



# ***CINCINNATI*** ***BEARCATS***

 FOOTBALL 2007




***BIG***  
***EAST***  
CONFERENCE



# UNIVERSITY OF CINCINNATI

ALL-AMERICAN CITY ... WORLD CLASS FACILITIES







## Developing the Complete Player

Head coach Brian Kelly and the University of Cincinnati football program have made a pledge to improve each student-athlete in five core areas — intellectual, social, spiritual, physical, and skill. Together, these five components develop a complete player and give each individual a knowledge base that extends beyond the football field. The full scope of Cincinnati football is detailed in the following 10 pages.



### Intellectual Development

Page 2-3

### Social Development

Page 4-5

### Spiritual Development

Page 6-7

### Physical Development

Page 8-9

### Skill Development

Page 10-11

## Table of Contents

12-15	University of Cincinnati
16-17	All-American City
18	CATAPULT
19	Media Exposure
20-23	UC Football History
24-25	Ring of Honor/Hall of Fame
26-27	Bearcats in the NFL
28-29	Nippert Stadium
30-31	Football Facilities
32-37	Richard E. Lindner Varsity Village
38-39	Strength and Conditioning
40-41	Academics Services
42	Athletics Training
43-44	Game Day on Campus/Spirit Squads

#### Outlook

46-47	Alphabetical Roster
48-49	Numerical Roster
50-53	Outlook
54	Two-Deep Roster

#### Bearcats Biographies

56-85	Returning Bearcats
86-90	Newcomers

#### Coaches and Staff

92-94	Brian Kelly - Head Coach
95	Keith Gilmore - Assistant Head Coach/Defensive Line
96	Jeff Quinn - Offensive Coordinator/Offensive Line
97	Joe Tresey - Defensive Coordinator
98	Mike Elston - Special Teams/Recruiting/Tight Ends
99	Kerry Coombs - Defensive Backs
100	Greg Forest - Quarterbacks
101	Tim Hinton - Linebackers

102	Ernest Jones - Running Backs
103	Charley Molnar - Passing Game Coord./Wide Receivers
104	Graduate and Student Assistants
105	John Widecan - Asst. A.D./Administrative Staff
106	Bob Mangine - Football Athletics Trainer
107	Sports Medicine Staff
108	Paul Longo - Director of Strength and Conditioning
109	Jeff Hericks - Equipment/John Sells - Video
110	Game Day Assignments

#### Administration

112	Dr. Nancy Zimpher, President
113	Mike Thomas, Director of Athletics
114	Senior Administration
115	Head Coaches
116-117	Athletics Staff
118	UCATS

#### 2006 in Review

120-121	2006 Season Review
122-127	Final Statistics
128-134	Game Stories and Box Scores

#### BIG EAST Conference

136-137	BIG EAST Conference
138	BCS and the BIG EAST
139	2007-08 Bowl Schedule
140	BIG EAST Composite Schedule
141-143	2006 BIG EAST Season-in-Review
144	2006 All-BIG EAST Team

#### Opponents

146-151	2007 Opponents
152-154	All-Time Scores vs. 2007 Opponents

#### Records and History

156-158	Rushing
159-161	Passing
162-163	Receiving
164	All-Purpose/Total Offense
165-166	Scoring
167	Punting
168	Kickoff Returns
169	Punt Returns
170	Interceptions
171	Tackles
172	Single-Game Offense
173	Single-Game Defense
174	Season Offense
175	Season Defense
176-177	Awards
178-179	All-Americans
180	All-Star Game Participants
181	NFL Draft Choices
182-183	Bearcats in the Pros
184-187	All-Time Letterwinners
188-192	Year-by-Year Scores
193	All-Time Coaching Records
194-195	Series Records
196-199	Bowl History
200	Bowl Records

#### Media Information

202-203	Media Information
204	Media Calendar
205	Opponent SID Directory
206	Radio and Television
207	Cincinnati Sports Media
208	Department Directory





## Intellectual Development

**T**he University of Cincinnati has established itself as the premier academic institution not only in the BIG EAST, but across the nation. U.S. News & World Report ranks 10 UC programs among the Top 10 in the country while another 21 programs are ranked among the Top 50 in the nation.

The UC football program is also striving to meet those same levels of national success both on the field and in the classroom. This past season 15 Cincinnati football players were named to the BIG EAST All-Academic football team, including all-conference performers Dominic Ross (first team) and NFL Draft pick and second-team all-BIG EAST performer Brent Celek. The total was the second-highest among BIG EAST schools. As a team, UC was one of 32 teams in Division I-A to record a 70 percent or higher graduation rate and earned recognition from the American Football Coaches Association.

Success like that will not happen without


hard work. It involves a team approach, including the coaches, academic support services and the student-athletes.

"We're linked into the college's academic standards, and our coaches are very involved in the academic lives of our players in the same way that we're involved in their athletic lives," said head coach Brian Kelly.

"When we talk about intellectual development, it is a two-fold process," he continued. "First, for the coaches, it's about interaction with our players. We have a responsibility to know what they are doing as students. Are they going to class? Are they being successful in the classroom? Our coaches need to know.

"Second, for the players, are they utilizing the resources they have available to them?"

They have access to the Nancy Hamant Academics Center located in the recently opened Richard E. Lindner Center, which also houses the team's locker room, training room and weight training facilities.



UNIVERSITY OF  
Cincinnati



One of the key ingredients in each student-athlete's academic success is the Hamant Academic Center which takes up the entire fifth floor of the Lindner Center. The Hamant Center features a spacious computer lab with over 70 work stations, a study hall, and tutoring rooms.

Cincinnati student-athletes receive academic advising assistance and have access to early registration through priority registration. Study hall, which is held Monday through Friday, is required for freshmen and open to all student-athletes. Tutoring is also available.



"The coaches expect greatness from each of us both on and off the field. The classroom is just another place they push us to excel as champions."

— Mike Daniels, Sr., RB

"From the moment you walk into the Lindner Center you know you are in a world-class facility with the best equipment. The Hamant Academics Center is no exception. Within 100-yards of our locker room we have all the resources necessary for us to succeed in the classroom. The people who work in the academic center make sure we maximize our potential."

— Leo Morgan, Sr., LB

"The Academic Services staff is a big part of the success we have academically here at UC. They work non-stop and deserve a lot of the credit for our success. The academic center supplies us with all the tools we need to succeed – computers, study halls, and tutoring services all right there in the same building as we work and train."

— Jon Carpenter, Sr., LB  
Academic All-BIG EAST Team








## Social Development

In the Greater Cincinnati/Northern Kentucky community, University of Cincinnati student-athletes serve as representatives of the university and its department of athletics. Bearcats' student-athletes are held to a higher level of accountability and responsibility both within the campus environment and in the community.

"It's extremely important that our players understand that they are different," said head coach Brian Kelly. "Because of that, they need to carry themselves in a manner that reflects positively on UC football and the University.

"They are going to be challenged to make good decisions every day as they grow up here," he added. "As head coach, I hold all of my players accountable for their actions. That's called growing up . . . maturing socially."

The University and surrounding communities offer many opportunities for social development. There are over 300 registered student organizations, including academic honoraries and organizations, residence hall groups, student government, fraternities, and multicultural groups.



Head coach Brian Kelly, President Nancy L. Zimpher and "The Bearcat" lead the MainStreet Stride Parade through campus. Kelly was the Grand Marshal of this year's annual event.





## Cincinnati, Ohio

**T**he City of Cincinnati, or the “Queen City” as it is known, is just a small portion of the nation’s 32nd-largest media market. Also a part of the region called the “Tri-State” – because of its proximity to Northern Kentucky and Southeast Indiana – Cincinnati is a city of unique individual neighborhoods nestled inside of the seven hills surrounding the city.

Students at UC are in the heart of the Clifton neighborhood. Clifton is a college neighborhood which sits 10 minutes northwest of the downtown area between the main I-71 and I-75 arteries. UC’s campus is within walking distance of all the amenities a UC student might require in the Uptown and Short Vine shopping districts.

The City of Cincinnati is known as a sports town and the people support their home teams, which besides the Bearcats, include professional sports franchises such as the Cincinnati Reds (MLB) and Cincinnati Bengals (NFL).

Downtown Cincinnati centers around picturesque Fountain Square. From there, you are within 15 miles of some of the region’s best attractions such as the Kings Island Amusement Park, the world-renowned Cincinnati Zoo, and the National Underground Railroad Freedom Center as well as hundreds of cultural, arts, theatre, music, and outdoor activities throughout the region. Cincinnati is the heart of a diverse regional community which is the perfect place to raise a family.

“This is a unique place where a college community has become intertwined amongst a much larger urban community without losing the feel of what the college experience should be. Student-athletes should realize they are not coming for the nightlife or the social experience first. They are coming to the University of Cincinnati to get a degree and play football.”  
— Head Coach Brian Kelly

“Cincinnati is a great place to attend college and play football. We have a true campus environment with everything we need at our fingertips, including an ever-expanding city that provides us with the cultural experiences we need to mature.”  
— Haruki Nakamura, Sr., DB

“My college experience is everything I hoped it would be, mainly because of the 105-member family I have here with me everyday.”  
— Butler Benton, Sr., RB







## Spiritual Development/Volunteerism

**H**ead coach Brian Kelly and his staff believe in the importance of helping their student-athletes develop spiritually and understand the importance of giving back to the community.

"They must have an opportunity to be 'other-centered,'" Kelly said. "It can't always be about them. Being 'other-centered' allows you a path in life, whether it be through a religious involvement or through volunteerism. This idea is one of the three main goals of our department of athletics' action plan – CATAPULT."

The UC football program regularly participates in a variety of charitable ventures and clinics throughout the city.

"The bottom line is you have to be 'other-centered' in order to develop," Kelly said. "We work hard on getting our players to think outside of their own individual compartments and about how they can become involved in the bigger picture."

The Cincinnati area offers over 800 churches and temples representing more than 20 denominations. There also are more than 20 religious-affiliated registered student organizations at UC, including Athletes in Action. Pregame chapel sessions and a midweek bible study group, both of which are open to all denominations, are available for UC football players to take part.







"In any sport, profession, or competition, the difference between the elite and the rest of the crowd is passion. You can achieve modest results without being passionate, but it's unlikely that you will be able to compete with more passionate people at the highest levels."

- Ernest Jackson, Sr., WR

"In our lives, the things we do off the field in our community are much bigger than what we achieve on the field. We owe it to the people who are less fortunate than us. We have been blessed with a opportunity to use our gifts to make a difference whether it is picking up trash, signing autographs, or simply spending time with these people. We can make a difference and that is what UC football is really about."

- Digger Bujnoch, Sr., OL



Junior quarterback Dustin Grutza, who had been growing his hair out for over a year, did his part to better the life of a local cancer patient this summer when he donated eight inches of his hair to the "Beautiful Lengths."







## Physical Development

**A**n athlete can only perform as well as his body will allow. With that in mind, the University of Cincinnati provides a team of professionals to ensure the Bearcats take the field every week are in peak physical condition.

"When I was in college, everyone thought that physical development was how much weight you could put on the bar," said head coach Brian Kelly. "But it really has to do with

taking care of your body. In today's game, nutrition, health, and wellness are the things that give teams the edge to be successful. When all the other teams learn how to weight train, what gives us the advantage?

"At UC we work at training the body and that begins with our football strength coach and athletics trainer working together. Their ability to work as one is a uniqueness we have. Often there is a dichotomy of interests

between the strength coach and the trainer, but they have worked together with the coaching staff to develop the same philosophy of physical development."

Cincinnati's strength and conditioning coach is Paul Longo, a veteran of more than 20 years in the field with experience at the University of Iowa and the University of Wisconsin. Bob Mangine is the team's athletics trainer who has 32 years of experience in the field.





"Along the way you are going to have setbacks, a knee or shoulder problem," Kelly said. "But, do you have a training program that can get you through that bump in the road? It's not uncommon for a player at another school to get injured his freshman year and never grow any further. We believe we have the best in strength and conditioning and athletics training to prevent that from happening, and we realize that every player has to be trained in a different manner."



"When I went to college, I was 215 pounds and played tight end. Since working with Coach Longo, I put on almost 80 pounds but didn't lose any of my speed. I may be an offensive lineman, but I can still run like I was a tight end. Our training is specific for each position, so that what we do will carry over onto the field."

— Joe Staley, 2007 NFL First Round Draft Pick

"Over the past four years working with Coach Kelly, we've seen constant improvement in the bigger, faster, stronger numbers of our athletes. A lot of the credit for that goes to the work ethic and commitment within the program. The improvement in those areas has been tremendous."

— Paul Longo  
Strength and Conditioning Coach

"Along the way you are going to have setbacks, a knee or shoulder problem. Do you have that training program that can get you through that bump in the road? It's not uncommon for a player at another school to get injured his freshman year and never grow any further. We believe we have the best in strength and conditioning and athletics training to prevent that from happening, and we realize that every player has to be trained in a different manner."

— Brian Kelly



## Skill Development

**T**he University of Cincinnati coaching staff has a track record of excellence in evaluating and developing talent. Student-athletes who choose UC know they will be receiving expert instruction from some of the brightest and most innovative minds in college football. And, each member of the staff recognizes his role not only as a football coach, but as a teacher and role model as well.

"If we are going to develop your skill, we've got to be able to teach," said head coach Brian

Kelly. "I put together a great staff of communicators who were also excellent teachers. I know that I was able to reach my potential because I had great mentors, teachers, and communicators surrounding me throughout my career."

The coaching staff consists of eight individuals who played collegiately, including Mike Elston, a three-year letterwinner at the University of Michigan. This experience allows

the staff to build stronger relationships with the student-athletes with whom they work. UC's coaching staff is familiar with success at the national level. Jeff Quinn and Greg Forest were a part of Kelly's staff that led Grand Valley State University to back-to-back Division II national titles, while no less than eight of the Bearcats' full-time coaches have either played or coached in a bowl game or NCAA postseason football tournament.







"I have 17 years of head coaching experience and a pair of national championships and that is unique in Division I-A. I've proven I know how to run a program and create the right culture for young men to grow in. I'm a hands-on head coach. I'm not a head coach that is out at practice just walking around ... I've got the pulse of the team."

— Head Coach Brian Kelly

"I had people coaching me that gave me an opportunity to display my talents and develop my skill. Even after I was done playing, they helped me set up for my pro workouts and gave recommendations to coaches and scouts. Whatever you need, be it academic or athletic, the coaches are looking out for you."

— Adam Kieft  
2005 NFL Draft Pick





**T**he University of Cincinnati traces its origins to 1819, the year in which Cincinnati College and the Medical College of Ohio were chartered. In 1870, the City of Cincinnati established the University of Cincinnati, which later absorbed the earlier institutions. In 1906, the University of Cincinnati created the first cooperative education program in the United States through its College of Engineering. For many years, the University was the second-oldest and second largest municipal university in the country. In 1968, UC became a "municipally sponsored, state affiliated" institution, entering a transitional period culminating on July 1, 1977 when UC became one of Ohio's state universities. The University of Cincinnati is classified as a Research Extensive University by the Carnegie Commission, and is ranked as one of America's Top 25 public research universities.

## Cincinnati Firsts

UC has been the source of many contributions to society, including:

- the first electric organ
- the first oral polio vaccine
- the first observations of the National Weather Service
- the first safe anti-knock gasoline
- the first antihistamine
- the first use of lasers to remove brain tumors
- the first bachelor's degree program in nursing and first emergency medicine residency program
- the first degree program offered via satellite

## Cincinnati Sports Firsts

- Cincinnati hosted one of the first night football games in the United States in 1923
- George Smith, captain of the 1934 football team, wore a device to protect a facial injury, a fore-runner of the facemask
- In 1961, Hank Hartong became college football's first soccer-style kicker
- UC was the first school to make five consecutive appearances in the men's basketball Final Four, 1959-63





## Academic Excellence

At the University of Cincinnati, excellence is a hallmark of the academic program. *U.S. News and World Report* ranks 10 UC programs among the Top 10 in the country, while another 21 programs are listed among the Top 50 in the nation.

*Money Magazine's Elite Values in Higher Education, Kaplan's Unofficial, Unbiased Insider's Guide to the 320*



*Most Interesting Colleges, Octameron's College Match: A Blueprint for Choosing the Best School for You* and Yahoo's *Internet Life* have all ranked the University of Cincinnati's programs among the best in the nation.

Undergraduate students in any college may apply to the University Honors Scholars Program. If selected as an Honors student, the rewards for being an outstanding student include smaller classes, honors housing, special advising and scholarships worth up to \$60,000



over four years.

UC's cornerstone scholarship program is Cincinnati, which awards more than 1,400 scholarships totaling over \$11 million.

## Famous UC Alumni and Faculty

Cleveland Abbe	Founder of the U.S. National Weather Service
Kathleen Batte	Operatic Diva
Thomas Berger	Author ( <i>Little Big Man, Neighbors</i> )
Eula Bingham	Environmental Scientist, head of OSHA
David Canary	Actor
Barbara Daniels	Soprano
Charles Dawes	U.S. Vice President, Nobel Peace Prize
Suzanne Farrell	Ballet Director
Heather Renee French	Miss America, 2000
Marilyn Gaston	U.S. Assistant Surgeon General
Michael Graves	Architect
Mark Oswald	Baritone
Michelle Pawk	Broadway Star
Faith Prince	Tony Award Winner
Lee Roy Reams	Broadway Star
Albert Sabin	Developer of Polio Vaccine
William Howard Taft	President, Supreme Court Chief Justice
Doris Twitchell	Founder of Children's Int. Summer Village
Jonathan Valin	Author ( <i>The Lime Pit, Final Notice</i> )
Tom Wesselman	Artist



Taft



Dawes



Sabin



Robertson

## Sports Greats

Ted Corbitt	Olympic Marathoner
Miller Huggins	Yankees Manager, Baseball Hall of Fame
Sandy Koufax	Los Angeles Dodgers, Baseball Hall of Fame
Oscar Robertson	Basketball Hall of Fame
Becky Ruehl	Olympic Diver
Jack Twyman	Basketball Hall of Fame

## A Look at the University

- In fiscal year 2005, UC earned more than \$332 million in grants and contracts. Research funding has quadrupled in the past 20 years, and the University's National Science Foundation ranking has climbed from a placement of 76th to 46th
- UC's annual endowment is \$1.03 billion, ranking 54th in the U.S. and 12th among public institutions
- UC offers 98 doctoral degree programs, 170 master's degree programs, 167 bachelor's degree programs, and 139 associate degree programs
- The Carnegie Commission has designated UC as a Research I university
- The University of Cincinnati has an economic impact of over \$2 billion annually on the state's economy
- The University of Cincinnati is the home of cooperative education. The first co-op program in America was offered at UC in 1906, and UC's co-op program is now the second largest in the country
- The University of Cincinnati is the Greater Cincinnati area's fourth-largest employer with 9,000 employees
- UC's library system contains over three million books and subscriptions to 39,787 periodicals — ranking it among the top research libraries in the country.



## University of Cincinnati National Rankings

### National Science Foundation

Research and Development Rank: 46th

### Association of University Technology Managers

Income on Patents and Licenses: 28th in U.S., 1st in Ohio

### U.S. News and World Report


College of Law: 58th  
Cooperative Education: 4th  
College of Pharmacy: 32nd  
College of Medicine: 41st  
College of Nursing: 48th  
Opera/Voice: 3rd  
Musical Conducting: 5th  
Music: 6th  
Music Composition: 9th  
Orchestra/Symphony: 9th  
Drama: 37th  
Creative Writing: 46th  
Paleontology: 9th  
Environmental Engineering: 20th  
Aerospace Engineering: 31st  
Industrial Engineering: 37th  
Civil Engineering: 48th  
Criminal Justice: 3rd  
Pediatrics: 4th  
Otolaryngology: 18th  
AIDS Center: 26th  
Neurology: 28th  
Geriatrics: 29th  
Pulmonary Disease: 32nd  
Cancer Center: 33rd  
Rheumatology: 35th  
Endocrinology: 39th  
Speech and Language Pathology: 39th  
Cardiology: 43rd  
Audiology: 44th

### 2005 Design Intelligence

For six straight years, professionals across the nation have ranked UC's interior design program as the nation's best. UC's architecture program is ranked No. 2 in the United States

### North American Pharmacist Licensure Examination


In 2002 the UC College of Pharmacy had a 91 percent pass rate, a mark unmatched by any other Ohio school



## MISSION STATEMENT

The University of Cincinnati is a public comprehensive system of learning and research. The excellent faculty have distinguished themselves world wide for their creative pedagogy and research especially in problem solving and the application of their discoveries. The University system is designed to serve a diverse student body with a broad range of interests and goals. It is a place of opportunity. In support of this mission, the University of Cincinnati strives to provide the highest quality learning environment, world renowned scholarship, innovation and community service, and to serve as a place where freedom of intellectual interchange flourishes.







**T**he City of Cincinnati provides the perfect complement to the UC educational experience.

Cincinnati and the surrounding area provides recreational and leisure time activities to meet every interest — from rock climbing, canoeing and camping for outdoor enthusiasts to theatre and arts for the culturally inclined.

Cincinnati is truly a “major league city.” Fans flock to the waterfront to attend games and events at a pair of new venues — the Bengals’ Paul Brown Stadium, opened in 2001, and the Reds’ Great American Ballpark, opened in 2003.

The variety of museums and galleries, fine dining, festivals and events, attractions and sports, parks, recreation facilities, and shopping are the reasons millions visit the “Queen City” year after year.

Kings Island theme park and the world-renowned Cincinnati Zoo are just two major attractions that on the list of “must see” items on any trip to greater Cincinnati.

Numerous concert facilities attract big-name entertainers and acts to the Cincinnati area. The Ohio River offers a variety of scenic views and entertainment options.

Five-star dining, revolving circular restaurants, and riverboat dining are just a few of the succulent options that Cincinnati offers. Its visitors find themselves coming back for classic “Cincinnati-style” chili, tasty



barbecue ribs, and local homemade ice cream.

Annual surveys of the area’s quality of life resulted in Cincinnati being listed as one of the most livable cities in North America.

Cincinnati and the Tri-State area are the corporate headquarters of 10 Fortune 500 companies. Major corporations, such as Procter and Gamble, Chiquita Brands, and Kroger, make Cincinnati their home while carrying the city’s trademark to worldwide marketplaces.

The corporate community has strong ties to UC and provide a wealth of employment opportunities.

Cincinnati is one of America’s truly spectacular cities. Its character provides a prime place to enjoy all of the best in life. A great place to visit, an even better place to live and learn.



## Cincinnati at a Glance

### Population

City: 331,285

Metropolitan Area: 1.99 million

U.S. CMSA Rank: 24th

**Television Market:** 32nd

**Fortune 500 Company Headquarters:** 10

**Corporate Headquarters:** More than 1000

- Cincinnati is ranked in the Top 10 by Fortune Magazines as a great place to live and work due to its variety of cultural, recreational, entertainment and sports activities, its excellent and affordable housing and its low crime rate.
- Cincinnati is one of the seven safest places to live based on crime statistics for metropolitan areas.
- Esquire Magazine ranked Cincinnati No. 7 on its list of "Cities that Rock"
- Cincinnati's Fine Arts Fund, the oldest in the nation, ranks among the top three in the U.S. for total dollars raised by a united arts campaign.
- Over 100 museums and galleries are located in the Greater Cincinnati area.
- Cincinnati's over 20,000 acres of city and county parks give it one of the largest park systems (per capita) of major U.S. cities.
- Cincinnati's list of festivals and events include Oktoberfest-Zinzinnati (the world's second-largest next to the original in Munich), the internationally famous Tall Stacks reunion of historic riverboats, the Cincinnati Flower Show, Riverfest, Kidsfest, A Taste of Cincinnati, and the Black Family Reunion.
- The Cincinnati Public Library along with the Hamilton County Library combine for the third largest total circulation on the U.S.



**B**IG EAST Championships in every sport within the next five years, continued leadership by UC student-athletes in academics, and community engagement are the main goals of CATAPULT, an action plan for University of Cincinnati athletics unveiled by athletics director Mike Thomas.

Thomas' five-year vision for UC's 18-sport intercollegiate program was launched on the six-month anniversary of his hiring as AD. The plan focuses on three main initiatives: winning BIG EAST team championships, high-level academic achievement, and a comprehensive integration with the Greater Cincinnati Community.

## CHAMPIONSHIPS

UC will win a BIG EAST championship in every sport within the next five years. The Bearcats picked up their first BIG EAST championship in 2006 as the men's soccer team captured the regular-season title.



# CATAPULT


## CHAMPIONSHIPS ... ACADEMICS ... TOGETHER

"It is critically important for our student-athletes, past, present and future, along with our coaches, staff, alumni and fans to know that we are 100 percent committed to being a championship program within the BIG EAST," said Thomas. "Setting specific goals will keep

all of our stakeholders focused on where we need to go. The title of the program, CATAPULT, is truly symbolic of what our department is poised to do over the next five-years, which is to leap over the rest of the BIG EAST, all the way to the top."

## ACADEMICS

UC student-athletes will set the pace academically by continuing to lead the general student body in graduation rates and over a five-year period outperform the general student body in grade point average. UC student-athletes are graduating at a 61 percent rate, exceeding the 48 percent rate of the school's general student body and is on par with the national student-athlete rate of 62 percent. In the most recent compilation of grade point averages, UC student-athletes posted an accumulated grade point average of 2.90 while the overall GPA of the UC student body was 3.04.



## TOGETHER

UC student-athletes, coaches and staff will respect and honor the privilege of competing as Cincinnati Bearcats. All participants recognize that UC's goals cannot be achieved without engaging the UC family and the Cincinnati community.





# MEDIA EXPOSURE

## Television Partners

**A**s a member of the BIG EAST Conference, the University of Cincinnati football program enjoys extensive media exposure.

The BIG EAST's television agreements with ABC and ESPN virtually guarantee that at least one league game will be televised nationally each weekend and that every conference and home non-conference game will be carried on one of the ESPN channels.

ESPN Regional Television (ERT) produces a syndicated BIG EAST Game of the Week package that is distributed regionally to the local markets of the member schools as well as to cable and subscription services. This season the BIG EAST Game of the Week can be seen locally in Cincinnati's CW channel, the digital sister station of WKRC (Channel 12). The CINCW is available on Time Warner Cable System, Insight Cable, DIRECTV and Digital Channel 12.2.

The BIG EAST also produces a weekly television show, *Inside the BIG EAST*, which is distributed regionally. The Bearcats also receive local and regional exposure via The Brian Kelly Show, the weekly half-hour show featuring the Bearcats' head coach. The show can be seen locally on FOX19 and regionally on the Ohio News Network (ONN).



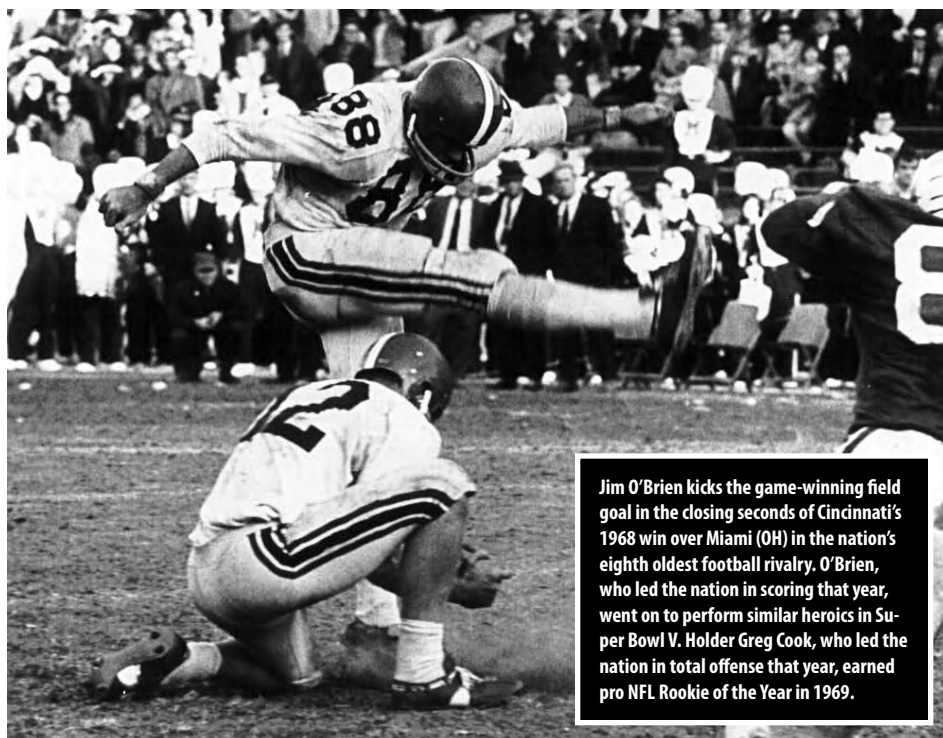
## Radio Partners

**U**C football games can be heard in 38 states via the 50,000-watt signal of WLW-AM 700. The Clear Channel Communications station broadcasts every Bearcats' football game and hosts a weekly telephone call-in show featuring head coach Brian Kelly every Thursday night at 8 p.m. from the original Montgomery Inn.

Additionally, all of the broadcasts are available nationwide on XM Satellite Radio channel 173 — WLW.



SATELLITE  
RADIO



Jim O'Brien kicks the game-winning field goal in the closing seconds of Cincinnati's 1968 win over Miami (OH) in the nation's eighth oldest football rivalry. O'Brien, who led the nation in scoring that year, went on to perform similar heroics in Super Bowl V. Holder Greg Cook, who led the nation in total offense that year, earned pro NFL Rookie of the Year in 1969.

The University of Cincinnati's rich history and tradition in intercollegiate athletics is founded in the Bearcats' football program.

UC's football program is one of the nation's oldest—only Rutgers (1869), Michigan (1879), Navy (1880) and Minnesota (1883), among NCAA Division I-A institutions—predate Cincinnati, which began the sport in 1885.

UC has been involved in several historical college football milestones starting with Dec. 8, 1888. That day, the Bearcats and Miami University (OH) engaged in the very first college football game played in the state of Ohio, launching a rivalry that is tied for the oldest in the game among major universities—North Carolina vs. Wake Forest began playing that same year. The Battle for the Bell is the fifth-most played rivalry series in college football.

A few years later in 1897, UC received an invitation to visit New Orleans to play a football game as a reward for a successful season. The game was a precursor to the current postseason football bowl games.

In the 1930s, a Bearcat wore a device with his helmet to protect his broken nose. The device was the forerunner of the now standard face mask. The first soccer-style place kick was attempted by a Bearcat in the early 1960s.

Coaching luminaries have patrolled the sidelines at Cincinnati. College Football Hall of Fame coach Frank Cavanaugh began his 24-season career at Cincinnati.

Sid Gillman, a member of the College and NFL Halls of Fame, was the architect of one of the top eras in Cincinnati football history. He directed the Bearcats to three conference titles and a pair of bowl game appearances during his six seasons (1949-54) before leaving for the professional ranks. Cincinnati, with Gillman developing the passing offenses which would make him successful in the pro ranks, became known for its aerial attack in the early 1950's. That notoriety continued.

In 1968, the Bearcats were the nation's top passing team with quarterback Greg Cook leading the NCAA in total offense while receiver/kicker Jim O'Brien captured the national scoring title. A year later, Cook earned Rookie of the Year honors as a Cincinnati Bengal. Two years later, O'Brien kicked the game-winning field goal for the Baltimore Colts in Super Bowl V.

With nearly 100 players advancing into the professional ranks, 31 earning all-America honors and 11 garnering academic all-America recognition, Cincinnati football clearly has a history of accomplishments.

## UC Football Timeline

**1885** UC fielded its first football team under the organization of Arch Carson, who served as the first coach. The team won a pair of games over a club from neighboring Mt. Auburn.

**1888** Cincinnati and Miami faced off in Oxford for the first college football game in the state of Ohio. The game ended in a scoreless tie but launched a rivalry that is tied for the honors of being the oldest among major college schools.

**1897** Following a 7-1-1 season—the lone loss was to the fabled Carlisle Indians—Cincinnati was invited to celebrate New Years in New Orleans and play a contest against the host Southern Athletic Club. A day after their victory, the Bearcats accepted a challenge from LSU and also defeated the Tigers.

**1898** Frank Cavanaugh, immortalized as the Iron Major, began his head coaching career at Cincinnati. He was elected to the National Football Foundation Hall of Fame at the conclusion of his illustrious career.

**1902** Cincinnati played its first home game at the current site of Nippert Stadium, defeating Hanover, 18-0.

**1912** Cincinnati scored a school-record 124 points in a shutout win over Transylvania. Ike Stewart and Bob Heuck each tallied six TDs and Alonzo Wells kicked 12 PATs, all UC records.

**1914** Cincinnati teams first used the nickname Bearcats.

**1916** Construction began on permanent stadium seating and facilities.

**1922** George McLauren, another UC mentor to be elected to the College Football Hall of Fame, began his four-season tenure as UC's head coach.

**1923** Nippert Stadium was the site of the first night football game in the Midwest as Cincinnati defeated Kentucky Wesleyan, 17-0. In the season-ending game vs. Miami, Jimmy Nippert sustained a spike wound and died a month later of blood poisoning. His grandfather, James Gamble, donated the money needed to finish the stadium construction.

**1924** Nippert Stadium was dedicated.

**1933** UC won the first of two straight Buckeye Athletic Association titles.



**1934** UC played its first Homecoming game, defeating Marshall, 7-0.

**1935** The Bearcats' first NFL players, Bill Feldhaus (Detroit) and Ray Nolting (Chicago), lead UC to a 7-2 record before embarking on their pro careers.

**1942** UC hosted No. 2 Georgia at Nippert Stadium. The Bulldogs won, 35-13, and won the Rose Bowl a few months later. The other lone blemish on UC's 8-2 record was to Sugar Bowl victor Tennessee.

**1943-44** Football suspended due to World War II.

**1946** Cincinnati defeated defending Big 10 Conference champion Indiana in the season opener en route to a 9-2 record. The season was capped by the Bearcats' first bowl appearance. UC defeated Virginia Tech, 18-6, in the Sun Bowl.

**1947** UC won its first Mid-American Conference championship. The Bearcats won four crowns in their six-year association with the league.

**1949** Sid Gillman took over as head coach and promptly piloted UC to a Mid-American Conference title and a win over Toledo in the Glass Bowl. Tom O'Malley's 1,617 passing yards led the nation.

**1950** The Bearcats advanced to the Sun Bowl but are edged by West Texas State, 14-13.


**1951** UC posted an all-time best record of 10-1. Gene Rossi and Bob Stratton became the first Bearcats to earn all-America recognition.

**1953** Cincinnati led the nation in both total offense (409.5 yards per game) and total defense (184.3), a feat accomplished by only three other teams in college football history.

**1954** Sid Gillman left for the Los Angeles Rams after directing UC to an 8-2 ledger. In six seasons under the eventual college and pro hall of fame coach, the Bearcats posted a 50-13-1 record and won three Mid-American Conference titles.


**1956** UC led the nation in punt return average, averaging 17.7 yards per return.

**1959** Dave Canary became the first of 11 Bearcats to earn academic all-America honors. Canary eschewed pro football possibilities to pursue a successful acting career and became a regular in several TV series. Teammates Jack Lee and Jim Leo were named MVP of the Senior Bowl and College All-Star games, respectively.



1935 captain Ray Nolting (left), along with teammate Bill Feldhaus, were UC's first graduates to play professional football. Nolting played for the Chicago Bears for eight seasons, winning NFL titles, before returning to UC in 1945 to become head football coach.

The 1946 Bearcats were one of the school's most successful teams, defeating defending Big Ten champion Indiana and beating Virginia Tech in the Sun Bowl.



## Old Time Football

Only four NCAA Division I-A programs have been in existence longer than the University of Cincinnati:

### 1st Year

1. Rutgers ..... 1869
2. Michigan ..... 1879
3. Navy ..... 1880
4. Minnesota ..... 1883
5. Cincinnati ..... 1885

The 1953 Bearcats are the only team in college football history to lead the nation in total offense and total defense. Dick Goist (62) led the team with 561 yards rushing as one of four players to gain over 400 yards on the ground. He was also a star defensive back, helping to limit opponents to just 184.3 yards per game. A two-time all-American, Goist was also UC's top punter that season.



**BOWL-CATS**

Cincinnati has been to five bowl games over the last seven seasons and a total of nine in the program's 119 seasons. Last season the Bearcats knocked off Western Michigan, 27-24, in the inaugural International Bowl played at the Rogers Centre in Toronto, Canada.

**All-America Tradition**

Thirty-one Bearcats have earned all-America recognition. Mike Woods garnered first-team honors in 1977, earning him an appearance on Bob Hope's television special.



**1963-64** Cincinnati won back-to-back Missouri Valley Conference titles under Chuck Studley, who went on to become head coach of the Houston Oilers. UC compiled a 14-6 record during those two seasons.

**1968** Cincinnati led the nation in passing offense, averaging 335.8 yards per game. Greg Cook led the nation in total offense, amassing 3,210 yards, while receiver/kicker Jim O'Brien was the nation's leading scorer with 142 points.

**1970** Bob Bell became the second Bearcat in as many seasons to be a first-round selection in the NFL Draft.

**1976** Cincinnati defeated Arizona State and Vanderbilt en route to a 9-2 ledger. Co-captain Mike Woods earned first-team all-America honors and was a second-round draft pick by the Baltimore Colts.

**1979** Cincinnati entered the fourth quarter with a 21-7 lead over sixth-ranked Florida State, only to have the Seminoles rally for a 26-21 win at Nippert Stadium.

**1983** UC opened the season with a 14-3 upset of defending national champion Penn State at Beaver Stadium.

**1985** The Bearcats upset a pair of 1984 bowl teams, Virginia Tech and Boston College.

**1986** UC hosted the No. 1 Miami Hurricanes at Nippert Stadium. The Hurricanes validated its ranking with a 45-13 win.

**1992** Nippert Stadium reopened to full use following an extensive renovation. The Bearcats hosted No. 8 Penn State in the season opener, and nearly pulled off the upset before falling, 24-20.

**1995** Robert Tate led the nation in kickoff return average, averaging 34.3 yards on 15 returns. Tate was named both Offensive and Special Teams MVP in Conference USA.

**1996** Cincinnati began competition in Conference USA. The Bearcats posted back-to-back crowds of 30,729 for Kentucky and 30,887 for Miami University, breaking the old stadium attendance record.

**1997** Cincinnati ended a drought of 47 seasons without a bowl game appearance when it was selected to play in the inaugural Humanitarian Bowl. The Bearcats defeated Utah State, 35-19, to finish the year at 8-4.

**"The Toe"**

Jonathan Ruffin received the Lou Groza Award as the nation's top kicker in 2000 after booting a record 26 field goals. He was presented the award by ESPN's Chris Fowler. Ruffin was also a consensus all-American that year.



**1999** Cincinnati upset No. 8 Wisconsin, 17-12 in Nippert Stadium.

**2000** UC won five of its last six games to finish second in Conference USA and earn a bid to play Marshall in the Motor City Bowl. Jonathan Ruffin became a first consensus first-team all-America choice and received the 2000 Lou Groza Award after leading the nation in field goals.

**2001** The Bearcats opened the season against No. 25 Purdue in front of the largest Nippert Stadium crowd in history. UC won its first four league games en route to a second-place finish in Conference USA and second straight trip to the Motor City Bowl. Quarterback Gino Guidugli is named the Conference USA Freshman of the Year after setting school and league freshman records by throwing for 2,573 yards and 16 touchdowns.

**2002** Cincinnati set school and Conference USA single-game attendance marks when 66,319 packed Paul Brown Stadium to see UC play eventual national champion Ohio State. UC won its final five league games to claim a share of the Conference USA title, its first league championship since 1964. Quarterback Gino Guidugli threw for 3,543 yards, one of five season records set by the sophomore. UC earned a bowl bid for a record third straight year, playing in the New Orleans Bowl.

**2004** The Bearcats recovered from a 2-4 start to win five of their last six games, including a convincing 52-24 victory over No. 21 Southern Miss. UC was selected for the Fort Worth Bowl where the Bearcats defeated Marshall, 32-14.


**2005** Cincinnati began play in the BIG EAST Conference.

**2006** The Bearcats posted a 7-5 regular-season mark, playing a schedule that featured five teams ranked in the Top 10 at the time they faced UC. After a couple of near misses against those ranked foes, UC downed No. 7 Rutgers, 30-11, before a national television audience. Cincinnati earned a berth in the inaugural International Bowl in Toronto, Ont. Though head coach Mark Dantonio and his staff departed following the end of the regular season, new coach Brian Kelly and his staff directed the UC squad to a 27-24 win over Western Michigan.



### Trophy Games

Cincinnati's annual clash with the Miami RedHawks is the nation's eighth-oldest and 11th-longest running rivalry in NCAA Division I-A. The winner of the yearly fall battle claims the Victory Bell (right). The Bearcats are involved in a total of three trophy games. The winner of the UC-Louisville contest takes home the Keg of Nails (above right), while the winner of the UC-Pittsburgh game stakes claim to the recently created River City Rivalry Trophy (above).



### Upset Cats

UC football has been dangerous to top teams over the years, knocking off the likes of No. 8 Wisconsin, 17-12, at home in 1999, going to defending national champion Penn State in 1983 and upending the Nittany Lions, 14-3, and dominating Virginia Tech, 16-0, in 1995 while allowing just 41 yards of offense. However, possibly the biggest upset in UC history came just this past season as the Bearcats beat its highest-ranked opponent in Nippert Stadium history, blowing away then-No. 7 Rutgers, 30-11.





## RING OF HONOR

At last year's season opener on Sept. 2, 2006, the University of Cincinnati Department of Athletics unveiled its Ring of Honor located on the facade between the upper and lower decks of the east side of Nippert opposite the press box. The Ring of Honor recognizes the accomplishments of UC's extraordinary student-athletes. The next inductees into the Ring of Honor will be recognized as part of the August 30 football game versus Southeast Missouri State. Following is the charter class of honorees.

**12 • GREG COOK**

Greg Cook (1966-68) was a second-team all-American in 1968 who rewrote UC's passing and total offense records during his career



# BEARCATS RING OF HONOR

**62 • DICK GOIST**

Dick Goist (1951-54) was a two-time honorable mention all-America halfback.

**27 • TOM O'MALLEY**

Tom O'Malley (1947-49) led the nation in passing yards in 1949

**8 • GINO GUIDUGLI**

Gino Guidugli (2001-04) broke all of the single season and career passing and total offense records while leading UC to three bowl games

**28 • GENE ROSSI**

Gene Rossi (1950-52) twice earned honorable mention all-America honors at quarterback

**5 • TOM MARVASO**

Tom Marvaso (1973-75) was named a first-team all-American in 1975 and started three years at safety

**16 • JONATHAN RUFFIN**

Jonathan Ruffin (1999-02) was a consensus all-American and the Lou Groza Award recipient as college football's top kicker in 2000

**8 • DANNY McCOIN**

Danny McCain (1984-87) earned honorable mention all-America plaudits in 1986 and broke the UC career passing and total offense records by the conclusion of his career

**29 • BILL SHALOSKY**

Bill Shalosky (1950-52) was an honorable mention all-American guard in 1952

**16 • JACK LEE**

The most prolific passer in UC history at the time of his graduation, Lee was a two-time all-Missouri Valley Conference quarterback

**30 • REGGIE TAYLOR**

Reggie Taylor (1983-86) was a three-time honorable mention all-American at running back for UC and is the school's all-time career rushing leader

**88 • JIM O'BRIEN**

Jim O'Brien (1967-69) earned honorable mention all-America honors as a kicker and wide receiver in 1968 and 1969 and led the nation in scoring in 1968

**30 • MIKE WOODS**

Mike Woods (1975-77) was a consensus first-team all-American in 1977





# HALL OF FAME




Lindner Center Hall of Fame Wall

Since the inaugural class of Ethan Allen, Eddie Coons, Ray Nolting, and Jack Twyman were introduced as the charter members of the University of Cincinnati Athletics Hall of Fame in 1976, a total of 151 former UC standouts have been inducted. In 31 years, 64 former grid-iron greats have been selected including such names as Arch Carson, Greg Cook, Dick Goist, Brig Owens and Jim O'Brien. Following is a list of the athletes inducted as football players.

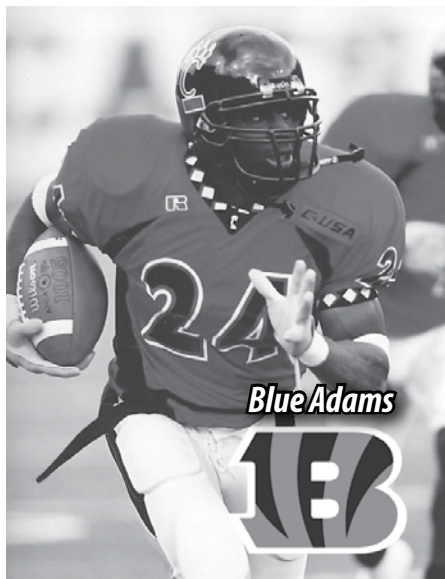


Name	Sports/Final Year	Inducted
Butch Alberts	FB, Base, 1972	1991
William Anderson	FB, BB, Tennis, 1949	1986
L. K. "Teddy" Baehr	FB, 1916	1980
Clark Ballard	BB, FB, 1936	1988
Danny Barrett	FB, 1983	2001
Mike Barrett	FB, 1927	1988
John Bedway	FB, 1942	1995
Bob Bell	FB, 1971	1990
Tom Blake	FB, 1949	1998
Richard Bryant	FB, BB, TK, 1928	1984
Ralph Bursiek	FB, TK, 1931	1978
Ken Byers	FB, 1962	1983
Dave Canary	FB, 1959	2005
Arch Carson	FB, 1887, ADMIN	2000
Greg Cook	FB, 1968	1986
Eddie Coons	Base, BB, FB, TK, 1923	1976
Steve Cowan	FB, 1972	2001
Mike Gates	FB, 1983	2000
Sid Gillman	Coach	1981
Richard Goist	FB, 1955	1986
Cliff Goldmeyer	FB, 1933	1987
Alex Gordon	FB, 1987	1998
Fred Heinhold	FB, 1921	1985
Robert Heuck	FB, 1913	1981
Bob Hynes	FB, Base, 1925	2001
Albert Johnson	FB, 1971	2004
Jim Kelly	FB, 1951, Coach, ADMIN	1978
Ron Kostelnik	FB, 1961	1985
Howie Kurnick	FB, 1979	1996
Jack Lee	FB, 1961	1985
Jim Leo	FB, 1960	1992
Joe Linneman	FB, BB, Base, 1923	1990

Name	Sports/Final Year	Inducted
Danny McCain	FB, 1988	2003
Don McMillan	FB, 1950	1995
Bob Meier	FB, TK, 1943	1992
Phil Meyers	FB, 1922	1977
Frank Middendorf	FB, 1952	1992
Joe Miller	FB, BB, 1956	1991
Joe Morrison	FB, 1959	1978
Al Nelson	FB, 1965	1987
Elbie Nickel	FB, BB, Base, 1947	1982
Ray Nolting	FB, BB, Track, 1936	1976
Jim O'Brien	FB, 1970	1983
Tom O'Malley	FB, 1949	2006
Brig Owens	FB, 1965	1979
Thurman Owens	FB, 1950	1987
John Pease	FB, 1926	1980
Dan Rains	FB, 1977	1997
Alkie Richards	FB, BB, Base, 1949	1985
Gene Rossi	FB, 1957	1984
Gene Ruehlmann	FB, 1948	1995
Glenn Sample	FB, Base, 1953, Coach	1982
Hal Schneider	FB, BB, Base, 1946	1995
Bill Schwarberg	FB, Base, 1936 Coach, ADMIN	1985
Bill Shalosky	FB, TK, 1953	1984
Nick Shundich	FB, 1952	1988
Nick Skorich	FB, 1943	1977
George Smith	FB, 1935, Coach, Athletics Director	1978
Will Stargel	FB, BB, 1953	1979
Roger Stephens	FB, 1948	1986
Ike Stewart	FB, Swimming, BB, Gym, Tennis, Base, 1914	1982
Bob Stratton	FB, 1952	1989
Reggie Taylor	FB, 1987	1997
Kari Yli-Renko	FB, TK, 1981	1993




**John Bowie**



**Blue Adams**



**Brent Celek**



**Jason Fabini**

## Bearcats on NFL Rosters

### **Blue Adams**

*Cincinnati Bengals, 5th year*

### **John Bowie**

*Oakland Raiders, 1st year*

### **Brent Celek**

*Philadelphia Eagles, 1st year*

### **Antonio Chatman**

*Cincinnati Bengals, 5th year*

### **Trent Cole**

*Philadelphia Eagles, 3rd year*

### **Troy Evans**

*New Orleans Saints, 5th year*

### **Jason Fabini**

*Washington Redskins, 10th year*

### **Andre Frazier**

*Cleveland Browns, 3rd year*

### **Tyjuan Hagler**

*Indianapolis Colts, 3rd year*

### **Artrell Hawkins**

*New England Patriots, 10th year*

### **Daven Holly**

*Cleveland Browns, 4th year*

### **Kevin Lovell**

*St. Louis Cardinals, 1st year*

### **Antwan Peek**

*Cleveland Browns, 5th year*

### **Clint Stickdorn**

*Detroit Lions, 3rd year*


### **Mike Wright**

*New England Patriots, 3rd year*







*Mike Wright*




*Antonio Chatman*



*Antwan Peek*




*Tyjuan Hagler*



*Troy Evans*



**Nippert Stadium Facts**

- Home of UC football since 1902
- Capacity: 35,000
- Playing surface: FieldTurf
- Fourth-oldest playing site for college football in the nation
- Nation's fifth-oldest NCAA Bowl or Championship Division or stadium still in use, preceded by Harvard Stadium (1903), Georgia Tech's Bobby Dodd/Grant Field (1914), the Yale Bowl (1914) and Cornell's Schoellkopf Stadium (1915).
- Cincinnati's all-time record in Nippert Stadium: 282-165-13.

Improvements to Nippert Stadium seem to never end. Since 2004, new permanent grandstands provide improved seating in the North endzone while underneath the structure are new game locker rooms for both the Bearcats and the visiting team.

The scoreboard features a new video board, nearly twice as large as the previous display, while the playing field is a new installation of FieldTurf, the grass-like artificial turf.

These are just the latest enhancements which preserve the rich history and tradition of Nippert Stadium while making it a contemporary place in which to play and watch a game.

Nippert Stadium has been home to Bearcat football since 1902, making it the fourth-oldest playing site and fifth-oldest stadium in college football.

**Nippert Stadium Timeline**

**1895** Arch Carson introduced a plan to build a stadium on a site in Burnet Woods.

**1902** Cincinnati played its first game on Carson Field. Wood bleachers were built on the surrounding hillside.

**1909** Lights were first used because the large number of co-op students on the team could practice only at night.

**1916** Funds to build a permanent brick and concrete structure were made available by a city bond issue.

**1923** UC defeated Kentucky Wesleyan, 17-0, in the first night collegiate football game in the Midwest.

**1923** James Gamble donated \$250,000 in memory of his grandson, Jimmy Nippert, to complete the stadium.

**1924** The completed James Gamble Nippert Stadium was dedicated. Capacity is 12,000.

**1936** Carson Field was lowered 12 feet to allow the capacity to expand to 24,000.

**1954** Reed Shank Pavilion was completed to boost the capacity to 28,000.

**1968** Nippert served as the first home of the Cincinnati Bengals while the city constructed a facility for the new pro franchise.

**1970** Astroturf replaced the natural grass surface.

**1989** Nippert Stadium was closed for renovation. UC played its 1990 home games at Riverfront Stadium.

**1991** Phase I of the stadium renovation was completed to allow for UC home games to be played. The structure was fortified and a three-tiered press box was added.

**1992** Phase II of the renovation was completed, upping the seating capacity to 35,000 through the expansion of the Herschede-Shank Pavilion, and adding new lighting and a scoreboard.

**1998** UC overcame a 17-point fourth quarter deficit to defeat Houston, 44-43 for its 250th win in Nippert Stadium.

**2000** FieldTurf, a revolutionary new grass-like artificial surface, was installed. The press box was renamed the John and Dorothy Hermanies Press Box.

**2001** A new video scoreboard was added in the north endzone and 10,000 seats were upgraded. The season opener against Purdue produced the first advance sell-out in Nippert Stadium history.

**2005** A permanent grandstand upgraded seating behind the North endzone and provided new locker rooms at field level for game use. A new, larger video board was installed and the FieldTurf playing surface replaced.

**Jimmy Nippert****Dr. Arch Carson**



The stadium's founder was Arch Carson, who as captain and principal organizer, played a significant role in the origination of football on the UC campus in 1885. In 1901, as physical director of the university, Carson guided the construction of the field which was later named for him; the playing surface is still called Carson Field.

In 1916, construction began on a permanent brick-and-concrete stadium structure, which was completed, section-by-section, as funds were raised.

During the season-ending clash with rival Miami (Ohio) in 1923, Jimmy Nippert sustained a spike wound injury and died a month later from blood poisoning. His grandfather, James N. Gamble of Procter and Gamble, provided the funds needed to complete the horseshoe-shaped structure, and the James Gamble

Nippert Memorial Stadium was dedicated on Nov. 8, 1924.

Nippert Stadium has undergone a series of expansions. In 1936, the playing field was lowered 12 feet to allow spectator seating to increase to 24,000. The Reed Shank Pavilion was added in 1954 to bring the capacity to 28,000. In 1991, the capacity was upped to 35,000 through extending the upper deck, now called the Herschede-Shank Pavilion, and a new press box was constructed.

Artificial turf was first installed in 1970 and in 2000, the stadium became one of the first in the U.S. to utilize FieldTurf, a grass-like synthetic surface.

Early-century brickwork combined with

wrought iron gates and trim give Nippert a comfortable old-time stadium charm and appeal, while continuing renovations have enabled it to remain a classic showplace for college football.





## Jack Lee Locker Room

On April 21, 2007, the University of Cincinnati dedicated the Jack Lee Football Locker Room as a part of Lettermen's Weekend. Friends and former teammates witnessed UC Hall of Fame quarterback Jack Lee cut the ribbon to open the doors to the locker room. A locker holds a replica of Lee's Number 16 jersey and equipment from his time as a Bearcat.








### Bob Goin Meeting Room

The Bob Goin Meeting Room is a multipurpose room that serves as the hub of the football program's operations. Loaded with technology, it is large enough to accommodate the entire team and staff, the area has proved to be a valuable asset for the Bearcats.



### Field-Level Locker Room

As the countdown to kickoff approaches, the Bearcats move to their auxiliary locker room. Used exclusively on game day, the Bearcats exit two sets of double doors and charge through the tunnel to take the field.





**T**he future arrived for the University of Cincinnati athletics program in May, 2006 with the completion of the Richard E. Lindner Varsity Village.

The extensive renovation and upgrade of all of UC's athletics facilities, and the construction of some new venues, positions the Bearcats' sports programs to compete among the nation's best.

The term "village" aptly applies because the close proximal location and interconnection of the facilities provides ease of use and access to services for all of the

sports teams and their student-athletes, similar to that of a small town.

There was nothing small about the vision for Varsity Village, a \$105 million project, over half of which was privately financed.

The centerpiece of the project was the construction of the Richard E. Lindner Center, to serve as the home for all of the sports programs as well as the centralized support services.

Located between Nippert Stadium and Fifth Third Arena, the Lindner Center is a futuristic eight-story structure which houses offices, locker rooms, and reception and meeting space for each of the sport programs. The administrative services and support areas are also housed in the building.

The emphasis of the Lindner Center programming is on the student-athlete. One entire floor of the building is devoted to the Nancy Hamant Academics Center, which

contains study facilities for UC's 560 student-athletes, including over 70 computer stations.

A new athletics training center, equipped with state-of-the-art diagnostic and treatment equipment, including three hydrotherapy pools, is included in the Lindner Center. The University Health Services for students has been relocated to the Lindner Center and provides expanded medical coverage conveniently located for UC student-athletes. An MRI diagnostic center is also part of the building.

Space for strength and conditioning training in the adjacent Fifth Third Arena has doubled to 18,000 square feet and has been furnished with the latest in weight training equipment. A new 12,000-square foot practice gymnasium will ease the scheduling of workouts and practices.

While the Lindner Center provides for the present and future of UC athletics, it also recognizes and celebrates UC's proud past. The ground level of the five-story atrium features the George and Helen Smith Museum detailing the history of both the athletics program and the University. Sports histories are portrayed in graphic murals and on video screens. Terminals in the Jack Twyman Traditions Lounge enable former student-athletes and their families to look up photos and records of their participation. A five-story trophy case houses the Bearcat's championship memorabilia.

The unique building was designed by signature



**Varsity Village is named in honor of Cincinnati philanthropist and businessman Richard E. Lindner, who gave the founding gift to get the project started.**



architect Bernard Tschumi. UC graduate Eva Maddox (DAAP 1966) orchestrated the design of the museum.

Varsity Village created three new sports venues and made significant upgrades and enhancements to two others.

The new baseball stadium, named for late Cincinnati Reds owner and area philanthropist Marge Schott, opened late in the 2004 season. UC's tennis program benefits from a new on-campus tennis center. The swimming and diving teams have a new training and competition home, the Keating Aquatics Center, in the nearby new student recreation center.



UC's track and soccer complex was totally renovated and permanent seating for 1,400 was added, along with a press box, and reopened as the Ben and Dee Gettler Stadium.

Nippert Stadium, which has been the home to UC football, and the activities of just about every other outdoor sport since 1902, has undergone significant improvements in seating and other accoutrements for the spectators, such as expanded concourses and concessions areas, and a new video board. Teams benefit from field-level game day locker rooms and a grass-like FieldTurf artificial playing surface.

Even UC's Marching Band benefited with the creation of the Rockwren Band Center.

Landscaping has created a major walkway, O'Varsity Way, that leads visitors through the heart of Varsity Village. The Raymond D. Sheakley Lawn and Victory Plaza provide gathering and activities space for UC fans attending events.

The eight-floor Richard E. Lindner Athletics Center stands nestled between Nippert Stadium and Fifth Third Arena and houses the entire UC Department of Athletics.




The main entrance of the Lindner Center opens into a five-story atrium (far left) that features a history of the University down one side and a timeline of UC Athletics down the other (left). Also in this area is the George & Helen Smith Athletics Museum, which houses the Bearcats' two men's basketball national championship trophies (above) and the James P. Kelly Athletics Hall of Fame (above right).




2007 UNIVERSITY OF CINCINNATI FOOTBALL

# LINDNER ATHLETICS CENTER



The entire fifth floor houses the Nancy Hamant Academic Center, which includes a computer lab with 71 work stations (left), a large study hall and 19 smaller meeting rooms.



The building includes a 335-seat auditorium for University use.




The Sports Medicine Suite includes a 4,000-square foot treatment and rehab space, three hydrotherapy pools, a sauna, and a steam room. Student Health Services, located on the third floor, houses X-ray facilities and a pharmacy.




The Jack Twyman Traditions Lounge, named after one of three Bearcats to have their men's basketball number retired, features couches, fireplaces, and electronic kiosks where former student-athletes can gather and view archived information on UC athletics.



The Bob Goin Team Meeting Room can seat the entire football team, or be divided in half for separate offensive and defensive meetings.



The first floor of the building houses a 12,000-square foot practice gym.



Specially-designed carpets and all-oak lockers highlight the new Jack Lee football locker room.





# FIFTH THIRD ARENA



**Opened:** November, 1989


**Capacity:** 13,176

**Surface:** All-Star Plus

**Varsity Village Improvements:**

- State-of-the-art Daktronics videoboard
- New playing surface

# NIPPERT STADIUM



**Opened:** September, 1924 (play began on site in 1902)

**Capacity:** 35,000

**Playing Surface:** FieldTurf

**Varsity Village Improvements:**

- State-of-the-art scoreboard
- Installation of new FieldTurf
- Endzone bleachers and game day locker rooms



## MARGE SCHOTT STADIUM



**Opened:** May, 2004

**Playing Surface:** Field Turf

**Facility Highlights:**

- Second collegiate field to use FieldTurf in U.S.
- Daktronics videoboard
- Spacious locker rooms and team lounge
- Indoor batting cages and pitching mounds



## GETTLER STADIUM



**Opened:** September, 2005 (play began on site in 1991)

**Playing Surface:** Field Turf

**Varsity Village Improvements:**

- Permanent bleachers
- Press box, concessions and restrooms
- New FieldTurf installation
- Eight-lane resurfaced track



# TRABERT-TALBERT CENTER



**Opened:** May, 2006



**Capacity:** 500

**Playing Surface:** Hardcourts

**Facility Highlights:**

- Six professional quality courts
- Lighted courts
- Two sets of grandstands

# KEATING AQUATIC CENTER



**Opened:** January, 2006

**Capacity:** 300

**Surface:** 12,000 square feet of water

**Facility Highlights:**

- Eight-lane, 50-meter course
- Integrated diving well
- Movable bulkhead



# STRENGTH AND CONDITIONING

**S**trength and conditioning is one of the most important ingredients of any successful college football program. To help the Bearcats' student-athletes maximize their athletic potential, UC combines a modern, comprehensive facility with the latest techniques in strength training.

No area of the football program is given greater attention and emphasis than strength and conditioning.

With the opening of the Richard E. Lindner Athletics Center, the Bearcats utilize an 18,000-square foot strength training facility. The new center includes over \$1 million in Hammer Strength equipment and a five-lane running track.

The mirror-covered room is trimmed in red and black and features a tufflex floor made especially for weight training facilities. The modernized weight facility is highlighted by a quadraphonic sound system.

Paul Longo is the director of UC's strength training and conditioning facility. Recognized as one of the leaders in the profession, Longo has a proven record of success developing student-athletes and helping them achieve their full potential.

Strength and conditioning is on-going. Programs are tailored to enable athletes to maintain strength during the peak physical demands of a playing season and increase strength through more extensive training during the off-season.









**C**incinnati annually ranks among the leaders in the graduation rate survey conducted by the American Football Coaches Association. UC was one of 32 schools to achieve a graduation rate of 70 percent or above for the entering freshman class of 2001-02 to earn honorable mention status by the AFCA's Academic Achievement Award.

The Academic Services Office works with coaches, faculty and administrators to help make the student-athlete's academic and athletic experience as enriching and rewarding as possible. The office helps student-athletes keep abreast of the eligibility requirements of their particular colleges, assists with the coordination of class schedules, and monitors their progress in their respective programs and toward graduation.

Weekly meetings with academic advisors are set up for all first-year student-athletes to better monitor their academic progress and assist with adjustment to college. Tutoring and educational assistance are also readily accessible.



### **The UC TEAM Approach**

To help new student-athletes adjust to college life, Cincinnati utilizes a mentorship program which pairs new student-athletes with members of the local community who are committed to helping the student-athletes enjoy their first year of college.

UCTEAM, an acronym for University of Cincinnati Together in Excellence for Athletes through Mentoring, familiarizes student-athletes with UC's academic culture, helps them focus on responsibilities, and ultimately enriches their personal development and experience at the university.





**Dr. Nancy Hamant**

## Nancy Hamant Academic Center

**T**he opening of the Richard E. Lindner Athletic Center pays huge dividends for student-athletes in terms of academics, as the building houses the spacious Nancy Hamant Academic Center on the entire fifth floor.

The center, named in honor of the longtime faculty athletics representative, The Hamant Academics Center gives student-athletes a variety of ways to fulfill their study needs. The large study room is furnished to accommodate a variety of study habits and features 34 work areas. There are also 14 tutor rooms for more focused attention and five group meeting rooms.

Additionally, the center includes a computer lab, equipped with 71 work stations, that provide a wide-range of computer and word-processing activities, as well as access to the internet.



## Services Provided for Student-Athletes

**Academic Advising:** The UC Academic Services staff provides information regarding policies, procedures, course selection, selection of major and minor areas of study as well as NCAA and university guidelines for adequate academic progress.

**Priority Registration:** Student-athletes meet with an advisor in their college in order to obtain a check sheet and a graduation plan. The student-athlete then meets with an athletic academic advisor during priority registration in order to register for the quarter. Priority registration allows student-athletes to register for classes around practice and competition schedules.

**Counseling:** Individual work is done with student-athletes with specific concerns such as decision-making, adjustment to college, communications, relationships, test-anxiety and necessary study skills. Appropriate referrals are made to other campus resources.

**Monitoring Academic Progress:** Progress reports are used to gather classroom performance information from professors. This information is shared with the student-athlete and his/her coach so everyone can keep abreast of the current academic progress.

**Tutorials:** Services are provided for one-on-one and small group tutoring. Student-athletes may submit requests for a tutor assignment in most courses.

**Career Development and Placement:** The interests and strengths of each student-athlete are continually measured to prepare the student-athlete for a career beyond college. In addition to aiding career exploration and placement, this program provides assistance in securing vacation employment opportunities and internships.



The University of Cincinnati's sports medicine program is responsible not only for helping student-athletes make speedy recoveries from injuries, but in preventing injuries from occurring.

UC's sports medicine program is a comprehensive approach to the injury care and the wellness of the University's over 500 student-athletes, utilizing state-of-the-art diagnostic and treatment equipment with the latest methods in the care and prevention of injuries. Its objectives are simple: to prevent injuries, to rehabilitate injuries, to adjust to the stress following injuries and to educate student-athletes about various wellness issues.

The goal is to get UC's athletes back in the classroom and back on the playing field functioning at 100 percent capacity. The goal is attained in several ways. New student-athletes are carefully examined before they participate to detect potential problems. Student-athletes are afforded state-of-the-art therapeutic care.

The opening of the Richard E. Lindner Athletics Center in May 2006 provided a new, state-of-the-art sports medicine facility that caters to the needs of UC's student-athletes. Features of the facility include over 4,000 square feet of space for treatment and taping, spacious office suites for training staff and physicians, a physicians exam area, pharmacy, and x-ray facilities. A highlight is the hydrotherapy facility which has a three-level, 5,000 gallon, two-treadmill exercise pool, and two 12-person whirlpools (one for hot and one for cold therapy). The sports medicine facility is located one floor below the new University Health Services Center, providing easy access to physicians and services. University Radiology has an MRI diagnostic center as part of the new complex.

UC's athletics training staff, under the direction of Bill Walker, is the backbone of the sports medicine program. Trainers are present at every practice and event to monitor the health of the student-athletes and respond to injuries.

Dr. W. Kenneth Stephens, a fellow in the American College of Sports Medicine and member of the American Medical Society for Sports Medicine, has served as the Bearcats' team physician for the past 29 years. UC's University Health Service provides a staff of medical professionals accessible to student-athletes 24 hours a day.

Dr. Angelo Colosimo and the staff of the University Orthopaedics Associates of Cincinnati is on call to address orthopedic injuries, performing all orthopedic surgeries and supervising post-operation rehabilitation programs.

The UC Medical College provides nationally-recognized specialists who are immediately accessible. University Hospital, a nationally-recognized medical center, is immediately adjacent to the campus, providing UC student-athletes the absolute best in health and medical care.



*Dr. Angelo Colosimo (left) is a regular member of the Bearcats' travel party and sports medicine team.*





# GAME DAY ON CAMPUS

## CATTITUDE at VARSITY VILLAGE

### CATTITUDE ON VARSITY VILLAGE

Starting three hours before each game, fans will not want to miss out on CATTITUDE, the official pregame party for all Bearcat home football games. Located in the heart of Varsity Village, CATTITUDE transforms Marge Schott Stadium into the biggest party in the Queen City, featuring live college football action on the CATSvision Videoboard, the live BEARCAT GAMEDAY SHOW, featuring UC student-athletes, local and national media, and other guests.



### BEARCAT FAMILY ZONE

Beginning two hours before kickoff, stop by the BEARCAT FAMILY ZONE on your way into Nippert Stadium and enjoy fun for all ages. The Family Zone is located on the Sheakley Lawn adjacent to the Richard E. Lindner Center and Nippert Stadium. New for 2007 is the BEARCAT LEGENDS ZONE, showcasing a different former Bearcat football legend each week conducting a youth football clinic. Interactive inflatables and miniature golf will also be a part of the fun, along with a uniform try-on station, and the official Pregame Pep Rally starting one hour before kickoff, featuring the UC Marching Band, Dance Team, and Cheerleaders.



## COME EARLY BE LOUD WEAR BLACK



## Cheerleaders

The UC cheerleaders have consistently proven themselves to be one of the elite squads in the nation. They have posted 10 finishes in the Top 10 at the College National Cheerleading Championships and have made 15 appearances in the finals. UC finished eighth at the 2004 nationals, the third Top 10 finish in four years.

Cincinnati has finished as high as third place in 1991, and has a pair of fourth-place finishes. Between 1990 and 1997, the cheerleaders ran off a streak of eight straight Top-10 finishes.

UC cheerleaders have been selected to perform at international events. In 1994, they made a 10-day tour of Taiwan and performed in the opening ceremonies of the 1996 Olympics.

Tabby Fagan enters her 15th year as cheerleading coach. A 1993 Cincinnati graduate, Fagan was a member of the varsity cheerleading team for five years and cheered on three squads which advanced to the national finals.

## Dance Team

An important aspect of the excitement and pageantry of the University of Cincinnati is the UC Dance Team. This group provides more than just entertainment. Like all Bearcats athletics teams, the Dance Team has brought national recognition to the university.

In its 17th year of existence, the UC dance team has distinguished itself among the nation's elite. This year the UC Dance Team returned from the UDA College National Championship placing second in the nation in both the Dance & Hip-Hop Categories in Division I-A. This is the highest ranking ever received by the dance team in the Dance Category. Two second place finishes made the University of Cincinnati the only Division I-A dance team to place in the top three of both categories. The UC Dance Team has advanced to the finals of the College Dance Team National Championship 13 times, 10 of which resulted in top 10 finishes. The team holds three consecutive national titles in the Hip-Hop category for the years 2004, 2005 & 2006.

Along with performing at all home Football & Basketball games, the team can be seen performing at several community events. Lisa Spears enters her tenth year as the team's head coach.



## Bearcats Marching Bands

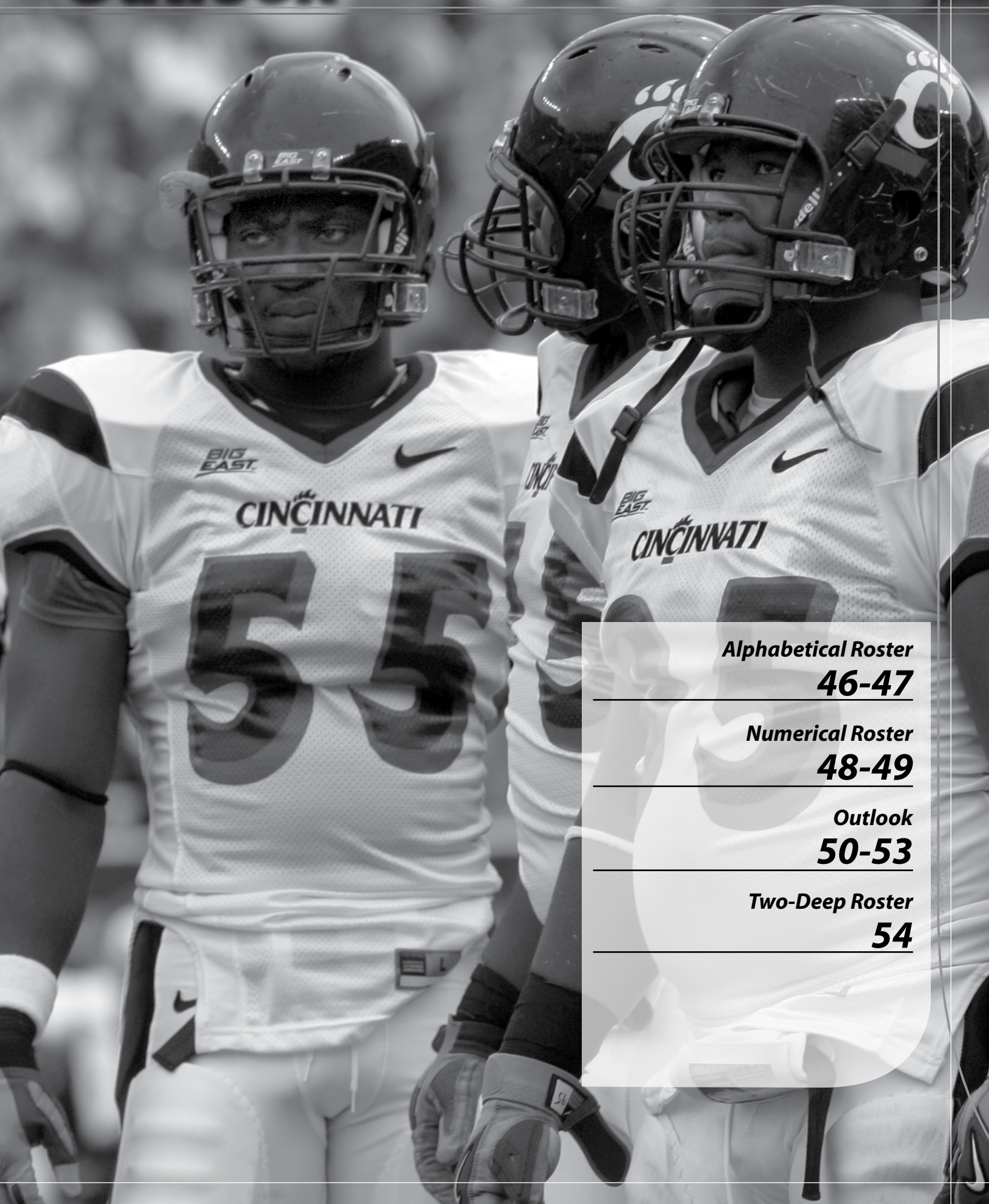
The Bearcats' Marching Band is known for its contemporary approach to both music and drill design. It has been a fixture at UC home football games and selected UC road contests for the past 84 years. Over 200 students are involved in the band as instrumentalists or as members of the Bearcat Guard, Twirlers and Drum Majors.

The Bearcats' Varsity Band, a smaller pep-band unit, performs at all Cincinnati home basketball games and other selected events, providing the spark for the crowd in Fifth Third Arena.

Dr. Terren L. Frenz, who has compiled 42 years of success in music education and performance, is director of the bands. Nationally known as a conductor, lecturer, and marching drill writer, Frenz has directed previous bands or drum and bugle corps to five national championships.



# Outlook



*Alphabetical Roster*

**46-47**

*Numerical Roster*

**48-49**

*Outlook*

**50-53**

*Two-Deep Roster*

**54**





# ALPHABETICAL ROSTER

No.	Name	Pos.	Ht.	Wt.	Cl.	Exp.	Hometown	High School/Last School
83	Kazeem Alli	TE	6-2	260	So.	1L	St. Louis, Mo.	Hazelwood Central
8	Chazz Anderson	QB	6-2	200	Fr.	HS	Pickerington, Ohio	Central
51	Alex Apyan	LS	6-2	195	Fr.	HS	Chattanooga, Tenn.	Hixson
43	Robby Armstrong	LB	6-2	200	Fr.	1sq	Murraysville, Pa.	Franklin Regional
85	Marcus Barnett	WR	6-1	165	Fr.	1sq	Upper Marlboro, Md.	Frederick Douglass
89	Connor Barwin	TE	6-4	235	Jr.	2L	Hazel Park, Mich.	U. of Detroit Jesuit
69	Frank Becker	OL	6-3	270	Fr.	HS	Cincinnati, Ohio	Moeller
23	Butler Benton	RB	6-1	220	Sr.	3L	Detroit, Mich.	Martin Luther King
+ 86	Armon Binns	WR	6-4	190	Fr.	HS	Pasadena, Calif.	Pasadena
77	Jeremy Bolton	OL	6-5	320	Sr.	3L	Burlington, Ky.	Connor
72	Digger Bujnoch	OL	6-5	280	Sr.	3L	Cincinnati, Ohio	Elder
95	Terrill Byrd	DL	6-1	270	Jr.	2L	Cincinnati, Ohio	Colerain
76	Trevor Canfield	OL	6-5	320	Jr.	2L	Cincinnati, Ohio	Western Hills
7	Craig Carey	QB	6-4	230	So.	2sq	Cincinnati, Ohio	Elder
31	Jon Carpenter	LB	6-0	220	Sr.	3L	Lancaster, Ohio	Lancaster
57	Obadiah Cheatham	LB	6-1	220	Fr.	1sq	Cincinnati, Ohio	Shroder Paideia Academy
75	Thomas Claggett	DL	6-2	290	Jr.	2L	Temple Hills, Md.	Frederick Douglass
91	Tyler Clifford	DE	6-4	240	So.	2sq	Portsmouth, Ohio	Portsmouth
70	C.J. Cobb	OL	6-4	300	Fr.	1sq	Jacksonville, Fla.	Sandalwood
+ 12	Zach Collaros	QB	6-1	190	Fr.	HS	Steubenville, Ohio	Steubenville
61	Michael Cooke	P	6-2	195	Fr.	HS	Cincinnati, Ohio	Elder
49	Torry Cornett	LB	6-2	225	Jr.	1L	Columbus, Ohio	Independence/Prairie View A&M
82	Angelo Craig	DE	6-5	230	Sr.	2L	Cleveland, Ohio	Glenville
5	Mike Daniels	WR	5-7	180	Sr.	3L	Cincinnati, Ohio	Princeton
34	Nick DeFilippo	TE	6-2	230	Jr.	1L	London, Ohio	London
+ 9	Alex Delisi	LB	6-2	220	Fr.	HS	Clarkston, Mich.	St. Mary's Preparatory
96	Tom DeTemple	LS	6-2	220	Fr.	HS	Cincinnati, Ohio	Moeller
73	Mario Duenas	OL	6-3	280	Sr.	1L	Pittsburg, Calif.	Pittsburg/C.C. of San Francisco
79	Khalil El-Amin	OL	6-5	320	Jr.	1L	Cincinnati, Ohio	Purcell Marian
3	Delbert Ferguson	LB	6-1	225	Jr.	1L	Youngstown, Ohio	Warren Harding
64	Chris Flores	OL	6-2	270	Sr.	1L	Wheaton, Ill.	Wheaton-Warrenville South
65	T.J. Franklin	OL	6-5	265	Fr.	HS	Maryville, Tenn.	Knoxville Catholic
+ 4	Drew Frey	DB	6-3	200	Fr.	HS	Wilmington, Ohio	Clinton-Massie
80	Reggie Fugett	TE	6-6	240	Fr.	1sq	Baltimore, Md.	The Gilmann School
81	Antwuan Giddens	WR	6-3	190	Sr.	3L	Inglewood, Calif.	Venice
1	Marshwan Gilyard	WR	6-1	180	So.	1L	Palm Coast, Fla.	Flagler Palm Coast
11	Bradley Glatthaar	RB	6-0	225	Sr.	3L	Cincinnati, Ohio	Elder
22	John Goebel	RB	6-1	200	So.	1L	Milford, Mich.	Brother Rice
16	Dominick Goodman	WR	6-1	210	Jr.	2L	Cincinnati, Ohio	Colerain
66	Sam Griffin	OL	6-5	240	Fr.	HS	Englewood, N.J.	Don Bosco Prep
4	Dustin Grutza	QB	6-2	195	Jr.	2L	Maysville, Ky.	Mason County
19	Ben Guidugli	TE	6-2	230	Fr.	1sq	Ft. Thomas, Ky.	Highlands
99	Chris Harrison	DL	6-4	275	Fr.	1sq	Youngstown, Ohio	Liberty
38	Tomaz Hilton	WR	6-3	200	Fr.	HS	Youngstown, Ohio	The Rayen
59	Alex Hoffman	OL	6-7	265	Fr.	HS	Indianapolis, Ind.	Cathedral
12	Anthony Hoke	DE	6-1	230	Sr.	3L	Warren, Ohio	Harding
67	Adam Hoppel	DL	6-2	275	Jr.	1L	Lisbon, Ohio	Beaver Local
87	Charley Howard	WR	6-4	210	So.	2sq	Gahanna, Ohio	Lincoln
47	Kevin Huber	P	6-1	210	Jr.	3sq	Cincinnati, Ohio	McNicholas
40	John Hughes	DT	6-3	265	Fr.	HS	Gahanna, Ohio	Lincoln
14	Earnest Jackson	TE	6-3	220	Sr.	3L	Southfield, Mich.	Detroit Country Day



No.	Name	Pos.	Ht.	Wt.	Cl.	Exp.	Hometown	Last School
+ 31	Scott Johnson	DB	5-10	195	Fr.	HS	Middletown, Ohio	Middletown
25	Brad Jones	DB	6-2	195	So.	2sq	Canton, Ohio	McKinley
86	Doug Jones	TE	6-4	275	Sr.	3L	Erlanger, Ky.	Dixie Heights
56	Chris Jurek	OL	6-2	265	So.	2sq	Southfield, Mich.	Southfield-Lathrup
60	Jason Kelce	OL	6-3	275	Fr.	1sq	Cleveland Heights, Ohio	Cleveland Heights
39	Mike Latessa	DB	6-1	195	Fr.	HS	Cincinnati, Ohio	Sycamore
71	Jeff Linkenbach	OT	6-6	308	So.	1L	Sandusky, Ohio	Margaretta
45	Ryan Manalac	LB	6-0	220	Jr.	2L	Pickerington, Ohio	Central
24	Jared Martin	WR	6-1	185	So.	1L	Green Springs, Ohio	Clyde
53	Randy Martinez	DT	6-2	245	Fr.	HS	Teaneck, N.J.	Teaneck
90	Ricardo Mathews	DL	6-3	270	So.	1L	Jacksonville, Fla.	Terry Parker
9	Ben Mauk	QB	6-1	200	Gr.	Tr.	Kenton, Ohio	Kenton/Wake Forest
+ 47	Collin McCafferty	LB	6-2	200	Fr.	1sq	Maineville, Ohio	Kings
63	Blake McCroskey	OL	6-5	300	Fr.	HS	Dayton, Ohio	Chaminade-Julienne
46	Donnell McKenzie	DE	6-2	240	So.	1L	Aliquippa, Pa.	Aliquippa
41	Tahree McQueen	DB	5-10	190	Fr.	HS	Patterson, N.J.	Eastside
21	Mike Mickens	DB	6-0	165	Jr.	2L	Huber Heights, Ohio	Wayne
48	Greg Moore	RB	6-2	220	Sr.	3L	Dayton, Ohio	Trotwood-Madison
+ 32	Justin Moore	DB	6-0	170	Fr.	HS	Cincinnati, Ohio	Colerain
55	Leo Morgan	LB	6-1	205	Sr.	2L	South Windsor, Conn.	Bloomfield/Lackawanna J.C.
13	Haruki Nakamura	DB	5-10	190	Sr.	3L	Elyria, Ohio	Lakewood St. Edward
10	Lamonte Nelms	DE	6-3	235	Jr.	1L	Ravenna, Ohio	Ravenna
54	Jon Newton	DT	6-3	275	Sr.	2L	Cincinnati, Ohio	Roger Bacon
68	Craig Parmenter	OL	6-6	280	Fr.	HS	Ringwood, N.J.	Lakeside Regional
32	Montez Patterson	RB	6-1	200	Fr.	HS	Cincinnati, Ohio	Hughes
15	Tony Pike	QB	6-6	200	So.	2sq	Cincinnati, Ohio	Reading
78	Taylor Porter	OL	6-3	260	So.	2sq	Alliance, Ohio	Marlington
20	Jacob Ramsey	RB	6-0	215	So.	1L	Columbus, Ohio	Independence
+ 37	Deon Reed	DB	6-0	200	Fr.	HS	Flint, Mich.	Hamady
98	Ralston Reeves	DL	6-3	250	Fr.	HS	Detroit, Mich.	Murray-Wright
50	Andre Revels	LB	6-0	220	So.	2sq	Cincinnati, Ohio	Colerain
88	Adrien Robinson	WR	6-5	225	Fr.	HS	Indianapolis, Ind.	Warren Central
74	Ken Rodriguez	OL	6-3	295	Sr.	1sq	Los Angeles, Calif.	Rowland/Citrus J.C.
97	Jake Rogers	K	6-3	195	Fr.	1sq	Warsaw, Ind.	Warsaw
33	Kurt Shoemaker	WR	6-2	195	Jr.	2sq	Cincinnati, Ohio	Anderson/Akron
42	Corey Smith	LB	6-1	210	Jr.	2L	Salem, N.J.	Salem
6	DeAngelo Smith	DB	6-0	185	Jr.	1L	Columbus, Ohio	Independence
44	Evan Sparks	DB	6-0	200	Sr.	2L	Middletown, Ohio	Edgewood
+ 17	Bryant Thomas	DB	6-1	215	Fr.	HS	Cincinnati, Ohio	Withrow
+ 81	Joey Thomas	WR	6-2	190	Fr.	HS	Cincinnati, Ohio	Indian Hill
52	Ricardo Thompson	LB	6-2	225	Fr.	HS	Cincinnati, Ohio	Withrow
18	Cedric Tolbert	DB	6-0	185	Jr.	2L	Xenia, Ohio	Xenia
94	Rob Trigg	DE	6-3	260	Fr.	HS	Dayton, Ohio	Chaminade-Julienne
35	Marcus Waugh	DT	5-10	245	So.	1L	Whitehouse, Ohio	Toledo St. John's
17	Aaron Webster	DB	6-3	195	So.	1L	Southfield, Mich.	Birmingham Groves
2	David Wess	WR	6-2	210	Jr.	1L	Columbus, Ohio	Whitehall-Yearling
36	Jason Whitehead	DB	6-1	185	Fr.	1sq	Jacksonville, Fla.	First Coast
37	Anthony Williams	LB	6-1	205	Sr.	2L	West Point, Ga.	Troup County
26	Martez Williams	DB	5-8	170	Fr.	1sq	Cincinnati, Ohio	Moeller
93	Mike Windt	LS	6-2	235	Fr.	1sq	Cincinnati, Ohio	Elder
84	O.J. Woodard	WR	6-3	200	Fr.	HS	Pompton Lakes, N.J.	Pompton Lakes
92	Brandon Yingling	K	6-1	175	Jr.	3sq	Mason, Ohio	Mason

+ - indicates duplicate number



# NUMERICAL ROSTER

No.	Name	Pos.	Ht.	Wt.	Cl.	Exp.	Hometown	High School
1	Marshwan Gilyard	WR	6-1	180	So.	1L	Palm Coast, Fla.	Flagler Palm Coast
2	David Wess	WR	6-2	210	Jr.	1L	Columbus, Ohio	Whitehall-Yearling
3	Delbert Ferguson	LB	6-1	225	Jr.	1L	Youngstown, Ohio	Warren Harding
4	Dustin Grutza	QB	6-2	195	Jr.	2L	Maysville, Ky.	Mason County
+ 4	Drew Frey	DB	6-3	200	Fr.	HS	Wilmington, Ohio	Clinton-Massie
5	Mike Daniels	WR	5-7	180	Sr.	3L	Cincinnati, Ohio	Princeton
6	DeAngelo Smith	DB	6-0	185	Jr.	1L	Columbus, Ohio	Independence
7	Craig Carey	QB	6-4	230	So.	2sq	Cincinnati, Ohio	Elder
8	Chazz Anderson	QB	6-2	200	Fr.	HS	Pickerington, Ohio	Central
9	Ben Mauk	QB	6-1	200	Gr.	Tr.	Kenton, Ohio	Kenton/Wake Forest
+ 9	Alex Delisi	LB	6-2	220	Fr.	HS	Clarkston, Mich.	St. Mary's Preparatory
10	Lamonte Nelms	DE	6-3	235	Jr.	1L	Ravenna, Ohio	Ravenna
11	Bradley Glatthaar	RB	6-0	225	Sr.	3L	Cincinnati, Ohio	Elder
12	Anthony Hoke	DE	6-1	230	Sr.	3L	Warren, Ohio	Harding
+ 12	Zach Collaros	QB	6-1	190	Fr.	HS	Steubenville, Ohio	Steubenville
13	Haruki Nakamura	DB	5-10	190	Sr.	3L	Elyria, Ohio	Lakewood St. Edward
14	Earnest Jackson	TE	6-3	220	Sr.	3L	Southfield, Mich.	Detroit Country Day
15	Tony Pike	QB	6-6	200	So.	2sq	Cincinnati, Ohio	Reading
16	Dominick Goodman	WR	6-1	210	Jr.	2L	Cincinnati, Ohio	Colerain
+ 17	Bryant Thomas	DB	6-1	215	Fr.	HS	Cincinnati, Ohio	Withrow
17	Aaron Webster	DB	6-3	195	So.	1L	Southfield, Mich.	Birmingham Groves
18	Cedric Tolbert	DB	6-0	185	Jr.	2L	Xenia, Ohio	Xenia
19	Ben Guidugli	TE	6-2	230	Fr.	1sq	Ft. Thomas, Ky.	Highlands
20	Jacob Ramsey	RB	6-0	215	So.	1L	Columbus, Ohio	Independence
21	Mike Mickens	DB	6-0	165	Jr.	2L	Huber Heights, Ohio	Wayne
22	John Goebel	RB	6-1	200	So.	1L	Milford, Mich.	Brother Rice
23	Butler Benton	RB	6-1	220	Sr.	3L	Detroit, Mich.	Martin Luther King
24	Jared Martin	WR	6-1	185	So.	1L	Green Springs, Ohio	Clyde
25	Brad Jones	DB	6-2	195	So.	2sq	Canton, Ohio	McKinley
26	Martez Williams	DB	5-8	170	Fr.	1sq	Cincinnati, Ohio	Moeller
31	Jon Carpenter	LB	6-0	220	Sr.	3L	Lancaster, Ohio	Lancaster
+ 31	Scott Johnson	DB	5-10	195	Fr.	HS	Middletown, Ohio	Middletown
32	Montez Patterson	RB	6-1	200	Fr.	HS	Cincinnati, Ohio	Hughes
+ 32	Justin Moore	DB	6-0	170	Fr.	HS	Cincinnati, Ohio	Colerain
33	Kurt Shoemaker	WR	6-2	195	Jr.	2sq	Cincinnati, Ohio	Anderson/Akron
34	Nick DeFilippo	TE	6-2	230	Jr.	1L	London, Ohio	London
35	Marcus Waugh	DT	5-10	245	So.	1L	Whitehouse, Ohio	Toledo St. John's
36	Jason Whitehead	DB	6-1	185	Fr.	1sq	Jacksonville, Fla.	First Coast
37	Anthony Williams	LB	6-1	205	Sr.	2L	West Point, Ga.	Troup County
+ 37	Deon Reed	DB	6-0	200	Fr.	HS	Flint, Mich.	Hamady
38	Tomaz Hilton	WR	6-3	200	Fr.	HS	Youngstown, Ohio	The Rayen
39	Mike Latessa	DB	6-1	195	Fr.	HS	Cincinnati, Ohio	Sycamore
40	John Hughes	DT	6-3	265	Fr.	HS	Gahanna, Ohio	Lincoln
41	Tahree McQueen	DB	5-10	190	Fr.	HS	Patterson, N.J.	Eastside
42	Corey Smith	LB	6-1	210	Jr.	2L	Salem, N.J.	Salem
43	Robby Armstrong	LB	6-2	200	Fr.	1sq	Murrysville, Pa.	Franklin Regional
44	Evan Sparks	DB	6-0	200	Sr.	2L	Middletown, Ohio	Edgewood
45	Ryan Manalac	LB	6-0	220	Jr.	2L	Pickerington, Ohio	Central
46	Donnell McKenzie	DE	6-2	240	So.	1L	Aliquippa, Pa.	Aliquippa
47	Kevin Huber	P	6-1	210	Jr.	3sq	Cincinnati, Ohio	McNicholas
+ 47	Collin McCafferty	LB	6-2	200	Fr.	1sq	Maineville, Ohio	Kings



No.	Name	Pos.	Ht.	Wt.	Cl.	Exp.	Hometown	Last School
48	Greg Moore	RB	6-2	220	Sr.	3L	Dayton, Ohio	Trotwood-Madison
49	Torry Cornett	LB	6-2	225	Jr.	1L	Columbus, Ohio	Independence/Prairie View A&M
50	Andre Revels	LB	6-0	220	So.	2sq	Cincinnati, Ohio	Colerain
51	Alex Apyan	LS	6-2	195	Fr.	HS	Chattanooga, Tenn.	Hixson
52	Ricardo Thompson	LB	6-2	225	Fr.	HS	Cincinnati, Ohio	Withrow
53	Randy Martinez	DT	6-2	245	Fr.	HS	Teaneck, N.J.	Teaneck
54	Jon Newton	DT	6-3	275	Sr.	2L	Cincinnati, Ohio	Roger Bacon
55	Leo Morgan	LB	6-1	205	Sr.	2L	South Windsor, Conn.	Bloomfield/Lackawanna J.C.
56	Chris Jurek	OL	6-2	265	So.	2sq	Southfield, Mich.	Southfield-Lathrup
57	Obadiah Cheatham	LB	6-1	220	Fr.	1sq	Cincinnati, Ohio	Shroder Paideia Academy
59	Alex Hoffman	OL	6-7	265	Fr.	HS	Indianapolis, Ind.	Cathedral
60	Jason Kelce	OL	6-3	275	Fr.	1sq	Cleveland Heights, Ohio	Cleveland Heights
61	Michael Cooke	P	6-2	195	Fr.	HS	Cincinnati, Ohio	Elder
63	Blake McCroskey	OL	6-5	300	Fr.	HS	Dayton, Ohio	Chaminade-Julienne
64	Chris Flores	OL	6-2	270	Sr.	1L	Wheaton, Ill.	Wheaton-Warrenville South
65	T.J. Franklin	OL	6-5	265	Fr.	HS	Maryville, Tenn.	Knoxville Catholic
66	Sam Griffin	OL	6-5	240	Fr.	HS	Englewood, N.J.	Don Bosco Prep
67	Adam Hoppel	DL	6-2	275	Jr.	1L	Lisbon, Ohio	Beaver Local
68	Craig Parmenter	OL	6-6	280	Fr.	HS	Ringwood, N.J.	Lakeside Regional
69	Frank Becker	OL	6-3	270	Fr.	HS	Cincinnati, Ohio	Moeller
70	C.J. Cobb	OL	6-4	300	Fr.	1sq	Jacksonville, Fla.	Sandalwood
71	Jeff Linkenbach	OL	6-6	308	So.	1L	Sandusky, Ohio	Margaretta
72	Digger Bujnoch	OL	6-5	280	Sr.	3L	Cincinnati, Ohio	Elder
73	Mario Duenas	OL	6-3	280	Sr.	1L	Pittsburg, Calif.	Pittsburg/C.C. of San Francisco
74	Ken Rodriguez	OL	6-3	295	Sr.	1sq	Los Angeles, Calif.	Rowland/Citrus C.C.
75	Thomas Claggett	DL	6-2	290	Jr.	2L	Temple Hills, Md.	Frederick Douglass
76	Trevor Canfield	OL	6-5	320	Jr.	2L	Cincinnati, Ohio	Western Hills
77	Jeremy Bolton	OT	6-5	320	Sr.	3L	Burlington, Ky.	Connor
78	Taylor Porter	OL	6-3	260	So.	2sq	Alliance, Ohio	Marlington
79	Khalil El-Amin	OL	6-5	320	Jr.	1L	Cincinnati, Ohio	Purcell Marian
80	Reggie Fugett	TE	6-6	240	Fr.	1sq	Baltimore, Md.	The Gilman School
81	Antwuan Giddens	WR	6-3	190	Sr.	3L	Inglewood, Calif	Venice
+ 81	Joey Thomas	WR	6-2	190	Fr.	HS	Cincinnati, Ohio	Indian Hill
82	Angelo Craig	DE	6-5	230	Sr.	2L	Cleveland, Ohio	Glenville
83	Kazeem Alli	TE	6-2	260	So.	1L	St. Louis, Mo.	Hazelwood Central
84	O.J. Woodard	WR	6-3	200	Fr.	HS	Pompton Lakes, N.J.	Pompton Lakes
85	Marcus Barnett	WR	6-1	165	Fr.	1sq	Upper Marlboro, Md.	Frederick Douglass
86	Doug Jones	TE	6-4	275	Sr.	3L	Erlanger, Ky.	Dixie Heights
+ 86	Armon Binns	WR	6-4	190	Fr.	HS	Pasadena, Calif.	Pasadena
87	Charley Howard	WR	6-4	210	So.	2sq	Gahanna, Ohio	Lincoln
88	Adrien Robinson	WR	6-5	225	Fr.	HS	Indianapolis, Ind.	Warren Central
89	Connor Barwin	TE	6-4	235	Jr.	2L	Hazel Park, Mich.	U. of Detroit Jesuit
90	Ricardo Mathews	DL	6-3	270	So.	1L	Jacksonville, Fla.	Terry Parker
91	Tyler Clifford	DE	6-4	240	So.	2sq	Portsmouth, Ohio	Portsmouth
92	Brandon Yingling	K	6-1	175	Jr.	3sq	Mason, Ohio	Mason
93	Mike Windt	LS	6-2	235	Fr.	1sq	Cincinnati, Ohio	Elder
94	Rob Trigg	DE	6-3	260	Fr.	HS	Dayton, Ohio	Chaminade-Julienne
95	Terrill Byrd	DL	6-1	270	Jr.	2L	Cincinnati, Ohio	Colerain
96	Tom DeTemple	LS	6-2	220	Fr.	HS	Cincinnati, Ohio	Moeller
97	Jake Rogers	K	6-3	195	Fr.	1sq	Warsaw, Ind.	Warsaw
98	Ralston Reeves	DT	6-3	250	Fr.	HS	Detroit, Mich.	Murray-Wright
99	Chris Harrison	DL	6-4	275	Fr.	1sq	Youngstown, Ohio	Liberty

+ - indicates duplicate number

# SEASON OUTLOOK

Coming off the school's fifth bowl victory and a whirlwind finish to last season, University of Cincinnati players and coaches are anxious to take another step forward as the University of Cincinnati football program prepares for the 2007 season under first-year head coach Brian Kelly.

With a talented collection of athletes returning to the team and an influx of new faces, Kelly and his staff are eager to kick off the new season.

The Bearcats return 51 letterwinners, including 27 on offense and 24 on defense. In addition, Cincinnati returns six starters on offense and seven on defense.

After record-setting displays in two previous head coaching posts, Kelly, who drives his players to meet high expectations, is set to unveil his "Cat Attack" at Nippert Stadium.

Bearcat fans hope the staunch defense they have grown to admire meshes with the high-powered spread offense in 2007 and lifts the team into contention with the BIG EAST Conference elite.



**Butler Benton heads into the 2007 campaign with 1,237 career rushing yards after totaling 497 yards as a junior.**



**Cincinnati natives, and returning starters, Digger Bujnoch (left) and Trevor Canfield (right) return to serve as the nucleus of the offensive line.**

On the offensive side of the football, Cincinnati welcomes back its top eight rushers from last season and 10 of its top 13 receivers.

The evolution to the one-back formation should produce results for a group that features an array of play-making abilities. Senior Greg Moore led the team with 709 rushing yards in 2006, while his combination of speed and power earned him 4.4 yards per carry. Once again, he will battle for carries with Butler Benton and Bradley Glatthaar. Benton flashed an exciting style last year on his way to 497 yards on the ground. Glatthaar paced the squad in 2005 with 620 rushing yards and seven touchdowns.

Incumbent starter Dustin Grutza is back for his third season at the quarterback position. Grutza must adjust from simply managing the offense to utilizing his arm and legs in a new alignment. His toughness and ability to overcome adversity have carried him through his first two seasons, but new challenges await the signal caller. Cincinnati natives Craig Carey and Tony Pike are both in the wings waiting for an opportunity under center. Both quarterbacks have been honing their passing skills for the last two years, and Carey was athletic enough to find a role on

special teams in 2006.

The Bearcats bring three new faces into the quarterback fold in the forms of Chazz Anderson, Zach Collaros, and Ben Mauk. All three members of the trio were chosen as Ohio Player of the Year following their final prep campaigns. Anderson and Collaros come to Cincinnati as true freshman, while Mauk is a transfer following his graduation from Wake Forest. Mauk is looking to bounce back after an injury in the 2006 season opener cut short his contributions for the eventual ACC Champion.

UC's offensive line could become one of the more dominant units in the BIG EAST as the team returns three starters from a year ago. Right guard Trevor Canfield, right tackle Jeff Linkenbach, and left tackle Digger Bujnoch all saw action in all 13 games in 2006. Mario Duenas found himself at left guard in 12 games after transferring from junior college, and three-year letterwinner Jeremy Bolton is seeking action at left guard. Chris Flores and Ken Rodriguez are leading the battle for center duties, while C.J. Cobb and Khalil El-Amin look to gain experience.

Doug Jones is the most experienced individual contending for the tight end spot. Af-





***Dominick Goodman made a team-high 40 receptions, including five for touchdowns, from his wide receiver position in 2006.***

ter playing the past three seasons at fullback, the versatile Jones is making the transition to tight end. Jones has 47 receptions, including four for touchdowns, over his career.

The top returning receiver for the Bearcats, Earnest Jackson, also heads into his senior season figuring into the tight end mix. Tops among active Bearcats with 68 career catches for 901 yards, Jackson proved an invaluable target during spring practice as an inside threat. Able to use his 6-foot-3 frame as a blocker, Jackson also has the speed to stretch the middle of the defensive secondary.

Connor Barwin is also in contention for the tight end job. Barwin averaged 11.4 yards per catch and scored two touchdowns last fall. The consummate competitor, Barwin has shown his athleticism by walking onto the basketball team each of the past two seasons.

Kazeem Alli has the potential to become a standout tight end, but is rehabilitating an injury he suffered during spring drills. A skilled receiver, Alli played in all 13 games as a redshirt freshman.

Antwuan Giddens, Mike Daniels, and

Dominick Goodman lead Cincinnati's wide receiver unit. The team leader with 40 receptions last fall, Goodman is back for his second season as a starting wideout. The 6-foot-1, 210-pound receiver totaled seven catches for 109 yards in his first opportunity in the spread offense in the International Bowl. Giddens, who impressed the new coaches during bowl preparations, has an opportunity to earn a starting role. Daniels missed all of last season due to injury and is looking for a breakout final campaign.

Jared Martin, Marcus Barnett, and Marshwan Gilyard will also see plenty of playing time in a variety of three- and four-wide receiver sets.

The Bearcat defense finished the 2006 campaign ranked among the NCAA's top units. The group has a chance to be strong once again as it returns three starting linemen and touts one of the most experienced backfields in years.



***UC's active leader with 68 career receptions for 901 yards and four touchdowns in three years as a wide receiver, Earnest Jackson moves to tight end for his senior season.***

# SEASON OUTLOOK



***Terrill Byrd leads a Bearcat defensive unit that ranked No. 25 nationally against the run in 2006.***

The Bearcats return three starters, including junior Terrill Byrd (24 straight starts), to a defensive line that helped the team rank 25th nationally against the run in 2006.

Byrd, who gives the team a run-stuffer in the middle of the line, finished the season with 31 tackles, including 8.5 tackles for loss. Also anchoring the line is fellow junior Adam Hoppel, who collected 12 tackles during eight games in 2006.

Thomas Claggett, Jon Newton, and Ricardo Mathews all competed during the 2006 season and appear ready to assume larger roles in 2007.

Anthony Hoke returns at one defensive end spot and will be joined by either Angelo Craig, Donnell McKenzie, or Lamonte Nelms on the defensive front. Hoke, a starter in all 13 games a year ago, gathered 35 tackles and 8.5 tackles for loss in 2006.

Angelo Craig relishes the role of defensive end in pass rushing situations. The 6-foot-5 Craig posted four sacks and 7.5 tackles for loss in 2006 and has amassed nine

sacks and 12 tackles for loss over his career.

Last fall, Nelms saw action in five games, mostly on special teams, but he will have an opportunity for a starting role. Donnell McKenzie also will challenge for a defensive end



***Corey Smith is back for his third year as a starter at outside linebacker.***

assignment.

The Bearcats have loads of talent in the linebacking corps. Outside linebackers Leo Morgan and Corey Smith each return as starters. Smith, a former freshman all-American, overcame an early season injury as a sophomore to finish with 60 stops, including nine for loss. Morgan flourished as a starter in the final 12 games of the 2006 season, claiming 62 stops and 5.5 tackles for loss.

Seniors Jon Carpenter and Anthony Williams add ample experience to the unit. A consummate team player, Carpenter has worked hard both on and off the field to better his performance. A former starter, Williams enters his final season with 103 career tackles. After working on special teams a year ago, junior Delbert Ferguson also is finding his way into the outside linebacker rotation.

Junior Ryan Manalac enters the preseason as the leading candidate to fill the middle linebacker position. Manalac is a versatile defender who has proven he can play at all three linebacker spots.

Sophomore Andre Revels and junior Torry Cornett are also contending for the spot in the middle. Both candidates contributed on



***Leo Morgan is looking to cap his career with a standout senior season.***



special teams a year ago.

The secondary is in solid hands with cornerback Mike Mickens returning. The two-time all-BIG EAST second-team selection finished eighth in the nation last season with 18 passes defended (three interceptions and 15 pass breakups), one season after ranking ninth nationally. At the opposite corner is former special teams gunner DeAngelo Smith. The top backup last season, Smith started one game in 2006 and hauled in a memorable 84-yard interception for a score. Redshirt freshman Martez Williams and sophomore Brad Jones will both contend for reserve duty.

Senior safety Haruki Nakamura is back as the squad's top returning tackler. Nakamura, a powerful hitter, ended the 2006 campaign with 66 stops. He started all 13 games last year and, with 31 contests under his belt, is UC's most experienced player in the secondary. Senior Evan Sparks was an invaluable member of the special teams units last year and hopes for playing time behind Nakamura.

Junior Cedric Tolbert is the favorite at the other safety position after playing in all 13 games a year ago. Sophomore Aaron Webster, who became the extra defender in



**Haruki Nakamura is back to lead the defense and special teams in 2007.**



**Mike Mickens has been ranked among the top 10 nationally in passes defended in each of his first two seasons wearing the Red and Black.**

passing situations as a true freshman, will contend for time after rehabilitating an injury suffered during bowl preparations. Jason Whitehead is one year stronger after sitting out the 2006 season and also will challenge for a role.

With the loss of last season's kicker, punter, and long snapper to graduation, the Bearcats' special teams will have a decidedly different look in 2007. The coaching staff charted placekicking accuracy in the spring, and Jacob Rogers enters the season expecting to be the choice for both kickoff and placement duties. A high school soccer standout, Rogers has one season of high school kicking experience and has yet to see collegiate pressure, but his leg strength translated into a knack for kicking field goals from beyond 50 yards during spring practices. Brandon Yingling heads into the fall another year stronger and has ample ability to compete for the kicking honors.

Kevin Huber is the leading punting competition heading into the preseason. The junior boomed two punts an average of 50.5 yards at the International Bowl. Huber's athleticism will help with Kelly's emphasis on the punting game. Yingling, Marcus Waugh, and newcomer Michael Cooke, are contending for the backup punter job.

Several new faces are lining up for the long snapping chores. Mike Windt came out of spring practice as the frontrunner, but many names are expected to compete during the preseason.

Haruki Nakamura and Dominick Goodman are able return men for the kickoff and punt assignments. Goodman averaged 25.8 yards per kickoff return after tallying two returns of more than 50 yards in 2006. DeAngelo Smith and Greg Moore have also shown the ability to handle kickoffs.

Smith and Nakamura are the favorites to be back deep on the punt return unit heading into the season.



## TWO-DEEP ROSTER

## Defense

<b>DE</b>	<b>82</b>	<b>ANGELO CRAIG</b>	<b>6-5, 230, SR.</b>
	10	Lamonte Nelms	6-3, 235, Jr.
<b>DT</b>	<b>95</b>	<b>TERRILL BYRD*</b>	<b>6-1, 270, JR.</b>
	54	Jon Newton	6-3, 275, Sr.
<b>DT</b>	<b>67</b>	<b>ADAM HOPPEL*</b>	<b>6-2, 275, JR.</b>
	90	Ricardo Mathews	6-3, 270, So.
<b>DE</b>	<b>12</b>	<b>ANTHONY HOKE*</b>	<b>6-1, 230, SR.</b>
	46	Donnell McKenzie	6-2, 240, So.
<b>SLB</b>	<b>55</b>	<b>LEO MORGAN*</b>	<b>6-1, 205, SR.</b>
	3	Delbert Ferguson	6-1, 225, Jr.
<b>MLB</b>	<b>45</b>	<b>RYAN MANALAC</b>	<b>6-0, 220, JR.</b>
	50	Andre Revels	6-0, 220, So.
	49	Torry Cornett	6-2, 225, Jr.
<b>WLB</b>	<b>42</b>	<b>COREY SMITH*</b>	<b>6-1, 210, JR.</b>
	31	Jon Carpenter	6-0, 220, Sr.
	37	Anthony Williams	6-1, 205, Sr.
<b>CB</b>	<b>21</b>	<b>MIKE MICKENS*</b>	<b>6-0, 165, JR.</b>
	25	Brad Jones	6-2, 195, So.
<b>FS</b>	<b>18</b>	<b>CEDRIC TOLBERT</b>	<b>6-0, 185, JR.</b>
	17	Aaron Webster	6-3, 195, So.
	36	Jason Whitehead	6-1, 185, Fr.
<b>SS</b>	<b>13</b>	<b>HARUKI NAKMURA*</b>	<b>5-10, 190, SR.</b>
	44	Evan Sparks	6-0, 200, Sr.
<b>CB</b>	<b>6</b>	<b>DeANGELO SMITH</b>	<b>6-0, 185, JR.</b>
	26	Martez Williams	5-8, 170, Fr.

## Specialists

<b>LS</b>	<b>93</b>	<b>MIKE WINDT</b>	<b>6-2, 235, FR.</b>
	60	Jason Kelce	6-3, 275, Fr.
<b>K</b>	<b>97</b>	<b>JAKE ROGERS</b>	<b>6-3, 195, FR.</b>
	92	Brandon Yingling	6-1, 175, Jr.
<b>P</b>	<b>47</b>	<b>KEVIN HUBER</b>	<b>6-1, 210, JR.</b>
	92	Brandon Yingling	6-1, 175, Jr.
	35	Marcus Waugh	5-10, 245, So.
<b>KOR</b>	<b>16</b>	<b>DOMINICK GOODMAN</b>	<b>6-1, 210, JR.</b>
	48	Greg Moore	6-2, 220, Sr.
<b>PR</b>	<b>6</b>	<b>DeANGELO SMITH</b>	<b>6-0, 185, JR.</b>
	13	Haruki Nakamura	5-10, 190, Sr.

\* Denotes returning starter.

## Offense

<b>LT</b>	<b>72</b>	<b>DIGGER BUJNOCH*</b>	<b>6-5, 280, SR.</b>
	79	Khalil El-Amin	6-5, 320, Jr.
<b>LG</b>	<b>74</b>	<b>KEN RODRIGUEZ</b>	<b>6-3, 295, SR.</b>
	60	Jason Kelce	6-3, 275, Fr.
<b>C</b>	<b>56</b>	<b>CHRIS JUREK</b>	<b>6-2, 265, SO.</b>
	64	Chris Flores	6-2, 270, Sr.
<b>RG</b>	<b>76</b>	<b>TREVOR CANFIELD*</b>	<b>6-5, 320, JR.</b>
	73	Mario Duenas	6-3, 280, Sr.
<b>RT</b>	<b>71</b>	<b>JEFF LINKENBACH*</b>	<b>6-6, 308, SO.</b>
	77	Jeremy Bolton	6-5, 320, Sr.
<b>TE</b>	<b>86</b>	<b>DOUG JONES* (FB)</b>	<b>6-4, 275, SR.</b>
	14	Earnest Jackson* (WR)	6-3, 220, Sr.
	19	Ben Guidugli	6-2, 230, Fr.
	89	Connor Barwin	6-4, 235, Jr.
<b>WR</b>	<b>16</b>	<b>DOMINICK GOODMAN*</b>	<b>6-1, 210, JR.</b>
	5	Mike Daniels	5-7, 180, Sr.
<b>WR</b>	<b>81</b>	<b>ANTWUAN GIDDENS</b>	<b>6-3, 190, SR.</b>
	1	Marshwan Gilyard	6-1, 180, So.
<b>WR</b>	<b>24</b>	<b>JARED MARTIN</b>	<b>6-1, 185, SO.</b>
	85	Marcus Barnett	6-1, 160, Fr.
<b>QB</b>	<b>4</b>	<b>DUSTIN GRUTZA*</b>	<b>6-2, 195, JR.</b>
	7	Craig Carey	6-4, 230, So.
	9	Ben Mauk	6-1, 200 Gr.
<b>RB</b>	<b>23</b>	<b>BUTLER BENTON</b>	<b>6-1, 220, SR.</b>
	11	Bradley Glatthaar	6-0, 225, Sr.
	48	Greg Moore*	6-2, 220, Sr.

## Pronunciation Guide

Kazeem Alli	Ka-ZEEM a-LEE
Alex Apyan	A-pee-un
Digger Bujnoch	BOOJ-knock
Terrill Byrd	Tur-ELL
Obadiah Cheatham	O-ba-DIE-a
Zach Collaras	CO-lair-us
Nick DeFilippo	DE-fill-ip-o
Alex Delisi	Da-LEE-see
Mario Duenas	DWAY-nez
Khalil El-Amin	Ka-LEEL
Reggie Fugett	FEW-gett
Marshwan Gilyard	MAR-shon GIL-yard
Bradley Glatthaar	GLOT-are
Dustin Grutza	GRUT-sa
Ben Guidugli	Ga-DOO-lee
Jason Kelce	KEL-see
Mike Latessa	La-TESS-a
Ryan Manalac	MAN-a-lack
Ben Mauk	Mawk
Tahree McQueen	Ti-REE
Haruki Nakamura	Ha-ROO-kee NA-ka-moo-ra
Andre Revels	REV-uls



# ***Bearcat Biographies***



***Returning Bearcats***

**56-85**

***Newcomers***

**86-90**





# BEARCAT BIOGRAPHIES



## Kazeem ALLI

6-2 • 260  
Sophomore  
St. Louis, Mo.  
Hazelwood Central

83  
TE

**2006:** Joined the rotation at tight end by midseason ... named to *The Sporting News*' BIG EAST All-Freshman team ... made six catches for 81 yards ... first collegiate catch was a 29-yarder vs. Akron ... snagged a catch in each of the last three games of the regular season ... caught two passes for 17 yards against Rutgers ... registered one tackle on special teams.

**2005:** Redshirted.

**Hazelwood Central High School:** Two-time first-team all-state selection as a tight end for head coach John Pukula ... posted career totals of 39 receptions for 778 yards and nine touchdowns ... won all-conference honors his junior and senior years ... helped team to a runner-up finish in the state playoffs as a junior ... basketball standout who led the school to conference titles his sophomore and junior seasons ... member of school's honor society.

**Kazeem B. Alli:** Born May 22, 1987 in St. Louis ... son of Hakeem and Lara Alli.

**Academic Major:** Pre-Business.

### Career Receiving Statistics

Year	Rec.	Yards	Avg.	TD	Long
2006	6	81	13.5	0	29

### Single-Game Bests


Receptions: 2 vs. Rutgers (11/18/06)

Yards: 29 vs. Akron (10/7/06)

Long Reception: 29 vs. Akron (10/7/06)



Kazeem Alli



## Robby ARMSTRONG

6-2 • 200  
Freshman  
Murrysville, Pa.  
Franklin Regional

43  
LB

**2006:** Redshirted ... Bearcat Honor Roll (Fall 2006, Winter 2007, Spring 2007).

**Franklin Regional High School:** First-team all-state selection as a senior for head coach Greg Botta ... led team to a 15-1 record and the Pennsylvania AAA state championship ... rushed for over 2,300 yards and 27 touchdowns en route to first-team all-league and all-Western Pennsylvania honors ... named to the Elite 11 team by the *Pittsburgh Tribune-Review* and the Fabulous 22 team by the *Pittsburgh Post-Gazette* ... finalist for the Mercury Award, which honors the top player in Western Pennsylvania ... member of the school's National Honor Society.

**Robert C. Armstrong:** Born June 30, 1988 ... son of Bob and Sherri Armstrong.

**Academic Major:** Pre-Pharmacy.



## Marcus BARNETT

6-1 • 165  
Freshman  
Upper Marlboro, Md.  
Frederick Douglass

85  
WR

**2006:** Redshirted.

**Frederick Douglass High School:** Earned honorable mention all-state honors as a senior for head coach J.C. Pinkney ... helped team to a 12-1 record and a division championship ... first-team all-league and all-metro Washington choice ... made 22 receptions for 522 yards and eight touchdowns ... turned in 25 tackles on defense ... participated in the area all-star game ... earned second-team all-conference honors as a junior ... helped school's track and field team win the state 4A championship as a junior, clearing 6'5" in the high jump ... former high school teammate Thomas Claggett is also on the UC football team ... academic honor roll recognition.

**Marcus Antoine Barnett:** Born March 8, 1988 ... son of Carla White.

**Academic Major:** Undecided.



## Connor BARWIN

6-4 • 235  
Junior  
Hazel Park, Mich.  
U. of Detroit Jesuit

89  
TE

**2006:** Saw action in all 13 games as a regular on special teams and alternate at the tight end position ... made a reception in three of the first four games ... snagged three passes for 36 yards, including a 20-yard catch, at Virginia Tech ... had a career day,



finishing with five catches for 68 yards and two touchdowns at West Virginia ... collected a 17-yard pick-up in the victory over USF ... caught a nine-yard pass vs. Rutgers ... played in 23 games as a walk-on for the basketball team ... Bearcat Academic Honor Roll (Winter 2007).

**2005:** One of two first-year freshmen to see action on offense ... played in all 11 games as a backup tight end ... caught a pair of passes for 72 yards, turning one into a 38-yard gain, at Penn State ... made receptions in six other games ... averaged 18 yards per catch, second-best on the team ... caught a seven-yard scoring pass vs. Connecticut ... joined the basketball team in early January ... saw action in each of the final 16 games as a backup to the forward positions.

**University of Detroit Jesuit High School:** First-team all-state selection as a senior for head coach Scott Merchant ... earned all-league, all-Catholic, and all-district honors ... recipient of team's offensive and defensive MVP awards ... rated the No. 17 player in Michigan by the *Detroit Free Press* ... selected for the East-West All-Star Game ... all-league selection in basketball as a junior and all-Catholic as a senior ... helped school to a district title as a junior.

**Connor Alfred Barwin:** Born Oct. 15, 1986 in Southfield, Mich ... son of Tom Barwin and Margaret Bailey.

**Academic Major:** Secondary Education.

#### Career Receiving Statistics

Year	Rec.	Yards	Avg.	TD	Long
2005	8	144	18.0	1	38
2006	13	148	11.4	2	28
Totals	21	292	13.9	3	38

#### Single-Game Bests

Receptions: 5 at West Virginia (11/11/06)

Yards: 72 at Penn State (9/10/05)

Long Reception: 38 at Penn State (9/10/05)

Touchdowns: 2 at West Virginia (11/11/06)



**Connor Barwin**



## Butler BENTON

6-1 • 220

Senior

Detroit, Mich.

Martin Luther King

**23**  
**RB**

**2006:** Shared the team lead with four rushing scores ... team's second-leading rusher with 497 yards ... earned three starts ... gained a season-high 68 yards, highlighted by a 37-yard TD run vs. Miami (OH) ... carded 52 yards on nine carries, including a 40-yard dash, at Virginia Tech ... tallied 11 carries for 55 yards with a 27-yard TD run vs. USF ... gained 59 yards on 10 carries, including a 43-yard scamper, at Connecticut ... made a 62-yard catch vs. Rutgers ... made two catches for 26 yards in the International Bowl ... Bearcat Academic Honor Roll (Fall 2006) ... Topcat Academic Honor Roll (Spring 2007).

**2005:** Gained a season-high 64 yards vs. Eastern Michigan ... rushed eight times for 44 yards vs. Connecticut ... carried the ball eight times for 42 yards vs. Louisville ... carded a 27-yard scoring run vs. Connecticut ... caught a six-yard touchdown pass vs. USF ... averaged 10.9 yards on seven receptions.

**2004:** Team's second-leading rusher ... gained 453 yards on 100 carries and scored four touchdowns ... rushed for a career-high 127 yards on 25 carries and scored a touchdown in the win over East Carolina ... totaled 70 yards on five carries, including a 48-yard touchdown run, in the win over USF ... gained 33 yards on seven tries vs. Marshall in the Fort Worth Bowl ... Bearcat Academic Honor Roll (Fall 2004, Winter 2005, Spring 2005) ... C-USA Commissioner's Honor Roll (2004-05).

**Martin Luther King High School:** Three-time first-team all-city selection for head coach James Reynolds ... rushed for over 1,500 yards and 13 scores as a senior ... led team to the city and district championships ... carded 73 tackles and five interceptions as a defensive back ... rushed for over 3,000 yards during his career ... rated among the top 25 players in the state by the *Detroit Free Press* ... National Honor Society member.

**Butler Benton, III:** Born Nov. 20, 1986 ... son of Butler and Daisy Benton.

**Academic Major:** Finance.

#### Career Rushing Statistics

Year	Att.	Yards	Avg.	TD	Long
2004	100	453	4.5	4	48
2005	71	287	4.0	1	27
2006	108	497	4.0	4	43
Totals	279	1,237	4.3	9	48

#### Career Receiving Statistics

Year	Rec.	Yards	Avg.	TD	Long
2004	4	9	2.3	0	3
2005	7	76	10.9	1	34
2006	7	109	15.6	0	62
Totals	18	194	10.8	1	62

#### Single-Game Bests

Rushing Attempts: 25 vs. East Carolina (9/25/04)

Rushing Yards: 127 vs. East Carolina (9/25/04)

Long Rush: 48 vs. USF (11/20/04)

Rushing Touchdowns: 1 (nine times) last vs. USF (10/22/06)

Receptions: 2 (three times) last vs. Western Michigan (1/6/07)

Receiving Yards: 62 vs. Rutgers (11/18/06)

Long Reception: 62 vs. Rutgers (11/18/06)



# BEARCAT BIOGRAPHIES



## Jeremy BOLTON

6-5 • 320

Senior

Burlington, Ky.

Connor

**77**  
**OL**

**2006:** Served as the top backup at the offensive tackle positions ...saw action in 10 contests as a reserve and on the field goal unit ... Bearcat Honor Roll (Winter 2007).

**2005:** Saw action in eight games ... made three starts, taking over at right tackle for the Syracuse, West Virginia and USF contests ... contributed on field goal tries ... Bearcat Academic Honor Roll (Fall 2005 and Spring 2006).

**2004:** Saw action in five games as a backup and on field goals and PATs.

**2003:** Redshirted.

**Connor High School:** First-team all-state pick by the *Louisville Courier-Journal* as a senior at Connor High, playing for coach Tom Stelman ... helped team to a school-record 8-3 mark as a senior, advancing to the first round of the state playoffs ... named to the Northern Kentucky Top 24 by the area coaches and to the all-city team by *The Cincinnati Enquirer* ... was a second-team all-state choice by the Associated Press ... received the team's Mr. Connor Award, which goes to the top athlete on the team ... earned all-district, all-Northern Kentucky and *Kentucky Post* All-Star honors as a junior and senior.

**Jeremy Lee Bolton:** Born May 19, 1985 ... son of Larry and Kim Bolton.

**Academic Major:** Criminal Justice.



## Digger BUJNOCH

6-5 • 280

Senior

Cincinnati, Ohio

Elder

**72**  
**OL**

**2006:** Started all 13 games at right tackle ... repeated on the BIG EAST Conference All-Academic Football Team ... Topcat Honor Roll (Fall 2006, Winter 2007, Spring 2007).

**2005:** Started at right tackle for the first seven games before being sidelined by injury ... returned for the season finale ... named to the BIG EAST All-Academic squad ... Topcat Scholar (Winter 2006, Spring 2006) ... Bearcat Academic Honor Roll (Fall 2005).

**2004:** Moved from tackle to tight end in mid-season due to injuries ... saw regular action at tight end ... played in all 12 games, making starts vs. Army and USF ... was a blocker on the FG/PAT unit ... Topcat Scholar (Fall 2004, Spring 2005) ... C-USA Commissioner's Honor Roll (2004-05) ... Bearcat Academic Honor Roll (Winter 2005).

**2003:** Redshirted ... Topcat Scholar (Winter 2004) ... C-USA Commissioner's Honor Roll (2003-04).

**Elder High School:** Helped Doug Ramsey's Panthers to a 14-1 record and the Ohio Division I state title ... a two-time first-team all-Greater Catholic League choice ... lettered twice in both football and basketball.

**Glenn David Bujnoch:** Born June 19, 1985 in Cincinnati ... son of Glenn and Sue Bujnoch ... received the nickname Digger as a child because of his large feet (currently wears a size 18 shoe) ... father played eight seasons for the Cincinnati Bengals.

**Academic Major:** Finance.

*Jeremy Bolton*



*Digger Bujnoch*





## Terrill BYRD

6-1 • 270

Junior

Cincinnati, Ohio

Colerain

95  
DL



Terrill Byrd

**2006:** First-Team All-BIG EAST Conference choice ...started every game, extending a string of 24 consecutive starts that he began as a true freshman ...recorded 8.5 tackles for loss and three sacks, ranking third and fourth, respectively ... earned team's Defensive Player of the Game award after notching two tackles and forcing a fumble at Louisville ... repeated as UC's Defensive Player of the Week by making a career-high five tackles at West Virginia ... had a pair of tackles for loss at Virginia Tech ... four tackles and 1.5 TFLs vs. Pittsburgh ... rated as the No. 54 defensive tackle nationally by *Phil Steele's College Football*.

**2005:** Made a significant contribution to the Bearcat defense as a first-year freshman ... shared the team Defensive Newcomer of the Year award ... became a starter at defensive tackle almost upon his arrival in preseason practice ... started all 11 contests and saw the most playing time of any of the defensive linemen ... fifth in tackles for loss (6.5) ... recorded a career-high five tackles vs. Rutgers ... notched four tackles, all solos, at Syracuse ... recovered a fumble at Pittsburgh.

**Colerain High School:** Selected National Defensive Player of the Year by *Prep.com* and Ohio Division I Defensive Player of the Year as a senior at Colerain High for then-head coach Kerry Coombs ... earned first-team all-Greater Miami Conference, all-city and all-district honors after leading Colerain (15-0) to the state championship and a No. 5 national ranking ... recorded 178 tackles and 21 sacks ... three-year regular who helped school to three consecutive league titles, two district final appearances and a 39-3 record.

**Terrill R. Byrd:** Born Oct. 8, 1986 ... son of Troy and Mary Byrd ... brother Tirrdell was a fellow starter on the defensive front at Colerain High and continued his career as a linebacker at Tennessee-Martin.

**Academic Major:** Exploratory Studies.

### Career Defensive Statistics

Year	Solo	Assist	Total	TFL -Yd	Sack -Yd	Int.	FF	FR -Ret	PBU	QBH
2005	11	11	22	6.5 -21	0 -0	0	0	1 -0	1	1
2006	15	12	27	8.5 -31	3.0 -18	0	0	0 -0	0	4
Totals	26	23	49	15.0 -52	3.0 -18	0	0	1 -0	1	5

### Single-Game Bests

Tackles: 5 (twice) last at West Virginia (11/11/06)

Solo Tackles: 4 at Syracuse (10/29/05)

Assisted Tackles: 4 vs. West Virginia (11/11/06)

Tackles for Loss: 2 vs. Virginia Tech (9/23/06)

Sacks: 1 (three times) last vs. Rutgers (11/18/06)



## Trevor CANFIELD

6-5 • 320

Junior

Cincinnati, Ohio

Western Hills

76  
OL

**2006:** Named an All-BIG EAST Conference second-team selection ... started 12 of 13 games at right guard.

**2005:** Developed into a regular on the offensive line ... appeared in the final eight games at right guard, making three starts ... Topcat Scholar (Winter 2005).

**2004:** Redshirted.

**Western Hills High School:** Three-year starter on the offensive line for head coach Mike Irvin ... earned first-team all-Southwestern Ohio Public Schools League honors and was an honorable mention all-city and all-district pick as a senior ... winner of the team's Line of Scrimmage award ... team's outstanding offensive player and a second team all-league pick as a junior ... played varsity as a freshman and helped team qualify for the state playoffs.

**Trevor David Canfield:** Born Jan. 10, 1986 ... son of Terry Canfield and Rebecca Espich.

**Academic Major:** Criminal Justice.



## BEARCAT BIOGRAPHIES

**Craig  
CAREY**

6-4 • 230  
Sophomore  
Cincinnati, Ohio  
Elder

7  
QB

**Jon  
CARPENTER**

6-0 • 220  
Senior  
Lancaster, Ohio  
Lancaster

31  
LB

**2006:** Did not step under center in game conditions but did see action in three contests on kickoff and punt coverage ... recognized as Scout Team Offensive Player of the Week for the Virginia Tech game and Scout Team Specialist of the Week vs. USF.

**2005:** Redshirted ... made the travel squad for four of the six road games ... Bearcat Academic Honor Roll (Spring 2006).

**Elder High School:** Shared the Greater Catholic League Offensive Back of the Year honor as a senior under head coach Doug Ramsey ... completed 143-of-257 passes for 1,875 yards and seven touchdowns in his final prep campaign and gained 507 yards on 148 rushing attempts ... set school record for most yards passing in a game (396) ... helped Panthers to back-to-back state titles as a tight end his sophomore and junior seasons ... earned honorable mention all-district recognition and was named to the All-GCL South team as a punter as a junior.

**Craig J. Carey:** Born Oct. 9, 1986 ... son of Dan and Jane Carey ... brother Collin served as the backup quarterback at Cincinnati in 2003 and 2004 ... sister Courtney played soccer at Miami (OH).

**Academic Major:** Exploratory Studies.

**2006:** Saw action in all 13 contests ... a reserve outside linebacker and frequent contributor on special teams ... totaled 13 stops, with five solo hits and eight assists ... registered three assisted tackles against Miami (OH) ... recorded three hits at West Virginia ... recorded a tackle and a quarterback hurry against Western Michigan ... winner of the team's Iron Cat Award for his work in the weight room ... repeated on the BIG EAST Conference All-Academic Football Team ... Bearcat Academic Honor Roll (Fall 2006), Topcat Honor Roll (Winter 2007, Spring 2007).

**2005:** Made the transition from offense during spring practice to become a contributor at linebacker ... started two of the first three games at outside linebacker ... injuries sidelined him for two games ... finished with 15 tackles and a pair of TFLs ... recorded four tackles, including three solos, vs. Eastern Michigan ... carded a three-tackle performance at Penn State ... posted a sack and a forced fumble vs. Pittsburgh ... named to the BIG EAST Conference All-Academic Football Team ... Topcat Scholar (Fall 2005) ... Bearcat Academic Honor Roll (Winter 2006).

**2004:** Saw action in all 12 games as a true freshman ... played on special teams and saw action as a backup fullback ... finished with 23 yards on six carries and tallied 11 tackles ... earned his first letter ... Topcat Scholar (Fall 2004) ... Bearcat Academic Honor Roll (Winter 2005, Spring 2005) ... C-USA Commissioner's Honor Roll (2004-05).

**Lancaster High School:** First-team all-Ohio selection and Ohio Capital Conference Player of the Year as a senior ... coached by his father, Rob Carpenter ... earned first-team all-league and all-district honors ... rushed for 1,900 yards and 32 touchdowns, posting a 7.0 yards-per-carry average, during the 2003 regular season ... *Columbus Dispatch-Agonis* First-Team All-Star ... received OCC's Ernie Godfrey Scholar Athlete Award ... earned first-team all-league and second team all-district honors for the Golden Gales as a junior ... National Honor Society member.

**Jonathan Daniel Carpenter:** Born Sept. 1, 1985 ... son of Rob and Susie Carpenter ... father played 11 seasons in the NFL for the Houston Oilers, New York Giants and Los Angeles Rams ... brother Bobby was a first-round NFL Draft choice of the Dallas Cowboys in 2006 ... brother Georgie is set to play at Marshall.

**Academic Major:** Industrial Management.

**Career Defensive Statistics**

Year	Solo	Assist	Total	TFL -Yd	Sack -Yd	Int.	FF	FR -Ret	PBU	QBH
2004	7	4	11	0-0	0-0	0	0	1-0	0	0
2005	10	5	15	2.0-8	1.0-7	0	0	0-0	0	0
2006	5	8	13	0.5-3	0-0	0	0	0-0	0	1
Totals	22	17	39	2.5-11	1.0-7	0	0	1-0	0	1

**Single-Game Bests**

Tackles: 4 vs. Eastern Michigan (9/1/05)

Solo Tackles: 3 vs. Eastern Michigan (9/1/05)

Assisted Tackles: 3 vs. Miami (Ohio) (9/30/06)

Tackles for Loss: 1 (twice) last at Pittsburgh (10/8/05)

*Craig Carey*





*Jon Carpenter*



## Thomas CLAGGETT

6-2 • 290

Junior

Temple Hills, Md.

Frederick Douglass

**75  
DL**

**2006:** Saw action in eight contests as part of the defensive line rotation ... totaled three tackles ... garnered Scout Team Defensive Player of the Week before the USF game.

**2005:** Saw action in all 11 games as a true freshman ... made three starts, at Pittsburgh, vs. Connecticut, and Louisville ... recorded a career-high six tackles including three solos, a quarterback sack, and a pass breakup vs. Connecticut.

**Frederick Douglass High School:** Received first-team all-state honors as a senior for head coach J.C. Pinkney ... earned all-county and all-league honors and was named to the prestigious All-Metro Golden 11 ... selected for the Prince George County All-Star Game after recording 85 tackles, 15 tackles for loss, six sacks and three fumble recoveries for the Eagles ... turned in all-county and all-Metro honors as a junior.

**Thomas G. Claggett:** Born July 30, 1987 ... son of Sharon Claggett.

**Academic Major:** Exploratory Studies.

### Career Defensive Statistics

Year	Solo	Assist	Total	TFL -Yd	Sack -Yd	Int.	FF	FR -Ret	PBU	QBH
2005	11	7	18	2.5 -3	1.0 -0	0	2	0 -0	1	0
2006	1	2	3	0 -0	0 -0	0	0	0 -0	0	0
Totals	12	9	21	2.5 -3	1.0 -0	0	2	0 -0	1	0

### Single-Game Bests

Tackles: 6 vs. Connecticut (10/15/05)

Solo Tackles: 3 vs. Connecticut (10/15/05)

Assisted Tackles: 3 vs. Connecticut (10/15/05)

Tackles for Loss: 1.5 vs. Western Carolina (9/17/05)

Forced Fumbles: 1 (twice) last vs. Connecticut (10/15/05)



## Obadiah CHEATHAM

6-1 • 220

Freshman

Cincinnati, Ohio

Shroder Paideia Academy


**57  
LB**

**2006:** Redshirted ... earned Scout Team Defensive Player of the Week honors for his efforts prior to the Pittsburgh game ... Bearcat Academic Honor Roll (Fall 2006).

**Shroder Paideia Academy:** Four-time all-Southwest Ohio Public League honoree for head coach Clint Kirker ... earned first-team all-district, all-city and all-state honors as a senior ... named the SWOPL Defensive Player of the Year in 2005 ... an honorable mention all-state pick as a junior ... also lettered in basketball, wrestling and track ... member of the National Honor Society.

**Obadiah Arron Israel Cheatham:** Born April 21, 1988 ... son of Denise Wilburn ... uncle Lonnie Ingram played football and baseball at Defiance College.

**Academic Major:** Exploratory Studies.



*Thomas Claggett*



# BEARCAT BIOGRAPHIES



## Tyler CLIFFORD

6-4 • 240  
Sophomore  
Portsmouth, Ohio  
Portsmouth

91  
DE

**2006:** Did not see game action ... contributed on scout teams where he earned Scout Team Offensive Player of the Week honors for his work before the Miami (OH) and Connecticut games.

**2005:** Redshirted ... forced to sit out the season after undergoing surgery following the Ohio North-South All-Star Game ... Bearcat Academic Honor Roll (Spring 2006).

**Portsmouth High School:** First-team all-area, all-district, and honorable mention all-state performer as a senior ... coached by his father Curt Clifford ... two-way player at defensive end and tight end who helped the Trojans to back-to-back regional final appearances his freshman and sophomore seasons and a playoff berth his senior year ... team's top tackler as a junior (81) ... helped the basketball team to two district final trips ... earned all-district honors in basketball.

**Tyler Wayne Clifford:** Born Feb. 8, 1986 ... son of Curt and Mary Clifford ... father played football at Wilmington College ... sister Courtney was a member of the UNC-Charlotte tennis team.

**Academic Major:** Criminal Justice.



## C.J. COBB

6-4 • 300  
Freshman  
Jacksonville, Fla.  
Sandalwood

70  
OL

**2006:** Redshirted ... named Scout Team Player of the Week for his efforts the weeks of the Eastern Kentucky and Miami (OH) games.

**Sandalwood High School:** Earned all-league honors as a senior for head coach Adam Geis ... garnered second-team all-Coast Area accolades in 2005 for the Saints ... received first-team academic all-conference recognition ... inducted into the National Association of American High School Students.

**Clinton Jarell Cobb:** Born March 24, 1988 ... son of Clinton and Beverly Cobb.

**Academic Major:** Communications.



## Torry CORNETT

6-2 • 225  
Junior  
Columbus, Ohio  
Independence/Prairie View A&M

49  
LB

**2006:** Saw action in all but one game, playing on the special teams and the short-

yardage unit ... recorded five tackles ... won the team Special Teams Player of the Week award for the Eastern Kentucky game.

**2005:** Spent season working with the scout team and learning the UC offense while sitting out of competition following his transfer from Prairie View A&M.

**Prairie View A&M:** Originally signed to play basketball ... started 10 games for the Panthers as a freshman in 2004-05 ... averaged 6.0 points and 2.8 rebounds.

**Independence High School:** Earned all-state honors in both football and basketball as a senior ... three-time first-team all-city selection for head coaches Marvin Bohanan and Alan Jones ... four-year regular as a linebacker, tight end, and kicker who led the school to four straight league championships and state playoff berths ... first-team all-city, all-district and all-state in basketball as a senior ... voted class president his sophomore and senior years and was active in student government.

**Torry Roddy Cornett:** Born Jan. 12, 1986 ... son of Terry and Joy Cornett ... uncle Ken Lanier played offensive tackle for 14 seasons, primarily with the Denver Broncos, and cousin Roger Harper played for the Atlanta Falcons.

**Academic Major:** Communications.

### Career Defensive Statistics

Year	Solo	Assist	Total	TFL	-Yd	Sack	-Yd	Int.	FF	FR	-Ret	PBU	QBH
2006	1	4	5	0	0	0	0	0	0	0	0	0	0



## Angelo CRAIG

6-5 • 230  
Senior  
Cleveland, Ohio  
Glenville

82  
DE

**2006:** Returned to defensive end after a two-year stint in the linebacking corps and flourished ... played in all 13 games ... finished third on the team in sacks (4) and fourth in tackles for loss (7.5) ... earned BIG EAST Honor Roll recognition after recording 1.5 sacks vs. Syracuse ... notched 2.5 TFLs and 1.5 sacks at Virginia Tech.

**2005:** Saw action in eight games as a reserve outside linebacker ... started vs. West Virginia ... recorded a career-high six tackles at Rutgers ... made five tackles vs. Eastern Michigan ... answered the call for help when injuries decimated the UC basketball team and joined the squad as a practice player in early January.

**2004:** Appeared in five games on special teams ... made a tackle at East Carolina.

**2003:** Redshirted.

**Glenville High School:** First-team all-league choice as a senior at Glenville High, playing for coach Ted Ginn, Sr. ... made 21 solo stops and 32 total tackles with four quarterback sacks as a senior ... two-way starter for the Tarblooders, recording 10 catches for 210 yards and a touchdown ... earned three letters in football, four in basketball and two in track ... played first two years at John Hay High School ... first-team all-league choice as a junior in basketball ... competed in both the long jump and high jump in track.

**Angelo Demturis Craig:** Born Sept. 5, 1985 ... son of Michael Fogle and Yolanda Green ... is the oldest of seven children, having three brothers and three sisters.

**Academic Major:** Organizational Leadership.



### Career Defensive Statistics

Year	Solo	Assist	Total	TFL -Yd	Sack -Yd	Int.	FF	FR -Ret	PBU	QBH
2004	1	0	1	0-0	0-0	0	0	0-0	0	0
2005	11	8	19	1.5-6	0-0	0	0	0-0	0	1
2006	10	6	16	7.5-55	4.0-47	0	0	1-0	2	3
Totals	22	14	36	9.0-61	4.0-47	0	0	1-0	2	4

### Single-Game Bests

Tackles: 5 vs. Eastern Michigan (9/1/05)

Solo Tackles: 4 (twice) last at Rutgers (11/26/05)

Assisted Tackles: 4 vs. West Virginia (11/9/05)

Tackles for Loss: 2.5 at Virginia Tech (9/23/06)

Sacks: 1.5 (twice) vs. Syracuse (10/28/06)



Angelo Craig



## Mike DANIELS

5-7 • 180

Senior

Cincinnati, Ohio

Princeton

5  
WR

**2006:** Sustained a season-ending injury prior to the season ... Bearcat Academic Honor Roll (Fall 2006), Topcat Scholar (Winter 2007).

**2005:** Contributed as a running back, receiver and return specialist ... rushed 10 times for a career-high 50 yards vs. Eastern Michigan ... snagged a career-high four receptions for 29 yards at Penn State ... averaged 19.9 yards on 14 kickoff returns and 5.8 yards on 13 punt returns ... finished third on the team in all-purpose yards with 488 ... Bearcat Academic Honor Roll (Fall 2005, Spring 2006).

**2004:** Moved from wide receiver to running back during preseason ... the Bearcats' top return specialist ... recorded career rushing highs of 10 carries for 45 yards in the win over Memphis ... also gained 66 yards on three punt returns vs. the Tigers, nearly breaking a 34-yard return for a TD ... averaged 11.8 yards on 12 punt returns and 18.3 yards on 23 kickoff returns.

**2003:** Played in nine games as a true freshman ... hauled in a 33-yard catch vs. Miami (OH) which sparked Bearcats' comeback attempt ... recorded two receptions for 54 yards vs. TCU, including a 46-yard gain ... slid out of the backfield to haul in a two-yard TD catch vs. USF ... rushed four yards for a TD and ran for a two-point PAT vs. Louisville ... had a team-leading 25.3-yard kickoff return average on three attempts.

**Princeton High School:** Named the Ohio Division I Offensive Player of the Year as a senior for head coach Scott Miltenberger ... started at quarterback, completing 191-of-355 passes for 2,564 yards and 19 touchdowns as a senior while also rushing 244 times for 1,387 yards and 24 scores ... first-team all-state choice and was *The Cincinnati Enquirer* Area Player of the Year ... averaged 335.8 yards of total offense per game as a senior and 395.1 as a junior ... finished with four-year totals of 6,019 yards passing and 4,471 yards rushing.

**Michael Lawrence Daniels:** Born May 13, 1985 ... son of Bill Franklin and Carla Daniels.  
**Academic Major:** Criminal Justice.

### Career Rushing Statistics

Year	Att.	Yards	Avg.	TD	Long
2003	2	3	1.5	1	4
2004	30	119	4.0	0	11
2005	18	83	4.6	0	11
Totals	50	205	4.1	1	11

### Career Receiving Statistics

Year	Rec.	Yards	Avg.	TD	Long
2003	7	126	18.0	1	46
2004	6	44	7.3	0	14
2005	10	51	5.1	0	16
Totals	23	221	9.6	1	46

### Career Kickoff Return Statistics

Year	Att.	Yards	Avg.	TD	Long
2003	3	76	25.3	0	43
2004	23	422	18.3	0	31
2005	14	279	19.9	0	37
Totals	40	777	19.4	0	43

### Single-Game Bests

Rushing Attempts: 10 (twice) last vs. Eastern Michigan (9/1/05)

Rushing Yards: 50 vs. Eastern Michigan (9/1/05)

Receptions: 4 at Penn State (9/10/05)

Receiving Yards: 54 at TCU (11/15/03)

Kickoff Returns: 7 at Louisville (11/27/04)

Kickoff Return Yards: 133 at Louisville (11/27/04)

Long Kickoff Return: 43 yards vs. Louisville (11/28/03)



# BEARCAT BIOGRAPHIES



## Nick DeFILIPPO

6-2 • 230

Junior

London, Ohio

London

# 34 TE

**2006:** Saw action in 12 games as a member of the special teams ... recorded four solo tackles ... Scout Team Defensive Player of the Week for the Virginia Tech game ... Bearcat Academic Honor Roll (Spring 2007).

**2005:** Contributed in two games as a reserve and on the kicking teams.

**2004:** Redshirted ... Bearcat Academic Honor Roll (Fall 2004, Winter 2005, Spring 2005) ... C-USA Commissioner's Honor Roll (2004-05).

**London High School:** First-team all-state selection and county Player of the Year as a senior for head coach Mike Wilson ... two-time all-county and all-district performer ... rushed for over 2,000 yards as a senior and compiled over 250 career tackles.

**Nick James DeFilippo:** Born Jan. 8, 1986 ... son of Philip and Linda DeFilippo.

**Academic Major:** History.



*Nick DeFilippo*



## Mario DUENAS

6-3 • 280

Senior

Pittsburg, Calif.

Pittsburg/C.C. of San Francisco

# 73 OL

**2006:** Played in 12 games, predominantly alternating at left guard ... started at left guard against Miami (OH) ... provided relief as the reserve center ... Bearcat Honor Roll (Winter 2007).

**City College of San Francisco:** Named the Northern California Offensive Lineman of the Year following the 2005 season ... helped team to a 9-1 record, a conference championship, and the finals of the state playoffs ... earned first-team all-state recognition ... team was ranked No. 2 in the country ... starter on a squad in 2003, that finished 12-0 and was ranked No. 1 nationally ... missed the 2004 season due to injury.

**Pittsburg High School:** An all-league and all-area choice as a senior ... named all-league as a sophomore at tight end/defensive end for head coach Victor Galley.

**Mario Duenas, Jr.:** Born Jan. 9, 1985 in Mexico ... son of Mario and Graceila Duenas.

**Academic Major:** Criminal Justice.



*Mario Duenas*





## Khalil EL-AMIN

6-5 • 320

Junior

Cincinnati, Ohio

Purcell Marian

79  
OL

**2006:** Served as a backup to the offensive tackle positions ... injuries limited him to one game ... Scout Team Offensive Player of the Week for the Ohio State game.

**2005:** Saw action in six games ... played extensively at right tackle in the season finale at Rutgers ... Bearcat Academic Honor Roll (Fall 2005).

**2004:** Redshirted ... Bearcat Academic Honor Roll (Fall 2004).

**Purcell Marian High School:** Two-time all-Ohio selection for head coach Tom Stickley's squad ... four-year regular who earned All-Greater Catholic League North, all-city and all-district honors each of his final two seasons for the Cavaliers.

**Khalil Hassan El-Amin:** Born Dec. 22, 1985 ... son of Hassan and Evelyn El-Amin.

**Academic Major:** Operations Management.



## Chris FLORES

6-2 • 270

Senior

Wheaton, Ill.

Wheaton-Warrenville South

64  
OL

**2006:** Opened the campaign as the starting center for the first three games and served in a limited role in two others ... named to the BIG EAST All-Academic Team ... Bearcat Honor Roll (Winter 2007, Spring 2007).

**2005:** Moved to center during spring practice ... played in one game ... Bearcat Academic Honor Roll (Winter 2006).


**2004:** Moved from defensive tackle to the offensive line during spring practice ... Topcat Scholar (Winter 2005) ... C-USA Commissioner's Honor Roll (2004-05).

**2003:** Redshirted ... Topcat Scholar (Fall 2003, Winter 2004) ... UC Scholar Athlete of the Quarter (Fall 2003) ... C-USA Commissioner's Honor Roll (2003-04).

**Wheaton Warrenville South High School:** First-team all-state selection as a senior for head coach Ron Muhitch ... named the league's defensive lineman of the year after making 66 tackles with eight quarterback sacks and 26 tackles for loss ... first-team all-state choice by the high school coaches and second-team by the *Chicago Tribune* ... touted on the all-area teams by the *Wheaton Leader*, the *Wheaton Sun* and the *Daily Herald* ... received the team's Don S. Gardner Award, which is given to the player who combines athletic skills with character, leadership and citizenship ... lettered three times each in football and wrestling ... academic all-conference pick in both football and wrestling in each of his last three years ... received academic award from the Illinois High School Coaches Association in his junior and senior years.

**Christopher Michael Flores:** Born July 24, 1984 ... son of Ted and Sue Flores.

**Academic Major:** Finance.



## Delbert FERGUSON

6-1 • 225

Junior

Youngstown, Ohio

Warren Harding

3  
LB

**2006:** Competed in 11 games, mostly on the special teams ... recorded a pair of solo tackles in the season opener against Eastern Kentucky ... Topcat Scholar (Winter 2007).


**2005:** Team's depth at running back kept him from getting on the field ... a valuable contributor in practice ... shifted to linebacker during the last half of the season.

**2004:** Redshirted ... worked to rehab a fractured leg sustained in high school ... Bearcat Academic Honor Roll (Fall 2004) ... C-USA Commissioner's Honor Roll (2004-05).

**Warren Harding High School:** Helped head coach Thom McDaniel's squad to an 11-1 record and trip to the regional finals of the Ohio Division I playoffs as a senior in 2003 ... suffered a broken leg in the ninth game of the 2003 season ... attended Youngstown Ursuline High for his first three years ... helped Ursuline to the state Division II title in 2000 and a runner-up finish in 2002 ... earned first-team all-Ohio honors in 2001 and 2002, also garnering all-league and all-district recognition in each of those seasons ... rushed for 4,982 yards and 60 touchdowns during his prep career.

**Delbert Philip Ferguson:** Born Oct. 3, 1985 ... son of Walter and Deborah Ferguson.

**Academic Major:** Finance.



## Reggie FUGETT

6-6 • 240

Freshman

Baltimore, Md.

The Gilman School

80  
TE

**2006:** Redshirted ... Bearcat Academic Honor Roll (Fall 2006) ... Topcat Honor Roll (Winter 2007, Spring 2007).

**The Gilman School:** Helped coach Biff Poggi's squad to a perfect 9-0 season in 2005 ... made 10 sacks and nine catches for over 130 yards ... earned first-team all-Metro honors as a tight end and second-team all-state honors at defensive end ... earned first-team all-conference honors in basketball, averaging over 10 rebounds a game as a senior ... batted at a .438 clip at the plate as a senior first baseman.

**Reginald J.C. Fugett:** Born Dec. 9, 1987 ... son of Carlotta and Jean Fugett ... father played eight seasons in the NFL between the Dallas Cowboys and Washington Redskins, earning Pro Bowl honors in 1977 ... sister Audi played basketball at George Washington.

**Academic Major:** Finance.



# BEARCAT BIOGRAPHIES



## Antwuan GIDDENS

6-3 • 190  
Senior  
Inglewood, Calif.  
Venice

81  
WR

**2006:** Found the field in five games as a wide receiver ... recorded a 22-yard catch in the first quarter at Connecticut ... noted for his efforts with the Scout Team Player of the Week awards over three of the final four weeks of the regular season.

**2005:** Fourth on the team with 20 receptions for 154 yards and a touchdown ... made a catch in nine of the first 10 games before being shut out in the season finale ... carded a career-high six catches for 44 yards at Penn State ... notched three catches for 25 yards, including a 10-yard touchdown on the opening drive of the season against Eastern Michigan ... Bearcat Academic Honor Roll (Fall 2005).

**2004:** Lone reception was a 22-yard touchdown pass vs. Memphis ... recovered a blocked punt and returned it nine yards for a touchdown in the Fort Worth Bowl.

**Venice High School:** Played football as a senior under the coaching of Angelo Gasca ... helped team to a 13-2 finish and a league title.

**Antwuan Marquis Giddens:** Born Jan. 17, 1985 ... son of Brenda Jackson, raised by his aunt, Sandra Bruner.

**Academic Major:** Criminal Justice.

### Career Receiving Statistics

Year	Rec.	Yards	Avg.	TD	Long
2004	1	22	22.0	1	22
2005	20	154	7.7	1	26
2006	1	22	22.0	0	22
Totals	22	198	9.0	2	26

### Single-Game Bests

Receptions: 6 at Penn State (9/10/05)

Receiving Yards: 44 at Penn State (9/10/05)



## Marshwan GILYARD

6-1 • 180  
Sophomore  
Palm Coast, Fla.  
Flagler Palm Coast

1  
WR

**2006:** Redshirted ... winner of the Scout Team Special Teams Player of the Year Award.

**2005:** Emerged as a steady contributor in the secondary and on special teams ... became a backup at cornerback ... recorded seven tackles, six solos ... had three tackles, all solos, vs. Pittsburgh ... broke off a 60-yard kick return vs. Miami (OH), his first college return and the longest by a Bearcat since 2002 ... averaged a team-leading 25.1 yards on seven returns.

**Flagler Palm Coast High School:** First-team Class 5A all-state selection ... helped school to an 8-2 record and a spot in the state playoffs as a senior for coach Steve Allen ... capped his career with over 2,500 yards and 30 TDs ... named MVP of the Florida Coast All-Star Game ... three-time all-league and all-area selection in track and field.

**Marshwan Gilyard:** Born in Daytona Beach, Fla. ... son of Addison Morgan and Viola Crudup.

**Academic Major:** Exploratory Studies.



## Bradley GLATTHAAR

6-0 • 225  
Senior  
Cincinnati, Ohio  
Elder

11  
RB

**2006:** Part of the three-back rotation at the running back position ... listed third on the squad in rushing with 285 yards on 94 attempts ... carried the ball in all 13 games ... opened the campaign with 52 yards on 11 carries and a score vs. Eastern Kentucky ... eclipsed the 1,000-yard rushing mark for his career with 31 yards and a touchdown on six carries against Pittsburgh ... earned the starting nod at Ohio State ... toted the pigskin a season-high 13 times vs. Rutgers ... started the year with a reception in each of the first four games.

**2005:** The starting running back and leading rusher ... gained 620 yards on 139 carries, sharing time in a four-back mix ... averaged 4.5 yards per carry ... scored seven touchdowns, all in the first six games, to lead the team in scoring ... awarded UC's Big Owens Award as the most outstanding back ... opened the season with 75 yards in 14 carries vs. Eastern Michigan ... gained 107 yards on a career-high 18 attempts vs. Western Carolina ... rushed for a career-high 123 yards on 15 carries and scored a pair of TDs in the win over Connecticut, earning BIG EAST Honor Roll plaudits ... broke off a career-long 72-yard touchdown run vs. the Huskies.

**2004:** Team's third-leading rusher with 315 yards and four touchdowns ... gained 54 yards on eight carries and scored on a 22-yard run in the win over USF ... registered a long rush of 29 yards vs. UAB ... gained 48 yards on 10 carries against Marshall in the Fort Worth Bowl.

**Elder High School:** Led head coach Doug Ramsey's squad to back-to-back Division I state championships in 2002 and 2003 ... three-year starter who helped the Panthers compile a 39-4 record ... earned first-team all-city and all-district honors in each of his last two seasons ... first-team all-state selection as a senior ... set school career records for rushing yards, touchdowns scored, and points and also holds season records for rushing yards and touchdowns ... team won city and league titles in both 2002 and 2003 ... set state championship game record with 248 rushing yards and three TDs in the 2003 state title game.

**Bradley James Glatthaar:** Born Jan. 31, 1986 ... son of Laura Glatthaar.

**Academic Major:** Finance.

### Career Rushing Statistics

Year	Att.	Yards	Avg.	TD	Long
2004	72	315	4.4	4	29
2005	139	620	4.5	7	72
2006	94	285	3.0	2	20
Totals	305	1,220	4.0	13	72

### Single-Game Bests

Rushing Attempts: 18 vs. Western Carolina (9/17/05)

Rushing Yards: 123 vs. Connecticut (10/15/05)

Long Rush: 72 vs. Connecticut (10/15/05)

Rushing Touchdowns: 2 vs. Connecticut (10/15/05)





## John GOEBEL

6-1 • 200  
Sophomore  
Milford, Mich.  
Brother Rice

22  
RB

**2006:** Entered the program as a running back and moved to the defensive side early in the season ... competed in all 13 games as a member of the kickoff and punt teams ... earned a share of UC's Scout Team Player of the Year award ... named Scout Team Player of the Week for the Pittsburgh game ... Bearcat Academic Honor Roll (Fall 2006, Winter 2007).

**Brother Rice High School:** First-team all-state selection as a senior for head coach Al Fracassa ... helped the Warriors to a 12-2 record and the 2005 Division 2 state championship ... rushed for 1,917 yards, averaging 7.4 yards per carry, and 18 touchdowns and finished with 2,145 all-purpose yards and 21 TDs in his final campaign ... two-way performer who totaled 67 tackles, five pass breakups, four interceptions, and two fumble recoveries as a safety ... captain of the *Detroit Free Press* All-State Dream Team and was honored on the *Detroit News* Dream Team ... ranked No. 13 on the *Detroit Free Press* Michigan Fab 50 Football Prospects ... rushed for 1,173 yards as a junior to earn first-team all-league and all-Catholic recognition ... boasted perfect attendance from grades 6-12.

**John Henry Goebel:** Born Nov. 19, 1987 ... son of Karl and Kristin Goebel ... older brother, Mark, played football at Michigan State (2000-03).

**Academic Major:** Business.

for over 2,000 yards and 30 TDs, averaging 8.4 yards a carry and completed 28-of-44 passes for 584 yards and six scores ... MVP of the Cardinals' state title game after rushing for a record 259 yards and four TDs.

**Dominick Wendell Goodman:** Born Feb. 1, 1987 ... son of Don and Angela Goodman ... father played fullback at Cincinnati in 1982-83, before going on to the NFL.

**Academic Major:** Exploratory Studies.

### Career Receiving Statistics

Year	Rec.	Yards	Avg.	TD	Long
2005	12	163	13.6	2	46
2006	40	452	11.3	5	31
Totals	52	615	11.8	7	46

### Career Kickoff Return Statistics

Year	Rec.	Yards	Avg.	TD	Long
2005	21	393	18.7	0	31
2006	21	541	25.8	0	58
Totals	42	934	22.2	0	58

### Single-Game Bests

Receptions: 8 vs. Pittsburgh (9/8/06)

Receiving Yards: 109 vs. Western Michigan (1/6/07)

Long Rush: 72 vs. Connecticut (10/15/05)

Receiving Touchdowns: 2 vs. Connecticut (10/15/05)

Kickoff Returns: 5 at Pittsburgh (10/8/05)

Kickoff Return Yards: 94 at Louisville (10/14/06)

Long Kickoff Return: 58 vs. Miami (OH) (9/30/06)



## Dominick GOODMAN

6-1 • 210  
Junior  
Cincinnati, Ohio  
Colerain

16  
WR

**2006:** Team's leading receiver with 40 catches, including five for touchdowns ... finished third on the team in receiving yards (452) ... received UC's Special Teams Player of the Year award ... ranked fourth in the BIG EAST and 20th nationally in kickoff return yardage (25.8) ... carded a career-long 58-yard return vs. Miami (OH) ... 53-yard return at Ohio State earned him Special Teams Player of the Week ... ended the season with a streak of seven straight games with a catch ... MVP of the International Bowl after making seven catches for 109 yards and two TDs ... registered nine games with multiple receptions ... opened the season with a four-catch, 48-yard performance, including two scores, vs. Eastern Kentucky ... recorded a career-high eight receptions for 70 yards vs. Pittsburgh, earning team Offensive Player of the Week honors ... made the game-tying TD catch with 2:19 left in the win at Connecticut, finishing the day with five receptions for 50 yards.

**2005:** Played in nine games and finished with 12 receptions for 163 yards and two touchdowns ... recorded five receptions for 64 yards and caught a TD pass at Miami (OH) ... tallied three catches for 59 yards, including a 46-yard play vs. West Virginia ... caught a 25-yard TD pass at USF ... finished second on the team in all-purpose yards with 578 ... Bearcat Academic Honor Roll (Spring 2006).

**Colerain High School:** Garnered all-American honors after directing Kerry Coombs' squad to the Ohio Division I title and a No. 5 ranking nationally by *USA Today* ... rushed



*Dominick Goodman*



# BEARCAT BIOGRAPHIES



## Dustin GRUTZA

6-2 • 195

Junior

Maysville, Ky.

Mason County

4  
QB

**2006:** Named the No. 1 signalcaller at the end of the preseason and started the first 10 games ... completed 60.9 percent of his attempts for the fourth-best single-season completion percentage by a UC passer ... tossed a touchdown pass in six of the first seven games ... completed 9-of-15 passes for 161 yards, including a 51-yarder vs. Eastern Kentucky ... connected on 21-of-35 attempts for 189 yards and a touchdown along with two interceptions against Pittsburgh ... completed 18-of-22 pass attempts for 202 yards, including a 22-yard touchdown at Ohio State ... recorded 302 yards of total offense vs. Akron, throwing for 230 yards on 16-of-24 passing and rushing for another 72 yards, to earn UC's Offensive Player of the Week honors ... went 10-of-27 passing for 129 yards and totaled a career-high 74 rushing yards at Louisville ... hit on 11-of-18 passes for 105 yards against USF ... completed 13-of-18 passes for 205 yards and a touchdown vs. Syracuse to earn BIG EAST Offensive Player of the Week honors ... snapped his streak of 21 consecutive starts when he missed the Rutgers game due to injuries sustained the previous week at West Virginia ... went 6-for-9 for 59 yards passing at Connecticut ... completed 1-of-2 passes for seven yards and rushed for 22 in the International Bowl victory over Western Michigan ... Bearcat Academic Honor Roll (Spring 2007).

**2005:** Started under center in all 11 games ... winner of the team's Offensive Newcomer of the Year award ... completed 56 percent of his passes for 1,799 yards and 11 touchdowns to finish with a 111.1 passing efficiency rating ... completed 17-of-26 passes for 176 yards and two TDs in the season opener vs. Eastern Michigan, earning BIG EAST Conference Offensive Player of the Week honors ... passed for a career-high 286 yards at Penn State, completing 27-of-47 passes, also single-game bests ... registered a 65.3 completion percentage for 520 yards over his final three games ... Bearcat Academic Honor Roll (Fall 2005, Winter 2006).

**2004:** Redshirted ... winner of the Offensive Scout Team Player of the Year award.

**Mason County High School:** Three-year starting quarterback for head coach David Buchanan ... amassed career totals of 8,004 passing yards—the eighth-highest total in Kentucky prep history—and 82 touchdowns while rushing for 1,302 yards and 38 scores ... completed 63 percent of his passes ... recorded a 35-6 mark as a starting QB ... recorded 4,014 yards total offense and 52 touchdowns as a senior while helping his team to the state semifinals ... first-team all-league pick his junior and senior seasons ... rated as the No. 21 player in Kentucky by *Super Prep* ... led Mason County High School to a 35-2 record and the state championship in 2002-03 as the squad's point guard in basketball ... earned all-region honors and was named to the state all-tournament team ... National Honor Society member and recipient of the school's Distinguished Student Award his sophomore and junior years ... a 4.0 honor roll student for his high school career ... active in the school chorus.

**Dustin James Grutza:** Born July 29, 1986... son of Bob and Gwynn Grutza.

**Academic Major:** Industrial Management.

### Career Passing Statistics

Year	Att.	Comp.	Pct.	Int.	Yards	TD	Long	Effic.
2005	300	168	.560	11	1,799	11	56	111.1
2006	225	137	.609	13	1,632	9	51	123.5
Totals	525	305	.581	24	3,431	20	56	116.4

### Career Rushing Statistics

Year	Att.	Yards	Avg.	TD	Long
2005	106	28	0.3	2	21
2006	85	246	2.9	0	29
Totals	191	274	1.4	2	29

### Single-Game Bests

Pass Attempts: 47 at Penn State (9/10/05)

Completions: 27 at Penn State (9/10/05)

Passing Yards: 286 at Penn State (9/10/05)

Long Pass: 56 at Pittsburgh (10/8/05)

Passing Touchdowns: 2 (four times) last at Louisville (10/14/06)

Rushing Attempts: 17 at Louisville (10/14/06)

Rushing Yards: 74 at Louisville (10/14/06)

Long Rush: 29 at Louisville (10/14/06)



*Dustin Grutza*





## Ben GUIDUGLI

6-2 • 230

Freshman

Fort Thomas, Ky.

Highlands

19  
TE

**2006:** Redshirted ... recognized as Scout Team Player of the Week for his efforts leading up to the Eastern Kentucky and Pittsburgh contests.

**Highlands High School:** First-team all-state selection as a senior for head coach Dale Mueller ... amassed 1,050 yards and had six touchdown receptions ... three-year regular who helped team to a state championship as a junior after a runner-up finish his sophomore season ... a second-team all-state linebacker as a junior, catching 10 touchdown passes and returning three interceptions for scores.

**Benjamin Antonio Guidugli:** Born Oct. 22, 1987 ... son of Dave and Sherry Guidugli ... brother Gino was a four-year starting quarterback at UC who led the Bearcats to three bowl games ... brother Jeff played wide receiver at Southeastern Louisiana.

**Academic Major:** Communications.



## Chris HARRISON

6-4 • 275

Freshman

Youngstown, Ohio

Liberty

99  
DL

**2006:** Redshirted.

**Liberty High School:** Earned first-team all-Ohio honors as a senior for head coach Jeff Whitaker ... recorded 29 solo tackles and 91 assisted stops, 13.5 tackles for loss and 11.5 sacks to help the Leopards to a 12-1 record and a repeat bid to the regional finals in 2005 ... a first-team all-Trumbull Athletic Conference pick as a junior ... program boasted a 31-5 record during his three seasons.

**Chris L. Harrison:** Born Jan. 5, 1988.

**Academic Major:** Exploratory Studies.



## Anthony HOKE

6-1 • 230

Senior

Warren, Ohio

Harding

12  
DE

**2006:** Filled the starting spot at defensive end for all 13 games ... finished second in sacks (5.5) and fourth in tackles for loss (8.5) ... recorded a career-high seven takedowns, highlighted by 2.5 TFLs vs. Eastern Kentucky ... registered four stops at Ohio State ... made a fumble recovery at Louisville ... tallied four hits including a sack vs. USF ... notched five tackles and a forced fumble at West Virginia ... carded a sack and three total tackles in the International Bowl win.

**2005:** Competed at defensive end, linebacker and interior pass rusher ... missed the season finale due to injury ... posted five tackles, four of them solos, at Syracuse ... also tallied a sack and a forced fumble vs. the Orange ... notched three stops, including one for a loss at Miami (OH) ... paced the team with three forced fumbles.

**2004:** Named to the C-USA All-Freshman Team ... true freshman saw action in the final eight games as a backup on the defensive line and with several of the kicking teams ... recorded four tackles with 1.5 sacks vs. USF ... his fumble recovery as a member of the kickoff team set up UC's first TD in the win over Southern Miss ... recipient of UC's Defensive Newcomer of the Year award.

**Warren G. Harding High School:** Three-year starter at defensive end and tight end ... Ohio Division I Defensive Player of the Year ... two-time all-conference and all-county selection ... capped his prep career with the Northeast Ohio Defensive Player of the Year award ... helped the Raiders to a 36-4 record during his four years ... an all-Steel Valley Conference and all-county choice as a junior, helping the team to a 14-1 record and a runner-up finish in the state playoffs.

**Anthony R. Hoke:** Born June 19, 1986 in Warren, Ohio ... son of Tracy Hoke.

**Academic Major:** Criminal Justice.

### Career Defensive Statistics

Year	Solo	Assist	Total	TFL -Yd	Sack -Yd	Int.	FF	FR -Ret	PBU	QBH
2004	4	5	9	1.5-8	1.5-8	0	0	1-0	0	1
2005	14	7	21	2.0-15	2.0-10	0	0	0-0	0	1
2006	19	13	32	8.5-42	5.5-29	0	0	1-0	0	3
Totals	37	25	62	12.0-65	9.0-47	0	0	1-0	0	5

### Single-Game Bests

Tackles: 7 vs. Eastern Kentucky (9/2/06)

Solo Tackles: 4 vs. Eastern Kentucky (9/2/06)


Assisted Tackles: 3 (twice) last at West Virginia (11/11/06)

Tackles for Loss: 2.5 vs. Eastern Kentucky (9/2/06)

Sacks: 1.5 vs. USF (11/20/04)

Forced Fumbles: 1 (four times) last at West Virginia (11/11/06)


Fumble Recoveries: 1 (three times) last at Louisville (10/14/06)



Anthony Hoke



# BEARCAT BIOGRAPHIES



## Adam HOPPEL

6-2 • 275  
Junior  
Lisbon, Ohio  
Beaver Local

67  
DL

**2006:** Joined the starting lineup for three of the final five contests ... recorded five tackles, three of them solos, vs. USF in his first start ... honored as the Scout Team Defensive Player of the Week at Louisville and then made a pair of stops in the game ... hurried the pass that led to an interception and 84-yard touchdown return in the win over Rutgers ... collected two tackles at West Virginia.

**2005:** Provided depth to the defensive line ... saw action in four games.

**2004:** Redshirted.

**Beaver Local High School:** Eastern Ohio District Player of the Year and a second-team all-Ohio selection as a senior, under the coaching of Rich Wright ... earned all-Eastern Ohio District honors in each of his final three seasons ... named area player of the year by the *East Liverpool Journal* ... amassed 217 career tackles and 26 sacks ... Ohio Division II wrestling champion in 2002 and a runner-up in 2003.

**Adam Lee Hoppe:** Born May 30, 1985 ... son of Carl and Patty Hoppe ... father was a three-time state wrestling champion ... uncle Jim Hoppe wrestled at Bowling Green and is a member of the Falcons' Athletic Hall of Fame ... cousin Mark Hoppe was an NCAA Division III wrestling national champion at Muskingum.

**Academic Major:** Marketing.

### Career Defensive Statistics

Year	Solo	Assist	Total	TFL	-Yd	Sack	-Yd	Int.	FF	FR	-Ret	PBU	QBH
2005	0	0	0	0	-0	0	-0	0	0	0	-0	0	0
2006	6	6	12	0.5	-2	0.5	-2	0	0	0	-0	0	2
Totals	6	6	12	0.5	-2	0.5	-2	0	0	0	-0	0	2

### Single-Game Bests

Tackles: 5 vs. USF (10/22/06)

Solo Tackles: 3 vs. USF (10/22/06)

Assisted Tackles: 2 (twice) last at West Virginia (11/11/06)



## Charley HOWARD

6-4 • 210  
Sophomore  
Gahanna, Ohio  
Lincoln

87  
WR

**2006:** Suffered an injury prior to the season ... did not see any game action.

**2005:** Redshirted ... Bearcat Academic Honor Roll (Winter 2006, Spring 2006).

**Lincoln High School:** Earned first-team all-state honors as a senior under the coaching of Mike Lanza ... two-year starter at wide receiver and free safety ... an all-league and all-region pick as a senior ... helped the school's 4x100 and 4x400 relay teams reach the state championships ... also lettered in swimming as a diver.

**Charles Dennis Howard:** Born Nov. 28, 1986 ... son of Philip and Elizabeth Howard.

**Academic Major:** Psychology.



## Kevin HUBER

6-1 • 210  
Junior  
Cincinnati, Ohio  
McNicholas

47  
P

**2006:** Boomed two punts for a 50.5 yards per punt average in the International Bowl ... named to the BIG EAST All-Academic Team ... Bearcat Honor Roll (Fall 2006, Winter 2007).

**2005:** Notched five punts for an average of 33.2 yards, having two efforts stop inside the 20-yard line vs. Eastern Michigan.

**2004:** Redshirted ... Topcat Honor Roll (Winter 2005) ... Bearcat Academic Honor Roll (Spring 2005) ... C-USA Commissioner's Honor Roll (2004-05).

**McNicholas High School:** Three-time all-league selection for head coach John Rodenburg ... Greater Catholic League's Punter of the Year his junior and senior seasons.

**Kevin J. Huber:** Born July 16, 1985 in Cincinnati, Ohio ... son of Ed and Kathi Huber.

**Academic Major:** Finance.

### Career Punting Statistics

Year	No.	Yards	Avg.	Long	TB	FC	50+	120
2005	5	166	33.2	49	0	1	0	3
2006	2	101	50.5	51	0	1	2	0
Totals	7	267	38.1	51	0	2	2	3

### Single-Game Bests

Punts: 4 vs. Eastern Michigan (9/1/05)

Punting Yards: 117 vs. Eastern Michigan (9/1/05)

Average: 50.5 vs. Western Michigan (1/6/07)

Long: 51 vs. Western Michigan (1/6/07)

Inside 20: 2 vs. Eastern Michigan (9/1/05)



## Earnest JACKSON

6-3 • 220  
Senior  
Southfield, Mich.  
Detroit Country Day

14  
TE

**2006:** Started four games ... made a catch in 10 consecutive games before being shut out at Virginia Tech ... notched three receptions for 59 yards vs. Eastern Kentucky ... made three catches for 54 yards vs. Syracuse ... had a 42-yard reception vs. West Virginia ... sat out the regular season finale due to injury.

**2005:** Ended the season third on the team in receptions with 27 for a team-leading 364 yards and three touchdowns ... started 10 games ... tied a career high with seven receptions for 86 yards at Syracuse ... registered four catches for 37 yards at Penn State ... caught three passes for 85 yards at Pittsburgh, including a career-long 56-yard pass play ... caught four passes for 53 yards and a score vs. Louisville.

**2004:** Finished as squad's No. 4 receiver ... made four catches for 48 yards vs. East Carolina ... recorded career highs of seven receptions for 89 yards vs. UAB ... caught four passes for 24 yards, including an eight-yard touchdown, in the win over Marshall in the Fort Worth Bowl ... recipient of UC's Newcomer of the Year award on offense ...



Bearcat Academic Honor Roll (Spring 2005) ... C-USA Commissioner's Honor Roll (2004-05).

**Detroit Country Day High School:** Three-year starter at quarterback for head coach Dan MacLean ... earned all-county, all-area and first-team all-state honors at defensive back ... rated as the No. 27 player in the state by the *Detroit News* ... rushed for over 1,500 yards and passed for over 4,800 yards and 54 TDs during his career.

**Earnest Lee Jackson:** Born Feb. 18, 1986 ... son of Earnest and Denise Jackson.

**Academic Major:** Marketing.

### Career Receiving Statistics

Year	Rec.	Yards	Avg.	TD	Long
2004	24	314	13.1	1	42
2005	27	364	13.5	3	56
2006	17	223	13.1	0	42
Totals	68	901	13.2	4	56


### Single-Game Bests

Receptions: 7 (twice) last at Syracuse (10/29/05)

Receiving Yards: 89 vs. UAB (10/2/04)

Long Reception: 56 at Pittsburgh (10/4/05)

Touchdowns: 1 (4 times) last vs. Louisville (10/22/05)



*Earnest Jackson*



**Brad JONES**

6-2 • 195  
Sophomore  
Canton, Ohio  
McKinley

**25 DB**

**2006:** Made his debut on special teams ... saw action in four games ... Scout Team Specialist of the Week for the Miami (OH) and Syracuse games.

**2005:** Redshirted.

**McKinley High School:** A first-team all-Ohio pick as a senior who helped lead the Bulldogs to the Division I state finals ... three-year letterwinner as a defensive back and wide receiver for head coach Brian Cross ... sprinter who helped the 4x100 and 4x200 relays reach the state track finals.

**Bradley Sherman Jones, Jr.:** Born Feb. 19, 1987 ... son of Patricia and Bradley Jones, Sr.

**Academic Major:** Communications.



**Doug JONES**

6-4 • 275  
Senior  
Erlanger, Ky.  
Dixie Heights

**86 TE**

**2006:** Started seven games at fullback ... opened the year with a catch in each of the first three games ... totaled three receptions for 61 yards and 12 rushing yards on three carries vs. Akron ... shared UC's Offensive Player of the Week award vs. Syracuse ... Bearcat Academic Honor Roll (Fall 2006, Winter 2007) ... Topcat Honor Roll (Spring 2007).

**2005:** Started eight of the first 10 games, missing the season finale due to injury ... finished with 15 receptions and a 7.1 yards per catch average ... totaled three catches for 24 yards in the season opener vs. Eastern Michigan ... made two catches for 23 yards at Penn State ... caught two passes for 27 yards at Miami (OH) ... tallied a pair of receptions for 17 yards at USF ... Bearcat Athletic Honor Roll (Fall 2005).

**2004:** Named to the Conference USA All-Freshman Team ... moved from tight end to fill the fullback position ... rushed for 16 yards on two carries vs. Miami (OH) ... had three catches for 34 yards and a touchdown vs. Army ... posted career highs of six receptions for 51 yards vs. USF ... caught passes in seven of his last eight games and made TD receptions in four of those contests ... team's sixth-leading receiver with 21 receptions ... Bearcat Academic Honor Roll (Winter 2005, Spring 2005).

**2003:** Redshirted ... Bearcat Athletic Honor Roll (Fall 2003).

**Dixie Heights High School:** First-team all-city choice as a junior for head coach Tom Spritzky ... missed his entire senior campaign due to injury ... caught 32 passes for 352 yards and seven touchdowns as a junior, helping the team to a 9-3 record ... named to the Northern Kentucky All-Star teams by both the *Cincinnati Enquirer* and the *Cincinnati Post* ... first-team all-league as a sophomore.

**Doug Michael Jones:** Born Nov. 16, 1984 ... son of Ronald and Linda Jones.

**Academic Major:** Finance.

### Career Receiving Statistics

Year	Rec.	Yards	Avg.	TD	Long
2004	21	201	9.6	4	30
2005	15	107	7.1	0	14
2006	11	123	11.2	0	32
Totals	47	431	9.2	4	32

### Single-Game Bests

Receptions: 6 vs. USF (11/20/04)

Receiving Yards: 51 vs. USF (11/20/04)

Long Reception: 32 vs. Akron (10/7/06)

Touchdowns: 1 (4 times) last vs. USF (11/20/04)



# BEARCAT BIOGRAPHIES



## Chris JUREK

6-2 • 265  
Sophomore  
Southfield, Mich.  
Southfield-Lathrup

56  
OL

**2006:** Served as a backup center ...also worked as a backup long snapper ...Scout Team Offensive Player of the Week for the Louisville game.

**2005:** Redshirted.

**Southfield-Lathrup Senior High School:** Three-year starter at center who helped head coach Stephan Thompson's squads qualify for the state playoffs in 2003 and 2004 ... earned first-team all-city and all-metro recognition and was an honorable mention all-state pick ...rated as the No. 22 player in the state of Michigan by the *Detroit News* ... was a catcher on the baseball team and threw the shot put and discus in track and field ...also participated in wrestling.

**Christopher Michael Jurek:** Born June 10, 1987 ... son of Bob and Cathi Jurek ... cousin Scott Jurek played football at Eastern Michigan.

**Academic Major:** Secondary Education.



## Jeff LINKENBACH

6-6 • 308  
Sophomore  
Sandusky, Ohio  
Margaretta

71  
OL

**2006:** Won the starting assignment at left tackle with his performance in preseason drills ... garnered UC's Offensive Newcomer of the Year Award ... named to *The Sporting News'* BIG EAST All-Freshman Team ... Topcat Scholar (Fall 2006, Spring 2007).

**2005:** Redshirted ... Topcat Scholar (Fall 2005) ... Bearcat Academic Honor Roll (Winter 2006).

**Margaretta High School:** Two-time all-league and all-district selection coach Don Wilson ...three-year starter on defense and two-year starter on offense ...won team's Best Offensive Lineman and Best Defensive Lineman awards in 2004 ... honorable mention all-state as a senior ... named to the conference all-academic team three times ... elected to the National Honor Society ... participated on the Academic Challenge team.

**Jeffrey Scott Linkenbach, II:** Born June 9, 1987 ... son of Jeff and Robin Linkenbach.

**Academic Major:** Business.



## Jason KELCE

6-3 • 275  
Freshman  
Cleveland Heights, Ohio  
Cleveland Heights

60  
OL

**2006:** Redshirted ... earned the Scout Team Defensive Player of the Year Award ... won Scout Team Defensive Player of the Week honors for the Akron and Rutgers games.

**Cleveland Heights High School:** Two-time all-league selection for head coach Mike Jones ... league defensive MVP ... made 105 tackles at linebacker as a senior ... also recorded 33 tackles for loss and returned a fumble for a touchdown ... averaged 9.5 yards per carry as a running back.

**Jason D. Kelce:** Born Nov. 5, 1987 ... son of Ed and Donna Kelce ... uncle Don Blalock played football at Purdue and grandfather Don Blalock played football at Ohio.

**Academic Major:** Exploratory Studies.

Jeff Linkenbach







## Ryan MANALAC

6-0 • 220

Junior

Pickerington, Ohio  
Central

45  
LB



## Jared MARTIN

6-1 • 185

Sophomore

Green Springs, Ohio  
Clyde

24  
WR

**2006:** Started the opener at outside linebacker ... competed as a backup in the final 11 games ... posted five tackles each in back-to-back performances at Ohio State and Virginia Tech ... registered two stops vs. Akron ... a regular contributor on special teams ... Bearcat Academic Honor Roll (Fall 2006, Winter 2007).

**2005:** Competed in all 11 games at middle linebacker, making starts vs. Western Carolina and at Miami (OH) ... recorded a career-high six tackles vs. West Virginia, and matched that the following game at USF ... recorded four tackles, all solos, vs. Western Carolina ... named to the BIG EAST Conference All-Academic Football Team ... Topcat Scholar (Fall 2005) ... Bearcat Academic Honor Roll (Winter 2006, Spring 2006).

**2004:** Redshirted ... twice named Scout Team Player of the Week ... C-USA Commissioner's Honor Roll (2004-05) ... Bearcat Academic Honor Roll (Fall 2004, Winter 2005).

**Central High School:** Three-year letterman under the coaching of Jay Sharrett ... earned first-team all-league and all-district honors as a senior while leading the Tigers to the state playoffs ... also lettered in basketball, baseball and track.

**Ryan Joseph Manalac:** Born Oct. 20, 1985 ... son of Steve and Michele Manalac.

**Academic Major:** Finance.

### Career Defensive Statistics

Year	Solo	Assist	Total	TFL -Yd	Sack -Yd	Int.	FF	FR -Ret	PBU	QBH
2005	11	11	22	0-0	0-0	0	0	10	1	0
2006	10	5	15	1.0-4	0.5-4	0	0	00	2	1
Totals	21	16	37	1.0-4	0.5-4	0	0	10	3	1

### Single-Game Bests

Solo Tackles: 4 (twice) last at Ohio State (9/16/06)

Assisted Tackles: 5 at USF (11/19/05)

Tackles: 6 (twice) last at USF (11/19/05)



Ryan Manalac

**2006:** Emerged as a contributor in the wide receiver rotation, seeing action in nine games ... first collegiate catch was a 22-yard touchdown at Ohio State ... made a five-yard catch vs. Syracuse ... snagged two passes for 19 yards at West Virginia ... caught an eight-yard pass vs. Rutgers ... registered a 19-yard catch in the International Bowl.

**2005:** Redshirted ... recognized as UC's Offensive Scout Team Player of the Year ... Bearcat Academic Honor Roll (Fall 2005, Spring 2006).

**Clyde High School:** Coached by his father, Mike Martin ... earned first-team all-Ohio honors as a senior ... fueled the Fliers to an 8-3 record and an appearance in the state playoffs as quarterback and defensive back ... earned first-team all-Sandusky Bay Conference and all-district recognition each of his final two seasons ... named to the Ohio North-South All-Star game ... qualified for the state wrestling finals as a junior ... finished his prep career with the 300-meter hurdles state championship.

**Jared Michael Martin:** Born April 21, 1987 ... son of Mike and Kim Martin ... father participated in football and track at Defiance College.

**Academic Major:** Criminal Justice.

### Career Receiving Statistics

Year	Rec.	Yards	Avg.	TD	Long
2006	6	73	12.2	1	22

### Single-Game Bests

Receptions: 2 at West Virginia (11/11/06)

Receiving Yards: 22 at Ohio State (9/16/06)

Long Reception: 22 at Ohio State (9/16/06)



Jared Martin



# BEARCAT BIOGRAPHIES



## Ricardo MATHEWS

6-3 • 270  
Sophomore  
Jacksonville, Fla.  
Terry Parker

90  
DL

**2006:** Joined the defensive tackle rotation in the fourth game of the season ... played in seven of the last 10 contests... recorded a pair of stops at West Virginia ... Bearcat Academic Honor Roll (Fall 2006).

**Terry Parker High School:** Three-time first-team all-conference selection for head coach Greg Stanton's squad ... multiple-sport athlete who reached the state track championships and was a conference champion wrestler.

**Ricardo Eugene Mathews, Jr.:** Born July 30, 1987... son of Ricardo, Sr. and Jacquelyn Mathews.

**Academic Major:** Industrial Technology.



*Ricardo Mathews*



## Ben MAUK

6-1 • 200  
Graduate  
Kenton, Ohio  
Kenton/Wake Forest

9  
QB

**2006:** Completed 14-of-21 passes for 105 yards and a touchdown in Wake Forest's season opener before suffering a season-ending injury vs. Syracuse ... member of Wake Forest's ACC Championship squad that appeared in the Orange Bowl.

**2005:** Played in seven games and finished 3-3 as a starter ... averaged a team-high 126.7 yards of total offense per game ... went 15-of-26 for 198 yards passing and also rushed for 31 yards and a score vs. Vanderbilt ... went 18-for-35 against Maryland for 133 yards ... completed 13-of-17 passes against N.C. State for 140 yards ... went 11-for-22 at Duke for 138 yards with an interception ... also rushed for a season-high 42 yards against the Blue Devils, including a touchdown.

**2004:** Named to *The Sporting News'* ACC All-Freshman Team ... played in 10 games, starting the final three ... the Demon Deacons' second-leading rusher with 295 yards ... made a splash on his first collegiate snap by completing the longest touchdown pass in Wake Forest history, an 85-yarder at Clemson ... finished 3-for-4 for 101 yards and a touchdown against the Tigers ... saw first extensive action against Duke in relief and completed 11-of-20 passes for 127 yards and a touchdown while also rushing for 62 yards ... totaled 100 yards passing and 96 yards rushing on 12 carries vs. North Carolina.

**2003:** Redshirted.

**Kenton High School:** Set national records with 6,540 passing yards and 76 touchdowns through the air his senior season ... set national career passing records for completions (1,105), attempts (1,931) and yards (17,534) and is second with 179 career passing touchdowns ... led the Wildcats to back-to-back state championships ... Ohio's 2002 Mr. Football ... Gatorade's 2002 State of Ohio Football Player of the Year ... earned the 2002 Art Tuinor Award from the Ohio High School Football Coaches Association ... coached by father, Mike Mauk ... member of the National Honor Society.

**Personal:** Born January 4, 1985... son of Mike and Gwyn Mauk.

### Career Passing Statistics

Year	Comp.	Att.	Pct.	Int.	Yards	TD	Long	Effic.
2004 (WF)	49	94	.521	3	572	2	85	103.88
2005 (WF)	85	158	.538	6	845	1	45	93.22
2006 (WF)	14	21	.667	1	105	1	17	114.86
Totals	148	273	.542	10	1,522	4	85	98.55

### Career Rushing Statistics

Year	Att.	Yards	Avg.	TD	Long
2004 (WF)	58	295	5.1	0	27
2005 (WF)	64	45	0.7	2	11
2006 (WF)	7	6	0.9	0	16
Totals	129	346	2.7	2	27

### Single-Game Bests

Pass Attempts: 35 vs. Maryland (9/24/05)

Completions: 18 vs. Maryland (9/24/05)

Passing Yards: 198 vs. Vanderbilt (9/1/05)

Long Pass: 85 at Clemson (9/4/04)

Rushing Attempts: 13 vs. Vanderbilt (9/1/05)

Rushing Yards: 96 vs. North Carolina (11/13/05)





## Collin McCAFFERTY

6-2 • 200  
Freshman  
Maineville, Ohio  
Kings



**2006:** Redshirted ... Bearcat Academic Honor Roll (Fall 2006).

**Kings High School:** Helped Andy Olds' squad win three straight Fort Ancient Valley Conference titles ... rushed for 1,271 yards and 22 scores and notched 71 total tackles as a senior on his way to a first-team all-state and FAVC Player of the Year honors.

**Collin Bradley McCafferty:** Born April 17, 1987 ... son of Eric and Vicki McCafferty.

**Academic Major:** Civil Engineering Technology.



## Donnell McKENZIE

6-2 • 240  
Sophomore  
Aliquippa, Pa.  
Aliquippa



**2006:** Moved from defensive end to fullback ... rushed for three yards and made two tackles at Virginia Tech ... made a tackle vs. Miami (OH) ... Bearcat Academic Honor Roll (Fall 2006).

**2005:** Redshirted ... honored as UC's Defensive Scout Team Player of the Year.

**Aliquippa High School:** First-team all-state and all-conference pick who was also named to the *Pittsburgh Press* Top 22 and *Tribune Review* Terrific 25 teams.

**Donnell Lee McKenzie:** Born Dec. 30, 1985 ... son of Donald and Marie McKenzie.

**Academic Major:** Criminal Justice.



## Mike MICKENS

6-0 • 165  
Junior  
Huber Heights, Ohio  
Wayne



**2006:** Second-team all-BIG EAST choice ... ended the campaign second in the BIG EAST and eighth nationally in passes defended (3 interceptions, 15 breakups) ... finished sixth on the team in tackles (59) ... recorded two interceptions, both stopping drives deep in UC territory, vs. Rutgers ... tallied nine tackles at Louisville ... a first-team preseason all-BIG EAST selection by *Phil Steele's College Football*, which also rated him the No. 38 cornerback in the country ... named to the preseason All-BIG EAST second team by *The Sporting News*.

**2005:** Won the starting position at cornerback during preseason practice and became a mainstay in the secondary ... earned second-team Freshman all-America recognition by *Football News* and was named honorable mention Freshman all-America by *The Sporting News* ... a second-team all-BIG EAST selection ... took home a share of UC's

Defensive Newcomer of the Year award ... ended his rookie year second nationally in passes defended, averaging 1.5 per game ... team's sixth-leading tackler with 51 stops ... launched his career with a five-tackle performance in the season opener vs. Eastern Michigan ... recorded eight tackles, seven of them solos, at Penn State ... posted a career-high 11 tackles at Miami (OH) ... carded 11 PBUs over a four-game period ... recorded his first career interception to help seal the win over Connecticut.

**Wayne High School:** Two-time all-Greater Western Ohio Conference cornerback for head coach Jay Minton ... helped the Warriors to a 24-9 record and two league titles during his three seasons ... amassed 205 tackles and 10 interceptions, blocked four field goals and returned a kickoff for a TD during his career ... a state 300-meter hurdles champion as a junior ... helped school's 4x400 meter relay team to a second-place finish at the state finals during his sophomore year.

**Michael Craig Mickens:** Born July 24, 1987 ... son of Marsha Mickens.

**Academic Major:** Criminal Justice.

### Career Defensive Statistics

Year	Solo	Assist	Total	TFL -Yd	Sack -Yd	Int.	FF	FR -Ret	PBU	QBH
2005	38	13	51	2.5 -13	0.0 -0	1	0	0 -0	14	0
2006	39	20	59	2.5 -8	1.0 -6	3	1	1 -0	15	1
Totals	77	33	110	5.0 -21	1.0 -6	4	1	1 -0	29	1

### Single-Game Bests

Solo Tackles: 8 at Louisville (10/14/06)

Assisted Tackles: 5 at Miami (OH) (9/28/05)

Tackles: 11 at Miami (OH) (9/28/05)

Tackles for Loss: 1 (four times) last at Connecticut (11/25/06)

Interceptions: 2 vs. Rutgers (11/18/06)

Pass Deflections: 4 vs. Rutgers (11/18/06)





## BEARCAT BIOGRAPHIES

**Greg  
MOORE**

6-2 • 220

Senior

Dayton, Ohio

Trotwood-Madison

**48  
RB**

**2006:** Winner of the team's Brig Owens Award as the top offensive back ... leader of the ground game with 709 rushing yards and four touchdowns ... his 4.3 yards per carry was tops on the team ... drew the starting assignment in eight of the final nine games ... carried the ball 10 times for 45 yards vs. Eastern Kentucky ... made 16 carries for 48 yards at Virginia Tech ... rushed 20 times for 119 yards, both career highs and season bests by a Bearcat, vs. Miami (OH), earning BIG EAST Honor Roll plaudits ... carded 96 yards on 19 rushes and a 20-yard catch at Louisville to earn the team Offensive Player of the Week award ... made 12 carries for 66 yards vs. USF ... totaled 57 yards on 10 carries vs. Western Michigan in the International Bowl.

**2005:** Contributed to the running back rotation in nine games, finishing as the team's second-leading rusher ... his 4.8-yards per carry average was tops among the regular rushers ... caught a screen pass and turned it into a 38-yard touchdown in the season opener vs. Eastern Michigan ... rushed for 50 yards on seven carries vs. Eastern Michigan ... amassed 64 yards on 11 carries vs. Connecticut and had a 20-yard reception ... recorded career highs of 16 attempts and 75 yards vs. Louisville ... had 64 yards on 10 carries vs. Syracuse ... also saw action on special teams.

**2004:** Played in 11 games on the kicking teams and saw spot duty at running back ... named Special Teams Player of the Week for the Southern Miss. game.

**2003:** Redshirted.

**Trotwood-Madison High School:** First-team all-region honoree as a senior, playing for coach Maurice Douglass ... carried 101 times for 1,104 yards and 15 touchdowns as a senior, while adding 56 tackles, six quarterback sacks and four forced fumbles ... earned first-team all-district and all-conference accolades ... named second-team all-league as a junior, when he picked up 560 yards on 85 carries with four TDs.

**Greg Moore, Jr.:** Born Oct. 5, 1984... son of Greg Moore, Sr. and Marian Grigsby.

**Academic Major:** Criminal Justice.

**Career Rushing Statistics**

Year	Att.	Yards	Avg.	TD	Long
2004	4	7	1.8	0	5
2005	62	297	4.8	0	28
2006	162	709	4.4	4	55
Totals	228	1,013	4.4	4	55

**Career Receiving Statistics**

Year	Rec.	Yards	Avg.	TD	Long
2004	0	0	—	0	0
2005	4	94	23.5	1	38
2006	12	86	7.2	0	20
Totals	16	180	11.2	1	38

**Single-Game Bests**

Rushing Attempts: 20 vs. Miami (OH) (9/30/06)

Rushing Yards: 119 vs. Miami (OH) (9/30/06)

Receptions: 3 at Virginia Tech (9/23/06)

Receiving Yards: 38 vs. Eastern Michigan (9/1/05)

Touchdowns: 1 (five times) last vs. Syracuse (10/28/06)

**Greg Moore****Justin  
MOORE**

6-0 • 170

Freshman

Cincinnati, Ohio

Colerain

**32  
DB**

**2006:** Redshirted.

**Colerain High School:** A first-team all-Greater Miami Conference choice at safety on the Division I state champion team as a senior ... a four-time Greater Miami Conference All-Academic honoree ... member of Spanish Honor Society ... a three-sport athlete for the Cardinals.

**Justin Anthony Moore:** Born April 11, 1987 ... son of Michael and Laura Moore... cousins Darryll (1999-2002) and Derrick Ransom (1994-97) were both standouts for the Bearcats.

**Academic Major:** Communications.





## Leo MORGAN

6-1 • 205

Senior

South Windsor, Conn.

Bloomfield/Lackawanna J.C.

55  
LB



## Haruki NAKAMURA

5-10 • 190

Senior

Elyria, Ohio

Lakewood St. Edward

13  
DB

**2006:** Started the final 10 games at strongside linebacker ... team's fourth-leading tackler (62) ... notched five stops, including a sack, vs. Miami (OH) ... carded four tackles, with one for loss vs. Akron to earn UC's Defensive Player of the Week honors ... tallied six stops, with two tackles for loss at Louisville ... recorded a career-best seven tackles, all solos, vs. Syracuse ... equaled his personal best with seven tackles at Connecticut ... made six tackles in the International Bowl victory over Western Michigan.

**2005:** Competed in seven games as a reserve ... Bearcat Academic Honor Roll (Fall 2005).

**Lackawanna Junior College:** Starter at middle linebacker for head coach Mark Duda ... made 64 tackles in the middle of the Falcons' defense in his one season.

**Bloomfield High School:** Helped the team to four straight state championships ... earned first-team all-state recognition as a senior ... team went 45-2-1 during his career.

**Leighton L. Morgan, Jr.:** Born Feb. 11, 1983, in Clarendon, Jamaica ... son of Leighton Morgan, Sr. and DeSreen Knight

**Academic Major:** Criminal Justice.

### Career Defensive Statistics

Year	Solo	Assist	Total	TFL -Yd	Sack -Yd	Int.	FF	FR -Ret	PBU	QBH
2005	0	3	3	0-0	0-0	0	0	0-0	0	0
2006	36	26	62	5.5 -19	1.0 -3	0	0	0-0	1	0
Totals	36	29	65	5.5 -19	1.0 -3	0	0	0-0	1	0

### Single-Game Bests

Solo Tackles: 7 vs. Syracuse (10/28/06)

Assisted Tackles: 5 (twice) last vs. Western Michigan (1/6/07)

Tackles: 7 (twice) last at Connecticut (11/25/06)

Tackles for Loss: 2 at Louisville (10/14/06)



Leo Morgan

**2006:** Team's No. 3 tackler with 66 takedowns ... finished second in pass deflections (6) ... returned five punts for 14 yards and one kickoff 20 yards ... made five tackles and an interception vs. Eastern Kentucky, earning BIG EAST Honor Roll mention ... tallied five stops, including a tackle for loss, vs. Pittsburgh ... collected five tackles and a pass breakup at Virginia Tech ... recorded a season-high nine tackles, including six solos, vs. Miami (OH) ... collected five hits and a pass breakup vs. Akron ... totaled six tackles at Connecticut ... equaled his season-high with nine tackles vs. Western Michigan in the International Bowl win ... Bearcat Academic Honor Roll (Fall 2006).

**2005:** Paced the defense with 76 tackles and 45 solo tackles ... co-leader in interceptions with two ... led UC in punt returns, averaging 8.0 yards on 11 returns ... posted career highs with eight solo tackles and 12 total stops at Penn State ... tied his career high for tackles with 12 each at Miami (OH) and West Virginia ... totaled four hits and a forced fumble vs. Connecticut ... made eight tackles vs. USF.

**2004:** True freshman who made an impact with his play on special teams ... saw action in seven games ... played as the nickel back vs. Marshall in the Fort Worth Bowl ... Bearcat Academic Honor Roll (Fall 2004).

**Lakewood St. Edward High School:** Earned first-team all-county and all-region honors and was a second-team all-state selection as a senior for head coach John Gibbons ... led the Eagles in receptions with 39 for 490 yards in 2003 ... averaged 25 yards per kick return and 10 yards per punt return ... made five interceptions and averaged 10 tackles per game ... helped program to the Ohio Division I state playoff finals.

**Haruki Nakamura:** Born April 18, 1986 ... son of Karen Nakamura and the late-Ryozo Nakamura ... brother Yoshi wrestled in the US Olympic Trials ... sister was a national champion in judo.

**Academic Major:** Criminal Justice.

### Career Defensive Statistics

Year	Solo	Assist	Total	TFL -Yd	Sack -Yd	Int.	FF	FR -Ret	PBU	QBH
2004	1	2	3	0-0	0-0	0	0	0-0	0	0
2005	45	31	76	2.5 -7	1.0 -4	2	1	1-0	4	1
2006	43	23	66	1.0 -4	0-0	1	0	0-0	6	0
Totals	89	56	145	3.5 -11	1.0 -4	3	1	1-0	10	1

### Career Punt Return Statistics

Year	Att.	Yards	Avg.	TD	Long
2004	0	0	—	0	0
2005	11	88	8.0	0	25
2006	5	14	2.8	0	12
Totals	16	102	6.4	0	25

### Single-Game Bests

Solo Tackles: 8 at Penn State (9/10/05)

Assisted Tackles: 7 vs. West Virginia (11/9/05)

Tackles: 12 (three times) last vs. West Virginia (11/9/05)

Interceptions: 1 (three times) last vs. Eastern Kentucky (9/2/06)

Pass Breakups: 3 vs. USF (10/22/06)

Long Punt Return: 25 at Pittsburgh (10/8/05)



# BEARCAT BIOGRAPHIES



## Lamonte NELMS

6-3 • 235

Junior

Ravenna, Ohio

Ravenna

**10**  
**DE**

**2006:** Played in five games as a backup at defensive end and on the PAT/FG team... made a tackle in the International Bowl win over Western Michigan ... Scout Team Defensive Player of the Week for his performance prior to the Miami (OH) game.

**2005:** Served as a backup defensive end and special teams contributor ... saw action in eight games ... notched a career-high three tackles vs. Louisville.

**2004:** Redshirted.

**Ravenna High School:** Captured Ohio Division III Defensive Player of the Year honors as a senior for head coach Jim Lunardi ... earned Portage Trail Conference Defensive MVP honors ... named to the Akron Touchdown Club All-Star Team ... chosen for the Ohio North-South All-Star Game ... recipient of the Gatorade Will to Win Award in 2003 ... National Honor Society member.

**Lamonte Robert Nelms, Jr.:** Born April 26, 1985 ... son of Louis and Michelle King.

**Academic Major:** Mechanical Engineering Technology.

### Career Defensive Statistics

Year	Solo	Assist	Total	TFL -Yd	Sack -Yd	Int.	FF	FR -Ret	PBU	QBH
2005	4	3	7	0-0	0-0	0	0	0-0	0	0
2006	1	0	1	0-0	0-0	0	0	0-0	0	0
Totals	5	3	8	0-0	0-0	0	0	0-0	0	0



## Jon NEWTON

6-3 • 275

Senior

Cincinnati, Ohio

Roger Bacon

**54**  
**DL**

**2006:** Saw action in five games as a reserve ... UC's Scout Team Defensive Player of the Week for the Syracuse and West Virginia games.

**2005:** Started eight games at defensive tackle and played significantly as an alternate in the other three ... finished with 20 tackles and three for loss ... shared a game-saving tackle on a fourth-and-one stop in the waning seconds of the Eastern Michigan win ... posted a career-high four tackles at Pittsburgh ... totaled two tackles including 1.5 for loss at Rutgers ... Bearcat Academic Honor Roll (Spring 2006).

**2004:** Moved from defensive tackle to the offensive line at the conclusion of spring practice, but returned to the defensive side late in the season ... played in two games.

**2003:** Debuted in the season opener vs. East Carolina ... sustained an injury and qualified for a medical hardship ... Bearcat Academic Honor Roll (Spring 2004).

**Roger Bacon High School:** First-team all-state honoree and league's defensive lineman of the year as a senior for head coach Dan Starkey ... three-time member of the all-league and all-city teams, earning first-team honors as junior and senior and second team as a sophomore.

**Jonathan Andrew Newton:** Born May 20, 1985 ... son of Tim and Chris Newton.

**Academic Major:** Criminal Justice.



## Tony PIKE

6-6 • 200

Sophomore

Cincinnati, Ohio

Reading

**15**  
**QB**

**2006:** Challenged for the backup quarterback role during preseason practice ... did not see any game action.

**2005:** Redshirted ... participated in preseason practice in 2004 and enrolled at UC in January of 2005 ... Bearcat Academic Honor Roll (Fall 2005).

**Reading High School:** Cincinnati Division II-III Player of the Year as a senior ... played for head coach Ken Minor ... earned Cincinnati Hills League and Southwest Ohio Player of the Year honors ... selected for the area's East-West all-star game ... completed 319-of-531 passes for 4,355 yards and 46 TDs on his way to receiving first team all-state plaudits ... led Blue Devils to a 12-1 record and a trip to the regional finals as a senior ... posted a 21-4 record in two seasons as a starter ... helped basketball team to a state title as a junior and the regional finals as a senior.

**Anthony Steven Pike:** Born March 10, 1986 ... son of Steve and Cheri Pike ... father played linebacker at Kent State.

**Academic Major:** History.


*Tony Pike*





## Taylor PORTER

6-3 • 260  
Sophomore  
Alliance, Ohio  
Marlington

78  
OL



## Ralston REEVES

6-3 • 250  
Freshman  
Detroit, Mich.  
Murray-Wright

98  
DL

**2006:** Provided depth at the tight end position ... debuted in the season opener vs. Eastern Kentucky.

**2005:** Redshirted.

**Marlington High School:** Three-year letterwinner for head coach Steve Miller ... earned first-team all-Northeastern Buckeye Conference honors as a senior ... selected for the Stark County East-West All-Star Game ... recorded 10 sacks during his final year with the Dukes ... also earned a pair of letters in basketball, serving as team captain as a senior ... garnered four letters in track, specializing as a thrower.

**Taylor Lee Porter:** Born May 14, 1987 ... son of Ray and Louise Porter ... has six brothers and five sisters.

**Academic Major:** Criminal Justice.

**2006:** Redshirted.

**Murray-Wright High School:** Earned first-team all-city and second-team all-state honors as a senior for head coach Andre Harlan ... recorded 110 tackles, 20 sacks and 15 forced fumbles ... helped team to a 9-3 record and league and district championships ... also named to the Michigan Blue Chip team ... recorded 83 tackles and 26 sacks, setting a league record for sacks, and had 10 forced fumbles as a junior to earn second-team all-state honors.

**Ralston Reeves:** Born June 5, 1988 ... son of Ralston Caldwell and Sheila Reeves ... comes from an athletic family — uncle Reggie Harding played with the NBA's Detroit Pistons in the 1960s, his father ran track at the University of Michigan-Dearborn, and two other uncles played college basketball.

**Academic Major:** Marketing.



## Jacob RAMSEY

6-0 • 215  
Sophomore  
Columbus, Ohio  
Independence

20  
RB



## Andre REVELS

6-0 • 220  
Sophomore  
Cincinnati, Ohio  
Colerain

50  
LB

**2006:** Competed at running back early in the season before being moved to defensive back ... played in every game on special teams ... carried the ball once for four yards vs. Eastern Kentucky ... earned Scout Team Offensive Player of the Week honors three times during the season.

**Independence High School:** Guided the 76ers to three consecutive Columbus City League titles ... earned first-team all-league, all-city and all-district recognition ... a second-team all-state selection as a senior tailback and linebacker for head coach Alan Jones ... amassed 1,450 yards on the ground and 18 touchdowns while totaling 76 tackles during his final prep campaign ... garnered all-city and all-district honors at fullback and defensive end as a sophomore.

**Jacob Ramsey:** Born March 1, 1988 ... son of Deborah Ramsey.

**Academic Major:** Communications.

**2006:** Competed on special teams and as a reserve linebacker ... saw action in seven of the final eight games ... tallied five tackles, including four solos.

**2005:** Redshirted.

**Colerain High School:** A three-time first-team all-Greater Miami Conference choice ... earned first-team all-Ohio honors after leading Colerain to the Ohio Division I championship and a No. 5 ranking nationally ... recorded 368 tackles, eight sacks and six interceptions during his three seasons as a starting linebacker ... Cardinals posted a 39-3 mark during his three seasons with three GMC titles.

**Andre J. Revels:** Born Dec. 10, 1986 ... son of Andrea Revels ... has uncles who played at Ohio University and with the Philadelphia Eagles.

**Academic Major:** Communications.

### Career Defensive Statistics

Year	Solo	Assist	Total	TFL -Yd	Sack -Yd	Int.	FF	FR -Ret	PBU	QBH
2006	4	1	5	0-0	0-0	0	0	0-0	0	0



# BEARCAT BIOGRAPHIES



## Ken RODRIGUEZ

6-3 • 295

Senior

Los Angeles, Calif.

Rowland/Citrus J.C.

74  
OL

**2006:** Arrived on campus in January ... competed in spring and preseason drills ... saw action in three games as a reserve.

**Citrus Junior College:** Garnered first-team all-conference and all-state honors as a sophomore ... helped head coach Kevin Emerson's squad to a league title on his way to earning the team's Outstanding Offensive Player of the Year award ... paved the way for a 1,500-yard rusher ... redshirted in 2004 ... an all-conference pick in 2003.

**Rowland High School:** An all-league pick as a defensive end after both his junior and senior seasons ... coached by John Martin ... participated in the Beachcomber Down Under Bowl, played in Australia, following his senior season.

**Ken David Rodriguez:** Born Feb. 10, 1985 ... son of Lorenzo and Gregoria Rodriguez.

**Academic Major:** Criminal Justice.



## Jake ROGERS

6-3 • 195

Freshman

Warsaw, Ind.

Warsaw

97  
K

**2006:** Redshirted.

**Warsaw High School:** Soccer standout who set school records for most PATs, field goals, and longest field goal in his only season playing football ... three-time all-league selection in soccer ... set school career records for goals and points scored.

**Personal:** Born May 24, 1987 ... son of Jim and Vicky Rogers.

**Academic Major:** Exploratory Studies.



## Kurt SHOEMAKER

6-2 • 195

Junior

Cincinnati, Ohio

Anderson/Akron

33  
WR

**2006:** Moved to wide receiver from quarterback after spring practice ... named the Scout Team Special Teams Player of the Week for the West Virginia game ... Bearcat Academic Honor Roll (Fall 2006, Winter 2007) ... Topcat Honor Roll (Spring 2007).

**2005:** Sat out after transferring ... contributed to the scout team offense ... Topcat Honor Roll (Fall 2005 and Winter 2006) ... Bearcat Academic Honor Roll (Spring 2006).

**Akron:** Redshirted.

**Anderson High School:** Earned Fort Ancient Valley Conference Player of the Year honors as a senior ... first-team all-league and honorable mention all-city selection ... amassed 3,076 yards passing, including 23 touchdowns, and 1,691 rushing yards with

17 scores during his career ... directed Redskins to back-to-back FAVC titles.

**Kurt Michale Shoemaker:** Born Aug. 19, 1986 ... son of Mike and Mary Beth Shoemaker.

**Academic Major:** Finance.



## Corey SMITH

6-1 • 210

Junior

Salem, N.J.

Salem

42  
LB

**2006:** Delayed the start of his season because of a hamstring injury that sidelined him for most of the preseason ... ended the season fifth on the team in tackles (60) and third in TFLs (9) ... returned to the starting lineup for the Ohio State game and celebrated with a season-high nine tackles ... carded eight tackles and 1.5 tackles for loss vs. USF ... notched four hits at Virginia Tech ... finished with four stops including 2 TFLs vs. Miami (OH) ... recorded four tackles and forced a fumble at West Virginia ... recorded five tackles and two hurries vs. Rutgers ... made four stops, highlighted by a sack, at Connecticut ... totaled eight tackles and one for loss in the International Bowl ... Bearcat Academic Honor Roll (Fall 2006, Winter 2007, Spring 2007).

**2005:** The team's third-leading tackler with 64 stops ... opened the season with 11 tackles over his first two games ... posted a career-high 13 tackles, nine of them solos, vs. Western Carolina ... recorded nine tackles vs. Connecticut ... made eight tackles a week later vs. Louisville, also finishing with a TFL and a forced fumble ... made eight tackles vs. West Virginia ... UC's leading tackler and ranked in the top 10 of the BIG EAST when an injury ended his season after nine games ... selected to the Freshman all-America third team by *Football News* and was an honorable mention Freshman all-America by *Sporting News* ... a second team All-BIG EAST Conference choice ... honored with UC's Brig Owens Award as the Most Outstanding Defensive Back.

**Salem High School:** First-team all-conference, all-county, and all-South Jersey pick for head coach Dave Lindenmuth ... recorded back-to-back 1,000-yard rushing seasons and finished with over 4,000 career rushing yards ... four-year performer at tailback/linebacker who helped school to a pair of league titles ... selected to the National Honor Society.

**Personal:** Born Jan. 17, 1987 ... son of Wayne and Eva Smith.

**Academic Major:** Criminal Justice.

### Career Defensive Statistics

Year	Solo	Assist	Total	TFL -Yd	Sack -Yd	Int.	FF	FR -Ret	PBU	QBH
2005	34	30	64	7.0 -22	2.0 -19	0	0	1-0	1	0
2006	34	26	60	9.0 -35	1.0 -3	0	1	0-0	0	5
Totals	68	56	124	16.0 -57	3.0 -22	0	1	1-0	1	5

### Single-Game Bests

Solo Tackles: 9 vs. Western Carolina (9/7/05)

Assisted Tackles: 5 at West Virginia (11/9/05)

Tackles: 13 vs. Western Carolina (9/7/05)

Tackles for Loss: 2.5 vs. Western Carolina (9/7/05)





**Corey Smith**

**Independence High School:** Intercepted 11 passes and returned five for touchdowns on his way to first-team all-state honors ... caught 14 TD passes and totaled seven punt or kickoff returns for touchdowns as a senior for head coach Alan Jones' squad ... earned first-team all-city and all-district honors and was named to the *Columbus Dispatch-Agonis* All-Star team ... helped team to a regional finals appearance in the state playoffs ... recorded 20 career interceptions, seven of which were returned for touchdowns.

**DeAngelo Lamar Smith:** Born July 17, 1986 ... son of Tommy and Arnell Hawkins.

**Academic Major:** Criminal Justice.

#### **Career Defensive Statistics**

Year	Solo	Assist	Total	TFL -Yd	Sack -Yd	Int.	FF	FR -Ret	PBU	QBH
2005	1	0	1	0-0	0-0	0	0	0-0	0	0
2006	17	6	23	1.5-3	0-0	2	0	2-0	3	0
Totals	18	6	24	1.5-3	0-0	2	0	2-0	3	0

#### **Single-Game Bests**

Solo Tackles: 5 vs. Rutgers (11/18/06)

Assisted Tackles: 2 vs. Western Michigan (1/6/07)

Tackles: 5 vs. Rutgers (11/18/06)

Interceptions: 1 (twice) last vs. Rutgers (11/18/06)



## **DeAngelo SMITH**

6-0 • 185

Junior

Columbus, Ohio

Independence

**6  
DB**

**2006:** Made the first start of his career vs. Rutgers and was named BIG EAST Conference Defensive Player of the Week after returning an interception 84 yards for a touchdown and finishing with six tackles, one for loss, and a pass deflection ... competed as a backup at cornerback and an extra defensive back in passing situations ... recovered a pair of fumbles as a gunner on the punt team ... picked off a pass and made a tackle in the season opener vs. Eastern Kentucky ... recovered a muffed punt vs. Pittsburgh ... fell on a fumbled punt and made a tackle at Louisville ... Special Teams Player of the Week for the Miami (OH) and Louisville games ... carded three hits and two pass breakups in the International Bowl ... Bearcat Academic Honor Roll (Fall 2006).

**2005:** Saw action in seven games, mostly as a special teams contributo ... recorded a solo tackle vs. Western Carolina ... Bearcat Academic Honor Roll (Spring 2006).

**2004:** Redshirted.



**DeAngelo Smith**



# BEARCAT BIOGRAPHIES



## Evan SPARKS

6-0 • 200  
Senior  
Middletown, Ohio  
Edgewood

44  
DB

**2006:** Saw extensive action on special teams in the final 12 games after missing the opener ... recorded five tackles, primarily on punt and kickoff coverage ... made one tackle at Ohio State ... notched a stop vs. Miami (OH) ... made a tackle vs. Rutgers ... totaled two stops at Connecticut ... Topcat Honor Roll (Spring 2007).

**2005:** Moved from fullback to strong safety during preseason practice ... a mainstay in 10 games on special teams ... blocked a punt in the Syracuse victory ... recorded a pair of tackles at Rutgers ... Bearcat Academic Honor Roll (Fall 2005).

**2004:** Recorded four carries for 14 yards vs. Memphis in his only game action.

**2003:** Shared Scout Team Offensive Player of the Year honors ... Bearcat Academic Honor Roll (Fall 2003) ... Topcat Scholar (Spring 2004).


**Edgewood High School:** Earned Butler County and Fort Ancient Valley Conference Offensive Player of the Year honors as a senior ... earned first-team all-city and all-Southwest Ohio honors under the coaching of Steve Channel.

**Personal:** Born Oct. 17, 1984 ... son of Tom and Kathy Sparks ... grandfather Bob Frith played basketball at Cincinnati (1949-51).

**Academic Major:** Mechanical Engineering.

### Career Defensive Statistics

Year	Solo	Assist	Total	TFL -Yd	Sack -Yd	Int.	FF	FR -Ret	PBU	QBH
2004	0	0	0	0-0	0-0	0	0	0-0	0	0
2005	1	2	3	0-0	0-0	0	0	0-0	0	0
2006	3	2	5	0-0	0-0	0	0	0-0	0	0
Totals	4	4	8	0-0	0-0	0	0	0-0	0	0



Evan Sparks



## Cedric TOLBERT

6-0 • 185  
Junior  
Xenia, Ohio  
Xenia

18  
DB

**2006:** Provided depth in the defensive secondary ... found his way onto special teams ... played in every game ... finished with 10 tackles (3 solo, 7 assists).

**2005:** Saw action in 10 games ... started vs. Western Carolina, making a career-high five tackles ... recorded four tackles vs. West Virginia ... Bearcat Academic Honor Roll (Fall 2005, Winter 2006, Spring 2006).

**Xenia High School:** Three-time first-team all-Greater Western Ohio Conference selection ... named the area Running Back of the Year and school MVP ... played for head coach Ed Minery ... amassed over 3,500 rushing yards in his career ... Buccaneers' all-time touchdown leader (53) ... selected for the Ohio North-South All-Star Game.

**Cedric Tolbert, Jr.:** Born Nov. 18, 1986 ... son of Cedric, Sr. and Renita Tolbert.

**Academic Major:** Special Education.

### Career Defensive Statistics

Year	Solo	Assist	Total	TFL -Yd	Sack -Yd	Int.	FF	FR -Ret	PBU	QBH
2005	8	7	15	0-0	0-0	0	0	0-0	0	0
2006	3	7	10	0-0	0-0	0	0	0-0	0	0
Totals	11	14	25	0-0	0-0	0	0	0-0	0	0

### Single-Game Bests

Solo Tackles: 4 vs. West Virginia (11/9/05)

Assisted Tackles: 4 vs. Western Carolina (9/17/05)

Tackles: 5 vs. Western Carolina (9/17/05)



Cedric Tolbert





**Marcus  
WAUGH**  
5-10 • 245  
Sophomore  
Whitehouse, Ohio  
Toledo St. John's



**2006:** Saw action in every game as a member of the offense and special teams ... started the opener vs. Eastern Kentucky ... made one carry vs. Pittsburgh ... recorded a seven-yard run at Virginia Tech ... returned two kickoffs for 27 yards at West Virginia ... notched a 15-yard kickoff return in the comeback win at Connecticut.

**2005:** Earned consideration for the fullback position during the preseason ... sustained an injury during a preseason scrimmage which sidelined him for the year ... Bearcat Academic Honor Roll (Fall 2005, Winter 2006, Spring 2006).

**Toledo St. John's High School:** First-team all-state selection and district Defensive Player of the Year in 2004 ... earned first-team all-city and all-district honors for head coach Doug Pearson ... selected for the Ohio North-South All-Star Game... rushed for 2,735 yards and 38 touchdowns and made 266 tackles as a prep ... punted for a 42.7-yard career average ... earned all-city recognition as a fullback and punter as a junior and garnered all-district and all-state honors as a punter ... helped the Titans to a regional championship as a junior ... qualified for the state finals in wrestling during his junior year ... a three-time state qualifier in track and field in the shot put.

**Marcus Steven Waugh:** Born June 9, 1986 ... son of Thomas and Pamela Waugh ... father played at Ohio State (1975-79) where he was captain of the 1979 squad that played in the Rose Bowl.

**Academic Major:** Health Promotions.



**Aaron  
WEBSTER**  
6-3 • 195  
Sophomore  
Detroit, Mich.  
Birmingham Groves



**2006:** Earned the team's Defensive Newcomer of the Year Award ... saw extensive action in the final 11 games of the regular season as an extra defensive back in passing situations and on special teams ... turned in 13 tackles, eight of them solos ... named to the *Sporting News* BIG EAST All-Freshman Team ... missed the International Bowl because of an injury suffered during postseason preparations ... Bearcat Academic Honor Roll (Spring 2007).

**Birmingham Groves High School:** Three-year starter and all-league selection ... played for head coach Brandon Flaherty ... helped the Falcons to a district title as a senior and earned all-area honors from both the *Detroit News* and *Detroit Free Press* ... was No. 14 on the *Detroit News*' Blue Chip list ... for his career, he made 87 receptions for over 700 yards, recorded 150 tackles and totaled 17 interceptions ... averaged better than 26 yards in kickoff returns, scoring four touchdowns, and set a school record with eight career blocked punts.

**Personal:** Born July 20, 1988 ... son of Arthur and Manola Webster.

**Academic Major:** Exploratory Studies.

#### Career Defensive Statistics

Year	Solo	Assist	Total	TFL -Yd	Sack -Yd	Int.	FF	FR -Ret	PBU	QBH
2006	8	5	13	0-0	0-0	0	0	0-0	0	0

#### Single-Game Bests

Solo Tackles: 2 (twice) last vs. Rutgers (11/18/06)

Assisted Tackles: 1 (five times) last at Connecticut (11/25/06)

Tackles: 3 vs. USF (10/22/06)



**Aaron Webster**



# BEARCAT BIOGRAPHIES



## David WESS

6-2 • 210

Junior

Columbus, Ohio

Whitehall-Yearling

2  
WR

**2006:** Moved to offense during spring practice ...an injury sustained during the preseason curtailed his development ...a contributor to the scout teams ... Bearcat Academic Honor Roll (Winter 2007).

**2005:** Appeared in seven games in the defensive secondary ...assisted on a tackle vs. Eastern Michigan ...made a solo stop at Pittsburgh ...recorded a career-high 10 tackles, eight of them solo hits, in the season finale at Rutgers.

**Whitehall-Yearling High School:** Earned first-team all-Ohio honors as a senior in 2003 ...a two-time first-team all-Mid-State League honoree ...three-sport standout who also lettered in basketball and track ...earned first-team all-district honors in basketball as a senior.

**David J. Wess, Jr.:** Born June 25, 1985 ...son of David Wess, Sr. and Cheryl Bowers.

**Academic Major:** Communications.



David Wess



## Jason WHITEHEAD

6-1 • 185

Freshman

Jacksonville, Fla.

First Coast

36  
DB

**2006:** Redshirted.

**First Coast High School:** Earned all-area honors under the coaching of Fred Culver ... totaled 67 tackles, including 34 solos, two sacks, two forced fumbles and four interceptions as a senior.

**Jason Rodney Whitehead:** Born May 12, 1988 ... son of Rodney and Marilyn Whitehead.

**Academic Major:** Exploratory Studies.



## Anthony WILLIAMS

6-1 • 205

Senior

West Point, Ga.

Troup County

37  
LB

**2006:** Contributed in a backup role after starting the season opener ...saw action in 11 contests ... 10th on the team in tackles (35) ...posted five hits (2 solo, 3 assists) and forced a fumble vs. Pittsburgh ...made three stops at Ohio State ...carded four tackles, highlighted by a sack and two tackles for loss, vs. Miami (OH) ... made four tackles at Louisville ...notched two tackles and a forced fumble vs. USF ... finished with two stops and one for loss at West Virginia ...recorded an interception and five stops in the win over Rutgers ...in on four tackles and a pass breakup vs. Western Michigan.

**2005:** Finished second on the team in tackles with 66 ...played in all 11 games, making eight starts ...recorded five solo tackles vs. Eastern Michigan ...tallied eight tackles and a sack vs. Western Carolina ...totaled a career-high nine tackles vs. Miami (OH) ...tied personal best with nine stops in the ensuing contest at Pittsburgh ...notched six tackles and a fumble recovery vs. Connecticut ...forced a fumble and carded four hits vs. Louisville ...made a key sack to go with six tackles in the win over Syracuse ...totaled seven tackles in back-to-back games at USF and Rutgers.

**2004:** Appeared on special teams ...saw action in four games ...recorded one tackle and one assist.

**2003:** Redshirted.

**Troup County High School:** Three-time all-city, all-conference and all-area selection, playing for coach Tommy Washburn ...made 265 career tackles, including 92 as a senior, 87 as a junior, and 86 as a sophomore ...spent time at running back as a junior, gaining 378 yards on 67 carries ...tallied six career interceptions.

**Kary Anthony Williams, Jr.:** Born Nov. 28, 1984 ...son of Kary, Sr. and Brenda Williams.

**Academic Major:** Criminal Justice.



### Career Defensive Statistics

Year	Solo	Assist	Total	TFL	-Yd	Int.	FF	FR	-Ret	PBU	QBH
2004	1	1	2	0-0	0-0	0	0	0	0-0	0	0
2005	42	24	66	4.5-24	2.0-19	0	2	1	0-0	3	1
2006	19	16	35	4.0-16	1.0-8	1	2	0	0-0	2	1
Totals	62	41	103	8.5-40	3.0-27	1	4	1	0-0	5	2

### Single-Game Bests

Solo Tackles: 6 (twice) last at Syracuse (10/29/05)

Assisted Tackles: 9 at Miami (OH) (9/28/05)

Tackles: 9 (twice) last at Pittsburgh (10/8/05)

Tackles for Loss: 2 vs. Miami (OH) (9/30/06)

Forced Fumbles: 1 (four times) last vs. USF (10/22/06)



*Anthony Williams*



## Martez WILLIAMS

5-8 • 170  
Freshman  
Cincinnati, Ohio  
Moeller

26  
DB

**2006:** Redshirted ... Bearcat Academic Honor Roll (Winter 2007).

**Moeller High School:** Rushed for 1,490 yards and 19 touchdowns ... earned first-team All-Greater Catholic League and all-city plaudits as a senior for head coach Bob Crable ... was an honorable mention all-state selection ... amassed over 300 yards rushing and 100 yards receiving in one contest ... scored four TDs in one half of a contest as a freshman.

**Martez Williams:** Born July 7, 1988 ... son of Mario and Debbie Williams.

**Academic Major:** Pre-Business.



## Mike WINDT

6-2 • 235  
Freshman  
Cincinnati, Ohio  
Elder

93  
LS

**2006:** Redshirted.

**Elder High School:** A member of back-to-back state championship squads as a junior and senior ... two-year longsnapper for head coach Doug Ramsey.

**Michael Frank Windt:** Born May 29, 1985... son of Joe and Laurie Windt.

**Academic Major:** Exploratory Studies.



## Brandon YINGLING

6-1 • 175  
Junior  
Mason, Ohio  
Mason

92  
K

**2006:** Served as a capable backup for kickoff and place kicking duties ... saw the field vs. Pittsburgh ... Bearcat Academic Honor Roll (Winter 2007).

**2005:** Did not see any game action.

**2004:** Redshirted.

**Mason High School:** A first-team all-city, all-Fort Ancient Valley Conference and second-team all-Ohio choice as a senior for head coach Gary Popovich ... helped the Comets to FAVC crowns in his final two seasons as a kicker and defensive back ... lettered in baseball as a pitcher and shortstop, playing on two league championship teams.

**Brandon George Yingling:** Born April 27, 1986 ... son of Jerry and Connie Yingling.

**Academic Major:** Accounting.



# BEARCAT BIOGRAPHIES

## Chazz

### ANDERSON

6-2 • 200

Freshman

Pickerington, Ohio

Central

**Central High School:** Named Ohio's Division II Player of the Year in 2006 after leading the Tigers to the state finals ... the Ohio Capital Conference Player of the Year guided coach Jay Sharrett's squad to a 13-2 record as a senior ... compiled a 39-6 record as a starting quarterback ... amassed more than 6,000 career passing yards, including 50 touchdowns, to go with 1,000 career rushing yards and 30 rushing TDs ... three-time all-OCC and all-Ohio quarterback.

**Timothy Chazz Anderson:** Born Feb. 14, 1989 ... son of Timothy and Rochelle Anderson ... intends to major in architecture.

8  
QB

## Armon

### BINNS

6-4 • 190

Freshman

Pasadena, Calif.

Pasadena

**Pasadena High School:** Twice honored as an all-area and all-Pacific League pick ... led the Bulldogs with 39 receptions for approximately 800 yards and 11 touchdowns as a senior ... caught 20 passes for 350 yards and three scores as a junior for coach Kevin Mills ... three-sport standout in football, basketball, and track ... league champion in the high jump, long jump, and triple jump.

**Armon T. Binns:** Born Sept. 8, 1989 ... son of Mark Binns and Othella Kennedy ... brother Marques played at Oregon and Grambling State ... intends to major in fine arts.

86  
WR

## Alex

### APYAN

6-2 • 195

Freshman

Chattanooga, Tenn.

Hixson

**Hixson High School:** Garnered the Wildcats' Special Teams award as a senior ... earned two varsity letters for head coach Todd Windham ... three-sport athlete, competing in football, wrestling, and golf ... member of the state champion golf team in 2004 ... National Honor Society and Beta Club member.

**Alexander Cannon Apyan:** Born April 28, 1989 ... son of Paul and Laura Apyan ... mother played basketball at Dartmouth, while father played football at Miami (OH) ... brother, Paul, currently is on the golf team at Southern Miss.

51  
LS

## Zach

### COLLAROS

6-1 • 190

Freshman

Steubenville, Ohio

Steubenville

**Steubenville High School:** Compiled a 41-1 record in three years as the starting signal caller for coach Reno Soccoccia ... Ohio's Division III Player of the Year ... named to the EA Sports All-America Third Team after completing 68 percent (136-of-201) of his pass attempts for 2,550 yards and 30 TDs and only four interceptions ... also accrued 720 rushing yards, including 15 scores ... two-way player compiled three returns for touchdowns ... broke every Red Storm passing record on his way to a 30-0 record and back-to-back state titles over his final two years.

**Zachary J. Collaros:** Born Aug. 27, 1988 ... son of Dean and Michelle Collaros ... plans to major in health sciences.

12  
QB

## Frank

### BECKER

6-3 • 270

Freshman

Cincinnati, Ohio

Moeller

**Moeller High School:** Captained head coach Bob Crable's squad to a Greater Catholic League South Division title as a senior ... twice honored as the GCL Defensive Lineman of the Year ... three-time All-GCL choice ... invited to play in the Big 33 All-Star Game ... three-sport athlete garnered nine varsity awards ... Ohio Division I wrestling heavyweight champion as a senior ... finished with a 45-3 record including a school-record 32 pins ... placed in the top eight wrestlers in the state three years straight.

**Francis John Becker:** Born Feb. 17, 1989 ... son of Doug and Joan Becker ... father played linebacker for four years at Notre Dame and was selected by the Pittsburgh Steelers in the 1978 NFL Draft ... recently received his Eagle Scout award ... undecided on a major.

69  
OL

## Michael

### COOKE

6-2 • 195

Freshman

Cincinnati, Ohio

Elder

**Elder High School:** Named first-team all-city by *The Cincinnati Enquirer* after averaging approximately 40 yards per punt as a senior ... received first-team all-Southwest District and Greater Catholic League Punter of the Year accolades in 2006 ... notched a career-long 62 yarder as a senior for head coach Doug Ramsey's squad ... landed five punts inside the opposition's 20 yard line and had two punts of more than 50 yards on the year ... exploratory studies.

61  
P



## Alex DELISI

6-2 • 220  
Freshman  
Clarkston, Mich.  
St. Mary's Preparatory

**St. Mary's Preparatory High School:** Named a Division II all-state selection by both the *Detroit Free Press* and the *Detroit News* ... totaled 163 tackles, 12 for loss, seven sacks, four forced fumbles and four fumble recoveries his senior season ... listed on the *Detroit News*' Blue Chip List ... three-year letterwinner for coach George Porritt ... member of state finalist squad as a sophomore.

**Alexander C. Delisi:** Born April 1, 1989 ... son of Robert and Sandra Delisi ... member of the National Society for High School Scholars ... intends to major in finance.

## Tom DeTEMPLE

6-2 • 220  
Freshman  
Cincinnati, Ohio  
Moeller

**Moeller High School:** Won the Crusaders' Zaferes Award as Special Teams Player of the Year in his final season ... four-year player for head coach Bob Crable ... member of the Greater Catholic League South Division champions as a senior ... manager of the basketball team for four years, including 2006-07 state championship season.

**Thomas Patrick DeTemple:** Born Jan. 26, 1989 ... son of Louie and Jeanie DeTemple ... brother Willie plays on the John Carroll golf team ... exploratory studies.

## T.J. FRANKLIN

6-5 • 265  
Freshman  
Maryville, Tenn.  
Knoxville Catholic

**Knoxville Catholic High School:** Selected all-state by both the coaches and sports-writers' association ... invited to play in the Tennessee vs. Kentucky All-Star game ... named to the Knoxville Football League first team ... twice recognized with all-region mention ... four-year letterwinner ... Fighting Irish teams finished 45-5 over his prep career ... advanced to the state quarterfinals three times ... three-sport standout.

**Thomas Joel Franklin:** Born Dec. 27, 1988 ... son of Stephen and Mary Franklin ... older brother Chris competed on the Tennessee swimming and diving team ... mother was a member of the swim team at Texas Tech ... exploratory studies.

9  
LB

## Drew FREY

6-3 • 200  
Freshman  
Wilmington, Ohio  
Clinton-Massie

**Clinton-Massie High School:** Combined for 3,455 yards rushing and receiving and accounted for 354 points during his final two seasons for coach Dan McSurley ... rushed for 1,493 yards as a senior after totaling 1,574 yards on the ground the previous year ... set school records for most all-purpose yards in a game (347) and single-season scoring with 187 points (25 TDs, 31 PATs and 2 FGs) ... owns four school track and field records ... wrapped up senior year with state titles in the long jump and as a member of the 4 x 100 meter relay team ... honored as an all-Ohio track athlete seven times.

**Andrew William Frey:** Born Feb. 22, 1989 ... son of Doug and Sheila Frey ... class Valedictorian ... National Honor Society member ... father played four years of basketball at Wilmington College ... intends to major in engineering.

4  
DB

## Sam GRIFFIN

6-5 • 240  
Freshman  
Englewood, N.J.  
Don Bosco Prep

**Don Bosco Prep High School:** Instrumental in the Ironmen's 12-0 record and 2006 state title run ... twice named to the all-North New Jersey Interscholastic League first team ... second-team all-county as a senior after receiving third-team all-county honors as a junior ... member of the league championship squad in each of his final three seasons ... three-year varsity letterwinner for head coach Greg Toal.

**Samuel E. Griffin:** Born Aug. 4, 1989 ... son of Betty Hannah-Griffin ... plans to major in engineering.

66  
OL

## Tomaz HILTON

6-3 • 200  
Freshman  
Youngstown, Ohio  
The Rayen

**The Rayen School:** Hauled in 40 passes for 900 receiving yards and nine TDs in two years for the Tigers ... totaled 63 tackles and four punt returns for touchdowns over his career ... twice named all-league for coach Brian Shaner.

**Tomaz Daniel Hilton:** Born Sept. 27, 1989 ... son of Thomas and Janice Hilton ... intends to major in graphic design.

65  
OL

38  
WR



# BEARCAT BIOGRAPHIES

## Alex HOFFMAN

6-7 • 265  
Freshman  
Indianapolis, Ind.  
Cathedral

**Cathedral High School:** Major cog for coach Jim O'Hara's Division 4A state champions ... keyed the Fighting Irish's back-to-back city championships ... garnered all-state honors as a junior and again as a senior ... named top offensive lineman in Indiana as a junior ... received high academic honors all four years of high school.

**Alexander Edward Hoffman:** Born Aug. 8, 1988 ... son of Gene and Kathy Hoffman ... intends to major in pre-pharmacy.

59  
OL

## Mike LATESSA

6-1 • 195  
Freshman  
Cincinnati, Ohio.  
Sycamore

**Sycamore High School:** Captained head coach Scott Datillo's squad to a 10-2 finish that included a trip to the second round of the state playoffs ... received All-Greater Miami Conference accolades twice at linebacker and once at running back ... selected to the *Cincinnati Enquirer* All-City team each of his final two campaigns ... a three-year starter at linebacker who received the Aviators' Defensive MVP award each of his final two seasons ... three-sport letterwinner who garnered varsity awards in football, lacrosse and track & field.

**Michael Thomas Latessa:** Born Oct. 20, 1988 ... son of Edward and Sally Latessa ... exploratory studies.

39  
DB

## John HUGHES

6-3 • 265  
Freshman  
Gahanna, Ohio  
Lincoln

**Lincoln High School:** Received all-Ohio, all-Ohio Capital Conference, all-district and all-metro honors after his senior season ... averaged 18.2 yards per catch during his final campaign for the Golden Lions ... team captain totaled 58 stops for coach Mike Lanza's squad in 2006 ... selected to play in the Big 33 All-Star Game ... three-sport athlete ... has two top-eight showings in the state shot put competition.

**John L. Hughes:** Born April 27, 1988 ... grandson of Esther Hughes ... oldest of five brothers ... intends to major in education.

40  
DT

## Randy MARTINEZ

6-2 • 245  
Freshman  
Teaneck, N.J.  
Teaneck

**Teaneck High School:** Second-team all-state pick after carding 82 stops and nine sacks as a senior ... keyed Highwaymen to a 9-2 finish in 2006 ... totaled 356 tackles and 27 sacks for his career under coach Dennis Heck ... earned four all-league awards on the gridiron ... posted a career record of 72-19 as a wrestler in the heavyweight division, highlighted by a 33-2 mark as a junior ... three-sport letterwinner.

**Randy Dale Martinez:** Born Aug. 13, 1989 ... son of Geoffrey and Sharon Martinez ... brother Ryan plays football at Florida International ... intends to major in business management.

53  
DT

## Scott JOHNSON

5-10 • 195  
Freshman  
Middletown, Ohio  
Middletown

**Middletown High School:** Received all-Ohio, all-Ohio Capital Conference, and all-district plaudits ... totaled 940 yards rushing and 327 yards receiving during his final year for coach Ron Johnson ... scored 14 touchdowns for the Middies ... recognized on the all-Greater Miami Conference second team ... finished second in the state 100-meter dash finals and served as the anchor leg of the third-fastest 4x100-meter relay team as a senior.

**Scott S. Johnson:** Born June 24, 1989 ... son of Keith Johnson ... brother Marc runs track at Kent State ... exploratory studies.

31  
DB

## Blake McCROSKEY

6-5 • 300  
Freshman  
Dayton, Ohio  
Chaminade-Julienne

**Chaminade-Julienne High School:** A two-time All-Greater Catholic League North Division selection ... performance helped the Eagles boast the top passer and receiver in the GCL North in 2006 ... finished his prep career under the direction of head coach Andy Helms.

**Blake Lee McCroskey:** Born Dec. 20, 1988 ... son of Chris and Jana Watson ... plans to major in business.

63  
OL



## Tahree McQUEEN

5-10 • 190  
Freshman  
Patterson, N.J.  
Eastside

**Eastside High School:** Named the 2006 *Herald News* Offensive Player of the Year ...accounted for 2,668 yards of total offense for coach Donald Davis in 2006 ... threw for 1,939 yards and 20 touchdowns— both tops in Passaic County— against eight interceptions ... rushed for 729 yards and seven scores ... guided the Ghosts to their first state title appearance ... earned all-league mention as a wide receiver as a sophomore ... received AP Second-Team All-State honors at quarterback ... member of two state runner-up relay teams ... finished second in the state as a junior in the 100-meter dash.

**Tahree F. McQueen:** Born Nov. 9, 1988... son of Leroy McQueen and Kym Thomas ... member of the Passaic County Academic Hall of Fame ... plans to major in communications.

41  
DB

## Deon REED

6-0 • 200  
Freshman  
Flint, Mich.  
Hamady

**Hamady High School:** Played running back and defensive back for head coach Nate Williams ... tallied 53 points for the Hawks as a senior ... received Genessee Area Conference honors as a junior.

**Deon Antionne Reed:** Born Jan. 25, 1989 ... son of Deon Hall and Lisa Reed ... plans to major in business.

37  
DB

## Craig PARMENTER

6-6 • 280  
Freshman  
Ringwood, N.J.  
Lakeside Regional

**Lakeside Regional High School:** Twice received first-team North Hills Skyline Conference plaudits ... finished his career with first-team Passaic County recognition... a four-year letterwinner for the Lancers ... member of a state champion team as a sophomore.

**Craig John Parmenter:** Born Jan. 26, 1989 ... son of Harold and Suzanne Parmenter ... father played at Massachusetts before spending time with the Denver Broncos and Cleveland Browns ... brother plays baseball at Massachusetts ... exploratory studies.

68  
OL

## Adrien ROBINSON

6-5 • 225  
Freshman  
Indianapolis, Ind.  
Warren Central

**Warren Central High School:** Played for the first school in Indiana history to win four consecutive state crowns ... caught 39 passes for 563 yards and five TDs over his final two years.

**Adrien Rashaun Robinson:** Born Sept. 23, 1988 ... son of Leroy and Ambret Robinson ... intends to major in computer science.

88  
WR

## Montez PATTERSON

6-1 • 200  
Freshman  
Cincinnati, Ohio  
Hughes

**Hughes High School:** Rushed for 1,449 yards and 13 touchdowns and added a TD reception during the 2006 season for head coach George Kontsis ... earned all-Southwestern Ohio Public School League honors at linebacker with 89 hits as a sophomore before moving to running back where he received all-SWOPL honors the past two years ... two-sport athlete who also competed in the 100- and 200-meter dash.

**Montez Deonte Patterson:** Born Jan. 30, 1989 ... son of Kevin and Mabel McLean ... intends to major in engineering.

32  
RB

## Bryant THOMAS

6-1 • 215  
Freshman  
Cincinnati, Ohio  
Withrow

**Withrow High School:** First-team all-Southwest Ohio Public Schools League quarterback as a senior ... directed head coach Doc Gamble's club to three SWOPL Championships ... earned all-SWOPL second team honors following his sophomore and junior seasons ... tabbed the Tigers' Most Valuable Player three times.

**Bryant Lamont Thomas:** Born Dec. 8, 1987 ... son of Claudia Thomas and Durwin Harris ... exploratory studies.

17  
DB



# BEARCAT BIOGRAPHIES

## Joey

### THOMAS

6-2 • 190

Freshman

Cincinnati, Ohio

Indian Hill

**Indian Hill High School:** Helped head coach Kevin Siple's squad to a perfect regular season, a Cincinnati Hills League championship and a 10-1 finish as a senior... earned honorable mention all-CHL after recording 24 receptions for 322 yards and six touchdowns ... named a Southwest Ohio Football Coaches Association (SWOFCA) first-team selection and also one of a handful of SWOFCA scholarship recipients ... as a junior played wide receiver under the coaching of Ralph Orsini at Akron Hoban, which finished 10-3 ... totaled 10 catches for 200 yards and three scores in 2005, including the game-winning pass in a double-overtime win over St. Vincent's/St. Mary's ... a two-sport athlete, who also excelled at lacrosse.

**Joseph Arends Thomas:** Born Nov. 7, 1988 ... son of Mike and Jennifer Thomas ... exploratory studies.

81  
WR

## Rob

### TRIGG

6-3 • 260

Freshman

Dayton, Ohio

Chaminade-Julienne

**Chaminade-Julienne High School:** A first-team all-Ohio choice in 2006 for head coach Andy Helms ... two-time all-Greater Catholic League North and All-Southwestern Ohio honoree for the Eagles ... named to the Miami Valley Top 22.

**Robert Stephen Trigg:** Born Dec. 27, 1988 ... son of Nicole and Cortez Trigg ... intends to major in psychology.

94  
DE

## Ricardo

### THOMPSON

6-2 • 225

Freshman

Cincinnati, Ohio

Withrow

**Withrow High School:** Totaled 56 tackles, six sacks and two fumble recoveries for coach Doc Gamble's squad in 2006 ... helped the Tigers to three Southwest Ohio Public Schools League titles ... earned three all-SWOPL awards ... first-team all-Southwest District and a *Cincinnati Enquirer* Honorable Mention choice as a senior.

**Ricardo Solomon Thompson:** Born Oct. 25, 1987 ... son of Victoria Prince ... plans to major in criminal justice.

52  
LB

## O.J.

### WOODARD

6-3 • 200

Freshman

Pompton Lakes, N.J.

Pompton Lakes

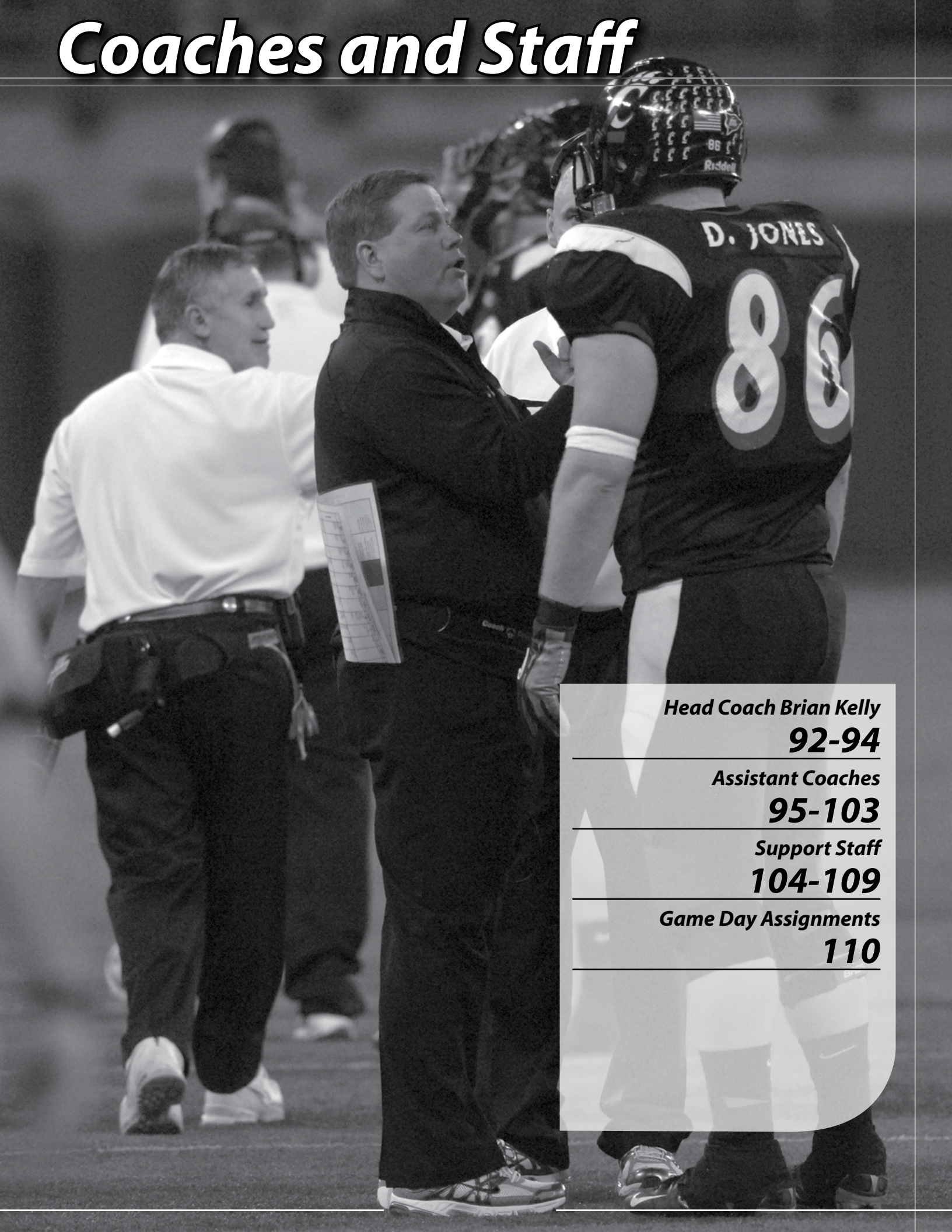
**Pompton Lakes High School:** Totaled 73 career receptions for 1,465 yards over his career for the Cardinals ... averaged 36.7 yards per punt and scored 153 points over his four years as a prep ... collected nine interceptions and two fumble recoveries as a defensive stalwart ... three-time all-league and all-county pick for coach Scott Mahoney ... state champion track athlete, winning both the 2006 100- and 200-meter dash ... clocked a time of 10.8 seconds in the 100-meter dash.

**Orion Jelanni Woodard:** Born Oct. 12, 1988 ... son of Pauline and Donald Woodard ... plans to major in health sciences.

84  
WR



# ***Coaches and Staff***



*Head Coach Brian Kelly*  
**92-94**

---

*Assistant Coaches*  
**95-103**

---

*Support Staff*  
**104-109**

---

*Game Day Assignments*  
**110**

---





## Brian Kelly

Head Coach • 17th season • 1st at Cincinnati

### The Kelly File

#### PERSONAL INFORMATION

**Date of Birth:** Oct. 25, 1962 in Everett, Mass.

**Wife:** Paqui

**Children:** Patrick, Grace, Kenzel

**High School:** St. John's Prep

**Education:** Assumption (1983)

#### COACHING EXPERIENCE:

Years	Positions	School
1983-86	Assistant Coach	Assumption
1987-88	Graduate Assistant Coach	Grand Valley State
1989-90	Defensive Coordinator	Grand Valley State
1991-03	Head Coach	Grand Valley State
2004-06	Head Coach	Central Michigan
2006-07	Head Coach	Cincinnati

**W**inning football is what Brian Kelly is all about.

Named the University of Cincinnati's head football coach on Dec. 4, 2006, Kelly has established a reputation for building winning teams. Entering his 17th season, he has compiled a 138-51-2 record as a head coach.

Kelly has not inherited a program in need of a turnaround. Having defeated the highest-ranked opponent ever to fall at Nippert Stadium weeks before his appointment, and advanced to its fifth bowl game in seven years, Kelly was passed the baton of a program loaded with expectations.

During a whirlwind first month on the job, Kelly proved that he was up to the challenge. While preparing his new team for the inaugural International Bowl, he also managed to complete

#### HEAD COACH YEAR-BY-YEAR RECORD

Year	School	Overall	Conference
1991	Grand Valley State	9-3 (NCAA Playoffs)	8-2
1992	Grand Valley State	8-3	8-2
1993	Grand Valley State	6-3-2	6-2-2 (GLIAC Champion)
1994	Grand Valley State	8-4 (NCAA Playoffs)	8-2
1995	Grand Valley State	8-3	8-2
1996	Grand Valley State	8-3	8-2
1997	Grand Valley State	9-2	9-1 (GLIAC Champion)
1998	Grand Valley State	9-3 (NCAA Playoffs)	9-1 (GLIAC Champion)
1999	Grand Valley State	5-5	5-4
2000	Grand Valley State	7-4	7-3
2001	Grand Valley State	13-1 (NCAA Division II National Finalist)	9-0 (GLIAC Champion)
2002	Grand Valley State	14-0 (NCAA Division II National Champion)	9-0 (GLIAC Champion)
2003	Grand Valley State	14-1 (NCAA Division II National Champion)	9-1
2004	Central Michigan	4-7	3-5
2005	Central Michigan	6-5	5-3
2006	Central Michigan	9-4	7-1 (MAC Champion)
	Cincinnati	1-0 (International Bowl)	—
<b>Totals</b>		<b>138-51-2</b>	<b>118-31-2</b>





his coaching staff and fill out a talent-rich recruiting class. The Bearcats 27-24 bowl victory over Western Michigan, just 34 days after his hiring, was the icing on the cake for a coach who never missed a beat.

Kelly's presence sets the standard high for a program poised to reach new heights. While many coaches lecture on the virtue of possession time, Kelly stresses up-tempo play on both sides of the ball, using each practice to make his point. Armed with his no-huddle offense and the philosophy of a defense that must play 60 minutes, the Bearcats' new mentor brought a different attitude to spring workouts.

A program builder, Kelly proved that he can work magic in a short periods of time during his three years in Mount Pleasant, transforming a Central Michigan program that had won more than three games only once in the past four seasons into a conference champion. The Chippewas posted a 9-4 record in 2006 en route to winning the MAC Championship and qualifying for their first bowl game in 12 years.

Kelly's formula for success starts with an imaginative offense. His 2006 CMU team ranked 22nd nationally in passing offense, 23rd in scoring offense, and 32nd in total offense. At the same time, CMU's defense moved up 46 places in the national total defense rankings under his direction.

Kelly inherited a program that had produced a mere 12 wins over its previous four seasons when he took the helm at Central Michigan in 2004. He guided the Chippewas to a 4-7 record in 2004 and a 6-5 slate—the school's first winning season in seven years—in 2005.

CMU began to take on Kelly's persona in 2005. The Chippewas defeated both defending MAC divisional champions and also knocked off the league's eventual 2005 champ. Central Michigan ranked 35th nationally in total offense and 26th in passing offense while the team's rushing defense ranked 20th.

Kelly's 2006 Chippewas lost a pair of non-conference contests to bowl-bound programs by a total of 16 points before rolling up a 7-1 record in conference play to win the MAC West. His team then dominated Ohio, 31-10,



# COACHES AND STAFF

in the league's championship game. Central Michigan's prolific passing attack averaged 245.9 yards per game, while the offense as a whole posted 375.3 yards and 29.7 points per game. Quarterback Dan LeFevour, a freshman who passed for 3,031 yards and 26 touchdowns, ranked 19th nationally in passing efficiency and 13th in total offense.

Individually, 12 of Kelly's CMU standouts earned first-team all-conference honors over his three years and six advanced to the NFL. That group was capped by three players selected in the 2007 NFL Draft including first-rounder Joe Staley who was the 28th pick overall by the San Francisco 49ers.

Kelly arrived at Central Michigan after winning back-to-back NCAA Division II national titles at Grand Valley State. The Lakers were 41-2 in Kelly's final three seasons, at one point winning 32 consecutive games. Grand Valley State went 14-0 in 2002 en route to its first national title and was 14-1 in 2003 when it claimed its second crown. Kelly was named the AFCA Division II Coach of the Year after both of those seasons.

Kelly led the Lakers to five conference titles and six Division II Playoff appearances in his 13 seasons. The Lakers never finished



lower than third in the Great Lakes Intercollegiate Athletics Conference during his tenure.

During his 13 seasons as head coach at Grand Valley State, Kelly compiled a 118-35-2 (.768) ledger and averaged more than nine wins a season.

Kelly mentored a pair of finalists for the Harlon Hill Award, presented annually to the top player in Division II. Curt Anes won the award in 2002 after finishing runner-up in 2001, while Jeff Fox was third in the balloting in 1998. Both players were quarterbacks in Kelly's system.

Kelly's Grand Valley players earned 77 all-America awards. Four players moved on to the NFL and another three to the Canadian Football League.

His 2001 national runner-up squad set 77 NCAA, GLIAC, and school records, including the Division II scoring record by averaging 58.4 points per game. The 2001 team also became the first Division II unit in 53 years to average more than 600 yards per game in total offense (600.8).

Grand Valley followed up its record-shattering 2001 season by averaging 497.5 yards and 47.0 points during its undefeated 2002 national championship run. The 2003 team, meanwhile, was more noted for its defense. The Lakers defeated North Dakota, 10-3, in the 2003 national title game.

Kelly joined the Grand Valley staff in 1987 as a graduate assistant and defensive backs coach. He became the defensive coordinator and recruiting coordinator in 1989 and took over as head coach in 1991. His first team finished 9-3 and qualified for the NCAA Playoffs.

A native of Chelsea, Mass., Kelly attended St. John's Prep School in Danvers, Mass. He was a four-year letterwinner at Assumption College as a linebacker. After graduating in 1983 with a bachelor's degree in political science, he served as linebackers coach, defensive coordinator, and softball coach from 1983-86 at Assumption.

A member of the AFCA's Ethics Committee, Kelly and his wife Paqui have three children: Patrick, Grace and Kenzel.





# Keith Gilmore

Assistant Head Coach/Defensive Line • 22nd season

## Gilmore at a Glance

### PERSONAL INFORMATION

**Date of Birth:** March 23, 1958

**Wife:** Bridget

**Children:** Kierre, Grace and Grant

**Education:** 1985 Wayne State, B.S. in recreation management  
1990 Michigan State, M.A. in sport administration

### COACHING EXPERIENCE:

Years	Positions	School
1985-87	Linebackers and Running Backs	Wayne State
1988	Graduate Assistant (Offense/Special Teams)	Michigan State
1989-90	Running Backs	Northern Michigan
1991-93	Linebackers, Running Backs and Recruiting Coordinator	Grand Valley State
1994	Running Backs and Special Teams Coordinator	Wayne State
1995-97	Running Backs and Special Teams Coordinator	Eastern Michigan
1998-2001	Defensive Line, Running Backs and Special Teams	Norfolk State
2002-05	Assistant Head Coach/Defensive Coordinator	Howard
2006	Defensive Line	Central Michigan
2007	Assistant Head Coach/Defensive Line	Cincinnati

### RECRUITING AREAS:

Detroit , Northern Ohio, Northern Virginia, and Northern Kentucky

**K**eith Gilmore enters his sixth year as a part of Brian Kelly's staff and serves as assistant head coach and defensive line coach for the Bearcats. Gilmore has a wide range of coaching experience, having served with eight different programs.

The 22-year coaching veteran mentored a pair of defensive linemen to all-league honors in his only season at Central Michigan. Gilmore went to CMU in 2006, following four seasons as the assistant head coach and defensive coordinator at Howard University. He also was the defensive line coach for the Bison, who led the Mid-Eastern Athletic Conference in total defense in 2004 (297.5 ypg) and 2005 (255.7 ypg).

Prior to his time at Howard, Gilmore spent the 1998-2001 seasons at Norfolk State. He was the special teams coordinator and also coached the defensive line and running backs.

A two-time all-Great Lakes Intercollegiate Athletic Conference honoree at Wayne State (1979-80), Gilmore began his coaching career at his alma mater in 1985. From there, he served stints at Michigan State (1988), Northern Michigan (1989-90), Grand Valley State (1991-93), Wayne State (1994), and Eastern Michigan (1995-97).





## Jeff Quinn

**Offensive Coordinator/Offensive Line • 24th season**

### Quinn at a Glance

#### PERSONAL INFORMATION

**Date of Birth:** Sept. 26, 1962

**Wife:** Shannon

**Children:** Kyle and Ryan

**Education:** 1984 Elmhurst, B.A. in Education  
1986 DePauw, M.A. in Educational Leadership  
2000 Grand Valley State, M.Ed. (Endorsement)

#### COACHING EXPERIENCE:

Years	Positions	School
1984-85	Graduate Assistant	DePauw
1986-88	Offensive Line	Ohio Northern
1989-2002	Associate Head Coach/Offensive Line/Offensive Coordinator	Grand Valley State
2004-05	Associate Head Coach/Offensive Line	Central Michigan
2006	Associate Head Coach/Offensive Line/Offensive Coordinator	Central Michigan
2007	Offensive Line/Offensive Coordinator	Cincinnati

#### RECRUITING AREAS:

Chicago, Southwest Michigan,  
Southern Ohio, and Northern Kentucky

Jeff Quinn joined the Cincinnati staff after earning a 31-14 win as interim head coach for Central Michigan in the 2006 Motor City Bowl. A 23-year veteran as a collegiate coach, he has spent the last 16 alongside Kelly.

Quinn served as the associate head coach at Central Michigan the last three seasons. While continuing his duties working with the offensive line, he added the responsibilities of offensive coordinator prior to the 2006 campaign. With Quinn as the offensive leader, the Chippewas ranked 23rd nationally in scoring offense (29.7 points) and 32nd in total offense (375.3 yards per game). He served as interim head coach and called the offensive plays in the 2006 Motor City Bowl victory.

Quinn is building a reputation for developing linemen into NFL draft picks. He mentored both Joe Staley, a 2007 first-round selection, and sixth-round choice Drew Mormino. Quinn prepared Eric Ghiaciuc and Adam Kieft to be NFL draft picks in 2005 and has coached a total of eight linemen who have gone on to play professionally.

A nationally recognized clinic speaker, Quinn was published in the Nike Coach of the Year Clinic Football Manual in 2006. This spring, he was one of three collegiate coaches to speak at the C.O.O.L. (Coaches of Offensive Line) Clinic.

Quinn arrived at CMU after 15 seasons at Grand Valley State and spent the final 13 alongside Kelly. He was part of the staff that led the Lakers to back-to-back national championships in 2002 and 2003. Quinn mentored offensive lines at Grand Valley that paved the way for 12 1,000-yard rushers, including Curt Anes, the 2002 Harlon Hill Trophy winner as the nation's top Division II player. The 2001 Laker offense averaged 600.8 yards and set an NCAA record by averaging 58.4 points per game.

At Elmhurst College, Quinn was a four-year letterman and three-year starter, serving as co-captain as a senior in 1984. A two-time all-league pick, Quinn also earned third-team all-America honors. On the mat, he was a three-time national qualifier for the NCAA Division III Wrestling Championships as a heavyweight.

Quinn launched his coaching career at DePauw as an assistant football and wrestling coach from August, 1984 to May, 1986 before going to Ohio Northern as head wrestling coach and an assistant football coach from June, 1986 until December, 1988.







# Joe Tresey

**Defensive Coordinator • 13th season**

## Tresey at a Glance

### PERSONAL INFORMATION

**Date of Birth:** Aug. 11, 1958

**Wife:** Patty

**Children:** Patrick

**Education:** 1982 Ohio State, B.S. in Education  
1997 Ashland, M.Ed. in Sports Science

### COLLEGIATE COACHING EXPERIENCE:

Years	Positions	School
1985-86	Head Coach	Mechanicsburg High School
1987-89	Head Coach	Fredericktown High School
1990-91	Head Coach	New Philadelphia High School
1992-94	Head Coach	Middletown High School
1995-98	Defensive Coordinator	Otterbein
1999-2001	Defensive Backs	VMI
2002-03	Defensive Coordinator	Akron
2004-05	Defensive Coordinator	Georgia Southern
2006	Defensive Coordinator	Central Michigan
2007	Defensive Coordinator	Cincinnati

### RECRUITING AREAS:

Eastern Ohio, Georgia and Cincinnati

**J**oe Tresey brings a wealth of high school and college coaching experience to the Bearcats. He spent 10 years as head coach at several high school programs in Ohio before moving up to the collegiate level.

Tresey joined Kelly's staff in 2006 and quickly implemented a style that forced 29 turnovers and 31 sacks in 14 games. His MAC Championship defense registered four players with all-league plaudits.

Two seasons prior to joining the Central Michigan staff, Tresey was defensive coordinator and linebackers coach at Georgia Southern. The Eagles' defense ranked fourth nationally in total defense in 2004. While in Statesboro, Tresey helped lead the Eagles to back-to-back NCAA Division I-AA Playoff appearances. He also mentored a pair of all-Southern Conference linebackers.

A 12-year college coaching veteran, Tresey managed the defense and coached defensive backs at Akron during the 2002-03 seasons. He served the previous three years (1999-2001) as defensive secondary coach at Virginia Military Institute. Tresey began his college coaching career as the defensive coordinator at Otterbein in 1995.

Tresey moved to the collegiate ranks after serving as a decorated high school mentor. After leading Fredericktown to Ohio's Division IV state semifinals in 1989, Tresey was voted the UPI Ohio Division IV Coach of the Year. He was inducted into the Fredericktown High School Athletic Hall of Fame in 1999.

No stranger to Southwest Ohio, Tresey served four seasons as head coach at Middletown High School. He also has prior head coaching stops at New Philadelphia High School and Mechanicsburg High School.

Tresey is a 1982 graduate of the Ohio State University with a bachelor of science degree in education. He earned his master's of education in sports science from Ashland University in 1997.





# Mike Elston

**Special Teams/Recruiting Coordinator/Tight Ends • Ninth season****Elston at a Glance****PERSONAL INFORMATION****Date of Birth:** Nov. 1, 1974**Wife:** Beth**Children:** Olivia**Education:** 1998 Michigan, B.S. in Sports Management Communications**COACHING EXPERIENCE:**

Years	Positions	School
1999-2000	Graduate Assistant	Michigan
2001-03	Recruiting Coordinator/Defensive Line	Eastern Michigan
2004	Defensive Line	Central Michigan
2005	Co-Defensive Coordinator/Defensive Line	Central Michigan
2006	Special Teams Coordinator/Linebackers	Central Michigan
2007	Special Teams Coordinator/Recruiting Coordinator/Tight Ends	Cincinnati

**RECRUITING AREAS:**

Northwest Ohio, Southern Florida, and  
Central Michigan

**M**ike Elston combines BCS playing experience with a winning coaching background. Elston is an integral part of Brian Kelly's staff as recruiting coordinator, special teams coordinator, and tight ends coach.

In his three seasons with CMU, Elston played many roles with the Chippewas, working his way up to special teams coordinator and linebackers coach a year ago. In 2006, he instructed two all-MAC linebackers, including the top tackler in the league. His work with special teams sparked a drastic improvement in the punting unit, which finished 19th nationally in net punting.

Elston spent the 2005 season as the co-defensive coordinator, developing a unit that led the MAC in rushing defense (113.7 ypg allowed). He worked directly with defensive end Daniel Bazuin, who led the country in tackles for loss (26.5) and tied a league record with 16 sacks.

The success against the run in 2005 came just two years after CMU ranked last in the MAC in rushing defense.

Prior to arriving in Mount Pleasant, Elston served a three-year stint at Eastern Michigan University. He was the defensive ends coach for the Eagles in 2001 and then served as the defensive line coach/recruiting coordinator in 2002 and 2003. EMU was the most improved defense in Division I-A in both scoring and total yards in 2003.

Elston grew up in St. Marys, Ohio, where he garnered all-state honors in football, basketball, and track at Memorial High School.

He went on to attend Michigan, where he was a three-year letterwinner (1994-96). Elston remained in Ann Arbor for four years after his playing days were over. He first worked as an assistant to the football camp director and then reported as a graduate assistant for two seasons. Elston was a member of the national championship program in 1997, that finished a perfect 12-0 season with a 21-16 win over Washington State in the Rose Bowl.

Elston moved to a graduate assistant role with the defense and coached the outside linebackers in 1999 and 2000.







# Kerry Coombs

**Defensive Backs • First season**

## Coombs at a Glance

### PERSONAL INFORMATION

**Date of Birth:** Sept. 9, 1961

**Wife:** Holly

**Children:** Brayden, Courtney and Dylan

**Education:** 1983 Dayton, B.S. in Education  
1995 Wright State, M.Ed. in Educational Leadership

### COACHING EXPERIENCE:

Years	Positions	School
1983-84	Assistant Coach	Green Hills High School
1985-88	Assistant Coach	Lakota High School
1989-90	Head Coach	Loveland High School
1991-2006	Head Coach	Colerain High School
2007	Defensive Backs	Cincinnati

### RECRUITING AREAS:

Indianapolis, Southern Indiana, and Southwest Ohio

**K**erry Coombs, who directed Colerain High in suburban Cincinnati to a Division I state championship (2004) and four other semifinal appearances, makes his collegiate debut coaching defensive backs.

One of the most celebrated prep coaches in Ohio, Coombs compiled a 161-34 (.826) record in 16 seasons at Colerain. His 2004 team posted a 15-0 record and won the state's Division I title with a 50-10 win in the championship game. Over his last seven seasons, Colerain won seven league titles while compiling an 86-8 (.915) record.

Coombs' 2006 team went 13-1 and was ranked No. 1 in the final Ohio Associated Press poll and No. 18 in the *USA Today* national rankings.

His success at Colerain emphasized a defense he personally coached. In 2006, the Cardinals posted six shutouts and yielded just over a touchdown per game.

Coombs has mentored two of the last three Ohio Division I Defensive Player of the Year award winners, including UC defensive tackle Terrill Byrd, who was also the national high school Defensive Player of the Year in 2004.

Coombs guided Colerain to 10 playoff appearances and seven undefeated regular-season records. The Cardinals won the Greater Miami Conference title and advanced to the regional finals of the state playoffs in each of his final seven seasons.

A member of the University of Dayton's 1980 NCAA Division III National Championship team, Coombs completed his bachelor's degree from Dayton in 1983 and later earned his master's in education from Wright State.





# Greg Forest

**Quarterbacks • 17th season****Forest at a Glance****PERSONAL INFORMATION****Date of Birth:** Aug. 14, 1964**Wife:** Stephanie**Children:** Austin and Hannah**Education:** 1992 Ohio Northern, B.A. in Sports Management**COACHING EXPERIENCE:**

Years	Positions	School
1991	Offensive Assistant	Grand Valley State
1992	Wide Receivers	Capital
1993-94	Tight Ends	Grand Valley State
1995-2003	Wide Receivers	Grand Valley State
2004	Wide Receivers	Central Michigan
2005	Running Backs	Central Michigan
2006	Assistant Head Coach/Tight Ends	Central Michigan
2007	Quarterbacks	Cincinnati

**RECRUITING AREAS:**

Eastern Ohio, Georgia, and  
Southwest Ohio

A staple of Brian Kelly's football program has been Greg Forest, who continues his 17-year relationship with the head coach as quarterbacks coach at Cincinnati.

Forest spent the 2006 campaign wearing the tag of assistant head coach to Kelly along with tight ends coach. He served three seasons at Central Michigan spending one season each instructing the receivers, running backs, and tight ends.

Forest worked primarily with the Chippewa running backs in 2005, molding freshman Ontario Sneed into a 1,000-yard rusher. Sneed went on to earn honorable mention all-Mid-American Conference and freshman all-America status from *Sporting News* and *Rivals.com*.

A native of Columbus, Ohio, Forest coached wide receivers for 11 years at Grand Valley State, mentoring the top three receivers in GVSU history. All three garnered all-America recognition.

A 1992 graduate of Ohio Northern University, Forest prepped at Grandview Heights High School (1982). He was a defensive back in football and also competed in wrestling and baseball.

He began his coaching career at Grandview Heights and, after four seasons, Forest went on to be a student assistant at Ohio Northern.

Forest first went to Grand Valley State in 1991 as a sports management intern and then served as an assistant coach at Capital University in 1992 before returning to GVSU in 1993. During his tenure at Grand Valley State, the Lakers qualified for the Division II Playoffs six times and won national championships in 2002 and 2003.







# Tim Hinton

**Linebackers • 13th season**

## Hinton at a Glance

### PERSONAL INFORMATION

**Date of Birth:** April 12, 1960

**Wife:** Bev

**Children:** Dawn and Drew

**Education:** 1982 Wilmington, B.A. in Education

### COACHING EXPERIENCE:

Years	Positions	School
1981-84	Tight Ends and Wide Receivers	Wilmington
1985-86	Graduate Assistant	Ohio State
1987-88	Head Coach	Zane Trace High School
1989	Head Coach	Van Wert High School
1990	Wide Receivers	Ohio
1991-92	Defensive Line	Ohio
1993-2003	Head Coach	Marion Harding High School
2004-06	Running Backs	Cincinnati
2007	Linebackers	Cincinnati

### RECRUITING AREAS:

Columbus, Eastern Ohio, Northern Florida, and Cincinnati

**T**im Hinton is heading into his fourth season as an assistant at UC and his first as linebackers coach.

Hinton struck success almost immediately as running backs coach after arriving at Cincinnati in 2004. In his first season, he helped develop Richard Hall into a 1,000-yard rusher and an all-league performer and tutored a ground attack that averaged 183.4 yards per contest.

This past season, Hinton worked with a trio of Bearcats running backs who combined for 1,358 rushing yards and 10 touchdowns. In 2006, Hinton's efforts with UC's special teams resulted in the Bearcats averaging 22.8 yards per kickoff return, ranking them 23rd nationally.

Before arriving at UC, Hinton spent 11 seasons as head coach at Marion Harding High School, where he directed teams to five conference titles and five appearances in the state playoffs. He had two teams advance to the regional finals and sent 13 players to the major college playing ranks. In 1995, he was named Ohio Division I Co-Coach of the Year.

Hinton has served as an assistant in the college ranks for nine seasons. He spent three years at Ohio University, two as defensive line coach (1991-92) and one with the receivers (1990). He was a member of the Ohio State staff for two years (1985-86), helping the Buckeyes to a pair of bowls and a share of the 1986 Big Ten championship as a graduate assistant.

During his four seasons at Wilmington College (1981-84), Hinton helped the school to two league crowns and a pair of appearances in the NAIA playoffs.

Hinton launched his coaching career while an undergraduate at Wilmington, serving as an assistant at Amanda-Clearcreek High for three years (1978-80). He was a student assistant coach at Wilmington in 1981, and a head coach at Zane Trace (1987-88) and Van Wert (1989) high schools.





## Ernest Jones

**Running Backs • Eighth season**

### Jones at a Glance

#### PERSONAL INFORMATION

**Date of Birth:** January 18, 1970

**Wife:** Kimberly

**Children:** Kgai

**Education:** 1995 Alcorn State, B.S. in Biology  
2002 Concordia, M.A. in Human Services

#### COACHING EXPERIENCE:

Years	Positions	School
2000-02	Defensive Backs	Concordia
2003	Recruiting Coordinator/Defensive Backs	Kentucky State
2004	Defensive Coordinator/Defensive Backs	Oberlin
2005	Cornerbacks	Central Michigan
2006	Running Backs	Central Michigan
2007	Running Backs	Cincinnati

#### RECRUITING AREAS:

Chicago, Flint, Mich., Northern Indiana, and Cincinnati

**E**rnest Jones is entering his third season on Brian Kelly's staff. Jones' primary responsibility is instructing the Bearcats' running backs.

In 2006, he helped develop a Central Michigan rushing attack that averaged 127.9 yards per game. Jones moved to the offensive side after serving as the cornerbacks coach in 2005.

Prior to the 2006 season, Jones was one of 25 coaches nationwide selected to participate in the NCAA Expert Coaches Academy, a program designed to assist coaches with career advancement, networking and exposure opportunities, and to raise awareness regarding the substantial pool of talented and qualified minority coaching candidates.

Jones arrived at CMU from Oberlin College where he served as the defensive coordinator and defensive secondary coach in 2004. He spent the 2003 campaign at Kentucky State.

After playing five years of professional football, Jones began his coaching career at Concordia University (Minn.) where he mentored the defensive backs from 2000-02.

Jones, who earned an associate's degree from Hinds Community College in 1993, is a 1995 graduate of Alcorn State University. He earned a master's degree from Concordia in 2002 and is currently working on his doctorate in human services at Walden University.







# Charley Molnar

Passing Game Coordinator/Wide Receivers • 24th season

## Molnar at a Glance

### PERSONAL INFORMATION

**Date of Birth:** July 23, 1961

**Wife:** Meg

**Children:** Charley III, Gillian, Tate, Bryce, Mitch, Gemma, Gianna and Dominic

**Education:** 1984 Lock Haven, B.S. in Political Science

### COACHING EXPERIENCE:

Years	Positions	School
1984-86	Wide Receivers, Tight Ends, Running Backs and Kickers	Lock Haven
1987-88	Graduate Assistant (Quarterbacks and Receivers)	Virginia
1989	Quarterbacks	Western Carolina
1990-93	Offensive Coordinator, Quarterbacks and Wide Receivers	Illinois State
1994-2000	Offensive Coordinator, Quarterbacks and Wide Receivers	Kent State
2001	Wide Receivers	Eastern Illinois
2002	Quarterbacks	Eastern Michigan
2003-04	Quarterbacks	Western Michigan
2005	Associate Head Coach and Offensive Coordinator	Indiana State
2006	Quarterbacks and Wide Receivers	Central Michigan
2007	Passing Game Coordinator and Wide Receivers	Cincinnati

### RECRUITING AREAS:

Northeast Ohio, Maryland, New Jersey, and Pennsylvania

Charley Molnar, who has compiled 23 seasons of experience coaching on offense, mentors the wide receivers while also serving in the role of passing game coordinator for the Bearcats.

Molnar spent the 2006 campaign in a similar role under Kelly at Central Michigan, aiding the passing game and tutoring the team's wide receivers and quarterbacks. He worked with a receiving corps that included five receivers who caught five or more touchdown passes and a rookie quarterback who ranked 19th nationally in passing efficiency.

The coaching veteran pulled off a rare feat last season by coaching in 15 games, including the 2006 Mid-American Conference Championship game, 2006 Motor City Bowl, and 2007 International Bowl. The accomplishments do not stop there, as he worked with the Most Valuable Player in all three postseason games.

Molnar boasts 12 years of experience as an offensive coordinator. He most recently spent the 2005 campaign as the offensive coordinator and associate head coach at Indiana State.

He also served as offensive coordinator, quarterbacks and wide receivers coach for four seasons at Illinois State (1990-93) and held the same post at Kent State for seven years (1994-2000). Other coaching stops included Western Michigan (2003-04), Eastern Michigan (2002), and Western Carolina (1989).

A 1984 graduate of Lock Haven University, Molnar began his coaching career at his alma mater that same year. He spent three seasons at Lock Haven, during which he coached receivers, tight ends, running backs, and kickers.

He went on to serve as a graduate assistant at Virginia, aiding in the instruction of the quarterbacks and receivers during both the 1987 and 1988 campaigns.





# COACHES AND STAFF



## Adam Shorter

**Graduate Assistant  
Second season**

**I**nvolvement in the Bearcats' football program since he was a freshman in 2000, Adam Shorter enters his second season as a graduate assistant.

Shorter served an integral role in Cincinnati's 8-5 finish in 2006, serving both the defensive and offensive coaches during the year.

Shorter lettered four years as an offensive lineman for Cincinnati. He was the starting center on the 2004 squad and spent the previous two seasons as a reserve at guard.

The recipient of the John Pease Award as the most outstanding offensive lineman as a senior, Shorter appeared in three bowl games as a Bearcat. He was a part of the 2001 Motor City Bowl, the 2002 Conference USA Championship squad that played in the New Orleans Bowl and wrapped up his senior year in the Fort Worth Bowl.

Originally hailing from Indianapolis, Shorter is a 2005 graduate of the University of Cincinnati. He and his wife Michelle reside in Cincinnati.



## Jacob Flint

**Assistant Strength Coach  
First season**

**A**fter spending the past four years as a member of the Central Michigan football program, Jacob Flint enters his first season as a member of the strength and conditioning staff at the University of Cincinnati.

A walk-on for the Chippewas, Flint was rewarded for his dedication to the football program with a scholarship from Brian Kelly's staff. A scout team contributor for three years, he continued his involvement with the program after exhausting his eligibility. Flint worked as a student assistant, serving primarily in the weight room and assisting the development of the running backs for the 2006 campaign in which the Chippewas won both Mid-American Conference and Motor City Bowl titles.

A native of Shepherd, Mich., Flint graduated with honors from Central Michigan in 2007. A four-sport letterwinner at Shepherd High School, he was a two-time all-league running back. Flint earned all-state honors after leading the Bluejays to the state semifinals during his final prep campaign.



**Jon Tobin**  
Student Assistant



**Brad Bury**  
Student Assistant



## Jesse Minter

**Graduate Assistant  
First season**

**J**esse Minter returns home to Cincinnati for his first season with the Bearcats' football team. His primary duty will be assisting the defensive coaches with administrative aspects of the football office.

A 2005 graduate of the College of Mount St. Joseph, Minter served as a football intern at Notre Dame a year ago. He helped a defensive unit that keyed the Irish to a 10-3 record.

A four-year football letterwinner, Minter helped Mount St. Joseph compile a 30-10 record, marking the best four-year mark in school history, as the Lions won consecutive Heartland Collegiate Athletic Conference crowns in 2004 and 2005.

As a wide receiver, Minter helped the Lions to back-to-back NCAA Division III playoff appearances in both his junior and senior seasons. In 2004, Mount St. Joseph dropped its first-round playoff game after posting a perfect 10-0 mark in the regular season. The following year, it lost to eventual national champion Mount Union in the first round.

A native of Yorktown, Ind., Minter graduated from Yorktown High School. He is the son of former Cincinnati head football coach Rick Minter.



## Michael Painter

**Intern  
First season**

**A**fter one season as an intern at Central Michigan, Michael Painter is entering a similar role at the University of Cincinnati for the 2007 campaign.

At CMU, Painter assisted in all facets of football operations. He was an integral part of the daily practice routine and managed the scout team defense and special teams units that helped the Chippewas win both the 2006 Mid-American Conference and Motor City Bowl titles. In 2005, Painter worked with summer camps and recruiting operations in the football office at Bowling Green.

A native of Sandusky, Ohio, Painter earned four varsity awards in football and track to go with two in basketball at Perkins High School.

Painter played football collegiately at Mount Union College, where he won an Ohio Athletic Conference Championship and a trip to the 2003 NCAA Division III National Championship game. An injury cut short his playing career, and he transferred to Bowling Green where he graduated magna cum laude with his degree in sport management in 2006.

Painter is continuing his education, studying in the College of Education, while serving the football program.





# John Widecan

**Assistant Athletics Director for Football Operations • 18th season**

## Widecan at a Glance

### PERSONAL INFORMATION

**Date of Birth:** October 19, 1965

**Wife:** Michelle

**Children:** Mallory, Colin and J.P.

**Education:** 1988 Mercyhurst, B.S. in Mathematics

Mercyhurst, B.S. in Education

1990 Cincinnati, M.A. in Criminal Justice

### EXPERIENCE:

Years	Positions	School
1988	Defensive Line	Mercyhurst
1989-90	Graduate Assistant	Cincinnati
1991-2006	Administrative Coordinator	Cincinnati
2007	Assistant Athletics Director for Football Operations	Cincinnati

John Widecan is in his 16th year of handling the daily administrative responsibilities for the University of Cincinnati football program, including video operations and exchanges. He was promoted to Assistant Athletics Director for Football Operations following the 2006 campaign.

Widecan is beginning his 18th season at Cincinnati. He originally joined the UC staff in 1989 as a graduate assistant coach. His primary emphasis includes setting up practice schedules, coordinating team travel, overseeing video operations, and assisting with on-campus recruiting.

Widecan was promoted to administrative coordinator in 1991. He is also responsible for supervising the video operations at all practices and games. Widecan was recognized by being named the 1997-98 Conference USA Video Coordinator of the Year by the Collegiate Sports Video Association.

Prior to coming to UC, Widecan began his career as defensive line coach at his alma mater, Mercyhurst.

In addition to his video duties, Widecan manages most of the football events throughout the calendar year, including the annual Lettermen's Weekend.

A native of Wickliffe, Ohio, he was an all-conference and all-area performer at Wickliffe High. Widecan earned *Football News* Division III All-America honors as well as all-ECAC acclaim at Mercyhurst, where he earned bachelor's degrees in mathematics and education in 1988. He received his master's degree in criminal justice from UC in 1990.



**Maria Gruber**  
*Administrative Assistant  
for Recruiting*



**Matt Louis**  
*Staff Assistant  
for Coach Kelly*



**Erin Clayton**  
*Administrative Assistant  
for Football*



## Bob Mangine

Football Athletics Trainer • Sixth season

### Mangine at a Glance

#### PERSONAL INFORMATION

**Date of Birth:** June 18, 1952

**Wife:** Marsha Eifert-Mangine

**Children:** Matt, Mark, Robert, A.J. and Angela

**Education:** 1977 Pittsburgh, B.S. in Athletic Training  
1980 Cincinnati, M.Ed. in Physical Therapy

#### COACHING EXPERIENCE:

Years	Positions	School
1975-77	Physical Therapist	Montefiore Hospital
1977-80	Director of Rehabilitation	Cincinnati
1980-82	Assistant Professor of Physical Therapy	Medical College of Virginia
1982-92	Director of Rehabilitation	Cincinnati Sportsmedicine and Orthopaedic Center
1991-2007	Owner / Operator	NovaCare Rehabilitation
2002-07	Director of Rehabilitation	Cincinnati
2005-07	Athletics Trainer	Cincinnati

**B**ob Mangine's extensive experience in the field of athletics training makes him well-suited to diagnose and treat injuries as well as advising on their prevention.

As athletics trainer for football, Mangine supervises a program that addresses the health and well-being of the Bearcats on a year-round basis by drawing from over three decades of experience in sports medicine.


Mangine, who assumed the football duties in 2005, has served as Director of Rehabilitative Services at the University of Cincinnati since 2002. He has worked with both amateur and professional athletes since 1976, when he first arrived at UC. In 1982, he assisted in the development of the nationally recognized Cincinnati Sportsmedicine and Orthopaedic Center. After serving approximately 10 years with the organization, he started his own practice which merged with NovaCare Rehabilitation in 1998.

While he was a student at the University of Pittsburgh, Mangine launched his career in athletics training. He served as assistant trainer of the Pittsburgh Condor Basketball Club and as head athletics trainer at the Community College of Allegheny County prior to graduation in 1977.

Mangine served as director of rehabilitation at UC from 1977-80 while earning his master's degree. After two years as an assistant professor of physical therapy at the Medical College of Virginia, he returned to Cincinnati to work in private clinics.

Mangine currently serves as National Director of Clinical Research and Education for NovaCare and is President of MBM Consultants, which provides management for physical therapy and occupational therapy management.

A 25-year award recipient of the National Athletic Trainers Association, he was the head athletic trainer for the aquatic teams at the 1996 Olympics, and the Goodwill Games of 1986, 1990 and 1998. He is a charter member of the Sports Physical Therapy Section Hall of Fame.







## Angelo Colosimo

Director, Division of Sports Medicine  
Department of Orthopaedics

17th season

**A**ngelo J. Colosimo, M.D. is currently an Assistant Professor, Director of the Division of Sports Medicine and Team Orthopaedic Surgeon for the University of Cincinnati and the Cincinnati Bengals. He is

the co-director of the Wellington/University of Cincinnati Sports Medicine Fellowship.

Dr. Colosimo takes an active role in the Greater Cincinnati community by supporting and providing medical coverage for several area high schools.

A native of Yonkers, N.Y., Dr. Colosimo was a two-time first-team academic all-America running back at Colgate University. He signed as a free agent with the New England Patriots and eventually entered New York University School of Medicine, where he obtained his M.D.

Dr. Colosimo conducted his orthopaedic residency training at the Duke University Medical Center and assisted in the care of the Blue Devil athletic teams. Upon completion of his orthopaedic residency, he moved on to a Sports Medicine Fellowship with the Kentucky Sports Medicine Clinic in Lexington, Ky. and served as assistant orthopaedic surgeon to both Kentucky and Eastern Kentucky athletics.

Dr. Colosimo is a member of numerous societies, including The American Orthopaedic Society for Sports Medicine, Arthroscopy Association of North America, American Academy of Orthopaedic Surgeons and many others. He also is on the board for the National Football Foundation and College Hall of Fame.

As the director of Sports Medicine at the University of Cincinnati, Dr. Colosimo is involved in the education of residents and sports medicine fellows. He is involved in ongoing sports medicine research and lectures regionally and nationally on numerous sports medicine topics.

Dr. Colosimo lives in Villa Hills, Ky., with his four children: Joseph Louis, Michael Angelo, Nicholas Alberto, and Sophia Francesca.



## Beth Raitz Rex

Athletics Trainer

Second season

**B**eth Raitz Rex begins her second season as an athletics trainer for football, and her sixth overall at Cincinnati. Along with serving as the assistant athletics trainer for football, Rex coordinates the day-to-day care of the men's and women's golf programs.

Previously, she served as the athletics trainer for the Bearcats' baseball, women's basketball, men's soccer, tennis, cheerleading and dance teams.

Along with her work on the field, Rex manages the administrative responsibilities for the athletics training room. She oversees the budget, handles all purchases and inventory and processes all medical claims for UC's student-athletes.

An accredited curriculum instructor in the College of Education, Rex supervises the athletics training students associated with the football program. She also directs a roster of three interns and a graduate assistant.

Rex came to Cincinnati with extensive experience at the college and professional level. Prior to arriving at Cincinnati, she spent two years as an assistant athletics trainer at Memphis. While there, she provided primary care assessment and treatment for baseball, women's basketball and men's soccer. During the spring of 2001, she also aided the Memphis Maniax of the XFL.

Rex earned her first full-time athletic training position at the College of Wooster in August of 1998. During her one year on the Division III campus, she managed the athletics training duties for 21 varsity sports.

A 1996 graduate of Cincinnati, Rex began her career as a graduate assistant at Eastern Kentucky University. She earned her master's degree in one year and quickly moved on to the National Athletics Trainers' Association's (NATA) national headquarters in Dallas in 1997.

An active member of the NATA, Rex accepted a three-year commitment to chair the NATA Research and Education Foundation Scholarship Committee in June of 2007. A native of Tiffin, Ohio, she is married to Byron Rex.



**Jim Ellis, O.D.**  
Team Optometrist



**Keith Kenter, M.D.**  
Team Orthopaedic Surgeon



**Jerome McMahon, D.D.S.**  
Team Dentist



**W. Kenneth Stephens, M.D.**  
Team Physician



## Paul Longo

Director of Strength and Conditioning • 21st season

### Longo at a Glance

#### PERSONAL INFORMATION

**Wife:** Shannon

**Children:** Anthony and Natalie

**Education:** 1981 Wayne State, B.A.

#### COACHING EXPERIENCE:

Years	Positions	School
1987	Strength Assistant Coach	Wisconsin
1988-2004	Strength Head Coach	Iowa
2004-06	Strength Head Coach	Central Michigan
2007	Director of Strength and Conditioning	Cincinnati

**P**aul Longo enters his fourth season alongside Brian Kelly as speed, strength, and conditioning coach for football.

Longo, who was named Cincinnati's Director of Strength and Conditioning in January 2007, oversees the weight training and conditioning efforts for all 18 of the Bearcats' varsity sports.

A recipient of the Collegiate Strength and Conditioning Coaches Association's Master Strength Coach Award, which is the highest achievement in the field, in May 2001, Longo spoke at the 1993 National Strength and Conditioning Association convention on "Functional Speed Development for Football."

A 20-year coaching veteran, Longo produced six NFL draft picks in three years at Central Michigan. In 2007, Longo added three new names to his roster, including first-round draft choice of the San Francisco 49ers, Joe Staley.

Longo served alongside legendary Iowa head coach Hayden Fry as strength and conditioning coach from June, 1988 until January, 1999. He played a key role in the Hawkeyes' development during the program's 1990 Big Ten championship season.

While working with the Hawkeyes, Longo was a part of seven bowl trips, including two stops at the Peach Bowl and Alamo Bowl, and one appearance each in the Rose Bowl, the Holiday Bowl, and Sun Bowl.

During his tenure with the football team, the Hawkeyes had more than 80 players drafted into the NFL. The victorious 1996 Alamo Bowl team had 19 former walk-ons on its 65-man squad.

A four-year starter on the Wayne State football team and twice its MVP, Longo set season and career receiving records. He was in training camps as a free agent with four teams in three different leagues.

Longo, who was a first-team all-state selection at Sterling Heights Stevenson in 1976, began his professional career as an assistant strength and conditioning coach at Wisconsin in March, 1987, before moving to Iowa in 1988.







## Jeff Hericks

**Equipment Manager**

**Sixth season**

**J**eff Hericks is entering his sixth season as a member of the Bearcats' football equipment staff and his fourth as the head equipment manager. Hericks handles all of the advance travel of equipment for road games and the day-to-day aspects

of the football program's equipment, including purchasing, maintenance, organization and coordination of the nine-member student assistant program. He prides himself on fitting all of the student-athletes, coaches and staff with the proper equipment and Nike apparel.

His responsibilities at home games and practices consists of the setup and teardown at Nippert Stadium as well as storage of equipment and assigning and managing team and official locker rooms. On game day, Hericks assembles 18 sets of headphones for Cincinnati's sideline and press box communication system.

Hericks also coordinates the logistical efforts for taking the Bearcats' equipment on the road with Bill Kissel, the owner of Bell Moving and Storage, located in Fairfield, Ohio. Each road game includes loading a 53-foot semi-trailer with approximately 15,000 pounds of football gear.

Prior to arriving at Cincinnati, Hericks served as the football equipment manager at Toledo for eight years. While serving with the Rockets, he earned Mid-American Conference championship rings after the 1995 Las Vegas Bowl and the 2001 Motor City Bowl. He was also a part of three other MAC West Division titles.

A native of Cincinnati, Hericks served as a student equipment manager at Akron from 1990-93. A 15-year veteran of the Athletic Equipment Managers' Association (AEMA), he achieved his equipment manager certification in 2000. He completed his term on the Schutt Athletic Council during the 2006 campaign.

Hericks and his wife, Missie, have two sons, Nathan and Ryan.



## John Sells

**Video Coordinator**

**Second season**

**J**ohn Sells begins his second year as the video coordinator for the Cincinnati football program. He is responsible for the preparation of weekly scouting reports, film breakdown, implementation of recruiting weekends, motivation videos, daily practice

video and overseeing a staff of student assistants.

Sells served in a similar role at Western Michigan from 1999 through 2004. He was a part of back-to-back MAC West Division titles in each of his first two seasons working for Gary Darnell's Broncos.

While in Kalamazoo, Sells implemented the Pinnacle SportsPro editing systems for football. He also recruited, supervised and trained student assistants to aid in the video work associated with practices and games. His role also included maintaining the equipment and supplies, transportation and setup of equipment on the road and tape exchanges for the Broncos.

Prior to joining Western Michigan's staff, Sells spent one season at East Carolina. As Director of Athletics Video, his duties entailed staffing and coordinating the video efforts at Pirate events. He moved to the Greenville, N.C., campus after serving two seasons as video coordinator at Ball State.

A former walk-on wide receiver, Sells was part of two Mid-American Conference championship teams at Ball State. He was a sophomore on the roster during the Cardinals' trip to the 1993 Las Vegas Bowl and was a graduate assistant when they returned to Las Vegas in 1996. He was forced to move to a student assistant's position for his senior season after a knee injury ended his playing career.



# GAME DAY ASSIGNMENTS

## Assistant Coaches on the Sideline



**Mike Elston**

*Special Teams Coordinator/  
Tight Ends*



**Greg Forest**

*Quarterbacks*



**Keith Gilmore**

*Assistant Head Coach/  
Defensive Line*



**Tim Hinton**

*Linebackers*



**Jeff Quinn**

*Offensive Coordinator/  
Offensive Line*

## Assistant Coaches in the Booth



**Kerry Coombs**

*Defensive Backs*



**Ernest Jones**

*Running Backs*



**Charley Molnar**

*Passing Game Coordinator/  
Wide Receivers*



**Joe Tresey**

*Defensive Coordinator*





# ***Administration***

***Dr. Nancy Zimpher, President***

**112**

***Mike Thomas, Athletics Director***

**113**

***Senior Administration***

**114**

***Head Coaches***

**115**

***Athletics Staff***

**116-117**

***UCATS***

**118**



# DR. NANCY ZIMPHER



Since October 1, 2003, Nancy L. Zimpher has served as the University of Cincinnati's 25th President and its first woman president. At UC, Dr. Zimpher has launched a comprehensive academic planning process that involved a wide spectrum of the university's stakeholders and resulted in the university's strategic vision, *UC | 21: Defining the New Urban Research University*.

From 1998 to 2003, Dr. Zimpher was the Chancellor of the University of Wisconsin-Milwaukee and held a faculty position in its School of Education. Prior to her appointment in Wisconsin, she served as the Executive Dean of the Professional Colleges and Dean of the College of Education at The Ohio State University in Columbus, Ohio. During her career, Dr. Zimpher has worked in various administrative positions and engaged in research and development efforts concerned with improving the preparation of teachers, especially teachers for urban contexts.

Dr. Zimpher is the co-author and co-editor of books on university leadership as well as books on teacher education and urban education. She also has authored and co-authored many monographs, book chapters, and academic journal articles related to academic leadership, school/university partnerships and teacher education, and in many instances her co-author has been her husband, Dr. Kenneth R. Howey, a research professor in education at UC. She often is sought after as a key participant at both national and international conferences, making numerous presentations for groups such as the American Association of

Colleges for Teacher Education (AACTE), Association of Teacher Educators (ATE), American Educational Research Association (AERA), American Association for Higher Education (AAHE), National Association of State Universities and Land-Grant Colleges (NASULGC) and the American Council on Education (ACE).

Currently, she serves as chair of the NASULGC Board of Directors and of a national network of presidents of Urban Serving Universities (USU). She also serves on the boards of ACE and the National Commission on Writing for America's Families, Schools, and Colleges and as the BIG EAST Conference representative to the Division I Board of Directors of the National Collegiate Athletic Association (NCAA). A past president of a national education reform network, The Holmes Partnership, she has previously served on the Executive Board of the National Council for Accreditation of Teacher Education, as key investigator in the eight-year Research About Teacher Education (RATE) Study, on the American Council on Education's Leadership and Institutional Effectiveness Commission as chair of NASULGC's Commission on International Programs and as Project Director for a U.S. Department of Education Teacher Quality Grant.

Dr. Zimpher participates on numerous state, regional, civic and community commissions and boards. Presently, she co-chairs the Ohio Board of Regents' Articulation & Transfer Advisory Council, serves on the board of the Governor's Ohio Partnership for Continued Learning and is a co-founder of a new coalition of higher education constituencies in Ohio called the Higher Education Leadership Coalition. She also serves on the Cincinnati Business Committee and co-chairs its Education Task Force; serves on the boards of the Cincinnati USA Regional Chamber of Commerce, Cincinnati Center City Development Corp. (3CDC), the National Underground Railroad Freedom Center, the United Way of Greater Cincinnati; and chairs the Uptown Consortium, a five-way partnership in neighborhood development adjacent to UC and the consortium partners.

She is the recipient of numerous awards including the Council for the Advancement and Support of Education's Chief Executive Leadership Award (2003); Ohio State University's Alumni Association Professional Achievement Award; the Associa-

tion of Teacher Educators' Distinguished Research Award; the AACTE's Edward C. Pomeroy Award for Outstanding Contributions to Teacher Education; and Virginia Commonwealth University's Distinguished Woman Scholar Award. In 1998, she was inducted into the Ohio Women's Hall of Fame, and she has been recognized with the YWCA's Women of Achievement award in Columbus, Milwaukee and Cincinnati.

## University Board of Trustees



**Jeffrey L. Wyler**  
Chair



**C. Francis Barrett, Esq.**



**Anant R. Bhati, M.D.**



**Margaret E. Buchanan**



**Phillip R. Cox**



**Gary Heiman**



**Sandra W. Heimann**



**Thomas H. Humes**



**H. C. "Buck" Niehoff, Esq.**



# MIKE THOMAS



## Thomas at a Glance

**Wife:** Jenifer

**Children:** Vince, Joey, Mick, and Meredith

**Education:** 1983 Colorado State, B.S.  
1986 Western Illinois, M.S.

### EXPERIENCE:

1985-86	Marketing and Promotions Associate	Iowa
1986-93	Assistant Director of Athletics	Denver
1993-2000	Associate Director of Athletics	Virginia
2000-05	Director of Athletics	Akron
2005-07	Director of Athletics	Cincinnati

men's soccer team became the first Bearcat squad to claim a BIG EAST title, winning the Red Division of the league's regular season race.

"Spreading the Bearcats' message is vital to our continued brand building efforts and our charge to reach out to our alumni, donors, and sports fans and share the excitement of being a Bearcat," says Thomas. "I am very proud of the strides that we are making in all areas of UC Athletics. Our achievement is coming as a result of working together as a team. Our student-athletes and staff are setting the bar high and then are reaching their goals."

During his tenure at UC, Thomas has overseen the hiring of four head coaches (men's basketball coach Mick Cronin, women's basketball coach J. Kelley Hall, football coach Brian Kelly, and women's lacrosse coach Lellie Swords), added the sport of women's lacrosse, and introduced a new financial management plan which will trend operations towards a balanced budget for the first time in over a decade.

In March 2007, UC Athletics was recognized in the 2006-07 Diversity in Athletics Award, presented by the Laboratory for Diversity in Sport at Texas A&M University. The award recognizes the NCAA Division I departments of athletics that excel in various areas of diversity. UC was recognized for the graduation of African-American male athletes. UC was one of just 10 programs nationwide to earn the distinction.

Prior to coming to UC, Thomas spent five years as the Director of Athletics at The University of Akron, seven years as associate athletics director at the University of Virginia, an institution known for achieving impressive success both academically and athletically, before bringing that model to Akron. Virginia finished in the top 25 in the Director's Cup in each year of Thomas' tenure there while at the same time was in the Top 10 nationally in student-athlete graduation rates.

Under Thomas' direction, Akron rose from last place to second among Mid-American Conference schools in the Director's Cup annual rankings. Simultaneously, Akron vaulted from last to second place in the MAC

Academic Achievement Awards.

Support services and facilities for academic support for student-athletes were significantly increased, which resulted in a significant improvement in grade point averages and graduation rates of UA student-athletes.

Thomas has coordinated over \$140 million in facility construction and renovation in his career, including \$25 million in capital improvements to Akron's facilities.

Recognized for his administrative acumen by his peers, Thomas presently serves on several national and conference committees, including the NCAA Division I Men's Basketball Issues Committee, and the Division I-A Athletics Directors Association Legislative Review Committee.

Most recently, Thomas was named to the NCAA Division I Championships/Competition Cabinet, which is one of two committees that reports to the Division I Management Council. The cabinet has oversight authority of Division I National Championships; sports sciences issues; certification of postseason, all-star and exempted contests; personnel limitations; practice seasons; Olympic sport issues; and student-athlete awards and benefits. In addition, Thomas serves on the Postseason Football Licensing Subcommittee which is the certifying body for football bowl games.

Thomas has also previously served as a member of the NCAA Division I Women's Basketball Issues Committee and the NCAA Division I Academics/Eligibility/Compliance Cabinet.

In 2005 Thomas received the General Robert R. Neyland Outstanding Athletics Director Award, recognizing his achievements at the University of Akron.

Prior to his experience at Virginia, Thomas spent seven years at the University of Denver as assistant athletics director for internal operations, and one year at the University of Iowa in marketing and promotions.

Thomas, 47, received his B.S. degree in Business Administration from Colorado State University in 1983, and his M.S. degree in Athletics Administration from Western Illinois University in 1986. He and his wife, Jenifer, have four children: Vince, Joseph, Mick, and Meredith.

**M**ike Thomas, a 21-year veteran of college administration, was named as the University of Cincinnati's new athletics director on October 20, 2005. Since taking the reigns of the 18-team, 560 student-athlete department, Thomas has championed student-athlete development and fiscal responsibility, while also authoring a detailed plan for competitive success in the BIG EAST Conference and on the national level.

In May of 2006, Thomas introduced his vision for Bearcat Athletics, aptly titled CATAPULT. Thomas' five-year vision for UC's 18-sport intercollegiate program was launched on the six-month anniversary of his hiring as AD. The plan focuses on three main initiatives: winning BIG EAST team championships, high-level academic achievement, and a comprehensive integration with the Greater Cincinnati Community.

During the 2006 Fall Quarter, the first under the CATAPULT plan, UC's sports teams made major improvements in academics, achieving an overall grade point average (GPA) of 2.938. Additionally, 11 of the 17 squads posted team GPAs higher than the general UC student body GPA of 2.965.

A total of 247 student-athletes from UC's 18 sports were named to either the Bearcat or the Topcat Honor Roll. To qualify for the Bearcat Honor Roll, a student-athlete must have earned a grade point average between 3.0 and 3.49 for the quarter, while Topcat honorees must maintain between a 3.5 and a 4.0 GPA.

The Bearcats are stepping up their levels of performance in BIG EAST competition, as four of the six UC fall sports teams improved their finish in the final conference standings over that of Fall 2005. The Bearcat teams collectively posted an improvement of three places. UC's



## Dr. Fritz Russ

### Faculty Athletics Representative

**P**resident Nancy L. Zimpher appointed Dr. Fritz Russ, Senior Vice Provost and Professor of Marketing, as the faculty athletics representative for the Cincinnati Department of Athletics, effective February 1, 2007. Dr. Russ will also be making a planned transition back to the full time faculty of the College of Business.

As the NCAA indicates, the university's faculty athletics representative (FAR) "works to support a campus environment where athletics is maintained as a vital component of the educational program and where student-athletes constitute an integral part of the student body."

Academic integrity, institutional control of the athletics program, and promotion of student-athlete welfare are a FAR's major focus.

The position's duties include being a liaison between academics and athletics; serving on the University Athletics Committee; assisting in institutional certification processes; participating in compliance reviews; monitoring student-athletes' academic performance and their welfare, assessing and advising on NCAA and conference policies; and attending conference and NCAA meetings.

Russ, who joined the UC faculty in 1989, is the former Dean of the College of Business Administration and former Marketing Department head. Before coming to the University of Cincinnati, he was a chaired professor at the University of North Carolina, where he also served for four years on the university's faculty athletics committee. Russ earned a bachelor's degree from Eckerd College, and a masters and doctorate from Carnegie-Mellon University.



### Bob Arkeilpane

Deputy Director of Athletics  
[Bob.Arkeilpane@uc.edu](mailto:Bob.Arkeilpane@uc.edu)



### Mike Waddell

Senior Associate Director of Athletics  
External Relations  
[Mike.Waddell@uc.edu](mailto:Mike.Waddell@uc.edu)



### Andy Hurley

Associate Director of Athletics  
Development  
[Andy.Hurley@uc.edu](mailto:Andy.Hurley@uc.edu)



### Jeanette Shoecraft

Associate Director of Athletics  
Chief Financial Officer  
[Jeanette.Shoecraft@uc.edu](mailto:Jeanette.Shoecraft@uc.edu)



### Dan Krone

Assistant Director of Athletics  
Facilities and Operations  
[Dan.Krone@uc.edu](mailto:Dan.Krone@uc.edu)



### Bill Walker

Assistant Director of Athletics  
Sports Medicine  
[Bill.Walker@uc.edu](mailto:Bill.Walker@uc.edu)



# HEAD COACHES



**Janet Carl**  
Men's and Women's Golf  
[Janet.Carl@uc.edu](mailto:Janet.Carl@uc.edu)



**Brian Cleary**  
Baseball  
[Brian.Cleary@uc.edu](mailto:Brian.Cleary@uc.edu)



**Mick Cronin**  
Men's Basketball  
[Mick.Cronin@uc.edu](mailto:Mick.Cronin@uc.edu)



**Hylton Dayes**  
Men's Soccer  
[Hylton.Dayes@uc.edu](mailto:Hylton.Dayes@uc.edu)



**Tabby Fagan**  
Cheerleaders  
[Tabatha.Fagan@uc.edu](mailto:Tabatha.Fagan@uc.edu)



**Meridy Glenn**  
Women's Soccer  
[Meridy.Glenn@uc.edu](mailto:Meridy.Glenn@uc.edu)



**J. Kelley Hall**  
Women's Basketball  
[James.Hall5@uc.edu](mailto:James.Hall5@uc.edu)



**Monty Hopkins**  
M&W Swimming & Diving  
[Monty.Hopkins@uc.edu](mailto:Monty.Hopkins@uc.edu)



**Kimberly Jones**  
Tennis  
[Kimberly.Jones@uc.edu](mailto:Kimberly.Jones@uc.edu)



**Brian Kelly**  
Football  
[Brian.Kelly@uc.edu](mailto:Brian.Kelly@uc.edu)



**Pam Mork**  
Rowing  
[Pam.Mork@uc.edu](mailto:Pam.Mork@uc.edu)



**Bill Schnier**  
Men's Track and Field  
[Bill.Schnier@uc.edu](mailto:Bill.Schnier@uc.edu)



**Jim Schnur**  
Women's Track and Field  
[James.G.Schnur@uc.edu](mailto:James.G.Schnur@uc.edu)



**Lisa Spears**  
Dance Team  
[Lisa.Spears@uc.edu](mailto:Lisa.Spears@uc.edu)



**Reed Sunahara**  
Volleyball  
[Reed.Sunahara@uc.edu](mailto:Reed.Sunahara@uc.edu)



**Lellie Swords**  
Lacrosse  
[Lellie.Swords@uc.edu](mailto:Lellie.Swords@uc.edu)



## ATHLETICS STAFF

## Academic Services



**Jacki Lienesch**  
Director of Academic Services  
Jacki.Ryden@uc.edu



**Michael Davis**  
Academic Advisor  
Michael.Davis@uc.edu



**Megan Watson**  
Academic Advisor  
Megan.Watson@uc.edu



**Ronnell Blizzard**  
Academic Advisor  
Ronnell.Blizzard@uc.edu



**Jennifer Sturm**  
Learning Specialist  
Jennifer.Sturm@uc.edu



**Shelly Dixon**  
Academic Services Secretary  
Shelly.Dixon@uc.edu



**Terren Frenz, PhD.**  
Director of Bands  
Terren.Frenz@uc.edu



**Diane Wade**  
Business Office Administrator  
Diane.Wade@uc.edu



**Abby Houser**  
Accountant  
Abby.Houser@uc.edu



**Mary Lu Lodwick**  
Business Office Coordinator  
MaryLu.Lodwick@uc.edu



**Patty Speed**  
Business Office Administrator  
Patty.Speed@uc.edu



**Kami Little**  
Administrative Assistant  
Kami.Little@uc.edu



**Nate Baughman**  
Assistant Cheerleading Coach  
UCcheerleading@yahoo.com



**Tim Murphy**  
Assistant Cheerleading Coach  
UCcheerleading@yahoo.com



**Maggie McKinley**  
Dir. of Compliance/Student Services  
McKinleymf@uc.edu



**Rebecca Hinkel**  
Assistant Director of Compliance  
Kleinrb@uc.edu



**Deborah Gray**  
Financial Aid Coordinator  
Deborah.Rise@uc.edu



**Ann Orme**  
Compliance Secretary  
Ann.Orme@uc.edu

## Customer Service/Tickets



**Meagan Kantor**  
Manager Ticket Operations  
Meagan.Kantor@uc.edu



**Lindsey Delscamp**  
Asst. Manager Ticket Operations  
Lindsey.Delscamp@uc.edu



**Greg Harrell**  
Manager Group Sales/Special Events  
Greg.Harrell@uc.edu



**Eric Nelson**  
Manager Group Sales/Special Events  
Eric.Nelson@uc.edu



**Jeff Smith**  
Assistant Director of Athletics  
Jeffrey.Smith@uc.edu

## Development



**Jenny Gardner**  
Assistant Director of Athletics  
Jenny.Gardner@uc.edu



**TJ Feuerbach**  
Assistant Director of Development  
TJ.Feuerbach@uc.edu





**Daniel Solow**  
Development Program Associate  
Daniel.Solow@uc.edu



**Bryan Allen**  
Administrative Coordinator  
Bryan.Allen@uc.edu



Athletics

**Beth Hussey**  
Assistant to the Director  
Beth.Hussey@uc.edu



Equipment

**Ron Lehman**  
Manager for Olympic Sports  
Ron.Lehman@uc.edu



**Jason Buken**  
Asst. Manager for Olympic Sports  
Jason.Buken@uc.edu



Facilities and Operations

**Linda Neal**  
Assistant Manager  
Linda.Neal@uc.edu



**Scott Wilhoit**  
Administrative Coordinator  
Scott.Wilhoit@uc.edu



ISP Sports

**John Mason**  
Assistant VP/General Manager  
Jmason@ispsports.com



**Brian Florko**  
Assistant General Manager  
Bflorko@ispsports.com



**Andrew Bond**  
Account Executive  
Abond@ispsports.com



Marketing/Fan Development

**Joann Mantovani**  
Assistant Athletics Director  
Joann.Mantovani@uc.edu



**Leslie Wenert**  
Assistant Director  
Leslie.Wenert@uc.edu



**JeMaul Groce**  
Manager of Special Events  
Jemaul.Groce@uc.edu



Sports Communications

**Michael Harris**  
Assistant Athletics Director  
Michael.Harris@uc.edu



**Kelby Siler**  
Associate Director  
Kelby.Siler@uc.edu



**Lara Thornton**  
Associate Director  
Lara.Thornton@uc.edu



**Shawn Sell**  
Assistant Director  
Shawn.Sell@uc.edu



**Jeremy Martin**  
Assistant Director  
Jeremy.Martin@uc.edu



**Tommy Gelehrter**  
Director of New Media  
Tommy.Gelehrter@uc.edu



Sports Medicine

**David Fluker**  
Athletics Trainer  
David.Fluker@uc.edu



**Teresa Gethins**  
Athletics Trainer  
Teresa.Gethins@uc.edu



Strength and Conditioning

**Dave Andrews**  
Assistant Coach  
David.Andrews@uc.edu



**Curtis Bostic**  
Assistant Coach  
Curtis.Bostic@uc.edu



**Paul Ivkovich**  
Assistant Coach  
Paul.Ivkovich@uc.edu



Technology

**Bill Frigge**  
Director of Technology  
Bill.Frigge@uc.edu



## UCATS Mission

To provide financial support to fund student-athletes scholarships and special needs of the department of athletics; while fostering camaraderie, sportsmanship, and school spirit among students, faculty & staff, alumni and friends of the University of Cincinnati athletic programs.

## UCATS History

Since 1979 UCATS has been the framework for supporting the efforts of Bearcats' student-athletes. As the principal fundraising arm of athletics, UCATS provides a way for individuals to help talented young people receive a quality education while ensuring UC's tradition of both academic and athletic excellence.

UCATS donors are a key part of the UC athletics community and are essential to the success of Bearcats' athletics. Their annual contributions provide vital financial support that helps offset the educational expenses of over 500 Bearcats student-athletes, enabling them to succeed in the classroom, on the field, and in the community.

The UC Department of Athletics is responsible for funding all of the scholarship needs for Bearcats student-athletes. The department's reliance on private support increases each year with the continuous rise of tuition costs and scholarship fees.

UCATS is dedicated to the continued improvement and development of the Bearcats' Athletics program and the betterment of its student-athletes. Its donors are friends, alumni and advocates of the University who recognize the value of the intercollegiate athletic experience at the University of Cincinnati.




## UCATS

2751 O'Varsity Way  
Room 470  
Richard E. Lindner Center  
Cincinnati, OH 45221-0021

(513) 556-4884  
(877) 55-UCATS

[www.GoBEARCATS.com](http://www.GoBEARCATS.com)

## UCATS Board of Directors



*Jim Amann*



*Maria Cholak*



*John Courter*



*Bob Deubell*



*Gary Johns*



*John Keating*



*Shenan Murphy*



*Tim Murphy*



*Bill Nester*



*Kevin O'Brien*



*Fritz Russ, PhD.*



*Jeff Schaeper*



*Will Schwartz*



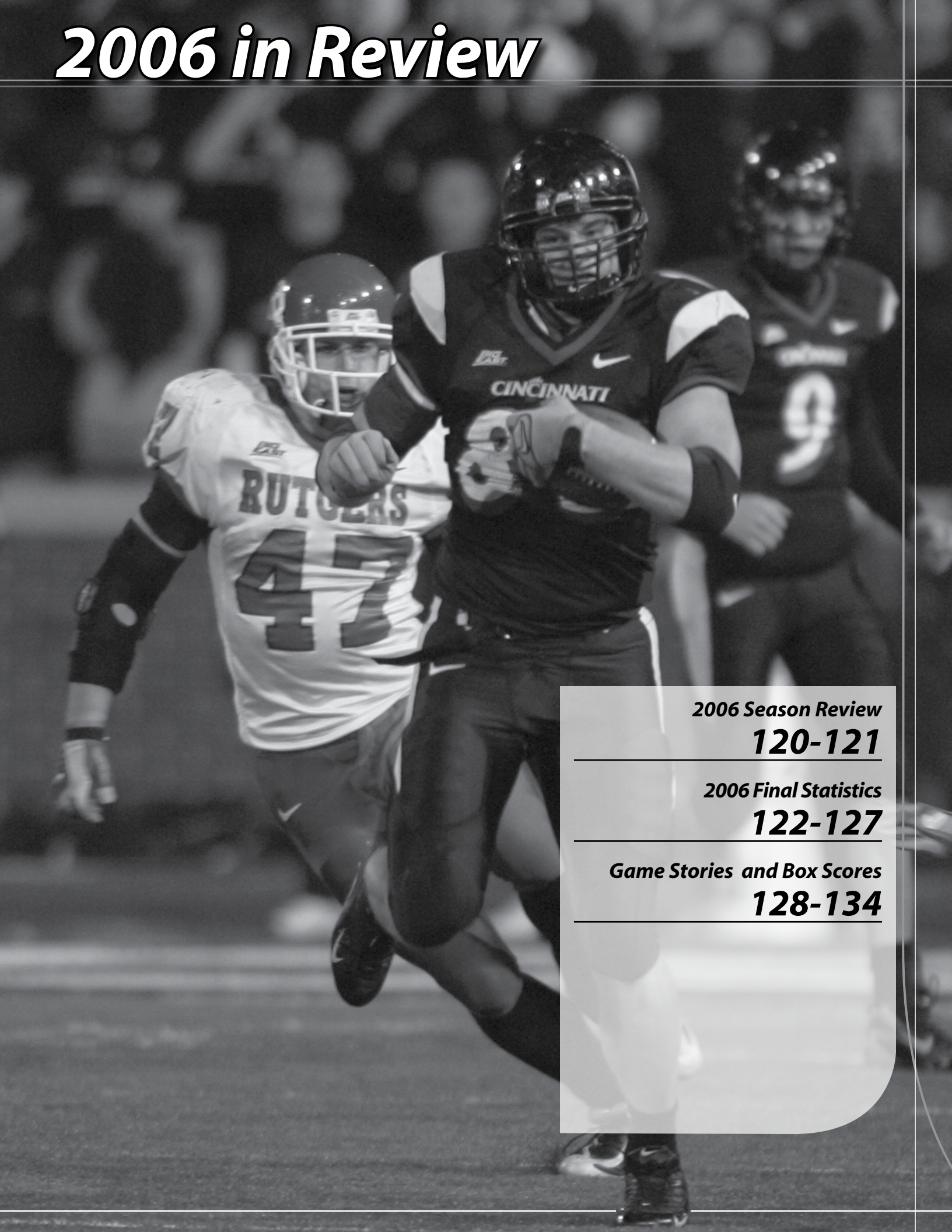
*Greg Wolf*



*Mike Ziegler*



# ***2006 in Review***



***2006 Season Review***  
**120-121**

---

***2006 Final Statistics***  
**122-127**

---

***Game Stories and Box Scores***  
**128-134**

---





# 2006 IN REVIEW

## National Awards

### Tostitos Fiesta Bowl Team of the Week

vs. Rutgers, Nov. 18

## BIG EAST Honors

### First Team

Terrill Byrd, DT  
Kevin McCullough, LB  
Dominic Ross, SS

### Second Team

Trevor Canfield, G  
Brent Celek, TE  
Mike Mickens, CB

## BIG EAST Player of the Week

### BIG EAST Offensive Player of the Week

Dustin Grutza, QB, vs. Syracuse, Oct. 28

### BIG EAST Defensive Player of the Week

Kevin McCullough, LB, vs. USF, Oct. 22  
DeAngelo Smith, DB, vs. Rutgers, Nov. 18

### BIG EAST Special Teams Player of the Week

Kevin Lovell, K, at Connecticut, Nov. 25

## BIG EAST Conference

### Football BIG EAST All-Academic Team

Digger Bujnoch, T  
Brad Bury, FB  
Jon Carpenter, LB  
Tony Carvitti, DT  
Brent Celek, TE  
Chris Flores, C  
Kevin Huber, P  
Jeff Linkenbach, T  
Ryan Manalac, LB  
Bill Poland, WR  
Dominic Ross, SS  
Kurt Shoemaker, WR  
Brian Steel, P  
Jon Tobin, OL  
Cedric Tolbert, S

## CoSIDA Academic Honors

### ESPN The Magazine Academic All-District IV

#### First Team

Tony Carvitti, Sr., DT, Cincinnati, Ohio  
Bill Poland, Sr., WR, Cincinnati, Ohio

### ESPN The Magazine Academic All-District IV

#### Second Team

Brent Celek, Sr., TE, Cincinnati, Ohio

## Cincinnati Team Awards

### Claude Rost Award - Most Valuable Player

Brent Celek, TE ..... Sr. .... Cincinnati, Ohio

### John Pease Award - Most Outstanding Lineman

Jeff Reinstatler, C ..... Sr. .... Fort Thomas, Ky.  
Trevor Anderson, DE ..... So. .... Detroit, Mich.

### Brig Owens Award - Most Outstanding Back

Greg Moore, RB ..... Jr. .... Dayton, Ohio  
Kevin McCullough, LB .. Sr. .... Hudson, Ohio

### Outstanding Receiver

Derrick Stewart, WR ..... So. .... Youngstown, Ohio

### C Club Strothman Award - Academic Excellence

Tony Carvitti, DT ..... Sr. .... Cincinnati, Ohio

### Captain's Trophy

Brent Celek, TE ..... Sr. .... Cincinnati, Ohio  
Dominic Ross, S ..... Sr. .... Marion, Ohio

### Jim Kelly Coaches Spirit Award

Bill Poland, WR ..... Sr. .... Cincinnati, Ohio  
Dominic Ross, S ..... Sr. .... Marion, Ohio

### Glenn Sample Community Service Award

Nick Davila, QB ..... Sr. .... Alto Loma, Calif.

### Iron Cat Award - Weight Training

Jon Carpenter, LB ..... Jr. .... Lancaster, Ohio

### Special Teams Player of the Year

Dominick Goodman, WR. So. .... Cincinnati, Ohio

### Newcomer of the Year

Jeff Linkenbach, T ..... Fr. .... Sandusky, Ohio  
Aaron Webster, S ..... Fr. .... Southfield, Mich.

### Offensive Scout Team Player of the Year

John Goebel, RB ..... Fr. .... Milford, Mich.

### Defensive Scout Team Player of the Year

Jason Kelce, LB ..... Fr. .... Cleveland, Ohio

### Special Teams Scout Team Player of the Year

Marshwan Gilyard, DB.. So. .... Palm Coast, Fla.

## International Bowl MVP

### Toronto, Canada (Rogers Centre)

W, 27-24 vs. Western Michigan  
Dominick Goodman

## Postseason Game Participants

### Dell East-West Shrine Game

Brent Celek, TE

### Texas vs. the Nation All-Star Game

John Bowie, CB



*An all-BIG EAST Second Team choice, Brent Celek received the 2006 Claude Rost Award as the Bearcats' Most Valuable Player.*



*First-team all-BIG EAST linebacker Kevin McCullough garnered BIG EAST Defensive Player of the Week honors after making a sack and returning a fumble 39 yards for a touchdown vs. USF.*



The 2006 University of Cincinnati football season could have been something out of a Hollywood movie. No, the Bearcats did not have any standouts drawn from central casting, but they did overcome adversity repeatedly.

Playing the third-most difficult schedule in the country, the Bearcats faced five Top 10 teams and six bowl participants on their 13-game slate. From its 11 days at Camp Higher Ground in August to a January celebration in Toronto, UC football dealt with the gamut of emotions.

With senior reserve quarterback Nick Davila getting the start in his final home game, UC drubbed then-No. 7 Rutgers, the highest-ranked foe ever to fall at Nippert Stadium, 30-11. The following week, Cincinnati came from behind to win at Connecticut and claimed its fifth bowl invitation in seven years.

The script changed two days after the late heroics in East Hartford, when third-year mentor Mark Dantonio and all but one assistant departed abruptly for Michigan State. UC responded quickly by hiring Brian Kelly as its new head coach.

With the benefit of 34 days, and 15 practices to prepare, Kelly maintained the Bearcats' existing playbook for the International Bowl. Cincinnati opened the first-ever bowl game north of the border with an interception return for a touchdown and a pair of 21-yard scoring strikes from Nick Davila to Dominick Goodman and jumped out to a 24-point lead. The Kelly Era, along with the newly created International Bowl, were inaugurated concurrently under the retractable roof at the Rogers Centre with a 27-24 victory over Western Michigan.



*Brian Kelly won his debut 34 days after being introduced as head coach at Cincinnati.*

### Setting the Mood with Defense

After the youth movement in 2005, the UC defense was loaded with experience, having 10 starters back from the previous year. Touted as a formidable group, the undersized unit was one of the toughest in the BIG EAST.

A first-team all-BIG EAST choice, defensive tackle Terrill Byrd keyed the Bearcats' front four. A starter in all 24 games of his career at UC, Byrd took on double teams that allowed defensive ends Trevor Anderson and Anthony Hoke to make plays. Tony Carvitti began a promising senior season with two sacks against Eastern Kentucky, but the former walk-on played in just five games before suffering a knee injury. Adam Hoppel and Thomas Claggett filled the void left by Carvitti.

All-BIG EAST selection Kevin McCullough keyed the linebacking unit. The team leader in tackles (72) and tackles for loss (14.5), McCullough made a 39-yard fumble return for a touchdown against USF. Leo Morgan carded 62 stops from the strong side linebacker spot, while Corey Smith totaled 60 tackles in 12 games.

The team's leader in interceptions with four, Dominic Ross finished his career as a first-team all-BIG EAST selection. Second on the squad with 68 stops, Ross led the secondary. Once again, Mike Mickens found himself among the national leaders in passes defended with 18, including three interceptions. The sophomore cornerback was a second-team all-BIG EAST honoree.

Junior Haruki Nakamura started all 13 games at free safety, while senior cornerback John Bowie started 12. Junior DeAngelo Smith filled in at both corner spots throughout the year and freshman Aaron Webster showed he could make a difference before an injury sidelined him for the bowl game.



*Dominic Ross earned First-Team All-BIG EAST honors.*

### Balanced Offense Suited Strengths

The offense returned eight starters from 2005, but still allowed for position battles early in the season. Most noteworthy was the quarterback battle, where incumbent starter Dustin Grutza, and Nick Davila split the snaps for the first two games. Grutza went on to start 11 of the first 12 games. Grutza threw for 1,632 yards and nine touchdowns, while Davila passed for 1,057 yards and eight scores.

The trio of Greg Moore, Butler Benton, and Bradley Glatthaar shared the rushing duties. Moore paced the Bearcats with 709 yards and four scores. Benton also totaled four touchdowns. Glatthaar finished with 285 yards and two TDs. Doug Jones served as the primary fullback, carrying the ball 11 times and catching 11 passes out of the backfield.

Two-time team captain Brent Celek finished the season with 35 receptions and three touchdowns. Those numbers boosted his career totals to 91 catches, 1,135 receiving yards, and 14 TDs, all UC records for the tight end spot.

Bill Poland, Earnest Jackson, and Dominick Goodman keyed an experienced group of receivers for the passing game. However, it was Derrick Stewart, who in his first year on the field, led the team with 675 receiving yards and a 20.5 yards per catch average. Goodman finished with a team-high 40 pass receptions and shared the team lead with Stewart for touchdown catches at five.

Seniors Jeff Reinstatler and Frank Straub anchored the offensive line. Junior Digger Bujnoch started at right tackle for the second year and Trevor Canfield earned second-team all-BIG EAST accolades at the right guard spot. Redshirt freshman Jeff Linkenbach started all 13 games at left tackle. Juniors Mario Duenas, Chris Flores, and Jeremy Bolton each saw duty up front.



*Dustin Grutza completed nine TD passes in 2006.*



## 2006 IN REVIEW

## Results

Date	Opponent	(AP/USA Today)	Result	Attend.
Sept. 2	Eastern Kentucky		W 31-0	18,792
Sept. 8	Pittsburgh*		L 15-33	20,611
Sept. 16	at Ohio State	(1/1)	L 7-37	105,037
Sept. 23	at Virginia Tech	(11/10)	L 13-29	66,233
Sept. 30	Miami (OH)		W 24-10	21,248
Oct. 7	Akron		W 20-14	18,123
Oct. 14	at Louisville*	(7/7)	L 17-23	41,549
Oct. 22	South Florida*		W 23-6	15,889
Oct. 28	Syracuse*		W 17-3	20,146
Nov. 11	at West Virginia*	(10/10)	L 24-42	57,174
Nov. 18	Rutgers*	(7/8)	W 30-11	27,804
Nov. 25	at Connecticut*		W 26-23	37,515
Jan. 6	vs. Western Michigan!		W 27-24	26,717

\* BIG EAST Conference Game

! International Bowl, Toronto, Canada (Rogers Centre)

## Team Statistics

	Cincinnati	Opponents
<b>Scoring</b>	<b>274</b>	<b>255</b>
Points Per Game	21.1	19.6
<b>First Downs</b>	<b>223</b>	<b>198</b>
Rushing	92	70
Passing	121	107
Penalty	10	21
<b>Rushing Yardage</b>	<b>1737</b>	<b>1383</b>
Yards gained rushing	2074	1754
Yards lost rushing	337	371
Rushing Attempts	513	380
Average per Rush	3.4	3.6
Average per Game	133.6	106.4
TDs Rushing	11	13
<b>Passing Yardage</b>	<b>2689</b>	<b>2621</b>
Att.-Comp.-Int.	345-207-17	419-219-14
Average per Pass	7.8	6.3
Average per Catch	13.0	12.0
Average per Game	206.8	201.6
TDs Passing	17	14
<b>Total Offense</b>	<b>4426</b>	<b>4004</b>
Total Plays	858	799
Average per Play	5.2	5.0
Average per Game	340.5	308.0
<b>Kickoff Returns: No.-Yards</b>	<b>36-788</b>	<b>44-878</b>
Kickoff Return Average	21.9	20.0
<b>Punt Returns: No.-Yards</b>	<b>34-251</b>	<b>23-226</b>
Punt Return Average	7.4	9.8
<b>Interception Returns: No.-Yards</b>	<b>14-180</b>	<b>17-209</b>
Interception Return Average	12.9	12.3
<b>Fumbles-Lost</b>	<b>26-12</b>	<b>15-9</b>
<b>Penalties-Yards</b>	<b>88-755</b>	<b>89-647</b>
Average Per Game	58.1	49.8
<b>Punts-Yards</b>	<b>73-2816</b>	<b>77-3061</b>
Average Per Punt	38.6	39.8
Net Punt Average	35.5	36.5
<b>Time of Possession per Game</b>	<b>31:54</b>	<b>28:06</b>
<b>3rd-Down Conversions</b>	<b>80/196</b>	<b>60/180</b>
3rd-Down Pct.	41%	33%
<b>4th-Down Conversions</b>	<b>6/13</b>	<b>4/18</b>
4th-Down Pct.	46%	22%
<b>Sacks by-Yards</b>	<b>31-224</b>	<b>33-192</b>
<b>Miscellaneous Yards</b>	<b>78</b>	<b>0</b>
<b>Season Attendance (Average)</b>	<b>476,838 (36,680)</b>	
Home	142,613 (20,373)	
Road	307,508 (61,502)	
Neutral	26,717	

<b>Scoring</b>	<b>1</b>	<b>2</b>	<b>3</b>	<b>4</b>	<b>OT</b>	<b>Total</b>
Cincinnati	56	64	61	93	—	274
Opponent	32	77	72	74	—	255

## Individual Statistics

Rushing	Cl.	G	Att	Gain	Loss	Net	Avg	TD	LG	Avg/G
Moore, Greg	Jr.	13	162	727	18	709	4.4	4	55	54.5
Benton, Butler	Jr.	13	118	521	24	497	4.2	4	43	38.2
Glatthaar, Bradley	Jr.	13	94	306	21	285	3.0	2	20	21.9
Grutza, Dustin	So.	12	85	405	159	246	2.9	0	29	20.5
Jones, Doug	Jr.	13	11	37	4	33	3.0	0	11	2.5
Waugh, Marcus	Fr.	13	2	7	0	7	3.5	0	7	0.5
Ramsey, Jacob	Fr.	13	1	4	0	4	4.0	0	4	0.3
McKenzie, Donnell	Fr.	12	1	3	0	3	3.0	0	3	0.2
Steel, Brian	Sr.	13	1	0	1	-1	-1.0	0	0	-0.1
Stewart, Derrick	So.	13	3	8	12	-4	-1.3	0	6	-0.3
Goodman, Dominick	So.	13	1	0	8	-8	-8.0	0	0	-0.6
Davila, Nick	Sr.	7	28	56	82	-26	-0.9	1	10	-3.7
Team			6	0	8	-8	-1.3	0	0	-0.7
<b>Cincinnati</b>		<b>13</b>	<b>513</b>	<b>2074</b>	<b>337</b>	<b>1737</b>	<b>3.4</b>	<b>11</b>	<b>55</b>	<b>133.6</b>
<b>Opponents</b>		<b>13</b>	<b>380</b>	<b>1754</b>	<b>371</b>	<b>1383</b>	<b>3.6</b>	<b>13</b>	<b>65</b>	<b>106.4</b>

Passing	Cl.	G	Att	Com	Int	Pct.	Yards	TD	Long	Effic.
Grutza, Dustin	So.	12	225	137	13	60.9	1632	9	51	123.46
Davila, Nick	Sr.	7	118	70	3	59.3	1057	8	83	151.85
<b>Cincinnati</b>		<b>13</b>	<b>345</b>	<b>207</b>	<b>17</b>	<b>60.0</b>	<b>2689</b>	<b>17</b>	<b>83</b>	<b>131.88</b>
<b>Opponents</b>		<b>13</b>	<b>419</b>	<b>219</b>	<b>14</b>	<b>52.3</b>	<b>2621</b>	<b>14</b>	<b>80</b>	<b>109.16</b>

Receiving	Cl.	G	Rec.	Yards	Avg	TD	Long	Avg/G
Goodman, Dominick	So.	13	40	452	11.3	5	31	34.8
Celek, Brent	Sr.	13	35	481	13.7	3	83	37.0
Stewart, Derrick	So.	13	33	675	20.5	5	51	51.9
Poland, Bill	Sr.	12	18	180	10.0	1	21	15.0
Jackson, Earnest	Jr.	12	17	223	13.1	0	42	18.6
Barwin, Connor	So.	13	13	148	11.4	2	28	11.4
Moore, Greg	Jr.	13	12	86	7.2	0	20	6.6
Jones, Doug	Jr.	13	11	123	11.2	0	32	9.5
Glatthaar, Bradley	Jr.	13	8	36	4.5	0	9	2.8
Benton, Butler	Jr.	13	7	109	15.6	0	62	8.4
Alli, Kazeem	Fr.	13	6	81	13.5	0	29	6.2
Martin, Jared	Fr.	10	6	73	12.2	1	22	7.3
Giddens, Antwuan	Jr.	5	1	22	22.0	0	22	4.4
<b>Cincinnati</b>		<b>13</b>	<b>207</b>	<b>2689</b>	<b>13.0</b>	<b>17</b>	<b>83</b>	<b>206.8</b>
<b>Opponents</b>		<b>13</b>	<b>219</b>	<b>2621</b>	<b>12.0</b>	<b>14</b>	<b>80</b>	<b>201.6</b>

Total Offense	Cl.	G	Plays	Rush	Pass	Yards	Avg/G
Grutza, Dustin	So.	12	310	246	1632	1878	156.5
Davila, Nick	Sr.	7	146	-26	1057	1031	147.3
Moore, Greg	Jr.	13	162	709	0	709	54.5
Benton, Butler	Jr.	13	118	497	0	497	38.2
Glatthaar, Bradley	Jr.	13	94	285	0	285	21.9
Jones, Doug	Jr.	13	11	33	0	33	2.5
Waugh, Marcus	Fr.	13	2	7	0	7	0.5
Ramsey, Jacob	Fr.	13	1	4	0	4	0.3
McKenzie, Donnell	Fr.	12	1	3	0	3	0.2
Steel, Brian	Sr.	13	1	-1	0	-1	-0.1
Stewart, Derrick	So.	13	3	-4	0	-4	-0.3
Goodman, Dominick	So.	13	1	-8	0	-8	-0.6
Team		13	7	-8	0	-8	-0.7
<b>Cincinnati</b>		<b>13</b>	<b>858</b>	<b>1737</b>	<b>2689</b>	<b>4426</b>	<b>340.5</b>
<b>Opponents</b>		<b>13</b>	<b>799</b>	<b>1383</b>	<b>2621</b>	<b>4004</b>	<b>308.0</b>



Individual Scoring	Cl.	G	TD	FG-A	PAT				Pass DXP	Sa	Total
					Kick	Run	Rec				
Lovell, Kevin	Sr.	13	0	18-23	28-28	0	0	0-0	0	0	82
Goodman, Dominck	So.	13	5	0	0	0	1	0-0	0	0	32
Stewart, Derrick	So.	13	5	0	0	0	0	0-0	0	0	30
Moore, Greg	Jr.	13	4	0	0	0	0	0-0	0	0	24
Benton, Butler	Jr.	13	4	0	0	0	0	0-0	0	0	24
Celek, Brent	Sr.	13	3	0	0	0	0	0-0	0	0	18
Glatthaar, Bradley	Jr.	13	2	0	0	0	0	0-0	0	0	12
Barwin, Connor	So.	13	2	0	0	0	0	0-0	0	0	12
Poland, Bill	Sr.	12	1	0	0	0	0	0-0	0	0	6
Davila, Nick	Sr.	7	1	0	0	0	0	0-0	0	0	6
Martin, Jared	Fr.	10	1	0	0	0	0	0-0	0	0	6
McCullough, Kevin	Sr.	13	1	0	0	0	0	0-0	0	0	6
Bowie, John	Sr.	13	1	0	0	0	0	0-0	0	0	6
Smith, DeAngelo	So.	13	1	0	0	0	0	0-0	0	0	6
Jackson, Earnest	Jr.	12	0	0	0	0	1	0-0	0	0	2
Team			0	0	0	0	0	0-0	0	1	2
Grutza, Dustin	So.	12	0	0	0	0	0	1-1	0	0	0
Cincinnati			31	18-23	28-28	0	2	2-3	0	1	274
Opponents			30	14-18	27-28	0	1	1-2	0	2	255

All-Purpose Yards	Cl.	G	Rush	Rec	PR	KOR	IR	Total	Avg/G
Goodman, Dominick	So.	13	-8	452	6	541	0	991	76.2
Stewart, Derrick	So.	13	-4	675	231	81	0	983	75.6
Moore, Greg	Jr.	13	709	86	0	27	0	822	63.2
Benton, Butler	Jr.	13	497	109	0	0	0	606	46.6
Celek, Brent	Sr.	13	0	481	0	0	0	481	37.0
Glatthaar, Bradley	Jr.	13	285	36	0	0	0	321	24.7
Grutza, Dustin	So.	12	246	0	0	0	0	246	20.5
Jackson, Earnest	Jr.	12	0	223	0	0	0	223	18.6
Poland, Bill	Sr.	12	0	180	0	0	0	180	15.0
Smith, DeAngelo	So.	13	0	0	0	65	95	160	12.3
Jones, Doug	Jr.	13	33	123	0	0	0	156	12.0
Barwin, Connor	So.	13	0	148	0	0	0	148	11.4
Alli, Kazeem	Fr.	13	0	81	0	0	0	81	6.2
Martin, Jared	Fr.	10	0	73	0	0	0	73	7.3
Waugh, Marcus	Fr.	13	7	0	0	42	0	49	3.8
Bowie, John	Sr.	13	0	0	0	0	49	49	3.8
Nakamura, Haruki	Jr.	13	0	0	14	20	14	48	3.7
Giddens, Antwan	Jr.	5	0	22	0	0	0	22	4.4
Ross, Dominic	Sr.	13	0	0	0	0	14	14	1.1
Ferguson, Delbert	So.	12	0	0	0	12	0	12	1.1
Williams, Anthony	Sr.	13	0	0	0	0	4	4	0.3
Ramsey, Jacob	Fr.	12	4	0	0	0	0	4	0.3
McKenzie, Donnell	Fr.	13	3	0	0	0	0	3	0.2
Mickens, Mike	So.	13	0	0	0	0	2	2	0.2
McCullough, Kevin	Sr.	13	0	0	0	0	2	2	0.2
Steel, Kevin	Sr.	13	-1	0	0	0	0	-1	-0.1
Team		11	-8	0	0	0	0	-8	-0.7
Davila, Nick	Sr.	7	-26	0	0	0	0	-26	-3.7
<b>Cincinnati</b>		<b>13</b>	<b>1737</b>	<b>2689</b>	<b>251</b>	<b>788</b>	<b>180</b>	<b>5645</b>	<b>434.2</b>
<b>Opponents</b>		<b>13</b>	<b>1383</b>	<b>2621</b>	<b>226</b>	<b>878</b>	<b>209</b>	<b>5317</b>	<b>409.0</b>

Punting	Cl.	G	No.	Yds	Avg	Long	TB	FC	I-20	Blk
Steel, Brian	Sr.	13	70	2715	38.8	64	7	18	24	0
Huber, Kevin	So.	1	2	101	50.5	51	0	1	0	0
Team		1	1	0	0.0	0	0	0	0	1
<b>Cincinnati</b>		<b>13</b>	<b>73</b>	<b>2816</b>	<b>38.6</b>	<b>64</b>	<b>7</b>	<b>19</b>	<b>24</b>	<b>1</b>
<b>Opponents</b>		<b>13</b>	<b>77</b>	<b>3061</b>	<b>39.8</b>	<b>55</b>	<b>2</b>	<b>19</b>	<b>20</b>	<b>0</b>

Field Goals	Cl.	10-29	30-39	40-49	50+	Total	Long
Lovell, Kevin	Sr.	7-7	6-9	5-7	0-0	18-23	47
<b>Opponents</b>		<b>3-3</b>	<b>5-6</b>	<b>5-6</b>	<b>1-3</b>	<b>14-18</b>	<b>52</b>

Field Goal Sequence	Cincinnati	Opponents
Eastern Kentucky	(34)	53
Pittsburgh	—	(30)
Ohio State	—	(47), (43), (52)
Virginia Tech	(34), (46)	(37), (21)
Miami (OH)	(47)	(49)
Akron	(46), (32), (35)	—
Louisville	(23), (37), (47)	(32), (42), (35)
USF	32, 47	—
Syracuse	(20)	(23)
West Virginia	(40)	44
Rutgers	(32), (19), (27)	31, (34)
Connecticut	(25), (28), (42), (29)	(45)
Western Michigan	(37), (33)	(29), 51

Punt Returns	Cl.	Ret	Yds	Avg	TD	Long
Stewart, Derrick	So.	25	231	9.2	0	49
Nakamura, Haruki	Jr.	5	14	2.8	0	12
Goodman, Dominick	So.	3	6	2.0	0	8
Horton, Antoine	Sr.	1	0	0.0	0	0
<b>Cincinnati</b>		<b>34</b>	<b>251</b>	<b>7.4</b>	<b>0</b>	<b>49</b>
<b>Opponents</b>		<b>23</b>	<b>226</b>	<b>9.6</b>	<b>1</b>	<b>80</b>

Kickoff Returns	Cl.	Ret	Yds	Avg	TD	Long
Goodman, Dominick	So.	21	541	25.8	0	58
Stewart, Derrick	So.	4	81	20.2	0	40
Smith, DeAngelo	So.	4	65	16.2	0	19
Waugh, Marcus	Fr.	3	42	14.0	0	15
Moore, Greg	Jr.	2	27	13.5	0	20
Ferguson, Delbert	So.	1	12	12.0	0	12
Nakamura, Haruki	Jr.	1	20	20.0	0	20
<b>Cincinnati</b>		<b>36</b>	<b>788</b>	<b>21.9</b>	<b>0</b>	<b>58</b>
<b>Opponents</b>		<b>44</b>	<b>878</b>	<b>20.0</b>	<b>0</b>	<b>40</b>

Interceptions	Cl.	Int	Yds	Avg	TD	Long
Ross, Dominic	Sr.	4	14	3.5	0	11
Mickens, Mike	So.	3	2	0.7	0	2
Smith, DeAngelo	So.	2	95	47.5	1	84
Bowie, John	Sr.	2	49	24.5	1	25
Nakamura, Haruki	Jr.	1	14	14.0	0	14
McCullough, Kevin	Sr.	1	2	2.0	0	2
Williams, Anthony	Sr.	1	4	4.0	0	4
<b>Cincinnati</b>		<b>14</b>	<b>180</b>	<b>12.9</b>	<b>2</b>	<b>84</b>
<b>Opponents</b>		<b>17</b>	<b>209</b>	<b>12.3</b>	<b>2</b>	<b>72</b>

Fumble Returns	Cl.	Ret	Yds	Avg	TD	Long
Bowie, John	Sr.	1	24	24.0	0	24
Carvitti, Tony	Sr.	1	15	15.0	0	15
McCullough, Kevin	Sr.	1	39	39.0	1	39
<b>Cincinnati</b>		<b>3</b>	<b>78</b>	<b>26.0</b>	<b>1</b>	<b>39</b>
<b>Opponents</b>		<b>0</b>	<b>0</b>	<b>0</b>	<b>0</b>	<b>0</b>

Kickoffs	No.	Yds	Avg	TB	OB	Ret.	Net	YdLn
Lovell, Kevin	61	3730	61.1	17	3			
Steel, Brian	1	53	53.0	0	0			
<b>Cincinnati</b>	<b>62</b>	<b>3783</b>	<b>61.0</b>	<b>17</b>	<b>3</b>	<b>20.0</b>	<b>41.4</b>	<b>23</b>
<b>Opponents</b>	<b>56</b>	<b>3375</b>	<b>60.3</b>	<b>18</b>	<b>0</b>	<b>21.9</b>	<b>39.8</b>	<b>25</b>



## 2006 IN REVIEW

## Defensive Statistics

	TACKLES					QB Sacks		PASS DEFENSE					FUMBLES		BLOCKED KICKS			
	G	Solo	Ast	Total	TFL -Yds	No. -Yds		INT-Yds	TD	PBU	QBH		Rec-Yds	FF	Punt	FG	PAT	Safety
McCullough, Kevin	13	39	33	72	14.5 -36	2.0 -10		1 -2	0	3	1		1-39	0	0	0	0	0
Ross, Dominic	13	39	29	68	1.0 -1	0 -0		4 -14	0	4	1		0 -0	0	0	0	0	0
Nakamura, Haruki	13	43	23	66	1.0 -4	0 -0		0 -0	0	6	0		0 -0	0	0	0	0	0
Morgan, Leo	13	36	26	62	5.5 -19	1.0 -3		0 -0	0	1	0		0 -0	1	0	0	0	0
Smith, Corey	12	34	26	60	9.0 -35	1.0 -3		0 -0	0	0	5		0 -0	1	0	0	0	0
Mickens, Mike	13	39	20	59	2.5 -8	1.0 -6		3 -2	0	15	1		1 -0	1	0	0	0	0
Anderson, Trevor	13	28	16	44	13.0 -50	6.0 -32		0 -0	0	2	13		1 -0	1	0	0	0	0
Bowie, John	13	24	14	38	2.5 -9	0 -0		2 -49	1	4	0		1-24	0	0	0	0	0
Williams, Anthony	12	19	16	35	4.0 -16	1.0 -8		1 -4	0	2	1		0 -0	2	0	0	0	0
Hoke, Anthony	13	21	14	35	8.5 -46	5.5 -33		0 -0	0	0	3		1 -0	1	0	0	0	0
Byrd, Terrill	13	17	14	31	8.5 -31	3.0 -18		0 -0	0	0	4		0 -0	1	0	0	0	0
Smith, DeAngelo	13	17	6	23	1.5 -3	0 -0		2 -95	1	3	0		2 -0	0	0	0	0	0
Craig, Angelo	13	10	6	16	7.5 -55	4.0 -47		0 -0	0	2	3		1 -0	0	0	0	0	0
Manalac, Ryan	13	10	5	15	1.0 -4	0.5 -4		0 -0	0	2	1		0 -0	0	0	0	0	0
Carvitti, Tony	6	8	7	15	2.0 -17	2.0 -17		0 -0	0	0	4		1-15	0	0	0	0	0
Young, Curtis	12	10	5	15	4.0 -43	3.5 -41		0 -0	0	0	2		0 -0	1	0	0	0	0
Carpenter, Jon	13	5	8	13	0.5 -3	0 -0		0 -0	0	0	1		0 -0	0	0	0	0	0
Webster, Aaron	12	8	5	13	0 -0	0 -0		0 -0	0	0	0		0 -0	0	0	0	0	0
Hoppel, Adam	8	6	6	12	0.5 -2	0.5 -2		0 -0	0	0	2		0 -0	0	0	0	0	0
Tolbert, Cedric	13	3	7	10	0 -0	0 -0		0 -0	0	0	0		0 -0	0	0	0	0	0
Barwin, Connor	13	8	0	8	0 -0	0 -0		0 -0	0	0	0		0 -0	0	0	0	0	0
Horton, Antoine	13	5	3	8	0 -0	0 -0		0 -0	0	0	0		0 -0	0	0	0	0	0
Revels, Andre	7	4	1	5	0 -0	0 -0		0 -0	0	0	0		0 -0	0	0	0	0	0
Sparks, Evan	12	3	2	5	0 -0	0 -0		0 -0	0	0	0		0 -0	0	0	0	0	0
Cornett, Torry	12	1	4	5	0 -0	0 -0		0 -0	0	0	0		0 -0	0	0	0	0	0
Lovell, Kevin	13	2	2	4	0 -0	0 -0		0 -0	0	0	0		0 -0	0	0	0	0	0
DeFilippo, Nick	12	4	0	4	0 -0	0 -0		0 -0	0	0	0		0 -0	0	0	0	0	0
Hall, JaJuan	5	1	2	3	0 -0	0 -0		0 -0	0	0	0		0 -0	0	0	0	0	0
Ramsey, Jacob	13	2	1	3	0 -0	0 -0		0 -0	0	0	0		0 -0	0	0	0	0	0
McKenzie, Donnell	12	1	2	3	0 -0	0 -0		0 -0	0	0	0		0 -0	0	0	0	0	0
Clagett, Thomas	9	1	2	3	0 -0	0 -0		0 -0	0	0	0		0 -0	0	0	0	0	0
Poland, Bill	12	1	1	2	0 -0	0 -0		0 -0	0	0	0		0 -0	0	0	0	0	0
Moore, Greg	13	2	0	2	0 -0	0 -0		0 -0	0	0	0		0 -0	0	0	0	0	0
Farfsing, Patrick	11	1	1	2	0 -0	0 -0		0 -0	0	0	0		0 -0	0	0	0	0	0
Mathews, Ricardo	9	2	0	2	0 -0	0 -0		0 -0	0	0	0		0 -0	0	0	0	0	0
Ferguson, Delbert	11	2	0	2	0 -0	0 -0		0 -0	0	0	0		0 -0	0	0	0	0	0
Alli, Kazeem	13	1	0	1	0 -0	0 -0		0 -0	0	0	0		0 -0	0	0	0	0	0
Goodman, Dominick	13	1	0	1	0 -0	0 -0		0 -0	0	0	0		0 -0	0	0	0	0	0
Nelms, Lamonte	5	1	0	1	0 -0	0 -0		0 -0	0	0	0		0 -0	0	0	0	0	0
Reinstatler, Jeff	13	1	0	1	0 -0	0 -0		0 -0	0	0	0		0 -0	0	0	0	0	0
Jones, Brad	6	1	0	1	0 -0	0 -0		0 -0	0	0	0		0 -0	0	0	0	0	0
Celek, Brent	13	1	0	1	0 -0	0 -0		0 -0	0	0	0		0 -0	0	0	0	0	0
Steel, Brian	13	1	0	1	0 -0	0 -0		0 -0	0	0	0		0 -0	0	0	0	0	0
Grutza, Dustin	12	0	1	1	0 -0	0 -0		0 -0	0	0	0		0 -0	0	0	0	0	0
Stewart, Derrick	13	1	0	1	0 -0	0 -0		0 -0	0	0	0		0 -0	0	0	0	0	0
Team	11		0	0	0 -0	0 -0		0 -0	0	0	0		0 -0	0	0	0	0	1
<b>Cincinnati</b>	<b>13</b>	<b>464</b>	<b>308</b>	<b>772</b>	<b>87-382</b>	<b>31-224</b>		<b>14-180</b>	<b>2</b>	<b>44</b>	<b>42</b>		<b>9-78</b>	<b>10</b>	<b>0</b>	<b>0</b>	<b>0</b>	<b>1</b>
<b>Opponents</b>	<b>13</b>	<b>509</b>	<b>450</b>	<b>959</b>	<b>85-307</b>	<b>33-192</b>		<b>17-209</b>	<b>32</b>	<b>19</b>	<b>12</b>		<b>0-15</b>	<b>0</b>	<b>1</b>	<b>0</b>	<b>0</b>	<b>2</b>



## Game-by-Game Statistical Comparison

	Score	First Downs	Rushing				Passing						Total Off.		3rd Dn.	4th Dn.	Poss.	Penalties		Fumbles	Punts	Return
			Att	Yds	Avg	TD	Att	Cmp	Int	Yds	Avg/Att	TD	Plays	Yds	Conv.	Conv.	Time	No.	Yds	No-Lost	No.-Avg	Yards
Cincinnati	31	19	36	129	3.6	2	34	19	0	282	8.3	2	70	411	5-of-12	0-of-0	28:22	10	106	0-0	6-36.3	66
Eastern Kentucky	0	15	31	73	2.4	0	33	17	3	177	5.4	0	64	250	5-of-14	0-of-2	31:38	6	39	0-0	6-35.3	81
Cincinnati	15	16	30	35	1.2	1	40	25	2	221	5.5	1	70	256	4-of-15	1-of-3	31:12	6	38	1-1	9-44.2	179
Pittsburgh	33	13	35	90	2.6	0	21	11	0	267	12.7	3	56	357	1-of-11	0-of-0	28:48	5	41	3-3	8-43.0	132
Cincinnati	7	11	22	-4	-0.2	0	25	20	3	216	8.6	1	47	212	3-of-11	0-of-0	27:01	6	28	1-0	8-32.8	126
Ohio State	37	22	32	166	5.2	2	35	25	0	278	7.9	2	67	444	4-of-12	0-of-0	32:59	8	75	2-0	5-37.4	38
Cincinnati	13	12	38	121	3.2	1	20	14	2	159	7.9	0	58	280	6-of-14	0-of-0	35:06	9	75	2-1	5-30.2	49
Virginia Tech	29	15	33	145	4.4	1	23	11	1	188	8.2	1	56	333	6-of-12	0-of-0	24:54	7	52	1-1	3-39.0	159
Cincinnati	24	15	42	253	6.0	2	11	5	1	43	3.9	1	53	296	6-of-13	0-of-0	27:07	6	41	2-2	6-34.5	159
Miami (OH)	10	12	25	36	1.4	0	48	21	2	190	4.0	0	73	226	5-of-17	0-of-4	32:53	4	32	1-1	6-43.3	164
Cincinnati	20	23	53	194	3.7	1	24	16	1	230	9.6	1	77	424	8-of-17	1-of-1	36:22	7	75	3-2	3-39.0	117
Akron	14	10	19	36	1.9	1	33	16	0	183	5.5	1	52	219	4-of-13	0-of-2	23:38	11	59	0-0	7-42.0	74
Cincinnati	17	19	52	212	4.1	0	28	10	0	129	4.6	2	80	341	11-of-22	1-of-2	36:43	7	65	3-1	6-39.2	125
Louisville	23	22	25	105	4.2	1	37	20	1	324	8.8	1	62	429	3-of-11	0-of-1	23:17	7	60	2-2	4-38.0	40
Cincinnati	23	17	46	191	4.2	2	18	11	0	105	5.8	0	64	296	4-of-14	1-of-2	34:26	5	55	1-0	7-35.6	102
USF	6	13	29	92	3.2	0	36	19	1	127	3.5	1	65	219	3-of-14	2-of-4	25:34	6	35	2-2	6-37.0	83
Cincinnati	17	16	42	147	3.5	1	18	13	2	205	11.4	1	60	352	5-of-13	0-of-2	30:41	4	36	2-0	5-36.8	57
Syracuse	3	12	31	61	2.0	0	29	13	0	119	4.1	0	60	180	6-of-17	0-of-2	29:19	5	41	0-0	8-42.9	50
Cincinnati	24	20	31	57	1.8	0	41	23	3	310	7.6	3	72	367	8-of-17	1-of-2	32:45	11	75	4-1	5-45.4	95
West Virginia	42	13	38	313	8.2	5	14	8	0	98	7.0	1	52	411	5-of-11	0-of-0	27:15	12	102	4-0	5-40.8	164
Cincinnati	30	15	46	125	2.7	1	15	11	0	277	6.6	1	61	402	6-of-14	1-of-1	32:41	7	70	3-3	4-46.0	92
Rutgers	11	14	50	21	2.4	1	42	21	4	288	5.7	0	63	288	7-of-17	1-of-2	27:19	6	45	0-0	5-41.4	147
Cincinnati	26	22	41	151	3.7	0	34	20	1	291	8.6	2	75	442	7-of-18	0-of-0	32:06	8	71	1-0	4-41.5	86
Connecticut	23	15	31	123	4.0	1	24	13	0	172	7.2	1	55	295	5-of-13	0-of-0	27:54	9	62	0-0	7-32.6	148
Cincinnati	27	21	34	126	3.7	0	37	20	2	221	6.0	2	71	347	7-of-16	0-of-0	30:15	2	20	2-1	5-43.6	97
Western Michigan	24	19	29	108	3.7	1	45	24	2	260	5.8	2	74	368	6-of-18	1-of-1	29:45	3	19	0-0	7-41.6	33

## Bearcat Game-by-Game Starters

DEFENSE	DE	DT	DT	DE	WLB	MLB	SLB	CB	SS	FS	CB
Eastern Kentucky	Hoke	Byrd	Carvitti	Anderson	Manalac	McCullough	Williams	Mickens	Ross	Nakamura	Bowie
Pittsburgh	Hoke	Byrd	Carvitti	Anderson	Manalac	McCullough	Morgan	Mickens	Ross	Nakamura	Bowie
Ohio State	Hoke	Byrd	Carvitti	Anderson	C. Smith	McCullough	Morgan	Mickens	Ross	Nakamura	Bowie
Virginia Tech	Hoke	Byrd	Carvitti	Anderson	C. Smith	McCullough	Morgan	Mickens	Ross	Nakamura	Bowie
Miami (OH)	Hoke	Byrd	Carvitti	Anderson	C. Smith	McCullough	Morgan	Mickens	Ross	Nakamura	Bowie
Akron	Hoke	Byrd	Anderson	Craig	C. Smith	McCullough	Morgan	Mickens	Ross	Nakamura	Bowie
Louisville	Hoke	Byrd	Young	Anderson	C. Smith	McCullough	Morgan	Mickens	Ross	Nakamura	Bowie
USF	Hoke	Byrd	Hoppel	Anderson	C. Smith	McCullough	Morgan	Mickens	Ross	Nakamura	Bowie
Syracuse	Hoke	Byrd	Young	Anderson	C. Smith	McCullough	Morgan	Mickens	Ross	Nakamura	Bowie
West Virginia	Hoke	Byrd	Hoppel	Anderson	C. Smith	McCullough	Morgan	Mickens	Ross	Nakamura	Bowie
Rutgers	Hoke	Byrd	Hoppel	Anderson	C. Smith	McCullough	Morgan	Mickens	Ross	Nakamura	D. Smith
Connecticut	Hoke	Byrd	Hoppel	Anderson	C. Smith	McCullough	Morgan	Mickens	Ross	Nakamura	Bowie
Western Michigan	Hoke	Byrd	Hoppel	Anderson	C. Smith	McCullough	Morgan	Mickens	Ross	Nakamura	Bowie

OFFENSE	WR	LT	LG	C	RG	RT	TE	WR	QB	FB	RB
Eastern Kentucky	Goodman	Linkenbach	Straub	Flores	Reinstatler	Bujnoch	Celek	Poland	Grutza	Waugh	Benton
Pittsburgh	Goodman	Linkenbach	Straub	Flores	Canfield	Bujnoch	Celek	Poland	Grutza	D. Jones	Benton
Ohio State	Goodman	Linkenbach	Straub	Flores	Canfield	Bujnoch	Celek	Poland	Grutza	Barwin (TE)	Glatthaar
Virginia Tech	Goodman	Linkenbach	Straub	Reinstatler	Canfield	Bujnoch	Celek	Poland	Grutza	D. Jones	Moore
Miami (OH)	Jackson	Linkenbach	Duenas	Reinstatler	Canfield	Bujnoch	Celek	Poland	Grutza	D. Jones	Moore
Akron	Goodman	Linkenbach	Straub	Reinstatler	Canfield	Bujnoch	Celek	Poland	Grutza	Jackson (WR)	Moore
Louisville	Jackson	Linkenbach	Straub	Reinstatler	Canfield	Bujnoch	Celek	Poland	Grutza	D. Jones	Moore
USF	Jackson	Linkenbach	Straub	Reinstatler	Canfield	Bujnoch	Celek	Barwin (TE)	Grutza	D. Jones	Moore
Syracuse	Goodman	Linkenbach	Straub	Reinstatler	Canfield	Bujnoch	Celek	Poland	Grutza	Alli (TE)	Moore
West Virginia	Goodman	Linkenbach	Straub	Reinstatler	Canfield	Bujnoch	Celek	Poland	Grutza	D. Jones	Moore
Rutgers	Goodman	Linkenbach	Straub	Reinstatler	Canfield	Bujnoch	Celek	Poland	Davila	D. Jones	Moore
Connecticut	Goodman	Linkenbach	Straub	Reinstatler	Canfield	Bujnoch	Celek	Stewart	Grutza	Alli (TE)	Benton
Western Michigan	Goodman	Linkenbach	Straub	Reinstatler	Canfield	Bujnoch	Celek	Poland	Davila	Stewart	Moore



## 2006 IN REVIEW

## Cincinnati Long Plays

Rushing.....	55	Greg Moore vs. Miami (OH)
Passing.....	83	Brent Celek from Davila vs. Rutgers
Field Goal.....	47	Kevin Lovell vs. Miami (OH)
Punt.....	64	Brian Steel vs. Pitt
Punt Return.....	49	Derrick Stewart vs. Akron
Kickoff Return.....	58	Dominick Goodman vs. Miami (OH)
Interception Return.....	84	DeAngelo Smith vs. Rutgers
Fumble Return.....	39	Kevin McCullough vs. USF

## Cincinnati Individual Highs

Rush Attempts.....	20	Greg Moore vs. Miami (OH)
Net Rushing Yards.....	119	Greg Moore vs. Miami (OH)
Rushing TDs.....	1	Butler Benton vs. ECU
		Bradley Glatthaar vs. ECU
		Bradley Glatthaar vs. Pitt
		Greg Moore at Virginia Tech
		Butler Benton vs. Miami (OH)
		Greg Moore vs. Miami (OH)
		Butler Benton vs. Akron
		Greg Moore vs. USF
		Butler Benton vs. USF
		Greg Moore vs. Syracuse
Pass Attempts.....	35	Dustin Grutza vs. Pitt
Pass Completions.....	21	Dustin Grutza vs. Pitt
Had Intercepted.....	2	Dustin Grutza vs. Pitt
		Dustin Grutza at Ohio State
		Dustin Grutza at Virginia Tech
		Dustin Grutza vs. Syracuse
		Dustin Grutza at West Virginia
Passing Yards.....	277	Nick Davila vs. Rutgers
Passing TDs.....	2	Dustin Grutza at Louisville
		Nick Davila at West Virginia
Receptions.....	9	Derrick Stewart at Connecticut
Receiving Yards.....	166	Derrick Stewart at Connecticut
TD Receptions.....	2	Dominick Goodman vs. ECU
		Connor Barwin at West Virginia
Punts.....	9	Brian Steel vs. Pitt
Punt Average.....	46.0	Brian Steel vs. Rutgers
Punts Inside 20.....	6	Brian Steel vs. Pitt
Punt Returns.....	4	Derrick Stewart (Twice)
		vs. Pitt, vs. Akron
Punt Return Yards.....	71	Derrick Stewart vs. Akron
Kickoff Returns.....	4	Dominick Goodman at Louisville
KOR Yards.....	94	Dominick Goodman at Louisville
FG Attempts.....	4	Kevin Lovell at Connecticut
FG's Made.....	4	Kevin Lovell at Connecticut
Interceptions.....	2	Mike Mickens vs. Rutgers
Interception Yards.....	84	DeAngelo Smith vs. Rutgers
Tackles.....	10	John Bowie vs. Pitt
		Dominic Ross at Louisville
		Kevin McCullough vs. Rutgers
Tackles for Loss.....	4.5	Trevor Anderson at Connecticut
Sacks By.....	2	Tony Carvitti vs. Eastern Kentucky
		Trevor Anderson at Connecticut

## Opponent Long Plays

Rushing.....	65	Steve Slaton, West Virginia
Passing.....	80	Tyler Palko to Derek Kenner, Pitt
Field Goal.....	52	Ryan Pretorius, Ohio State
Punt.....	55	Adam Graessle, Pitt
Punt Return.....	80	Ryne Robinson, Miami (OH)
Kickoff Return.....	40	Darius Reynaud, West Virginia
Interception Return.....	72	Victor Harris, Virginia Tech

## Opponent Individual Highs

Rush Attempts.....	25	Branden Ore, Virginia Tech
Net Rushing Yards.....	170	Branden Ore, Virginia Tech
Rushing TDs.....	2	Steve Slaton, West Virginia
		Patrick White, West Virginia
Pass Attempts.....	48	Daniel Raudabaugh, Miami (OH)
Pass Completions.....	21	Troy Smith, Ohio State
		Daniel Raudabaugh, Miami (OH)
		Mike Teel, Rutgers
Had Intercepted.....	4	Mike Teel, Rutgers
Passing Yards.....	324	Brian Brohm, Louisville
Passing TDs.....	3	Tyler Palko, Pitt
Receptions.....	9	Kenny Britt, Rutgers
Receiving Yards.....	172	Derek Kinder, Pitt
TD Receptions.....	2	Derek Kinder, Pitt
		Ted Ginn, Ohio State
Punts.....	8	Adam Graessle, Pitt
		Brendan Carney, Syracuse
Punt Average.....	43.3	Jake Richardson, Miami (OH)
Punts Inside 20.....	3	Adam Graessle, Pitt
Punt Return Yards.....	89	Ryne Robinson, Miami (OH)
Kickoff Returns.....	4	Eddie Royal, Virginia Tech
		Andre Dixon, Connecticut
KOR Yards.....	85	Darius Reynaud, West Virginia
FG Attempts.....	3	Art Carmody, Louisville
FGs Made.....	3	Art Carmody, Louisville

## Cincinnati Superlatives

Points Scored.....	31	vs. Eastern Kentucky
Low.....	7	at Ohio State
First Downs.....	23	vs. Akron
Low.....	11	at Ohio State
Rushing Plays.....	53	vs. Akron
Low.....	22	at Ohio State
Net Rushing Yards.....	253	vs. Miami (OH)
Low.....	4	at Ohio State
Passing Attempts.....	41	at West Virginia
Low.....	11	vs. Miami (OH)
Passes Completed.....	25	vs. Pittsburgh
Low.....	5	vs. Miami (OH)
Had Intercepted.....	3	Twice: at Ohio State, at West Virginia
Low.....	0	Four times
Passing Yards.....	310	at West Virginia
Low.....	43	vs. Miami (OH)

## Red Zone Efficiency (Inside opponent's 20 yard line)

	Result	Times in					Red Zone Failures					Pct.
		Red Zone	Scored	Pts	R-P	FG-FGA	Downs	Int/Fum	End/Half	End/Game		
Eastern Kentucky	W, 31-0	5	5	31	2-2	1-1	0	0/0	0	0	100.0	
Pittsburgh	L, 33-15	3	2	15	1-1	0-0	1	0/0	0	0	66.7	
Ohio State	L, 37-7	0	0	0	0-0	0-0	0	0/0	0	0	—	
Virginia Tech	L, 29-13	4	3	13	1-0	2-2	0	0/1	0	0	66.7	
Miami (OH)	W, 24-10	2	2	14	1-1	0-0	0	0/0	0	0	100.0	
Akron	W, 20-14	4	2	10	1-0	1-2	0	0/0	0	1	50.0	
Louisville	L, 23-17	5	3	17	0-2	1-2	1	0/0	0	0	60.0	
USF	W, 23-6	2	1	7	1-0	0-1	0	0/0	0	0	50.0	
Syracuse	W, 17-3	3	2	10	1-0	1-1	1	0/0	0	0	66.7	
West Virginia	L, 42-24	2	2	11	0-1	1-1	0	0/0	0	0	100.0	
Rutgers	W, 30-11	4	4	16	1-0	3-3	0	0/0	0	0	100.0	
Connecticut	W, 26-23	5	5	23	0-2	3-3	0	0/0	0	0	100.0	
Western Michigan	W, 27-24	3	2	6	0-0	2-2	0	0/1	0	0	66.7	
Cincinnati		42	33	173	9-9	15-18	3	0/2	0	1	78.6	
Opponents		33	27	149	10-7	10-11	2	3/0	0	0	81.8	

Total Offensive Plays.....	80	at Louisville
Low.....	47	at Ohio State
Total Net Offense.....	442	at Connecticut
Low.....	212	at Ohio State
Fumbles.....	4	at West Virginia
Low.....	1	Four times
Fumbles Lost.....	3	vs. Rutgers
Low.....	0	Five times
Penalties.....	11	at West Virginia
Low.....	4	vs. Syracuse
Penalty Yards.....	106	vs. Eastern Kentucky
Low.....	28	at Ohio State
QB Sacks Allowed.....	8	at Ohio State
Low.....	0	vs. Rutgers

## Opponent Superlatives

Points Scored.....	42	West Virginia
Low.....	0	Eastern Kentucky
First Downs.....	22	Twice: Ohio State, Louisville
Low.....	10	Akron
Rushing Plays.....	38	West Virginia
Low.....	19	Akron
Net Rushing Yards.....	313	West Virginia
Low.....	36	Twice: Miami (OH), Akron
Passes Attempted.....	48	Miami (OH)
Low.....	14	West Virginia
Passes Completed.....	25	Ohio State
Low.....	8	West Virginia
Had Intercepted.....	4	Rutgers
Low.....	0	Six times
Passing Yards.....	278	Ohio State
Low.....	98	West Virginia
Total Offensive Plays.....	73	Miami (OH)
Low.....	52	Twice: Akron, West Virginia
Total Net Offense.....	444	Ohio State
Low.....	180	Syracuse
Fumbles.....	4	West Virginia
Low.....	0	Five times
Fumbles Lost.....	3	Pittsburgh
Low.....	0	Five times
Penalties.....	12	West Virginia
Low.....	5	Pittsburgh
Penalty Yards.....	102	West Virginia
Low.....	32	Miami (OH)
QB Sacks Allowed.....	4	Four times
Low.....	0	Pittsburgh



### Individual Game-by-Game Statistics

RUSHING	Eku		Pitt		Ohio State		Va. Tech		Miami (OH)		Akron		Lou		USF		SYR		Wvu		Rutgers		Conn		Wmu	
	No.	Yds	No.	Yds	No.	Yds	No.	Yds	No.	Yds	No.	Yds	No.	Yds	No.	Yds	No.	Yds	No.	Yds	No.	Yds	No.	Yds	No.	Yds
Moore	10	45	5	11	3	14	16	48	20	119	19	96	15	52	12	66	17	70	10	34	16	56	9	40	10	62
Benton	10	37	5	16	5	13	9	52	8	68	12	27	9	30	11	55	12	46	9	18	8	14	10	59	10	57
Glatthar	11	52	6	31	3	0	3	3	9	43	4	14	11	26	10	28	8	24	4	6	13	27	8	17	4	14
Grutza	2	-8	6	22	9	-29	7	5	4	24	17	75	12	72	9	36	4	8	7	-5	DNP		5	25	3	22
Jones, Doug	0	0	0	0	1	4	1	3	0	0	3	12	0	0	2	5	0	0	0	0	3	5	1	4	0	0
Waugh	0	0	1	0	0	0	1	7	0	0	0	0	0	0	0	0	0	0	0	0	0	0	0	0	0	0
Ramsey	1	4	0	0	0	0	0	0	0	0	0	0	0	0	0	0	0	0	0	0	0	0	0	0	0	0
McKenzie	0	0	0	0	0	0	1	3	0	0	0	0	0	0	0	0	0	0	0	0	0	0	0	0	0	0
Steel	0	0	1	-1	0	0	0	0	0	0	0	0	0	0	0	0	0	0	0	0	0	0	0	0	0	0
Stewart	0	0	1	-12	0	0	0	0	0	0	6	0	2	0	0	0	0	0	0	0	0	0	0	0	0	0
Goodman	0	0	1	-8	0	0	0	0	0	0	0	0	0	0	0	0	0	0	0	0	0	0	0	0	0	0
Davila	2	-1	4	-24	1	-6	DNP		DNP		DNP		DNP		DNP		DNP		1	4	6	23	7	7	7	-29

[illegible]

**PASSING — Grutza, Dustin**

	Att	Cm	In	Pct	Yards	TD
EKU	15	9	0	.600	161	1
PITT	35	21	2	.600	189	1
OSU	22	18	2	.818	202	1
VT	20	14	2	.700	159	0
MIAMI	11	5	1	.455	43	1
AKR	24	16	1	.667	230	1
LOU	27	10	0	.370	129	2
USF	18	11	0	.611	105	0
SYR	18	13	2	.722	205	1
WVA	24	13	2	.542	143	1
RUT	DNP					
CONN	9	6	1	.667	59	0
WMU	2	1	0	.500	7	0

### Passing — Davila, Nick

	Att	Cm	In	Pct	Yards	TD
EKU	19	10	0	.526	121	1
PITT	5	4	0	.800	32	0
OSU	2	2	0	1.000	14	0
VT				DNP		
MIAMI				DNP		
ARK				DNP		
LOU				DNP		
USF				DNP		
SYR				DNP		
WVA	17	10	1	.588	167	2
RUT	15	11	0	.733	277	1
CONN	25	14	1	.560	232	2
WMU	35	19	2	.543	214	2

## PUNT AND KICKOFF RETURNS

Eku	Stewart		Goodman		Nakamura		D. Smith		Waugh		Horton		Moore		Ferguson	
	P	KO	P	KO	P	KO	P	KO	P	KO	P	KO	P	KO	P	KO
EKU	1-2	-	-	1-33	2-6	-	-	-	-	-	-	-	-	-	-	-
PITT	4-53	2-31	-	3-71	-	-	-	-	-	-	-	-	-	-	-	-
OSU	1-3	-	-	2-70	-	-	-	-	-	-	-	-	-	-	-	-
VT	2-15	-	-	1-31	-	-	-	-	-	-	-	-	-	-	-	-
MIAMI	3-19	-	-	1-58	-	-	2-32	-	-	-	-	-	-	-	-	-
AKR	4-71	-	-	1-21	16	-	1-14	-	-	-	-	-	-	-	-	-
LOU	1-15	-	-	4-94	-	-	1-19	-	-	-	-	-	-	-	-	-
USF	1-1	1-40	1-8	1-12	2-2	-	-	-	-	-	-	-	-	-	-	-
SYR	3-21	-	-	1-36	-	-	-	-	-	-	-	-	-	-	-	-
WVU	-	-	2-(-2)	3-70	-	-	-	-	-	-	-	-	-	-	-	-
RUT	2-4	-	-	-	-	-	-	-	-	-	1-0	-	-	-	-	-
CONN	2-14	1-10	-	2-27	-	1-20	-	-	-	1-20	-	-	-	-	-	-
WMU	1-13	-	-	1-18	-	-	-	-	-	-	-	-	-	2-27	-	1-12

[illegible]



## 2006 IN REVIEW

Eastern Kentucky  
Cincinnati0  
31

Sept. 2, 2006  
Nippert Stadium • Cincinnati, Ohio  
Attendance: 18,792

Cincinnati's two-quarterback offense produced four touchdowns while the defense recorded its first shutout in 11 seasons as UC blanked Eastern Kentucky, 31-0.

The shutout was UC's first since a 16-0 whitewashing of Virginia Tech on Sept. 16, 1995, a span of 123 games. It was aided in part by drive-snuffing interceptions from Haruki Nakamura, Dominic Ross, and DeAngelo Smith.

Dustin Grutza and Nick Davila each engineered a touchdown drive in the first half. Grutza marched the Bearcats 66 yards in nine plays on UC's second possession of the season to set up Butler Benton's two-yard TD plunge. Davila, who took over in the second quarter, got the Bearcats on the board with a 15-yard pass play to Dominick Goodman just before the half ended.

Grutza added a touchdown with a six-yard toss to Goodman late in the third quarter and was at the controls when Bradley Glatthaar scored from six yards out on the first play of the fourth quarter. Davila generated a clock-killing, 12-play, 71-yard drive in the fourth quarter that set up Kevin Lovell's 34-yard field goal.



Eastern Kentucky	0	0	0	0	—	0
Cincinnati	7	7	7	10	—	31

## SCORING SUMMARY

## First Quarter

CIN—Butler Benton 2 yd run (Kevin Lovell kick), 7:41

## Second Quarter

CIN—Dominick Goodman 15 yd pass from Nick Davila (Kevin Lovell kick), 0:46

## Third Quarter

CIN—Dominick Goodman 6 yd pass from Dustin Grutza (Kevin Lovell kick), 4:21

## Fourth Quarter

CIN—Bradley Glatthaar 6 yd run (Kevin Lovell kick), 14:48

CIN—FG Kevin Lovell 34 yards, 3:40

TEAM STATISTICS	EASTERN KENTUCKY	CINCINNATI
First Downs	15	19
Rushes-Yards	31-73	36-129
Passing yards	177	282
Passing A-C-I	33-17-3	34-19-0
Total Plays-Yards	64-250	70-411
Punts-Avg.	6-35.3	6-36.3
Fumbles-Lost	0-0	1-0
Penalties-Yards	6-39	10-106
3rd Down Conv.	5-14	5-12
4th Down Conv.	0-2	0-0
Time of Possession	31:38	28:22

**Rushing**— Eastern Kentucky: Dunn 15-58, C.J. Washington 7-22, Walker 2-14, Holland 1-1, Greco 6-(-20). Cincinnati: Glatthaar 11-52, Moore 10-45, Benton 10-37, Ramsey 1-4, Davila 2-(-1), Grutza 2-(-8).

**Passing**— Eastern Kentucky: Greco 30-16-3, 159, 0 TD; Holland 3-1-0, 18, 0 TD. Cincinnati: Grutza 15-9-0, 161, 1 TD; Davila 19-10-0, 121, 1 TD.

**Receiving**— Eastern Kentucky: Bugg 4-58, Williams 4-30, Barber 3-23, Lurry 2-60, Washington 2-2, C.J. Washington 1-6, Dunn 1-(-2). Cincinnati: Celek 6-81, Goodman 4-48, Jackson 3-59, Poland 2-16, Stewart 1-51, Barwin 1-12, Jones 1-8, Glatthaar 1-7.

Pittsburgh  
Cincinnati33  
15

Sept. 8, 2006  
Nippert Stadium • Cincinnati, Ohio  
Attendance: 20,611

A misplay and a big play spelled an eventual 33-15 loss by Cincinnati to Pittsburgh in the BIG EAST opener.

The misplay was an interception that set up a Pitt touchdown with 1:49 to go in the first half and broke a scoreless tie. The big play was an 80-yard touchdown strike by Tyler Palko to Derrick Kinder on the first play of the second half.

The Bearcats surrendered a safety on a penalty in the end zone, and a 55-yard Palko bomb on the first play following the free kick. Seven minutes into the third quarter, the Bearcats found themselves staring at a 23-point deficit.

The Bearcats took advantage of a misplay to get onto the scoreboard as a Brian Steel punt was fumbled on the Pitt 17 yard line. Bradley Glatthaar's 1-yard touchdown plunge capped a five-play scoring drive.

Pittsburgh turned a UC fumble into a 30-yard field goal by Conor Lee in the fourth quarter.

The Bearcats added a touchdown when Grutza found Bill Poland for a 15-yard TD toss. Grutza passed to Earnest Jackson for the two-point PAT. In the final seconds, Grutza was intercepted and it was returned 57 yards for a touchdown by Darrelle Revis.



Pittsburgh	0	7	16	10	—	33
Cincinnati	0	0	7	8	—	15

## SCORING SUMMARY

## Second Quarter

PIT—Oderick Turner 15 yd pass from Tyler Palko (Conor Lee kick), 1:49

## Third Quarter

PIT—Derek Kinder 80 yd pass from Tyler Palko (Conor Lee kick), 14:32

PIT—Safety (int. grounding in endzone), 8:33

PIT—Derek Kinder 55-yd pass from Tyler Palko (Conor Lee kick), 8:00

CIN—Bradley Glatthaar 1 yd run (Kevin Lovell kick), 2:41

## Fourth Quarter

PIT—FG Conor Lee 30 yd, 7:23

CIN—Bill Poland 15 yd pass from Dustin Grutza (Kevin Lovell kick), 4:35

PIT—Darrelle Revis 57 yd interception return (Conor Lee kick), 0:04

TEAM STATISTICS	PITTSBURGH	CINCINNATI
First Downs	13	16
Rushes-Yards	35-90	30-35
Passing Yards	267	221
Passing A-C-I	21-11-0	40-25-2
Total Plays-Yards	56-357	70-256
Punts-Avg.	8-43.0	9-44.2
Fumbles-Lost	3-3	1-1
Penalties-Yards	5-41	6-38
3rd Down Conv.	1-11	4-15
4th Down Conv.	0-2	1-3
Time of Possession	28:48	31:12

**Rushing**— Pittsburgh: Brooks 22-67, Collins 6-12, Porter 21-6, Collier 4-4, Palko 2-1.

Cincinnati: Glatthaar 6-31, Grutza 6-22, Benton 5-16, Moore 5-11, Waugh 1-0, Steel 1-(-1), Goodman 1-(-8), Stewart 1-(-12), Davila 4-(-24).

**Passing**— Pittsburgh: Tyler Palko 21-11-0, 267, 3 TD.

Cincinnati: Grutza 35-21-2, 189, 1 TD; Davila 5-4-0, 32, 0 TD.

**Receiving**— Pittsburgh: Kinder 3-172, Pestano 2-37, Collins 2-19, Turner 1-15, Buches 1-15, Porter 1-5, Brooks 1-4. Cincinnati: Goodman 8-70, Poland 4-47, Celek 3-26, Moore 2-17, Jackson 2-16, Benton 2-14, Glatthaar 2-14, Jones 1-12, Barwin 1-5.



## Cincinnati No. 1 Ohio State

7  
37

Sept. 16, 2006  
Ohio Stadium • Columbus, Ohio  
Attendance: 105,037

Cincinnati led through much of the first half and had opportunities to extend the margin, but Ohio State proved too much, taking a 37-7 decision.

Ohio State scored on its first possession of the game on a 47-yard field goal by Aaron Pettrey, but the Bearcats responded with a five-play, 80-yard scoring drive when Dustin Grutza found freshman Jared Martin in the end zone for a 22-yard TD.

The Bearcats failed to take advantage of two other opportunities. Following OSU's second field goal, Dominick Goodman returned the ensuing kickoff 53 yards into Buckeye territory. Ohio State held, then marched 80 yards to take the lead with Troy Smith hitting Ted Ginn, Jr. for a 12-yard TD that gave OSU the lead.

UC advanced to the OSU 42 just before half, before Grutza suffered the first of two interceptions.

Cincinnati	7	0	0	0	—	7
Ohio State	3	10	7	17	—	37

### SCORING SUMMARY

#### First Quarter

OSU—FG Aaron Pettrey 47 yards, 8:46

CIN—Jared Martin 22 yd pass from Dustin Grutza (Kevin Lovell kick), 6:36

#### Second Quarter

OSU—FG Aaron Pettrey 43 yards, 9:17

OSU—Ted Ginn, Jr. 12 yd pass from Troy Smith (Aaron Pettrey kick), 3:00

#### Third Quarter

OSU—Ted Ginn, Jr. 9 yd pass from Troy Smith (Aaron Pettrey kick), 7:10

#### Fourth Quarter

OSU—Antonio Pittman 48 yd run (Aaron Pettrey kick), 9:57

OSU—Maurice Wells 9 yd run (Aaron Pettrey kick), 7:45

OSU—FG Ryan Pretorius 52 yards, 1:14

### TEAM STATISTICS

	CINCINNATI	OHIO STATE
First Downs	11	22
Rushes-Yards	22-(-4)	32-166
Passing Yards	216	278
Passing A-C-I	25-20-3	35-25-0
Total Plays-Yards	47-212	67-444
Punts-Avg.	8-32.8	5-37.4
Fumbles-Lost	2-0	1-0
Penalties-Yards	6-28	8-75
3rd Down Conv.	3-11	4-12
4th Down Conv.	0-0	0-0
Time of Possession	27:01	32:59

**Rushing**— Cincinnati: Moore 3-14, Benton 5-13, Jones 1-4, Glatthaar 3-0, Davila 1-(-6), Grutza 9-(-29). Ohio State: Pittman 16-155, Wells 5-18, Boeckman 2-9, Wells 3-9, Smith 4-0, Ginn 1-(-6), Schoenhoft 1-(-19).

**Passing**— Cincinnati: Grutza 22-18-2, 202, 1 TD; Davila 2-2-0, 14, 0 TD; Poland 1-0-1, 0, 0 TD. Ohio State: Smith 30-21-0, 203, 2 TD; Zwick 3-2-0, 63, 0 TD; Boeckman 1-1-0, 7, 0 TD; Schoenhoft 1-1-0, 5, 0 TD.

**Receiving**— Cincinnati: Stewart 5-64, Celek 3-39, Poland 3-39, Jackson 3-14, Glatthaar 2-4, Martin 1-22, Goodman 1-21, Jones 1-8, Moore 1-5. Ohio State: Gonzalez 5-85, Ginn 5-33, Small 3-41, Nicol 3-36, White 2-15, Pittman 2-7, Hartline 1-27, Robiskie 1-19, Wells 1-10, Hall 1-5, Wells 1-0.



## Cincinnati No. 10 Virginia Tech

13  
29

Sept. 23, 2006  
Lane Stadium • Blacksburg, Va.  
Attendance: 66,233

The University of Cincinnati overcame an early deficit to lead No. 10 Virginia Tech at half and at the end of the third quarter before eventually falling, 29-13.

Cincinnati's defense held the Hokies to 14 yards rushing and a mere five points through the first half.

An interception by Dominic Ross set up a 34-yard field goal by Kevin Lovell in the final seconds to give Cincinnati a 10-5 lead at the half.

Virginia Tech opened the second half with a quick touchdown, but UC responded with Lovell's second field goal of the day, this time from 46 yards.

Tech regained the lead on a 21-yard field goal by Brandon Pace early in the fourth quarter, then took the wind out of the Bearcats' sails with an eight-play, 74-yard scoring drive with 8:30 remaining.

Grutza moved UC to the VT 32 before Victor Harris picked off a pass and returned it 72 yards for a TD.

Cincinnati	0	10	3	0	—	13
Virginia Tech	5	0	7	17	—	29

### SCORING SUMMARY

#### First Quarter

VT—Safety, punt blocked out of end zone, 4:54

VT—FG Brandon Pace, 37 yards, 1:09

#### Second Quarter

CIN—Greg Moore 1 yd run (Kevin Lovell kick), 3:15

CIN—FG Kevin Lovell, 34 yards, 0:58

#### Third Quarter

VT—Justin Harper 47 yd pass from Sean Glennon (Brandon Pace kick), 13:24

CIN—FG Kevin Lovell, 46 yards, 4:39

#### Fourth Quarter

VT—FG Brandon Pace, 21 yards, 14:51

VT—Brandon Ore 1 yd run (Brandon Pace kick), 8:30

VT—Victor Harris 72 yd interception return (Brandon Pace kick), 2:01

### TEAM STATISTICS

	CINCINNATI	VIRGINIA TECH
First Downs	12	15
Rushes-Yards	38-121	33-145
Passing Yards	159	188
Passing A-C-I	20-14-2	23-11-1
Total Plays-Yards	58-280	56-333
Punts-Avg.	5-30.2	3-39.0
Fumbles-Lost	2-1	1-1
Penalties-Yards	9-75	7-52
3rd Down Conv.	6-14	6-12
4th Down Conv.	0-0	0-0
Time of Possession	35:06	24:54

**Rushing**— Cincinnati: Benton 9-52, Moore 16-48, Waugh 1-7, Grutza 7-5, Jones 1-3, McKenzie 1-3, Glatthaar 3-3. Virginia Tech: Ore 25-170, Elan 1-2, Royal 1-(-5), Glennon 5-(-21), Team 1-(-1).

**Passing**— Cincinnati: Grutza 20-14-2, 159, 0 TD. Virginia Tech: Glennon 23-11-1, 188, 1 TD.

**Receiving**— Cincinnati: Celek 3-45, Barwin 3-36, Moore 3-16, Goodman 2-9, Glatthaar 2-2, Stewart 1-51. Virginia Tech: Morgan 4-27, Harper 2-64, Hyman 2-10, Royal 1-44, Ore 1-34, Boone 1-9.





## 2006 IN REVIEW

Miami (OH)  
Cincinnati10  
24

Sept. 30, 2006  
Nippert Stadium • Cincinnati, Ohio  
Attendance: 21,248

The 111th edition of the Battle for the Bell was determined by the defenses, and Cincinnati's forces held the upper hand in a 24-10 victory over Miami (OH).

UC came up with three turnovers, cashing two of them in for touchdowns.

With UC holding a touchdown lead early in the fourth quarter, John Bowie came up with the pivotal takeaway to thwart a Miami scoring threat. Six plays later, Dustin Grutza found Derrick Stewart for a game-clinching 20-yard TD.

The Bearcats stopped two more RedHawk drives to return the Victory Bell to Cincinnati.

The Bearcat defense overcame a 17-yard punt and a pair of fumbles, surrendering a mere field goal, in the first quarter.

Dominick Goodman's 58-yard kickoff return brought life into the Bearcats, who scored one play later on Butler Benton's 37-yard jaunt around the right end. On Miami's next possession, Tony Carvitti came up with a fumble and returned it 15 yards to the Miami 11. Greg Moore took over from there with three straight carries, the final from two yards out, giving UC a 14-3 lead.

Kevin Lovell capped a late first-half drive with a 47-yard field goal for a 17-3 halftime advantage. Miami's lone touchdown came on Ryne Robinson's 80-yard punt return.

Miami (OH)	3	0	7	0	—	10
Cincinnati	14	3	0	7	—	24

## SCORING SUMMARY

## First Quarter

MIA—FG Trevor Cook, 49 yards, 3:27

CIN—Butler Benton 27-yd run (Kevin Lovell kick), 2:46

CIN—Greg Moore 2 yd run (Kevin Lovell kick), 0:17

## Second Quarter

CIN—FG Kevin Lovell 47 yards, 1:00

## Third Quarter

MIA—Ryne Robinson 80 yd punt return (Trevor Cook kick), 7:15

## Fourth Quarter

CIN—Derrick Stewart 20 yd pass from Dustin Grutza (Kevin Lovell kick), 11:15

TEAM STATISTICS	MIAMI (OH)	CINCINNATI
First Downs	15	12
Rushes-Yards	25-36	42-253
Passing Yards	190	43
Passing A-C-I	48-21-2	11-5-1
Total Plays-Yards	73-226	53-296
Punts-Avg.	6-43.3	6-34.5
Fumbles-Lost	1-1	2-2
Penalties-Yards	4-32	6-41
3rd Down Conv.	5-17	6-13
4th Down Conv.	0-4	0-0
Time of Possession	32:53	27:07

**Rushing**—Miami (OH): Murphy 13-59, Sykes 2-1, Raudabaugh 10-(-24).

Cincinnati: Moore 20-119, Benton 8-68, Glatthaar 9-43, Grutza 4-24, Team 1-(-1).

**Passing**—Miami (OH): Raudabaugh 47-21-2, 190, 0 TD. Cincinnati: Grutza 11-5-1, 43, 1 TD.

**Receiving**—Miami (OH): Robinson 4-52, Murphy 4-0, Crabtree 3-38, McVay 3-25, Busing 3-23, Woods 2-34, O'Bryan 1-11, Corbin 1-7. Cincinnati: Stewart 2-22, Celek 2-15, Jones 1-6.

Akron  
Cincinnati14  
20

Oct. 7, 2006  
Nippert Stadium • Cincinnati, Ohio  
Attendance: 18,123

Cincinnati overcame a sluggish start and fought back from an early 14-point deficit to defeat Akron, 20-14.

Butler Benton scampered around left end for a seven-yard touchdown run with 12:54 remaining in the game to give UC its first lead. The Bearcat defense held Akron to just 34 yards over the final three quarters for the win.

The Zips scored touchdowns on their first two possessions and were on the threshold of a third score when the Bearcats held on downs on their 19. The defensive stop seemed to kick-start UC, which marched downfield to get on the scoreboard with a 46-yard Kevin Lovell field goal. On the second UC scoring drive, Brent Celek made a catch on fourth down and broke two tackles en route to a 26-yard touchdown.

Lovell kicked a 35-yard field goal in the third period. An 82-yard punt return for a touchdown by Derrick Stewart was nullified by penalty, but UC rebounded with the go-ahead scoring drive.

Akron	14	0	0	0	—	14
Cincinnati	0	10	3	7	—	20

## SCORING SUMMARY

## First Quarter

AKR—Jabari Arthur 3 yd pass from Luke Getsy (McClain, Jon kick), 7:28

AKR—Andre Walker 1 yd run (McClain, Jon kick), 3:55

## Second Quarter

CIN—FG Kevin Lovell 46 yd, 12:13

CIN—Brent Celek 26 yd pass from Dustin Dustin (Kevin Lovell kick), 8:24

## Third Quarter

CIN—FG Kevin Lovell 35 yd, 5:17

## Fourth Quarter

CIN—Butler Benton 7 yd run (Kevin Lovell kick), 12:54

## TEAM STATISTICS

	AKRON	CINCINNATI
First Downs	10	23
Rushes-Yards	19-36	53-194
Passing Yards	183	230
Passing A-C-I	33-16-0	24-16-1
Total Plays-Yards	52-219	77-424
Punts-Avg.	7-42.0	3-39.0
Fumbles-Lost	0-0	3-2
Penalties-Yards	11-59	7-75
3rd Down Conv.	4-13	8-17
4th Down Conv.	0-2	1-1
Time of Possession	23:38	36:22

**Rushing**—Akron: Kennedy 13-31, Walker 3-15, Getsy 3-(-8). Cincinnati: Grutza 12-72, Moore 15-52, Benton 9-30, Glatthaar 11-26, Jones 3-12, Stewart 1-6, Team 2-(-4).

**Passing**—Akron: Getsy 33-16-0, 183, 1 TD. Cincinnati: Grutza 24-16-1, 230, 1 TD.

**Receiving**—Akron: Kennedy 5-32, Harvey 4-83, Arthur 2-36, Lindsay 2-10, Poindexter 1-10, Long 1-8, Kasperek 1-4. Cincinnati: Celek 4-60, Jones 3-61, Stewart 3-41, Jackson 2-26, Alli 1-29, Poland 1-14, Barwin 1-1, Benton 1-(-2).





## Cincinnati No. 7 Louisville

17  
23

Oct. 14, 2006  
Papa John's Cardinal Stadium • Louisville, Ky.  
Attendance: 41,549

Cincinnati almost pulled off the biggest upset of the college football weekend in their 23-16 loss at Louisville.

The Bearcats were on the Louisville 16-yard line with 17 seconds left, but were unable to bring home the Keg of Nails.

Dustin Grutza rallied the Bearcats' offense with his arm, throwing two touchdown tosses, and his timely running. His 29-yard run was the key play in the late scoring drive that narrowed the deficit to 23-17. Grutza capped the drive with an 18-yard touchdown toss to Derrick Stewart.

UC took possession with 2:38 to play on its own eight-yard line, marching to the UofL red zone, but coming away empty on three pass attempts into the end zone.

The Bearcats took advantage of a fumble recovery by DeAngelo Smith to tally a 23-yard field goal by Kevin Lovell in the first quarter. UC took a 10-3 lead in the second quarter on Grutza's eight-yard pass to Brent Celek.

Louisville scored 10 points in the final three minutes of the half and held a 23-10 lead with 6:09 to play. Brian Brohm tossed a TD pass to Gary Barnidge in the second quarter. Brohm's 59-yard pass to Barnidge set up Anthony Allen's 17-yard touchdown run in the third period.



Cincinnati	3	7	0	7	—	17
Louisville	0	13	7	3	—	23

### SCORING SUMMARY

#### First Quarter

CIN—FG Kevin Lovell 23 yards, 6:54

#### Second Quarter

LOU—FG Art Carmody 32 yards, 13:47

CIN—Brent Celek 8 yd pass from Dustin Grutza (Kevin Lovell kick), 5:55

LOU—FG Art Carmody 42 yards, 3:02

LOU—Gary Barnidge 1 yd pass from Brian Brohm (Art Carmody kick), 0:54

#### Third Quarter

LOU—Anthony Allen 17 yd run (Art Carmody kick), 3:21

#### Fourth Quarter

LOU—FG Art Carmody 35 yards, 6:09

CIN—Derrick Stewart 18 yd pass from Dustin Grutza (Kevin Lovell kick), 4:10

TEAM STATISTICS	CINCINNATI	LOUISVILLE
First Downs	19	22
Rushes-Yards	52-212	25-105
Passing Yards	129	324
Passing A-C-I	28-10-0	37-20-1
Total Plays-Yards	80-341	62-429
Punts-Avg.	6-39.2	4-38.0
Fumbles-Lost	3-1	2-2
Penalties-Yards	7-65	7-60
3rd Down Conv.	11-22	3-11
4th Down Conv.	1-2	0-1
Time of Possession	36:43	23:17

**Rushing**— Cincinnati: Moore 19-96, Grutza 17-74, Benton 12-27, Glatthaar 4-14.

Louisville: Bolen 6-45, Stripling 7-27, Allen 8-25, Smith 3-4, Brohm 1-4.

**Passing**— Cincinnati: Grutza 27-10-0, 129, 2 TD. Louisville: Brohm 37-20-1, 324, 1 TD.

**Receiving**— Cincinnati: Celek 3-39, Goodman 3-24, Stewart 2-35, Moore 1-20, Alli 1-11. Louisville: Barnidge 5-96, Urrutia 5-67, Douglas 5-65, Stripling 3-67, Allen 2-29.

## USF Cincinnati

6  
23

Oct. 22, 2006  
Nippert Stadium • Cincinnati, Ohio  
Attendance: 15,889


Cincinnati's defense outscored USF and nearly outscored its own offense in a 23-6 win before a Sunday Night Showdown audience on ESPN.

Trevor Anderson and Kevin McCullough combined to collar USF running back Benjamin Williams in the end zone for a safety in the first quarter.

That duo struck again in the third quarter, when Anderson forced a fumble and McCullough returned it 39 yards for a touchdown and a 9-0 lead.

USF reached the UC 12 in the third quarter, but Dominic Ross snuffed out the drive with an interception on the UC 8. It was Ross's sixth career interception and third of which ended a scoring drive inside the 10.

UC's offense tallied a pair of touchdowns in the fourth quarter. Greg Moore scored from a yard out after Brent Celek's 17-yard reception from Dustin Grutza, which gave Celek the UC career record for receptions by a tight end. Butler Benton burst up the middle for a 27-yard score late in the fourth quarter. The Bulls managed to avert the shutout with an 11-yard touchdown pass with 50 seconds to play.



USF	0	0	0	6	—	6
Cincinnati	0	2	7	14	—	23

### SCORING SUMMARY

#### First Quarter

CIN—Safety, 5:39

#### Third Quarter

CIN—Kevin McCullough 39 yd fumble return (Kevin Lovell kick), 1:20

#### Fourth Quarter

CIN—Greg Moore 1 yd run (Kevin Lovell kick), 12:52

CIN—Butler Benton 27 yd run (Kevin Lovell kick), 2:47

USF—Amp Hill 11 yd pass from Pat Julmiste (pass failed), 0:50

TEAM STATISTICS	USF	CINCINNATI
First Downs	13	17
Rushes-Yards	29-92	46-191
Passing Yards	127	105
Passing A-C-I	36-19-1	18-11-0
Total Plays-Yards	65-219	64-296
Punts-Avg.	6-37.0	7-35.6
Fumbles-Lost	2-2	1-0
Penalties-Yards	6-35	5-55
3rd Down Conv.	3-14	4-14
4th Down Conv.	2-4	1-2
Time of Possession	25:34	34:26

**Rushing**— USF: Ponton 9-38, Grothe 7-22, Williams 6-20, Randolph 2-7, P.Julmiste 4-4, Teachey 1-1. Cincinnati: Moore 12-66, Benton 11-55, Grutza 9-36, Glatthaar 10-28, Stewart 1-2, Team 1-(-2).

**Passing**— USF: Grothe 21-11-1, 47, 0 TD; P.Julmiste 15-8-0, 80, 1 TD.

Cincinnati: Grutza 18-11-0, 105, 0 TD.

**Receiving**— USF: Randolph 4-35, Hill 3-26, Johnson 3-12, Green 2-25, Edwards 2-12, Williams 2-5, Bleakley 1-7, Jackson 1-4, Ponton 1-1. Cincinnati: Goodman 3-17, Jackson 3-12, Celek 2-32, Stewart 1-19, Barwin 1-17, Jones 1-8.



## 2006 IN REVIEW

Syracuse  
Cincinnati3  
17Oct. 28, 2006  
Nippert Stadium • Cincinnati, Ohio  
Attendance: 20,146

Greg Moore rushed for one touchdown and Dustin Grutza passed for another to lead Cincinnati to a 17-3 win over Syracuse in the Bearcats' Homecoming contest.

Moore broke a 3-3 tie with a two-yard run in the third quarter, capping a drive in which he carried the ball six times and gained all 42 yards.

The Bearcats mounted a modest drive on their second possession that culminated with Kevin Lovell's 20-yard field goal. Grutza ignited the drive with a 47-yard pass over the middle to Stewart.

Grutza's 37-yard TD strike to Derrick Stewart in the fourth quarter clinched the victory, Cincinnati's fourth in its last five games.

Syracuse made its lone offensive impact of the day in the second quarter. The Orange reached the UC 4, but Syracuse was forced to settle for a field goal that tied the game.

Cincinnati reached the SU 1 on its ensuing possession, but Butler Benton was stopped short of the goal line on fourth down.

Syracuse	0	3	0	0	—	3
Cincinnati	3	0	7	7	—	17

## SCORING SUMMARY

## First Quarter

CIN—FG Kevin Lovell 20 yards, 6:28

## Second Quarter

SYR—FG Patrick Shadle 23 yards, 7:56

## Third Quarter

CIN—Greg Moore 2 yd run (Kevin Lovell kick), 4:47

## Fourth Quarter

CIN—Derrick Stewart 37 yd pass from Dustin Grutza (Kevin Lovell kick), 9:47

## TEAM STATISTICS

	SYRACUSE	CINCINNATI
First Downs	12	16
Rushes-Yards	31-61	42-147
Passing Yards	119	205
Passing A-C-I	29-13-0	18-13-2
Total Plays-Yards	60-180	60-352
Punts-Avg.	8-42.9	6-36.8
Fumbles-Lost	0-0	2-0
Penalties-Yards	5-41	4-36
3rd Down Conv.	6-17	5-13
4th Down Conv.	0-2	0-2
Time of Possession	29:19	30:41

**Rushing**—Syracuse: Carter 21-85, Fiammetta 2-4, Brinkley 2-1, Patterson 6-(-29).

Cincinnati: Moore 17-70, Benton 12-46, Glatthaar 8-24, Grutza 4-8, Team 1-(-1)

**Passing**—Syracuse: Patterson 29-13-0, 119, 0 TD. Cincinnati: Grutza 18-13-2, 205, 1 TD.

**Receiving**—Syracuse: Nesheiwat 4-14, Ferron 3-21, Moss 2-25, Carter 2-9, Williams 1-31, Davis 1-19. Cincinnati: Stewart 3-91, Jackson 3-54, Goodman 2-31, Poland 2-18, Celek 1-7, Martin 1-5, Moore 1-(-1).

Cincinnati  
No. 10 West Virginia24  
42Nov. 11, 2006  
Mountaineer Field • Morgantown, W.Va.  
Attendance: 57,174

Speed Kills. That is the driving safety slogan, and for UC, West Virginia's speed was too much in a 42-24 loss.

Steve Slaton finished with 148 yards and Patrick White added 93 yards on the ground and 98 passing.

Cincinnati scored the game's first points, a 40-yard field goal by Kevin Lovell late in the first quarter.

Slaton scored on runs of two and 65 yards and White tossed a 34-yard strike to give WVU a 21-3 halftime lead.

Grutza hooked up with Derrick Stewart for a 45-yard touchdown early in the third quarter, but White broke free for a 53-yard scamper, fumbling the ball on the UC 5 before Rayshaw Bolden recovered it in the end zone for a touchdown.

Cincinnati, with Nick Davila at quarterback, added a pair of scores in the fourth quarter.

Cincinnati	3	0	7	14	—	24
West Virginia	0	21	21	0	—	42

## SCORING SUMMARY

## First Quarter

CIN—FG Kevin Lovell 40 yards, 2:43

## Second Quarter

WVU—Patrick White 3 yd run (Pat McAfee kick), 13:41

WVU—Brandon Myles 34 yd pass from Patrick White (Pat McAfee kick), 9:23

WVU—Steve Slaton 65 yd run (Pat McAfee kick), 5:07

## Third Quarter

CIN—Derrick Stewart 45 yd pass from Dustin Grutza (Kevin Lovell kick), 9:00

WVU—Patrick White 2 yd run (Pat McAfee kick), 8:12

WVU—Rayshaw Bolden 4 yd run (Pat McAfee kick), 5:33

WVU—Steve Slaton 2 yd run (Pat McAfee kick), 1:54

## Fourth Quarter

CIN—Connor Barwin 28 yd pass from Nick Davila (Kevin Lovell kick), 10:19

CIN—Connor Barwin 15 yd pass from Nick Davila (Kevin Lovell kick), 5:34

## TEAM STATISTICS



	CINCINNATI	WEST VIRGINIA
First Downs	20	13
Rushes-Yards	31-57	38-313
Passing Yards	310	98
Passing A-C-I	41-23-3	14-8-0
Total Plays-Yards	72-367	52-411
Punts-Avg.	5-45.4	5-40.8
Fumbles-Lost	4-1	4-0
Penalties-Yards	11-75	12-102
3rd Down Conv.	8-17	5-11
4th Down Conv.	1-2	0-0
Time of Possession	32:45	27:15

**Rushing**—Cincinnati: Moore 10-34, Benton 9-18, Glatthaar 4-6, Davila 1-4, Grutza 7-(-5). West Virginia: Slaton 12-148, White 10-93, Brown 7-19, Schmitt 3-18, Reynaud 1-15, Colson 4-12, Bruce 1-4, Bolden 0-4.

**Passing**—Cincinnati: Grutza 24-13-2, 143, 1 TD; Davila 17-10-1, 167, 2 TD.

West Virginia: White 13-7-0, 98, 1 TD; Brown 1-1-0, 0, 0 TD.

**Receiving**—Cincinnati: Barwin 5-68, Goodman 4-54, Stewart 3-63, Poland 2-21, Martin 2-19, Moore 2-9, Jackson 1-42, Alli 1-17, Glatthaar 1-9, Celek 1-5, Jones 1-3. West Virginia: Myles 2-64, Reynaud 2-21, Slaton 2-4, Schmitt 1-9, Bruce 1-0.





## No. 7 Rutgers Cincinnati

11  
30

Nov. 18, 2006  
Nippert Stadium • Cincinnati, Ohio  
Attendance: 27,804

Nick Davila, making his first start at quarterback, led Cincinnati to a 30-11 upset of No. 7 and previously unbeaten Rutgers. Davila passed for one touchdown and ran for another while helping UC generate 403 yards of total offense against a defense that was ranked No. 4 nationally.

Another first-time starter, DeAngelo Smith, returned an interception 84 yards for a score. The UC defense limited the nation's No. 15 rushing team to 50 yards on the ground and held Ray Rice, ranked third individually, to 54 yards.

Davila fumbled his first snap, giving the Scarlet Knights the ball on the UC 31, but Rutgers missed the ensuing field goal try.

Davila got over any jitters on the next series, marching UC 65 yards in 11 plays to set up Kevin Lovell's 32-yard field goal. Davila followed that with a 10-play drive he capped with a one-yard run. Smith's interception made UC's lead 17-0.

In the third quarter, UC settled for an early field goal. Later in the frame, the play of the game came as Brent Celek pulled in a pass and ran for an 83-yard touchdown reception, the third-longest pass play in Cincinnati history.

Rutgers	0	3	0	8	—	11
Cincinnati	3	14	10	3	—	30

### SCORING SUMMARY

#### First Quarter

CIN—FG Kevin Lovell 32 yards, 5:04

#### Second Quarter

CIN—Nick Davila 1 yd run (Kevin Lovell kick), 14:16

CIN—DeAngelo Smith 84 yd interception return (Kevin Lovell kick), 9:43

RUT—FG Jeremy Ito 34 yards, 5:38

#### Third Quarter

CIN—FG Kevin Lovell 19 yards, 5:35

CIN—Brent Celek 83 yd pass from Nick Davila (Kevin Lovell kick), 3:11

#### Fourth Quarter

CIN—FG Kevin Lovell 27 yards, 9:15

RUT—Ray Rice 1 yd run (Tiqu Underwood pass from Mike Teel), 5:34

### TEAM STATISTICS

	RUTGERS	CINCINNATI
First Downs	14	15
Rushes-Yards	21-50	46-125
Passing Yards	238	277
Passing A-C-I	42-21-4	15-11-0
Total Plays-Yards	63-288	61-402
Punts-Avg.	5-41.4	4-46.0
Fumbles-Lost	0-0	3-3
Penalties-Yards	6-45	7-70
3rd Down Conv.	7-17	6-14
4th Down Conv.	1-2	1-1
Time of Possession	27:19	32:41

**Rushing**—Rutgers: Rice 18-54, Leonard 2-3, Teel 1-(-7). Cincinnati: Moore 16-56, Glatthaar 13-27, Davila 6-23, Benton 8-14, Jones 3-5.

**Passing**—Rutgers: Teel 42-21-4, 238, 0 TD. Cincinnati: Davila 15-11-0, 277, 1 TD.

**Receiving**—Rutgers: Britt 9-91, Harris 5-102, Leonard 4-13, Townsend 2-24, Underwood 1-8. Cincinnati: Stewart 2-63, Alli 2-17, Celek 1-83, Benton 1-62, Goodman 1-19, Barwin 1-9, Martin 1-8, Poland 1-8, Jones 1-8.

## Cincinnati Connecticut

26  
23

Nov. 25, 2006  
Rentschler Field • East Hartford, Conn.  
Attendance: 37,515

Nick Davila passed for 232 yards and two touchdowns and Kevin Lovell kicked four field goals, including the game-winner in the final seconds as Cincinnati closed the 2006 regular season with a 26-23 win over Connecticut.

The UC defense forced a punt which gave the Bearcats the ball with 1:01 left. Davila lofted a 50-yard strike to Derrick Stewart to move Cincinnati into field goal range and Lovell split the uprights with 10 seconds left in regulation.

Connecticut scored on the game's opening possession and built a 10-3 halftime lead. The teams traded scores in the third quarter, but UC pulled to within one point early in the fourth quarter after a pair of Lovell field goals.

A 45-yard Matt Bonislawski-to-Brad Kanuch touchdown pass could have put the Huskies ahead by eight points, but Matt Nuzie's point after kick bounced off the left upright.

Cincinnati	0	3	10	13	—	26
Connecticut	7	3	7	6	—	23

### SCORING SUMMARY

#### First Quarter

CONN—Donald Brown 14 yd run (Tony Ciaravino kick), 11:52

#### Second Quarter

CIN—FG Kevin Lovell 25 yards, 13:21

CONN—FG Matt Nuzie 45 yards, 5:43

#### Third Quarter

CIN—Derrick Stewart 3 yd pass from Nick Davila (Kevin Lovell kick), 11:43

CONN—Anthony Barksdale 8 yd pass from Matt Bonislawski (Tony Ciaravino kick), 4:58

CIN—FG Kevin Lovell 28 yards, 1:59

#### Fourth Quarter

CIN—FG Kevin Lovell 42 yards, 9:12

CONN—Brad Kanuch 45 yd pass from Matt Bonislawski (Tony Ciaravino kick failed), 8:14

CIN—Dominick Goodman 9 yd pass from Nick Davila (Kevin Lovell kick), 2:19

CIN—FG Kevin Lovell 29 yards, 0:10

### TEAM STATISTICS

	CINCINNATI	CONNECTICUT
First Downs	22	15
Rushes-Yards	41-151	31-123
Passing Yards	291	172
Passing A-C-I	34-20-1	24-13-0
Total Plays-Yards	75-442	55-295
Punts-Avg.	4-41.5	7-32.6
Fumbles-Lost	1-0	0-0
Penalties-Yards	8-71	9-62
3rd Down Conv.	7-18	5-13
4th Down Conv.	0-0	0-0
Time of Possession	32:06	27:54

**Rushing**—Cincinnati: Benton 10-59, Moore 9-40, Glatthaar 5-25, Davila 7-7, Jones 1-4, Team 1-(-1). Connecticut: Brown 18-80, Bonislawski 6-17, Caulley 2-14, Kanuch 1-7, Allen 4-5.

**Passing**—Cincinnati: Davila 25-14-0, 232, 2 TD; Grutza 9-6-1, 59, 0 TD.

Connecticut: Bonislawski 24-13-0, 172, 2 TD.

**Receiving**—Cincinnati: Stewart 9-166, Goodman 5-50, Celek 2-28, Giddens 1-22, Jones 1-9, Benton 1-9, Alli 1-7. Connecticut: Kanuch 3-98, Brouse 3-33, Caulley 3-12, Barksdale 2-9, Jeffers 1-13, Brown 1-7.

# 2006 IN REVIEW

## Western Michigan Cincinnati

24  
27

Jan. 6, 2007  
Rogers Centre • Toronto, Canada  
Attendance: 26,717

The International Bowl provided Cincinnati fans with a preview of what Brian Kelly has in store as UC knocked off Western Michigan, 27-24.

Kevin Lovell's 33-yard field goal with 6:11 remaining provided the winning margin for Cincinnati, and Western Michigan's 51-yard field goal try with 1:26 left fell short.

Dominick Goodman was named the game's Most Outstanding Player. Butler Benton 62 yards rushing led UC's ground attack which combined for 126 yards against a Broncos' defense that was ranked fifth nationally versus the run.

John Bowie put UC on the scoreboard first when he gathered in a tipped pass and returned it 25 yards for a touchdown in the first quarter. On Cincinnati's next drive, Davila connected on a 21-yard TD toss to Goodman. Goodman later hauled in a second touchdown pass in the second quarter.

The reeling Broncos used some trickery on the first play following Lovell's field goal. E.J. Biggers, on a double reverse, lofted the ball to Jamarko Simmons for a 76-yard touchdown.

The Broncos' defense got the ball right back and Cubit tossed a 30-yard scoring pass to close the gap to 24-14. A miscue by the UC offense—Davila's pass was deflected and intercepted with 23 seconds to play in the half—set up Nate Meyer's 29-yard field goal.

Western Michigan	0	17	0	7	—	24
Cincinnati	14	10	0	3	—	27

### SCORING SUMMARY

#### First Quarter

CIN—John Bowie 25 yd interception return (Kevin Lovell kick), 11:32

CIN—Dominick Goodman 21 yd pass from Nick Davila (Kevin Lovell kick), 6:27

#### Second Quarter

CIN—Dominick Goodman 21 yd pass from Nick Davila (Kevin Lovell kick), 14:30

CIN—Kevin Lovell 37 yd field goal, 10:23

WMU—Jamarko Simmons 76 yd pass from E.J. Biggers (Nate Meyer kick), 9:45

WMU—Herb Martin 30 yd pass from Ryan Cubit (Nate Meyer kick), 5:35

WMU—Nate Meyer 29 yd field goal, 0:08

#### Fourth Quarter

WMU—Brandon West 7 yd run (Nate Meyer kick), 10:53

CIN—Kevin Lovell 33 yd field goal, 6:11


TEAM STATISTICS	WESTERN MICHIGAN	CINCINNATI
First Downs	19	21
Rushes-Yards	29-108	34-126
Passing Yards	260	221
Passing A-C-I	45-24-2	37-20-2
Total Plays-Yards	74-368	71-347
Punts-Avg.	7-41.6	5-43.6
Fumbles-Lost	0-0	2-1
Penalties-Yards	3-19	2-20
3rd Down Conv.	6-18	7-16
4th Down Conv.	1-1	0-0
Time of Possession	29:45	30:15

**Rushing**— Western Michigan: West 21-109, Thompson 6-24, Cubit 2-(-10).

Cincinnati: Benton 10-62, Moore 10-57, Grutza 3-22, Glatthaar 4-14, Davila 7-(-29).

**Passing**— Western Michigan: Cubit 23-43-2, 184, 1 TD; Martin 0-1-0, 0, 0 TD; Biggers 1-1-0, 76, 1 TD. Cincinnati: Davila 19-35-2, 214, 2 TD; Grutza 1-2-0, 7, 0 TD.

**Receiving**— Western Michigan: Simmons 13-172, Ledbetter 5-38, Martin 4-43, Maragos 1-5, West 1-2. Cincinnati: Goodman 7-109, Celek 4-21, Poland 3-17, Benton 2-26, Moore 2-20, Martin 1-19, Stewart 1-9.



Dominick Goodman made seven catches for 109 yards, including two touchdowns, to earn the 2007 International Bowl MVP award.



A two-year starter on the defensive line, Anthony Hoke carded 5.5 quarterback sacks and 8.5 tackles for loss in 2006.



Kevin Lovell converted 11 consecutive field goals on his way to a career-high 18 conversions in 2006.



# ***BIG EAST Conference***



***BIG EAST Conference***  
***136-137***

***BCS and the BIG EAST***  
***138***

***2007-08 Bowl Schedule***  
***139***

***BIG EAST Composite Schedule***  
***140***

***2006 BIG EAST Season-in-Review***  
***141-143***

***2006 All-BIG EAST Team***  
***144***



# BIG EAST CONFERENCE

The 2006 BIG EAST Conference football season was one of the year's best sports stories. Each week seemed to bring with it memorable matchups and record-breaking feats. But it was the brilliant ending – a perfect 5-0 record in bowl games – that put the finishing touches on this BIG EAST best seller.

The league ended the 2006 regular season with a winning percentage of .800 in non-conference games (32-8 record) – the highest in the 16-year history of the conference. This mark included an 11-7 record against BCS Conference opponents. In addition, the final combined overall winning percentage of all BIG EAST football teams in '06 (.644) was the best of any Division I-A conference in the country.

Five of the eight BIG EAST teams went to bowl games and all five emerged victorious. The league captured wins in the FedEx Orange Bowl (Louisville), the Gator Bowl (West Virginia), the Texas Bowl (Rutgers), the PapaJohn's.com Bowl (USF) and the International Bowl (Cincinnati). The BIG EAST's 5-0 bowl mark was the best bowl record of any Division I-A conference in '06, earning the league ESPN's Bowl Challenge Cup. It was only the second time since the inception of the BCS that an automatic qualifying conference has gone undefeated in any one bowl season.

Three BIG EAST teams wound down the '06 campaign in the top 12 of the final Associated Press and *USA Today* Polls – Louisville (No. 6/7), West Virginia (No. 10/10) and Rutgers (No. 12/12).

In 2005, three new schools – the University of Cincinnati, University of Louisville and University of South Florida – joined Connecticut, Pittsburgh, Rutgers, Syracuse and West Virginia in the BIG EAST. The additions increased the football membership to eight schools and gave the BIG EAST a presence that ranged as far south as Tampa, Fla., and as far west as Louisville, Ky.

In the first season as the "new-look" BIG EAST in 2005, four conference schools earned trips to bowl games. West Virginia finished the regular season unbeaten in league play for the first time since 1993 to win the conference title. Earning the BIG EAST's automatic Bowl Championship Series bid, West Virginia represented the conference in the 2006 Nokia Sugar Bowl in Atlanta. The Mountaineers defeated Georgia, 38-35, to finish the year fifth in the final Associated Press Top 25 Poll and sixth in the final *USA Today* Poll. Louisville was ranked 19th and 20th, respectively, in the final AP and *USA Today* polls.

Over the last six seasons, the BIG EAST has compiled one of the best winning percentages of any BCS conference in bowl games. BIG EAST Conference teams are 21-13 in postseason play since 2000.

The BIG EAST has been a frequent contender for the national championship. Eight times in the league's 16 seasons a BIG EAST squad has been in a bowl game, playing for a claim to the national crown.

The BIG EAST has always been proud of its football student-athletes for their academic achievements. In 2006, West Virginia senior linebacker Jay Henry was named the BIG EAST/Aeropostale Football Scholar-Athlete of the Year. Henry, along with Louisville junior quarterback Brian Brohm, also received *ESPN The Magazine*/CoSIDA Academic All-America First-Team accolades. WVU senior center Dan Mozes earned second-team recognition. In addition, Rutgers' senior fullback



BIG EAST Conference  
222 Richmond Street  
Suite 110  
Providence, RI 02903  
[www.bigeast.org](http://www.bigeast.org)

Communications	(401) 453-0660
Switchboard	(401) 272-9108
FAX	(401) 751-8540

Commissioner	Michael A. Tranghese
Sr. Assoc. Commissioner	John Marinatto
Associate Commissioner	Nick Carparelli, Jr.
Associate Commissioner	Joseph D'Antonio
Associate Commissioner	Donna DeMarco
Associate Commissioner	Dan Gavitt
Associate Commissioner	Tom Odjakjian
Associate Commissioner	John Paquette
Associate Commissioner	James Siedliski
Assistant Commissioner	Jennifer Condaras
Assistant Commissioner	Barbara Jacobs
Director of Business Affairs	Susan Eaton
Director of Communications	Jonathan Gust
Director of Communications	Rachel Margolis
Dir. of Men's Basketball Operations	Shawn Murphy
Asst. Director of Communications	Michael Coyne
Asst. Director of Compliance	Jason DeAngelis
Asst. Director of Internet Publicity	Ben Fairclough
Asst. Director of Sport Administration	Mia Brickhouse
Asst. Director of Sport Administration	Robert Weygand, Jr.
Coord. of Men's Basketball Officiating	Art Hyland
Coord. of Football Officiating	John Soffey
Assistant to the Commissioner	Lisa Zaneccchia
Admin. Asst. for Sport Administration	Lois DeBlois
Administrative Assistant for Compliance	Wanda Factor
Administrative Assistant	Linda Yates
Receptionist	Kathy Kirkpatrick
Administrative Fellow	Kevin Lopes
Football Administration Assistant	Ben Tario



## BIG EAST Football Contacts

<b>Cincinnati</b>	<b>Kelby Siler</b> Kelby.Siler@uc.edu
<b>Connecticut</b>	<b>Leigh Torbin</b> leigh.torbin@uconn.edu
<b>Louisville</b>	<b>Rocco Gasparro</b> rocco.gasparro@louisville.edu
<b>Pittsburgh</b>	<b>E.J. Borghetti</b> ejborg@pitt.edu
<b>Rutgers</b>	<b>Jason Baum</b> jbaum@scarletknights.com
<b>South Florida</b>	<b>John Gerdes</b> Gerdes@admin.usf.edu
<b>Syracuse</b>	<b>Sue Cornelius Edson</b> sedson@syr.edu
<b>West Virginia</b>	<b>Shelly Poe</b> shelly.poe@mail.wvu.edu

Brian Leonard was the recipient of the Draddy Trophy. Known in many circles as the "Academic Heisman," the Draddy Trophy continues to be one of college football's most sought after awards, recognizing an individual as the absolute best in the country for his combined academic success, football performance, and exemplary community leadership.

Since its birth, the BIG EAST has been a national power both on and off the field. Commissioner Michael Tranchese served as coordinator of the BCS for two years from 2002-03. He has spearheaded the development of BIG EAST football since its beginning.

The BIG EAST Conference's entrance into football was announced on February 5, 1991. The league gained instant notice and credibility with its level of excellence on the field and with its television and bowl relationships. The BIG EAST has been a charter member of each of the major bowl agreements with the major conferences, beginning with The Bowl Coalition in 1992 followed by The Bowl Alliance in '95. The Bowl Championship Series began in '98.

Extensive television exposure and the BIG EAST have been synonymous terms. For football, the league established its own regional television package in 1991 before it had played a game. The BIG EAST Television Network immediately was the largest re-

gional college football network in the country.

The BIG EAST has television agreements with ABC and ESPN that run through the 2007 season. Both agreements ensure that ABC or ESPN telecasts a BIG EAST game virtually every week of the year. The BIG EAST and ESPN have already agreed on a new six-year contract that will further enhance the league's exposure. The new agreement will begin with the 2008 regular season and run through 2013.

Of the 73 games played this past season involving BIG EAST teams, 29 of them were seen on ABC, ESPN or ESPN2. In addition, 37 others were seen on either ESPN Regional, ESPN, ESPN360, FSN, CSTV or the NFL Network.

ESPN Regional Television owns broadcasting rights for all telecasts not assigned to ABC or ESPN. ERT, which took over for the BIG EAST Network in 1996, produces and distributes additional games, including a BIG EAST Game of the Week, through syndication, local markets and pay-per-view.

The BIG EAST has always aligned itself with prestigious bowl games. The league is one of the original founders of the Bowl Championship Series and is one of six conferences that receive an automatic annual bid.

The BIG EAST Conference champion earns the league's automatic BCS bid. The BCS — which enters its 10th season in 2007-08 — is a five-game arrangement for postseason college football that is designed to match the two top-rated teams in a national championship game and to create exciting and competitive matchups between eight other highly regarded teams in four other BCS games.

If the BIG EAST champion finishes No. 1 or No. 2 in the final BCS standings, then that team will earn a spot in the BCS National Championship Game. Otherwise, the league champion will compete in one of the four remaining BCS bowl games — the Tostitos Fiesta Bowl, FedEx Orange Bowl, Allstate Sugar Bowl or the Rose Bowl. Each bowl hosts two

games once every four years - its traditional game plus a National Championship contest approximately one week later.

In a first-of-its-kind collaboration among Division I conferences and football bowl partners, the BIG EAST and Big 12 Conferences — along with Notre Dame — forged a bowl partnership beginning in '06. This agreement assures both BCS Conferences' and Notre Dame's participation in the Gator Bowl and Brut Sun Bowl over a four-year period. The Gator Bowl or Brut Sun Bowl will pick a BIG EAST team after the league's representative to the Bowl Championship Series has been determined. The Atlantic Coast Conference will provide the opposition in the Gator Bowl (CBS) and the Pac-10 Conference will participate in the Brut Sun Bowl (CBS).

The Gator Bowl has the first selection at the conclusion of each season. During the four years of the deal, the BIG EAST (or Notre Dame) will send a team to both the Gator Bowl and the Sun Bowl twice.

The Meineke Car Care Bowl is now in its sixth year with the BIG EAST Conference. The Meineke Car Care Bowl, which is played in Bank of America Stadium in Charlotte, N.C., picks after the Gator Bowl or Brut Sun Bowl.

In 2006, the BIG EAST entered into a four-year agreement to participate in the Texas Bowl versus an opponent from the Big 12 Conference. During the four-year agreement, the BIG EAST is guaranteed to play in the bowl game twice (2006 and 2008). The Texas Bowl is played at the state-of-the-art Reliant Stadium in Houston, Texas.

The BIG EAST Conference also aligned itself with two new bowls beginning last season — the International Bowl in Toronto, Ontario, and the PapaJohn's.com Bowl in Birmingham, Ala. The agreements give the BIG EAST a total of six bowl deals. In the International Bowl, the BIG EAST faces a team from the Mid-American Conference. In the PapaJohn's.com Bowl, the BIG EAST plays a team from Conference USA.

# BCS AND THE BIG EAST



**T**he Bowl Championship Series (BCS) is a five-game arrangement for post-season college football that is designed to match the two top-rated teams in a national championship game and to create exciting and competitive matchups between eight other highly regarded teams in four other games.

- The bowl games participating are the Tostitos Fiesta Bowl, FedEx Orange Bowl, Rose Bowl, Allstate Sugar Bowl and the BCS National Championship Game which will be played each year at one of the bowl sites.

- The BCS is managed by the commissioners of the 11 NCAA Division I-A conferences, the director of athletics at the University of Notre Dame, and representatives of the bowl organizations. The conferences are Atlantic Coast, Big East, Big Ten, Big 12, Conference USA, Mid-American, Mountain West, Sun Belt, Pacific 10, Southeastern, and Western Athletic.

- The conference commissioners and the Notre Dame athletics director make decisions regarding all BCS issues, in consultation with an athletics directors advisory group and subject to the approval of a presidential oversight committee whose members represent all 117 Division I-A programs.

- The five BCS games are part of the overall bowl structure. All bowl games provide meaningful season-ending opportunities to teams.

- As one conference commissioner said, "the celebration that occurs among the student-athletes, coaching staff, and fans at the end of each bowl game is an indication of the importance of all bowl games."

- The BCS places great premium on the regular season of college football. Football weekends are an important ingredient in the overall college experience-going well beyond simply what occurs in the athletics department. A significant amount of the revenue that supports all athletics programs is generated by regular-season football. And so it is of great importance that the regular season remains strong and vibrant.

- The top two teams were matched in bowl games infrequently before the BCS, when conferences were contractually obligated to certain games and there was no flexibility to attempt to match the top teams.

- The BCS conferences have a contract with Fox Sports to televise the Fiesta, Orange and Sugar Bowls through 2010 and the National Championship Games through 2009. ABC has an agreement to continue to televise the 2010 National Championship Game and the Rose Bowl through 2014.

## Schedule of Games, January 2008

January 1 - Sugar Bowl

January 1 - Rose Bowl

January 2 - Fiesta Bowl

January 3 - Orange Bowl

January 7 - BCS National Championship Game (New Orleans)

## Automatic Qualification

1. The top two teams in the final BCS Standings will play in the national championship game.
2. The champions of the Atlantic Coast, Big East, Big Ten, Big 12, Pac-10 and Southeastern Conferences automatically qualify for BCS games each year.
3. One team from among the champions of Conference USA, the Mid-American Conference, the Mountain West Conference, the Sun Belt Conference, or the Western Athletic Conference automatically qualify for a BCS game if either:
  - A. Such team is ranked in the top 12 of the final BCS Standings, or,
  - B. Such team is ranked in the top 16 of the final BCS Standings and its ranking in the final BCS Standings is higher than that of a champion of a conference that has an annual automatic berth in one of the BCS bowls.
4. Notre Dame will automatically qualify for a BCS bowl if it is in the top eight of the final BCS Standings.
5. If any of the 10 slots remain open after application of provisions 1 through 4, and an at-large team from a conference with an annual automatic berth for its champion is ranked No. 3 in the final BCS Standings, that team shall become an automatic qualifier.
6. If any of the 10 slots remain open after application of provisions 1 through 5, and if Step No. 5 has not been applied and an at-large team from a conference with an annual automatic berth for its champion is ranked No. 4 in the final BCS Standings, that team shall become an automatic qualifier.
7. If any slots remain unfilled after the placement of all teams qualifying for an automatic berth, then the bowls shall choose their participants from the "pool of eligible teams" (see below.)

## Pool of Eligible Teams

If berths are available after the automatic qualifiers have been identified, then the bowls shall select at-large participants from the "pool of eligible teams," which shall include any Division I-A team that is bowl-eligible and meets the following requirements:

- A. Has won at least nine regular-season games, not including exempted games, and
- B. Is among the top 14 teams in the final BCS Standings

## The BCS is Working

The BCS is succeeding. The nation's No. 1 and No. 2 teams met only eight times in bowl games in the 57 seasons between 1936 and 1992. No. 1 and No. 2 have met eight times in the 15 years since 1992. In the nine-year history of the BCS, the AP's No. 1 and No. 2 have met six times.

## The BCS is not ...

It is not a playoff system. It is nothing more than attempt to match the No. 1 and No. 2 teams within the bowl system and to create exciting matchups in four other bowl games.



# 2007-08 BOWL SCHEDULE



Bowl	Date	Time	Location	Matchup	TV
San Diego Co. Credit Union Poinsettia	Dec. 20	9 p.m.	San Diego, Calif.	Mountain West vs. Navy/At-Large	ESPN
R&L Carriers New Orleans	Dec. 21	8 p.m.	New Orleans, La.	Sun Belt Champ vs. C-USA	ESPN2
PapaJohn's.com	Dec. 22	1 p.m.	Birmingham, Ala.	BIG EAST vs. C-USA	ESPN2
New Mexico	Dec. 22	4:30 p.m.	Albuquerque, N.M.	Mountain West vs. WAC	ESPN
Pioneer PureVision Las Vegas	Dec. 22	8 p.m.	Las Vegas, Nev.	Mountain West vs. Pac-10	ESPN
Sheraton Hawaii	Dec. 23	8 p.m.	Honolulu, Hawaii	C-USA vs. WAC	ESPN
Motor City	Dec. 26	7:30 p.m.	Detroit, Mich.	Big Ten vs. MAC	ESPN
Pacific Life Holiday	Dec. 27	8 p.m.	San Diego, Calif.	Big 12 vs. Pac-10	ESPN
Texas	Dec. 28	8 p.m.	Houston, Texas	Big 12 vs. C-USA	NFL
Champs Sports	Dec. 28	5 p.m.	Orlando, Fla.	ACC vs. Big Ten	ESPN
Emerald	Dec. 28	8:30 p.m.	San Francisco, Calif.	ACC vs. Pac-10	ESPN
Meineke Car Care	Dec. 29	1 p.m.	Charlotte, N.C.	ACC vs. BIG EAST	ESPN
AutoZone Liberty	Dec. 29	4:30 p.m.	Memphis, Tenn.	C-USA vs. SEC	ESPN
Alamo	Dec. 29	8 p.m.	San Antonio, Texas	Big Ten vs. Big 12	ESPN
Petro Sun Independence	Dec. 30	8 p.m.	Shreveport, La.	Big 12 vs. SEC	ESPN
Bell Helicopter Armed Forces	Dec. 31	12:30 p.m.	Fort Worth, Texas	Mountain West vs. Pac-10	ESPN
Brut Sun	Dec. 31	2 p.m.	El Paso, Texas	Big 12/BIG EAST/Notre Dame vs. Pac-10	CBS
Humanitarian	Dec. 31	2 p.m.	Boise, Idaho	ACC vs. WAC	ESPN2
Gaylord Hotels Music City	Dec. 31	4 p.m.	Nashville, Tenn.	ACC vs. SEC	ESPN
Chick-fil-A	Dec. 31	7:30 p.m.	Atlanta, Ga.	ACC vs. SEC	ESPN
Insight	Dec. 31	TBA	Tempe, Ariz.	Big Ten vs. Big 12	NFL
Outback	Jan. 1	11 a.m.	Tampa, Fla.	Big Ten vs. SEC	ESPN
AT&T Cotton	Jan. 1	11:30 a.m.	Dallas, Texas	Big 12 vs. SEC	FOX
Gator	Jan. 1	1 p.m.	Jacksonville, Fla.	ACC vs. Big 12/BIG EAST /Notre Dame	CBS
Capital One	Jan. 1	1 p.m.	Orlando, Fla.	Big Ten vs. SEC	ABC
Rose presented by Citi	Jan. 1	4:30 p.m.	Pasadena, Calif.	*BCS vs. BCS	ABC
Allstate Sugar	Jan. 1	8:30 p.m.	New Orleans, La.	*BCS vs. BCS	FOX
Tostitos Fiesta	Jan. 2	8 p.m.	Phoenix, Ariz.	*BCS vs. BCS	FOX
FedEx Orange	Jan. 3	8 p.m.	Miami, Fla.	*BCS vs. BCS	FOX
International	Jan. 5	Noon	Toronto, Canada	BIG EAST /Notre Dame vs. MAC	ESPN2
GMAC	Jan. 6	8 p.m.	Mobile, Ala.	C-USA vs. MAC	ESPN
Allstate BCS National Championship	Jan. 7	8 p.m.	New Orleans, La.	*BCS #1 vs. BCS #2	FOX



# BIG EAST COMPOSITE SCHEDULE

**Thursday, August 30**

Buffalo at Rutgers  
 Southeast Missouri State at Cincinnati  
 Murray State at Louisville

**Friday, August 31**

Washington at Syracuse

**Saturday, September 1**

Connecticut at Duke  
 Eastern Michigan at Pittsburgh  
 Elon at USF  
 Western Michigan at West Virginia

**Thursday, September 6**

Middle Tennessee State at Louisville  
 Oregon State at Cincinnati

**Friday, September 7**

Navy at Rutgers

**Saturday, September 8**

West Virginia at Marshall  
 Syracuse at Iowa  
 USF at Auburn  
 Grambling State at Pittsburgh  
 Maine at Connecticut

**Thursday, September 13**

West Virginia at Maryland

**Saturday, September 15**

Illinois at Syracuse  
 Pittsburgh at Michigan State  
 Cincinnati at Miami (OH)  
 Louisville at Kentucky  
 Norfolk State at Rutgers  
 Temple at Connecticut

**Saturday, September 22**

Marshall at Cincinnati  
*Connecticut at Pittsburgh*  
 East Carolina at West Virginia  
 North Carolina at USF  
*Syracuse at Louisville*

**Friday, September 28**

*West Virginia at USF*

**Saturday, September 29**

Akron at Connecticut  
 Cincinnati at San Diego State  
 Louisville at North Carolina State  
 Maryland at Rutgers  
 Pittsburgh at Virginia  
 Syracuse at Miami (OH)

**Friday, October 5**

Utah at Louisville

**Saturday, October 6**

*Cincinnati at Rutgers*  
 USF at Florida Atlantic  
*West Virginia at Syracuse*

**Wednesday, October 10**

Navy at Pittsburgh

**Saturday, October 13**

Central Florida at USF  
 Connecticut at Virginia  
*Louisville at Cincinnati*  
*Rutgers at Syracuse*

**Thursday, October 18**

*USF at Rutgers*

**Friday, October 19**

*Louisville at Connecticut*

**Saturday, October 20**

Buffalo at Syracuse  
*Cincinnati at Pittsburgh*  
 Mississippi State at West Virginia

**Saturday, October 27**

*Pittsburgh at Louisville*  
*USF at Connecticut*  
*West Virginia at Rutgers*

**Saturday, November 3**

*Cincinnati at USF*  
*Rutgers at Connecticut*  
*Syracuse at Pittsburgh*

**Thursday, November 8**

*Louisville at West Virginia*

**Friday, November 9**

Rutgers at Army

**Saturday, November 10**

*Connecticut at Cincinnati*  
*USF at Syracuse*

**Saturday, November 17**

*Louisville at USF*  
*Pittsburgh at Rutgers*  
*Syracuse at Connecticut*  
*West Virginia at Cincinnati*

**Saturday, November 24**

*Cincinnati at Syracuse*  
*Connecticut at West Virginia*  
*USF at Pittsburgh*

**Thursday, November 29**

*Rutgers at Louisville*

**Saturday, December 1**

*Pittsburgh at West Virginia*

*Italics denotes BIG EAST game.*  
*Schedule subject to change.*





# 2006 BIG EAST SEASON-IN-REVIEW

## 2006 BIG EAST Conference Standings

School (Rank)	W-L	Pct.	BIG EAST				All Games						
			H	A	Pts	Opp	W-L	Pct.	H	A	N	Pts	Opp
Louisville (6/7)	6-1	.857	4-0	2-1	247	141	12-1	.923	6-0	5-1	1-0	491	212
West Virginia (10/10)	5-2	.714	3-1	2-1	259	186	11-2	.846	6-1	4-1	1-0	505	282
Rutgers (12/12)	5-2	.714	3-0	2-2	182	146	11-2	.846	6-0	4-2	1-0	387	186
Cincinnati	4-3	.571	3-1	1-2	152	141	8-5	.615	6-1	1-4	1-0	274	255
USF	4-3	.571	3-1	1-2	145	133	9-4	.692	5-1	3-3	1-0	299	220
Pittsburgh	2-5	.286	0-3	2-2	172	207	6-6	.500	3-4	3-2	0-0	381	274
Connecticut	1-6	.143	1-3	0-3	140	238	4-8	.333	3-4	1-4	0-0	257	324
Syracuse	1-6	.143	1-2	0-4	81	186	4-8	.333	3-3	1-5	0-0	209	295

## 2006 BIG EAST Bowl Results

**PapaJohns.com Bowl — Birmingham, Ala.**  
*USF 24, East Carolina 7*

**Orange Bowl — Miami, Fla.**  
*Louisville 24, Wake Forest 13*

**Texas Bowl — Houston, Texas**  
*Rutgers 37, Kansas State 10*

**International Bowl — Toronto, Canada**  
*Cincinnati 27, Western Michigan 24*

**Gator Bowl — Jacksonville, Fla.**  
*West Virginia 38, Georgia Tech 35*

## Year-by-Year BIG EAST Conference Standings

2005	Rank	Conf.	Overall	2001	Rank	Conf.	Overall	1997	Rank	Conf.	Overall	1993	Rank	Conf.	Overall
West Virginia	(5/6)	7-0	11-1	Miami	(1/1)	7-0	12-0	Syracuse	(21/20)	6-1	9-4	West Virginia	(7/6)	7-0	11-1
Louisville	(19/20)	5-2	9-3	Syracuse	(14/14)	6-1	10-3	Virginia Tech		5-2	7-5	Miami	(15/15)	6-1	9-3
Rutgers		4-3	7-5	Virginia Tech	(18/18)	4-3	8-4	West Virginia		4-3	7-5	Boston College	(13/12)	5-2	9-3
USF		4-3	6-6	Boston College	(21/23)	4-3	8-4	Pittsburgh		4-3	6-6	Virginia Tech	(22/-)	4-3	9-3
Pittsburgh		4-3	5-6	Pittsburgh		4-3	7-5	Miami		3-4	5-6	Syracuse		3-4	6-4-1
Connecticut		2-5	5-6	Temple		2-5	4-7	Boston College		3-4	4-7	Pittsburgh		2-5	3-8
Cincinnati		2-5	4-7	West Virginia		1-6	3-8	Temple		3-4	3-8	Rutgers		1-6	4-7
Syracuse		0-7	1-10	Rutgers		0-7	2-9	Rutgers		0-7	0-11	Temple		0-7	1-10
2004	Rank	Conf.	Overall	2000	Rank	Conf.	Overall	1996	Rank	Conf.	Overall	1992*	Rank	Conf.	Overall
Pittsburgh	(25/-)	4-2	8-4	Miami	(2/2)	7-0	11-1	Virginia Tech	(13/12)	6-1	10-2	Miami	(3/3)		11-1
Boston College		4-2	9-3	Virginia Tech	(6/6)	6-1	11-1	Miami	(14/14)	6-1	9-3	Syracuse	(6/7)		10-2
West Virginia		4-2	8-4	Pittsburgh		4-3	7-5	Syracuse	(21/18)	6-1	9-3	Boston College	(21/21)		8-3-1
Syracuse		4-2	6-6	Syracuse		4-3	6-5	West Virginia		4-3	8-4	Rutgers			7-4
Connecticut		3-3	8-4	Boston College		3-4	7-5	Pittsburgh		3-4	4-7	West Virginia			5-4-2
Rutgers		1-5	4-7	West Virginia		3-4	7-5	Boston College		2-5	5-7	Pittsburgh			3-9
Temple		1-5	2-9	Temple		1-6	4-7	Rutgers		1-6	2-9	Virginia Tech			2-8-1
2003	Rank	Conf.	Overall	1999	Rank	Conf.	Overall	1995	Rank	Conf.	Overall	1991	Rank	Conf.	Overall
Miami	(5/5)	6-1	11-2	Virginia Tech	(2/3)	7-0	11-1	Virginia Tech	(10/9)	6-1	10-2	Miami	(1/2)		12-0
West Virginia		6-1	8-5	Miami	(15/15)	6-1	9-4	Miami		6-1	8-3	Syracuse	(11/11)		10-2
Pittsburgh		5-2	8-5	Boston College		4-3	8-4	Syracuse	(19/16)	5-2	9-3	Pittsburgh			6-5
Virginia Tech		4-3	8-5	Syracuse		3-4	7-5	West Virginia		4-3	5-6	West Virginia			6-5
Boston College		3-4	8-5	West Virginia		3-4	4-7	Boston College		4-3	4-8	Rutgers			6-5
Syracuse		2-5	6-6	Pittsburgh		2-5	5-6	Rutgers		2-5	4-7	Virginia Tech			5-6
Rutgers		2-5	5-7	Temple		2-5	2-9	Temple		1-6	1-10	Boston College			4-7
Temple		0-7	1-11	Rutgers		1-6	1-10	Pittsburgh		0-7	2-9	Temple			2-9
2002	Rank	Conf.	Overall	1998	Rank	Conf.	Overall	1994	Rank	Conf.	Overall	*1991 and 1992 champion determined by ranking in final <i>USA Today</i> /ESPN Coaches Poll.			
Miami	(2/2)	7-0	12-1	Syracuse	(25/24)	6-1	8-4	Miami	(6/6)	7-0	10-2				
West Virginia	(25/20)	6-1	9-4	Miami	(20/21)	5-2	9-3	Virginia Tech		5-2	8-4				
Pittsburgh	(19/18)	5-2	9-4	Virginia Tech	(23/19)	5-2	9-3	Syracuse		4-3	7-4				
Virginia Tech	(18/14)	3-4	10-4	West Virginia		5-2	8-4	West Virginia		4-3	7-6				
Boston College		3-4	9-4	Boston College		3-4	4-7	Boston College	(23/22)	3-3-1	7-4-1				
Temple		2-5	4-8	Rutgers		2-5	5-6	Rutgers		2-4-1	5-5-1	Rank—AP/ <i>USA Today</i> polls			
Syracuse		2-5	4-8	Temple		2-5	2-9	Pittsburgh		2-5	3-8				
Rutgers		0-7	1-11	Pittsburgh		0-7	2-9	Temple		0-7	2-9				



## 2006 BIG EAST SEASON-IN-REVIEW

## Team Statistics

RUSHING OFFENSE						
	G	ATT	YARDS	YPA	TD	YPG
West Virginia	13	590	3939	6.7	48	303.0
Louisville	13	483	2409	5.0	35	185.3
Connecticut	12	486	2195	4.5	18	182.9
Rutgers	13	496	2342	4.7	28	180.2
USF	13	485	1874	3.9	22	144.2
Cincinnati	13	513	1737	3.4	11	133.6
Pittsburgh	12	380	1476	3.9	15	123.0
Syracuse	12	420	1283	3.1	8	106.9

RUSHING DEFENSE						
	G	ATT	YARDS	YPA	TD	YPG
West Virginia	13	407	1213	3.0	12	93.3
Rutgers	13	447	1313	2.9	10	101.0
Louisville	13	403	1362	3.4	12	104.8
Cincinnati	13	380	1398	3.7	13	107.5
USF	13	460	1498	3.3	9	115.2
Connecticut	12	479	2155	4.5	20	179.6
Pittsburgh	12	477	2175	4.6	17	181.2
Syracuse	12	467	2221	4.8	2	185.1

PASSING OFFENSE							
	G	ATT	COMP	INT	PCT	YDS	AVG TD YDS/G
Louisville	13	384	245	7	63.8	3770	9.8 22 290.0
Pittsburgh	12	332	228	9	68.7	2991	9.0 28 249.2
USF	13	356	226	15	63.5	2827	7.9 16 217.5
Cincinnati	13	345	207	17	60.0	2689	7.8 17 206.8
Rutgers	13	298	165	13	55.4	2144	7.2 12 164.9
West Virginia	13	233	149	8	63.9	2059	8.8 15 158.4
Syracuse	12	311	161	5	51.8	1885	6.1 13 157.1
Connecticut	12	313	161	12	51.4	1692	5.4 14 141.0

PASSING DEFENSE							
	G	ATT	COMP	INT	PCT	YDS	AVG TD YDS/G
Rutgers	13	312	162	15	51.9	1966	6.3 8 151.2
Connecticut	12	279	158	12	56.6	2142	7.7 15 178.5
Pittsburgh	12	341	215	11	63.0	2182	6.4 17 181.8
USF	13	389	199	15	51.2	2382	6.1 11 183.2
Cincinnati	13	419	219	14	52.3	2621	6.3 14 201.6
Syracuse	12	348	226	17	64.9	2571	7.4 17 214.2
Louisville	13	414	208	12	50.2	2804	6.8 12 215.7
West Virginia	13	425	244	16	57.4	3163	7.4 17 243.3

TOTAL OFFENSE							
	G	RUSH	PASS	PLAYS	YARDS	AVG TD	YDS/G
Louisville	13	2409	3770	867	6179	7.1 57	475.3
West Virginia	13	3939	2059	823	5998	7.3 63	461.4
Pittsburgh	12	1476	2991	712	4467	6.3 43	372.2
USF	13	1874	2827	841	4701	5.6 38	361.6
Rutgers	13	2342	2144	794	4486	5.6 40	345.1
Cincinnati	13	1737	2689	858	4426	5.2 28	340.5
Connecticut	12	2195	1692	799	3887	4.9 32	323.9
Syracuse	12	1283	1885	731	3168	4.3 21	264.0

TOTAL DEFENSE							
	G	RUSH	PASS	PLAYS	YARDS	AVG TD	YDS/G
Rutgers	13	1313	1966	759	3279	4.3 18	252.2
USF	13	1498	2382	849	3880	4.6 20	298.5
Cincinnati	13	1398	2621	799	4019	5.0 27	309.2
Louisville	13	1362	2804	817	4166	5.1 24	320.5
West Virginia	13	1213	3163	832	4376	5.3 29	336.6
Connecticut	12	2155	2142	758	4297	5.7 35	358.1
Pittsburgh	12	2175	2182	818	4357	5.3 34	363.1
Syracuse	12	2221	2571	815	4792	5.9 37	399.3

SCORING OFFENSE									
	G	TD	XP	2XP	DXP	FG	SAF	PTS	AVG
West Virginia	13	65	62	1	0	17	0	505	38.8
Louisville	13	61	60	1	0	21	0	491	37.8
Pittsburgh	12	49	47	0	0	12	2	381	31.8
Rutgers	13	46	41	2	0	22	0	387	29.8
USF	13	40	34	1	0	7	1	299	23.0
Connecticut	12	34	28	2	0	7	0	257	21.4
Cincinnati	13	31	28	2	0	18	1	274	21.1
Syracuse	12	23	21	1	0	16	0	209	17.4

SCORING DEFENSE									
	G	TD	XP	2XP	DXP	FG	SAF	PTS	AVG
Rutgers	13	22	17	2	0	11	0	186	14.3
Louisville	13	26	22	2	0	10	0	212	16.3
USF	13	25	20	0	0	16	1	220	16.9
Cincinnati	13	30	27	1	0	14	2	255	19.6
West Virginia	13	33	29	2	0	17	0	282	21.7
Pittsburgh	12	34	29	3	0	11	1	274	22.8
Syracuse	12	37	37	0	0	12	0	295	24.6
Connecticut	12	39	39	0	0	17	0	324	27.0

NET PUNTING							
	G	PUNTS	AVG	RET	YDS	AVG	NET/P
Syracuse	12	72	42.0	24	199	2.8	39.2
Pittsburgh	12	52	41.6	23	191	3.7	37.9
Rutgers	13	56	44.1	26	352	6.3	37.8
West Virginia	13	35	41.4	17	160	4.6	36.8
Connecticut	12	74	38.4	30	191	2.6	35.9
Louisville	13	46	38.6	19	135	2.9	35.7
Cincinnati	13	73	38.6	23	226	3.1	35.5
USF	13	59	36.3	22	307	5.2	31.1

PUNT RETURNS					
	G	ATT	YARDS	TD	AVG
USF	13	34	446	1	13.1
Connecticut	12	22	264	1	12.0
Rutgers	13	19	187	2	9.8
West Virginia	13	26	234	1	9.0
Pittsburgh	12	26	222	1	8.5
Syracuse	12	21	161	0	7.7
Cincinnati	13	34	251	0	7.4
Louisville	13	39	2	1	6.8

KICKOFF RETURNS					
	G	ATT	YARDS	TD	AVG
Pittsburgh	12	43	1038	1	24.1
West Virginia	13	50	1192	1	23.8
Cincinnati	13	36	788	0	21.9
Connecticut	12	48	982	0	20.5
Louisville	13	32	651	1	20.3
Rutgers	13	32	630	0	19.7
Syracuse	12	41	737	0	18.0
USF	13	36	633	0	17.6

TURNOVER MARGIN									
	G	Gained			Lost			Mar	AVG
		Fum	Int	Total	Fum	Int	Total		
Syracuse	12	11	17	28	12	5	17	+11	0.92
Rutgers	13	16	15	31	7	13	20	+11	0.85
Pittsburgh	12	15	11	26	9	9	18	+8	0.67
West Virginia	13	8	16	24	9	8	17	+7	0.54
Louisville	13	13	12	25	16	7	23	+2	0.15
Connecticut	12	8	12	20	9	12	21	-1	-0.08
USF	13	11	15	26	14	15	29	-3	-0.23
Cincinnati	13	9	14	23	12	17	29	-6	-0.46



## Individual Leaders

RUSHING	G	ATT	YDS	YPA	TD	YPG
Ray Rice, RU	13	335	1794	5.4	20	138.0
Steve Slaton, WVU	13	248	1744	7.0	16	134.2
Patrick White, WVU	12	165	1219	7.4	18	101.6
LaRod Stephens-Howling, Pitt	11	178	893	5.0	9	81.2
Donald Brown, II, Conn	12	161	896	5.6	7	74.7
Terry Caulley, Conn	10	120	674	5.6	3	67.4
Kolby Smith, UL	13	154	862	5.6	7	66.3
Delone Carter, SU	12	156	713	4.6	4	59.4
Greg Moore, UC	13	162	709	4.4	4	54.5
Matt Grothe, USF	13	178	622	3.5	9	47.8

PASSING	G	ATT	CMP	INT	PCT.	EFFIC.	YDS	TD	AVG/G
Brian Brohm, UL	11	313	199	-5	63.6	159.1	3049	16	277.2
Tyler Palko, Pitt	12	322	220	-9	68.3	163.2	2871	25	239.2
Matt Grothe, USF	13	317	202	-14	63.7	138.8	2576	15	198.2
Mike Teel, RU	13	296	164	-13	55.4	120.6	2135	12	164.2
Perry Patterson, SU	12	300	158	-4	52.7	115.4	1865	12	155.4
Patrick White, WVU	12	179	118	-7	65.9	159.7	1655	13	137.9
Dustin Grutza, UC	12	225	137	-13	60.9	123.5	1632	9	136.0
Matt Bonislawski, Conn	12	163	-75	-3	46.0	95.9	843	5	70.2

TOTAL OFFENSE	G	RUSH	PASS	PLAYS	YARDS	YPG
Brian Brohm, UL	11	45	3049	360	3094	281.3
Matt Grothe, USF	13	622	2576	495	3198	246.0
Tyler Palko, Pitt	12	77	2871	388	2948	245.7
Patrick White, WVU	12	1219	1655	344	2874	239.5
Mike Teel, RU	13	-50	2135	309	2085	160.4
Dustin Grutza, UC	12	246	1632	310	1878	156.5
Perry Patterson, SU	12	-174	1865	382	1691	140.9
Ray Rice, RU	13	1794	0	336	1794	138.0
Steve Slaton, WVU	13	1744	0	248	1744	134.2
LaRod Stephens-Howling, Pitt	11	893	0	178	893	81.2

RECEIVING	G	REC	YDS	TD	AVG.	REC/G
Harry Douglas, UL	13	70	1265	6	18.1	5.38
Derek Kinder, Pitt	12	57	847	6	14.9	4.75
Mario Urrutia, UL	13	58	973	6	16.8	4.46
Ean Randolph, USF	13	49	506	4	10.3	3.77
Oderick Turner, Pitt	12	44	660	8	15.0	3.67
Dominick Goodman, UC	13	40	452	5	11.3	3.08
Darius Reynaud, WVU	13	39	520	2	13.3	3.00
Brian Leonard, RU	13	38	294	0	7.7	2.92
Larry Taylor, Conn	10	29	261	1	9.0	2.90
Taurus Johnson, USF	13	37	494	2	13.4	2.85

SCORING	G	TD	XP	FG	PTS	PPG
Art Carmody, UL	13	0	60	21	123	9.5
Ray Rice, RU	13	20	0	0	120	9.2
Patrick White, WVU	12	18	0	0	108	9.0
Pat McAfee, WVU	13	0	62	17	113	8.7
Steve Slaton, WVU	13	18	0	0	108	8.3
Jeremy Ito, RU	13	0	41	22	107	8.2
Conor Lee, Pitt	12	0	47	12	83	6.9
Anthony Allen, UL	13	14	2	0	86	6.6
Kevin Lovell, UC	13	0	28	18	82	6.3
Patrick Shadle, SU	12	0	21	16	69	5.8

ALL PURPOSE	G	RUSH	RCV	PR	KR	YDS	AVG/G
Steve Slaton, WVU	13	1744	360	0	0	2104	161.8
Ray Rice, RU	13	1794	30	0	0	1824	140.3
Darius Reynaud, WVU	13	221	520	0	813	1554	119.5
LaRod Stephens-Howling, Pitt	11	893	231	0	31	1155	105.0
Harry Douglas, UL	13	49	1265	16	3	1333	102.5
Patrick White, WVU	12	1219	0	0	0	1219	101.6
Donald Brown, II, Conn	12	896	66	0	210	1172	97.7
Curtis Brinkley, SU	12	571	91	0	448	1110	92.5
Larry Taylor, Conn	10	78	261	255	279	873	87.3
Kolby Smith, UL	13	862	217	0	0	1079	83.0

PUNTING	G	PUNTS	YDS	AVG
Joe Radigan, RU	13	56	2467	44.1
Adam Graessle, Pitt	12	49	2059	42.0
Brendan Carney, SU	12	72	3021	42.0
Chris Pavararis, Conn	12	71	2845	40.1
Brian Steel, UC	13	70	2715	38.8
Justin Teachey, USF	13	45	1718	38.2

PUNT RETURNS	G	ATT	YARDS	TD	AVG
Ean Randolph, USF	13	25	370	1	14.8
Larry Taylor, Conn	10	20	255	1	12.8
Vaughn Rivers, WVU	13	18	195	1	10.8
Derrick Stewart, UC	13	25	231	0	9.2
Willie Foster, RU	13	14	127	0	9.1
Darrelle Revis, Pitt	12	22	190	1	8.6

KICKOFF RETURNS	G	ATT	YARDS	TD	AVG
Lowell Robinson, Pitt	12	26	725	1	27.9
Darius Reynaud, WVU	13	30	813	1	27.1
JaJuan Spillman, UL	12	17	450	1	26.5
Dominick Goodman, UC	13	21	541	0	25.8
Larry Taylor, Conn	10	11	279	0	25.4
Taurus Johnson, USF	13	14	316	0	22.6
Vaughn Rivers, WVU	13	13	293	0	22.5
T.J. Porter, Pitt	10	11	244	0	22.2
Curtis Brinkley, SU	12	21	448	0	21.3
Willie Foster, RU	13	18	370	0	20.6

INTERCEPTIONS	G	NO.	YARDS	TD	IPG
Trae Williams, USF	13	7	8	0	0.54
William Gay, UL	13	6	70	0	0.46
Quinton Andrews, WVU	13	5	67	0	0.38
Darius Butler, Conn	11	4	37	0	0.36
Danny Linsanah, Conn	12	4	64	1	0.33
Joe Fields, SU	12	4	6	0	0.33
Courtney Greene, RU	13	4	26	0	0.31
Dominic Ross, UC	13	4	14	0	0.31

TACKLES	G	UA	A	TOTAL	AVG/G
H.B. Blades, Pitt	12	86	61	147	12.2
Kelvin Smith, SU	12	58	57	115	9.6
Ryan Henegan, Conn	10	50	42	92	9.2
Clint Session, Pitt	12	67	34	101	8.4
Danny Linsanah, Conn	12	45	54	99	8.2
Stephen Nicholas, USF	13	71	18	89	6.8
Tyvon Branch, Conn	12	47	32	79	6.6
Ben Moffitt, USF	13	60	25	85	6.5
Jerry Mackey, SU	10	25	39	64	6.4
Devraun Thompson, RU	13	45	38	83	6.4



# 2006 ALL-BIG EAST TEAM

## First-Team Defense

DL	Terrill Byrd (Cincinnati)
DL	Amobe Okoye (Louisville)
DL	Eric Foster (Rutgers)
DL	Keilein Dykes (West Virginia)
LB	Kevin McCullough (Cincinnati)
LB	H.B. Blades (Pittsburgh)
LB	Stephen Nicholas (USF)
CB	William Gay (Louisville)
CB	Darrelle Revis (Pittsburgh)
CB	Trae Williams (USF)
S	Dominic Ross (Cincinnati)
S	Eric Wicks (West Virginia)
P	Joe Radigan (Rutgers)

## First-Team Offense

WR	Harry Douglas (Louisville)
WR	Derek Kinder (Pittsburgh)
T	George Bussey (Louisville)
T	Renardo Foster (Louisville)
T	Jeremy Zuttah (Rutgers)
G	Kurt Quarterman (Louisville)
G	Jeremy Sheffey (West Virginia)
C	Dan Mozes (West Virginia)
TE	Clark Harris (Rutgers)
QB	Patrick White (West Virginia)
RB	Ray Rice (Rutgers)
RB	Steve Slaton (West Virginia)
K	Art Carmody (Louisville)
KR/PR	Ean Randolph (USF)

## Second-Team Defense

DL	Rhema Fuller (Connecticut)
DL	Joe Clermond (Pittsburgh)
DL	Ramel Meekins (Rutgers)
DL	Jamaal Westerman (Rutgers)
DL	Jameel McClain (Syracuse)
LB	Malik Jackson (Louisville)
LB	Devraun Thompson (Rutgers)
LB	Kelvin Smith (Syracuse)
CB	Mike Mickens (Cincinnati)
CB	Tanard Jackson (Syracuse)
S	Brandon Sharp (Louisville)
S	Ron Girault (Rutgers)
S	Courtney Greene (Rutgers)
P	Adam Graessle (Pittsburgh)

## Second-Team Offense

WR	Mario Urrutia (Louisville)
WR	Darius Reynaud (West Virginia)
T	Pedro Sosa (Rutgers)
T	Ryan Stanchek (West Virginia)
G	Trevor Canfield (Cincinnati)
G	Cameron Stephenson (Rutgers)
C	Eric Wood (Louisville)
TE	Brent Celek (Cincinnati)
QB	Brian Brohm (Louisville)
RB	Donald Brown, II (Connecticut)
RB	Brian Leonard (Rutgers)
K	Jeremy Ito (Rutgers)
KR/PR	Vaughn Rivers (West Virginia)

## Awards

### BIG EAST Offensive Player of the Year

Patrick White (West Virginia)

### BIG EAST Defensive Player of the Year

H.B. Blades (Pittsburgh)

### BIG EAST Special Teams Player of the Year

Ean Randolph (USF)

### BIG EAST Rookie of the Year

Matt Grothe (USF)

### BIG EAST Coach of the Year

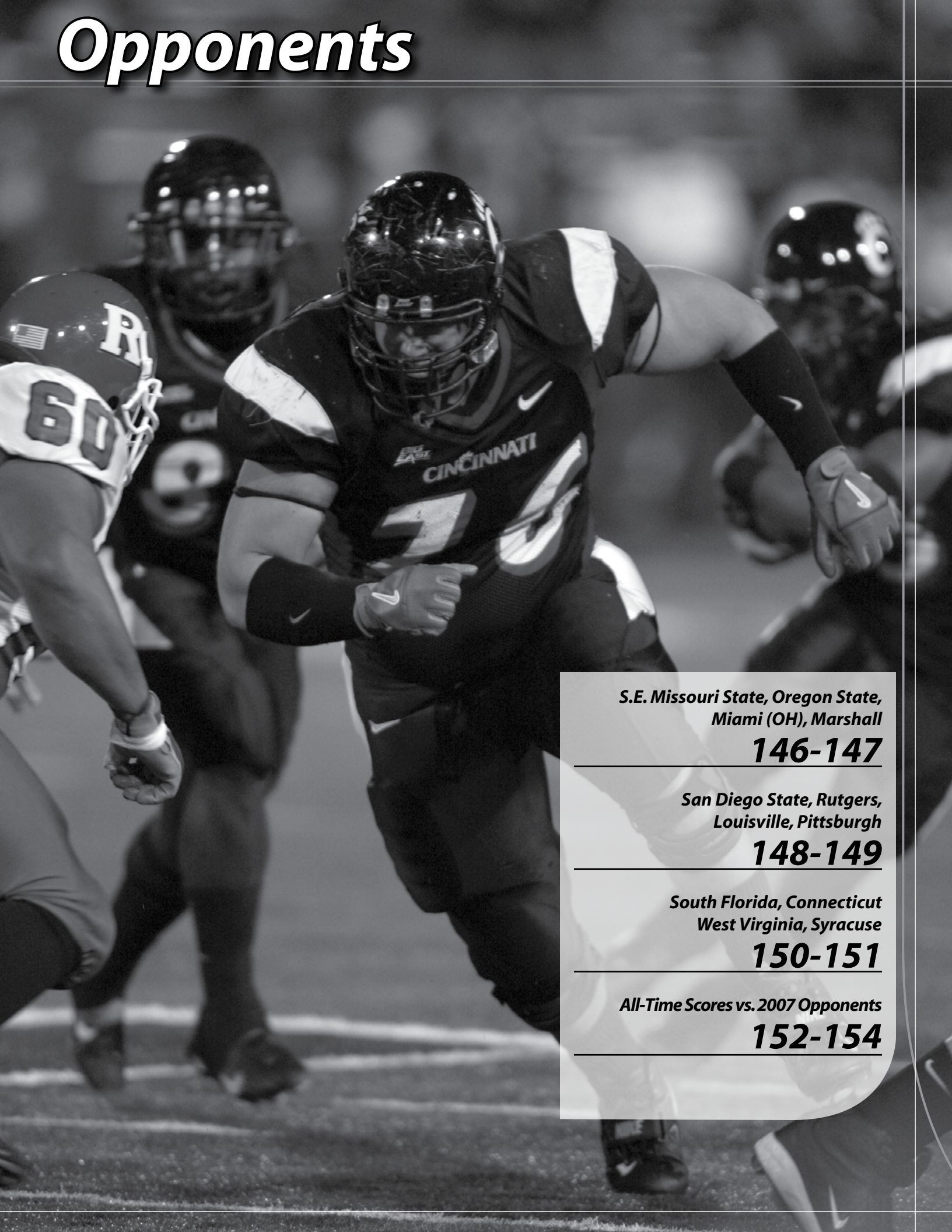
Greg Schiano (Rutgers)



*Terrill Byrd earned first-team all-BIG EAST honors in 2006.*



# Opponents



*S.E. Missouri State, Oregon State,  
Miami (OH), Marshall*

**146-147**

*San Diego State, Rutgers,  
Louisville, Pittsburgh*

**148-149**

*South Florida, Connecticut  
West Virginia, Syracuse*

**150-151**

*All-Time Scores vs. 2007 Opponents*

**152-154**





**Tony Samuel**  
Head Coach



## Game 1

## Southeast Missouri State Redhawks

Aug. 30 — Nippert Stadium — Cincinnati, Ohio

### General Information

Location: Cape Girardeau, Mo.  
Founded: 1873  
Enrollment: 10,477  
President: Dr. Kenneth W. Dobbins  
Athletics Director: Don Kaverman  
Nickname: Redhawks  
Colors: Red and Black  
Conference: Ohio Valley  
Stadium: Houck Stadium (10,000)  
Playing Surface: FieldTurf

### Team Information

2006 Overall Record: 4-7  
2006 OVC Record: 2-6 (7th)  
Lettermen Returning (O/D/S): 7/14/2  
Starters Returning (O/D/S): 5/5/1  
Base Offense: Multiple  
Base Defense: 4-3  
Top Returnees (2006 Statistics):  
Adam Casper, Sr., LB  
(108 Tackles, 6 TFL, 1 Int.)  
Timmy Holloman, Jr., RB  
(121 Att., 653 Yds, 6 TD)  
Clint Jones, Sr., FB  
(23 Rec., 80 Yds, 1 TD)  
Kendall Magana, Jr., FS  
(58 Tackles, 1 TFL, 1 Int.)

### Head Coach

Tony Samuel (Nebraska, 1981)  
Record at Southeast Missouri State: 4-7 (One year)  
Career Record: 38-64 (Nine years)

### Assistant Coaches

Asst. HC/Offensive Coordinator: Vincent White  
Defensive Coordinator: Tim McGuire  
Outside Linebackers: Lorenzo Brinkley  
Tight Ends/Recruiting: Eric Ravellette  
Defensive Backs: Kenny Wilhite  
Running Backs/Special Teams: Chris Norris  
Wide Receivers: Terry Samuel  
Offensive Line: Brian Boerboom

### Media Information

Director: Ron Hines  
Office: (573) 651-2294  
Mobile: (573) 450-6845  
Email: rhines@semo.edu  
Fax: (573) 651-2810  
Press Box: (573) 651-2191  
Website: www.GoSoutheast.com

### Series Information

Series Record	First Meeting
At Cincinnati	—
At Southeast Missouri State	—
At Neutral Sites	—

### 2006 Results (4-7)

Sept. 2	at Austin Peay	W, 38-13
Sept. 9	Missouri-Rolla	W, 44-23
Sept. 16	at Jacksonville State	L, 7-38
Sept. 30	Samford	W, 19-14
Oct. 7	at Eastern Illinois	L, 0-21
Oct. 14	at Arkansas	L, 7-63
Oct. 21	Eastern Kentucky	L, 21-27
Oct. 28	at Murray State	W, 24-17
Nov. 4	Tennessee-Martin	L, 14-28
Nov. 11	at Tennessee State	L, 0-31
Nov. 18	Tennessee Tech	L, 29-32

### 2007 Schedule

Aug. 30	at Cincinnati
Sept. 8	Southwest Baptist
Sept. 15	Indiana State
Sept. 22	at Samford
Sept. 29	Eastern Illinois
Oct. 13	at Eastern Kentucky
Oct. 20	Murray State
Oct. 27	at Tennessee-Martin
Nov. 3	Austin Peay
Nov. 10	at Missouri State
Nov. 17	Jacksonville State



**Mike Riley**  
Head Coach



## Game 2

## Oregon State Beavers

Sept. 6 — Nippert Stadium — Cincinnati, Ohio

### General Information

Location: Corvallis, Ore.  
Founded: 1858  
Enrollment: 19,300  
President: Ed Ray  
Athletics Director: Bob De Carolis  
Nickname: Beavers  
Colors: Orange and Black  
Conference: Pacific-10  
Stadium: Reser Stadium (46,000)  
Playing Surface: FieldTurf

### Team Information

2006 Overall Record: 10-4  
2006 Pac-10 Record: 5-3 (3rd)  
Lettermen Returning (O/D/S): 29/32/4  
Starters Returning (O/D/S): 8/9/2  
Base Offense: Multiple  
Base Defense: Multiple  
Top Returnees (2006 Statistics):  
Yvenson Bernard, Sr., RB  
(296 Att., 1,307 Yds, 12 TD)  
Derrick Doggett, Sr., LB  
(87 Tackles, 14.5 TFL, 5.0 Sacks, 3 Int.)  
Sammie Stroughter, Sr., WR  
(74 Rec., 1,293 Yds, 5 TD)  
Jeff Van Orsow, Sr., DE  
(48 Tackles, 10 TFL, 3 Sacks, 2 FF)

### Head Coach

Mike Riley (Alabama, 1974)  
Record at Oregon State: 38-34 (Six years)  
Career Record: Same

### Assistant Coaches

Assistant Head Coach/Tight Ends: Jay Locey  
Off. Coord./Quarterbacks: Danny Langsdorf  
Defensive Coordinator/Safeties: Mark Banker  
Linebackers: Greg Newhouse  
Wide Receivers: Lee Hull  
Defensive Line: Joe Seumalo  
Secondary: Nigel Burton  
Offensive Line: Mike Cavanaugh

### Media Information

Director: Steve Fenk  
Office: (541) 737-7470  
Mobile: (541) 230-0627  
Email: steve.fenk@oregonstate.edu  
Fax: (541) 737-3072  
Press Box: (541) 737-2410  
Website: www.OSUBeavers.com

### Series Information

Series Record	First Meeting
At Cincinnati	—
At Oregon State	—
At Neutral Sites	—

### 2006 Results (10-4)

Aug. 31	Eastern Washington	W, 56-17
Sept. 7	at Boise State	L, 14-42
Sept. 23	Idaho	W, 38-0
Sept. 30	California	L, 13-41
Oct. 7	Washington State	L, 6-13
Oct. 14	at Washington	W, 27-17
Oct. 21	at Arizona	W, 17-10
Oct. 28	Southern California	W, 33-31
Nov. 4	Arizona State	W, 44-10
Nov. 11	at UCLA	L, 7-25
Nov. 18	at Stanford	W, 30-7
Nov. 24	Oregon	W, 30-28
Dec. 2	at Hawaii	W, 35-32
Dec. 29	vs. Missouri	W, 39-38

### 2007 Schedule

Aug. 30	Utah
Sept. 6	at Cincinnati
Sept. 15	Idaho State
Sept. 22	at Arizona State
Sept. 29	UCLA
Oct. 6	Arizona
Oct. 13	at California
Oct. 27	Stanford
Nov. 3	at Southern California
Nov. 10	Washington
Nov. 17	at Washington State
Dec. 1	at Oregon





**Shane Montgomery**  
Head Coach



## Game 3 Miami RedHawks

Sept. 15 — Yager Stadium — Oxford, Ohio

### General Information

Location: Oxford, Ohio  
Founded: 1809  
Enrollment: 16,200  
President: David Hodge  
Athletics Director: Brad Bates  
Nickname: RedHawks  
Colors: Red and White  
Conference: Mid-American  
Stadium: Yager Stadium (24,286)  
Playing Surface: FieldTurf

### Team Information

2006 Overall Record: 2-10  
2006 MAC Record: 2-6 (5th-East)  
Lettermen Returning (O/D/S): 19/18/4  
Starters Returning (O/D/S): 8/7/4  
Base Offense: Multiple  
Base Defense: 4-3  
Top Returnees (2006 Statistics):

Mike Kokal, Sr., QB  
(355 Att., 208 Comp., 8 Int., 2,419 Yds, 14 TD)  
Dustin Woods, So., WR  
(25 Rec., 506 Yds., 4 TD)  
Joey Hudson, Jr., LB  
(97 Tackles, 10 TFL, 5 Int.)  
Clayton Mullins, Jr., LB  
(91 Tackles, 4 TFL, 2 Int.)

### Head Coach

Shane Montgomery (N.C. State, 1990)  
Record at Miami (OH): 9-14 (Two years)  
Career Record: Same

### Assistant Coaches

Assoc. HC/Running Backs: DeAndre Smith  
Defensive Coordinator: Jay Hood  
Pass Coord./Wide Receivers: Brian VonBergen  
Run Coord./Offensive Line: Matt Hohman  
LB/Co-Special Teams: Craig Aukerman  
Tight Ends: Mike Bath  
Defensive Backs: Tim Cooper  
DE/Co-Special Teams: Jimmy Lindsey  
Defensive Line: Rusty Wright

### Media Information

Director: Mike Pearson  
Office: (513) 529-4329  
Fax: (513) 529-6729  
Press Box: (513) 529-7261  
Website: www.MURedHawks.com

### Series Information

Series Record	Miami leads 59-45-7
At Cincinnati	Miami leads 43-37-5
At Oxford	Miami leads 14-6-2
At Neutral Sites	Tied, 2-2
Most UC points	52 (UC 52-42, 1999)
Most Miami points	44 (MU 44-16, 2005)
Combined points	94 (52-42, 1999)
Biggest UC win	46 (46-0, 1904)
Biggest Miami win	40 (40-0, 1917)
Current streak	Cincinnati—1

### 2006 Results (2-10)

Aug. 31	Northwestern	L, 3-21
Sept. 9	at Purdue	L, 31-38 (OT)
Sept. 16	Kent State	L, 14-16
Sept. 23	at Syracuse	L, 14-34
Sept. 30	at Cincinnati	L, 10-24
Oct. 8	Northern Illinois	L, 25-28
Oct. 11	at Buffalo	W, 39-31
Oct. 21	at Akron	L, 13-24
Oct. 28	Ball State	L, 17-20
Nov. 4	at Western Michigan	L, 24-27
Nov. 15	at Bowling Green	W, 9-7
Nov. 24	Ohio	L, 24-34

### 2007 Schedule

Aug. 30	at Ball State
Sept. 8	at Minnesota
Sept. 15	Cincinnati
Sept. 22	at Colorado
Sept. 29	Syracuse
Oct. 6	at Kent State
Oct. 13	Bowling Green
Oct. 20	at Temple
Oct. 27	at Vanderbilt
Nov. 3	Buffalo
Nov. 14	Akron
Nov. 24	at Ohio



**Mark Snyder**  
Head Coach



## Game 4 Marshall Thundering Herd

Sept. 22 — Nippert Stadium — Cincinnati, Ohio

### General Information

Location: Huntington, W.Va.  
Founded: 1837  
Enrollment: 16,326  
President: Dr. Stephen J. Kopp  
Athletics Director: Bob Marcum  
Nickname: Thundering Herd  
Colors: Green and White  
Conference: Conference USA (East Division)  
Stadium: Joan C. Edwards Stadium (38,019)  
Playing Surface: FieldTurf

### Team Information

2006 Overall Record: 5-7  
2006 C-USA Record: 4-4 (3rd-East)  
Lettermen Returning (O/D/S): 21/17/0  
Starters Returning (O/D/S): 8/7/0  
Base Offense: Multiple  
Base Defense: 4-3  
Top Returnees (2006 Statistics):

Doug Legurski, Sr., C  
(Started 12)  
Bernard Morris, Sr., QB  
(188 Att., 116 Comp., 12 Int., 1,346 Yds, 8 TD)  
Albert McClellan, Jr., DE  
(77 Tackles, 19 TFL, 11 Sacks, 4 FF)  
Cody Slate, So., TE  
(43 Rec., 684 Yds, 6 TD)

### Head Coach

Mark Snyder (Marshall, 1988)  
Record at Marshall: 9-14 (Two years)  
Career Record: Same

### Assistant Coaches

Defensive Coord./Linebackers: Steve Dunlap  
Recruiting/Offensive Line: Mike Cummings  
Special Teams/Receivers: Todd Goebbel  
Offensive Coord./Quarterbacks: Larry Kueck  
Tight Ends: Phil Ratliff  
Safeties: Shannon Morrison  
Cornerbacks: Paul Nichols  
Running Backs: Jared Smith  
Defensive Line: Thielen Smith

### Media Information

Director: Randy Burnside  
Office: (304) 696-4660  
Mobile: (304) 208-0498  
Email: burnsid2@marshall.edu  
Fax: (304) 696-2325  
Press Box: (304) 696-6666  
Website: www.HerdZone.com

### Series Information

Series Record	Cincinnati leads 6-3-1
At Cincinnati	Cincinnati leads 4-1-1
At Marshall	Tied, 1-1
At Neutral Sites	Tied, 1-1
Most UC points	39 (UC 39-13 1935; 39-14, 1946)
Most Marshall points	28 (Marshall 28-0, 1937)
Combined points	53 (UC 39-14, 1946)
Biggest UC win	26 (39-13, 1935)
Biggest Marshall win	28 (28-0, 1937)
Current streak	Cincinnati—1

### 2006 Results (5-7)

Sept. 2	at West Virginia	L, 10-42
Sept. 9	Hofstra	W, 54-31
Sept. 16	at Kansas State	L, 7-23
Sept. 23	at Tennessee	L, 7-33
Oct. 4	Central Florida	L, 22-23
Oct. 14	at SMU	L, 21-31
Oct. 21	at UAB	W, 31-24
Oct. 28	Memphis	W, 41-27
Nov. 4	Tulane	W, 42-21
Nov. 11	at East Carolina	L, 20-33
Nov. 18	UTEP	W, 49-21
Nov. 25	at Southern Miss.	L, 7-42

### 2007 Schedule

Sept. 1	at Miami (FL)
Sept. 8	West Virginia
Sept. 15	New Hampshire
Sept. 22	at Cincinnati
Oct. 2	at Memphis
Oct. 13	at Tulsa
Oct. 21	Southern Miss.
Oct. 27	Rice
Nov. 3	at UCF
Nov. 10	TCU
Nov. 17	at Houston
Nov. 24	UAB



**Chuck Long**  
Head Coach



## Game 5 San Diego State Aztecs

Sept. 29 — Qualcomm Stadium — San Diego, Calif.

### General Information

Location: San Diego, Calif.  
Founded: 1897  
Enrollment: 35,887  
President: Dr. Stephen Weber  
Athletics Director: Jeff Schemmel  
Nickname: Aztecs  
Colors: Scarlet and Black  
Conference: Mountain West  
Stadium: Qualcomm Stadium (54,000)  
Playing Surface: Natural Grass

### Team Information

2006 Overall Record: 3-9  
2006 MWC Record: 3-5 (5th-Tied)  
Lettermen Returning (O/D/S): 20/18/3  
Starters Returning (O/D/S): 10/4/2  
Base Offense: Multiple  
Base Defense: Multiple  
Top Returnees (2006 Statistics):  
Russell Allen, Jr., LB  
(88 Tackles, 6 TFL)  
Atiyah Henderson, So., RB  
(174 Att., 764 Yds, 1 TD)  
Kevin O'Connell, Sr., QB  
(101 Att., 59 Comp., 5 Int., 635 Yds, 3 TD)  
Michael Hughes, Sr., P  
(48 Punts, 41.1 Avg., 64 Long, 8 I20)

### Head Coach

Chuck Long (Iowa, 1985)  
Record at San Diego State: 3-9 (One year)  
Career Record: Same

### Assistant Coaches

Asst. HC/Defensive Coordinator: Bob Elliott  
Offensive Coord./Quarterbacks: Del Miller  
Defensive Line: Joe Bob Clements  
Offensive Line: Johnathan Himebauch  
Running Backs: Larry Holton  
Linebackers: William Inge  
Defensive Backs: Chris Ash  
Receivers: LeCharls McDaniel  
Tight Ends/Special Teams: Toby Neinas

### Media Information

Director: Mike May  
Office: (619) 594-5547  
Mobile: (619) 957-8372  
Email: mmay@mail.sdsu.edu  
Fax: (619) 582-6541  
Press Box: (619) 582-6541  
Website: www.GoAztecs.com

### Series Information

Series Record	First Meeting
At Cincinnati	—
At San Diego State	—
At Neutral Sites	—

### 2006 Results (3-9)

Aug. 31	UTEP	L, 27-34
Sept. 16	at Wisconsin	L, 0-14
Sept. 23	Utah	L, 7-38
Sept. 30	San Jose State	L, 10-31
Oct. 7	at Brigham Young	L, 17-47
Oct. 21	Air Force	W, 19-12
Oct. 28	Cal Poly	L, 14-16
Nov. 4	at Wyoming	L, 24-27
Nov. 11	UNLV	W, 21-7
Nov. 18	at TCU	L, 0-52
Nov. 25	at New Mexico	L, 14-41
Dec. 2	Colorado State	W, 17-6

### 2007 Schedule

Sept. 8	at Washington State
Sept. 15	at Arizona State
Sept. 22	Portland State
Sept. 29	Cincinnati
Oct. 6	at Colorado State
Oct. 13	at Utah
Oct. 20	New Mexico
Oct. 27	Brigham Young
Nov. 3	Wyoming
Nov. 10	at UNLV
Nov. 17	at Air Force
Nov. 24	TCU



**Greg Schiano**  
Head Coach



## Game 6 Rutgers Scarlet Knights

Oct. 6 — Rutgers Stadium — Piscataway, N.J.

### General Information

Location: New Brunswick, N.J.  
Founded: 1766  
Enrollment: 35,000  
President: Dr. Richard L. McCormick  
Athletics Director: Robert E. Mulcahy, III  
Nickname: Scarlet Knights  
Colors: Scarlet  
Conference: BIG EAST  
Stadium: Rutgers Stadium (42,000)  
Playing Surface: FieldTurf

### Team Information

2006 Overall Record: 11-2  
2006 BIG EAST Record: 5-2 (2nd-Tied)  
Lettermen Returning (O/D/S): 16/19/1  
Starters Returning (O/D/S): 7/6/1  
Base Offense: Pro Style  
Base Defense: 4-3  
Top Returnees (2006 Statistics):  
Eric Foster, Sr., DT  
(51 Tackles, 6 Sacks, 14 TFL)  
Courtney Greene, Jr., SS  
(82 Tackles, 2.5 TFL, 4 Int.)  
Ray Rice, Jr., RB  
(335 Att., 1,794 Yds, 20 TD)  
Mike Teel, Jr., QB  
(296 Att., 164 Comp., 13 Int., 2,135 Yds, 12 TD)

### Head Coach

Greg Schiano (Bucknell, 1988)  
Record at Rutgers: 30-41 (6 years)  
Career Record: Same

### Assistant Coaches

Asst. HC/Defensive Backs: Chris Demarest  
Run Coordinator/Offensive Line: Kyle Flood  
Outside Linebackers: Bob Frasier  
Defensive Line: Cary Godette  
Wide Receivers: Robert Jackson  
Off. Coord./Quarterbacks: John McNulty  
Asst. HC/Linebackers/Special Teams: Darren Rizzi  
Tight Ends: Joe Susan  
Running Backs: Craig Ver Steeg

### Media Information

Football Contact: Jason Baum  
Office: (732) 445-7885  
Mobile: (201) 966-6338  
Email: jbaum@scarletknights.com  
Fax: (732) 445-3063  
Press Box: (732) 445-7028  
Website: www.ScarletKnights.com

### Series Information

Series Record	Rutgers leads 7-4-1
At Cincinnati	Cincinnati leads 4-1-1
At Piscataway	Rutgers leads 6-0
At Neutral Sites	—
Most UC points	33 (UC 33-10, 2006)
Most Rutgers points	48 (Rutgers 48-28, 1986)
Combined points	76 (Rutgers 48-28, 1986)
Biggest UC win	23 (33-10, 2006)
Biggest Rutgers win	35 (44-9, 2005)
Current streak	Cincinnati—1

### 2006 Results (11-2)

Sept. 2	at North Carolina	W, 21-16
Sept. 9	Illinois	W, 33-0
Sept. 16	Ohio	W, 24-7
Sept. 23	Howard	W, 56-7
Sept. 29	at USF	W, 22-20
Oct. 14	at Navy	W, 34-0
Oct. 21	at Pittsburgh	W, 20-10
Oct. 29	Connecticut	W, 24-13
Nov. 9	Louisville	W, 28-25
Nov. 18	at Cincinnati	L, 11-30
Nov. 25	Syracuse	W, 38-7
Dec. 2	at West Virginia	L, 39-41 (3OT)
Dec. 28	Kansas State	W, 37-10

### 2007 Schedule

Aug. 30	Buffalo
Sept. 7	Navy
Sept. 15	Norfolk State
Sept. 29	Maryland
Oct. 6	Cincinnati
Oct. 13	at Syracuse
Oct. 18	USF
Oct. 27	West Virginia
Nov. 3	at Connecticut
Nov. 9	at Army
Nov. 17	Pittsburgh
Nov. 29	at Louisville





**Steve Kragthorpe**  
Head Coach



## Game 7

## Louisville Cardinals

Oct. 13 — Nippert Stadium — Cincinnati, Ohio

### General Information

Location: Louisville, Ky.  
Founded: 1798  
Enrollment: 24,000  
President: Dr. James Ramsey  
Athletics Director: Tom Jurich  
Nickname: Cardinals  
Colors: Red and Black  
Conference: BIG EAST  
Stadium: Papa John's Cardinal Stadium (42,000)  
Playing Surface: FieldTurf

### Team Information

2006 Overall Record: 12-1  
2006 BIG EAST Record: 6-1 (1st)  
Lettermen Returning (O/D/S): 26/27/4  
Starters Returning (O/D/S): 11/10/4  
Base Offense: Multiple  
Base Defense: 4-3  
Top Returnees (2006 Statistics):

Brian Brohm, Sr., QB  
(313 Att., 199 Comp., 5 Int., 3,049 Yds, 16 TD)  
Harry Douglas, Sr., WR  
(70 Rec., 1,265 Yds, 6 TD)  
Malik Jackson, Sr., LB  
(57 Tackles, 9 Sacks, 16 TFL, 2 FF, 3 FR)  
Mario Urrutia, Jr., WR  
(58 Rec., 973 Yds, 6 TD)

### Head Coach

Steve Kragthorpe (West Texas State, 1988)  
Record at Louisville: First season  
Career Record: 29-22 (Four years)

### Assistant Coaches

Off. Coord./Wide Receivers: Charlie Stubbs  
Defensive Coordinator: Mike Cassity  
Pass Game/Quarterbacks: Jeff Brohm  
Running Backs: Tony Alford  
Linebackers: Reggie Johnson  
Tight Ends: Greg Nord  
Offensive Line: Brent Myers  
Defensive Backs: Mike Mallory  
Defensive Line/Special Teams: Mark Nelson

### Media Information

Football Contact: Rocco Gasparro  
Office: (502) 852-0102  
Mobile: (502) 262-2258  
Email: rocco.gasparro@louisville.edu  
Press Box: (502) 852-6703  
Fax: (502) 852-7401  
Website: www.UofLSports.com

### Series Information

Series Record	Cincinnati leads 26-19-1
At Cincinnati	Cincinnati leads 15-10
At Louisville	Cincinnati leads 11-9-1
At Neutral Sites	—
Most UC points	51 (UC 51-0, 1942)
Most UofL points	70 (UofL 70-7, 2004)
Combined points	83 (UofL 43-40, 2003)
Biggest UC win	51 (51-0, 1942)
Biggest UofL win	63 (70-7, 2004)
Current streak	Louisville—4

### 2006 Results (12-1)

Sept. 3	Kentucky	W, 59-28
Sept. 9	at Temple	W, 62-0
Sept. 16	Miami (FL)	W, 31-7
Sept. 23	at Kansas State	W, 24-6
Oct. 6	at Middle Tennessee	W, 44-17
Oct. 14	Cincinnati	W, 23-17
Oct. 21	at Syracuse	W, 28-13
Nov. 2	West Virginia	W, 44-34
Nov. 9	at Rutgers	L, 25-28
Nov. 18	USF	W, 31-8
Nov. 25	at Pittsburgh	W, 48-24
Dec. 2	Connecticut	W, 48-17
Jan. 2	Wake Forest	W, 24-13

### 2007 Schedule

Aug. 30	Murray State
Sept. 6	Middle Tennessee State
Sept. 15	at Kentucky
Sept. 22	Syracuse
Sept. 29	at N.C. State
Oct. 5	Utah
Oct. 13	at Cincinnati
Oct. 19	at Connecticut
Oct. 27	Pittsburgh
Nov. 8	at West Virginia
Nov. 17	at USF
Nov. 29	Rutgers



**Dave Wannstedt**  
Head Coach



## Game 8

## Pittsburgh Panthers

Oct. 20 — Heinz Field — Pittsburgh, Pa.

### General Information

Location: Pittsburgh, Pa.  
Founded: 1878  
Enrollment: 33,574  
President: Mark A. Nordenberg  
Athletics Director: Jeff Long  
Nickname: Panthers  
Colors: Blue and Gold  
Conference: BIG EAST  
Stadium: Heinz Field (65,050)  
Playing Surface: Grass

### Team Information

2006 Overall Record: 6-6  
2006 BIG EAST Record: 2-5 (6th)  
Lettermen Returning (O/D/S): 26/20/2  
Starters Returning (O/D/S): 8/6/1  
Base Offense: Pro Style  
Base Defense: 4-3  
Top Returnees (2006 Statistics):

Joe Clermond, Sr., DL  
(48 Tackles, 5.5 Sacks, 16.5 TFL, 2 FF, 2 FR)  
Derek Kinder, Sr., WR  
(57 Rec., 847 Yds, 6 TD)  
LaRod Stephens-Howling, Jr. RB  
(178 Att., 893 Yds, 9 TD)  
Oderick Turner, So., WR  
(44 Rec., 660 Yds, 8 TD)

### Head Coach

Dave Wannstedt (Pittsburgh, 1974)  
Record at Pittsburgh: 11-12 (Two years)  
Career Record: Same

### Assistant Coaches

Off. Coord./Quarterbacks: Matt Cavanaugh  
Def. Coord./Linebackers: Paul Rhoads  
Special Teams/Linebackers: Charlie Partridge  
Tight Ends: Brian Angelichio  
Defensive Backs: Chris Ball  
Offensive Line: Paul Dunn  
Defensive Line: Greg Gattuso  
Wide Receivers: Aubrey Hill  
Running Backs: David Walker

### Media Information

Director: E.J. Borghetti  
Office: (412) 648-8240  
Mobile: (412) 491-5110  
Email: eborghetti@athletics.pitt.edu  
Press Box: (412) 697-7198  
Fax: (412) 648-8248  
Website: www.PittsburghPanthers.com

### Series Information

Series Record	Pittsburgh leads 6-0
At Cincinnati	Pittsburgh leads 2-0
At Pittsburgh	Pittsburgh leads 4-0
At Neutral Sites	—
Most UC points	20 (Pitt 38-20, 2005)
Most Pittsburgh points	38 (Pitt 38-20, 2005)
Combined points	58 (Pitt 38-20, 2005)
Biggest UC win	—
Biggest Pittsburgh win	37 (37-0, 1922)
Current streak	Pittsburgh—6

### 2006 Results (6-6)

Sept. 2	Virginia	W 38-13
Sept. 8	at Cincinnati	W 33-15
Sept. 16	Michigan State	L, 23-38
Sept. 23	The Citadel	W, 51-6
Sept. 30	Toledo	W, 45-3
Oct. 7	at Syracuse	W, 21-11
Oct. 13	at UCF	W, 52-7
Oct. 21	Rutgers	L, 10-20
Nov. 4	at USF	L, 12-22
Nov. 11	at Connecticut	L, 45-46 (2OT)
Nov. 16	West Virginia	L, 27-45
Nov. 25	Louisville	L, 24-48

### 2007 Schedule

Sept. 1	Eastern Michigan
Sept. 8	Grambling State
Sept. 15	at Michigan State
Sept. 22	Connecticut
Sept. 29	at Virginia
Oct. 13	Navy
Oct. 20	Cincinnati
Oct. 27	at Louisville
Nov. 3	Syracuse
Nov. 17	at Rutgers
Nov. 24	USF
Dec. 1	at West Virginia



**Jim Leavitt**  
Head Coach



## Game 9

## South Florida Bulls

Nov. 3 — Raymond James Stadium — Tampa, Fla.

### General Information

Location: Tampa, Fla.  
Founded: 1956  
Enrollment: 43,885  
President: Dr. Judy Genshaft  
Athletics Director: Doug Woolard  
Nickname: Bulls  
Colors: Green and Gold  
Conference: BIG EAST  
Stadium: Raymond James Stadium (65,000)  
Playing Surface: Natural Grass

### Team Information

2006 Overall Record: 9-4  
2006 BIG EAST Record: 4-3 (T4th)  
Lettermen Returning (O/D/S): 23/24/6  
Starters Returning (O/D/S): 8/8/4  
Base Offense: No Huddle, Spread  
Base Defense: 4-3  
Top Returnees (2006 Statistics):

Matt Grothe, So., QB  
(317 Att., 202 Comp., 14 Int., 2,576 Yds, 15 TD)  
Ben Moffitt, Sr., LB  
(112 Tackles, 11 TFL, 4 Sacks, 2 FR)  
Ben Williams, Jr., RB  
(122 Att., 436 Yds, 4 TD)  
Trae Williams, Sr., CB  
(49 Tackles, 7 Int., 9 PBU)

### Head Coach

Jim Leavitt (Missouri, 1978)  
Record at USF: 70-43 (10 years)  
Career Record: Same

### Assistant Coaches

Def. Coord./Linebackers: Wally Burnham  
Passing Game/Wide Receivers: Mike Canales  
Safeties: Troy Douglas  
Running Backs: Carl Franks  
Off. Coord./Quarterbacks: Greg Gregory  
Asst. HC/Defensive Line: Dan McCarney  
Cornerbacks: Rich Rachel  
Offensive Line: Mike Simmonds  
Tight Ends: Larry Scott

### Media Information

Director: John Gerdes  
Office: (813) 974-4086  
Mobile: (813) 909-3152  
Email: gerdes@admin.usf.edu  
Press Box: (813) 350-6225  
Fax: (813) 974-5328  
Website: www.GoUSFBulls.com

### Series Information

Series Record	Tied 2-2
At Cincinnati	Cincinnati leads 2-0
At USF	USF leads 2-0
At Neutral Sites	—
Most UC points	45 (UC 45-23, 2004)
Most USF points	31 (USF 31-16, 2005)
Combined points	68 (UC 45-23, 2004)
Biggest UC win	22 (45-23, 2004)
Biggest USF win	15 (31-16, 2005)
Current streak	Cincinnati—1

### 2006 Results (9-4)

Sept. 2	McNeese State	W, 41-10
Sept. 9	Florida International	W, 21-20
Sept. 16	at UCF	W, 24-17
Sept. 23	at Kansas	L, 7-13
Sept. 29	Rutgers	L, 20-22
Oct. 7	Connecticut	W, 38-16
Oct. 14	at North Carolina	W, 37-20
Oct. 22	at Cincinnati	L, 6-23
Nov. 4	Pittsburgh	W, 22-12
Nov. 11	Syracuse	W, 27-10
Nov. 18	at Louisville	L, 8-31
Nov. 25	at West Virginia	W, 24-19
Dec. 23	East Carolina	W, 24-7

### 2007 Schedule

Sept. 1	Elon
Sept. 8	at Auburn
Sept. 22	North Carolina
Sept. 28	West Virginia
Oct. 6	at Florida Atlantic
Oct. 13	UCF
Oct. 18	at Rutgers
Oct. 27	at Connecticut
Nov. 3	Cincinnati
Nov. 10	at Syracuse
Nov. 17	Louisville
Nov. 24	at Pittsburgh



**Randy Edsall**  
Head Coach



## Game 10

## Connecticut Huskies

Nov. 10 — Nippert Stadium — Cincinnati, Ohio

### General Information

Location: Storrs, Conn.  
Founded: 1881  
Enrollment: 28,841  
President: Dr. Philip E. Austin  
Athletics Director: Jeffrey A. Hathaway  
Nickname: Huskies  
Colors: Blue and White  
Conference: BIG EAST  
Stadium: Rentschler Stadium (40,000)  
Playing Surface: Natural Grass

### Team Information

2006 Overall Record: 4-8  
2006 BIG EAST Record: 1-6 (7th)  
Lettermen Returning (O/D/S): 18/14/2  
Starters Returning (O/D/S): 8/6/0  
Base Offense: Multiple  
Base Defense: 4-3  
Top Returnees (2006 Statistics):

Donald Brown, So., RB  
(161 Att., 896 Yds, 7 TD)  
Darius Butler, Jr., CB  
(50 Tackles, 4 Int., 7 PBU)  
D.J. Hernandez, Jr., QB  
(147 Att., 86 Comp., 9 Int., 849 Yds, 9 TD)  
Danny Lamsanah, Sr., LB  
(99 Tackles, 2 Sacks, 9.5 TFL, 4 Int.)

### Head Coach

Randy Edsall (Syracuse, 1980)  
Record at Connecticut: 41-51 (Eight years)  
Career Record: Same

### Assistant Coaches

Asst. HC/Defensive Line: Hank Hughes  
Off. Coord./Quarterbacks: Rob Ambrose  
Def. Coord./Inside Linebackers: Todd Orlando  
Wide Receivers: Matt Cersosimo  
Offensive Line: Mike Foley  
Outside Linebackers/Special Teams: Lyndon Johnson  
Defensive Backs: Scott Lakatos  
Tight Ends: Dave McMichael  
Running Backs: Terry Richardson

### Media Information

Football Contact: Leigh Torbin  
Office: (860) 486-3531  
Mobile: (860) 617-5928  
Email: leigh.torbin@uconn.edu  
Fax: (860) 486-5085  
Press Box: (860) 610-4778  
Website: www.UConnHuskies.com

### Series Information

Series Record	Cincinnati leads 3-0
At Cincinnati	Cincinnati leads 2-0
At Connecticut	Cincinnati leads 1-0
At Neutral Sites	—
Most UC points	45 (UC 45-28, 2001)
Most UConn points	28 (UC 45-28, 2001)
Combined points	73 (UC 45-28, 2001)
Biggest UC win	17 (45-28, 2001)
Biggest UConn win	—
Current streak	Cincinnati—3

### 2006 Results (4-8)

Aug. 31	Rhode Island	W, 52-7
Sept. 16	Wake Forest	L, 13-24
Sept. 23	at Indiana	W, 14-7
Sept. 30	Navy	L, 17-41
Oct. 7	at USF	L, 16-38
Oct. 14	Army	W, 21-7
Oct. 20	West Virginia	L, 11-37
Oct. 29	at Rutgers	L, 13-24
Nov. 11	Pittsburgh	W, 46-45 (2OT)
Nov. 18	at Syracuse	L, 14-20
Nov. 25	Cincinnati	L, 23-26
Dec. 2	Louisville	L, 17-48

### 2007 Schedule

Sept. 1	at Duke
Sept. 8	Maine
Sept. 15	Temple
Sept. 22	at Pittsburgh
Sept. 29	Akron
Oct. 13	at Virginia
Oct. 19	Louisville
Oct. 27	USF
Nov. 3	Rutgers
Nov. 10	at Cincinnati
Nov. 17	Syracuse
Nov. 24	at West Virginia





**Rich Rodriguez**  
Head Coach



## Game 11

## West Virginia Mountaineers

Nov. 17 — Nippert Stadium — Cincinnati, Ohio

### General Information

Location: Morgantown, WV.  
Founded: 1867  
Enrollment: 26,051  
President: Dr. David C. Hardetsy, Jr.  
Athletics Director: Ed Pastilong  
Nickname: Mountaineers  
Colors: Old Gold and Blue  
Conference: BIG EAST  
Stadium: Milan Puskar Stadium (60,000)  
Playing Surface: AstroPlay

### Team Information

2006 Overall Record: 11-2  
2006 BIG EAST Record: 5-2 (2nd-Tie)  
Lettermen Returning (O/D/S): 20/21/2  
Starters Returning (O/D/S): 14/14/0  
Base Offense: Spread  
Base Defense: 3-3 Stack  
Top Returnees (2006 Statistics):

Quinton Andrews, So., S  
(80 Tackles, 5 Int.)  
Steve Slaton, Jr., RB  
(248 Att., 1,744 Yds, 16 TD)  
Patrick White, Jr., QB  
(1,219 Rush Yds, 18 TD; 1,655 Pass Yds, 13 TD)  
Eric Wicks, Sr., S  
(73 Tackles, 11 TFL, 7 Sacks, 3 Int.)

### Head Coach

Rich Rodriguez (West Virginia, 1986)  
Record at West Virginia: 50-24 (Six years)  
Career Record: 95-60-2 (14 years)

### Assistant Coaches

Assoc. HC/Special Teams/Tight Ends: Bill Stewart  
Asst. HC/Offensive Coordinator: Calvin Magee  
Def. Coord./Linebackers: Jeff Casteel  
Wide Receivers: Tony Dews  
Offensive Line: Greg Frey  
Defensive Backs: Tony Gibson  
Defensive Line: Bill Kirelawich  
Quarterbacks: Rod Smith  
Safeties: Bruce Tall

### Media Information

Director: Shelly Poe  
Office: (304) 293-2821  
Mobile: (304) 276-6293  
Email: shelly.poe@mail.wvu.edu  
Fax: (304) 293-4105  
Press Box: (304) 293-3799  
Website: www.MSNSportsNet.com

### Series Information

Series Record	West Virginia leads 13-1-1
At Cincinnati	West Virginia leads 6-0
At West Virginia	West Virginia leads 7-1-1
At Neutral Sites	—
Most UC points	32 (WVU 35-32, 2002)
Most WVU points	69 (WVU 69-3, 1989)
Combined points	72 (WVU 69-3, 1989)
Biggest UC win	2 (15-13, 2003)
Biggest WVU win	66 (69-3, 1989)
Current streak	West Virginia—2

### 2006 Results (11-2)

Sept. 2	Marshall	W, 42-10
Sept. 9	Eastern Washington	W, 52-3
Sept. 14	Maryland	W, 45-24
Sept. 23	at East Carolina	W, 27-10
Oct. 7	at Mississippi State	W, 42-14
Oct. 14	Syracuse	W, 41-17
Oct. 20	at Connecticut	W, 37-11
Nov. 2	at Louisville	L, 34-44
Nov. 11	Cincinnati	W, 42-24
Nov. 16	at Pittsburgh	W, 45-27
Nov. 25	USF	L, 19-24
Dec. 2	Rutgers	W, 41-39 (3OT)
Jan. 1	Georgia Tech	W, 38-35

### 2007 Schedule

Sept. 1	Western Michigan
Sept. 8	at Marshall
Sept. 13	at Maryland
Sept. 22	East Carolina
Sept. 28	at USF
Oct. 6	at Syracuse
Oct. 20	Mississippi State
Oct. 27	at Rutgers
Nov. 8	Louisville
Nov. 17	at Cincinnati
Nov. 24	Connecticut
Dec. 1	Pittsburgh



**Greg Robinson**  
Head Coach



## Game 12

## Syracuse Orange

Nov. 24 — Carrier Dome — Syracuse, N.Y.

### General Information

Location: Syracuse, N.Y.  
Founded: 1870  
Enrollment: 11,000  
President: Nancy Cantor  
Athletics Director: Dr. Daryl Gross  
Nickname: Orange  
Colors: Orange  
Conference: BIG EAST  
Stadium: Carrier Dome (49,262)  
Playing Surface: Field Turf

### Team Information

2006 Overall Record: 4-8  
2006 BIG EAST Record: 1-6 (8th)  
Lettermen Returning (O/D/S): 20/20/2  
Starters Returning (O/D/S): 6/4/2  
Base Offense: West Coast  
Base Defense: 4-3  
Top Returnees (2006 Statistics):

Delone Carter, So., RB  
(156 Att., 713 Yds, 4 TD)  
Tom Ferron, Jr., TE  
(30 Rec., 351 Yds, 2 TD)  
Patrick Shadle, Jr., K  
(16-18 FG, 21-21 PAT, 69 Points)  
Joe Fields, Sr., S  
(76 Tackles, 2 TFL, 4 Int.)

### Head Coach

Greg Robinson (Pacific, 1975)  
Record at Syracuse: 5-18 (Two years)  
Career Record: Same

### Assistant Coaches

Quarterbacks: Phil Earley  
Defensive Line: Derrick Jackson  
Def. Coord./Linebackers: Steve Russ  
Cornerbacks: Jim Salgado  
Safeties: Scott Spencer  
Offensive Line: Chris Weisahan  
Offensive Coordinator/Tight Ends: Brian White  
Wide Receivers: Chris White  
Running Backs: Randy Trivers

### Media Information

Director: Sue Cornelius Edson  
Office: (315) 443-2608  
Mobile: (315) 952-4787  
Email: sedson@syr.edu  
Fax: (315) 443-2076  
Press Box: (315) 443-4241  
Athletic Website: www.SUathletics.com

### Series Information

Series Record	Syracuse leads 4-3
At Cincinnati	Cincinnati leads 2-1
At Syracuse	Syracuse 3-1
At Neutral Sites	—
Most UC points	22 (UC 22-16 2005)
Most Syracuse points	63 (Syracuse 63-21, 1998)
Combined points	84 (Syracuse 63-21, 1998)
Biggest UC win	14 (17-3, 2006)
Biggest Syracuse win	42 (63-21, 1998)
Current streak	Cincinnati—2

### 2006 Results (4-8)

Sept. 2	at Wake Forest	L, 10-20
Sept. 9	Iowa	L, 13-20 (2 OT)
Sept. 16	at Illinois	W, 31-21
Sept. 23	Miami (OH)	W, 34-14
Sept. 30	Wyoming	W, 40-34 (2 OT)
Oct. 7	Pittsburgh	L, 11-21
Oct. 14	at West Virginia	L, 17-41
Oct. 21	Louisville	L, 13-28
Oct. 28	at Cincinnati	L, 3-17
Nov. 11	at USF	L, 10-27
Nov. 18	Connecticut	W, 20-14
Nov. 25	at Rutgers	L, 7-38

### 2007 Schedule

Aug. 31	Washington
Sept. 8	at Iowa
Sept. 15	Illinois
Sept. 22	at Louisville
Sept. 29	at Miami (OH)
Oct. 6	West Virginia
Oct. 13	Rutgers
Oct. 20	Buffalo
Nov. 3	at Pittsburgh
Nov. 10	USF
Nov. 17	at Connecticut
Nov. 24	Cincinnati



# ALL-TIME SCORES VS. 2007 OPPONENTS

## Southeast Missouri State

### Series Information

Series Record First Meeting

## Oregon State

### Series Information

Series Record First Meeting

## Miami (OH)

### Series Information

Series Record Miami leads 59-45-7  
At Cincinnati Miami leads 43-37-5  
At Oxford Miami leads 14-6-2  
At Neutral Sites Tied, 2-2  
Most UC points 52 (UC 52-42, 1999)  
Most Miami points 44 (MU 44-16, 2005)  
Combined points 94 (52-42, 1999)  
Biggest UC win 46 (46-0, 1904)  
Biggest Miami win 40 (40-0, 1917)  
Current streak Cincinnati—1

### Game-by-Game Breakdown

Year	Site	Score	Winner
1888	Oxford	0-0	Tie
1889	Cincinnati	34-0	MU
1893	Oxford	24-6	MU
	Cincinnati	6-0	MU
1894	Cincinnati	6-0	UC
1895	Cincinnati	12-0	MU
1896	Cincinnati	6-4	MU
1897	Oxford	6-0	UC
	Neutral	10-6	UC
1898	Oxford	22-0	UC
1899	Neutral	22-0	UC
1900	Cincinnati	16-12	UC
1903	Cincinnati	15-0	MU
1904	Cincinnati	46-0	UC
1906	Cincinnati	0-0	Tie
1909	Cincinnati	10-6	UC
1910	Cincinnati	3-0	UC
1911	Cincinnati	11-0	UC
1912	Cincinnati	21-21	Tie
1913	Cincinnati	13-7	MU
1914	Cincinnati	20-13	MU
1915	Cincinnati	24-12	MU
1916	Cincinnati	33-0	MU
1917	Cincinnati	40-0	MU
1918	Cincinnati	0-0	Tie
1919	Cincinnati	14-0	MU
1920	Cincinnati	7-0	UC
1921	Cincinnati	15-7	MU
1922	Cincinnati	9-6	MU
1923	Cincinnati	23-0	UC
1924	Cincinnati	8-7	UC
1925	Cincinnati	33-0	MU
1926	Cincinnati	6-6	Tie

1927	Cincinnati	17-14	MU
1928	Cincinnati	34-0	MU
1929	Cincinnati	14-6	MU
1930	Cincinnati	6-0	UC
1931	Cincinnati	20-0	UC
1932	Cincinnati	21-13	MU
1933	Cincinnati	6-2	MU
1934	Cincinnati	21-0	UC
1935	Cincinnati	8-7	UC
1936	Cincinnati	0-0	Tie
1937	Cincinnati	14-6	MU
1938	Cincinnati	16-7	MU
1939	Cincinnati	13-0	UC
1940	Cincinnati	44-0	UC
1941	Cincinnati	26-0	UC
1942	Cincinnati	21-12	UC
1945	Cincinnati	28-14	MU
1946	Cincinnati	13-7	UC
1947	Cincinnati	38-7	MU
1948	Cincinnati	43-19	MU
1949	Cincinnati	27-6	UC
1950	Cincinnati	28-0	MU
1951	Cincinnati	19-14	UC
1952	Cincinnati	34-9	UC
1953	Cincinnati	14-0	UC
1954	Cincinnati	21-9	MU
1955	Cincinnati	14-0	MU
1956	Cincinnati	27-13	MU
1957	Cincinnati	20-14	MU
1958	Cincinnati	18-7	UC
1959	Cincinnati	14-7	UC
1960	Cincinnati	10-6	MU
1961	Cincinnati	7-3	MU
1962	Cincinnati	38-16	MU
1963	Cincinnati	21-19	MU
1964	Cincinnati	28-14	UC
1965	Cincinnati	37-7	MU
1966	Cincinnati	28-8	MU
1967	Cincinnati	27-14	MU
1968	Cincinnati	23-21	UC
1969	Cincinnati	36-20	MU
1970	Cincinnati	33-0	UC
1971	Oxford	43-7	MU
1972	Cincinnati	23-0	MU
1973	Oxford	6-0	MU
1974	Cincinnati	27-7	MU
1975	Oxford	21-13	MU
1976	Cincinnati	17-0	UC
1977	Cincinnati	12-7	MU
1978	Oxford	28-24	MU
1979	Oxford	27-14	MU
1980	Cincinnati	23-13	UC
1981	Oxford	7-3	MU
1982	Cincinnati	20-10	UC
1983	Oxford	14-10	MU
1984	Cincinnati	31-26	MU
1985	Oxford	16-10	MU
1986	Cincinnati	45-38	UC
1987	Cincinnati	31-26	UC
1988	Oxford	34-18	UC
1989	Oxford	30-14	UC
1990	Cincinnati	16-12	MU
1991	Cincinnati	22-9	MU
1992	Oxford	17-14	MU
1993	Cincinnati	30-23	UC
1994	Oxford	17-17	Tie
1995	Oxford	23-16	MU
1996	Cincinnati	30-23 (3 OT)	UC
1997	Oxford	34-31 (2 OT)	MU
1998	Cincinnati	41-0	MU
1999	Oxford	52-42	UC
2000	Cincinnati	45-15	UC
2001	Oxford	21-14	MU
2002	Cincinnati	31-26	MU
2003	Oxford	42-37	MU
2004	Cincinnati	45-26	UC
2005	Oxford	44-16	MU
2006	Cincinnati	24-10	UC



In 2006, the Bearcats recaptured the Victory Bell with a 24-10 victory over Miami (OH).



## Marshall

### Series Information

Series Record	Cincinnati leads 6-3-1
At Cincinnati	Cincinnati leads 4-1-1
At Marshall	Tied, 1-1
At Neutral Sites	Tied, 1-1
Most UC points	39 (UC 39-13 1935; 39-14, 1946)
Most Marshall points	28 (Marshall 28-0, 1937)
Combined points	53 (UC 39-14, 1946)
Biggest UC win	26 (39-13, 1935)
Biggest Marshall win	28 (28-0, 1937)
Current streak	Cincinnati—1

### Game-by-Game Breakdown

Year	Site	Score	Winner
1906	Cincinnati	0-0	Tie
1933	Cincinnati	19-0	UC
1934	Cincinnati	7-0	UC
1935	Huntington	39-13	UC
1936	Cincinnati	13-7	UC
1937	Huntington	28-0	MU
1938	Cincinnati	27-9	MU
1946	Cincinnati	39-14	UC
2000	Pontiac, Mich.	25-14	MU
2004	Fort Worth, Texas	32-14	UC



*Mike Mickens tallied a pair of interceptions, four pass deflections, and four tackles in last season's 30-11 victory over Rutgers.*

## San Diego State

### Series Information

Series Record	First Meeting
---------------	---------------

## Rutgers

### Series Information

Series Record	Rutgers leads 7-4-1
At Cincinnati	Cincinnati leads 4-1-1
At Piscataway	Rutgers leads 6-0
At Neutral Sites	—
Most UC points	33 (UC 33-10, 2006)
Most Rutgers points	48 (Rutgers 48-28, 1986)
Combined points	76 (Rutgers 48-28, 1986)
Biggest UC win	23 (33-10, 2006)
Biggest Rutgers win	35 (44-9, 2005)
Current streak	Cincinnati—1

### Game-by-Game Breakdown

Year	Site	Score	Winner
1980	Piscataway	24-7	RU
1981	Cincinnati	10-0	UC
1983	Cincinnati	18-7	UC
1984	Piscataway	43-15	RU
1986	Piscataway	48-28	RU
1987	Cincinnati	10-7	RU
1988	Piscataway	38-9	RU
1989	Cincinnati	17-17	Tie
1992	Cincinnati	26-24	UC
1994	Piscataway	14-9	RU
2005	Piscataway	44-9	RU
2006	Cincinnati	30-11	UC



*Dustin Grutza compiled 74 yards rushing and 129 yards through the air in last season's setback at Louisville.*

## Louisville

### Series Information

Series Record	Cincinnati leads 26-19-1
At Cincinnati	Cincinnati leads 15-10
At Louisville	Cincinnati leads 11-9-1
At Neutral Sites	—
Most UC points	51 (UC 51-0, 1942)
Most UofL points	70 (UofL 70-7, 2004)
Combined points	83 (UofL 43-40, 2003)
Biggest UC win	51 (51-0, 1942)
Biggest UofL win	63 (70-7, 2004)
Current streak	Louisville—4

### Game-by-Game Breakdown

Year	Site	Score	Winner
1929	Louisville	7-0	UC
1938	Cincinnati	19-9	UC
1940	Cincinnati	7-0	UC
1941	Cincinnati	28-7	UC
1942	Cincinnati	51-0	UC
1950	Cincinnati	28-20	UC
1951	Cincinnati	38-0	UC
1953	Louisville	41-0	UC
1966	Cincinnati	17-3	UC
1967	Louisville	13-7	UC
1968	Cincinnati	37-7	UC
1969	Louisville	31-21	UC
1970	Cincinnati	28-14	UofL
1971	Louisville	19-16	UC
1972	Cincinnati	38-13	UofL
1973	Louisville	10-8	UofL
1974	Cincinnati	7-6	UC
1975	Louisville	46-27	UC
1976	Cincinnati	20-6	UofL
1977	Louisville	17-17	Tie
1978	Cincinnati	28-14	UofL
1979	Louisville	22-19	UofL
1980	Louisville	20-0	UofL
1981	Cincinnati	24-0	UC
1982	Cincinnati	38-16	UC
1983	Louisville	31-23	UofL
1984	Cincinnati	40-21	UC
1985	Louisville	31-9	UC
1986	Cincinnati	24-17	UC
1987	Louisville	25-0	UC
1988	Cincinnati	21-6	UofL
1989	Louisville	37-17	UofL
1990	Cincinnati	41-16	UofL
1991	Louisville	30-7	UC
1992	Cincinnati	27-17	UofL
1996	Louisville	10-7	UC
1997	Cincinnati	28-9	UC
1998	Louisville	62-19	UofL
1999	Cincinnati	23-13	UofL
2000	Louisville	38-24	UofL
2001	Cincinnati	28-13	UofL
2002	Louisville	24-14	UC
2003	Cincinnati	43-40	UofL
2004	Louisville	70-7	UofL
2005	Cincinnati	46-22	UofL
2006	Louisville	23-17	UofL

# ALL-TIME SCORES VS. 2007 OPPONENTS

## Pittsburgh

### Series Information

Series Record	Pittsburgh leads 6-0
At Cincinnati	Pittsburgh leads 2-0
At Pittsburgh	Pittsburgh leads 4-0
At Neutral Sites	—
Most UC points	20 (Pitt 38-20, 2005)
Most Pittsburgh points	38 (Pitt 38-20, 2005)
Combined points	58 (Pitt 38-20, 2005)
Biggest UC win	—
Biggest Pittsburgh win	37 (37-0, 1922)
Current streak	Pittsburgh—6

### Game-by-Game Breakdown

Year	Site	Score	Winner
1921	Pittsburgh	21-14	Pitt
1922	Cincinnati	37-0	Pitt
1979	Pittsburgh	35-0	Pitt
1981	Pittsburgh	38-7	Pitt
2005	Pittsburgh	38-20	Pitt
2006	Cincinnati	33-15	Pitt

## USF

### Series Information

Series Record	Tied 2-2
At Cincinnati	Cincinnati leads 2-0
At USF	USF leads 2-0
At Neutral Sites	—
Most UC points	45 (UC 45-23, 2004)
Most USF points	31 (USF 31-16, 2005)
Combined points	68 (UC 45-23, 2004)
Biggest UC win	22 (45-23, 2004)
Biggest USF win	15 (31-16, 2005)
Current streak	Cincinnati—1

### Game-by-Game Breakdown

Year	Site	Score	Winner
2003	Tampa	24-17 (2 OT)	USF
2004	Cincinnati	45-23	UC
2005	Tampa	31-16	USF
2006	Cincinnati	23-6	UC

## Connecticut

### Series Information

Series Record	Cincinnati leads 3-0
At Cincinnati	Cincinnati leads 2-0
At Connecticut	Cincinnati leads 1-0
At Neutral Sites	—
Most UC points	45 (UC 45-28, 2001)
Most UConn points	28 (UC 45-28, 2001)
Combined points	73 (UC 45-28, 2001)
Biggest UC win	17 (45-28, 2001)
Biggest UConn win	—
Current streak	Cincinnati—3

### Game-by-Game Breakdown

Year	Site	Score	Winner
2001	Cincinnati	45-28	UC
2005	Cincinnati	28-17	UC
2006	E. Hartford	26-23	UC

## West Virginia

### Series Information

Series Record	West Virginia leads 13-1-1
At Cincinnati	West Virginia leads 6-0
At West Virginia	West Virginia leads 7-1-1
At Neutral Sites	—
Most UC points	32 (WVU 35-32, 2002)
Most WVU points	69 (WVU 69-3, 1989)
Combined points	72 (WVU 69-3, 1989)
Biggest UC win	2 (15-13, 2003)
Biggest WVU win	66 (69-3, 1989)
Current streak	West Virginia—2

### Game-by-Game Breakdown

Year	Site	Score	Winner
1921	Morgantown	50-0	WVU
1922	Cincinnati	34-0	WVU
1936	Cincinnati	40-6	WVU
1939	Cincinnati	7-0	WVU
1940	Morgantown	7-7	Tie
1969	Morgantown	57-11	WVU
1980	Morgantown	41-27	WVU
1987	Morgantown	45-17	WVU
1988	Cincinnati	51-13	WVU
1989	Morgantown	69-3	WVU
1990	Morgantown	28-20	WVU
2002	Cincinnati	35-32	WVU
2003	Morgantown	15-13	UC
2005	Cincinnati	38-0	WVU
2006	Morgantown	42-24	WVU

## Syracuse

### Series Information

Series Record	Syracuse leads 4-3
At Cincinnati	Cincinnati leads 2-1
At Syracuse	Syracuse 3-1
At Neutral Sites	—
Most UC points	22 (UC 22-16 2005)
Most Syracuse points	63 (Syracuse 63-21, 1998)
Combined points	84 (Syracuse 63-21, 1998)
Biggest UC win	14 (17-3, 2006)
Biggest Syracuse win	42 (63-21, 1998)
Current streak	Cincinnati—2

### Game-by-Game Breakdown

Year	Site	Score	Winner
1993	Syracuse	24-21	SU
1994	Cincinnati	34-19	SU
1998	Syracuse	63-21	SU
2000	Cincinnati	12-10	UC
2004	Syracuse	19-7	SU
2005	Syracuse	22-16	UC
2006	Cincinnati	17-3	UC



Leo Morgan paced Cincinnati with seven tackles in last season's 17-3 victory over Syracuse that gave the Bearcats their third win in the last four matchups against the Orange.



# ***Records and History***



*Individual Records*  
**156-171**

---

*Team Records*  
**172-175**

---

*Awards*  
**176-180**

---

*NFL Draft Choices*  
**181**

---

*Bearcats in the Pros*  
**182-183**

---

*All-Time Letterwinners*  
**184-87**

---

*Year-by-Year Scores*  
**188-192**

---

*All-Time Coaching Records*  
**193**

---

*Series Records*  
**194-195**

---

*Bowl History*  
**196-200**

---



# RUSHING

## Year-by-Year Leaders

Year	Player	Att.	Yards	TD
1946	Roger Stephens	96	768	8
1947	Roger Stephens	136	959	7
1948	Jim Dougherty	108	495	4
1949	Howie Bellamah	97	473	2
1950	Bob Stratton	93	539	5
1951	Bob Daugherty	96	528	10
1952	Joe Concilla	96	488	8
1953	Dick Goist	64	561	7
1954	Joe Miller	128	717	11
1955	Joe Miller	90	399	2
1956	Bob Del Rosa	57	242	3
1957	Barry Maroney	98	346	4
1958	Joe Morrison	99	467	5
1959	Ed Kovac	134	515	9
1960	Ed Banks	104	404	3
1961	Phil Goldner	70	277	1
1962	Royce Starks	91	408	4
1963	Brig Owens	121	556	6
1964	Al Nelson	201	973	13
1965	Bill Bailey	139	694	7
1966	Clem Turner	153	840	7
1967	Lloyd Pate	198	658	5
1968	Lloyd Pate	135	623	2
1969	Steve Cowan	165	676	2
1970	Steve Cowan	239	1,197	9
1971	Mel Riggins	131	663	2
1972	Reggie Harrison	173	844	6
1973	Reggie Harrison	211	883	11
1974	Santo Atkinson	196	708	2
1975	Jay Bonds	158	567	8
1976	Curtiss Williams	102	399	4
1977	Curtiss Williams	162	845	1
1978	Allen Harvin	233	1,283	6
1979	James Bettis	75	343	0
1980	James Bettis	212	1,106	2
1981	James Bettis	246	1,226	6
1982	Allen Harvin	191	1,161	5
1983	Reggie Taylor	158	784	2
1984	Reggie Taylor	198	1,021	8
1985	Reggie Taylor	264	1,112	3
1986	Reggie Taylor	256	1,325	11
1987	Al McKinney	208	950	5
1988	Al McKinney	168	829	1
1989	Terry Strong	105	411	2
1990	Terry Strong	172	803	5
1991	David Small	198	1,004	4
1992	David Small	209	780	10
1993	David Small	223	1,179	17
1994	Craedel Kimbrough	132	565	0
1995	Orlando Smith	126	471	4
1996	Daryl Royal	167	853	3
1997	Robert Cooper	137	611	4
1998	DeMarco McCleskey	162	861	11
1999	Robert Cooper	228	1,245	7
2000	Ray Jackson	201	808	6
2001	DeMarco McCleskey	179	765	7
2002	DeMarco McCleskey	315	1,361	15
2003	Richard Hall	185	777	8
2004	Richard Hall	210	1,012	6
2005	Bradley Glatthaar	139	620	7
2006	Greg Moore	162	709	4

## Game

### Rushing Attempts

45	Steve Cowan vs. Ohio.....	1970
41	DeMarco McCleskey vs. East Carolina.....	1998
39	Lloyd Pate vs. Wichita State.....	1967
37	Robert Cooper vs. Miami (OH).....	1999
36	Robert Cooper vs. Memphis.....	1999
36	Daryl Royal vs. Miami (OH).....	1996
36	Reggie Taylor vs. Miami (OH).....	1986
36	David Small vs. Toledo.....	1993
35	Reggie Harrison at Ohio.....	1973
35	DeMarco McCleskey vs. Houston.....	1998

### Rushing Yards

306	Bob Hynes vs. Case Western Reserve.....	1923
282	Daryl Royal vs. Miami (OH).....	1996
267	Clem Turner vs. Kansas State.....	1966
266	Steve Cowan vs. Ohio.....	1970
259	Reggie Taylor vs. Miami (OH).....	1986
238	Richard Hall vs. Miami (OH).....	2004
234	DeMarco McCleskey vs. East Carolina.....	1998
233	David Small vs. Kent State.....	1992
219	David Small vs. Middle Tennessee State.....	1991
209	Robert Cooper vs. Miami (OH).....	1999
206	David Small vs. East Carolina.....	1993
204	Robert Cooper vs. Memphis.....	1999
203	James Bettis vs. Richmond.....	1981
203	David Small at Houston.....	1993
203	Bill Bailey vs. North Texas State.....	1965

### Rushing Touchdowns

6	Ike Stewart vs. Transylvania.....	1912
6	Bob Heuck vs. Transylvania.....	1912
4	DeMarco McCleskey vs. Arkansas State.....	1998
4	DeMarco McCleskey vs. Houston.....	1998
4	David Small vs. Houston.....	1993
4	David Small vs. Kent State.....	1992
3	Accomplished 14 times, most recently by Richard Hall vs. Miami (OH).....	2004

### Three Backs with 100+ Yards in a Game

1970	vs. Xavier.....	Albert Johnson.....	130
		Dick James.....	119
		Steve Cowan.....	105

### Two Backs with 100+ Yards in a Game

2003	vs. East Carolina.....	Derrick Eddington.....	138
		Richard Hall.....	117
1991	at Kent State.....	Vince Powell.....	121
		David Small.....	118
1991	at Louisville.....	Vince Powell.....	140
		David Small.....	111
1985	at Louisville.....	Reggie Taylor.....	126
		Robert Williams.....	100
1977	vs. Tulsa.....	Gus Tucker.....	143
		Bob Massong.....	101
1966	vs. Kansas State.....	Clem Turner.....	267
		Tony Jackson.....	118
1964	vs. Tulsa.....	Brig Owens.....	163
		Al Nelson.....	106

## Season

### Rushing Attempts

315	DeMarco McCleskey.....	2002
264	Reggie Taylor.....	1985
256	Reggie Taylor.....	1986
246	James Bettis.....	1981
239	Steve Cowan.....	1970
233	Allen Harvin.....	1978
228	Robert Cooper.....	1999
223	David Small.....	1993
212	James Bettis.....	1980

### Rushing Yards

1,361	DeMarco McCleskey.....	2002
1,325	Reggie Taylor.....	1986
1,283	Allen Harvin.....	1978
1,245	Robert Cooper.....	1999
1,226	James Bettis.....	1981
1,197	Steve Cowan.....	1970
1,179	David Small.....	1993
1,161	Allen Harvin.....	1982
1,112	Reggie Taylor.....	1985
1,106	James Bettis.....	1980
1,021	Reggie Taylor.....	1984
1,012	Richard Hall.....	2004
1,004	David Small.....	1991

### Rushing Average (Minimum 50 Attempts)

8.77	Dick Goist.....	1953
7.62	Joe Miller.....	1953
7.54	Jim Niemann.....	1954
7.05	Roger Stephens.....	1947
6.34	Dolph Banks.....	1965
6.09	Leonard Cry.....	1987
6.08	Allen Harvin.....	1982
6.07	Dick Goist.....	1954
6.00	Jack Gordon.....	1951
5.82	Dom Del Bene.....	1951

### Rushing Touchdowns

17	David Small.....	1993
15	DeMarco McCleskey.....	2002
13	Al Nelson.....	1964
11	DeMarco McCleskey.....	1998
11	Reggie Taylor.....	1986
11	Reggie Harrison.....	1972
11	Joe Miller.....	1954
11	Tony Kapetanis.....	1979
10	David Small.....	1992
10	Bob Dougherty.....	1951

## Longest Rush From Scrimmage

91	Joe Miller vs. Xavier (TD).....	1953
80	Allen Harvin vs. Miami (OH).....	1982
80	Art Bailey vs. Southern Miss (TD).....	1977
80	Bill Bailey vs. Kansas State (TD).....	1965
80	Dick Goist vs. William & Mary (TD).....	1953
79	Reggie Harrison vs. Louisville (TD).....	1972
79	Richard Hall vs. Miami (OH).....	2004
78	Reggie Harrison vs. Ohio (TD).....	1971



# RUSHING



**DeMarco McCleskey**

## 100-Yard Games

8	Reggie Taylor.....	1986
7	James Bettis.....	1981
7	Allen Harvin.....	1978
6	DeMarco McCleskey.....	2002
6	David Small.....	1991
6	David Small.....	1993
6	Reggie Taylor.....	1985
6	James Bettis.....	1980

## Consecutive 100-Yard Games

5	Allen Harvin.....	1978
5	James Bettis.....	1980
5	Reggie Taylor.....	1986
5	David Small.....	1993
4	Al Nelson.....	1964
4	Curtis Williams.....	1977
4	James Bettis.....	1981
4	Terry Strong.....	1990
4	David Small.....	1991
4	DeMarco McCleskey.....	1998
3	Reggie Harrison.....	1972
3	Steve Cowan.....	1970
3	Reggie Taylor.....	1985
3	Daryl Royal.....	1996
3	Orlando Smith.....	1995

## Career

### Rushing Attempts

876	Reggie Taylor.....	1983-86
777	DeMarco McCleskey.....	1998, 2000-02
630	David Small.....	1991-93
593	Allen Harvin.....	1978-82
561	Robert Cooper.....	1996-99
533	James Bettis.....	1978-81
495	Al Johnson.....	1969-71
484	Reggie Harrison.....	1971-73
480	Al McKinney.....	1985-89
454	Richard Hall.....	2002-04

### Rushing Yards

4,242	Reggie Taylor.....	1983-86
3,487	DeMarco McCleskey.....	1998, 2000-02
2,998	Allen Harvin.....	1978-82
2,963	David Small.....	1991-93
2,786	Robert Cooper.....	1996-99
2,498	James Bettis.....	1978-81
2,223	Al McKinney.....	1985-88
2,197	Reggie Harrison.....	1971-73
2,053	Richard Hall.....	2002-04
2,033	Steve Cowan.....	1969-71

### Rushing Average (Min. 150 Attempts)

6.65	Roger Stephens.....	1946-48
6.07	Dom Del Bene.....	1951-53
5.72	Joe Miller.....	1953-55
5.52	Bill Bailey.....	1963-65
5.25	Jim Niemann.....	1954-56
5.07	Joe Concilla.....	1951-53
5.06	Allen Harvin.....	1978-82
5.04	Daryl Royal.....	1994-97
5.02	James Bettis.....	1978-81
4.99	Howard Bellamah.....	1948-49



**Reggie Taylor**



**Robert Cooper**

### Rushing Touchdowns

37	DeMarco McCleskey.....	1998, 2000-02
31	David Small.....	1991-93
25	Reggie Harrison.....	1971-73
24	Reggie Taylor.....	1983-86
22	Bob Heuck.....	1910-12
21	Joe Concilla.....	1951-53
19	Tony Kapetanis.....	1977-79
18	Al Johnson.....	1969-71

### 100-Yard Games

21	Reggie Taylor.....	1983-86
14	DeMarco McCleskey.....	1998, 2000-02
14	David Small.....	1991-93
13	James Bettis.....	1978-81
12	Allen Harvin.....	1978-82
9	Robert Cooper.....	1996-99
9	Al McKinney.....	1985-88
7	Steve Cowan.....	1970-72
7	Reggie Harrison.....	1971-73
7	Al Nelson.....	1962-64

### 200-Yard Games

1.	4	David Small.....	1991-93
2.	2	Robert Cooper.....	1999
3.	1	Bill Bailey.....	1965
		Clem Turner.....	1966
		Steve Cowan.....	1970
		James Bettis.....	1981
		Reggie Taylor.....	1986
		Daryl Royal.....	1996
		DeMarco McCleskey.....	1998
		Richard Hall.....	2004

### 300-Yard Games

1.	1	Bob Hynes.....	1923
----	---	----------------	------



# 100-YARD RUSHING GAMES

Yds Name	Opponent	Date
1. 306 Bob Hynes	vs. Case Western-Reserve	Nov. 17, 1923
2. 282 Daryl Royal	vs. Miami (OH)	Sept. 28, 1996
3. 267 Clem Turner	vs. Kansas State	Oct. 22, 1966
4. 266 Steve Cowan	vs. Ohio	Oct. 17, 1970
5. 259 Reggie Taylor	vs. Miami (OH)	Sept. 6, 1986
6. 238 Richard Hall	vs. Miami (OH)	Sept. 11, 2004
7. 234 DeMarco McCleskey	vs. East Carolina	Nov. 5, 1998
8. 233 David Small	vs. Kent State	Oct. 3, 1992
9. 219 David Small	vs. Middle Tennessee State	Nov. 9, 1991
10. 209 Robert Cooper	vs. Miami (OH)	Oct. 30, 1999
11. 206 David Small	vs. East Carolina	Nov. 20, 1993
12. 204 Robert Cooper	vs. Memphis	Nov. 29, 1999
13. 203 James Bettis	vs. Richmond	Oct. 10, 1981
203 David Small	at Houston	Nov. 13, 1993
203 Bill Bailey	vs. North Texas State	Oct. 30, 1965
16. 197 David Small	at Toledo	Oct. 23, 1993
17. 191 Robert Cooper	at UAB	Nov. 16, 1996
18. 188 Curtis Williams	vs. Southern Miss.	Oct. 1, 1977
19. 187 Carl Jones	vs. Rhode Island	Nov. 8, 2003
20. 186 Allen Harvin	vs. Miami (OH)	Nov. 20, 1982
21. 185 Howie Bellamah	vs. Miami (OH)	Nov. 24, 1949
22. 183 Craedel Kimbrough	vs. Kentucky	Nov. 14, 1992
23. 182 Allen Harvin	vs. Louisiana-Monroe	Nov. 4, 1978
24. 181 James Bettis	vs. Memphis	Nov. 1, 1980
25. 180 Reggie Taylor	vs. Louisville	Oct. 27, 1984
26. 179 DeMarco McCleskey	vs. Houston	Nov. 14, 1998
27. 177 Albert Johnson	at North Texas State	Nov. 7, 1970
28. 176 Clem Turner	at Memphis	Nov. 19, 1966
29. 174 Robert Cooper	vs. UAB	Oct. 16, 1999
174 Reggie Taylor	vs. Cornell	Oct. 1, 1983
31. 170 Allen Harvin	vs. Long Beach State	Oct. 9, 1982
32. 167 James Bettis	at Ohio	Oct. 3, 1981
33. 165 Reggie Taylor	vs. Temple	Oct. 5, 1985
165 Reggie Harrison	vs. Louisville	Oct. 28, 1972
165 Dom Del Bene	vs. Miami (OH)	Nov. 24, 1951
36. 164 DeMarco McCleskey	at Arkansas State	Nov. 21, 1998
37. 163 Brig Owens	vs. Tulsa	Oct. 24, 1964
38. 162 Tom McKeever	vs. Xavier	Nov. 18, 1950
39. 161 Robert Cooper	vs. Indiana	Sept. 26, 1998
161 Richard Hall	at Miami (OH)	Sept. 27, 2003
161 Paul Blackwood	vs. Tulsa	Nov. 19, 1994
42. 158 Allen Harvin	vs. Youngstown State	Sept. 25, 1982
43. 155 Steve Cowan	vs. Louisville	Nov. 14, 1970
155 Don Jansen	vs. Hardin-Simmons	Sept. 24, 1949
45. 153 Reggie Taylor	at Auburn	Nov. 8, 1986
153 Chad Plummer	vs. Tulsa	Aug. 29, 1997
153 Allen Harvin	at Memphis	Nov. 25, 1978
48. 151 Steve Cowan	vs. William & Mary	Sept. 20, 1969
151 Reggie Taylor	at Wichita State	Oct. 25, 1986
50. 150 Lloyd Pate	at Wichita State	Oct. 19, 1968
150 Lloyd Pate	vs. Wichita State	Oct. 7, 1967
150 James Bettis	vs. Youngstown State	Sept. 5, 1981
150 James Bettis	vs. Wichita State	Sept. 27, 1980
54. 149 Reggie Harrison	at Wichita State	Oct. 14, 1972
149 Craedel Kimbrough	vs. Vanderbilt	Oct. 8, 1994
56. 148 Reggie Taylor	vs. Indiana State	Nov. 1, 1986
148 James Bettis	vs. Rutgers	Sept. 26, 1981
58. 147 Allen Harvin	at Louisiana-Lafayette	Oct. 28, 1978
59. 145 Reggie Taylor	vs. Austin Peay	Sept. 7, 1985
145 Reggie Taylor	vs. Miami (FL)	Oct. 13, 1984
145 Mel Riggins	vs. Xavier	Oct. 9, 1971
62. 144 Reggie Taylor	at Louisville	Sept. 12, 1987
144 Al Nelson	at Houston	Nov. 28, 1964
64. 143 Robert Cooper	vs. Wisconsin	Sept. 18, 1999
143 Richard Hall	vs. TCU	Oct. 30, 2004
143 Gus Tucker	vs. Tulsa	Oct. 22, 1977
143 David Small	vs. Ball State	Oct. 16, 1993
143 Curtis Williams	at Florida State	Oct. 8, 1977
69. 142 Harry Andreadis	vs. Virginia Military	Sept. 15, 1951
142 Al McKinney	at Virginia Tech	Nov. 21, 1987
71. 141 Joe Miller	vs. Xavier	Oct. 17, 1953
72. 140 Vince Powell	at Louisville	Oct. 5, 1991
140 Reggie Harrison	vs. Ohio	Nov. 13, 1971
140 Ray Jackson	vs. Houston	Oct. 7, 2000
75. 139 DeMarco McCleskey	vs. Tulane	Oct. 6, 2001
76. 138 Steve Cowan	at Wichita State	Oct. 24, 1970
138 Derrick Eddington	vs. East Carolina	Sept. 1, 2003
78. 137 Ray Jackson	at Tulane	Sept. 30, 2000
79. 136 Mike Smith	at Louisville	Sept. 27, 1975
80. 135 Reggie Harrison	vs. Wichita State	Oct. 20, 1973
81. 134 James Bettis	vs. Temple	Oct. 17, 1981
134 Al Nelson	vs. Miami (OH)	Nov. 21, 1964
83. 133 Clem Turner	at Wichita State	Oct. 1, 1966
133 Chad Plummer	vs. Southern Miss.	Nov. 1, 1997
85. 132 Brig Owens	vs. Detroit	Oct. 19, 1963
132 Allen Harvin	at Memphis	Oct. 16, 1982
132 Allen Harvin	vs. Ohio	Nov. 11, 1978
132 Al McKinney	vs. Tennessee Tech	Oct. 31, 1987
89. 131 James Bettis	at Richmond	Oct. 25, 1980
131 David Small	vs. East Carolina	Nov. 23, 1991
131 Curtis Williams	at Louisville	Sept. 17, 1977
131 Bob Stratton	at Western Michigan	Oct. 21, 1950
131 Bill Bailey	vs. Kansas State	Nov. 6, 1965
94. 130 Reggie Taylor	vs. Miami (FL)	Oct. 19, 1986
130 Albert Johnson	vs. Xavier	Oct. 10, 1970
96. 129 Robert Cooper	at Tulane	Sept. 6, 1997
97. 128 Reggie Taylor	vs. Rutgers	Nov. 5, 1983
128 Ray Jackson	vs. Army	Sept. 4, 2000
128 Allen Harvin	vs. Miami (OH)	Nov. 18, 1978
100. 127 Butler Benton	at East Carolina	Sept. 25, 2004
101. 126 Reggie Taylor	at Virginia Tech	Sept. 13, 1986
126 Reggie Taylor	at Louisville	Oct. 19, 1985
126 Allen Harvin	vs. Morgan State	Nov. 13, 1982
126 Al McKinney	vs. Miami (OH)	Sept. 26, 1987
105. 125 Reggie Taylor	vs. Penn State	Nov. 9, 1985
125 Allen Harvin	at Temple	Oct. 14, 1978
107. 124 DeMarco McCleskey	vs. Miami (OH)	Oct. 24, 1998
124 Bert Johnson	vs. Kent State	Sept. 18, 1971
109. 123 Terry Strong	vs. Louisville	Nov. 3, 1990
123 Richard Hall	vs. Army	Oct. 25, 2003
123 John Ziegler	at Tulane	Sept. 11, 1976
123 Bradley Glatthaar	vs. Connecticut	Oct. 15, 2005
113. 122 Reggie Harrison	at Ohio	Nov. 10, 1973
122 James Bettis	at Temple	Oct. 18, 1980
122 Al McKinney	vs. Indiana State	Nov. 12, 1988
116. 121 Vince Powell	at Kent State	Oct. 12, 1991
121 Reggie Taylor	vs. Virginia Tech	Aug. 31, 1985
121 Reggie Taylor	vs. Youngstown State	Sept. 15, 1984
121 David Small	at Virginia Tech	Oct. 19, 1991
121 Al McKinney	vs. Austin Peay	Nov. 14, 1987
121. 120 Tom Liggins	vs. Louisiana-Lafayette	Oct. 25, 1975
120 Reggie Taylor	at Rutgers	Sept. 29, 1984
120 Orlando Smith	vs. East Carolina	Oct. 7, 1995
120 DeMarco McCleskey	at Memphis	Nov. 24, 2001
125. 119 Greg Moore	vs. Miami (OH)	Sept. 30, 2006
119 Dick James	vs. Xavier	Oct. 10, 1970
127. 118 Tony Jackson	vs. Kansas State	Oct. 22, 1966
118 Steve Cowan	at Tulsa	Oct. 25, 1969
118 DeMarco McCleskey	vs. West Virginia	Sept. 14, 2002
118 David Small	at Kent State	Oct. 12, 1991
131. 117 Richard Hall	vs. East Carolina	Sept. 1, 2003
117 Reggie Taylor	vs. Alabama	Nov. 17, 1984
117 Joe Miller	vs. Miami (OH)	Nov. 26, 1953
117 Dick Pardini	vs. Tulsa	Oct. 2, 2004
117 Daryl Royal	vs. Memphis	Oct. 4, 1997
117 Al Nelson	at Detroit	Nov. 9, 1962
137. 116 Dom Del Bene	vs. Virginia Military	Nov. 14, 1953
116 Dick Goist	vs. Case Western-Reserve	Oct. 24, 1953
116 David Small	vs. Southern Miss.	Oct. 26, 1991
116 Craedel Kimbrough	at Miami (OH)	Sept. 17, 1994
116 Al McKinney	vs. West Virginia	Nov. 5, 1988
142. 115 Joe Miller	vs. Hardin-Simmons	Oct. 16, 1954
143. 114 Richard Hall	vs. Southern Miss.	Oct. 4, 2003
114 George Ruth	vs. Hardin-Simmons	Nov. 12, 1955
114 Barry Maroney	at Indiana	Nov. 9, 1957
114 Al Nelson	at Wichita State	Nov. 14, 1964
147. 113 Leonard Cry	at Indiana State	Nov. 6, 1987
113 Howie Bellamah	at Ohio	Nov. 5, 1949
113 Curtis Williams	at Ohio	Nov. 15, 1975
150. 112 Lloyd Pate	vs. North Texas State	Oct. 28, 1967
112 David Small	at Tulsa	Oct. 2, 1993
112 Al Nelson	vs. Xavier	Oct. 10, 1964
153. 111 Terry Strong	at Tulane	Oct. 27, 1990
111 DeMarco McCleskey	vs. Miami (OH)	Oct. 5, 2002
111 David Small	at Louisville	Oct. 5, 1991
111 Daryl Royal	vs. Boston College	Oct. 12, 1996
111 Curtis Williams	vs. Louisiana-Monroe	Sept. 24, 1977
111 Al Nelson	at North Texas State	Nov. 7, 1964
159. 110 Bill Bailey	vs. South Dakota	Nov. 13, 1965
160. 109 Reggie Harrison	at Colorado	Sept. 16, 1972
109 James Bettis	at Penn State	Sept. 12, 1981
162. 108 Walt Gordon	vs. Wichita State	Sept. 27, 1958
108 Joe Miller	vs. Marquette	Oct. 15, 1955
108 James Bettis	vs. Louisville	Nov. 14, 1981
108 Chad Plummer	vs. Louisiana-Monroe	Nov. 23, 1996
108 Allen Harvin	at Richmond	Sept. 30, 1978
167. 107 Tom Liggins	at Tulsa	Oct. 11, 1975
107 Orlando Smith	vs. Memphis	Oct. 21, 1995
107 David Small	vs. Memphis	Oct. 30, 1993
107 Bradley Glatthaar	vs. Western Carolina	Sept. 17, 2005
171. 106 Jim Dougherty	vs. Case Western-Reserve	Nov. 13, 1948
106 James Bettis	at South Carolina	Oct. 11, 1980
106 Al Nelson	vs. Tulsa	Oct. 24, 1964
174. 105 Steve Cowan	vs. Xavier	Oct. 10, 1970
105 Reggie Taylor	vs. Kentucky	Sept. 27, 1986
105 Daryl Royal	at Memphis	Oct. 5, 1996
177. 104 Santo Atkins	at Wichita State	Oct. 19, 1974
104 Reggie Taylor	at East Carolina	Nov. 15, 1986
104 Ray Jackson	at Indiana	Sept. 23, 2000
104 Dick James	vs. Dayton	Sept. 19, 1970
104 Al McKinney	vs. Miami (OH)	Sept. 24, 1988
182. 103 Terry Strong	at Florida State	Nov. 10, 1990
103 Terry Strong	vs. Miami (OH)	Sept. 22, 1990
103 James Bettis	at Louisville	Nov. 8, 1980
103 Jack Gordon	vs. Detroit	Nov. 3, 1956
103 David Small	at East Carolina	Oct. 17, 1992
187. 102 Terry Strong	at Alabama	Nov. 17, 1990
102 Steve Cowan	vs. Miami (OH)	Nov. 21, 1970
102 Reggie Taylor	vs. Boston College	Oct. 26, 1985
102 Orlando Smith	vs. Southern Miss.	Oct. 14, 1995
102 Freddie Smith	vs. Troy State	Nov. 5, 1994
102 Al McKinney	vs. Austin Peay	Sept. 17, 1988
193. 101 Ernie Lewis	vs. Boston College	Nov. 4, 1967
101 DeMarco McCleskey	vs. Connecticut	Nov. 3, 2001
101 Bob Massong	vs. Tulsa	Oct. 22, 1977
196. 100 Robert Williams	at Louisville	Oct. 19, 1985
100 Robert Cooper	at Ohio State	Sept. 25, 1999
100 Reggie Harrison	at North Texas State	Nov. 4, 1972
100 Mel Riggins	vs. Wichita State	Oct. 16, 1971
100 Lloyd Pate	vs. Dayton	Sept. 23, 1967
100 Joe Miller	at Marquette	Oct. 9, 1954
100 Dolph Banks	vs. Xavier	Oct. 9, 1965
100 DeMarco McCleskey	at Houston	Oct. 20, 2001



# PASSING

## Year-by-Year Leaders

Year	Player	Att	Cmp	Int	Pct.	Yards	TD
1947	Tom O'Malley	81	40	—	.494	634	7
1948	Tom O'Malley	147	71	11	.483	899	7
1949	Tom O'Malley	225	108	15	.480	1,617	16
1950	Gene Rossi	149	68	11	.456	1,000	14
1951	Gene Rossi	173	89	15	.514	1,444	11
1952	Gene Rossi	170	100	8	.588	1,559	12
1953	Mike Murphy	70	44	3	.629	809	7
1954	Mike Murphy	101	51	3	.505	764	4
1955	Mike Murphy	66	30	9	.455	450	1
1956	Joe Morrison	78	29	5	.372	438	4
1957	Jack Lee	52	25	8	.481	328	1
1958	Jack Lee	130	71	11	.546	951	5
1959	Jack Lee	232	132	6	.569	1,535	7
1960	Larry Harp	116	39	8	.336	581	1
1961	Larry Harp	107	40	7	.373	426	1
1962	Bruce Vogelgesang	93	41	5	.441	424	2
1963	Brig Owens	124	67	6	.540	974	7
1964	Brig Owens	111	54	9	.486	790	6
1965	Mike Flaherty	41	20	7	.488	304	4
1966	Tony Jackson	127	63	3	.496	702	1
1967	Greg Cook	179	81	14	.453	1,221	7
1968	Greg Cook	411	219	17	.533	3,272	25
1969	Albert Johnson	123	50	3	.407	937	8
1970	Albert Johnson	130	39	10	.306	516	1
1971	Albert Johnson	101	30	7	.297	434	2
1972	Mike Shoemaker	175	70	14	.400	787	5
1973	Mike Campbell	83	41	4	.494	538	1
1974	Henry Miller	140	61	11	.436	796	6
1975	Henry Miller	150	73	8	.487	886	3
1976	Art Bailey	77	36	8	.467	491	5
1977	Art Bailey	77	33	11	.428	524	4
1978	Tim Morris	139	64	8	.460	839	8
1979	Tony Kapetanias	224	99	13	.441	1,414	3
1980	Danny Barrett	130	73	13	.562	888	3
1981	Danny Barrett	177	92	9	.520	1,186	5
1982	Danny Barrett	324	179	12	.552	2,222	17
1983	Troy Bodine	209	127	8	.608	1,643	13
1984	Troy Bodine	350	171	20	.489	2,056	15
1985	Danny McCoin	201	115	5	.572	1,576	12
1986	Danny McCoin	369	237	11	.642	2,831	13
1987	Danny McCoin	268	158	8	.590	2,013	13
1988	Glenn Farkas	204	114	7	.559	1,279	8
1989	Paul Anderson	163	84	12	.515	982	4
1990	Lance Harp	238	123	14	.517	1,453	8
1991	Lance Harp	204	107	10	.525	1,443	7
1992	Lance Harp	292	151	16	.517	1,785	7
1993	Lance Harp	292	139	7	.476	1,575	9
1994	Eric Vibberts	182	114	8	.626	1,335	6
1995	Eric Vibberts	264	136	19	.515	1,851	10
1996	Chad Plummer	198	102	8	.515	1,335	7
1997	Chad Plummer	190	87	10	.458	1,178	6
1998	Deontey Kenner	270	148	13	.548	2,047	6
1999	Deontey Kenner	379	208	15	.549	2,430	14
2000	Deontey Kenner	265	137	7	.517	1,717	10
2001	Gino Guidugli	317	185	9	.584	2,573	16
2002	Gino Guidugli	472	258	21	.547	3,543	22
2003	Gino Guidugli	425	227	10	.534	2,704	14
2004	Gino Guidugli	342	210	8	.614	2,633	26
2005	Dustin Grutza	300	168	11	.560	1,799	11
2006	Dustin Grutza	225	137	13	.609	1,632	9

## Game

### Passing Attempts

59	Deontey Kenner vs. Southern Miss.....	1999
56	Greg Cook vs. Ohio .....	1968
52	Gino Guidugli vs. UAB .....	2004
52	Gino Guidugli vs. Ohio State.....	2002
52	Deontey Kenner vs. Ohio State.....	1999
52	Greg Cook vs. Miami (OH) .....	1968
50	Deontey Kenner vs. Troy State .....	1999
50	Greg Cook vs. North Texas State .....	1968
49	Greg Cook at Houston .....	1968
49	Troy Bodine vs. Akron.....	1984
48	Gino Guidugli vs. Miami (OH).....	2002
47	Greg Cook at Tulsa.....	1967
47	Danny McCoin at Virginia Tech .....	1986
47	Glenn Farkas at Rutgers.....	1988
45	Troy Bodine at Louisville .....	1983

### Passing Completions

35	Deontey Kenner vs. Southern Miss.....	1999
35	Greg Cook vs. Ohio .....	1968
31	Gino Guidugli vs. Army .....	2001
31	Greg Cook vs. Miami (OH) .....	1968
30	Gino Guidugli vs. USF.....	2004
30	Danny McCoin vs. Virginia Tech .....	1986
29	Danny McCoin at Rutgers.....	1986
29	Deontey Kenner at Ohio State.....	1999
29	Gino Guidugli vs. Toledo.....	2001
29	Gino Guidugli vs. Temple.....	2003
29	Gino Guidugli vs. UAB .....	2004

### Passing Yards

554	Greg Cook vs. Ohio .....	1968
407	Deontey Kenner vs. Southern Miss.....	1999
407	Greg Cook vs. Miami (OH) .....	1968
399	Danny McCoin vs. Miami (OH).....	1987
396	Greg Cook vs. Louisville .....	1968
377	Gino Guidugli vs. USF.....	2004
373	Troy Bodine vs. Akron.....	1984
353	Gino Guidugli vs. Miami (OH).....	2002
352	Greg Cook vs. Houston .....	1968
351	Deontey Kenner vs. UAB .....	2000



Greg Cook



Gino Guidugli

### Passing Touchdowns

5	Gino Guidugli vs. Southern Miss.....	2004
4	Gene Rossi vs. Xavier.....	1950
4	Gene Rossi vs. Tulsa.....	1951
4	Greg Cook at North Texas State .....	1968
4	Greg Cook vs. Ohio .....	1968
4	Tim Morris at Louisiana-Lafayette .....	1978
4	Danny Barrett vs. Louisville.....	1982
4	Troy Bodine vs. Akron.....	1984
4	Danny McCoin at East Carolina.....	1987
4	Gino Guidugli vs. Tulane.....	2001
4	Gino Guidugli vs. East Carolina.....	2002
4	Gino Guidugli at Army .....	2004

### Pass Interceptions

6	Mike Shoemaker vs. Xavier .....	1972
5	Paul Anderson at West Virginia.....	1990
5	Eric Vibberts vs. Toledo.....	1995
5	Gino Guidugli vs. North Texas State.....	2002
5	Dustin Grutza at Miami (OH).....	2005

## Longest Pass Play

95	Greg Cook to Tom Rossley vs. Louisville (TD)	1968
91	Eric Vibberts to James Scott vs. East Carolina (TD)	1994
83	Nick Davila to Brent Celek vs. Rutgers (TD)	2006
82	Eric Vibberts to Robert Tate vs. Kansas (TD)	1995
82	Brig Owens to Errol Prisby vs. Dayton (TD)	1964
80	Gino Guidugli to Hannibal Thomas vs. Southern Miss.	2004
80	Lance Harp to Marlon Pearce vs. Rutgers (TD)	1992
80	Danny McCoin to Jason Stargel vs. Wichita State (TD)	1986
80	Albert Johnson to Denny Jackson vs. Miami (Ohio) (TD)	1969
78	Deontey Kenner to Cornelius Bonner vs. Houston (TD)	1998
77	Lance Harp to Damon Bryant vs. Virginia Tech (TD)	1991
76	Tony Kapetanias to Aaron Hagans vs. Villanova	1979

# PASSING

## Season

### Passing Attempts

472	Gino Guidugli	2002
425	Gino Guidugli	2003
411	Greg Cook	1968
379	Deontey Kenner	1999
369	Danny McCoin	1986
350	Troy Bodine	1984
342	Gino Guidugli	2004
324	Danny Barrett	1982
317	Gino Guidugli	2001
292	Lance Harp	1993
292	Lance Harp	1992

### Passing Completions

258	Gino Guidugli	2002
237	Danny McCoin	1986
227	Gino Guidugli	2003
219	Greg Cook	1968
210	Gino Guidugli	2004
208	Deontey Kenner	1999
185	Gino Guidugli	2001
179	Danny Barrett	1982
171	Troy Bodine	1984
158	Danny McCoin	1987

### Passing Yards

3,543	Gino Guidugli	2002
3,272	Greg Cook	1968
2,831	Danny McCoin	1986
2,704	Gino Guidugli	2003
2,633	Gino Guidugli	2004
2,573	Gino Guidugli	2001
2,430	Deontey Kenner	1999
2,222	Danny Barrett	1982
2,056	Troy Bodine	1984
2,047	Deontey Kenner	1998



Deontey Kenner



Gino Guidugli

### Passing Completion Percentage (Min. 100 Att.)


.642	Danny McCoin	1986
.626	Eric Vibberts	1994
.614	Gino Guidugli	2004
.609	Dustin Grutza	2006
.608	Troy Bodine	1983
.593	Nick Davila	2006
.590	Danny McCoin	1987
.588	Gene Rossi	1952
.584	Gino Guidugli	2001
.572	Danny McCoin	1985
.562	Danny Barrett	1980

### Passing Yards per Completion (Min. 50 Completions)

18.74	Albert Johnson	1969
16.22	Gene Rossi	1951
15.59	Gene Rossi	1952
15.07	Greg Cook	1967
14.98	Mike Murphy	1954
14.97	Tom O'Malley	1949
14.94	Greg Cook	1968
14.71	Gene Rossi	1950
14.54	Brig Owens	1963
14.28	Tony Kapetanias	1979

### Passing Efficiency (Min. 100 Attempts)

151.85	Nick Davila	2006
149.74	Gene Rossi	1952
146.48	Gino Guidugli	2004
139.67	Troy Bodine	1983
137.80	Danny McCoin	1985
137.52	Gino Guidugli	2001
134.34	Danny McCoin	1986
132.09	Danny McCoin	1987
131.96	Greg Cook	1968
128.96	Brig Owens	1963
125.34	Eric Vibberts	1994



Danny McCoin

### Passing Touchdowns

26	Gino Guidugli	2004
25	Greg Cook	1968
22	Gino Guidugli	2002
17	Danny Barrett	1982
16	Gino Guidugli	2001
16	Tom O'Malley	1949
15	Troy Bodine	1984
14	Deontey Kenner	1999
14	Gene Rossi	1950
14	Gino Guidugli	2003
13	Danny McCoin	1987
13	Danny McCoin	1986
13	Troy Bodine	1983

### Pass Interceptions

21	Gino Guidugli	2002
20	Troy Bodine	1984
19	Eric Vibberts	1995
17	Greg Cook	1968
16	Lance Harp	1992
15	Deontey Kenner	1999
15	Tom O'Malley	1949
15	Gene Rossi	1951
14	Paul Anderson	1991
14	Mike Shoemaker	1972
14	Greg Cook	1967

### Passing Touchdown-Interception Margin

+18	Gino Guidugli	2004
+8	Greg Cook	1968
+7	Danny McCoin	1985
+7	Gino Guidugli	2001
+7	Danny McCoin	1986
+5	Albert Johnson	1969
+5	Danny Barrett	1982
+5	Troy Bodine	1983
+5	Danny McCoin	1987
+5	Gino Guidugli	2002
+5	Nick Davila	2006



# PASSING

## Career

### Passing Attempts

1,556	Gino Guidugli	2001-04
922	Deontey Kenner	1997-2000
899	Danny McCoin	1984-87
788	Lance Harp	1991-93
658	Danny Barrett	1980-82
655	Greg Cook	1966-68
559	Troy Bodine	1983-84
525	Dustin Grutza	2005-06
492	Gene Rossi	1949-52
484	Henry Miller	1973-76

### Passing Completions

880	Gino Guidugli	2001-04
544	Danny McCoin	1984-87
498	Deontey Kenner	1997-2000
397	Lance Harp	1991-93
352	Danny Barrett	1980-82
332	Greg Cook	1966-68
305	Dustin Grutza	2005-06
298	Troy Bodine	1983-84
258	Eric Vibberts	1993-95
257	Gene Rossi	1949-52

### Completion Percentage (Min. 200 Att.)


.605	Danny McCoin	1984-87
.581	Dustin Grutza	2005-06
.566	Gino Guidugli	2001-04
.557	Eric Vibberts	1993-95
.551	Jack Lee	1957-59
.540	Deontey Kenner	1997-2000
.540	Glenn Farkas	1987-90
.535	Danny Barrett	1980-82
.533	Troy Bodine	1983-84
.527	Mike Murphy	1953-55

### Passing Yards

11,453	Gino Guidugli	2001-04
6,801	Danny McCoin	1984-87
6,278	Deontey Kenner	1997-2000
4,906	Greg Cook	1966-68
4,803	Lance Harp	1991-93
4,407	Danny Barrett	1979-82
4,003	Gene Rossi	1950-52
3,699	Troy Bodine	1983-84
3,431	Dustin Grutza	2005-06
3,248	Chad Plummer	1995-98

### Passing Yards Per Completion (Min. 100 Comp.)

16.18	Mike Murphy	1953-55
15.86	Al Johnson	1969-71
15.58	Gene Rossi	1949-52
14.78	Greg Cook	1966-68
14.38	Tom O'Malley	1947-49
14.33	Brig Owens	1963-64
13.84	Tony Kapetanis	1977-79
13.82	Chad Plummer	1995-98
13.16	Gino Guidugli	2001-04
13.02	Henry Miller	1973-76



Greg Cook

### Touchdown Passes

78	Gino Guidugli	2001-04
39	Danny McCoin	1984-87
37	Gene Rossi	1949-52
34	Greg Cook	1966-68
31	Deontey Kenner	1997-2000
30	Tom O'Malley	1947-49
28	Troy Bodine	1983-84
27	Danny Barrett	1979-82
23	Lance Harp	1991-93
20	Dustin Grutza	2005-06

### Pass Interceptions

48	Gino Guidugli	2001-04
37	Deontey Kenner	1997-2000
37	Danny Barrett	1979-82
35	Greg Cook	1966-68
34	Gene Rossi	1949-52
34	Tony Kapetanis	1977-79
33	Lance Harp	1991-93
28	Troy Bodine	1983-84
28	Henry Miller	1973-76
27	Eric Vibberts	1993-95

### Passing Touchdown-Interception Margin

+30	Gino Guidugli	2001-04
+13	Danny McCoin	1984-87
+7	Nick Davila	2005-06
+3	Gene Rossi	1949-52

### Consecutive 250+ Yard Passing Games

8	Greg Cook	1968
---	-----------	------

## 250-Yard Passing Games

Yds	Name	Opponent	Date
1. 554	Greg Cook	vs. Ohio	Nov. 16, 1968
2. 407	Deontey Kenner	at Southern Miss.	Oct. 23, 1999
3. 407	Greg Cook	vs. Miami (OH)	Nov. 23, 1968
4. 399	Danny McCoin	vs. Miami (OH)	Sept. 26, 1987
5. 396	Greg Cook	vs. Louisville	Nov. 9, 1968
6. 377	Gino Guidugli	vs. USF	Nov. 20, 2004
7. 373	Troy Bodine	vs. Akron	Sept. 8, 1984
8. 353	Gino Guidugli	vs. Miami (OH)	Oct. 5, 2002
9. 352	Greg Cook	at Houston	Oct. 4, 1968
10. 351	Deontey Kenner	vs. UAB	Nov. 4, 2000
11. 350	Gino Guidugli	at Army	Oct. 9, 2004
350	Danny McCoin	at Virginia Tech	Sept. 6, 1986
13. 348	Gino Guidugli	at Memphis	Nov. 24, 2001
348	Deontey Kenner	at Syracuse	Oct. 10, 1998
15. 343	Deontey Kenner	at Ohio State	Sept. 25, 1999
16. 338	Danny McCoin	vs. Tennessee Tech	Oct. 31, 1987
17. 336	Gino Guidugli	vs. Louisville	Nov. 28, 2003
18. 335	Danny McCoin	at Rutgers	Sept. 20, 1986
19. 332	Gino Guidugli	vs. Rhode Island	Nov. 8, 2003
20. 324	Gino Guidugli	vs. Ohio State	Sept. 21, 2002
21. 321	Gino Guidugli	vs. Temple	Sept. 20, 2003
321	Troy Bodine	vs. Oklahoma State	Sept. 17, 1983
23. 317	Gino Guidugli	at Houston	Oct. 20, 2001
24. 314	Troy Bodine	vs. Temple	Oct. 8, 1983
25. 312	Gino Guidugli	at Temple	Sept. 28, 2002
312	Gino Guidugli	vs. Tulane	Oct. 6, 2001
27. 311	Gino Guidugli	at Army	Sept. 8, 2001
311	Danny Barrett	vs. Louisville	Sept. 11, 1982
29. 310	Greg Cook	at Wichita State	Oct. 19, 1968
30. 308	Gino Guidugli	at Southern Miss.	Nov. 6, 2004
308	Lance Harp	vs. Louisville	Oct. 31, 1992
308	Greg Cook	vs. Tampa	Oct. 12, 1968
33. 303	Danny McCoin	vs. Kentucky	Sept. 27, 1986
34. 302	Eric Vibberts	vs. Toledo	Sept. 30, 1995
35. 301	Troy Bodine	at Louisville	Sept. 24, 1983
36. 300	Gino Guidugli	vs. UAB	Oct. 2, 2004
37. 297	Deontey Kenner	vs. Houston	Nov. 14, 1998
38. 295	Gino Guidugli	at Louisville	Oct. 27, 2001
39. 294	Eric Vibberts	at Kansas	Sept. 2, 1995
40. 287	Gino Guidugli	vs. TCU	Sept. 2, 2002
41. 286	Dustin Grutza	at Penn State	Sept. 10, 2005
42. 283	Gino Guidugli	vs. Toledo	Dec. 29, 2001
283	Lance Harp	vs. East Carolina	Nov. 23, 1991
44. 282	Jack Lee	at Tulsa	Nov. 7, 1959
45. 281	Deontey Kenner	at Memphis	Oct. 17, 1998
46. 277	Nick Davila	vs. Rutgers	Nov. 18, 2006
277	Gene Rossi	vs. Tulsa	Sept. 29, 1951
48. 275	Gino Guidugli	vs. West Virginia	Sept. 14, 2002
275	Jack Lee	vs. Marquette	Nov. 14, 1959
50. 272	Gino Guidugli	at Memphis	Nov. 22, 2003
51. 271	Art Bailey	at Southern Miss.	Oct. 2, 1976
52. 268	Adam Hoover	vs. Houston	Oct. 7, 2000
268	Danny McCoin	at East Carolina	Oct. 10, 1987
268	Danny McCoin	vs. Miami (OH)	Sept. 13, 1986
268	Danny McCoin	vs. Indiana State	Nov. 1, 1986
268	Danny McCoin	at Youngstown State	Sept. 14, 1985
57. 266	Troy Bodine	vs. Youngstown State	Sept. 15, 1984
58. 264	Greg Cook	at North Texas State	Nov. 2, 1968
59. 262	Greg Cook	vs. Tulsa	Oct. 26, 1968
60. 261	Chad Plummer	vs. Tulane	Aug. 30, 1996
261	Greg Cook	at Texas Tech	Sept. 21, 1968
62. 260	Deontey Kenner	at Houston	Oct. 9, 1999
260	Danny McCoin	at East Carolina	Nov. 15, 1986
64. 258	Gino Guidugli	vs. Miami (OH)	Sept. 11, 2004
65. 256	Paul Anderson	at West Virginia	Oct. 13, 1990
256	Glenn Farkas	at Rutgers	Oct. 1, 1988
256	Tom O'Malley	vs. Western Michigan	Oct. 8, 1949
68. 255	Gene Rossi	vs. West Texas State	Oct. 27, 1951
69. 254	Gino Guidugli	at TCU	Nov. 15, 2003
254	Danny McCoin	at Penn State	Oct. 11, 1986
254	Tom O'Malley	vs. Case-Western Reserve	Oct. 22, 1949
72. 252	Tim Morris	vs. Tulsa	Oct. 21, 1978
73. 250	Chad Plummer	vs. Boston College	Oct. 12, 1996
250	Eric Vibberts	at Rutgers	Oct. 15, 1994
250	Danny McCoin	at Louisville	Oct. 19, 1985

# RECEIVING

## Year-by-Year Leaders

Year	Player	Rec.	Yards	TD
1947	Alkie Richards	18	400	4
1948	Joe Hauk	20	263	2
1949	Jim Kelly	42	468	2
1950	Jim Kelly	29	455	9
1951	Dick Jarvis	31	554	5
1952	Dom Del Bene	28	372	1
1953	Glen Dillhoff	13	265	2
1954	Ferd Maccioli	13	179	0
1955	Jim Niemann	9	177	0
1956	Gene Johnson	9	200	3
1957	Don Reinhold	9	90	0
1958	Joe Morrison	27	303	3
1959	Ed Kovac	31	332	5
1960	Fred Oblak	23	386	2
1961	Jim Paris	16	185	1
1962	Jim Curry	12	167	0
	Phil Higgins	12	117	0
	Frank Shaut	12	197	1
1963	Jim Curry	39	621	3
1964	Al Nelson	13	133	0
1965	Mike Turner	8	76	2
1966	Ed Ford	25	279	0
1967	Jim O'Brien	26	547	4
1968	Tom Rossley	80	1,072	4
1969	Jim O'Brien	34	631	5
1970	Rod Warren	13	204	1
1971	Steve Cowan	15	226	1
1972	Zeke Harden	29	330	1
1973	Jim Kelly	20	215	0
1974	Jim Kelly	25	345	1
1975	Jim Kelly	31	404	0
1976	Napolean Outlaw	20	309	0
1977	Napolean Outlaw	14	223	2
1978	Allen Harvin	21	150	1
1979	Aaron Hagans	27	531	0
1980	Ralph Williams	34	418	1
1981	Deno Foster	22	427	3
1982	Bill Booze	36	571	3
1983	Don Goodman	51	343	1
1984	Deno Foster	49	754	7
1985	Joe Hice	27	358	1
1986	Joe Hice	44	584	1
1987	Bill Davis	41	626	4
1988	Al McKinney	31	199	2
1989	Bryant Hatcher	34	520	2
1990	Joe Koynock	44	496	4
1991	Marlon Pearce	42	758	4
1992	Marlon Pearce	56	891	5
1993	Albert Sweet	29	460	6
1994	Anthony Ladd	35	446	3
1995	Robert Tate	46	895	5
1996	Robert Tate	23	247	2
1997	Cornelius Bonner	27	366	1
1998	Chad Plummer	61	852	0
1999	Tony Smikle	45	429	3
2000	Antonio Chatman	46	609	2
2001	LaDaris Vann	73	902	3
2002	LaDaris Vann	71	844	5
2003	George Murray	30	270	0
2004	Hannibal Thomas	64	1,028	9
2005	Derek Ross	33	338	1
2006	Dominick Goodman	40	452	5

## Game

### Receptions


13	Tom Rossley vs. Wichita State	1968
13	Jon Olinger vs. Miami (OH)	2002
12	Zeke Harden vs. North Texas State	1972
12	LaDaris Vann vs. Army	2001
12	LaDaris Vann vs. Tulane	2002
11	Tom Rossley vs. Miami (OH)	1968
11	Tom Rossley vs. Louisville	1968
11	Chad Plummer vs. Army	1998
11	Jason Collins-Baker vs. Troy	1999
11	Jason Collins-Baker vs. Ohio State	1999
10	Jim Kelly at Kentucky	1949
10	Jim Curry at Indiana	1963
10	Marlon Pearce at East Carolina	1992
10	Marlon Pearce vs. Louisville	1992
10	Marlon Pearce vs. Akron	1992
10	Antonio Chatman at Wisconsin	2000
10	Hannibal Thomas at Memphis	2003
10	Hannibal Thomas vs. USF	2004

### Receiving Yards

254	Tom Rossley vs. Louisville	1968
240	Jon Olinger vs. Miami (OH)	2002
212	Jim O'Brien vs. Ohio	1968
196	Jim O'Brien vs. Tampa	1968
194	Jon Olinger at East Carolina	2002
185	Marlon Pearce vs. Louisville	1992
183	Marlon Pearce vs. East Carolina	1991
177	Robert Tate at Kansas	1995
175	Hannibal Thomas vs. Miami (OH)	2004
175	Marlon Pearce vs. Akron	1992

### Receiving Touchdowns

3	Hannibal Thomas vs. Southern Miss	2004
3	Jon Olinger at East Carolina	2002
3	Deno Foster at Louisville	1983
3	Jim O'Brien vs. Tampa	1968



Tom Rossley

## Season

### Receptions

80	Tom Rossley	1968
73	LaDaris Vann	2001
71	LaDaris Vann	2002
64	Hannibal Thomas	2004
61	Chad Plummer	1998
56	Marlon Pearce	1992
54	Jon Olinger	2002
51	Don Goodman	1983
49	Tye Keith	2002
49	Deno Foster	1984

### Receiving Yards

1,114	Jon Olinger	2002
1,107	Jim O'Brien	1968
1,072	Tom Rossley	1968
1,028	Hannibal Thomas	2004
902	LaDaris Vann	2001
895	Robert Tate	1995
891	Marlon Pearce	1992
852	Chad Plummer	1998
844	LaDaris Vann	2002
806	Jason Stargel	1986

### Yards Per Reception (Min. 20 Rec.)

25.16	Jim O'Brien	1968
21.75	Jason Stargel	1985
21.25	Jason Stargel	1983
21.04	Jim O'Brien	1969
20.62	Jon Olinger	2002
19.67	Aaron Hagans	1979
19.48	Anthony Ladd	1996
19.46	Robert Tate	1995
19.41	Deno Foster	1981
19.19	Jason Stargel	1986

### Touchdown Receptions

12	Jim O'Brien	1968
9	Hannibal Thomas	2004
9	Jim Kelly	1950
8	Brent Celek	2004
7	Jon Olinger	2002
7	Jon Olinger	2000
7	Deno Foster	1984
7	Jason Stargel	1983
6	Albert Sweet	1993
6	Roosevelt Mukes	1987
6	Jason Stargel	1986
6	Malcolm Darden	1984
6	Mike Cusumano	1978
6	Errol Prisby	1964



# RECEIVING

## Career

### Receptions

204	LaDaris Vann.....	1999-2002
135	Tye Keith.....	1999-2002
125	Marlon Pearce.....	1990-92
111	Roosevelt Mukes.....	1985-88
108	Deno Foster.....	1981-84
107	Jason Collins-Baker.....	1997-2000
106	Jason Stargel.....	1982-86
106	Tom Rossley.....	1966-68
105	Reggie Taylor.....	1983-86
104	Jim O'Brien.....	1967-69

### Receiving Yards

2,483	LaDaris Vann.....	1999-2002
2,285	Jim O'Brien.....	1967-69
2,096	Marlon Pearce.....	1990-92
2,088	Jason Stargel.....	1982-86
1,849	Deno Foster.....	1981-84
1,832	Tye Keith.....	1999-2002
1,669	Jon Olinger.....	1999-2002
1,598	Joe Hice.....	1983-86
1,549	Robert Tate.....	1993-96
1,458	Anthony Ladd.....	1993-96

### Yards Per Reception (Min. 50 Rec.)

21.97	Jim O'Brien.....	1967-69
19.70	Jason Stargel.....	1982-86
18.75	Jon Olinger.....	1999-2002
18.48	Glen Dillhoff.....	1951-54
18.11	Denny Jackson.....	1968-69
17.12	Deno Foster.....	1981-84
16.96	Dick Jarvis.....	1950-51
16.77	Marlon Pearce.....	1990-92
16.76	Hannibal Thomas.....	2003-04
15.51	Joe Hice.....	1985-88

### Touchdown Receptions

21	Jim O'Brien.....	1967-69
17	Deno Foster.....	1981-84
14	LaDaris Vann.....	1999-2002
14	Jon Olinger.....	1999-2002
14	Brent Celek.....	2003-06
13	Roosevelt Mukes.....	1985-88
13	Hannibal Thomas.....	2003-04
12	Marlon Pearce.....	1990-92
11	Jim Kelly.....	1948-50
11	Ralph Staub.....	1949-51
10	Robert Tate.....	1994-96
10	Tye Keith.....	1999-2002

### Consecutive Games With A Reception

46	LaDaris Vann.....	1999-2002
33	Jason Stargel.....	1982-86
27	Tye Keith.....	2000-2002
26	Jon Olinger.....	2001-2002
25	Bill Booze.....	1980-83
25	Brent Celek.....	2004-06

## 100-Yard Receiving Games

Yds	Name	Opponent	Date
1. 254	Tom Rossley.....	vs. Louisville.....	Nov. 9, 1968
2. 240	Jon Olinger.....	vs. Miami (OH).....	Oct. 5, 2002
3. 212	Jim O'Brien.....	vs. Ohio.....	Nov. 16, 1968
4. 196	Jim O'Brien.....	vs. Tampa.....	Oct. 12, 1968
5. 194	Jon Olinger.....	at East Carolina.....	Dec. 6, 2002
6. 185	Marlon Pearce.....	vs. Louisville.....	Oct. 31, 1992
7. 183	Marlon Pearce.....	vs. East Carolina.....	Nov. 23, 1991
8. 177	Robert Tate.....	vs. Toledo.....	Sept. 30, 1995
9. 175	Marlon Pearce.....	vs. Akron.....	Nov. 21, 1992
	175 Hanibal Thomas.....	vs. Miami (OH).....	Sept. 11, 2004
11. 173	Hanibal Thomas.....	at Memphis.....	Nov. 22, 2003
12. 169	Robert Tate.....	at Kansas.....	Sept. 2, 1995
13. 168	Hanibal Thomas.....	vs. Southern Miss.....	Nov. 6, 2004
14. 166	Derrick Stewart.....	at Connecticut.....	Nov. 25, 2006
15. 165	Robert Tate.....	vs. Troy State.....	Nov. 5, 1994
	165 Jason Stargel.....	vs. Kentucky.....	Sept. 27, 1986
17. 163	Denny Jackson.....	vs. Miami (OH).....	Nov. 22, 1969
18. 162	Hanibal Thomas.....	vs. USF.....	Nov. 20, 2004
	162 Jim Curry.....	at Tulsa.....	Oct. 12, 1963
20. 160	Chad Plummer.....	vs. Miami (FL).....	Sept. 12, 1998
	160 Cornelius Bonner.....	at Louisville.....	Oct. 3, 1998
22. 155	Deno Foster.....	vs. Louisville.....	Sept. 11, 1982
23. 153	Tom Rossley.....	vs. Ohio.....	Nov. 16, 1968
24. 149	Deno Foster.....	vs. Akron.....	Sept. 8, 1984
25. 148	Tom Rossley.....	at Wichita State.....	Oct. 19, 1968
	148 Marlon Pearce.....	at East Carolina.....	Oct. 17, 1992
27. 146	Jim Curry.....	at Indiana.....	Oct. 26, 1963
28. 145	Jason Stargel.....	at Wichita State.....	Oct. 25, 1986
29. 144	Jon Olinger.....	at Memphis.....	Nov. 24, 2001
30. 143	Robert Tate.....	at Northern Illinois.....	Oct. 28, 1995
31. 142	Napoleon Outlaw.....	at Southern Miss.....	Oct. 2, 1976
32. 141	LaDaris Vann.....	at Temple.....	Sept. 28, 2002
	141 Bill Booze.....	vs. Oklahoma State.....	Sept. 17, 1983
34. 138	Hanibal Thomas.....	vs. Army.....	Oct. 9, 2004
	138 Cornelius Bonner.....	vs. Houston.....	Nov. 14, 1998
36. 136	Tom Rossley.....	vs. Miami (OH).....	Nov. 23, 1968
37. 134	LaDaris Vann.....	at Army.....	Sept. 8, 2001
38. 133	Jim O'Brien.....	vs. North Texas State.....	Nov. 1, 1969
39. 132	Dick Jarvis.....	vs. Tulsa.....	Sept. 29, 1951
40. 131	Deno Foster.....	at Miami (OH).....	Nov. 21, 1981
41. 130	LaDaris Vann.....	vs. Louisville.....	Oct. 27, 2001
	130 Antonio Chatman.....	at Southern Miss.....	Oct. 23, 1999
	130 Albert Sweet.....	vs. Ball State.....	Oct. 16, 1993
44. 129	Joe Hice.....	at Virginia Tech.....	Sept. 6, 1986
45. 128	Chad Plummer.....	at Army.....	Sept. 19, 1998
	128 Jon Olinger.....	vs. TCU.....	Sept. 2, 2002
47. 127	Sean Stewart.....	vs. Ball State.....	Oct. 16, 1993
48. 126	Bill Booze.....	vs. Louisville.....	Sept. 11, 1982
49. 125	Bill Davis.....	vs. Miami (OH).....	Sept. 26, 1987
50. 124	Deno Foster.....	at Temple.....	Nov. 3, 1984
	124 Marlon Pearce.....	vs. Rutgers.....	Nov. 7, 1992
	124 Bill Poland.....	at USF.....	Nov. 19, 2005
	124 Jim Kelly.....	at Miami (OH).....	Nov. 22, 1975
	124 Tye Keith.....	vs. Tulane.....	Oct. 6, 2001
	124 Gene Johnson.....	vs. Miami (OH).....	Nov. 27, 1958
56. 123	Glen Dillhoff.....	at Case-Western Reserve.....	Nov. 1, 1952
57. 122	Damon Bryant.....	at Virginia Tech.....	Oct. 19, 1991
58. 120	Joe Koynock.....	at East Carolina.....	Oct. 20, 1990
	120 Jim O'Brien.....	vs. Wichita State.....	Oct. 18, 1969
	120 Joe Koynock.....	at West Virginia.....	Oct. 13, 1990
	120 Denny Jackson.....	at Tulsa.....	Oct. 25, 1969
62. 119	Antonio Chatman.....	at Wisconsin.....	Sept. 16, 2000
	119 Fred Oblak.....	at Tulsa.....	Nov. 7, 1959
	119 Cornelius Bonner.....	at Syracuse.....	Oct. 10, 1998
	119 Roosevelt Mukes.....	vs. Tennessee Tech.....	Oct. 31, 1987
	119 Fred Oblak.....	vs. Miami (OH).....	Nov. 17, 1960

67. 117	Jim O'Brien.....	vs. Miami (OH).....	Nov. 23, 1968
	117 Jason Stargel.....	vs. Temple.....	Oct. 8, 1983
69. 116	Marlon Pearce.....	at Kentucky.....	Nov. 2, 1991
	116 Jim O'Brien.....	at Texas Tech.....	Sept. 21, 1968
71. 115	Anthony Ladd.....	vs. Syracuse.....	Sept. 10, 1994
	115 Jim O'Brien.....	vs. North Texas State.....	Oct. 28, 1967
73. 114	Jim O'Brien.....	vs. Miami (OH).....	Nov. 18, 1967
74. 113	Dick Jarvis.....	vs. West Texas State.....	Oct. 27, 1951
75. 112	Tye Keith.....	vs. Houston.....	Oct. 7, 2000
76. 111	Deno Foster.....	vs. Youngstown State.....	Sept. 25, 1982
	111 LaDaris Vann.....	at Houston.....	Oct. 9, 1999
78. 110	Tom Rossley.....	vs. Tulsa.....	Oct. 26, 1968
	110 Tom Rossley.....	at Tulsa.....	Oct. 21, 1967
	110 Bob Stratton.....	vs. Xavier.....	Nov. 18, 1950
81. 109	Dominick Goodman.....	vs. Western Michigan.....	Jan. 6, 2007
	109 Jim O'Brien.....	vs. Louisville.....	Nov. 9, 1968
83. 108	Jim Kelly.....	at Kentucky.....	Oct. 29, 1949
	108 Tom Rossley.....	at Houston.....	Oct. 4, 1968
	108 Ed Ford.....	vs. Miami (OH).....	Nov. 26, 1966
86. 107	LaDaris Vann.....	at East Carolina.....	Nov. 13, 1999
87. 106	Zeke Harden.....	at North Texas State.....	Nov. 4, 1972
	106 LaDaris Vann.....	at Ohio State.....	Sept. 25, 1999
89. 105	Antonio Chatman.....	vs. Louisville.....	Nov. 6, 1999
	105 Jim O'Brien.....	at Wichita State.....	Oct. 19, 1968
91. 104	Jason Collins-Baker.....	vs. Kent State.....	Sept. 4, 1999
	104 Cornelius Bonner.....	at Tulane.....	Sept. 6, 1997
	104 Harold Lee.....	vs. Louisville.....	Nov. 20, 1976
94. 103	Bill Davis.....	at West Virginia.....	Oct. 17, 1987
	103 LaDaris Vann.....	vs. East Carolina.....	Nov. 10, 2001
	103 Derrick Ross.....	at Miami (OH).....	Sept. 27, 2003
	103 Aaron Hagans.....	at Pittsburgh.....	Oct. 13, 1979
	103 Steve Cowan.....	vs. Xavier.....	Oct. 9, 1971
99. 102	Hanibal Thomas.....	vs. Marshall.....	Dec. 23, 2004
	102 LaDaris Vann.....	vs. Purdue.....	Sept. 2, 2001
	102 Tye Keith.....	at Houston.....	Oct. 20, 2001
102. 101	Bob Milner.....	vs. Louisville.....	Nov. 12, 1966
	101 Bill Davis.....	at East Carolina.....	Oct. 10, 1987
104. 100	Chad Plummer.....	at Memphis.....	Oct. 17, 1998
	100 Steve Sanders.....	vs. Miami (OH).....	Sept. 26, 1987
	100 Robert Tate.....	vs. Southern Miss.....	Oct. 7, 1995



LaDaris Vann

# ALL-PURPOSE/TOTAL OFFENSE

## All-Purpose Yards (Rushing, Receiving and Returns)

### Game


333	Robert Tate at Kansas.....	1995
316	Robert Tate vs. Toledo.....	1995
306	Bob Hynes vs. Case-Western Reserve.....	1923
294	Clem Turner vs. Kansas State.....	1966
288	Reggie Taylor vs. Miami (OH).....	1986
283	LaDaris Vann at East Carolina.....	1999
282	Daryl Royal vs. Miami (OH).....	1996
266	Steve Cowan vs. Ohio.....	1970
257	Richard Hall vs. Miami (OH).....	2004
256	Robert Cooper at Miami (OH).....	1999

### Season

1,729	DeMarco McCleskey.....	2002
1,685	Robert Tate.....	1995
1,643	Reggie Taylor.....	1986
1,572	Roger Stephens.....	1947
1,471	Reggie Taylor.....	1985
1,461	Allen Harvin.....	1978
1,425	Robert Cooper.....	1999
1,414	James Bettis.....	1980
1,403	Lloyd Pate.....	1968
1,383	Allen Harvin.....	1982

### Career

5,322	Reggie Taylor.....	1983-86
4,113	DeMarco McCleskey.....	1998, 2000-02
4,036	Al McKinney.....	1985-88
3,663	Allen Harvin.....	1978-82
3,542	Robert Cooper.....	1996-99
3,308	Robert Tate.....	1993-96
3,194	James Bettis.....	1978-81
3,174	David Small.....	1991-93
3,010	Lloyd Pate.....	1966-68
2,561	Dom Del Bene.....	1951-53



Robert Tate

## Total Offense (Rushing and Passing)

### Game

#### Total Plays

64	Greg Cook vs. Ohio.....	1968
62	Deontey Kenner at Southern Miss.....	1999
60	Deontey Kenner at Ohio State.....	1999
59	Gino Guidugli vs. UAB.....	2004
58	Gino Guidugli vs. Ohio State.....	2002
58	Deontey Kenner vs. Troy.....	1999
57	Gino Guidugli vs. Temple.....	2003
56	Greg Cook vs. Miami (OH).....	1968
54	Gino Guidugli vs. Miami (OH).....	2002

#### Total Yards

525	Greg Cook vs. Ohio.....	1968
426	Deontey Kenner at Southern Miss.....	1999
412	Bob Hynes vs. Case-Western Reserve.....	1923
407	Deontey Kenner at Ohio State.....	1999
404	Gino Guidugli vs. Louisville.....	2003
392	Gino Guidugli vs. Temple.....	2003
379	Greg Cook vs. Miami (OH).....	1968
377	Danny McCoin vs. Miami (OH).....	1987
377	Greg Cook vs. Louisville.....	1968

### Season

#### Total Plays

541	Gino Guidugli.....	2002
507	Greg Cook.....	1968
501	Gino Guidugli.....	2003
439	Danny McCoin.....	1986
433	Deontey Kenner.....	1999
413	Troy Bodine.....	1984
398	Danny Barrett.....	1982
385	Gino Guidugli.....	2004
364	Gino Guidugli.....	2001
353	Lance Harp.....	1993

#### Total Yards

3,570	Gino Guidugli.....	2002
3,210	Greg Cook.....	1968
2,870	Gino Guidugli.....	2003
2,723	Gino Guidugli.....	2004
2,642	Deontey Kenner.....	1999
2,585	Danny McCoin.....	1986
2,498	Gino Guidugli.....	2001
2,181	Danny Barrett.....	1982
2,076	Troy Bodine.....	1984
2,067	Deontey Kenner.....	1998

### Career

#### Total Plays

1,791	Gino Guidugli.....	2001-04
1,091	Danny McCoin.....	1984-87
1,035	Deontey Kenner.....	1997-2000
955	Lance Harp.....	1991-93
892	Danny Barrett.....	1979-82
876	Reggie Taylor.....	1983-86
849	Albert Johnson.....	1968-71
822	Greg Cook.....	1966-68
811	Chad Plummer.....	1995-98
742	Henry Miller.....	1973-76

#### Total Yards

11,661	Gino Guidugli.....	2001-04
6,558	Deontey Kenner.....	1997-2000
6,210	Danny McCoin.....	1984-87
4,909	Lance Harp.....	1991-93
4,760	Greg Cook.....	1965-68
4,287	Danny Barrett.....	1979-82
4,279	Chad Plummer.....	1995-98
4,242	Reggie Taylor.....	1983-86
3,964	Gene Rossi.....	1950-52
3,627	Troy Bodine.....	1983-84

## Total Offense Year-by-Year

Year	Player	Plays	Yards
1947	Tom O'Malley	81	634
1948	Tom O'Malley	174	885
1949	Tom O'Malley	259	1,466
1950	Gene Rossi	189	945
1951	Gene Rossi	247	1,431
1952	Gene Rossi	243	1,588
1953	Mike Murphy	123	861
1954	Mike Murphy	149	812
1955	Joe Miller *	90	399
1956	Joe Morrison	139	607
1957	Jack Lee	83	401
1958	Jack Lee	191	1,115
1959	Jack Lee	298	1,528
1960	Larry Harp	137	644
1961	Larry Harp	128	368
1962	Bruce Vogelgesang	121	425
1963	Brig Owens	245	1,530
1964	Brig Owens	258	1,448
1965	Bill Bailey *	139	694
1966	Tony Jackson	237	1,017
1967	Greg Cook	232	1,172
1968	Greg Cook	507	3,210
1969	Al Johnson	252	1,135
1970	Steve Cowan *	241	1,235
1971	Al Johnson	273	990
1972	Reggie Harrison *	173	844
1973	Reggie Harrison *	211	883
1974	Henry Miller	219	812
1975	Henry Miller	220	859
1976	Art Bailey	157	656
1977	Art Bailey	168	846
1978	Allen Harvin *	233	1,283
1979	Tony Kapetanias	317	1,460
1980	James Bettis *	212	1,106
1981	Danny Barrett	266	1,182
1982	Danny Barrett	398	2,181
1983	Troy Bodine	252	1,551
1984	Troy Bodine	413	2,076
1985	Danny McCoin	247	1,398
1986	Danny McCoin	439	2,585
1987	Danny McCoin	328	1,950
1988	Glenn Farkas	256	1,183
1989	Glenn Farkas	236	999
1990	Paul Anderson	345	1,556
1991	Lance Harp	255	1,469
1992	Lance Harp	347	1,818
1993	Lance Harp	353	1,622
1994	Eric Vibberts	213	1,231
1995	Eric Vibberts	292	1,738
1996	Chad Plummer	298	1,586
1997	Chad Plummer	339	1,784
1998	Deontey Kenner	295	2,067
1999	Deontey Kenner	433	2,642
2000	Deontey Kenner	292	1,750
2001	Gino Guidugli	364	2,498
2002	Gino Guidugli	541	3,570
2003	Gino Guidugli	501	2,870
2004	Gino Guidugli	385	2,723
2005	Dustin Grutza	406	1,827
2006	Dustin Grutza	310	1,878

\* - denotes running back, others are quarterbacks



# SCORING

## Game

### Total Points

51	Ike Stewart vs. Transylvania.....	1912
36	Bob Heuck vs. Transylvania.....	1912
25	Jim O'Brien vs. Louisville.....	1968
24	DeMarco McCleskey at Arkansas State.....	1998
24	DeMarco McCleskey vs. Houston.....	1998
24	David Small at Houston.....	1993
24	David Small vs. Kent State.....	1992

### Touchdowns

8	Ike Stewart vs. Transylvania.....	1912
6	Bob Heuck vs. Transylvania.....	1912
4	DeMarco McCleskey at Arkansas State.....	1998
4	DeMarco McCleskey vs. Houston.....	1998
4	David Small vs. Houston.....	1993
4	David Small vs. Kent State.....	1993

### Extra Points Made

12	Alonzo Weiss vs. Transylvania.....	1912
9	Steve Schultz vs. Louisiana-Monroe.....	1977
7	Kevin Lovell at Southern Miss.....	2004
7	Jonathan Ruffin at Miami (OH).....	1999
7	Phil Insalaco vs. Austin Peay.....	1988

### Field Goals Made

4	Chris Manfredini vs. Louisville.....	2003
4	Jonathan Ruffin at Hawai'i.....	2002
4	Jonathan Ruffin at Tulane.....	2000
4	Jonathan Ruffin vs. UAB.....	2000
4	Phil Insalaco vs. Indiana State.....	1988
4	Steve Schultz vs. Vanderbilt.....	1976
4	Kevin Lovell at Connecticut.....	2006



Jonathan Ruffin

## Season

### Total Points

142	Jim O'Brien.....	1968
104	Jonathan Ruffin.....	2000
102	DeMarco McCleskey.....	2002
102	David Small.....	1993
101	Jonathan Ruffin.....	2002
90	Ed Kovac.....	1959
84	Tom Dallen.....	1993
82	Al Nelson.....	1964
82	Kevin Lovell.....	2006
75	Eric Richards.....	1995

### Touchdowns

17	DeMarco McCleskey.....	2002
17	David Small.....	1993
15	Ed Kovac.....	1959
13	Al Nelson.....	1964
12	David Small.....	1992
12	Jim O'Brien.....	1968
11	DeMarco McCleskey.....	1998
11	Reggie Taylor.....	1986
11	Tony Kapetanis.....	1979
11	Reggie Harrison.....	1973
11	Joe Miller.....	1954
11	Bob Dougherty.....	1951

### Extra Points Made

44	Jonathan Ruffin.....	2002
39	Kevin Lovell.....	2004
36	Jonathan Ruffin.....	2001
33	Tom Dallen.....	1993
31	Steve Schultz.....	1977
31	Jim O'Brien.....	1968
29	Jim Fogler.....	1982
29	Ralph Pisanelli.....	1952
28	Phil Insalaco.....	1986
28	Kevin Lovell.....	2006

### Extra Points Attempted

46	Jonathan Ruffin.....	2002
40	Kevin Lovell.....	2004
39	Ralph Pisanelli.....	1952
36	Jonathan Ruffin.....	2001
35	Tom Dallen.....	1993
34	Jim Fogler.....	1982
34	Jim O'Brien.....	1968
33	Steve Schultz.....	1977
32	Bill Shalosky.....	1951
30	Phil Insalaco.....	1986

### Extra Point Percentage (min. 20 att.)

1.000	Mike Morton (21-of-21).....	1983
1.000	Robert Barone (22-of-22).....	1985
1.000	Steve Schultz (24-of-24).....	1976
1.000	Phil Insalaco (26-of-26).....	1987
1.000	Eric Richards (26-of-26).....	1996
1.000	Jonathan Ruffin (36-of-36).....	2001
1.000	Kevin Lovell (28-of-28).....	2006
.975	Kevin Lovell (39-of-40).....	2004
.964	Eric Richards (27-of-28).....	1995
.963	Jonathan Ruffin (26-of-27).....	2000
.963	Eric Richards (26-of-27).....	1997

### Field Goals Made

26	Jonathan Ruffin.....	2000
19	Jonathan Ruffin.....	2002
18	Kevin Lovell.....	2006
17	Tom Dallen.....	1993
16	Eric Richards.....	1995
15	Dan Shepherd.....	1975
14	Jim Fogler.....	1982
13	Jim O'Brien.....	1968
13	Eric Richards.....	1996

## Field Goals Attempted

29	Jonathan Ruffin.....	2000
28	Steve Schultz.....	1976
25	Jim O'Brien.....	1968
24	Eric Richards.....	1995
23	Kevin Lovell.....	2006
22	Jonathan Ruffin.....	2002
22	Tom Dallen.....	1993
22	Dan Shepherd.....	1975
21	Eric Richards.....	1996
20	Sal Casola.....	1973

## Field Goal Percentage

.909	Chris Manfredini (10-of-11).....	2003
.897	Jonathan Ruffin (26-of-29).....	2000
.864	Jonathan Ruffin (19-of-22).....	2002
.786	Steve Schultz (11-of-14).....	1978
.783	Kevin Lovell (18-of-23).....	2006
.773	Tom Dallen (17-of-22).....	1993
.769	Mike Schmitt (10-of-13).....	1971
.769	Dan Shepherd (10-of-13).....	1974
.750	Phil Insalaco (9-of-12).....	1988
.750	David Rowe (12-of-16).....	1991
.750	Eric Richards (12-of-16).....	1997
.750	Jonathan Ruffin (12-of-16).....	2001

## Consecutive Games with a Field Goal

11	Jonathan Ruffin.....	2000
10	David Rowe.....	1991
8	Jonathan Ruffin.....	2002
7	Jonathan Ruffin.....	2001
7	Jim Fogler.....	1982
7	Eric Richards.....	1996

## Points Scored By Kicking

104	Jonathan Ruffin.....	2000
101	Jonathan Ruffin.....	2002
84	Tom Dallen.....	1993
82	Kevin Lovell.....	2006
75	Eric Richards.....	1995
72	Kevin Lovell.....	2004
72	Jonathan Ruffin.....	2001
71	Jim Fogler.....	1982
70	Jim O'Brien.....	1968
65	Eric Richards.....	1996
62	Eric Richards.....	1997

## Longest Field Goals Made

58	Jon Bacon vs. Miami (OH).....	1994
54	Dan Shepherd vs. Tulsa.....	1975
53	Sal Casola vs. Memphis.....	1973
51	Steve Schultz vs. Miami (OH).....	1976
50	Eric Richards vs. Southern Miss.....	1997
50	Phil Insalaco vs. Miami (OH).....	1988
49	Steve Schultz vs. Louisville.....	1979
49	Jonathan Ruffin vs. Ohio State.....	2002
48	Eric Richards vs. UAB.....	1997
48	Phil Insalaco vs. West Virginia.....	1987
48	Jim O'Brien vs. West Virginia.....	1969



# SCORING

## Scoring Year-by-Year Leaders

Year	Player	TD	FG	PAT		Points
				1	2	
1947	Alkie Richards	8	0	0	0	48
	Roger Stephens	8	0	0	0	48
1948	Jim Dougherty	4	0	0	0	24
1949	Bob Stratton	6	0	0	0	36
1950	Jim Kelly	9	0	1	0	55
1951	Bob Dougherty	11	0	0	0	66
1952	Joe Delaney	9	0	0	0	54
1953	Joe Concilla	9	0	0	0	54
1954	Joe Miller	11	0	0	0	66
1955	Joe Miller	3	0	0	0	18
	Jim Niemann	3	0	0	0	18
1956	Joe Morrison	7	0	0	0	42
1957	Barry Maroney	5	0	0	0	30
1958	Joe Morrison	9	0	0	1	56
1959	Ed Kovac	15	0	0	0	90
1960	Fred Oblak	7	0	0	0	42
1961	Fred Hynoski	3	0	0	0	18
1962	Royce Starks	6	0	4	2	44
1963	Brig Owens	6	0	2	0	38
	Pete Rekstis	6	0	0	1	38
1964	Al Nelson	13	0	0	2	82
1965	Bill Bailey	7	0	0	0	42
1966	Clem Turner	7	1	2	0	47
1967	Lloyd Pate	6	0	0	1	38
1968	Jim O'Brien	12	13	31	0	142
1969	Jim O'Brien	5	7	19	0	70
1970	Steve Cowan	9	0	0	0	54
1971	Reggie Harrison	9	0	0	0	54
1972	Reggie Harrison	6	0	0	0	36
1973	Reggie Harrison	11	0	0	0	66
1974	Dan Shepherd	0	10	25	0	55
1975	Dan Shepherd	0	15	14	0	59
1976	Steve Schultz	0	12	24	0	60
1977	Steve Schultz	0	7	31	0	52
1978	Steve Schultz	0	11	26	0	59
1979	Tony Kapetanias	11	0	0	0	66
1980	Rich Karlis	0	10	12	0	42
1981	Jim Fogler	0	7	18	0	39
1982	Jim Fogler	0	14	29	0	71
1983	Mike Morton	0	11	21	0	54
1984	Reggie Taylor	10	0	0	0	60
1985	Robert Barone	0	11	22	0	59
1986	Reggie Taylor	11	0	0	0	66
1987	Phil Insalaco	0	8	26	0	50
1988	Phil Insalaco	0	9	22	0	49
1989	Chad Volland	0	9	12	0	39
1990	David Rowe	0	7	13	0	34
1991	David Rowe	0	12	17	0	53
1992	David Small	12	0	0	0	72
1993	David Small	17	0	0	0	102
1994	Paul Blackwood	7	0	0	0	42
1995	Eric Richards	0	16	27	0	75
1996	Eric Richards	0	13	26	0	65
1997	Eric Richards	0	12	26	0	62
1998	DeMarco McCleskey	11	0	0	0	66
1999	Robert Cooper	9	0	0	0	54
2000	Jonathan Ruffin	0	26	26	0	104
2001	Jonathan Ruffin	0	12	36	0	72
2002	DeMarco McCleskey	17	0	0	0	102
2003	Richard Hall	10	0	0	0	60
2004	Kevin Lovell	0	11	39	0	72
2005	Bradley Glatthaar	7	0	0	0	42
2006	Kevin Lovell	0	18	23	0	82

## Career

Total Points	
315	Jonathan Ruffin.....1999-2002
248	DeMarco McCleskey.....1998, 2000-02
247	Jim O'Brien.....1967-69
203	Steve Schultz.....1976-79
202	Eric Richards.....1994-97
198	David Small.....1991-93
184	Kevin Lovell.....2004-06
162	Reggie Taylor.....1983-86
160	Phil Insalaco.....1986-88
156	Reggie Harrison.....1967-69

## Touchdowns

41	DeMarco McCleskey.....1998, 2000-02
33	David Small.....1991-93
27	Reggie Harrison.....1971-73
26	Reggie Taylor.....1983-86
26	Bob Heuck.....1910-12
21	Jim O'Brien.....1967-69
21	Joe Morrison.....1956-58
21	Joe Concilla.....1951-53
19	Tony Kapetanias.....1977-79
19	Jesse Taylor.....1968-70
19	Ed Kovac.....1957-59

## Extra Points Made

129	Jonathan Ruffin.....1999-2002
98	Steve Schultz.....1976-79
85	Kevin Lovell.....2004-06
79	Eric Richards.....1994-97
76	Phil Insalaco.....1986-88
61	Jim O'Brien.....1967-69
51	Tom Dallen.....1993-94
50	Ralph Pisanelli.....1952-53
47	Jim Fogler.....1981-82
44	Mike Schmitt.....1970-71

## Extra Points Attempted

134	Jonathan Ruffin.....1999-2002
103	Steve Schultz.....1976-79
86	Kevin Lovell.....2004-06
81	Eric Richards.....1994-97
79	Phil Insalaco.....1986-88
68	Jim O'Brien.....1967-69
66	Ralph Pisanelli.....1952-53
54	Jim Fogler.....1981-82
53	Tom Dallen.....1993-94
52	Ferd Maccioli.....1953-55

## Extra Point Percentage (Min. 30 Att.)

.988	Kevin Lovell (85-of-86).....2004-06
.978	Eric Richards (89-of-91).....1994-97
.974	Mike Morton (37-of-38).....1983-84
.963	Jonathan Ruffin (129-of-134).....1999-2002
.962	Tom Dallen (51-of-53).....1993-94
.962	Phil Insalaco (76-of-79).....1986-88
.951	Steve Schultz (98-of-103).....1976-79
.936	Mike Schmitt (44-of-47).....1969-71
.929	Dan Shepherd (39-of-42).....1974-75
.897	Jim O'Brien (61-of-68).....1967-69

## Consecutive Extra Points Made

82	Kevin Lovell.....2004-06
65	Jonathan Ruffin.....2000-2002
63	Eric Richards.....1994-97
38	Phil Insalaco.....1986-88
36	Mike Morton.....1983-84
25	Tom Dallen.....1993-94
24	Steve Schultz.....1976

## Field Goals Made

62	Jonathan Ruffin.....1999-2002
41	Eric Richards.....1994-97
35	Steve Schultz.....1976-79
33	Kevin Lovell.....2004-06
28	Phil Insalaco.....1986-88
25	Dan Shepherd.....1973-75
23	Tom Dallen.....1993-94
21	Jim Fogler.....1981-82
20	Jim O'Brien.....1967-69
19	David Rowe.....1990-91

## Field Goals Attempted

79	Jonathan Ruffin.....1999-2002
68	Steve Schultz.....1976-79
62	Eric Richards.....1994-97
47	Kevin Lovell.....2004-06
44	Jim O'Brien.....1967-69
41	Phil Insalaco.....1986-88
41	Sal Casola.....1972-73
35	Dan Shepherd.....1973-75
34	Tom Dallen.....1993-94
31	Jim Fogler.....1981-82

## Field Goal Percentage

.785	Jonathan Ruffin (62-of-79).....1999-2002
.731	David Rowe (19-of-26).....1990-91
.714	Dan Shepherd (25-of-35).....1973-75
.702	Kevin Lovell (33-of-47).....2004-06
.683	Phil Insalaco (28-of-41).....1986-88
.677	Jim Fogler (21-of-31).....1981-83
.676	Tom Dallen (23-of-34).....1993-94
.672	Eric Richards (41-of-61).....1994-97
.630	Mike Morton (17-of-27).....1983-84
.515	Steve Schultz (35-of-68).....1976-79

## Consecutive Field Goals Made

13	Jonathan Ruffin.....2002
12	Jonathan Ruffin.....2000
11	Kevin Lovell.....2006
8	Jonathan Ruffin.....2001
8	Eric Richards.....1997
7	Jonathan Ruffin.....2000
7	Phil Insalaco.....1987
7	Kevin Lovell.....2005-06
6	Eric Richards.....1995
6	Mike Morton.....1983

## Points Scored By Kicking

315	Jonathan Ruffin.....1999-2002
203	Steve Schultz.....1976-79
202	Eric Richards.....1994-97
184	Kevin Lovell.....2004-06
160	Phil Insalaco.....1986-88
121	Jim O'Brien.....1967-69
120	Tom Dallen.....1993-94
114	Dan Shepherd.....1973-75
110	Jim Fogler.....1981-82
89	Mike Schmitt.....1970-71

## Consecutive Games Scored in

47	Jonathan Ruffin.....1999-2002
24	Jim O'Brien.....1968-69
19	Eric Richards.....1996-97



# PUNTING

## Punting Year-by-Year Leaders

Year	Player	Punts	Yards	Avg.
1947	Tom O'Malley	38	1,368	36.0
1948	Tom O'Malley	47	1,558	33.0
1949	Tom O'Malley	58	1,870	32.2
1950	Jack Delaney	30	1,098	36.6
1951	John Mooth	43	1,624	37.8
1952	Jack Delaney	30	1,098	36.6
1953	Dick Goist	21	752	35.8
1954	Jim Niemann	8	323	40.4
1955	Jim Niemann	23	878	38.2
1956	Jim Niemann	24	964	40.2
1957	Larry DeVincentis	39	1,592	40.8
1958	Gene Johnson	36	1,265	35.1
1959	Dave Ritchie	31	1,172	37.8
1960	Dave Ritchie	47	1,833	39.0
1961	Fred Hynoski	34	1,311	38.6
1962	Fred Hynoski	39	1,364	35.0
1963	Brig Owens	34	1,285	37.8
1964	Brig Owens	33	1,208	36.6
1965	Steve Schweitzer	49	1,923	39.2
1966	Jim Denk	64	2,406	37.6
1967	Tom Chlebeck	37	1,295	35.0
1968	Benny Rhoads	45	1,911	42.5
1969	Benny Rhoads	70	2,703	38.6
1970	Clem Fennell	70	2,638	37.7
1971	Clem Fennell	63	2,419	38.4
1972	Clem Fennell	71	2,767	39.0
1973	Jeff West	55	2,339	42.5
1974	Jeff West	77	3,192	41.5
1975	Mike Connell	61	2,568	42.1
1976	Mike Connell	72	3,095	43.0
1977	Mike Connell	60	2,571	42.8
1978	Phil Peckich	26	986	37.9
1979	Phil Peckich	45	1,731	38.4
1980	Mark Householder	62	2,096	33.8
1981	Phil Peckich	80	3,155	39.4
1982	Phil Peckich	54	2,133	39.5
1983	Shaun Burdick	68	2,400	35.3
1984	Shaun Burdick	64	2,522	39.4
1985	Shaun Burdick	53	2,224	42.0
1986	Shaun Burdick	50	2,101	42.0
1987	Jeff Jones	32	1,179	36.8
1988	Jeff Jones	42	1,522	36.2
1989	Jeff Jones	69	2,658	38.5
1990	Jeff Jones	73	2,821	38.6
1991	Jeff Blaylock	57	1,949	34.2
1992	Jeff Blaylock	67	2,490	37.2
1993	Jeff Blaylock	61	2,296	37.6
1994	Jeff Blaylock	51	1,976	38.7
1995	Steve Smith	63	2,383	37.8
1996	Steve Smith	68	2,795	41.1
1997	Doug Johnson	66	2,700	40.9
1998	Adam Wulfeck	40	1,586	39.7
1999	Adam Wulfeck	54	2,279	42.2
2000	Adam Wulfeck	56	2,343	41.8
2001	Adam Wulfeck	64	2,800	43.8
2002	Chet Ervin	66	2,511	38.0
2003	Chet Ervin	63	2,451	38.9
2004	Chet Ervin	45	1,852	41.2
2005	Chet Ervin	67	2,632	39.3
2006	Kevin Steel	70	2,715	38.8

## Game

Punts		
13	Phil Peckich at Pittsburgh.....	1981
12	Steve Smith at Louisville .....	1996
12	Steve Smith at Virginia Tech .....	1995
12	Mike Connell at Arizona State .....	1976
12	Don McMillan at Tulsa .....	1946

## Punting Yards

510	Steve Smith at Louisville .....	1996
502	Mike Connell vs. Arizona State .....	1976
460	Clem Fennell at North Texas State .....	1970
456	Doug Johnson at Boston College .....	1997
452	Steve Smith at Virginia Tech .....	1995

## Punting Average

54.0	Adam Wulfeck vs. Miami (OH) (2 punts) .....	1999
53.0	John Mooth vs. Ohio (4 punts) .....	1952
52.0	Jeff Blaylock vs. Tulsa (2 punts) .....	1994
51.0	Adam Wulfeck vs. Tulane (5 punts) .....	2001
50.5	Kevin Huber vs. W. Michigan (2 punts) .....	2007

## Longest Punts

78	Mike Connell vs. Louisiana-Lafayette .....	1976
75	Clem Fennell at Louisville .....	1971
72	Doug Johnson vs. Memphis .....	1997
69	Adam Wulfeck at Army .....	2001
68	Jeff Blaylock at Tulsa .....	1993
67	Shaun Burdick vs. Virginia Tech .....	1985
67	Dave Ritchie at Houston .....	1959
66	Brig Owens vs. Tulsa .....	1964
65	Chet Ervin vs. Louisville .....	2005
65	Adam Wulfeck vs. Syracuse .....	2000
65	Jeff Blaylock at Miami (OH) .....	1994
65	Brig Owens at Tulsa .....	1963



Adam Wulfeck

## Season

Punts		
80	Phil Peckich .....	1981
77	Jeff West .....	1974
73	Jeff Jones .....	1990
72	Mike Connell .....	1976
71	Clem Fennell .....	1972
70	Benny Rhoads .....	1969
70	Clem Fennell .....	1970
70	Brian Steel .....	2006
69	Jeff Jones .....	1989
68	Steve Smith .....	1996
68	Shaun Burdick .....	1983

## Punting Yards

3,192	Jeff West .....	1974
3,155	Phil Peckich .....	1981
3,095	Mike Connell .....	1976
2,821	Jeff Jones .....	1990
2,800	Adam Wulfeck .....	2001
2,795	Steve Smith .....	1996
2,767	Clem Fennell .....	1972
2,715	Brian Steel .....	2006
2,703	Benny Rhoads .....	1969
2,700	Doug Johnson .....	1997

## Punting Average (Min. 25 Punts)

43.75	Adam Wulfeck .....	2001
42.99	Mike Connell .....	1976
42.85	Mike Connell .....	1977
42.53	Jeff West .....	1973
42.47	Benny Rhoads .....	1968
42.20	Adam Wulfeck .....	1999
42.10	Mike Connell .....	1975
42.02	Shaun Burdick .....	1986
41.96	Shaun Burdick .....	1985
41.84	Adam Wulfeck .....	2000

## Career

Punts		
241	Chet Ervin .....	2002-05
236	Jeff Blaylock .....	1991-94
235	Shaun Burdick .....	1983-86
216	Jeff Jones .....	1987-90
214	Adam Wulfeck .....	1998-2001
205	Phil Peckich .....	1978-82
204	Clem Fennell .....	1970-72
194	Mike Connell .....	1974-77
143	Tom O'Malley .....	1947-49
132	Jeff West .....	1973-74

## Punting Yards

9,446	Chet Ervin .....	2002-05
9,244	Shaun Burdick .....	1983-86
9,008	Adam Wulfeck .....	1998-2001
8,711	Jeff Blaylock .....	1991-94
8,247	Mike Connell .....	1974-77
8,180	Jeff Jones .....	1987-90
8,005	Phil Peckich .....	1978-82
7,824	Clem Fennell .....	1970-72
5,531	Jeff West .....	1973-74
5,178	Steve Smith .....	1995-96

## Punting Average (Min. 50 Punts)

42.51	Mike Connell .....	1974-77
42.05	Adam Wulfeck .....	1998-2001
41.90	Jeff West .....	1973-74
41.09	Doug Johnson .....	1996-97
40.12	Benny Rhoads .....	1967-69
39.52	Steve Smith .....	1995-96
39.36	Jim Niemann .....	1954-56
39.34	Shaun Burdick .....	1983-86
39.20	Chet Ervin .....	2002-05
39.05	Phil Peckich .....	1978-82

# KICKOFF RETURNS

## Game

### Kickoff Returns

8	LaDaris Vann vs. East Carolina.....	1999
7	Antonio Chatman vs. Indiana .....	2000
7	Donald McKnight vs. Syracuse .....	1998
7	Lloyd Pate vs. Houston.....	1968
6	accomplished five times, last done by Tye Keith vs. UAB .....	2002

### Kickoff Return Yards

218	Roger Stephens vs. Dayton .....	1947
192	Keith Jenkins vs. Houston .....	1975
186	Roger Stephens vs. Dayton .....	1947
176	LaDaris Vann vs. East Carolina.....	1999
150	Brian Jenkins vs. Penn State .....	1992


### Kickoff Returns For Touchdowns

1	Accomplished 18 times
---	-----------------------

## Season

### Kickoff Returns

33	Donald McKnight .....	1998
31	Dwayne Hunter .....	1987
29	Bobby Brown .....	1989
29	Russell Cooper.....	1980
24	Antonio Chatman.....	2000
24	Ralph Williams .....	1979
23	Mike Daniels .....	2004
23	Brian Jenkins.....	1992
23	Howard Hill .....	1978
23	Lloyd Pate .....	1968



Donald McKnight



Brian Jenkins

### Kickoff Return Yards

652	Russell Cooper.....	1980
647	Donald McKnight .....	1998
611	Dwayne Hunter.....	1987
603	Bobby Brown .....	1989
541	Dominick Goodman .....	2006
515	Robert Tate.....	1995
505	Brian Jenkins.....	1992
489	Artrell Hawkins .....	1997
476	Antonio Chatman.....	2000
456	Jay Smith .....	1973

### Kickoff Return Average (Min. 1.5 KOR/G)

34.33	Robert Tate.....	1995
31.50	Chris Hewitt .....	1993
29.13	Keith Jenkins.....	1975
27.73	Tom Marvaso.....	1974
25.81	Mel Riggins.....	1971
25.76	Dominick Goodman .....	2006
25.47	Lloyd Pate .....	1967
25.33	Jay Smith .....	1973
24.45	Artrell Hawkins .....	1997
24.40	Robert Tate.....	1994

### Kickoff Returns For Touchdowns

1	Accomplished 18 times
---	-----------------------

## Career

### Kickoff Returns

62	Brian Jenkins.....	1990-93
50	Lloyd Pate .....	1966-68
49	Al McKinney.....	1985-88
44	Joe Abrams .....	1988-92
42	Dominick Goodman .....	2005-06
41	Robert Tate.....	1993-96
41	Bobby Brown .....	1989-90
39	Donald McKnight .....	1995-98
38	Dick James .....	1970-72
35	Jesse Taylor .....	1968-70

### Kickoff Returns Yards

1,506	Brian Jenkins.....	1990-93
1,083	Robert Tate.....	1993-96
994	Lloyd Pate .....	1966-68
985	Al McKinney.....	1985-88
934	Dominick Goodman .....	2005-06
870	Joe Abrams .....	1988-92
837	Dick James .....	1970-72
823	Bobby Brown .....	1989-90
772	Donald McKnight .....	1995-98
742	Chris Hewitt .....	1993-96

### Kickoff Returns Average (Min. 25 KOR)

28.54	Chris Hewitt .....	1993-95
26.41	Robert Tate.....	1993-95
24.73	Mel Riggins .....	1970-71
24.29	Brian Jenkins.....	1990-93
22.48	Russell Cooper.....	1980
22.24	Dominick Goodman .....	2005-06
22.03	Antonio Chatman .....	1999-00
22.03	Dick James .....	1970-72
20.64	Malcolm Darden.....	1983-84
20.10	Al McKinney.....	1985-88

### Kickoff Returns For Touchdowns

2	Mel Riggins.....	1970-71
1	Accomplished 16 times	

## Longest Kickoff Return

100	Walter Heuck vs. Denison (TD)	1910
99	Keith Jenkins vs. Houston (TD)	1975
98	Jay Smith vs. Xavier (TD)	1973
95	Malcolm Darden vs. Cornell (TD)	1983
93	Ken Schuler vs. North Texas State	1969
93	Lloyd Pate vs. Tulsa (TD)	1967
93	Fred Oblak vs. Hardin-Simmons (TD)	1960
93	Barry Maroney vs. Wichita State (TD)	1957
92	Mel Riggins vs. Memphis (TD)	1971
91	Mel Riggins vs. Xavier (TD)	1970



# PUNT RETURNS

## Game

### Punt Returns

7	Mike Daniels vs. Western Carolina	2005
7	Tinker Keck vs. Kansas	1997
7	Charley Bland vs. Villanova	1973
6	LaDaris Vann vs. Connecticut	2001
6	Robert Tate vs. Kentucky	1996
6	Gene Rossi vs. Western Michigan	1949

### Punt Return Yards

161	Gene Gibson vs. Ohio	1949
122	Tinker Keck vs. Louisville	1997
103	Gene Gibson vs. Western Michigan	1949
98	Errol Prisy vs. North Texas State	1963
97	Tinker Keck vs. Miami (OH)	1997
90	Jack Delaney vs. Case-Western Reserve	1951
88	Paul Hunter vs. Wichita State	1972
82	Robert Tate vs. Southern Miss	1996

### Punt Return Touchdowns

2	Tinker Keck vs. Louisville	1997
2	Gene Gibson vs. Ohio	1949
1	Accomplished 25 times	

## Punt Return Touchdowns

Listed below are the 30 punts that Cincinnati has returned for touchdowns since 1948:

98	Errol Prisy vs. North Texas State	1963
85	Dom Del Bene vs. Hardin-Simmons	1951
84	Joe Morrison vs. Marquette	1956
78	Tinker Keck vs. Louisville	1997
78	Tony Jackson vs. Dayton	1967
77	Fred Hynoski vs. Wichita State	1961
75	Gene Gibson vs. Louisville	1950
73	Tinker Keck vs. Miami (OH)	1997
70	Gene Gibson vs. Ohio	1949
69	Tom Marvaso vs. Chattanooga	1974
68	Joe Morrison vs. Detroit	1956
67	Charley Bland vs. Louisiana-Lafayette	1973
62	Tinker Keck vs. Memphis	1997
62	Billy Hunter at Wichita State	1972
62	Joe Morrison vs. Tulsa	1958
59	Gene Gibson vs. Case-Western Reserve	1950
55	Gene Gibson vs. Ohio	1949
54	Tom Marvaso at Wichita State	1974
50	Gene Gibson at Western Michigan	1950
45	Antwan Peek at UAB *	2001
44	Tinker Keck vs. Louisville	1997
42	Ed Wolf vs. North Texas State *	1959
34	Mike Hilliard at Texas A&M *	1971
27	Dan Vete vs. Villanova *	1979
22	Scott Powers at Penn State *	1988
12	Jim Driscoll at Kansas State *	1951
9	Antwan Giddens vs. Marshall*	2004
6	Freddie Logan at Pittsburgh *	1981
5	Anthony Ladd vs. Kentucky *	1996
0	Gerard Brayboy vs. Tulane *	1998

\* - Returned following a blocked punt

## Season

### Punt Returns

38	Tinker Keck	1997
38	Charley Bland	1973
37	Tom Marvaso	1975
36	Tye Keith	2002
35	LaDaris Vann	2001
34	Tom Marvaso	1974
31	Keith Jenkins	1976
30	Bill Davis	1988
29	Lamont Patterson	1982
28	Tinker Keck	1999
28	Robert Tate	1995

### Punt Return Yards

577	Tinker Keck	1997
438	Gene Gibson	1949
342	Tom Marvaso	1974
322	Gene Gibson	1950
302	Charley Bland	1973
289	LaDaris Vann	2001
280	Tye Keith	2002
274	Keith Jenkins	1976
252	Robert Tate	1996
240	Robert Tate	1995

### Punt Return Average (Min. 10 Returns)

20.86	Gene Gibson	1949
20.12	Gene Gibson	1950
19.82	Jack Delaney	1951
17.36	Billy Hunter	1972
16.23	Dom Del Bene	1951
15.19	Tinker Keck	1997
14.00	Tony Jackson	1967
12.27	Sy Staymen	1948
10.82	Roger Stephens	1947
10.58	Brian Jenkins	1990

### Punt Return Touchdowns

4	Tinker Keck	1997
3	Gene Gibson	1949
2	Tom Marvaso	1974
2	Joe Morrison	1956
2	Gene Gibson	1949
1	Accomplished 16 times	



Gene Gibson



Tinker Keck

## Career

### Punt Returns

73	Robert Tate	1993-96
73	Tom Marvaso	1974-75
68	Tinker Keck	1997-99
60	Lamont Patterson	1979-82
55	Billy Hunter	1970-72
43	Charley Bland	1970-73
38	Dom Del Bene	1951-53
37	Tye Keith	1999-02
37	Gene Gibson	1949-50
36	LaDaris Vann	1999-2002

### Punt Return Yards

804	Tinker Keck	1997-99
760	Gene Gibson	1949-50
637	Robert Tate	1993-96
575	Tom Marvaso	1974-75
473	Billy Hunter	1970-72
443	Lamont Patterson	1979-82
396	Dom Del Bene	1951-53
333	Charley Bland	1970-73
301	Jack Delaney	1950-52
293	LaDaris Vann	1999-2002

### Punt Return Average

20.54	Gene Gibson	1949-50
14.33	Jack Delaney	1950-52
11.82	Tinker Keck	1997-99
10.57	Brian Jenkins	1990-92
10.42	Dom Del Bene	1951-53
9.09	Jim Niemann	1954-56
8.84	Keith Jenkins	1975-76
8.73	Robert Tate	1993-96
8.60	Billy Hunter	1970-72
8.14	LaDaris Vann	1999-02
7.88	Tom Marvaso	1974-75

### Punt Return Touchdowns

5	Gene Gibson	1949-50
4	Tinker Keck	1997-99
3	Joe Morrison	1956-58
2	Tom Marvaso	1974-75
1	Accomplished 15 times	

# INTERCEPTIONS

## Year-by-Year Leaders

Year	Player	Int.	Yards
1948	Three tied	2	—
1949	Don Jansen	4	61
1950	Don Jansen	4	20
1951	Four tied	4	—
1952	Don Polagyi	6	78
1953	Don Fritz	2	5
1954	Mike Murphy	4	47
1955	Seven tied with	1	—
1956	Joe Morrison	2	175
	Two others	2	—
1957	Barry Maroney	5	27
1958	Joe Morrison	4	65
	Ed Kovac	4	49
1959	Three tied	3	—
1960	Andy Chiodi	3	52
	Howard Converse	3	25
1961	Tom Reinstatler	4	72
1962	Al Nelson	2	3
	Royce Starks	2	0
1963	Bruce Vogelgesang	3	59
1964	Royce Starks	3	60
1965	Bill Madeya	6	26
1966	Steve Schweitzer	4	58
	Ken Jordan	4	22
1967	Ken Jordan	3	0
1968	Larry Eiben	3	31
1969	Tony Sexton	3	86
1970	Ed Bolis	6	38
1971	Butch Alberts	4	7
1972	Billy Hunter	4	52
1973	Charlie Bland	4	50
1974	Dana Bible	4	16
1975	Keith Jenkins	5	68
1976	Keith Jenkins	4	105
1977	Marcellus Greene	3	57
1978	John Butz	5	58
1979	Robert Gibbs	3	18
1980	Three tied	2	—
1981	Freddie Logan	5	40
1982	Antonio Gibson	4	105
1983	Robert Gibbs	5	60
1984	Jon Jon Thomas	2	35
1985	Three tied	2	—
1986	John Lewis	4	49
1987	Six tied	1	—
1988	Art Sheffield	2	91
	Ronnie Shannon	2	5
1989	Marvin Bowman	4	83
1990	Rodney Harris	3	119
	Kelly Sims	3	26
1991	Jocelyn Borgella	3	34
	Latish Kinsler	3	35
1992	Jocelyn Borgella	5	171
1993	Jocelyn Borgella	4	58
1994	Darrell Harding	2	44
1995	Sam Barnes	6	101
1996	Jermaine Trent	3	30
1997	Tinker Keck	4	42
1998	Blue Adams	4	57
1999	Gerry Ruff	3	33
2000	DeJuan Gossett	3	54
	Anthony Thomas	3	34
2001	Zach Norton	3	15
2002	Blue Adams	6	104
2003	Daven Holly	6	58
2004	Doug Monaghan	4	46
2005	Dominic Ross	2	2
	Haruki Nakamura	2	0
2006	Dominic Ross	4	14



Jocelyn Borgella

## Game

### Interceptions

4	Bob Hynes vs. Ohio Northern	1923
3	accomplished five times	

### Interception Return Yards

123	Shawn Ferguson vs. Memphis	1998
96	Jocelyn Borgella vs. Rutgers	1992
96	Bob Del Rosa vs. Oklahoma State	1958
88	Joe Morrison vs. Dayton	1956
87	Joe Morrison vs. Wichita State	1956

### Interception Returns for Touchdowns

2	Shawn Ferguson vs. Memphis	1998
1	accomplished 46 times	

## Season

### Interceptions

6	Daven Holly	2003
6	Blue Adams	2002
6	Sam Barnes	1995
6	Ed Bolis	1970
6	Bill Madeya	1965
6	Don Polagyi	1952
5	Jocelyn Borgella	1992
5	Robert Gibbs	1983
5	John Butz	1978
5	Barry Maroney	1957

### Interception Return Yards

175	Joe Morrison	1956
171	Jocelyn Borgella	1992
159	John Mooth	1951
123	Shawn Ferguson	1998
119	Rodney Harris	1990
116	Bob Del Rosa	1958
112	Chris Hewitt	1995
108	Gene Gibson	1949
105	Antonio Gibson	1982
105	Keith Jenkins	1976

### Interception Returns for Touchdowns

2	Blue Adams	2002
2	Shawn Ferguson	1998
2	Joe Morrison	1956



Blue Adams

## Career

### Interceptions

12	Blue Adams	1998-2002
12	Jocelyn Borgella	1990-93
11	Ed Bolis	1970-72
9	Daven Holly	2001-04
9	Doug Monaghan	2001-04
9	Zach Norton	2000-03
9	Sam Barnes	1993-96
9	Keith Jenkins	1975-76
9	Billy Hunter	1970-72
9	Don Fritz	1951-53
8	Latish Kinsler	1990-93
8	Robert Gibbs	1979-83
8	Ed Kovac	1957-59

### Interception Return Yards

263	Jocelyn Borgella	1990-93
263	Joe Morrison	1956-58
254	Gene Gibson	1949-50
177	Blue Adams	1998-2002
173	Keith Jenkins	1975-76
171	Shawn Ferguson	1995-98
164	Chris Hewitt	1993-96
159	John Mooth	1951-53
157	Zach Norton	2000-03
157	Sam Barnes	1993-96

### Interception Returns for Touchdowns

3	Shawn Ferguson	1995-98
2	Zach Norton	2000-03
2	Blue Adams	1998-2002
2	Joe Morrison	1956

## Longest Interception Returns

96	Bob Del Rosa vs. Oklahoma State (TD)	1958
88	Joe Morrison vs. Dayton (TD)	1956
87	Joe Morrison vs. Wichita State (TD)	1956
84	DeAngelo Smith vs. Rutgers (TD)	2006
83	Shawn Ferguson vs. Memphis (TD)	1998
83	Art Sheffield vs. Indiana State (TD)	1988
80	Gene Gibson vs. Mississippi State (TD)	1949
78	Barry Maroney vs. Dayton (TD)	1956
77	Greg Butler vs. Villanova (TD)	1972
73	Dick Pardini vs. Toledo (TD)	1953



# TACKLES

## Game

### Total Tackles

24	Vaughn Booker vs. East Carolina.....	1987
23	Brad Jackson vs. Boston College.....	1997
23	Jerome Brinson vs. Oklahoma State.....	1987
22	Sam Gaines vs. Vanderbilt.....	1994
22	Jason Coppess vs. Bowling Green.....	1993
22	Alex Gordon vs. Miami (OH).....	1986
22	Brad Nothacker vs. Penn State.....	1985
21	Jack Brusciannelli vs. West Virginia.....	1989
21	Mike Kelly vs. Rutgers.....	1987
20	Muhammed El-Mubarak vs. Tulsa.....	1995
20	Chris Hewitt vs. Indiana.....	1994

## Season

### Total Tackles

186	Mike Brookins.....	1979
168	Brad Jackson.....	1997
161	Karl Woods.....	1980
158	Jerome Brinson.....	1983
155	Karl Woods.....	1978
147	Dwayne Berry.....	1978
145	Muhammed El-Mubarak.....	1995
143	Linwood Marshall.....	1983
140	Howie Kurnick.....	1978
138	Phillip Curry.....	1997
138	Antonio Gibson.....	1982

### Solo Tackles

101	Howie Kurnick.....	1978
94	Linwood Marshall.....	1983
93	Brad Jackson.....	1997
93	Mike Brookins.....	1979
90	Muhammed El-Mubarak.....	1995
90	Jerome Brinson.....	1983
88	Sam Gaines.....	1994
83	Phillip Curry.....	1997
82	DeJuan Gossett.....	1999
80	Jack Brusciannelli.....	1988

### Assisted Tackles

99	Karl Woods.....	1980
93	Mike Brookins.....	1979
83	Karl Woods.....	1978
82	Alex Gordon.....	1985
78	Dwayne Berry.....	1978
75	Brad Jackson.....	1997
75	Richard Rhodes.....	1985
74	Antonio Gibson.....	1982
73	Alex Gordon.....	1986
69	Toney Catchings.....	1986
69	Antonio Gibson.....	1981



**Antwan Peek**

### Tackles for Loss

28	Mike Gates.....	1980
22	Trent Cole.....	2004
22	Antwan Peek.....	2001
21	Antwan Peek.....	2002
21	Phil Poirier.....	1989
20	Nate Dingle.....	1992
18	Tyjuan Hagler.....	2002
18	Andrew Stewart.....	1988
17	Phillip Curry.....	1995
15	Jamar Enzor.....	2002
15	Phillip Curry.....	1996
15	Andrew Stewart.....	1987
15	Errol Cleveland.....	1982

### Quarterback Sacks

12.5	Antwan Peek.....	2001
9.0	Andrew Stewart.....	1987
8.5	Trent Cole.....	2004
8.5	Antwan Peek.....	2000
8.0	George Jamison.....	1982
8.0	Errol Cleveland.....	1982
8.0	Dwayne Berry.....	1978
7.0	Andre Frazier.....	2003
7.0	Darrius Felder.....	1996
7.0	Nate Dingle.....	1991
7.0	Toney Catchings.....	1986

### Fumble Recoveries

6	John Vitro.....	1975
5	Antwan Peek.....	2002
5	Ronnie Shannon.....	1990
5	Howie Kurnick.....	1978
5	Howie Kurnick.....	1976
5	Joe Bardaro.....	1968

## Career

### Total Tackles

487	Phillip Curry.....	1994-97
423	Karl Woods.....	1977-80
392	Brad Jackson.....	1994-97
356	Mike Brookins.....	1979-81
352	Alex Gordon.....	1983-86
351	Hassan Champion.....	1995-98
351	Joe Olding.....	1979-82
338	Doug Monaghan.....	2001-04
327	DeJuan Gossett.....	1997-2000
317	Sam Gaines.....	1993-96

### Solo Tackles

268	Phillip Curry.....	1994-97
222	DeJuan Gossett.....	1997-2000
216	Brad Jackson.....	1994-97
208	Ivan Fields.....	1999-2002
206	Sam Gaines.....	1993-96
200	Doug Monaghan.....	2001-04
190	Mike Brookins.....	1979-81
184	Hassan Champion.....	1995-98
182	Reggie Hudson.....	1991-94
179	Karl Woods.....	1977-80

### Assisted Tackles

244	Karl Woods.....	1979-81
219	Phillip Curry.....	1994-97
192	Alex Gordon.....	1983-86
176	Brad Jackson.....	1994-97
175	Joe Olding.....	1979-82
168	Howie Kurnick.....	1975-78
167	Hassan Champion.....	1995-98
166	Mike Brookins.....	1979-81
144	Richard Rhodes.....	1985-87

### Tackles for Loss

56.0	Antwan Peek.....	1998-2002
48.0	Trent Cole.....	2002-04
46.0	Nate Dingle.....	1990-93
45.0	Phillip Curry.....	1994-97
44.5	Andre Frazier.....	2001-04
38.0	Alex Gordon.....	1983-86
37.0	George Jamison.....	1980-83
36.0	Andrew Stewart.....	1986-88
34.5	Tyjuan Hagler.....	2002-04
32.0	Brad Jackson.....	1994-97
32.0	Mike Hurst.....	1980-81

### Quarterback Sacks

27.0	Antwan Peek.....	1998-2002
22.5	Andre Frazier.....	2001-04
18.5	Trent Cole.....	2002-04
18.0	Nate Dingle.....	1990-93
18.0	George Jamison.....	1980-83
16.0	Andrew Stewart.....	1986-88
15.0	Derrick Ransom.....	1994-97
14.0	Errol Cleveland.....	1981-83
13.0	Brad Jackson.....	1994-97
13.0	Darrius Felder.....	1993-96
13.0	Alex Gordon.....	1983-86

### Fumble Recoveries

12	John Vitro.....	1973-75
10	Antwan Peek.....	1998-2002
10	Howie Kurnick.....	1975-77
9	Ronnie Shannon.....	1988-91
9	David Mann.....	1975-77
7	Marion Ford.....	1972-73
7	Charlie Stovall.....	1971-72



# SINGLE-GAME OFFENSE

**Most Points**

124	vs. Transylvania .....	1912
115	vs. Kentucky Wesleyan .....	1921
69	vs. Case-Western Reserve .....	1923
67	vs. Virginia Military Institute .....	1953
67	vs. Baltimore .....	1935
66	vs. Case-Western Reserve .....	1953
63	vs. Louisiana-Monroe .....	1977
57	vs. William & Mary .....	1953
57	vs. Ohio Wesleyan .....	1898
55	vs. Northern Illinois .....	1995

**Most Touchdowns**

14	vs. Transylvania .....	1912
10	vs. Case-Western Reserve .....	1953
10	vs. Virginia Military Institute .....	1953

**Most Rushing Attempts**

83	vs. Louisiana-Monroe .....	1977
82	vs. Miami (OH) .....	1996
77	vs. Miami (OH) .....	1951
74	vs. North Texas State .....	1970
73	vs. Miami (OH) .....	1970

**Most Rushing Yards**

464	vs. Case-Western Reserve .....	1953
464	vs. Virginia Military Institute .....	1953
422	vs. Kansas State .....	1966
421	vs. Marshall .....	1946
419	vs. Xavier .....	1970
405	vs. Miami (OH) .....	1996
402	vs. North Texas State .....	1970
389	vs. Xavier .....	1946
383	vs. South Dakota .....	1965
379	vs. Miami (OH) .....	1986

**Most Rushing Touchdowns**

14	vs. Transylvania .....	1912
10	vs. Case-Western Reserve .....	1953
10	vs. Virginia Military Institute .....	1953

**Most Passing Attempts**

59	vs. Southern Miss. ....	1999
57	vs. Ohio .....	1968
55	vs. North Texas State .....	1968
52	vs. UAB .....	2004
52	vs. TCU .....	2003
52	vs. Ohio State .....	2002
52	vs. Ohio State .....	1999
52	vs. Miami (OH) .....	1968

**Most Passes Completed**

36	vs. Ohio .....	1968
35	vs. Southern Miss. ....	1999
32	vs. Army .....	2001
31	vs. Miami (OH) .....	1968
30	vs. Virginia Tech .....	1986
30	vs. USF .....	2004
29	vs. Penn State .....	2005
29	vs. Temple .....	2003
29	vs. Ohio State .....	1999
29	vs. Rutgers .....	1986

**Most Passing Yards**

584	vs. Ohio .....	1968
436	vs. Louisville .....	1968
407	vs. Southern Miss. ....	1999
407	vs. Miami (OH) .....	1968
399	vs. Miami (OH) .....	1988
377	vs. USF .....	2004
373	vs. Akron .....	1984
353	vs. Miami (OH) .....	2002
352	vs. Houston .....	1968
351	vs. UAB .....	2000

**Most Interceptions Thrown**

6	vs. Xavier .....	1972
5	vs. North Texas State .....	2002
5	vs. Toledo .....	1995
5	vs. Houston .....	1968
5	vs. North Texas State .....	1967
5	vs. Xavier .....	1955
5	vs. Xavier .....	1951

**Most Touchdown Passes**

5	vs. Southern Miss. ....	2004
4	vs. East Carolina .....	2002
4	vs. Tulane .....	2001
4	vs. East Carolina .....	1987
4	vs. Akron .....	1984
4	vs. Louisville .....	1982
4	vs. Louisiana-Lafayette .....	1978
4	vs. North Texas State .....	1968
4	vs. Ohio .....	1968
4	vs. Tulsa .....	1951
4	vs. Xavier .....	1950

**Most Offensive Plays**

99	vs. Miami (OH) .....	1996
96	vs. Southern Miss. ....	1999
95	vs. East Carolina .....	1998
94	vs. Tulsa .....	1978

**Most Yards Total Offense**

684	vs. Ohio .....	1968
647	vs. Miami (OH) .....	1986
608	vs. Virginia Military Institute .....	1953
604	vs. Washington & Lee .....	1952
599	vs. Miami (OH) .....	2004
577	vs. USF .....	2004
577	vs. Wichita State .....	1968
572	vs. Memphis .....	2001
565	vs. Tennessee Tech .....	1987
562	vs. Ball State .....	1993

**Most First Downs**

36	vs. Ohio .....	1968
33	vs. Memphis .....	2001
32	vs. Houston .....	1998
31	vs. Kent State .....	1999
30	vs. USF .....	2004
30	vs. Washington & Lee .....	1952
28	vs. Houston .....	2000
28	vs. Southern Miss. ....	1999
28	vs. Miami (OH) .....	1999
28	vs. Tulsa .....	1997

**Most Fumbles**

15	vs. Louisville .....	1970
9	vs. North Texas State .....	1968
8	vs. Wichita State .....	1960

**Most Fumbles Lost**

7	vs. Virginia Military Institute .....	1951
6	vs. Louisville .....	1970
6	vs. Hardin-Simmons .....	1955

**Most Turnovers**

9	vs. Xavier .....	1955
9	vs. Hardin-Simmons .....	1955
9	vs. Virginia Military Institute .....	1951
8	vs. Houston .....	1968
8	vs. Western Michigan .....	1949

**Most Penalties**

18	vs. Kansas State .....	1951
15	vs. Xavier .....	1958
14	at Hawai'i .....	2002
14	vs. Louisville .....	1968

**Most Penalty Yards**

176	vs. Louisville .....	1968
170	vs. Kentucky .....	1945
161	vs. Dayton .....	1957
142	vs. Toledo .....	1953
140	vs. Kansas State .....	1951

**Most Punts**

13	vs. Pittsburgh .....	1981
13	vs. Mississippi State .....	1948
12	vs. Louisville .....	1996
12	vs. Virginia Tech .....	1995
11	vs. Boston College .....	1997
11	vs. Central Michigan .....	1990
11	vs. North Texas State .....	1970
11	vs. Tulsa .....	1958
11	vs. Mississippi State .....	1949

**Most Punting Yards**

510	vs. Louisville .....	1996
502	vs. Arizona State .....	1976
475	vs. Mississippi State .....	1948
460	vs. North Texas State .....	1968
456	vs. Boston College .....	1997
452	vs. Virginia Tech .....	1995
451	vs. Central Michigan .....	1990
425	vs. West Virginia .....	2003
407	vs. Iowa .....	1990
398	vs. Pittsburgh .....	2006

**Most Punt Return Yards**

177	vs. Ohio .....	1949
156	vs. Western Reserve .....	1951
150	vs. Western Michigan .....	1950
116	vs. UTEP .....	1950
122	vs. Louisville .....	1997

**Most Kickoff Return Yards**

295	vs. Memphis .....	1971
219	vs. Hardin-Simmons .....	1955
218	vs. Dayton .....	1947
214	vs. Dayton .....	1947

**Fewest Rushing Attempts**

19	vs. Miami (OH) .....	1968
23	vs. Ohio State .....	2002
23	vs. Kentucky .....	1995
23	vs. Memphis .....	1984
23	vs. Tulsa .....	1962
24	vs. Syracuse .....	1998
25	vs. Miami (OH) .....	2001
25	vs. Miami (OH) .....	1962
25	vs. Toledo .....	1995

**Fewest Rushing Yards**

-23	vs. Rutgers .....	2005
-20	vs. Northwestern State .....	1977

**Fewest Passes Completed**

0	vs. Dayton .....	1970
1	vs. Wichita State .....	1965
1	vs. South Dakota .....	1965
1	vs. Wichita State .....	1962
1	vs. Tulsa .....	1959

**Fewest Passing Yards**

0	vs. Dayton .....	1970
6	vs. Wichita State .....	1965
8	vs. South Dakota .....	1965
11	vs. Wichita State .....	1962
14	vs. Ohio .....	1970

**Fewest Yards Total Offense**

46	vs. North Texas State .....	1959
48	vs. Central Michigan .....	1989
69	vs. Iowa .....	1990
97	vs. Houston .....	1957
100	vs. Tulsa .....	1958

**Fewest First Downs**

3	vs. West Virginia .....	1989
5	vs. Pacific .....	1949
6	vs. Tulsa .....	1958
6	vs. Xavier .....	1956
6	vs. Navy .....	1956

**Fewest Penalties**

1	vs. Rutgers .....	1994
1	vs. Louisville .....	1966
1	vs. Memphis .....	1966
1	vs. Army .....	1963
1	vs. Hawai'i .....	1954

**Fewest Yards Penalized**

4	vs. Memphis .....	1966
5	vs. Army .....	1963
10	vs. Temple .....	2003
10	vs. Rutgers .....	1994
12	vs. Wichita State .....	1965
13	vs. South Dakota .....	1965

**Fewest Punts**

0	vs. Memphis .....	1998
0	vs. Miami (OH) .....	1954
1	vs. Rhode Island .....	2003
1	vs. Miami (OH) .....	1960
1	vs. Xavier .....	1954
1	vs. Case-Western Reserve .....	1953
1	vs. Virginia Military Institute .....	1953
1	vs. Case-Western Reserve .....	1949



# SINGLE-GAME DEFENSE

## Fewest Rushing Attempts

17	vs. Dayton	1961
19	vs. Xavier	1954
19	vs. Akron	2006
21	vs. Marshall	2004
21	vs. UAB	1997
21	vs. North Texas State	1966
22	vs. Hawai'i	2002
22	vs. Long Beach State	1982
22	vs. Louisville	1981

## Fewest Rushing Yards

-46	vs. Kansas	1997
-37	vs. Wichita State	1974
-20	vs. Northwestern State	1977
-19	vs. Louisiana-Monroe	1996
-17	vs. Louisville	1968
-16	vs. Louisiana-Lafayette	1975
-14	vs. Louisville	1981
-14	vs. Wichita State	1965

## Fewest Passing Attempts

1	vs. Boston College	1964
2	vs. Louisville	1953
3	vs. Miami (OH)	1971
3	vs. Wichita State	1955
3	vs. Miami (OH)	1957

## Fewest Pass Completions

0	vs. Louisville	1974
0	vs. Ohio	1973
0	vs. Boston College	1964
0	vs. Indiana	1963
0	vs. Ohio	1949

## Fewest Passing Yards

-1	vs. Xavier	1971
0	vs. Louisville	1974
0	vs. Ohio	1973
0	vs. Boston College	1964
0	vs. Indiana	1963
0	vs. Ohio	1949

## Fewest Yards Total Offense

18	vs. Louisiana-Lafayette	1973
22	vs. Ohio	1950
32	vs. Xavier	1954
53	vs. Kansas	1997
70	vs. Louisville	1976

## Most Points

81	vs. Penn State	1991
71	vs. Houston	1968
71	vs. Ohio Wesleyan	1928
70	vs. Louisville	2004
70	vs. Florida State	1990
69	vs. West Virginia	1989

## Most Rushing Attempts

86	vs. West Virginia	1969
79	vs. Houston	1974
79	vs. Miami (OH)	1972
76	vs. Miami (OH)	1967
74	vs. Miami (OH)	1968

## Most Rushing Yards

539	vs. Northern Illinois	1989
500	vs. East Carolina	1987
484	vs. Penn State	1991
483	vs. West Virginia	1969
473	vs. Colorado	1972

## Most Passing Attempts

67	vs. Louisville	1997
66	vs. Houston	1993
62	vs. East Carolina	1997
58	vs. North Texas State	1970
55	vs. Tulsa	1965

## Most Pass Completions

37	vs. East Carolina	1997
36	vs. Houston	1992
33	vs. Louisville	1997
32	vs. Tulsa	1965
32	vs. Louisville	1999

## Most Passing Yards

460	vs. Louisville	1998
451	vs. Tulsa	1965
433	vs. North Texas State	1968
424	vs. Miami (FL)	1984
416	vs. Miami (OH)	2004
415	vs. Temple	2003

## Most Yards Total Defense

742	vs. Louisville	1998
706	vs. Penn State	1991
696	vs. Houston	1968
662	vs. Iowa	1990
630	vs. Memphis	1984

## Most Passes Intercepted

7	vs. Kansas State	1951
6	vs. North Texas State	1966
6	vs. UTEP	1951
6	vs. Mississippi State	1949

## Most Interception Return Yards

162	vs. Dayton	1956
138	vs. UTEP	1951
123	vs. Memphis	1998
117	vs. Memphis	1995
108	vs. Kansas State	1951

## Most Turnovers Forced

8	vs. Rice	1974
7	vs. Memphis	2000
7	vs. East Carolina	1990
7	vs. Rutgers	1983



*Mike Mickens and the Cincinnati defense yielded 36 yards on 19 rushing attempts against Akron, the third-fewest carries by a UC opponent on record.*



## SEASON OFFENSE

**Most Points**

409 2002 season  
354 1953 season  
345 1951 season  
344 2004 season  
320 2001 season  
303 2003 season  
302 1993 season  
300 1968 season  
286 1997 season

**Most Touchdowns**

53 1951 season  
52 1953 season  
50 2002 season  
44 2004 season  
41 1952 season  
38 1968 season  
37 1999 season

**Most Field Goals Made**

29 2000 season  
20 2003 season  
19 2002 season  
18 2006 season  
17 1993 season  
16 1995 season  
15 1975 season  
14 1982 season

**Most Rushing Attempts**

639 1970 season  
637 1977 season  
606 1971 season  
594 1978 season  
593 1997 season  
592 1951 season  
588 1975 season

**Most Rushing Yards**

3,011 1970 season  
2,947 1953 season  
2,844 1951 season  
2,727 1977 season  
2,611 1978 season  
2,585 1954 season  
2,436 1971 season  
2,383 1964 season  
2,371 1997 season

**Most Rushing TDs**

41 1953 season  
37 1951 season  
31 1954 season  
27 1970 season  
26 1952 season  
25 1993 season  
25 1964 season

**Most Passing Attempts**

485 2002 season  
445 1999 season  
438 2003 season  
433 1968 season  
412 1984 season  
384 1983 season  
376 2004 season  
374 2001 season  
374 1986 season

**Most Passes Completed**

264 2002 season  
237 1986 season  
236 1999 season  
231 2003 season  
226 1968 season  
218 2004 season  
213 1983 season  
210 2001 season  
207 2006 season  
205 1984 season

**Most Passing Yards**

3,649 2002 season  
3,358 1968 season  
2,968 2001 season  
2,831 1986 season  
2,774 1999 season  
2,741 2003 season  
2,689 2006 season  
2,687 1998 season  
2,666 2004 season  
2,565 1983 season

**Most Passes Intercepted**

22 1984 season  
22 1972 season  
22 1968 season  
21 2002 season  
21 1998 season  
21 1995 season  
20 in 5 seasons

**Most Touchdown Passes**

26 2004 season  
25 1968 season  
22 2002 season  
19 2001 season  
19 1950 season  
18 1982 season  
16 in 4 seasons

**Most Offensive Plays**

1,030 2002 season  
956 2003 season  
901 2004 season  
870 1999 season  
865 1991 season  
858 2006 season  
854 1978 season  
835 2001 season  
828 1998 season  
828 1986 season

**Most Yards Total Offense**

5,565 2002 season  
4,867 2004 season  
4,721 2003 season  
4,668 1999 season  
4,599 1998 season  
4,579 2001 season  
4,491 1951 season  
4,426 2006 season  
4,423 1986 season  
4,421 1968 season

**Most First Downs**

283 2002 season  
252 1986 season  
251 2004 season  
249 1999 season  
248 2003 season  
247 2001 season  
246 1998 season  
228 1991 season  
226 1968 season  
223 1993 season  
223 2006 season

**Most Fumbles**

43 1971 season  
43 1968 season  
42 1973 season  
41 1970 season  
37 1990 season

**Most Fumbles Lost**

28 1971 season  
25 1973 season  
24 1966 season  
23 1988 season  
23 1968 season

**Most Turnovers**

45 1968 season  
40 1973 season  
39 1972 season  
37 1998 season  
37 1990 season  
37 1983 season  
37 1971 season

**Most Penalties**

102 2002 season  
94 1996 season  
93 1991 season  
88 1981 season  
88 2006 season  
84 1985 season  
83 1989 season

**Most Penalty Yards**

883 1981 season  
879 2002 season  
866 1968 season  
805 1971 season  
792 1996 season  
755 2006 season  
740 1991 season

**Most Punts**

80 1981 season  
78 1974 season  
75 2005 season  
74 1990 season  
74 1973 season  
74 1972 season  
73 2006 season

**Most Punting Yards**

3,205 1974 season  
3,155 1981 season  
3,095 1976 season  
2,900 1996 season  
2,883 1973 season  
2,867 2005 season  
2,826 2001 season  
2,822 1972 season  
2,821 1980 season  
2,816 2006 season

**Most Punt Return Yards**

582 1997 season  
580 1949 season  
535 1951 season  
425 1956 season  
402 1950 season  
389 1974 season  
350 1973 season  
344 1976 season

**Most Kickoff Returns**

65 1990 season  
58 1989 season  
56 1998 season  
56 1984 season  
56 1972 season  
55 1969 season  
54 1988 season

**Most Kickoff Return Yards**

1,273 1990 season  
1,183 1989 season  
1,091 1998 season  
1,068 1954 season  
1,018 1988 season  
1,015 1987 season  
1,012 1972 season

**Fewest Points**

0 1917 season  
5 1906 season  
8 1888 season  
10 1901 season  
10 1916 season

**Fewest Touchdowns**

12 1989 season  
13 1980 season  
13 1961 season  
14 1955 season  
15 1967 season

**Fewest Rushing Attempts**

355 1984 season  
368 1968 season  
369 1967 season  
371 1956 season  
373 1955 season

**Fewest Rushing Yards**

939 1970 season  
1,046 1969 season  
1,063 1968 season  
1,112 1989 season  
1,160 1983 season

**Fewest Rushing TDs**

5 1989 season  
6 1983 season  
7 1980 season  
7 1967 season  
8 1961 season

**Fewest Passing Attempts**

98 1957 season  
103 1965 season  
113 1964 season  
114 1953 season  
129 1956 season

**Fewest Passes Completed**

40 1965 season  
42 1957 season  
43 1971 season  
46 1970 season  
50 1956 season

**Fewest Passing Yards**

564 1965 season  
579 1961 season  
585 1957 season  
612 1971 season  
634 1970 season

**Fewest Interceptions Thrown**

4 1954 season  
5 1953 season  
6 1959 season  
7 1993 season  
8 done three times

**Fewest TD Passes**

1 1970 season  
1 1957 season  
2 1961 season  
2 1955 season  
3 1975 season

**Fewest Offensive Plays**

500 1956 season  
505 1955 season  
565 1967 season  
577 1953 season  
582 1958 season

**Fewest Yards Total Offense**

1,968 1961 season  
2,064 1956 season  
2,197 1967 season  
2,272 1955 season  
2,288 1957 season

**Fewest First Downs**

129 1967 season  
130 1961 season  
138 1972 season  
142 1989 season  
143 1969 season

**Fewest Fumbles**

12 1999 season  
14 1993 season  
15 2000 season  
18 1985 season  
19 2004 season  
19 1994 season  
19 1992 season  
19 1982 season

**Fewest Fumbles Lost**

3 1992 season  
5 1993 season  
6 1999 season  
7 1982 season  
8 2001 season  
8 1967 season  
9 2000 season  
9 1995 season

**Fewest Turnovers**

12 1993 season  
16 1994 season  
19 1996 season  
20 2001 season  
20 1992 season  
20 1982 season

**Fewest Penalties**

43 1998 season  
44 1980 season  
45 1967 season  
48 1979 season  
48 1965 season  
48 1964 season  
50 1963 season

**Fewest Penalty Yards**

364 1998 season  
381 1994 season  
398 1980 season  
410 1964 season  
415 1967 season  
454 1965 season

**Fewest Punts**

22 1954 season  
33 1964 season  
33 1955 season  
34 1953 season  
35 1963 season

**Fewest Punting Yards**

750 1954 season  
1,170 1953 season  
1,196 1955 season  
1,208 1964 season  
1,317 1963 season

**Fewest Punt Return Yards**

60 1964 season  
62 1989 season  
67 1984 season  
84 1966 season  
103 1965 season

**Fewest Kickoff Returns**

15 1953 season  
20 1976 season  
21 1958 season  
21 1952 season  
23 1964 season

**Fewest Kickoff Return Yards**

304 1953 season  
362 1951 season  
373 1950 season  
402 1952 season  
406 1958 season



# SEASON DEFENSE

## Fewest Points

4	1887 season
6	1885 season
6	1888 season
10	1904 season
12	1886 season
13	1918 season

## Fewest Rushing Attempts

338	1997 season
366	1966 season
367	1965 season
368	1954 season
375	1960 season
391	1964 season

## Fewest Rushing Yards

841	1965 season
871	1977 season
930	1997 season
1,147	1973 season
1,184	1954 season
1,208	1951 season

## Fewest Passing Attempts

90	1955 season
135	1953 season
135	1948 season
141	1961 season
142	1956 season
153	1958 season
154	1957 season
155	1954 season

## Fewest Passes Completed

43	1955 season
43	1953 season
50	1961 season
54	1956 season
55	1957 season
59	1948 season

## Fewest Passing Yards

417	1953 season
738	1955 season
748	1971 season
796	1960 season
800	1954 season
809	1961 season

## Fewest Yards Total Defense

1,843	1953 season
1,984	1954 season
1,065	1957 season
2,174	1960 season
2,343	1952 season
2,426	1958 season
2,440	1961 season
2,448	1965 season
2,498	1951 season

## Fewest Passes Intercepted

6	1994 season
6	1987 season
7	1955 season
7	1948 season
7	2005 season
8	1986 season
8	1984 season
8	1979 season
8	1962 season

## Fewest Interception Return Yards

3	2005 season
39	1967 season
43	1987 season
51	2004 season
59	1979 season
65	1955 season
66	1984 season

## Most Points

460	1990 season
465	1998 season
424	1984 season
379	1989 season
379	1988 season

## Most Rushing Attempts

642	1972 season
626	1984 season
625	1979 season
599	1971 season
581	1980 season

## Most Rushing Yards

3,448	1984 season
3,158	1990 season
3,020	1987 season
3,018	1972 season
2,690	1994 season

## Most Passing Attempts

432	1997 season
427	2002 season
419	2006 season
357	2000 season
347	1995 season
337	2003 season
337	2001 season
336	1986 season
333	1985 season

## Most Passing Completions

222	1997 season
220	2002 season
219	2006 season
210	2000 season
196	1985 season
193	1986 season
180	2001 season
170	2003 season
166	1999 season

## Most Passing Yards

2,763	1997 season
2,690	1994 season
2,640	1998 season
2,621	2006 season
2,519	2002 season
2,486	1986 season
2,473	2000 season

## Most Yards Total Defense

5,328	1998 season
5,298	1984 season
5,261	1990 season
4,838	1987 season
4,669	1985 season
4,601	1986 season

## Most Passes Intercepted

33	1951 season
23	1950 season
22	2002 season
22	1970 season
21	1966 season
21	1952 season
20	1995 season

## Most Interception Return Yards

565	1951 season
316	1956 season
308	1976 season
282	1949 season
281	2000 season
278	1982 season



# AWARDS

## Claude Rost Award (Most Valuable Player)

2006	Brent Celek
2005	Adam Roberts
2004	Trent Cole
	Gino Guidugli
2003	Jamar Enzor
2002	Blue Adams, DeMarco McCleskey
	Antwan Peek
2001	Gino Guidugli
2000	Jonathan Ruffin Deonety Kenner
1999	Robert Cooper
1998	Chad Plummer
1997	Brad Jackson Philip Curry
1996	Chris Hewitt Philip Curry
1995	Robert Tate
1994	Sam Barnes
1993	David Small
1992	Ronnie Dixon
1991	Ronnie Shannon
1990	Terry Strong
1989	Phil Poirier
1988	Chris Asbeck
1987	Danny McCoin
1986	Reggie Taylor
1985	Reggie Taylor
1984	Reggie Taylor
1983	Don Goodman
1982	Allen Harvin
1981	James Bettis
1980	James Bettis
1979	Mike Brookins
1978	Howie Kurnick
1977	Dan Rains
1976	Mike Woods
1975	Paul Hunter
1974	Tom Marvaso
1973	Evan Jolitz
1972	Billy Hunter
1971	Randy McBride
1970	Earl Willson
1969	Jim O'Brien
1968	Greg Cook
1967	Tony Jackson Jerry Misik
1966	John Parker Jay Bachman
1965	Rich Fugere
1964	Brig Owens Jerry Momper
1963	Darrell Cauley
1962	Phil Goldner Rufus Simmons
1961	Ken Byers
1960	Hurdie Phillips
1959	Jack Lee
1958	Joe Morrison
1957	Barry Maroney
1956	Gus Del Rosa

## John Pease Award (Most Outstanding Lineman)

2006	Jeff Reinstatler (Off.) Trevor Anderson (Def.)
2005	Steve Eastlake (Off.) Adam Roberts (Def.)

2004	Adam Shorter (Off.) Trent Cole (Def.)
2003	Kyle Takavitz (Off.) Andre Frazier (Def.)
2002	Kirt Doolin (Off.) Antwan Peek (Def.)
2001	Josh Shneyderov (Off.) Antwan Peek (Def.)
2000	Doug Rosfeld (Off.) Antwan Peek (Def.)
1999	Doug Rosfeld (Off.) Mario Monds (Def.)
1998	Brian Uhl (Off.) Percy Evans (Def.)
1997	Jason Fabini (Off.) Derrick Ransom (Def.)
1996	Jason Fabini (Off.) Derrick Ransom (Def.)
1995	Jamie Lemire
1994	Matt Vaupel
1993	Ray Woodside (Off.) Bob Duckens (Def.)
1992	Jamie Crysdale
1991	Richard Johnson
1990	John Arena
1989	Phil Poirier
1988	Chris Asbeck
1987	Chris Asbeck
1986	Alex Gordon
1985	Nick Frankos
1984	Alex Gordon
1983	George Jamison
1982	Joe Olding
1981	Kari Yli Renko
1980	Joe Olding
1979	Farley Bell
1978	Howie Kurnick
1977	Howie Kurnick
1972	Bob Menke (Off.) Charley Stovall (Def.)
1971	John Mack (Off.) Craig Heneveld (Def.)
1970	Ken Weingart (Off.) Tom Fletcher (Def.)
1969	Bob Merkich (Off.) Earl Willson (Def.)
1968	Denny Blank (Off.) John Studenka (Def.)
1966	Kevin Teismann (Off.) John Parker (Def.)
1965	Rich Lucka (Off.) Rich Fugere (Def.)
1964	Bob Taylor (Off.) Rich Fugere (Def.)
1963	Jerry Momper (Off.) Darrell Cauley (Def.) Dan Points (Def.)
1962	Jim Paris
1960	Bob McCutcheon
1959	Dave Canary
1958	Dave Canary
1957	Dick Seomin
1956	Gus Del Rosa

## Brig Owens Award (Most Outstanding Back)

2006	Greg Moore (Off.) Kevin McCullough (Def.)
2005	Bradley Glatthaar (Off.) Corey Smith (Def.)

2004	Richard Hall (Off.) Tyjuan Hagler (Def.)
2003	Gino Guidugli (Off.) Zach Norton (Def.)
2002	Blue Adams (Def.) DeMarco McCleskey (Off.)
2001	Ray Jackson (Off.) DeMarco McCleskey (Off.) Zach Norton (Def.)
2000	Ray Jackson (Off.) DeJuan Gossett (Def.) DeMarco McCleskey (Off.)
1999	Deontey Kenner (Off.) Jeff Burrow (Def.)
1998	Deontey Kenner (Off.) Shawn Ferguson (Def.)
1997	Landon Smith (Off.) Tinker Keck (Def.)
1996	Sam Barnes
1995	Muhammed El-Mubarak
1994	Reggie Hudson
1993	Jocelyn Borgella
1992	Jocelyn Borgella
1991	David Small
1990	Joe Koynock
1989	Jackie Cooper
1988	Al McKinney (Off.) Marvin Bowman (Def.)
1987	Danny McCoin (Off.) Terry Noble (Def.)
1986	Reggie Taylor (Off.) John Lewis (Def.)
1985	Reggie Taylor (Off.) Jon Sawyer (Def.)
1984	Reggie Taylor (Off.) Rob Niehoff (Def.)
1983	Don Goodman (Off.) Robert Gibbs (Def.)
1982	Allen Harvin (Off.) Antonio Gibson (Def.)
1981	Hobson Milner (Off.) Antonio Gibson (Def.)
1980	James Bettis (Off.) Tim Schira (Def.)
1979	Ralph Williams (Off.) Mike Brookins (Def.)
1978	Allen Harvin (Off.) Dwayne Berry (Def.)
1972	Reggie Harrison (Off.) Evan Jolitz (Def.)
1971	Albert Johnson (Off.) Ron Ertle (Def.)
1970	Albert Johnson (Off.) Billy Hunter (Def.)
1969	Albert Johnson (Off.) Tony Sexton (Def.)
1968	Lloyd Pate (Off.) Mike Barrett (Def.)
1966	Ed Ford (Off.) Bob Amburgy (Def.)
1965	Bill Bailey (Off.) Doug DeRosa (Def.)
1964	Brig Owens (Off.) Albert Johnson (Off.) Errol Prisky (Off.) Bob Steinhauer (Def.)
1963	Brig Owens (Off.) Dave Merriam (Def.)
1962	Royce Starks
1960	Ed Banks
1959	Ed Kovac

1958	Bob Del Rosa
1957	Barry Maroney
1956	Jim Niemann

## Newcomer of the Year

2006	Jeff Linkenbach (Off.) Aaron Webster (Def.)
2005	Dustin Grutza (Off.) Trevor Anderson (Def.) Terrill Byrd (Def.) Mike Mickens (Def.)
2004	Earnest Jackson (Off.) Anthony Hoke (Def.)
2003	Hannibal Thomas (Off.) Mike Wright (Def.)
2002	Trent Cole (Def.) Travis McGee (Off.)
2001	Gino Guidugli (Off.) Doug Monaghan (Def.)
2000	Shawn Murphy (Off.) Zach Norton (Def.)
1999	Josh Gardner (Off.) Ivan Fields (Def.)
1998	DeMarco McCleskey (Off.) Blue Adams (Def.)
1997	Jason Collins-Baker (Off.) DeJuan Gossett (Def.)
1996	Robert Cooper
1995	Chad Plummer (Off.) Orlando Smith (Off.)
1994	Jason Fabini (Off.) Philip Curry (Def.)
1993	Chris Hewitt
1992	Jamie Lemire
1991	Reggie Hudson
1990	Paul Anderson (Off.) Nate Dingle (Def.)

## Most Outstanding Receiver

2006	Derrick Stewart
2005	Brent Celek
2004	Hannibal Thomas
2003	Thaddeus Lewis
2002	Jon Olinger
2001	LaDaris Vann

## Special Teams Player of the Year

2006	Dominick Goodman
2005	Chet Ervin Donald Germany
2004	Kevin Lovell
2003	Chris Manfredini
2002	Tye Keith
2001	Adam Wulfeck

## Jim Kelly Award (Outstanding Spirit)

2006	Bill Poland (Off.) Dominic Ross (Def.)
2005	Ryan Brown (Off.) Dominic Ross (Def.)
2004	Clint Stickdorn (Off.) Doug Monaghan (Def.)
2003	Josh Shneyderov (Off.) Jason Russell (Def.)
2002	Josh Gardner (Off.) Derrick Adams (Def.) Willis Edwards (Def.)


2001	Tim Walker (Off.) Nathan Wize (Off.) Derrick Adams (Def.) Willis Edwards (Def.)
2000	Jason Collins-Baker (Off.) Troy Evans (Def.)
1999	Jason Lisek (Off.) Troy Evans (Def.)
1998	Vince Byrd (Off.) Hassan Champion (Def.)
1997	Joel Dolinski (Off.) Artrell Hawkins (Def.)
1996	Steve Smith (Off.) Darrilus Felder (Def.)
1995	Pat Oakes (Off.) Sam Black (Def.)
1994	Diron Bolar
1993	Lance Harp
1992	Jim Carmon (Off.) Gary Reid (Def.)
1991	John Arena
1990	Travis Jones
1989	Vincent Munlin

## C-Club/Strothman Award (Academic & Athletic Excellence)

2006	Tony Carvitti
2005	Tony Carvitti
2004	Andre Frazier
2003	Josh Shneyderov
2002	Kirt Doolin
2001	Adam Hoover
2000	Greg Lee
1999	Ashley Hunt
1998	Bryan Preston
1997	John Kobalka
1996	John Kobalka
1995	John Kobalka
1993	Mike Guzda
1992	Kris Bjorson
1991	Chris Carmon
1990	Kyle Stroh
1989	Jack Brusciannelli

## Scout Team Player of the Year

2006	John Goebel (Off.) Jason Kelce (Def.) Marshwan Gilyard (Spec.)
2005	Jared Martin (Off.) Donnell McKenzie (Def.)
2004	Dustin Grutza (Off.) Tony Carvitti (Def.)
2003	Evan Sparks (Off.) Todd Spitzer (Off.) James Brooks (Def.)
2002	Rodrick Stevens (Off.) Donald Germany (Def.)
2001	Donald Germany (Def.) Richard Hall (Off.)
2000	Andre Frazier (Def.) John Leonard (Off.)
1999	Ray Jackson (Off.) Chas Hall (Def.)
1998	Tye Keith (Off.) Willis Edwards (Def.)
1997	DuShawn Dorsey (Off.) Paul Stephens (Def.)
1996	Jason Collins-Baker (Off.) Eddie Johnson (Def.)
1995	Jeremy Teall (Off.) Gerard Brayboy (Def.)



**Terrill Byrd**




**Trevor Canfield**



**Brent Celek**



**Kevin McCullough**



**Mike Mickens**



**Dominic Ross**

### All-BIG EAST Conference

- 2006 Terrill Byrd, DT (1st)
- Kevin McCullough, LB (1st)
- Dominic Ross, S (1st)
- Trevor Canfield, G (2nd)
- Brent Celek, TE (2nd)
- Mike Mickens, CB (2nd)
- 2005 Mike Mickens, CB (2nd)
- Corey Smith, LB (2nd)

### BIG EAST Conference Players of the Week

- 2006 Kevin McCullough, Def. (Oct. 23)
- Dustin Grutza, Off. (Oct. 30)
- DeAngelo Smith, Def. (Nov. 20)
- 2005 Dustin Grutza, Off. (Sept. 3)
- Chet Ervin, Specialist (Oct. 29)
- Kevin McCullough, Def. (Oct. 29)

### All-Conference USA

- 2004 Brent Celek, TE (2nd)
- Trent Cole, DE (1st)
- Jamar Enzor, LB (2nd)
- Andre Frazier, DE (1st)
- Tyjuan Hagler, LB (3rd)
- Richard Hall, RB (3rd)
- Daven Holly, DB (2nd)
- Doug Monaghan, DB (2nd)
- Clint Stickdorn, OT (3rd)
- Kyle Takavitz, OG (1st)
- Hannibal Thomas, WR (2nd)
- 2003 Trent Cole, DE (1st)
- Jamar Enzor, LB (3rd)
- Andre Frazier, DE (2nd)
- Daven Holly, DB (2nd)
- Zach Norton, DB (2nd)
- Kyle Takavitz, OL (1st)
- 2002 Blue Adams, DB (2nd)
- Kirt Doolin, OL (1st)
- Gino Guidugli, QB (2nd)
- DeMarco McCleskey, RB (2nd)
- Antwan Peek, DL (1st)
- Jonathan Ruffin, K (2nd)
- LaDaris Vann, WR (1st)
- 2001 DeWayne Johnston, OL (2nd)
- Antwan Peek, DL (1st)
- LaDaris Vann, WR (1st)
- Adam Wulfbeck, P (2nd)
- 2000 Troy Evans, LB (2nd)
- DeJuan Gossett, DB (2nd)
- Ray Jackson, RB (1st)
- Mario Monds, DL (2nd)
- Doug Rosfeld, C (1st)
- Jonathan Ruffin, K (1st)
- (Special Teams Player of the Year)
- Andy Weinheimer, OL (2nd)
- Adam Wulfbeck, P (2nd)

- 1999 Robert Cooper, RB (2nd)
- DeJuan Gossett, DB (2nd)
- Doug Rosfeld, OL (1st)
- Adam Wulfbeck, P (2nd)
- 1998 Hassan Champion, LB (3rd)
- Brian Uhl, OL (1st)
- 1997 Pierre Brilliant, OL (2nd)
- Phillip Curry, LB (1st)
- Jason Fabini, OL (1st)
- Brad Jackson, LB (1st)
- Tinker Keck, DB & PR (1st)
- (Special Teams Player of the Year)
- Derrick Ransom, DL (2nd)
- Brian Uhl, OL (2nd)
- 1996 Phillip Curry, LB (2nd)
- Joel Dolinski, C (2nd)
- Jason Fabini, OL (1st)
- Darius Felder, DL (1st)
- Sam Games, DB (1st)
- Chris Hewitt, DB (2nd)
- Brad Jackson, LB (2nd)
- Eric Richards, PK (1st)
- Daryl Royal, RB (2nd)
- Steve Smith, P (1st)
- Brian Uhl, OL (2nd)
- 1995 Muhammed El-Mubarak, LB (2nd)
- Jason Fabini, OL (1st)
- Darius Felder, DL (1st)
- Sam Games, DB (1st)
- Chris Hewitt, DB (2nd)
- Brad Jackson, LB (1st)
- Jamie Lemire, OL (2nd)
- Eric Richards, PK (2nd)
- Orlando Smith, RB (2nd)
- Steve Smith, P (2nd)
- Robert Tate, WR & KR (1st)
- (Offensive & Special Teams Player of the Year)

### Conference USA

#### All-Freshman

- 2004 Anthony Hoke, DE
- Doug Jones, FB
- 2002 Chet Ervin, P
- Joel Yakovac, OL
- 2001 Andre Frazier, DL
- Gino Guidugli, QB
- (Freshman of the Year)
- Doug Monaghan, DB
- Kyle Takavitz, OL
- 2000 Josh Shneyderov, OL
- 1999 Derrick Adams, DL
- Ivan Fields, DB
- Josh Gardner, OL
- P.J. Mays, RB
- LaDaris Vann, WR
- (Freshman of the Year)

- 1998 Blue Adams, DB
- Kirt Doolin, OL
- DeMarco McCleskey, RB
- Ben Piening, DL
- Adam Wulfbeck, P
- 1997 DeJuan Gossett, DB
- Jason Mammarelli, K
- 1996 Ken Biggs, OL
- Robert Cooper, RB

### C-USA Player of the Week

- 2004 Richard Hall, Offense (Sept. 11)
- Trent Cole, Defense (Sept. 25)
- Andre Frazier, Defense (Oct. 30)
- Chet Ervin, Specialist (Oct. 30)
- Gino Guidugli, Off. (Nov. 6)
- Gino Guidugli, Off. (Nov. 20)
- 2003 Trent Cole, Defense (Sept. 22)
- Richard Hall, Offense (Sept. 29)
- 2002 Gino Guidugli, Offense (Sept. 3)
- Blue Adams, Defense (Sept. 23)
- Andre Frazier, Def. (Nov. 11)
- Antwan Peek, Def. (Sept. 30)
- Antwan Peek, Def. (Dec. 1)
- 2001 Gino Guidugli, Off. (Sept. 10)
- Gino Guidugli, Off. (Dec. 3)
- Adam Wulfbeck, Spec. (Oct. 8)
- Antwan Peek, Spec. (Oct. 15)
- Antwan Peek, Def. (Oct. 22)
- Antwan Peek, Def. (Dec. 3)
- Jonathan Ruffin, Spec. (Nov. 5)
- Jon Olinger, Off. (Nov. 26)
- 2000 Troy Evans, Def. (Sept. 12)
- Jason Mammarelli, Spec. (Sept. 12)
- Jonathan Ruffin, Spec. (Sept. 5)
- Jonathan Ruffin, Spec. (Nov. 20)
- Ivan Fields, Def. (Nov. 13)
- Gerry Ruff, Def. (Nov. 20)
- 1999 Eddie Johnson, Def. (Sept. 20)
- Robert Cooper, Off. (Nov. 1)
- 1998 Shawn Ferguson, Def. (Oct. 19)
- 1997 Chad Plummer, Off. (Sept. 1)
- Entire Defense (Sept. 22)
- Doug Johnson, Spec. (Sept. 29)
- Artrell Hawkins, Def. (Sept. 29)
- Tinker Keck, Def. (Oct. 6)
- Phillip Curry, Def. (Oct. 27)
- Tinker Keck, Spec. (Oct. 27)
- 1996 Chad Plummer, Off. (Sept. 9)
- Chad Plummer, Off. (Oct. 21)
- Phillip Curry, Def. (Sept. 9)
- Chris Hewitt, Def. (Nov. 25)
- Eric Richards, Spec. (Sept. 30)
- Daryl Royal, Off. (Sept. 30)
- Steve Smith, Spec. (Oct. 21)
- Robert Cooper, Off. (Oct. 28)
- Eric Richards, Spec. (Nov. 18)
- Robert Tate, Spec. (Nov. 25)

### All-Liberty Bowl Alliance

- 1995 Muhammed El-Mubarak, LB
- Sam Games, DB
- Chris Hewitt, DB
- Jamie Lemire, OL
- Robert Tate, WR & KR
- (Special Teams Player of the Year)
- Rick Minter (Coach of the Year)
- 1994 Matt Vaupel, OG

### All-Independent Football Alliance

- 1993 Jocelyn Borgella, CB
- Jason Coppess, LB
- Chris Hewitt, KOR
- David Small, RB
- Ray Woodside, OG
- 1992 Alan Fletcher, FS
- Marlon Pearce, WR

### All-Metro Conference

- 1989 John Arena, OG
- Marvin Bowman, FS
- Jack Brusciannelli, LB
- Phil Poirier, NT
- 1988 Chris Asbeck, DT
- Daryl Huber, TE
- Al McKinney, RB
- Andrew Stewart, DE
- 1987 Chris Asbeck, DT
- Bill Davis, WR
- Phil Insalaco, PK
- Roosevelt Mukes, WR
- Andrew Stewart, DE
- 1986 Reggie Taylor, RB (MVP)
- Alex Gordon, LB
- John Lewis, FS
- Danny McCain, QB
- Jason Stargel, WR
- 1985 Reggie Taylor, RB (MVP)
- Shaun Burdick, P
- Nick Gotovac, C
- Danny McCain, QB
- Richard Rhodes, S
- 1984 Deno Foster, WR
- Reggie Taylor, RB
- 1983 Gene Beck, OG
- Don Goodman, FB
- George Jamison, DE
- 1982 Gene Beck, OG
- Allen Harvin, TB
- Errol Cleveland, DE
- Antonio Gibson, S
- 1981 James Bettis, TB (MVP)
- Kari Yli-Renko, OT
- Mike Brookins, LB
- Antonio Gibson, S
- 1979 Farley Bell, DE

### All-Missouri Valley Conference

- 1969 Jim O'Brien, E
- Bob Merklich, OT
- Earl Willson, LB


- 1968 Jim O'Brien, E
- Bob Merklich, OT
- Greg Cook, QB
- 1967 Ed Nieman, OG
- Lloyd Pate, HB
- Tony Jackson, DB
- 1966 Kevin Teismann, OG
- Bob Amburgy, DB
- 1965 Rich Lucka, OT
- Bill Bailey, HB
- Doug DeRosa, DB
- 1964 Bob Taylor, T
- Roger Perdrix, G
- Al Nelson, HB
- Brig Owens, HB
- 1963 Jim Curry, E
- Darrell Cauley, G
- Brig Owens, HB
- 1962 Royce Starks, HB
- 1961 Ken Byers, T
- Rufus Simmons, G
- 1960 Ken Byers, T
- Fred Oblak, HB
- 1959 Jim Leo, E
- Jack Lee, QB
- Ed Kovac, HB
- 1958 Jack Lee, QB
- Ed Kovac, HB
- 1957 Jim Leo, E
- Ron Couch, G
- Dick Seomin, C
- Joe Morrison, HB
- Barry Maroney, HB

### All-Mid-American Conference

- 1952 Terry Boyle, G
- Dom Del Bene, HB
- Don Fritz, DE
- Dick Goist, HB
- Don Grammer, T
- Gene Rossi, QB
- Glen Sample, LB
- Bill Shalosky, G
- Bob Stratton, DB
- 1950 Jim Kelly, E
- Frank Middendorf, C
- Gene Rossi, QB
- Bill Shalosky, G
- Bob Stratton, DB
- 1949 Lee Haslinger, G
- Jim Kelly, E
- Tom O'Malley, QB
- 1948 Jim Dougherty, FB
- John Vilkoski, G
- 1947 Dick Langenbeck, T
- Roger Stephens, HB
- John Vilkoski, G




# ALL-AMERICANS



**Danny Barrett**  
1982 AP Honorable Mention




**Bob Bell**  
1970 Central Press Second Team  
1970 AP Third Team




**James Bettis**  
1981 AP Honorable Mention



**Ken Byers**  
1961 Williamson Ratings Second Team



**Toney Catchings**  
1986 Honorable Mention Sporting News




**Trent Cole**  
2004 CollegeFootballNews.com



**Greg Cook**  
1968 AP Second Team  
1968 UPI Second Team  
1968 NEA Second Team




**Deno Foster**  
1984 AP Honorable Mention




**Antonio Gibson**  
1981 AP Honorable Mention  
1982 AP Honorable Mention




**Dick Goist**  
1953 Honorable Mention  
1954 Honorable Mention



**Alex Gordon**  
1986 AP Honorable Mention  
1986 Sporting News  
Honorable Mention



**Allen Harvin**  
1982 AP Honorable Mention




**George Jamison**  
1983 AP Honorable Mention



**Keith Jenkins**  
1975 Recap Honorable Mention



**Jim Leo**  
1959 Williamson Ratings Honorable Mention



**Tom Marvaso**  
1975 Sporting News First Team  
1975 NEA Second Team



**Danny McCoin**  
1986 AP Honorable Mention




**Al Nelson**  
1964 AP Honorable Mention



**Ray Nolting**  
1935 Honorable Mention



**Jim O'Brien**  
1968 AP Honorable Mention  
1969 AP Honorable Mention  
1969 UPI Honorable Mention



**Dan Rains**  
1977 AP Honorable Mention



**Gene Rossi**  
1951 Honorable Mention  
1952 Honorable Mention



**Tom Rossley**  
1968 AP Honorable Mention




**Jonathan Ruffin**  
2000 First Team Consensus  
(AP, FWAA, Walter Camp, Sporting News)  
2000 Lou Groza Award Winner



**Clarence Sanders**  
1975 AP First Team



**Bill Shalosky**  
1952 Honorable Mention



**Jason Stargel**  
1986 Sporting News Honorable Mention



**Andrew Stewart**  
1988 AP Honorable Mention



**Bob Stratton**  
1951 Honorable Mention



**Reggie Taylor**  
1984 AP Honorable Mention  
1985 AP Honorable Mention  
1986 AP Honorable Mention  
1986 Sporting News Honorable Mention



**Mike Woods**  
1977 AP First Team  
1977 NEA First Team  
1977 Sporting News First Team



Jonathan Ruffin was the recipient of the Lou Groza Award in 2000, given to the top placekicker in college football.

## Academic All-America



**Kris Bjorson, TE**  
1991 • First Team



**Dave Canary, E**  
1959 • First Team



**Dave Faulkner, C**  
1954 • First Team



**Jeff Jones, P**  
1989 • Second Team



**Ed Kloboves, OG**  
1969 • Second Team




**John Kobalka, DT**  
1997 • First Team



**Jerry Momper, C**  
1964 • Hon. Mention



**Jim O'Brien, SE/K**  
1969 • Third Team



**Jason Stargel, WR**  
1983 • Second Team



**Kyle Stroh, DT**  
1990 • First Team



**Kari Yli-Renko, OT**  
1981 • First Team



# ALL-STAR GAME PARTICIPANTS

## All-American Bowl

1959 Ed Denk, T  
1960 Jim Leo, E

## All-American Classic

1989 Marvin Bowman, DB

## American Bowl

1969 Greg Cook, QB  
1970 Jim O'Brien, E

## Blue-Gray Game

1951 Frank Middendorf, C  
1957 Barry Maroney, HB  
1959 Jack Lee, QB  
Max Messner, T  
1968 Greg Cook, QB  
Tom Rossley, E  
1975 Clarence Sanders, LB  
1976 Lou West, DB  
1986 Alex Gordon, LB (MVP)  
1989 Marvin Bowman, DB  
1992 Jamie Crysdale, C  
Ronnie Dixon, DT  
1996 Chris Hewitt, DB  
1999 Tinker Keck, DB



*Brent Celek capped his career by playing in the 2007 East-West Shrine Game at Reliant Stadium in Houston, Texas.*

## Coaches All-America Game

1970 Jim O'Brien, E

## College All-Star Game

1953 Bill Shalosky, G  
1959 Joe Morrison, HB  
1960 Jim Leo, E (MVP)  
Ed Kovac, HB  
1962 Ken Byers, T  
1965 Al Nelson, HB  
1969 Greg Cook, QB (MVP)  
1971 Bob Bell, T

## East-West Shrine Game

1944 Jim Dougherty, HB  
1952 Bill Shalosky, G  
1955 Dick Goist, HB  
1954 Jack Campbell, G  
1964 Al Nelson, HB  
1969 Jim O'Brien, E  
1970 Bob Bell, T  
1973 Tom Forrest, OG  
1975 Tom Marvaso, DB  
1976 Keith Jenkins, DB  
1987 Alex Gordon, LB  
Reggie Taylor, RB  
1988 Danny McCoin, QB  
1989 Andrew Stewart, DE  
1992 Jamie Crysdale, C  
1999 Tinker Keck, S  
2000 Mario Monds, DT  
2007 Brent Celek, TE

## Florida Citrus All-Star Classic

1998 Chad Plummer, WR  
2000 Deontey Kenner, QB  
2002 Kirt Doolin, OL  
DeMarco McCleskey, RB  
Jonathan Ruffin, K (MVP)  
2003 Zach Norton, DB  
2004 Jamar Enzor, LB

## Japan Bowl

1977 Dan Rains, DE  
1981 James Bettis, TB

## Las Vegas Classic

2004 Hannibal Thomas, WR  
2005 Chet Ervin, P  
Adam Roberts, DE

## North-South Shrine Game

1976 Gary Oetjen, C  
Lou West, DB

## North-South Game

1953 Bob Marich, G  
1959 Ed Kovac, HB  
Jim Leo, E  
Joe Morrison, HB  
1960 Ron Kostelnik, T

## All-Ohio Shrine Bowl

1972 Billy Hunter, S  
Ed Bolis, LB  
Denny Holthaus, OG  
1973 Reggie Harrison, HB  
Quincy Daniels, HB  
Mike Kleinhenz, LB  
1974 Mike Campbell, QB  
Jeff West, TE  
Jim Hoeh, DT  
1975 Jay Bonds, FB (MVP)  
Paul Hunter, DB  
Ed Jones, DT  
1976 Steve Bell, TE  
Harold Lee, FL  
Henry Miller, QB

## Senior Bowl

1952 Frank Middendorf, C  
1959 Joe Morrison, HB  
Dick Goist, HB  
1960 Jack Lee, QB (MVP)  
Ed Kovac, HB  
Jim Leo, E  
1969 Greg Cook, QB  
Tom Rossley, E  
1970 Jim O'Brien, E  
1971 Bob Bell, T  
1975 Tom Marvaso, DB  
1977 Mike Woods, LB  
1989 Andrew Stewart, DE  
Chris Asbeck, DT  
1996 Robert Tate, WR  
1997 Jason Fabini, OT  
Artrell Hawkins, CB  
Brad Jackson, LB  
Derrick Ransom, DE  
2000 Mario Monds, DT  
2004 Trent Cole, DE

## Texas vs. the Nation All-Star Bowl

2007 John Bowie, CB



# NFL DRAFT CHOICES

1940	Rd	No.	Team
John Popov, B	17	—	Chicago

1943	Rd	No.	Team
Nick Skorich, G	15	—	Pittsburgh

1944	Rd	No.	Team
Vern Ullon, E	5	—	Brooklyn

1946	Rd	No.	Team
Allen Richards, B	25	—	Chicago Bears

1947	Rd	No.	Team
Roger Stephens, B	4	—	Chicago Bears
Bill Smyth, T	5	—	Los Angeles Rams
Elbie Nickel, E	15	—	Pittsburgh
Fred Redeker, B	23	—	Green Bay
Dick Lagenbeck, T	27	—	Philadelphia

1948	Rd	No.	Team
Mike Graham, B	7	—	Los Angeles Rams

1950	Rd	No.	Team
Sheldon Dunlap, G	20	—	Baltimore
Tom Blake, G	30	—	Baltimore

1952	Rd	No.	Team
Frank Middendorf, C	12	—	Washington

1953	Rd	No.	Team
Bill Shalosky, G	5	—	Chicago Cardinals
Gene Rossi, B	11	—	Baltimore
Andy Matto, T	13	—	Los Angeles Rams
Jack Delaney, B	27	—	Pittsburgh

1954	Rd	No.	Team
Don Fritz, E	12	—	Pittsburgh
Bob Dougherty, B	20	—	Los Angeles Rams

1955	Rd	No.	Team
Terry Boyle, T	10	—	Pittsburgh
Dick Goist, E	12	—	Detroit
Jim Hoffman, B	28	—	Los Angeles Rams
Bob Howe, B	29	—	Los Angeles Rams

1956	Rd	No.	Team
Joe Miller, B	22	—	Philadelphia

1957	Rd	No.	Team
Jim Niemann, B	22	—	New York Giants

1958	Rd	No.	Team
Barry Maroney, B	13	—	Detroit

1959	Rd	No.	Team
Joe Morrison, B	3	—	New York Giants
Gene Johnson, B	9	—	Philadelphia

1960	Rd	No.	Team
Jim Leo, FL	3	—	New York Giants
Ed Kovac, B	6	—	Chicago Bears
Jack Lee, QB	6	—	St. Louis Cardinals
Max Messner, T	9	—	Detroit
Steve Rasso, B	16	—	Detroit

1961	Rd	No.	Team
Ron Kostelnik, G	2	—	Green Bay

1962	Rd	No.	Team
Ken Byers, T	7	—	New York Giants

1964	Rd	No.	Team
Jim Curry, E	6	—	Dallas

1965	Rd	No.	Team
Al Nelson, HB	3	—	Philadelphia
Brig Owens, DB	6	—	Dallas
Ted Rodosovich, G	12	—	Baltimore

1967	Rd	No.	Team
Jay Bachman, C	5	132	Green Bay

1969	Rd	No.	Team
Greg Cook, QB	1	5	Cincinnati
Lloyd Pate, RB	12	287	Buffalo

1970	Rd	No.	Team
Jim O'Brien, WR/K	3	70	Baltimore

1971	Rd	No.	Team
Bob Bell, DT	1	21	Detroit
Jesse Taylor, RB	10	244	Washington

1974	Rd	No.	Team
Evan Jolitz, LB	3	73	Cincinnati
Tom Forrest, G	8	185	San Diego
Reggie Harrison, RB	9	215	St. Louis Cardinals
Sal Casola, K	17	434	Buffalo

1975	Rd	No.	Team
Jeff West, TE/P	5	122	Cincinnati
Chuck Bland, DB	12	304	Dallas

1976	Rd	No.	Team
Tom Marvaso, DB	6	179	Washington
Wentford Gaines, DB	9	265	Pittsburgh
Ed Jones, G	14	378	San Diego
Clarence Sanders, LB	17	463	San Diego

1977	Rd	No.	Team
Keith Jenkins, DB	6	161	Atlanta
Lou West, DB	11	296	Pittsburgh

1978	Rd	No.	Team
Mike Woods, LB	2	52	Baltimore
Mike Connell, P	10	260	San Francisco
Charles Price, TE	10	264	San Diego

1979	Rd	No.	Team
Bob Wright, T	11	286	Chicago

1980	Rd	No.	Team
Farley Bell, LB	6	155	Washington

1982	Rd	No.	Team
Kari Yli-Renko, T	8	222	Cincinnati
Hobson Milner, RB	12	318	Minnesota

1987	Rd	No.	Team
Alex Gordon, LB	2	42	New York Jets
Reggie Taylor, RB	11	280	Cincinnati

1988	Rd	No.	Team
Danny McCoin, QB	11	281	Cincinnati

1989	Rd	No.	Team
Andrew Stewart, DE	4	107	Cleveland

1993	Rd	No.	Team
Ronnie Dixon, DT	6	165	New Orleans

1994	Rd	No.	Team
Mike Davis, CB	4	119	Houston
Jocelyn Borgella, CB	6	183	Detroit

1997	Rd	No.	Team
Sam Garnes, DB	5	136	New York Giants
Robert Tate, WR	6	183	Minnesota

1998	Rd	No.	Team
Artrell Hawkins, CB	2	43	Cincinnati
Brad Jackson, LB	3	79	Miami
Jason Fabini, OT	4	111	New York Jets
Derrick Ransom, DT	6	181	Kansas City
Rodrick Monroe, TE	7	237	Dallas

1999	Rd	No.	Team
Chad Plummer, WR	6	204	Denver

2001	Rd	No.	Team
Mario Monds, DT	6	186	Washington

2002	Rd	No.	Team
LaVar Glover, CB	7	212	Pittsburgh

2003	Rd	No.	Team
Antwan Peek, DE	3	67	Houston
Jon Olinger, WR	5	159	Atlanta
Blue Adams, CB	7	220	Detroit

2005	Rd	No.	Team
Trent Cole, DE	5	146	Philadelphia
Tyjuan Hagler, LB	5	173	Indianapolis
Daven Holly, CB	7	215	San Francisco

2007	Rd	No.	Team
John Bowie, DB	4	110	Oakland
Brent Celek, TE	5	162	Philadelphia

# BEARCATS IN THE PROS

The following is a list of Cincinnati Bearcats to play in the NFL, a similar league that preceded, or co-existed with the NFL. A player must have served on the roster with a respective team to be listed.

Player	NFL Team
Blue Adams (2002)	Detroit, Jacksonville, Tampa Bay, Cincinnati
Bill Bailey (1965)	Buffalo, Cincinnati
Danny Barrett (1982)	Calgary, Toronto, British Columbia (CFL)
Jay Bachman (1966)	Denver
Bob Bell (1970)	Detroit, St. Louis
Farley Bell (1979)	New England, Washington (USFL)
Troy Bodine (1984)	Ottawa (CFL)
Vaughn Booker (1991)	Kansas City, Green Bay, Cincinnati
Jocelyn Borgella (1993)	Detroit
Ken Byers (1961)	N.Y. Giants, Minnesota
Vince Carreker (1985)	Cleveland
Toney Catchings (1986)	Cincinnati
Antonio Chatman (2000)	Green Bay, Cincinnati
Trent Cole (2004)	Philadelphia
Mike Connell (1977)	Washington, San Francisco
Greg Cook (1968)	Cincinnati
Jamie Crysedale (1992)	Calgary (CFL)
Mike Davis (1993)	Houston, Cleveland
Mike Derks (1984)	Hamilton (CFL)
Nate Dingle (1993)	Baltimore, L.A. Rams
Ronnie Dixon (1992)	New Orleans
Jamar Enzor (2004)	Philadelphia, N.Y. Jets
Troy Evans (2000)	N.Y. Jets
Troy Evans (2000)	Houston, New Orleans
Jason Fabini (1997)	N.Y. Jets, Dallas, Washington
Bill Feldhaus (1935)	Detroit
Deno Foster (1984)	Ottawa (CFL)
Randy Fournier (1980)	Calgary
Andre Frazier (2004)	Hamilton, British Columbia (CFL)
Wentford Gaines (1975)	Pittsburgh, Cincinnati
Sam Garnes (1996)	Chicago
Antonio Gibson (1982)	N.Y. Giants, N.Y. Jets
LaVar Glover (2000)	Philadelphia, Baltimore (USFL), New Orleans
Don Goodman (1983)	Cincinnati
Darryl Goosby (1982)	St. Louis
Alex Gordon (1986)	Denver (USFL)
Tyjuan Hagler (2004)	N.Y. Jets, L.A. Raiders, Cincinnati
Reggie Harrison (1973)	Indianapolis
Allen Harvin (1982)	Pittsburgh
Artrell Hawkins (1997)	Philadelphia, Baltimore (USFL), Washington
Chris Hewitt (1996)	Cincinnati, Carolina, N.Y. Jets
Daven Holly (2004)	New England
Mike Hurst (1982)	New Orleans
Brad Jackson (1997)	Chicago, Cleveland
	Washington (USFL)
	Baltimore, Carolina




Joe Morrison, who played six different positions, played in five NFL championship games for the N.Y. Giants from 1959-72. Morrison holds the team record for receptions with 395.




Ken Byers was drafted in 1962 by the New York Giants and was a starting guard in two NFL title games.



Jason Fabini played eight seasons for the New York Jets and one in Dallas before moving to Washington.



A second-round choice of the Cincinnati Bengals in 1998, Artrell Hawkins is entering his 11th season in the NFL.



An eight-year NFL veteran, Brad Jackson earned a Super Bowl ring in 2001 with the Baltimore Ravens.





Heading into his fifth season in the NFL, Antwan Peek was chosen by the Houston Texans in 2002.



Drafted as a defensive tackle by Green Bay, Ron Kostelnik won five NFL championships with the Packers from 1961-69.



Jim O'Brien (right) whose last-minute field goal lifted Baltimore to the Super Bowl V title, heads a list of impressive kicking alumni, which includes bare-footed kicker Rich Karlis, punter Mike Connell, and kicker Jeff West.

Player	Team
George Jamison (1983)	Baltimore (USFL), Detroit, Kansas City
Mel Jenkins (1983)	Calgary (CFL), Seattle, Detroit
Al Johnson (1971)	Houston
Gene Johnson (1958)	N.Y. Giants, Philadelphia
Evan Jolitz (1973)	Cincinnati
Rich Karlis (1980)	Denver, Minnesota, Detroit
Ron Kostelnik (1960)	Green Bay
Ed Kovak (1959)	Chicago
Howie Kurnick (1979)	Cincinnati
Jack Lee (1959)	Kansas City, Houston, Denver
Jim Leo (1959)	N.Y. Giants
Freddie Logan (1982)	Michigan (USFL)
Tom Marvaso (1975)	N.Y. Jets
Danny McCain (1987)	Detroit
Max Messner (1959)	Detroit, N.Y. Giants, Pittsburgh
Mario Monds (2000)	Cincinnati, N.Y. Giants
Rodrick Monroe (1997)	Atlanta, Cleveland
Joe Morrison (1958)	N.Y. Giants
Al Nelson (1964)	Philadelphia
Elbie Nickel (1946)	Pittsburgh
Rob Niehoff (1986)	Cincinnati
Ray Nolting (1935)	Chicago
Zach Norton (2003)	Baltimore
Jim O'Brien (1969)	Baltimore, Detroit
Jon Olinger (2002)	Carolina
Tom O'Malley (1949)	Cleveland
Brig Owens (1964)	Washington
Lloyd Pate (1968)	Buffalo
Antwan Peek (2002)	Houston
Roger Perdrix (1964)	Ottawa (CFL)
Chad Plummer (1998)	Indianapolis, Cincinnati
Phil Poirier (1989)	Calgary (CFL)
Dan Raines (1977)	Chicago
Derrick Ransom (1997)	Kansas City, Arizona
Gene Rossi (1952)	Calgary (CFL)
Clarence Sanders (1975)	Kansas City
Jon Sawyer (1986)	New England
Dan Sellers (1986)	Toronto, British Columbia (CFL)
Nick Skorich (1942)	Pittsburgh
Bill Smythe (1946)	Los Angeles, Cleveland
Bob Stratton (1951)	Toronto (CFL)
Andrew Stewart (1988)	Cleveland, Cincinnati
Clint Stickdorn (2004)	Detroit
Jake Sweeney (1940)	Chicago
Robert Tate (1996)	Minnesota, Baltimore, Arizona
Reggie Taylor (1986)	Tampa Bay, British Columbia (CFL)
John Thornton (1990)	Cleveland
Clem Turner (1966)	Cincinnati
Jeff West (1974)	San Diego, St. Louis, Seattle
Mike Woods (1977)	Baltimore
Mike Wright (2004)	New England
Kari Yli-Renko (1981)	Chicago, New Jersey, Baltimore (USFL), Calgary (CFL)

Note: Last season as a Bearcat in parentheses.





## ALL-TIME LETTERWINNERS

## A

Abramowicz, Stan 1941-42  
 Abrams, Joe 1988-90-91-92  
 Abrahams, Mortimer 1906-07-08-09  
 Ackerson, D. Hayward 1907  
 Adams, Blue 1998-00-01-02  
 Adams, Derrick 1999-00-01-02  
 Adams, Dorian 1992-93-94-95  
 Adams, Edward 1905-06  
 Agger, Eugene 1900  
 Ahiborn, C.A. 1885  
 Alberts, Butch 1969-70-71  
 Alexander, Edwin 1939  
 Allen, Darryl 1964-65-66  
 Allen, Ernest 1991-92-93-94  
 Allen, Jim 1945  
 Allen, John 1909-10-11-12  
 Allen, Marvin 2001  
 Allgyer, Don 1958  
 Alii, Kazeem 2006  
 Altamer, Harold 1916-17  
 Ambers, Willie 1976-77  
 Amburgy, Bob 1966-67-68  
 Ames, Edward 1917  
 Amlin, Kenny 1945  
 Anderson, John 1960  
 Anderson, Josh 1994-96-97-98  
 Anderson Paul 1990-91-92  
 Anderson, Roger 1939  
 Anderson, Trevor 2005-06  
 Anderson, William 1947-48  
 Andino, Lazaro 1985  
 Andreadis, Harry 1951-52-53-55  
 Andrew, Timmy 1989-90  
 Androit, Don 1977-78-79-80  
 Anthony, Floyd 1950-51-52  
 Apke, Joe 1983-84  
 Archer, Mickey 1978  
 Archer, Terry 1984-85  
 Archie, Chris 1998  
 Arena, John 1988-89-90-91  
 Armstead, Fred 1997  
 Arnold, Terry 2003  
 Asbeck, Chris 1985-86-87-88  
 Atkinson, Santo 1972-73-74  
 Aukerman, Norm 1954-55-56  
 Austin, John 1967

## B

Baarendse, Bruce 1978-79-80-81  
 Babcock, Joe 1945  
 Babylon, Elva 1928  
 Bachman, Charles 1903  
 Bachman, Jay 1965-66  
 Bachman, Nathan 1922-23  
 Bachman, Stanley 1907  
 Backherms, Alvin 1915-16  
 Bacon, Jon 1993-94-95  
 Baehr, Lenoard 1913-14-15  
 Baer, Carl 1897-98-99  
 Bahman, Robert 1890  
 Baker, Chad 1994  
 Bailey, Art 1976-77  
 Bailey, Bill 1964-65  
 Bailey, Gilbert 1890  
 Balkum, Miit 1966-67-68  
 Ballard, Brad 1980-81  
 Ballard, Clark 1932-33-34-35  
 Ballard, Terry 1964-66  
 Ballman, Harry 1931  
 Banks, Aldolphous 1965  
 Banks, Ed 1959-60-61  
 Bardaro, Joe 1968-69  
 Barklow, J. Paul 1929-30  
 Barney, Ernest 1929-30  
 Barone, Robert 1985

Barrett, Dan 1979-80-81-82  
 Barrett, Dennis 1965  
 Barrett, Mike 1966-67-68  
 Barwin, Connor 2005-06  
 Bass, Butch 1973-74-75-76  
 Bass, William 1896-97  
 Bates, Doug 1989  
 Bates, Hugh, 1901  
 Bauer, Bert 1947  
 Bauer, Edwin 1917-18  
 Bauer, Wilber 1923-24  
 Beal, Eric 1995-96  
 Beck, Gene 1982-83  
 Beckman, Roland 1957  
 Beckum, Steve 1976-77  
 Bedway, John 1940-41-42  
 Beebe, Henry 1909  
 Belen, Steve 1985  
 Bell, Bob 1968-69-70  
 Bell, Chris 1979-80  
 Bell, Farley 1978-79  
 Bell, Steve 1974-75-76  
 Bellamah, Howard 1947-48-49  
 Bellisari, Mike 1978  
 Benham, Robert 1932  
 Bennett, Mike 1987-88  
 Bennett, William 1890  
 Bennie, Dan 1967  
 Benton, Butler 2004-05-06  
 Benzinger, Joseph 1949-50-51  
 Berry, Dwayne 1976-77-78  
 Berry, W. Durrant 1894-95  
 Bertholf, Bruce 1969  
 Bertram, Bill 1957-58-59  
 Bertucci, David 1998-99  
 Bettelman, H.W. 1886-87  
 Bettis, Jim 1979-80-81  
 Bible, Dana 1973-74-75  
 Bible, Daryl 1979-80  
 Biedinger, Harry 1908  
 Biggs, Ken 1996-97-98  
 Billings, DeMarcus 1999-00-01-02  
 Birt, Charles 1924-25  
 Bissmeyer, Albert 1910-11-12  
 Bittekofer, Jack 1948-49  
 Bjorson, Kris 1989-90-91-92  
 Black, Charles 1956-57-58  
 Black, Sam 1995  
 Blackwood, Paul 1993-94  
 Blake, Tom 1946-47-48  
 Bland, Charley 1973  
 Blank, Denny 1966-67-68  
 Blascovich, Ben 1957-58  
 Blackick, Frank 1961  
 Blau, John 1913  
 Blaylock, Jeff 1991-92-93-94  
 Blum, Bob 1950  
 Bockhorst, Mike 1988  
 Bodine, Troy 1983-84  
 Bodnar, Bob 1958  
 Boehme, Doug 1977  
 Bohl, Harold 1928-29  
 Bohnert, Doug 1976  
 Bohrer, Robert 1938-39  
 Bolar, Diron 1993-94  
 Bolis, Ed 1970-71-72  
 Bolser, Harvey 1945  
 Bolton, Jeremy 2004-06  
 Bonds, Jay 1974-75  
 Bonner, Cornelius 1996-97-98  
 Booker, Vaughn 1987-91  
 Boone, Jonathon 1992  
 Boozie, Bill 1980-81-82-83  
 Borgella, Jocelyn 1990-91-92-93  
 Boslet, Dan 1992-93  
 Boss, Ralph 1915  
 Bowen, Joseph 1923  
 Bowley, John 2003-04-06

Bowman, Marvin 1985-87-88-89  
 Box, Harry 1902  
 Boyle, Dan 1976  
 Boyle, Terry 1952  
 Bradford, Ray 1923-24-25  
 Bradford, William 1923-24-25  
 Bradner, George 1923  
 Brayboy, Gerard 1996-97-98  
 Brennan, Tim 1982-83  
 Brill, Don 1948-49-50  
 Brilliant, Pierre 1995-96-97  
 Brinson, Jerome 1982-83  
 Britford, Mike 1990-91-92-93  
 Brockman, Don 1971-72-73  
 Brokaw, G. 1905  
 Brookins, Mike 1978-79-81  
 Brooks, Arnold 1986  
 Brown, Mike 2002-03  
 Brown, Rob 1983  
 Brown, Robert 1989-90  
 Brown, Ryan 2004-05  
 Brown, Scott 1990-91-92  
 Brown, William 1931-32  
 Brunhoff, Henry 1920-21  
 Brunn, Gary 1976-77  
 Brunt, Ray 1993-94-95-96  
 Brusciannelli, Jack 1988-89  
 Bryant, Damon 1990-91  
 Bryant, Lester 1914-15  
 Bryant, Ron 1968-70-71  
 Buchanan, Harry 1910-11-12  
 Buell, Harry 1887  
 Buerger, Frederick 1911-12-13  
 Bujnoch, Digger 2004-05-06  
 Bunker, Al 1933  
 Burdick, Frank 1933  
 Burdick, Shaun 1983-84-85-86  
 Burleson, Mike 1967  
 Burns, Victor 1903  
 Burrow, Jeff 1996-97-98-99  
 Bursiek, Ralph 1928-29-30  
 Bury, Brad 2005  
 Bush, Eric 1988-91  
 Butcher, H.G. 1899  
 Butler, Aaron 2000-01  
 Butler, Greg 1971-72-73  
 Butz, Charles 1895-96  
 Butz, John 1976-77-78  
 Byers, Ken 1959-60-61  
 Byrd, Jim 1967  
 Byrd, Terrill 2005-06  
 Byrd, Vince 1997-98

## C

Caldwell, J.H. 1985-87  
 Caldwell, Robert 1905  
 Caleca, Joe 1978-79-80-81  
 Callicott, Franklin 2002-03  
 Cameron, Mike 1966  
 Campbell, Jack 1951-52-53-54  
 Campbell, Mike 1973-74  
 Canard, Terry 1972-73  
 Canary, Dave 1957-58-59  
 Canfield, Trevor 2005-06  
 Cannon, Tim 1982-83-84  
 Capelle, Lou 1939  
 Capelle, Smith 1938-39-40  
 Carey, Collin 2003-04  
 Carmon, Chris 1988-89-90-91  
 Carmon, Jim 1989-90-91-92  
 Carozzoni, Joe 1978-79-80-81  
 Carpenter, Dan 1962  
 Carpenter, Jon 2004-05-06  
 Carreker, Vincent 1985  
 Carson, Arch 1885-86-87-88-89  
 Carter, Lewis 1998-99-00-01  
 Carthan, Larry 1980-81-82

Carvitti, Tony 2003-04-05-06  
 Casey, Steve 1990-92  
 Casola, Sal 1971-72-73  
 Catanella, Nick 1971-72  
 Catchings, Toney 1985-86  
 Catenacci, John 1976  
 Catlow, William 1887  
 Cauley, Darrell 1961-62-63  
 Cedeno, Edgar 1995  
 Celek, Brent 2003-04-05-06  
 Certain, Doug 1981-82  
 Chambers, Clark 1972  
 Chambers, William 1892-93  
 Champion, Hassan 1995-96-97-98  
 Chapman, H.G. 1916-17  
 Charity, Bob 1976-77  
 Charls, George Herbert 1898-99  
 Chase, John 1975  
 Chatman, Antonio 1999-00  
 Chayra, Steve 1996-97  
 Cherkiss, Bob 1972  
 Chermek, Dave 1960  
 Cherrington, Frank 1904  
 Childress, Rick 1984-85-86  
 Chiodi, Andy 1960-61  
 Chirchella, Mike 1979-80  
 Chisolm, Dwayne 1979-80-81-82  
 Chlebeck, Tom 1967  
 Chrisman, Claude 1893  
 Citron, Herbert 1945  
 Claggett, Thomas 2005-06  
 Clancey, J.A. 1904  
 Clark, Cornelius 1981-82-83  
 Clark, Michael 1976-77-78-79  
 Clark, Mike 1973-74-75  
 Clemens, Mel 1951  
 Cleveland, Errol 1981-82-83  
 Climer, William 1928-29  
 Clyde, Edgar 1913  
 Cobb, Bob 1976  
 Cobb, Fred 1976-77-78  
 Cobb, Gardner 1973-75-76-77  
 Cocksowski, Jim 1963  
 Cockrell, Johnathan 1988-89-90-91  
 Coffee, Shane 1989  
 Cole, Lowery 1996-97  
 Cole, Trent 2002-03-04  
 Coleman, Marcus 1994  
 Colton, Anthony 2002-03  
 Cokes, Shawn 1989  
 Collaros, Tim 1967  
 Collett, Steve 1970  
 Collins, Doug 1965-66-67  
 Collins, Jack 1969  
 Collins-Baker, Jason 1997-98-99-00  
 Comchoc, Rudy 1954-55  
 Conatser, Ken 1959-60-61  
 Conatser, Will 1952-53-54  
 Concilla, Joe 1951-52-53  
 Connell, Mike 1974-75-76-77  
 Conner, Chuck 1957  
 Constable, Charles 1917-18-20  
 Converse, Howard 1959-60  
 Cook, Brent 1969-70  
 Cook, Greg 1966-67-68  
 Cook, Jim 1936  
 Cook, Walter 1900-01-02  
 Coons, Edgar 1921  
 Cooper, Jackie 1988-89  
 Cooper, Robert 1996-97-98-99  
 Cooper, Russell 1980  
 Coppess, Jason 1990-91-92-93  
 Coppola, Bob 1999-00  
 Coppola, Ted 1963-64  
 Costello, Walter 1902  
 Cornett, Torry 2006  
 Couch, John 1885  
 Couch, Ron 1955-56-57

Cousins, Mike 1970-71  
 Cowan, Steve 1969-70-71  
 Coyle, Max 1939-40  
 Craggette, Hosea 1970-72  
 Craig, Angelo 2005-06  
 Craig, Lewis 1931  
 Crampton, Frank 1928  
 Crawford, Mark 1980-81-82-83  
 Cretors, Paul 1940  
 Crist, Ray 1924  
 Croake, William 1916-17  
 Crolley, Frank 1920-21  
 Cross, Frank 1891  
 Croucher, James 1940  
 Crumrine, Chuck 1956-57-58  
 Cry, Leonard 1986-87-88  
 Crysdale, Jamie 1989-90-91-92  
 Cummins, James 1937  
 Cunningham, Eldon 1899-1900  
 Curl, Joe 1979-80  
 Curry, Jim 1962-63  
 Curry, Phillip 1994-95-96-97  
 Cusumano, Mike 1977-78  
 Cygan, Joe 1969  
 Cynkar, Lou 1967

## D

Dablow, Steve 1967  
 Daley, Jim 1976-77-78  
 Dallen, Tom 1993-94  
 Daniels, Kwesi 1998  
 Daniels, Matt 1985  
 Daniels, Mike 2003-04-05  
 Daniels, Quincy 1972  
 Darden, Malcolm 1983-84  
 Daum, Fred 1938-39  
 Davila, Nick 2005-06  
 Davis, Adolph 1910-11-12  
 Davis, Antonio 1999-00  
 Davis, Bill 1985-86-87-88  
 Davis, Bryan 1999  
 Davis, G. Allen 1931-32-33  
 Davis, Hank 2005  
 Davis, Joe 1963  
 Davis, Larry 1961  
 Davis, Michael 1991-92-93  
 Davis, Wilford 1916-17-18  
 Dawley, Cedric 2003  
 De Rosa, Charles 1963  
 Deatherage, J.R. 2000-01  
 DeFillipo, Nick 2006  
 DeGarmo, Al 1945  
 Deinhart, Marty 1980  
 Del Bene, Dom 1951-52-53  
 Del Fine, Michael 1953  
 Del Rosa, Bob 1956-57-58  
 Del Rosa, Gus 1954-55-56  
 Delaney, Jack 1950-51-52  
 DeLucia, Chet 1975-76-77  
 Denk, Jim 1966  
 Denk, Ed 1956-57-58  
 Denser, Clarence 1914-15-16  
 Derks, Mike 1984  
 DeRosa, Doug 1962-65  
 DeVincentis, Larry 1957  
 DeWalt, Carl 1974-76-77  
 DeWitz, Keith 1957  
 Dickerson, Richard 1903-04  
 Dickson, William 1894-95-96  
 Diehl, George 1891  
 Dillhoff, Glen 1951-52-53-54  
 Dingle, Nate 1990-91-92-93  
 Dixon, Joe 1998-99-00  
 Dixon, Malloy 1938-39-41  
 Dixon, Rob 2002  
 Dixon, Ronnie 1990-91-92  
 Dixon, Troy 1987-88

## E

Eastlake, Steve 2003-04-05  
 Easton, Russell 1909-10-11-12  
 Eaton, Lyman 1893-94-95-96  
 Ebberts, Howard 1941  
 Eddington, Derrick 2003  
 Edwards, Steve 1979-80-81-82  
 Edwards, Willis 1999-00-01-02  
 Egenolf, Tom 1981-82-83-84  
 Eiben, Larry 1967-68-69  
 Eilerman, Joe 1977-78-79  
 Eilers, Henry 1917-18-19-20  
 El-Amin, Khalil 2005  
 Elchynski, Ted 1959  
 Elliott, Dante 1998-99-00  
 Elmingier, Steve 1985  
 El-Mubarak, Muhammed 1991-93-94-95  
 Emerson, Lowe 1896  
 Emmerich, Charles 1936  
 Emmerich, Gus 1935  
 Enzor, Jamar 2001-02-03-04  
 Ertle, Ron 1969-70-71  
 Ervin, Chet 2002-03-04-05  
 Estadt, Dick 1960  
 Evans, Percy 1995-96-97-98  
 Evans, Phil 1956  
 Evans, Troy 1999-00  
 Everham, Arthur 1900-01

## F

Fabini, Jason 1994-95-96-97  
 Fabis, Glenn 1976-78-79-80  
 Farsfing, Patrick 2003-04-05-06  
 Faris, Jim 1945  
 Farkas, Glenn 1987-88-89-90  
 Farrell, Tom 1961  
 Faulkner, Dave 1952-53-54  
 Fayton, Robert 1980  
 Feaster, John 2002-03  
 Fein, Rick 1973-75  
 Felchner, Bill 1971  
 Felder, Darrius 1993-94-95-96  
 Feldhaus, Bill 1934-35-36  
 Felsner, Glen 1983  
 Fenker, Clem 1911-12-13  
 Fenlon, Robert 1946-47-49  
 Fennekohl, Art 1927  
 Fennel, Adolph 1900-01-02  
 Fennell, Clem 1970-71-72  
 Fenzel, Al 1945  
 Ferguson, Bill 1939  
 Ferguson, Delbert 2006  
 Ferguson, Shawn 1995-97-98  
 Fick, John Edward 1918  
 Fields, Ivan 1999-00-01-02

Filger, Joseph 1925-26-27  
 Finch, Neil 1907  
 Fink, David 1988-89  
 Fishback, Victor 1914-15  
 Fisher, Frank 1907  
 Fisher, N.V. 1927-28  
 Fitzgerald, Chuck 1991-92  
 Fitzgerald, Leroy 1931-33  
 Fitzgerald, P.H. 1920-21  
 Flach, Fred 1903-04  
 Flaherty, Mike 1965  
 Fleming, Bob 1945  
 Fletcher, Alan 1991-92-93  
 Fletcher, Tom 1969-70  
 Flohr, Ralph 1909-10-11-12  
 Flores, Chris 2006  
 Fogler, Jim 1981-82-83  
 Foley, Albert 1937  
 Foley, Louis 1893  
 Foley, William T. 1905-06  
 Ford, Ed 1966  
 Ford, Marion 1971-72-73  
 Foreman, Butch 1967-68-69  
 Foreman, William 1896-97  
 Forrest, Ted 1998-99-00-01  
 Forrest, Tom 1970-72-73  
 Foster, Deno 1981-82-83-84  
 Foster, Trevor 1992-93-94-95  
 Fournier, Randy 1977-78-79-80  
 Fowler, Bill 1973-74-75  
 Fowler, Ken 1993-94-95  
 Francoise, Bill 1977  
 Francisco, Shaun 1990  
 Franklin, Cliff 1942  
 Franks, Nick 1982-83-84-85  
 Franz, Ron 1957-58-59  
 Fratz, Arthur 1918-20-21-23  
 Frazier, Andre 2001-02-03-04  
 Freeman, E.R. 1885  
 Freese, Ollie 1942-46  
 Frey, Carl 1918-19  
 Friedman, Sid 1938-39-40-41  
 Fries, Daniel 1914-19-20  
 Frisina, Mike 1977-78  
 Fritsch, Louis 1899-00  
 Fritz, Don 1951-52-53  
 Fry, Chip 1977  
 Fugere, Rich 1963-64-65  
 Fuller, Bobby 1998-99  
 Fulop, Jeff 1988-89-90-91  
 Fulton, Ivan 1995-96  
 Furste, Wesley 1903

## G

Gaines, Wentford 1974-75  
 Ganelli, Dave 1969-70  
 Gant, London 1936  
 Ganter, Steve 1976-78-79-80  
 Garden Lloyd 1998-99-00  
 Garvin, Milton 1937-38-39  
 Garvin, Pete 1946  
 Gates, Edward 1892  
 Gates, Mike 1979-80-81-82  
 Geiser, Bob 1957  
 George, Chris 1995  
 George, Eric 1985  
 George, Ron 1966  
 Gerdson, Al 1939  
 Germany, Donald 2003-04-05  
 Giacometti, Dean 1940-41  
 Giannandrea, John 1957-58-59  
 Gibboney, Larry 1936-37

Gibbs, Kirk 1999-00  
 Gibbs, Robert 1979-80-83  
 Gibson, Antonio 1981-82  
 Gibson, Gene 1949-50  
 Gibson, Jim 1942  
 Giddens, Antwan 2004-05  
 Giebel, Robert 1914  
 Gilliland, Sam 1936  
 Gilliland, William 1930-31-32  
 Gilyard, Marshwan 2005  
 Glasgow, Charles 1920-22-23  
 Glasgow, Russell 1922-23-24  
 Glatthaar, Bradley 2004-05-06  
 Glover, LaVar 1998-99-00-01  
 Godlewski, Stan 1951-52-53  
 Goebel, John 2006  
 Gohenn, Richard 1910-11-12  
 Goist, Dick 1951-52-53-54  
 Golding, William 1937  
 Goldmeyer, Clifford 1929-30-31  
 Golder, Phil 1960-61-62  
 Goodman, Dominick 2005-06  
 Goodman, Don 1982-83  
 Goosby, Darryl 1981-82  
 Goosman, Herbert 1913-14-15  
 Gordon, Alex 1983-84-85-86  
 Gordon, Jack 1951-55-56  
 Gordon, Walt 1956-57-58  
 Gorton, Mike 1968  
 Gossett, DeJuan 1997-98-99-00  
 Gotovac, Nick 1984-85  
 Grace, Ralph 1936  
 Grad, John 1960-61  
 Grady, Tim 1969-70  
 Graham, Jeff 1986-87  
 Graham, Mike 1942-46-47  
 Gramann, Mike 1983-84  
 Grammer, Donald 1950-51-52  
 Grant, Reggie 1992-93-94  
 Grant, Bill 1957-58-59  
 Grawe, William 1930  
 Gray, Geoffrey 1903  
 Graydon, Joseph 1893  
 Green, Bo 1978-79-80-81  
 Green, George 1898  
 Green, Gordon 1954-55-56  
 Green, Jim 1967  
 Green, Trey 1983-84-85-86  
 Greenbaum, Walter 1900  
 Greene, Marcellus 1977  
 Greenlees, Campbell 1889  
 Gregg, Clifford 1915-16-17  
 Greig, Daniel 1909  
 Gregg, Ellis 1914-15-16  
 Gretchen, Mike 1940-41-46  
 Greuensclaeger, Steve 1985  
 Griest, Howard 1941  
 Griffin, Brad 1983-84  
 Grigas, Charles, 1963  
 Griggs, Mark 1978  
 Grimes, Mike 1977  
 Grimsley, Dan 1988-89-90-91  
 Grooms, Terry 1993-94-95-96  
 Grothaus, Keith 1975  
 Grubb, Ted 1997-98  
 Grutza, Dustin 2005-06  
 Guidugli, Gino 2001-02-03-04  
 Gulick, Richard 1936  
 Guyot, Noel 1951-52-53-54  
 Guzda, Mike 1990-91-92-93  
 Gwynne, Dave 1959

## H

Haas, Elwood 1917  
 Habekotte, Georgia 1916  
 Haby, Linus 1934-35-36  
 Haehnle, Elmer 1909-10  
 Hagans, Aaron 1977-78-79  
 Hagler, Tyjuan 2002-03-04  
 Hailey, Ben 1980-81-82-83  
 Hall, Chas 2000  
 Hall, James 1932-33-34-35  
 Hall, JaJuan 2003-04-05-06  
 Hall, Lionel 1939-40  
 Hall, Richard 2002-03-04  
 Hall, William O. 1911-12  
 Hallerman, Lee 1924-25-26  
 Hallett, Arthur 1928-29-30  
 Hamilton, Joe 1998-99  
 Hamm, Tremell 1993  
 Hammel, John 1887  
 Hampton, Guy 1979  
 Handwerker, David 1978-79  
 Hankes, Francis 1918  
 Hanna, Clarence 1945  
 Harden, Zeke 1971-72  
 Harder, Tim 1988  
 Hardin, Ollie 1949  
 Harding, Darrell 1992-93-94-95  
 Hargrove, Carl 1981-82-83  
 Harlan, Nate 1950-51-52  
 Harless, Ted 1961  
 Harned, Mark 1914  
 Harp, Lance 1991-92-93  
 Harp, Larry 1960-61  
 Harper, Eric 1997-98  
 Harris, David 2000-01-02  
 Harris, Rob 1982  
 Harris, Rodney 1990  
 Harrison, Joe 1999-00-01  
 Harrison, William 1929-30  
 Harrison, Reggie 1971-72-73  
 Harry, Joseph 1885-86  
 Hart, Dennis 2002-03  
 Hartkopf, Leif 1979-80  
 Hartman, Jim 1942  
 Hartong, Hank 1961  
 Hartzell, Morton 1894-95  
 Harville, Cecil 1952  
 Harvin, Allen 1978-79-80-81-82  
 Harwell, Tedric 2001-02-03-04  
 Haslinger, Lee 1949-50-51  
 Hatcher, Bryant 1989  
 Hawk, Joe 1948-49  
 Hauser, Dan 1975  
 Hausfeld, Robert 1987-88  
 Hawkins, Artrell 1994-95-96-97  
 Haydon, John 1891  
 Hayes, Ron 1974-75-76  
 Hays, Harry 1887-88  
 Hays, Larry 1960-61-62  
 Hazel, Kevin 2002-03  
 Hebbeler, Joe 1959  
 Heffron, Ron 1983-84  
 Heidorn, Ray 1966-67  
 Heil, Phillip 1931-32-33  
 Heineman, Scott 1977-78-79-80  
 Heindold, Frederick 1916-19-20  
 Heinz, Bill 1969  
 Heitkamp, Greg 1987-88  
 Heizmann, Les 1948  
 Helm, Tony 1979-80-81-82  
 Henderson, Jim 1969-71  
 Hendricks, Charles 1903  
 Heneveld, Craig 1969-70-71  
 Hergott, Greg 1998-99  
 Herman, Roman 1924-25-26  
 Hermann, John 1930-31  
 Hernadez, Oscar 1983

Hess, Barry 1961  
 Hessel, Edward 1932  
 Hessler, Harvey 1924  
 Heuck, Alphonso 1887  
 Heuck, Robert 1909-10-11-12  
 Heuck, Walter 1910-11  
 Hewitt, Chris 1993-94-95-96  
 Hibbard, Merrill 1893-94-95-96  
 Hice, Nate 1999-00  
 Hice, Joe 1985-86-87-88  
 Hicks, Louis 1913  
 Higgins, Phil 1961-62-63  
 Hill, Howard 1978  
 Hilliard, Mike 1970-71  
 Hinson, John 2003  
 Hoeh, Jim 1972-73-74  
 Hoffmeister, Charles 1905-06-09  
 Hogg, Cassius 1888  
 Hoke, Anthony 2004-05-06  
 Hollaender, Dave 1945  
 Holland, Robert 1902-03  
 Holly, Daven 2001-02-03-04  
 Holmes, Fred 1937  
 Holstein, Jim 1950  
 Holterhoff, Ralph 1892-93-94  
 Holthaus, Denny 1969-71-72  
 Hood, 1909  
 Hoog, Don 1988-89  
 Hoog, Doug 1988-89-90-91  
 Hoose, Jim 1964-65-66  
 Hoover, Adam 2000-01  
 Hopkins, William 1918-19  
 Hoppel, Adam 2006  
 Horschel, Joe 1969-70  
 Horton, Antoine 2003-04-05-06  
 Householder, Mark 1978-79-80  
 Houser, Don 1990  
 Howard, 1905  
 Howard, Steve 1984-85  
 Howell, Bob 1961-62-63  
 Howles, James 1924-25  
 Hrnyak, Nick 1968-70  
 Huber, Daryl 1985-86-87-88  
 Hubley, Myron 1928  
 Huckle, Raymond 1928-19-20  
 Hudson, Reggie 1991-92-93-94  
 Hughes, Donnell 1989  
 Humphrey, Hayden 1988  
 Humphrey, Will 1991  
 Humphrey, Wilson 1989-90  
 Hundemer, Will 1950-53  
 Hunt, Ashley 1997-98-99-00  
 Hunt, Jack 1945  
 Hunter, Jason 2001-02  
 Hunter, Billy 1970-71-72  
 Hunter, Denton 1971  
 Hunter, Dwayne 1987  
 Hunter, Paul 1974  
 Hurley, Edward 1904  
 Hurst, Mike 1981-82  
 Husic, Bob 1950-51-52  
 Hyndman, Fred 1909  
 Hynes, Robert 1923  
 Hynoski, Fred 1960-61-62

## I

Iber, Frank 1920-21  
 Ibold, 1904  
 Iglaue, Samuel 1891-92-93-94  
 Inott, Ralph 1904-05-06-07  
 Insalaco, Phil 1986-87-88  
 Isham, Phillip 1894  
 Isom, Jasen 1997-98  
 Ivanovich, Mike 1977  
 Ivey, Gene 1924  
 Ivy, Scott 1981-82-83-84

## J

Jackson, Andre 1983-84-85-86  
 Jackson, Anthony 1991  
 Jackson, Boyd 1983-84-85  
 Jackson, Brad 1994-95-96-97  
 Jackson, Campbell 1917  
 Jackson, David 1995-96-97-98  
 Jackson, Denny 1968-69  
 Jackson, Earnest 2004-05-06  
 Jackson, Jeremy 2001-02-03-04  
 Jackson, Jonathan 2002-03  
 Jackson, Kevin 1994  
 Jackson, Ray 2000-01  
 Jackson, Tony 1965-66-67  
 Jacobs, Don 1939  
 Jaeger, James 1951  
 James, Dick, 1969-70-71-72  
 Jamison, George 1980-81-82-83  
 Jansen, Don 1949-50  
 Jarrett, Harry 1983  
 Jarvis, Dick 1950-51  
 Jefferson, Bob 1987-88  
 Jenike, Bill 1952  
 Jenkins, Brian 1990-92-93  
 Jenkins, Gary 1971-72  
 Jenkins, Keith 1975-76  
 Jenkins, Mark 1982-83  
 Jenkins, Mel 1982  
 Jessen, Tom 1947-48  
 Jeter, Frank 1975-76-77  
 John, Patrick 1991-92-93  
 Johnson, Albert 1969-70-71  
 Johnson, Carl 1989  
 Johnson, Clyde 1890-91-92-93  
 Johnson, Doug 1997  
 Johnson, Ed 1986-87  
 Johnson, Eddie 1997-98-99-00  
 Johnson, Ellis 1978-79  
 Johnson, Murray 1952-53  
 Johnson, Nils 1989-90  
 Johnson, Paul 1956  
 Johnson, Richard 1989-90-91  
 Johnson, Ron 1976-77  
 Johnson, Walter 1985-86-87  
 Johnston, DeWayne 1999-00-01  
 Jolitz, Evan 1972  
 Jones, Ben 1963  
 Jones, Brad 2006  
 Jones, Carl 2002-03  
 Jones, Dick 1938-39-40  
 Jones, Doug 2004-05-06  
 Jones, Ed 1973-74-75  
 Jones, George 1978-79  
 Jones, Jeff 1987-88-89-90  
 Jones, Travis, 1989-90  
 Jones, Tyjuan 2005  
 Jordan, Alvin 1992  
 Jordan, Ken 1965-66-67  
 Judge, Joe 1998-99  
 Julian, James 2002  
 Justice, Howard 1916-17-18

## K

Kaemmerle, Carl 1932-33  
 Kane, Bob 1950-51  
 Kane, Dick 1948-49-50  
 Kantor, Bob 1960  
 Kapetanios, Tony 1977-78-79  
 Karlis, Rich 1978-79-80  
 Katenkamp, Tom 1977  
 Kattus, Mike 1960-61  
 Katz, Dale 1990-91-92  
 Katzeff, Rick 1972  
 Kaufman, Earle 1933-34-35  
 Keane, Mike 1948  
 Keck, Tinker 1997-99

Keinath, William 1937  
 Keith, Tye 1999-00-01-02  
 Kelchner, Orville 1938-39-40  
 Kelchner, William 1940  
 Keller, George 1924  
 Kellett, Dan 1978-79  
 Kelly, Dellano 1984-85-86-87  
 Kelly, James 1973-74-75  
 Kelly, Jim 1947-48-49-50  
 Kelly, Mike 1968-69  
 Kelly, Mike 1986-87  
 Kemper, Roger 1887-88  
 Kemper, Roger Hall 1897  
 Kennedy, Edward 1910-11-12-13  
 Kenner, Deontey 1997-98-99-00  
 Kennett, William 1902  
 Kibler, Carl 1916  
 Kimbrough, Craedel 1992-93-94-95  
 Kinney, Clark 1957  
 Kinney, Ransom 1918  
 Kinsey, Boyden 1891-92-93-94  
 Kinsey, Lawrence 1929-30  
 Kinsler, Latish 1990-91-92-93  
 Kirkpatrick, Ville 1902  
 Kirstein, Paul 1936  
 Klein, Chester 1912-13  
 Kleinhenz, Mike 1971-72-73  
 Klimczak, Stan 1947-48-49  
 Kloboves, Ed 1977-78-79  
 Klusman, Len 1945  
 Knapp, Fred 1933  
 Kneisner, Bill 1945  
 Knight, Earl 1952-53  
 Knighten, Willis 1990  
 Knutson, Matt 1995  
 Kobalka, John 1994-95-96-97  
 Koehler, Walt 1959  
 Koehler, William 1916-17  
 Koester, Kyle 2003  
 Kohl, Chris 1988-89  
 Koman, Larry 1965  
 Konkel, Ron 1956  
 Kopich, Bob 1962-63-64  
 Kopich, Frank 1963  
 Koppenhoeffter, Ted 1975  
 Kostelnik, Ron 1959-60  
 Kouri, Larry 1955-56  
 Kovac, Ed 1957-58-59  
 Koynock, Joseph 1990  
 Krampe, Hugo 1908-09-10-11  
 Krapp, Frank 1897  
 Kraske, William 1940-41  
 Kratt, Emil 1920  
 Kreimer, Alfred 1904-05  
 Krimmer, Dan 1992  
 Kuck, Edward 1911-12-13  
 Kugler, Marlay 1902-03  
 Kuhn, Hugh 1918  
 Kurnick, Howie 1975-76-77-78

## L

Ladd, Anthony 1993-94-95-96  
 LaForgia, Justin 2002  
 Lancaster, McKinley 1983-84  
 Lang, Frank 1999-00-01  
 Langen, Dave 1903  
 Langenbeck, Dick 1946-47  
 Langenheim, William 1891-92  
 Langenheim, Ralph 1914-15-16  
 Lathan, Dave 1985-86  
 Lattimore, Kenwood 2002  
 Laub, John 1930  
 Lauck, James 1936  
 Laurence, Daniel 1890-91-92-93  
 Laurie, Joe 1970-71-72  
 Lavelle, Pat 1985-86-87-88  
 Lawson, Sig 1954-55-56



## ALL-TIME LETTERWINNERS

Lawson, Stanley 1885  
 Lawson, Tom 1988  
 Lea, Este 1891  
 Leach, John 1960  
 Leahy, Pat 1984  
 Lease, John 1923-24-25  
 LeBoutillier, George 1894  
 Lee, Greg 1999-00  
 Lee, Harold 1974-75-76  
 Lee, Jack 1957-58-59  
 Leiningner, Arthur 1932-33  
 Leins, Dave 1956  
 LeKamp, Lester 1929-30  
 Lemire, Jamie 1992-93-94-95  
 Leo, Jim 1957-58-59  
 Leshnak, Bob 1984-85-86-87  
 Lewis, Dave 1971-72  
 Lewis, Ernie 1967-68  
 Lewis, John 1985-86-87  
 Lewis, Melvin 2000  
 Lewis, Mike 1993  
 Lewis, Robert 1930-31  
 Lewis, Thaddeus 2002-03  
 Lewis, Walter 1984  
 Liggins, Dave 1976  
 Liggins, Keathus 1983  
 Liggins, Tom 1973-74-75  
 Lilly, E.J. 2001  
 Lindsey, Chad 1990  
 Linkenbach, Jeff 2006  
 Linneman, Joseph 1920-21  
 Lisek, Jason 2000  
 Logan, Freddie 1981-82  
 Lonchar, Thomas 1939-40  
 Looney, Steve 1986  
 Louis, Michael 1978-79-80-81  
 Love, Leon 1958-59-60  
 Love, Ka'Son 2001-03  
 Love, Mike 1999-00  
 Love, Willis 1975-76  
 Lovell, Kevin 2004-05-06  
 Lowenstein, Harry 1887  
 Lucas, Rob 1995-96-97-98  
 Lucas, Steve 1973-74-75  
 Lucius, A.J. 2001-02-03-04  
 Lucka, Rich 1965  
 Lunsford, Carlton 1930-31  
 Lutmerding, Medard 1928-29-30  
 Lytle, James 1888

## M

Maccioli, Ferd 1953-54  
 Macejko, Tom 1965-66-67  
 Machi, Al 1969  
 Machle, C. 1922-23  
 Macikas, Anthony 1939-40-41  
 Mack, John 1969-70-71  
 Macke, Joe 1962  
 Maddox, Arthur 1952  
 Maddox, Mike 1990-93  
 Maddox, R.D. 1894  
 Maddux, Robert 1923-24-25  
 Madeya, Bill 1965  
 Malone, C.J. 1908-09-10  
 Malone, Jody 1985-86  
 Malone, Roy 1939  
 Maloney, Tom 1940-41  
 Mammarella, Jason 1997-98-99-00  
 Manalac, Ryan 2005-06  
 Manfredini, Chris 2003  
 Mann, David 1975-76-77  
 Manning, Tom 1965  
 Manny, Erwin 1936  
 Manor, Joe 1962  
 Marich, Robert 1951-52-53  
 Maroney, Barry 1955-56-57  
 Marsh, Stanley 1900

Marshall, DeJuan 1995-96  
 Marshall, Linwood 1981-82-83  
 Martin, Harold 1924-25  
 Martin, Jared 2006  
 Marvaso, Tom 1973-74-75  
 Marx, Robert 1906-07-08  
 Masdea, John 1952-53  
 Mason, Al 1970-71-72  
 Massong, Bob 1977-78-79  
 Masterson, Mark 2000  
 Matthews, Ricardo 2006  
 Matthews, Dennis 1965-66-67  
 Matthews, Randolph 1894-95-96-97  
 Matthews, Tom 1987-88  
 Matto, Andy 1950-51-52  
 Maxwell, Paul 1959-60-61  
 Mays, P.J. 1999  
 McAndrews, Anthony 1921-22-23  
 McBride, Randy 1969-70-71  
 McCabe, Bob 1964  
 McCall, Ed 1983-84  
 McCann, Gene 1953-54-55  
 McCarthy, Mike 1967  
 McCarthy, Sean 1988  
 McCartney, Arch 1917  
 McClain, William 1950  
 McCleskey, DeMarco 1998-00-01-02  
 McCullough, Kevin 2005  
 McClure, 1904  
 McCain, Danny 1984-85-86-87  
 McComas, Ralph 1910-11  
 McCray, Frank 1902-03-04  
 McCullough, Kevin 2006  
 McCutcheon, Bob 1959-60  
 McDonald, Bill 1949  
 McFadden, Kevin 1986  
 McFarland, Bob 1961-62  
 McGee, Frank 1890-91  
 McGee, Travis 2002-03  
 McGill, Neil 1903  
 McGinley, Mike 1956  
 McGonegle, Jack 1965  
 McGraw, Rich 1983  
 McHenry, Ron 1967-68  
 McKeever, Dan 1950  
 McKeever, Tom 1950-51-52  
 McKenzie, Donnell 2006  
 McKenzie, Roger 1950  
 McKinney, Al 1985-86-87-88  
 McKnight, Butch 1969  
 McKnight, Don 1995-96-97-98  
 McMillan, Don 1946-47-48-49  
 McNamee, Ralph 1939-40  
 McNeal, Yancey 1982  
 Meador, Robert 1945-48-49  
 Meguiar, Robert 1936  
 Meier, Bob 1940-41-42  
 Meinertding, John 1980  
 Melina, Tom 1976  
 Melish, John Howard 1894  
 Menke, Bob 1971-72-73  
 Menke, Bob 1948-49  
 Mercer, Dale 1980  
 Mercer, Matt 2001-02-03-04  
 Mercer, Rich 1974-76  
 Mercurio, Mark 1969-70  
 Merkich, Bob 1967-68-69  
 Merriam, Dave 1963  
 Merritt, Marv 1954-55  
 Messner, Max 1957-58-59  
 Metz, Walter 1930-31  
 Meyer, Al 1927  
 Meyer, Urban 1984  
 Meyers, Phillip 1919-20-21  
 Mickens, Mike 2005-06  
 Middendorf, Frank 1949-50-51  
 Middendorf, Matt 1985-86-87  
 Miller, Bob 1965-66-67

Miller, David 1977  
 Miller, Ed 1966-67-68  
 Miller, Gene 1966-67-68  
 Miller, Henry 1973-74-75-76  
 Miller, Joe 1953-54-55  
 Miller, Mike 1968-69-70  
 Milligan, Norm 1986  
 Mills, Robert 1929-30  
 Milner, Bob 1965-66-67  
 Milner, Hobson 1981  
 Minor, 1905  
 Misali, John 1971-72-73  
 Misik, Jerry 1965-66-67  
 Mitchell, Kevin 1991  
 Mitchell, Montrell 1999  
 Mitchell, Otis 1974-75-76  
 Mittweide, Harry 1939  
 Mizener, James 1993  
 Moche, Joe 1962  
 Moeschl, Scott 1980  
 Molden, Eric 1979  
 Momper, Jerry 1962-63-64  
 Monaghan, Doug 2001-02-03-04  
 Monds, Mario 1999-00  
 Monfort, Joseph 1988-89  
 Monroe, Rodrick 1997  
 Montgomery, Dan 1966  
 Montgomery, James 1914-15  
 Montgomery, Walter 1990  
 Montiel, Dave 1990-91-92  
 Moody, Willis 1989-90  
 Mooney, Norm 1950  
 Moore, Charles 1901  
 Moore, Greg 2004-05-06  
 Moore, Keith 1972  
 Moore, William 1978-79-81  
 Mooth, John 1951-52  
 Morgan, Leo 2006  
 Morgan, Mike 1973  
 Morgan, Richard 1962-63-64  
 Morrill, Albert 1897-98  
 Morris, Jerry 1960  
 Morris, Joseph 1914-15-16  
 Morris, Tim 1978  
 Morris, Wellslake 1916-17  
 Morrison, Joe 1956-57-58  
 Morrison, Robert 1908-09-10  
 Mortemore, Gary 1954-55-56  
 Morton, Mike 1983-84  
 Morton, Pat 1963  
 Moser, Hank 1950  
 Moschetti, Bob 1954-55  
 Muche, Ray 1967  
 Mueller, Alfred 1907  
 Mueller, Bob 1942  
 Mukes, Roosevelt 1985-86-87-88  
 Mumford, Eric 1972  
 Munlin, Vincent 1986-87-88-89  
 Murcay, Mike 1945  
 Murphy, Jamey 2002-03-04  
 Murphy, Jim 1942  
 Murphy, Johnny 1981-82-83-84  
 Murphy, Mike 1953-54-55  
 Murphy, Shawn 2000-01  
 Murray, George 2001-02-03-04  
 Mussey, Robert 1904-05  
 Myers, Jim 1979-80-81-82  
 Myers, Ralph 1973-74-75-76  
 Myers, Steve 1979  
 Myers, Tom 1963

## N

Nakamura, Haruki 2004-05-06  
 Nash, Darryl 1986  
 Nau, Clyde 1933-34-35-36  
 Nau, Robert 1930  
 Nelms, Lamonte 2006  
 Nelsen, Jim 1958-59  
 Nelson, Al 1962-63-64  
 Nelson H.D. 1920  
 Nelson, Jerry 1962-63-64  
 Nelson, Jim 1968-69  
 Nelson, Ron 1965-66-67  
 Neville, Al 1963-64-65  
 Newman, Rush 1918  
 Newmann, Ed 1965-66-67  
 Newton, Jon 2005-06  
 Nichols, Mike 1976-77  
 Nickel, Elbie 1940-41-42-46  
 Nickel, Joe 1968  
 Niederhelman, Jerry 1972-73  
 Niehoff, Rob 1983-84-85-86  
 Nieman, Howard 1896-97-98-99  
 Nieman, Samuel C. 1896-97-98  
 Niemann, Jim 1954-55-56  
 Nimma, Lo 1925-26  
 Nippert, James 1922-23  
 Nirenberg, Dave 1967  
 Noble, Terry 1983-85-86-87  
 Noll, Robert 1899  
 Nolting, Ray 1933-34-35-36  
 Nolting, Roger 1945  
 Norton, Zach 2000-01-02-03  
 Notacker, Brad 1982-83-84  
 Novak, Ed 1974-75-76

## O

Oakes, Pat 1993-94-95  
 Oblak, Fred 1959-60-61  
 O'Brien, Dan 1987  
 O'Brien, Jim 1967-68-69  
 O'Connell, Jim 1974-75-76-77  
 O'Conner, Tim 1981-82  
 O'Donnell, Robert 1894-95  
 Oeh, William 1936-37  
 Oetjen, Gary 1975-76  
 Oetjen, Greg 1971-72  
 Oganowski, Kas 1971-72  
 Ogle, Bill 1988  
 Olding, Joe 1979-80-81-82  
 Olinger, Jon 1999-00-01-02  
 Oliver, Jeff 1989  
 Olaszewski, Walt 1956  
 Olverson, Jesse 1994-95  
 O'Malley, Tom 1948-49  
 Omogrosso, Tony 1980-81  
 Openheimer, Otto 1938-39-40  
 Oradat, Greg 1974-75  
 Orak, Andy 1980  
 Orr, Gordon 1937  
 Orton, Philo 1890-91  
 Ousley, Jim 1969  
 Outlaw, Napoleon 1974-75-76-77  
 Overgaauw, Gary 1987-88  
 Owens, Brig 1963-64  
 Owens, Ervin 1984-85-86-87  
 Owens, Russ 2002  
 Owens, Thurman 1947-48-49

## P

Paci, Tom 1958-59-60  
 Pagan, Louie 1983  
 Palmer, G.M. 1920-21-22  
 Palmer, Roy 1914-15-16  
 Pangello, Erv 1939  
 Pape, John 1918  
 Pardini, Dick 1952-53-54  
 Paris, Jim 1960-61  
 Parker, John 1964-65-66  
 Parker, R.K. 1930-31-32  
 Partridge, Phillip 1903  
 Patania, Dave 1989-91-92  
 Pate, Lloyd 1966-67-68  
 Pater, Frank 1933  
 Patterson, Eric 1992-93-94-95  
 Patterson, Lamont 1979-80-81-82  
 Payne, Samuel 1990-91-92  
 Pearce, Marlon 1990-91-92  
 Pease, John 1923-24-25  
 Peckich, Phil 1978-79-81-82  
 Peek, Antwan 1998-00-01-02  
 Peele, James 1929-30  
 Pendergrass, Cliff 1981-82-83-84  
 Penno, Ray 1948-49  
 Perdrix, Roger 1962-63-64  
 Perkins, Lee 1986-87  
 Perelli, Joe 1984  
 Perrin, Reuben 1923  
 Perry, Amaz 1984-85-86  
 Perry, Stanley 1910-11-12-13  
 Peters, Charles Moore 1900  
 Petrus, Brent 1995-96-97  
 Pfau, George 1928  
 Phillips, Don 1979-80  
 Phillips, Hurdie 1959-60-61  
 Piche, Gene 1945  
 Pickens, Steve 1986-87-88  
 Piening, Ben 1998-99-01-02  
 Pierson, Daniel 1900  
 Pirone, Frank 1969  
 Pisanelli, Ralph 1951-52-53  
 Pitman, Lloyd 1945-48  
 Pitts, Elktion 1948  
 Plueddeman, R.O. 1908-09-10  
 Plummer, Chad 1995-96-97-98  
 Podesta, Oliver 1890  
 Points, Dan 1961-62-63  
 Poirier, Phil 1986-87-88-89  
 Poland, Bill 2003-04-05-06  
 Poole, Ron 1960  
 Popov, John 1938-39-40  
 Porter, Harold 1914-15  
 Posey, Brian 1994-95  
 Post, Robert 1927-33  
 Pous, Jim 1960-61-62  
 Powell, Joe 1979  
 Powell, Dick 1939  
 Powell, Vince 1991  
 Powers, Scott 1988-89  
 Pramik, John 1942-46-47-48-49  
 Prather, Frederick 1918-20-22-23  
 Prats, Bob 1978  
 Presley, Don 1954-55-56  
 Pressler, Fred 1936  
 Preston, Bill 1984-85  
 Preston, Todd 1994  
 Price, Charles 1976-77  
 Priog, Dave 1962  
 Prisby, Erroll 1962-63-64  
 Prosak, Vic 1973-74-75  
 Proto, Tony 1967-68  
 Pugh, Bill 1983  
 Pullen C.N. 1919

## Q

Quail, Keith 1955

## R

Rader, Brandon 1995-96  
 Radosovich, Ted 1963-64  
 Rains, Dan 1974-75-76-77  
 Raizik, William 1937  
 Ramey, Charles 1936  
 Ramsey, Jacob 2006  
 Ramsey, William 1885  
 Rankin, Marc 1988-90-91  
 Ransom, Darryl 1999-00-01-02  
 Ransom, Derrick 1994-95-96-97  
 Raschig, Frank 1899-1900  
 Rasso, Steve 1958-59  
 Ratliff, Jesse 1973  
 Rayl, William 1896-97-98  
 Razick, William 1935-36-47  
 Reaves, Joe 1957  
 Reece, Paul 1909-10-11  
 Reed, Detreik 2001  
 Reeder, Russell 1893-94-95  
 Reid, Gary 1990-91-92  
 Reid, I. Henry 1901  
 Reif, M. 1901  
 Reik, Todd 1984  
 Reinhold, Don 1957-58-59  
 Reinstatler, Jeff 2005-06  
 Reinstatler, Tom 1959-60-61  
 Reiter, Dick 1984-85-86  
 Rekestis, Jack 1964-65-66  
 Rekestis, Pete 1962-63-64  
 Rendings, Charles 1897-98-99  
 Reynolds, Jim 1971  
 Reynolds, Steve 2001  
 Rhein, Stanley 1920  
 Rhodes, Benson 1967-68-69  
 Rhodes, Richard 1985-86-87  
 Rice, Don 1959-60  
 Rice, Doug 1962  
 Rice, Larry 1973-74  
 Richard, Dave 1956-57-58  
 Richards, Alkie 1942-46-47-48  
 Richards, Brayton 1892-93-94  
 Richards, Eric 1993-95-96-97  
 Richards, Harvey 1967-68-69  
 Richardson, Bayle 1915-16  
 Richt, Fred 1897  
 Ricketts, Joseph 1988-89  
 Ries, Steve 1978-79-80-81  
 Riggins, Mel 1970-71  
 Rini, Gerry 1979  
 Ritchey, Wes 1952-53-54  
 Ritchie, Dave 1958-59-60  
 Robertson, Cedric 1994  
 Roberts, Adam 2002-03-04-05  
 Roberts, Jonathan 1991-92  
 Roberts, Michael 1996  
 Roberts, Richard 1977  
 Robertson, Greg 1980  
 Robertson, Tower 1938  
 Robins, Joseph 1918  
 Robinson, Barry 1990-91-92  
 Robinson, Donnie 1984-87-88  
 Robinson, Heard 1975-76-77  
 Robinson, James 1891-92  
 Robinson, Rob 1993-94-95-96  
 Rock, Mike 1975-76-77-78  
 Roeder, Dave 1965  
 Roessler, Clarence 1957-58  
 Rogart, C. Herman 1917  
 Rogers, Doug 1961-62  
 Rogers, Glenn 1984-85  
 Rogers, Mike 1977-78-79  
 Rohrer, J.W. 1896



Rolfes, Paul 1982-83  
 Romano, Tim 1981-82  
 Rose, Tom 1972-73-74  
 Rosenswie, Mike 1993-94  
 Rosfeld, Doug 1997-98-99-00  
 Ross, Derick 2002-03-04-05  
 Ross, Dominic 2003-04-05-06  
 Ross, Don 1959-60-61  
 Rossi, Bob 1980-81  
 Rossi, Gene 1950-51-52  
 Rossley, Tom 1967-68  
 Roth, Jordan 2004  
 Rothfuss, Dick 1948-49  
 Roudebush, William 1903-04  
 Rounds, Chuck 1939  
 Rowe, David 1990-91  
 Rowe, Terry 1968  
 Royal, Daryl 1994-95-96-97  
 Rowe, Theodore 1905  
 Ruck, Franklin 1931-32-33-  
 Ruehlmann, Gene 1945-46  
 Ruff, Gerry 1999-00  
 Ruffin, Jonathan 1999-00-01-02  
 Rushing, Caesar 1983  
 Russ, Tony 1967  
 Russell, Jason 2001-02-03-04  
 Rutan, Doug 1983  
 Ruth, George 1956  
 Ryan, Mark 1983

## S

Sabato, Al 1946-47-48  
 Sabato, Hugo 1947-48  
 Sabia, Don 1985  
 Sammon, Senmore 1907  
 Sample, Glenn 1950-51-52  
 Sampson, Martin 1885-86  
 Sampson, Thomas 1995  
 Samu, Joe 1969-70  
 Sanders, Carl 1973-74-75  
 Sanders, Clarence 1972-73-74-75  
 Sanders, Steve 1985-86-87-88  
 Sarvis, Robert 1918-19  
 Sauer, Bud 1940  
 Savage, Deron 1996-97-98  
 Sawyer, Jon 1984-85  
 Scates, George 1905  
 Scallan, Paul 1915-16  
 Scarbrough, Shannon 1993-94-95-96  
 Schaeffer, George 1893  
 Schaeffer, Langdon 1909  
 Schaps, Frank 1936  
 Schayer, Isadore 1900  
 Schebor, Charles 1949-50  
 Scheithe, Don 1996-97-98  
 Schell, Mick 1987-88-89-90  
 Schellinger, Amos 1974-75  
 Schierloh, Fred 1920-21  
 Schipani, Jeff 1987-88  
 Schira, Tim 1978-79-80-81  
 Schlicher, Jeremy 2003-04  
 Schmidt, Gus 1960-61  
 Schmidt, Jack 1952  
 Schmidt, Jim 1979-80  
 Schmitt, Mike 1969-70-71  
 Schneider, Anton 1913-14-15  
 Schneider, Hal 1945  
 Schneider, Hank 1942-46  
 Schneider, Mike 1979  
 Schnurrenberger, Don 1950-53-54  
 Schoettmer, Don 1951-52  
 Schott, John 1926-27-28  
 Schroetter, Alfred 1907  
 Schroetter, Edwin Odys 1904  
 Schuler, Ken 1969  
 Schultz, Steve 1976-77-78-79  
 Schuster, George 1949

Schutte, Paul 1972  
 Schutte, R.E. 1928  
 Schwab, Richard 1932  
 Schwarburg, Al 1939  
 Schwarburg, William 1933-34-35-36  
 Schwarz, Jim 1971  
 Schweitzer, Steve 1965-66  
 Schwemlein, Wilbur 1936  
 Schwing, Brad 1993  
 Scott, James 1993-94-95-96  
 Selfridge, Tom 1966-67-68  
 Sellars, Don 1993  
 Sellers, Dan 1983-84-85-86  
 Seltz, Sam 1918-19-20  
 Seomin, Dick 1955-56-57  
 Sexton, Tony 1968-69-70  
 Shadd, Roland 1959-60  
 Shafer, Walter 1904-05-06  
 Shalosky, Bill 1950-51-52  
 Shank, Charles 1940-41  
 Shank, Jon 1963  
 Shannon, Ronnie 1988-89-90-91  
 Shaut, Frank 1961-62-63  
 Shaw, Joe 1963  
 Shearrow, John 1950  
 Sheehan, Bob 1962-63-64  
 Sheffield, Art 1987-88  
 Shelby, Harry 1937-38  
 Shepherd, Bryan 1989  
 Shepherd, Dan 1974-75  
 Sherrod, Andre 1989-90-91  
 Shibinski, Norb 1950-51  
 Shneyderov, Josh 2000-01-02-03  
 Shoemaker, Mike 1972  
 Short, Keith 1990  
 Shorter, Adam 2001-02-03-04  
 Shorts, Floyd 1948  
 Shuff, Frank 1968  
 Shundich, Nick 1949-50-51  
 Shyrock, Charles 1917-18  
 Sidinger, Clarence 1928-29-30  
 Sidinger, Edward 1930-31  
 Siebert, Fred 1938  
 Simko, Rudy 1959-60-61  
 Simon, J.P. 2005  
 Simmons, Lonnie 2004  
 Simmons, Rufus 1960-61-62  
 Simmons, Simon 1978  
 Simons, Rick 1992-93-94  
 Simpson, Don 1994-95-96  
 Sims, Kelly 1988-89-90-91  
 Single, Erv 1952-53-54  
 Single, Russell 1928  
 Sipple, Walter 1929-30  
 Six, Dave 1960-61  
 Skinner, Calvin 1903  
 Skorich, Nicholas 1940-41-42  
 Slater, Baker 1945  
 Slaughter, Thomas 1931-32  
 Slusarz, Al 1976-78-79  
 Small, David 1991-92-93  
 Smedley, John 1963-64-65  
 Smedley, Clement 1900  
 Smikle, Tony 1997-98-99-00  
 Smith, Aaron 1998  
 Smith, Chester 1931-32-33  
 Smith, Corey 2005-06  
 Smith, Craig 1970-71-72  
 Smith, Craig 1978  
 Smitt, DeAngelo 2006  
 Smith, Dennis 1963-64-65  
 Smith, E. Starbuck 1894-95  
 Smith, Freddie 1994  
 Smith, Freddy 1997-98-99-00  
 Smith, George 1932-33-34-35  
 Smith, Hollis, 1987  
 Smith, Jay 1973  
 Smith, Landon 1996-97

Smith, Louis C. 1893  
 Smith, M.E. 1927-28  
 Smith, Mike 1975-76  
 Smith, Movie 1963-64  
 Smith, Orin Gould 1887-88  
 Smith, Orlando 1995-97-98  
 Smith, Scott 1991-92  
 Smith, Stanley 1896-97  
 Smith, Steve 1995-96  
 Smith, Tom 1957-58  
 Smith, W.E. 1932  
 Smollen, John 1941-46  
 Smoot, R.C. 1982  
 Smyth, Bill 1942-46  
 Smythe, 1905  
 Snyder, Jack 1952-53-54  
 Sparks, Evan 2005-06  
 Sobolewski, Tom 1963-64-65  
 Spence, Charles 2000  
 St. Clair, Pete 1948-49-50  
 Stack, Robert 1918-19  
 Stacklin, Duane 1980-81-82  
 Stafford, John 1932  
 Stanford, Mark 1981-82  
 Stanforth, Bill 1965  
 Stanley, Lincoln 1909  
 Stansbery, Derek 2005  
 Stargel, Jason 1982-83-84-85  
 Stargel, Will 1941-42-46  
 Starick, Sigfreid 1929-30  
 Stark, Henry 1931-32  
 Starks, Roger 1962  
 Starks, Royce 1963-64  
 Starman, Frank 1967  
 Staub, Ralph 1949-50-51  
 Stautberg, Gerry 1948-49  
 Staymen, Seymour 1948-49  
 Steel, Brian 2006  
 Steffen, Heiner 1973-74-75  
 Steinberg, Harold 1939  
 Steinhauer, Bob 1963-64  
 Stephens, Marc 1993  
 Stephens, Paul 1998  
 Stephens, Roger 1946-47-48  
 Stephenson, Tom 1950  
 Sternberg, Harold 1940-41-42  
 Stetson, John 1971-72  
 Stewart, Andrew 1986-87-88  
 Stewart, Derrick 2006  
 Stewart, James 1902-03  
 Stewart, John H. 1909-10-11-12  
 Stewart, Sean 1992-93-94-95  
 Stickdon, Clint 2001-02-03-04  
 Stix, William 1893  
 Stofa, Jeff 1990-91  
 Stojkovic, Mike 1985-86-87  
 Stone, Eric 1984  
 Stone, John 1898  
 Storm, Lowell 1947-48-49-50  
 Stovall, Charles 1970-71-72  
 Stowers, Jack 1959  
 Stratton, Bob 1949-50-51  
 Straub, Frank 2004-05-06  
 Stroh, Hank 1960  
 Stroh, Kyle 1987-88-89-90  
 Strong, Terry 1987-88-89-90  
 Studenka, John 1967-68  
 Stueve, Amos 1905-06  
 Stueve, Thomas 1931  
 Sturkie, Jermaine 1994-95-96-97  
 Sullivan, Ellis 1984  
 Swanda, Jim 1964  
 Sweeney, Jake 1941-42  
 Sweeney, Walter 1949  
 Sweet, Albert 1992-93  
 Swing, Phillip 1891  
 Switzer, Lamar 1958-60  
 Swords, Terry 1981

Sykes, Carlton 1997-98-99  
 Sylvester, Vincent 1978-79  
 Szabados, Tom 1985-86-87-88

## T

Tabor, Doug 1973-75-76  
 Tackett, Scott 1985-86-87-88  
 Talcott, Harold 1916-17-18  
 Takavitz, Kyle 2001-02-03-04  
 Tamaska, Randy 1974  
 Tartaglione, Vince 1970  
 Tate, Robert 1994-95-96  
 Tatum, Bill 1989  
 Taylor, Bob 1963-64  
 Taylor, Elbert 1918-20  
 Taylor, Jesse 1968-69-70  
 Taylor, Jim 1980  
 Taylor, Keith 1983  
 Taylor, Reggie 1983-84-85-86  
 Taylor, Rick 1970-71-72  
 Teismann, Kevin 1965-66  
 Temple, R.K. 1887  
 Theisen, Paul 1950-51-52  
 Thier, John 1928  
 Thomas, Anthony 1999-00-01  
 Thomas, Bill 1981-82-83  
 Thomas, George Grove 1895  
 Thomas, Hannibal 2003-04  
 Thomas, Isaac 1999-00  
 Thomas, John M. 1895  
 Thomas, Jon 1983-84  
 Thomas, Shane 1995  
 Thomasson, Pat 1989  
 Thompson, Dave 1957  
 Thompson, George 1950-51-52  
 Thompson, Kirk 1999-00-01  
 Thornberry, Red 1925-26-27  
 Thornton, John 1988-89-90  
 Thrun, Roger 1967  
 Thrush, Jim 1959  
 Tidball, Dean 1984-85  
 Tilden, Chauncey 1911-12-13  
 Timmons, Alfred 1940  
 Timmons, Michael 1980  
 Tipton, Morris 1955-56-57  
 Tkatch, Ed 1959-60-61  
 Tkatch, Tom 1960-61-62  
 Tobik, Jack 1967-68  
 Todd, Bob 1945  
 Tolbert, Cedric 2005-06  
 Torrence, John 1918  
 Townsend, Joe 1945  
 Tracy, Jack 1949-50-51  
 Traul, Lee Earl 1900  
 Traul, Louis 1903  
 Traut, Ron 1986-87-88-89  
 Trent, Jermaine 1995-96  
 Truitt, Ron 1975  
 Tucker, Gus 1976  
 Tucker, Neal 1976  
 Tuebner, Robert 1936-37-38  
 Tupola, Matt 2001-02  
 Turner, Akanni 2001  
 Turner, Clem 1965-66  
 Turner, Delmar 1995-96  
 Turner, Irv 1952-53-54  
 Turner, Mike 1964-65-66  
 Tushar, John 1980-82-83

## U

Uhl, Brian 1995-96-97-98  
 Ullum, Vern 1940-41-42  
 Ulysee, Jerry 1995-96  
 Uphoff, Don 1945-46-48

## V

Vabic, Frank 1961  
 Vafides, Henry 1968  
 Valentiner, Clark 1924-25  
 Vample, Charlie 2005  
 Vanatsky, Jim 1988  
 Van Buren, Jack 1959-60  
 Van Buren, Ken 1962  
 VanMatre, Harold 1898-99-00  
 Vanatsky, Jim 1988  
 Vann, Booker 2002-03  
 Vann, LaDaris 1999-00-01-02  
 Vater, Tom 1966  
 Vaupel, Matt 1991-92-93-94  
 Velotta, Bill 1974  
 Venable, William 1890  
 Vete, Dan 1977-78-79  
 Vibberts, Eric 1993-94-95  
 Vickers, Jim 1969  
 Vilkowski, John 1946-47-48  
 Viltro, John 1973-74-75  
 Viramontes, Esaul 1995-96  
 Virgin, Ray 1939-40-41  
 Vitovitz, David 1996-98  
 Vodika, Dave 1972  
 Vogelgesang, Bruce 1961-62-63  
 Volland, Chad 1989  
 Vordem Esche, Chad 1998-99-00  
 Voshell, Ken 1970

## W

Wagner, Tom 1959  
 Wainscott, Robert 1940-41  
 Waldman, Frederick 1927-28-29  
 Walker, Jeff 1983-85  
 Walker, Paul 1966  
 Walker, Tim 1999-00-01  
 Walz, Roger 1963  
 Ward, Fred 1996-97  
 Ward, Kevin 1994-95-97-98  
 Ware, Jerrold 1985-86  
 Warhop, George 1981-82  
 Warner, Dave 1984  
 Warner, Doug 1964-65  
 Warren, Rod 1969  
 Warren, Vernon 1980  
 Watkins, William 1918  
 Waugh, Marcus 2006  
 Way, Fred 1977  
 Weaver, Fred 1891  
 Weber Jerry 1963  
 Webster, Aaron 2006  
 Webster, Matt 2003-05  
 Weiner, Tom 1966  
 Weingart, Ken 1969-70-71  
 Weinheimer, Andy 1998-99-00  
 Weiss, Andrew 1930  
 Welch, Austin 1977  
 Welch, Bob 1963-64-65  
 Welch, Merle 1937  
 Weld, Herbert 1887  
 Weng, Chris 1993  
 Wenzel, A.W. 1915-16-17-19  
 Wess, David 2005  
 West, Jeff 1973-74  
 West, Lou 1974-75-76  
 Westfall, Bill 1970  
 Whelan, John 1969  
 Whelan, Terry 1959  
 Whipple, Don 1955-56  
 White, David 1985  
 White, Jody 1992-93-94  
 White, Mike 1971-72-73  
 Whitlow, Brian 1992  
 Wieck, Rod 1974-75-77  
 Wieman, Harry 1902-03

Wilber, Greg 1968-69  
 Wiles, Mike 1975-76-77-78  
 Wilging, Mike 1982-83  
 Wilkens, Dwight 1974-75  
 Williams, Alphonso 1982-83  
 Williams, Anthony 2005-06  
 Williams, Bill 1956  
 Williams, Billy 1942-45-46  
 Williams, Corey 1987-88-91  
 Williams, Curtiss 1975-76-77  
 Williams, Kameron, 1989-90  
 Williams, Merle 1931-32-33  
 Williams, Ralph 1979-80  
 Williams, Robert 1984-86-87  
 Williams, S. Curtis 1900-01-02-03  
 Williams, Tommy 1984  
 Williams, Walter 1907-08-09  
 Willis, Chris 1993  
 Willson, Earl 1968-69-70  
 Wilson, Claude 1939  
 Wilson, Daniel 1890  
 Wilson, Greg 1976  
 Wilson, J.J. 2001  
 Wilson, Jermaine 2001-02-03-04  
 Wilson, Russell 1905-06  
 Wise, Jonah 1902  
 Witucki, Jay 1952  
 Wize, Nathan 1998-99-00-01  
 Woitovich, Steve 1957  
 Wolf, Ed 1959-60  
 Wolf, Ken 1952  
 Wolford, Al 1966  
 Wolfson, Erwin 1923  
 Wolke, Joe 2002  
 Woodrough, Louis 1902  
 Woodruff, Dennis 1963-64-65  
 Woodruff, Tim 1966  
 Woods, Karl 1977-78-80  
 Woods, Mike 1975-76-77  
 Woodside, Ray 1990-91-92-93  
 Worcester, Harold 1902  
 Workman, Homer 1945  
 Wortman, Dan 1999-00-01  
 Wortman, Vince 1987-88  
 Wrampelmeier, Fred 1985-86  
 Wright, Bob 1974-76-78  
 Wright, Dave 1964  
 Wright, Hank 1979-80  
 Wright, Mike 2003-04  
 Wright, Nat 1985-86  
 Wright, William J. 1897-98  
 Wulfeck, Adam 1998-99-00-01  
 Wunder, Steve 1972-73  
 Wyatt, John 1932-33  
 Wynn, Tim 1975  
 Wynne, Ken 1999-00-01

## Y

Yakovac, Joel 2002-03-05  
 Yeager, Fred 1933-34-35-36  
 Yeagle, Steve 1948-49  
 Yelton, Paul 1950-51-52  
 Yli Renko, Kari 1978-79-80-81  
 Yost, Jim 1978

## Z

Zajicek, Don 1952-53  
 Zange, Max 1908-09-10-11  
 Zelei, Russ 1989-90  
 Zelinski, Bernie 1940-41  
 Ziegler, John 1976  
 Zimmerman, Richard 1932  
 Zimm, Joe 1960  
 Zwitt, Jonny 2002-03-05



## YEAR-BY-YEAR SCORES

**1885 1-0-1**

Coach - None	
Captain - Arch Carson	
O 23 Mt. Auburn.....	0 - 0
N 14 Mt. Auburn.....	26 - 6

**1886 2-0-0**

Coach - None	
Captain - Arch Carson	
Mt. Auburn.....	18 - 6
Mt. Auburn.....	8 - 6

**1887 1-0-0**

Coach - None	
Captain - Henry Bettmann	
Woodward H.S. ....	8 - 4

**1888 1-0-1**

Coach - None	
Captain - Arch Carson	
Walnut Hills Gym .....	8 - 6
D 8 Miami (OH) .....	0 - 0

**1889 1-1**

Coach - None	
Captain - Arch Carson	
Avondale.....	12 - 0
Miami (OH) .....	0 - 34

**1890 2-1-1**

Coach - None	
Captain - Henry Bettmann	
Franklin.....	0 - 0
Woodward H.S. ....	8 - 16
Wyoming (OH) .....	8 - 4
Wyoming (OH) .....	6 - 0

**1891 4-2-1**

Coach - None	
Captain - Clyde Johnson	
Woodward H.S. ....	22 - 0
Hughes H.S. ....	33 - 0
Franklin.....	38 - 0
Cincinnati Gym.....	0 - 0
Dayton YMCA.....	8 - 12
Butler.....	10 - 34
Cincinnati Gym.....	18 - 0

**1892 1-2**

Coach - None	
Captains - James Robinson, Dan Laurence	
Dayton YMCA.....	16 - 6
Centre.....	4 - 12
Centre.....	0 - 34

**1893 0-6**

Coach - None	
Captains - Dan Laurence & Russell Reeder	
Miami (OH) .....	6 - 24
Centre.....	0 - 16
Chicago.....	0 - 20
Cincinnati YMCA.....	6 - 22
Miami (OH) .....	0 - 6
Ohio State.....	0 - 32

**1894 3-3**

Coach - W. Durant Berry	
Captain - W. Durant Berry	
Georgetown (KY) .....	4 - 6
Miami (OH) .....	6 - 0
S 22 Kentucky.....	32 - 4
Hanover.....	14 - 12
Ohio State.....	4 - 6
Ohio Wesleyan.....	4 - 16

**1895 3-3**

Coach - W. Durant Berry	
Captain - Randolph Matthews	
Kenyon.....	16 - 4
Duquesne A.C.....	6 - 26
Earlham.....	26 - 0
Ohio State.....	0 - 4
Miami (OH) .....	0 - 12
Marietta.....	6 - 0

**1896 4-3-1**

Coach - William Reynolds	
Captain - Lyman Eaton	
Miami (OH) .....	4 - 6
Ohio State.....	8 - 6
Ohio.....	52 - 0
Ohio Wesleyan.....	6 - 0
Indiana.....	0 - 16
N 14 Carlisle Indians.....	0 - 28
Wittenberg.....	6 - 0
Centre.....	12 - 12

**1897 9-1-1**

Coach - Tom Fennell	
Captain - William Bass	
Ohio.....	12 - 0
Nashville Guards.....	6 - 6
Miami (OH) .....	6 - 0
Centre.....	4 - 0
Ohio Nat. Guard.....	20 - 0
Miami (OH) .....	10 - 6
Centre.....	10 - 0
Ohio State.....	34 - 0
Carlisle Indians.....	0 - 10
Southern Athletic Club....	16 - 0
Louisiana State.....	28 - 0

**1898 5-1-3**

Coach - Frank Cavanaugh	
Captain - Albert Morrill	
Ohio.....	12 - 12
Miami (OH) .....	22 - 0
Vanderbilt.....	12 - 0
Oberlin.....	0 - 5
Indiana.....	0 - 0
Alumni.....	12 - 0
Ohio Wesleyan.....	57 - 0
Indiana.....	11 - 11
Dartmouth.....	17 - 12

**1899 5-2**

Coach - Dan Reed	
Captain - Howard Nieman	
Miami (OH) .....	22 - 0
Vanderbilt.....	6 - 0
Centre.....	26 - 0
Indiana.....	0 - 35
Washington & Jefferson..	0 - 20
Alumni.....	6 - 0
Ohio Wesleyan.....	28 - 5

**1900 3-4-1**

Coach - Dan Reed	
Captain - Burt Charles	
Covington YMCA.....	15 - 10
Centre.....	0 - 0
Haskell Indians.....	0 - 16
S 29 Kentucky.....	20 - 6
Marietta.....	0 - 25
Miami (OH) .....	16 - 12
Notre Dame.....	0 - 57
Ohio State.....	0 - 29

**1901 1-3-1**

Coach - Henry Pratt	
Captain - Adolph Fennell	
Avondale.....	0 - 13
Hanover.....	10 - 0
O 12 Kentucky.....	0 - 0
Ohio.....	0 - 16
Wittenberg.....	0 - 18

**1902 4-2-2**

Coach - Anthony Chez	
Captain - Harry Box	
Hanover.....	18 - 0
Earlham.....	12 - 6
Indianapolis.....	6 - 0
Stumps.....	0 - 23
Otterbein.....	16 - 0
Wittenberg.....	0 - 0
N 15 Kentucky.....	6 - 6
Marietta.....	0 - 10

**1903 1-8-0**

Coach - Anthony Chez	
Captain - Harry Wieman	
Hanover.....	28 - 6
Wittenberg.....	0 - 6
Miami (OH) .....	0 - 15
Earlham.....	0 - 11
Northwestern.....	0 - 35
Kenyon.....	0 - 16
Alumni.....	0 - 6
Washington (MO) .....	11 - 23
Avondale.....	0 - 23

**1904 7-1**

Coach - Amos Foster	
Captain - Alfred McCray	
Georgetown (KY) .....	33 - 0
Wittenberg.....	29 - 4
Miami (OH) .....	46 - 0
O 22 Kentucky.....	11 - 0
Ohio Medics.....	11 - 0
Stumps.....	0 - 6
Tennessee.....	35 - 0
Kenyon.....	17 - 0

**1905 4-3**

Coach - Amos Foster	
Captain - William Foley	
Carlisle Indians.....	5 - 34
DePauw.....	17 - 0
Earlham.....	12 - 0
Indiana.....	6 - 47
Kenyon.....	23 - 4
Marietta.....	0 - 6
Ohio Wesleyan.....	24 - 0

**1906 0-7-2**

Coach - William Foley	
Captain - Edward Adams	
Marshall.....	0 - 0
Miami (OH) .....	0 - 0
Earlham.....	0 - 20
Avondale.....	0 - 4
Ohio.....	5 - 16
Wittenberg.....	0 - 12
Carlisle Indians.....	0 - 18
Nebraska.....	0 - 41
Marietta.....	0 - 51

**1907 1-0-1**

Coach - Ralph Inott	
Captain - W. Peaslee	
No collegiate games played	

**1908 1-4-1**

Coach - Ralph Inott	
Captain - Robert Marx	
Alabama.....	0 - 16
Hanover.....	5 - 9
Lebanon.....	43 - 0
Kenyon.....	0 - 63
Antioch.....	11 - 16
Wittenberg.....	0 - 0

**1909 4-3-1**

Coach - Robert Burch	
Captain - Ernest DuBray	
Hanover.....	6 - 2
Wittenberg.....	22 - 5
Otterbein.....	3 - 15
Transylvania.....	6 - 6
Centre.....	0 - 34
N 6 Tulane.....	0 - 6
Butler.....	22 - 0
N 25 Miami (OH) .....	10 - 6

**1910 6-3**

Coach - Robert Burch	
Captain - Walter Heuck	
Transylvania.....	16 - 0
Ohio State.....	0 - 23
Earlham.....	20 - 0
Wittenberg.....	8 - 0
Miami (OH) .....	3 - 0
Otterbein.....	6 - 12
Centre.....	3 - 12
Antioch.....	38 - 0
Denison.....	28 - 12

**1911 6-2-1**

Coach - Robert Burch	
Captain - Walter Heuck	
Transylvania.....	12 - 0
Earlham.....	0 - 9
Otterbein.....	16 - 3
O 28 Kentucky.....	6 - 0
Butler.....	23 - 11
Denison.....	0 - 0
Miami (OH) .....	11 - 0
Wittenberg.....	5 - 0
Ohio State.....	6 - 11

**1912 3-4-1**

Coach - Lowell Dana	
Captain - Robert Heuck	
Transylvania.....	124 - 0
Earlham.....	21 - 0
O 19 Kentucky.....	13 - 19
Ohio State.....	7 - 45
Otterbein.....	39 - 7
Denison.....	13 - 31
Kenyon.....	13 - 22
N 28 Miami (OH) .....	21 - 21

**1913 5-3-1**

Coach - Lowell Dana	
Captain - Clement Fenker	
Georgetown (KY) .....	46 - 0
Wittenberg.....	32 - 0
Ohio.....	20 - 2
Ohio Wesleyan.....	44 - 3
O 25 Kentucky.....	7 - 27
Case Western.....	0 - 0
Denison.....	7 - 14
Kenyon.....	14 - 2
N 27 Miami (OH) .....	7 - 13

**1914 6-3**

Coach - George Little	
Captain - L.K. Baehr	
Georgetown (KY) .....	35 - 0
Denison.....	13 - 0
Ohio Wesleyan.....	7 - 14
Kenyon.....	47 - 0
O 31 Kentucky.....	14 - 7
Western Reserve.....	20 - 0
Otterbein.....	0 - 3
Ohio.....	15 - 0
N 26 Miami (OH) .....	13 - 20

**1915 4-5**

Coach - George Little	
Captain - Roy Palmer	
S 26 ALUMNI.....	14 - 7
O 2 GEORGETOWN (KY).....	7 - 21
O 9 OHIO.....	0 - 15
O 16 KENYON.....	27 - 7
O 23 DENISON.....	0 - 35
O 30 OHIO WESLEYAN.....	17 - 6
N 6 at Kentucky.....	6 - 27
N 13 WITTENBERG.....	27 - 16
N 25 MIAMI (OH) .....	12 - 24

**1916 0-8-1**

Coach - Ion Cortright	
Captain - Harold Altamer	
Wittenberg.....	0 - 0
Denison.....	0 - 29
Georgetown (KY) .....	0 - 16
Ohio Northern.....	0 - 9
O 28 Kentucky.....	0 - 27
Wooster.....	0 - 20
Ohio.....	10 - 33
Kenyon.....	0 - 27
N 30 Miami (OH) .....	0 - 33

**1917 0-6**

Coach - Frank Marty	
Captain - Harold Talcott	
Earlham.....	0 - 19
Wittenberg.....	0 - 7
Marietta.....	0 - 53
Ohio.....	0 - 22
Ohio Wesleyan.....	0 - 48
N 28 Miami (OH) .....	0 - 40

**1918 3-0-2**

Coach - Boyd Chambers	
Captain - Charles Shyrock	
N 2 FORT THOMAS.....	6 - 0
N 9 at Ohio.....	6 - 6
N 23 GEORGETOWN (KY).....	21 - 7
N 29 MIAMI (OH) .....	0 - 0
D 7 XAVIER.....	12 - 0

**1919 3-4-1**

Coach - Boyd Chambers	
Captain - Bob Stack	
O 4 WILMINGTON.....	34 - 0
O 11 at Ohio State.....	0 - 46
O 18 KENYON.....	18 - 0
O 25 DENISON.....	2 - 9
N 1 at Wittenberg.....	0 - 0
N 8 KENTUCKY.....	7 - 0
N 15 at Tennessee.....	12 - 33
N 27 MIAMI (OH) .....	0 - 14

**1920 4-5**

Coach - Boyd Chambers	
Captain - Dan Fries	
S 25 KENTUCKY WESLEYAN.....	35 - 0
O 2 KENYON.....	45 - 0
O 9 OHIO.....	6 - 0
O 16 DENISON.....	0 - 21
O 23 at Carnegie Tech.....	17 - 27
O 30 WITTENBERG.....	9 - 13
N 6 at Kentucky.....	6 - 7
N 13 MARIETTA.....	0 - 28
N 25 MIAMI (OH).....	7 - 0

**1921 2-6**

Coach - Boyd Chambers	
Captain - Frank Crolley	
S 24 TOLEDO.....	20 - 0
O 1 at West Virginia.....	0 - 50
O 15 at Pittsburgh.....	14 - 21
O 22 KENTUCKY WESLEYAN.....	115 - 0
O 29 WITTENBERG.....	2 - 7
N 5 at Ohio.....	6 - 7
N 12 DENISON.....	0 - 7
N 24 MIAMI (OH).....	7 - 15

**1922 1-7-1**

Coach - George McLaren	
Captain - Mike Palmer	
S 30 PITTSBURGH.....	0 - 37
O 7 at Kentucky.....	0 - 15
O 14 at Georgetown.....	0 - 37
O 21 OHIO WESLEYAN.....	7 - 14
O 28 at Case.....	16 - 0
N 4 WEST VIRGINIA.....	0 - 34
N 11 DENISON.....	0 - 22
N 18 at Wittenberg.....	6 - 6
N 30 MIAMI (OH).....	6 - 9

**1923 6-3-0**

Coach - George McLaren	
Captain - Red Prather	
S 29 KENTUCKY WESLEYAN.....	17 - 0
O 6 KENTUCKY.....	0 - 14
O 12 at Denison.....	7 - 24
O 20 at Ohio.....	13 - 6
O 27 WOOSTER.....	7 - 20
N 3 at Oberlin.....	6 - 0
N 10 OHIO NORTHERN.....	15 - 7
N 17 CASE.....	69 - 0
N 22 MIAMI (OH).....	23 - 0

**1924 2-6-1**

Coach - George McLaren	
Captain - Tony McAndrews	
S 27 KENTUCKY WESLEYAN.....	6 - 6
O 4 GEORGETOWN (KY).....	33 - 21
O 11 at Northwestern.....	0 - 42
O 18 DENISON.....	7 - 13
O 25 at Ohio Northern.....	0 - 9
N 1 DAYTON.....	0 - 21
N 8 OBERLIN.....	0 - 13
N 15 at Wooster.....	0 - 32
N 27 MIAMI (OH).....	8 - 7

**1925 4-5**

Coach - George McLaren	
Captain - John Pease	
S 26 Transylvania.....	15 - 21
O 3 Hanover.....	12 - 0
O 10 Georgetown (KY).....	12 - 6
O 17 Otterbein.....	6 - 0
O 24 Denison.....	12 - 24
O 31 Dayton.....	0 - 23
N 7 Wittenberg.....	6 - 2
N 14 Ohio.....	2 - 13
N 26 Miami (OH).....	0 - 33

**1926 3-5-1**

Coach - George McLaren	
Captain - Tiny Herman	
Kentucky Wesleyan.....	25 - 0
Otterbein.....	21 - 6
Denison.....	0 - 14
Marietta.....	22 - 7
Ohio.....	7 - 38
Western Reserve.....	2 - 14
Dayton.....	0 - 52
Wittenberg.....	13 - 15
N 25 Miami (OH).....	6 - 6

**1927 2-5-2**

Coach - George Babcock	
Captain - Joseph Filger	
S 24 Kentucky Wesleyan.....	0 - 12
O 1 Hanover.....	35 - 6
O 8 Wittenberg.....	0 - 45
O 15 Dayton.....	0 - 9
O 22 Marietta.....	6 - 6
O 29 Denison.....	0 - 3
N 5 Transylvania.....	19 - 0
N 12 Ohio.....	7 - 7
N 24 Miami (OH).....	14 - 17

**1928 1-8**

Coach - George Babcock	
Captain - John Schott	
S 29 Hanover.....	20 - 6
O 6 Kentucky Wesleyan.....	0 - 6
O 13 Ohio Wesleyan.....	0 - 71
O 20 Ohio.....	0 - 65
O 27 Wittenberg.....	0 - 6
N 3 Transylvania.....	6 - 25
N 10 Dayton.....	6 - 25
N 17 Denison.....	0 - 9
N 29 Miami (OH).....	0 - 34

**1929 4-4-1**

Coach - George Babcock	
Captain - Frank Dost	
CEDARVILLE.....	19 - 0
at Louisville.....	7 - 0
OHIO NORTHERN.....	12 - 6
at Kenyon.....	18 - 6
DENISON.....	6 - 6
OHIO.....	0 - 35
at Wittenberg.....	7 - 13
OHIO WESLEYAN.....	0 - 53
N 28 MIAMI (OH).....	6 - 14

**1930 5-4**

Coach - George Babcock	
Captain - Art Hallett	
S 27 CEDARVILLE.....	46 - 0
O 3 KENTUCKY WESLEYAN.....	6 - 0
O 11 at Michigan State.....	0 - 32
O 18 OHIO WESLEYAN.....	0 - 33
O 25 DENISON.....	13 - 6
N 1 OHIO.....	0 - 48
N 8 MARIETTA.....	20 - 7
N 15 WITTENBERG.....	0 - 12
N 27 MIAMI (OH).....	6 - 0

**1931 5-4**

Coach - Dana King	
Captain - Cliff Goldmeyer	
S 26 RIO GRANDE.....	19 - 6
O 3 at Ohio State.....	6 - 67
O 10 DePAUW.....	6 - 7
O 17 MARIETTA.....	50 - 0
O 24 OHIO.....	7 - 13
O 31 MUSKINGUM.....	0 - 15
N 7 at Denison.....	33 - 0
N 14 HEIDELBERG.....	46 - 7
N 26 MIAMI (OH).....	20 - 0

**1932 7-2**

Coach - Dana King	
Captain - Bill Gilliland	
S 24 HANOVER.....	51 - 0
O 1 GEORGETOWN (KY).....	22 - 12
O 8 BUTLER.....	13 - 7
O 15 SOUTH DAKOTA.....	7 - 0
O 22 DENISON.....	6 - 0
O 29 WITTENBERG.....	25 - 6
N 5 WABASH.....	14 - 0
N 12 at Ohio.....	0 - 23
N 24 MIAMI (OH).....	13 - 21

**1933 7-2**

Buckeye Conference Co-Champion	
Coach - Dana King	
Captain - Merle Williams	
S 30 RIO GRANDE.....	20 - 0
O 7 SOUTH DAKOTA.....	13 - 0
O 14 KENTUCKY.....	0 - 3
O 21 MARSHALL.....	19 - 0
O 28 BUTLER.....	34 - 7
N 4 at Ohio Wesleyan.....	7 - 0
N 11 at Wittenberg.....	14 - 6
N 18 OHIO.....	2 - 0
N 30 MIAMI (OH).....	2 - 6

**1934 6-2-1**

Buckeye Conference Champion	
Coach - Dana King	
Captain - George Smith	
S 29 OTTERBEIN.....	45 - 0
O 6 KENTUCKY.....	0 - 27
O 13 at Vanderbilt.....	0 - 32
O 20 ASHLAND.....	32 - 6
O 27 GEORGETOWN (KY).....	45 - 0
N 3 MARSHALL.....	7 - 0
N 10 at Ohio.....	0 - 0
N 17 OHIO WESLEYAN.....	13 - 6
N 29 MIAMI (OH).....	21 - 0

**1935 7-2**

Coach - Russ Cohen	
Captain - Ray Nolting	
S 28 DAYTON.....	25 - 0
O 5 SOUTH DAKOTA STATE.....	38 - 0
O 12 at Denison.....	35 - 0
O 19 INDIANA.....	7 - 0
O 26 BALTIMORE.....	67 - 0
N 2 at Ohio Wesleyan.....	12 - 13
N 9 MARSHALL.....	39 - 13
N 16 at Ohio.....	6 - 16
N 28 MIAMI (OH).....	8 - 7

**1936 1-5-3**

Coach - Russ Cohen	
Captain - Linus Haby	
S 26 WEST VIRGINIA.....	6 - 40
O 3 BUTLER.....	12 - 12
O 10 GEORGETOWN.....	0 - 7
O 17 at Marshall.....	13 - 7
O 24 DAYTON.....	13 - 21
O 31 at Ohio.....	7 - 10
N 7 OHIO WESLEYAN.....	0 - 0
N 14 at Wisconsin.....	6 - 27
N 26 MIAMI (OH).....	0 - 0

**1937 0-10**

Coaches - Russ Cohen, Wade "Red" Woodworth	
S 18 MOREHEAD.....	0 - 7
S 25 WESTERN RESERVE.....	6 - 32
O 2 BUTLER.....	0 - 13
O 9 at Dayton.....	0 - 35
O 16 CASE.....	0 - 21
O 23 at Indiana.....	0 - 27
O 30 at Ohio Wesleyan.....	6 - 20
N 6 OHIO.....	0 - 17
N 13 at Marshall.....	0 - 28
N 25 MIAMI (OH).....	6 - 14

**1938 4-5**

Coach - Joe Meyer	
Captain - Harry Shelby	
S 24 LOUISVILLE.....	19 - 9
O 1 ILL. WESLEYAN.....	6 - 0
O 8 DAYTON.....	7 - 26
O 14 at Tampa.....	7 - 6
O 22 WESTERN RESERVE.....	0 - 33
O 29 at Ohio.....	12 - 13
N 5 OHIO WESLEYAN.....	14 - 7
N 12 MARSHALL.....	9 - 27
N 24 MIAMI (OH).....	7 - 16

**1939 4-3-2**

Coach - Joe Meyer	
Captain - Orville Kelchner	
S 30 TAMPA.....	26 - 7
O 6 at Dayton.....	2 - 32
O 14 WEST VIRGINIA.....	0 - 7
O 21 at Wayne.....	21 - 0
O 27 at Western Reserve.....	0 - 0
N 4 CENTRE.....	6 - 6
N 11 BOSTON UNIVERSITY.....	6 - 13
N 18 SOUTH DAKOTA.....	13 - 0
N 23 MIAMI (OH).....	13 - 0

**1940 5-3-1**

Coach - Joe Meyer	
Captain - Otto Oppenheimer	
S 21 HANOVER.....	45 - 0
S 28 LOUISVILLE.....	7 - 0
O 5 at Navy.....	0 - 14
O 12 CENTRE.....	22 - 0
O 19 at Boston University.....	0 - 14
O 26 DAYTON.....	0 - 7
N 2 CARNEGIE TECH.....	7 - 6
N 9 at West Virginia.....	7 - 7
N 21 MIAMI (OH).....	44 - 0

**1941 6-3**

Coach - Joe Meyer	
Captain - Ray Virgin	
S 20 TRANSYLVANIA.....	46 - 0
S 27 LOUISVILLE.....	28 - 7
O 4 at Boston University.....	13 - 14
O 11 WAYNE.....	37 - 0
O 18 CENTRE.....	18 - 0
O 25 at Tennessee.....	6 - 21
N 1 at Dayton.....	0 - 3
N 8 CARNEGIE TECH.....	20 - 0
N 20 MIAMI (OH).....	26 - 0

**1942 8-2**

Coach - Joe Meyer	
Captain - Nick Skorich	
S 26 LOUISVILLE.....	51 - 0
O 3 at Western Reserve.....	18 - 7
O 10 CENTRE.....	21 - 0
O 17 OHIO.....	26 - 7
O 24 GEORGIA.....	13 - 35
O 31 BOSTON UNIVERSITY.....	6 - 0
N 7 at Tennessee.....	12 - 34
N 14 DAYTON.....	20 - 0
N 21 XAVIER.....	9 - 0
N 26 MIAMI (OH).....	21 - 12

**1943-44**

No Football-World War II

**1945 4-4**

Coach - Ray Nolting	
S 22 DENISON.....	30 - 0
S 29 at Kentucky.....	7 - 13
O 6 DePAUW.....	7 - 0
O 13 at Ohio.....	19 - 20
O 27 KENTUCKY.....	16 - 7
N 3 BALDWIN-WALLACE.....	39 - 0
N 10 at Detroit.....	0 - 20
N 22 MIAMI (OH).....	14 - 28

**1946 9-2**

Coach - Ray Nolting	
Captain - Elbie Nickel	
S 21 at Indiana.....	15 - 6
S 28 KENTUCKY.....	7 - 26
O 5 MARSHALL.....	39 - 14
O 12 at Dayton.....	19 - 0
O 19 OHIO.....	19 - 0
O 26 at Michigan State.....	18 - 7
N 2 at Tulsa.....	0 - 20
N 9 XAVIER.....	39 - 0
N 16 WESTERN RESERVE.....	34 - 7
N 28 MIAMI (OH).....	13 - 7
SUN BOWL - El Paso, Texas	
J 1 vs. Virginia Tech.....	18 - 6

**1947 7-3**

Mid-American Conference Champions	
Coach - Ray Nolting	
Captains - Al Sabato & Dick Langenbeck	
S 27 at Kentucky.....	0 - 20
O 4 ST. BONAVENTURE.....	20 - 14
O 11 DAYTON.....	21 - 26
O 18 OKLAHOMA CITY.....	20 - 13
O 25 XAVIER.....	27 - 25
N 1 at Ohio.....	34 - 0
N 8 MIAMI (FL).....	20 - 7
N 15 at Western Reserve.....	7 - 6
N 22 BUTLER.....	26 - 19
N 27 MIAMI (OH).....	7 - 38

**1948 3-6-1**

Coach - Ray Nolting	
Captain - Roger Stephens	
S 25 HARDIN-SIMMONS.....	7 - 7
O 2 XAVIER.....	7 - 13
O 9 OHIO.....	18 - 13
O 16 at Mississippi State.....	0 - 27
O 23 at Butler.....	16 - 7
O 30 KENTUCKY.....	7 - 28
N 5 at Miami (FL).....	6 - 36
N 13 WEST. RESERVE.....	26 - 13
N 20 TULANE.....	14 - 0 - 6
N 25 MIAMI (OH).....	19 - 43

**1949 7-4**

Mid-American Conference Champions	
Coach - Sid Gillman	
Captain - Thurman Owens	
S 17 NEVADA.....	21 - 41
S 24 HARDIN-SIMMONS.....	27 - 21
O 1 at Pacific.....	7 - 34
O 8 WESTERN MICHIGAN.....	27 - 6
O 15 MISSISSIPPI STATE.....	19 - 0
O 22 WESTERN RESERVE.....	21 - 13
O 29 at Kentucky.....	14 - 7 - 14
N 5 at Ohio.....	34 - 13
N 12 XAVIER.....	14 - 20
N 24 MIAMI (OH).....	27 - 6
GLASS BOWL - Toledo, Ohio	
D 3 at Toledo.....	33 - 13

**1950 8-4**

Mid-American Conference Champions	
Coach - Sid Gillman	
Captain - Pete St. Clair	
S 16 TEXAS WESTERN.....	32 - 0
S 23 HARDIN-SIMMONS.....	9 - 7
S 30 at William & Mary.....	14 - 20
O 7 LOUISVILLE.....	28 - 20
O 14 at Kentucky.....	5 - 7 - 41
O 21 at Western Michigan.....	27 - 6
O 28 WEST. RESERVE.....	48 - 6
N 4 OHIO.....	23 - 0
N 11 PACIFIC.....	14 - 7
N 18 XAVIER.....	33 - 20
N 25 MIAMI (OH).....	0 - 28
SUN BOWL - El Paso, Texas	
J 1 vs. West Texas State.....	13 - 14





## YEAR-BY-YEAR SCORES

**1951 10-1**

Mid-American Conference Champions  
Coach - Sid Gillman  
Captains - Ralph Staub, Nick Shundrich

S 15 VMI.....	26 - 7
S 22 at Kansas State.....	34 - 0
S 29 TULSA.....	47 - 35
O 6 HAWAII.....	34 - 0
O 13 LOUISVILLE.....	38 - 0
O 20 WESTERN RESERVE.....	41 - 0
O 27 TEXAS WESTERN.....	53 - 18
N 3 at Hardin-Simmons.....	13 - 12
N 10 at Ohio.....	40 - 0
N 17 XAVIER.....	0 - 26
N 24 MIAMI (OH).....	19 - 14

**1952 8-1-1**

Mid-American Conference Champions  
Coach - Sid Gillman  
Captain - Glenn Sample

S 20 DAYTON.....	25 - 0
S 27 KANSAS STATE.....	13 - 6
O 4 at Tulsa.....	14 - 14
O 11 XAVIER.....	20 - 13
O 18 WABASH.....	27 - 7
O 25 KENTUCKY.....	6 - 14
N 1 at Western Reserve.....	41 - 2
N 8 OHIO.....	41 - 7
N 15 WASHINGTON & LEE.....	54 - 0
N 27 MIAMI (OH).....	34 - 9

**1953 9-1**

Coach - Sid Gillman  
Captains - Don Fritz & Dom Del Bene

S 19 at Tulsa.....	14 - 7
S 26 at Marquette.....	7 - 31
O 3 WILLIAM & MARY.....	57 - 7
O 10 TOLEDO.....	41 - 7
O 17 XAVIER.....	20 - 6
O 24 WESTERN RESERVE.....	66 - 0
O 31 DAYTON.....	27 - 0
N 7 at Louisville.....	41 - 0
N 14 VMI.....	67 - 0
N 26 MIAMI (OH).....	14 - 0

**1954 8-2**

Coach - Sid Gillman  
Captain - Dick Goist

S 18 at Detroit.....	21 - 13
S 25 DAYTON.....	42 - 13
O 2 TULSA.....	40 - 7
O 9 at Marquette.....	30 - 13
O 16 HARDIN-SIMMONS.....	27 - 13
O 23 XAVIER.....	33 - 0
O 30 PACIFIC.....	13 - 7
N 6 at Arizona State.....	34 - 7
N 13 WICHITA.....	0 - 13
N 25 MIAMI (OH).....	9 - 21

**1955 1-6-2**

Coach - George Blackburn  
Captain - Joe Miller

S 24 DAYTON.....	14 - 15
O 1 at Pacific.....	13 - 27
O 8 XAVIER.....	0 - 37
O 15 MARQUETTE.....	13 - 12
O 22 at Tulsa.....	21 - 21
O 29 DETROIT.....	0 - 0
N 5 at Wichita.....	16 - 20
N 12 HARDIN-SIMMONS.....	20 - 53
N 24 MIAMI (OH).....	16 - 0 - 14

**1956 4-5**

Coach - George Blackburn  
Captain - Jack Gordon

S 22 DAYTON.....	13 - 19
S 29 TULSA.....	7 - 6

O 6 at Pacific.....	15 - 21
O 13 XAVIER.....	14 - 34
O 20 at Navy.....	7 - 13
O 27 at Marquette.....	33 - 13
N 3 DETROIT.....	33 - 7
N 10 WICHITA.....	21 - 0
N 22 MIAMI (OH).....	13 - 27

**1957 5-4-1**

Coach - George Blackburn  
Captains - Dick Seomin, Ron Couch

S 21 DAYTON.....	13 - 13
S 28 at Wichita.....	19 - 13
O 5 HOUSTON.....	0 - 7
O 12 XAVIER.....	23 - 14
O 19 MARQUETTE.....	14 - 0
O 26 PACIFIC.....	7 - 2
N 2 DETROIT.....	12 - 20
N 9 at Indiana.....	21 - 0
N 16 at Tulsa.....	7 - 12
N 28 MIAMI (OH).....	14 - 20

**1958 6-2-2**

Coach - George Blackburn  
Captain - Bob Del Rosa

S 20 DAYTON.....	14 - 0
S 27 WICHITA.....	16 - 16
O 4 HOUSTON.....	19 - 13 - 34
O 11 XAVIER.....	14 - 8
O 18 at Pacific.....	12 - 6
O 25 OKLAHOMA STATE.....	14 - 19
N 1 at North Texas State.....	8 - 8
N 8 TULSA.....	15 - 6
N 15 at Marquette.....	15 - 0
N 27 MIAMI (OH).....	18 - 7

**1959 5-4-1**

Coach - George Blackburn  
Captain - Jim Leo

S 19 at Oklahoma State.....	22 - 9
S 26 DAYTON.....	21 - 7
O 3 at Houston.....	12 - 13
O 10 NORTH TEXAS STATE.....	6 - 21
O 17 at Wichita.....	28 - 28
O 24 PACIFIC.....	21 - 14
O 31 XAVIER.....	28 - 0
N 7 at Tulsa.....	7 - 14
N 14 MARQUETTE.....	34 - 35
N 26 MIAMI (OH).....	14 - 7

**1960 4-6**

Coach - George Blackburn  
Captain - Howard Converse

S 17 HARDIN-SIMMONS.....	15 - 14
S 24 DAYTON.....	27 - 21
O 1 at North Texas State.....	21 - 0
O 7 at Detroit.....	0 - 14
O 15 WICHITA.....	8 - 25
O 22 TULSA.....	3 - 34
O 29 XAVIER.....	0 - 5
N 5 at Houston.....	0 - 14
N 12 at Marquette.....	33 - 13
N 19 MIAMI (OH).....	6 - 10

**1961 3-7**

Coach - Chuck Studley  
Captains - Ken Byers, Don Ross

S 16 DAYTON.....	16 - 12
S 23 at Boston College.....	0 - 23
S 30 at Wichita.....	13 - 21
O 7 XAVIER.....	12 - 17
O 14 AIR FORCE.....	6 - 8
O 21 HOUSTON.....	7 - 13
O 28 NORTH TEXAS STATE.....	21 - 9
N 4 at Tulsa.....	0 - 19
N 18 MIAMI (OH).....	3 - 7
N 25 DETROIT.....	19 - 13

**1962 2-8**

Coach - Chuck Studley  
Captains - Rufus Simmons, Phil Goldner

S 22 DAYTON.....	13 - 0
S 29 INDIANA.....	6 - 26
O 6 WICHITA STATE.....	27 - 15
O 20 at North Texas State.....	8 - 14
O 27 RICHMOND.....	20 - 21
N 3 TULSA.....	18 - 24
N 9 at Detroit.....	14 - 15
N 17 MIAMI (OH).....	16 - 38
N 24 XAVIER.....	6 - 7
D 1 at Houston.....	14 - 42

**1963 6-4**

Missouri Valley Conference Co-Champions  
Coach - Chuck Studley  
Captain - Darrell Cauley

S 21 DRAKE.....	28 - 0
S 28 at Army.....	0 - 22
O 5 XAVIER.....	35 - 22
O 12 at Tulsa.....	21 - 15
O 19 DETROIT.....	35 - 0
O 26 at Indiana.....	6 - 20
N 2 DAYTON.....	35 - 8
N 9 NORTH TEXAS STATE.....	39 - 7
N 16 at Wichita State.....	20 - 23
N 28 MIAMI (OH).....	19 - 21

**1964 8-2**

Missouri Valley Conference Champions  
Coach - Chuck Studley  
Captains - Brig Owens, Jerry Momper

S 26 DAYTON.....	20 - 10
O 2 at Detroit.....	19 - 0
O 10 XAVIER.....	35 - 6
O 17 at Boston College.....	0 - 10
O 24 TULSA.....	28 - 23
O 31 GEORGE WASHINGTON.....	15 - 17
N 7 at North Texas State.....	27 - 6
N 14 at Wichita State.....	19 - 7
N 21 MIAMI (OH).....	28 - 14
N 28 at Houston.....	20 - 6

**1965 5-5**

Coach - Chuck Studley  
Captain - Dick Fugere

S 18 DAYTON.....	28 - 0
S 24 at Houston.....	6 - 21
O 2 WICHITA STATE.....	14 - 6
O 9 XAVIER.....	3 - 14
O 15 at George Washington.....	13 - 3
O 23 at Tulsa.....	6 - 49
O 30 NORTH TEXAS STATE.....	24 - 28
N 6 at Kansas State.....	21 - 14
N 13 SOUTH DAKOTA.....	41 - 0
N 20 MIAMI (OH).....	7 - 37

**1966 3-7**

Coach - Chuck Studley  
Captains - Jay Bachman, John Parker

S 24 DAYTON.....	7 - 23
O 1 at Wichita State.....	20 - 6
O 8 XAVIER.....	13 - 25
O 15 at Tulane.....	21 - 28
O 22 KANSAS STATE.....	28 - 14
O 29 TULSA.....	0 - 13
N 5 at North Texas State.....	13 - 35
N 12 LOUISVILLE.....	17 - 3
N 19 at Memphis.....	14 - 26
N 26 MIAMI (OH).....	8 - 28

**1967 3-6**

Coach - Homer Rice  
Captains - Tony Jackson, Jerry Mislik

S 23 DAYTON.....	13 - 27
S 30 at Memphis.....	0 - 17
O 7 WICHITA STATE.....	14 - 6

O 14 XAVIER.....	10 - 15
O 21 at Tulsa.....	6 - 35
O 28 NORTH TEXAS STATE.....	14 - 34
N 4 BOSTON COLLEGE.....	27 - 21
N 11 at Louisville.....	13 - 7
N 18 MIAMI (OH).....	14 - 27

**1968 5-4-1**

Coach - Homer Rice  
Captains - Greg Cook, Milt Balkum

S 21 at Texas Tech.....	10 - 10
S 28 XAVIER.....	17 - 14
O 4 at Houston.....	12 - 33 - 71
O 12 TAMPA.....	31 - 28
O 19 at Wichita State.....	40 - 27
O 26 TULSA.....	27 - 34
N 2 at North Texas State.....	34 - 55
N 9 LOUISVILLE.....	37 - 7
N 16 OHIO.....	48 - 60
N 23 MIAMI (OH).....	23 - 21

**1969 4-6**

Coach - Ray Callahan  
Captains - Bob Merckich, Jim Nelson

S 13 at West Virginia.....	11 - 57
S 20 WILLIAM & MARY.....	26 - 18
O 4 XAVIER.....	17 - 14
O 11 MEMPHIS.....	6 - 52
O 18 WICHITA STATE.....	21 - 14
O 25 at Tulsa.....	24 - 40
N 1 NORTH TEXAS STATE.....	30 - 31
N 8 at Louisville.....	31 - 21
N 15 at Ohio.....	6 - 46
N 22 MIAMI (OH).....	20 - 36

**1970 7-4**

Coach - Ray Callahan  
Captains - Bob Bell, Mark Mercurio, Earl Wilson

S 12 at Tulsa.....	3 - 7
S 19 DAYTON..... (RS)	13 - 7
S 26 at William & Mary.....	17 - 10
O 2 TULANE.....	3 - 6
O 10 XAVIER.....	42 - 0
O 24 OHIO.....	29 - 21
O 31 at Wichita State.....	35 - 5
N 7 at North Texas State.....	30 - 10
N 14 LOUISVILLE.....	14 - 28
N 21 MIAMI (OH).....	33 - 0
N 28 at Memphis.....	10 - 14

**1971 7-4**

Coach - Ray Callahan  
Captains - Albert Johnson, Ken Weingart, Craig Heneveld, Ron Bryant

S 11 at Dayton.....	3 - 16
S 18 KENT.....	42 - 20
S 25 HOUSTON.....	3 - 12
O 2 at Texas A&M.....	17 - 0
O 9 XAVIER.....	30 - 7
O 16 WICHITA STATE.....	20 - 7
O 30 MEMPHIS.....	21 - 45
N 6 NORTH TEXAS STATE.....	40 - 7
N 13 OHIO.....	23 - 15
N 20 at Miami (OH).....	7 - 43
N 27 at Louisville.....	19 - 16

**1972 2-9**

Coach - Ray Callahan  
Captain - Billy Hunter

S 9 at Indiana State.....	10 - 7
S 16 at Colorado.....	2 - 14 - 56
S 23 XAVIER.....	7 - 19
S 30 VILLANOVA.....	14 - 7
O 7 OHIO.....	14 - 28
O 14 at Wichita State.....	17 - 20
O 28 LOUISVILLE.....	13 - 38
N 4 at North Texas State.....	25 - 27
N 11 at Memphis.....	24 - 49
N 18 MIAMI (OH).....	0 - 23
N 25 at Houston.....	0 - 49

**1973 4-7**

Coach - Tony Mason  
Captains - Evan Jolitz & Game Captains

S 15 XAVIER.....	40 - 7
S 22 at Villanova.....	7 - 14
S 29 at Tulsa.....	13 - 16
O 6 at Temple.....	15 - 16
O 13 S.W. LOUISIANA.....	27 - 0
O 20 WICHITA STATE.....	27 - 6
O 27 at Louisville.....	8 - 10
N 3 NORTH TEXAS STATE.....	52 - 3
N 10 at Ohio.....	8 - 14
N 17 at Miami (OH).....	17 - 0 - 6
N 24 MEMPHIS.....	13 - 17

**1974 7-4**

Coach - Tony Mason  
Captains - Tom Rose, Tom Marvaso, Game Captains

S 14 at Washington.....	17 - 21
S 21 at Rice.....	28 - 21
S 28 LOUISVILLE.....	7 - 6
O 12 at Memphis.....	7 - 13
O 19 at Wichita State.....	43 - 0
O 25 at Houston.....	6 - 27
N 2 TEMPLE.....	22 - 20
N 9 OHIO.....	35 - 13
N 16 MIAMI (OH).....	12 - 7 - 27
N 23 CHATTANOOGA.....	35 - 20
N 30 LOUISIANA-MONROE.....	20 - 7

**1975 6-5**

Coach - Tony Mason  
Captains - Jay Bonds, Paul Hunter

S 13 RICHMOND.....	19 - 6
S 20 MEMPHIS.....	13 - 3
S 27 at Louisville.....	46 - 27
O 4 at Temple.....	17 - 21
O 11 at Tulsa.....	16 - 24
O 18 ARKANSAS STATE.....	9 - 14
O 25 S.W. LOUISIANA.....	23 - 17
N 1 HOUSTON.....	28 - 23
N 8 MARYLAND..... (RS)	19 - 21
N 15 at Ohio.....	6 - 5
N 22 at Miami (OH).....	13 - 21

**1976 9-2**

Coach - Tony Mason  
Captains - Mike Woods & Howie Kurnick

S 11 at Tulane.....	21 - 14
S 18 **at S.W. Louisiana.....	3 - 7
S 25 MIAMI (OH).....	17 - 0
O 2 at Southern Miss.....	28 - 21
O 9 at Arizona State.....	14 - 0
O 16 TULSA.....	16 - 7
O 23 at Georgia.....	10 - 17 - 31
O 30 at Maryland.....	5 - 0 - 21
N 6 OHIO.....	35 - 0
N 13 VANDERBILT.....	33 - 7
N 20 LOUISVILLE.....	20 - 6

\*\* - Later won by forfeit

**1977 5-4-2**

Coach - Ralph Staub  
Captains - Gardner Cobb, Howie Kurnick, Napoleon Outlaw, Dan Rains, Mike Woods

S 10 NORTHWESTERN STATE.....	41 - 0
S 17 at Louisville.....	17 - 17
S 24 LOUISIANA-MONROE.....	63 - 0
O 1 SOUTHERN MISS.....	17 - 6
O 8 at Florida State.....	0 - 14
O 15 at Tulane.....	13 - 16
O 22 TULSA.....	28 - 0
O 29 TEMPLE.....	17 - 17
N 5 at Ohio.....	38 - 26
N 19 at Vanderbilt.....	9 - 13
N 24 MIAMI (OH).....	7 - 12

**1978 5-6**

Coach - Ralph Staub	
Captains - Dwayne Berry, Jim Daley, Howie Kurnick, Mike Rock	
S 16 SOUTHERN MISS.....	26 - 14
S 23 LOUISVILLE.....	14 - 28
S 30 at Richmond.....	28 - 51
O 7 at Florida State.....	18 - 21
O 14 at Temple.....	13 - 16
O 21 TULSA.....	26 - 27
O 28 at SW Louisiana.....	38 - 13
N 4 LOUISIANA-MONROE.....	20 - 7
N 11 OHIO.....	35 - 0
N 18 at Miami (OH).....	24 - 28
N 25 at Memphis.....	34 - 14

**1979 2-9**

Coach - Ralph Staub	
Captains - Farley Bell, Ed Kloboves, Mike Rogers, Dan Vete	
S 15 at Southern Miss.....	6 - 24
S 22 at Louisville.....	19 - 22
S 29 VILLANOVA.....	27 - 13
O 6 at North Carolina.....	18 - 14
O 13 at Pittsburgh.....	0 - 35
O 20 at Temple.....	20 - 35
O 27 RICHMOND.....	17 - 14
N 3 FLORIDA STATE.....	6 - 21
N 10 OHIO.....	7 - 27
N 17 at Miami (OH).....	14 - 27
N 24 at Memphis.....	17 - 23

**1980 2-9**

Coach - Ralph Staub	
Captains - Scott Heinemann, Karl Woods	
S 6 at West Virginia.....	27 - 41
S 13 at Tulsa.....	13 - 31
S 20 at Rutgers.....	7 - 24
S 27 WICHITA STATE.....	8 - 13
O 4 at Villanova.....	6 - 23
O 11 at South Carolina.....	17 - 7
O 18 at Temple.....	7 - 23
O 25 at Richmond.....	10 - 24
N 1 MEMPHIS.....	14 - 10
N 8 at Louisville.....	0 - 20
N 22 MIAMI (OH).....	23 - 13

**1981 6-5**

Coach - Mike Gottfried	
Captains - James Bettis, Mike Brookins, Mike Gates, Tim Schira, Kari Yli-Renko	
S 5 YOUNGSTOWN STATE.....	13 - 19
S 12 at Penn State.....	9 - 0
S 19 at Pittsburgh.....	7 - 38
S 26 RUTGERS.....	10 - 0
O 3 at Ohio.....	19 - 9
O 10 RICHMOND.....	27 - 18
O 17 TEMPLE.....	13 - 24
O 24 TULANE.....	17 - 13
O 31 MEMPHIS.....	38 - 7
N 14 LOUISVILLE.....	24 - 0
N 21 at Miami (OH).....	3 - 7

**1982 6-5**

Coach - Mike Gottfried	
Captains - Danny Barrett, Mike Gates, Antonio Gibson, Joe Olding, George Warhop	
S 4 at Florida State.....	31 - 38
S 11 LOUISVILLE..... (RS)	38 - 16
S 25 YOUNGSTOWN STATE.....	52 - 3
O 2 at South Carolina.....	10 - 37
O 9 LONG BEACH STATE..... (RS)	34 - 14
O 16 at Memphis.....	16 - 7
O 23 at Alabama.....	7 - 3
O 30 at Temple.....	7 - 41
N 13 MORGAN STATE..... (RS)	52 - 0
N 18 MIAMI (OH)..... (RS)	20 - 10
N 27 at Miami (FL).....	13 - 19

**1983 4-6-1**

Coach - Watson Brown	
Captains - Gene Beck, Bill Booze, Don Goodman, George Jamison, Linwood Marshall	
S 10 at Penn State.....	20 - 14
S 17 OKLAHOMA STATE.....	17 - 27
S 24 at Louisville.....	23 - 31
O 1 CORNELL..... (RS)	48 - 20
O 8 TEMPLE..... (RS)	31 - 16
O 15 at Florida State.....	17 - 43
O 22 MIAMI (FL)..... (RS)	8 - 7
O 29 at Kentucky.....	13 - 13
N 5 RUTGERS..... (RS)	18 - 7
N 12 MEMPHIS..... (RS)	10 - 43
N 19 at Miami (OH).....	10 - 14

**1984 2-9**

Coach - Dave Currey	
Captains - Troy Bodine, Tom Egenoff, Game Captains	
S 8 AKRON.....	28 - 27
S 15 YOUNGSTOWN STATE.....	23 - 27
S 22 at Memphis.....	7 - 47
S 29 at Rutgers.....	15 - 43
O 13 MIAMI (FL)..... (RS)	10 - 25
O 20 at Florida.....	17 - 48
O 27 LOUISVILLE..... (RS)	40 - 21
N 3 at Temple.....	10 - 42
N 10 at Auburn.....	20 - 0
N 17 ALABAMA..... (RS)	7 - 29
N 22 MIAMI (OH)..... (RS)	26 - 31

**1985 5-6**

Coach - Dave Currey	
Captains - Nick Frankos, Reggie Taylor	
A 31 VIRGINIA TECH.....	31 - 14
S 7 AUSTIN PEAY.....	31 - 9
S 14 at Youngstown State.....	29 - 27
S 21 at Alabama.....	10 - 45
S 28 at Kentucky.....	7 - 27
O 5 TEMPLE..... (RS)	16 - 28
O 12 at Miami (FL).....	0 - 38
O 19 at Louisville.....	31 - 9
O 26 BOSTON COLLEGE..... (RS)	24 - 17
N 9 PENN STATE..... (RS)	2 - 10
N 23 at Miami (OH).....	10 - 16

**1986 5-6**

Coach - Dave Currey	
Captains - Alex Gordon, Rob Niehoff, Reggie Taylor	
S 6 at Virginia Tech.....	24 - 20
S 13 MIAMI (OH)..... (RS)	45 - 38
S 20 at Rutgers.....	28 - 48
S 27 KENTUCKY..... (RS)	20 - 37
O 4 LOUISVILLE.....	24 - 17
O 11 at Penn State.....	5 - 17
O 18 MIAMI (FL).....	13 - 45
O 25 at Wichita State.....	24 - 19
N 1 INDIANA STATE.....	46 - 14
N 8 at Auburn.....	9 - 7
N 15 at East Carolina.....	19 - 32

**1987 4-7**

Coach - Dave Currey	
Captains - Bob Leshnak, John Lewis, Danny McCain	
S 5 RUTGERS.....	7 - 10
S 12 at Louisville.....	25 - 0
S 19 at Penn State.....	20 - 0
S 26 MIAMI (OH).....	31 - 26
O 10 at East Carolina.....	28 - 56
O 17 at West Virginia.....	17 - 45
O 24 MIAMI (FL)..... (RS)	3 - 48
O 31 TENNESSEE TECH.....	38 - 17
N 7 at Indiana State.....	16 - 40
N 14 AUSTIN PEAY.....	42 - 10
N 21 at Virginia Tech.....	20 - 21

**1988 3-8**

Coach - Dave Currey	
Captains - Chris Asbeck, Bill Davis, Daryl Huber, Game Captains	
S 10 at Boston College.....	7 - 41
S 17 AUSTIN PEAY.....	52 - 7
S 24 at Miami (OH).....	34 - 18
O 1 at Rutgers.....	9 - 38
O 8 at Penn State.....	9 - 35
O 15 VIRGINIA TECH.....	14 - 41
O 22 at Miami (FL).....	3 - 57
O 29 LOUISVILLE.....	6 - 21
N 5 W. VIRGINIA..... (RS)	4 - 13
N 12 INDIANA STATE.....	40 - 21
N 19 EAST CAROLINA.....	14 - 49

**1989 1-9-1**

Coach - Tim Murphy	
Captain - Jack Bruscinelli	
S 2 RUTGERS.....	17 - 17
S 16 EAST CAROLINA.....	14 - 21
S 23 at Miami (OH).....	30 - 14
S 30 at Louisville.....	17 - 37
O 7 at Miami (FL).....	2 - 0
O 14 MEMPHIS.....	17 - 34
O 21 at West Virginia.....	18 - 3
O 28 at Akron.....	0 - 31
N 4 at Kentucky.....	0 - 31
N 11 MOREHEAD STATE.....	10 - 13
N 18 NORTHERN ILLINOIS.....	3 - 56

**1990 1-10**

Coach - Tim Murphy	
Captains - John Arena, Kyle Stroh	
S 2 BOWLING GREEN..... (RS)	20 - 34
S 8 at Central Michigan.....	0 - 34
S 15 at Iowa.....	10 - 63
S 22 MIAMI (OH)..... (RS)	12 - 16
S 29 at Kent State.....	27 - 24
O 13 at West Virginia.....	20 - 28
O 20 at East Carolina.....	32 - 56
O 27 at Tulane.....	7 - 49
N 3 LOUISVILLE..... (RS)	25 - 16
N 10 at Florida State.....	12 - 21
N 17 at Alabama.....	7 - 45

**1991 4-7**

Coach - Tim Murphy	
Captains - John Arena, Johnathan Cockrell, Kelly Sims	
S 7 at Penn State.....	5 - 0
S 14 at North Carolina.....	16 - 51
S 21 at Bowling Green.....	16 - 20
S 28 MIAMI (OH).....	9 - 22
O 5 at Louisville.....	30 - 7
O 12 at Kent State.....	38 - 19
O 19 at Virginia Tech.....	9 - 56
O 26 SOUTHERN MISS.....	17 - 7
N 2 at Kentucky.....	17 - 20
N 9 MIDDLE TENNESSEE STATE.....	30 - 10
N 23 EAST CAROLINA.....	13 - 19

**1992 3-8**

Coach - Tim Murphy	
Captains - Kris Bjorson, Ronnie Dixon	
S 5 PENN STATE.....	8 - 20
S 19 at Miami (OH).....	14 - 17
S 26 at Tennessee.....	8 - 0
O 3 KENT STATE.....	31 - 0
O 10 at Memphis.....	14 - 34
O 17 at East Carolina.....	21 - 42
O 24 at Southern Miss.....	17 - 31
O 31 LOUISVILLE.....	17 - 27
N 7 RUTGERS.....	26 - 24
N 14 KENTUCKY.....	17 - 13
N 21 AKRON.....	22 - 24

**1993 8-3**

Coach - Tim Murphy	
Captains - Jocelyn Borgella, Jason Coppess, Nate Dingle, Lance Harp	
S 4 AUSTIN PEAY.....	42 - 10
S 11 at Bowling Green.....	7 - 21
S 18 MIAMI (OH).....	30 - 23
S 25 at Syracuse.....	11 - 21
O 2 at Tulsa.....	22 - 15
O 9 at Vanderbilt.....	7 - 17
O 16 BALL STATE.....	44 - 12
O 23 at Toledo.....	31 - 24
O 30 MEMPHIS.....	23 - 20
N 13 at Houston.....	41 - 17
N 20 EAST CAROLINA.....	34 - 14

**1994 2-8-1**

Coach - Rick Minter	
Captains - Ernest Allen, Reggie Hudson, Matt Vaupe	
S 3 at Indiana.....	3 - 28
S 10 SYRACUSE.....	19 - 34
S 17 at Miami (OH).....	17 - 17
O 1 BOWLING GREEN.....	0 - 38
O 8 VANDERBILT.....	24 - 34
O 15 at Rutgers.....	9 - 14
O 22 at Memphis.....	3 - 26
O 29 at East Carolina.....	21 - 35
N 5 TROY STATE.....	28 - 24
N 12 at Wisconsin.....	7 - 38
N 19 TULSA.....	28 - 13

**1995 6-5**

Coach - Rick Minter	
Captains - Muhammed El-Mubarak, Darrell Harding, Jamie Lemire, Eric Vibberts	
S 2 at Kansas.....	18 - 23
S 9 KANSAS STATE.....	21 - 23
S 16 at Virginia Tech.....	16 - 0
S 23 at Miami (OH).....	16 - 23
S 30 TOLEDO.....	31 - 45
O 7 EAST CAROLINA.....	13 - 10
O 14 SOUTHERN MISS.....	16 - 13
O 21 MEMPHIS.....	28 - 3
O 28 at Northern Illinois.....	55 - 19
N 11 at Kentucky.....	14 - 33
N 18 at Tulsa.....	24 - 5

**1996 6-5**

Coach - Rick Minter	
Captains - Sam Ganes, Chris Hewitt, Rob Robinson, Robert Tate	
A 30 TULANE *.....	14 - 34
S 7 KENTUCKY.....	24 - 3
S 14 at Kansas State.....	17 - 0
S 28 MIAMI (OH)..... (3OT)	30 - 23
O 5 at Memphis *.....	16 - 18
O 12 BOSTON COLLEGE.....	17 - 24
O 19 HOUSTON *.....	31 - 20
O 26 at Louisville *.....	10 - 7
N 2 at Southern Miss. *.....	17 - 21
N 16 at UAB.....	34 - 14
N 23 LOUISIANA-MONROE.....	35 - 13

**1997 8-4**

Coach - Rick Minter	
Captains - Phillip Curry, Jason Fabin, John Kobalka, Derrick Ransom	
A 28 TULSA.....	34 - 24
S 6 at Tulane *.....	17 - 31
S 20 KANSAS.....	34 - 7
S 27 at Boston College.....	24 - 6
O 4 MEMPHIS *.....	20 - 17
O 11 UAB.....	33 - 29
O 18 at Houston *..... (2OT)	38 - 41
O 25 at Miami (OH)..... (2OT)	34 - 31
N 1 SOUTHERN MISS *.....	24 - 17
N 8 LOUISVILLE *.....	28 - 9
N 13 at East Carolina *.....	7 - 14
HUMANITARIAN BOWL - Boise, Idaho	
D 29 vs. Utah State.....	35 - 19

**1998 2-9**

Coach - Rick Minter	
Captains - Hassan Champion, Percy Evans, Tinker Keck, Chad Plummer, Brian Uhl, Kevin Ward	
S 5 TULANE *.....	34 - 52
S 12 MIAMI (FL).....	12 - 38
S 19 at Army *.....	20 - 37
S 26 INDIANA.....	14 - 48
O 3 at Louisville *.....	19 - 62
O 10 at Syracuse.....	24 - 21
O 17 at Memphis *.....	23 - 41
O 24 MIAMI (OH).....	0 - 41
N 5 EAST CAROLINA *.....	21 - 24
N 14 HOUSTON *.....	44 - 43
N 21 at Arkansas State.....	51 - 7

**1999 3-8**

Coach - Rick Minter	
Captains - Ken Biggs, Robert Cooper, Eddie Johnson, Tinker Keck, Doug Rosfeld	
S 4 KENT.....	41 - 3
S 11 TROY STATE.....	24 - 31
S 18 WISCONSIN.....	9 - 17
S 25 at Ohio State.....	12 - 20
O 9 at Houston *.....	20 - 23
O 16 UAB * (OT).....	21 - 24
O 23 at Southern Miss *.....	20 - 28
O 30 at Miami (OH).....	52 - 42
N 6 LOUISVILLE *.....	13 - 23
N 13 at East Carolina *.....	24 - 34
N 20 MEMPHIS *.....	13 - 21

**2000 7-5**

Coach - Rick Minter	
Captains - Troy Evans, Eddie Johnson, Deontey Kenner, Doug Rosfeld	
S 4 ARMY.....	23 - 17
S 9 SYRACUSE.....	12 - 10
S 16 at Wisconsin (OT).....	4 - 25
S 23 at Indiana.....	6 - 42
S 30 at Tulane *.....	19 - 24
O 7 HOUSTON *.....	48 - 31
O 14 at Louisville *.....	24 - 38
O 28 MIAMI (OH).....	45 - 15
N 4 UAB *.....	33 - 21
N 11 at Memphis * (OT).....	13 - 10
N 18 SOUTHERN MISS *.....	24 - 27
MOTOR CITY BOWL - Detroit, Mich.	
D 27 vs. Marshall.....	14 - 25

**2001 7-5**

Coach - Rick Minter	
Captains - Lewis Carter, Kirk Doolin, Josh Gardner, LaVar Glover, Kirk Thompson	
S 2 PURDUE.....	14 - 19
S 8 at Army *.....	27 - 24
S 22 at Miami (OH).....	14 - 21
O 6 TULANE *.....	46 - 33
O 13 at UAB *.....	31 - 17
O 20 at Houston *.....	29 - 28
O 27 LOUISVILLE *.....	13 - 28
N 3 CONNECTICUT.....	45 - 28
N 10 EAST CAROLINA *.....	26 - 28
N 24 at Memphis *.....	36 - 34
D 1 LOUISIANA-MONROE *.....	42 - 10
MOTOR CITY BOWL - Detroit, Mich.	
D 29 vs. Toledo.....	25 - 16



# YEAR-BY-YEAR SCORES

## 2002 7-7

Conference USA Co-Champions

Coach - Rick Minter

Captains - Blue Adams, Derrick Adams, Kirt Doolin,

Willis Edwards, Josh Gardner, Tye Keith

S	2	TCU*	.....(OT)	36 - 29
S	14	WEST VIRGINIA.....		32 - 35
S	21	OHIO STATE.....(PBS)	6	19 - 23
S	28	at Temple.....		35 - 22
O	5	MIAMI (OH).....		26 - 31
O	12	at Tulane*		17 - 35
O	19	at Southern Miss*		14 - 23
O	26	MEMPHIS*		48 - 10
N	7	at Louisville*		24 - 14
N	16	HOUSTON*		47 - 14
N	23	at Hawai'i.....		19 - 20
N	30	UAB*		31 - 23
D	6	at East Carolina*		42 - 26
		NEW ORLEANS BOWL - New Orleans, La.		
D	17	vs. North Texas.....		19 - 24

## 2003 5-7

Coach - Rick Minter

Captains - Andre Frazier, Tedric Harwell,

A.J. Lucius, Zach Norton, Kyle Takavitz

S	1	EAST CAROLINA*	.....	40 - 3
S	13	at West Virginia.....		15 - 13
S	20	TEMPLE.....(3OT)		30 - 24
S	27	at Miami (OH).....		37 - 42
O	4	SOUTHERN MISS*		20 - 22
O	11	at UAB*		14 - 31
O	25	ARMY*		33 - 29
O	31	at USF*.....(2OT)		17 - 24
N	8	RHODE ISLAND.....		31 - 24
N	15	at TCU*.....	9	10 - 43
N	22	at Memphis*.....		16 - 21
N	27	LOUISVILLE*.....		40 - 43

## 2004 7-5

Coach - Mark Dantonio

Captains - Andre Frazier, Gino Guidugli,

Daven Holly, Kyle Takavitz

S	4	at Ohio State.....	9	6 - 27
S	11	MIAMI (OH).....		45 - 26
S	18	at Syracuse.....		7 - 19
S	25	at East Carolina*		24 - 19
O	2	UAB*		27 - 30
O	9	at Army*.....		29 - 48
O	23	MEMPHIS*.....		49 - 10
O	30	TCU*.....		21 - 10
N	6	at Southern Miss*.....	21	52 - 24
N	20	USF*.....		45 - 23
N	27	at Louisville*.....	7	7 - 70
		FORT WORTH BOWL - Fort Worth, Texas		
D	23	vs. Marshall.....		32 - 14

## 2005 4-7

Coach - Mark Dantonio

Captains - Brent Celek, Steve Eastlake,

Adam Roberts, Derick Ross

S	1	EASTERN MICHIGAN.....		28 - 26
S	10	at Penn State.....		24 - 42
S	17	WESTERN CAROLINA.....		7 - 3
S	28	at Miami (OH).....		16 - 44
O	8	at Pittsburgh*		20 - 38
O	15	CONNECTICUT*.....		28 - 17
O	22	LOUISVILLE*.....		22 - 46
O	29	at Syracuse*.....		22 - 16
N	9	WEST VIRGINIA*.....	16	0 - 38
N	19	at USF*.....		16 - 31
N	26	at Rutgers*.....		9 - 44

## 2006 8-5

Coach - Mark Dantonio, Brian Kelly

Captains - Brent Celek, Dominic Ross

S	2	EASTERN KENTUCKY.....		31 - 0
S	8	PITTSBURGH*.....		15 - 33
S	16	at Ohio State.....	1	7 - 37
S	23	at Virginia Tech.....	11	13 - 29
S	30	MIAMI (OH).....		24 - 10
O	7	AKRON.....		20 - 14
O	14	at Louisville*.....		17 - 23
O	22	USF*.....		23 - 6
O	28	SYRACUSE*.....		17 - 3
N	11	at West Virginia*		24 - 42
N	18	RUTGERS*.....	7	30 - 11
N	25	at Connecticut*.....		26 - 23
		INTERNATIONAL BOWL - Toronto, Canada		
J	6	vs. Western Michigan.....		27 - 24

## Year-by-Year Results

Year	Overall			Conference			
	W	L	T	W	L	T	Finish
1885	1	0	1				Independent
1886	2	0	0				Independent
1887	1	0	0				Independent
1888	1	0	1				Independent
1889	1	1	0				Independent
1890	2	1	1				Independent
1891	4	2	1				Independent
1892	1	2	0				Independent
1893	0	6	0				Independent
1894	3	3	0				Independent
1895	3	3	0				Independent
1896	4	3	1				Independent
1897	9	1	1				Independent
1898	5	1	3				Independent
1899	5	2	0				Independent
1900	3	4	1				Independent
1901	1	3	1				Independent
1902	4	2	2				Independent
1903	1	8	0				Independent
1904	7	1	0				Independent
1905	4	3	0				Independent
1906	0	7	2				Independent
1907	—No Games Played—						
1908	1	4	1				Independent
1909	4	3	1				Independent

### Ohio

1910	6	3	0	2	1	0
1911	6	2	1	2	1	1
1912	3	4	1	0	3	1
1913	5	3	1	4	2	1
1914	6	3	0	4	2	0
1915	4	5	0	3	3	0
1916	0	8	1	0	6	1
1917	0	6	0	0	4	0
1918	3	0	2	0	0	2
1919	3	4	1	1	3	1
1920	4	5	0	3	2	0
1921	2	6	0	0	4	0
1922	1	7	1	1	3	1
1923	6	3	0	5	2	0
1924	2	6	1	1	4	0

### Buckeye

1925	4	5	0	1	3	0
1926	3	5	1	0	3	1
1927	2	5	2	0	3	1
1928	1	8	0	0	5	0
1929	4	4	1	0	4	1
1930	5	4	0	2	3	0
1931	5	4	0	2	1	0
1932	7	2	0	2	2	0
1933	7	2	0	3	1	0
1934	6	2	1	2	0	1
1935	7	2	0	2	2	0

Year	Overall			Conference			
	W	L	T	W	L	T	Finish
1936	1	5	3				Independent
1937	0	10	0				Independent
1938	4	5	0				Independent
1939	4	3	2				Independent
1940	5	3	1				Independent
1941	6	3	0				Independent
1942	8	2	0				Independent
1943	—No Games Played—						
1944	—No Games Played—						
1945	4	4	0				Independent
1946	9	2	0				Independent

### Mid-American

1947	7	3	0	3	1	0	1st
1948	3	6	1	3	1	0	2nd
1949	7	4	0	4	0	0	1st
1950	8	4	0	3	1	0	1st
1951	10	1	0	3	0	0	1st
1952	8	1	1	3	0	0	1st
1953	9	1	0				Independent
1954	8	2	0				Independent
1955	1	6	2				Independent
1956	4	5	0				Independent

### Missouri Valley

1957	5	4	1	1	3	0	4th
1958	6	2	2	1	1	2	2nd
1959	5	4	1	0	3	1	5th
1960	4	6	0	1	2	0	3rd
1961	3	7	0	1	2	0	3rd
1962	2	8	0	1	2	0	3rd
1963	6	4	0	3	1	0	1st
1964	8	2	0	4	0	0	1st
1965	5	5	0	2	2	0	3rd
1966	3	7	0	2	2	0	3rd
1967	3	6	0	2	2	0	3rd
1968	5	4	1	3	2	0	3rd
1969	4	6	0	2	3	0	3rd

1970	7	4	0				Independent
1971	7	4	0				Independent
1972	2	9	0				Independent
1973	4	7	0				Independent
1974	7	4	0				Independent
1975	6	5	0				Independent
1976*	9	2	0				Independent
1977	5	4	2				Independent
1978	5	6	0				Independent
1979	2	9	0				Independent
1980	2	9	0				Independent
1981	6	5	0				Independent
1982	6	5	0				Independent
1983	4	6	1				Independent
1984	2	9	0				Independent

Year	Overall			Conference			
	W	L	T	W	L	T	Finish
1985	5	6	0				Independent
1986	5	6	0				Independent
1987	4	7	0				Independent
1988	3	8	0				Independent
1989	1	9	1				Independent
1990	1	10	0				Independent
1991	4	7	0				Independent
1992	3	8	0				Independent
1993	8	3	0				Independent
1994	2	8	1				Independent
1995	6	5	0				Independent

### Conference USA

1996	6	5	0	2	3	0	3rd
1997	8	4	0	2	4	0	4th
1998	2	9	0	1	5	0	7th
1999	3	8	0	0	6	0	9th
2000	7	5	0	5	2	0	2nd
2001	7	5	0	5	2	0	2nd
2002	7	7	0	6	2	0	1st
2003	5	7	0	2	6	0	9th
2004	7	5	0	5	3	0	2nd

### BIG EAST

2005	4	7	0	2	5	0	6th
2006	8	5	0	4	3	0	4th

Totals 514-535-51 (.490)

\*Includes victory by forfeit



# ALL-TIME COACHING RECORDS

Coach	Seasons	Tenure	W	L	T	Pct.
No Coach	9	1885-93	13	12	4	.517
W. Durant Berry	2	1894-95	6	6	0	.500
Williams Reynolds	1	1896	4	3	1	.562
Tom Fennel	1	1897	9	1	1	.864
Frank Cavanaugh	1	1898	5	1	3	.722
Dan Reed	2	1899-00	8	6	1	.567
Henry Pratt	1	1901	1	3	1	.300
Anthony Chez	2	1902-03	5	10	2	.353
Amos Foster	2	1904-05	11	4	0	.733
William Foley	1	1906	0	7	2	.111
Ralph Inott	1	1908	1	4	1	.250
Robert Burch	3	1909-11	16	8	2	.654
Lowell Dana	2	1912-13	8	7	2	.529
George Little	2	1914-15	10	8	0	.556
Ion Cortright	1	1916	0	8	1	.056
Frank Marty	1	1917	0	6	0	.000
Boyd Chambers	4	1918-21	12	15	3	.450
George McLaren	5	122-26	16	26	3	.389
George Babcock	4	1927-30	12	21	3	.375
Dana King	4	1931-34	25	10	1	.708



*Sid Gillman*



*Mike Gottfried*

Coach	Seasons	Tenure	W	L	T	Pct.
Russ Cohen	2 1/2	1935-37	8	11	3	.432
Wade Woodworth	1/2	1937	0	6	0	.000
Joe Meyer	5	1938-42	27	16	3	.620
Ray Nolting	4	1945-48	23	15	1	.603
Sid Gillman	6	1949-54	50	13	1	.789
George Blackburn	6	1955-60	25	27	6	.483
Chuck Studley	6	1961-66	27	33	0	.450
Homer Rice	2	1967-68	8	10	1	.463
Ray Callahan	4	1969-72	20	23	0	.465
Tony Mason	4	1973-76	26	18	0	.591
Ralph Staub	4	1977-80	14	28	2	.341
Mike Gottfried	2	1981-82	12	10	0	.545
Watson Brown	1	1983	4	6	1	.409
Dave Currey	5	1984-88	19	36	0	.345
Tim Murphy	5	1989-93	17	37	1	.318
Rick Minter	10	1994-03	53	63	1	.457
Mark Dantonio	2	2004-06	18	17	0	.514
Brian Kelly	0	2007	1	0	0	1.000
<b>Totals</b>	<b>118</b>		<b>514</b>	<b>535</b>	<b>51</b>	<b>.490</b>

## Bearcat Assistant Coaches

Dick Anderson..... 1961-62	Kim Dameron..... 1996-98	Lee Haslinger..... 1956-58	John Montgomery..... 1996	Bill Sheridan..... 1989-91
Dave Ash..... 1963	Joe Daniels..... 1997-2000	Owen Hauck..... 1967	Pat Narduzzi..... 2004-06	Karl Singer..... 1973-76
Bill Baldrige..... 1981-82	Dino Dawson..... 2002-03	Ralph Hawkins..... 1968	Don Nehlen..... 1963	Bill Singler..... 1984-85
Dave Baldwin..... 2001	Tony DeBiasse..... 1985-87	Andy Hendel..... 2001	Dave Nickel..... 1984-88	George Smith..... 1948
Harlon Barnett..... 2004-06	Jack Delaney..... 1954-63	Harry Hiestand..... 1989-93	Phil Owen..... 1969	Rick Smith..... 1999-00
Leeman Bennett..... 1967-68	Mike Dickens..... 1982	Tim Hinton..... 2004-07	Rod Paige..... 1969-70	Mike Solari..... 1981-82
Dana Bible..... 1978-80; 1994	Paul Dietzel..... 1949-50	Van Hollaway..... 1981-83	Jim Parker..... 1971-72	Mark Staten..... 2004-06
Mike Biscotti..... 1988	Tyrone Dixon..... 2000-01	Dick Hopkins..... 1983	John Parker..... 1977-80	Ralph Staub..... 1964-68
George Blackburn..... 1949-53	Jack Donaldson..... 1984-87	Greg Hudson..... 1997-2000	Joe Perella..... 1972	Charles Stobart..... 1966
Ron Blackledge..... 1970-72	Phil Dorn..... 2002-03	Hank Hughes..... 1993	Scott Pethel..... 2003	Lowell Storm..... 1953-54
Reyman Bonar..... 1947-48	Mark Duffner..... 1977-80	Bruce Ivory..... 1984-93	Joker Phillips..... 1997-98	Larry Tischler..... 1977-80
Jay Bonds..... 1981-82	Dave Dunkelberger..... 1969-72	Amos Jones..... 1999-2002	Sam Pittman..... 1996	Mike Tomlin..... 1999-00
George Boutselis..... 1967-68	Paul Dunn..... 1994-95	Ernest Jones..... 2007	Jeff Quinn..... 2007	Don Treadwell..... 1994; 2004-06
Mark Bradley..... 1983	Hal Dyer..... 1973-74	Mike Jones..... 1981	Dan Radakovich..... 1969	Joe Tresey..... 2007
D.J. Brown..... 1979-80	Jerry Eisaman..... 1969-71	Wayne Jones..... 1973-76	Dave Ritchie... 1969-72; 1987-88	Mike Tressel..... 2004-06
Carl Brumbaugh..... 1947	Charles Ellis..... 1955-57	Greg Karpinski..... 1994-98	Dana Roach..... 1986	Jeff Uhlenhake..... 2004
Bob Burns..... 1973	Mike Elston..... 2007	Jim Kelly..... 1960-76	Tracy Rocker..... 2002	Bob Valesente..... 1975-76
Rusty Burns.... 1989-91; 2002-03	Dan Enos..... 2004-05	Stan Klimczak..... 1951-52	Tom Roggeman..... 1993-94	Craig Ver Steeg..... 1990-93
Ray Callahan..... 1967-68	Jack Faulkner..... 1950-54	Mike Kolakowski..... 2003	Jerry Rosburg..... 1992-95	Tim Viox..... 1986-88
Mike Cassity..... 1994	Foge Fazio..... 1973-76	Don Lawrence..... 1966	Tim Rose..... 1995	Tom Walsh..... 1981
Rick Christie..... 1982	Jeff Filkovski..... 1998-03	Tommie Liggons..... 1981-82	Robin Ross..... 1984-85	Dave Warner..... 2006
A.J. Christoff..... 2001-02	Jimbo Fisher..... 1999	Kyle Lingerfelt..... 1995	Tom Rossley..... 1977	Lou West..... 1988-93
Rich Christophel..... 1983	Dino Folino..... 1977-80	John Lovette..... 1989-92	Dan Roushar..... 2005-06	John Wiethe..... 1947-48
Frank Claire..... 1955	Greg Forest..... 2007	Dick Mack..... 1978-80	Rex Ryan..... 1996-97	Mike Wiles..... 1988
Mike Clark..... 1986-87	John Fricke..... 1971-72	Joe Madro..... 1949-54	Glenn Sample..... 1956-60	Brian Williams..... 1996
Charles Coe..... 1977-78	O'Neill Gilbert..... 2001	Greg Mantooth..... 1983	Mike Scarry..... 1956-62	Keith Willis..... 1999-00
Johnnie Cole..... 1995	Ted Gill..... 2003-06	Don Martindale..... 1997-98	Bill Schmitz..... 1982-83	Bob Wolf..... 1982
L.C. Cole..... 1994-95	Keith Gilmore..... 2007	Skip Mathieson..... 1977	Bill Schwarberg..... 1947-55	Bob Wylie..... 1996
Tony Cole..... 1979	Cary Godette..... 1983-88	Ken Matous..... 1989	Greg Seaman..... 1995-98	Tony Yellovich..... 1974-76
Sam Congie..... 1969	Mike Gottfried..... 1975-76	Stan McGarvey..... 1981-82	Stacy Searles..... 2001-02	Ed Youngs..... 1984-86
Kerry Coombs..... 2007	Don Grammer..... 1958-60	Charles McMillan..... 2001	Dick Selcer..... 1965-66	Larry Zierlein..... 1997-00
Ron Corradini..... 1984	Eddie Gran..... 1992-93	Dick MacPherson..... 1961-65	Bill Shalosky..... 1955-959	Dave Zimmerman..... 1977-80
Mark Criner..... 2002-03	Lynn Hailstock..... 1983	Bob Miller..... 1959-62	Steve Shankweiler..... 2003	Ron Zook..... 1981-82
Scott Criner..... 1986-988	Jack Hanlon..... 1954-55	Paul Misali..... 1964-65	Bob Shaw..... 1973-76	William Zwaan..... 1980
Ted Daisher..... 1989-92	John Harbaugh..... 1989-96	Charley Molnar..... 2007	Gary Shephard..... 1983	<i>Full-time staff members since 1947.</i>



# SERIES RECORDS

	W	L	T	Series Began	Last UC Win	Last Opp. Win
Air Force	0	1	0	1961 (AF 8-6)	—	1961 (8-6)
Akron	2	2	0	1984 (UC 28-27)	2006 (20-14)	1992 (24-22)
Alabama	0	5	0	1908 (AL 16-0)	—	1990 (45-7)
Antioch	1	1	0	1908 (AN 16-11)	1910 (38-0)	1908 (16-11)
Arizona State	2	0	0	1954 (UC 34-7)	1976 (14-0)	—
Arkansas State	1	1	0	1975 (AS 14-9)	1998 (51-7)	1975 (14-9)
Army	3	3	0	1963 (A 22-0)	2003 (33-29)	2004 (48-29)
Ashland	1	0	0	1934 (UC 32-6)	1934 (32-6)	—
Auburn	0	2	0	1984 (AU 60-0)	—	1986 (52-7)
Austin Peay	4	0	0	1985 (UC 31-9)	1993 (42-10)	—
Baldwin-Wallace	1	0	0	1945 (UC 39-0)	1945 (39-0)	—
Ball State	1	0	0	1993 (UC 44-12)	1993 (44-12)	—
Baltimore	1	0	0	1935 (UC 67-0)	1935 (67-0)	—
Boston College	3	4	0	1961 (BC 23-0)	1997 (24-6)	1996 (24-17)
Boston University	1	3	0	1939 (BU 13-6)	1942 (6-0)	1941 (14-13)
Bowling Green	0	4	0	1990 (BG 34-20)	—	1994 (38-0)
Butler	6	2	1	1891 (B 34-10)	1948 (16-7)	1937 (13-0)
Carnegie Tech	2	1	0	1920 (CT 27-17)	1941 (20-0)	1920 (27-17)
Case	2	1	0	1922 (UC 16-0)	1923 (69-0)	1937 (21-0)
Cedarville	2	0	0	1929 (UC 19-0)	1930 (46-0)	—
Central Michigan	0	1	0	1990 (CM 34-0)	—	1990 (34-0)
Centre	6	5	3	1892 (C 12-4)	1942 (21-0)	1910 (12-3)
Chicago	0	1	0	1893 (Chi 20-0)	—	1893 (20-0)
Colorado	0	1	0	1972 (CO 56-14)	—	1972 (56-14)
Connecticut	3	0	0	2001 (UC 45-28)	2006 (26-23)	—
Cornell	1	0	0	1983 (UC 48-20)	1983 (48-20)	—
Dartmouth	1	0	0	1898 (UC 17-12)	1898 (17-12)	—
Dayton	15	17	1	1924 (D 21-0)	1970 (13-7)	1971 (16-3)
Denison	7	14	2	1910 (UC 28-12)	1945 (30-0)	1928 (9-0)
DePauw	2	1	0	1905 (UC 17-0)	1945 (7-0)	1931 (7-6)
Detroit	5	4	1	1945 (D 20-0)	1964 (19-0)	1962 (15-14)
Drake	1	0	0	1963 (UC 28-0)	1963 (28-0)	—
Earlham	5	4	0	1895 (UC 26-0)	1912 (21-0)	1917 (19-0)
East Carolina	5	12	0	1986 (EC 32-19)	2004 (24-19)	2001 (28-26)
Eastern Kentucky	1	0	0	2006 (UC 31-0)	2006 (31-0)	—
Eastern Michigan	1	0	0	2005 (UC 28-26)	2005 (28-26)	—
Florida	0	1	0	1984 (FL 48-17)	—	1984 (48-17)
Florida State	0	6	0	1977 (FS 14-0)	—	1990 (70-21)
Franklin	1	0	1	1890 (Tie 0-0)	1891 (38-0)	—
George Washington	1	1	0	1964 (GW 17-15)	1965 (13-3)	1964 (17-15)
Georgetown	0	2	0	1922 (G 37-0)	—	1936 (7-0)
Georgetown (KY)	8	3	0	1894 (G 6-4)	1934 (45-0)	1916 (16-0)
Georgia	0	2	0	1942 (GA 35-13)	—	1976 (31-17)
Hanover	10	1	0	1894 (UC 14-12)	1940 (45-0)	1908 (9-5)
Hardin-Simmons	5	1	1	1948 (Tie 7-7)	1960 (15-14)	1955 (53-20)
Hawai'i	1	1	0	1951 (UC 34-0)	1951 (34-0)	2002 (20-19)
Heidelberg	1	0	0	1931 (UC 46-7)	1931 (46-7)	—
Houston	8	13	0	1957 (UH 7-0)	2002 (47-14)	1999 (23-20)
Illinois Wesleyan	1	0	0	1938 (UC 6-0)	1938 (6-0)	—
Indiana	3	9	2	1896 (IU 16-0)	1957 (21-0)	2000 (42-6)
Indiana State	3	1	0	1972 (UC 10-7)	1988 (40-21)	1987 (40-16)
Indianapolis	1	0	0	1902 (UC 6-0)	1902 (6-0)	—
Iowa	0	1	0	1990 (I 63-10)	—	1990 (63-10)
Kansas	1	1	0	1995 (KU 23-18)	1997 (34-7)	1995 (23-18)
Kansas State	4	2	0	1951 (UC 34-0)	1966 (28-14)	1996 (35-0)
Kent State	5	0	0	1971 (UC 42-20)	1999 (41-3)	—
Kentucky	9	21	3	1894 (UC 32-4)	1996 (24-3)	1995 (33-14)
Kentucky Wesleyan	5	2	1	1920 (UC 35-0)	1930 (6-0)	1928 (6-0)

	W	L	T	Series Began	Last UC Win	Last Opp. Win
Kenyon	9	4	0	1895 (UC 16-4)	1929 (18-6)	1916 (27-0)
Long Beach State	1	0	0	1982 (UC 34-14)	1982 (34-14)	—
Louisiana-Lafayette	3	1	0	1973 (UC 27-0)	1978 (38-13)	1976 (7-3)
Louisiana-Monroe	5	0	0	1974 (UC 20-7)	2001 (42-10)	—
Louisiana State	1	0	0	1897 (UC 28-0)	1897 (28-0)	—
Louisville	26	19	1	1929 (UC 7-0)	2002 (24-14)	2006 (23-17)
Marietta	4	6	1	1895 (UC 6-0)	1931 (50-0)	1920 (28-0)
Marquette	6	2	0	1953 (M 31-7)	1960 (33-13)	1959 (35-34)
Marshall	6	3	1	1906 (Tie 0-0)	2004 (32-14)	2000 (25-14)
Maryland	0	2	0	1975 (MD 21-19)	—	1976 (21-0)
Memphis	12	18	0	1966 (UM 26-14)	2004 (49-10)	2003 (21-16)
Miami (FL)	1	10	0	1947 (UC 20-7)	1947 (20-7)	1998 (38-12)
Miami (OH)	45	59	7	1888 (Tie 0-0)	2006 (24-10)	2005 (44-16)
Michigan State	1	1	0	1930 (MS 32-0)	1946 (18-7)	1930 (32-0)
Mid. Tennessee State	1	0	0	1991 (UC 30-10)	1991 (30-10)	—
Mississippi State	1	1	0	1948 (MS 27-0)	1949 (19-0)	1948 (27-0)
Morehead State	0	2	0	1937 (MS 7-0)	—	1989 (13-10)
Morgan State	1	0	0	1982 (UC 52-0)	1982 (52-0)	—
Muskingum	0	1	0	1931 (MU 15-0)	—	1931 (15-0)
Navy	0	2	0	1940 (N 14-0)	—	1956 (13-7)
Nebraska	0	1	0	1906 (NE 41-0)	—	1906 (41-0)
Nevada	0	1	0	1949 (NV 41-21)	—	1949 (41-21)
North Carolina	0	2	0	1979 (NC 35-14)	—	1991 (51-16)
North Texas	7	9	1	1958 (Tie 8-8)	1973 (52-3)	2002 (24-19)
Northern Illinois	1	1	0	1989 (NI 56-3)	1995 (55-19)	1989 (56-3)
Northwestern	0	2	0	1903 (NW 35-0)	—	1924 (42-0)
Northwestern State	1	0	0	1977 (UC 41-0)	1977 (41-0)	—
Notre Dame	0	1	0	1900 (ND 57-0)	—	1900 (57-0)
Oberlin	1	2	0	1898 (O 5-0)	1923 (6-0)	1924 (13-0)
Ohio	23	23	4	1896 (UC 52-0)	1981 (19-9)	1979 (27-7)
Ohio Northern	2	2	0	1916 (ON 9-0)	1929 (12-6)	1924 (9-0)
Ohio State	2	13	0	1893 (OSU 32-0)	1897 (34-0)	2006 (37-7)
Ohio Wesleyan	10	8	1	1894 (OW 16-4)	1938 (14-7)	1937 (20-6)
Oklahoma City	1	0	0	1947 (UC 20-13)	1947 (20-13)	—
Oklahoma State	1	2	0	1958 (OS 19-14)	1959 (22-9)	1983 (27-17)
Otterbein	6	3	0	1902 (UC 16-0)	1934 (45-0)	1914 (3-0)
Pacific	5	3	0	1949 (P 34-7)	1959 (21-14)	1956 (21-15)
Penn State	1	8	0	1981 (PS 52-0)	1983 (14-3)	2005 (42-24)
Pittsburgh	0	6	0	1924 (P 21-14)	—	2006 (33-15)
Purdue	0	1	0	2001 (P 19-14)	—	2001 (P 19-14)
Rhode Island	1	0	0	2003 (UC 31-24)	2003 (31-24)	—
Rice	1	0	0	1974 (UC 28-21)	1974 (28-21)	—
Richmond	3	3	0	1962 (R 21-20)	1981 (27-18)	1980 (24-10)
Rio Grande	2	0	0	1931 (UC 19-6)	1933 (20-0)	—
Rutgers	4	7	1	1980 (RU 24-7)	2006 (30-11)	2005 (44-9)
South Carolina	0	2	0	1980 (SC 49-7)	—	1982 (37-10)
South Dakota	4	0	0	1932 (UC 7-0)	1965 (41-0)	—
South Dakota State	1	0	0	1935 (UC 38-0)	1935 (38-0)	—
Southern Miss	7	7	0	1976 (UC 28-21)	2004 (52-24)	2003 (22-20)
St. Bonaventure	1	0	0	1947 (UC 20-14)	1947 (20-14)	—
Syracuse	3	4	0	1993 (SYR 24-21)	2006 (17-3)	2004 (19-7)
Tampa	3	0	0	1938 (UC 7-6)	1968 (31-28)	—
TCU	2	1	0	2002 (UC 36-29)	2004 (21-10)	2003 (43-10)
Temple	4	9	1	1973 (TEM 16-15)	2003 (30-24 OT)	1985 (28-16)
Tennessee	1	4	0	1904 (UC 35-0)	1904 (35-0)	1992 (40-0)
Tenn.-Chattanooga	1	0	0	1974 (UC 35-20)	1974 (35-20)	—
Tennessee Tech	1	0	0	1987 (UC 38-17)	1987 (38-17)	—
Texas A&M	1	0	0	1971 (UC 17-0)	1971 (17-0)	—

	W	L	T	Series Began	Last UC Win	Last Opp. Win
Texas Tech	0	0	1	1968 (Tie 10-10)	—	—
Texas Western	2	0	0	1950 (UC 32-0)	1951 (53-18)	—
Toledo	4	2	0	1921 (UC 20-0)	1993 (31-24)	2001 (23-16)
Transylvania	5	2	1	1909 (Tie 6-6)	1941 (46-0)	1928 (25-6)
Troy State	1	1	0	1994 (28-24)	1994 (28-24)	1999 (31-24)
Tulane	3	11	0	1909 (T 6-0)	2001 (46-33)	2002 (35-17)
Tulsa	13	16	2	1946 (T 20-0)	1997 (34-24)	1980 (31-13)
UAB	5	3	0	1996 (UC 34-14)	2002 (31-23)	2004 (30-27)
USF	2	2	0	2003 (USF 24-17 20T)	2006 (23-6)	2005 (31-16)
Utah State	1	0	0	1997 (UC 35-19)	1997 (35-19)	—
Vanderbilt	3	4	0	1898 (UC 12-0)	1976 (33-7)	1994 (34-24)
Villanova	2	2	0	1972 (UC 14-7)	1979 (27-13)	1980 (23-6)
Va. Military Institute	2	0	0	1951 (UC 26-7)	1953 (67-0)	—
Virginia Tech	4	4	0	1946 (UC 18-6)	1995 (16-0)	2006 (29-13)
Wabash	2	0	0	1932 (UC 14-0)	1952 (27-7)	—
Washington (MO)	0	1	0	1903 (W 23-11)	—	1903 (23-11)
Washington	0	1	0	1974 (W 21-17)	—	1974 (21-17)

	W	L	T	Series Began	Last UC Win	Last Opp. Win
Wash. & Jefferson	0	1	0	1899 (WJ 20-0)	—	1899 (20-0)
Washington & Lee	1	0	0	1952 (UC 54-0)	1952 (54-0)	—
Wayne	2	0	0	1939 (UC 21-0)	1941 (37-0)	—
West Texas State	0	1	0	1950 (WT 14-13)	—	1950 (14-13)
West Virginia	1	13	1	1921 (WVU 50-0)	2003 (15-13)	2006 (24-42)
Western Carolina	1	0	0	2005 (UC 7-3)	2005 (7-3)	—
Western Michigan	3	0	0	1949 (UC 27-6)	2006 (27-24)	—
Western Reserve	10	3	2	1913 (Tie 0-0)	1953 (66-0)	1938 (33-0)
Wichita State	14	7	2	1954 (WSU 13-0)	1986 (24-19)	1980 (13-8)
William & Mary	3	1	0	1950 (WM 20-14)	1970 (17-10)	1950 (20-14)
Wilmington	1	0	0	1919 (UC 34-0)	1919 (34-0)	—
Wisconsin	1	3	0	1936 (UW 27-6)	1999 (17-12)	2000 (28-25)
Wittenberg	10	11	5	1896 (W 6-0)	1933 (14-6)	1930 (12-0)
Wooster	0	3	0	1916 (W 20-0)	—	1924 (32-0)
Xavier	18	12	0	1918 (UC 12-0)	1973 (40-7)	1972 (19-7)
Youngstown State	2	2	0	1981 (YS 19-13)	1985 (29-27)	1984 (27-23)
Non-Collegiate	21	15	3			

## Series Records vs. Division I Conferences

<b>AMERICAN EAST</b> ..... 1 3 0	<b>BIG TEN</b> ..... 8 38 2
Boston University ..... 1 3 0	Indiana..... 3 9 2
	Iowa..... 0 1 0
<b>ATLANTIC 10</b> ..... 7 4 0	Michigan State..... 1 1 0
Rhode Island ..... 1 0 0	Northwestern..... 0 2 0
Richmond ..... 3 3 0	Ohio State..... 2 13 0
William & Mary ..... 3 1 0	Penn State..... 1 8 0
	Purdue ..... 0 1 0
<b>ATLANTIC COAST</b> ..... 8 28 0	Wisconsin..... 1 3 0
Boston College ..... 3 4 0	<b>BIG WEST</b> ..... 6 3 0
Florida State..... 0 6 0	Pacific..... 5 3 0
Maryland ..... 0 2 0	Utah State..... 1 0 0
Miami (FL)..... 1 10 0	<b>CONFERENCE USA</b> ..... 47 67 1
North Carolina..... 0 2 0	East Carolina ..... 5 12 0
Virginia Tech..... 4 4 0	Houston ..... 8 13 0
<b>BIG 12</b> ..... 7 7 1	Marshall..... 6 3 1
Colorado..... 0 1 0	Memphis ..... 12 18 0
Kansas..... 1 1 0	Rice ..... 1 0 0
Kansas State..... 4 2 0	Southern Miss. .... 7 7 0
Nebraska..... 0 1 0	Tulane..... 3 11 0
Oklahoma State ..... 1 2 0	UAB..... 5 3 0
Texas A&M ..... 1 0 0	<b>GATEWAY</b> ..... 5 3 0
Texas Tech ..... 0 0 1	Indiana State..... 3 1 0
<b>BIG EAST</b> ..... 39 51 3	Youngstown State ..... 2 2 0
Connecticut..... 3 0 0	<b>GREAT WEST</b> ..... 1 0 0
Louisville..... 26 19 1	South Dakota State ..... 1 0 0
Pittsburgh..... 0 6 0	<b>IVY LEAGUE</b> ..... 2 0 0
Rutgers ..... 4 7 1	Cornell..... 1 0 0
Syracuse..... 3 4 0	Dartmouth..... 1 0 0
USF..... 2 2 0	<b>MID-EASTERN ATHLETIC</b> ..... 1 0 0
West Virginia ..... 1 13 1	Morgan State ..... 1 0 0
<b>BIG SOUTH</b> ..... 2 0 0	
Virginia Military Institute ..... 2 0 0	

<b>MID-AMERICAN</b> ..... 89 101 12	<b>SOUTHEASTERN</b> ..... 15 42 3
Akron ..... 2 2 0	Alabama ..... 0 5 0
Ball State..... 1 0 0	Auburn..... 0 2 0
Bowling Green ..... 0 4 0	Florida..... 0 1 0
Central Michigan..... 0 1 0	Georgia ..... 0 2 0
Eastern Michigan ..... 1 0 0	Kentucky ..... 9 21 3
Kent ..... 5 0 0	Louisiana State..... 1 0 0
Miami (OH) ..... 45 59 7	Mississippi State..... 1 1 0
Northern Illinois..... 1 1 0	South Carolina..... 0 2 0
Ohio ..... 23 23 4	Tennessee ..... 1 4 0
Temple ..... 4 9 1	Vanderbilt ..... 3 4 0
Toledo ..... 4 2 0	<b>SOUTHERN</b> ..... 2 0 0
Western Michigan ..... 3 0 0	Tenn.-Chattanooga ..... 1 0 0
<b>MOUNTAIN WEST</b> ..... 2 2 0	Western Carolina ..... 1 0 0
Air Force ..... 0 1 0	<b>SUN BELT</b> ..... 18 12 1
TCU..... 2 1 0	Arkansas State ..... 1 1 0
<b>OHIO VALLEY</b> ..... 6 0 0	Louisiana-Lafayette ..... 3 1 0
Austin Peay ..... 4 0 0	Louisiana-Monroe ..... 5 0 0
Eastern Kentucky..... 1 0 0	Middle Tennessee State..... 1 0 0
Tennessee Tech..... 1 0 0	North Texas ..... 7 9 1
<b>PAC-10</b> ..... 2 1 0	Troy State ..... 1 1 0
Arizona State..... 2 0 0	<b>WESTERN ATHLETIC</b> ..... 16 18 2
Washington ..... 0 1 0	Hawai'i..... 1 1 0
<b>PATRIOT</b> ..... 0 4 0	Nevada..... 0 1 0
Georgetown ..... 0 2 0	Tulsa..... 13 16 2
Navy..... 0 2 0	UTEP ..... 2 0 0
<b>PIONEER</b> ..... 7 4 1	<b>INDEPENDENTS</b> ..... 3 4 0
Butler..... 6 2 1	Army ..... 3 3 0
Drake ..... 1 0 0	Notre Dame..... 0 1 0
Morehead State..... 0 2 0	

Won-loss records are for all games played against that team, regardless of conference affiliation at the time of the game.



# BOWL HISTORY

Cincinnati's proud football history includes a number of firsts, possibly including the first postseason bowl game.

The NCAA Official Football Records recognizes the Rose Bowl, which was started in 1902, as being the first collegiate bowl game. A manuscript written by former UC athletic director Bill Schwarberg points to a bowl appearance by Cincinnati that pre-dates the Rose Bowl by five years.

Schwarberg, who played for the Bearcats from 1933-36 and served as interim Director of Athletics in 1976, cited a record in the University's McMicken Review. It indicated that following the 1897 season, Cincinnati became the first institution from Ohio to make a trip south to play in a postseason game.

Cincinnati posted a 7-1-1 record that year, which included a 34-0 win over Ohio State. The lone team to beat UC was the powerful Carlisle Indians.

Shortly after Thanksgiving, management of the Cincinnati team received an invitation from the Southern Athletic Club to play a game in New Orleans on New Year's Day. A travel party of 14, which included the substitutes and the coach and manager, departed for New Orleans on Dec. 30 where they were hosted by the Southern Athletic Club. Accounts of the game have UC winning with ease by a score of 16-0.

At a victory party that evening, players from Louisiana State challenged the Bearcats to a game the next day in Baton Rouge. UC accepted the challenge and overwhelmed the LSU team, 28-0. Accounts of the trip describe lavish entertainment provided during the trip.

If this was indeed UC's first bowl game, it was 49 years before the Bearcats again experienced postseason play.

The post-World War II influx of veterans into colleges rejuvenated college athletics, and with that came a surge of new bowls.

Cincinnati capped a successful 1946 season with a trip to the Sun Bowl in El Paso, Texas. There, the Bearcats



defeated Virginia Tech, 18-6.

UC made appearances in the Glass Bowl in Toledo in 1949 and returned to the Sun Bowl at the end of the 1950 campaign.

Cincinnati then went 47 years without a bowl appearance. That drought was broken when the Bearcats played in the inaugural Humanitarian Bowl in Boise, Idaho in 1997.

With Conference USA developing alliances with five bowls, the Bearcats made three straight bowl appearances in 2000, 2001 and 2002—the first two in the Motor City Bowl in Detroit and the third in the New Orleans Bowl.

In 2004, UC was selected to represent Conference USA in the PlainsCapital Fort Worth Bowl, the Bearcats' fourth bowl appearance in the past five years. UC defeated Marshall, 32-14, in that contest.

Last season, Cincinnati earned its first BIG EAST Conference bowl appearance after knocking off Connecticut in the season finale. In unusual circumstances following Mark Dantonio and his staff's departure to Michigan State before the bowl game, UC hired Brian Kelly from Central Michigan who came in and in just 34 days prepared UC and defeated Western Michigan University, 27-24, in the inaugural International Bowl in Toronto, Ontario.



*Brian Kelly did the unprecedented last season by coming to Cincinnati and guiding the Bearcats to a 27-24 win in the inaugural International Bowl.*



*Clint Stickdorn and Adam Shorter hoisted the Fort Worth Bowl trophy after the 32-14 victory over Marshall in 2004.*

## Bowl History

Bowl	Location	Date	Opponent	Result
Sun Bowl	El Paso, Texas	Jan. 1, 1947	Virginia Tech	W, 18-6
Glass Bowl	Toledo, Ohio	Dec. 3, 1949	Toledo	W, 33-13
Sun Bowl	El Paso, Texas	Jan. 1, 1951	West Texas A&M	L, 14-13
Humanitarian Bowl	Boise, Idaho	Dec. 29, 1997	Utah State	W, 35-19
Motor City Bowl	Pontiac, Mich.	Dec. 27, 2000	Marshall	L, 25-14
Motor City Bowl	Pontiac, Mich.	Dec. 29, 2001	Toledo	L, 23-16
New Orleans Bowl	New Orleans, La.	Dec. 17, 2002	North Texas	L, 24-19
Fort Worth Bowl	Fort Worth, Texas	Dec. 23, 2004	Marshall	W, 32-14
International Bowl	Toronto, Canada	Jan. 6, 2007	Western Michigan	W, 27-24

## Cincinnati 27, W. Michigan 24

2007 International Bowl  
Jan. 6, 2007 • Toronto, Canada

The International Bowl provided Cincinnati fans with a preview of what Brian Kelly has in store as UC knocked off Western Michigan, 27-24.

Kevin Lovell's 33-yard field goal with 6:11 remaining provided the winning margin for Cincinnati and Western Michigan's 51-yard field goal try with 1:26 left fell short.

Dominick Goodman was named the game's Most Outstanding Player. Butler Benton led UC rushing attack with 62 of the team's combined 126 yards against the Broncos—a defense that was ranked fifth nationally defending the run.

John Bowie put UC on the scoreboard first when he gathered in a tipped pass and returned it 25 yards for a touchdown in the first quarter. On Cincinnati's next drive, Davila connected on a 21-yard TD toss to Goodman. Goodman later hauled in a second touchdown pass in the second quarter.

The reeling Broncos used some trickery on the first play following Lovell's field goal. E.J. Biggers, on a double reverse, lofted the ball to Jamarko Simmons for a 76-yard touchdown.

The Broncos' defense got the ball right back and Cubit tossed a 30-yard scoring pass to close the gap to 24-14. A miscue by the UC offense—Davila's pass was deflected and intercepted with 23 seconds to play in the half—setting up Nate Meyer's 29-yard field goal.

Western Michigan	0	17	0	7	—	24
Cincinnati	14	10	0	3	—	27

### First Quarter

CIN—John Bowie 25-yd interception return (Kevin Lovell kick), 11:32

CIN—Dominick Goodman 21-yd pass from Nick Davila (Kevin Lovell kick), 6:27

### Second Quarter

CIN—Dominick Goodman 21 yd pass from Nick Davila (Kevin Lovellkick), 14:30

CIN—FG Kevin Lovell 37 yards, 10:23

WMU—Jamarko Simmons 76-yd pass from E.J. Biggers (Nate Meyer kick), 9:45

WMU—Herb Martin 30-yd pass from Ryan Cubit (Nate Meyer kick), 5:35

WMU—FG Nate Meyer 29 yards, 0:08

### Fourth Quarter

WMU—Brandon West 7-yd run (Nate Meyer kick), 10:53

CIN—FG Kevin Lovell 33 yards, 6:11

TEAM STATISTICS	W. MICHIGAN	CINCINNATI
First Downs	19	21
Rushes-Yards	29-108	34-126
Passing Yards	260	221
Passing A-C-I	45-24-2	37-20-2
Total Plays-Yards	74-368	71-347
Punts-Avg.	7-41.6	5-43.6
Fumbles-Lost	0-0	2-1
Penalties-Yards	3-19	2-20

**Rushing**—Western Michigan: West 21-109, Thompson 6-24, Cubit 2-(-10). Cincinnati: Benton 10-62, Moore 10-57, Grutza 3-22, Glatthaar 4-14, Davila 7-(-29).

**Passing**—Western Michigan: Cubit 23-43-2, 184, 1 TD; Martin 0-1-0, 0, 0 TD; Biggers 1-1-0, 76, 1 TD. Cincinnati: Davila 19-35-2, 214, 2 TD; Grutza 1-2-0, 7, 0 TD.

**Receiving**—Western Michigan: Simmons 13-172, Ledbetter 5-38, Martin 4-43, Maragos 1-5, West 1-2. Cincinnati: Goodman 7-109, Celek 4-21, Poland 3-17, Benton 2-26, Moore 2-20, Martin 1-19, Stewart 1-9.

## Cincinnati 32, Marshall 14

2004 PlainsCapital Fort Worth Bowl  
Dec. 23, 2004 • Fort Worth, Texas

Cincinnati's seniors capped their careers with a dominating performance in a 32-14 win over Marshall at the PlainsCapital Fort Worth Bowl.

Linebacker Tyjuan Hagler started things by blocking a punt one minute into the game, which was returned by Antwan Giddens for a touchdown. Hagler forced a fumble to set up one of three Kevin Lovell field goals, recorded a sack and had a team-high seven tackles to earn a spot on *Football News'* all-bowl team.

Trent Cole and Andre Frazier each recorded sacks while leading the defensive pursuit from their end positions. Cole also blocked a punt for a safety. UC's defense held the Thundering Herd to 134 total yards, minus-3 yards rushing.

Gino Guidugli capped his stellar career with his guttiest performance. Playing with a broken hand, Guidugli completed 24-of-36 passes for 231 yards and staked the Bearcats to their lead with a pair of second-quarter TD tosses. Guidugli was to be limited to shotgun snaps, but with the running game sputtering, he moved under center in the second quarter, a move which energized the offense. UC gained 168 yards on the ground, 62 by Richard Hall who capped his senior season with 1,000 yards. Hannibal Thomas caught nine passes for 102 yards to top the 1,000-yard mark in receiving.

UC jumped out to a 10-0 lead on Antwan Giddens' return of Hagler's blocked punt and Lovell's 23-yard field goal. The Herd retaliated with two late first quarter TD's, the second on a 32-yard interception return of an errant Guidugli pass, the senior's lone miscue of the night. The Bearcat defense shut down Marshall after that, allowing just 52 yards in total offense the remaining three quarters.

Guidugli capped scoring drives of 13 and 11 plays with TD passes of 15 yards to Brent Celek and eight yards to Earnest Jackson to give UC a 28-10 lead before the half. The Bearcats coasted from there.

Marshall	14	0	0	0	—	14
Cincinnati	10	14	0	8	—	32

### First Quarter

CIN—Antwan Giddens 9-yd return of blocked punt (Kevin Lovell kick), 14:00

CIN—FG Kevin Lovell, 23 yards, 6:23

MAR—Josh Davis 14-yd pass from Stan Hill (Ian O'Connor kick), 5:17

MAR—Willie Smith 32-yd interception return (Ian O'Connor kick), 0:16

### Second Quarter

CIN—Brent Celek 15-yd pass from Gino Guidugli (Kevin Lovell kick), 4:31

CIN—Earnest Jackson 8-yd pass from Gino Guidugli (Kevin Lovell kick), 0:18

### Fourth Quarter

CIN—FG Kevin Lovell 19 yards, 10:50

CIN—Safety, Trent Cole blocked Marshall's punt recovered in the end zone, 9:42

CIN—FG Kevin Lovell 35 yards, 4:59

Attendance: 27,902

TEAM STATISTICS	MARSHALL	CINCINNATI
First Downs	11	24
Rushes-Yards	21-(-3)	45-168
Passing Yards	137	231
Passing A-C-I	32-14-1	39-24-2
Punts-Avg.	5-25.6	2-40.0
Fumbles-Lost	2-1	1-0
Penalties-Yards	1-5	6-60

**Rushing**—Marshall: Charles 7-9; Hill 5-4; Bradshaw 6-(-5); Gochneaur 2-(-10); Team 1-(-1). Cincinnati: R. Hall 23-62; Glatthaar 10-48; Benton 7-33; Guidugli 3-12; Daniels 1-10; Carpenter 1-3.

**Rushing**—Marshall: Hill 30-14-1, 137, 1; Gochneaur 2-0-0, 0.

Cincinnati: Guidugli 36-24-1, 231, 2; Carey 1-0-1, 0; Murray 1-0-0, 0; Team 1-0-0.

**Rushing**—Marshall: Davis 5-67, 1; Bates 4-27; Spann 2-2; Deitel 1-30; Fitzgerald 1-10; Bradshaw 1-1. Cincinnati: Thomas 9-102; R. Hall 5-38; E. Jackson 4-24, 1; Celek 2-37, 1; Murray 2-20; Daniels 1-8; Poland 1-2.

## North Texas 24, Cincinnati 19

2002 New Orleans Bowl  
Dec. 17, 2002 • New Orleans, La.

Kevin Galbreath rushed for 130 yards and a touchdown to earn MVP honors as North Texas defeated Cincinnati, 24-19, in the second annual New Orleans Bowl.

After Cincinnati took an early 7-0 lead on a six-yard pass from Gino Guidugli to Tye Keith, North Texas ran off 24 straight points to build a 24-7 advantage.

Patrick Cobbs put the Mean Green ahead for good, 10-7, when he broke free for a 27-yard TD run with 10:53 left in the half. UNT extended the lead to 17-3 at the intermission when Jeremy Pearl returned a Guidugli interception 20 yards for a TD.

Galbreath finished the UNT scoring when he broke loose for a 35-yard TD run on the opening drive of the second half.

The Bearcats rallied as Jonathan Ruffin connected on field goals of 29 and 33 yards, the second allowing him to break his own school record with 13 straight field goals made. Franklin Callicott pulled UC to within 24-19 when he stripped Cobbs of the ball in the backfield and raced 43 yards for a touchdown with 5:15 left. Guidugli's two-point conversion pass fell incomplete.

Cincinnati would not get the chance to come any closer as North Texas used a time-consuming ground game to key an 11-play drive to run out the clock.

Guidugli led the UC offense by completing 19-of-34 passes for 224 yards and a touchdown but the sophomore threw a career-high five interceptions.

DeMarco McCleskey rushed 23 times for 85 yards to set the UC season rushing record with 1,361 yards. Jon Olinger's four catches for 107 yards raising his season receiving total to 1,114 yards, allowed the senior to break Jim O'Brien's 34-year old record of 1,107 receiving yards.

Cincinnati	7	0	6	6	—	19
North Texas	3	14	7	0	—	24

### First Quarter

CIN - Keith 6-yd pass from Guidugli (Ruffin kick), 8:36

UNT - FG Bazaldua 30-yds. 0:58

### Second Quarter

UNT - Cobbs 27-yd run (Bazaldua kick), 10:53

UNT - Pearl 20-yd interception return (Bazaldua kick), 2:46

### Third Quarter

UNT - Galbreath 35-yd run (Bazaldua kick)

CIN - FG Ruffin 29-yds, 9:27; CIN - FG Ruffin 33-yds, 5:02

### Fourth Quarter

CIN - Callicott 43-yd fumble return (pass failed)

Attendance: 19,024

TEAM STATISTICS	CINCINNATI	NORTH TEXAS
First downs	15	15
Rushes-yards	29-85	43-192
Passing yards	224	126
Passing A-C-I	34-19-5	22-9-1
Punts-Avg.	4-42.8	7-46.0
Fumbles-Lost	0-0	3-1
Penalties-Yards	10-78	10-92
Time of Possession	29:32	30:28

**Rushing**—Cincinnati: McCleskey 23-85; Hall 2-7; B. Vann 1-1; Guidugli 3-(-8). North Texas: Galbreath 28-130, 1; Cobbs 4-29, 1; Hickmon 3-22; Smith 5-8; Branch 2-4; Howard 1-(-1).

**Passing**—Cincinnati: Guidugli 34-19-5, 224, 1.

North Texas: Smith 22-9-1, 126, 0.

**Receiving**—Cincinnati: Olinger 4-107; Keith 4-44, 1; Hart 3-21; Hall 30-20; McCleskey 3-16; B. Vann 1-16; L. Vann 1-0. North Texas: Howard 5-78; Branch 3-27; Marshall 1-21.

# BOWL HISTORY

## Toledo 23, Cincinnati 16

2001 Motor City Bowl  
Dec. 29, 2001 • Pontiac, Mich.

Chester Taylor rushed for a bowl-record 190 yards, including a game-winning 24-yard touchdown with 3:23 left to lead Toledo to a 23-16 win over Cincinnati in the Motor Bowl.

Cincinnati had a chance to tie the game in the closing moments but could not score following a first down at the 11 yard line.

Tavares Bolden was 14-for-28 for 135 yards and ran for 99 yards, which helped the Rockets set a Motor City Bowl-record with 322 yards rushing.

Toledo held Cincinnati to just 13 yards on the ground, also a record in the five-year history of the bowl.

Taylor's 24-yard touchdown capped an 80-yard drive, which he sparked with three carries for 52 yards. The third-team all-America selection had a bowl-record 31 carries.

After Todd France gave Toledo a 3-0 lead on a 28-yard field goal with 9:24 left in the first quarter, the Bearcats ran off 13 straight points to take a 13-3 halftime lead.

Jonathan Ruffin sandwiched field goals from 29 and 46 yards, the latter coming as time expired in the first half, around a 28-yard Gino Guidugli touchdown pass to Tim Walker.

Toledo pulled even after three quarters as France connected on a 42-yard field goal and quarterback Tavares Bolden scored on a 28-yard run with 1:44 left in the third.

Both teams put together long drives on the first two possessions of the fourth quarter but settled for field goals.

The Rockets went 76 yards on 14 plays over five minutes, but stalled at Cincinnati's 13. France's 30-yard field goal gave them a 16-13 lead with 9:42 left.

The Bearcats then stalled at Toledo's 8 after driving 73 yards. Ruffin's 25-yard kick tied the game with 6:26 to go.

The Rockets then drove 80 yards in seven plays with Taylor breaking loose up the middle for the winning score with 3:23 left.

Gino Guidugli was 29-for-46 for 283 yards and a touchdown. Tye Keith caught a bowl-record nine passes for 63 yards.

Cincinnati	0	13	10	3	—	16
Toledo	3	0	10	10	—	23

### First Quarter

TOL - FG France 28-yds, 9:24

### Second Quarter

CIN - CIN - FG Ruffin 29-yds, 9:05

CIN - Walker 28-yd pass from Guidugli (Ruffin kick), 2:43;

CIN - FG Ruffin 46-yds, 0:00

### Third Quarter

TOL - FG France 42-yds, 11:33

TOL - Bolden 28-yd run (France kick), 1:44

### Fourth Quarter

TOL - FG France 30-yds, 9:42

CIN - FG Ruffin 25-yds, 6:26

TOL - Taylor 24-yd run (France kick), 3:23

Attendance: 44,164

Team Statistics	Cincinnati	Toledo
First downs	19	24
Rushes-yards	20-13	51-322
Passing yards	283	135
Passing A-C-I	47-29-0	28-14-1
Punts-Avg.	7-49.1	4-39.3
Fumbles-Lost	1-0	0-0
Penalties-Yards	6-48	8-75
Time of Possession	25:44	34:16

**Rushing**—Cincinnati: McCleskey 11-18; Jackson 7-9; Guidugli 2-(-14).

Toledo: Taylor 31-190, 1; Bolden 7-99, 1; McCray 12-36; Team 1-(-3).

**Passing**—Cincinnati: Guidugli 46-29-0, 283, 1; Keith 1-0-0, 0, 0.

Toledo: Bolden 28-14-1, 135, 0.

**Receiving**—Cincinnati: Keith 9-63; Vann 8-78; Olinger 3-47; Jackson 3-38;

McCleskey 2-18; Wize 2-7; Walker 1-28, 1; Holly 1-4. Toledo: Ford 5-73;

McCray 3-14; Johnson 2-23; Greene 2-13; Holmes 1-15; Clarke 1-(-3).

## Marshall 25, Cincinnati 14

2000 Motor City Bowl  
Dec. 27, 2000 • Pontiac, Mich.

Byron Leftwich threw for one touchdown and rushed for another to help Marshall rally for 16 second-half points to defeat Cincinnati, 25-14, in the Motor City Bowl.

Cincinnati used a pair of DeMarco McCleskey touchdown runs to build a 14-9 halftime lead.

Marshall jumped on top, 7-0, when Leftwich connected with Darius Watts on a 77-yd catch and run. UC came right back, driving 67 yards in nine plays, culminating with McCleskey leaping over the pile to score from two yards out with 8:28 left to tie the game.

The Thundering Herd regained the lead with 2:35 left in the first quarter when Michael Owens tackled running back Ray Jackson in the endzone for a safety.

Antwan Peek recovered a Leftwich fumble at the Marshall 21 to set up McCleskey's second score, a two-yard run with 1:44 left in the half.

Marshall scored a pair of third quarter touchdowns, a one-yard run by Leftwich on its opening drive, and a Frank Wallace four-yard run with 7:24 left.

The Cincinnati offense, which ran up 181 yards of total offense in the first half, struggled after intermission, failing to score on any of its six possessions.

Leftwich paced the Thundering Herd, completing 17-of-30 passes for 221 yards while UC's Deontey Kenner connected on 19-of-39 passes for 189 yards and a pair of interceptions.

Cincinnati	7	7	0	0	—	14
Marshall	9	0	13	3	—	25

### First Quarter

MAR - Watts 77-yd pass from Leftwich (Jenkins kick), 12:48

CIN - McCleskey 2-yd run (Ruffin kick), 8:28

MAR - Safety, running back tackled in endzone, 2:35

### Second Quarter

CIN - McCleskey 2-yd run (Ruffin kick), 10:44.

### Third Quarter

MAR - Leftwich 1-yd run (Leftwich Pass failed), 12:01

MAR - Wallace 4-yd run (Jenkins kick), 7:24

### Fourth Quarter

MAR - FG Jenkins 25-yds, 0:43

Attendance: 52,911

Team Statistics	Cincinnati	Marshall
First downs	24	13
Rushes-yards	42-96	30-101
Passing yards	189	221
Passing A-C-I	39-19-2	30-17-1
Punts-Avg.	5-29.8	6-37.5
Fumbles-Lost	1-0	1-1
Penalties-Yards	11-80	14-110
Time of Possession	35:59	24:01

**Rushing**—Cincinnati: McCleskey 20-72, 2; Jackson 14-61; Garden 1-8;

Vann 1-6; Team 1-(-24); Kenner 5-(-27). Marshall: Wallace 20-78, 1;

Leftwich 9-21, 1; Carey 1-2.

**Passing**—Cincinnati: Kenner 39-19-2, 189, 0.

Marshall: Leftwich 30-17-1, 221, 1.

**Receiving**—Cincinnati: Collins-Baker 4-55; Vann 3-42; Chatman 3-42;

Keith 3-20; Drewery 2-15; Deatherage 2-13; Jackson 2-2.

Marshall: Foye 5-26; Wallace 4-26; Watts 3-90, 1; Poole 3-65;

Washington 2-14.

## Cincinnati 35, Utah State 19

1997 Humanitarian Bowl  
Dec. 21, 1997 • Boise, Idaho

Chad Plummer threw for a touchdown and ran for another score and Cornelius Bonner caught two touchdown passes as Cincinnati defeated Utah State, 35-19, in the inaugural Humanitarian Bowl.

Deontey Kenner, who rotated at quarterback with Plummer, completed 10-of-16 passes for 124 yards and one touchdown for Cincinnati, which had not played in the postseason since the 1951 Sun Bowl.

Plummer, voted the game's Most Valuable Player, completed 5-of-10 passes for 61 yards while rushing 15 times for 53 yards.

Bonner, who had 48 yards on four receptions, caught touchdown passes of 14-yards each from Plummer and Kenner as the Bearcats raced to a 21-0 halftime lead.

Orlando Smith led Cincinnati in rushing with 82 yards on 15 carries while the Bearcats held a 265-76 advantage in rushing yards while holding the ball for more than 42 minutes.

Following a fumble by Utah State's Demario Brown early in the second half, the Bearcats went 57 yards in seven plays, capped by Plummer's 15-yard scoring run around right end that made it 28-0.

Just 1:03 later, Utah State's Steve Smith turned a five-yard pass from Matt Sauk into a spectacular 75-yard touchdown as he broke tackles and outran the secondary. But Cincinnati answered with a seven-yard scoring run by Orlando Smith on a screen pass that was ruled a lateral.

Melvin Blue's three-yard TD run capped an 80-yard drive in just 1:54, but the Aggies missed the extra point and trailed 35-13 with 29 seconds left in the third quarter.

The Aggies got themselves back in the game two minutes into the fourth quarter. Cincinnati punter Doug Johnson could not handle a high snap and freshman linebacker Brent Passey picked up the loose ball and went 10 yards for the score.

Cincinnati	7	14	14	0	—	35
Utah State	0	0	13	6	—	19

### First Quarter

CIN - Bonner 14-yd pass from Plummer (Judge kick), 4:03

### Second Quarter

CIN - Bonner 14-yd pass from Kenner (Judge kick), 14:12

CIN - L. Smith 1-yd run (Judge kick), 8:30

### Third Quarter

CIN - Plummer 15-yd run (Judge kick), 8:39

USU - Smith 75-yd pass from Sauk (Bohn kick), 7:31

CIN - O. Smith 7-yd run (Judge kick), 2:28

USU - Blue 3-yd run (kick failed), 0:29

### Fourth Quarter

USU - Passey 10-yd fumble return (Pass failed), 14:18

Attendance: 16,131

Team Statistics	Cincinnati	Utah State
First downs	23	15
Rushes-yards	65-225	20-63
Passing yards	186	253
Passing A-C-I	25-15-0	30-12-3
Punts-Avg.	5-36.8	6-32.3
Fumbles-Lost	2-1	1-1
Penalties-Yards	7-84	3-13
Time of Possession	42:17	17:43

**Rushing**—Cincinnati: O. Smith 15-78, 1; Plummer 15-53, 1;

Cooper 17-47; L. Smith 7-32, 1; Royal 9-24; Isom 1-1; Team 1-(-10).

Utah State: Brown 12-56; Smith 2-11; Blue 2-6, 1; Sauk 4-(-10).

**Passing**—Cincinnati: Kenner 16-10-0, 124, 1; Plummer 9-5-0, 62, 1.

Utah State: Sauk 30-12-3, 253, 1.

**Receiving**—Cincinnati: Bonner 4-48, 2; Collins-Baker 4-36;

Plummer 4-64; Monroe 2-26; Royal 1-12. Utah State: Smith 4-136;

Jenkins 4-80; Brown 3-29; Damuni 1-8.



## W. Texas A&M 14, Cincinnati 13

1951 Sun Bowl  
Jan. 1, 1951 • El Paso, Texas

A missed extra point in the second quarter proved to be the difference as West Texas A&M edged Cincinnati, 14-13, in the 16th annual Sun Bowl.

The Buffaloes took a 7-0 lead three minutes into the second quarter. Bill Cross capped off a 57-yard drive with a three-yard touchdown run.

Cincinnati used the passing game to come back. On a 68-yard scoring drive, quarterback Gene Rossi completed a 36-yard pass to Joe Benzinger and short passes to Dick Jarvis and Dan McKeever. When Dan McKeever was injured on a running play, he was replaced by his brother, Tom, who carried three straight plays, the last a three-yard touchdown.

Jim Kelly's extra-point attempt went wide right and proved to be important as the game progressed.

Cincinnati claimed its first lead, 13-7, when Rossi threw a 17-yard touchdown pass to Bob Stratton and Bill Shalonsky added the extra point. A crucial play in the 69-yard drive came on third down at the UC 43 when Rossi completed a 22-yard pass to Kelly and a West Texas A&M penalty moved the ball to the Buffalo 20.

West Texas A&M used a trick play on a fake punt to score the game-winning touchdown. Faced with a fourth and long, punter Frank Wise moved under center, took the snap and lateraled to the right to quarterback Gene Mayfield. Mayfield completed a pass to Cross at the UC 40 and Cross broke several tackles to finish the 62-yard touchdown pass. Roy Lee Dunn added the extra point to give West Texas A&M a 14-13 lead.

Cincinnati could not take advantage of its best scoring chance in the fourth when Shalonsky's 35-yard field goal attempt went wide right.

West Texas A&M drove 79-yards to the UC one but the Bearcat defense held on a fourth down play. With time running out, the Bearcats moved to the Buffaloes' 27 on a long pass to Kelly, but the game ended when Rossi was sacked on successive plays.

Cincinnati	0	6	7	0	—	13
West Texas A&M	0	7	7	0	—	14

### Second Quarter

WT- Bill Cross 4-yard run (Roy Lee Dunn Kick)

CIN- Tom McKeever 3-yard run (kick failed)

### Third Quarter

CIN- Bob Stratton 17-yard pass from Gene Rossi (Bill Shalonsky kick)

WT- Cross 62-yard pass from Gene Mayfield (Dunn kick)

Attendance: 16,000

Team Statistics	Cincinnati	W. Texas A&M
First downs	12	19
Rushes-yards	37-106	50-238
Passing yards	170	123
Passing A-C-I	30-14-3	15-6-3
Punts-Avg.	5-30.4	4-39.5
Fumbles-Lost	3-0	3-0
Penalties-Yards	8-70	8-80

**Rushing**— Cincinnati: Stratton 8-59; T. McKeever 9-40, 1;

D. McKeever 4-20; Anthony 4-14; Delaney 3-10; Rossi 9-(-37).

West Texas A&M: Wright 23-135; Cross 15-53; Mayfield 10-40;

Wise 2-(-10).

**Passing**— Cincinnati: Rossi 29-14-3, 170, 1; Delaney 1-0-0, 0, 0.

West Texas A&M: Mayfield 14-5-3, 103, 1; Wise 1-1-0, 20, 0.

**Receiving**— Cincinnati: Kelly 5-89; Benzinger 1-34; Jarvis 3-21; Stratton 2-18, 1; Staub 1-9; D. McKeever 1-2, Anthony 1-(-3).

## Cincinnati 33, Toledo 13

1949 Glass Bowl  
Dec. 3, 1949 • Toledo, Ohio

Cincinnati used a strong defense and solid play on special teams to dominate Toledo, 33-13, in the fifth annual Glass Bowl.

After a scoreless first quarter the Bearcats recorded a safety when Jack Tracy trapped Rocket back Emerson Cole in the end zone. Following a Toledo fumble, UC's Bob Stratton scored the first of his two touchdowns on a 10-yard run. He later added a 29-yard TD early in the third quarter.

Gene Gibson showed his open-field running skills with a pair of touchdowns. He returned a punt 76-yards in the third quarter to give the Bearcats a 27-6 lead. On the next possession, Don Jansen intercepted a Toledo pass and pitched it to Gibson who returned it 80 yards for the score.

UC outgained Toledo, 330-286 on offense, but owned a lopsided advantage on special teams. The Bearcats returned punts, kickoffs and interceptions for 258 yards while the Rockets managed only 97 return yards.

Cincinnati	0	15	18	0	—	33
Toledo	0	6	0	7	—	13

### Second Quarter

CIN- Safety, Jack Tracy tackled Emerson Cole in the end zone

CIN- Bob Stratton 10-yard run (George Schuster kick)

CIN- Joe Hawk 21-yard pass from Tom O'Malley (kick failed)

TOL- Cole 8-yard run (Don Martin kick failed)

### Third Quarter

CIN- Stratton 29-yard run (kick failed)

CIN - Gene Gibson 76-yard punt return (kick failed)

CIN- Gibson 80-yard return of Don Jansen interception (kick failed)

### Fourth Quarter

TOL- George Miley 2-yard run (Martin kick)

Attendance: 8,000

Team Statistics	Cincinnati	Toledo
First downs	14	12
Rushes-yards	38-197	46-187
Passing yards	133	99
Passing A-C-I	21-8-1	15-6-3
Punts-Avg.	5-32.8	6-37.5
Fumbles-Lost	4-4	3-1
Penalties-Yards	11-95	4-40

**Rushing**— Cincinnati: Bellamah 16-78; Benzinger 10-62;

Stratton 6-51, 2; Sweeney 1-12; Brill 1-5; O'Malley 3-(-11).

Toledo: Cole 17-76; Han 7-62; Miley 13-53; Pete 1-6; Hays 3-1;

Johnson 5-(-11).

**Passing**— Cincinnati: O'Malley 20-7-1, 133, 1; Gibson 1-0-0, 0, 0.

Toledo: Johnson 11-3-1, 38, 0; Pete 3-2-1, 51, 0; Miley 1-1-0, 10, 0.

**Receiving**— Cincinnati: Kelly 3-53; Staub 2-48; Hawk 1-21, 1;

Stratton 1-11. Toledo: Han 4-79; Laude 1-17; Hays 1-3.

## Cincinnati 18, Virginia Tech 6

1947 Sun Bowl  
Jan. 1, 1947 • El Paso, Texas

The Bearcats played in their first-ever bowl game in school history, earning an 18-6 victory over Virginia Tech in the 12th annual Sun Bowl.

Both teams struggled offensively in the first half, due largely in part to the three inches of snow that fell in El Paso the day before the game.

The Bearcat offense dominated play in the second half. UC outtrushed the Gobblers, 369 to 34 for the game, scoring all three touchdowns on the ground.

After a scoreless first half, Cincinnati took the second half kickoff and drove 75 yards for the game's first score, a 13-yard run by sophomore Harold Johnson. After holding Virginia Tech to just three plays on offense in the next possession, the Bearcats regained possession and drove 52 yards for the second score, taking a 12-0 lead on junior fullback Hugo Sabato's one-yard run.

Virginia Tech cut the lead to 12-6 early in the fourth quarter when Ralph Beard capped off a 55-yard drive with a three-yard touchdown run.

Johnson emerged as the defensive leader for the Bearcats, intercepting a pass in the end zone late in the third quarter to stop a potential game-tying drive.

With time running out, Tech drove into Cincinnati territory, before Johnson made his second interception, returning it deep into Gobbler territory. Three plays later, Don McMillan scored on a quarterback sneak from three yards to provide the final margin.

Cincinnati finished the season with a 9-2 record, including wins over defending Big Nine champions Indiana and Michigan State.

Cincinnati	0	0	12	6	—	18
Virginia Tech	0	0	0	6	—	6

### Third Quarter

CIN- Harold Johnson 13-yard run (kick failed)

CIN - Hugo Sabato 1-yard run (kick failed)

### Fourth Quarter

VT- Ralph Beard 3-yard run (kick failed)

CIN- Don McMillan 3-yard run (kick failed)

Attendance: 10,000

Team Statistics	Cincinnati	Virginia Tech
First downs	16	13
Rushes-yards	369	34
Passing yards	94	85
Passing A-C-I	18-5-3	15-4-2
Punts-Avg.	6-19.0	7-40.6
Fumbles-Lost	0-0	0-0
Penalties-Yards	9-100	3-25



## CINCINNATI BOWL RECORDS

**Scoring**

Points:	12 by Bob Stratton, 1949
	12 by Gene Gibson, 1949
	12 by Cornelius Bonner, 1997
	12 by DeMarco McCleskey, 2000
	12 by Kevin Lovell, 2004
	12 by Dominick Goodman, 2007
Touchdowns:	2 by Bob Stratton, 1949
	2 by Gene Gibson, 1949
	2 by Cornelius Bonner, 1997
	2 by DeMarco McCleskey, 2000
	2 by Dominick Goodman, 2007
Points (Career):	21 by Kevin Lovell, 2004-07
TDs (Career):	3 by Bob Stratton, 1949-50
Kick Points:	12 by Kevin Lovell, 2004
Kick Points (Career):	21 by Kevin Lovell, 2004-07
Extra Points Made:	5 by Joe Judge, 1997
Extra Points Att.:	5 by Joe Judge, 1997
	5 by George Schuster, 1949
FGM:	3 by Jonathan Ruffin, 2001
	3 by Kevin Lovell, 2004
FGA:	3 by Jonathan Ruffin, 2001
	3 by Kevin Lovell, 2004
FGM (Career):	5 by Jonathan Ruffin, 2000-02
	5 by Kevin Lovell, 2004-07
FGA (Career):	5 by Jonathan Ruffin, 2000-02
	5 by Kevin Lovell, 2004-07

**Rushing**

Attempts:	23 by DeMarco McCleskey, 2002
Yards:	85 by DeMarco McCleskey, 2002
Touchdowns:	2 by Bob Stratton, 1949;
	2 by DeMarco McCleskey, 2000
Longest Rush:	52 by Allen Richards, 1947
Attempts (Career):	54 by DeMarco McCleskey, 2000-02
Yards (Career):	175 by DeMarco McCleskey, 2000-02
TDs (Career):	3 by Bob Stratton, 1949-51

**Passing**

Attempts:	46 by Gino Guidugli, 2001
Completions:	29 by Gino Guidugli, 2001
Yards:	283 by Gino Guidugli, 2001
Touchdowns:	2 by Gino Guidugli, 2004
Interceptions:	5 by Gino Guidugli, 2002
Longest Pass:	55 by Guidugli to Olinger, 2002
Attempts (Career):	116 by Gino Guidugli, 2001-02-04
Comp. (Career):	72 by Gino Guidugli, 2001-02-04
Yards (Career):	738 by Gino Guidugli, 2001-02-04

**Total Offense**

Most Plays:	48 by Gino Guidugli, 2001
Most Yards:	269 by Gino Guidugli, 2001
Plays (Career):	124 by Gino Guidugli, 2001-02-04
Yards (Career):	728 by Gino Guidugli, 2001-02-04

**Receiving**

Receptions:	9 by Tye Keith, 2001
	9 by Hannibal Thomas, 2004
Yards:	109 by Dominick Goodman, 2007
Touchdowns:	2 by Cornelius Bonner, 1997
	2 by Dominick Goodman, 2007
Receptions (Career):	16 by Tye Keith, 2000-02
Yards (Career):	154 by Jon Olinger, 2000-02

**All-Purpose Yards**

Most Yards:	168 by Gene Gibson, 1949
	(76 Punt Return, 92 Interception Return)
Most Yards (Career):	183 by Tye Keith, 2000-02

**Punt Returns**

Returns:	4 by Tinker Keck, 1997
Return Yards:	147 by Gene Gibson, 1949
Best Avg. (3 ret.):	49.0 by Gene Gibson, 1949

**Kickoff Returns**

Returns:	4 by Charles Spencer, 2000
Return Yards:	82 by Charles Spencer, 2000
Best Average:	23.7 by Artrell Hawkins, 1997

**Punting**

Punts:	7 by Adam Wulfbeck, 2001
Punting Yards:	344 by Adam Wulfbeck, 2001
Highest Avg.:	50.5 by Kevin Huber, 2007
Long Punt:	60 by Adam Wulfbeck, 2001
Most Punts (Career):	12 by Adam Wulfbeck, 2000-01
Most Yards (Career):	493 by Adam Wulfbeck, 2000-01
Best Avg. (Career):	41.1 by Adam Wulfbeck, 2000-01

**Defense**

Total Tackles:	14 by Doug Monaghan, 2001
Solo Tackles:	7 by Dominic Ross, 2007
Assisted Tackles:	9 by Doug Monaghan, 2001
	9 by Jason Hunt, 2001
Tackles For Loss:	3 by Derrick Ransom, 1997
TFL Yards:	20 by Derrick Ransom, 1997
QB Sacks:	1.5 by Derrick Ransom, 1997
QB Sacks Yds:	13 by Derrick Ransom, 1997
Interceptions:	2 by Brad Jackson, 1997
	2 by Gene Gibson, 1949

Int. Return Yards:	88 by Gene Gibson, 1949
Long Int. Return:	80 by Gene Gibson, 1949
Interception TD:	1 by Gene Gibson, 1949
Passes Defended:	6 by Brad Jackson, 1997
Fumbles Rec.:	1 done five times
Fumbles Forced:	2 by Franklin Callicott, 2002

**Total Offense**

Most Plays:	90 in 1997
Most Yards:	463 in 1947
Fewest Plays:	59 in 1949
Fewest Yards:	276 in 1951

**First Downs**

First Downs, Total:	24 in 2000
	24 in 2004
First Downs, Rushing:	12 in 1997
First Downs, Passing:	15 in 2001 and 2007
First Downs, Penalty:	4 in 2000

**Rushing**

Most Attempts:	65 in 1997
Most Yards:	369 in 1947
Most Touchdowns:	3 in 1947 & 1997
Fewest Attempts:	20 in 2001
Fewest Yards:	13 in 2001
Fewest Touchdowns:	0 in 2001 and 2002

**Passing**

Most Attempts:	47 in 2001
Most Completions:	29 in 2001
Most Yards:	283 in 2001
Most Touchdowns:	2 in 1997 and 2007
Most Interceptions:	5 in 2002
Fewest Attempts:	18 in 1947
Fewest Completions:	5 in 1947
Fewest Yards:	94 in 1947
Fewest Interceptions:	0 in 1997 and 2000

**Miscellaneous**

Most Points:	35 in 1997
Least Points:	13 in 1951
Touchdowns:	5 in 1949 and 1997
Most Fumbles:	4 in 1949
Most Fumbles Lost:	4 in 1949
Most Penalties:	11 in 2000
Most Penalty Yards:	100 in 1947
Most Interceptions Made:	3 done three times
Most Int. Return Yards:	89 in 1949
Time of Possession:	42:17 in 1997
Third Down Conv.:	.636 (14-of-22) in 1997
Fourth Down Conv.:	.667 (2-of-3) in 2004
Bowl Attendance:	52,911, 2000



# ***Media Information***



***Media Information***

**202-203**

***Media Calendar***

**204**

***Opponent SID Directory***

**205**

***Radio and Television***

**206**

***Cincinnati Media***

**207**

***Department Directory***

**208**





# MEDIA INFORMATION

## Media Credentials

Credentials to cover Cincinnati home football games may be secured by contacting the Cincinnati Sports Communications Office (Kelby Siler coordinates football credentials). Credentials and parking passes will be mailed if requests are received at least one week in advance. Credentials requested less than a week in advance of the game will be available at media will call.

Credentials shall be allocated and space in the press box shall be assigned according to the following priority:

- (1) originating radio and television outlets;
- (2) daily newspapers providing regular coverage of Cincinnati and its opponent;
- (3) national news agencies servicing the print and broadcast media;
- (4) radio and television outlets providing regular coverage of Cincinnati and its opponent;
- (5) national or regional print, broadcast and electronic media;
- (6) officially sanctioned student media, specialty publications and electronic publications of Cincinnati and its opponent;
- (7) other types of print and broadcast media

Spouses, dates, nonworkers and anyone under the age of 18 are not allowed in the media areas of the press box in compliance with the working code of the Football Writers Association of America (FWAA).

## Entering The Press Box

An elevator to the press box is located at the 50-yard line on the west concourse of Nippert Stadium. A media credential is required for entry to the elevator.

## Press Box Levels

The Nippert Stadium press box has three levels. The first level is for newspaper, radio, and television reporters. The middle level is for guests of the university. The upper level is for video crews, radio, and television outlets broadcasting the game, as well as coaches.

## Press Box Services

A media packet, including a game program, game notes, depth charts and statistics, is available to each media member. A meal is provided before each game. During the game, quickie statistics are distributed after each quarter. Complete play-by-play, scoring summary, and individual and team statistics are distributed following the game.

In accordance with Football Writers Association of America guidelines, no cheering is allowed in the media areas of the press box in order to provide a proper working environment.

## Sideline Passes

The University of Cincinnati follows NCAA guidelines regarding media representatives on the sidelines. Photographers and videographers are permitted to shoot between the 23-yard lines and the goal lines on both sidelines, or anywhere behind the restraining line in the end zone.

## Internet

Wireless internet is available in the press box at Nippert Stadium. Members of the Sports Communications staff will be available to assist you. There is no access fee.

## Telephones

Telephone lines are available in the Nippert Stadium press box. Media representatives requiring their own phones should contact Dan Krone, Assistant Director of Athletics for Facilities and Operations at (513) 556-3541.

## Professional Scouts

Seats in the press box will be available to professional scouts on a first-come, first-serve basis based on availability. If seats are not available in the press box, scouts will be provided a reserved ticket along with a press box pass that will allow them access to the press area for statistics, notes and food. Requests should be made well in advance of the game to guarantee availability and should be requested through the Cincinnati Sports Communications Office.

## Practices

During a typical Saturday game week, media may interview players and coaches 15 minutes prior to practice or immediately following practice on either Tuesday or Wednesday. Unless special arrangements are made, there are no player interviews the final two days prior to a game.

Practice is not generally open to the public. Anyone hoping to observe practice, should contact Kelby Siler in advance. Failure to do so, may result in an individual's removal from the venue.

## Weekly Release

During the season, information about the University of Cincinnati football team is updated on a weekly basis and made available at [www.GoBEARCATS.com](http://www.GoBEARCATS.com).

Media can access the complete release, including statistics by utilizing Adobe Acrobat PDF files. To receive the document via email, please send a request to Kelby Siler ([Kelby.Siler@uc.edu](mailto:Kelby.Siler@uc.edu)).

## Brian Kelly by Appointment

Coach Kelly and his entire coaching staff are available each weekday for one-on-one interviews. Contact Kelby Siler to schedule interviews.

## BIG EAST Teleconference

The BIG EAST coaches are featured on a weekly teleconference each Monday, starting at 11:10 a.m. (ET) during the season. To access the teleconference, contact the BIG EAST Conference. A replay is available each Monday beginning at 5 p.m.

## Brian Kelly Media Conference

The Bearcats hold a weekly media luncheon each Tuesday in the Richard E. Lindner Center. The luncheon, which begins at Noon, is hosted by Brian Kelly and selected players will be present for interviews.

## Post Practice

Coach Kelly and the entire coaching staff are available for one-on-one interviews after practice on Tuesday and Wednesday during a typical Saturday game week.

## BIG EAST Satellite Feed

The BIG EAST will begin its weekly satellite on Wednesday, September 5. The feed will be available each Wednesday afternoon during the season, concluding on November 28. Approximately three and a half minutes of highlights and interviews are available for Cincinnati and Coach Kelly. For satellite coordinates and scheduled times for the feed, contact the BIG EAST Conference.

## Postgame Interviews

Cincinnati's locker room is closed to all members of the media. At home games, following a 10-minute "cooling off" period, head coach Brian Kelly and selected players will be brought to the Bob Goin Team Room. Requests for player interviews should be coordinated with the Cincinnati Sports Communications staff. The visiting team's locker room at Nippert Stadium will be operated according to the policy of the visiting team. Quotes for both teams will be provided by the Sports Communications staff shortly after they conclude.

## On the Web

Information on the University of Cincinnati football team is available at [www.GoBEARCATS.com](http://www.GoBEARCATS.com). From [GoBEARCATS.com](http://GoBEARCATS.com), you can find all pertinent information regarding the team, including schedules, results, rosters, bios, statistics and game notes. Live video of Coach Kelly's press conference, plus replays of his weekly teleconference and television interviews are available from the site as well.

Information on the BIG EAST Conference and all member institutions is also available through the BIG EAST web site at [www.bigeast.org](http://www.bigeast.org).

## Directions to Nippert Stadium

### FROM I-71 South (Columbus)

- I-71 south to Exit 3 - Taft Road (Taft is one-way going west).
- Stay on Taft approximately seven blocks to the intersection of Jefferson Avenue. University Plaza will appear on the right.
- Turn right at the University Plaza onto Jefferson Avenue.
- At the first light, turn left on Corry Street.
- Corry Street Garage is on the left.

### FROM U.S. 50 (Portsmouth and East)

- U.S. 50 to Taft Road (Taft is one-way going west).
- Stay on Taft to the intersection of Jefferson Avenue.
- Turn right at the University Plaza onto Jefferson Avenue.
- At the first light, turn left on Corry Street.
- Corry Street Garage is on the left.

### FROM I-75 North or South

- Take Exit 3 - Hopple Street. At the end of the ramp (stop light) turn left (east).
- Cross over interstate and through Central Parkway. Hopple eventually becomes Martin Luther King Drive, the campus will appear on the right.
- At the sixth light, turn right onto Jefferson Avenue.
- At the second light, Corry Street, turn right. Corry Street Garage is on the left.

### FROM I-74 (Indianapolis and West)

- Take I-74 to I-75 south
- Follow directions above from I-75.

Fifth Third Arena at Shoemaker Center is to the right with Nippert Stadium next to it. Armory Fieldhouse is behind the Shoemaker Center. Gettler Stadium is on the left.

## Office of Sports Communications

Richard E. Lindner Center  
2751 O'Varsity Way  
University of Cincinnati  
Cincinnati, OH 45221-0021

Phone: (513) 556-5191  
FAX: (513) 556-0619



**Michael Harris**  
Assistant AD  
[Michael.Harris@uc.edu](mailto:Michael.Harris@uc.edu)  
(513) 556-0616



**Kelby Siler**  
Football Contact  
[Kelby.Siler@uc.edu](mailto:Kelby.Siler@uc.edu)  
(513) 556-0617



**Lara Thornton**  
Associate Director  
[Lara.Thornton@uc.edu](mailto:Lara.Thornton@uc.edu)  
(513) 556-0715



**Jeremy Martin**  
Assistant Director  
[Jeremy.Martin@uc.edu](mailto:Jeremy.Martin@uc.edu)  
(513) 556-5191

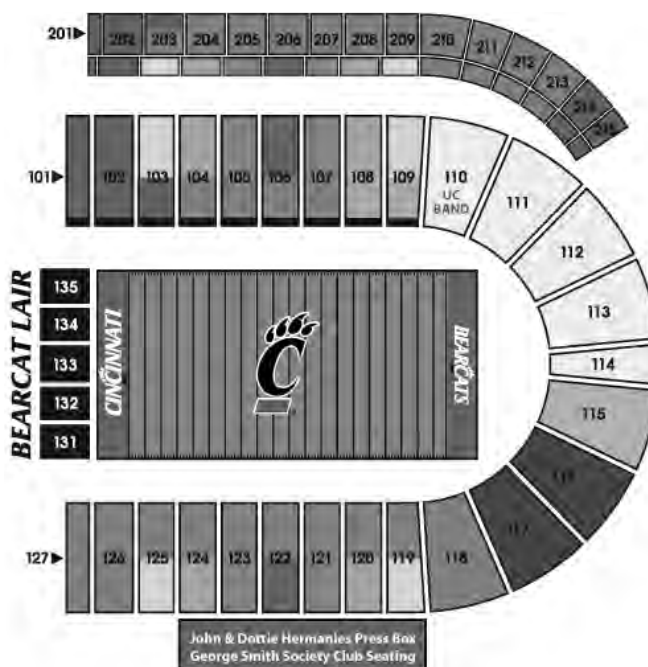


**Shawn Sell**  
Assistant Director  
[Shawn.Sell@uc.edu](mailto:Shawn.Sell@uc.edu)  
(513) 556-0618



**Tommy Gelehrter**  
Director of New Media  
[Tommy.Gelehrter@uc.edu](mailto:Tommy.Gelehrter@uc.edu)  
(513) 556-1275

## Nippert Stadium Seating Chart





# MEDIA CALENDAR

## August

SUN	MON	TUE	WED	THURS	FRI	SAT
			1	2	3	4
5	6	7 Media Day at NIPPERT STADIUM	8	9	10	11
12	13 Move to CAMP HIGHER GROUND	14	15	16	17	18
19 UC DAY at KINGS ISLAND	20	21 Return to CAMPUS	22	23	24	25
26 Player Interviews	27 BIG EAST Phone Conference/ Player Interviews	28 Press Conference NOON	29	30 Game 1 vs. Southeast Missouri State	31	

## September

SUN	MON	TUE	WED	THURS	FRI	SAT
						1
2	3 BIG EAST Phone Conference/ Player Interviews	4 Press Conference NOON/ Player Interviews	5	6 Game 2 vs. Oregon State	7	8
9	10 BIG EAST Phone Conference	11 Press Conference NOON/ Player Interviews	12 Player Interviews	13	14	15 Game 3 at Miami (OH)
16	17 BIG EAST Phone Conference	18 Press Conference NOON/ Player Interviews	19 Player Interviews	20	21	22 Game 4 vs. Marshall
23 30	24 BIG EAST Phone Conference	25 Press Conference NOON/ Player Interviews	26 Player Interviews	27	28	29 Game 5 at San Diego State

## October

SUN	MON	TUE	WED	THURS	FRI	SAT
	1 BIG EAST Phone Conference	2 Press Conference NOON/ Player Interviews	3 Player Interviews	4	5	6 Game 6 at Rutgers
7	8 BIG EAST Phone Conference	9 Press Conference NOON/ Player Interviews	10 Player Interviews	11	12	13 Game 7 vs. Louisville
14	15 BIG EAST Phone Conference	16 Press Conference NOON/ Player Interviews	17 Player Interviews	18	19	20 Game 8 at Pittsburgh
21	22 BIG EAST Phone Conference	23 Player Interviews	24 Player Interviews	25	26	27
28	29 BIG EAST Phone Conference	30 Press Conference NOON/ Player Interviews	31 Player Interviews			

## November

SUN	MON	TUE	WED	THURS	FRI	SAT
				1	2	3 Game 9 at South Florida
4	5 BIG EAST Phone Conference	6 Press Conference NOON/ Player Interviews	7 Player Interviews	8	9	10 Game 10 vs. Connecticut
11	12 BIG EAST Phone Conference	13 Press Conference NOON/ Player Interviews	14 Player Interviews	15	16	17 Game 11 vs. West Virginia
18	19 BIG EAST Phone Conference	20 Press Conference NOON/ Player Interviews	21 Player Interviews	22	23	24 Game 12 at Syracuse
25	26 BIG EAST Phone Conference	27 Press Conference NOON/ Player Interviews	28	29	30	



# OPPONENT SID DIRECTORY

## Connecticut

**Football Contact:** Leigh Torbin  
**Address:** Unit 3078, 2095 Hillside Road  
Storrs, CT 06269-3078  
**Office:** (860) 486-3531  
**Mobile:** (860) 617-5928  
**Fax:** (860) 486-5085  
**Press Box:** (860) 610-4778  
**Email:** leigh.torbin@uconn.edu  
**Web Site:** www.UConnHuskies.com

## Oregon State

**Football Contact:** Steve Fenk  
**Address:** Gill Coliseum 103  
Corvallis, OR 97331  
**Office:** (541) 737-7470  
**Mobile:** (541) 230-0627  
**Fax:** (541) 737-3072  
**Press Box:** (541) 737-2410  
**Email:** steve.fenk@oregonstate.edu  
**Web Site:** www.OSUBeavers.com

## South Florida

**Football Contact:** John Gerdes  
**Address:** PED 214, 4202 E. Fowler  
Tampa, FL 33620  
**Office:** (813) 974-4086  
**Mobile:** (813) 909-3152  
**Fax:** (813) 974-5328  
**Press Box:** (813) 350-6225  
**Email:** gerdes@admin.usf.edu  
**Web Site:** www.GoUSFBulls.com

## Louisville

**Football Contact:** Rocco Gasparro  
**Address:** 2100 S. Floyd Street  
Louisville, KY 40292  
**Office:** (502) 852-0102  
**Mobile:** (502) 262-2258  
**Fax:** (502) 852-7401  
**Press Box:** (502) 852-6703  
**Email:** rocco.gasparro@louisville.edu  
**Web Site:** www.UofLSports.com

## Pittsburgh

**Football Contact:** E.J. Borghetti  
**Address:** PO Box 7436  
Pittsburgh, PA 15213  
**Office:** (412) 648-8240  
**Mobile:** (412) 491-5110  
**Fax:** (412) 648-8248  
**Press Box:** (412) 697-7198  
**Email:** eborghetti@athletics.pittsburgh.edu  
**Web Site:** www.PittsburghPanthers.com

## Southeast Missouri State

**Football Contact:** Ron Hines  
**Address:** One University Plaza  
Cape Girardeau, MO 63701  
**Office:** (573) 651-2294  
**Mobile:** (573) 450-6845  
**Fax:** (573) 651-2810  
**Press Box:** (573) 651-2191  
**Email:** rhines@semo.edu  
**Web Site:** www.GoSoutheast.com

## Marshall

**Football Contact:** Randy Burnside  
**Address:** 2036 Henderson Center  
1801 Third Ave.  
Huntington, WV 25703  
**Office:** (304) 696-4660  
**Mobile:** (304) 208-0498  
**Fax:** (304) 696-2325  
**Press Box:** (304) 696-6666  
**Email:** burnsid2@marshall.edu  
**Web Site:** www.HerdZone.com

## Rutgers

**Football Contact:** Jason Baum  
**Address:** 83 Rockefeller Road  
Piscataway, NJ 08854-7005  
**Office:** (732) 445-7885  
**Mobile:** (201) 966-6338  
**Fax:** (732) 445-3063  
**Press Box:** (732) 445-7028  
**Email:** jbaum@ScarletKnights.com  
**Web Site:** www.ScarletKnights.com

## Syracuse

**Football Contact:** Sue Cornelius Edson  
**Address:** 102 Manley Field House  
Syracuse, NY 13244-5020  
**Office:** (315) 443-2608  
**Mobile:** (315) 952-4787  
**Fax:** (315) 443-2076  
**Press Box:** (315) 443-4241  
**Email:** sedson@syr.edu  
**Web Site:** www.SUAthletics.com

## Miami (OH)

**Football Contact:** Mike Pearson  
**Address:** 230 Millett Hall  
Oxford, OH 45056  
**Office:** (513) 529-4329  
**Fax:** (513) 529-6729  
**Press Box:** (513) 529-7261  
**Web Site:** www.MUredHawks.com

## San Diego State

**Football Contact:** Mike May  
**Address:** Suite 3014, 55th Street  
San Diego, CA 92182-4309  
**Office:** (619) 594-5547  
**Mobile:** (619) 957-8372  
**Fax:** (619) 582-6541  
**Press Box:** (619) 281-0405  
**Email:** mmay@mail.sdsu.edu  
**Web Site:** www.GoAztecs.com

## West Virginia

**Football Contact:** Shelly Poe  
**Address:** PO Box 0877  
Morgantown, WV 26507  
**Office:** (304) 293-2821  
**Mobile:** (304) 276-6293  
**Fax:** (304) 293-4105  
**Press Box:** (304) 293-3799  
**Email:** shelly.poe@mail.wvu.edu  
**Web Site:** www.MSNSportsNet.com



# RADIO AND TELEVISION



**Engineer and local sportstalk personality Mo Egger turns the dials, while Deontey Kenner, Dan Hoard and Jim Kelly describe the action of Bearcats football each week on WLW-AM 700.**

University of Cincinnati fans have had no trouble tracking the Bearcats due to their expansive media exposure.

WLW-AM 700 begins its 14th season as the Bearcats' broadcast partner. The station's 50,000-watt signal can project Cincinnati games to 38 states and a third of Canada, and worldwide via XM Channel 173, making it possible for UC football fans to hear every game.

WLW augments the broadcast coverage with pre-game and postgame programming. Additionally, head coach Brian Kelly is featured on an hour-long call-in show each week from the original Montgomery Inn, allowing Cincinnati fans to meet the coach and ask their questions up close and personal.

Dan Hoard returns for his eighth year as the play-by-play voice. Hoard has been a focal point of Bearcat broadcasts since coming to Cincinnati from Syracuse, N.Y. in 1995. He served as the Bearcats' radio voice in 1996 and handled the play-by-play on the local television football and basketball telecasts from 1996-2000. He took over the radio play-by-play duties in 2000.

Jim Kelly, a standout receiver for the Bearcats in the mid-1970s, returns for his 17th season as analyst. Former UC quarterback Deontey Kenner is back for his second season providing analysis as the third member of the broadcast team.

WXIX-TV 19, a FOX affiliate, is UC's television partner. FOX 19 produces and televises the weekly Brian Kelly Show. Brian Giesenschlag, the station's sports director, serves as the host of the show.

FOX 19 is the Cincinnati home for the BIG EAST television package, carrying all UC games plus other contests from the series. When possible, the FOX 19 originates its own broadcasts of Bearcat games, under the direction of Emmy-winning producer/director David Ashbrock.

UC continues to achieve regional and national exposure. The program's membership in the BIG EAST Conference opens extensive television arrangements with ABC, ESPN, ESPN2 and ESPN Regional Television for national telecasts and a regionally-syndicated Game of the Week package.

## Cincinnati Sports Media



**Bill Koch**  
Cincinnati Enquirer



**Josh Katzowitz**  
Cincinnati Post



**Ken Broo**  
WLWT-TV 5



**George Vogel**  
WLWT-TV 5



**Denny Janson**  
WCPO-TV 9



**Lisa Cornwell**  
WCPO-TV 9



**John Popovich**  
WCPO-TV 9



**Brad Johansen**  
WKRC-TV 12



**Dennison Keller**  
WKRC-TV 12



**Tara Pachmayer**  
WKRC-TV 12



**Brian Giesenschlag**  
WXIX-TV 19



**Zach Wells**  
WXIX-TV 19



**Joe Danneman**  
WLW-TV 19



**Scott Springer**  
WLW-AM 700



# CINCINNATI SPORTS MEDIA

## Wire Service

### Associated Press

312 Elm St., Cincinnati, OH 45202  
513-241-2386, Fax: 241-2665  
Dan Sewell, Bureau Director (dsewell@ap.org);  
Joe Kay (jkay@ap.org), Terry Kinney (tkinney@ap.org).

## Newspaper

### Cincinnati Enquirer (AM Daily & Sunday)

312 Elm St., Cincinnati, OH 45202  
513-768-8440, Fax: 768-8550  
Josh Pichler, Sports Editor (jpichler@enquirer.com);  
Bill Koch, UC Beat (bkoch@enquirer.com);  
Paul Daugherty, Columnist (pdaugherty@enquirer.com).

### Cincinnati Post (PM Daily, except Sunday)

125 East Court St., Cincinnati, OH 45202  
513-352-2767, Fax: 621-3962  
Keith Harrell, Sports Editor (kherrell@cincypost.com);  
Josh Katzowitz, UC Beat (jkatz@earthlink.net);  
Lonnie Wheeler, Columnist (lwheeler@cincypost.com).

### The News Record (Mon., Wed. & Thurs.)

University of Cincinnati, ML 15, Cincinnati, OH 45221  
513-556-5909, Fax: 556-5922

### Bearcat Sports Digest (Bi-Weekly)

400 Oak Street, Suite D, Cincinnati, OH 45219  
513-281-7200, Fax: 281-1770  
Brian Florio, Managing Editor; Jon Braude, Editor.

## Television

### WLWT-TV (Channel 5, NBC)

1700 Young St., Cincinnati, OH 45210  
513-412-5088, Fax: 412-6121  
Ken Broo, Sports Director/Anchor  
(ken.broo@channelcincinnati.com);  
George Vogel, Weekend Anchor/Executive Producer  
(gvogel@channelcincinnati.com).

### WCPO-TV (Channel 9, ABC)

1720 Gilbert Ave., Cincinnati, OH 45202  
513-852-4077, Fax: 721-7717  
John Popovich, Sports Director (jpopovich@wcpo.com);  
Denny Janson, Sports Anchor (djanson@wcpo.com);  
Lisa Cornwell, Anchor (lcornwell@wcpo.com); Mike  
Mattingly, Producer (mmattingly@wcpo.com).

### WKRC-TV (Channel 12, CBS)

1906 Highland Ave., Cincinnati, OH 45219  
513-763-5452, Fax: 421-3820  
Brad Johansen, Sports Director/Anchor  
(bjohansen@wkrc.com);  
Tara Pachmayer, Sports Anchor (tpachmayer@wkrc.com);  
Kevin Barnett, Reporter (kbarnett@wkrc.com); Den-  
nison Keller, Reporter (dkeller@wkrc.com); Michael  
Berger and Marc Juszak, Sports Producers.

### WXIX-TV (Channel 19, FOX)

635 W. 7th St., Cincinnati, OH 45203  
513-421-0119, Fax: 421-3022  
Brian Giesenschlag, Sports Director/Anchor  
(19sports@raycommedia.com); Zach Wells Sports  
Anchor; Ron Millenior and Joe Danneman, Producers;  
Dave Ashbrock, Director/Producer of UC telecasts  
(dashbrock@raycommedia.com).

## Radio

### WLW-AM (700)

8044 Montgomery Rd., Suite 650,  
Cincinnati, OH 45236  
513-421-6397, Fax: 333-4240  
Scott Springer (scottspringer@clearchannel.com) and  
Bill Dennison (bdennison@700wlw.com), Reporters;  
Paul Daugherty (pdaugherty@enquirer.com), Sports  
Talk Show Host.

### WKY-AM (1530)

8044 Montgomery Rd., Suite 650,  
Cincinnati, OH 45236  
513-241-9597, Fax: 665-9700  
Tim Lewis (timlewis@clearchannel.com);  
Gregg Doyle (gdoyle@cbs.com); Lance McAlister  
(lance1530homer@fuse.net), and Mo Egger  
(megger@700wlw.com), Sports Talk Show Hosts.

### WCIN-AM (1480)

3540 Reading Rd., Cincinnati, OH 45229  
513-281-7180, Fax: 281-6125

### WDBZ-AM (1230)

705 Central Ave., Cincinnati, OH 45202  
513-679-6000, Fax: 948-1985  
Wayne Miller (wmiller@bluechipbroadcasting.com),  
Sports Talk Show Host.

### WEBN-FM (102.7)

8044 Montgomery Rd., Suite 650, Cincinnati, OH  
45236  
513-621-9326, Fax: 749-3299  
Dennis Walker (frog@webn.com), Sports Director.

### WFTK-FM (96.5)

895 Central Avenue, Suite 900, Cincinnati, OH 45202  
513-749-8255, 513-412-7050  
Andy Furman (supersports@supertalkfm965.com),  
Sports Talk Show Host

### WMOH-AM (1450)

2081 Fairgrove Ave., Hamilton, OH 45011  
513-737-6397, Fax: 863-6856  
John Wade, Sports Director.

### WOBO-FM (88.7)

P.O. Box 338, Owensville, OH 45160  
513-724-3939, Fax: 724-6042  
John Perin (jperin@cinci.rr.com), Sports Director.

### Metro Networks

312 Plum St., Suite 910, Cincinnati, OH 45202  
513-345-2700, Fax: 345-2707  
Jason Ehrhardt, Sports Director  
(jasonehrhardt@netscape.net); Mike Lindeman,  
News Director. (Note: Service programs news or  
sports for WBOB, WNKR, WUBE, WCVG and others).

### Bearcast (Internet Only)

2217 Emory Hall, University of Cincinnati,  
Cincinnati, OH 45221. (513-556-4525).

## Reaching Cincinnati's Key Media

	Phone	E-mail
Josh Katzowitz, Cincinnati Post	(513) 352-2767	jkatz@earthlink.net
Bill Koch, Cincinnati Enquirer	(513) 768-8448	bkoch@enquirer.com
Brian Giesenschlag, WXIX-TV	(513) 421-0119	19sports@raycommedia.com
Dan Hoard, WLW-AM	(513) 505-9711	dxhoard@yahoo.com
Brad Johansen, WKRC-TV	(513) 763-5452	bjohansen@wkrc.com
John Popovich, WCPO-TV	(513) 852-4077	jpopovich@wcpo.com
George Vogel, WLWT-TV	(513) 412-5088	gvogel@channelcincinnati.com
Scott Springer, WLW-AM	(513) 852-1094	scottspringer@clearchannel.com





# DEPARTMENT DIRECTORY

## Senior Administrative Staff (513) 556-4603

Mike Thomas	Director of Athletics
Bob Arkeilpane	Deputy Director of Athletics
Mike Waddell	Senior Associate Director of Athletics
Andy Hurley	Associate Director of Athletics/Development
Jeanette Shoecraft	Associate Director of Athletics/Chief Financial Officer
Dr. Fritz Russ	Faculty Athletics Representative
Beth Hussey	Administrative Assistant for the AD

## Football (513) 556-5986

Brian Kelly	Head Coach
Keith Gilmore	Assistant Head Coach/Defensive Line
Jeff Quinn	Offensive Coordinator/Offensive Line
Joe Tresey	Defensive Coordinator
Mike Elston	Recruiting Coordinator
	Special Teams Coordinator/Tight Ends
Charley Molnar	Passing Game Coordinator/Wide Receivers
Kerry Coombs	Defensive Backs
Greg Forest	Quarterbacks
Tim Hinton	Linebackers
Ernest Jones	Running Backs
Jesse Minter	Graduate Assistant
Adam Shorter	Graduate Assistant
Michael Painter	Intern
John Widecan	Assistant AD/Football Operations
John Sells	Video Coordinator
Matt Louis	Administrative Assistant for the Head Coach
Maria Gruber	Administrative Coordinator for Recruiting
Erin Clayton	Administrative Assistant

## Men's Head Coaches

Baseball — Brian Cleary	(513) 556-0566
Basketball — Mick Cronin	(513) 556-5847
Cross Country — Bill Schnier	(513) 556-0562
Football — Brian Kelly	(513) 556-5986
Golf — Janet Carl	(513) 556-0829
Soccer — Hylton Dayes	(513) 556-0568
Swimming & Diving — Monty Hopkins	(513) 556-0564
Track & Field — Bill Schnier	(513) 556-0562

## Women's Head Coaches

Basketball — J. Kelley Hall	(513) 556-2255
Cross Country — Bill Schnier	(513) 556-0562
Lacrosse — Lellie Swords	(513) 556-9799
Rowing — Pam Mork	(513) 556-6039
Soccer — Meridy Glenn	(513) 556-0567
Swimming & Diving — Monty Hopkins	(513) 556-0564
Tennis — Kimberly Jones	(513) 556-0845
Track & Field — Jim Schnur	(513) 556-0563
Volleyball — Reed Sunahara	(513) 556-0570

## Departments

<b>Academic Services</b>	<b>(513) 556-0554</b>
Jacki Lienesch	Director

<b>Athletics Business Office</b>	<b>(513) 556-0405</b>
Jeanette Shoecraft	Associate Director of Athletics/Chief Financial Officer

<b>Athletics Development</b>	<b>(513) 556-0405</b>
Jenny Gardner	Assistant Director of Athletics
Jeff Smith	Assistant Director of Athletics

<b>Bearcats Bands</b>	<b>(513) 556-2263</b>
Dr. Terren Frenz	Director

<b>Cheerleading</b>	<b>(513) 556-3463</b>
Tabby Fagan	Head Coach

<b>Compliance and Student Services</b>	<b>(513) 556-0558</b>
Maggie McKinley	Director

<b>Customer Service and Ticket Operations</b>	<b>(513) 556-2287</b>
Meagan Kantor	Manager

<b>Dance Team</b>	<b>(513) 556-0124</b>
Lisa Spears	Head Coach

<b>Equipment</b>	<b>(513) 556-2151</b>
Jeff Hericks	Football
Ron Lehman	Olympic Sports

<b>ISP Sports</b>	<b>(513) 556-4531</b>
John Mason	Assistant Vice President/General Manager

<b>Marketing and Fan Development</b>	<b>(513) 556-0838</b>
Joann Mantovani	Assistant Director of Athletics

<b>NovaCare</b>	<b>(513) 556-3178</b>
Steve Minning	Physical Therapist

<b>Operations and Facilities</b>	<b>(513) 556-3541</b>
Dan Krone	Assistant Director of Athletics

<b>Sports Communications</b>	<b>(513) 556-0616</b>
Michael Harris	Assistant Director of Athletics

<b>Sports Medicine</b>	<b>(513) 556-4352</b>
Bill Walker	Assistant Director of Athletics

<b>Strength and Conditioning</b>	<b>(513) 556-0551</b>
Paul Longo	Head Coach





## 2007 CHAMPIONS

CINCINNATI 27, WESTERN MICHIGAN 24  
ROGERS CENTRE • TORONTO, CANADA



1947 SUN BOWL

1949 GLASS BOWL

1951 SUN BOWL

1997 HUMANITARIAN BOWL

2000 MOTOR CITY BOWL

2001 MOTOR CITY BOWL

2002 NEW ORLEANS BOWL

2004 FT. WORTH BOWL

2007 INTERNATIONAL BOWL

**CINCINNATI**  
FOOTBALL

IT'S ABOUT **RINGS**  
...AND **RIVALRIES**



**BATTLE FOR THE BELL**  
at Miami (OH) • Sept. 15



**RIVER CITY RIVALRY**  
at Pittsburgh • Oct. 20



**KEG OF NAILS**  
vs. Louisville • Oct. 13



## 2007 BEARCATS SCHEDULE

Aug. 30 SOUTHEAST MISSOURI STATE

Sept. 6 OREGON STATE

Sept. 15 at Miami (OH)

Sept. 22 MARSHALL

Sept. 29 at San Diego State

Oct. 6 at Rutgers

Oct. 13 LOUISVILLE

Oct. 20 at Pittsburgh

Nov. 3 at USF

Nov. 10 CONNECTICUT

Nov. 17 WEST VIRGINIA

Nov. 24 at Syracuse



**GoBEARCATS.COM**