

2013-14 SCHEDULE/RESULTS

Day/Date	Opponent	TV	Time/Result
Sat./Oct. 26	Carleton (EXH.)	BearcatsTV	W, 77-63
Sat./Nov. 2	Bellarmine (EXH.)	BearcatsTV	W, 84-72
Fri./Nov. 8	1-N.C. Central	ESPN3	W, 74-61
Tues./Nov. 12	1-NC State	ESPN	5 p.m.
Sat./Nov. 16	1-Appalachian State	F50	2 p.m.
Wed./Nov. 20	1-Campbell	ESPN3	7 p.m.
Tues./Nov. 26	UMass Lowell	F50	7 p.m.
Fri./Nov. 29	Kennesaw State	F50	4 p.m.
Tues./Dec. 3	USC Upstate	ESPN3	7 p.m.
Sat./Dec. 7	at New Mexico	CBSSN	4:05 p.m.
Sat./Dec. 14	2-vs. Xavier	FOX Sports 1	8 p.m.
Tues./Dec. 17	3-vs. Pittsburgh	ESPN	7 p.m.
Sat./Dec. 21	Middle Tennessee	F50	2 p.m.
Mon./Dec. 23	Chicago State	ESPN3	7 p.m.
Sat./Dec. 28	Nebraska	ESPN2	4 p.m.
Wed./Jan. 1	SMU	ESPNU	6 p.m.
Sat./Jan. 4	at Memphis	ESPN2	12 p.m.
Tues./Jan. 7	at Houston	CBSSN	9 p.m.
Sat./Jan. 11	Rutgers	CBSSN	6 p.m.
Tues./Jan. 14	Temple	CBSSN	9 p.m.
Sat./Jan. 18	at USF	ESPNU	5 p.m.
Thurs./Jan. 23	UCF	CBSSN	9 p.m.
Sun./Jan. 26	at Temple	CBSSN	4 p.m.
Thurs./Jan. 30	at Louisville	ESPN/ESPN 2	7 p.m.
Sun./Feb. 2	USF	CBSSN	12 p.m.
Thurs./Feb. 6	UConn	ESPN/ESPN 2	7 p.m.
Sat./Feb. 8	at SMU	ESPNU	7:30 p.m.
Sat./Feb. 15	Houston	ESPNU	3 p.m.
Wed./Feb. 19	at UCF	ESPNU	7 p.m.
Sat./Feb. 22	Louisville	CBS	12 p.m.
Sat./Mar. 1	at UConn	ESPN/ESPN 2	12 p.m.
Thu./Mar. 6	Memphis	ESPN/ESPN 2	7 p.m.
Sat./Mar. 8	at Rutgers	ESPNNews	12 p.m.
AMERICAN CONFERENCE CHAMPIONSHIP			
Mar. 12-15	4-TBA	ESPN Networks	TBA
NCAA CHAMPIONSHIP			
Mar. 18-19	First Four	Turner	TBA
Mar. 20-23	Second & Third Rounds	CBS/Turner	TBA
Mar. 27-30	Regional Semis & Finals	CBS/Turner	TBA
Apr. 5 & 7	Final Four & Champ	CBS/Turner	TBA

Notes: Home games are in BOLDFACE; All games are Eastern and subject to change.

Key: F50-FOX Sports Ohio; CBSSN-CBS Sports Network;
ESPN/ESPN2 - Game will be televised by either ESPN or ESPN2
1-Global Sports Shootout;

2-Skyline Chili Crosstown Classic (U.S. Bank Arena);

3-Jimmy V Classic (Madison Square Garden);

4-American Conference Championship (FedExForum).

CINCINNATI SPORTS COMMUNICATIONS

Senior Director/Basketball Contact: Andre Foushee

Office/Cell Phone: (513) 556-5182/(859) 797-7871

Press Row Phone: (513) 556-3800

Email Address: Andre.Foushee@uc.edu

Twitter: @GoBEARCATS and @Andre_UCSID

Asst. AD/Strategic Communications: Ryan Koslen

Cell Phone: (513) 497-3132

Email: Ryan.Koslen@uc.edu

UC Sports Communications

Richard E. Lindner Center

2751 O'Varsity Way, Suite 860

Cincinnati, OH 45221-0021

Phone: (513) 556-5191

Fax: (513) 556-0619

CINCINNATI[®]

BASKETBALL

2 NATIONAL TITLES • 6 FINAL FOURS • 8 ELITE EIGHTS • 10 SWEET SIXTEENS • 27 NCAA TOURNAMENTS

GAME 2:

NC STATE (1-0) AT CINCINNATI (1-0)

Tuesday, Nov. 12 • 5 p.m. (ET) • Fifth Third Arena • Cincinnati, Ohio

Series Info: Eighth meeting; NC State leads 6-1; NC State leads 2-1 in Cincinnati, 3-0 in Raleigh, N.C., and 1-0 at neutral sites. **Current Streak:** NC State - 1

Last Meeting: NC State won 85-77 in Raleigh, N.C., on Dec. 23, 2007

Coaches: Mick Cronin is in his eighth season at Cincinnati (136-100); 11th season overall (205-124).

Mark Gottfried is in his third season at NC State (49-24); 17th season overall (327-179).

Rankings: Cincinnati and NC State are not ranked in the preseason USA Today or AP polls.

Radio: 700 WLW; **Dan Hoard** provides play-by-play alongside color analyst **Chuck Machock**.

TV: ESPN; **John Saunders** provides play-by-play with color analyst **Sean Farnham**.

Aaron Stojkov produces. **Scott Johnson** directs.

UC Twitter Page: @GoBEARCATS

CINCINNATI PROBABLE STARTERS & ROSTER

No.	Name	Pos.	Ht.	Wt.	Cl.-Exp.	Hometown	GP-GS	PPG	RPG	APG	MIN
14	Ge'Lawn Guyn	G	6-1	185	Jr.-2L	Lexington, Ky.	1-1	6.0	1.0	3.0	23.0
23	Sean Kilpatrick	G	6-4	210	R-Sr.-3L	Yonkers, N.Y.	1-1	22.0	7.0	4.0	34.0
3	Shaquille Thomas	F	6-7	205	R-Sr.-1L	Paterson, N.J.	1-1	2.0	5.0	0.0	11.0
2	Titus Rubles	F	6-7	220	Sr.-1L	Dallas, Texas	1-1	13.0	8.0	1.0^	31.0
5	Justin Jackson	F	6-8	230	Sr.-3L	Cocoa Beach, Fla.	1-1	8.0	3.0	3.0^	21.0
Off the Bench											
0	Jeremiah Davis III	G	6-3	199	R-Sr.-1L	Muncie, Ind.	1-0	2.0	2.0	0.0	9.0
15	Jermaine Sanders	F	6-5	210	Jr.-2L	Far Rockaway, N.Y.	1-0	13.0	4.0	3.0	31.0
33	David Nyarsuk	C	7-1	250	Sr.-1L	Juba, South Sudan	1-0	0.0	0.0	0.0	1.0
10	Troy Caupain	G	6-3	200	Fr.-HS	Midlothian, Va.	1-0	2.0	2.0	2.0	13.0
25	Kevin Johnson	G	6-2	180	Fr.-HS	Cincinnati, Ohio	1-0	0.0	2.0	0.0	9.0
11	Jermaine Lawrence	F	6-9	205	Fr.-HS	Springfield Gardens, N.Y.	1-0	6.0	2.0	1.0	17.0
1	Deshawn Morman	G	6-3	190	Fr.-HS	Richmond, Va.	0-0	0.0	0.0	0.0	0.0
45	Zack Tobler	F	6-5	215	Fr.-HS	Fort Mitchell, Ky.	0-0	0.0	0.0	0.0	0.0

^Blocks; *Steals

CINCINNATI STORYLINES

- » Cincinnati's contest with NC State is the second of four games in the Global Sports Shootout for the Bearcats. UC defeated NC Central 74-61 on Friday. Upcoming games against Appalachian State (Nov. 16) and Campbell (Nov. 20) are also part of the event.
- » The 2013-14 Bearcats return two starters and eight lettermen from last season's team that finished 22-12 overall and advanced to the NCAA tournament for the third consecutive season.
- » Senior guard Sean Kilpatrick, who was named first team All-American Athletic Conference by the league's coaches, averaged 17.0 points, 5.2 rebounds and 2.41 three-pointers last season. He led UC with 22 points to go with seven rebounds in the NC Central win on Friday.
- » Senior forwards Justin Jackson and Titus Rubles man the UC frontcourt. Jackson ranked eighth in the BIG EAST Conference in blocks (1.37)

last season. Rubles is UC's returning leader in rebounds and assists.

- » Shaquille Thomas and Ge'Lawn Guyn recorded their first career starts Friday against NC Central. Troy Caupain, Kevin Johnson and Jermaine Lawrence played in their first collegiate game.
- » The Bearcats were picked fourth in the American preseason coaches' poll. UC received 58 points to finish behind predicted league champion, Louisville (81 points), UConn (69) and Memphis (68).
- » UC is 53-9 (.855) in nonconference home games during the Mick Cronin coaching era. The Bearcats have won 40 of their last 44 non-league home games.

2013-14 CINCINNATI BASKETBALL • GAME 2: NC STATE

2013-14 NUMERICAL ROSTER							
NO.	NAME	POS.	HT.	WT.	CLASS	EXP.	HOMETOWN / PREVIOUS SCHOOLS
0	Jeremiah Davis III	G	6-3	199	R-So.	1L	Muncie, Ind./Muncie Central HS/Huntington Prep (W.Va.)
1	Deshaun Morman	G	6-3	190	Fr.	HS	Richmond, Va./Faith Baptist Christian (Fla.)
2	Titus Rubles	F	6-7	220	Sr.	1L	Dallas, Texas/Blinn College
3	Shaquille Thomas	F	6-7	205	R-So.	1L	Paterson, N.J./NIA Prep School
5	Justin Jackson	F	6-8	230	Sr.	3L	Cocoa Beach, Fla./Arlington Country Day
10	Troy Caupain	G	6-3	200	Fr.	HS	Midlothian, Va./Cosby HS (Va.)
11	Jermaine Lawrence	F	6-9	205	Fr.	HS	Springfield Gardens, N.Y./Pope John XXIII HS (N.J.)
14	Ge'Lawn Guyn	G	6-2	185	Jr.	2L	Lexington, Ky./Scott County HS/South Kent Prep (Conn.)
15	Jermaine Sanders	F	6-5	210	Jr.	2L	Far Rockaway, N.Y./Rice HS
23	Sean Kilpatrick	G	6-4	210	R-Sr.	3L	Yonkers, N.Y./White Plains HS/Notre Dame Prep (Mass.)
25	Kevin Johnson	G	6-2	180	Fr.	HS	Cincinnati, Ohio/Summit Country Day School
32	Jamaree Strickland	C	6-10	270	Fr.	HS	Oakland, Calif./Queen City Prep Acad. (N.C.)
33	David Nyarsuk	C	7-1	250	Sr.	1L	Juba, South Sudan/Mountain State University (W.Va.)
45	Zack Tobler	F	6-5	215	Fr.	HS	Fort Mitchell, Ky./Covington Catholic High School

2013-14 ALPHABETICAL ROSTER							
NO.	NAME	POS.	HT.	WT.	CLASS	EXP.	HOMETOWN / PREVIOUS SCHOOLS
10	Troy Caupain	G	6-3	200	Fr.	HS	Midlothian, Va./Cosby HS (Va.)
0	Jeremiah Davis III	G	6-3	199	R-So.	1L	Muncie, Ind./Muncie Central HS/Huntington Prep (W.Va.)
14	Ge'Lawn Guyn	G	6-2	185	Jr.	2L	Lexington, Ky./Scott County HS/South Kent Prep (Conn.)
5	Justin Jackson	F	6-8	230	Sr.	3L	Cocoa Beach, Fla./Arlington Country Day
25	Kevin Johnson	G	6-2	180	Fr.	HS	Cincinnati, Ohio/Summit Country Day School
23	Sean Kilpatrick	G	6-4	210	R-Sr.	3L	Yonkers, N.Y./White Plains HS/Notre Dame Prep (Mass.)
11	Jermaine Lawrence	F	6-9	205	Fr.	HS	Springfield Gardens, N.Y./Pope John XXIII HS (N.J.)
1	Deshaun Morman	G	6-3	190	Fr.	HS	Richmond, Va./Faith Baptist Christian (Fla.)
33	David Nyarsuk	C	7-1	250	Sr.	1L	Juba, South Sudan/Mountain State University (W.Va.)
2	Titus Rubles	F	6-7	220	Sr.	1L	Dallas, Texas/Blinn College
15	Jermaine Sanders	F	6-5	210	Jr.	2L	Far Rockaway, N.Y./Rice HS
32	Jamaree Strickland	C	6-10	270	Fr.	HS	Oakland, Calif./Queen City Prep Acad. (N.C.)
3	Shaquille Thomas	F	6-7	205	R-So.	1L	Paterson, N.J./NIA Prep School
45	Zack Tobler	F	6-5	215	Fr.	HS	Fort Mitchell, Ky./Covington Catholic High School

COACHING STAFF
Head Coach: Mick Cronin (8th season at UC; 11th season overall)
Associate Head Coach: Larry Davis
Assistant Coaches: Darren Savino, Antwon Jackson
Director of Basketball Operations: Drew Seidenberger
Director of Student-Athlete Development: Mark Berger
Video Coordinator: T.J. Wolf
Program Assistant: Greg Youncofski
Assoc. Athletics Director/Sports Medicine: Bob Mangine
Head Athletic Trainer: Joe Rauch
Director of Strength & Conditioning: Mike Rehfeldt

PRONUNCIATION GUIDE	
Troy Caupain	co-PAIN
Ge'Lawn Guyn	JEE-lawn Gwynn
Deshaun Morman	duh-SHAUN
David Nyarsuk	nahr-SOOK
Titus Rubles	ROO-bulls

ROSTER INFORMATION	
BY STATE/COUNTRY	
California	(1) Jamaree Strickland
Florida	(1) Justin Jackson
Indiana	(1) Jeremiah Davis III
Kentucky	(2) Ge'Lawn Guyn, Zack Tobler
New Jersey	(1) Shaquille Thomas
New York	(3) Sean Kilpatrick, Jermaine Lawrence, Jermaine Sanders
Ohio	(1) Kevin Johnson
Texas	(1) Titus Rubles
Virginia	(2) Deshaun Morman, Troy Caupain
South Sudan	(1) David Nyarsuk

BY CLASS	
True Freshmen	(6) Troy Caupain, Kevin Johnson, Jermaine Lawrence, Deshaun Morman, Jamaree Strickland, Zack Tobler
Sophomores	none
R-Sophomores	(2) Jeremiah Davis III, Shaquille Thomas
Juniors	(2) Ge'Lawn Guyn, Jermaine Sanders
Seniors	(3) Justin Jackson, David Nyarsuk, Titus Rubles
R-Seniors	(1) Sean Kilpatrick

BY HEIGHT	
7-1	David Nyarsuk
6-10	Jamaree Strickland
6-9	Jermaine Lawrence
6-8	Justin Jackson
6-7	Titus Rubles, Shaquille Thomas
6-5	Jermaine Sanders, Zack Tobler
6-4	Sean Kilpatrick
6-3	Troy Caupain, Jeremiah Davis III, Deshaun Morman
6-2	Ge'Lawn Guyn, Kevin Johnson

QUICK FACTS

GENERAL INFORMATION	
Location	Cincinnati, Ohio 45221
Founded	1819
Enrollment	42,656
Nickname	Bearcats
Colors	Red (PMS: 186) and Black
Arena (Capacity)	Fifth Third Arena (13,176)
Affiliation	NCAA Division I
Conference	American
President	Dr. Santa J. Ono
Alma mater/year	Chicago, '84
Director of Athletics	Whit Babcock
Alma mater/year	James Madison, '92
Faculty Representative	Dr. David M. Szymanski
Department of Athletics Phone	(513) 556-4603
Athletics Ticket Office Phone	(877) CATS-TIX

BASKETBALL STAFF	
Head Coach	Mick Cronin (Cincinnati '97)
Basketball Office Phone	(513) 556-5847
Associate Head Coach	Larry Davis (Asbury '78)
Assistant Coach	Darren Savino (Jersey City '94)
Assistant Coach	Antwon Jackson (Pikeville College '93)
Director of Operations	Drew Seidenberger (Cincinnati '09)
Dir. of Student-Athlete Devel.	Mark Berger (Cincinnati '01)
Video Coordinator	T.J. Wolf (Murray State '07)
Program Assistant	Greg Youncofski (Kansas '13)
Assoc. AD/Sports Medicine	Bob Mangine (Pittsburgh '93)
Head Athletic Trainer	Joe Rauch (Pittsburgh '05)
Dir. /Strength & Condition	Mike Rehfeldt (St. Cloud St. '05)
Administrative Assistant	Winona Shaw-Gunn

HISTORY	
First year of basketball	1901-02
All-time record (Entering 2013-14)	1,655-968 (.631)
NCAA appearances/last	27/2013
All-time record	43-24 (.642)
Final Four appearances/last	6/1992
Elite Eight appearances/last	8/1996
Sweet 16 appearances/last	10/2012
Conference Championships/last	37/2004
Postseason NIT appearances/last	10/2010
All-time record	8-10

TEAM INFORMATION	
2012-13 Record	22-12
BIG EAST Record	9-9 (T-9th)
Starters returning/lost	2/3
	(Returning: Kilpatrick, Jackson)
Letterwinners returning/lost	8/5
Percent of scoring returning	56.9 (1,286 of 2,262)
Percent of rebounding returning	64.5 (786 of 1,219)

PREVIEWING THE GAME

- » The University of Cincinnati men's basketball team plays host to NC State as part of ESPN's College Hoops Tip-Off Marathon on Tuesday. The contest tips at 5 p.m. ET and will be broadcast on ESPN and 700 WLW.
- » Fans are encouraged to arrive early to the contest to avoid traffic delays. Tickets can purchase tickets at GoBEARCATS.com/tickets.
- » The Bearcats are coming off a 74-61 season-opening home win over NC Central on Friday. Preseason first team All-American Athletic Conference selection Sean Kilpatrick led UC with 22 points on 6-of-13 shooting with a pair of three-pointers, seven rebounds, four assists and three steals. Teammates Titus Rubles and Jermaine Sanders added 13 points each. Rubles pulled down a team-high eight rebounds to go with three steals while Sanders made a trio of three-pointers with four rebounds and three assists.
- » NC State also won its season opener on Friday, earning a 98-77 home win over Appalachian State - UC's opponent on Saturday. The Wolfpack were led in scoring by T.J. Warren's 27 points on 13-of-20 shooting from the field. Desmond Lee dropped in 24 points while making 10 of 12 field goals.
- » Tuesday's game marks the second of four home contests for the Bearcats in the Global Sports Shootout. UC welcomes Appalachian State (Nov. 16 at 2 p.m. on FOX Sports Ohio/WEBN 102.7 FM) and Campbell (Nov. 20 at 7 p.m. on ESPN3/700 WLW).
- » Tuesday's matchup with the Wolfpack marks the eighth meeting in series history. NC State owns a 6-1 advantage overall, including an 85-77 win on Dec. 23, 2007 in Raleigh, N.C. The Bearcats won the only series meeting at Fifth Third Arena, an 80-71 decision on Dec. 23, 2006. Five of the seven games in the series were played in the 1940s and 1950s.

SCOUTING THE WOLFPACK

- » NC State returns six lettermen, including 14-game starter forward T.J. Warren, from last season's squad that finished 24-11 overall and tied for third in the Atlantic Coast Conference at 11-7. The Wolfpack made the NCAA tournament for the second consecutive season under head coach Mark Gottfried, falling to Temple 76-72 in the second round.
- » Warren earned ACC All-Freshmen team honors, averaging 12.1 points and 4.2 rebounds while shooting 62.2 percent from the field (186 of 299). He was tabbed a preseason All-American by CollegeInsider.com.
- » Guard Desmond Lee made 10 of 12 field goals while posting 24 points against Appalachian State on Friday. He has scored in double figures in all three games this season, including two exhibition wins.
- » Guard Ralston Turner scored 20 points with five three-pointers against UNC Pembroke in the Wolfpack's first exhibition game.
- » NC State was picked 10th in the 15-team ACC according to a preseason poll by the league's media.
- » Mike Gottfried, the uncle of NC State head coach Mark Gottfried, was the head coach of the UC football team during the 1981 and 1982 seasons.

THE NC STATE SERIES

- » NC State leads the series 6-1 overall, including an 85-77 win on Dec. 23, 2007 in Raleigh, N.C. The Bearcats won the only series meeting at Fifth Third Arena, an 80-71 decision on Dec. 23, 2006. Five of the seven games in the series were played in the 1940s and 1950s.
- » UC head coach Mick Cronin is 1-1 against NC State having coached against the Wolfpack during the 2006 and 2007 meetings.

CINCINNATI VS. NORTH CAROLINA STATE

Total: North Carolina State leads 6-1

In Cincinnati: NC State leads 2-1

In Raleigh: NC State leads 3-0

Neutral: NC State leads 1-0

Current Streak: NC State — 1

12/27/1947	MH	L	65-54
3/1/1952	A	L	77-64
1/3/1953	CG	L	77-72
2/28/1953	A	L	100-64
12/30/1958	N	L	69-60
12/23/2006	SC	W	80-71
12/23/2007	A	L	85-77

MH - Music Hall

CG - Cincinnati Gardens

SC - Fifth Third Arena at Shoemaker Center

SEASON OPENER RECAP: UC 74, NCCU 61

- » Sean Kilpatrick scored 22 while Titus Rubles and Jermaine Sanders added 13 apiece as UC earned a 74-61 win over North Carolina Central on Friday at Fifth Third Arena.
- » Sanders' 13 set a career high, while Kilpatrick tallied his 19th career 20-point game. Rubles just missed his career scoring high of 14 but added eight rebounds.
- » The Bearcats never trailed after the 8:39 mark of the first half and moved to 92-21 all-time in season openers, including an 81-10 mark on the home court.
- » After NCCU (0-1) pulled within five with just over seven minutes remaining, UC closed the final 6:44 on a 12-4 run which featured six points from Kilpatrick and four from Sanders.
- » The Eagles had crept back from a 15-point deficit with 16:17 remaining by using a 10-2 run over 3:34 to pull the margin to 62-57 with 7:04 remaining. Their comeback hopes were dealt a blow when Jeremy Ingram fouled out with 6:19 left. Ingram departed after scoring a game-high 27 points.
- » A box score is attached at the end of this notes packet.

NOTES FROM THE NC CENTRAL GAME

- » Cincinnati's Nov. 8th game against NC Central marked the earliest season opener in school history.
- » UC is 31-2 in its last 33 season openers.
- » The Bearcats are 40-4 in the last 44 nonconference regular-season home games.
- » Shaquille Thomas and Ge'Lawn Guyn recorded their first career starts. Troy Caupain, Kevin Johnson and Jermaine Lawrence played in their first collegiate game.
- » Sean Kilpatrick finished with 22 points, which marked the 19th time he has scored 20 or more points and the 78th time that he has scored in double-figures. He also moves into 15th place on UC's all-time scoring list with 1,466 points, surpassing Dwight Jones (1,789 points from 1980-83).
- » Jermaine Sanders set a career high in points with 13. He also tied a career high in three-point field goals with three and logged a career high 31 minutes.

- » Titus Rubles notched 13 points for his eighth double-figure scoring game of his UC career.

LOOKING BACK AT THE EXHIBITION SEASON

- » UC posted a pair of victories against competitive exhibition opponents, registering a 77-63 win over Canada's Carleton University on Oct. 26 and an 84-72 victory against Bellarmine on Nov. 2. Carleton has won nine of the last 11 Canadian Interuniversity Sport championships. Bellarmine claimed the 2011 NCAA Division II Championship and is a preseason No. 4 pick in the national polls.
- » Sean Kilpatrick led the Bearcats in both games, averaging 22.0 points while shooting 50 percent from the field (13 of 26) and from beyond the arc (3 of 6). He also made 15 of 17 free throw (88.2 percent).
- » Kilpatrick posting 20 points with four rebounds, three assists and two steals in the Bearcats' 77-63 win over Canada's Carleton University. He tallied 24 points on 7-of-10 shooting and was 8 of 8 from the foul line against Bellarmine.
- » Justin Jackson led UC with 8.0 rebounds and was second in scoring at 16.5 points. He had 19 points on 8-of-10 shooting with nine rebounds against Bellarmine.

KILPATRICK'S FINAL SEASON AT CINCINNATI

- » Senior Sean Kilpatrick closes out a standout career at Cincinnati this season and could end the year ranked among the school's best in several categories.
- » Kilpatrick scored a team-high 22 points against NC Central in UC's season opener to climb into 15th place on the all-time scoring list with 1,466 career points.
- » Kilpatrick needs 534 points to become only the second player in school history to score as many as 2,000 career points. (Oscar Robertson amassed 2,973 career points [1958-60].)
- » He has made 222 three-pointers during his career and needs 78 this season to rank as one of only three players in UC history to make 300 or more. (Deonta Vaughn made 313 three-pointers [2007-10] while Darnell Burton made 306 [1994-97].)
- » He entered the 2013-14 campaign leading all returning American Athletic Conference players in career points and career three-pointers made.
- » The fifth-year senior has played in every UC game (107) in his career (since 2010-11) and needs to see action in each of UC's first 26 games to set the school record for consecutive games played. (Keith Gregor played in 131 consecutive games [1993-96].)
- » Kilpatrick entered the season 34 games shy of becoming UC's career leader for games played. (Cashmere Wright played in 139 games [2010-13].)
- » With 3,200 career minutes of action entering Tuesday's game, Kilpatrick is on pace to become only the second player in UC history to log as many as 4,000 career minutes played. (Deonta Vaughn played 4,310 career minutes [2007-10].)
- » See chart on page 8 for a complete listing of Kilpatrick's rankings in several UC career statistical categories.

FIFTH THIRD ADVANTAGE

- » Fifth Third Arena, home of the Bearcats since the 1989-90 season, is celebrating its 25th anniversary this season.
- » UC is 322-72 (.817) all-time in the arena, including an 85-36 (.702) mark during the Mick Cronin coaching era.
- » The Bearcats concluded the 2012-13 season with a 13-5 home record (8-1 vs. nonconference; 5-4 vs. BIG EAST).
- » UC has won 40 of its last 44 nonconference regular-season home games with losses coming against New Mexico (12/27/12), Marshall (73-69 [OT] on 11/25/11), Presbyterian (56-54 on 11/19/11) and Xavier (76-66 on 12/13/08).
- » UC owns a 53-9 (.855) home record against nonconference foes during the Mick Cronin coaching era.

- SEASON NOTES -

AMERICAN ATHLETIC CONFERENCE COACHES PICK BEARCATS FOURTH

- » The Bearcats were picked fourth in the American Athletic Conference preseason coaches' poll the league announced Oct. 16 at its inaugural men's basketball media day at FedExForum.
- » UC received 58 points to finish behind predicted league champion, Louisville (81 points), UConn (69) and Memphis (68). Temple was picked fifth with 40 points, followed by SMU (39), Houston (28), USF (27), UCF (24) and Rutgers (16) in the 10-team conference.
- » The Cardinals were a unanimous preseason favorite to win the league, receiving all nine eligible first-place votes in the balloting of the coaches, who could not vote for their own teams. UConn, which received the other first-place vote, edged Memphis for second in the preseason poll.
- » The complete team ranking follows:

2013-14 PRESEASON AMERICAN COACHES' POLL

1. Louisville (9) *	81
2. UConn (1)	69
3. Memphis	68
4. Cincinnati	58
5. Temple	40
6. SMU	39
7. Houston	28
8. USF	27
9. UCF	24
10. Rutgers	16

First-place votes in parentheses

* - unanimous selection

KILPATRICK NAMED PRESEASON FIRST TEAM ALL-AAC

- » UC senior guard Sean Kilpatrick was selected preseason first team All-AAC by the league's coaches at the AAC's inaugural men's basketball media day on Oct. 16 at FedExForum.
- » Kilpatrick was joined on the first team by UConn's Shabazz Napier, Louisville's Chane Behanan and Russ Smith and Memphis' Joe Jackson.
- » Kilpatrick enters his final campaign at UC as a three-time all-conference selection in the former BIG EAST Conference. He earned back-to-back second team all-league honors in 2012 and 2013. As a junior, Kilpatrick averaged 17.0 points, 5.2 rebounds and 2.4 three-pointers, ranking fifth in the league in scoring and fourth in three-pointers made.

- » The preseason second team included UCF's Isaiah Sykes, UConn's Ryan Boatwright, Houston's TaShawn Thomas, Louisville's Montrezl Harrell and USF's Anthony Collins.
- » Louisville's Russ Smith was tabbed the conference's preseason player of the year while SMU's Keith Frazier was chosen as the league's preseason rookie of the year.

KILPATRICK A MEMBER OF USA BASKETBALL AT WORLD UNIVERSITY GAMES

- » Senior guard Sean Kilpatrick was one of 12 players in the nation selected to represent USA Basketball at the 2013 World University Games in Kazan, Russia this summer.
- » Kilpatrick averaged 7.5 points and 2.0 rebounds in eight games with USA Basketball helping the squad to an eighth-place finish.
- » He scored a team-high 18 points on 7-of-14 shooting with four three-pointers against the United Arab Emirates in 24 minutes in the tournament opener.
- » Kilpatrick became the fourth UC player to compete for the U.S. team at the World University Games, joining Eric Hicks (2005), Kenyon Martin (1999) and Pete Mickeal (1999). Martin and Mickeal led the U.S. to a gold medal and 8-0 record. Martin led the team in scoring (13.9) and rebounding (6.6) while Mickeal led the squad in steals (3.3) and was third in scoring (9.1). Hicks' 2005 team also went 8-0 and claimed the gold medal. He averaged 6.6 points and 3.1 rebounds.

BREAKING DOWN THE BEARCATS

RETURNING NUMBERS

CATEGORY	RETURN	LOST	PCT. RETURN
Scoring	1286	976	56.9%
Field Goals	459	332	58.0%
Three-Pointers	117	113	50.8%
Rebounding	786	433	64.5%
Blocks	101	107	48.6%
Steals	150	90	62.5%
Minutes	4151	2283	60.4%

RETURNING STATISTICAL LEADERS

CATEGORY	NO.	PLAYER
Scoring	17.0	Sean Kilpatrick
Field Goals	194	Sean Kilpatrick
Three-Pointers	82	Sean Kilpatrick
Free Throws	107	Sean Kilpatrick
Rebounding	5.9	Titus Rubles
Assists	67	Titus Rubles
Blocks	41	Justin Jackson
Steals	42	Sean Kilpatrick
Minutes	34.4	Sean Kilpatrick

CRONIN PILING UP WINS

- » UC head coach Mick Cronin leads the nation in career Division I victories among college head coaches age 42 or younger. Cronin, who turned 42 in July, entered the season with a career record of 204-124 (.622). Prior to the 2013-14 season, Cronin ranked ahead of Marquette's Buzz Williams (136-71: turned 42 in September); Auburn's Tony Barbee (117-111: turned 42 in August) and Memphis' Josh Pastner (106-34: turned 36 in September).
- » Cronin entered the year ranked fifth in the nation among active coaches for most DI wins among coaches 45 or younger and 19th among coaches younger than 50.
- » His 204 career wins prior to turning 42 ranked ahead of some notable current and former coaches: Jim Calhoun

- (had amassed 200 wins at 42); Denny Crum (186); Eddie Sutton (176); John Wooden (128) and Roy Williams (103).
- » Cronin currently ranks third at UC with 136 wins as the Bearcats head coach. He ranks behind only Bob Huggins (399) and George Smith (154).

AMERICAN ATHLETIC CONFERENCE HOOPS

- » The 2013-14 basketball campaign marks the inaugural season of the American Athletic Conference. The league consists of 10 teams including five members of the former BIG EAST Conference (Cincinnati, Connecticut, Louisville, Rutgers and USF), four former members of Conference USA (Houston, Memphis, SMU and UCF) and Temple from the Atlantic 10 Conference.
- » The 2014-15 campaign sees the addition of East Carolina, Tulane and Tulsa.

SUCCESS FOLLOWS BEARCATS

- » Cincinnati has been in seven conferences (also had independent status 1971-75) since it joined the Missouri Valley Conference prior to the 1957-58 season and has enjoyed success at each stop.
- » **MISSOURI VALLEY (1958-1970)** - Seven league titles ... two national championships (1961, 1962) ... five straight final fours (1959-1963) ... eight 20-win seasons ... Connie Dierking (1958), Ralph Davis (1960), Bob Wiesenhahn (1961), Paul Hogue (1961, 1962), Tom Thacker (1963), Tony Yates (1963), Ron Bonham (1963, 1964) and George Wilson (1963) received All-American recognition with Wilson playing on the U.S. 1964 Olympic gold medal team.
- » **INDEPENDENT (1971-75)** - Reached the Sweet 16 (1975) ... one 20-win season ... Jim Ard (1970) and Lloyd Batts (1973) were honorable mention All-Americans.
- » **METRO CONFERENCE (1976-1991)** - Two league tournament championships ... three NIT appearances ... three 20-win seasons ... Steve Collier (1976), Gary Yoder (1977), Bob Miller (1978) and Pat Cummings (1979) earned All-American recognition.
- » **GREAT MIDWEST CONFERENCE (1992-95)** - Final Four appearance (1992) ... Elite Eight appearance (1993) ... four NCAA tournament appearances ... two league regular-season titles and four tournament titles ... four 20 win seasons ... Herb Jones (1992) and Nick Van Exel were honorable mention All-Americans.
- » **CONFERENCE USA (1996-2005)** - One Elite Eight (1996) appearance ... two NCAA Sweet 16 (1996, 2001) appearances ... 10 consecutive NCAA tournament appearances ... eight regular-season league titles and four league tournament titles ... nine seasons with 20 or more wins ... Danny Fortson, Ruben Patterson, Bobby Brannen, Melvin Levett, Logan, Martin and Pete Mickeal were named of All-Americans.
- » **BIG EAST CONFERENCE (2006-2013)** - One NCAA Sweet 16 appearance ... three NCAA tournament appearances ... four 20 win seasons

TIP-INS

- » The Bearcats are a combined 75-32 (.701) during the past three-plus seasons.
- » The 2013-14 freshman class was ranked among the Top 25 in the nation by several recruiting services, including Rivals.com and Scout.com. The class was led by freshman forward Jermaine Lawrence who was tabbed a five-star prospect and among the Top 25 players overall according to four recruiting services.
- » Cincinnati is one of 23 programs in the nation to participate in the NCAA tournament each of the past three seasons (joining Belmont, Duke, Florida, Georgetown, Gonzaga, Kansas, Kansas State, Louisville, Marquette, Memphis, Michigan, Michigan State, Missouri, North Carolina, Notre Dame, Ohio State, San Diego State, Syracuse, Temple, UNLV, VCU and Wisconsin.)

NEWS FROM THE WEIGHT ROOM

- » The 2013-14 Bearcats squad has made great strides in the weight room since the end of last season according to director of strength and conditioning Mike Rehfeldt.
- » Senior center David Nyarsuk has increased his weight to 250 pounds, gaining 33 pounds since the end of last season. At 7-foot-1, Nyarsuk owns the longest wingspan (7-foot-1.5) and longest reach (9-foot-6) of any player on this year's team.
- » Sophomore Shaquille Thomas has added 15 pounds and is listed at 205 pounds entering the season. He has gained 30 pounds since arriving on campus in August 2011. Despite the added weight to his frame, Thomas has increased his maximum vertical by five inches since last season and owns the best vertical touch on the team at 12 feet, 5 inches.
- » Senior Justin Jackson has gained 15 pounds of muscle since the end of the 2012-13 campaign while maintaining his body fat at 4.8 percent. He was recorded as bench pressing 185 pounds 18 times this summer, five more than the average forward at the NBA combine. His wingspan (7-foot) and reach (9-foot) are the second-longest on the team.
- » Senior Titus Rubles added 15 pounds to his frame since the end of last season. He tested as the most agile player on the team, finishing the team's lane agility in a team-best 10.32 seconds. His max vertical of 41 inches ranks among the best on the team.
- » Junior Ge'Lawn Guyn added 13 pounds during the offseason. He ranks first on the team for the highest maximum vertical (45.5 inches) and no-step vertical (38.5 inches).
- » Since arriving on campus this summer several freshmen have made strides as well in the weight room. Deshuan Morman (17 pounds), Kevin Johnson (15 pounds) and Jermaine Lawrence (10 pounds) all added weight.

KENYON MARTIN RETURNS

- » Former Bearcat great and current New York Knick Kenyon Martin returned to Cincinnati and the UC campus on Oct. 28 for his induction into the James P. Kelly Sr. Athletics Hall of Fame Class of 2013.
- » Martin, along with three other honorees, received the prestigious award at the Legion of Excellence Gala at the Kingsgate Marriott.
- » Martin (1997-2000) was the 2000 National Player of the Year, a consensus first team All-American and the No. 1 pick in the 2000 NBA Draft. He led UC to a No. 1 national

ranking throughout the 2000 regular season. He suffered a broken leg in the Conference USA tournament that severely hampered UC's postseason aspirations and set the stage for an NCAA tournament second-round exit.

- » He is one of three former Bearcats to have their jersey retired and hanging inside Fifth Third Arena. He still holds school records for career blocks (292) and career field goal percentage (.586) and ranks 25th on UC's all-time scoring list.

FORMER BEARCATS IN THE PROS

- » Three former Bearcats were listed on NBA rosters when the 2013-14 season started: Kenyon Martin (N.Y. Knicks), Jason Maxiell (Orlando) and Lance Stephenson (Indiana). Ten other former UC players are playing professional basketball overseas. A complete list follows.

BEARCATS CURRENTLY PLAYING PRO BASKETBALL

Name	Country	Team
Kenyon Martin	USA-NBA	New York Knicks
Jason Maxiell	USA-NBA	Orlando Magic
Lance Stephenson	USA-NBA	Indiana Pacers
Yancy Gates	Israel	Hapoel Eilat
Adam Hrycaniuk	Poland	Stelmet ZG
Cheikh Mbodj	Greece	Ilysiakos
Anthony McClain	Libya	Al Alhy Benghazi
Cedric McGowan	Uruguay	Bigua
Steve Toyloy	Brazil	Sky Sao Paolo
Deonta Vaughn	Hungary	Atomeromu
Mike Williams	Argentina	La Union
James White	Italy	Grissen Bon Re.
Cashmere Wright	Holland	Gasterra Flames

IMG/CINCINNATI RADIO NETWORK

- » Cincinnati men's basketball can be heard in 38 states and a third of Canada thanks to a 15-year partnership with ClearChannel and its signature station 700 WLW, which is based in Cincinnati.
- » 700 WLW provides in-depth coverage, live play-by-play and postgame reaction from head coach Mick Cronin. The broadcast also include a 30-minute pregame show.
- » Dan Hoard provides play-by-play alongside Chuck Machock. Mo Egger serves as host/engineer.

MICK CRONIN RADIO SHOW

- » The Mick Cronin Radio Show will air weekly on 700 WLW providing in-depth analysis of Bearcats basketball.
- » Coach Cronin is joined weekly by the Voice of the Bearcats, Dan Hoard and color analyst Chuck Machock.
- » The show takes place at the original Montgomery Inn, except during the month of December when it originates from the 700 WLW studios.

THE MICK CRONIN RADIO SHOW SCHEDULE

Day	Date	Time	Station	Site
Wednesday	Nov. 13	8 p.m.	WLW	Montgomery Inn
Tuesday	Nov. 19	8 p.m.	WLW	Montgomery Inn
No show during the week of Thanksgiving				
Wednesday	Dec. 4	8 p.m.	WLW	700 WLW Studios
Thursday	Dec. 12	8 p.m.	WLW	700 WLW Studios
Thursday	Dec. 19	8 p.m.	WLW	700 WLW Studios
Thursday	Dec. 26	8 p.m.	WLW	700 WLW Studios
Thursday	Jan. 2	8 p.m.	WLW	Montgomery Inn
Thursday	Jan. 9	8 p.m.	WLW	Montgomery Inn
Monday	Jan. 13	8 p.m.	WLW	Montgomery Inn

Monday	Jan. 20	8 p.m.	WLW	Montgomery Inn
Monday	Jan. 27	8 p.m.	WLW	Montgomery Inn
Monday	Feb. 3	8 p.m.	WLW	Montgomery Inn
Monday	Feb. 10	8 p.m.	WLW	Montgomery Inn
Monday	Feb. 17	8 p.m.	WLW	Montgomery Inn
Monday	Feb. 24	8 p.m.	WLW	Montgomery Inn
Monday	March 3	8 p.m.	WCKY	Montgomery Inn
#Monday	March 10	8 p.m.	WLW	Montgomery Inn
Monday	March 17	8 p.m.	WLW	Montgomery Inn
*Monday	March 24	8 p.m.	WLW	Montgomery Inn
*Monday	March 31	8 p.m.	WLW	Montgomery Inn
*Tuesday	Apr. 8	8 p.m.	WCKY	Montgomery Inn

#-Dependent upon UC's travel schedule to AAC Championship.

*-If necessary.

HIGHLIGHTS FROM LAST SEASON

- » Cincinnati made its third consecutive appearance in the NCAA Championship for the first time since 2003-05 behind strong team defense, a determined senior class and the talents of standout guard Sean Kilpatrick.
- » The Bearcats finished the 2012-13 season 22-12 overall and 9-9 in the BIG EAST Conference.
- » The senior class of Alex Eppenstein, Cheikh Mbodj (joined team beginning with the 2011-12 season), JaQuon Parker and Cashmere Wright helped lead the Bearcats to 93 overall wins, 39 BIG EAST Conference wins, three 20-win seasons (2011-2013), three NCAA Championship appearances (2011-13), an NCAA Sweet 16 appearance (2012) and a BIG EAST Championship runner-up finish (2012) during the past four seasons.
- » Guard Cashmere Wright finished his career as the only player in school history to tally at least 1,300 points, 475 assists and 175 steals. He ended his UC tenure as the school's leader in games played (139), ranked third in assists (482) and 22nd in points (1,317).
- » Center Cheikh Mbodj ended the season ranked 16th in the nation in blocked shots (2.65 per game). His 90 blocks ranked fourth for most in a single season at UC.
- » Gritty JaQuon Parker led all BIG EAST guards, averaging 2.04 offensive rebounds and ranking 12th in the league among players at all positions. He enjoyed the best offensive season of his career in 2012-13, averaging 10.9 points and shooting 40.0 percent from three-point range.
- » Guard Sean Kilpatrick was named second team All-BIG EAST by the league's coaches on March 10. He received the same award in 2011-12 and was named to the BIG EAST All-Rookie as a freshman in 2010-11.
- » Kilpatrick finished fifth in the BIG EAST in scoring at 17.0 points per game and was fourth with 2.41 three-pointers each contest. His 577 points during the 2012-13 campaign were the most scored in a season during the Mick Cronin coaching era.
- » Kilpatrick was named to the John R. Wooden Award Midseason Top 25 list by the Los Angeles Athletic Club and also was selected as one of 30 candidates for the 2013 Naismith College Player of the Year award.

-GoBEARCATS.com-



THE MICK CRONIN FILE

Hometown: Cincinnati, Ohio

Alma Mater: University of Cincinnati '97

Family: daughter, Samantha (7)

Coaching Experience:

1998-2001 - Assistant Coach
Cincinnati

2002-2003 - Associate Head Coach
Louisville

2004-2006 - Head Coach
Murray State

2007-Pres. - Head Coach
Cincinnati

CRONIN COACHING NOTES

- Signed contract extension in April 2013 keeping him as the Bearcats head coach through the 2018 season.
- Owns a 74-32 record during last three seasons with three consecutive trips to the NCAA tournament, including a 2012 Sweet 16 appearance.
- Has directed five teams to the NCAA tournament as a head coach. Has taken 12 teams as a head coach or assistant.
- Earned his 200th career coaching victory during the 2012-13 season.

CINCINNATI HEAD COACH MICK CRONIN

In his eighth season at his alma mater, Mick Cronin has returned pride to the University of Cincinnati basketball program by restoring its winning tradition with three consecutive trips to the NCAA tournament and reclaiming its place as a national contender.

Though the process was anything but easy - with a roster that included only one returning letterman when he arrived at UC in March 2006 - Cronin's steadfast determination and loyalty for UC spearheaded what could be considered one of the nation's top rebuilding efforts.

Cincinnati was the only program from a major conference to improve its win total every season from 2007 to 2011, building from 11 wins in 2007 to 26 victories and a return to the NCAA tournament in 2011. A year later, the Bearcats won 26 games again while advancing to the school's first NCAA Sweet 16 appearance since 2001. UC made its third consecutive NCAA tournament appearance last season as attendance figures at UC's Fifth Third Arena climbed to their highest average of the Cronin coaching era and a Top-50 national ranking.

A trip to the NCAA tournament in 2014 would make Cronin only the second coach in school history to take the Bearcats to the Big Dance four consecutive times (Bob Huggins sent 14 UC teams from 1992-2005).

Last season he earned his 200th career victory and enters the 2013-14 campaign with a 204-124 overall record after 10 seasons. He owns a 135-100 mark after seven years at UC, ranking third in school history. Cronin and UC reinforced their commitment to one another in April 2013 when the head coach signed a contract extension through the 2018 season.

TRACK RECORD OF SUCCESS

Success seems to follow Cronin, who came to UC after serving three years as head coach at Murray State (2004-06). As mentor of the Racers, Cronin compiled a 69-24 overall record while earning a pair of NCAA tournament berths.

In his debut season as head coach, Cronin directed Murray State to a school-best 28-6 record, the Ohio Valley Conference tournament championship, and an NCAA tournament appearance. His 28 wins are the sixth most in NCAA history for a first-year head coach. He earned OVC Coach of the Year honors two seasons later, guiding Murray State to another OVC title, league tournament crown and NCAA tournament appearance with a 24-6 mark in 2005-06.

Prior to earning a head coaching position, Cronin built a sterling reputation for his ability to evaluate and recruit top talent. In his stint at UC as an assistant coach for Bob Huggins from 1997-2001, Cronin

recruited several top players, including NBA Draft selections Steve Logan (Golden State); DerMarr Johnson (Atlanta); Pete Mickeal (Dallas); Kenny Satterfield (Dallas); and Jason Maxiell (Detroit).

Following the 2000-01 season, Cronin became the associate head coach and recruiting coordinator at Louisville, under Rick Pitino. In his first year, Cronin helped attract a top-10 ranked recruiting class.

COMMUNITY INVOLVEMENT

Cronin's passion for success on the court also carries over to the Cincinnati community where he is committed to making a difference. He currently serves as a board member of the American Cancer Society's Coaches vs. Cancer of Southwest Ohio chapter.

He also assists with a major fundraising event - Soul of the City Soiree - for Our Daily Bread that has generated more than \$100,000 each of the past two years to assist the soup kitchen located in the Over-the-Rhine area of Cincinnati.

Cronin also annually speaks with the Young Executive Group of the Catholic Inner-City Schools Education (CISE) Fund. The group raises money from area corporations to help give children from low income urban settings the opportunity to attend Catholic schools.

PATH TO COACHING

Cronin has long held great pride in the Queen City, the University of Cincinnati and the sport of basketball. As a child growing up on the west side of town, he used to follow his father, Harold "Hep" Cronin -- a highly successful local high school coach with more than 400 career wins -- around the gyms of Cincinnati. A product of LaSalle High School, Cronin had his playing career end sooner than expected due to a knee injury in high school.

That didn't stop his desire to find his place in basketball. While completing his undergraduate degree at UC, Cronin served as assistant varsity coach and head junior varsity coach at Woodward High School. He helped develop six players who went on to play Division I college basketball, including former Bearcat Damon Flint, who ranks among the top 25 scorers in program history.

Cronin made the jump from high school to college coaching during the 1996-97 season joining Huggins as video coordinator for UC basketball. A year later, Cronin was elevated to an assistant coach for the Bearcats, setting the stage for his long tenure in college basketball.

Cronin resides in Cincinnati with his seven-year old daughter, Samantha.

COMMENTS ON CRONIN

"Mick has done an outstanding job in an extremely difficult situation. The odds were against him but he was persistent and got the Bearcats over the hump and into the NCAA tournament where they should be a regular at knocking on that door every March." - **Andy Katz, ESPN**

"Mick Cronin has taken Cincinnati from basketball purgatory to the level of perennial NCAA contender. When Mick first took the job, the Bearcats' roster was in worse condition than most mid-major programs. Since that point, Mick has built Cincinnati into a national program that's won 74 games in the last three seasons and advanced to three straight NCAA Tournaments. The job he's done at his alma mater is second to none, and he's far from finished." - **Jon Rothstein, College Basketball Insider, CBS Sports Network**

"Mick Cronin has done a tremendous job at Cincinnati. He took over a program that needed a new culture of winning, and he built a solid foundation in the nation's toughest basketball league. He's been disciplined, and has demanded the same from his players. Mick has instilled belief in his players and has worked incredibly hard to lead Cincinnati back to national prominence." - **Jay Bilas, ESPN**

"From starting with not much more than a few basketballs and an empty gym, and playing in a league that routinely produced No. 1 NCAA seeds and Final Four teams, Mick elevated the Bearcats to 26 victories and an NCAA Tournament berth within five seasons. And he did this with players who've lifted the program's academic rating and graduated from the university. It might be the most underrated coaching performance of the past two decades in college basketball. It's darned near a miracle." - **Mike DeCourcy, Sporting News**

"Mick Cronin has done a great rebuilding job at Cincinnati. I love the emotion and passion he brings to the sidelines. Bearcat fans have to be thrilled with what he has done. Stock up for Mick Cronin, baby!" - **Dick Vitale, ESPN**

THE CRONIN COACHING FILE

SEASON	SCHOOL (CONF.)	POSITION	RECORD/CONF.	POSTSEASON (RECORD)
1996-97	Cincinnati (C-USA)	Video Coordinator		
1997-98	Cincinnati (C-USA)	Assistant Coach	27-6/14-2	NCAA West Regional (1-1)
1998-99	Cincinnati (C-USA)	Assistant Coach	27-6/12-4	NCAA East Regional (1-1)
1999-00	Cincinnati (C-USA)	Assistant Coach	29-4/16-0	NCAA South Regional (1-1)
2000-01	Cincinnati (C-USA)	Assistant Coach	25-10/11-5	NCAA West Regional Semifinals (2-1)
2001-02	Louisville (C-USA)	Assoc. Head Coach	19-13/8-8	NIT (1-1)
2002-03	Louisville (C-USA)	Assoc. Head Coach	25-7/11-5	NCAA East Reg. (1-1)
2003-04	Murray State (OVC)	Head Coach	28-6/14-2	NCAA Atlanta Reg. (0-1)
2004-05	Murray State (OVC)	Head Coach	17-11/11-5	---
2005-06	Murray State (OVC)	Head Coach	24-7/17-3	NCAA Washington Reg. (0-1)
MURRAY STATE TOTALS		3 years	69-24/42-10	.742/.808
2006-07	Cincinnati (BIG EAST)	Head Coach	11-19/2-14	---
2007-08	Cincinnati (BIG EAST)	Head Coach	13-19/8-10	Col. Basketball Invit. (0-1)
2008-09	Cincinnati (BIG EAST)	Head Coach	18-14/8-10	---
2009-10	Cincinnati (BIG EAST)	Head Coach	19-16/7-11	NIT (1-1)
2010-11	Cincinnati (BIG EAST)	Head Coach	26-9/11-7	NCAA Third Round (1-1)
2011-12	Cincinnati (BIG EAST)	Head Coach	26-11/12-6	NCAA East Regional Semifinals (2-1)
2012-13	Cincinnati (BIG EAST)	Head Coach	22-11/9-9	NCAA Second Round (0-1)
2013-14	Cincinnati (American)	Head Coach	1-0/0-0	
CINCINNATI TOTALS		7 years	136-100/57-67	.576/.460
HEAD COACHING TOTALS		10 years	205-124/99-77	.623/.563

CRONIN'S RECORD AGAINST ALL OPPONENTS

School	W-L	Last Meeting	School	W-L	Last Meeting	School	W-L	Last Meeting
Alabama	1-0	2012-13	Jacksonville State	6-0	2011-12	Southeast Missouri State	5-2	2005-06
Alabama State	1-0	2011-12	Kennesaw State	0-0	2013-14	Southern Illinois	1-2	2005-06
Appalachian State	0-0	2013-14	Lipscomb	1-0	2009-10	Southern Miss	1-0	2003-04
Arkansas-Little Rock	1-0	2012-13	Louisville	4-6	2012-13	South Carolina Upstate	1-0	2007-08
Arkansas-Pine Bluff	2-0	2011-12	Marquette	3-4	2011-12	South Dakota	1-0	2008-09
Arkansas Tech	1-0	2004-05	Marshall	1-1	2012-13	St. Francis (Pa.)	1-0	2010-11
Austin Peay	4-1	2005-06	Maryland	1-0	2009-10	St. John's	5-6	2012-13
Belmont	0-1	2007-08	Maryland Eastern Shore	1-0	2012-13	St. Mary's (Calif.)	0-1	2004-05
Bowling Green	0-1	2007-08	Memphis	0-3	2008-09	Syracuse	2-6	2012-13
Bradley	0-1	2007-08	Miami (Ohio)	5-0	2011-12	Texas	1-0	2011-12
Cal-State Bakersfield	1-0	2009-10	Middle Tennessee	0-0	2013-14	TCU	1-0	2003-04
Cal-Davis	1-0	2004-05	Mississippi State	1-0	2008-09	Temple	1-0	2006-07
Campbell	1-0	2012-13	Mississippi Valley State	1-0	2012-13	Tennessee	0-1	2005-06
Campbellsville	1-0	2005-06	Missouri	1-1	2010-11	Tennessee State	5-1	2005-06
Central Michigan	1-0	2006-07	Morehead State	7-0	2005-06	Tennessee Tech	3-2	2005-07
Charleston Southern	1-0	2008-09	Mount St. Mary's	1-0	2010-11	Tennessee-Martin	9-0	2012-13
Chicago State	2-0	2011-12	Nebraska	0-0	2013-14	Texas A&M-Corpus Christi	1-1	2003-04
Cincinnati	0-1	2005-06	New Mexico	0-1	2012-13	Texas-San Antonio	2-0	2005-06
Coastal Carolina	2-0	2008-09	North Carolina	0-1	2005-06	Texas Southern	2-0	2009-10
Creighton	0-1	2012-13	North Carolina A&T	1-0	2012-13	Toledo	2-0	2010-11
Dayton	1-1	2010-11	North Carolina Central	1-0	2013-14	UAB	1-4	2009-10
Delaware State	2-0	2004-05	NC State	1-1	2007-08	UCF	0-0	2013-14
DePaul	6-3	2012-13	Northwestern State	1-0	2011-12	UConn	4-7	2012-13
Eastern Illinois	5-1	2005-06	Notre Dame	3-7	2012-13	UMass Lowell	0-0	2013-14
Eastern Kentucky	6-1	2008-09	Oakland	1-0	2006-07	UNLV	1-0	2008-09
Fairfield	1-0	2007-08	Ohio	0-1	2006-07	USC Upstate	0-0	2013-14
Florida A&M	1-0	2010-11	Ohio State	0-2	2011-12	USF	5-4	2012-13
Florida State	1-1	2011-12	Oklahoma	2-0	2011-12	Utah Valley	1-0	2010-11
Georgetown	6-6	2012-13	Oregon	1-0	2012-13	Vanderbilt	1-0	2009-10
Georgetown College	1-0	2003-04	Pittsburgh	3-8	2012-13	Villanova	4-4	2012-13
Georgia	1-0	2011-12	Prairie View A&M	1-0	2009-10	Wagner	1-0	2003-04
Georgia Southern	1-0	2010-11	Presbyterian	0-1	2011-12	Weber State	1-0	2009-10
Gonzaga	0-1	2009-10	Providence	4-5	2012-13	West Florida	1-0	2003-04
High Point	1-0	2006-07	Radford	1-0	2011-12	West Virginia	3-5	2011-12
Houston	0-0	2013-14	Rice	2-0	2005-06	Western Carolina	1-0	2007-08
Howard	1-0	2006-07	Rutgers	6-4	2012-13	Western Illinois	1-0	2008-09
Illinois	0-1	2003-04	Samford	2-3	2005-06	Western Kentucky	1-1	2004-05
Illinois-Chicago	1-0	2005-06	Savannah State	1-0	2010-11	Winthrop	1-0	2009-10
Illinois State	0-1	2007-08	Seton Hall	4-3	2012-13	Wofford	0-1	2006-07
Iowa State	1-0	2012-13	SIU-Edwardsville	2-0	2004-05	Wright State	3-0	2012-13
IPFW	1-0	2010-11	SMU	0-0	2013-14	Xavier	3-4	2012-13

- CHARTING THE BEARCATS -

CAREER SCORING

Rk	Name (Years)	Points
1.	Oscar Robertson (1958-60)	2,973
2.	Steve Logan (1999-2002)	1,985
3.	Deonta Vaughn (2007-10)	1,885
4.	Danny Fortson (1995-97)	1,881
5.	Roger McClendon (1985-88)	1,789
6.	Pat Cummings (1975-79)	1,762
7.	Ron Bonham (1962-64)	1,666
8.	Louis Banks (1988-91)	1,644
9.	Jack Twyman (1952-55)	1,598
10.	Lloyd Batts (1972-74)	1,585
11.	Darnell Burton (1994-97)	1,584
12.	Jason Maxiell (2002-05)	1,566
13.	Robert Miller (1975-78)	1,498
14.	Yancy Gates (2009-12)	1,485
15.	Sean Kilpatrick (2011-present)	1,466
16.	Dwight Jones (1980-83)	1,451
17.	Paul Hogue (1960-62)	1,391
18.	Bobby Austin (1979-82)	1,385
19.	Derrek Dickey (1971-73)	1,328
20.	Levertis Robinson (1988-91)	1,320
21.	Leonard Stokes (2000-03)	1,318
22.	Cashmere Wright (2010-2013)	1,317
23.	Damon Flint (1994-97)	1,316
24.	Dion Dixon (2009-12)	1,281
25.	Kenyon Martin (1997-2000)	1,279

CAREER 3-POINTERS MADE

Rk	Name (Years)	3FGS
1.	Deonta Vaughn (2006-10)	313
2.	Darnell Burton (1993-97)	306
3.	Field Williams (2001-04)	262
4.	LaZelle Durden (1993-95)	260
5.	Steve Logan (1998-2002)	258
--	Sean Kilpatrick (2011-present)	222

CAREER GAMES PLAYED

Rk	Name (Years)	Games
1.	Cashmere Wright (2010-2013)	139
2.	Dion Dixon (2009-12)	137
3.	Steve Logan (1999-2002)	135
T4.	Larry Davis (2008-11)	132
T4.	Yancy Gates (2009-12)	132
6.	Keith Gregor (1993-96)	131
7.	Darnell Burton (1994-97)	130
T8.	Bobby Brannen (1995-98)	129
T8.	Leonard Stokes (2000-03)	129
T8.	Jason Maxiell (2002-05)	129
T8.	Deonta Vaughn (2007-10)	129
--	Sean Kilpatrick (2011-present)	107

CONSECUTIVE GAMES PLAYED

Rk	Name (Years)	Games
1.	Keith Gregor (1993-96)	131
2.	Jason Maxiell (2002-05)	129
3.	Dwight Jones (1980-1983)	112
--	Sean Kilpatrick (2011-present)	107

CAREER MINUTES PLAYED

Rk	Name (Years)	Minutes
1.	Deonta Vaughn (2007-10)	4,310
2.	Dwight Jones (1980-83)	3,946
3.	Steve Logan (1999-2002)	3,902
4.	Cashmere Wright (2010-2013)	3,650
5.	Louis Banks (1988-91)	3,631
6.	Damon Flint (1994-97)	3,619
--	Sean Kilpatrick (2011-present)	3,200

CAREER COACHING WINS

Rk	Coach	Years	Seasons	Record
1.	Bob Huggins	15	1990-2005	399-127
2.	George Smith	8	1953-1960	154-56
3.	Mick Cronin	8	2007-Present	136-100
4.	Gale Catlett	6	1973-1978	126-44
5.	Tay Baker	7	1966-1972	125-60
6.	Ed Jucker	5	1961-1965	113-28

THE POLLS

ASSOCIATED PRESS
(PRESEASON)

Rk.	Team (First Place Votes)
1.	Kentucky (27)
2.	Michigan St. (22)
3.	Louisville (14)
4.	Duke (2)
5.	Kansas
6.	Arizona
7.	Michigan
8.	Syracuse
8.	Oklahoma St.
10.	Florida
11.	Ohio St.
12.	North Carolina
13.	Memphis
14.	VCU
15.	Gonzaga
16.	Wichita St.
17.	Marquette
18.	Connecticut
19.	Oregon
20.	Wisconsin
21.	Notre Dame
22.	UCLA
23.	New Mexico
24.	Virginia
25.	Baylor

OTHERS RECEIVING VOTES:

Tennessee 176, Creighton 145, Indiana 111, Iowa 83, Colorado 83, Harvard 46, Boise St. 22, Villanova 14, Georgetown 11, Arizona St. 11, Washington 8, UNLV 8, Pittsburgh 6, Stanford 6, LSU 6, Boston Coll. 5, La Salle 4, St. John's 3, Missouri 3, Saint Louis 3, **Cincinnati 1.**

USA TODAY/ESPN
(PRESEASON)

Rk.	Team (First Place Votes)
1.	Kentucky (16)
2.	Michigan St. (3)
3.	Louisville (10)
4.	Duke (3)
5.	Arizona
6.	Kansas
7.	Syracuse
8.	Florida
9.	Michigan
10.	Ohio St.
11.	North Carolina
12.	Oklahoma St.
13.	Memphis
14.	Gonzaga
15.	VCU
16.	Wichita St.
17.	Marquette
18.	Oregon
19.	Connecticut
20.	New Mexico
21.	Wisconsin
22.	Notre Dame
23.	UCLA
24.	Indiana
25.	Virginia

OTHERS RECEIVING VOTES:

Baylor 102, Colorado 93, Creighton 87, Iowa 86, Tennessee 73, Georgetown 38, Harvard 28, Pittsburgh 23, California 16, Boise St. 11, Saint Louis 8, La Salle 7, Temple 4, Villanova 4, Missouri 4, Kansas St. 3, LSU 2, Iowa St. 2, Arizona St. 2, Illinois 2, Georgia 1, UNLV 1

CINCINNATI'S WEEKLY RANKINGS

Associated Press	Week	USA Today/ESPN
RV	Preseason	--

2013-14 AMERICAN ATHLETIC CONFERENCE

2013-14 AMERICAN CONFERENCE STANDINGS
(Thru Nov. 9)

Team	AAC	Pct.	Overall	Pct.
Cincinnati	0-0	.000	1-0	1.000
Houston	0-0	.000	1-0	1.000
Louisville	0-0	.000	1-0	1.000
Rutgers	0-0	.000	1-0	1.000
SMU	0-0	.000	1-0	1.000
Temple	0-0	.000	1-0	1.000
UCF	0-0	.000	1-0	1.000
UConn	0-0	.000	1-0	1.000
USF	0-0	.000	1-0	1.000
Memphis	0-0	.000	0-0	.000

UPCOMING CONFERENCE SCHEDULE

Monday, Nov. 11

Yale at UConn	3 p.m./ESPN3
Kent State at Temple	7 p.m./ESPN3
Rutgers at Alabama-Birmingham	7:30 p.m./CSS
Houston at Texas-Pan American	8 p.m.
Rhode Island at SMU	8 p.m./ESPN3

Tuesday, Nov. 12

North Carolina State at Cincinnati (Global Sports Shootout)	5 p.m./ESPN
Hofstra at Louisville (Hall of Fame Classic)	7 p.m./ESPN3
Bethune-Cookman at USF	7 p.m./ESPN3

Wednesday, Nov. 13

Florida State at UCF	7 p.m./ESPN3
----------------------	--------------

Thursday, Nov. 14

Detroit at UConn (2K Sports Classic)	7 p.m./ESPN3
Yale at Rutgers	7:30 p.m./ESPN3
Temple at Towson	7:30 p.m./NBCSN
Texas-San Antonio at Houston	8 p.m./ESPN3
Austin Peay at Memphis	8 p.m./ESPN3

Friday, Nov. 15

Cornell at Louisville	7 p.m./ESPN3
USF at Bowling Green	8:30 p.m./ESPN3

Saturday, Nov. 16

Appalachian State at Cincinnati (Global Sports Shootout)	2:00 p.m./ESPN3
---	-----------------

Sunday, Nov. 17

Boston University at UConn GP (2K Sports Classic)	Noon/ESPN3
Bethune-Cookman at UCF	2 p.m./ESPN3
Lehigh at Houston Legends Classic	2 p.m./ESPN3

Monday, Nov. 18

Canisius at Rutgers (NIT Season Tipoff)	7:30 p.m./ESPN3
SMU at Arkansas	8:00 p.m.

CINCINNATI IN THE AMERICAN CONFERENCE
(NOT AVAILABLE)CATEGORY TEAM
[*NATIONAL] LEAGUE RANK (STAT)

Scoring.....	
Scoring Defense.....	
Scoring Margin	
Free Throw Pct.	
Field Goal Pct.	
Field Goal Pct. Defense.....	
3-Pt Field Goal Pct.	
3-Pt Field Goal Pct. Defense	
Rebounding Offense	
Rebounding Defense	
Rebounding Margin	
Blocked Shots.....	
Assists.....	
Steals	
Turnover Margin	
Assist-to-Turnover Ratio	
Offensive Rebounds.....	
Defensive Rebounds.....	
3-Pt Field Goals Made.....	

PLAYER INDIVIDUAL
[*NATIONAL] LEAGUE RANK (STAT)

CINCINNATI'S RECORD WHEN

	06-07	07-08	08-09	09-10	10-11	11-12	12-13	13-14	Cronin
Home games	10-8	10-7	13-5	13-5	15-3	14-4	13-5	1-0	89-37
Away games	0-9	3-11	4-7	2-9	7-4	7-5	5-5	0-0	28-50
Neutral site games	1-2	0-1	1-2	4-2	4-2	5-2	4-2	0-0	19-13
Conference games	2-14	8-10	8-10	7-11	11-7	12-6	10-10	0-0	58-68
vs. Top 25 teams	0-4	2-5	1-7	3-6	3-7	8-4	2-8	0-0	19-41
vs. RPI Top 100 teams	2-13	7-12	5-11	8-15	8-9	11-8	11-11	0-0	52-79
Overtime games	2-0	1-1	2-1	0-3	1-0	1-2	2-1	0-0	9-8
Lead at halftime	6-1	10-3	11-3	13-4	25-0	18-3	15-3	1-0	98-17
Trail at halftime	4-17	3-15	6-11	4-11	0-9	7-8	7-9	0-0	31-80
Tied at halftime	1-1	0-1	1-0	2-1	1-0	1-0	0-0	0-0	6-3
Lead with 10:00 remaining	10-1	9-1	14-1	13-3	26-0	18-4	19-1	1-0	110-11
Trail with 10:00 remaining	1-18	1-18	3-13	6-11	0-9	7-7	3-9	0-0	21-85
Tied with 10:00 remaining	0-0	3-0	1-0	0-2	0-0	1-0	0-2	0-0	5-4
Lead with 5:00 remaining	9-3	11-1	17-1	18-2	25-0	19-4	19-2	1-0	119-13
Trail with 5:00 remaining	0-16	2-17	1-13	0-13	0-9	5-7	2-9	0-0	10-84
Tied with 5:00 remaining	2-0	0-1	0-0	1-1	1-0	2-0	1-1	0-0	7-3
Lead with 2:00 remaining	10-2	11-1	16-0	18-2	25-1	23-2	19-2	1-0	123-10
Trail with 2:00 remaining	0-17	1-17	2-14	1-14	0-8	3-9	1-10	0-0	8-89
Tied with 2:00 remaining	1-0	1-1	0-0	0-0	1-0	0-0	2-0	0-0	5-1
Shoot better from the field	8-2	8-3	13-1	15-4	22-0	16-2	15-1	0-0	97-13
Shoot worse from the field	3-17	5-16	5-13	4-12	4-9	8-9	4-11	1-0	34-87
Shoot 50% or better	0-2	0-0	4-1	8-1	7-0	6-0	4-0	0-0	29-4
Shoot below 50%	11-17	13-19	14-13	11-15	16-8	20-11	18-12	1-0	104-95
Opp. shoots 50% or better	1-9	0-6	0-6	0-2	2-4	1-2	0-1	0-0	4-30
Opp. shoots below 50%	10-10	13-13	18-8	19-14	22-5	24-9	22-11	1-0	129-70
Opp. shoots below 40%	7-1	6-1	9-3	10-3	17-0	15-1	16-1	1-0	81-10
Make 7 or fewer 3-pointers	10-12	8-12	7-11	13-12	21-6	12-9	12-9	1-0	83-71
Make 8 or more 3-pointers	1-7	5-7	11-3	6-4	6-4	14-2	10-3	0-0	53-30
Shoot more FTs than opp.	7-3	6-3	12-1	11-2	22-2	16-4	16-3	1-0	91-18
Out-rebound the opponent	9-5	10-11	13-4	17-8	24-3	10-4	17-8	1-0	101-43
Opponent out-rebounds UC	2-14	3-7	2-9	2-8	2-5	13-6	3-4	0-0	27-53
Same number of rebounds	0-0	0-1	3-1	0-0	0-1	3-1	2-0	0-0	8-4
Commit fewer turnovers	7-11	4-5	9-3	7-6	16-6	22-5	14-4	1-0	80-40
Commit the same or more TOs	4-8	9-14	9-11	12-10	9-2	4-3	8-7	0-0	55-55
Commit 12 or fewer turnovers	7-9	4-7	5-4	5-5	10-5	17-7	8-8	1-0	57-45
Outscore opponents' bench	6-8	8-6	15-9	19-11	24-7	13-3	11-6	1-0	97-50
1-3 point games	1-4	5-5	2-0	4-5	2-1	5-4	2-3	0-0	21-22
4-5 point games	0-1	2-1	2-1	3-2	0-2	6-0	2-2	0-0	15-9
6-10 point games	5-2	2-6	5-6	4-4	7-2	5-3	7-4	0-0	35-27
11-19 point games	4-10	3-5	4-4	4-4	8-5	4-2	6-2	1-0	34-32
20-plus point games	1-2	1-2	5-3	4-1	9-1	7-1	5-1	0-0	32-11
Score 59 or fewer points	0-9	3-7	1-6	0-7	3-8	3-7	1-9	0-0	11-53
Score 60-69 points	6-7	8-7	4-6	9-4	9-1	7-4	9-3	0-0	51-32
Score 70 or more points	5-3	2-5	13-2	10-5	14-0	16-2	12-0	1-0	73-17
Hold opp. to 50 or fewer points	3-0	3-0	4-0	1-0	7-0	3-2	4-0	0-0	25-2
Hold opp. to 51-60 points	3-4	5-1	6-2	9-2	12-1	12-3	12-4	0-0	59-17
Hold opp. to 61-70 points	3-2	5-5	5-3	7-4	5-5	10-1	4-7	1-0	40-27
Opp. scores 70-plus points	2-13	0-13	3-9	2-10	2-3	1-5	2-1	0-0	12-54
November	5-1	4-2	5-1	4-1	5-0	4-2	6-0	0-0	33-7
December	4-3	1-5	5-2	5-2	9-0	6-1	7-1	1-0	38-14
January	1-7	5-4	4-4	5-4	4-4	5-4	4-3	0-0	28-30
February	1-7	3-3	4-3	2-5	4-3	6-2	2-5	0-0	22-28
March	0-1	0-5	0-4	3-4	4-2	5-2	2-3	0-0	14-21
Monday	0-0	1-0	3-2	2-2	2-0	2-1	2-2	0-0	12-7
Tuesday	0-2	1-1	1-2	4-2	3-0	2-0	4-0	0-0	15-7
Wednesday	4-5	4-5	4-1	7-3	9-1	7-0	3-1	0-0	38-16
Thursday	0-1	0-2	3-0	1-2	3-1	3-1	1-3	0-0	11-10
Friday	1-0	1-1	0-1	0-0	1-0	4-1	1-2	1-0	9-5
Saturday	5-7	6-5	6-5	5-3	8-4	5-7	10-2	0-0	45-39
Sunday	1-4	0-5	1-3	0-4	0-3	3-1	2-1	0-0	7-21

BEARCATS STARTING LINEUPS

Opponent	UC Starters
Carleton (EXH.)	Guyn, Kilpatrick, Thomas, Rubles, Jackson
Bellarmino (EXH.)	Guyn, Kilpatrick, Thomas, Rubles, Jackson
North Carolina Central	Guyn, Kilpatrick, Thomas, Rubles, Jackson
NC State	
Appalachian State	
Campbell	
UMass Lowell	
Kennesaw State	
USC Upstate	
at New Mexico	
vs. Xavier	
vs. Pittsburgh	
Middle Tennessee	
Chicago State	
Nebraska	
SMU	
at Memphis	
at Houston	
Rutgers	
Temple	
at USF	
UCF	
at Temple	
at Louisville	
USF	
UConn	
at SMU	
Houston	
at UCF	
Louisville	
at UConn	
Memphis	
at Rutgers	

RECORD BY STARTING LINEUPS

UC Starters	Record
Guyn, Kilpatrick, Thomas, Rubles, Jackson	1-0

SPECIALITY STATISTICS

Opponent	Result	In Paint	Off TO	2nd Chance	Fast Break	Bench
North Carolina Central at Cincinnati	W, 74-61	28 26	10 18	13 19	13 4	13 23
NC State at Cincinnati						
Appalachian State at Cincinnati						
Campbell at Cincinnati						
UMass Lowell at Cincinnati						
Kennesaw State at Cincinnati						
USC Upstate at Cincinnati						
at New Mexico Cincinnati						
vs. Xavier at Cincinnati						
vs. Pittsburgh Cincinnati						
Middle Tennessee at Cincinnati						
Chicago State at Cincinnati						
Nebraska at Cincinnati						
SMU at Cincinnati						
at Memphis Cincinnati						
at Houston Cincinnati						
Rutgers at Cincinnati						
Temple at Cincinnati						
at USF Cincinnati						
UCF at Cincinnati						
at Temple Cincinnati						
at Louisville Cincinnati						
USF Cincinnati						
UConn at Cincinnati						
at SMU at Cincinnati						
Houston at Cincinnati						
at UCF Cincinnati						
Louisville at Cincinnati						
at UConn Cincinnati						
Memphis at Cincinnati						
at Rutgers Cincinnati						
Cincinnati Totals		26	18	19	4	23
Average		26.0	18.0	19.0	4.0	23.0
Opponents Totals		28	10	13	13	13
Average		28.0	10.0	13.0	13.0	13.0

OVERTIME RECORDS

UC's Overall Record	52-51
1 OT Games	43-43
2 OT Games	8-6
3 OT Games	0-1
4 OT Games	0-1
7 OT Games	1-0

RECORDS IN OVERTIME GAMES

Home	25-17	.595
Schmidlapp Gym	3-4	.429
Schmidt Fieldhouse	0-1	.000
Music Hall	0-1	.000
Armory Fieldhouse	5-4	.556
Cincinnati Gardens	3-2	.600
U.S. Bank Arena	3-1	.750
Fifth Third Arena	12-4	.750
Away	16-27	.372
Neutral	10-7	.588

Current Streak: Won- 1

Longest Winning Streak: 5 (Tay Baker - 1966-67)

Longest Losing Streak: 4 (Bob Ruess, 1943 - John Weithe, 1950)

- On Dec. 21, 1981 Cincinnati and Bradley played an NCAA-record 7-overtime game which UC won, 75-73.
- Cincinnati has been involved in two of the five NCAA tournament championship games to go into overtime. The Bearcats defeated Ohio State, 70-65, in 1961 but lost to Loyola (Ill.), 60-58, in 1963.
- In 1966-67, Cincinnati played six overtime games, winning five.

UC COACHES IN OVERTIME GAMES

Coach (Years)	No.	Record	Pct.
Bob Huggins (1989-2005)	25	14-11	.560
Mick Cronin (2006-pres.)	17	9-8	.529
Tay Baker (1965-72)	9	7-2	.778
Ed Jucker (1960-65)	9	4-5	.444
Ed Badger (1978-83)	8	3-5	.375
Tony Yates (1983-89)	7	2-5	.286
John Wiethe (1946-52)	5	1-4	.200
George Smith (1952-60)	4	3-1	.750
Gale Catlett (1972-78)	4	2-2	.500
Frank Rice (1928-32)	4	1-3	.250
Boyd Chambers (1918-28)	3	3-0	1.000
Clark Ballard (1939-42)	2	2-0	1.000
Andy Kennedy (2005-06)	2	1-1	.250
Tay Brown (1933-37)	2	0-2	.000
John Halliday (1932-33)	1	0-1	.000
Bob Ruess (1942-44)	1	0-1	.000
Walter Van Winkle (1937-39)	0	—	—
Ray Farnham (1944-46)	0	—	—

OVERTIME GAMES IN MICK CRONIN ERA

1/20/07	W	UC 96, West Virginia 83	1	SC
2/28/07	W	UC 70, Seton Hall 67	1	SC
2/9/08	W	UC 72, Rutgers 68	1	SC
3/2/08	L	Providence 81, UC 79	1	A
12/20/08	W	UC 85, Eastern Kentucky 77	1	SC
2/7/09	W	UC 64, Georgetown 62	1	SC
3/7/09	L	Seton Hall 67, UC 63	1	SC
11/25/09	L	Gonzaga 61, UC 59	1	N
12/13/09	L	Xavier 83, UC 79	2	A
2/21/10	L	Marquette 79, UC 76	1	SC
2/19/11	W	UC 93, Providence 81	1	A
11/25/11	L	Marshall 73, UC 69	1	SC
1/21/12	L	West Virginia 77, UC 74	1	A
3/8/12	W	UC 72, Georgetown 70	2	N
1/19/13	W	UC 71, Marquette 69	1	SC
2/21/13	L	UConn 73, UC 66	1	A
3/9/13	W	UC 61, USF 53	1	SC

THE LAST TIME...

TEAM

100 Points by a Team

By UC	102 vs. Miss. Valley St., 11/13/12
By Opponent	105 by UCLA (20T), 3/17/02

90 Points by a Team

By UC	95 vs. North Carolina AGT, 1/18/12
By Opponent	95 at Marquette , 2/11/12

30-plus Point Win

By UC	32 (92-60 vs. Maryland Eastern Shore, 12/8/12
By Opponent	38 (89-51) vs. Notre Dame, 3/10/11

60 Percent Shooting by a Team

By UC	.628 vs. St. John's, 2/11/09
By Opponent	.674 vs. Pittsburgh, 2/14/09

50 Percent Shooting by a Team

By UC	.595 at DePaul, 1/15/13
By Opponent	.500 vs Notre Dame, 1/7/13

Cincinnati Played a Ranked Opponent

UC Win	71-69 vs. No. 25 Marquette, 1/19/13
UC Loss	63-67 vs. No. 22 Creighton, 3/22/13

Overtime Game

UC Win	61-53 vs. South Florida, 3/09/13
UC Loss	73-66 at Connecticut, 2/21/13

Double Overtime Game

UC Win	72-70 (20T) vs. Georgetown, 3/8/12
UC Loss	83-79 (20T) at Xavier, 12/13/09

Triple Overtime Game

UC Win	75-73 (70T*) vs. Bradley, 12/21/81
UC Loss	89-85 (40T) vs. Memphis, 1/31/81

* - NCAA record.

INDIVIDUAL

40 Points by a Player

By UC	41, Steve Logan vs. Southern Mississippi, 2/15/02
By Opponent	41, Dell Curry, Virginia Tech, 1985-86

30 Points by a Player

By UC	36, Sean Kilpatrick vs. Marquette, 1/19/13
By Opponent	32, Cleveland Melvin, at DePaul, 1/15/13

20 Rebounds by a Player

By UC	20, Cedric McGowan vs. DePaul, 1/4/06
By Opponent	four times

15 Rebounds by a Player

By UC	16, Mike Williams, 12/20/08
By Opponent	15, Greg Monroe, vs. Georgetown, 3/6/10

Two Players with 20 or More Points in Same Game

By UC	Sean Kilpatrick(23), Cashmere Wright (20) vs. Maryland Eastern Shore, 12/8/12
By Opponent	Elijah Pittman (20), D.D. Scarver (20) vs. Marshall, 12/15/10

Two Players with 10 or More Reb. in Same Game

By UC	Ibrahima Thomas (10) and Lance Stephenson (10) vs. DePaul, 2/24/10
By Opponent	Jamarr Sanders (11) and Elijah Millsap (15) at UAB, 12/16/09

10 Assists by a Player

By UC	10, Cashmere Wright, vs. Marshall, 11/25/11
By Opponent	10, Chris Howard, at USF, 2/14/09

Five Steals by a Player

By UC	5, Sean Kilpatrick vs. Iowa State, 11/23/12
By Opponent	5, Greg Monroe, Georgetown, 2/7/09

Five Blocked Shots by a Player

By UC	5, Cheik Mbodj, vs. Providence, 3/13/13
By Opponent	5, Hamady Ndiaye, vs. Rutgers, 3/9/10

Double-Double by a UC Player

UC Win	JaQuon Parker (15 pts., 10 rebs.) vs. Providence, 3/13/13
UC Loss	JaQuon Parker (12 pts., 10 rebs.) at Providence, 2/6/13

Triple-Double by a UC Player

By UC	Eric Hicks (22 pts., 12 rebs., 10 blks.) vs. Marquette, 1/7/06
-------	---

UC Player Led Team in Points, Reb., Assists

By UC	Sean Kilpatrick (29pts., 7reb., 5 asst.) vs. North Carolina AGT, 11/18/12
-------	--

A Player Won a Game in the Final Seconds

By UC	Sean Kilpatrick layup with 5 seconds left in OT UC defeats Marquette 71-69, 1/19/13
By Opponent	Anthony Collins made two free throws at 3 secs USF defeats UC 46-45, 2/26/12

Four Players Scored in Double Figures

By UC	Sean Kilpatrick (19), Cashmere Wright (15) Shaquille Thomas (12), Titus Rubles (11) vs. No. 22/23 Creighton, 3/22/13
-------	--

Five Players Scored in Double Figures

By UC	Dion Dixon (15), JaQuon Parker (15), Cashmere Wright (14), Gates (11), Jackson (10) at No. 18/19 Marquette, 2/11/12
-------	---

Six Players Scored in Double Figures

By UC	Sean Kilpatrick (21), Cashmere Wright (14), Dion Dixon (11), Jeremiah Davis (11), Justin Jackson (11), Ge'Lawn Guyn (11) vs. Chicago State, 12/23/11
-------	---

Seven Players Scored in Double Figures

By UC	Rashad Bishop (14), Dion Dixon (13), Steve Toyloy (13), Deonta Vaughn (12), Darnell Wilks (12), Jaquon Parker (10),Yancy Gates (10) vs. Texas Southern, 12/1/09
-------	--

CRONIN ERA BESTS

Most Points Scored

102 (W, 102-60)	vs. Miss. Valley St.	11/13/12
101 (W, 101-53)	vs. Ark.-Pine Bluff	12/21/11
101 (W, 101-70)	vs. Radford	12/17/11

Most Points Scored (Half)

59 (W, 102-60)	vs. Miss. Valley St.	(2nd) 11/13/12
56 (W, 93-83)	vs. Notre Dame	(2nd) 2/4/09
56 (W, 92-72)	vs Utah Valley	(1st) 12/11/10

Highest FG Percentage

.628 (27-43)	vs. St. John's	2/11/09
.603 (38-63)	vs. Radford	12/17/11
.595 (24-42)	at DePaul	1/15/13

Highest 3-Pt. Percentage

.600 (6-10)	vs. St. John's	2/11/09
.583 (7-12)	at Georgetown	1/27/07
.583 (14-24)	vs. Central Michigan	11/25/06

Most Rebounds

56	vs. North Carolina AGT	11/18/12
55	vs. Maryland Eastern Shore	12/8/12
54	vs. Miss. Valley St.	11/13/12
54	vs. UT Martin	11/11/12
54	vs. Louisville (BE Championship)	3/10/12
54	vs. Western Illinois	11/22/08

Most Assists

27	vs. Toledo	11/18/09
24	vs. Maryland Eastern Shore	12/8/12
24	vs. Georgia Southern	12/14/10
24	vs. North Carolina AGT	11/18/12

Most Blocked Shots

12	vs. Marquette	1/19/13
12	at DePaul	1/15/13
12	vs. North Carolina AGT	11/18/12
10	vs. Wright State	12/22/12
10	vs. UT Martin	11/11/12
10	vs. Chicago State	12/23/11
10	vs. Alabama State	11/13/11
10	vs. Western Illinois	11/22/08

Most Steals

23	vs. Ark.-Little Rock	12/6/12
16	vs. Ark.-Pine Bluff	12/21/11
15	vs. Ark.-Pine Bluff	12/22/09
15	vs. North Carolina AGT	11/18/12

Most Forced Turnovers

32	vs. Ark.-Little Rock	12/6/12
32	vs. North Carolina State	12/23/06
29	vs. Ark.-Pine Bluff	12/21/11

Fewest Points Allowed

34	vs. Dayton	11/27/10
39	vs. Howard	11/10/06
	at West Virginia	1/30/08
	vs. North Carolina AGT	11/18/12

Fewest Points Allowed (Half)

13	vs. Marquette	1/19/13
14	vs. Alabama State	(1st) 11/13/11

Lowest FG Percentage Allowed


.152 (10-66)	vs. North Carolina AGT	11/18/12
.200 (12-60)	vs. Dayton	11/27/10
.200 (10-50)	at West Virginia	1/30/08

Lowest 3-Pt. FG Percentage Allowed


.000 (0-10)	at No. 24/22 Pittsburgh	12/31/12
.000 (0-4)	vs. Texas Southern	11/18/08
.063 (1-16)	vs. Providence	3/13/13
.111 (1-9)	vs. St. John's	1/5/13
.111 (2-18)	vs. Connecticut	3/2/13
.045 (1-22)	at West Virginia	1/30/08

Biggest Win


54 (93-39)	vs. North Carolina AGT	11/18/12
49 (101-53)	vs. Ark.-Pine Bluff	12/21/11
45 (99-54)	vs. Georgia Southern	12/14/10
42 (102-62)	vs. Miss. Valley St.	11/13/12




0 **JEREMIAH DAVIS III**
G » 6-3 » 199 » R-SO.
MUNICE, IND.




1 **DESHAUN MORMAN**
G » 6-3 » 190 » FR.
RICHMOND, VA.




2 **TITUS RUBLES**
F » 6-7 » 220 » SR.
DALLAS, TEXAS




3 **SHAQUILLE THOMAS**
F » 6-7 » 205 » R-SO.
PATERSON, N.J.




5 **JUSTIN JACKSON**
F » 6-8 » 230 » SR.
COCOA BEACH, FLA.




10 **TROY CAUPAIN**
G » 6-3 » 200 » FR.
MIDLOTHIAN, VA.




11 **JERMAINE LAWRENCE**
F » 6-9 » 205 » FR.
SPRINGFIELD GARDENS, N.Y.




14 **GE'LAWN GUYN**
G » 6-2 » 185 » JR.
LEXINGTON, KY.



15 **JERMAINE SANDERS**
F » 6-5 » 210 » JR.
FAR ROCKAWAY, N.J.




23 **SEAN KILPATRICK**
G » 6-4 » 210 » R-SR.
YONKERS, N.Y.




25 **KEVIN JOHNSON**
G » 6-2 » 180 » FR.
CINCINNATI, OHIO



32 **JAMAREE STRICKLAND**
C » 6-10 » 270 » FR.
OAKLAND, CALIF.



33 **DAVID NYARSUK**
C » 7-1 » 250 » SR.
JUBA, SOUTH SUDAN



45 **ZACK TOBLER**
F » 6-5 » 215 » FR.
FORT MITCHELL, KY.



MICK CRONIN
HEAD COACH




LARRY DAVIS
ASSOCIATE HEAD COACH



DARREN SAVINO
ASSISTANT COACH



ANTWON JACKSON
ASSISTANT COACH



JEREMIAH DAVIS III

R-50. • G • 6-3 • 199
MUNCIE, IND.
HUNTINGTON PREP (W.VA.)
0

2012-13 Season (Sophomore): Granted medical hardship for the season after playing in only four games due to a wrist injury.

2011-12 Season (Freshman): Played in 27 games without a start, averaging 7.9 minutes ... scored in double figures in three games ... made at least three three-pointers in two games ... saw action in every BIG EAST regular-season game ... scored a season-high 13 points with a trio of three-pointers and three rebounds in 15 minutes against Arkansas-Pine Bluff (12/21) ... tallied 11 points with three three-pointers and three rebounds against Chicago State (12/23) ... recorded his highest-scoring BIG EAST game against Notre Dame, posting 10 points with two three-pointers ... hit a three-pointer with nine seconds remaining to tie the game against St. John's (1/7) ... tallied eight points with two assists at St. John's (2/4) ... registered eight points with two assists and two steals against Radford (12/17).

Prior to Cincinnati: Averaged 10 points while leading Huntington Prep to a 22-3 overall record and No. 14 national ranking in 2010-11, his lone season at the school ... led Muncie Central High School to a sectional title in 2009-10, averaging a team-best 16.3 points, 5.1 rebounds, 3.8 assists and 2.0 steals ... led Muncie Central to the North Central Conference title ... earned all-NCC accolades ... tabbed the Star Press (Muncie) Player of the Year ... rated as a three-star recruit by Rivals.com and Scout.com ... chose to attend Cincinnati over Indiana, Michigan State and Ball State.

Personal: Jeremiah Davis III ... born Jan. 22, 1993 in Muncie, Ind. ... son of Maria and Jeremiah Davis ... has a brother, Aaron ... majoring in communications.

GAME-BY-GAME STATISTICS

2013-14 (R-SOPHOMORE SEASON)

Opponent	Date	gs	min	Total		3-Pointers		Free throws		Rebounds		pf	a	t/o	blk	stl	pts	avg
				fg-fga	pct	3fg-fga	pct	ft-fa	pct	off	def							
NORTH CAROLINA CENT	11/08/13	9	1-2	.500	0-1	.000	0-0	.000	1	1	2	2.0	1	0	0	0	2	2.0
Totals		0	9	1-2	.500	0-1	.000	0-0	.000	1	1	2	2.0	1	0	0	2	2.0

DAVIS' SEASON & CAREER HIGHS

2013-14 Season

2 vs. NC Central, 11/8/13	Pts	13 vs. Arkansas-Pine Bluff, 12/21/11
2 vs. NC Central, 11/8/13	FG Atts	8, 2x (last vs. Chicago State, 12/23/11)
1 vs. NC Central, 11/8/13	FG Made	5 vs. Arkansas-Pine Bluff, 12/21/11
1 vs. NC Central, 11/8/13	3PT-FG Atts	5 vs. Chicago State, 12/23/11
0	3PT-FG Made	3, 2x (last vs. Chicago State, 12/23/11)
2 vs. NC Central, 11/8/13	Rebs	4, 2x (last vs. vs. N.C. A&T, 11/18/12)
0	Assts	3 vs. UT Martin, 11/11/12
0	Stls	1 vs. Northwestern State, 11/21/11
0	Blks	1 vs. Louisville, 2/23/12
9 vs. NC Central, 11/8/13	Mins	19 vs. Chicago State, 12/23/11

Career

DAVIS' MISCELLANEOUS STATISTICS

Category	2013-14	Career
Double-Figure Scoring Games	0	3
Double-Figure Rebounding Games	0	0
Double-Double Games	0	0
20-Point Scoring Games	0	0
Games Led UC in Scoring	0	0
Games Led UC in Rebounding	0	0
Games Led UC in Assists	0	0
Games With 3+ Assists	1	1
Games With 3+ Blocks	0	0
Games With 3+ Steals	0	0
Games With 3+ Three-Pointers	0	2

GAME-BY-GAME STATISTICS

2012-13 (SOPHOMORE SEASON)

Opponent	Date	gs	min	Total		3-Pointers		Free throws		Rebounds		pf	a	t/o	blk	stl	pts	avg	
				fg-fga	pct	3fg-fga	pct	ft-fa	pct	off	def								tot
UT MARTIN	11/11/12	13	2-5	.400	1-2	.500	0-0	.000	0	1	1	1.0	1	3	0	0	5	5.0	
MISS. VALLEY ST.	11/13/12	10	2-4	.500	1-2	.500	4-4	1.000	0	4	4	2.5	1	2	3	0	9	7.0	
NORTH CAROLINA A&T	11/18/12	13	2-6	.333	0-2	.000	1-2	.500	0	4	4	3.0	4	0	1	0	5	6.3	
CAMPBELL	11/20/12	7	1-3	.333	1-3	.333	0-0	.000	1	0	1	2.5	0	0	0	0	3	5.5	
Totals		0	43	7-18	.389	3-9	.333	5-6	.833	1	9	10	2.5	6	5	4	0	22	5.5


GAME-BY-GAME STATISTICS

2011-12 (FRESHMAN SEASON)

Opponent	Date	gs	min	Total		3-Pointers		Free throws		Rebounds		pf	a	t/o	blk	stl	pts	avg		
				fg-fga	pct	3fg-fga	pct	ft-fa	pct	off	def									
ALABAMA STATE	11/13/11	11	0-1	.000	0-1	.000	0-0	.000	0	2	2	2.0	0	1	4	0	0	0.0		
NORTHWESTERN STATE	11/21/11	6	0-1	.000	0-1	.000	0-0	.000	0	2	2	2.0	2	1	1	0	1	0.0		
MIAMI (OHIO)	11/29/11	2	0-0	.000	0-0	.000	0-0	.000	0	1	1	1.7	1	0	0	0	0	0.0		
at Wright State	12/14/11	11	0-2	.000	0-2	.000	0-0	.000	0	0	0	1.3	2	0	0	0	0	0.0		
RADFORD	12/17/11	18	3-8	.375	0-1	.000	2-2	1.000	1	0	1	1.2	2	2	0	2	8	1.6		
ARKANSAS-PINE BLUFF	12/21/11	15	5-7	.714	3-4	.750	0-0	.000	1	2	3	1.5	0	1	1	0	13	3.5		
CHICAGO STATE	12/23/11	19	4-8	.500	3-5	.600	0-0	.000	1	2	3	1.7	0	1	2	0	11	4.6		
vs Oklahoma	12/29/11	3	0-0	.000	0-0	.000	0-0	.000	0	1	1	1.6	0	0	0	0	1	0.0		
at Pittsburgh	01/01/12	8	0-1	.000	0-0	.000	0-0	.000	0	0	0	1.4	2	0	0	0	1	0.6		
NOTRE DAME	01/04/12	15	4-6	.667	2-3	.667	0-2	.000	0	0	0	1.3	0	0	0	0	10	4.2		
ST. JOHN'S	01/07/12	8	1-6	.167	1-3	.333	0-0	.000	0	1	1	1.3	0	1	1	0	3	4.1		
at Georgetown	01/09/12	12	0-0	.000	0-0	.000	0-0	.000	0	1	1	1.3	0	0	0	0	0	3.8		
VILLANOVA	01/14/12	13	1-4	.250	0-2	.000	2-2	1.000	1	1	2	1.3	0	1	0	0	4	3.8		
at Connecticut	1/18/12	8	2-3	.667	0-1	.000	0-0	.000	1	0	1	1.3	1	0	1	0	4	3.8		
at West Virginia	1/21/12	11	1-3	.333	0-1	.000	0-1	.000	0	2	2	1.3	2	1	0	0	2	3.7		
SYRACUSE	01/23/12	5	0-3	.000	0-2	.000	0-0	.000	0	0	0	1.3	0	0	1	0	0	3.4		
at Rutgers	01/28/12	1	0-0	.000	0-0	.000	0-0	.000	0	0	0	1.2	0	0	0	0	0	3.2		
DEPAUL	02/04/12	11	0-2	.000	0-1	.000	0-2	.000	0	2	2	1.2	0	2	1	0	1	3.1		
at St. John's	2/8/12	12	3-5	.600	2-2	1.000	0-0	.000	0	0	0	1.2	3	1	1	0	1	8	3.3	
at Marquette	2/11/12	5	0-3	.000	0-1	.000	0-0	.000	0	0	0	1.1	2	1	1	0	0	3.2		
PROVIDENCE	2/15/12	5	2-3	.667	1-1	1.000	0-0	.000	0	1	1	1.1	1	1	0	0	1	5	3.2	
SETON HALL	02/18/12	3	0-0	.000	0-0	.000	0-0	.000	0	1	1	1.1	1	0	0	0	0	3.1		
LOUISVILLE	02/23/12	5	0-0	.000	0-0	.000	0-0	.000	0	0	0	1.0	1	0	1	0	0	3.0		
at USF	2/26/12	2	0-0	.000	0-0	.000	0-0	.000	0	1	1	1.0	0	0	0	0	0	2.8		
MARQUETTE	02/29/12	1	0-0	.000	0-0	.000	0-0	.000	0	0	0	1.0	0	0	0	0	1	0	2.7	
at Villanova	03/03/12	1	0-0	.000	0-0	.000	0-0	.000	0	0	0	1.0	0	0	0	0	0	2.6		
vs Ohio State	3/22/12	2	0-0	.000	0-0	.000	0-0	.000	0	0	0	0.9	0	0	0	0	0	2.5		
Totals		0	213	26-66	.394	12-31	.387	4-9	.444	5	20	25	0.9	20	14	16	1	13	68	2.5

DAVIS' CAREER STATISTICS

			Total		3-Point		F-Throws		Rebounds										Scoring	
Season	gp-gs	min/avg	fg-fga	pct	fg-fga	pct	ft-fa	pct	off	def	tot	avg	pf	fo	ast	to	blk	stl	pts	avg
2011-12	27-0	213/7.9	26-66	.394	12-31	.387	4-9	.444	5	20	25	0.9	20	0	14	16	1	13	68	2.5
2012-13	4-0	43/10.8	7-18	.389	3-9	.333	5-6	.833	1	9	10	2.5	6	0	5	4	0	0	22	5.5
2013-14	1-0	9/9.0	1-2	.500	0-1	.000	0-0	.000	1	1	2	2.0	1	0	0	0	0	0	2	2.0
TOTAL	32-0	265/8.3	34-86	.395	15-41	.366	9-15	.600	7	30	37	1.2	27	0	19	20	1	13	92	2.9



DESHAUN MORMAN

FR. • G • 6-3 • 190

RICHMOND, VA.

FAITH BAPTIST CHRISTIAN (FLA.)

1

Prior to Cincinnati: Averaged 14.3 points, 7.4 assists, 6.0 rebounds and 2.4 steals during his 2012-13 season at Faith Baptist Christian, a prep school in Bradenton, Fla. ... helped lead Coolidge High School in Washington, D.C., to the 2012 D.C. City Championship title while averaging 16.8 points, 7.3 rebounds and 5.6 assists ... tabbed a first team all-Metro selection by the Washington Post ... received honorable mention All-America accolades and was listed a Top 150 prospect by Rivals.com ... named one of the five best players in the D.C. area according to DMV Elite Report and was tabbed a Mid-Atlantic first team honoree by the Mid-Atlantic Report.

Personal: Deshaun Lamar Morman ... born Feb. 26, 1994 in Richmond, Va. ... son of Cheryl and Andre Morman ... has one brother, Devin ... majoring in communications.

MORMAN'S SEASON & CAREER HIGHS

2013-14 Season		Career
0	Pts	0
0	FG Atts	0
0	FG Made	0
0	3PT-FG Atts	0
0	3PT-FG Made	0
0	Rebs	0
0	Assts	0
0	Stls	0
0	Blks	0
0	Mins	0


MORMAN'S MISCELLANEOUS STATISTICS

Category	2013-14	Career
Double-Figure Scoring Games	0	0
Double-Figure Rebounding Games	0	0
Double-Double Games	0	0
20-Point Scoring Games	0	0
Games Led UC in Scoring	0	0
Games Led UC in Rebounding	0	0
Games Led UC in Assists	0	0
Games With 3+ Assists	0	0
Games With 3+ Blocks	0	0
Games With 3+ Steals	0	0
Games With 3+ Three-Pointers	0	0

GAME-BY-GAME STATISTICS

2013-14 (FRESHMAN SEASON)

MORMAN'S CAREER STATISTICS



TITUS RUBLES

SR. • F • 6-7 • 220

DALLAS, TEXAS

BLINN COLLEGE

2

Pronunciation: Titus ROO-bulls

2013-14 Season (Senior): Grabbed a game-high eight rebounds to go with 13 points, three steals and a block against NC Central (11/8).

2012-13 Season (Junior): Played in all 34 games with 12 starts, averaging 21.8 minutes ... started nine of 18 BIG EAST games ... finished among the team leaders in rebounds (first at 5.9), assists (second at 2.0) and scoring (fourth at 5.9) ... ranked 16th in the BIG EAST in rebounding (5.9) ... led UC in rebounding in 13 games ... led the Bearcats in assists in eight games ... scored a career-high 14 points against St. John's (1/5) ... pulled down a career-high 11 rebounds at Rutgers (1/12) ... posted a double-double with 12 points and 10 rebounds, including 10-of-12 shooting from the free-throw line against Marquette (1/19) ... had 11 points on 5-of-12 shooting with eight rebounds against Creighton in the NCAA tournament second round.

Prior to Cincinnati: Considered by JucoJunction.com to be the No. 2 prospect in the country in the junior college ranks ... attended Blinn College, a community college in Brenham, Texas for the 2011-12 campaign ... earned NJCAA All-America honorable mention honors after averaging 14.5 points and a team-high 9.8 rebounds during the

2011-12 season ... shot 50 percent from the field, 72 percent from the free-throw line and swiped 51 steals ... tabbed a First Team All-Region XIV selection and all-conference honoree while leading the Buccaneers to a 27-7 record and the school's first appearance in the Region XIV Tournament title game - one game shy of competing in the NJCAA National Championship ... named a Region XIV All-Tournament First Team selection after averaging 11.5 points and a tournament-best 12.3 rebounds during the tournament ... attended Independence Community College in Independence, Kan., during the 2010-11 season ... earned freshman of the year, First Team All-Jayhawk Conference honors and first team all region accolades while averaging 20.3 points and 12.3 rebounds ... prior to his stay at Independence, attended God's Academy in Grand Prairie, Texas for the 2008-09 and 2009-10 seasons... became the all-time leading rebounder, grabbing more than 600 boards ... averaged 16.8 points, 13.6 rebounds and 4.7 blocks during the 2009-10 season.

Personal: Titus Ocean Rubles ... born Aug. 4, 1991 in Dallas, Texas ... son of Barbara Rubles and Hosie Perkins ... has four brothers: Calvin, Sidney, Darrius and Nunu and one sister: Ashley ... majoring in criminal justice.

GAME-BY-GAME STATISTICS

2013-14 (SENIOR SEASON)

Opponent	Date	gs	min	Total		3-Pointers		Free throws		Rebounds			pf	a	t/o	blk	stl	pts	avg
				fg-fga	pct	3fg-fga	pct	ft-fa	pct	off	def	tot							
NORTH CAROLINA CENT	11/08/13	*	31	3-7	.429	0-0	.000	7-12	.583	3	5	8	8.0	3	0	3	1	3	13.0
Totals			1	31	3-7	.429	0-0	.000	7-12	.583	3	5	8	8.0	3	0	3	1	13.0

RUBLES' SEASON & CAREER HIGHS

2013-14 Season

13 vs. NC Central, 11/8/13	Pts	14 vs. St. John's, 1/5/13
7 vs. NC Central, 11/8/13	FG Atts	14 vs. Alabama, 12/1/12
3 vs. NC Central, 11/8/13	FG Made	5, 3x (last vs. Creighton, 3/22/13)
0	3PT-FG Atts	6 vs. St. John's, 1/5/13
0	3PT-FG Made	3 vs. St. John's, 1/5/13
8 vs. NC Central, 11/8/13	Rebs	11 at Rutgers, 1/12/13
0	Assts	5, 3x (last vs. Syracuse 1/21/13)
3 vs. NC Central, 11/8/13	Stls	4, 2x (last vs. Creighton, 3/22/13)
1 vs. NC Central, 11/8/13	Blks	2, 2x (last vs. Marquette, 1/19/13)
31 vs. NC Central, 11/8/13	Mins	35 vs. Marquette, 1/19/13

RUBLES' MISCELLANEOUS STATISTICS

Category	2013-14	Career
Double-Figure Scoring Games	1	8
Double-Figure Rebounding Games	0	3
Double-Double Games	0	1
20-Point Scoring Games	0	0
Games Led UC in Scoring	0	0
Games Led UC in Rebounding	1	15
Games Led UC in Assists	0	8
Games With 3+ Assists	0	10
Games With 3+ Blocks	0	0
Games With 3+ Steals	1	6
Games With 3+ Three-Pointers	0	1


GAME-BY-GAME STATISTICS

2012-13 (JUNIOR SEASON)

Opponent	Date	gs	min	Total		3-Pointers		Free throws		Rebounds				pf	a	t/o	blk	stl	pts	avg
				fg-fga	pct	3fg-fga	pct	ft-fa	pct	off	def	tot	avg							
UT MARTIN	11/11/12	16	3-6	.500	0-1	.000	2-4	.500	3	4	7	7.0	1	4	3	0	0	8	8.0	
MISS. VALLEY ST.	11/13/12	20	3-6	.500	0-2	.000	1-3	.333	0	7	7	7.0	0	5	0	2	0	8	8.0	
NORTH CAROLINA A&T	11/18/12	18	2-5	.400	0-1	.000	2-4	.500	0	3	3	5.7	3	2	1	0	4	6	7.3	
CAMPBELL	11/20/12	19	2-3	.667	0-1	.000	1-2	.500	1	5	6	5.8	4	3	2	0	0	5	6.8	
vs Iowa State	11/23/12	27	4-10	.400	0-4	.000	2-3	.667	0	5	5	5.6	3	0	2	1	1	10	7.4	
vs Oregon	11/24/12	17	5-9	.556	0-1	.000	3-3	1.000	2	2	4	5.3	4	1	4	0	0	13	8.3	
ALABAMA	12/01/12	25	4-14	.286	0-2	.000	2-2	1.000	3	2	5	5.3	1	1	1	0	3	10	8.6	
UALR	12/6/12	17	2-7	.286	0-0	.000	2-2	1.000	0	2	2	4.9	3	2	1	0	2	6	8.3	
UMES	12/8/12	18	2-6	.333	0-3	.000	3-4	.750	3	7	10	5.4	1	4	2	0	1	7	8.1	
at Marshall	12/15/12	17	0-5	.000	0-0	.000	2-2	1.000	2	6	8	5.7	3	2	2	0	3	2	7.5	
vs Xavier	12/19/12	24	1-7	.143	0-4	.000	0-0	.000	3	6	9	6.0	2	1	2	1	1	2	7.0	
WRIGHT STATE	12/22/12	21	5-10	.500	0-1	.000	1-3	.333	3	6	9	6.3	4	3	4	0	2	11	7.3	
NEW MEXICO	12/27/12	15	1-6	.167	0-1	.000	0-0	.000	0	2	2	5.9	0	1	3	0	0	2	6.9	
at PITT	12/31/12	16	1-3	.333	0-0	.000	3-3	1.000	2	2	4	5.8	3	3	1	0	0	5	6.8	
ST. JOHN'S	1/5/13	22	4-8	.500	3-6	.500	3-6	.500	0	3	3	5.6	2	2	2	0	0	14	7.3	
NOTRE DAME	1/7/13	*	25	1-9	.111	0-3	.000	0-0	.000	1	6	7	5.7	2	5	1	0	0	2	6.9
at Rutgers	1/12/13	*	26	2-5	.400	0-1	.000	3-6	.500	2	9	11	6.0	2	0	3	1	1	7	6.9
at DePaul	01-15-13	*	21	0-1	.000	0-1	.000	2-4	.500	1	2	3	5.8	4	1	1	0	1	2	6.7
MARQUETTE	1/19/13	*	35	1-8	.125	0-3	.000	10-12	.833	4	6	10	6.1	2	2	3	2	1	12	6.9
at Syracuse	1/21/13	*	30	2-5	.400	0-1	.000	1-1	1.000	5	1	6	6.1	1	5	1	0	0	5	6.9
RUTGERS	1/30/13	18	1-1	1.000	0-0	.000	4-6	.667	1	3	4	6.0	1	2	1	0	1	6	6.8	
at Seton Hall	2/2/13	20	0-1	.000	0-0	.000	2-2	1.000	0	6	6	6.0	2	1	1	1	0	1	2	6.6
at Providence College	2/6/13	19	0-3	.000	0-0	.000	0-0	.000	2	2	4	5.9	1	1	1	0	0	0	0.3	
PITT	2/9/13	24	2-9	.222	0-1	.000	4-5	.800	3	5	8	6.0	3	1	0	0	1	8	6.4	
VILLANOVA	2/12/13	*	25	1-5	.200	0-0	.000	2-2	1.000	3	1	4	5.9	2	3	3	0	3	4	6.3
GEORGETOWN	2/15/13	20	2-6	.333	0-0	.000	0-3	.000	1	2	3	5.8	3	1	2	0	1	4	6.2	
at UCONN	2/21/13	21	3-6	.500	0-0	.000	1-2	.500	3	2	5	5.7	5	0	1	0	1	7	6.2	
at Notre Dame	2-24-13	22	2-6	.333	0-1	.000	3-6	.500	1	6	7	5.8	2	1	0	1	1	7	6.3	
UCONN	03/02/13	*	17	2-5	.400	0-1	.000	0-0	.000	1	6	7	5.8	4	2	1	0	2	4	6.2
at LOUISVILLE	3/4/13	*	23	0-2	.000	0-0	.000	2-2	1.000	1	8	9	5.9	1	4	8	0	0	2	6.0
USF	3/9/13	*	29	2-4	.500	0-1	.000	0-0	.000	4	5	9	6.0	2	1	3	0	2	4	6.0
vs Providence	3/13/13	*	24	1-2	.500	0-0	.000	0-0	.000	0	2	2	5.9	1	1	1	0	0	2	5.8
vs Georgetown	3/14/13	*	19	0-0	.000	0-0	.000	2-4	.500	0	2	2	5.8	4	0	1	0	1	2	5.7
vs Creighton	3/22/13	*	30	5-12	.417	0-3	.000	1-1	1.000	3	5	8	5.9	2	2	2	1	4	11	5.9
Totals		12	740	66-195	.338	4-43	.093	64-97	.660	58	141	199	5.9	78	67	64	9	38	200	5.9

RUBLES' CAREER STATISTICS

			Total		3-Point		F-Throws		Rebounds											Scoring	
Season	gp-gs	min/avg	fg-fga	pct	fg-fga	pct	ft-fa	pct	off	def	tot	avg	pf	fo	ast	to	blk	stl	pts	avg	
2012-13	34-12	740/21.8	66-195	.338	4-43	.093	64-97	.660	58	141	199	5.9	78	1	67	64	9	38	200	5.9	
2013-14	1-1	31/31.0	3-7	.429	0-0	.000	7-12	.583	3	5	8	8.0	3	0	0	3	1	3	13	13.0	
TOTAL	35-13	771/22.0	69-202	.342	4-43	.093	71-109	.651	61	146	207	5.9	81	1	67	67	10	41	213	6.1	



SHAQUILLE THOMAS

R-SO. • F • 6-7 • 205

PATERSON, N.J.

NIA PREP SCHOOL

3

2012-13 Season (R-Freshman): Played in 33 games without a start, averaging 10.8 minutes ... played in all 18 BIG EAST games ... scored a career-high 12 points on 6-of-9 shooting to go with four rebounds in 23 minutes against Creighton (3/22) in the NCAA tournament second round ... posted 11 points to go with seven rebounds and three assists in 22 minutes against Maryland Eastern Shore (12/8) ... pulled down a career-high eight rebounds against Providence (3/13) in the second round of the BIG EAST Championship.

2011-12 Season: Redshirted.

Prior to Cincinnati: Played two seasons at NIA Prep in Newark, N.J., averaging 28 points and eight assists in 2010-2011 ... tabbed a four-star

prospect by Rivals.com and Scout.com ... listed as the 81st-best player overall nationally by Rivals.com ... tabbed the 20th-best small forward in the country by Scout.com ... chose to attend Cincinnati over Syracuse, Boston College and Xavier.

Personal: Shaquille Jamar Thomas ... born March 25, 1992 in Paterson, N.J. ... son of Amanda Thomas and Joseph Carson ... has a brother, Isaiah, and sister, Essence Carson, a forward/guard for the WNBA's New York Liberty ... nephew of long-time NBA veteran Tim Thomas ... majoring in criminal justice.

GAME-BY-GAME STATISTICS

2013-14 (R-SOPHOMORE SEASON)

Opponent	Date	gs	min	Total		3-Pointers		Free throws		Rebounds				pf	a	t/o	blk	stl	pts	avg
				fg-fga	pct	3fg-fga	pct	ft-fa	pct	off	def	tot	avg							
NORTH CAROLINA CENT	11/08/13	*	11	1-2	.500	0-0	.000	0-0	.000	2	3	5	5.0	2	0	3	0	0	2	2.0
Totals		1	11	1-2	.500	0-0	.000	0-0	.000	2	3	5	5.0	2	0	3	0	0	2	2.0

THOMAS' SEASON & CAREER HIGHS

2013-14 Season

2 vs. NC Central, 11/8/13	Pts	12 vs. Creighton, 3/22/13
2 vs. NC Central, 11/8/13	FG Atts	9 vs. Creighton, 3/22/13
1 vs. NC Central, 11/8/13	FG Made	6 vs. Creighton, 3/22/13
0	3PT-FG Atts	2, 2x (last at Notre Dame, 2/24/13)
0	3PT-FG Made	1, 3x (last at Notre Dame, 2/24/13)
5 vs. NC Central, 11/8/13	Rebs	8 vs. Providence, 3/13/13
0	Assts	3, 2x (last vs. UMES, 12/8/12)
0	Stls	2, 4x (last at Notre Dame, 2/24/13)
0	Blks	1, 6x (last vs. Providence, 3/13/13)
11 vs. NC Central, 11/8/13	Mins	24 vs. Notre Dame, 1/7/13

Career

THOMAS' MISCELLANEOUS STATISTICS

Category	2013-14	Career
Double-Figure Scoring Games	0	2
Double-Figure Rebounding Games	0	0
Double-Double Games	0	0
20-Point Scoring Games	0	0
Games Led UC in Scoring	0	0
Games Led UC in Rebounding	0	0
Games Led UC in Assists	0	1
Games With 3+ Assists	0	2
Games With 3+ Blocks	0	0
Games With 3+ Steals	0	0
Games With 3+ Three-Pointers	0	0

GAME-BY-GAME STATISTICS

2012-13 (R-FRESHMAN SEASON)

Opponent	Date	gs	min	Total		3-Pointers		Free throws		Rebounds				pf	a	t/o	blk	stl	pts	avg
				fg-fga	pct	3fg-fga	pct	ft-fa	pct	off	def	tot	avg							
UT MARTIN	11/11/12	12	1-4	250	0-0	.000	1-2	.500	0	1	1	1.0	1	0	1	0	0	0	3	3.0
MISS. VALLEY ST.	11/13/12	11	3-3	1,000	0-0	.000	0-0	.000	2	2	4	2.5	0	2	2	0	0	0	6	4.5
NORTH CAROLINA A&T	11/18/12	20	3-8	.375	0-1	.000	0-0	.000	1	3	4	3.0	1	3	2	0	0	0	6	5.0
CAMPBELL	11/20/12	6	0-0	.000	0-0	.000	0-0	.000	0	2	2	2.8	0	1	0	1	1	0	0	3.8
vs Iowa State	11/23/12	1	0-0	.000	0-0	.000	0-0	.000	0	0	0	2.2	0	0	0	0	0	0	0	3.0
vs Oregon	11/24/12	9	1-3	.333	0-0	.000	2-3	.667	2	1	3	2.3	1	0	0	0	0	2	4	3.2
UALR	12/6/12	12	1-4	250	0-1	.000	0-0	.000	1	2	3	2.4	1	0	0	0	0	2	2	3.0
UMES	12/8/12	22	4-8	.500	0-1	.000	3-4	.750	3	4	7	3.0	0	3	0	0	0	1	11	4.0
at Marshall	12/15/12	13	3-4	.750	0-0	.000	2-4	.500	2	1	3	3.0	3	2	1	1	0	8	4.4	
vs Xavier	12/19/12	10	1-2	.500	0-0	.000	0-0	.000	2	0	2	2.9	0	0	2	0	0	2	4	2.2
WRIGHT STATE	12/22/12	12	0-3	.000	0-0	.000	1-2	.500	1	1	2	2.8	0	0	0	0	0	1	3.9	
NEW MEXICO	12/27/12	18	2-5	.400	1-1	1.000	0-0	.000	1	0	1	2.7	0	0	1	0	2	5	4.0	
at PITT	12/31/12	7	1-2	.500	0-0	.000	0-2	.000	2	1	3	2.7	0	0	2	0	0	2	3.8	
ST. JOHN'S	1/5/13	7	0-1	.000	0-0	.000	0-0	.000	1	0	1	2.6	0	0	0	0	0	0	3.6	
NOTRE DAME	1/7/13	24	2-6	.333	1-2	.500	0-0	.000	1	2	3	2.6	1	2	0	1	0	5	3.7	
at Rutgers	1/12/13	4	0-0	.000	0-0	.000	0-0	.000	0	0	0	2.4	0	0	0	0	0	1	0	3.4
at DePaul	01-15-13	10	2-3	.667	0-0	.000	0-0	.000	0	0	0	2.3	0	0	1	0	0	4	3.5	
MARQUETTE	1/19/13	12	0-0	.000	0-0	.000	0-0	.000	0	2	2	2.3	1	0	0	0	0	0	3.3	
at Syracuse	1/21/13	3	0-1	.000	0-0	.000	0-0	.000	0	0	0	2.2	0	0	0	0	0	0	3.1	
RUTGERS	1/30/13	5	0-1	.000	0-0	.000	0-0	.000	0	0	0	2.1	0	0	0	0	0	0	3.0	
at Seton Hall	2/2/13	5	0-1	.000	0-0	.000	0-0	.000	0	1	1	2.0	2	0	0	0	0	0	2.8	
at Providence College	2/6/13	16	3-5	.600	0-0	.000	0-0	.000	2	2	4	2.1	1	0	1	1	0	6	3.0	
PITT	2/9/13	9	1-3	.333	0-0	.000	0-0	.000	0	0	0	2.0	2	0	0	0	1	2	2.9	
VILLANOVA	2/12/13	2	0-0	.000	0-0	.000	1-2	.500	0	0	0	1.9	0	0	0	0	0	1	1	2.8
GEORGETOWN	2/15/13	2	0-0	.000	0-0	.000	0-0	.000	0	0	0	1.8	0	0	0	0	0	0	2.7	
at UCONN	2/21/13	10	0-2	.000	0-0	.000	2-2	1.000	1	2	3	1.9	0	1	0	0	1	2	2.7	
at Notre Dame	2-24-13	20	3-6	.500	1-2	.500	0-0	.000	2	3	5	2.0	1	1	1	0	2	7	2.9	
UCONN	03/02/13	8	0-4	.000	0-0	.000	0-0	.000	0	2	2	2.0	0	0	0	0	0	1	0	2.8
at LOUISVILLE	3/4/13	4	0-0	.000	0-0	.000	0-0	.000	0	0	0	1.9	0	0	1	1	0	0	2.7	
USF	3/9/13	2	1-1	1.000	0-0	.000	0-0	.000	0	0	0	1.9	0	0	0	0	0	2	2.6	
vs Providence	3/13/13	19	2-7	.286	0-0	.000	1-2	.500	4	4	8	2.1	0	1	1	0	5	2.7		
vs Georgetown	3/14/13	18	2-5	.400	0-0	.000	0-1	.000	0	3	3	2.1	4	0	2	0	4	2.8		
vs Creighton	3/22/13	23	6-9	.667	0-0	.000	0-3	.000	2	2	4	2.2	3	0	1	0	1	12	3.0	
Totals		0	356	42-101	.416	3-8	.375	13-27	.481	30	41	71	2.2	22	16	19	6	17	100	3.0

THOMAS' CAREER STATISTICS

			Total		3-Point		F-Throws		Rebounds										Scoring	
Season	gp-gs	min/avg	fg-fga	pct	fg-fga	pct	ft-fga	pct	off	def	tot	avg	pf	fo	ast	to	blk	stl	pts	avg
2012-13	33-0	356/10.8	42-101	.416	3-8	.375	13-27	.481	30	41	71	2.2	22	0	16	19	6	17	100	3.0
2013-14	1-1	11/11.0	1-2	.500	0-0	.000	0-0	.000	2	3	5	5.0	2	0	0	3	0	0	2	2.0
TOTAL	34-1	367/10.8	43-103	.417	3-8	.375	13-27	.481	32	44	76	2.2	24	0	16	22	6	17	102	3.0



JUSTIN JACKSON

SR. • F • 6-8 • 230

COCOA BEACH, FLA.

ARLINGTON COUNTRY DAY

5

2012-13 Season (Junior): Played in 30 games with 22 starts, averaging 18.8 minutes ... ranked eighth in the BIG EAST averaging 1.37 blocks ... finished second on the team with 41 blocks ... ranked among the team leaders in rebounding (third at 5.1), steals (fourth at 1.0) and assists (fifth with 1.5) ... led UC in blocks in eight games and rebounds in six games ... scored a season-high 10 points on 5-of-6 shooting at Marshall (12/15) ... scored seven points and grabbed a season-high 11 rebounds in the season opener against UT Martin (11/11) ... posted a season-high six blocks against Rutgers (1/30) ... recorded nine points, seven rebounds and three blocks against Maryland Eastern Shore (12/8).

2011-12 Season (Sophomore): Played in 37 games with 20 starts, averaging 21.1 minutes ... led UC with 61 blocks and ranked fifth in the BIG EAST, averaging 1.7 blocks per game ... recorded a career-high seven blocks against Marquette (2/29) ... rejected at least three shots in 10 games during the season ... shot 52.0 percent from the field (77 of 148) ... scored in double figures in four games ... led UC in rebounding in five games ... handed out three or more assists in six games ... tallied eight points, six rebounds and four blocks against Ohio State (3/22) in the NCAA tournament east region semifinal ... recorded six blocks and three rebounds vs. Louisville (3/10) ... tallied eight points, seven rebounds, two steals and a block at USF (2/26) ... handed out a career-high four assists against Seton Hall (2/18) ... posted 10 points on 4-of-8 shooting with a league season-high eight rebounds in 16 minutes at Marquette (2/11) ... scored a career-high 14 points on 5-of-5 shooting to go with two blocks and two steals against DePaul (2/4) ... netted 11 points vs. Chicago State (12/23) ... scored 11 points with eight rebounds and three blocks at Wright State (12/14).

2010-11 Season (Freshman): Played in 35 games off the bench while averaging 12.9 minutes ... shot 52.7 percent from the field (39 of 74) on the season ... scored five or more points in six games ... grabbed four or more rebounds in 14 games ...

had four points and two rebounds at Marquette (3/2) ... scored four points with four rebounds vs. Connecticut (2/27) ... posted six points, six rebounds and two blocks at Georgetown (2/23) ... had five points and four rebounds at Providence (2/19) ... had six rebounds, three steals a block and an assist vs. St. John's (2/13) ... tied his career high with eight points and added six rebounds at Pittsburgh (2/5) ... scored a career-high eight points at St. John's (1/22) ... grabbed two rebounds and scored two points at Syracuse (1/15) ... scored three points, passed out an assist, blocked a shot and had two steals vs. USF (1/12) ... scored a career-high seven points and grabbed four rebounds vs. St. Francis (12/23) ... dished out three assists - a season high - and recorded five rebounds against Georgia Southern (12/14) ... posted seven rebounds vs. Dayton (11/27) ... played 26 minutes in his collegiate debut vs. Mount St. Mary's (11/15) and grabbed four rebounds, made two assists and totaled three steals.

Prior to Cincinnati: Was ranked No. 92 among the ESPN.com 100 top recruits ... was the first player signed in the early signing period by UC ... is a power forward with strong defensive and rebounding skills ... played one season at Arlington Country Day in Jacksonville, Fla. ... helped the Apaches to the FHSAA Class 2A finals and a record of 21-6 as a senior ... spent his junior season at Montverde Academy playing for Kevin Sutton where he posted 15.0 points, 12.3 rebounds, and 3.1 blocks per game ... named to the Florida Association of Basketball Coaches (FABC) and Florida Sports Writer's Association (FSWA) State All-Independent teams.

Personal: Full name is Justin LeShayne Jackson ... born Oct. 13, 1990 ... son of Shannan and Larry Jackson ... has two brothers, LaTray Green and Corbin Jackson, and a sister, Shaulya Murray ... majoring in criminal justice.

JACKSON'S SEASON & CAREER HIGHS

2013-14 Season		Career
8 vs. NC Central, 11/8/13	Pts	14 vs. DePaul, 2/4/12
5 vs. NC Central, 11/8/13	FG Atts	10 vs. Wright State, 12/22/12
4 vs. NC Central, 11/8/13	FG Made	5 vs. De Paul, 2/4/12
0	3PT-FG Atts	3 vs. Wright State, 12/22/12
0	3PT-FG Made	1, 2x (last vs. UMES, 12/8/12)
3 vs. NC Central, 11/8/13	Rebs	11 vs. UT Martin, 11/11/12
0	Assts	4, 5x (last at Providence, 2/6/13)
0	Stls	4 vs. Arkansas Little-Rock, 12/6/12
3 vs. NC Central, 11/8/13	Blks	7 vs. Marquette, 2/29/12
21 vs. NC Central, 11/8/13	Mins	35 vs. Miami (Ohio), 11/29/11

JACKSON'S MISCELLANEOUS STATISTICS

Category	2013-14	Career
Double-Figure Scoring Games	0	5
Double-Figure Rebounding Games	0	1
Double-Double Games	0	0
20-Point Scoring Games	0	0
Games Led UC in Scoring	0	0
Games Led UC in Rebounding	0	12
Games Led UC in Assists	0	9
Games With 3+ Assists	0	15
Games With 3+ Blocks	1	17
Games With 3+ Steals	0	9
Games With 3+ Three-Pointers	0	0

GAME-BY-GAME STATISTICS

2013-14 (SENIOR SEASON)

Opponent	Date	gs	min	fg-fga	pct	3fg-fga	pct	ft-fa	pct	off	def	tot	avg	pf	a	t/o	blk	stl	pts	avg
NORTH CAROLINA CENT	11/08/13	*	21	4-5	.800	0-0	.000	0-0	.000	2	1	3	3.0	4	0	2	3	0	8	8.0
Totals		1	21	4-5	.800	0-0	.000	0-0	.000	2	1	3	3.0	4	0	2	3	0	8	8.0

JACKSON'S CAREER STATISTICS

Season	gp-gs	min/avg	Total fg-fga	pct	3-Point fg-fga	pct	F-Throws ft-fa	pct	Rebounds off	def	tot	avg	Scoring pf	fo	ast	to	blk	stl	pts	avg
2010-11	35-0	452/12.9	39-74	.527	1-3	.333	10-33	.303	30	58	88	2.5	71	2	24	36	18	26	89	2.5
2011-12	37-20	780/21.1	77-148	.520	0-7	.000	34-65	.523	72	84	156	4.2	116	7	39	55	61	33	188	5.1
2012-13	30-22	564/18.8	46-110	.418	1-11	.091	22-43	.512	49	103	152	5.1	78	6	44	54	41	29	115	3.8
2013-14	1-1	21/21.0	4-5	.800	0-0	.000	0-0	.000	2	1	3	3.0	4	0	0	2	3	0	8	8.0
TOTAL	103-43	1817/17.6	166-337	.493	2-21	.095	66-141	.468	153	246	399	3.9	269	15	107	147	123	88	400	3.9

PLAYER GAME-BY-GAME STATISTICS

5 - JUSTIN JACKSON • F • 6-8 • 230 • SR. • COCOA BEACH, FLA.

2012-13 (JUNIOR SEASON)


Opponent	Date	gs	min	Total		3-Pointers		Free throws		Rebounds				pf	a	t/o	blk	stl	pts	avg
				fg	fga	pct	3fg	3fga	pct	ft	fta	pct	off							
UT MARTIN	11/11/12	*	24	3-6	500	0-1	.000	1-4	250	3	8	11	11.0	2	2	5	1	2	7	7.0
MISS. VALLEY ST.	11/13/12	*	15	2-3	667	0-0	.000	1-2	500	1	7	8	9.5	4	0	3	0	0	5	6.0
NORTH CAROLINA A&T	11/18/12	*	16	3-6	500	0-0	.000	0-0	.000	4	3	7	8.7	1	3	2	0	3	6	6.0
CAMPBELL	11/20/12	*	13	1-4	250	0-1	.000	0-0	.000	1	5	6	8.0	4	1	3	3	0	2	5.0
vs Iowa State	11/23/12	*	17	2-5	400	0-1	.000	0-0	.000	2	4	6	7.6	4	0	0	3	1	4	4.8
vs Oregon	11/24/12	*	24	0-2	000	0-0	.000	2-2	1,000	2	3	5	7.2	4	1	1	1	1	2	4.3
ALABAMA	12/01/12	*	15	0-3	000	0-2	.000	0-0	.000	0	2	2	6.4	1	1	1	4	1	0	3.7
UALR	12/6/12	*	29	3-5	600	0-1	.000	1-4	250	2	2	4	6.1	1	4	1	0	4	7	4.1
UMES	12/8/12	*	22	4-8	500	1-2	.500	0-0	.000	2	5	7	6.2	0	2	3	3	1	9	4.7
at Marshall	12/15/12	*	20	5-6	833	0-0	.000	0-0	.000	1	0	1	5.7	3	3	1	0	3	10	5.2
vs Xavier	12/19/12	*	18	0-0	000	0-0	.000	0-0	.000	0	5	5	5.6	5	2	1	0	1	0	4.7
WRIGHT STATE	12/22/12	*	26	4-10	400	0-3	.000	1-2	500	3	4	7	5.8	1	1	3	2	0	9	5.1
NEW MEXICO	12/27/12	*	21	0-6	000	0-0	.000	0-0	.000	3	5	8	5.9	0	1	0	1	3	0	4.7
at PITT	12/31/12	*	20	1-3	333	0-0	.000	2-2	1,000	1	2	3	5.7	2	0	0	1	1	4	4.6
ST. JOHN'S	1/5/13	*	16	0-2	000	0-0	.000	0-0	.000	0	1	1	5.4	4	0	2	0	0	0	4.3
at Rutgers	1/12/13	24	2-4	500	0-0	.000	2-4	500	4	4	8	5.6	2	1	0	2	0	6	4.4	
at DePaul	01-15-13	12	0-0	000	0-0	.000	2-2	1,000	1	3	4	5.5	3	1	2	1	0	2	4.3	
MARQUETTE	1/19/13	16	2-3	667	0-0	.000	0-1	.000	1	2	3	5.3	5	0	1	1	0	4	4.3	
at Syracuse	1/21/13	14	1-3	333	0-0	.000	2-2	1,000	1	4	5	5.3	0	1	1	0	0	4	4.3	
RUTGERS	1/30/13	*	26	3-8	375	0-0	.000	1-2	500	4	3	7	5.4	2	3	3	6	1	7	4.4
at Seton Hall	2/2/13	*	20	1-1	1,000	0-0	.000	1-2	500	2	3	5	5.4	1	4	2	1	3	3	4.3
at Providence College	2/6/13	*	20	2-4	500	0-0	.000	1-3	333	1	8	9	5.5	4	3	0	0	0	5	4.4
PITT	2/9/13	*	7	1-3	333	0-0	.000	1-1	1,000	1	0	1	5.3	0	1	1	0	0	3	4.3
VILLANOVA	2/12/13	21	0-0	000	0-0	.000	0-0	.000	0	3	3	5.3	3	1	3	1	0	0	4.1	
GEORGETOWN	2/15/13	*	21	1-3	333	0-0	.000	3-8	375	5	3	8	5.4	2	2	2	3	1	5	4.2
at UCONN	2/21/13	*	21	2-3	667	0-0	.000	0-0	.000	0	3	3	5.3	5	1	3	1	0	4	4.2
at Notre Dame	2-24-13	*	17	1-3	333	0-0	.000	0-0	.000	1	1	2	5.1	5	0	2	2	0	2	4.1
vs Providence	3/13/13	14	0-1	000	0-0	.000	0-0	.000	0	1	4	5	5.1	2	1	2	1	1	0	3.9
vs Georgetown	3/14/13	13	1-2	500	0-0	.000	1-2	500	1	3	4	5.1	2	0	0	1	0	3	3.9	
vs Creighton	3/22/13	22	1-3	333	0-0	.000	0-0	.000	0	1	3	4	5.1	5	0	3	2	2	2	3.8
Totals		22	564	46-110	418	1-11	.091	22-43	512	49	103	152	5.1	78	44	54	41	29	115	3.8

2011-12 (SOPHOMORE SEASON)

Opponent	Date	gs	min	Total		3-Pointers		Free throws		Rebounds				pf	a	t/o	blk	stl	pts	avg
				fg/fga	pct	3fg/3fga	pct	ft/fta	pct	off	def	tot	avg							
ALABAMA STATE	11/13/11	*	29	2-3	667	0-1	.000	0-0	.000	0	7	7	7.0	0	3	1	3	3	4	4.0
JACKSONVILLE STATE	11/15/11	*	29	2-3	667	0-0	.000	3-5	600	5	4	9	8.0	5	3	2	3	2	7	5.5
PRESBYTERIAN	11/19/11	*	31	4-8	500	0-0	.000	1-2	500	5	4	9	8.3	5	1	3	2	3	9	6.7
NORTHWESTERN STATE	11/21/11	*	25	1-5	200	0-1	.000	1-4	250	1	6	7	8.0	1	1	1	1	3	1	3.8
MARSHALL	11/25/11	*	33	4-5	800	0-0	.000	0-0	.000	3	3	6	7.6	3	1	3	1	2	8	6.2
MIAMI (OHIO)	11/29/11	*	35	1-4	250	0-0	.000	0-1	.000	0	3	3	6.8	1	0	1	0	1	2	5.5
at Georgia	12/02/11	18	0-2	000	0-1	.000	0-0	.000	0	2	2	6.1	5	0	1	2	0	0	4.7	
at Xavier	12/10/11	*	12	0-0	000	0-0	.000	0-0	.000	0	2	2	5.6	3	0	1	0	0	0	4.1
at Wright State	12/14/11	*	20	4-5	800	0-0	.000	3-6	500	5	4	8	5.9	5	1	2	3	0	11	4.9
RADFORD	12/17/11	*	21	2-3	667	0-0	.000	2-4	500	0	2	2	5.5	2	0	0	4	0	6	5.0
ARKANSAS-PINE BLUFF	12/21/11	*	15	2-3	667	0-0	.000	0-1	.000	4	4	8	5.7	3	1	2	0	2	4	4.9
CHICAGO STATE	12/23/11	18	4-4	1,000	0-0	.000	3-3	1,000	1	2	3	5.5	1	2	3	2	0	11	5.4	
vs Oklahoma	12/29/11	*	13	1-3	333	0-0	.000	0-0	.000	1	1	2	5.2	5	0	1	0	0	2	5.2
at Pittsburgh	01/01/12	*	32	3-9	333	0-1	.000	0-0	.000	3	4	7	5.4	4	1	3	3	2	6	5.2
NOTRE DAME	01/04/12	*	23	1-4	250	0-2	.000	3-4	750	2	5	7	5.5	2	0	1	0	0	5	5.2
ST. JOHN'S	01/07/12	*	21	2-3	667	0-0	.000	0-0	.000	1	0	1	5.2	4	2	1	1	1	4	5.1
at Georgetown	01/09/12	26	2-3	667	0-1	.000	3-4	750	0	0	0	4.9	4	0	1	0	1	7	5.2	
VILLANOVA	01/14/12	*	26	4-6	667	0-0	.000	0-0	.000	1	2	3	4.8	4	3	0	2	2	8	5.4
at Connecticut	1/18/12	*	19	0-1	000	0-0	.000	0-0	.000	3	1	4	4.7	4	1	0	1	0	1	5.1
at West Virginia	1/21/12	*	25	3-5	600	0-0	.000	0-0	.000	2	1	3	4.7	4	3	0	0	0	6	5.2
SYRACUSE	01/23/12	*	27	2-7	286	0-0	.000	0-0	.000	2	0	2	4.5	2	3	4	1	1	4	5.1
at Rutgers	01/28/12	*	17	0-3	000	0-0	.000	0-2	.000	1	2	3	4.5	4	2	2	1	2	0	4.9
DEPAUL	02/04/12	23	5-5	1,000	0-0	.000	4-8	500	2	2	4	4.4	2	1	0	2	2	14	5.3	
at St. John's	2/8/12	6	1-3	333	0-0	.000	1-2	500	1	0	1	4.3	0	0	0	1	0	3	5.2	
at Marquette	2/11/12	16	4-8	500	0-0	.000	2-2	1,000	5	3	8	4.4	4	0	4	1	1	10	5.4	
PROVIDENCE	2/15/12	12	4-4	1,000	0-0	.000	0-0	.000	3	1	4	4.4	2	1	0	0	0	8	5.5	
SETON HALL	02/18/12	18	1-4	250	0-0	.000	0-0	.000	1	1	2	4.3	3	4	2	0	0	2	5.3	
LOUISVILLE	02/23/12	20	0-2	000	0-0	.000	2-4	500	2	4	6	4.4	3	0	0	1	1	2	5.2	
at USF	2/26/12	26	3-6	500	0-0	.000	2-2	1,000	4	3	7	4.5	3	0	2	1	2	8	5.3	
MARQUETTE	02/29/12	13	3-3	1,000	0-0	.000	0-0	.000	2	2	4	4.5	2	0	0	7	1	6	5.3	
at Villanova	03/03/12	*	17	3-6	500	0-0	.000	0-1	.000	1	0	1	4.4	5	0	2	0	0	6	5.4
vs GEORGETOWN	3/8/12	21	1-3	333	0-0	.000	3-4	750	3	0	3	4.3	1	2	3	1	0	5	5.3	
vs Syracuse	3/9/12	16	2-4	500	0-0	.000	0-2	.000	4	0	4	4.3	4	2	2	3	0	4	5.3	
vs Louisville	3/10/12	28	0-2	000	0-0	.000	0-0	.000	0	4	4	4.3	3	0	2	6	1	0	5.1	
vs Texas	3/16/12	14	1-3	333	0-0	.000	0-2	.000	2	2	4	4.3	4	0	0	0	0	2	5.1	
vs Florida State	3/18/12	15	1-1	1,000	0-0	.000	1-2	500	0	0	0	4.2	4	1	1	2	1	3	5.0	
vs Ohio State	3/22/12	20	4-5	800	0-0	.000	0-0	.000	3	3	6	4.2	5	0	4	4	0	8	5.1	
Totals		20	780	77-148	520	0-7	.000	34-65	523	72	84	156	4.2	116	39	55	61	33	188	5.1

2010-11 (FRESHMAN SEASON)

Opponent	Date	gs	min	Total		3-Pointers		Free throws		Rebounds				pf	a	t/o	blk	stl	pts	avg
				fg/fga	pct	3fg/3fga	pct	ft/fta	pct	off	def	tot	avg							
MOUNT ST. MARY'S	11/15/10	26	0-3	.000	0-1	.000	0-0	.000	1	3	4	4	0	3	2	0	2	3	0	0.0
IPFW	11/20/10	8	0-0	.000	0-0	.000	1-2	.500	0	1	1	2.5	0	0	0	0	0	0	1	0.5
FLORIDA A&M	11/22/10	10	0-1	.000	0-0	.000	1-2	.500	0	2	2	2.3	4	1	1	0	0	1	0.7	1.0
SAVANNAH STATE	11/24/10	3	0-1	.000	0-0	.000	0-0	.000	0	1	1	2.0	0	0	1	0	0	0	0	0.5
vs Dayton	11/27/10	18	2-2	1.000	0-0	.000	1-5	.200	3	4	7	3.0	3	1	1	2	1	5	1.4	1.5
WRIGHT STATE	12/01/10	14	1-2	.500	0-0	.000	0-0	.000	2	1	3	3.0	3	2	0	1	2	2	2	5.4
at TOLEDO	12/04/10	11	0-0	.000	0-0	.000	2-4	.500	0	0	0	2.6	3	0	1	0	2	2	1.6	1.0
UTAH VALLEY	12/11/10	10	1-1	1.000	0-0	.000	0-0	.000	0	4	4	2.8	3	0	2	1	0	2	1.6	1.6
GEORGIA SOUTHERN	12/14/10	17	2-3	.667	0-0	.000	0-1	.000	2	3	5	3.0	1	3	0	0	0	4	1.9	1.9
at Oklahoma	12/18/10	6	1-1	1.000	0-0	.000	0-1	.000	0	1	1	2.8	1	0	1	0	0	0	2.1	1.9
at Miami	12/21/10	7	1-1	1.000	0-0	.000	0-0	.000	0	1	1	2.6	2	0	0	0	0	0	2.1	1.9
ST. FRANCIS (PA.)	12/23/10	15	3-5	.600	1-2	.500	0-0	.000	2	2	4	2.8	2	1	3	1	1	7	2.3	2.3
DEPAUL UNIVERSITY	12/28/10	8	0-2	.000	0-0	.000	0-0	.000	0	1	1	2.6	3	1	0	0	0	0	0	2.2
SETON HALL	12/31/10	2	0-0	.000	0-0	.000	0-0	.000	0	1	1	2.5	1	0	0	0	0	0	0	2.0
XAVIER UNIVERSITY	01/06/11	2	0-0	.000	0-0	.000	0-0	.000	0	0	0	2.3	1	0	0	0	0	0	0	1.9
at Villanova	01/09/11	22	1-1	1.000	0-0	.000	1-2	.500	1	2	3	2.4	1	0	1	1	2	3	1.9	3.0
USF	01/12/11	10	1-1	1.000	0-0	.000	1-2	.500	0	0	0	2.2	1	1	2	1	2	3	2	3.0
at Syracuse	1/15/11	12	1-4	.250	0-0	.000	0-0	.000	1	1	2	2.2	1	1	0	0	0	0	2	2.0
at Notre Dame	1-19-11	10	0-0	.000	0-0	.000	0-0	.000	1	1	2	2.2	4	0	0	0	0	0	0	1.9
at St. John's	01/22/11	29	4-6	.667	0-0	.000	0-0	.000	1	5	6	2.4	4	1	2	1	2	8	2.2	2.2
RUTGERS	01/26/11	11	1-1	1.000	0-0	.000	0-0	.000	0	0	0	2.3	1	0	1	0	0	0	2	2.2
WEST VIRGINIA	01/29/11	12	0-0	.000	0-0	.000	0-0	.000	0	0	0	2.2	5	0	0	0	0	0	0	2.1
at PITT	02/05/11	17	4-6	.667	0-0	.000	0-1	.000	4	2	6	2.3	5	2	4	1	2	8	2.3	2.3
at DePaul University	02-08-11	2	0-0	.000	0-0	.000	0-0	.000	0	0	0	2.3	1	0	1	0	0	0	0	2.3
ST. JOHN'S	02/13/11	27	1-3	.333	0-0	.000	0-1	.000	3	3	6	2.4	0	1	1	1	3	2	2	2.2
LOUISVILLE	02/16/11	20	1-2	.500	0-0	.000	1-3	.333	1	3	4	2.5	0	3	1	0	1	3	2.3	2.3
at Providence College	2/19/11	15	2-3	.667	0-0	.000	1-2	.500	0	4	4	2.5	1	0	1	0	1	5	2.4	2.4
at Georgetown	02/23/11	29	3-9	.333	0-0	.000	0-1	.000	2	4	6	2.6	3	2	1	1	2	6	2.5	2.5
CONNECTICUT	02/27/11	19	2-2	1.000	0-0	.000	0-0	.000	1	3	4	2.7	2	2	6	2	0	4	2.6	2.6
at Marquette	3/2/11	10	2-5	.400	0-0	.000	0-0	.000	2	2	0	2.7	2	0	1	0	2	4	2.6	2.6
GEORGETOWN	03/05/11	7	0-0	.000	0-0	.000	1-2	.500	0	1	1	2.6	2	0	0	0	0	0	1	2.5
vs USF	3/9/2011	7	1-2	.500	0-0	.000	0-0	.000	1	0	1	2.6	3	0	1	0	0	0	2	2.5
vs Miami	03/10/11	14	2-4	.500	0-0	.000	0-4	.000	1	1	2	2.5	2	0	2	0	1	4	2.6	2.6
vs Missouri	03/17/11	12	2-3	.667	0-0	.000	0-0	.000	1	3	4	2.6	0	0	1	0	0	4	2.6	2.6
vs Connecticut	03/19/11	10	0-0	.000	0-0	.000	0-0	.000	0	0	0	2.5	3	0	1	0	0	0	0	2.5
Totals		0	452	39-74	.527	1-3	.333	10-33	.303	30	58	88	25	71	24	36	18	26	89	25.4



TROY CAUPAIN

FR. • G • 6-3 • 200
MIDLOTHIAN, VA.
COSBY HIGH SCHOOL

10

Prior to Cincinnati: Played three seasons at Cosby High School in Midlothian, Va., where he finished as the school's leader in career rebounds (347) and assists (230) while ranking second in career points (1,449) ... Averaged 26.0 points, 15.1 rebounds and 3.5 assists during his senior season, helping the Titans to a 26-6 record and a district championship ... Scored a career-high 48 points against Matoaca High School as a senior ... Named a two-time Dominican District player of the year ... Tabbed the Central Region player of the year and earned first team all-state honors

... Named a Top 50 shooting guard by 247Sports.com ... coached by Ron Carr.

Personal: Troy Caupain ... born Nov. 29, 1995 in New York, N.Y. ... son of Renee and Troy Caupain Sr. ... majoring in communications.

CAUPAIN'S SEASON & CAREER HIGHS

2013-14 Season		Career
2 vs. NC Central, 11/8/13	Pts	2 vs. NC Central, 11/8/13
3 vs. NC Central, 11/8/13	FG Atts	3 vs. NC Central, 11/8/13
0	FG Made	0
1 vs. NC Central, 11/8/13	3PT-FG Atts	1 vs. NC Central, 11/8/13
0	3PT-FG Made	0
2 vs. NC Central, 11/8/13	Rebs	2 vs. NC Central, 11/8/13
2 vs. NC Central, 11/8/13	Assts	2 vs. NC Central, 11/8/13
0	Stls	0
0	Blks	0
13 vs. NC Central, 11/8/13	Mins	13 vs. NC Central, 11/8/13

CAUPAIN'S MISCELLANEOUS STATISTICS

Category	2013-14	Career
Double-Figure Scoring Games	0	0
Double-Figure Rebounding Games	0	0
Double-Double Games	0	0
20-Point Scoring Games	0	0
Games Led UC in Scoring	0	0
Games Led UC in Rebounding	0	0
Games Led UC in Assists	0	0
Games With 3+ Assists	0	0
Games With 3+ Blocks	0	0
Games With 3+ Steals	0	0
Games With 3+ Three-Pointers	0	0

GAME-BY-GAME STATISTICS

2013-14 (FRESHMAN SEASON)

Opponent	Date	gs	min	Total		3-Pointers		Free throws		Rebounds			pf	a	t/o	blk	stl	pts	avg
				fg-fga	pct	3fg-fga	pct	ft-fa	pct	off	def	tot							
NORTH CAROLINA CENT	11/08/13	13		0-3	.000	0-1	.000	2-2	1.000	0	2	2	2.0	0	2	1	0	0	2 2.0
Totals		0	13	0-3	.000	0-1	.000	2-2	1.000	0	2	2	2.0	0	2	1	0	0	2 2.0

CAUPAIN'S CAREER STATISTICS

			Total		3-Point		F-Throws		Rebounds											Scoring	
Season	gp-gs	min/avg	fg-fga	pct	fg-fga	pct	ft-fa	pct	off	def	tot	avg	pf	fo	ast	to	blk	stl	pts	avg	
2013-14	1-0	13/13.0	0-3	.000	0-1	.000	2-2	1.000	0	2	2	2.0	0	0	2	1	0	0	2	2.0	
TOTAL	1-0	13/13.0	0-3	.000	0-1	.000	2-2	1.000	0	2	2	2.0	0	0	2	1	0	0	2	2.0	

POPE JOHN XXIII HIGH SCHOOL (N.I.)

11

Personal: Jermaine Jerome Lawrence ... born Feb. 3, 1995 in Queens, New York ... son of Marcia and Christopher Lawrence ... has one sister (Joenielle) and one brother (Jason) ... majoring in communications.

2013-14 Season


2013-14 Season		Career
6 vs. NC Central, 11/8/13	Pts	6 vs. NC Central, 11/8/13
4 vs. NC Central, 11/8/13	FG Atts	4 vs. NC Central, 11/8/13
1 vs. NC Central, 11/8/13	FG Made	1 vs. NC Central, 11/8/13
0	3PT-FG Atts	0
0	3PT-FG Made	0
2 vs. NC Central, 11/8/13	Rebs	2 vs. NC Central, 11/8/13
1 vs. NC Central, 11/8/13	Assts	1 vs. NC Central, 11/8/13
2 vs. NC Central, 11/8/13	Stls	2 vs. NC Central, 11/8/13
0	Blks	0
17 vs. NC Central, 11/8/13	Mins	17 vs. NC Central, 11/8/13

Category	2013-14	Career
Double-Figure Scoring Games	0	0
Double-Figure Rebounding Games	0	0
Double-Double Games	0	0
20-Point Scoring Games	0	0
Games Led UC in Scoring	0	0
Games Led UC in Rebounding	0	0
Games Led UC in Assists	0	0
Games With 3+ Assists	0	0
Games With 3+ Blocks	0	0
Games With 3+ Steals	0	0
Games With 3+ Three-Pointers	0	0

2013-14 (FRESHMAN SEASON)

Opponent	Date			Total		3-Pointers		Free throws		Rebounds									
		gs	min	fg-fga	pct	3fg-fga	pct	ft-fra	pct	off	def	tot	avg	pf	a to	blk	stl	pts	avg
NORTH CAROLINA CENT	11/08/13	17	1-4	250	0-0	000	4-5	.800	1	1	2	2.0	3	1	0	0	2	6	6.0
Totals		0	17	1-4	250	0-0	000	4-5	.800	1	1	2	2.0	3	1	0	0	2	6.0

			Total		3-Point		F-Throws		Rebounds										Scoring	
Season	gp-gs	min/avg	fg-fga	pct	fg-fga	pct	ft-fta	pct	off	def	tot	avg	pf	fo	ast	to	blk	stl	pts	avg
2013-14	1-0	17/17.0	1-4	.250	0-0	.000	4-5	.800	1	1	2	2.0	3	0	1	0	0	2	6	6.0
TOTAL	1-0	17/17.0	1-4	.250	0-0	.000	4-5	.800	1	1	2	2.0	3	0	1	0	0	2	6	6.0



GE'LAWN GUYN

JR. • G • 6-2 • 185

LEXINGTON, KY.

SOUTH KENT PREP (CONN.)

14

Pronunciation: JEE-lawn Gwynn

2013-14 Season (Junior): Made his first career start, posting six points with three assists in 23 minutes against NC Central (11/8).

2012-13 Season (Sophomore): Played in a career-high 33 games without a start, averaging 10.2 minutes ... shot 15 of 18 (83.3 percent) from the free-throw line ... scored a season-high eight points and grabbed four rebounds against North Carolina A&T (11/18) ... had six points to go with three steals and three assists against Arkansas-Little Rock (12/6) ... played a career-high 30 minutes against Marquette (1/19) ... made a three-pointer in six of the last seven regular-season games.

2011-12 Season (Freshman): Played in 32 games without a start, averaging 10.1 minutes ... scored a season-high 11 points on 4-of-6 shooting with two three-pointers to go with a season-high four rebounds and a season-high seven assists in 19 minutes against Chicago State (12/23) ... swiped 12 of 18 steals on the season during conference play ... netted 10 points on 3-of-4 shooting with two three-pointers against Northwestern State (11/21) ... tallied eight points with two steals against Arkansas-Pine Bluff (12/21) ... sat out three games

after suffering a head injury at Georgetown (1/9) ... scored a conference-play season-high six points on 3-of-5 shooting at Marquette (2/11).

Prior to Cincinnati: Averaged 16 points, six rebounds and nine assists during his one season at South Kent Prep (2010-11) ... averaged nearly 16 points as a senior while helping Scott County High School (Ky.) to a 30-8 record and the state championship semifinals (2009-10) ... ranked among the Top 50 shooting guards in the nation by Scout.com ... listed as a three-star prospect by Scout.com and Rivals.com ... chose to attend Cincinnati over Baylor, Dayton, Iowa State, Providence, Rutgers and South Florida.

Personal: Ge'Lawn Rakeem Guyn ... born Nov. 24, 1990 in Lexington, Ky. ... son of Rebecca and George Guyn ... has five brothers: Algernon Aderson, General Guyn, Elishawn Guyn, Octavier Guyn and Jameal Withrow and a sister, Tereka Guyn ... majoring in criminal justice.

GUYN'S SEASON & CAREER HIGHS

2013-14 Season		Career
6 vs. NC Central, 11/8/13	Pts	11 vs. Chicago State, 12/23/11
7 vs. NC Central, 11/8/13	FG Atts	7, 2x (last vs. NC Central, 11/8/13)
2 vs. NC Central, 11/8/13	FG Made	4 vs. Chicago State, 12/23/11
4 vs. NC Central, 11/8/13	3PT-FG Atts	4, 2x (last vs. NC Central, 11/8/13)
2 vs. NC Central, 11/8/13	3PT-FG Made	2, 3x (last vs. NC Central, 11/8/13)
1 vs. NC Central, 11/8/13	Rebs	4, 2x (last vs. N.C. A&T, 11/18/12)
3 vs. NC Central, 11/8/13	Assts	7 vs. Chicago State, 12/23/11
0	Stls	3 vs. Arkansas Little-Rock, 12/6/12
0	Blks	2 vs. UT Martin, 11/11/12
23 vs. NC Central, 11/8/13	Mins	30 vs. Marquette, 1/19/13

GUYN'S MISCELLANEOUS STATISTICS

Category	2013-14	Career
Double-Figure Scoring Games	0	2
Double-Figure Rebounding Games	0	0
Double-Double Games	0	0
20-Point Scoring Games	0	0
Games Led UC in Scoring	0	0
Games Led UC in Rebounding	0	0
Games Led UC in Assists	0	1
Games With 3+ Assists	0	1
Games With 3+ Blocks	0	0
Games With 3+ Steals	0	1
Games With 3+ Three-Pointers	0	0

GAME-BY-GAME STATISTICS

2013-14 (JUNIOR SEASON)

Opponent	Date	gs	min	Total		3-Pointers		Free throws		Rebounds										
				fg-fga	pct	3fg-fga	pct	ft-fa	pct	off	def	tot	avg	pf	a	t/o	blk	stl	pts	avg
NORTH CAROLINA CENT	11/08/13	*	23	2-7	.286	2-4	.500	0-0	.000	0	1	1	1.0	3	3	0	0	0	6	6.0
Totals		1	23	2-7	.286	2-4	.500	0-0	.000	0	1	1	1.0	3	3	0	0	0	6	6.0

GUYN'S CAREER STATISTICS

Season	gp-gs	min/avg	Total	3-Point	F-Throws	Rebounds	Scoring													
			fg-fga	pct	fg-fga	pct	ft-fa	pct	off	def	tot	avg	pf	fo	ast	to	blk	stl	pts	avg
2011-12	32-0	322/10.1	27-69	.391	9-33	.273	9-14	.643	5	21	26	0.8	36	0	20	19	0	18	72	2.3
2012-13	33-0	335/10.2	27-73	.370	11-38	.289	15-18	.833	2	24	26	0.8	44	0	14	18	5	11	80	2.4
2013-14	1-1	23/23.0	2-7	.286	2-4	.500	0-0	.000	0	1	1	1.0	3	0	3	0	0	0	6	6.0
TOTAL	66-1	680/10.3	56-149	.376	22-75	.293	24-32	.750	7	46	53	0.8	83	0	37	37	5	29	158	2.4

PLAYER GAME-BY-GAME STATISTICS


14 - GE'LAWN GUYN • G • 6-2 • 185 • JR. • LEXINGTON, KY.

2012-13 (SOPHOMORE SEASON)

Opponent	Date	gs	min	Total		3-Pointers		Free throws		Rebounds			pf	a	t/o	blk	stl	pts	avg	
				fg-fga	pct	3fg-fga	pct	ft-fa	pct	off	def	tot								
UT MARTIN	11/11/12	17	1-2	.500	1-1	1.000	1-2	.500	0	2	2	2.0	3	1	1	2	0	4	4.0	
MISS. VALLEY ST.	11/13/12	20	1-2	.500	0-0	.000	2-2	1.000	0	1	1	1.5	3	1	1	0	1	4	4.0	
NORTH CAROLINA A&T	11/18/12	17	3-5	.600	1-2	.500	1-1	1.000	0	4	4	2.3	1	1	1	0	1	8	5.3	
CAMPBELL	11/20/12	8	2-3	.667	0-0	.000	1-2	.500	0	1	2.0	0	0	1	0	0	0	5	5.3	
vs Iowa State	11/23/12	12	1-2	.500	1-2	.500	0-0	.000	0	0	1.6	1	0	1	0	0	0	3	4.8	
vs Oregon	11/24/12	13	0-2	.000	0-1	.000	0-0	.000	0	0	1.3	1	2	0	0	0	0	0	4.0	
ALABAMA	12/01/12	12	1-2	.500	0-0	.000	0-0	.000	0	1	1.3	3	0	0	0	1	2	3.7		
UALR	12/6/12	18	2-4	.500	1-3	.333	1-1	1.000	0	1	1.3	2	3	3	0	3	6	4.0		
UMES	12/8/12	14	0-4	.000	0-3	.000	0-0	.000	0	1	1.2	3	0	2	0	0	0	0	3.6	
at Marshall	12/15/12	6	0-1	.000	0-1	.000	0-0	.000	0	0	1.1	0	0	0	0	0	0	0	3.2	
vs Xavier	12/19/12	5	1-2	.500	0-1	.000	0-0	.000	0	0	1.0	1	0	0	0	0	0	2	3.1	
WRIGHT STATE	12/22/12	9	0-2	.000	0-1	.000	0-0	.000	0	1	1.0	0	1	0	0	1	0	0	2.8	
NEW MEXICO	12/27/12	4	0-0	.000	0-0	.000	0-0	.000	0	0	0.9	0	0	0	0	0	0	0	2.6	
at PITT	12/31/12	10	0-1	.000	0-1	.000	0-0	.000	0	0	0.9	2	0	0	0	0	0	0	2.4	
NOTRE DAME	1/7/13	7	1-3	.333	1-2	.500	0-0	.000	0	1	0.9	1	0	0	0	0	0	3	2.5	
at Rutgers	1/12/13	8	0-0	.000	0-0	.000	0-0	.000	0	0	0.8	2	1	0	0	0	0	0	2.3	
at DePaul	01-15-13	14	2-3	.667	0-0	.000	3-4	.750	0	2	0.9	3	0	2	0	0	0	7	2.6	
MARQUETTE	1/19/13	30	0-4	.000	0-2	.000	2-2	1.000	0	2	0.9	3	2	0	0	1	2	2	2.6	
at Syracuse	1/21/13	9	0-1	.000	0-1	.000	0-0	.000	0	1	0.9	0	0	1	0	0	0	0	2.4	
RUTGERS	1/30/13	16	1-3	.333	0-2	.000	3-3	1.000	0	0	0.9	1	0	1	0	0	0	5	2.6	
at Seton Hall	2/2/13	5	0-1	.000	0-1	.000	0-0	.000	0	1	0.9	1	0	1	0	1	0	0	2.4	
at Providence College	2/6/13	4	0-0	.000	0-0	.000	0-0	.000	0	0	0.9	0	0	0	0	0	0	0	2.3	
PITT	2/9/13	6	1-2	.500	0-0	.000	1-1	1.000	0	1	0.9	0	0	0	1	0	3	2.3		
VILLANOVA	2/12/13	7	2-3	.667	1-2	.500	0-0	.000	0	0	0.8	0	1	0	0	0	0	5	2.5	
GEORGETOWN	2/15/13	2	0-2	.000	0-1	.000	0-0	.000	0	1	0.8	1	0	2	0	0	0	0	2.4	
at UCONN	2/21/13	11	2-7	.286	1-4	.250	0-0	.000	0	1	0.8	1	0	0	0	1	0	5	2.5	
at Notre Dame	2-24-13	12	1-3	.333	1-2	.500	0-0	.000	0	2	0.9	1	0	0	0	0	0	3	2.5	
UCONN	03/02/13	8	1-3	.333	1-2	.500	0-0	.000	0	1	0.9	3	0	0	0	0	0	3	2.5	
at LOUISVILLE	3/4/13	8	1-1	1.000	1-1	1.000	0-0	.000	0	0	0.9	1	0	1	0	2	3	2.5		
USF	3/9/13	10	1-2	.500	1-1	1.000	0-0	.000	0	0	0.8	0	0	0	0	1	0	3	2.5	
vs Providence	3/13/13	4	1-1	1.000	0-0	.000	0-0	.000	1	0	0.8	4	0	0	0	0	0	2	2.5	
vs Georgetown	3/14/13	6	0-0	.000	0-0	.000	0-0	.000	0	0	0.8	1	1	0	0	0	0	0	2.4	
vs Creighton	3/22/13	3	1-2	.500	0-1	.000	0-0	.000	0	0	0.8	1	0	0	0	0	0	0	2.4	
Totals		0	335	27-73	.370	11-38	.289	15-18	.833	2	24	26	0.8	44	14	18	5	11	80	2.4

2011-12 (FRESHMAN SEASON)

Opponent	Date	gs	min	Total		3-Pointers		Free throws		Rebounds			pf	a	t/o	blk	stl	pts	avg	
				fg-fga	pct	3fg-fga	pct	ft-fa	pct	off	def	tot								avg
ALABAMA STATE	11/13/11	14	1-4	.250	0-2	.000	1-2	.500	0	0	0	0.0	1	1	1	0	0	3	3.0	
JACKSONVILLE STATE	11/15/11	5	0-0	.000	0-0	.000	0-0	.000	0	0	0	0.0	3	2	2	0	0	0	1.5	
PRESBYTERIAN	11/19/11	6	0-1	.000	0-1	.000	0-0	.000	0	1	1	0.3	0	1	0	0	0	0	1.0	
NORTHWESTERN STATE	11/21/11	19	3-4	.750	2-2	1.000	2-2	1.000	0	1	1	0.5	2	1	1	0	0	10	3.3	
MARSHALL	11/25/11	6	1-1	1.000	1-1	1.000	0-1	.000	0	0	0	0.4	1	0	0	0	1	3	3.2	
MIAMI (OHIO)	11/29/11	18	1-4	.250	0-1	.000	0-1	.000	1	1	2	0.7	1	0	0	0	1	2	3.0	
at Georgia	12/02/11	12	0-1	.000	0-1	.000	0-0	.000	0	1	1	0.7	3	0	0	0	0	0	2.6	
at Xavier	12/10/11	12	0-4	.000	0-1	.000	0-0	.000	0	1	1	0.8	1	1	0	0	0	0	2.3	
RADFORD	12/17/11	16	3-6	.500	0-1	.000	1-1	1.000	0	0	0	0.7	2	0	2	0	1	7	2.8	
ARKANSAS-PINE BLUFF	12/21/11	17	3-6	.500	1-1	1.000	1-1	1.000	1	0	1	0.7	2	1	0	0	2	8	3.3	
CHICAGO STATE	12/23/11	19	4-6	.667	2-4	.500	1-2	.500	2	2	4	1.0	1	7	1	0	1	11	4.0	
vs Oklahoma	12/29/11	9	0-1	.000	0-0	.000	0-0	.000	0	0	0	0.9	1	0	0	0	0	0	3.7	
at Pittsburgh	01/01/12	10	0-1	.000	0-1	.000	0-0	.000	0	1	1	0.9	3	0	0	0	0	0	3.4	
NOTRE DAME	01/04/12	9	1-3	.333	1-2	.500	0-0	.000	0	1	1	0.9	0	0	0	0	2	3	3.4	
ST. JOHN'S	01/07/12	17	2-5	.400	0-2	.000	0-0	.000	0	2	2	1.0	2	0	0	0	2	4	3.4	
at Georgetown	01/09/12	0	0-0	.000	0-0	.000	0-0	.000	0	0	0	0.9	0	0	0	0	0	0	3.2	
SYRACUSE	01/23/12	8	0-1	.000	0-0	.000	0-0	.000	0	0	0	0.9	1	1	2	0	0	0	3.0	
at Rutgers	01/28/12	7	0-2	.000	0-2	.000	0-0	.000	0	0	0	0.8	1	0	2	0	1	0	2.8	
DEPAUL	02/04/12	6	0-0	.000	0-0	.000	0-0	.000	0	1	1	0.8	1	0	0	0	0	0	2.7	
at St. John's	2/8/12	15	1-2	.500	0-1	.000	1-2	.500	0	2	2	0.9	2	2	0	0	1	3	2.7	
at Marquette	2/11/12	13	3-5	.600	0-1	.000	0-0	.000	0	1	1	0.9	0	0	1	0	0	6	2.9	
PROVIDENCE	2/15/12	12	2-3	.667	0-1	.000	0-0	.000	0	2	2	1.0	2	1	1	0	0	4	2.9	
SETON HALL	02/18/12	9	1-3	.333	1-3	.333	0-0	.000	0	0	0	0.9	0	0	0	0	0	3	2.9	
LOUISVILLE	02/23/12	11	1-1	1.000	1-1	1.000	0-0	.000	0	0	0	0.9	2	0	2	0	0	3	2.9	
at USF	2/26/12	7	0-1	.000	0-1	.000	2-2	1.000	0	0	0	0.8	0	0	0	0	0	2	2.9	
MARQUETTE	02/29/12	10	0-1	.000	0-1	.000	0-0	.000	0	2	2	0.9	1	0	0	0	1	0	2.8	
at Villanova	03/03/12	5	0-0	.000	0-0	.000	0-0	.000	0	0	0	0.9	0	1	0	0	1	0	2.7	
vs GEORGETOWN	3/8/12	5	0-1	.000	0-1	.000	0-0	.000	0	2	2	0.9	0	0	2	0	0	0	2.6	
vs Louisville	3/10/12	10	0-1	.000	0-1	.000	0-0	.000	1	0	1	0.9	1	0	0	0	2	0	2.5	
vs Texas	3/16/12	7	0-1	.000	0-0	.000	0-0	.000	0	0	0	0.9	0	0	0	0	0	0	2.4	
vs Florida State	3/18/12	6	0-0	.000	0-0	.000	0-0	.000	0	0	0	0.8	1	1	1	0	1	0	2.3	
vs Ohio State	3/22/12	2	0-0	.000	0-0	.000	0-0	.000	0	0	0	0.8	1	0	1	0	1	0	2.3	
Totals		0	322	27-69	.391	9-33	.273	9-14	.643	5	21	26	0.8	36	20	19	0	18	72	2.3



JERMAINE SANDERS

JR. • F • 6-5 • 210
FAR ROCKAWAY, N.Y.
RICE HIGH SCHOOL

15

2013-14 Season (Junior): Played a career-high 31 minutes, scoring a career-high 13 points on 4-of-8 shooting with a career-best three three-pointers, four rebounds and three assists in season opener against NC Central (11/8).

2012-13 Season (Sophomore): Played in all 34 games with one start, averaging 12.9 minutes ... saw action in all 18 BIG EAST games ... scored a season-high nine points twice: on 3-of-5 shooting in 15 minutes at Rutgers (1/12) and on 3-of-4 shooting in 22 minutes against Connecticut (3/2) ... grabbed a season-high five rebounds against Arkansas-Little Rock (12/6).

2011-12 Season (Freshman): Played in 28 games without a start, averaging 8.5 minutes ... scored a season-high 12 points, shooting 3-of-4 from the field, 2-of-2 from three-point range and 4-of-4 from the free throw line to go with three rebounds and an assist against Radford (12/17) ... tallied nine points, shooting 3-of-3 from three-point range to go with four rebounds, a steal and an assist at Wright State (12/14) ... netted six points on 3-of-4 shooting against Jacksonville State

(11/15) ... grabbed a season-high seven rebounds against Arkansas-Pine Bluff (12/21) ... handed out a pair of assists against both Syracuse (1/23) and at St. John's (2/8).

Prior to Cincinnati: Named 2011 All-Manhattan Boys Basketball Player of the Year by the New York Post ... named first-team All-New York ... averaged a team-high 18.1 points for Rice High School, leading the team to the CHSAA Class 2A inter-sectional final ... named a four-start prospect by Rivals.com and Scout.com ... tabbed the nation's 25th-best small forward by Scout.com ... tabbed the 131st-best player overall nationally by Rivals.com ... chose to attend Cincinnati over Maryland, Pittsburgh, St. John's and Villanova.

Personal: Jermaine Jameek Sanders ... born Sept. 4, 1992 in Far Rockaway, N.Y. ... son of Lisa Stallings and Jermaine Sanders ... has one brother, Jaquan ... majoring in criminal justice.

SANDERS' SEASON & CAREER HIGHS

2013-14 Season

13 vs. NC Central, 11/8/13	Pts	13 vs. NC Central, 11/8/13
8 vs. NC Central, 11/8/13	FG Atts	8 vs. NC Central, 11/8/13
4 vs. NC Central, 11/8/13	FG Made	4 vs. NC Central, 11/8/13
6 vs. NC Central, 11/8/13	3PT-FG Atts	6 vs. NC Central, 11/8/13
3 vs. NC Central, 11/8/13	3PT-FG Made	3, 2x (last vs. NC Central, 11/8/13)
4 vs. NC Central, 11/8/13	Rebs	7 vs. Arkansas-Pine Bluff, 12/21/11
3 vs. NC Central, 11/8/13	Assts	3, 3x (last last vs. NC Central, 11/8/13)
0	Stls	2, 4x (last vs. UConn, 3/2/13)
0	Blks	1, 5x (last vs. Marquette, 1/19/13)
31 vs. NC Central, 11/8/13	Mins	31 vs. NC Central, 11/8/13

Career

SANDERS' MISCELLANEOUS STATISTICS

Category	2013-14	Career
Double-Figure Scoring Games	1	2
Double-Figure Rebounding Games	0	0
Double-Double Games	0	0
20-Point Scoring Games	0	0
Games Led UC in Scoring	0	0
Games Led UC in Rebounding	0	0
Games Led UC in Assists	0	1
Games With 3+ Assists	1	3
Games With 3+ Blocks	0	0
Games With 3+ Steals	0	0
Games With 3+ Three-Pointers	1	2

GAME-BY-GAME STATISTICS

2013-14 (JUNIOR SEASON)

#15 SANDERS, Jermaine

Opponent	Date	gs	min	Total	3-Pointers	Free throws	Rebounds												
				fg-fga	pct	3fg-fga	pct	ft-fa	pct	off	def	tot	avg	pf	a	tlo	blk	stl	pts
NORTH CAROLINA CENT	11/08/13	31		4-8	.500	3-6	.500	2-3	.667	2	2	4	4.0	2	3	0	0	0	13
Totals		0	31	4-8	.500	3-6	.500	2-3	.667	2	2	4	4.0	2	3	0	0	0	13

SANDERS' CAREER STATISTICS

			Total		3-Point		F-Throws		Rebounds											Scoring	
Season	gp-gs	min/avg	fg-fga	pct	fg-fga	pct	ft-fa	pct	off	def	tot	avg	pf	fo	ast	to	blk	stl	pts	avg	
2011-12	28-0	238/8.5	16-42	.381	7-19	.368	9-18	.500	12	21	33	1.2	11	0	14	13	2	1	48	1.7	
2012-13	34-1	440/12.9	38-103	.369	13-48	.271	17-32	.531	26	45	71	2.1	21	0	26	21	3	11	106	3.1	
2013-14	1-0	31/31.0	4-8	.500	3-6	.500	2-3	.667	2	2	4	4.0	2	0	3	0	0	0	13	13.0	
TOTAL	63-1	709/11.3	58-153	.379	23-73	.315	28-53	.528	40	68	108	1.7	34	0	43	34	5	12	167	2.7	

PLAYER GAME-BY-GAME STATISTICS


15 - JERMAINE SANDERS • F • 6-5 • 210 • JR. • FAR ROCKAWAY, N.J.

2012-13 (SOPHOMORE SEASON)

Opponent	Date	gs	min	Total		3-Pointers		Free throws		Rebounds				pf	a	tlo	blk	stl	pts	avg
				fg-fga	pct	3fg-fga	pct	ft-fa	pct	off	def	tot	avg							
UT MARTIN	11/11/12	14	0-1	.000	0-0	.000	1-2	.500	1	1	2	2.0	0	3	1	0	0	1	1.0	
MISS. VALLEY ST.	11/13/12	13	3-5	.600	0-1	.000	2-3	.667	0	3	3	2.5	0	1	2	0	1	8	4.5	
NORTH CAROLINA A&T	11/18/12	17	1-2	.500	0-1	.000	0-3	.000	1	2	3	2.7	0	1	1	0	0	2	3.7	
CAMPBELL	11/20/12	13	2-3	.667	0-0	.000	0-1	.000	0	2	2	2.5	0	1	1	0	0	4	3.8	
vs Iowa State	11/23/12	19	2-3	.667	2-2	1.000	0-0	.000	1	2	3	2.6	0	2	0	0	0	6	4.2	
vs Oregon	11/24/12	17	2-4	.500	1-1	1.000	2-2	1.000	2	2	4	2.8	0	2	0	0	2	7	4.7	
ALABAMA	12/01/12	9	1-2	.500	0-0	.000	2-2	1.000	0	0	0	2.4	0	0	1	0	0	4	4.6	
UALR	12/6/12	14	2-5	.400	0-1	.000	1-4	.250	2	3	5	2.8	1	3	0	0	2	5	4.6	
UMES	12/8/12	10	1-3	.333	0-1	.000	0-0	.000	0	2	2	2.7	0	0	1	0	0	2	4.3	
at Marshall	12/15/12	13	2-5	.400	0-0	.000	0-0	.000	2	2	4	2.8	2	1	1	0	0	4	4.3	
vs Xavier	12/19/12	4	0-2	.000	0-0	.000	0-0	.000	0	0	0	2.5	0	0	0	0	1	0	3.9	
WRIGHT STATE	12/22/12	6	0-2	.000	0-1	.000	2-2	1.000	1	3	4	2.7	0	0	1	0	0	2	3.8	
NEW MEXICO	12/27/12	5	0-1	.000	0-1	.000	0-0	.000	0	1	1	2.5	2	0	0	0	0	0	3.5	
at PITT	12/31/12	13	0-3	.000	0-1	.000	0-2	.000	0	1	1	2.4	0	1	1	0	1	0	3.2	
ST. JOHN'S	1/5/13	11	1-3	.333	0-1	.000	0-0	.000	0	0	0	2.3	1	0	2	0	0	2	3.1	
NOTRE DAME	1/7/13	16	3-5	.600	2-4	.500	0-0	.000	0	1	1	2.2	0	1	1	0	0	8	3.4	
at Rutgers	1/12/13	15	3-5	.600	1-2	.500	2-2	1.000	2	0	2	2.2	1	0	0	1	0	9	3.8	
at DePaul	01-15-13	19	1-3	.333	0-2	.000	0-1	.000	2	1	3	2.2	1	2	1	0	0	2	3.7	
MARQUETTE	1/19/13	20	2-5	.400	2-4	.500	0-0	.000	1	1	2	2.2	1	1	1	1	1	2	6	3.8
at Syracuse	1/21/13	8	0-2	.000	0-2	.000	0-0	.000	1	2	3	2.3	0	0	0	0	0	0	3.6	
RUTGERS	1/30/13	6	0-1	.000	0-1	.000	0-0	.000	0	2	2	2.2	1	0	0	0	0	0	3.4	
at Seton Hall	2/2/13	9	1-1	1.000	0-0	.000	0-0	.000	0	1	1	2.2	0	0	1	0	0	2	3.4	
at Providence College	2/6/13	10	0-1	.000	0-1	.000	0-0	.000	0	0	0	2.1	2	0	0	0	0	0	3.2	
PITT	2/9/13	17	1-2	.500	1-2	.500	1-2	.500	1	3	4	2.2	0	1	0	0	0	4	3.3	
VILLANOVA	2/12/13	17	2-5	.400	2-4	.500	1-2	.500	2	2	4	2.2	1	1	0	0	0	7	3.4	
GEORGETOWN	2/15/13	17	1-6	.167	0-5	.000	0-0	.000	0	2	2	2.2	2	0	0	0	0	2	3.3	
at UCONN	2/21/13	12	1-1	1.000	0-0	.000	0-0	.000	0	1	1	2.2	1	0	1	0	0	2	3.3	
at Notre Dame	2-24-13	8	0-2	.000	0-1	.000	0-0	.000	0	0	0	2.1	0	1	0	0	0	0	3.2	
UCONN	03/02/13	22	3-4	.750	1-1	1.000	2-2	1.000	3	1	4	2.2	0	0	1	0	2	9	3.4	
at LOUISVILLE	3/4/13	18	0-2	.000	0-1	.000	0-0	.000	1	2	3	2.2	2	2	0	0	0	0	3.3	
USF	3/9/13	17	1-4	.250	0-2	.000	0-0	.000	0	1	1	2.2	0	2	1	0	0	2	3.2	
vs Providence	3/13/13	17	2-7	.286	1-3	.333	1-2	.500	2	0	2	2.2	0	0	1	0	1	6	3.3	
vs Georgetown	3/14/13	12	0-2	.000	0-1	.000	0-0	.000	1	0	1	2.1	2	0	1	0	0	0	3.2	
vs Creighton	3/22/13	2	0-1	.000	0-1	.000	0-0	.000	0	1	1	2.1	1	0	0	0	0	0	3.1	
Totals		1	440	38-103	.369	13-48	.271	17-32	.531	26	45	71	2.1	21	26	21	3	11	106	3.1

2011-12 (FRESHMAN SEASON)

Opponent	Date	gs	min	Total		3-Pointers		Free throws		Rebounds				pf	a	tlo	blk	stl	pts	avg
				fg-fga	pct	3fg-fga	pct	ft-fa	pct	off	def	tot	avg							
ALABAMA STATE	11/13/11	10	0-1	.000	0-0	.000	0-0	.000	0	0	0	0.0	1	0	1	0	0	0	0.0	
JACKSONVILLE STATE	11/15/11	12	3-4	.750	0-0	.000	0-0	.000	1	0	1	0.5	0	1	1	0	0	6	3.0	
PRESBYTERIAN	11/19/11	5	0-0	.000	0-0	.000	0-0	.000	0	0	0	0.3	0	0	0	0	0	0	2.0	
NORTHWESTERN STATE	11/21/11	12	1-1	1.000	0-0	.000	1-3	.333	0	1	1	0.5	0	0	1	0	0	3	2.3	
MARSHALL	11/25/11	5	0-2	.000	0-2	.000	0-1	.000	0	1	1	0.6	0	0	0	0	0	0	1.8	
MIAMI (OHIO)	11/29/11	3	0-0	.000	0-0	.000	1-2	.500	0	1	1	0.7	0	0	0	0	0	1	1.7	
at Georgia	12/02/11	5	0-1	.000	0-1	.000	2-4	.500	0	0	0	0.6	0	0	0	0	0	2	1.7	
at Xavier	12/10/11	2	0-0	.000	0-0	.000	0-0	.000	0	0	0	0.5	0	0	0	0	0	0	1.5	
at Wright State	12/14/11	18	3-3	1.000	3-3	1.000	0-0	.000	1	3	4	0.9	0	1	0	0	1	9	2.3	
RADFORD	12/17/11	22	3-4	.750	2-2	1.000	4-4	1.000	2	1	3	1.1	2	1	1	0	0	12	3.3	
ARKANSAS-PINE BLUFF	12/21/11	25	1-4	.250	0-1	.000	0-0	.000	2	5	7	1.6	0	1	0	0	0	2	3.2	
CHICAGO STATE	12/23/11	17	1-4	.250	1-3	.333	0-0	.000	1	1	2	1.7	1	0	0	0	0	3	3.2	
vs Oklahoma	12/29/11	19	0-5	.000	0-4	.000	0-2	.000	2	1	3	1.8	2	1	1	0	0	0	2.9	
at Pittsburgh	01/01/12	6	0-0	.000	0-0	.000	0-0	.000	0	0	0	1.6	0	0	0	0	1	0	2.7	
NOTRE DAME	01/04/12	2	0-0	.000	0-0	.000	0-0	.000	0	0	0	1.5	0	0	0	0	0	0	2.5	
ST. JOHN'S	01/07/12	11	0-1	.000	0-0	.000	1-2	.500	1	1	2	1.6	1	1	1	0	0	1	2.4	
at Georgetown	01/09/12	5	0-0	.000	0-0	.000	0-0	.000	0	1	1	1.5	0	1	0	0	0	0	2.3	
at Connecticut	1/18/12	6	0-0	.000	0-0	.000	0-0	.000	1	0	1	1.5	1	1	0	0	0	0	2.2	
SYRACUSE	01/23/12	5	0-0	.000	0-0	.000	0-0	.000	0	0	0	1.4	0	2	0	0	0	0	2.1	
at Rutgers	01/28/12	3	0-0	.000	0-0	.000	0-0	.000	0	1	1	1.4	0	0	1	0	0	0	2.0	
at St. John's	2/8/12	13	1-3	.333	0-0	.000	0-0	.000	0	2	2	1.4	2	2	1	0	0	2	2.0	
at Marquette	2/11/12	3	0-2	.000	0-0	.000	0-0	.000	0	1	1	1.4	0	0	0	0	0	0	1.9	
PROVIDENCE	2/15/12	1	0-0	.000	0-0	.000	0-0	.000	0	0	0	1.3	0	0	1	0	0	0	1.8	
LOUISVILLE	02/23/12	4	0-0	.000	0-0	.000	0-0	.000	0	0	0	1.3	0	0	1	0	0	0	1.7	
at Villanova	03/03/12	6	1-3	.333	1-2	.500	0-0	.000	0	0	0	1.2	0	1	0	0	0	3	1.8	
vs Texas	3/16/12	11	1-3	.333	0-1	.000	0-0	.000	1	0	1	1.2	1	1	2	0	0	2	1.8	
vs Florida State	3/18/12	5	1-1	1.000	0-0	.000	0-0	.000	0	1	1	1.2	0	0	1	1	0	2	1.8	
vs Ohio State	3/22/12	2	0-0	.000	0-0	.000	0-0	.000	0	0	0	1.2	0	0	0	0	0	0	1.7	
Totals		0	238	16-42	.381	7-19	.368	9-18	.500	12	21	33	1.2	11	14	13	2	1	48	1.7



SEAN KILPATRICK

R-SR. • G • 6-4 • 210

YONKERS, N.Y.

NOTRE DAME PREP (MASS.)

23

- 2013-14 Preseason First Team All-American Conference Selection
- Member of 2013 USA Basketball World University Games Team
- Second Team All-BIG EAST selection (2012 and 2013)
- 2012-13 John R. Wooden Midseason Top 25 selection
- 2012-13 Naismith Award Top 30 selection
- Owns single-season scoring record during Cronin era (577 points in 2012-13)
- One of 11 players in UC history to reach 1,400 career points in third season
- BIG EAST Player of the Week (1/2/12; 11/26/13 and 1/21/13)
- 2010-11 BIG EAST All-Rookie Team selection
- BIG EAST Rookie of the Week (11/22/10 and 2/14/11)

2013-14 Season (R-Senior): Scored a team-high 22 points with seven rebounds, four assists and three steals against NC Central (11/8).

Summer 2013: One of 12 players in the nation named to the USA Basketball World University Games Team that competed July 7-16 in Kazan, Russia ... averaged 7.5 points and 2.0 rebounds in eight contests helping the USA to a ninth place finish at the World University Games ... scored a game-high 18 points with four three-pointers, four rebounds and three assists in 24 minutes against United Arab Emirates on July 7.

2012-13 Season (R-Junior): Played in all 34 games with 33 starts, averaging 34.4 minutes ... played in all 18 BIG EAST games with 17 starts, averaging 36.3 minutes ... named second team All-BIG EAST Conference by the league's coaches ... ranked among the BIG EAST leaders in scoring (fifth at 17.0 points) and three-pointers made (fourth at 2.41) ... tied for first among all league players by being recognized by the BIG EAST for his performances seven times (two player of the week awards and five honor roll selections) ... set the school record for most points in a BIG EAST game when he scored a career-high 36 points on 11-of-23 shooting with five three-pointers and 9-of-10 shooting from the free-throw line against Marquette (1/19) ... set the school record for most consecutive free throws without a miss in a game when he was 16 of 16 from the foul line, scored 32 points and had a season-high five steals against Iowa State (11/23) ... poured in 29 points with a career-high eight three-pointers to go with seven rebounds and a season-high five assists against North Carolina A&T (11/18) ... led UC in scoring in 20 games and scored 20 or more points in nine games, including 30-plus points twice... recorded

a double-double with 15 points and a career-high tying 10 rebounds against Campbell (11/20).

2011-12 Season (R-Sophomore): Started all 37 games for UC, averaging 34.5 minutes ... named second team All-BIG EAST Conference by the league's coaches ... led the BIG EAST, averaging 2.49 three-pointers per game ... led the BIG EAST with 92 three-pointers ... led UC and ranked 15th in the league, averaging 14.3 points ... led UC, shooting 37.6 percent from three-point range ... scored in double figures in 29 games ... led UC in scoring in 13 games ... tallied 528 points, the second most in a season during the Mick Cronin era (behind only Deonta Vaughn's 554 points in 2008) ... scored 20 or more points in six games ... made at least one three-pointer in 35 of 37 games ... tallied 15 points with a trio of three-pointers against Ohio State (3/22) in the NCAA tournament east region semifinal ... scored a game-high 18 points with four three-pointers, six rebounds and two steals vs. Florida State (3/18) in the NCAA tournament third round ... recorded 18 points, tying a career high with six three-pointers to go with five assists and five steals vs. Syracuse (3/9) in the BIG EAST Championship semifinal ... scored a team-high 22 points to go with eight rebounds against Providence (2/15) ... made game-winning 3-pointer with 2.5 seconds left at Connecticut (1/18) and produced team-high 16 points with four rebounds and two steals ... poured in 27 points at Georgetown (1/9) ... named BIG EAST Player of the Week on Jan. 2 for performances at Pitt (1/1) and vs. Oklahoma (12/29) ... recorded first career double-double after scoring 17 points and securing career-high 10 rebounds vs. Oklahoma ... scored game-high 21 points and added three boards, two steals and one assist vs. Chicago State (12/23) ... scored team-high 19 points and

KILPATRICK'S SEASON & CAREER HIGHS

2013-14 Season		Career
22 vs. NC Central, 11/8/13	Pts	36 vs. Marquette, 1/19/13
13 vs. NC Central, 11/8/13	FG Atts	27 vs. Xavier, 12/19/12
6 vs. NC Central, 11/8/13	FG Made	11 vs. Marquette, 1/19/13
7 vs. NC Central, 11/8/13	3PT-FG Atts	15, 3x (last at Seton Hall, 2/2/13)
2 vs. NC Central, 11/8/13	3PT-FG Made	8 vs. N.C. A&T, 11/18/12
7 vs. NC Central, 11/8/13	Rebs	10, 2x (last vs. Campbell, 11/20/12)
4 vs. NC Central, 11/8/13	Assts	6 vs. Texas, 3/16/12
3 vs. NC Central, 11/8/13	Stls	6 vs. Arkansas-Pine Bluff, 12/21/11
0	Blks	2, 2x (last at Pittsburgh, 12/31/12)
34 vs. NC Central, 11/8/13	Mins	45 vs. Marshall, 11/25/11

KILPATRICK'S MISCELLANEOUS STATISTICS

Category	2013-14	Career
Double-Figure Scoring Games	1	78
Double-Figure Rebounding Games	0	2
Double-Double Games	0	2
20-Point Scoring Games	1	19
Games Led UC in Scoring	1	43
Games Led UC in Rebounding	0	10
Games Led UC in Assists	1	23
Games With 3+ Assists	1	35
Games With 3+ Blocks	0	0
Games With 3+ Steals	1	9
Games With 3+ Three-Pointers	0	34

grabbed five boards in career-high 45 minutes of playing time vs. Marshall (11/25).

2010-11 Season (R-Freshman): Played in 35 games with one start, averaging 20.6 minutes ... led UC with a .377 three-point shooting percentage (46 of 122) ... ranked second on the team in three-pointers made (46), third in scoring (9.7 points) and fourth in assists (52) ... led the Bearcats in scoring in nine games ... scored in double figures in 17 games ... grabbed four or more rebounds in 13 games ... made 38.7 percent of his three-point attempts (24 of 62) during BIG EAST play, 13th-best in the league ... scored 13 points and grabbed three rebounds vs. Georgetown (3/5) ... recorded 11 points with seven rebounds vs. Connecticut (2/27) ... put up 18 points vs. Louisville (2/16) ... scored a team-high 15 points vs. St. John's (2/13) ... scored a team-high 19 points with five assists at DePaul (2/8) ... scored 16 points at Notre Dame (1/19) ... scored a game-high 18 points on 6-of-10 shooting, including 4 of 5 from three-point range vs. USF (1/12) ... scored 11 points and grabbed three rebounds at Villanova (1/9) ... scored a game-high 14 points in 18 minutes vs. Seton Hall (12/31) ... started first game of career and scored a game-high 21 points vs. St. Francis (12/23) ... scored 10 points and recorded his third consecutive game with four rebounds against Georgia Southern (12/4) ... recorded 26 points and five three-pointers in 28 minutes against Wright State (12/1) ... tied for the

team high with 13 points against IPFW (11/20) ... posted game-high 21 points in his collegiate debut vs. Mount St. Mary's (11/15) ... first UC freshman to score in double figures in his debut since Yancy Gates in 2008-09.

2009-10 Season: Redshirted.

Prior to Cincinnati: Averaged 28.4 points, 7.0 rebounds, and 6.0 assists over four-year prep career at White Plains High School ... finished as the second-leading scorer in White Plains High School history ... a candidate for the McDonald's High School All-American Game ... participated in the Jordan Classic ... a three-time all-state, all-section, all-league, and all-county selection ... helped Notre Dame Prep to a 100-69 win over Apex (N.J.) in the 2009 Big Apple Invitational and was named the game's MVP with 21 points, seven assists, and four steals ... was coached by Ryan Hurd at Notre Dame Prep ... helped ND Prep to Top 10 national ranking.

Personal: Full name is Sean Redell Kilpatrick ... born Jan. 6, 1990 in Yonkers, N.Y. ... son of Regina Williams and Sean Kilpatrick, Sr. ... has one brother, Travis Williams, and one sister, Skye Williams ... majoring in criminal justice ... selected as member of University of Cincinnati's Collegiate 100 Black Men's Honorary and Sigma Sigma Men's Honorary in spring 2012.

KILPATRICK'S CAREER STATISTICS

			Total		3-Point		F-Throws		Rebounds											Scoring	
Season	gp-gs	min/avg	fg-fga	pct	fg-fga	pct	ft-fa	pct	off	def	tot	avg	pf	fo	ast	to	blk	stl	pts	avg	
2010-11	35-1	720/20.6	114-261	.437	46-122	.377	65-90	.722	42	69	111	3.2	45	0	52	43	2	27	339	9.7	
2011-12	37-37	1277/34.5	185-432	.428	92-245	.376	66-88	.750	52	117	169	4.6	49	0	78	56	12	49	528	14.3	
2012-13	34-33	1169/34.4	194-488	.398	82-267	.307	107-145	.738	45	131	176	5.2	42	0	63	67	8	42	577	17.0	
2013-14	1-1	34/34.0	6-13	.462	2-7	.286	8-9	.889	3	4	7	7.0	3	0	4	2	0	3	22	22.0	
TOTAL	107-72	3200/29.9	499-1194	.418	222-641	.346	246-332	.741	142	321	463	4.3	139	0	197	168	22	121	1466	13.7	

PLAYER GAME-BY-GAME STATISTICS

23 - SEAN KILPATRICK • G • 6-4 • 210 • SR. • YONKERS, N.Y.

2013-14 (R-SENIOR SEASON)


Opponent	Date	gs	min	Total		3-Pointers		Free throws		Rebounds			pf	a	t/o	blk	stl	pts	avg	
				fg-fga	pct	3fg-fga	pct	ft-fa	pct	off	def	tot								avg
NORTH CAROLINA CENT	11/08/13	*	34	6-13	.462	2-7	.286	8-9	.889	3	4	7	7.0	3	4	2	0	3	22.0	
Totals			1	34	6-13	.462	2-7	.286	8-9	.889	3	4	7	7.0	3	4	2	0	3	22.0

2011-12 (R-SOPHOMORE SEASON)

Opponent	Date	gs	min	Total		3-Pointers		Free throws		Rebounds			pf	a	t/o	blk	stl	pts	avg		
				fg-fga	pct	3fg-fga	pct	ft-fa	pct	off	def	tot								avg	
ALABAMA STATE	11/13/11	*	30	4-8	.500	0-4	.000	5-5	1.000	3	6	9	9.0	2	1	2	0	1	13	13.0	
JACKSONVILLE STATE	11/15/11	*	33	3-7	.429	1-1	1.000	2-2	1.000	3	0	3	6.0	0	2	2	0	0	9	11.0	
PRESBYTERIAN	11/19/11	*	37	7-15	.467	4-6	.667	1-2	.500	1	2	3	5.0	1	1	0	1	0	19	13.7	
NORTHWESTERN STATE	11/21/11	*	31	5-7	.714	2-3	.667	1-1	1.000	3	5	8	5.8	0	3	3	1	1	13	13.5	
MARSHALL	11/25/11	*	45	7-14	.500	3-6	.500	2-2	1.000	3	2	5	5.6	3	0	3	0	0	19	14.6	
MIAMI (OHIO)	11/29/11	*	34	4-11	.364	2-6	.333	0-0	.000	3	0	3	5.2	1	1	4	1	1	10	13.8	
at Georgia	12/02/11	*	38	7-15	.467	4-9	.444	4-5	.800	1	4	5	5.1	1	1	3	0	2	22	15.0	
at Xavier	12/10/11	*	34	3-12	.250	1-8	.125	4-6	.667	1	0	1	4.6	3	1	1	0	1	11	14.5	
at Wright State	12/14/11	*	37	7-15	.467	6-12	.500	0-0	.000	1	3	4	4.6	2	2	1	0	2	20	15.1	
RADFORD	12/17/11	*	26	7-11	.636	2-5	.400	0-0	.000	1	4	5	4.6	1	4	2	1	3	16	15.2	
ARKANSAS-PINE BLUFF	12/21/11	*	30	3-11	.273	2-6	.333	4-6	.667	2	2	4	4.5	1	3	3	0	6	12	14.9	
CHICAGO STATE	12/23/11	*	28	7-14	.500	4-9	.444	3-4	.750	1	2	3	4.4	0	1	0	1	2	21	15.4	
vs Oklahoma	12/29/11	*	39	6-16	.375	4-11	.364	1-2	.500	2	8	10	4.8	1	1	2	2	2	17	15.5	
at Pittsburgh	01/01/12	*	35	7-18	.389	5-11	.455	0-1	.000	2	4	6	4.9	1	3	1	0	2	19	15.8	
NOTRE DAME	01/04/12	*	30	4-10	.400	1-6	.167	0-0	.000	1	5	6	5.0	2	3	1	0	1	9	15.3	
ST. JOHNS	01/07/12	*	34	7-21	.333	4-15	.267	3-3	1.000	2	4	6	5.1	0	1	0	0	1	21	15.7	
at Georgetown	01/09/12	*	37	10-16	.625	3-5	.600	4-5	.800	1	1	2	4.9	3	0	1	0	4	27	16.4	
VILLANOVA	01/14/12	*	32	4-7	.571	2-3	.667	4-5	.800	0	2	2	4.7	1	0	1	0	0	14	16.2	
at Connecticut	1/18/12	*	37	5-15	.333	4-9	.444	2-4	.500	0	4	4	4.7	3	0	0	0	2	16	16.2	
at West Virginia	1/21/12	*	36	4-11	.364	2-7	.286	2-3	.667	1	4	5	4.7	0	1	3	0	0	12	16.0	
SYRACUSE	01/23/12	*	32	3-8	.375	2-5	.400	0-0	.000	2	7	9	4.9	3	4	0	0	0	8	15.6	
at Rutgers	01/28/12	*	33	4-12	.333	3-8	.375	0-0	.000	1	2	3	4.8	0	0	2	0	1	11	15.4	
DEPAUL	02/04/12	*	37	6-12	.500	2-6	.333	2-4	.500	1	4	5	4.8	1	4	1	0	0	16	15.4	
at St. John's	2/8/12	*	30	5-10	.500	3-6	.500	1-2	.500	2	6	8	5.0	1	4	3	0	1	14	15.4	
at Marquette	2/11/12	*	27	2-6	.333	2-3	.667	1-2	.500	3	3	6	5.0	1	2	1	0	0	7	15.0	
PROVIDENCE	2/15/12	*	37	6-15	.400	3-10	.300	7-8	.875	2	6	8	5.1	4	3	1	0	2	22	15.3	
SETON HALL	02/18/12	*	35	3-8	.375	1-5	.200	0-0	.000	2	2	4	5.1	0	3	2	1	0	7	15.0	
LOUISVILLE	02/23/12	*	36	4-11	.364	2-7	.286	2-2	1.000	1	2	3	5.0	1	4	0	1	0	12	14.9	
at USF	2/26/12	*	32	6-14	.429	0-4	.000	1-1	1.000	1	1	2	4.9	1	3	1	0	0	13	14.8	
MARQUETTE	02/29/12	*	36	4-12	.333	1-7	.143	0-1	.000	1	1	2	4.8	0	4	1	0	2	9	14.6	
at Villanova	03/03/12	*	37	5-13	.385	1-6	.167	2-3	.667	1	3	4	4.8	1	3	1	0	0	13	14.6	
vs GEORGETOWN	3/8/12	*	40	4-10	.400	1-6	.167	3-3	1.000	1	3	4	4.8	0	0	2	1	2	12	14.5	
vs Syracuse	3/9/12	*	38	6-10	.600	6-9	.667	0-0	.000	1	2	3	4.7	1	5	3	0	5	18	14.6	
vs Louisville	3/10/12	*	33	2-9	.222	1-4	.250	0-0	.000	1	2	3	4.6	1	2	0	1	1	5	14.3	
vs Texas	3/16/12	*	38	3-7	.429	1-3	.333	1-2	.500	0	4	4	4.6	0	6	0	1	2	8	14.1	
vs Florida State	3/18/12	*	37	5-9	.556	4-6	.667	4-4	1.000	0	6	6	4.7	2	0	2	0	2	18	14.3	
vs Ohio State	3/22/12	*	36	6-12	.500	3-8	.375	0-0	.000	0	1	1	4.6	2	2	3	0	0	15	14.3	
Totals			37	1277	185-432	428	92-245	.376	66-88	.750	52	117	169	4.6	49	78	56	12	49	528	14.3

2012-13 (R-JUNIOR SEASON)

Opponent	Date	gs	min	Total		3-Pointers		Free throws		Rebounds			pf	a	t/o	blk	stl	pts	avg	
				fg-fga	pct	3fg-fga	pct	ft-fa	pct	off	def	tot								
UT MARTIN	11/11/12	*	23	5-11	.455	1-5	.200	3-5	.600	1	2	3	3.0	0	1	3	0	1	14	14.0
MISS. VALLEY ST.	11/13/12	*	25	9-12	.750	2-3	.667	0-0	.000	1	6	7	5.0	0	1	2	0	1	20	17.0
NORTH CAROLINA A&T	11/18/12	*	26	10-15	.667	8-12	.667	1-4	.250	1	6	7	5.7	0	5	0	0	2	29	21.0
CAMPBELL	11/20/12	*	34	6-18	.333	2-9	.222	1-4	.250	4	6	10	6.8	1	3	1	1	15	19.5	
vs Iowa State	11/23/12	*	37	7-14	.500	2-6	.333	16-16	1.000	0	5	5	6.4	0	3	4	0	5	32	22.0
vs Oregon	11/24/12	*	35	4-11	.364	3-8	.375	5-8	.625	3	5	8	6.7	1	3	5	0	2	16	21.0
ALABAMA	12/01/12	*	36	4-11	.364	1-3	.333	4-5	.800	3	2	5	6.4	3	2	1	0	1	13	19.9
UALR	12/6/12	*	27	7-16	.438	2-4	.500	2-4	.500	2	4	6	6.4	1	2	5	0	2	18	19.6
UMES	12/8/12	*	24	10-15	.667	2-7	.286	1-1	1.000	1	3	4	6.1	1	1	1	1	1	23	20.0
at Marshall	12/15/12	*	35	5-15	.333	2-8	.250	1-2	.500	3	3	6	6.1	0	2	2	0	2	13	19.3
vs Xavier	12/19/12	*	35	10-27	.370	2-10	.200	3-5	.600	3	4	7	6.2	1	0	2	1	4	25	19.8
WRIGHT STATE	12/22/12	*	35	5-9	.556	2-6	.333	0-0	.000	0	6	6	6.2	0	4	2	0	0	12	19.2
NEW MEXICO	12/27/12	*	34	5-22	.227	4-13	.308	1-2	.500	2	2	4	6.0	1	2	0	0	1	15	18.8
at PITT	12/31/12	*	27	3-8	.375	1-5	.200	9-11	.818	1	3	4	5.9	2	0	1	2	0	16	18.6
ST. JOHNS	1/5/13	*	37	3-14	.214	0-5	.000	1-1	1.000	1	4	5	5.8	2	2	3	0	1	7	17.9
NOTRE DAME	1/12/13	*	33	6-11	.545	3-6	.500	0-0	.000	1	3	4	5.7	1	1	1	0	0	15	17.7
at Rutgers	1/21/13	*	36	3-12	.250	1-7	.143	3-6	.500	1	0	1	5.4	1	1	1	0	0	10	17.2
at DePaul	01-15-13	*	31	4-7	.571	3-4	.750	7-10	.700	0	6	6	5.4	0	3	2	1	1	18	17.3
MARQUETTE	1/19/13	*	41	11-23	.478	5-14	.357	9-10	.900	1	3	4	5.4	1	0	2	1	0	36	18.3
at Syracuse	1/21/13	*	39	6-16	.375	6-15	.400	3-3	1.000	0	5	5	5.4	2	2	1	0	1	21	18.4
RUTGERS	1/30/13	*	39	5-13	.385	3-8	.375	6-8	.750	0	6	6	5.4	2	4	3	0	2	19	18.4
at Seton Hall	2/2/13	*	36	8-19	.421	5-15	.333	0-1	.000	2	5	7	5.5	2	1	1	0	2	21	18.5
at Providence College	2/6/13	*	33	5-14	.357	1-8	.125	2-3	.667	1	1	2	5.3	1	1	3	0	2	13	18.3
PITT	2/9/13	*	37	5-15	.333	2-9	.222	4-6	.667	1	3	4	5.3	4	1	5	0	1	16	18.2
VILLANOVA	2/12/13	*	35	6-12	.500	4-10	.400	3-3	1.000	1	7	8	5.4	0	2	1	0	1	19	18.2
GEORGETOWN	2/15/13	*	38	3-13	.231	1-7	.143	5-6	.833	1	5	6	5.4	2	4	2	0	0	12	18.0
at UCONN	2/21/13	*	34	6-16	.375	3-8	.375	3-4	.750	2	5	7	5.4	3	0	2	0	0	18	18.0
at Notre Dame	2-24-13	*	37	3-13	.231	0-3	.000	0-0	.000	1	1	2	5.3	2	1	0	0	1	6	17.6
UCONN	03/02/13	*	39	7-16	.438	4-13	.308	2-2	1.000	0	5	5	5.3	1	3	0	1	3	20	17.7
at LOUISVILLE	3/4/13	*	39	3-15	.200	1-9	.111	5-6	.833	4	1	5	5.3	1	1	2	0	0	12	17.5
USF	3/9/13	*	42	5-11	.455	2-7	.286	1-1	1.000	1	4	5	5.3	1	1	3	0	1	13	17.3
vs Providence	3/13/13	*	35	6-16	.375	2-6	.333	3-4	.750	0	4	4	5.3	1	1	2	0	1	17	17.3
vs Georgetown	3/14/13	*	37	2-12	.167	0-8	.000	0-0	.000	1	4	5	5.2	1	3	2	0	1	4	16.9
vs Creighton	3/22/13	*	38	7-16	.438	2-6	.333	3-4	.750	1	2	3	5.2	3	2	2	0	1	19	17.0
Totals			33	1169	194-488	.398	82-267	.307	107-145	.738	45	131	176	5.2	62	63	8	42	577	17.0



KEVIN JOHNSON

FR. • G • 6-2 • 175
CINCINNATI, OHIO
SUMMIT COUNTRY DAY

25

Prior to Cincinnati: Averaged 21 points and 5 rebounds as a senior at Summit Country Day, helping the Silver Knights to a 25-1 record and second-place regional finish ... guided his team to a 26-1 record and the school's first Division III state crown as a junior while averaging 14.1 points, 6.6 rebounds and 2.8 assists for the Silver Knights ... earned most valuable player award in 2012 state championship game tabbed co-player of the year as a junior and senior ... earned co-Mr. Basketball accolades as a senior ... selected as a Top 150 prospect and Top 30 shooting guard

by Rivals.com ... coached by Michael Bradley.

Personal: Kevin Anatwon-Devon Johnson ... born June 11, 1995 ... son of Katrice Rosser-Johnson and Kevin Johnson Sr. ... majoring in communications.

JOHNSON'S SEASON & CAREER HIGHS

2013-14 Season		Career
0	Pts	0
5 vs. NC Central, 11/8/13	FG Atts	5 vs. NC Central, 11/8/13
0	FG Made	0
2 vs. NC Central, 11/8/13	3PT-FG Atts	2 vs. NC Central, 11/8/13
0	3PT-FG Made	0
2 vs. NC Central, 11/8/13	Rebs	2 vs. NC Central, 11/8/13
0	Assts	0
0	Stls	0
0	Blks	0
9 vs. NC Central, 11/8/13	Mins	9 vs. NC Central, 11/8/13

JOHNSON'S MISCELLANEOUS STATISTICS

Category	2013-14	Career
Double-Figure Scoring Games	0	0
Double-Figure Rebounding Games	0	0
Double-Double Games	0	0
20-Point Scoring Games	0	0
Games Led UC in Scoring	0	0
Games Led UC in Rebounding	0	0
Games Led UC in Assists	0	0
Games With 3+ Assists	0	0
Games With 3+ Blocks	0	0
Games With 3+ Steals	0	0
Games With 3+ Three-Pointers	0	0


GAME-BY-GAME STATISTICS

2013-14 (FRESHMAN SEASON)

Opponent	Date	gs	min	Total		3-Pointers		Free throws		Rebounds										
				fg-fga	pct	3fg-fga	pct	ft-fa	pct	off	def	tot	avg	pf	a	t/o	blk	stl	pts	avg
NORTH CAROLINA CENT	11/08/13	9	9	0-5	.000	0-2	.000	0-0	.000	2	0	2	2.0	1	0	0	0	0	0	0.0
Totals		0	9	0-5	.000	0-2	.000	0-0	.000	2	0	2	2.0	1	0	0	0	0	0	0.0

JOHNSON'S CAREER STATISTICS

Season	gp-gs	min/avg	Total		3-Point		F-Throws		Rebounds				Scoring			
			fg-fga	pct	fg-fga	pct	ft-fta	pct	off	def	tot	avg	pf	fo	ast	to
2013-14	1-0	9/9.0	0-5	.000	0-2	.000	0-0	.000	2	0	2	2.0	1	0	0	0
TOTAL	1-0	9/9.0	0-5	.000	0-2	.000	0-0	.000	2	0	2	2.0	1	0	0	0



DAVID NYARSUK

SR. • C • 7-1 • 250

JUBA, SOUTH SUDAN

MOUNTAIN STATE UNIVERSITY (W.VA.)

33

Pronunciation: Nahr-SOOK

2012-13 Season (Junior): Played in 33 games with two starts, averaging 11.3 minutes ... shot 59.1 percent (39 of 66) from the field for the season ... finished third on the team in blocks with 29 ... scored a career-high 12 points on 5-of-6 shooting to go with a career-high six rebounds against Arkansas-Little Rock (12/6) ... had a career-high five blocks against North Carolina A&T (11/18) ... had six points with three rebounds in 19 minutes in his BIG EAST debut at Pittsburgh (12/31) ... had six points, six rebounds and two blocks in 17 minutes against Connecticut (3/2).

Prior to Cincinnati: Played two seasons at Mountain State University, an NAIA school in Beckley, W.Va. ... helped guide the Cougars to the 2011 NAIA Division I national championship game, the 2012 national semifinals and a 59-15 combined record ... ranked second in the nation in blocks as a freshman (97) and sophomore (102) while averaging 10.2 points, 8.0 rebounds and 2.8 blocks during his two seasons ... averaged 9.8 points, 8.1 rebounds and 2.9 blocks while shooting 55.7 percent

from the field and recording eight double-doubles during the 2011-12 season ... helped the Cougars finish the 2011-12 season ranked fourth in the final coaches' Top 25 poll ... ranked as the 19th-best center in the 2010 recruiting class according to ESPN ... attended Mountain State Academy, also in Beckley, W.Va., where he averaged 10 points, 10 rebounds and four blocks during the 2009-10 season ... averaged 10.1 points, 9.5 rebounds and 2.9 blocks at The Patterson School in Lenoir, N.C. during the 2008-09 campaign.

Personal: David Hillary Nyarsuk ... born Feb. 5, 1991 in Juba, South Sudan ... son of Hillary Modi and Catrina Andria ... has four sisters and two brothers ... tallest player in UC history ... majoring in criminal justice.

GAME-BY-GAME STATISTICS

2013-14 (SENIOR SEASON)

Opponent	Date	gs	min	Total fg-fga	pct	3-Pointers 3fg-fga	pct	Free throws ft-fa	pct	Rebounds off def tot	avg	pf	a	t/o	blk	stl	pts	avg
NORTH CAROLINA CENT	11/08/13	1		0-0	.000	0-0	.000	0-0	.000	0	0	0	0	0	1	0	0	0.0
Totals		0	1	0-0	.000	0-0	.000	0-0	.000	0	0	0	0	0	1	0	0	0.0

NYARSUK'S SEASON & CAREER HIGHS

2013-14 Season

0	Pts	12 vs. Arkansas Little-Rock, 12/6/12
0	FG Atts	6, 3x (last vs. Arkansas Little-Rock, 12/6/12)
0	FG Made	5 vs. Arkansas-Little Rock, 12/6/12
0	3PT-FG Atts	0
0	3PT-FG Made	0
0	Rebs	6, 4x (last vs. UConn, 3/2/13)
0	Assts	2 at UConn, 2/21/13
0	Stls	1, 2x (last vs. Notre Dame, 1/7/13)
0	Blks	5 vs. N.C. A&T, 11/18/12
1 vs. NC Central, 11/8/13	Mins	24 vs. UT Martin, 11/11/12

NYARSUK'S MISCELLANEOUS STATISTICS

Category	2013-14	Career
Double-Figure Scoring Games	0	1
Double-Figure Rebounding Games	0	0
Double-Double Games	0	0
20-Point Scoring Games	0	0
Games Led UC in Scoring	0	0
Games Led UC in Rebounding	0	0
Games Led UC in Assists	0	0
Games With 3+ Assists	0	0
Games With 3+ Blocks	0	4
Games With 3+ Steals	0	0
Games With 3+ Three-Pointers	0	0


GAME-BY-GAME STATISTICS

2012-13 (JUNIOR SEASON)

Opponent	Date	gs	min	Total		3-Pointers		Free throws		Rebounds				pf	a	t/o	blk	stl	pts	avg
				fg-fga	pct	3fg-fga	pct	ft-fa	pct	off	def	tot	avg							
UT MARTIN	11/11/12	24	4-6	.667	0-0	.000	1-1	1.000	1	5	6	6.0	2	0	0	2	0	9	9.0	
MISS. VALLEY ST.	11/13/12	13	3-5	.600	0-0	.000	2-4	.500	2	1	3	4.5	2	0	1	0	0	8	8.5	
NORTH CAROLINA A&T	11/18/12	12	3-3	1.000	0-0	.000	0-0	.000	2	4	6	5.0	0	1	3	5	0	6	7.7	
CAMPBELL	11/20/12	19	3-6	.500	0-0	.000	0-0	.000	1	3	4	4.8	1	0	1	1	1	6	7.3	
vs Iowa State	11/23/12	23	2-3	.667	0-0	.000	1-2	.500	3	2	5	4.8	2	1	0	1	0	5	6.8	
vs Oregon	11/24/12	11	0-1	.000	0-0	.000	0-0	.000	2	3	5	4.8	5	0	1	0	0	0	5.7	
ALABAMA	12/01/12	10	0-2	.000	0-0	.000	0-0	.000	2	1	3	4.6	0	0	0	0	0	0	4.9	
UALR	12/6/12	17	5-6	.833	0-0	.000	2-3	.667	2	4	6	4.8	4	0	2	1	0	12	5.8	
UMES	12/8/12	16	2-3	.667	0-0	.000	0-0	.000	1	1	2	4.4	3	0	3	2	0	4	5.6	
at Marshall	12/15/12	16	2-3	.667	0-0	.000	0-0	.000	2	3	5	4.5	3	0	2	1	0	4	5.4	
vs Xavier	12/19/12	10	0-0	.000	0-0	.000	0-0	.000	1	1	2	4.3	0	0	1	1	0	0	4.9	
WRIGHT STATE	12/22/12	10	1-4	.250	0-0	.000	0-0	.000	1	1	2	4.1	2	0	0	4	0	2	4.7	
NEW MEXICO	12/27/12	9	1-1	1.000	0-0	.000	0-0	.000	0	0	0	3.8	1	0	0	0	0	2	4.5	
at PITT	12/31/12	19	3-3	1.000	0-0	.000	0-0	.000	3	0	3	3.7	2	0	0	0	0	6	4.6	
ST. JOHNS	1/5/13	6	0-1	.000	0-0	.000	0-0	.000	0	0	0	3.5	0	0	0	1	0	0	4.3	
NOTRE DAME	1/7/13	10	2-2	1.000	0-0	.000	0-0	.000	0	3	3	3.4	1	0	1	0	1	4	4.3	
at Rutgers	1/12/13	6	0-1	.000	0-0	.000	0-0	.000	0	2	2	3.4	0	0	0	0	0	0	4.0	
at DePaul	01-15-13	18	1-1	1.000	0-0	.000	0-0	.000	2	1	3	3.3	1	1	1	3	0	2	3.9	
MARQUETTE	1/19/13	18	1-4	.250	0-0	.000	0-2	.000	1	1	2	3.3	5	1	1	4	0	2	3.8	
at Syracuse	1/21/13	7	0-1	.000	0-0	.000	0-0	.000	0	0	0	3.1	1	0	0	0	0	0	3.6	
RUTGERS	1/30/13	2	0-0	.000	0-0	.000	0-0	.000	0	0	0	3.0	0	0	1	0	0	0	3.4	
at Seton Hall	2/2/13	7	0-0	.000	0-0	.000	2-3	.667	1	1	2	2.9	0	0	0	0	0	2	3.4	
at Providence College	2/6/13	6	1-1	1.000	0-0	.000	0-0	.000	0	0	0	2.8	1	0	0	0	0	2	3.3	
PITT	2/9/13	13	0-0	.000	0-0	.000	0-0	.000	0	3	3	2.8	0	1	0	1	0	0	3.2	
VILLANOVA	2/12/13	4	0-0	.000	0-0	.000	0-0	.000	0	0	0	2.7	2	0	0	0	0	0	3.0	
GEORGETOWN	2/15/13	3	1-1	1.000	0-0	.000	0-0	.000	0	0	0	2.6	0	0	0	0	0	2	3.0	
at UCONN	2/21/13	13	0-0	.000	0-0	.000	0-0	.000	1	1	2	2.6	1	2	0	0	0	0	2.9	
at Notre Dame	2-24-13	8	0-1	.000	0-0	.000	0-0	.000	0	1	1	2.5	2	0	0	0	0	0	2.8	
UCONN	03/02/13	17	3-5	.600	0-0	.000	0-0	.000	5	1	6	2.6	5	0	2	2	0	6	2.9	
at LOUISVILLE	3/4/13	15	1-2	.500	0-0	.000	0-0	.000	2	3	5	2.7	2	0	0	0	0	2	2.9	
USF	3/9/13	6	0-0	.000	0-0	.000	0-0	.000	0	0	0	2.6	1	0	1	0	0	0	2.8	
vs Georgetown	3/14/13	2	0-0	.000	0-0	.000	0-0	.000	0	0	0	2.5	1	0	1	0	0	0	2.7	
vs Creighton	3/22/13	3	0-0	.000	0-0	.000	0-0	.000	0	0	0	2.5	1	0	0	0	0	0	2.6	
Totals		2	373	39-66	.591	0-0	.000	8-15	.533	35	46	81	2.5	51	7	22	29	2	86	2.6

NYARSUK'S CAREER STATISTICS

			Total		3-Point		F-Throws		Rebounds											Scoring	
Season	gp-gs	min/avg	fg-fga	pct	fg-fga	pct	ft-fa	pct	off	def	tot	avg	pf	fo	ast	to	blk	stl	pts	avg	
2012-13	33-2	373/11.3	39-66	.591	0-0	.000	8-15	.533	35	46	81	2.5	51	3	7	22	29	2	86	2.6	
2013-14	1-0	1/1.0	0-0	.000	0-0	.000	0-0	.000	0	0	0	0.0	0	0	0	1	0	0	0	0.0	
TOTAL	34-2	374/11.0	39-66	.591	0-0	.000	8-15	.533	35	46	81	2.4	51	3	7	23	29	2	86	2.5	



ZACK TOBLER

FR. • F • 6-5 • 215
FORT MITCHELL, KY.
COVINGTON CATHOLIC

45

Prior to Cincinnati: Averaged 14 points and eight rebounds as a senior at Covington Catholic High School, helping the Colonels to a 27-7 record and the district championship and second-place region finish ... scored 36 points in a game his junior season – the fourth most in school history for a single game ... coached in basketball by Scott Ruthsatz ... played goalie on the school's lacrosse team his junior and senior seasons.

Personal: Zachary Matthew Tobler ... born Oct. 22, 1994 in Fort Mitchell, Ky. ... son of Liz and Matt Tobler ... has one brother (Jordan) and one sister (Lauren) ... majoring in business economics.

TOBLER'S SEASON & CAREER HIGHS

2013-14 Season		Career
0	Pts	0
0	FG Atts	0
0	FG Made	0
0	3PT-FG Atts	0
0	3PT-FG Made	0
0	Rebs	0
0	Assts	0
0	Stls	0
0	Blks	0
0	Mins	0

TOBLER'S MISCELLANEOUS STATISTICS

Category	2013-14	Career
Double-Figure Scoring Games	0	0
Double-Figure Rebounding Games	0	0
Double-Double Games	0	0
20-Point Scoring Games	0	0
Games Led UC in Scoring	0	0
Games Led UC in Rebounding	0	0
Games Led UC in Assists	0	0
Games With 3+ Assists	0	0
Games With 3+ Blocks	0	0
Games With 3+ Steals	0	0
Games With 3+ Three-Pointers	0	0

GAME-BY-GAME STATISTICS

2013-14 (FRESHMAN SEASON)

TOBLER'S CAREER STATISTICS

2012-13 OVERALL STATISTICS

Player	GP-GS	Min-Avg	FG	FGA	Pct	3FG	FGA	Pct	FT	FTA	Pct	Off	Def	Tot	Avg	PF	FO	A	TO	Blk	Stl	Pts	Avg
KILPATRICK, Sean	34-33	1169-34.4	194	488	.398	82	267	.307	107	145	.738	45	131	176	5.2	42	0	63	67	8	42	577	17.0
WRIGHT, Cashmere	33-33	977-29.6	140	354	.395	73	202	.361	65	81	.802	15	65	80	2.4	53	0	106	60	1	52	418	12.7
PARKER, JaQuon	34-34	1019-30.0	127	310	.410	40	100	.400	78	144	.542	71	91	162	4.8	68	0	55	54	1	25	372	10.9
RUBLES, Titus	34-12	740-21.8	66	195	.338	4	43	.093	64	97	.660	58	141	199	5.9	78	1	67	64	9	38	200	5.9
DAVIS III, Jeremiah	4-0	43-10.8	7	18	.389	3	9	.333	5	6	.833	1	9	10	2.5	6	0	5	4	0	0	22	5.5
MBODJ, Cheikh	34-32	715-21.0	59	127	.465	0	2	.000	54	79	.684	70	89	159	4.7	117	5	8	29	90	6	172	5.1
JACKSON, Justin	30-22	564-18.8	46	110	.418	1	11	.091	22	43	.512	49	103	152	5.1	78	6	44	54	41	29	115	3.8
SANDERS, Jermaine	34-1	440-12.9	38	103	.369	13	48	.271	17	32	.531	26	45	71	2.1	21	0	26	21	3	11	106	3.1
THOMAS, Shaquille	33-0	356-10.8	42	101	.416	3	8	.375	13	27	.481	30	41	71	2.2	22	0	16	19	6	17	100	3.0
NYARSUK, David	33-2	373-11.3	39	66	.591	0	0	.000	8	15	.533	35	46	81	2.5	51	3	7	22	29	2	86	2.6
GUYN, Ge'Lawn	33-0	335-10.2	27	73	.370	11	38	.289	15	18	.833	2	24	26	0.8	44	0	14	18	5	11	80	2.4
GAINES, Kelvin	22-0	131-6.0	5	14	.357	0	0	.000	1	7	.143	14	17	31	1.4	24	0	1	9	15	5	11	0.5
EPPENSTEINER, Alex	7-1	13-1.9	1	4	.250	0	1	.000	1	2	.500	0	1	1	0.1	0	0	3	0	0	2	3	0.4
TEAM												72	60	132	3.9	2			11			0	
Total	34		791	1963	.403	230	729	.316	450	696	.647	488	863	1351	39.7	606	15	415	432	208	240	2262	66.5
Opponents	34		716	1851	.387	171	562	.304	403	606	.665	367	772	1139	33.5	616	-	385	452	108	196	2006	59.0

2012-13 BIG EAST CONFERENCE STATISTICS

Player	GP-GS	Min-Avg	FG	FGA	Pct	3FG	FGA	Pct	FT	FTA	Pct	Off	Def	Tot	Avg	PF	FO	A	TO	Blk	Stl	Pts	Avg
KILPATRICK, Sean	18-17	653-36.3	92	248	.371	45	153	.294	63	81	.778	19	67	86	4.8	28	0	28	33	5	16	292	16.2
WRIGHT, Cashmere	17-17	532-31.3	64	190	.337	31	113	.274	42	50	.840	8	31	39	2.3	32	0	47	30	0	21	201	11.8
PARKER, JaQuon	18-18	585-32.5	65	159	.409	18	51	.353	44	86	.512	40	48	88	4.9	39	0	26	38	0	9	192	10.7
RUBLES, Titus	18-9	413-22.9	26	87	.299	3	19	.158	40	60	.667	35	75	110	6.1	42	1	35	33	4	16	95	5.3
MBODJ, Cheikh	18-16	402-22.3	29	68	.426	0	2	.000	33	47	.702	34	44	78	4.3	63	3	5	16	47	3	91	5.1
JACKSON, Justin	14-9	255-18.2	17	40	.425	0	0	.000	15	27	.556	22	40	62	4.4	39	4	19	25	19	6	49	3.5
SANDERS, Jermaine	18-1	255-14.2	20	55	.364	9	34	.265	6	11	.545	13	21	34	1.9	13	0	12	10	2	5	55	3.1
GUYN, Ge'Lawn	17-0	167-9.8	13	39	.333	7	22	.318	9	10	.900	1	12	13	0.8	20	0	4	8	3	4	42	2.5
THOMAS, Shaquille	18-0	150-8.3	13	36	.361	2	4	.500	3	6	.500	9	15	24	1.3	8	0	4	6	3	8	31	1.7
NYARSUK, David	18-2	178-9.9	13	23	.565	0	0	.000	2	5	.400	15	17	32	1.8	24	2	5	7	11	1	28	1.6
GAINES, Kelvin	14-0	83-5.9	3	9	.333	0	0	.000	1	3	.333	8	11	19	1.4	14	0	1	7	5	4	7	0.5
EPPENSTEINER, Alex	1-1	2-2.0	0	0	.000	0	0	.000	0	0	.000	0	0	0	0.0	0	0	1	0	0	0	0	0.0
TEAM												29	37	66	3.7	1			8			0	
Total	18		355	954	.372	115	398	.289	258	386	.668	233	418	651	36.2	323	10	187	221	99	93	1083	60.2
Opponents	18		392	934	.420	84	281	.299	218	311	.701	170	412	582	32.3	328	-	208	204	57	95	1086	60.3

2012-13 NCAA TOURNAMENT STATISTICS

Player	GP-GS	Min-Avg	FG	FGA	Pct	3FG	FGA	Pct	FT	FTA	Pct	Off	Def	Tot	Avg	PF	FO	A	TO	Blk	Stl	Pts	Avg
KILPATRICK, Sean	1-1	38-38.0	7	16	.438	2	6	.333	3	4	.750	1	2	3	3.0	3	0	2	2	0	1	19	19.0
WRIGHT, Cashmere	1-1	35-35.0	6	14	.429	3	7	.429	0	1	.000	0	4	4	4.0	0	0	6	0	0	0	15	15.0
THOMAS, Shaquille	1-0	23-23.0	6	9	.667	0	0	.000	0	3	.000	2	2	4	4.0	3	0	0	1	0	1	12	12.0
RUBLES, Titus	1-1	30-30.0	5	12	.417	0	3	.000	1	1	1.000	3	5	8	8.0	2	0	2	2	1	4	11	11.0
MBODJ, Cheikh	1-1	19-19.0	1	4	.250	0	0	.000	0	0	.000	3	0	3	3.0	3	0	0	1	1	0	2	2.0
JACKSON, Justin	1-0	22-22.0	1	3	.333	0	0	.000	0	0	.000	1	3	4	4.0	5	1	0	3	2	2	2	2.0
GUYN, Ge'Lawn	1-0	3-3.0	1	2	.500	0	1	.000	0	0	.000	0	0	0	0.0	1	0	0	0	0	0	2	2.0
SANDERS, Jermaine	1-0	2-2.0	0	1	.000	0	1	.000	0	0	.000	0	1	1	1.0	1	0	0	0	0	0	0	0.0
NYARSUK, David	1-0	3-3.0	0	0	.000	0	0	.000	0	0	.000	0	0	0	0.0	1	0	0	0	0	0	0	0.0
PARKER, JaQuon	1-1	25-25.0	0	3	.000	0	2	.000	0	0	.000	1	0	1	1.0	2	0	2	0	0	1	0	0.0
TEAM												3	0	3	3.0	1			0			0	
Total	1		27	64	.422	5	20	.250	4	9	.444	14	17	31	31.0	22	1	12	9	4	9	63	63.0
Opponents	1		19	42	.452	7	15	.467	22	25	.880	7	25	32	32.0	11	-	16	16	2	2	67	67.0

RECORD:	OVERALL	HOME	AWAY	NEUTRAL	SCORE BY PDS:	1	2	OT	TOTAL
All Games	22-12	13-5	5-5	4-2	Cincinnati	1047	1182	33	2262
BIG EAST	9-9	5-4	4-5	0-0	Opponents	908	1068	30	2006
Nonconference	13-3	8-1	1-0	4-2					

2012-13 RESULTS

DATE	OPPONENT	RESULT	SCORE	ATTEND	POINTS	REBOUNDS
Nov. 11	UT MARTIN	W	80-57	5,728	(16) WRIGHT, Cashmere	(11) JACKSON, Justin
Nov. 13	MISS. VALLEY ST.	W	102-60	5,617	(20) KILPATRICK, Sean	(8) JACKSON, Justin
Nov. 18	NORTH CAROLINA A&T	W	93-39	5,582	(29) KILPATRICK, Sean	(7) KILPATRICK, Sean
					(7) JACKSON, Justin	
Nov. 20	CAMPBELL	W	91-72	5,924	(28) WRIGHT, Cashmere	(10) KILPATRICK, Sean
Nov. 23	vs Iowa State	W	78-70	16,730	(32) KILPATRICK, Sean	(6) JACKSON, Justin
Nov. 24	vs Oregon	W	77-66	13,954	(17) WRIGHT, Cashmere	(8) KILPATRICK, Sean
Dec. 1	ALABAMA	W	58-56	10,155	(13) KILPATRICK, Sean	(6) PARKER, JaQuon
					(13) PARKER, JaQuon	
Dec. 6	UALR	W	87-53	6,127	(18) KILPATRICK, Sean	(7) MBODJ, Cheikh
Dec. 8	UMES	W	92-60	6,423	(23) KILPATRICK, Sean	(10) RUBLES, Titus
Dec. 15	at Marshall	W	72-56	5,432	(14) WRIGHT, Cashmere	(8) RUBLES, Titus
Dec. 19	vs Xavier	W	60-45	14,528	(25) KILPATRICK, Sean	(9) RUBLES, Titus
Dec. 22	WRIGHT STATE	W	68-58	9,248	(21) PARKER, JaQuon	(9) RUBLES, Titus
Dec. 27	NEW MEXICO	L	54-55	10,627	(15) KILPATRICK, Sean	(10) MBODJ, Cheikh
Dec. 31	at PITT*	W	70-61	12,510	(18) WRIGHT, Cashmere	(5) PARKER, JaQuon
					(5) MBODJ, Cheikh	
Jan. 5	ST. JOHN'S*	L	52-53	8,142	(23) WRIGHT, Cashmere	(10) WRIGHT, Cashmere
					(10) MBODJ, Cheikh	
Jan. 7	NOTRE DAME*	L	60-66	10,293	(15) KILPATRICK, Sean	(7) RUBLES, Titus
Jan. 12	at Rutgers*	W	68-58	5,560	(23) WRIGHT, Cashmere	(11) RUBLES, Titus
Jan. 15	at DePaul*	W	75-70	8120	(20) WRIGHT, Cashmere	(6) KILPATRICK, Sean
Jan. 19	MARQUETTE*	W ot	71-69	12,812	(36) KILPATRICK, Sean	(10) RUBLES, Titus
Jan. 21	at Syracuse*	L	55-57	24,281	(21) KILPATRICK, Sean	(6) MBODJ, Cheikh
					(6) RUBLES, Titus	
					(6) PARKER, JaQuon	
Jan. 30	RUTGERS*	W	62-54	11,024	(19) KILPATRICK, Sean	(7) JACKSON, Justin
Feb. 2	at Seton Hall*	W	65-59	6,961	(21) KILPATRICK, Sean	(7) KILPATRICK, Sean
					(7) MBODJ, Cheikh	
Feb. 6	at Providence*	L	50-54	7,837	(13) KILPATRICK, Sean	(10) PARKER, JaQuon
Feb. 9	PITT*	L	52-62	12,478	(16) KILPATRICK, Sean	(8) RUBLES, Titus
Feb. 12	VILLANOVA*	W	68-50	9,534	(19) KILPATRICK, Sean	(8) KILPATRICK, Sean
					(19) PARKER, JaQuon	
Feb. 15	GEORGETOWN*	L	55-62	12,842	(15) PARKER, JaQuon	(8) JACKSON, Justin
Feb. 21	at UCONN*	L ot	66-73	11,131	(18) KILPATRICK, Sean	(7) KILPATRICK, Sean
Feb. 24	at Notre Dame*	L	41-62	9,149	(12) PARKER, JaQuon	(7) RUBLES, Titus
Mar. 2	UCONN*	W	61-56	12,432	(20) KILPATRICK, Sean	(7) RUBLES, Titus
Mar. 4	at LOUISVILLE*	L	51-67	22,739	(15) WRIGHT, Cashmere	(9) RUBLES, Titus
Mar. 9	USF*	W ot	61-53	11,572	(15) WRIGHT, Cashmere	(9) RUBLES, Titus
					(9) MBODJ, Cheikh	
Mar. 13	vs Providence#	W	61-44	20,057	(17) KILPATRICK, Sean	(10) PARKER, JaQuon
Mar. 14	vs Georgetown#	L	43-62	20,057	(14) WRIGHT, Cashmere	(5) KILPATRICK, Sean
Mar. 22	vs Creighton@	L	63-67	20,125	(19) KILPATRICK, Sean	(8) RUBLES, Titus

* -Conference game; # -BIG EAST Championship; @ -NCAA Championship

ATTENDANCE SUMMARY	GAMES	TOTALS	AVG/GAME
HOME	18	166560	9253
AWAY	10	113720	11372
NEUTRAL	6	105451	17575
TOTAL	34	385731	11345

2012-13 COMPARISON GAME-BY-GAME STATISTICS

Opponent	1st	2nd	Score	Mar	Total FG	FG Pct	3-PTers	3FG Pct	FTs	FT Pct	Rebs	Mar	Assts	TO	Blks	Stls	Fls
UT MARTIN	43/17	37/40	80-57	+23	28-59/19-67	.475/.284	9-21/6-22	.429/.273	15-27/13-20	.556/.650	54/31	+23	19/6	19/10	10/2	6/13	16/22
MISS. VALLEY ST.	43/23	59/37	102-60	+42	39-70/22-64	.557/.344	8-18/7-19	.444/.368	16-25/9-19	.640/.474	54/26	+28	20/13	15/15	7/1	7/6	17/21
N.C. AGT	47/16	46/23	93-39	+54	36-70/10-66	.514/.152	12-28/3-22	.429/.136	9-23/16-24	.391/.667	56/43	+13	24/5	13/20	12/5	15/6	17/22
CAMPBELL	46/28	45/44	91-72	+19	32-64/29-61	.500/.475	9-23/5-11	.391/.455	18-34/9-17	.529/.529	50/28	+22	13/14	14/13	9/2	9/7	17/25
Iowa State	35/35	43/35	78-70	+8	25-60/25-67	.417/.373	5-20/8-27	.250/.296	23-25/12-21	.920/.571	37/46	(9)	11/12	13/18	5/2	11/6	18/20
Oregon	42/33	35/33	77-66	+11	24-64/19-55	.375/.345	11-24/5-17	.458/.294	18-27/23-29	.667/.793	44/41	+3	13/9	15/19	3/7	10/8	22/25
ALABAMA	33/27	25/29	58-56	+2	23-59/25-57	.390/.439	2-11/4-11	.182/.364	10-14/2-3	.714/.667	32/37	(5)	7/8	11/16	8/5	9/5	14/16
UALR	44/17	43/36	87-53	+34	34-71/20-50	.479/.400	5-20/3-15	.250/.200	14-24/10-18	.583/.556	39/32	+7	20/12	17/32	5/5	23/9	20/18
UMES	52/23	40/37	92-60	+32	36-75/20-67	.480/.299	11-29/6-24	.379/.250	9-15/14-20	.600/.700	55/31	+24	24/11	15/13	9/7	6/10	15/8
Marshall	29/25	43/31	72-56	+16	29-64/17-43	.453/.395	6-17/8-12	.353/.667	8-13/14-27	.615/.519	40/31	+9	14/9	11/20	3/2	9/4	22/15
Xavier	22/24	38/21	60-45	+15	21-64/20-53	.328/.377	5-24/2-13	.208/.154	13-19/3-14	.684/.214	47/37	+10	8/11	13/15	8/2	9/7	16/18
WRIGHT STATE	22/28	46/30	68-58	+10	26-68/19-59	.382/.322	5-18/8-21	.278/.381	11-21/12-18	.524/.667	49/38	+11	12/12	10/11	10/3	6/4	15/22
NEW MEXICO	26/22	28/33	54-55	(1)	20-64/21-54	.313/.389	11-26/7-19	.423/.368	3-4/6-11	.750/.545	40/35	+5	11/15	11/14	4/4	7/2	13/12
Pittsburgh	26/34	44/27	70-61	+9	21-51/23-52	.412/.442	3-16/0-10	.188/.000	25-35/15-25	.714/.600	37/32	+5	7/12	9/9	4/6	3/4	20/23
ST. JOHN'S	21/24	31/29	52-53	(1)	19-60/22-55	.317/.400	8-26/1-9	.308/.111	6-11/8-11	.545/.727	34/40	(6)	8/10	16/17	3/5	8/7	13/14
NOTRE DAME	28/32	32/34	60-66	(6)	23-49/24-48	.469/.500	9-21/9-16	.429/.563	5-11/9-13	.455/.692	28/23	+5	18/14	9/7	5/1	2/2	18/10
Rutgers	27/15	41/43	68-58	+10	20-53/20-53	.377/.377	5-22/5-17	.227/.294	23-32/13-17	.719/.765	41/34	+7	6/11	6/9	4/3	4/2	18/25
DePaul	41/38	34/32	75-70	+5	25-42/31-66	.595/.470	6-13/2-14	.462/.143	19-31/6-8	.613/.750	35/27	+8	15/13	19/10	12/2	2/10	15/21
MARQUETTE	29/13	34/50	71-69	+2	20-58/20-62	.345/.323	8-26/8-25	.308/.320	23-29/21-31	.793/.677	41/41	-	11/10	12/11	12/4	5/6	27/24
Syracuse	18/22	37/35	55-57	(2)	18-55/23-50	.327/.460	10-32/6-18	.313/.333	9-10/5-7	.900/.714	38/28	+10	13/11	10/6	1/5	2/7	11/8
RUTGERS	22/30	40/24	62-54	+8	18-48/18-48	.375/.375	5-21/8-17	.238/.471	21-29/10-11	.724/.909	35/27	+8	14/8	17/21	8/2	7/8	16/25
Seton Hall	33/28	32/31	65-59	+6	18-49/21-55	.367/.382	8-26/6-22	.308/.273	21-27/11-18	.778/.611	39/34	+5	13/13	13/14	6/1	9/6	18/24
Providence	21/26	29/28	50-54	(4)	18-48/21-49	.375/.429	3-13/2-17	.231/.118	11-20/10-17	.550/.588	38/31	+7	8/13	15/10	3/2	5/2	20/19
PITTSBURGH	31/26	21/36	52-62	(10)	16-52/20-44	.308/.455	4-25/4-8	.160/.500	16-22/18-27	.727/.667	33/30	+3	8/13	12/7	3/4	4/4	20/19
VILLANOVA	32/29	36/21	68-50	+18	21-53/20-47	.396/.426	12-25/3-13	.480/.231	14-24/7-15	.583/.467	31/36	(5)	13/12	11/19	5/3	9/4	16/19
GEORGETOWN	25/31	30/31	55-62	(7)	17-54/20-48	.315/.417	4-24/3-12	.167/.250	17-30/19-25	.567/.760	37/32	+5	10/11	11/10	8/1	5/5	20/21
UConn	34/37	21/18	66-73	(7)	26-63/21-51	.413/.412	6-22/10-19	.273/.526	8-10/21-27	.800/.778	44/28	+16	9/12	12/6	6/4	2/6	22/12
Notre Dame	15/29	26/33	41-62	(21)	17-54/22-47	.315/.468	2-12/5-18	.167/.278	5-12/13-16	.417/.813	27/43	(16)	5/18	5/11	3/5	5/3	20/15
UConn	24/29	37/27	61-56	+5	20-65/18-52	.308/.346	9-31/2-18	.290/.111	12-21/18-24	.571/.750	41/41	-	10/8	8/15	5/4	10/2	19/17
LOUISVILLE	31/35	20/32	51-67	(16)	18-51/28-58	.353/.483	6-21/3-9	.286/.333	9-13/8-11	.692/.727	37/31	+6	9/10	21/9	6/3	4/12	15/13
USF	23/28	24/19	61-53	+8	20-49/20-49	.408/.408	7-22/7-19	.318/.368	14-19/6-8	.737/.750	35/24	+11	10/9	15/13	5/2	7/5	15/19
Providence	31/23	30/21	61-44	+17	22-55/18-64	.400/.281	5-15/1-16	.333/.063	12-17/7-11	.706/.636	46/40	+6	12/12	10/7	7/1	5/5	18/18
Georgetown	24/29	19/33	43-62	(19)	14-38/21-48	.368/.438	6-17/7-17	.353/.412	9-13/13-18	.692/.722	26/29	(3)	8/12	15/9	5/1	6/7	21/15
Creighton	27/32	36/35	63-67	(4)	27-64/19-42	.422/.452	5-20/7-15	.250/.467	4-9/22-25	.444/.880	31/32	(1)	12/16	9/16	4/2	9/2	22/11

Note: Game totals are displayed in the format TEAM/OPPONENT for each category

2012-13 SEASON HIGHS AND LOWS

CINCINNATI	HIGH	LOW	OPPONENT	HIGH	LOW
Points	102, Miss. Valley St. (11/13/12)	41, at Notre Dame (2/24/13)	Points	73, at UConn (2/21/13)	39, NC AGT (11/18/12)
FG Made	39, Miss. Valley St. (11/13/12)	14, vs Georgetown (3/14/13)	FGs Made	31, at DePaul (1/15/13)	10, NC AGT (11/18/12)
FG Att.	71, Ark.-Little Rock (12/6/12)	38, vs Georgetown (3/14/13)	FG Atts	67, 3x, last v. UMES (12/8/12)	42, vs Creighton (3/22/13)
FG Pct.	.595 (25-42), at DePaul (1/15/13)	.308 (20-65), 2x, v. last UConn (3/2/13)	FG Pct.	.500 (24-48), Notre Dame (1/7/13)	.152 (10-66), NC AGT (11/18/12)
3-Pt FG Made	12, Villanova (2/12/13)	2, 2x, last v. Alabama (12/1/12)	3 Pt FGs Made	10, at UConn (2/21/13)	0, at Pittsburgh (12/31/12)
3-Pt FG Atts	32, at Syracuse (1/21/13)	11, Alabama (12/1/12)	3 Pt FG Atts	27, vs Iowa State (11/23/12)	8, at Pittsburgh (2/9/13)
3-Pt Pct.	.480 (12-25), Villanova (2/12/13)	.160 (4-25), Pittsburgh (2/9/13)	3 Pt FG Pct.	.667 (8-12), at Marshall (12/15/12)	.000 (0-10), at Pittsburgh (12/31/12)
FT Made	25, at Pittsburgh (12/31/12)	3, New Mexico (12/27/12)	Free Throws Made	23, vs Oregon (11/24/12)	2, Alabama (12/1/12)
FT Atts	35, at Pittsburgh (12/31/12)	4, New Mexico (12/27/12)	Free Throws Atts	31, Marquette (1/19/13)	3, Alabama (12/1/12)
FT Pct.	.920 (23-25), vs Iowa State (11/23/12)	.391 (9-23), N.C. AGT (11/18/12)	Free Throw Pct.	.909 (10-11), Rutgers (1/30/13)	.214 (3-14) vs Xavier (12/19/12)
Rebounds	56, North Carolina AGT (11/18/12)	26, vs Georgetown (3/14/13)	Rebounds	46, vs Iowa State (11/23/12)	23, Notre Dame (1/7/13)
Assists	24, 2x, last vs. UMES (12/8/12)	5, at Notre Dame (2/24/13)	Assists	18, at Notre Dame (2/24/13)	5, NC AGT (11/18/12)
Steals	23, Ark.-Little Rock (12/6/12)	2, 4x, last at UConn (2/21/13)	Steals	13, UT Martin (11/11/12)	2, 6x, last vs Creighton (3/22/13)
Blocked Shots	12, 3x, last Marquette (1/19/13)	1, at Syracuse (1/21/13)	Blocked Shots	7, 2x, last 7 v. UMES (12/8/12)	1, 6x, last vs Georgetown (3/14/13)
Turnovers	21, at Louisville (3/4/13)	5, at Notre Dame (2/24/13)	Turnovers	32, Ark.-Little Rock (12/6/12)	6, 2x, last at UConn (2/21/13)
Fouls	27, Marquette (1/19/13)	11, at Syracuse (1/21/13)	Fouls	25, 4x, last v. Rutgers (1/30/13)	8, at Syracuse (1/21/13)

POINTS-REBOUNDS-ASSISTS

OPPONENT	Date	DAVIS III	WRIGHT	RUBLES	THOMAS	JACKSON	EPPENSTNR	MBODJ	GUYN	SANDERS	KILPATRICK	GAINES	NYARSUK	PARKER
UT MARTIN	11/11/12	5-1-3	16-4-3	8-7-4	3-1-0	7-11-2	0-0-0	5-6-0	4-2-1	1-2-3	14-3-1	DNP	9-6-0	8-6-2
MISS. VALLEY ST.	11/13/12	9-4-2	11-0-5	8-7-5	6-4-2	5-8-0	0-0-1	8-6-0	4-1-1	8-3-1	20-7-1	2-3-0	8-3-0	13-4-2
NORTH CAROLINA A&T	11/18/12	5-4-0	13-3-2	6-3-2	6-4-3	6-7-3	1-1-1	8-4-0	8-4-1	2-3-1	29-7-5	0-3-0	6-6-1	3-3-5
CAMPBELL	11/20/12	3-1-0	28-1-2	5-6-3	0-2-1	2-6-1	DNP	2-4-0	5-1-0	4-2-1	15-10-3	0-1-0	6-4-0	21-8-2
vs Iowa State	11/23/12	DNP	14-3-5	10-5-0	0-0-0	4-6-0	DNP	2-5-0	3-0-0	6-3-2	32-5-3	DNP	5-5-1	2-2-0
vs Oregon	11/24/12	DNP	17-1-1	13-4-1	4-3-0	2-5-4	DNP	2-4-0	0-0-2	7-4-2	16-8-3	0-1-0	0-5-0	16-4-0
ALABAMA	12/01/12	DNP	8-1-1	10-5-1	DNP	0-2-1	DNP	8-5-0	2-1-0	4-0-0	13-5-2	DNP	0-3-0	13-6-2
UALR	12/6/12	DNP	8-1-4	6-2-2	2-3-0	7-4-4	0-0-0	12-7-0	6-1-3	5-5-3	18-6-2	0-0-0	12-6-0	11-2-2
UMES	12/8/12	DNP	20-4-9	7-10-4	11-7-3	9-7-2	2-0-0	0-3-1	0-1-0	2-2-0	23-4-1	2-3-0	4-2-0	12-6-4
at Marshall	12/15/12	DNP	14-1-3	2-8-2	8-3-2	10-1-3	DNP	9-4-0	0-0-0	4-4-1	13-6-2	DNP	4-5-0	8-3-1
vs Xavier	12/19/12	DNP	15-6-4	2-9-1	2-2-0	0-5-2	DNP	3-5-0	2-0-0	0-0-0	25-7-0	DNP	0-2-0	11-6-1
WRIGHT STATE	12/22/12	DNP	6-4-3	11-9-3	1-2-0	9-7-1	DNP	4-5-0	0-1-1	2-4-0	12-6-4	0-1-0	2-2-0	21-5-0
NEW MEXICO	12/27/12	DNP	12-3-4	2-2-1	5-1-0	0-8-1	DNP	4-10-1	0-0-0	0-1-0	15-4-2	DNP	2-0-0	14-6-2
at Pittsburgh	12/31/12	DNP	18-2-2	5-4-3	2-3-0	4-3-0	DNP	6-5-0	0-0-0	0-1-1	16-4-0	0-0-0	6-3-0	13-5-1
ST. JOHN'S	1/5/13	DNP	23-10-1	14-3-2	0-1-0	0-1-0	DNP	3-10-1	DNP	2-0-0	7-5-2	0-0-0	0-0-0	3-4-2
NOTRE DAME	1/7/13	DNP	5-0-8	2-7-5	5-3-2	DNP	DNP	8-3-0	3-1-0	8-1-1	15-4-1	2-4-0	4-3-0	8-1-1
at Rutgers	1/12/13	DNP	23-3-2	7-11-0	0-0-0	6-8-1	DNP	2-3-0	0-0-1	9-2-0	10-1-1	DNP	0-2-0	11-8-1
at DePaul	1/15/13	DNP	20-2-7	2-3-1	4-0-0	2-4-1	DNP	6-3-0	7-2-0	2-3-2	18-6-3	DNP	2-3-1	12-3-0
MARQUETTE	1/19/13	DNP	DNP	12-10-2	0-2-0	4-3-0	DNP	2-1-0	2-2-2	6-2-1	36-4-0	0-2-0	2-2-1	7-8-5
at Syracuse	1/21/13	DNP	5-1-0	5-6-5	0-0-0	4-5-1	DNP	9-6-1	0-1-0	0-3-0	21-5-2	DNP	0-0-0	11-6-4
RUTGERS	1/30/13	DNP	6-3-3	6-4-2	0-0-0	7-7-3	DNP	10-5-1	5-0-0	0-2-0	19-6-4	2-2-0	0-0-0	7-3-1
at Seton Hall	2/2/13	DNP	17-3-4	2-6-1	0-1-0	3-5-4	DNP	7-7-1	0-1-0	2-1-0	21-7-1	2-1-0	2-2-0	9-2-2
at Providence	2/6/13	DNP	6-2-2	0-4-1	6-4-0	5-9-4	DNP	6-3-0	0-0-0	0-0-0	13-2-1	0-3-0	2-0-0	12-10-0
PITT	2/9/13	DNP	5-0-2	8-8-1	2-0-0	3-1-1	DNP	4-1-0	3-1-0	4-4-1	16-4-1	0-3-0	0-3-1	7-3-1
VILLANOVA	2/12/13	DNP	11-2-4	4-4-3	1-0-0	0-3-1	DNP	2-1-0	5-0-1	7-4-1	19-8-2	0-0-0	0-0-0	19-6-1
GEORGETOWN	2/15/13	DNP	12-3-3	4-3-1	0-0-0	5-8-2	DNP	3-7-0	0-1-0	2-2-0	12-6-4	DNP	2-0-0	15-6-0
at UCONN	2/21/13	DNP	10-2-5	7-5-0	2-3-1	4-3-1	DNP	4-4-0	5-1-0	2-1-0	18-7-0	0-1-0	0-2-2	14-5-0
at Notre Dame	2/24/13	DNP	0-1-1	7-7-1	7-5-1	2-2-0	DNP	4-4-0	3-2-0	0-0-1	6-2-1	0-0-0	0-1-0	12-1-0
UCONN	3/2/13	DNP	10-3-2	4-7-2	0-2-0	DNP	DNP	3-2-0	3-1-0	9-4-0	20-5-3	0-1-0	6-6-0	6-5-3
at LOUISVILLE	3/4/13	DNP	15-2-0	2-9-4	0-0-0	DNP	DNP	4-4-1	3-0-0	0-3-2	12-5-1	1-2-0	2-5-0	12-4-1
USF	3/9/13	DNP	15-0-1	4-9-1	2-0-0	DNP	0-0-1	8-9-0	3-0-0	2-1-2	13-5-1	0-0-1	0-0-0	14-8-3
vs Providence	3/13/13	DNP	6-3-5	2-2-1	5-8-1	0-5-1	DNP	8-7-0	2-1-0	6-2-0	17-4-1	DNP	DNP	15-10-3
vs Georgetown	3/14/13	DNP	14-2-2	2-2-0	4-3-0	3-4-0	0-0-0	4-3-1	0-0-1	0-1-0	4-5-3	0-0-0	0-0-0	12-2-1
vs Creighton	3/22/13	DNP	15-4-6	11-8-2	12-4-0	2-4-0	DNP	2-3-0	2-0-0	0-1-0	19-3-2	DNP	0-0-0	0-1-2

P-R-A: Points-Rebounds-Assists.

CINCINNATI'S RANKINGS IN THE 2012-13 WEEKLY POLLS

Associated Press	Week	USA Today
24	Preseason	RV
24	Nov. 12	24
22	Nov. 19	20
17	Nov. 26	16
11	Dec. 3	12
11	Dec. 10	12
11	Dec. 17	11
8	Dec. 24	8
14	Dec. 31	15
21	Jan. 7	20
RV	Jan. 14	24
21	Jan. 21	20
24	Jan. 28	23
17	Feb. 4	17
RV	Feb. 11	RV
RV	Feb. 18	RV
--	Feb. 25	--
--	Mar. 4	--
--	Mar. 11	--
--	Mar. 18	--
--	Final	--

NON-RETURNING PLAYER CAREER STATISTICS

ALEX EPPENSTEINER'S CAREER STATISTICS

			Total		3-Point		F-Throws		Rebounds											Scoring	
Season	gp-gs	min/avg	fg-fga	pct	fg-fga	pct	ft-fita	pct	off	def	tot	avg	pf	fo	ast	to	blk	stl	pts	avg	
2009-10	6-0	10/1.7	0-3	.000	0-1	.000	0-2	.000	0	0	0	0.0	1	0	2	1	0	0	0	0.0	
2010-11	7-0	10/1.4	1-2	.500	0-0	.000	2-2	1.000	0	0	0	0.0	0	0	0	0	0	1	4	0.6	
2011-12	8-0	17/2.1	2-4	.500	1-2	.500	1-2	.500	0	2	2	0.3	4	0	2	2	0	0	6	0.8	
2012-13	7-1	13/1.9	1-4	.250	0-1	.000	1-2	.500	0	1	1	0.1	0	0	3	0	0	2	3	0.4	
TOTAL	28-1	50/1.8	4-13	.308	1-4	.250	4-8	.500	0	3	3	0.1	5	0	7	3	0	3	13	0.5	

KELVIN GAINES' CAREER STATISTICS

			Total		3-Point		F-Throws		Rebounds											Scoring	
Season	gp-gs	min/avg	fg-fga	pct	fg-fga	pct	ft-fita	pct	off	def	tot	avg	pf	fo	ast	to	blk	stl	pts	avg	
2011-12	17-1	145/8.5	6-15	.400	0-0	.000	2-6	.333	11	27	38	2.2	27	1	2	8	23	5	14	0.8	
2012-13	22-0	131/6.0	5-14	.357	0-0	.000	1-7	.143	14	17	31	1.4	24	0	1	9	15	5	11	0.5	
TOTAL	39-1	276/7.1	11-29	.379	0-0	.000	3-13	.231	25	44	69	1.8	51	1	3	17	38	10	25	0.6	

CHEIKH MBODJ'S CAREER STATISTICS

			Total		3-Point		F-Throws		Rebounds											Scoring	
Season	gp-gs	min/avg	fg-fga	pct	fg-fga	pct	ft-fita	pct	off	def	tot	avg	pf	fo	ast	to	blk	stl	pts	avg	
2011-12	28-1	271/9.7	20-53	.377	1-1	1.000	7-18	.389	29	31	60	2.1	47	1	4	7	19	3	48	1.7	
2012-13	34-32	715/21.0	59-127	.465	0-2	.000	54-79	.684	70	89	159	4.7	117	5	8	29	90	6	172	5.1	
TOTAL	62-33	986/15.9	79-180	.439	1-3	.333	61-97	.629	99	120	219	3.5	164	6	12	36	109	9	220	3.5	

JAQUON PARKER'S CAREER STATISTICS

			Total		3-Point		F-Throws		Rebounds											Scoring	
Season	gp-gs	min/avg	fg-fga	pct	fg-fga	pct	ft-fita	pct	off	def	tot	avg	pf	fo	ast	to	blk	stl	pts	avg	
2009-10	26-8	342/13.2	37-82	.451	17-47	.362	20-33	.606	21	52	73	2.8	22	0	26	19	1	9	111	4.3	
2010-11	23-1	196/8.5	9-49	.184	3-20	.150	14-24	.583	12	28	40	1.7	10	0	18	13	1	5	35	1.5	
2011-12	30-24	798/26.6	99-238	.416	26-70	.371	57-84	.679	55	113	168	5.6	55	0	38	31	2	17	281	9.4	
2012-13	34-34	1019/30.0	127-310	.410	40-100	.400	78-144	.542	71	91	162	4.8	68	0	55	54	1	25	372	10.9	
TOTAL	113-67	2355/20.8	272-679	.401	86-237	.363	169-285	.593	159	284	443	3.9	155	0	137	117	5	56	799	7.1	

CASHMERE WRIGHT'S CAREER STATISTICS

			Total		3-Point		F-Throws		Rebounds											Scoring	
Season	gp-gs	min/avg	fg-fga	pct	fg-fga	pct	ft-fita	pct	off	def	tot	avg	pf	fo	ast	to	blk	stl	pts	avg	
2009-10	34-11	628/18.5	64-180	.356	18-70	.257	38-64	.594	19	49	68	2.0	62	0	69	52	0	25	184	5.4	
2010-11	35-34	889/25.4	98-236	.415	32-91	.352	84-113	.743	10	71	81	2.3	66	0	138	73	2	47	312	8.9	
2011-12	37-36	1156/31.2	149-364	.409	63-170	.371	42-63	.667	28	112	140	3.8	81	3	169	83	2	74	403	10.9	
2012-13	33-33	977/29.6	140-354	.395	73-202	.361	65-81	.802	15	65	80	2.4	53	0	106	60	1	52	418	12.7	
TOTAL	139-114	3650/26.3	451-1134	.398	186-533	.349	229-321	.713	72	297	369	2.7	262	3	482	268	5	198	1317	9.5	



2013-14 Cincinnati Basketball
Cincinnati Combined Team Statistics (as of Nov 10, 2013)
All games



RECORD:	OVERALL	HOME	AWAY	NEUTRAL
ALL GAMES	1-0	1-0	0-0	0-0
CONFERENCE	0-0	0-0	0-0	0-0
NON-CONFERENCE	1-0	1-0	0-0	0-0

##	Player	gp-gs	min	avg	Total		3-Point		F-Throw		Rebounds				pf dq		a	to	blk	stl	pts	avg
					fg-fga	fg%	3fg-fga	3fg%	ft-fa	ft%	off	def	tot	avg	pf	dq						
23	KILPATRICK, Sean	1-1	34	34.0	6-13	.462	2-7	.286	8-9	.889	3	4	7	7.0	3	0	4	2	0	3	22	22.0
02	RUBLES, Titus	1-1	31	31.0	3-7	.429	0-0	.000	7-12	.583	3	5	8	8.0	3	0	0	3	1	3	13	13.0
15	SANDERS, Jermaine	1-0	31	31.0	4-8	.500	3-6	.500	2-3	.667	2	2	4	4.0	2	0	3	0	0	0	13	13.0
05	JACKSON, Justin	1-1	21	21.0	4-5	.800	0-0	.000	0-0	.000	2	1	3	3.0	4	0	0	2	3	0	8	8.0
14	GUYN, Ge'Lawn	1-1	23	23.0	2-7	.286	2-4	.500	0-0	.000	0	1	1	1.0	3	0	3	0	0	0	6	6.0
11	LAWRENCE, Jermaine	1-0	17	17.0	1-4	.250	0-0	.000	4-5	.800	1	1	2	2.0	3	0	1	0	0	2	6	6.0
00	DAVIS III, Jeremiah	1-0	9	9.0	1-2	.500	0-1	.000	0-0	.000	1	1	2	2.0	1	0	0	0	0	0	2	2.0
03	THOMAS, Shaquille	1-1	11	11.0	1-2	.500	0-0	.000	0-0	.000	2	3	5	5.0	2	0	0	3	0	0	2	2.0
10	CAUPAIN, Troy	1-0	13	13.0	0-3	.000	0-1	.000	2-2	1.000	0	2	2	2.0	0	0	2	1	0	0	2	2.0
25	JOHNSON, Kevin	1-0	9	9.0	0-5	.000	0-2	.000	0-0	.000	2	0	2	2.0	1	0	0	0	0	0	0	0.0
33	NYARSUK, David	1-0	1	1.0	0-0	.000	0-0	.000	0-0	.000	0	0	0	0.0	0	0	0	1	0	0	0	0.0
Team											1	1	2									
Total.....		1	200		22-56	.393	7-21	.333	23-31	.742	17	21	38	38.0	22	0	13	12	4	8	74	74.0
Opponents.....		1	200		19-48	.396	3-14	.214	20-28	.714	11	18	29	29.0	29	-	7	16	3	6	61	61.0

TEAM STATISTICS	CIN	OPP
SCORING	74	61
Points per game	74.0	61.0
Scoring margin	+13.0	-
FIELD GOALS-ATT	22-56	19-48
Field goal pct	.393	.396
3 POINT FG-ATT	7-21	3-14
3-point FG pct	.333	.214
3-pt FG made per game	7.0	3.0
FREE THROWS-ATT	23-31	20-28
Free throw pct	.742	.714
F-Throws made per game	23.0	20.0
REBOUNDS	38	29
Rebounds per game	38.0	29.0
Rebounding margin	+9.0	-
ASSISTS	13	7
Assists per game	13.0	7.0
TURNOVERS	12	16
Turnovers per game	12.0	16.0
Turnover margin	+4.0	-
Assist/turnover ratio	1.1	0.4
STEALS	8	6
Steals per game	8.0	6.0
BLOCKS	4	3
Blocks per game	4.0	3.0
ATTENDANCE	6532	0
Home games-Avg/Game	1-6532	0-0
Neutral site-Avg/Game	-	0-0

Date	Opponent		Score	Att.
11/08/13	NORTH CAROLINA CENTR	w	74-61	6532

* - Conference game

Score by Periods	1st	2nd	Totals
Cincinnati	40	34	74
Opponents	26	35	61

Official Basketball Box Score -- Game Totals -- Final Statistics
 North Carolina Centr vs Cincinnati
 11/08/13 8 p.m. ET at Cincinnati, Ohio (Fifth Third Arena)

North Carolina Centr 61 • 0-1

#	Player		Total	3-Ptr	FT-FTA	Rebounds			PF	TP	A	TO	Blk	Stl	Min
			FG-FGA	FG-FGA		Off	Def	Tot							
01	COPELAND, Jay	f	4-8	0-0	3-4	6	2	8	5	11	0	1	1	1	25
05	ANYAORAH, Ebuka	g	3-6	1-2	0-0	1	5	6	4	7	1	2	1	0	37
13	GROVES, Reggie	g	0-4	0-3	1-2	0	4	4	4	1	1	4	0	0	20
14	INGRAM, Jeremy	g	7-14	2-5	11-16	0	0	0	5	27	0	2	0	0	33
32	CHAPMAN, Emanuel	g	1-4	0-2	0-0	0	3	3	2	2	4	3	0	4	36
02	PARKS, Jordan		2-2	0-0	0-0	1	2	3	5	4	0	2	1	0	14
03	MOODY, Juwan		0-0	0-0	0-0	0	0	0	1	0	0	0	0	0	6
40	HOUSTON, Alfonzo		2-10	0-2	5-6	1	1	2	3	9	1	1	0	1	29
Team						2	1	3				1			
Totals			19-48	3-14	20-28	11	18	29	29	61	7	16	3	6	200

FG % 1st Half:	8-23	34.8%	2nd half:	11-25	44.0%	Game:	19-48	39.6%	Deadball
3FG % 1st Half:	1-7	14.3%	2nd half:	2-7	28.6%	Game:	3-14	21.4%	Rebounds
FT % 1st Half:	9-14	64.3%	2nd half:	11-14	78.6%	Game:	20-28	71.4%	4,1

Cincinnati 74 • 1-0

#	Player		Total	3-Ptr	FT-FTA	Rebounds			PF	TP	A	TO	Blk	Stl	Min
			FG-FGA	FG-FGA		Off	Def	Tot							
02	RUBLES, Titus	f	3-7	0-0	7-12	3	5	8	3	13	0	3	1	3	31
03	THOMAS, Shaquille	f	1-2	0-0	0-0	2	3	5	2	2	0	3	0	0	11
05	JACKSON, Justin	f	4-5	0-0	0-0	2	1	3	4	8	0	2	3	0	21
14	GUYN, Ge'Lawn	g	2-7	2-4	0-0	0	1	1	3	6	3	0	0	0	23
23	KILPATRICK, Sean	g	6-13	2-7	8-9	3	4	7	3	22	4	2	0	3	34
00	DAVIS III, Jeremiah		1-2	0-1	0-0	1	1	2	1	2	0	0	0	0	9
10	CAUPAIN, Troy		0-3	0-1	2-2	0	2	2	0	2	2	1	0	0	13
11	LAWRENCE, Jermaine		1-4	0-0	4-5	1	1	2	3	6	1	0	0	2	17
15	SANDERS, Jermaine		4-8	3-6	2-3	2	2	4	2	13	3	0	0	0	31
25	JOHNSON, Kevin		0-5	0-2	0-0	2	0	2	1	0	0	0	0	0	9
33	NYARSUK, David		0-0	0-0	0-0	0	0	0	0	0	0	1	0	0	1
Team						1	1	2							
Totals			22-56	7-21	23-31	17	21	38	22	74	13	12	4	8	200

FG % 1st Half:	12-29	41.4%	2nd half:	10-27	37.0%	Game:	22-56	39.3%	Deadball
3FG % 1st Half:	3-11	27.3%	2nd half:	4-10	40.0%	Game:	7-21	33.3%	Rebounds
FT % 1st Half:	13-19	68.4%	2nd half:	10-12	83.3%	Game:	23-31	74.2%	6,1

Officials: Steve Olson, Archibald Whaley, Bart Lenox
 Technical fouls: North Carolina Centr-COPELAND, Jay. Cincinnati-RUBLES, Titus.
 Attendance: 6532

Score by periods	1st	2nd	Total
North Carolina Centr	26	35	61
Cincinnati	40	34	74