

# CINCINNATI BASKETBALL

2 NATIONAL TITLES • 6 FINAL FOURS • 8 ELITE EIGHTS • 10 SWEET SIXTEENS • 31 NCAA TOURNAMENTS • 39 CONFERENCE CHAMPIONSHIPS

## GAME 31 • REGULAR-SEASON FINALE

<sup>10/10</sup> CINCINNATI (26-4, 15-2) AT <sup>11/11</sup> WICHITA STATE (24-5, 14-3)  
Sunday, March 4 • Noon (ET) • Charles Koch Arena • Wichita, Kan.

## GAME AT A GLANCE

**SERIES INFO:** 31st meeting; Cincinnati leads 18-12 overall; Wichita State leads 8-7 in Wichita, Kan.

Cincinnati leads 11-4 in Cincinnati

**LAST MEETING:** Wichita State won 76-72 on Feb. 18, 2018 at BB&T Arena in Highland Heights, Ky.

**STREAK:** Wichita State - 2

**COACHES:** Mick Cronin is in his 12th season at Cincinnati (263-139); 15th season overall (332-163)

**Gregg Marshall** is in his 11th season at Wichita State (285-95); 20th season overall (479-178)

**AP/USA TODAY RANKINGS (FEB. 26):** Cincinnati (10/10); Wichita State (11/11)

**RADIO:** 700 WLW; **Dan Hoard** provides play-by-play with color analyst **Terry Nelson**

**TV:** CBS; **Andrew Catalan** provides play-by-play with color analyst **Steve Lappas**

**JOIN THE CONVERSATION (TWITTER, FACEBOOK, INSTAGRAM):** @GoBearsMBB or GoBearsMBB

## CINCINNATI PROBABLE STARTERS & RESERVES

NO.	NAME	POS.	HT.	WT.	CL.-EXP.	HOMETOWN	GP-GS	PPG	RPG	APG	MIN
3	Justin Jenifer	G	5-10	175	Jr.-2L	Baltimore, Md.	30-27	5.0	1.0	2.6	19.5
34	Jarron Cumberland	G	6-5	215	So.-1L	Wilmington, Ohio	30-30	11.1	3.8	2.8	28.0
1	Jacob Evans III	G/F	6-6	210	Jr.-2L	Baton Rouge, La.	30-30	13.3	4.4	3.4	30.7
11	Gary Clark	F	6-8	230	Sr.-3L	Clayton, N.C.	30-30	12.8	8.3	2.1	27.6
24	Kyle Washington	F	6-9	230	Sr.-1L	Champlin, Minn.	30-28	12.8	5.3	1.4^	22.7

### OFF THE BENCH

15	Cane Broome	G	6-0	165	Jr.-Tr.	East Hartford, Conn.	28-3	8.4	1.5	3.1	20.2
5	Trevor Moore	G	6-5	200	Fr.-HS	Houston, Texas	29-0	4.0	1.8	0.6*	12.7
13	Trevon Scott	F	6-8	220	R-So.-1L	Darien, Ga.	30-0	3.0	3.6	1.0	12.3
2	Keith Williams	G	6-5	210	Fr.-HS	Brooklyn, N.Y.	28-0	3.5	1.3	0.5	10.6
33	Nysier Brooks	C	6-11	250	So.-1L	Philadelphia, Pa.	30-2	2.9	2.5	0.5^	10.2
22	Eliel Nsoseme	F/C	6-9	220	Fr.-HS	Kinsasha, Congo	25-0	1.0	1.8	0.4^	6.1
20	Mamoudou Diarra	F	6-9	215	Fr.-HS	Bamako, Mali	7-0	2.9	1.9	0.7^	6.6
14	Jackson Bart	F	6-5	215	R-So.-Tr.	Oklahoma City, Okla.	12-0	0.5	0.0	0.0	1.3
31	Sam Martin	G	5-10	160	Fr.-HS	Cincinnati, Ohio	10-0	0.2	0.1	0.2	1.9
32	John Koz	G	6-1	190	So.-1L	Cleveland, Ohio	8-0	0.3	0.3	0.1	1.3

Starters listed based on last game; ^-Blocks; \*-Steals

## CINCINNATI STORYLINES

- » Cincinnati goes for its first outright conference title since 2001-02 Sunday at Wichita State. The Bearcats secured a share of the 2017-18 AAC regular-season title Thursday with the win at Tulane. It marked the second regular-season league championship for UC in the five-year history of The American and the 29th in program history.
- » The Bearcats shared the 2013-14 AAC regular-season crown with Louisville in the inaugural year of the league.
- » The No. 10 Bearcats are ranked in the Associated Press Top 10 for a fifth week this season, a Mick Cronin coaching era high mark.
- » Cincinnati has won 56 games since the start of 2016-17, tied with St. Mary's (Calif.) for third most in the nation.
- » A finalist for the Karl Malone Power Forward of the Year and member of the Citizen Naismith Trophy Late Season Team, **Gary Clark** (12.8 points, 8.3 rebounds, 2.1 assists, 1.5 steals, 1.2 blocks) was named to The American Weekly Honor Roll on

Monday after averaging 17.0 points while shooting 76.5 percent from the field in two wins last week.

- » **Jacob Evans III** (13.3 points, 4.4 rebounds, 3.4 assists, 1.3 steals, 1.0 blocks) is a finalist for the Julius Erving Small Forward of the Year Award.
- » UC head coach **Mick Cronin** was named a semifinalist for the Werner Ladder Naismith Coach of the Year Award last week.
- » **Jarron Cumberland** leads the team in scoring over the last six games, averaging 12.7 points while shooting 43.1 percent (25 of 58) from the field and 88.2 percent (15 of 17) from the free throw line with a team-best 11 three-pointers.
- » **Cane Broome** leads the team, averaging 14.3 points, shooting 71.0 percent (22 of 31) from the floor and 63.6 percent (7 of 11) from three-point range over the last four games.
- » UC has won 26 or more games five times in the last eight seasons.
- » The Bearcats have won 14 of their last 17 conference road games since the start of last season.

## 2017-18 SCHEDULE/RESULTS

Day/Date	Opponent	TV	Time/Result
Wed./Nov. 1	at Bellarmine (Exhibition)-1	None	W, 89-67
Sun./Nov. 5	Embry-Riddle (Exhibition)	BEARCATS TV	W, 101-68
Fri./Nov. 10	Savannah State-2	FSO/ESPN3	W, 107-77
Mon./Nov. 13	Western Carolina	ESPN3	W, 102-51
Thurs./Nov. 16	Coppin State	FSO/ESPN3	W, 97-54
CAYMAN ISLANDS CLASSIC (GEORGE TOWN, CAYMAN ISLANDS)			
Mon./Nov. 20	Buffalo-3	FloHoops	W, 73-67
Tues./Nov. 21	Richmond-3	FloHoops	W, 75-48
Wed./Nov. 22	Wyoming-3	FloHoops	W, 78-53
Mon./Nov. 27	Alabama State	ESPNU	W, 83-51
Sat./Dec. 2	at No. 21 Xavier-4	FS1	L, 76-89
Sat./Dec. 9	vs. No. 5 Florida-5	ESPN2	L, 60-66
Tues./Dec. 12	Mississippi State	ESPN2	W, 65-50
Sat./Dec. 16	at UCLA	CBS	W, 77-63
Tues./Dec. 19	Arkansas-Pine Bluff	ESPN3	W, 77-49
Thurs./Dec. 21	Cleveland State	ESPN3	W, 81-62
Sun./Dec. 31	Memphis •	ESPNU	W, 82-48
Thurs./Jan. 4	at Temple •	ESPN2	W, 55-53
Sun./Jan. 7	SMU •	ESPN2	W, 76-56
Sat./Jan. 13	at USF •	ESPNNews	W, 78-55
Tues./Jan. 16	at UCF •	CBS Sports Network	W, 49-38
Sat./Jan. 20	ECU •	ESPNNews	W, 86-60
Wed./Jan. 24	Temple •	CBS Sports Network	W, 75-42
Sat./Jan. 27	at Memphis •	CBS Sports Network	W, 62-48
Wed./Jan. 31	Houston •	CBS Sports Network	W, 80-70
Sat./Feb. 3	at UConn • (Storrs, Conn.)	ESPN2	W, 65-57
Tues./Feb. 6	UCF •	CBS Sports Network	W, 77-40
Sun./Feb. 11	at SMU •	ESPN	W, 76-51
Thurs./Feb. 15	at Houston •	CBS Sports Network	L, 62-67
Sun./Feb. 18	No. 19 Wichita State •	ESPN	L, 72-76
Thurs./Feb. 22	UConn •	ESPN	W, 77-52
Sun./Feb. 25	Tulsa •	CBS Sports Network	W, 82-74
Thurs./March 1	at Tulane •	ESPN	W, 78-49
Sun./March 4	at No. 11 Wichita State •	CBS	Noon
AMERICAN CHAMPIONSHIP (ORLANDO, FLA.)			
March 8-11	TBA-6	ESPN/CBS	TBA
NCAA CHAMPIONSHIP			
March 13-14	First Four-7	Turner	TBA
March 15-18	First & Second Rounds-8	CBS/Turner	TBA
March 22-25	Regional Semifinals & Finals-9	CBS/Turner	TBA
March 31-Apr. 2	Final Four & Championship-10	CBS/Turner	TBA

**Notes:** Cincinnati will play its home games at BB&T Arena in Highland Heights, Kentucky, during the 2017-18 season. All times listed are Eastern. Home games are in **boldface**. (•) - Denotes American Athletic Conference game.

**Key:** FSO - FOX Sports Ohio; FloHoops - Internet stream, subscription required  
FS1 - Fox Sports 1; ESPN/ESPN2 - Game times and/or television network information will be announced about two weeks prior.

1-Louisville, Ky. (Freedom Hall); 2-Cayman Islands Classic (campus sites); 3-Cayman Islands Classic (John Gray Gymnasium); 4-Skyline Chili Crosstown Shootout (Cintas Center); 5-Never Forget Tribute Classic (Prudential Center); 6-American Championship (Amway Center); 7-NCAA Championship First Four site: Dayton, Ohio (University of Dayton Arena); 8-NCAA Championship First and Second Round sites: Pittsburgh, Pa. (CONSOL Energy Center), Wichita, Kan. (Intrust Bank Arena), Dallas, Texas (American Airlines Arena), Boise, Idaho (Taco Bell Arena), Charlotte, N.C. (Time Warner Cable Arena), Detroit, Mich. (New Detroit Arena), Nashville, Tenn. (Bridgestone Arena), San Diego, Calif. (Viejas Arena); 9-NCAA Championship Regional sites: Atlanta, Ga. (Philips Arena), Los Angeles, Calif. (Staples Center), Boston, Mass. (TD Garden), Omaha, Neb. (CenturyLink Center); 10-NCAA Championship Final Four site: San Antonio, Texas (Alamodome).

# WE WEAR CINCINNATI!

## 2017-18 CINCINNATI NUMERICAL ROSTER

NO.	NAME	POS.	HT.	WT.	CLASS	EXP.	HOMETOWN/LAST SCHOOL
1	Jacob Evans III	G/F	6-6	210	Jr.	2L	Baton Rouge, La./St. Michael the Archangel HS
2	Keith Williams	G	6-5	210	Fr.	HS	Brooklyn, N.Y./Bishop Loughlin Memorial
3	Justin Jenifer	G	5-10	175	Jr.	2L	Baltimore, Md./Milford Mill Academy
5	Trevor Moore	G	6-5	200	Fr.	HS	Houston, Texas/South Kent Prep (Conn.)
11	Gary Clark	F	6-8	230	Sr.	3L	Clayton, N.C./Clayton HS
13	Trevon Scott	F	6-8	220	R-So.	1L	Darien, Ga./McIntosh County Academy
14	Jackson Bart #	F	6-5	215	R-So.	1L	Oklahoma City, Okla./Bartlesville HS/Oral Roberts
15	Cane Broome @	G	6-0	165	Jr.	Tr.	East Hartford, Conn./Sacred Heart
20	Mamoudou Diarra	F	6-9	215	Fr.	HS	Bamako, Mali/22 Feet Academy (S.C.)
22	Eliel Nsoseme	F/C	6-9	220	Fr.	HS	Kinsasha, Congo/RISE Centre Academy (Ontario, Canada)
24	Kyle Washington	F	6-9	230	Sr.	1L	Champlin, Minn./NC State
31	Sam Martin #	G	5-10	160	Fr.	HS	Cincinnati, Ohio/Summit Country Day
32	John Koz #	G	6-1	190	So.	1L	Cleveland, Ohio/Bay HS
33	Nysier Brooks	C	6-11	250	So.	1L	Philadelphia, Pa./Advanced Prep International (Texas)
34	Jarron Cumberland	G	6-5	215	So.	1L	Wilmington, Ohio/Wilmington HS

## 2017-18 CINCINNATI ALPHABETICAL ROSTER

NO.	NAME	POS.	HT.	WT.	CLASS	EXP.	HOMETOWN/LAST SCHOOL
14	Jackson Bart #	F	6-5	215	R-So.	1L	Oklahoma City, Okla./Bartlesville HS/Oral Roberts
33	Nysier Brooks	C	6-11	250	So.	1L	Philadelphia, Pa./Advanced Prep International (Texas)
15	Cane Broome @	G	6-0	165	Jr.	Tr.	East Hartford, Conn./Sacred Heart
11	Gary Clark	F	6-8	230	Sr.	3L	Clayton, N.C./Clayton HS
34	Jarron Cumberland	G	6-5	215	So.	1L	Wilmington, Ohio/Wilmington HS
20	Mamoudou Diarra	F	6-9	215	Fr.	HS	Bamako, Mali/22 Feet Academy (S.C.)
1	Jacob Evans III	G/F	6-6	210	Jr.	2L	Baton Rouge, La./St. Michael the Archangel HS
3	Justin Jenifer	G	5-10	175	Jr.	2L	Baltimore, Md./Milford Mill Academy
32	John Koz #	G	6-1	190	So.	1L	Cleveland, Ohio/Bay HS
31	Sam Martin #	G	5-10	160	Fr.	HS	Cincinnati, Ohio/Summit Country Day
5	Trevor Moore	G	6-5	200	Fr.	HS	Houston, Texas/South Kent Prep (Conn.)
22	Eliel Nsoseme	F/C	6-9	220	Fr.	HS	Kinsasha, Congo/RISE Centre Academy (Ontario, Canada)
13	Trevon Scott	F	6-8	220	R-So.	1L	Darien, Ga./McIntosh County Academy
24	Kyle Washington	F	6-9	230	Sr.	1L	Champlin, Minn./NC State
2	Keith Williams	G	6-5	210	Fr.	HS	Brooklyn, N.Y./Bishop Loughlin Memorial

@ - Eligible after sitting out the 2016-17 season due to NCAA transfer rules; # - Walk-on

### COACHING & SUPPORT STAFF

Head Coach: Mick Cronin (12th season at UC; 15th season overall)

Associate Head Coach: Larry Davis

Assistant Coaches: Darren Savino, Antwon Jackson

Director of Basketball Operations: Mark Berger

Director of Student-Athlete Development: T.J. Wolf

Video, Analytics & Recruiting Coordinator: Greg YOUNCOFSKI

Program Assistant: JaQuon Parker

Student Assistant Coach: DerMarr Johnson

Senior Associate AD/Medical Services: Bob Mangine

Director of Sports Performance: Mike Rehfeldt

Assistant Director of Equipment: Andy Frigge

## CINCINNATI QUICK FACTS

### GENERAL INFORMATION

Location	Cincinnati, Ohio 45221
Founded	1819
Enrollment	44,783
Nickname	Bearcats
Colors	Red (PMS: 186) and Black
Arena (Capacity)	BB&T Arena [in Highland Heights, Ky.] (9,400)
Affiliation	NCAA Division I
Conference	American
President	Dr. Neville G. Pinto
Director of Athletics	Mike Bohn
Faculty Representative	Dr. David M. Szymanski
Department of Athletics Phone	(513) 556-4603
Athletics Ticket Office Phone	(877) CATS-TIX

### ATHLETIC COMMUNICATIONS

Asst. AD/Primary Basketball Contact	Andre Foushee
Office/Cell Phone	(513) 556-5182/(859) 797-7871
Email Address	Andre.Foushee@uc.edu
Assoc. Director/Secondary Basketball Contact	Alex Ryan
Office/Cell Phone	513-556-0618/(513) 623-9992
Email Address	Alex.Ryan@uc.edu
Press Row Phone	(513) 556-3800
Website	GoBears.com
Twitter, Facebook, Instagram	@GoBears.com or GoBears.com

### BASKETBALL STAFF

Head Coach	Mick Cronin (Cincinnati '97)
Basketball Office Phone	(513) 556-5847
Associate Head Coach	Larry Davis (Asbury '78)
Assistant Coach	Darren Savino (Jersey City '94)
Assistant Coach	Antwon Jackson (Pikeville College '93)
Director of Operations	Mark Berger (Cincinnati '01)
Dir. of Student-Athlete Development	T.J. Wolf (Murray State '07)
Video, Analytics & Recruiting Coordinator	Greg YOUNCOFSKI (Kansas '13)
Program Assistant	JaQuon Parker (Cincinnati '14)
Student Assistant	DerMarr Johnson
Sr. Assoc. AD/Medical Services	Bob Mangine (Pittsburgh '73)
Dir. of Sports Performance	Mike Rehfeldt (St. Cloud St. '05)
Administrative Assistant	Winona Shaw-Gunn

### HISTORY

First season of basketball	1901-02
All-time record	1,783-1,007 (.639)
NCAA appearances / last	31 / 2017
All-time record	45-30 (.600)
NCAA Championships	2 / 1961, 1962
Final Four appearances / last	6 / 1992
Elite Eight appearances / last	8 / 1996
Sweet 16 appearances / last	10 / 2012
Conference Championships / last	38 / 2014
Postseason NIT appearances / last	10 / 2010
All-time record	8-10 (.444)

## PRONUNCIATION

NYSIER Brooks	nah-SEER
JARRON Cumberland	JAIR-in
MAMOUDOU DIARRA	MAMA-doo DEE-are-eh
John KOZ	rhymes with nose
ELIEL NSOSEME	A-lee-el SO-seme
Trevon Scott	TREY-vaughn

## ROSTER INFORMATION

### By State/Country

Congo	(1) Eliel Nsoseme
Connecticut	(1) Cane Broome
Georgia	(1) Trevon Scott
Louisiana	(1) Jacob Evans
Mali	(1) Mamoudou Diarra
Maryland	(1) Justin Jenifer
Minnesota	(1) Kyle Washington
North Carolina	(1) Gary Clark
New York	(1) Keith Williams
Ohio	(3) Jarron Cumberland, John Koz, Sam Martin
Oklahoma	(1) Jackson Bart
Pennsylvania	(1) Nysier Brooks
Texas	(1) Trevor Moore

### By Class

True Freshmen	(5) Mamoudou Diarra, Sam Martin, Trevor Moore, Eliel Nsoseme, Keith Williams
Sophomores	(2) Nysier Brooks, Jarron Cumberland
R-Sophomores	(2) Jackson Bart, Trevon Scott
Juniors	(3) Cane Broome, Jacob Evans III, Justin Jenifer
Seniors	(2) Gary Clark, Kyle Washington

### By Height

6-11	(1) Nysier Brooks
6-9	(3) Mamoudou Diarra, Eliel Nsoseme, Kyle Washington
6-8	(2) Gary Clark, Trevon Scott
6-6	(1) Jacob Evans III
6-5	(4) Jackson Bart, Jarron Cumberland, Trevor Moore, Keith Williams
6-1	(1) John Koz
6-0	(1) Cane Broome
5-10	(2) Justin Jenifer, Sam Martin

### TEAM INFORMATION

2016-17 Record	30-6
American Athletic Conference Record (Place)	16-2 (2nd)
Starters returning/lost	3/2
Letterwinners returning/lost	9/4
Percent of scoring returning	74.6 percent (1,994 of 2,674)
Percent of rebounding returning	79.8 percent (997 of 1,224)



## GAME PREVIEW

- » The 10th-ranked Cincinnati Bearcats (26-4, 15-2 American) look to clinch the American Athletic Conference regular-season title outright Sunday when they play at No. 11/11 Wichita State (24-5, 14-3). Tipoff is set for noon ET on CBS and 700 WLW.
- » Cincinnati clinched a share of the AAC regular-season title Thursday when it recorded a 78-49 win at Tulane. Four Bearcats scored in double figures led by Kyle Washington, who tallied a game-high 16 points with seven rebounds. Cane Broome had 13 points on 6-of-7 shooting. Jacob Evans III (11 points) and Trevon Scott (10) also scored in double figures for Cincinnati.
- » Wichita State earned a 75-71 overtime victory at UCF on Thursday. Shaquille Morris led the Shockers with 19 points, nine rebounds and three blocks. Landry Shamet added 14 points and six assists.
- » Wichita State won the first meeting between the Bearcats and Shockers, 76-72, on Feb. 11 at BB&T Arena in Highland Heights, Ky.
- » UC owns an 18-12 overall lead in the series with Wichita State, including a 16-10 mark when the Bearcats were members of the Missouri Valley Conference (1958-70).

## WHAT'S AT STAKE

- » Cincinnati clinched at least a share of The American's regular-season title on Thursday with its 78-49 win at Tulane.
- » With a win over Wichita State on Sunday, Cincinnati would earn its first outright conference regular-season title since 2001-02 (Conference USA).
- » A win over the Shockers Sunday would give the Bearcats the top seed in the American Championship, March 8-11, at the Amway Center in Orlando Fla. As the No. 1 seed UC would play Friday, March 9 at noon ET on ESPN2/700 WLW against the winner of Thursday's No. 8 seed vs. No. 9 seed matchup.
- » A loss to Wichita State on Sunday would result in a No. 2 seed in the American Championship for UC with the Bearcats playing Friday, March 9 at 7 p.m. ET on ESPNU/700 WLW against the winner of Thursday's No. 7 seed vs. No. 10 seed matchup.
- » Wichita State owns the head-to-head tiebreaker - and thus would receive the tournament's No. 1 seed - over Cincinnati if the Shockers win on Sunday. Wichita State claimed a 76-72 win over UC on Feb. 18 at BB&T Arena in Highland Heights, Ky.

## BEARCATS OWN AT LEAST A SHARE OF AAC LEAGUE TITLE AFTER WIN AT TULANE

- » Cincinnati assured itself a share of the 2017-18 AAC regular-season title Thursday with its 78-49 win at Tulane.
- » It marks the second regular-season league championship for UC in the five-year history of The American and the 29th regular-season conference title in program history.
- » The Bearcats shared the 2013-14 AAC regular-season crown with Louisville in the inaugural year of the league.

## SCOUTING WICHITA STATE

- » Wichita State has won a league-best seven consecutive games since dropping an 81-79 overtime loss at Temple on Feb. 1.
- » The Shockers ranked first or second in the AAC in nine categories entering Friday: scoring (1st at 83.9), field goal percentage (1st at .483), rebounds (1st at 40.9), defensive rebounds (1st at 30.8), three-point field goals (1st at 9.3), assists (1st at 18.9, rebound margin (1st at +10.1), assist-to-turnover ratio (1st at 1.6), free throw percent (2nd at .735).
- » Wichita State has been out-rebounded only twice this season (Houston [1/4] and Cincinnati [2/18]).
- » Landry Shamet leads the league in assists (5.2) and assist-to-turnover ratio (2.5). He's third in threes per game (2.5), fourth in three-point percentage (.444) and 10th in scoring (14.5).
- » Rashard Kelly is The American's top offensive rebounder (3.1) and is fourth in overall rebounds (7.4).
- » Shaquille Morris leads the league in blocks per game (1.7) and ranks second in field goal percentage (.562).
- » Austin Reaves ranks second in the league in three-point percentage (.457).
- » Wichita State is averaging 90.5 points this season at home, posting a 13-2 mark and margin of victory of 19.2 points.
- » One of five schools to win an NCAA Tournament game in each of the last five years, Wichita State has registered 10 NCAA tourney wins since 2013, tied for fifth-most in college basketball. It has posted four 30-win seasons in the last five years, highlighted by a trip to the Final Four in 2013.

## SERIES HISTORY

- » Cincinnati leads its series with Wichita State 18-12 overall, including an 11-4 mark at home. The Shockers lead the Bearcats 8-7 in games played in Wichita, Kan.
- » Earlier last month, then-No. 19 Wichita State earned a 76-72 win over then-No. 5 Cincinnati on Feb. 18 at BB&T Arena in Highland Heights, Ky. The matchup marked the first meeting in the series since an 87-67 Wichita State win over Cincinnati on Dec. 5, 1981.
- » Cincinnati posted a 16-10 mark against Wichita State from 1957-58 through 1969-70 during the Bearcats' membership in the Missouri Valley Conference.
- » During its 13 seasons in the MVC, Cincinnati posted a 286-76 overall record, 128-52 conference mark, won seven league championships, advanced to five consecutive Final Fours (1959-63) and claimed two national titles (1961 and 1962).
- » Prior to becoming AAC league members, the two schools met three times after Cincinnati left the MVC. Before the 1981 meeting, UC posted a 92-85 win at Wichita State on Jan. 26, 1976 and a 68-60 home win on Jan. 26, 1977 at Riverfront Coliseum (now U.S. Bank Arena) in Cincinnati.
- » The 1977 meeting marks Cincinnati's last win in the series.

## LAST MEETING

- » **EARLIER THIS SEASON IN CINCINNATI**
- » **WICHITA STATE 76, CINCINNATI 72 - (FEB. 18, 2017)**
- » (AP) - Landry Shamet scored 19 points, and No. 19 Wichita State ended the nation's longest home-court winning streak, beating No. 5 Cincinnati 76-72 at BB&T Arena in Cincinnati.
- » The Bearcats had won their last 39 home games.
- » The Shockers hit seven of eight shots during a 17-3 run that gave them a 34-23 first-half lead. Cincinnati responded by turning up its full-court defense, forcing three quick turnovers, and going on a run that cut the deficit to 42-40 at halftime.
- » The Shockers showed a little defense of their own, forcing five turnovers while rebuilding their lead to 59-48 with 11 minutes left, matching its biggest of the game. Cincinnati closed to 72-70 on Trevon Scott's dunk with 13 seconds left, but the Shockers scored on a pair of inbound passes by Landry, the last a full-court heave to Morris for a dunk that provided the final margin.
- » Jarron Cumberland led the Bearcats with 18 points, including a trio of threes. Cane Broome and Jacob Evans III added 16 points each. UC gave up 22 points of 13 turnovers.
- » The Shockers beat a Top 5 team on the road for the first time since 1964.

## 2017-18 STATISTICAL COMPARISON

CINCINNATI	CATEGORY	WICHITA STATE
26-4 (15-2)	Record	24-5 (14-3)
76.1	PPG	83.9
57.2	OPP PPG	71.1
.458	FG%	.483
.369	OPP FG%	.417
.370	3FG%	.390
.312	OPP 3FG%	.359
7.6	3FGs/Game	9.3
6.4	OPP 3FGs/Game	8.6
.694	FT%	.735
+8.0	Rebounds Margin	+10.1
5.6	Blocks	4.1
7.7	Steals	4.8
16.4	Assists	18.9
11.9	Turnovers	11.6
16.1	Fouls	17.6

## RECAPING THE WIN OVER TULANE

- » (AP)- Kyle Washington and the 10th-ranked Cincinnati Bearcats didn't flinch when they lost leading scorer Jacob Evans III to a first-half ankle injury.
- » Washington had 16 points, seven rebounds and two blocks, and Cincinnati clinched a share of the American Athletic Conference title with a 78-49 victory over Tulane on Thursday night.
- » Cane Broome scored 13 points for the Bearcats, whose stifling defensive play helped them build leads as large as 19 in the first half and 33 in the second.
- » Evans, hit three early 3-pointers as part of an 11-point outburst before hurting his ankle with 8 minutes left in the first half.
- » Broome and Washington each scored four points during a 10-0 run that made it 35-17. Washington's layup several minutes later pushed the lead to 39-20 by halftime.

- » Melvin Frazier scored 13 points and Cameron Reynolds had nine for Tulane, which trailed for good after Jarron Cumberland's free throws put Cincinnati ahead 7-5 with 16:14 left in the first half.
- » The Bearcats blew the game wide open with a 12-0 second-half run during which the 6-foot-9 Washington scored five straight on a jumper and a 3. The spurt gave Cincinnati a 61-28 lead.

## BEARCATS RANKED IN AP POLL FOR 32ND CONSECUTIVE WEEK

- » Cincinnati climbed back into the Top 10 on Monday, receiving a No. 10 ranking in this week's Associated Press poll. It marks the 32nd consecutive week appearing in the poll - the longest streak of the Mick Cronin coaching era (since 2006-07).
- » The Bearcats have been listed in the Top 10 of the AP poll five weeks this season.
- » Overall, UC has been ranked for 17 consecutive weeks during 2017-18, the longest single-season streak of the Cronin coaching era.
- » The Bearcats climbed as high as No. 5 in the poll two weeks ago, Cincinnati's highest ranking of the Cronin era, before suffering losses at Houston (2/15) and home against Wichita State (2/18).

## MOST CONSECUTIVE WEEKS RANKED IN AP TOP 25 (SCHOOL HISTORY)

RK	CONSECUTIVE WEEKS (SEASONS)	COACH
1.	54 (1997-98/2000-01)	Bob Huggins
2.	42 (1960-61/1963-64)	Ed Jucker
3.	40 (1957-58/1959-60)	George Smith
4.	36 (1995-96/1996-97)	Bob Huggins
5.	34 (1991-92/1993-94)	Bob Huggins
6.	32 (2016-17/Present)*	Mick Cronin

\* - Cincinnati has been listed in every AP poll since Dec. 5, 2016.

## NATIONAL NUMBERS

- » Through March 1, Cincinnati ranked among the nation's Top 25 in 11 categories: scoring margin (1st at +18.9), field-goal percentage defense (2nd at .369), scoring defense (2nd at 57.2), win-lost percentage (5th at .867), rebound margin (7th at +8.0), blocked shots per game (8th at 5.6), total blocks (10th with 167), offensive rebounds per game (11th at 13.3), turnover margin (19th at +3.4), three-point field-goal percentage defense (17th at .312) and total rebounds per game (18th at 39.3).

## CRONIN NAMED SEMIFINALIST FOR NAISMITH NATIONAL COACH OF THE YEAR

- » UC head coach Mick Cronin has been named a semifinalist for the Werner Ladder Naismith Men's College Coach of the Year. Cronin was one of 10 semifinalist named by the Atlanta Tipoff Club on Feb. 23.
- » Cronin has guided 11th-ranked Cincinnati to a 25-4 overall record and 14-2 league mark atop the American Athletic Conference standings. The Bearcats recently climbed to No. 5 in nation, owned the nation's longest active win streak at 16 games and built a nation-leading 39 game home-court win streak - all Cronin coaching era high mark (since 2006-07).

- » Cronin was named a finalist for the 2014 USBWA Henry Iba National Coach of the Year Award and was tabbed the 2014 American Athletic Conference Coach of the Year for his efforts in helping guide the Bearcats to a share of the inaugural AAC regular-season crown with Louisville.
- » Cronin owns a 331-163 career record in his 15th season overall. He is 262-139 mark in his 12th season at Cincinnati. He posted a 69-24 mark in three seasons as head coach at Murray State from 2004-2006.

## BEST OFFENSIVE NUMBERS UNDER CRONIN

- » Cincinnati's offensive numbers for points, three-point shooting percentage and assists remain the best of the Mick Cronin coaching era (starting in 2006-07).
- » The Bearcats are averaging 76.1 points (most since 2003-04 [76.7]) with four players averaging double figures in points. The Bearcats haven't had four double-digit scorers at the end of a season since 2011-12 (Sean Kilpatrick [14.3], Yancy Gates [12.2], Dion Dixon [13.0] and Cashmere Wright [10.9]).
- » Senior forwards Kyle Washington (.525) and Gary Clark (.517) are both shooting 50 percent or better from the floor this season while Jacob Evans III (.448) and Cane Broome (.485) are shooting 45 percent or better from the field.
- » Six Bearcats have made more than 20 three-pointers this season, including a team-high 54 from Evans and 48 from Jarron Cumberland.
- » UC's average of 76.1 points per game is its highest since 2003-04 [76.7]. The Bearcats have averaged 76 or more points in a season three times this millennium (77.6 points in 1999-2000; 78.2 points in 2001-02 and 76.7 points in 2003-04).
- » UC is averaging 16.4 assists this season, the highest since 1995-96 (16.5). After averaging 15.4 assists in 2015-16 and 15.5 assists in 2016-17, the Bearcats are looking to average 15 or more assists in three consecutive seasons for only the second time in school history: 1995 (16.2), 1996 (16.5) and 1997 (15.4).

CATEGORY	CRONIN ERA HIGHS (SEASON)	2017-18
Points per game	74.3 [2,674] (2016-17)	76.1 [2283]
3-PT FG%	.348 [252-725] (2015-16)	.370 [229-619]
Assists per game	15.5 [559] (2016-17)	16.4 [493]

## BEARCATS FOURSOME HAS SCORED 1,000 COLLEGIATE POINTS

- » The 2017-18 Bearcats feature four players who've scored 1,000 or more collegiate points each during their careers.
- » Junior swingman Jacob Evans III (1,164 points) became the most recent member of Cincinnati's 1,000-point club when he scored 16 points at USF (1/13).
- » Senior forward Kyle Washington (1,205 points) eclipsed the 1,000-point plateau for his career against Cleveland State (12/21). The NC State transfer compiled 404 points in two seasons with the Wolfpack (2014 & 2015) and has 785 points in a season-plus as a Bearcat.
- » Senior Gary Clark (1,381 points) joined UC's 1,000-point club in the season opener against Savannah State (11/10). He currently ranks 19th on UC's career scoring chart.
- » Junior guard Cane Broome (1,371 points) scored 1,136 points in two seasons at Sacred Heart (2015 & 2016).
- » **SECOND TIME IN SCHOOL HISTORY:** It marks only the second time in school history, a Cincinnati team features four players who have scored 1,000 or more points during their collegiate careers, matching the 1977-78 Bearcats' foursome of Robert Miller (1,498 points from 1975-78),

Mike Jones (1,058 points from 1975-78), Pat Cummings (1,762 points from 1977-78, 1978-79) and Steve Collier (1,252 points from 1975-78).

- » **ONE OF TWO CURRENT TEAMS IN THE NATION:** Only one other team in the nation has four 1,000-point scorers on its roster: Saint Mary's with Emmett Naar, Calvin Herman-son, Jock Landale and Cullen Neal.

## NOTING THE DEFENSE

- » Cincinnati's field goal percentage defense (.369) is the lowest of the 12-year Mick Cronin coaching era and the lowest at UC since the 1961-62 campaign (.369).
- » The Bearcats' scoring defense (57.2 points allowed) is the second lowest under Cronin behind only 2014-15 (55.8).
- » UC has allowed 70 or more points in only five games this season. UC has surrendered more than 60 points only 10 times this season and only four times since the start of AAC play (70 points to Houston [1/31], 67 points at Houston [2/15], 76 to Wichita State [2/18], 74 to Tulsa [2/25]).
- » The Bearcats have held eight opponents under 50 points this season, a Mick Cronin coaching era (since 2006-07) high mark.
- » Since UC started its run of now seven consecutive appearances in the NCAA Tournament (starting with the 2010-11 season), the Bearcats have allowed opponents to score 70 or more points in only 15.1 percent of their games (41 of 273).
- » The Bearcats have held 20 of their 30 opponents under 40 percent shooting from the field this season and have limited 14 foes to less than 35 percent shooting from the floor (Cronin coaching era record).
- » On the defensive end, UC ranks nationally in field-goal percentage defense (2nd at .369), scoring defense (2nd at 57.2), rebound margin (7th at +8.0), blocked shots per game (8th at 5.6), total blocks (10th with 167), offensive rebounds per game (11th at 13.3), turnover margin (19th at +3.4), three-point field-goal percentage defense (17th at .312) and total rebounds per game (18th at 39.3).
- » Cincinnati and Virginia have been the only programs to finish the year ranked in the nation's Top 25 for scoring defense each of the past five seasons.

## TURNING OUT THE LIGHTS AT BB&T ARENA

- » The Tulsa game (2/25) marked Cincinnati's last home game at its temporary home for the 2017-18, BB&T Arena in Highland Heights, Ky.
- » UC's on-campus venue, Fifth Third Arena is currently undergoing an \$87 million renovation and is scheduled to reopen in the fall.
- » It marks the first time the Bearcats have played their home games off campus since the 1988-89 season when now closed Cincinnati Gardens served as UC's host venue.
- » The Tulsa game (2/25) marked the earliest regular-season home finale for Cincinnati since 2000-01.
- » The Bearcats finished 14-1 at BB&T Arena this season, winning their home games by an average of 25.4 points.
- » Cincinnati is scheduled to reopen Fifth Third Arena against Ohio State in the 2018-19 season opener. The two teams haven't played a regular-season game in Cincinnati since 1920. The Bearcats defeated the Buckeyes in consecutive national championship games to win titles in 1961 and 1962. Cincinnati will play at Ohio State to open the 2019-20 campaign.

## WIN STREAKS END

- » Cincinnati enjoyed a pair of the nation's longest win streaks this season.
- » The Bearcats owned the nation's longest win streak at 16 consecutive games from Dec. 12 through Feb. 11 before falling, 67-62, at Houston (2/15).
- » Three days later, the Bearcats saw their nation-leading 39-game home-court win streak stall with a 76-72 loss to then-No. 19 Wichita State at BB&T Arena. The home-win streak spanned parts of three seasons, two venues and was the longest of the Mick Cronin coaching era (since 2006-07).

## BEARCATS HEADLINERS

### #11 GARY CLARK, F

- » **HONORS:**
  - 2018 Karl Malone Power Forward of the Year Finalist
  - 2017-18 Citizens Naismith Trophy Late Season Team
  - 2018 Oscar Robertson Trophy Watch List
  - 2018 Lute Olson Player of the Year Watch List
  - 2018 Senior Class Award Candidate
  - Preseason AAC Second Team selection (2017-18)
  - AAC Player of the Week (11/27/17, 1/22/18, 1/29/18)
  - 2017 Cayman Islands Classic MVP
  - Second Team All-AAC (2015-16)
  - AAC Defensive Player of the Year (2015-16)
- » **MILESTONE MOMENT:** Clark pulled down 10 rebounds against Temple (1/24) to eclipse 1,000 rebounds for his career. Having already reached 1,000 career points earlier this season, Clark became only the fifth player in school history to achieve 1,000 points/1,000 rebounds in his career. He joins Oscar Robertson (2,973 points/1,338 rebounds from 1958-60), Jack Twyman (1,598 points and 1,242 rebounds from 1952-55), Paul Hogue (1,391 points and 1,088 rebounds from 1960-62) and Robert Miller (1,498 points and 1,060 rebounds from 1975-79).
- » **AMONG THE NATION'S TOP REBOUNDERS:** Clark ranks third in the nation with 1,069 career rebounds (through March 1) behind Seton Hall's Angel Delgado (1,404) and Hofstra's Rokas Gustys (1,295).
- » Clark ranks fourth with 1,069 career rebounds at Cincinnati. He became the all-time leading rebounder during the Mick Cronin coaching era when he pulled down 11 boards at UCLA (12/16), passing Yancy Gates (916 from 2008-12).
- » Clark is on pace to join Gates as the only two players in school history to lead their teams in rebounding all four years.
- » Clark has led the Bearcats in rebounds in 20 of 30 games this season and in 68 contests during his career.
- » **DOUBLE-DOUBLES:** With 27 career double-doubles Gary Clark is the double-doubles leader at UC during the Mick Cronin coaching era (since 2006-07) and the current double-doubles leader among all active players in the AAC.
- » Averaging a team-best 13.0 points and 8.1 rebounds through 17 conference games this season, Clark has recorded six double-doubles in league play and nine during the season.
- » Clark has led the Bearcats in either points or rebounds in 24 games this season.
- » **LEAGUE RANKINGS (SEASON STATS):** Clark ranks among the league leaders in nine categories (through March 1): rebounds (1st at 8.3), double-doubles (1st with nine), offensive rebounds (2nd at 3.0), defensive rebounds (4th at 5.3), steals (6th at 1.5), blocks (16th at 1.2), field goal percentage (9th at .517), free throw percentage (13th at .748) and points (16th at 12.8).

- » **LEAGUE RANKINGS (LEAGUE STATS):** Clark ranks among the league leaders during conference play in seven categories (through Feb. 25): offensive rebounds (11st at 2.8), rebounds (2nd at 8.1), defensive rebounds (3rd at 5.3), field goal percentage (4th at .542), steals (7th at 1.5), blocks (8th at 1.0) and points (16th at 13.0).
- » **CAYMAN ISLANDS CLASSIC MVP PERFORMANCE:** Clark was named the Cayman Islands Classic MVP after averaging a team-high 16.3 points and 9.3 rebounds while shooting 53.3 percent (16 of 30) from the floor and 87.5 percent (14 of 16) from the free throw line during the three-game event. He registered 24 points and 14 rebounds against Buffalo (11/20) and scored UC's first 13 points against Wyoming (11/22) en route to leading the Bearcats to the tournament crown, finishing with 17 points and six rebounds in the title game. For his efforts he was named The American's Player of the Week.
- » **51ST MEMBER OF 1,000-POINT CLUB:** Clark became the 51st member of Cincinnati's 1,000-point club, when he posted a double-double with 13 points and 11 rebounds in the season opening 107-77 win over Savannah State.
- » **CANDIDATE FOR SENIOR CLASS AWARD:** Clark was named one of 30 candidates for the 2017-18 Senior CLASS Award, an honor given annually to a men's basketball student-athlete who excels both on and off the court.
- » UC head coach Mick Cronin said recently, "He's one of the greatest kids you will ever coach. I can only hope that the good Lord thinks I'm half as nice a human as Gary Clark because he's a really good person."
- » An academic honor roll recipient on pace to earn his criminal justice degree this spring, Clark earned UC's prestigious Legion of Excellence Award in 2016 for owning the highest cumulative grade-point average on the men's basketball team. During the summer 2016, Clark interned directly with Dr. Robin Engel, who serves as UC's Vice President of Safety and Reform, working to positively impact campus safety.
- » A positive example and strong representative for his team, university and the city of Cincinnati, Clark is an active volunteer who has logged more than 50 hours of service in the Cincinnati community leading his teammates to spend time at such places as Our Daily Bread, the Sheakley Boys and Girls Club and the Friar's Club. There he spends time with area youth encouraging them to follow rules and stay in school.
- » Clark also participates in campus orientation efforts during the fall to help new students grow comfortable with their surroundings and recently visited a hospitalized patient to offer words of encouragement.

### REBOUNDS (CAREER - UC HISTORY)

RK	NAME (YEAR)	REBOUNDS
1.	Oscar Robertson (1958-60)	1,338
2.	Jack Twyman (1952-55)	1,242
3.	Paul Hogue (1960-62)	1,088
4.	<b>Gary Clark (2015-Present)</b>	<b>1,069</b>
5.	Robert Miller (1975-79)	1,060

### MOST DOUBLE-DOUBLES (CAREER - CRONIN ERA)

RK	NAME (YEARS)	DOUBLE-DOUBLES
1.	<b>Gary Clark (2015-Present)</b>	<b>27</b>
2.	Yancy Gates (2009-12)	23
3.	Octavius Ellis (2015-16)	10
4.	<b>Kyle Washington (2017-Present)</b>	<b>9</b>
5.	John Williamson (2007-08)	8
	Justin Jackson (2011-14)	8

### 1,000 POINTS & 1,000 REBOUNDS (CAREER - UC HISTORY)

RK	NAME (YEARS)	CAREER POINTS/REBOUNDS
1.	Oscar Robertson (1958-60)	2,973/1,338
2.	Jack Twyman (1952-55)	1,598/1,242
3.	Paul Hogue (1960-62)	1,391/1,088
4.	<b>Gary Clark (2015-Present)</b>	<b>1,377/1,069</b>
5.	Robert Miller (1975-79)	1,498/1,060

### POINTS (CAREER - UC HISTORY)

RK	NAME (YEARS)	POINTS
1.	Oscar Robertson (1958-60)	2,973
2.	Sean Kilpatrick (2011-14)	2,145
3.	Steve Logan (1999-2002)	1,985
--		
15.	Yancy Gates (2009-12)	1,485
16.	Dwight Jones (1980-1983)	1,451
17.	Paul Hogue (1960-62)	1,391
18.	Bobby Austin (1979-82)	1,385
19.	<b>Gary Clark (2015-Present)</b>	<b>1,381</b>
--		
32.	LaZelle Durden (1993-95)	1,219
33.	Rick Roberson (1967-69)	1,196
34.	<b>Jacob Evans III (2016-Present)</b>	<b>1,164</b>
35.	Tom Thacker (1961-63)	1,152
36.	Jim Holstein (1950-52)	1,146

### BLOCKS (CAREER - UC HISTORY)

RK	NAME (YEARS)	BLOCKS
1.	Kenyon Martin (1997-2000)	292
2.	Eric Hicks (2003-2006)	256
3.	Jason Maxiell (2002-2005)	252
4.	Justin Jackson (2011-2014)	219
5.	<b>Gary Clark (2015-Present)</b>	<b>173</b>

### STARTS (CAREER - UC HISTORY)

RK	NAME (YEARS)	STARTS
1.	<b>Gary Clark (2015-Present)</b>	<b>131</b>
2.	Deonta Vaughn (2007-2010)	123
3.	Cashmere Wright (2010-2013)	114

### CONSECUTIVE GAMES PLAYED (CAREER - UC HISTORY)

RK	NAME (YEARS)	GAMES
1.	Sean Kilpatrick (2011-2014)	140
2.	Troy Caupain (2014-17)	137
3.	<b>Gary Clark (2015-Present)</b>	<b>133</b>
4.	Keith Gregor (1993-96)	131
5.	Jason Maxiell (2002-05)	129

### VICTORIES (CAREER - UC HISTORY)

RK	NAME (YEARS)	WINS
1.	Steve Logan (1999-02)	111
2.	Troy Caupain (2014-17)	102
3.	<b>Gary Clark (2015-Present)</b>	<b>101</b>
	Sean Kilpatrick (2011-14)	101
	Kevin Johnson (2014-17)	101
6.	Keith Gregor (1993-96)	100
	Bobby Brannen (1995-98)	100
8.	Justin Jackson (2011-14)	99

## #1 JACOB EVANS III, G/F

- » **HONORS:**
  - 2018 Julius Erving Small Forward of the Year Finalist
  - 2018 John Wooden Award Watch List
  - Preseason AAC Second Team selection (2017-18)
  - AAC Player of the Week (1/8/18 & 12/18/17)
  - Cayman Islands Classic All-Tournament Team (2017)
  - 2017 Jerry West Shooting Guard of the Year Finalist
  - NABC District 25 Second Team (2016-17)
  - American Championship All-Tournament Team (2016-17)
- » **TWICE NAMED AAC PLAYER OF THE WEEK:** Jacob Evans III has twice been named the AAC Player of Week (12/18/17 and 1/8/18). Most recently, he hit a buzzer beater at Temple (1/4) and scored a game-high 18 points against SMU (1/7) to earn the honor on Jan. 8. Earlier this season, he netted a season-high 24 points with four threes against Mississippi State (12/12) and had 16 points with four threes at UCLA (12/16) to claim the honor on Dec. 18.
- » **BUZZER BEATER AT TEMPLE:** Evans hit a 19-foot jumper with 0.4 seconds remaining to lift UC to a 55-53 win at Temple (1/4). He finished with 14 points, six rebounds, four assists and three steals against the Owls.
- » Against the teeth of Cincinnati's nonconference schedule (at Xavier, Florida [neutral site], vs. Mississippi State and at UCLA) Jacob Evans III averaged a team-best 19.0 points with 5.3 rebounds while shooting 48.1 percent (25 of 52) from the floor with a team-high 11 three-pointers.
- » **20-POINT GAMES:** Evans has registered a pair of 20-point performances this season and has scored 20 or more points 10 times in his career. He scored a season-high 24 points on 8-of-15 shooting with four threes against Mississippi State (12/12) after netting a team-high 23 points on 9-of-15 shooting with a trio of threes at Xavier (12/2).
- » **LEAGUE RANKINGS (ALL GAMES):** Evans' versatility shows in league statistics where he ranks among the leaders in eight categories (through March 1): three-point field goal percentage (6th at .409), steals (9th at 1.3), assist-to-turnover ratio (8th at 1.9), free throw percentage (9th at .786), blocks (11th at 1.0), assists (10th at 3.4), scoring (13th at 13.3) and minutes played (21st at 30.7).
- » **NEWEST MEMBER OF 1,000-POINT CLUB:** Evans became the 52nd member of Cincinnati's 1,000-point club when he scored 16 points at USF (1/13). He currently is in 34th place on the list with 1,164 points.
- » Evans is the eighth Bearcat to join the elite club during the Mick Cronin coaching era, joining Sean Kilpatrick (second at 2,145 points), Deonta Vaughn (fourth at 1,885), Yancy Gates (15th at 1,485), Troy Caupain and Cashmere Wright (T-22nd at 1,317), Dion Dixon (25th at 1,281) and current Bearcat Gary Clark (19th at 1,381).
- » Evans has scored in double figures in 24 games this season. He netted 10 or more points in 31 of 36 games in 2016-17 the most by a UC player since Sean Kilpatrick (33 of 34 games in 2013-14).

## #24 KYLE WASHINGTON, F

- » **HONORS:**
  - Preseason AAC Second Team selection (2017-18)
  - AAC Weekly Honor Roll: 2/12/18
  - Lute Olson Award National Player of the Week: 12/18/17
  - Second Team All-Conference (2016-17)
  - Naismith Hall of Fame All-Tournament Team (2016-17)
- » **LEAGUE RANKINGS (ALL GAMES):** Washington ranks among the league leaders in blocks (4th at 1.4), field goal percentage (6th at .525), rebounds (15th at 5.3), defensive rebounds (T12th at 3.8) and points (25th at 11.2) through March 1.
- » **IN LEAGUE ACTION:** Washington is listed among the league leaders in blocks (1st at 1.8), defensive rebounds (9th at 3.9), rebounds (T11th at 5.6), field goal percentage (10th at .507) and points (23rd at 11.7) through March 1. He has recorded at least one block in 16 of 17 league games.
- » **SEASON-BEST EFFORTS:** Washington poured in 19 points on 7-of-11 shooting with four steals at UCLA (12/16) ... He scored a game-high 19 points on 6-of-8 shooting with a trio of threes, five rebounds and three blocks in 26 minutes against Houston (1/31).
- » **NATIONAL PLAYER OF THE WEEK:** Washington was named the Lute Olson Award National Player of the Week after producing 16 points on 8-of-15 shooting against Mississippi State (12/12) and 19 points on 7-of-11 shooting with four steals at UCLA (12/16).
- » **1,000 POINTS IN CAREER:** Washington tallied his 1,000th career point during the Cleveland State (12/21) game. He has scored 1,205 points during his collegiate career, including 404 points in two seasons at NC State (2014 & 2015) and 801 points with Cincinnati.

## #34 JARRON CUMBERLAND, G

- » **HONORS:**
  - AAC Weekly Honor Roll: 3X: 1/15/18; 1/2/18; 11/20/17
  - AAC All-Rookie Team (2016-17)
  - AAC's Co-Sixth Man of the Year (2016-17)
- » **2017-18 SEASON NOTES:** In his first season as a starter, Cumberland has scored in double figures in 18 contests, including 10 league games. He has made at least one three-pointer in 14 of 17 league games.
- » **LAST 6 GAMES:** Cumberland leads the team in scoring over the last six games, averaging 12.7 points while shooting 43.1 percent (25 of 58) from the field and 88.2 percent (15 of 17) from the free throw line with a team-best 11 three-pointers. He is also averaging 3.2 rebounds and 4.0 assists during the stretch.
- » **TOP PERFORMANCES:** Cumberland has scored as many as 18 points twice during league action. He tallied 18 with a trio of threes against Wichita State (2/18) and 18 with four three-pointers in 18 minutes at USF (1/13) ... Posted a game-high 17 points on 6-of-10 shoot with four threes against Tulsa (2/25) ... Played one of his most efficient games of the season against Memphis (12/31) with a team-high 15 points on 6-of-9 shooting from the floor with a pair of three-pointers, eight rebounds four assists and two steals in 29 minutes ... Cumberland also netted a season-high 20 points against Western Carolina (11/13) and 19 points against Coppin State (11/16). The two consecutive efforts propelled him to selection for AAC Weekly Honor Roll accolades (11/20).

## #15 CANE BROOME, G

- » Transfer from Sacred Heart, who is eligible to play in 2017-18 after sitting out last season.
- » **2017-18 SEASON NOTES:** Provides offensive spark off the bench for the Bearcats averaging 8.4 points while shooting 48.5 percent (83 of 171) from the field and 43.5 percent (30 of 69) from long range for the season. Broome has scored in double figures 12 times this season.
- » **LAST 4 GAMES:** Leads the team, averaging 14.3 points, shooting 71.0 percent (22 of 31) from the floor and 63.6 percent (7 of 11) from three-point range.
- » **LEAGUE RANKINGS (ALL GAMES):** Ranks among the league leaders in assist-to-turnover ratio (6th at 2.0) and assists (14th at 3.0).
- » **IN LEAGUE ACTION:** Ranks second in assist-to-turnover ratio (2.5) and T12th in assists (3.0). He's handed out 45 assists with 18 turnovers in his 15 conference games.
- » **TOP PERFORMANCES:** Scored as many as 17 points twice (Savannah State [11/10] and Arkansas-Pine Bluff (12/19) ... Netted 16 points (his AAC best) against Wichita State (2/18), making 7-of-10 shots with a pair of threes ... Scored 12 of his 16 points in the first half at No. 21 Xavier (12/2) ... Netted a team-high 15 points on 6-of-8 shooting against No. 5 Florida (12/9).
- » **PREVIOUS HONORS:**
  - Player of the Year Northeastern Conference (2015-16)
  - NEC First Team (2015-16)
  - AP Honorable Mention All-American (2015-16)
  - USBWA All-District I First Team (2015-16)
  - All-ECAC First Team (2015-16)
  - NABC All-District 18 First Team (2015-16)
  - All-MET Basketball Writers' Assoc. First Team (2015-16)
  - NEC All-Rookie Team (2014-15)
- » **NATIONAL NUMBERS:** Broome ranked eighth in the nation in scoring (23.1 points) in 2015-16. He led all active sophomores in the nation with 1,157 career points following the 2015-16 season.

## TIP-INS

- » The last time Cincinnati defeated an Associated Press Top 11 opponent in a true road game was Jan. 9, 2012 at then-No. 11 Georgetown, 68-64.
- » The Bearcats are 7-1 on the road in AAC play this season. A win Sunday at Charles Koch Arena would mark UC's most conference road wins in a season since joining the league (2013-14). The 2013-14 and 2016-17 squads were 7-2 away from home during AAC action.
- » The Bearcats have won 14 of their last 17 conference road games dating back to the start of league play last season.
- » Guard Justin Jenifer has 77 assists with only 22 turnovers, averaging 19.5 minutes with 27 starts in 30 games. He has committed only two turnovers in his last 119 minutes of play.
- » Four of five Bearcats' starters rank among the AAC scoring leaders since the start of league play: Jacob Evans III (15th at 13.1), Gary Clark (16th at 13.0), Kyle Washington (23rd at 11.7) and Jarron Cumberland (26th at 11.4).
- » Cincinnati is averaging 23.5 points from its bench this season. UC's bench has outscored opponents' reserves in 21 games this season.

## BEARCAT POINTS OF PRIDE

- » Cincinnati is one of eight schools in the nation to have appeared in the last seven NCAA Tournaments, joining Duke, Gonzaga, Kansas, Michigan State, North Carolina, VCU and Wisconsin.
- » Cincinnati is one of 10 schools to appear in the NCAA Tournament in at least 21 of the last 26 seasons.
- » Cincinnati is one of 19 programs in the nation with 31 or more NCAA Tournament appearances.
- » UC ranks 14th in the nation for most all-time wins (1,783).
- » The Bearcats have won 26 or more games in five of the last eight seasons and have won at least 22 games in each of the last eight seasons, including a high mark of 30 victories during the 2016-17 season.
- » Entering the season, Cincinnati was one of 12 programs to win at least 22 games in each of the last seven seasons, along with Arizona, BYU, Duke, Gonzaga, Kansas, Louisville, New Mexico State, North Carolina, Wichita State, Wisconsin and VCU.
- » UC head coach Mick Cronin ranks as the winningest coach in the nation among active coaches his age (46) or younger and has the second-most Division I wins (332) among active coaches under 50-years old.
- » Cronin also ranks as one of only six coaches to take his team to the NCAA Tournament in each of the last seven years, joining Mark Few (Gonzaga), Tom Izzo (Michigan State), Mike Krzyzewski (Duke), Bill Self (Kansas) and Roy Williams (North Carolina).
- » Cincinnati's entire coaching staff is in its sixth season together in 2017-18. In terms of coaching staff continuity, it ranks as the second-longest unchanged staff among high-major programs according to John Akers at Basketball Times. Michigan State's staff ranks first. The Spartans staff is in its seventh season intact in 2017-18.

## CINCINNATI TRADITION - BY THE NUMBERS

- » 2 National Titles (1961, 1962)
- » 6 Final Fours (1959-63, 1992)
- » 8 Elite Eights (Last: 1996)
- » 10 Sweet Sixteens (Last: 2012)
- » 31 NCAA Tournament Appearances
- » 21 NCAA Tournament Appearances since 1992
- » 10 NIT Appearances
- » 28 Conference Regular-Season Titles (Last: 2014)
- » 10 Conference Tournament Titles (Last: 2004 [C-USA])
- » 1,783 all-time wins (14th in nation)
- » 30 All-Americans (Last: Sean Kilpatrick [2014])
- » 79 All-Conference Selections  
(Last: Troy Caupain & Kyle Washington [2017])
- » 56 NBA Draft Picks (Last: Lance Stephenson [2010])
- » 51 members of 1,000-point club
- » Ranked as the No. 10 program in the nation by the Associated Press in a 2017 ranking of school's with the most appearance in the AP poll:
- » 424 weeks ranked in AP Top 25
- » 210 weeks ranked in AP Top 10
- » 45 weeks ranked as AP No. 1
- » 2 Members of National Basketball Hall of Fame  
Jack Twyman & Oscar Robertson
- » 2 Olympic Gold Medalists  
Robertson (1960) & George Wilson (1964)

## MOST WINS SINCE THE START OF 2016-17

### (THROUGH MARCH 1)

RK	TEAM	RECORD (WIN %)
1.	Villanova	68-8 (.895)
2.	Gonzaga	64-6 (.914)
3.	Saint Mary's (Calif.)	56-9 (.862)
	<b>Cincinnati</b>	<b>56-10 (.848)</b>
5.	North Carolina	55-15 (.786)
	Arizona	55-12 (.821)
	Middle Tennessee	55-10 (.846)
	Wichita State	55-10 (.846)
	Kansas	55-11 (.833)
10.	Purdue	53-13 (.803)

## NCAA DIVISION I WINS - TOP 21 (THRU MARCH 1)

RK	TEAM	WINS
1.	Kentucky	2,258
2.	Kansas	2,241
3.	North Carolina	2,227
4.	Duke	2,139
5.	Temple	1,902
6.	Syracuse	1,879
7.	UCLA	1,868
8.	Notre Dame	1,863
9.	St. John's	1,832
10.	Indiana	1,817
11.	BYU	1,808
12.	Utah	1,797
13.	Arizona	1,791
14.	<b>Cincinnati</b>	<b>1,783</b>
15.	Illinois	1,778
16.	Purdue	1,773
17.	Western Kentucky	1,770
18.	Texas	1,766
	Penn	1,766
20.	Washington	1,764

## AAC LEAGUE WINS - SINCE FORMATION (2013-14)

### (THRU FEB. 25)

RK	TEAM (FIRST SEASON IN LEAGUE)	W-L
1.	<b>Cincinnati (2013-14)</b>	<b>71-18</b>
2.	SMU (2013-14)	*51-26
3.	UConn (2013-14)	49-40
	Houston (2013-14)	49-40
5.	Memphis (2013-14)	48-41
6.	Temple (2013-14)	46-43
7.	Tulsa (2014-15)	45-26
8.	UCF (2013-14)	34-55

\* - Vacated 12 wins from 2013-14 season

## CRONIN'S LISTING AMONG NATIONAL COACHES

- » UC head coach Mick Cronin was named a semifinalist for the 2018 Werner Ladder Naismith National Coach of the Year Award on Friday, Feb. 23.
- » Cronin is one of six coaches in the nation to take his team to the NCAA Tournament each of the past seven seasons, along with Mark Few (Gonzaga), Tom Izzo (Michigan State), Mike Krzyzewski (Duke), Bill Self (Kansas) and Roy Williams (North Carolina).
- » The Cincinnati native and UC alumnus leads the nation in Division I wins (332) and total NCAA Tournament appearances (nine) among active coaches his age (46-years old) or younger and ranks second in Division I wins among active coaches under the age of 50.

- » Cronin earned his 250th win at Cincinnati against Temple (1/4/18) and his 300th career win against Tulsa (2/18/17).
- » Cronin owns a 332-163 career record in his 15th season overall. He is 263-139 mark in his 12th season at his alma mater. He posted a 69-24 mark in three seasons as head coach at Murray State from 2004-2006.
- » He was named the 2014 American Athletic Conference Coach of the Year after guiding the Bearcats to a share of the league's regular-season title (with Louisville).
- » Cronin's 263 wins in 12 seasons at Cincinnati rank as the second most in school history, behind only Bob Huggins (399 wins in 16 seasons [1990-2005]).

## MOST DIVISION I COACHING WINS - UNDER AGE OF 50

### (THRU MARCH 1)

NAME (SCHOOL)	AGE	CAREER W-L
1. Sean Miller (Arizona)	48	363-117
2. <b>Mick Cronin (Cincinnati)</b>	<b>46</b>	<b>332-163</b>
3. Scott Drew (Baylor)	47	317-199
Matt Painter (Purdue)	47	317-149
5. Brad Brownell (Clemson)	48	313-194
6. Travis Ford (Saint Louis)	47	306-197
7. Mark Fox (Georgia)	48	284-170
8. Tony Bennett (Virginia)	48	283-117
9. Will Brown (Albany)	46	280-244

- Ages as of Nov. 1, 2017.

## -SEASON NOTES -

### BEARCATS PICKED TO WIN THE AMERICAN

- » American Athletic Conference coaches picked Cincinnati to win the league at preseason media day on Oct. 16.
- » The Bearcats received a league-high seven first-place votes and 116 points overall in the preseason poll to finish ahead of conference newcomer Wichita State, who gathered five first-place votes and 115 points overall. UCF (93 points) was tabbed third followed by SMU (91), UConn (79), Houston (72), Temple (68), Tulsa (52), Memphis (36), Tulane (30), ECU (24) and USF (16).
- » It marks the second consecutive year Cincinnati has been the preseason pick to win a league. The Bearcats were picked first over UConn by one vote a year ago. Prior to 2016-17, the last time UC was picked to win a league in the preseason was 2002-03 (Conference USA).
- » Senior forwards Gary Clark and Kyle Washington and junior swingman Jacob Evans III were tabbed second team preseason selections by the league's coaches.

## CAYMAN ISLANDS CLASSIC CHAMPIONS

- » Cincinnati claimed the inaugural Cayman Islands Classic Nov. 20-22 with a trio of wins over Buffalo (73-67), Richmond (75-48) and Wyoming (78-53).
- » Gary Clark averaged a team-best 16.3 points and 9.8 rebounds to earn MVP accolades.
- » Jacob Evans III was named to the all-tournament team, averaging 10.3 points and 4.0 assists.

## JOHNSON SIGNS WITH THE BEARCATS

- » Logan Johnson signed a national letter of intent on Nov. 8 to attend the University of Cincinnati and play basketball for the Bearcats beginning with the 2018-19 season.
- » Johnson, a 6-2, 170 guard from Mountain View, California, averaged 18 points, eight rebounds, five assists and two steals as a junior at Saint Francis High School, helping lead the Lancers to the Northern California Division II championship game.

- » A four-star prospect according to Scout.com, Johnson was listed among the Top 20 players in the Golden State and among the Top 150 players in the nation by 247 Sports and Rivals.com.
- » Johnson finished his junior season as the West Catholic Athletic League Most Valuable Player, the San Francisco Chronicle Player of the Year, the Cal Hi Sports Bay Area Player of the Year, a Mercury News First Team All-Bay Area selection, a Pangos All-American and a Cal Hi Sports Third Team All-State honoree.
- » "Logan is a great athlete and has a huge upside for a guard," Cronin said. "Most guards are developed physically coming in, but Logan is still growing and filling out into his body. He has great quickness and ball handling skills. He is a tough competitor and really coming into his own as a player. Logan is also a solid person from a very close family. We are excited he is a Bearcat."
- » Logan's older brother, Tyler Johnson, is in his fourth season as a guard for the NBA's Miami Heat.

## DERMARR JOHNSON STILL WITH PROGRAM

- » Former UC men's basketball standout and NBA player DerMarr Johnson continues as a student assistant coach during the 2017-18 campaign. He joined the staff prior to last season while he takes classes to complete his degree.
- » The sixth pick in the 2000 NBA draft by the Atlanta Hawks, Johnson played one season at Cincinnati, earning Conference USA Freshman of the Year accolades while averaging 12.6 points and 3.8 rebounds during the 1999-2000 campaign. On a team that featured National Player of the Year Kenyon Martin and third-team All-American Pete Mickeal, as well as Steve Logan and Kenny Satterfield, Johnson helped guide the Bearcats to a 29-4 overall record and the league's regular-season title while ranking as the nation's No. 1 team for 12 weeks.
- » Johnson played two seasons with the Hawks, averaging 8.4 points and 3.4 rebounds in 2001-02. He overcame injuries sustained from an automobile accident in September 2002 to play parts of five more seasons in the league with the New York Knicks, Denver Nuggets and briefly with the San Antonio Spurs. He averaged 17 points and shot 49.9 percent with Denver during the 2004-05 season.
- » As an assistant under former UC head coach Bob Huggins, Cronin recruited Johnson, a consensus high school All-American, to the Cincinnati program.

## BB&T ARENA SERVED AS HOME OF THE BEARCATS FOR 2017-18 SEASON

- » BB&T Arena in Highland Heights, Kentucky, served as the temporary home of the Bearcats during the 2017-18 campaign while Fifth Third Arena undergoes an \$87 million renovation before its scheduled reopening in the fall 2018.
- » The Bearcats finished their home schedule posting a 15-1 record in the facility seven miles from downtown Cincinnati and 10 miles from the UC campus.
- » It marked the first time the Bearcats have played their home games off campus since the 1988-89 season when the recently closed Cincinnati Gardens served as UC's host venue.
- » Other schools of mention who played their home games off campus in 2017-18 due to arena renovations include Houston, Northwestern and Villanova.

-GOBEARCATS.COM-



## FIFTH THIRD ARENA SCHEDULED TO REOPEN IN FALL 2018

**Fifth Third Arena, the home of Cincinnati basketball since the start of the 1989-90 season, is currently undergoing a privately-funded \$87-million renovation.**

Renovations began immediately following Cincinnati's 2016-17 home finale against Houston on March 2.

"Our entire University has grown and transformed into one of the best in the country over the past 15 years, both academically and aesthetically," men's basketball head coach Mick Cronin said. "This arena will be awesome. The planning has been meticulous and the first-class, new design is as good as I've seen across all of college basketball. This building is about our future and is a testament to the commitment our University and donors have toward our programs."

Proposed improvements to the facility, built in 1989 and originally named the Myrl H. Shoemaker Center, include the creation of a 360-degree seating bowl, new HD scoreboard, ribbon boards, sound system, an LED lighting system which will allow for enhanced gameday presentation, new restroom and concession facilities, a new upper-level concourse with its own fan amenities, expanded food and beverage options and a new main entrance and plaza with centralized ticketing and guest services. The renovated arena also will feature upgraded locker room spaces, expanded premium seating options, including a courtside club, arena club and concourse club as well as enclosed suites, loge seating, a new Bearcats Lounge and super suites.

"We are inspired by the passionate engagement from the Board of Trustees, campus leadership and key constituents who are making a bold commitment to our athletic program and the campus community," UC Director of Athletics Mike Bohn said.

Those interested in making a gift to the construction of the arena should contact the UCATS office at 513-556-0735.

## ARENA WEBSITE: OURHOUSE2018.COM

The University of Cincinnati Department of Athletics launched a website for the Fifth Third Arena Renovation titled **OurHouse2018.com**. The website, created in conjunction with the University's Office of Creative Services, was developed to provide Bearcats' fans current and up-to-date information on the arena construction project which is already underway.

**OurHouse2018.com** features an updated fly-through of the arena renovations, new renderings and information for those interested in purchasing tickets, premium seating or making a donation to the \$87-million privately-funded project.

Monthly video updates on the renovations are available at GoBearcats.com.

## BEARCATS PLAYING GAMES AT BB&T ARENA IN 2017-18

Cincinnati men's basketball is playing its 2017-18 home schedule at BB&T Arena in Highland Heights, Kentucky. The facility is home to Northern Kentucky University athletics.

"We are excited for the opportunity to play in one of the newest facilities in the area," UC Director of Athletics Mike Bohn said. "This was a long, thorough and engaging process with numerous stakeholders throughout our region. Hamilton County officials were all in for the right reasons and a key part of our discussions. The tri-state area is unique because of its regionality which encompasses a large swath of our fan base. All of those factors helped us make the right decision for our department and University while being fiscally responsible and providing an outstanding experience for our student-athletes, fans, students, donors and supporters."

BB&T Arena was built in 2008 and provides the Bearcats a state-of-the-art facility a short drive from UC's campus. The 9,400-seat multipurpose arena is located seven miles from downtown Cincinnati and features 12 luxury suites, a pair of party suites and 8,000 parking spaces within a five-minute walk to the arena. A four-sided video board, statistics boards and ribbon boards will keep fans up-to-date on what is going on in-game.

## CINCINNATI TO REOPEN FIFTH THIRD ARENA AGAINST OHIO STATE

Cincinnati will reopen Fifth Third Arena by welcoming Ohio State in the 2018-19 season opener. The news came in early October as part of a home-and-home series announcement.

The Bearcats will open a newly renovated Fifth Third Arena against the Buckeyes in 2018 with Ohio State playing host in Columbus in 2019. Although dates for the games have not been determined, the game will take place on the first allowable date of competition in each of the next two years.

The two schools haven't played a regular-season game since 1921. Ohio State leads the series 6-4 overall, including an 81-66 victory in the last meeting: March 22, 2012 in the NCAA East Regional semifinals in Boston.



## AWARDS

- » 2014 American Athletic Conference Coach of the Year
- » 2014 NABC District 25 Coach of the Year
- » 2014 Finalist for USBWA Henry Iba Award
- » 2006 Ohio Valley Conference Coach of the Year

## NOTES & ACCOMPLISHMENTS

- » One of only six coaches to take his team to the NCAA Tournament in each of the last seven years, joining Mark Few (Gonzaga), Tom Izzo (Michigan State), Mike Krzyzewski (Duke), Bill Self (Kansas) and Roy Williams (North Carolina).
- » Leads the nation for mosts Division I wins (332) among active coaches age 46 or younger and ranks second in the same statistic among coaches under the age of 50.
- » Cincinnati has ranked among the nation's Top 25 defenses each of the last five seasons in scoring defense, field-goal percentage defense and blocks per game.
- » The Bearcats claimed the 2014 American Athletic Conference regular-season crown.
- » Murray State won the 2004 Ohio Valley Tournament crown and the 2006 OVC regular-season and tournament title.
- » Cronin has directed nine teams to the NCAA Tournament as a head coach and advanced 14 teams to the Big Dance as a head coach or assistant.

## CINCINNATI HEAD COACH MICK CRONIN

Mick Cronin's tenure as head basketball coach at the University of Cincinnati has seen the rebirth of the Bearcats, rising from a program that featured only one returning scholarship player when he arrived in 2006-07 to one that posted 30 wins in 2016-17, made its seventh consecutive NCAA Tournament appearance last season and awaits the reopening of a renovated, state-of-the-art, Fifth Third Arena for the 2018-19 campaign.

Cronin is one of six coaches in the nation to take his team to the NCAA Tournament each of the past seven seasons, along with Mark Few (Gonzaga), Tom Izzo (Michigan State), Mike Krzyzewski (Duke), Bill Self (Kansas) and Roy Williams (North Carolina).

The Cincinnati native and UC alumnus leads the nation in Division I wins (332) and total NCAA Tournament appearances (nine) among active coaches his age (46-years old) and ranks second in Division I wins among active coaches under the age of 50.

Built on toughness, tenacious defense and continuous all-out effort, Cronin's Bearcats rank as one of two programs (along with Virginia) to be listed among the nation's top 25 in scoring defense each of the past five seasons. You can also find Cincinnati's name listed among the top 25 teams in field-goal percentage defense and blocks per game every year since 2012-13.

Cronin guided Cincinnati to a share of the 2014 American Athletic Conference regular-season crown while earning the league's coach of the year honor. At Murray State from 2004-2006, Cronin guided the Racers two Ohio Valley Conference tournament titles and one regular-season crown while receiving OVC Coach of the Year distinction in 2006.

Along with his three seasons in Murray, Cronin has compiled a 332-163 career record in 14-plus years as a college head coach, including a 263-139 mark at Cincinnati.

Cincinnati's 2017-18 squad features the return of its top three scorers – Jacob Evans, Kyle Washington and Gary Clark – along with six other lettermen and six newcomers.

Cronin's rebuilding job began immediately when his first squad featured only one returning starter for the 2006-07 campaign. He tirelessly went to work setting the culture necessary to building long-term success while competing within arguably the sport's toughest league ever organized – the old BIG EAST Conference.

Despite the surroundings, Cincinnati began the retooling process, becoming the only program from a major conference to improve its win total every season from 2007 to 2011, building from 11 wins in 2007 to 26 victories and a return to the NCAA Tournament in 2011.

Now a fixture at the Big Dance, Cincinnati can include itself among an elite list of eight programs appearing in seven consecutive NCAA Tournaments, along with Duke, Gonzaga, Kansas, Michigan State, North Carolina, VCU and Wisconsin.

### SEVEN CONSECUTIVE TRIPS TO THE NCAA TOURNAMENT

**2016-17:** Cincinnati achieved the second-most wins in program history (30-6), advanced to the second round of the NCAA Tournament, and tied the school record for league victories (16-2) while finishing second in the American Athletic Conference. The Bearcats also posted an 18-0 home record, the fourth undefeated season at Fifth Third Arena and was ranked in the national polls for 15 weeks during the season, a Cronin-era record high. The UC head coach also achieved a milestone, registering his 300th career victory against Tulsa on Feb. 18.

**2015-16:** Cincinnati won 11 of its final 15 games of the regular season, including a 61-54 win over then-No. 24 SMU, to register its sixth consecutive NCAA Tournament appearance. Junior Troy Caupain received First Team American Athletic Conference accolades while sophomore Gary Clark was named the league's defensive player of the year and second-team all-conference honoree. The Bearcats finished 22-11 overall and tied for third in the league with a 12-6 mark.

**2014-15:** A young, inexperienced group of newcomers and role players overcame the loss of its head coach due to health reasons and banded together to register a 23-11 mark and achieve the program's first second-round NCAA Tournament appearance since 2012. UC finished third in the conference but swept league-winner SMU and registered a victory at second-place Tulsa (in the only meeting between the schools) to secure the school's fifth consecutive NCAA Tournament invite. The Bearcats outlasted Purdue 66-65 in overtime in the first round of the NCAA Tournament before falling to previously unbeaten Kentucky, 64-51.

**2013-14:** Cincinnati won a share of the inaugural American Athletic Conference regular-season crown, the program's first conference title since 2003-04, behind the efforts of AP All-American Sean Kilpatrick and league defensive player of the year Justin Jackson. Kilpatrick led The American with 20.6 points per game and Cronin was named The American's Coach of the Year in leading UC to a 27-7 record – its most wins since 2001-02. The Bearcats strung together 15 consecutive wins, including their first 11 league games. UC was listed among the top 15 teams in the AP poll during each of the last eight weeks of the regular season, climbing as high as seventh.

**2012-13:** Senior Cashmere Wright fought through nagging injuries and, along with fellow senior JaQuon Parker and junior Sean Kilpatrick, helped lead the Bearcats to a 22-12 overall record and third consecutive NCAA Tournament appearance. Wright finished his career as UC's all-time steals leader (198) and Cronin claimed his 200th career coaching win. The Bearcats ranked sixth nationally with 6.1 blocks per game.

**2011-12:** Cincinnati advanced to the NCAA Sweet 16, registered 26 wins for the second consecutive season and defeated a school-record eight nationally ranked teams, including No. 2 Syracuse in the semifinals of the BIG EAST Championship. The Bearcats posted a school-record 12 wins in the BIG EAST en route to tying for fourth place in the league standings and finishing as runners up in the league tournament. Yancy Gates capped off his career as one of only six players in program history to compile more than 1,400 points and 900 rebounds. The Bearcats outlasted Texas and Florida State before falling to Ohio State in the NCAA Tournament.

**2010-11:** Cincinnati won its first 15 games of the season and closed strong with five victories in its last six regular-season contests to secure its first NCAA Tournament appearance since 2005. Yancy Gates led the Bearcats with 11.9 points and 6.9 rebounds and Sean Kilpatrick was named to the BIG EAST All-Rookie team. UC defeated Missouri 78-63 before falling to eventual national champion UConn 69-58 in the second round of the NCAA Tournament. The Bearcats finished 26-9 overall.

### PRIOR TO CINCINNATI

Success seems to follow Cronin, who came to Cincinnati after serving three years as head coach at Murray State (2004-06). As mentor of the Racers, Cronin compiled a 69-24 overall record while earning a pair of NCAA tournament berths.

In his debut season as head coach, Cronin directed Murray State to a school-best 28-6 record, the Ohio Valley Conference Tournament championship and an NCAA Tournament appearance. His 28 wins were the sixth most in NCAA history for a first-year head coach at the time. He earned OVC Coach of the Year honors two seasons later, guiding Murray State to another OVC regular-season title, league tournament crown and NCAA Tournament appearance with a 24-6 mark in 2005-06.

Prior to Murray State, Cronin built a sterling reputation for his ability to evaluate and recruit top talent. In his stint at UC as an assistant coach for Bob Huggins from 1997-2001, Cronin recruited several top players, including NBA Draft selections Steve Logan (Golden State); DerMarr Johnson (Atlanta); Pete Mickeal (Dallas); Kenny Satterfield (Dallas); and Jason Maxiell (Detroit).

Following the 2000-01 season, Cronin became the associate head coach and recruiting coordinator at Louisville, under Rick Pitino. In his first year, Cronin helped attract a top-10 ranked recruiting class.

### COMMUNITY INVOLVEMENT

Cronin's passion for success on the court also carries over to the local community where he is committed to making a difference. He currently serves as a board member on both the American Cancer Society and the ACS's Coaches vs. Cancer of Southwest Ohio chapter.

He also assists with a major fundraising event - Soul of the City Soiree - for Our Daily Bread that has generated more than \$100,000 each of the past four years to assist the soup kitchen and community center in Cincinnati.

Cronin also annually speaks with the Young Executive Group of the Catholic Inner-City Schools Education (CISE) Fund. The group raises money from area corporations to help give children from low income urban settings the opportunity to attend Catholic schools.

During the 2013-14 season, Cronin also wrote a column in the Cincinnati Enquirer highlighting the dangers of texting while driving as part of the AT&T sponsored "It Can Wait" campaign. He spotlighted the campaign again during an on-campus awareness event in October 2014.

### PATH TO COACHING

Cronin has long held great pride in the Queen City, the University of Cincinnati and the sport of basketball. As a child growing up on the west side of town, he used to follow his father Harold "Hep" Cronin -- a highly successful local high school coach with more than 400 career wins -- around the gyms of Cincinnati. A product of LaSalle High School, Cronin had his playing career end sooner than expected due to a knee injury in high school.

That didn't stop his desire to find his place in basketball. While completing his undergraduate degree at UC, Cronin served as assistant varsity coach and head junior varsity coach at Woodward High School. He helped develop six players who went on to play Division I college basketball, including former Bearcat Damon Flint, who ranks among the top 25 scorers in program history.

Cronin made the jump from high school to college coaching during the 1996-97 season joining Huggins as video coordinator at UC. A year later, Cronin was elevated to an assistant coach for the Bearcats, setting the stage for his long tenure in college basketball.

Cronin resides in Cincinnati with his 11-year old daughter, Samantha.



CRONIN'S YEARLY COACHING RECORD

SEASON	SCHOOL (CONF.)	POSITION	RECORD/CONF.	POSTSEASON (RECORD)
1996-97	Cincinnati (C-USA)	Video Coordinator		
1997-98	Cincinnati (C-USA)	Asst. Coach	27-6/14-2	NCAA Second Round (1-1)
1998-99	Cincinnati (C-USA)	Asst. Coach	27-6/12-4	NCAA Second Round (1-1)
1999-00	Cincinnati (C-USA)	Asst. Coach	29-4/16-0	NCAA Second Round (1-1)
2000-01	Cincinnati (C-USA)	Asst. Coach	25-10/11-5	NCAA Regional Semifinals (2-1)
2001-02	Louisville (C-USA)	Assoc. Head Coach	19-13/8-8	NIT (1-1)
2002-03	Louisville (C-USA)	Assoc. Head Coach	25-7/11-5	NCAA Second Round (1-1)
2003-04	Murray State (OVC)	Head Coach	28-6/14-2	NCAA First Round (0-1)
2004-05	Murray State (OVC)	Head Coach	17-11/11-5	---
2005-06	Murray State (OVC)	Head Coach	24-7/17-3	NCAA First Round (0-1)
Murray State Totals		3 years	69-24/42-10	.742/.808
2006-07	Cincinnati (BIG EAST)	Head Coach	11-19/2-14	---
2007-08	Cincinnati (BIG EAST)	Head Coach	13-19/8-10	College Basketball Invitational (0-1)
2008-09	Cincinnati (BIG EAST)	Head Coach	18-14/8-10	---
2009-10	Cincinnati (BIG EAST)	Head Coach	19-16/7-11	NIT (1-1)
2010-11	Cincinnati (BIG EAST)	Head Coach	26-9/11-7	NCAA Second Round (1-1)
2011-12	Cincinnati (BIG EAST)	Head Coach	26-11/12-6	NCAA Regional Semifinals (2-1)
2012-13	Cincinnati (BIG EAST)	Head Coach	22-12/9-9	NCAA First Round (0-1)
2013-14	Cincinnati (American)	Head Coach	27-7/15-3	NCAA First Round (0-1)
2014-15	Cincinnati (American)	Head Coach	23-11/13-5	NCAA Second Round (1-1)
2015-16	Cincinnati (American)	Head Coach	22-11/12-6	NCAA First Round (0-1)
2016-17	Cincinnati (American)	Head Coach	30-6/16-2	NCAA Second Round (1-1)
2017-18	Cincinnati (American)	Head Coach	26-4/15-2	
Cincinnati Totals		12th season	263-139/128-85	.654/.601
Head Coaching Totals		15th season	332-163/170-95	.671/.642

CRONIN'S RECORD AGAINST ALL OPPONENTS					
SCHOOL	W-L	SCHOOL	W-L	SCHOOL	W-L
Alabama	1-0	Kentucky	0-1	South Dakota	1-0
<b>Alabama State</b>	<b>2-0</b>	Lipscomb	2-0	St. Francis (Pa.)	2-0
Albany	1-0	Louisville	5-7	St. John's	5-6
Appalachian State	1-0	Marquette	3-4	Saint Joseph's	0-0
Arkansas-Little Rock	1-0	Marshall	2-1	St. Mary's (Calif.)	0-1
<b>Arkansas-Pine Bluff</b>	<b>4-0</b>	Maryland	1-0	Stony Brook	1-0
Arkansas Tech	1-0	Maryland Eastern Shore	1-0	Syracuse	2-6
Austin Peay	4-1	<b>Memphis</b>	<b>7-5</b>	Texas	1-0
Belmont	0-1	Miami (Ohio)	5-0	TCU	1-0
Bowling Green	2-1	Middle Tennessee	2-0	<b>Temple</b>	<b>8-3</b>
Bradley	0-1	<b>Mississippi State</b>	<b>2-0</b>	Tennessee	0-1
Brown	1-0	Mississippi Valley State	1-0	Tennessee State	5-1
<b>Buffalo</b>	<b>1-0</b>	Missouri	1-1	Tennessee Tech	3-2
Butler	0-2	Morehead State	8-0	Tennessee-Martin	9-0
Cal-State Bakersfield	1-0	Morgan State	1-0	Texas A&M-CC	1-1
Cal-Davis	1-0	Mount St. Mary's	1-0	Texas-San Antonio	2-0
Campbell	2-0	Nebraska	2-1	Texas Southern	3-0
Campbellsville	1-0	New Mexico	0-2	Toledo	2-0
Central Michigan	1-0	Norfolk State	1-0	<b>Tulane</b>	<b>5-1</b>
Charleston Southern	1-0	North Carolina	0-1	<b>Tulsa</b>	<b>5-1</b>
Chicago State	3-0	North Carolina A&T	1-0	UAB	1-4
Cincinnati	0-1	North Carolina Central	2-0	<b>UCF</b>	<b>8-1</b>
<b>Cleveland State</b>	<b>1-0</b>	NC State	3-1	<b>UCLA</b>	<b>1-1</b>
Coastal Carolina	2-0	Northwestern State	1-0	<b>UConn</b>	<b>12-13</b>
<b>Coppin State</b>	<b>1-0</b>	Notre Dame	3-7	UMass Lowell	1-0
Creighton	0-1	Oakland	1-0	UNLV	1-0
Dayton	1-1	Ohio	0-1	USC Upstate	2-0
Delaware State	2-0	Ohio State	0-2	<b>USF</b>	<b>13-4</b>
DePaul	6-3	Oklahoma	2-0	Utah Valley	1-0
<b>East Carolina</b>	<b>5-1</b>	Ole Miss	0-1	Vanderbilt	1-0
Eastern Illinois	6-1	Oregon	1-0	Villanova	4-4
Eastern Kentucky	6-1	Penn State	1-0	VCU	1-1
Fairfield	1-0	Pittsburgh	4-8	Wagner	2-0
Fairleigh Dickinson	1-0	Prairie View A&M	1-0	Weber State	1-0
<b>Florida</b>	<b>0-1</b>	Presbyterian	0-1	West Florida	1-0
Florida A&M	1-0	Providence	4-5	West Virginia	3-5
Florida State	1-1	Purdue	1-0	<b>Western Carolina</b>	<b>3-0</b>
Georgetown	6-6	Radford	1-0	Western Illinois	1-0
Georgetown College	1-0	Rhode Island	0-1	Western Kentucky	1-1
George Washington	1-0	Rice	2-0	Winthrop	1-0
Georgia	1-0	<b>Richmond</b>	<b>1-0</b>	<b>Wichita State</b>	<b>0-1</b>
Georgia Southern	1-0	Robert Morris	1-0	Wofford	0-1
Gonzaga	0-1	Rutgers	8-4	Wright State	3-0
Harvard	0-1	Saint Joseph's	0-1	<b>Wyoming</b>	<b>1-0</b>
High Point	1-0	Samford	3-3	<b>Xavier</b>	<b>4-8</b>
<b>Houston</b>	<b>8-2</b>	San Diego State	1-0		
Howard	1-0	<b>Savannah State</b>	<b>2-0</b>		
Illinois	0-1	Seton Hall	4-3		
Illinois-Chicago	1-0	SIU-Edwardsville	2-0		
Illinois State	0-1	<b>SMU</b>	<b>7-4</b>		
Iowa State	2-1	SE Missouri State	5-2		
IPFW	1-0	Southern Illinois	1-2		
Jacksonville State	6-0	SE Louisiana	1-0		
Kansas State	1-0	Southern Miss	1-0		
Kennesaw State	1-0	South Carolina Upstate	1-0		

CINCINNATI'S DEFENSIVE NUMBERS UNDER CRONIN

CINCINNATI'S DEFENSIVE STATISTICS DURING THE MICK CRONIN ERA (12TH SEASON; 2007-PRESENT)

YEAR	UC RECORD	OPP FGM-FGA	OPP FG%	OPP 3FGM-3FGA	OPP 3FG%	OPP PPG	GAMES ALLOWED <70 PTS	GAMES ALLOWED <60 PTS	GAMES ALLOWED <50 PTS	GAMES ALLOWED <40% FG	GAMES ALLOWED <35% FG	FORCED TURNOVERS	UC BLOCKS	UC STEALS
2006-07	11-19	685-1539	.445	231-612	.377	67.7	14	8	2	8	4	451	58	230
2007-08	13-19	717-1669	.430	209-621	.337	67.8	18	7	2	8	3	380	73	169
2008-09	18-14	752-1802	.417	186-581	.320	66.3	19	10	3	13	7	406	103	183
2009-10	19-16	807-1954	.413	230-676	.340	66.5	23	12	1	13	5	423	107	199
2010-11	26-9	735-1790	.411	171-529	.323	(9th) 59.6	30	18	7	17	7	492	129	258
2011-12	26-11	849-2063	.412	207-641	.323	(40th) 61.5	29	15	4	16	7	518	(44th) 170	(43rd) 298
2012-13	22-12	716-1851	(14th) .387	171-562	(34th) .304	(22nd) 59.0	30	18	3	16	9	452	(7th) 208	240
2013-14	27-7	690-1745	(19th) .395	182-568	.320	(4th) 58.4	31	19	6	19	8	485	(20th) 188	(24th) 268
2014-15	23-11	700-1804	(15th) .388	192-601	.319	(6th) 55.8	33	22	7	21	11	409	(11th) 185	222
2015-16	22-11	750-1907	(13th) .393	240-672	.357	(12th) 63.3	24	15	2	20	7	450	(9th) 192	(34th) 257
2016-17	30-6	767-1975	(9th) .388	264-765	.345	(8th) 61.3	26	17	3	19	10	476	(16th) 178	(32nd) 260
2017-18	26-4	606-1641	.369	192-615	.312	57.2	25	19	8	20	14	461	167	230

National ranking in parentheses; Cronin-era bests in boldface

## THE POLLS

### ASSOCIATED PRESS POLL (FEB. 26)

Rk.	Team (First Place Votes)
1	Virginia (48)
2	Michigan State (17)
3	Xavier
4	Villanova
5	Duke
6	Kansas
7	Gonzaga
8	Purdue
9	North Carolina
10	<b>Cincinnati</b>
11	Wichita State
12	Texas Tech
13	Ohio State
14	Auburn
15	Michigan
16	Tennessee
17	Rhode Island
18	Clemson
19	Arizona
20	West Virginia
21	Nevada
22	Saint Mary's
23	Kentucky
24	Middle Tennessee
25	Houston

### OTHERS RECEIVING VOTES:

TCU 41, Butler 34, St. Bonaventure 29, NC State 28, Creighton 26, Loyola-Chicago 8, USC 7, Florida State 4, Seton Hall 3, Arkansas 3, Virginia Tech 2, Florida 1, Boise State 1, Oklahoma 1

### USA TODAY COACHES POLL (FEB. 26)

Rk.	Team (First Place Votes)
1	Virginia (17)
2	Michigan State (15)
3	Duke
4	Xavier
5	Villanova
6	Kansas
7	Gonzaga
8	Purdue
9	North Carolina
10	<b>Cincinnati</b>
11	Wichita State
12	Texas Tech
13	Michigan
14	Ohio State
15	Auburn
16	Rhode Island
17	Tennessee
18	Clemson
19	West Virginia
20	Saint Mary's
21	Nevada
22	Arizona
23	Middle Tennessee
24	Creighton
25	Kentucky

### OTHERS RECEIVING VOTES:

Houston 51, Arizona State 22, TCU 17, Butler 14, Virginia Tech 12, Florida 10, NC State 10, Nebraska 8, New Mexico State 7, Florida State 7, Loyola-Chicago 7, Miami 6, St. Bonaventure 6, Oklahoma 4, Louisiana 3, Texas A&M 2, Seton Hall 2, Arkansas 2

## CINCINNATI'S WEEKLY RANKINGS

Associated Press	Week	USA Today
12	Preseason	13
12	Nov. 13	No Poll
12	Nov. 20	13
11	Nov. 27	9
17	Dec. 4	17
25	Dec. 11	RV
20	Dec. 18	22
21	Dec. 25	22
19	Jan. 1	20
14	Jan. 8	13
12	Jan. 15	11
9	Jan. 22	8
8	Jan. 29	8
6	Feb. 5	6
5	Feb. 12	5
11	Feb. 19	11
10	Feb. 26	10

## 2017-18 AMERICAN ATHLETIC CONFERENCE

### 2017-18 AMERICAN CONFERENCE STANDINGS (THRU 3/1)

Team	AAC	Pct.	Overall	Pct.
<b>Cincinnati</b>	<b>15-2</b>	<b>.882</b>	<b>26-4</b>	<b>.867</b>
Wichita State	14-3	.824	24-5	.828
Houston	13-4	.765	23-6	.793
Tulsa	11-6	.647	18-11	.621
Memphis	9-8	.529	18-12	.600
UCF	8-9	.471	17-12	.586
Temple	8-9	.471	16-13	.552
UConn	7-10	.412	14-16	.467
SMU	6-11	.353	16-14	.533
Tulane	5-12	.294	14-15	.483
ECU	4-13	.235	10-18	.357
USF	2-15	.118	9-21	.300

### 2017-18 COMPOSITE SCHEDULE

#### Sunday, March 4

<b>Cincinnati at Wichita State*</b>	<b>12 p.m.</b>	<b>CBS</b>
Tulane at UCF*	2 p.m.	ESPNU
SMU at USF*	2 p.m.	ESPNEWS
Temple at Tulsa*	3 p.m.	ESPN3
ECU at Memphis*	3 p.m.	ESPN3
UConn at Houston*	4 p.m.	CBSSN

#### American Championship

#### Thursday, March 8 (First Round)

Gm 1: #9 seed vs. #8 seed	Noon	ESPNU
Gm 2: #12 seed vs. #5 seed	2 p.m.	ESPNU
Gm 3: #10 seed vs. #7 seed	7 p.m.	ESPNU
Gm 4: #11 seed vs. #6 seed	9 p.m.	ESPNU

#### Friday, March 9 (Quarterfinals)

Gm 5: Win Gm 1 vs. #1 seed	Noon	ESPN2
Gm 6: Win Gm 2 vs. #4 seed	2 p.m.	ESPN2
Gm 7: Win Gm 3 vs. #2 seed	7 p.m.	ESPNU
Gm 8: Win Gm 4 vs. #3 seed	9 p.m.	ESPNU

#### Saturday, March 10 (Semifinals)

Gm 9: Win Gm 5 vs. Win Gm 6	1 p.m.	CBS
Gm 10: Win Gm 7 vs. Win Gm 8	3:30 p.m.	CBS

#### Sunday, March 11 (Final)

Championship Final	3:30 p.m.	CBS
--------------------	-----------	-----

### CINCINNATI IN THE AMERICAN 2017-18 TEAM STATISTICS (THRU 3/1)

CATEGORY	[*NATIONAL] LEAGUE RANK (STAT)
Scoring .....	3rd (76.1)
Scoring Defense .....	[2nd] 1st (57.2)
Scoring Margin .....	[1st] 1st (+18.9)
Free Throw Pct. ....	7th (.694)
Field Goal Pct. ....	3rd (.458)
Field Goal Pct. Defense .....	[2nd] 1st (.339)
3-Pt Field Goal Pct. ....	4th (.370)
3-Pt Field Goal Pct. Defense .....	[23rd] 1st (.312)
Rebounding Offense .....	[24th] 3rd (39.3)
Rebounding Defense .....	2nd (31.3)
Rebounding Margin .....	[10th] 3rd (+8.0)
Blocked Shots .....	[10th] 1st (5.6)
Assists .....	2nd (16.4)
Steals .....	1st (7.7)
Turnover Margin .....	[20th] 1st (+3.43)
Assist-to-Turnover Ratio .....	2nd (1.4)
Offensive Rebounds .....	[15th] 1st (13.3)
Defensive Rebounds .....	4th (26.0)
3-Pt Field Goals Made .....	6th (7.6)

### INDIVIDUAL STATISTICS

#### PLAYER [\*NATIONAL] LEAGUE RANK (STAT)

<b>Scoring</b>	
Jacob Evans III .....	13th (13.3)
Gary Clark .....	16th (12.8)
Kyle Washington .....	25th (11.2)
Jarron Cumberland .....	26th (11.1)

#### Rebounding

Gary Clark .....	[75th] 1st (8.3)
Kyle Washington .....	15th (5.3)

#### Field Goal Shooting Percentage

Kyle Washington .....	6th (.525)
Gary Clark .....	9th (.517)

#### Assists

Jacob Evans III .....	10th (3.4)
Cane Broome .....	14th (3.0)

#### Free Throw Percentage

Jacob Evans III .....	9th (.786)
Gary Clark .....	13th (.748)

#### Steals

Gary Clark .....	6th (1.5)
Jacob Evans III .....	9th (1.3)

#### Three-Point Field Goal Percentage

Jacob Evans III .....	6th (.409)
-----------------------	------------

#### Three-Point Field Goals Made

Jacob Evans III .....	15th (1.8)
-----------------------	------------

#### Blocked Shots

Kyle Washington .....	4th (1.4)
Gary Clark .....	T-6th (1.2)
Jacob Evans III .....	11th (1.0)

#### Assist-Turnover Ratio

Cane Broome .....	6th (2.0)
Jacob Evans III .....	8th (1.9)

#### Offensive Rebounds

Gary Clark .....	[50th] 2nd (3.0)
------------------	------------------

#### Defensive Rebounds

Gary Clark .....	4th (5.3)
Kyle Washington .....	T-12th (3.8)

#### Minutes Played

Jacob Evans III .....	21st (30.7)
-----------------------	-------------

\*National rankings (through 2/26/18) are in brackets

CINCINNATI'S RECORD WHEN

	06-07	07-08	08-09	09-10	10-11	11-12	12-13	13-14	14-15	15-16	16-17	17-18	TOTAL
Home games	10-8	10-7	13-5	13-5	15-3	14-4	13-5	18-1	15-3	14-3	18-0	15-1	166-45
Away games	0-9	3-11	4-7	2-9	7-4	7-5	5-5	7-3	6-5	6-6	9-3	8-2	64-69
Neutral site games	1-2	0-1	1-2	4-2	4-2	5-2	4-2	2-3	2-3	2-2	3-3	3-1	31-25
Conference games	2-14	8-10	8-10	7-11	11-7	12-6	9-9	15-3	13-5	12-6	16-2	15-2	127-85
vs. Top 25 teams	0-4	2-5	1-7	3-6	3-7	8-4	2-8	4-2	2-1	1-3	2-5	0-3	28-55
Overtime games	2-0	1-1	2-1	0-3	1-0	1-2	2-1	0-0	2-1	0-3	2-0	0-0	13-12
Lead at halftime	6-1	10-3	11-3	13-4	25-0	18-3	15-3	23-1	17-3	19-5	24-2	23-1	303-29
Trail at halftime	4-17	3-15	6-11	4-11	0-9	7-8	7-9	1-6	5-8	1-6	5-2	3-3	46-105
Tied at halftime	1-1	0-1	1-0	2-1	1-0	1-0	0-0	3-0	1-0	2-0	1-2	0-0	13-5
Lead with 10:00 remaining	10-1	9-1	14-1	13-3	26-0	18-4	19-1	23-1	20-3	22-3	27-1	24-0	279-19
Trail with 10:00 remaining	1-18	1-18	3-13	6-11	0-9	7-7	3-9	3-6	3-8	0-7	3-5	1-4	31-115
Tied with 10:00 remaining	0-0	3-0	1-0	0-2	0-0	1-0	0-2	1-0	0-0	0-1	0-0	1-0	7-5
Lead with 5:00 remaining	9-3	11-1	17-1	18-2	25-0	19-4	19-2	26-0	24-1	19-4	28-0	25-0	240-18
Trail with 5:00 remaining	0-16	2-17	1-13	0-13	0-9	5-7	2-9	1-7	0-8	1-6	2-6	1-3	15-114
Tied with 5:00 remaining	2-0	0-1	0-0	1-1	1-0	2-0	1-1	0-0	0-2	1-1	0-0	0-1	8-7
Lead with 2:00 remaining	10-2	11-1	16-0	18-2	25-1	23-2	19-2	25-1	23-1	19-3	27-0	25-0	242-15
Trail with 2:00 remaining	0-17	1-17	2-14	1-14	0-8	3-9	1-10	2-6	1-9	2-7	3-5	1-3	17-119
Tied with 2:00 remaining	1-0	1-1	0-0	0-0	1-0	0-0	2-0	0-0	0-1	0-1	0-1	0-1	5-5
Shoot better from the field	8-2	8-3	13-1	15-4	22-0	16-2	15-1	21-0	21-3	16-5	24-0	26-0	205-21
Shoot worse from the field	3-17	5-16	5-13	4-12	4-9	8-9	4-11	6-7	2-8	6-6	6-6	0-3	53-117
Shoot 50% or better	0-2	0-0	4-1	8-1	7-0	6-0	4-0	3-0	9-1	4-2	14-0	8-0	67-7
Shoot below 50%	11-17	13-19	14-13	11-15	16-8	20-11	18-12	24-7	14-9	16-9	16-6	18-4	190-130
Opp. shoots 50% or better	1-9	0-6	0-6	0-2	2-4	1-2	0-1	1-3	0-2	2-3	2-2	1-1	10-41
Opp. shoots below 50%	10-10	13-13	18-8	19-14	22-5	24-9	22-11	25-4	22-9	19-7	28-4	23-3	245-97
Opp. shoots below 40%	7-1	6-1	9-3	10-3	17-0	15-1	16-1	17-1	16-5	17-2	19-1	20-0	169-19
Make 7 or fewer 3-pointers	10-12	8-12	7-11	13-12	21-6	12-9	12-9	22-7	20-11	9-5	18-4	12-3	163-101
Make 8 or more 3-pointers	1-7	5-7	11-3	6-4	6-4	14-2	10-3	5-0	3-0	13-6	12-2	14-1	100-39
Shoot more FTs than opp.	7-3	6-3	12-1	11-2	22-2	16-4	16-3	20-2	20-6	14-3	19-2	17-2	180-33
Out-rebound the opponent	9-5	10-11	13-4	17-8	24-3	10-4	17-8	19-4	18-8	18-7	24-3	22-2	210-67
Opponent out-rebounds UC	2-14	3-7	2-9	2-8	2-5	13-6	3-4	8-2	3-3	3-2	6-3	2-2	49-65
Same number of rebounds	0-0	0-1	3-1	0-0	0-1	3-1	2-0	0-1	1-1	1-2	0-0	2-0	12-8
Commit fewer turnovers	7-11	4-5	9-3	7-6	16-6	22-5	14-4	16-4	13-3	17-2	25-3	18-3	168-55
Commit the same or more TOs	4-8	9-14	9-11	12-10	9-2	4-3	8-7	11-3	10-8	3-10	4-1	8-0	90-75
Commit 12 or fewer turnovers	7-9	4-7	5-4	5-5	10-5	17-7	8-8	20-4	13-5	14-6	22-5	15-1	140-66
Outscore opponents' bench	6-8	8-6	15-9	19-11	24-7	13-3	11-6	17-1	14-7	15-6	19-3	19-1	180-68
1-3 point games	1-4	5-5	2-0	4-5	2-1	5-4	2-3	4-2	1-4	2-6	4-0	1-0	43-34
4-5 point games	0-1	2-1	2-1	3-2	0-2	6-0	2-2	4-1	2-1	4-1	0-2	0-2	25-16
6-10 point games	5-2	2-6	5-6	4-4	7-2	5-3	7-4	2-2	8-1	3-3	7-2	4-1	59-36
11-19 point games	4-10	3-5	4-4	4-4	8-5	4-2	6-2	9-1	7-4	6-1	8-2	5-1	68-41
20-plus point games	1-2	1-2	5-3	4-1	9-1	7-1	5-1	8-1	5-1	7-0	11-0	16-0	79-13
Score 59 or fewer points	0-9	3-7	1-6	0-7	3-8	3-7	1-9	2-7	6-11	2-4	4-3	2-0	27-76
Score 60-69 points	6-7	8-7	4-6	9-4	9-1	7-4	9-3	11-0	9-0	8-2	6-2	3-2	88-38
Score 70 or more points	5-3	2-5	13-2	10-5	14-0	16-2	12-0	14-0	8-0	12-5	20-1	21-2	147-25
Hold opp. to 50 or fewer points	3-0	3-0	4-0	1-0	7-0	3-2	4-0	7-0	9-2	4-0	6-0	9-0	60-4
Hold opp. to 51-60 points	3-4	5-1	6-2	9-2	12-1	12-3	12-4	11-3	10-3	12-1	11-2	12-0	116-26
Hold opp. to 61-70 points	3-2	5-5	5-3	7-4	5-5	10-1	4-7	7-3	4-5	3-5	8-0	3-2	64-43
Opp. scores 70-plus points	2-13	0-13	3-9	2-10	2-3	1-5	2-1	2-1	0-1	2-4	5-4	2-2	23-66
November	5-1	4-2	5-1	4-1	5-0	4-2	6-0	6-0	5-1	7-0	5-1	7-0	63-9
December	4-3	1-5	5-2	5-2	9-0	6-1	7-1	5-2	4-2	3-4	6-1	5-2	59-25
January	1-7	5-4	4-4	5-4	4-4	5-4	4-3	9-0	6-2	6-2	8-0	8-0	65-34
February	1-7	3-3	4-3	2-5	4-3	6-2	2-5	4-2	5-4	5-2	6-2	5-2	47-40
March	0-1	0-5	0-4	3-4	4-2	5-2	2-3	3-3	3-2	1-3	5-2	1-0	27-31
Monday	0-0	1-0	3-2	2-2	2-0	2-1	2-2	1-0	0-0	0-0	1-0	3-0	17-7
Tuesday	0-2	1-1	1-2	4-2	3-0	2-0	4-0	6-0	5-1	3-2	1-0	5-0	35-10
Wednesday	4-5	4-5	4-1	7-3	9-1	7-0	3-1	2-0	5-1	2-1	6-0	3-0	56-18
Thursday	0-1	0-2	3-0	1-2	3-1	3-1	1-3	5-1	3-1	3-3	6-0	5-1	33-16
Friday	1-0	1-1	0-1	0-0	1-0	4-1	1-2	2-1	2-1	2-2	3-0	1-0	18-9
Saturday	5-7	6-5	6-5	5-3	8-4	5-7	10-2	8-5	5-6	6-3	8-2	5-2	76-57
Sunday	1-4	0-5	1-3	0-4	0-3	3-1	2-1	2-0	3-1	6-0	5-4	4-1	27-27

BEARCATS STARTING LINEUPS

OPPONENT	UC STARTERS
Bellarmine (EXH.)	Broome, Cumberland, Evans III, Clark, Washington
Embry-Riddle (EXH.)	Broome, Cumberland, Evans III, Clark, Washington
Savannah State	Broome, Cumberland, Evans III, Clark, Washington
Western Carolina	Jenifer, Cumberland, Evans III, Clark, Brooks
Coppin State	Broome, Cumberland, Evans III, Clark, Washington
vs. Buffalo	Broome, Cumberland, Evans III, Clark, Washington
vs. Richmond	Jenifer, Cumberland, Evans III, Clark, Brooks
vs. Wyoming	Jenifer, Cumberland, Evans III, Clark, Washington
Alabama State	Jenifer, Cumberland, Evans III, Clark, Washington
at Xavier	Jenifer, Cumberland, Evans III, Clark, Washington
vs. Florida	Jenifer, Cumberland, Evans III, Clark, Washington
Mississippi State	Jenifer, Cumberland, Evans III, Clark, Washington
at UCLA	Jenifer, Cumberland, Evans III, Clark, Washington
Arkansas-Pine Bluff	Jenifer, Cumberland, Evans III, Clark, Washington
Cleveland State	Jenifer, Cumberland, Evans III, Clark, Washington
Memphis	Jenifer, Cumberland, Evans III, Clark, Washington
at Temple	Jenifer, Cumberland, Evans III, Clark, Washington
SMU	Jenifer, Cumberland, Evans III, Clark, Washington
at USF	Jenifer, Cumberland, Evans III, Clark, Washington
at UCF	Jenifer, Cumberland, Evans III, Clark, Washington
ECU	Jenifer, Cumberland, Evans III, Clark, Washington
Temple	Jenifer, Cumberland, Evans III, Clark, Washington
at Memphis	Jenifer, Cumberland, Evans III, Clark, Washington
Houston	Jenifer, Cumberland, Evans III, Clark, Washington
at UConn	Jenifer, Cumberland, Evans III, Clark, Washington
UCF	Jenifer, Cumberland, Evans III, Clark, Washington
at SMU	Jenifer, Cumberland, Evans III, Clark, Washington
at Houston	Jenifer, Cumberland, Evans III, Clark, Washington
Wichita State	Jenifer, Cumberland, Evans III, Clark, Washington
UConn	Jenifer, Cumberland, Evans III, Clark, Washington
Tulsa	Jenifer, Cumberland, Evans III, Clark, Washington
at Tulane	Jenifer, Cumberland, Evans III, Clark, Washington
at Wichita State	
American Championship	

RECORD BY STARTING LINEUPS

UC STARTERS	RECORD
Broome, Cumberland, Evans III, Clark, Washington	3-0
Jenifer, Cumberland, Evans III, Clark, Brooks	2-0
Jenifer, Cumberland, Evans III, Clark, Washington	21-4

PLAYERS IN DOUBLE FIGURES

# OF PLAYERS	0	1	2	3	4	5	6	7
TIMES THIS SEASON	0	0	5	8	15	1	1	0

## SPECIALTY STATISTICS

OPPONENT	RESULT	IN PAINT	OFF TO	2ND CHANCE	FAST BREAK	BENCH
Savannah State		24	17	2	18	25
at Cincinnati	W, 107-77	54	22	30	14	43
Western Carolina		20	13	3	6	33
at Cincinnati	W, 102-51	40	29	15	8	59
Coppin State		20	5	2	2	16
Cincinnati	W, 97-54	38	16	18	7	40
Buffalo		18	15	11	7	5
vs. Cincinnati	W, 73-67	26	11	18	6	11
Richmond		16	10	7	0	17
vs. Cincinnati	W, 75-48	18	26	13	6	38
Wyoming		16	4	7	0	10
vs. Cincinnati	W, 78-53	38	21	22	8	22
Alabama State		20	7	14	2	25
at Cincinnati	W, 83-51	40	30	14	13	40
at Xavier		34	10	19	9	26
Cincinnati	L, 76-89	34	16	5	17	20
Florida		24	27	8	11	6
vs. Cincinnati	L, 60-66	36	17	14	2	17
Mississippi State		24	16	6	12	0
at Cincinnati	W, 65-50	24	22	13	6	6
at UCLA		20	11	4	4	19
Cincinnati	W, 77-63	30	23	9	6	15
Arkansas-Pine Bluff		14	9	3	4	19
at Cincinnati	W, 77-49	36	34	14	16	47
Cleveland State		24	10	7	7	13
at Cincinnati	W, 81-62	48	28	14	17	23
Memphis		24	11	10	6	25
at Cincinnati	W, 82-48	36	17	17	9	29
at Temple		16	16	10	2	11
Cincinnati	W, 55-53	24	16	12	2	4
SMU		23	15	4	9	5
at Cincinnati	W, 76-56	24	26	14	8	10
at USF		14	8	10	2	34
Cincinnati	W, 78-55	22	11	13	10	14
at UCF		18	6	3	0	15
Cincinnati	W, 49-38	24	18	16	2	10
ECU		24	7	14	4	10
at Cincinnati	W, 86-60	50	19	21	10	24
Temple		20	12	8	6	16
at Cincinnati	W, 75-42	30	24	19	8	22
at Memphis		22	13	4	6	14
Cincinnati	W, 62-48	20	10	9	6	19
Houston		22	14	16	4	24
at Cincinnati	W, 80-70	30	8	17	9	11
at UConn		26	12	9	11	6
Cincinnati	W, 65-57	14	8	11	5	15
UCF		18	2	4	2	10
at Cincinnati	W, 77-40	26	22	15	8	29
at SMU		28	10	11	9	2
Cincinnati	W, 76-51	38	18	11	9	21
at Houston		26	10	17	4	16
at Cincinnati	L, 62-67	22	22	10	0	2
Wichita State		30	22	12	4	19
at Cincinnati	L, 72-76	28	20	8	8	19
UConn		16	3	7	2	5
at Cincinnati	W, 77-52	33	23	10	17	40
Tulsa		26	17	17	2	22
at Cincinnati	W, 82-74	30	11	13	7	19
at Tulane		18	15	8	2	14
Cincinnati	W, 78-49	36	23	24	0	35
at Wichita State						
Cincinnati						
<b>TOTALS</b>		<b>IN PAINT</b>	<b>OFF TO</b>	<b>2ND CHANCE</b>	<b>FAST BREAK</b>	<b>BENCH</b>
<b>CINCINNATI</b>		<b>949</b>	<b>591</b>	<b>439</b>	<b>244</b>	<b>704</b>
<b>AVERAGE</b>		<b>31.6</b>	<b>19.7</b>	<b>14.6</b>	<b>8.1</b>	<b>23.5</b>
<b>OPPONENTS</b>		<b>645</b>	<b>347</b>	<b>257</b>	<b>157</b>	<b>462</b>
<b>AVERAGE</b>		<b>21.5</b>	<b>11.6</b>	<b>8.6</b>	<b>5.2</b>	<b>15.4</b>

## OVERTIME RECORDS

UC'S OVERALL RECORD	56-55
1 OT Games	47-44
2 OT Games	8-8
3 OT Games	0-1
4 OT Games	0-2
7 OT Games	1-0

### RECORDS IN OVERTIME GAMES

Home	27-17	.614
Schmidlapp Gym	3-4	.429
Schmidt Fieldhouse	0-1	.000
Music Hall	0-1	.000
Armory Fieldhouse	5-4	.556
Cincinnati Gardens	3-2	.600
U.S. Bank Arena	3-1	.750
Fifth Third Arena	14-4	.778
Away	17-30	.362
Neutral	11-8	.579

**Current Streak:** Won 2

**Longest Winning Streak:** 5 (Tay Baker - 1966-67)

**Longest Losing Streak:** 4 (Bob Ruess, 1943 - John Weithe, 1950)

- On Dec. 21, 1981 Cincinnati and Bradley played an NCAA-record 7-overtime game which UC won, 75-73.
- Cincinnati has been involved in two of the five NCAA tournament championship games to go into overtime. The Bearcats defeated Ohio State, 70-65, in 1961, but lost to Loyola (Ill.), 60-58, in 1963.
- In 1966-67, Cincinnati played six overtime games, winning five.

### UC COACHES IN OVERTIME GAMES

COACH (YEARS)	NO.	RECORD	PCT.
Bob Huggins (1989-2005)	25	14-11	.560
<b>Mick Cronin (2006-pres.)</b>	<b>25</b>	<b>13-12</b>	<b>.520</b>
Tay Baker (1965-72)	9	7-2	.778
Ed Jucker (1960-65)	9	4-5	.444
Ed Badger (1978-83)	8	3-5	.375
Tony Yates (1983-89)	7	2-5	.286
John Wiethe (1946-52)	5	1-4	.200
George Smith (1952-60)	4	3-1	.750
Gale Catlett (1972-78)	4	2-2	.500
Frank Rice (1928-32)	4	1-3	.250
Boyd Chambers (1918-28)	3	3-0	1.000
Clark Ballard (1939-42)	2	2-0	1.000
Andy Kennedy (2005-06)	2	1-1	.250
Tay Brown (1933-37)	2	0-2	.000
John Halliday (1932-33)	1	0-1	.000
Bob Ruess (1942-44)	1	0-1	.000
Walter Van Winkle (1937-39)	0	—	—
Ray Farnham (1944-46)	0	—	—

### OVERTIME GAMES IN MICK CRONIN ERA

1/20/07	W	UC 96, West Virginia 83	1	SC
2/28/07	W	UC 70, Seton Hall 67	1	SC
2/9/08	W	UC 72, Rutgers 68	1	SC
3/2/08	L	Providence 81, UC 79	1	A
12/20/08	W	UC 85, Eastern Kentucky 77	1	SC
2/7/09	W	UC 64, Georgetown 62	1	SC
3/7/09	L	Seton Hall 67, UC 63	1	SC
11/25/09	L	Gonzaga 61, UC 59	1	N
12/13/09	L	Xavier 83, UC 79	2	A
2/21/10	L	Marquette 79, UC 76	1	SC
2/19/11	W	UC 93, Providence 81	1	A
11/25/11	L	Marshall 73, UC 69	1	SC
1/21/12	L	West Virginia 77, UC 74	1	A
3/8/12	W	UC 72, Georgetown 70	2	N
1/19/13	W	UC 71, Marquette 69	1	SC
2/21/13	L	UConn 73, UC 66	1	A
3/9/13	W	UC 61, USF 53	1	SC
12/13/14	L	Nebraska 56, UC 55	2	A
12/17/14	W	UC 71, San Diego State 62	1	SC
3/19/15	W	UC 66, Purdue 65	1	N
1/16/16	L	Temple 67, UC 65	2	A
2/18/16	L	Tulsa 70, UC 68	1	A
3/11/16	L	UConn 104, UC 97	4	N
12/1/16	W	UC 55, Iowa State 54	1	A
12/22/16	W	UC 93, Marshall 91	1	SC

## THE LAST TIME...

### TEAM

#### 100 POINTS BY A TEAM

By UC	102 vs. Western Carolina, 11/13/17
By Opponent	104 by UConn (40T), 3/11/16

#### 90-99 POINTS BY A TEAM

By UC	97 vs. Coppin State, 11/16/17
By Opponent	91 by Marshall, 12/22/16

#### 30-PLUS POINT WIN

By UC	37 (77-40) vs. UCF, 2/6/18
By Opponent	38 (89-51) vs. Notre Dame, 3/10/11

#### 60 PERCENT SHOOTING BY A TEAM

By UC	.628 vs. Kansas State, 3/17/17
By Opponent	.674 vs. Pittsburgh, 2/14/09

#### 50 PERCENT SHOOTING BY A TEAM

By UC	.554 vs. Tulsa, 2/25/18
By Opponent	.529 by Wichita State, 2/18/18

#### CINCINNATI PLAYED A RANKED OPPONENT

UC Win	86-78 vs. No. 24 Xavier, 1/26/16
UC Loss	72-76 vs. No. 19 Wichita State, 2/18/18

#### SINGLE OVERTIME GAME

UC Win	93-91 (OT) vs. Marshall, 12/22/16
UC Loss	104-97 (4OT) vs. UConn, 3/11/16

#### DOUBLE OVERTIME GAME

UC Win	72-70 (2OT) vs. Georgetown, 3/8/12
UC Loss	104-97 (4OT) vs. UConn, 3/11/16

#### TRIPLE OVERTIME GAME

UC Win	75-73 (7OT*) vs. Bradley, 12/21/81
UC Loss	104-97 (4OT) vs. UConn, 3/11/16

\* - NCAA record.

### INDIVIDUAL

#### 40 POINTS BY A PLAYER

By UC	41, Steve Logan vs. Southern Mississippi, 2/15/02
By Opponent	40, Trevon Bluiett, Xavier, 1/26/17

#### 30 POINTS BY A PLAYER

By UC	37, Troy Caupain vs. UConn, 3/11/16
By Opponent	32, Daniel Hamilton, vs. UConn, 3/11/16

#### 20 REBOUNDS BY A PLAYER

By UC	20, Cedric McGowan vs. DePaul, 1/4/06
By Opponent	four times

#### 15 REBOUNDS BY A PLAYER

By UC	15, Gary Clark, at UCF, 1/16/18
By Opponent	15, Greg Monroe, vs. Georgetown, 3/6/10

#### TWO PLAYERS WITH 20 OR MORE POINTS IN SAME GAME

By UC	Gary Clark (25), Jacob Evans (20) vs. UConn, 3/11/17
By Opponent	Daniel Hamilton (32), Jalen Adams (22) vs. UConn, 3/11/16

#### THREE PLAYERS WITH 10 OR MORE REBOUNDS IN SAME GAME

By UC	Gary Clark (10), Kyle Washington (10) & Troy Caupain (10) at Iowa State, 12/1/16
-------	---

#### TWO PLAYERS WITH 10 OR MORE REBOUNDS IN SAME GAME

By UC	Troy Caupain (12), Gary Clark (11) vs. Marshall, 12/22/16
By Opponent	Ben Moore (11), Sterling Brown (11) vs. SMU, 1/12/17

#### 10 ASSISTS BY A PLAYER

By UC	10, Troy Caupain, vs. USF, 2/4/16
By Opponent	10, Chris Howard, at USF, 2/14/09

#### FIVE STEALS BY A PLAYER

By UC	5, Jacob Evans III vs. Temple, 1/24/18
By Opponent	5, Antonio Robinson, at East Carolina, 2/1/15

#### FIVE BLOCKED SHOTS BY A PLAYER

By UC	5, Gary Clark vs. Mississippi State, 12/12/17
By Opponent	5, Amida Brimah, vs. UConn, 3/11/16

#### DOUBLE-DOUBLE BY A UC PLAYER

UC Win	Kyle Washington (13 pts., 11 rebs.) at UConn, 2/3/18
UC Loss	Gary Clark (14 pts., 12 rebs.) at Butler, 12/10/16

#### DOUBLE-DOUBLES BY TWO UC PLAYERS

By UC	Kyle Washington (13 pts, 11 rebs) and Gary Clark (11 pts, 10 rebs) at Iowa State, 12/1/16
-------	---

#### DOUBLE-DOUBLES BY THREE UC PLAYERS

By UC	Troy Caupain (37 pts, 10 rebs), Octavius Ellis (13 pts, 10 rebs) & Gary Clark (12 pts, 12 rebs) vs. UConn, 3/11/16
-------	--

#### TRIPLE-DOUBLE BY A UC PLAYER

By UC	Eric Hicks (22 pts., 12 rebs., 10 blks.) vs. Marquette, 1/7/06
-------	---

#### UC PLAYER LED TEAM IN POINTS, REBOUNDS & ASSISTS

By UC	Sean Kilpatrick (26 pts., 12 rebs., 6 asst.) vs. SMU, 1/1/13
-------	---

#### A PLAYER WON A GAME IN THE FINAL SECONDS

By UC	Jacob Evans III hits 19-foot jumper with 0.4 left at Temple as UC wins 55-53, 1/4/18
By Opponent	Roosevelt Jones layup with :00.1 left Butler defeats UC 78-76, 12/2/15

#### FOUR PLAYERS SCORED IN DOUBLE FIGURES

By UC	Kyle Washington (16), Cane Broome (13) Jacob Evans III (11), Trevon Scott (10) at Tulane, 3/1/18
-------	--

#### FIVE PLAYERS SCORED IN DOUBLE FIGURES

By UC	Jarron Cumberland (19), Justin Jenifer (16) Jacob Evans III (12), Kyle Washington (11), Cane Broome (11) vs. Coppin State, 11/16/17
-------	---

#### SIX PLAYERS SCORED IN DOUBLE FIGURES

By UC	Jacob Evans (19), Cane Broome (17), Justin Jenifer (15) Gary Clark (13), Jarron Cumberland (10), Keith Williams (10) vs. Savannah State, 11/10/17
-------	---

#### SEVEN PLAYERS SCORED IN DOUBLE FIGURES

By UC	Kevin Johnson (18), Jacob Evans (17), Justin Jenifer (13), Kyle Washington (12), Jarron Cumberland (11) Troy Caupain (10), Tre Scott (10) vs. Fairleigh Dickinson, 12/17/16
-------	--

#### EIGHT PLAYERS SCORED IN DOUBLE FIGURES

By UC	Farad Cobb (15), Shaq Thomas (14), Kevin Johnson (14), Coreontae DeBerry (12), Justin Jenifer (11), Quadri Moore (10), Jacob Evans (10), Octavius Ellis (10) vs. Robert Morris, 11/15/15
-------	---

## CRONIN ERA BESTS

#### MOST POINTS SCORED

119 (W, 119-68)	vs. Fairleigh Dickinson	12/17/16
107 (W, 107-77)	vs. Savannah State	11/10/17
106 (W, 106-44)	vs. Robert Morris	11/15/15
102 (W, 102-60)	vs. Miss. Valley St.	11/13/12
102 (W, 102-62)	vs. Chicago State	12/23/13
102 (W, 102-51)	vs. Western Carolina	11/13/17

#### MOST POINTS SCORED (HALF)

65 (W, 119-68)	vs. Fairleigh Dickinson	(1st) 12/17/16
60 (W, 99-50)	vs. Arkansas-Pine Bluff	(2nd) 11/22/15
60 (W, 60-40)	vs. Savannah State	(1st) 11/10/17
59 (W, 96-58)	vs. Texas Southern	(2nd) 12/13/16
59 (W, 97-84)	vs. No. 20 Memphis	(2nd) 3/6/14
59 (W, 102-60)	vs. Miss. Valley St.	(2nd) 11/13/12

#### HIGHEST FG PERCENTAGE

.647 (44-68)	vs. Fairleigh Dickinson	12/17/16
.647 (33-51)	vs. UCF	2/25/15
.632 (36-57)	vs. Campbell	11/20/13
.628 (27-43)	vs. St. John's	2/11/09
.628 (27-43)	vs. Kansas State	3/17/17
.610 (36-59)	vs. Western Carolina	11/13/15

#### HIGHEST 3-PT. PERCENTAGE

.682 (15-22)	vs. Tulsa	2/25/18
.643 (9-14)	vs. Temple	1/17/14
.636 (7-11)	vs. Stony Brook	12/2/14
.600 (6-10)	vs. St. John's	2/11/09
.583 (7-12)	at No. 23/23 SMU	2/5/15
.583 (7-12)	at Georgetown	1/27/07
.583 (14-24)	vs. Central Michigan	11/25/06

#### MOST REBOUNDS

69	vs. Chicago State	12/23/13
65	vs. Savannah State	11/10/17
56	at Temple (2OT)	1/16/16
56	vs. North Carolina A&T	11/18/12

#### MOST ASSISTS

32	vs. Robert Morris	11/15/15
29	vs. Fairleigh Dickinson	12/17/16
27	vs. USF	1/29/17
27	vs. Toledo	11/18/09

#### MOST BLOCKED SHOTS

12	vs. Wagner	12/23/14
12	vs. Marquette	1/19/13
12	at DePaul	1/15/13
12	vs. North Carolina A&T	11/18/12
11	vs. Mississippi State	12/12/17
11	at Xavier	12/2/17

#### MOST STEALS

23	vs. Ark.-Little Rock	12/6/12
19	vs. Ark.-Pine Bluff	11/22/15
18	vs. Robert Morris	11/15/15
16	vs. Ark.-Pine Bluff	12/21/11

#### MOST FORCED TURNOVERS

32	vs. Ark.-Little Rock	12/6/12
32	vs. North Carolina State	12/23/06
30	vs. Ark.-Pine Bluff	11/22/15
29	vs. Robert Morris	11/15/15
29	vs. Ark.-Pine Bluff	12/21/11

#### FEWEST POINTS ALLOWED

34	vs. Dayton	11/27/10
37	vs. Saint Francis (Pa.)	11/14/14
38	at UCF	1/16/18
39	vs. Howard	11/10/06
	at West Virginia	1/30/08
	vs. North Carolina A&T	11/18/12

#### FEWEST POINTS ALLOWED (HALF)

13	vs. Marquette	1/19/13
13	vs. UCF	(1st) 2/6/18
14	vs. Richmond	(1st) 11/21/17
14	vs. Alabama State	(1st) 11/13/11

#### LOWEST FG PERCENTAGE ALLOWED

.152 (10-66)	vs. North Carolina A&T	11/18/12
.200 (12-60)	vs. Dayton	11/27/10
.200 (10-50)	at West Virginia	1/30/08

#### LOWEST 3-PT. FG PERCENTAGE ALLOWED

.000 (0-14)	vs. UCF	2/6/18
.000 (0-10)	at No. 24/22 Pittsburgh	12/31/12
.000 (0-4)	vs. Texas Southern	11/18/08
.045 (1-22)	at West Virginia	1/30/08
.063 (1-16)	vs. Providence	3/13/13
.091 (1-11)	vs. USF	2/2/14


#### BIGGEST WIN

62 (106-44)	vs. Robert Morris	11/15/15
54 (93-39)	vs. North Carolina A&T	11/18/12

#### BIGGEST COMEBACK

Down 18 (won 80-70)	vs. Houston	1/31/18
Down 17 (won 96-83 in OT)	vs. West Virginia	1/20/07
Down 16 (won 70-55)	vs. Samford	11/23/16
Down 15 (won 93-91 in OT)	vs. Marshall	12/22/16

# CINCINNATI RADIO-TV CHART



1

**JACOB EVANS III**  
G/F • 6-6 • 210 • JR-2L  
BATON ROUGE, LA.




2

**KEITH WILLIAMS**  
G • 6-5 • 210 • FR-HS  
BROOKLYN, N.Y.



3

**JUSTIN JENIFER**  
G • 5-10 • 175 • JR-2L  
BALTIMORE, MD.



5

**TREVOR MOORE**  
G • 6-5 • 200 • FR-HS  
HOUSTON, TEXAS




11

**GARY CLARK**  
F • 6-8 • 230 • SR-3L  
CLAYTON, N.C.




13

**TREVON SCOTT**  
F • 6-8 • 220 • R-SO-1L  
DARIEN, GA.



14

**JACKSON BART**  
F • 6-5 • 215 • R-SO-1L  
OKLAHOMA CITY, OKLA.



15

**CANE BROOME**  
G • 6-0 • 165 • JR-TR  
EAST HARTFORD, CONN.



20

**MAMOUDOU DIARRA**  
F • 6-9 • 215 • FR-HS  
BAMAKO, MALI




22

**ELIEL NSOSEME**  
F/C • 6-9 • 220 • FR-HS  
KINSASHA, CONGO




24

**KYLE WASHINGTON**  
F • 6-9 • 230 • SR-1L  
CHAMPLIN, MINN.



31

**SAM MARTIN**  
G • 5-10 • 160 • FR-HS  
CINCINNATI, OHIO



32

**JOHN KOZ**  
G • 6-1 • 190 • SO-1L  
CLEVELAND, OHIO



33

**NYSIER BROOKS**  
C • 6-11 • 250 • SO-1L  
PHILADELPHIA, PA.



34

**JARRON CUMBERLAND**  
G • 6-5 • 215 • SO-1L  
WILMINGTON, OHIO



**MICK CRONIN**  
HEAD COACH



**LARRY DAVIS**  
ASSOCIATE HEAD COACH



**DARREN SAVINO**  
ASSISTANT COACH



**ANTWON JACKSON**  
ASSISTANT COACH

# CINCINNATI PLAYER SEASON & CAREER HIGHS

## #1 - JACOB EVANS III

2017-18 SEASON		CAREER
24 vs. Mississippi State, 12/12/17	Pts	26 vs. Saint Joseph's, 3/18/16
15, 2x (last at Xavier, 12/2/17)	FG Atts	20 vs. Saint Joseph's, 3/18/16
9 at Xavier, 12/2/17	FG Made	10 vs. Saint Joseph's, 3/18/16
11 vs. Savannah State, 11/10/17	3PT-FG Atts	11 at SMU, 2/12/17
4, 4x (last vs. Tulsa, 2/25/18)	3PT-FG Made	5, 2x (last at SMU, 2/12/17)
12 at Houston, 2/15/18	FT Atts	12 at Houston, 2/15/18
9, 2x (last at Houston, 2/15/18)	FT Made	9, 2x (last at Houston, 2/15/18)
8 vs. Mississippi State, 12/12/17	Rebs	9 vs. Saint Joseph's, 3/18/16
7 vs. Tulsa, 2/25/18	Assts	7 vs. Tulsa, 2/25/18
3 vs. Arkansas-Pine Bluff, 12/19/17	Stls	4, 2x (last vs. UCF, 2/8/17)
4 vs. Alabama State, 11/27/17	Blks	4 vs. Alabama State, 11/27/17
40 at Houston, 2/15/18	Mins	45 vs. Marshall, 12/22/16

## #2 - KEITH WILLIAMS

2017-18 SEASON		CAREER
10, 2x (last vs. Western Carolina, 11/13/17)	Pts	10, 2x (last vs. Western Carolina, 11/13/17)
12 vs. Savannah State, 11/10/17	FG Atts	12 vs. Savannah State, 11/10/17
5, 2x (last vs. Western Carolina, 11/13/17)	FG Made	5, 2x (last vs. Western Carolina, 11/13/17)
4 vs. Savannah State, 11/10/17	3PT-FG Atts	4 vs. Savannah State, 11/10/17
1, 3x (last at UConn, 2/3/18)	3PT-FG Made	1, 3x (last at UConn, 2/3/18)
4 at Tulane, 3/1/18	FT Atts	4 at Tulane, 3/1/18
2, 3x (last at Tulane, 3/1/18)	FT Made	2, 3x (last at Tulane, 3/1/18)
5, 2x (last at Tulane, 3/1/18)	Rebs	5, 2x (last at Tulane, 3/1/18)
2, 2x (last vs. Alabama State, 11/27/17)	Assts	2, 2x (last vs. Alabama State, 11/27/17)
1, 7x (last at SMU, 2/11/18)	Stls	1, 7x (last at SMU, 2/11/18)
2 at Tulane, 3/1/18	Blks	2 at Tulane, 3/1/18
27 at Tulane, 3/1/18	Mins	27 at Tulane, 3/1/18

## #3 - JUSTIN JENIFER

2017-18 SEASON		CAREER
16 vs. Coppin State, 11/16/17	Pts	16 vs. Coppin State, 11/16/17
12 vs. Savannah State, 11/10/17	FG Atts	12 vs. Savannah State, 11/10/17
6 vs. Savannah State, 11/10/17	FG Made	6, 2x (last vs. Savannah State, 11/10/17)
9 vs UCF, 2/6/18	3PT-FG Atts	9 vs UCF, 2/6/18
4 vs. Coppin State, 11/16/17	3PT-FG Made	4, 2x (last vs. Coppin State, 11/16/17)
6 at UCLA, 12/16/17	FT Atts	6, 2x (last at UCLA, 12/16/17)
5 at UCLA, 12/16/17	FT Made	6 vs. Robert Morris, 11/15/15
4 at SMU, 2/11/18	Rebs	5, 2x (last vs. USF, 1/29/17)
7 vs. Cleveland State, 12/21/17	Assts	9, 3x (last vs. USF, 1/29/17)
2, 2x (last at Tulane, 3/1/18)	Stls	3, 2x (last vs. USF, 2/4/16)
0	Blks	0
27 at Houston, 2/15/18	Mins	28, 2x (last vs. USF, 1/29/17)

## #5 - TREVOR MOORE

2017-18 SEASON		CAREER
14 vs. UCF, 2/6/18	Pts	14 vs. UCF, 2/6/18
8 vs. UConn, 2/22/18	FG Atts	8 vs. UConn, 2/22/18
4, 2x (last vs. vs. UConn, 2/22/18)	FG Made	4, 2x (last vs. UConn, 2/22/18)
8 vs. UConn, 2/22/18	3PT-FG Atts	8 vs. UConn, 2/22/18
4 vs. UConn, 2/22/18	3PT-FG Made	4 vs. UConn, 2/22/18
5, vs UCF, 2/6/18	FT Atts	5, vs UCF, 2/6/18
4 vs UCF, 2/6/18	FT Made	4 vs UCF, 2/6/18
8 vs. Richmond, 11/21/17	Rebs	8 vs. Richmond, 11/21/17
3 vs. Richmond, 11/21/17	Assts	3 vs. Richmond, 11/21/17
2, 3x (last vs. UA-Pine Bluff, 12/19/17)	Stls	2, 3x (last vs. UA-Pine Bluff, 12/19/17)
1, 2x (last at Tulane, 3/1/18)	Blks	1, 2x (last at Tulane, 3/1/18)
24 vs. Richmond, 11/21/17	Mins	24 vs. Richmond, 11/21/17

## #11 - GARY CLARK

2017-18 SEASON		CAREER
24 vs. Buffalo, 11/20/17	Pts	26 vs. Marshall, 12/22/16
15 at Xavier, 12/2/17	FG Atts	15, 2x (last 15 at Xavier, 12/2/17)
9 vs. Cleveland State, 12/21/17	FG Made	12 vs. Marshall, 12/22/16
5 at Xavier, 12/2/17	3PT-FG Atts	5 at Xavier, 12/2/17
2, 2x (last at Xavier, 12/2/17)	3PT-FG Made	2, 7x (last at Xavier, 12/2/17)
13 vs. Buffalo, 11/20/17	FT Atts	16 vs. UConn, 3/11/17
11 vs. Buffalo, 11/20/17	FT Made	15 vs. UConn, 3/11/17
14 vs. Buffalo, 11/20/17	Rebs	16 vs. East Carolina, 1/6/15
7 vs. Richmond, 11/21/17	Assts	8 vs. Temple, 1/18/17
3, 4x (last at Tulane, 3/1/18)	Stls	5 at SMU, 1/17/16
5 vs. Mississippi State, 12/12/17	Blks	5 vs. Mississippi State, 12/12/17
39 at Houston, 2/15/18	Mins	48 vs. UConn, 3/11/16

## #13 - TREVON SCOTT

2017-18 SEASON		CAREER
10 at Tulane, 3/1/18	Pts	11 vs. Texas Southern, 12/13/16
7 at Tulane, 3/1/18	FG Atts	10 vs. Texas Southern, 12/13/16
3 at Tulane, 3/1/18	FG Made	5, 3x (last vs. Fairleigh Dickinson, 12/17/16)
1 at SMU, 2/11/18	3PT-FG Atts	1, 4x (last at SMU, 2/11/18)
0	3PT-FG Made	1 vs. USF, 1/29/17
6 vs. UA-Pine Bluff, 12/19/17	FT Atts	6 vs. UA-Pine Bluff, 12/19/17
4, 2x (last at Tulane, 3/1/18)	FT Made	4, 2x (last at Tulane, 3/1/18)
9 vs. UConn, 2/22/18	Rebs	10 vs. Tulane, 1/1/17
6 vs. Western Carolina, 11/13/17	Assts	6 vs. Western Carolina, 11/13/17
2, 2x (last vs. UA-Pine Bluff, 12/19/17)	Stls	5 vs. USF, 1/29/17
1, 4x (last vs. Tulsa, 2/25/18)	Blks	5 vs. Lipscomb, 11/26/16
21 vs. Tulsa, 2/25/18	Mins	29 vs. Lipscomb, 11/26/16

## #15 - CANE BROOME

2017-18 SEASON		CAREER
17, 2x (last vs. UA-Pine Bluff, 12/19/17)	Pts	39 at Fairleigh Dickinson, 2/20/16•
12 at Xavier, 12/2/17	FG Atts	25, 2x (last vs. LIU Brooklyn, 3/2/16)•
7 vs. Wichita State, 2/18/18	FG Made	15 vs. LIU Brooklyn, 3/2/16•
9 vs. Savannah State, 11/12/17	3PT-FG Atts	13 at LIU Brooklyn, 1/27/16•
5 vs. Savannah State, 11/12/17	3PT-FG Made	6 at LIU Brooklyn, 1/27/16•
6 at Xavier, 12/2/17	FT Atts	22 at Fairleigh Dickinson, 2/20/16•
4 at UCLA, 12/16/17	FT Made	15 at Fairleigh Dickinson, 2/20/16•
4 vs. Savannah State, 11/12/17	Rebs	10, 2x (last at Bryant, 2/18/16)•
6 vs. Cleveland State, 12/21/17	Assts	6, 3x (vs. Cleveland State, 12/21/17)
3, 2x (last vs. UCF, 2/6/18)	Stls	4, 4x (last vs. Wagner, 1/9/16)•
1, 2x (last vs. Tulsa, 2/25/18)	Blks	2 at Brown, 12/28/14•
28, 2x (last vs. Wichita State, 2/18/18)	Mins	44 at Bryant, 3/4/15•

## #20 - MAMOUDOU DIARRA

2017-18 SEASON		CAREER
9 vs. Western Carolina, 11/13/17	Pts	9 vs. Western Carolina, 11/13/17
6 vs. Western Carolina, 11/13/17	FG Atts	6 vs. Western Carolina, 11/13/17
3 vs. Western Carolina, 11/13/17	FG Made	3 vs. Western Carolina, 11/13/17
2 vs. Coppin State, 11/16/17	3PT-FG Atts	2 vs. Coppin State, 11/16/17
1 vs. Coppin State, 11/16/17	3PT-FG Made	1 vs. Coppin State, 11/16/17
4 vs. Western Carolina, 11/13/17	FT Atts	4 vs. Western Carolina, 11/13/17
3 vs. Western Carolina, 11/13/17	FT Made	3 vs. Western Carolina, 11/13/17
6 vs. Western Carolina, 11/13/17	Rebs	6 vs. Western Carolina, 11/13/17
1, 2x (last vs. UA-Pine Bluff, 12/19/17)	Assts	1, 2x (last vs. UA-Pine Bluff, 12/19/17)
0	Stls	0
2 vs. Alabama State, 11/27/17	Blks	2 vs. Alabama State, 11/27/17
12, 2x (last vs. UA-Pine Bluff, 12/19/17)	Mins	12, 2x (last vs. UA-Pine Bluff, 12/19/17)

## #22 - ELIEL NSOSEME

2017-18 SEASON		CAREER
4, 2x (last at SMU, 2/11/18)	Pts	4, 2x (last at SMU, 2/11/18)
3, 2x (last at SMU, 2/11/18)	FG Atts	3, 2x (last at SMU, 2/11/18)
2, 2x (last at SMU, 2/11/18)	FG Made	2, 2x (last at SMU, 2/11/18)
0	3PT-FG Atts	0
0	3PT-FG Made	0
5 vs. Savannah State, 11/10/17	FT Atts	5 vs. Savannah State, 11/10/17
1, 4x (last vs. UCF, 2/6/18)	FT Made	1, 4x (last vs. UCF, 2/6/18)
8 vs. Savannah State, 11/10/17	Rebs	8 vs. Savannah State, 11/10/17
2 vs. Coppin State, 11/16/17	Assts	2 vs. Coppin State, 11/16/17
1, 2x at UCLA, 12/16/17	Stls	1, 2x at UCLA, 12/16/17
4 at Xavier, 12/2/17	Blks	4 at Xavier, 12/2/17
13, 3x (last vs. Wichita State, 2/18/18)	Mins	13, 3x (last vs. Wichita State, 2/18/18)

## #24 - KYLE WASHINGTON


2017-18 SEASON		CAREER (• SET AT NC STATE)
19 at UCLA, 12/16/17	Pts	27 vs. UConn, 2/4/17
15 vs. Mississippi State, 12/12/17	FG Atts	18 vs. UConn, 2/4/17
8, 3x (last at SMU, 2/11/18)	FG Made	11, 2x (last vs. UConn, 2/4/17)
4 at Tulane, 3/1/18	3PT-FG Atts	5, 2x (last vs. UCF, 2/8/17)
1, 6x (last at Tulane, 3/1/18)	3PT-FG Made	3 vs. UConn, 2/4/17
6, 2x (last at UCLA, 12/16/17)	FT Atts	14 vs. Xavier, 1/26/17
6 vs. Buffalo, 11/20/17	FT Made	7 vs. Miami, 3/13/14•
11, 2x (last at UConn, 2/3/18)	Rebs	17 vs. Penn State, 11/20/16
1, 9x (last at UConn, 2/3/18)	Assts	5, 2x (last at SMU, 2/12/17)
4 at UCLA, 12/16/17	Stls	4, 2x (last at UCLA, 12/16/17)
3, 2x (last vs. UConn, 2/22/18)	Blks	4, 6x (last vs. Xavier, 1/26/17)
31 vs. Mississippi State, 12/12/17	Mins	38 at SMU, 2/12/17

## #33 - NYSIER BROOKS

2017-18 SEASON		CAREER
9 vs. Alabama State, 11/27/17	Pts	10 vs. Samford, 11/23/16
7, 2x (last at SMU, 2/11/18)	FG Atts	7, 2x (last at SMU, 2/11/18)
4, 2x (last vs. ECU, 1/20/18)	FG Made	4, 3x (last vs. ECU, 1/20/18)
0	3PT-FG Atts	0
0	3PT-FG Made	0
6 vs. Alabama State, 11/27/17	FT Atts	6 vs. Alabama State, 11/27/17
3, 3x (last vs. UCF, 2/6/17)	FT Made	3, 3x (last vs. UCF, 2/6/17)
8 vs. Western Carolina, 11/13/17	Rebs	8 vs. Western Carolina, 11/13/17
2 vs. Western Carolina, 11/13/17	Assts	2 vs. Western Carolina, 11/13/17
2 vs. Wyoming, 11/22/17	Stls	2 vs. Wyoming, 11/22/17
2, 2x (last at USF, 1/13/18)	Blks	5 at East Carolina, 1/15/17
19 at SMU, 2/11/18	Mins	19 at SMU, 2/11/18

## #34 - JARRON CUMBERLAND

2017-18 SEASON		CAREER
20 vs. Western Carolina, 11/13/17	Pts	26 vs. USF, 1/29/17
17 vs. Wichita State, 2/18/18	FG Atts	17 vs. Wichita State, 2/18/18
7, 3x (last vs. Wichita State, 2/18/18)	FG Made	8 vs. USF, 1/29/17
10, 2x (last vs. Wichita State, 2/18/18)	3PT-FG Atts	10, 2x (last vs. Wichita State, 2/18/18)
4, 4x (last vs. Tulsa, 2/25/18)	3PT-FG Made	6 vs. USF, 1/29/17
10 vs. Houston, 1/31/18	FT Atts	10, 2x (last vs. Houston, 1/31/18)
7 vs. Houston, 1/31/18	FT Made	8 vs. Lipscomb, 11/26/16
9 vs. Coppin State, 11/16/17	Rebs	9 vs. Coppin State, 11/16/17
8 vs. Tulsa, 2/25/18	Assts	8 vs. Tulsa, 2/25/18
3 vs. Cleveland State, 12/21/17)	Stls	5 vs. SMU, 3/12/17
3 vs. ECU, 1/20/18	Blks	3 vs. ECU, 1/20/18
37 at Houston, 2/15/18	Mins	37 at Houston, 2/15/18



# #1 JACOB EVANS III

GUARD/FORWARD • 6-6 • 210 • JUNIOR • 2L • BATON ROUGE, LA. (ST. MICHAEL THE ARCHANGEL)

## CONFERENCE AWARDS

- » Player of the Week (2x: 1/8/18 & 12/18/17)
- » All-Tournament (2017)
- » Weekly Honor Roll (11/14/16)
- » Rookie of the Week (2X: 2/29/16 & 12/28/15)

## OTHER HONORS

- » Julius Erving Small Forward of the Year Finalist (2017-18)
- » Cayman Islands Classic All-Tourney Team (2017)
- » John Wooden Award Watch List (2017-18)
- » Jerry West Shooting Guard of the Year Award Finalist (2016-17)

## MOMENTS

- » Hit a game-winning 19-foot jumper with 0.4 seconds left at Temple (1/4).
- » Scored 25 points and hit a three-pointer with 11 seconds left in regulation in UC's 93-91 overtime win against Marshall (12/22/16)
- » Hit back-to-back free throws with 20 seconds left to give UC a 55-54 overtime win at No. 19 Iowa State (12/1/16)
- » Poured in 25 points on 8-of-12 shooting against No. 21 Rhode Island (11/19/16)
- » Scored the most points by a UC freshman in an NCAA Tournament game, posting a career-high 26 points with five threes and nine rebounds against Saint Joseph's in the first round of the NCAA Tournament (3/18/16)

**2017-18 Season (Junior):** Hit a trio of threes and tallied 11 points in 11 minutes at Tulane (3/1) ... tallied 15 points with four threes, six rebounds and seven assists without a turnover in 35 minutes against Tulsa (2/25) ... produced 16 points, seven rebounds, three assists and two steals against Wichita State (2/18) ... netted a team-high 16 points with five rebounds and two steals at Houston (2/15) ... scored a team-high 19 points with a pair of threes and 9-of-10 shooting from the free throw line at UConn (2/3) ... tallied 18 points, seven rebounds, five assists and two steals against Houston (1/31) ... produced 10 points, five rebounds and a career-high five steals against Temple (1/24) ... netted a game-high 17 points on 7-of-12 shooting with a trio of threes vs. ECU (1/20) ... became the 52nd member of Cincinnati's 1,000-point club, pouring in 16 points on 5-of-9 shooting with a pair of threes, four assists and zero turnovers in 37 minutes at USF (1/13) ... posted a game-high 18 points with a trio of threes and four assists against SMU (1/7) ... scored 14 points, including the game-winning 19-foot jumper with 0.4 seconds left to give UC a 55-53 win at Temple (1/4) ... tallied 16 points, matching a season-high with four three-pointers to go with five rebounds at UCLA (12/16) ... poured in a season-high 24 points on 7-of-13 shooting with four threes against Mississippi State (12/12) ... tallied 23 points on 9-of-15 shooting with a trio of threes at Xavier (12/2) ... scored a game-high 19 points on 7-of-15 shooting with four three-pointers in the season opener with Savannah State (11/10).

**2016-17 Season (Sophomore):** Started all 36 games, averaging 13.5 points, 4.2 rebounds, 2.7 assists and 1.3 steals in 31.6 minutes ... chosen as a finalist for the Jerry West Shooting Guard of the Year award ... named NABC District 25 Second Team ... selected to the American Championship All-Tournament team, averaging a team-best 17.0 points in three games while shooting 57.1 percent (16 of 28) from the field and 80.0 percent (8 of 10) from three-point range) ... ranked among the league leaders in three-point field goal percentage (fifth at .418), steals (ninth at 1.3), field goal percentage (11th at .473), points (12th at 13.5), three-pointers made (12th at 1.9), free throw percentage (14th at .732) and minutes played (26th at 31.6) ... scored in double figures in 31 of 36 games, the most by a UC player in a season since Sean Kilpatrick (33 out of 34 games in 2013-14) ... netted 20 or more points six times, including a season-high 25 points against Rhode Island (11/19) and Marshall (12/22) ... led the team with 69 three-pointers, including a season-high five triples at SMU (2/12) ... averaged 17.8 points, shooting 59.0 percent (36 of 61) from the floor and 46.4 percent (13 of 28) from three-point range during November.

**2015-16 Season (Freshman):** Played in all 33 games with eight starts, averaging 8.4 points 4.1 rebounds and 1.6 assists in 24.4 minutes... shot 80.4 percent (45 of 56) from the free throw line ... finished third on the team with 45 three-pointers ... finished second on the team during the postseason, averaging 15.0 points while shooting 42.3 percent (11 of 26) from the field in two games ... ranked second on the team in points (11.5 per game) over the final two months of the season, reaching double figures in scoring in five of the last eight games while tallying 24 three-pointers ... scored a career-high 26 points on 10-of-20 shooting with five threes and a game-high nine rebounds against Saint Joseph's (3/18) in the first round of the NCAA Tournament - effort marked the most points scored by a freshman in an NCAA Tournament game in school history ... made 25 consecutive free throws during the season, longest streak by any active Bearcat.

**Prior to Cincinnati:** Named to the 2014-15 Louisiana Sports Writers Association's Class 4A All-State First Team ... tabbed the 2014-15 All-Baton Rouge Area Large Schools' Player of the Year by the New Orleans Times-Picayune ... selected a Gatorade Player of the Year nominee, McDonald's All-American nominee and Louisiana Mr. Basketball nominee ... named a two-time most valuable player at the Grady Hornsby Classic ... tabbed most valuable player for Class 4A-District 6 as a senior ... chosen first team all-district as a sophomore, junior and senior ... tallied more than 2,000 points and 1,000 rebound during high school career ... helped lead St. Michael's the Archangel to a 29-4 overall record and its first appearance in the Louisiana Class 4A state championship semifinals as a senior, averaging 24.9 points, 9.0 rebounds and 4.8 assists ... helped the Warriors to a 27-7 record while averaging 17.5 points, 7.2 rebounds, 4.1 assists and 3.5 steals as a junior ... tabbed a consensus four-star prospect, he performed well in 2014 summer AAU events - the Pangos All-American Camp and the Fab 48 Tournament in Las Vegas - to earn the distinction of being one of the nation's fastest rising prospects ... listed as a Top 100 prospect according to ESPN, Rivals.com and Scout.com and ranked second in the Times-Picayune Terrific 20 Class of 2015 ... coached in high school by Drew Hart.



## SMALL FORWARD OF THE YEAR FINALIST



## JOHN WOODEN AWARD WATCH LIST

## SEASON & CAREER STATISTICS

2017-18 SEASON		CAREER
24 vs. Mississippi State, 12/12/17	Pts	26 vs. Saint Joseph's, 3/18/16
15, 2x (last at Xavier, 12/2/17)	FG Atts	20 vs. Saint Joseph's, 3/18/16
9 at Xavier, 12/2/17	FG Made	10 vs. Saint Joseph's, 3/18/16
11 vs. Savannah State, 11/10/17	3PT-FG Atts	11 at SMU, 2/12/17
4, 4x (last vs. Tulsa, 2/25/18)	3PT-FG Made	5, 2x (last at SMU, 2/12/17)
12 at Houston, 2/15/18	FT Atts	12 at Houston, 2/15/18
9, 2x (last at Houston, 2/15/18)	FT Made	9, 2x (last at Houston, 2/15/18)
8 vs. Mississippi State, 12/12/17	Rebs	9 vs. Saint Joseph's, 3/18/16
7 vs. Tulsa, 2/25/18	Assts	7 vs. Tulsa, 2/25/18
3 vs. Arkansas-Pine Bluff, 12/19/17	Stls	4, 2x (last vs. UCF, 2/8/17)
4 vs. Alabama State, 11/27/17	Blks	4 vs. Alabama State, 11/27/17
40 at Houston, 2/15/18	Mins	45 vs. Marshall, 12/22/16


## MISCELLANEOUS STATISTICS

CATEGORY	2015-16	2016-17	2017-18	CAREER
Double-Figure Scoring Games	12	31	26	67
Double-Figure Rebounding Games	0	0	0	0
Double-Double Games	0	0	0	0
20-Point Scoring Games	1	6	2	9
Games Led UC in Scoring	5	8	7	20
Games Led UC in Rebounding	2	0	1	3
Games Led UC in Assists	2	4	14	20
Games With 3+ Assists	7	19	21	47
Games With 3+ Blocks	2	1	3	6
Games With 3+ Steals	1	3	3	7
Games With 3+ Three-Pointers	6	10	7	23

**Personal:** Born June 18, 1997 in Jacksonville, North Carolina ... son of Theresa Chatman-Evans and Jerry Evans ... mother played point guard at Grambling ... has two brothers, Demarquis and Devin Chatman ... right-handed.

## CAREER STATISTICS

			Total		3-Point		F-Throws		Rebounds										Scoring	
Season	gp-gs	min/avg	fg-fga	pct	fg-fga	pct	ft-fta	pct	off	def	tot	avg	pf	fo	ast	to	blk	stl	pts	avg
2015-16	33-8	806/24.4	94-253	.372	45-135	.333	45-56	.804	36	99	135	4.1	61	2	54	25	27	27	278	8.4
2016-17	36-36	1138/31.6	168-355	.473	69-165	.418	82-112	.732	53	97	150	4.2	76	0	96	44	30	46	487	13.5
2017-18	30-30	920/30.7	134-299	.448	54-132	.409	77-98	.786	42	91	133	4.4	61	1	102	55	31	39	399	13.3
TOTAL	99-74	2864/28.9	396-907	.437	168-432	.389	204-266	.767	131	287	418	4.2	198	3	252	124	88	112	1164	11.8



# #1 JACOB EVANS III

GUARD/FORWARD • 6-6 • 210 • JUNIOR • 2L • BATON ROUGE, LA. (ST. MICHAEL THE ARCHANGEL)

## GAME-BY-GAME STATISTICS

### 2017-18 (JUNIOR SEASON)

Opponent	Date	gs	min	Total		3-Pointers		Free throws		Rebounds				pf	a	t/o	blk	stl	pts	avg
				fg-fga	pct	3fg-fga	pct	ft-fa	pct	off	def	tot	avg							
SAVANNAH STATE	11/10/17	*	29	7-15	.467	4-11	.364	1-3	.333	3	4	7	7.0	2	5	2	2	19	19.0	
WESTERN CAROLINA	11/13/17	*	23	2-3	.667	1-1	1.000	4-6	.667	2	4	6	6.5	2	6	2	1	0	9	14.0
COPPIN STATE	11/16/17	*	17	2-4	.500	1-2	.500	6-6	1.000	1	1	2	5.0	1	4	0	1	0	11	13.0
vs Buffalo	11/20/17	*	29	3-7	.429	1-3	.333	2-4	.500	0	4	4	4.8	4	3	1	1	1	9	12.0
vs Richmond	11/21/17	*	22	5-8	.625	2-5	.400	0-0	.000	0	1	1	4.0	2	4	1	2	0	12	12.0
vs Wyoming	11/22/17	*	34	4-11	.364	2-3	.667	0-0	.000	0	2	2	3.7	4	5	3	0	1	10	11.7
ALABAMA STATE	11/27/17	*	19	5-8	.625	2-4	.500	0-0	.000	0	2	2	3.4	1	3	2	4	2	12	11.7
at Xavier	12/02/17	*	40	9-15	.600	3-9	.333	2-2	1.000	0	2	2	3.3	2	2	1	1	2	23	13.1
vs Florida	12/09/17	*	37	4-13	.308	0-4	.000	5-7	.714	1	5	6	3.6	4	0	5	1	2	13	13.1
MISSISSIPPI ST.	12/12/17	*	35	7-13	.538	4-7	.571	6-6	1.000	2	6	8	4.0	2	2	2	3	0	24	14.2
at UCLA	12/16/17	*	38	5-11	.455	4-6	.667	2-2	1.000	2	3	5	4.1	3	2	3	0	1	16	14.4
UA-PINE BLUFF	12/19/17	*	24	5-9	.556	0-1	.000	2-3	.667	1	6	7	4.3	0	1	0	1	3	12	14.2
CLEVELAND STATE	12/21/17	*	33	3-8	.375	1-4	.250	0-0	.000	2	2	4	4.3	3	4	4	1	1	7	13.6
MEMPHIS	12/31/17	*	31	5-10	.500	2-4	.500	0-0	.000	2	3	5	4.4	1	6	2	0	1	12	13.5
at Temple	01/04/18	*	39	6-14	.429	0-3	.000	2-3	.667	3	3	6	4.5	0	4	2	1	3	14	13.5
SMU	01/07/18	*	36	7-14	.500	3-7	.429	1-3	.333	2	2	4	4.4	2	4	0	0	1	18	13.8
at USF	1/13/18	*	37	5-9	.556	2-3	.667	4-4	1.000	0	2	2	4.3	2	4	0	0	2	16	13.9
at UCF	1/16/18	*	38	3-14	.214	1-6	.167	3-4	.750	0	2	2	4.2	1	4	2	3	1	10	13.7
ECU	01/20/18	*	30	7-12	.583	3-6	.500	0-0	.000	1	1	2	4.1	2	1	3	2	2	17	13.9
TEMPLE	01/24/18	*	28	4-8	.500	2-3	.667	0-0	.000	3	3	6	4.2	1	5	2	0	5	10	13.7
at Memphis	1/27/18	*	20	6-9	.667	2-3	.667	0-0	.000	0	2	2	4.0	5	0	4	0	1	14	13.7
HOUSTON	01/31/18	*	40	6-16	.375	2-5	.400	4-4	1.000	3	4	7	4.2	2	5	2	0	2	18	13.9
at UCONN	2/3/18	*	39	4-12	.333	2-5	.400	9-10	.900	2	3	5	4.2	1	3	0	1	0	19	14.1
UCF	02/06/18	*	24	1-5	.200	0-2	.000	1-1	1.000	1	5	6	4.3	2	4	0	0	1	3	13.7
at SMU	02/11/18	*	28	2-8	.250	1-5	.200	4-4	1.000	1	4	5	4.3	1	4	0	0	0	9	13.5
at Houston	2/15/18	*	40	3-9	.333	1-4	.250	9-12	.750	3	2	5	4.3	2	2	3	1	2	16	13.6
WICHITA STATE	02/18/18	*	35	4-10	.400	1-4	.250	7-10	.700	4	3	7	4.4	4	3	4	1	2	16	13.7
UCONN	02/22/18	*	29	1-3	.333	0-2	.000	2-2	1.000	0	6	6	4.5	3	5	1	2	1	4	13.3
TULSA	02/25/18	*	35	5-11	.455	4-5	.800	1-2	.500	3	3	6	4.6	2	7	0	0	0	15	13.4
at Tulane	03/01/18	*	11	4-10	.400	3-5	.600	0-0	.000	0	1	1	4.4	0	0	1	1	0	11	13.3
Totals			30	920	134-299	.448	54-132	.409	77-98	.786	42	91	133	4.4	61	102	55	31	399	13.3

### 2015-16 (FRESHMAN SEASON)

Opponent	Date	gs	min	Total		3-Pointers		Free throws		Rebounds				pf	a	t/o	blk	stl	pts	avg
				fg-fga	pct	3fg-fga	pct	ft-fa	pct	off	def	tot	avg							
WESTERN CAROLINA	11/13/15		22	2-7	.286	1-3	.333	2-2	1.000	1	4	5	5.0	1	3	0	1	1	7	7.0
ROBERT MORRIS	11/15/15		22	3-8	.375	2-4	.500	2-2	1.000	3	4	7	6.0	1	2	0	0	3	10	8.5
at Bowling Green	11/18/15		21	3-7	.429	2-3	.667	2-2	1.000	2	1	3	5.0	0	1	0	2	2	10	9.0
ARKANSAS-PINE BLUFF	11/22/15		23	1-7	.143	0-4	.000	4-6	.667	0	4	4	4.8	0	0	0	0	1	6	8.3
SE LOUISIANA	11/24/15		21	4-8	.500	3-6	.500	4-4	1.000	1	5	6	5.0	1	1	2	0	0	15	9.6
vs Nebraska	11/27/15		19	1-3	.333	0-2	.000	2-2	1.000	0	7	7	5.3	1	4	1	0	0	4	8.7
vs George Washington	11/28/15		15	1-5	.200	1-2	.500	0-0	.000	1	1	2	4.9	1	1	3	1	0	3	7.9
BUTLER	12/2/15		29	6-13	.462	4-10	.400	0-0	.000	0	4	4	4.8	2	4	0	0	0	16	8.9
MORGAN STATE	12/6/15		2	0-0	.000	0-0	.000	0-0	.000	0	0	0	4.2	0	0	0	0	0	0	7.9
at Xavier	12/12/15		18	2-5	.400	0-2	.000	0-0	.000	1	1	2	4.0	1	1	1	2	0	4	7.5
NORFOLK STATE	12/15/15		16	2-6	.333	1-2	.500	6-6	1.000	2	0	2	3.8	1	1	0	0	1	11	7.8
at VCU	12/19/15		29	2-7	.286	1-4	.250	4-4	1.000	3	5	8	4.2	2	0	2	3	1	9	7.9
IOWA STATE	12/22/15		26	4-8	.500	2-5	.400	4-4	1.000	2	3	5	4.2	3	2	0	2	1	14	8.4
TEMPLE	12/23/15	*	24	2-4	.500	1-2	.500	2-2	1.000	3	2	5	4.3	0	2	1	0	0	7	8.3
TULSA	12/16		16	1-3	.333	0-2	.000	0-0	.000	0	3	3	4.2	4	2	1	1	1	2	7.9
at SMU	01/07/16		29	2-6	.333	0-2	.000	0-0	.000	1	4	5	4.3	3	3	0	1	0	4	7.6
at USF	1/10/16		12	1-6	.167	0-2	.000	0-0	.000	1	2	3	4.2	0	1	1	0	1	2	7.3
HOUSTON	1/13/16		13	2-6	.333	1-4	.250	0-0	.000	0	0	0	3.9	5	2	0	1	0	5	7.2
at Temple	01/16/16		38	4-10	.400	0-3	.000	0-0	.000	1	7	8	4.2	4	2	4	0	1	8	7.2
MEMPHIS	01/21/16		20	1-4	.250	0-2	.000	0-0	.000	0	2	2	4.1	1	1	0	0	1	2	7.0
TULANE	01/24/16		24	2-5	.400	1-3	.333	0-0	.000	3	4	7	4.2	2	3	0	1	2	5	6.9
at UCONN	1/28/16		23	3-7	.429	1-2	.500	0-0	.000	1	4	5	4.2	2	2	0	3	1	7	6.9
USF	02/04/16		24	3-8	.375	2-6	.333	3-4	.750	0	2	2	4.1	2	2	0	1	1	11	7.0
at Memphis	2/6/16		29	1-9	.111	0-3	.000	5-6	.833	2	1	3	4.1	2	1	0	1	1	7	7.0
at UCF	2/9/16	*	13	2-4	.500	2-2	1.000	0-0	.000	1	2	3	4.0	3	0	1	0	0	6	7.0
EAST CAROLINA	2/13/16	*	25	4-10	.400	2-6	.333	0-0	.000	1	2	3	4.0	4	1	1	0	2	10	7.1
at Tulsa	02/18/16		35	3-10	.300	2-7	.286	1-2	.500	0	6	6	4.1	3	4	2	1	1	9	7.2
UCONN	2/20/16		29	5-9	.556	3-6	.500	0-1	.000	0	4	4	4.1	1	0	0	1	1	13	7.4
at East Carolina	2/27/16	*	40	7-12	.583	4-9	.444	0-0	.000	2	5	7	4.2	0	2	0	0	0	18	7.8
at Houston	3/3/16	*	40	5-16	.313	4-9	.444	0-0	.000	1	1	2	4.1	4	1	3	1	1	14	8.0
SMU	03/06/16	*	38	4-14	.286	0-7	.000	1-4	.250	0	0	0	4.0	0	0	1	1	2	9	8.4
vs UCONN	3/11/16	*	34	1-6	.167	0-2	.000	2-3	.667	1	2	3	3.9	5	2	2	2	1	4	7.9
vs Saint Joseph's	3/18/16	*	37	10-20	.500	5-9	.556	1-2	.500	2	7	9	4.1	4	1	1	0	0	26	8.4
Totals			8	806	94-253	.372	45-135	.333	45-56	.804	36	99	135	4.1	61	54	25	27	278	8.4

### 2016-17 (SOPHOMORE SEASON)

Opponent	Date	gs	min	Total		3-Pointers		Free throws		Rebounds				pf	a	t/o	blk	stl	pts	avg	
				fg-fga	pct	3fg-fga	pct	ft-fa	pct	off	def	tot	avg								
BROWN	11/11/16	*	32	9-12	.750	4-6	.667	1-2	.500	1	2	3	3.0	2	3	1	1	23	23.0		
ALBANY	11/14/16	*	30	5-11	.455	2-7	.286	7-8	.875	1	2	3	3.0	4	3	1	1	3	19	21.0	
vs Rhode Island	11/19/16	*	37	8-12	.667	2-5	.400	7-9	.778	4	2	6	4.0	3	0	0	0	25	22.3		
vs Penn State	11/20/16	*	29	5-7	.714	2-4	.500	2-2	1.000	2	3	5	4.3	2	0	3	0	2	14	20.3	
SAUMFOID	11/23/16	*	33	4-11	.364	1-3	.333	3-3	1.000	2	5	7	4.8	3	3	2	1	2	12	18.6	
LIPSICOMB	11/26/16	*	28	5-8	.625	2-3	.667	2-3	.667	1	3	4	4.7	2	4	0	0	2	14	17.8	
at Iowa State	12-01-16	*	42	4-12	.333	1-5	.200	2-2	1.000	1	2	3	4.4	1	2	3	0	1	11	16.9	
BOWLING GREEN	12/04/16	*	22	3-5	.600	1-3	.333	0-0	0.000	1	2	3	4.3	0	3	0	1	0	7	15.6	
at Butler	12/10/16	*	38	5-12	.417	2-5	.400	2-2	1.000	2	3	5	4.3	0	1	2	1	0	14	15.4	
TEXAS SOUTHERN	12/13/16	*	23	4-7	.571	1-4	.250	1-2	.500	0	3	3	4.2	1	1	0	0	1	10	14.9	
FAIRLEIGH DICKINSON	12/17/16	*	22	5-9	.556	2-5	.400	5-8	.625	2	3	5	4.3	2	4	0	0	0	17	15.1	
MARSHALL	12/22/16	*	45	9-15	.600	4-5	.800	3-5	.600	1	3	4	4.3	2	5	2	0	4	25	19.5	
at Temple	12/28-16	*	26	4-11	.364	0-2	.000	3-4	.750	2	3	5	4.3	4	1	1	1	2	11	15.5	
TULANE	01/01/17	*	17	5-8	.625	3-5	.600	0-0	0.000	0	0	0	4.0	0	2	2	0	2	12	15.4	
at Houston	1/17/17	*	35	4-12	.333	3-7	.429	1-3	.333	1	4	5	4.1	0	3	1	1	1	12	15.1	
SMU	01/12/17	*	38	1-10	.100	0-3	.000	0-1	0.000	1	4	5	4.1	2	6	1	2	0	2	14.3	
at East Carolina	01/15/17	*	27	2-7	.286	0-2	.000	6-7	.857	2	2	4	4.1	4	3	0	1	1	10	14.0	
TEMPLE	01/18/17	*	37	5-10	.500	1-3	.333	4-6	.667	2	2	4	4.1	2	3	2	1	1	15	14.1	
at Tulane	01/21/17	*	16	6-7	.857	2-3	.667	1-2	.500	1	3	4	4.1	4	0	1	0	1	15	14.2	
XAVIER	01/26/17	*	37	7-16	.438	2-9	.333	4-5	.800	3	4	7	4.3	1	3	1	2	0	21	14.5	
USF	01/29/17	*	25	3-7	.429	2-6	.333	2-3	.667	0	4	4	4.2	1	2	0	1	2	10	14.5	
at Tulsa	02/01/17	*	37	4-14	.286	2-9	.222	0-0	0.000	1	2	3	4.2	4	3	3	0	1	10	14.1	
UCONN	02/04/17	*	30	0-3	.000	0-1	.000	0-0	0.000	1	4	5	4.2	1	4	1	1	0	0	13.5	
UCF	02/08/17	*	35	4-10	.400	1-4	.250	2-2	1.000	2	2	4	4.2	3	6	2	2	4	11	13.4	
at SMU	02/12/17	*	38	5-12	.417	5-11	.455	0-0	0.000	1	1	2	4.1	2	5	0	0	1	15	13.4	
at USF	02/15/17	*	28	4-9	.444	2-4	.500	0-0	0.000	0	1	1	4.0	3	3	3	0	1	10	13.3	
TULSA	02/18/17	*	35	6-14	.429	3-7	.429	2-5	.400	1	3	4	4.0	1	3	2	1	2	17	13.4	
MEMPHIS	02/23/17	*	33	6-13	.462	1-3	.333	2-2	1.000	3	1	4	4.0	1	2	1	3	2	15	13.5	
at UCF	2/26/17	*	40	5-10	.500	3-7	.429	4-5	.800	0	3	3	4.0	3	2	0	2	1	17	13.6	
HOUSTON	03/02/17	*	21	3-5	.600	1-2	.500	0-0	0.000	3	2	5	4.0	1	3	0	2	1	7	13.4	
at UConn	3/5/17	*	34	4-13	.308	2-5	.400	2-2	1.000	4	2	6	4.1	3	1	0	0	0	12	13.4	
vs Tulsa	3/10/17	*	26	8-10	.800	3-3	1.000	1-2	.500	1	3	4	4.1	3	2	0	1	1	20	13.6	
at UConn	3/11/17	*	29	5-7	.714	3-3	1.000	8-10	.800	0	4	4	4.1	3	1	0	0	2	21	13.8	
vs SMU	3/12/17	*	38	3-11	.273	2-4	.500	2-4	.500	4	3	7	4.1	2	3	1	0	1	10	13.7	
vs Kansas State	03/17/17	*	37	4-8	.500	1-3	.333	0-0	0.000	1	3	4	4.1	0	5	3	3	3	9	13.5	
vs UCLA	03/19/17	*	38	4-7	.571	2-4	.500	3-3	1.000	0	5	5	4.2	2	1	1	0	0	13	13.5	
Totals			36	118	168-355	473	69-165	418	82-112	.732	53	97	150	4.2	76	96	44	30	46	487	13.5



# #2 KEITH WILLIAMS

GUARD • 6-5 • 210 • FRESHMAN • HS • BROOKLYN, N.Y. (BISHOP LOUGHLIN MEMORIAL)

**2017-18 Season (Freshman):** Tallied six points, five rebounds and two blocks in a season-high 27 minutes at Tulane (3/1) ... scored eight points with a steal in 12 minutes at SMU (2/11) ... hit a three-pointer just before the halftime buzzer at UConn (3/3) ... had six points with 4-of-4 shooting from the foul line with a pair of steals in nine minutes against Temple (1/24) scored nine points on 4-of-7 shooting in 14 minutes against Arkansas-Pine Bluff (12/19) ... only the second Bearcat freshman during the Mick Cronin coaching era (along with Sean Kilpatrick) to score in double figures in each of his first two collegiate games, netting 10 points on 5-of-12 shooting with five rebounds in the season opener with Savannah State (11/10) and 10 points on 5-of-7 shooting against Western Carolina (11/13).

**Prior to Cincinnati:** Named the 2017 All-New York City Player of the Year and Catholic High School Athletic Association (CHSAA) Class AA Most Valuable Player, helping Bishop Loughlin to the Brooklyn/Queens championship game and intersectional semifinals ... averaged 22.2 points and 10.6 rebounds as a senior and 15 points and 4.3 rebounds as a junior ... netted 37 points in a CHSAA Brooklyn/Queens diocesan semifinal double overtime win against Christ the King ... tallied 25 points on 12-of-17 shooting from the field in the 2017 Jordan Brand Classic Regional Boys Game at the Barclays Center ... averaged 15.0 points and 4.3 rebounds while shooting 47.8 percent (96 of 201) from the field and 40.6 percent (28 of 69) from three-point range in 17 games for New Heights, an AAU squad on the 2016 Under Armour Association's 17U summer circuit ... tabbed a four star prospect by Rivals.com and 247Sports.

**Personal:** Born July 25, 1998 in Brooklyn, New York ... son of Yvette and Keith Williams Sr. ... has two brothers, Cleyon Carryl and Courtney Tyrell, and a sister, Tuanieha ... right-handed.

## SEASON & CAREER STATISTICS

2017-18 SEASON			CAREER		
10, 2x (last vs. Western Carolina, 11/13/17)	Pts	10, 2x (last vs. Western Carolina, 11/13/17)	12 vs. Savannah State, 11/10/17	FG Atts	12 vs. Savannah State, 11/10/17
5, 2x (last vs. Western Carolina, 11/13/17)	FG Made	5, 2x (last vs. Western Carolina, 11/13/17)	4 vs. Savannah State, 11/10/17	3PT-FG Atts	4 vs. Savannah State, 11/10/17
1, 3x (last at UConn, 2/3/18)	3PT-FG Made	1, 3x (last at UConn, 2/3/18)	4 at Tulane, 3/1/18	FT Atts	4 at Tulane, 3/1/18
2, 3x (last at Tulane, 3/1/18)	FT Made	2, 3x (last at Tulane, 3/1/18)	5, 2x (last at Tulane, 3/1/18)	Rebs	5, 2x (last at Tulane, 3/1/18)
2, 2x (last vs. Alabama State, 11/27/17)	Assts	2, 2x (last vs. Alabama State, 11/27/17)	1, 7x (last at SMU, 2/11/18)	Stls	1, 7x (last at SMU, 2/11/18)
2 at Tulane, 3/1/18	Blks	2 at Tulane, 3/1/18	27 at Tulane, 3/1/18	Mins	27 at Tulane, 3/1/18

## MISCELLANEOUS STATISTICS

CATEGORY	2017-18	CAREER
Double-Figure Scoring Games	2	2
Double-Figure Rebounding Games	0	0
Double-Double Games	0	0
20-Point Scoring Games	0	0
Games Led UC in Scoring	0	0
Games Led UC in Rebounding	0	0
Games Led UC in Assists	0	0
Games With 3+ Assists	0	0
Games With 3+ Blocks	0	0
Games With 3+ Steals	0	0
Games With 3+ Three-Pointers	0	0

## GAME-BY-GAME STATISTICS

### 2017-18 (FRESHMAN SEASON)

Opponent	Date	gs	min	Total		3-Pointers		Free throws		Rebounds			pf	a	t/o	blk	stl	pts	avg		
				fg-fga	pct	3fg-fga	pct	ft-fa	pct	off	def	tot									
SAVANNAH STATE	11/10/17	15	5-12	417	0-4	.000	0-0	.000	3	2	5	5	0	1	1	0	0	10	10.0		
WESTERN CAROLINA	11/13/17	19	5-7	714	0-2	.000	0-2	.000	0	1	1	3	0	0	0	1	0	10	10.0		
COPPIN STATE	11/16/17	18	2-6	333	0-2	.000	0-3	.000	0	2	2	2	7	0	2	2	0	1	4	8.0	
vs Buffalo	11/20/17	13	2-5	400	0-0	.000	0-1	.000	0	1	1	2	3	2	0	2	0	1	4	7.0	
vs Richmond	11/21/17	15	0-2	.000	0-0	.000	1-2	.500	0	1	1	2	0	2	1	3	0	1	1	5.8	
vs Wyoming	11/22/17	11	1-3	333	1-2	.500	1-2	.500	0	0	0	1	7	0	0	0	0	1	4	5.5	
ALABAMA STATE	11/27/17	20	3-5	600	0-1	.000	2-3	.667	2	0	2	1	7	0	2	0	0	0	8	5.9	
at Xavier	12/02/17	2	0-0	.000	0-0	.000	0-0	.000	0	1	1	1	6	1	0	0	0	0	0	5.1	
vs Florida	12/09/17	2	0-0	.000	0-0	.000	0-0	.000	0	1	1	1	6	0	0	1	0	0	0	4.6	
MISSISSIPPI ST.	12/12/17	13	2-4	500	0-2	.000	0-0	.000	0	1	1	1	5	1	0	2	1	1	4	4.5	
at UCLA	12/16/17	11	2-6	333	0-1	.000	0-0	.000	2	1	3	1	6	1	1	1	0	0	4	4.5	
UA-PINE BLUFF	12/19/17	14	4-7	571	0-1	.000	1-1	1.000	0	2	2	1	7	1	1	1	0	1	9	4.8	
CLEVELAND STATE	12/21/17	9	2-4	500	1-1	1.000	0-0	.000	1	1	2	1	7	1	0	0	0	0	5	4.8	
MEMPHIS	12/31/17	17	1-3	333	0-1	.000	1-2	.500	0	0	0	1	6	1	1	2	0	0	3	4.7	
at Temple	01/04/18	6	0-2	.000	0-0	.000	0-0	.000	0	0	0	1	5	0	0	0	0	1	0	4.4	
SMU	01/07/18	5	0-0	.000	0-0	.000	2-2	1.000	0	1	1	1	4	0	0	0	1	1	2	4.3	
at USF	1/13/18	5	0-1	.000	0-0	.000	0-0	.000	0	0	0	0	1	4	0	1	1	0	0	4.0	
ECU	01/20/18	12	0-5	.000	0-1	.000	0-0	.000	0	3	3	1	4	0	0	0	0	0	0	3.8	
TEMPLE	01/24/18	9	1-3	333	0-0	.000	4-4	1.000	0	1	1	1	4	2	0	1	0	2	6	3.9	
at Memphis	1/27/18	2	0-0	.000	0-0	.000	0-0	.000	0	0	0	0	1	4	0	0	0	0	0	3.7	
HOUSTON	01/31/18	1	0-0	.000	0-0	.000	0-0	.000	0	0	0	0	1	3	0	0	0	0	0	3.5	
at UCONN	2/3/18	2	1-1	1.000	1-1	1.000	0-0	.000	0	0	0	0	1	2	0	0	0	0	0	3.35	
UCF	02/06/18	14	1-5	200	0-2	.000	0-0	.000	1	1	2	1	3	2	0	2	0	1	2	3.4	
at SMU	02/11/18	12	3-5	600	0-1	.000	2-2	1.000	0	0	0	1	2	1	1	2	0	1	8	3.6	
WICHITA STATE	02/18/18	6	0-0	.000	0-0	.000	1-2	.500	1	0	1	1	2	0	0	0	0	0	1	3.5	
UConn	02/22/18	11	1-5	200	0-2	.000	0-0	.000	1	0	1	1	2	2	1	1	0	0	2	3.5	
TULSA	02/25/18	7	1-2	500	0-0	.000	0-1	.000	1	0	1	0	1	2	0	0	1	1	0	2	3.4
at Tulane	03/01/18	27	2-6	333	0-0	.000	2-4	.500	3	2	5	1	3	1	1	3	2	1	6	3.5	
Totals		0	298	39-99	.394	3-24	.125	17-31	.548	15	22	37	1.3	18	14	26	5	14	98	3.5	

## CAREER STATISTICS

			Total		3-Point		F-Throws		Rebounds										Scoring	
Season	gp-gs	min/avg	fg-fga	pct	fg-fga	pct	ft-fa	pct	off	def	tot	avg	pf	fo	ast	to	blk	stl	pts	avg
2017-18	28-0	298/10.6	39-99	.394	3-24	.125	17-31	.548	15	22	37	1.3	18	0	14	26	5	14	98	3.5
TOTAL	28-0	298/10.6	39-99	.394	3-24	.125	17-31	.548	15	22	37	1.3	18	0	14	26	5	14	98	3.5



# #3 JUSTIN JENIFER

GUARD • 5-10 • 175 • JUNIOR • 2L • BALTIMORE, MD. (MILFORD MILL ACADEMY)

## MOMENTS

- » Tallied a career-high 16 points with four three-pointers against Coppin State (11/16/17)
- » Netted 15 points with five assists in the season opener against Savannah State (11/10/17)
- » Had a 21st birthday to remember, scoring 14 points on 5-of-8 shooting with four threes against Bowling Green (12/4/16)
- » Tallied 11 points and dished out nine assists in 16 minutes against Robert Morris (11/15/15)

**2017-18 Season (Junior):** Hit a pair of threes and handed out five assists with one turnover in 16 minutes against Tulsa (2/25) ... tallied seven points with a three in a season-high 27 minutes at Houston (2/15) ... hit a pair of threes and handed out a game-high five assists at SMU (2/11) ... tallied 11 points with a trio of threes against UCF (2/6) ... scored nine points with three assists in a career-high 35 minutes of play at Temple (1/4) ... handed out four assists without a turnover in 17 minutes at Xavier (12/2) ... scored a career-high 16 points with four three-pointers against Coppin State (11/16) ... posted 15 points on 6-of-12 shooting with five assists in the season opener with Savannah State (11/10).

**2016-17 Season (Sophomore):** Played in 35 games as a reserve, averaging 2.8 points, 1.9 assists and 1.0 rebounds in 12.7 minutes ... handed out 68 assists with only 16 turnovers, a 4.3-to-1 assist-to-turnover ratio, for the season ... registered 35 assists with only five turnovers, a 7.0-to-1 assist-to-turnover ratio, in 12.2 minutes during league play ... scored a career-high 14 points on 5-of-8 shooting with a career-best four three-pointers in 28 minutes against Bowling Green (12/4) on his birthday ... tallied 13 points on 6-of-11 shooting with five assists in 23 minutes against Fairleigh Dickinson (12/17) ... recorded 12 points with nine assists and five rebounds in 28 minutes against USF (1/29) ... handed out nine assists without a turnover in 22 minutes against Texas Southern (12/13) ... handed out three or more assists nine times.

**2015-16 Season (Freshman):** Played in all 34 games as a reserve, averaging 2.4 points and 1.3 assists in 8.6 minutes ... shot 70.0 percent (14 of 20) from the free throw line for the season ... tallied a season-high 11 points and nine assists against Robert Morris (11/15) ... scored six or more points in seven games on the year ... played a conference-season high 18 minutes against Tulane (1/24), posting six points on a pair of threes to go with two assists and two rebounds ... registered eight points with a pair of threes against Arkansas-Pine Bluff (11/22).

**Prior to Cincinnati:** Earned Baltimore Sun All-Metro second-team honors while averaging 17.3 points, 7.0 assists and 3.0 rebounds as a senior at Milford Mill Academy ... scored 30 or more points three times, including a 40-point effort during his final year, guiding the Millers to a 15-8 overall mark and an appearance at the regional finals ... tabbed a Gatorade Player of the Year nominee as a senior ... scored more than 1,000 points during his career ... helped his squad advance to the Maryland Class 3A state semifinals as a junior, averaging 18 points and 13 assists during the year ... claimed Baltimore Sun All-Metro first-team honors and was tabbed co-Baltimore County Player of the Year while posting double figures in every game and registered 12 double-doubles as a junior ... saw his team post a 26-2 record and win the state championship as a sophomore, tallying 17 points, seven assists and seven rebounds in the title game ... earned Baltimore Sun All-Metro second-team accolades as a sophomore ... named most valuable player at the 2013 Mary Kline Classic, posting 23 points and 10 assists.

**Personal:** Born December 4, 1995 in Baltimore, Maryland ... son of Kisha Hull and Howard Jenifer ... has one sister, Raeshawnda ... left-handed.

## SEASON & CAREER STATISTICS

2017-18 SEASON			CAREER
16 vs. Coppin State, 11/16/17	Pts	16 vs. Coppin State, 11/16/17	
12 vs. Savannah State, 11/10/17	FG Atts	12 vs. Savannah State, 11/10/17	
6 vs. Savannah State, 11/10/17	FG Made	6, 2x (last vs. Savannah State, 11/10/17)	
9 vs UCF, 2/6/18	3PT-FG Atts	9 vs UCF, 2/6/18	
4 vs. Coppin State, 11/16/17	3PT-FG Made	4, 2x (last vs. Coppin State, 11/16/17)	
6 at UCLA, 12/16/17	FT Atts	6, 2x (last at UCLA, 12/16/17)	
5 at UCLA, 12/16/17	FT Made	6 vs. Robert Morris, 11/15/15	
4 at SMU, 2/11/18	Rebs	5, 2x (last vs. USF, 1/29/17)	
7 vs. Cleveland State, 12/21/17	Asts	9, 3x (last vs. USF, 1/29/17)	
2, 2x (last at Tulane, 3/1/18)	Stls	3, 2x (last vs. USF, 2/4/16)	
0	Blks	0	
27 at Houston, 2/15/18	Mins	28, 2x (last vs. USF, 1/29/17)	

## MISCELLANEOUS STATISTICS

CATEGORY	2015-16	2016-17	2017-18	CAREER
Double-Figure Scoring Games	1	3	3	7
Double-Figure Rebounding Games	0	0	0	0
Double-Double Games	0	0	0	0
20-Point Scoring Games	0	0	0	0
Games Led UC in Scoring	0	0	0	0
Games Led UC in Rebounding	0	0	0	0
Games Led UC in Assists	1	4	5	10
Games With 3+ Assists	3	8	12	23
Games With 3+ Blocks	0	0	0	0
Games With 3+ Steals	2	1	0	3
Games With 3+ Three-Pointers	0	1	3	4

## CAREER STATISTICS

Season	gp-gs		Total		3-Point		F-Throws		Rebounds				Scoring			
			fg-fga	pct	fg-fga	pct	ft-fa	pct	off	def	tot	avg	pf	fo	ast	to
2015-16	27	0	232	8.6	21	58	.362	10	30	.333	14	20	2	16	18	0
2016-17	35	0	446	12.7	37	90	.411	17	45	.378	7	14	8	27	35	1.0
2017-18	30	27	584	19.5	43	116	.371	27	71	.380	38	47	5	24	29	1.0
TOTAL	92	27	1262	13.7	101	264	.383	54	146	.370	59	81	15	67	82	0.9



# #3 JUSTIN JENIFER

GUARD • 5-10 • 175 • JUNIOR • 2L • BALTIMORE, MD. (MILFORD MILL ACADEMY)

## GAME-BY-GAME STATISTICS

### 2017-18 (JUNIOR SEASON)

Opponent	Date	gs	min	fg-fga	pct	3fg-fga	pct	ft-fa	pct	off	def	tot	avg	pts	a	t/o	blk	stl	pts	avg
SAVANNAH STATE	11/10/17	21	6-12	.500	1-5	.200	2-5	.400	0	0	0	0.0	2	5	1	0	1	15	15.0	
WESTERN CAROLINA	11/13/17	* 18	0-3	.000	0-2	.000	2-2	1.000	0	0	0	0.0	2	1	0	1	2	8.5		
COPPIN STATE	11/16/17	22	4-5	.800	4-5	.800	4-4	1.000	1	1	2	0.7	1	2	0	1	1	16	11.0	
vs Buffalo	11/20/17	24	1-6	.167	0-2	.000	0-0	.000	0	2	2	1.0	1	5	0	0	2	8.8		
vs Richmond	11/21/17	* 15	3-4	.750	3-4	.750	0-0	.000	0	1	1	1.0	3	3	3	0	0	9	8.8	
vs Wyoming	11/22/17	* 25	2-4	.500	2-2	1.000	1-2	.500	2	1	3	1.3	1	2	0	0	0	7	8.5	
ALABAMA STATE	11/27/17	* 23	2-7	.286	1-4	.250	2-2	1.000	0	0	0	1.1	1	1	0	0	0	7	8.3	
at Xavier	12/02/17	* 17	2-5	.400	0-1	.000	0-0	.000	0	0	0	1.0	1	4	0	0	0	4	7.8	
vs Florida	12/09/17	* 23	0-3	.000	0-2	.000	0-0	.000	0	0	0	0.9	2	1	1	0	0	0	6.9	
MISSISSIPPI ST.	12/12/17	* 19	1-3	.333	1-1	1.000	0-0	.000	0	0	0	0.8	1	3	1	0	0	3	6.5	
at UCLA	12/16/17	* 20	1-4	.250	0-2	.000	5-6	.833	0	2	2	0.9	0	1	0	0	1	7	6.5	
UA-PINE BLUFF	12/19/17	* 15	1-3	.333	1-2	.500	0-0	.000	0	0	0	0.8	1	1	2	0	0	3	6.3	
CLEVELAND STATE	12/21/17	* 23	1-4	.250	1-3	.333	0-0	.000	0	1	1	0.8	0	7	2	0	2	3	6.0	
MEMPHIS	12/31/17	* 23	3-6	.500	1-3	.333	0-0	.000	0	1	1	0.9	0	4	0	0	2	7	6.1	
at Temple	01/04/18	* 35	2-7	.286	1-3	.333	4-6	.667	0	1	1	0.9	1	3	3	0	0	9	6.3	
SMU	01/07/18	* 28	1-3	.333	1-3	.333	4-6	.667	0	2	2	0.9	2	4	1	0	0	7	6.3	
at USF	1/13/18	* 19	1-2	.500	0-1	.000	4-4	1.000	0	1	1	0.9	1	2	0	0	1	6	6.3	
at UCF	1/16/18	* 14	0-1	.000	0-1	.000	0-0	.000	0	0	0	0.9	2	1	0	0	1	0	5.9	
ECU	01/20/18	* 12	0-1	.000	0-0	.000	0-0	.000	0	0	0	0.8	0	2	0	0	0	0	5.6	
TEMPLE	01/24/18	* 26	0-4	.000	0-3	.000	0-0	.000	0	1	1	0.9	0	3	2	0	0	0	5.4	
at Memphis	1/27/18	* 9	0-0	.000	0-0	.000	0-0	.000	0	0	0	0.8	3	2	0	0	1	0	5.1	
HOUSTON	01/31/18	* 18	1-2	.500	1-2	.500	0-0	.000	1	3	4	1.0	0	2	1	0	0	3	5.0	
at UCONN	2/3/18	* 16	1-5	.200	1-3	.333	2-2	1.000	0	1	1	1.0	3	0	3	0	0	5	5.0	
UCF	02/06/18	* 22	3-10	.300	3-9	.333	2-2	1.000	0	1	1	1.0	2	1	0	0	0	11	5.3	
at SMU	02/11/18	* 19	2-3	.667	2-3	.667	0-0	.000	0	4	4	1.1	0	5	1	0	1	6	5.3	
at Houston	2/15/18	* 27	2-4	.500	1-2	.500	2-2	1.000	1	0	1	1.1	2	1	0	0	0	7	5.3	
WICHITA STATE	02/18/18	* 11	0-0	.000	0-0	.000	2-2	1.000	0	0	0	1.0	0	1	0	0	1	2	5.2	
UCONN	02/22/18	* 7	0-1	.000	0-1	.000	0-0	.000	0	0	0	1.0	0	2	0	0	0	0	5.0	
TULSA	02/25/18	* 16	2-2	1.000	2-2	1.000	0-0	.000	0	0	0	1.0	0	5	1	0	0	6	5.1	
at Tulane	03/01/18	* 17	1-2	.500	0-0	.000	2-2	1.000	0	1	1	1.0	4	3	0	0	2	4	5.0	
Totals		27	584	43-116	.371	27-71	.380	38-47	.809	5	24	29	1.0	38	77	22	0	15	151	5.0

### 2015-16 (FRESHMAN SEASON)

Opponent	Date	gs	min	fg	fga	pct	3fg	3fga	pct	ft	fta	pct	off	def	tot	avg	pf	a	t/o	blk	stl	pts	avg
WESTERN CAROLINA	11/13/15	13	3-5	.600	1-2	.500	0-0	.000	0	0	0	0	3	3	3.0	2	0	3	0	0	7	7.0	
ROBERT MORRIS	11/15/15	16	2-2	1.000	1-1	1.000	6-6	1.000	0	2	2	2.5	1	9	1	0	1	1	11	9.0			
at Bowling Green	11/18/15	19	3-6	.500	1-3	.333	0-2	.000	0	1	1	2.0	1	2	1	0	1	3	7	8.3			
ARKANSAS-PINE BLUFF	11/22/15	19	3-6	.500	2-4	.500	0-0	.000	0	1	1	1.8	3	2	2	0	2	8	8.3				
SE LOUISIANA	11/24/15	7	1-1	1.000	1-1	1.000	0-0	.000	0	0	0	1.4	0	1	1	0	0	3	7.2				
vs Nebraska	11/27/15	11	0-2	.000	0-1	.000	0-0	.000	0	0	0	1.2	1	2	1	0	0	0	6.0				
vs George Washington	11/28/15	7	0-2	.000	0-1	.000	0-0	.000	0	2	2	1.3	1	1	1	0	0	0	5.1				
BUTLER	12/2/15	5	0-1	.000	0-1	.000	1-2	.500	0	0	0	1.1	0	1	1	0	1	1	4.6				
MORGAN STATE	12/6/15	13	2-6	.333	0-2	.000	2-3	.667	0	0	0	1.0	2	3	0	0	2	6	4.8				
at Xavier	12/12/15	4	0-1	.000	0-1	.000	0-0	.000	0	0	0	0.9	0	1	0	0	0	0	4.3				
NORFOLK STATE	12/15/15	13	1-3	.333	1-2	.500	0-0	.000	0	1	1	0.9	1	0	1	0	0	0	3	4.2			
at VCU	12/19/15	3	0-2	.000	0-0	.000	0-0	.000	0	0	0	0.8	0	1	0	0	0	0	3.8				
IOWA STATE	12/22/15	2	0-1	.000	0-1	.000	0-0	.000	0	0	0	0.8	0	1	0	0	0	0	3.5				
TEMPLE	12/29/15	4	1-1	1.000	0-0	.000	0-0	.000	0	0	0	0.7	0	0	0	0	0	2	3.4				
TULSA	1/2/16	8	2-3	.667	1-1	1.000	2-2	1.000	0	0	0	0.7	1	2	0	0	0	7	3.7				
at USF	1/10/16	9	0-1	.000	0-0	.000	0-0	.000	0	0	0	0.6	1	1	0	0	0	0	3.4				
HOUSTON	1/13/16	7	1-1	1.000	0-0	.000	0-0	.000	0	1	1	0.6	0	0	0	0	1	2	3.4				
at Temple	01/16/16	2	0-0	.000	0-0	.000	0-0	.000	0	1	1	0.7	0	0	2	0	0	0	3.2				
TULANE	01/24/16	18	2-6	.333	2-4	.500	0-0	.000	1	1	2	0.7	0	2	1	0	0	6	3.3				
USF	02/04/16	11	0-2	.000	0-1	.000	2-2	1.000	0	1	1	0.8	1	1	0	0	3	2	6.3				
at Memphis	2/6/16	1	0-0	.000	0-0	.000	0-0	.000	0	0	0	0.7	0	0	1	0	0	0	3.1				
at UCF	2/9/16	3	0-0	.000	0-2	.000	0-0	.000	1	0	1	0.7	0	0	0	0	0	0	3.0				
EAST CAROLINA	2/13/16	4	0-1	.000	0-1	.000	0-0	.000	0	0	0	0.7	0	0	0	0	0	0	2.8				
at Tulsa	02/18/16	6	0-0	.000	0-0	.000	0-0	.000	0	1	1	0.7	0	1	0	0	0	0	2.7				
UCONN	2/20/16	3	0-1	.000	0-0	.000	0-0	.000	0	1	1	0.7	1	0	0	0	0	0	2.6				
at East Carolina	2/27/16	11	0-0	.000	0-0	.000	0-0	.000	0	0	0	0.7	1	3	1	0	1	0	2.5				
at Houston	3/3/16	13	0-2	.000	0-1	.000	1-3	.333	0	0	0	0.7	1	0	0	0	0	1	2.4				
Totals		0	232	21-58	.362	10-30	.333	14-20	.700	2	16	18	0.7	18	34	17	0	14	66	2.4			

### 2016-17 (SOPHOMORE SEASON)

Opponent	Date	gs	min	Total		3-Pointers		Free throws		Rebounds			pf	a	t/o	blk	stl	pts	avg	
				fg-fga	pct	3fg-fga	pct	ft-fa	pct	off	def	tot								
BROWN	11/11/16	27	2-4	.500	1-3	.333	1-1	1.000	2	3	5	5.0	1	2	1	0	1	6	6.0	
ALBANY	11/14/16	19	2-5	.400	1-2	.500	1-2	.500	0	1	1	3.0	2	5	1	0	3	6	6.0	
vs Rhode Island	11/19/16	16	1-2	.500	1-2	.500	0-0	.000	0	0	0	2.0	2	0	0	0	1	3	5.0	
vs Penn State	11/20/16	23	1-4	.250	1-2	.500	0-1	.000	0	1	1	1.8	1	1	1	0	0	3	4.5	
SAMFORD	11/23/16	9	0-3	.000	0-2	.000	0-2	.000	0	0	0	1.4	1	1	1	0	0	0	3.6	
LIPSCOMB	11/26/16	13	2-4	.500	1-1	1.000	0-0	.000	0	2	2	1.5	0	2	2	0	1	5	3.8	
at Iowa State	12-01-16	5	0-1	.000	0-0	.000	0-0	.000	0	0	0	1.3	1	1	0	0	0	0	3.3	
BOWLING GREEN	12/04/16	28	5-8	.625	4-5	.800	0-0	.000	1	2	3	1.5	1	1	1	0	0	14	4.6	
at Butler	12/10/16	9	0-1	.000	0-1	.000	0-0	.000	1	1	2	1.6	1	1	1	0	0	0	4.1	
TEXAS SOUTHERN	12/13/16	22	3-5	.600	1-3	.333	1-2	.500	0	2	2	1.6	1	9	0	0	1	8	4.5	
FAIRLEIGH DICKINSON	12/17/16	23	6-11	.545	1-4	.250	0-0	.000	0	0	0	1.5	2	5	2	0	2	13	5.3	
MARSHALL	12/22/16	13	1-3	.333	0-1	.000	1-2	.500	0	1	1	1.4	0	3	0	0	0	3	5.1	
at Temple	12/28/16	12	1-3	.333	0-1	.000	0-0	.000	0	0	0	1.3	1	1	0	0	1	2	4.8	
TULANE	01/01/17	20	3-5	.600	1-2	.500	2-2	1.000	1	0	1	1.3	0	4	0	0	0	9	5.1	
at Houston	1/17/17	14	0-2	.000	0-1	.000	0-0	.000	0	1	1	1.3	1	3	1	0	0	0	4.8	
SMU	01/12/17	4	0-1	.000	0-1	.000	0-0	.000	0	1	1	1.3	1	0	0	0	0	0	4.5	
at East Carolina	01/15/17	11	1-2	.500	0-1	.000	0-0	.000	0	0	0	1.2	1	0	0	0	0	2	4.4	
TEMPLE	01/18/17	4	0-1	.000	0-1	.000	0-0	.000	0	0	0	1.1	0	0	0	0	0	0	4.1	
at Tulane	01/21/17	12	0-2	.000	0-2	.000	0-0	.000	0	1	1	1.1	1	2	0	0	0	0	3.9	
XAVIER	01/26/17	3	0-0	.000	0-0	.000	0-0	.000	0	0	0	1.1	1	0	0	0	0	0	3.7	
USF	01/29/17	28	5-7	.714	2-3	.667	0-0	.000	3	2	5	1.2	3	9	1	0	1	12	4.1	
at Tulsa	02/01/17	2	0-0	.000	0-0	.000	0-0	.000	0	0	0	1.2	1	0	0	0	0	0	3.9	
UCONN	02/04/17	15	0-1	.000	0-1	.000	0-0	.000	0	1	1	1.2	2	2	0	0	0	0	3.7	
UCF	02/08/17	15	2-5	.400	2-3	.667	0-0	.000	0	0	0	1.1	0	2	0	0	0	6	3.8	
at SMU	02/12/17	9	0-0	.000	0-0	.000	1-2	.500	0	0	0	1.1	1	2	0	0	0	1	3.7	
at USF	02/15/17	15	0-2	.000	0-0	.000	0-0	.000	0	0	0	1.0	0	5	0	0	2	0	3.6	
TULSA	02/18/17	17	1-1	1.000	0-0	.000	0-0	.000	0	1	1	1.0	1	3	2	0	1	2	3.5	
MEMPHIS	02/23/17	5	0-2	.000	0-1	.000	0-0	.000	0	2	2	1.1	1	0	0	0	0	0	3.4	
at UCF	2/26/17	9	0-0	.000	0-0	.000	0-0	.000	0	2	2	1.1	2	1	1	0	0	0	3.3	
HOUSTON	03/02/17	7	0-1	.000	0-0	.000	0-0	.000	0	0	0	1.1	0	0	0	0	0	0	3.2	
at UConn	3/5/17	20	1-2	.500	1-1	1.000	0-0	.000	0	1	1	1.1	0	1	0	0	1	3	3.2	
vs Tulsa	3/10/17	11	0-2	.000	0-1	.000	0-0	.000	0	2	2	1.1	0	1	0	1	0	1	3.1	
at UConn	3/11/17	2	0-0	.000	0-0	.000	0-0	.000	0	0	0	1.1	2	0	1	0	0	0	3.0	
vs Kansas State	03/17/17	2	0-0	.000	0-0	.000	0-0	.000	0	0	0	1.0	0	0	0	0	0	0	2.9	
vs UCLA	03/19/17	2	0-0	.000	0-0	.000	0-0	.000	0	0	0	1.0	0	1	0	0	0	0	2.8	
Totals		0	446	37-90	41.1	17-45	.378	7-14	.500	8	27	35	1.0	32	68	16	0	16	98	2.8



# #5 TREVOR MOORE

GUARD • 6-5 • 200 • FRESHMAN • HS • HOUSTON, TEXAS (SOUTH KENT PREP [CONN.] )

**2017-18 Season (Freshman):** Hit a season-best four three-pointers against UConn (2/22) ... posted a season-high 14 points on 4-of-7 shooting with a pair of threes in 13 minutes against UCF (2/6) ... scored eight points with a pair of three-pointers, including a three to thwart a second-half Tiger rally at Memphis (1/27) ... tallied 12 points with a season-best three threes in 16 minutes against Memphis (12/31) ... scored 11 points with a pair of steals against Alabama State (11/27) ... produced nine points and grabbed eight rebounds against Richmond (11/21) ... tallied eight points with a pair of threes in 14 minutes against Savannah State (11/10).

**Prior to Cincinnati:** Averaged 7.0 points and 3.0 rebounds during the 2016-17 season at South Kent Prep in Connecticut ... ranked as the seventh best prospect in Connecticut for 2017 according to the New England Recruiting Report ... averaged 14.3 points while shooting 37.6 percent (56 of 149) from three-point range and 39.0 percent (67 of 172) from the field during 16 games for the 2016 Houston Defenders, an AAU squad on the Under Armour Association's 17U summer circuit ... made 35 three-pointers during the circuit's April-May schedule, ranking second among all guards ... three-time all-district selection at Phillis Wheatley High School, led the Greater Houston area in three-pointers made as a junior ... advanced to the 2017 NEPSAC Class AAA semifinals and the 2017 National Prep School Championship quarterfinals.

**Personal:** Born July 3, 1999 in Houston, Texas ... son of Renell and Ray Moore ... has two brothers, D'Ion and KJ and two sisters, Alteria and Kenetra.

## SEASON & CAREER STATISTICS

2017-18 SEASON		CAREER
14 vs. UCF, 2/6/18	Pts	14 vs. UCF, 2/6/18
8 vs. UConn, 2/22/18	FG Atts	8 vs. UConn, 2/22/18
4, 2x (last vs. vs. UConn, 2/22/18)	FG Made	4, 2x (last vs. UConn, 2/22/18)
8 vs. UConn, 2/22/18	3PT-FG Atts	8 vs. UConn, 2/22/18
4 vs. UConn, 2/22/18	3PT-FG Made	4 vs. UConn, 2/22/18
5, vs UCF, 2/6/18	FT Atts	5, vs UCF, 2/6/18
4 vs UCF, 2/6/18	FT Made	4 vs UCF, 2/6/18
8 vs. Richmond, 11/21/17	Rebs	8 vs. Richmond, 11/21/17
3 vs. Richmond, 11/21/17	Assts	3 vs. Richmond, 11/21/17
2, 3x (last vs. UA-Pine Bluff, 12/19/17)	Stls	2, 3x (last vs. UA-Pine Bluff, 12/19/17)
1, 2x (last at Tulane, 3/1/18)	Blks	1, 2x (last at Tulane, 3/1/18)
24 vs. Richmond, 11/21/17	Mins	24 vs. Richmond, 11/21/17

## MISCELLANEOUS STATISTICS

CATEGORY	2017-18	CAREER
Double-Figure Scoring Games	4	4
Double-Figure Rebounding Games	0	0
Double-Double Games	0	0
20-Point Scoring Games	0	0
Games Led UC in Scoring	1	1
Games Led UC in Rebounding	1	1
Games Led UC in Assists	0	0
Games With 3+ Assists	1	1
Games With 3+ Blocks	0	0
Games With 3+ Steals	0	0
Games With 3+ Three-Pointers	3	3

## GAME-BY-GAME STATISTICS

### 2017-18 (FRESHMAN SEASON)

Opponent	Date	gs	min	Total		3-Pointers		Free throws		Rebounds		pf	a	to	blk	stl	pts	avg		
				fg-fga	pct	3fg-fga	pct	ft-fa	pct	off	def								tot	avg
SAVANNAH STATE	11/10/17	14	2-5	600	2-4	500	0-0	.000	1	1	2	2.0	1	0	0	0	8	8.0		
WESTERN CAROLINA	11/13/17	13	1-3	.333	1-3	.333	2-2	1.000	0	3	3	2.5	1	0	0	1	5	6.5		
COPPIN STATE	11/16/17	14	1-3	.333	1-3	.333	2-4	.500	1	1	2	2.3	1	0	1	0	2	6.0		
vs Buffalo	11/20/17	9	1-1	1.000	1-1	1.000	0-0	.000	0	1	1	2.0	2	0	0	0	3	5.3		
vs Richmond	11/21/17	24	3-6	500	3-6	500	0-0	.000	1	7	8	3.2	2	3	1	0	1	9	6.0	
vs Wyoming	11/22/17	15	1-3	.333	1-2	500	0-0	.000	0	3	3	3.2	1	0	0	0	3	5.5		
ALABAMA STATE	11/27/17	15	3-7	429	2-6	.333	3-4	.750	0	3	3	3.1	3	0	1	0	2	11	6.3	
at Xavier	12/02/17	9	0-3	.000	0-3	.000	0-0	.000	0	2	2	3.0	2	0	0	0	1	0	5.5	
MISSISSIPPI ST.	12/12/17	3	0-1	.000	0-1	.000	0-0	.000	0	0	0	2.7	1	0	0	0	0	0	4.9	
at UCLA	12/16/17	0	0-0	.000	0-0	.000	0-0	.000	0	0	0	2.4	0	0	0	0	0	0	4.4	
UA-PINE BLUFF	12/19/17	22	2-5	400	1-3	.333	1-2	.500	1	3	4	2.5	1	2	1	0	2	6	4.5	
CLEVELAND STATE	12/21/17	9	1-3	.333	1-3	.333	0-0	.000	0	0	0	2.3	0	1	0	0	0	3	4.4	
MEMPHIS	12/31/17	16	4-7	571	3-6	500	1-2	.500	2	0	2	2.3	2	1	0	0	1	12	5.0	
at Temple	01/04/18	11	0-1	.000	0-1	.000	0-0	.000	2	1	3	2.4	1	0	1	0	2	0	4.6	
SMU	01/07/18	6	0-2	.000	0-1	.000	1-2	.500	1	0	1	2.3	1	0	1	0	0	1	4.4	
at USF	1/13/18	16	0-2	.000	0-0	.000	1-2	.500	0	1	1	2.2	1	0	0	0	1	1	4.2	
at UCF	1/16/18	14	1-3	.333	0-1	.000	1-2	.500	0	3	3	2.2	2	0	0	0	1	3	4.1	
ECU	01/20/18	10	0-2	.000	0-1	.000	2-2	1.000	0	0	0	2.1	0	0	0	0	1	2	4.0	
TEMPLE	01/24/18	13	2-6	.333	1-4	.250	0-1	.000	0	2	2	2.1	2	1	1	0	0	5	4.1	
at Memphis	1/27/18	26	2-4	500	2-4	500	2-2	1.000	0	3	3	2.2	2	1	0	0	0	8	4.3	
HOUSTON	01/31/18	7	0-2	.000	0-1	.000	1-2	.500	1	0	1	2.1	1	0	0	0	0	1	4.1	
at UCONN	2/3/18	10	0-1	.000	0-1	.000	0-0	.000	0	0	0	2.0	0	0	0	0	1	0	3.9	
UCF	02/06/18	13	4-7	571	2-4	500	4-5	.800	0	1	1	2.0	0	0	1	0	0	14	4.3	
at SMU	02/11/18	15	0-4	.000	0-4	.000	0-0	.000	0	1	1	1.9	1	0	2	1	0	0	4.2	
at Houston	2/15/18	10	0-1	.000	0-1	.000	0-0	.000	0	1	1	1.9	0	0	0	0	0	0	4.0	
WICHITA STATE	02/18/18	6	0-2	.000	0-1	.000	0-0	.000	1	0	1	1.8	0	0	0	0	0	0	3.8	
UConn	02/22/18	19	4-8	500	4-8	500	0-0	.000	1	2	3	1.9	1	2	0	0	1	12	4.1	
TULSA	02/25/18	14	1-3	.333	0-2	.000	0-0	.000	1	0	1	1.9	0	0	2	0	0	2	4.1	
at Tulane	03/01/18	16	0-1	.000	0-1	.000	2-2	1.000	0	1	1	1.8	3	0	1	1	1	2	4.0	
Totals		0	369	34-96	.354	25-76	.329	23-34	.676	13	40	53	1.8	32	12	14	2	18	116	4.0

## CAREER STATISTICS

			Total		3-Point		F-Throws		Rebounds										Scoring	
Season	gp-gs	min/avg	fg-fga	pct	fg-fga	pct	ft-fita	pct	off	def	tot	avg	pf	fo	ast	to	blk	stl	pts	avg
2017-18	29-0	369/12.7	34-96	.354	25-76	.329	23-34	.676	13	40	53	1.8	32	0	12	14	2	18	116	4.0
TOTAL	29-0	369/12.7	34-96	.354	25-76	.329	23-34	.676	13	40	53	1.8	32	0	12	14	2	18	116	4.0



# #11 GARY CLARK

FORWARD • 6-8 • 230 • SENIOR • 3L • CLAYTON, N.C. (CLAYTON HIGH SCHOOL)

## CONFERENCE AWARDS

- » Preseason Second Team (2017-18)
- » All-Tournament (2017)
- » Defensive Player of the Year (2015-16)
- » Second Team (2015-16)
- » All-Tournament (2016)
- » All-Rookie Team (2014-15)
- » Honorable Mention (2014-15)
- » Player of the Week (5x: 1/29/18; 1/22/18; 11/27/17; 3/7/16, 12/26/16)
- » Weekly Honor Roll (8x: 12/18/17, 3/6/17, 2/20/17, 2/6/17, 2/22/16, 2/8/16, 2/1/16, 2/23/15)

## OTHER HONORS

- » Karl Malone Power Forward of the Year Finalist (2017-18)
- » Citizen Naismith Last Season Team (2017-18)
- » Senior CLASS Award Candidate (2018)
- » Named MVP of Cayman Islands Classic (2017)
- » Oscar Robertson Trophy Player of the Year Watch List (2017-18)
- » Lute Olson Player of the Year Award Watch List (2017-18, 2016-17)
- » NABC All-District 25 Second Team (2016)
- » Emerald Coast Classic All-Tourney Team (2014)

## MOMENTS

- » Scored a career-high 26 points on 12-of-15 shooting with 10 rebounds vs. Marshall (12/22/16)
- » Hit a 15-footer with 5 seconds left to force overtime in UC's 55-54 OT win at No. 19 Iowa State (12/1/16)
- » Converted a three-point play with 12.1 seconds left in 58-57 win at UConn (1/28/16)

**2017-18 Season (Senior):** Earned his 100th career win as a Bearcat with 17 points on 7-of-10 shooting on Senior Day against Tulsa (2/25) ... poured in 17 points with a trio of threes against UConn (2/22) ... tallied 14 points, 10 rebounds a pair of threes and three blocks against Houston (1/31) ... recorded a team-high 18 points with nine rebounds at Memphis (1/27) ... posted game highs with 17 points and 10 rebounds against Temple (1/24), becoming only the fifth player in school history to eclipse 1,000 points and 1,000 rebounds in his career ... recorded 14 points and 14 rebounds in 26 minutes against ECU (1/20) ... registered his 24th career double-double (Cronin-era-high) with 17 points and season-high 15 rebounds at UCF (1/16) ... produced a game-high 18 points on 6-of-9 shooting with eight rebounds vs. SMU (1/7) ... recorded a double-double with 10 points and 11 rebounds to go with four assists, three blocks and three steals at UCLA (12/16) ... registered 24 points and a game-high 14 rebounds in win over Buffalo (11/20) ... became the 51st member of UC's 1,000-point club while posting his 19th career double-double with 13 points and 11 rebounds against Savannah State (11/10).

**2016-17 Season (Junior):** Started 35 of 36 games played, averaging 10.8 points, 7.9 rebounds, 2.1 assists and 1.2 blocks in 28.6 minutes ... Named to American Championship All-Tournament team, averaging 13.3 points and a team-best 6.7 rebounds while making 22 of 24 free throws in three games ... earned The American's Player of the Week award once and Weekly Honor Roll award three times ... ranked among the league leaders in field goal percentage (fourth at .529), rebounds (fourth at 7.9), blocks (tied for ninth at 1.2) and scoring (26th at 10.8) ... ranked second in the league and 48th in the nation averaging 3.0 offensive rebounds ... finished the season with a team-best 283 rebounds giving him 819 for his career, ranking 24th in the nation and third most among juniors ... his 819 career rebounds are the most through three seasons at Cincinnati since Danny Fortson (873 from 1995-97) ... registered seven double-doubles (tied for sixth in the league) ... led UC in rebounding in 19 games, grabbing 10 or more boards nine times ... scored a career-high 26 points on 12-of-15 shooting with 10 rebounds in 38 minutes against Marshall (12/22).

**2015-16 Season (Sophomore):** Started 32 of 33 games played, averaging 10.4 points, a team-high 8.8 rebounds, 2.1 assists and 1.5 blocks in 30.4 minutes ... named The American's Defensive Player of the Year and second-team all-conference ... tabbed NABC All-District 25 Second Team ... selected to The American's Weekly Honor Roll three times ... ranked among the nation's leaders in offensive rebounds (28th at 3.4), total rebounds (57th with 290) and rebounds per game (65th at 8.8) ... listed among the league leaders in offensive rebounds (second at 3.4), rebounds (third at 8.8), defensive rebounds (fourth at 5.4), blocked shots (sixth at 1.5), steals (tied for sixth at 1.2), field goal percentage (eighth at .519) and scoring (29th at 10.4) ... his 290 single-season rebounds ranked as the most since Eric Hicks (329 in 2005-06) ... averaged 13.1 points and 10.0 rebounds and 2.0 blocks with four double-doubles in seven games during February ... posted a team-high eight double-doubles ... led the team in rebounding in 17 games during the season, grabbing 10 or more boards 14 times.

**2014-15 Season (Freshman):** Started all 34 games, averaging 7.8 points, 7.2 rebounds, 1.7 assists and 1.3 blocks in 27.8 minutes ... named to the American Athletic Conference All-Rookie Team by the league's coaches ... tabbed The American's Rookie of the Week (12/8) and The American's Weekly Honor Roll (2/23) ... grabbed 246 rebounds on the season, second most in school history by a freshman (Danny Fortson 258 in 1995) ... finished as the only freshman in The American to rank among the top 10 league leaders for rebounds (third at 7.2), field goal percentage (sixth at .524) and blocks (sixth at 1.3) ... finished second in The American in rebounding among freshmen (UConn's Daniel Hamilton [7.6]) ... ranked second in the league for offensive rebounds (2.8) and tied for fourth in defensive rebounds (4.5) ... led UC in rebounding in 15 games on the season, grabbing 10 or more boards seven times ... set a UC freshman record pulling down 16 rebounds to go with eight points, a season-best four blocks and a season-high four steals against East Carolina (1/6) ... selected to the Emerald Coast Classic All-Tournament Team ... became the first true freshman to start a season opener since Lance Stephenson (2009-10 season).

**Prior to Cincinnati:** Averaged 26 points, seven rebounds and four assists as a senior at Clayton High School in Clayton, North Carolina ... finished his career as the school's all-time leader in points, rebounds and blocks ... tabbed a four-star recruit by Rivals, ESPN and 247 Sports ... praised on one of the nation's top 100 prospects by ESPN and Rivals ... named Greater Neuse River Conference Player of the Year as a junior and senior ... became the first player in the state of North Carolina to record a quadruple double with 22 points, 21 rebounds, 15 blocked shots and 10 assists against West Johnston during his senior season



POWER FORWARD OF YEAR FINALIST



CITIZEN NAISMITH TROPHY LATE SEASON TEAM



OSCAR ROBERTSON TROPHY WATCH LIST



LUTE OLSON PLAYER OF YEAR WATCH LIST



SENIOR CLASS AWARD CANDIDATE

## SEASON & CAREER STATISTICS

2017-18 SEASON		CAREER
24 vs. Buffalo, 11/20/17	Pts	26 vs. Marshall, 12/22/16
15 at Xavier, 12/2/17	FG Atts	15, 2x (last 15 at Xavier, 12/2/17)
9 vs. Cleveland State, 12/21/17	FG Made	12 vs. Marshall, 12/22/16
5 at Xavier, 12/2/17	3PT-FG Atts	5 at Xavier, 12/2/17
2, 2x (last at Xavier, 12/2/17)	3PT-FG Made	2, 7x (last at Xavier, 12/2/17)
13 vs. Buffalo, 11/20/17	FT Atts	16 vs. UConn, 3/11/17
11 vs. Buffalo, 11/20/17	FT Made	15 vs. UConn, 3/11/17
14 vs. Buffalo, 11/20/17	Rebs	16 vs. East Carolina, 1/6/15
7 vs. Richmond, 11/21/17	Assts	8 vs. Temple, 1/18/17
3, 4x (last at Tulane, 3/1/18)	Stls	5 at SMU, 1/7/16
5 vs. Mississippi State, 12/12/17	Blks	5 vs. Mississippi State, 12/12/17
39 at Houston, 2/15/18	Mins	48 vs. UConn, 3/11/16

## MISCELLANEOUS STATISTICS

CATEGORY	2014-15	2015-16	2016-17	2017-18	CAREER
Double-Figure Scoring Games	11	19	19	23	72
Double-Figure Rebounding Games	7	14	9	11	41
Double-Double Games	3	8	7	9	27
20-Point Scoring Games	0	1	3	1	5
Games Led UC in Scoring	2	5	6	9	22
Games Led UC in Rebounding	15	17	18	18	68
Games Led UC in Assists	6	4	2	5	17
Games With 3+ Assists	5	11	10	8	34
Games With 3+ Blocks	4	5	4	4	17
Games With 3+ Steals	3	4	4	4	15
Games With 3+ Three-Pointers	0	0	0	0	0

... poured in 40 points and grabbed 12 rebounds against East Wake on Jan. 11, 2014, the same day he was left off the list of nominees for the McDonald's All-America game ... averaged 24 points, 14 rebounds and four blocks while leading the Comets to the 2013 4A Eastern Regional semifinals as a junior ... averaged nearly 32 points in the playoffs while earning Associate Press All-State accolades.

**Personal:** Born Nov. 16, 1994 in Smithfield, North Carolina ... son of Tammy McKay and Gary Clark Sr. ... has one brother, Jeremiah and two sisters, Azia and Tanija ... right-handed.

## CAREER STATISTICS

Season	gp-gs	min/avg	Total fg-fga pct	3-Point fg-fga pct	F-Throws ft-fa pct	Rebounds off def tot avg	Scoring pf fo ast to blk stl pts avg
2014-15	34-34	945/27.8	110-210 .524	0-5 .000	45-72 .625	94 152 246 7.2	54 0 57 38 45 35 265 7.8
2015-16	33-32	1002/30.4	126-243 .519	13-25 .520	79-115 .687	113 177 290 8.8	76 0 70 42 49 41 344 10.4
2016-17	36-35	1031/28.6	146-276 .529	14-49 .286	83-119 .697	108 175 283 7.9	67 0 76 41 42 36 389 10.8
2017-18	30-30	827/27.6	134-259 .517	23-51 .451	92-123 .748	90 160 250 8.3	63 0 63 29 37 46 383 12.8
TOTAL	133-131	3805/28.6	516-988 .522	50-130 .385	299-429 .697	405 664 1069 8.0	260 0 266 150 173 158 1381 10.4



# #11 GARY CLARK

FORWARD • 6-8 • 230 • SENIOR • 3L • CLAYTON, N.C. (CLAYTON HIGH SCHOOL)

## GAME-BY-GAME STATISTICS

### 2017-18 (SENIOR SEASON)


Opponent	Date	gs	min	Total		3-Pointers		Free throws		Rebounds				pf	a	t/o	blk	stl	pts	avg
				fg-fga	pct	3fg-fga	pct	ft-fa	pct	off	def	tot	avg							
SAVANNAH STATE	11/10/17	*	22	5-9	.556	0-1	.000	3-4	.750	4	7	11	11.0	2	1	0	1	1	13	13.0
WESTERN CAROLINA	11/13/17	*	20	2-5	.400	0-1	.000	4-4	1.000	1	1	2	6.5	1	1	0	1	2	8	10.5
COPPIN STATE	11/16/17	*	17	5-8	.625	1-3	.333	1-2	.500	5	4	9	7.3	2	2	0	0	1	12	11.0
vs Buffalo	11/20/17	*	35	6-13	.462	1-2	.500	11-13	.846	2	12	14	9.0	1	0	2	1	1	24	14.3
vs Richmond	11/21/17	*	20	2-5	.400	2-3	.667	2-2	1.000	2	6	8	8.8	1	7	1	0	1	8	13.0
vs Wyoming	11/22/17	*	21	8-12	.667	0-2	.000	1-1	1.000	2	4	6	8.3	3	0	1	2	1	17	13.7
ALABAMA STATE	11/27/17	*	23	3-6	.500	0-1	.000	8-8	1.000	2	5	7	8.1	1	3	0	3	2	14	13.7
at Xavier	12/02/17	*	33	5-15	.333	2-5	.400	2-4	.500	4	3	7	8.0	3	1	2	1	2	14	13.8
vs Florida	12/09/17	*	35	4-8	.500	0-0	.000	1-2	.500	8	5	13	8.6	2	1	2	0	1	9	13.2
MISSISSIPPI ST.	12/12/17	*	34	2-6	.333	1-3	.333	4-4	1.000	6	7	13	9.0	3	4	4	5	2	9	12.8
at UCLA	12/16/17	*	35	5-11	.455	0-1	.000	0-0	.000	3	8	11	9.2	2	4	0	3	3	10	12.5
UA-PINE BLUFF	12/19/17	*	15	0-5	.000	0-0	.000	6-6	1.000	3	3	6	8.8	1	3	2	1	2	6	12.0
CLEVELAND STATE	12/21/17	*	30	9-12	.750	0-0	.000	0-0	.000	0	5	5	8.6	0	1	0	2	2	18	12.5
MEMPHIS	12/31/17	*	23	5-11	.455	1-1	1.000	2-4	.500	1	9	10	8.7	1	2	2	1	2	13	12.5
at Temple	01/04/18	*	29	3-4	.750	0-0	.000	4-7	.571	2	2	4	8.4	3	1	1	1	0	10	12.3
SMU	01/07/18	*	26	6-9	.667	1-1	1.000	5-6	.833	5	3	8	8.4	4	1	0	0	1	18	12.7
at USF	1/13/18	*	33	3-7	.429	0-2	.000	4-4	1.000	5	5	10	8.5	2	3	1	0	0	10	12.5
at UCF	1/16/18	*	35	8-15	.533	1-3	.333	0-0	.000	3	12	15	8.8	2	1	1	1	2	17	12.8
ECU	01/20/18	*	26	6-14	.429	0-0	.000	2-3	.667	6	8	14	9.1	1	2	0	2	2	14	12.8
TEMPLE	01/24/18	*	26	6-7	.857	2-2	1.000	3-6	.500	3	7	10	9.2	0	3	1	1	2	17	13.1
at Memphis	1/27/18	*	35	5-14	.357	1-2	.500	7-13	.538	7	2	9	9.1	4	2	1	1	1	18	13.3
HOUSTON	01/31/18	*	30	5-8	.625	2-3	.667	2-4	.500	2	8	10	9.2	4	2	0	3	1	14	13.3
at UCONN	2/3/18	*	34	1-3	.333	0-1	.000	3-4	.750	1	5	6	9.0	3	2	1	1	0	5	13.0
UCF	02/06/18	*	25	4-6	.667	1-3	.333	3-3	1.000	1	4	5	8.9	1	1	0	1	1	12	12.9
at SMU	02/11/18	*	18	4-8	.500	1-1	1.000	2-3	.667	3	3	6	8.8	3	2	0	2	2	11	12.8
at Houston	2/15/18	*	39	4-10	.400	0-1	.000	5-8	.625	1	6	7	8.7	4	2	3	0	1	13	12.8
WICHITA STATE	02/18/18	*	37	3-7	.429	1-4	.250	4-4	1.000	1	7	8	8.7	3	3	0	1	3	11	12.8
UCONN	02/22/18	*	20	6-7	.857	3-3	1.000	2-2	1.000	2	3	5	8.5	2	2	0	1	1	17	12.9
TULSA	02/25/18	*	28	7-10	.700	2-2	1.000	1-2	.500	1	1	2	8.3	3	2	3	1	3	17	13.1
at Tulane	03/01/18	*	23	2-8	.250	0-0	.000	0-0	.000	4	5	9	8.3	1	4	1	0	3	4	12.8
Totals			30	827	134-259	.517	23-51	.451	92-123	.748	90	160	250	8.3	63	29	37	46	383	12.8

### 2015-16 (SOPHOMORE SEASON)

Opponent	Date	gs	min	Total		3-Pointers		Free throws		Rebounds				pf	a	t/o	blk	stl	pts	avg	
				fg-fga	pct	3fg-fga	pct	ft-fa	pct	off	def	tot	avg								
WESTERN CAROLINA	11/13/15	*	28	9-10	.900	0-1	.000	3-3	1.000	2	6	8	8.0	2	2	1	3	0	21	21.0	
ROBERT MORRIS	11/15/15	*	24	2-5	.400	0-0	.000	0-0	.000	4	3	7	7.5	1	3	2	2	1	4	12.5	
at Bowling Green	11/18/15	*	24	3-4	.750	0-0	.000	1-2	.500	2	8	10	8.3	3	2	1	1	2	7	10.7	
ARKANSAS-PINE BLUFF	11/22/15	*	18	3-4	.750	1-1	1.000	3-6	.500	2	4	6	7.8	4	3	1	1	1	10	10.5	
SE LOUISIANA	11/24/15	*	37	4-8	.500	1-1	1.000	3-5	.600	5	3	8	7.8	1	0	0	2	1	12	10.8	
vs Nebraska	11/27/15	*	30	2-6	.333	0-0	.000	2-2	1.000	2	2	4	7.2	2	2	2	0	1	6	10.0	
vs George Washington	11/28/15	*	27	3-4	.750	0-0	.000	0-0	.000	3	8	11	7.7	4	2	2	1	3	6	9.4	
BUTLER	12/2/15	*	23	3-4	.750	0-0	.000	3-4	.750	3	3	6	7.5	4	1	2	2	1	9	9.4	
MORGAN STATE	12/6/15	*	28	4-6	.667	1-2	.500	4-5	.800	8	6	14	8.2	2	5	0	2	1	13	9.8	
at Xavier	12/12/15	*	29	0-2	.000	0-0	.000	0-0	.000	2	5	7	8.1	3	2	1	0	2	0	8.8	
NORFOLK STATE	12/15/15	*	29	9-11	.818	1-1	1.000	0-0	.000	3	4	7	8.0	3	2	2	1	0	19	9.7	
at VCU	12/19/15	*	30	3-6	.500	0-0	.000	7-8	.875	2	7	9	8.1	4	0	1	1	0	13	10.0	
IOWA STATE	12/22/15	*	28	5-8	.625	0-1	.000	0-2	.000	5	4	9	8.2	1	2	1	0	1	10	10.0	
TEMPLE	12/29/15	*	28	3-8	.375	0-0	.000	1-1	1.000	3	1	4	7.9	2	2	2	0	0	7	9.8	
TULSA	1/2/16	*	30	3-6	.500	0-0	.000	1-2	.500	8	6	14	8.3	4	4	0	1	0	7	9.6	
at SMU	01/07/16	*	32	6-10	.600	0-0	.000	1-2	.500	4	7	11	8.4	2	1	1	0	5	13	9.8	
at USF	1/10/16	*	34	0-4	.000	0-0	.000	5-7	.714	7	4	11	8.6	1	2	2	1	1	5	9.5	
HOUSTON	1/13/16	*	33	5-6	.833	1-1	1.000	3-4	.750	5	2	7	8.5	4	6	1	1	2	14	9.8	
at Temple	01/16/16	*	34	6-10	.600	0-1	.000	0-1	.000	5	9	14	8.8	4	1	2	2	0	12	9.9	
MEMPHIS	01/21/16	*	27	2-5	.400	0-0	.000	3-5	.600	1	3	4	8.6	4	1	2	4	2	7	9.8	
TULANE	01/24/16	*	23	8-10	.800	1-1	1.000	0-2	.000	1	4	5	8.4	0	0	1	1	2	17	10.1	
at UCONN	1/28/16	*	32	4-7	.571	1-2	.500	4-7	.571	2	4	6	8.3	2	3	4	4	0	13	10.2	
USF	02/04/16	*	31	5-10	.500	1-2	.500	5-7	.714	9	4	13	8.5	2	4	0	0	1	16	10.5	
at Memphis	2/6/16	*	37	6-10	.600	1-2	.500	2-4	.500	3	11	14	8.7	3	3	0	4	0	15	10.7	
at UCF	2/9/16	*	33	3-9	.333	1-2	.500	4-4	1.000	1	7	8	8.7	1	5	1	4	1	11	10.7	
EAST CAROLINA	2/13/16	*	33	6-8	.750	0-0	.000	3-3	1.000	2	10	12	8.8	0	4	3	1	1	15	10.8	
at Tulsa	02/18/16	*	39	7-14	.500	2-4	.500	2-2	1.000	2	7	9	8.8	0	0	1	2	2	18	11.1	
UCONN	2/20/16	*	34	6-12	.500	1-2	.500	0-2	.000	1	10	11	8.9	0	1	3	2	1	13	11.2	
at East Carolina	2/27/16	*	27	2-10	.200	0-0	.000	0-1	.000	1	2	3	8.7	3	1	1	1	3	4	10.9	
at Houston	3/3/16	*	38	0-6	.000	0-1	.000	6-8	.750	3	10	13	8.8	3	1	0	2	1	6	10.8	
SMU	03/06/16	*	35	0-8	.000	0-0	.000	7-8	.875	7	4	11	8.9	4	3	0	1	3	7	10.6	
vs UCONN	3.11.16	*	48	3-9	.333	0-0	.000	6-8	.750	5	7	12	9.0	2	1	2	2	1	12	10.7	
vs Saint Joseph's	3/18/16	*	19	1-3	.333	0-0	.000	0-0	.000	0	2	2	8.8	1	1	0	0	1	2	10.4	
Totals			32	1002	126-243	.519	13-25	.520	79-115	.687	113	177	290	8.8	76	70	42	49	41	344	10.4

### 2016-17 (JUNIOR SEASON)

Opponent	Date	gs	min	Total		3-Pointers		Free throws		Rebounds				pf	a	t/o	blk	stl	pts	avg
				fg-fga	pct	3fg-fga	pct	ft-fa	pct	off	def	tot	avg							
BROWN	11/11/16 *	27	7-9	.778	0-1	.000	0-1	.000	3	6	9	9.0	0	4	1	2	3	14	14.0	
ALBANY	11/14/16 *	24	1-6	.167	0-1	.000	0-0	.000	1	3	4	6.5	4	1	1	2	1	2	8.0	
vs Rhode Island	11/19/16 *	36	1-5	.200	0-1	.000	2-2	1.000	3	3	6	6.3	2	2	0	3	0	4	6.7	
vs Penn State	11/20/16 *	20	4-4	1.000	1-1	1.000	0-0	.000	2	4	6.3	4.2	2	1	2	1	3	9	7.3	
SAMFORD	11/23/16 *	35	4-8	.500	0-2	.000	5-10	.500	5	2	7	6.4	1	0	2	1	1	13	8.4	
LIPSCOMB	11/26/16 *	6	1-2	.500	0-0	.000	0-0	.000	0	2	2	5.7	1	0	0	0	0	2	7.3	
at Iowa State	12-01-16 *	37	5-8	.625	0-1	.000	1-2	.500	4	6	10	6.3	2	2	2	3	0	11	7.9	
BOWLING GREEN	12/04/16 *	24	3-6	.500	0-1	.000	2-2	1.000	3	3	6.3	0	3	2	1	1	1	8	7.9	
at Butler	12/10/16 *	34	7-13	.538	0-3	.000	0-2	.000	3	9	12	6.9	0	1	0	0	1	14	8.6	
TEXAS SOUTHERN	12/13/16 *	21	4-8	.500	0-0	.000	5-7	.714	2	1	3	6.5	3	6	1	0	2	13	9.0	
FAIRLEIGH DICKINSON	12/17/16 *	13	2-3	.667	0-0	.000	2-2	1.000	2	6	8	6.6	0	4	0	1	1	6	8.7	
MARSHALL	12/22/16 *	38	12-15	.800	1-1	1.000	1-4	.250	4	6	10	6.9	1	3	1	2	0	26	10.2	
at Temple	12/28/16 *	33	4-10	.400	0-1	.000	3-6	.500	2	4	6	6.8	3	1	3	1	1	11	10.2	
TULANE	01/01/17 *	20	2-4	.500	0-0	.000	0-0	.000	2	5	7	6.9	2	3	1	0	1	4	9.8	
at Houston	1/1/17 *	34	4-8	.500	2-4	.500	1-2	.500	4	4	8	6.9	1	2	1	1	3	0	11	9.9
SMU	01/12/17 *	31	8-9	.889	2-3	.667	0-0	.000	2	3	5	6.8	2	2	0	0	1	18	10.4	
at East Carolina	01/15/17 *	27	3-6	.500	0-1	.000	2-2	1.000	4	5	9	6.9	3	1	1	0	1	8	10.2	
EMPLE	01/18/17 *	35	2-5	.400	0-1	.000	3-3	1.000	4	3	7	6.9	1	8	3	2	1	7	10.1	
at Tulane	01/21/17 *	30	3-5	.600	0-0	.000	0-0	.000	3	3	6	6.9	2	2	1	1	0	6	9.8	
XAVIER	01/26/17 *	35	6-9	.667	0-1	.000	1-2	.500	5	6	11	7.1	4	3	2	0	2	13	10.0	
USF	01/29/17 *	14	2-3	.667	0-1	.000	2-2	1.000	6	2	8	7.1	2	3	1	0	0	6	9.8	
at Tulsa	02/01/17 *	37	3-5	.600	1-1	1.000	2-3	.667	5	7	12	7.4	2	2	1	1	1	9	9.8	
UCONN	02/04/17 *	29	8-14	.571	2-4	.500	2-2	1.000	4	7	11	7.5	0	3	0	2	0	20	10.2	
UCF	02/08/17 *	34	3-12	.250	0-3	.000	2-2	1.000	5	3	8	7.5	2	0	0	0	3	8	10.1	
at SMU	02/12/17 *	36	2-7	.286	1-2	.500	1-2	.500	2	10	12	7.7	0	3	2	1	1	6	10.0	
at USF	02/15/17 *	25	5-11	.455	0-0	.000	3-4	.750	5	9	14	8.0	2	0	2	2	4	13	10.1	
TULSA	02/18/17 *	30	5-8	.625	0-1	.000	4-4	1.000	2	6	8	8.0	3	2	4	1	0	14	10.2	
MEMPHIS	02/23/17 *	31	3-6	.500	1-2	.500	6-10	.600	3	6	9	8.0	2	3	2	1	1	13	10.3	
at UCF	2/26/17 *	17	1-4	.250	1-1	1.000	0-0	.000	3	0	3	7.8	4	0	1	1	1	3	10.3	
HOUSTON	03/02/17 *	30	5-9	.556	0-1	.000	4-6	.667	1	6	7	7.8	0	0	1	0	1	14	10.2	
at UConn	3/5/17 *	25	7-14	.500	1-4	.250	2-5	.400	5	9	14	8.0	2	0	1	0	3	17	10.4	
vs Tulsa	3/10/17 *	29	1-6	.167	0-1	.000	3-4	.750	1	1	2	7.8	3	1	0	3	2	5	10.3	
at UConn	3/11/17 *	34	5-9	.556	0-0	.000	15-16	.938	2	7	9	7.8	2	0	1	0	0	25	10.7	
vs SMU	3/12/17 *	35	3-8	.375	0-2	.000	4-4	1.000	1	8	9	7.9	3	1	0	1	0	10	10.7	
vs Kansas State	03/17/17 *	34	6-10	.600	1-2	.500	2-4	.500	2	5	7	7.9	1	2	3	1	1	15	10.8	
vs UCLA	03/19/17 *	31	4-7	.571	0-1	.000	3-4	.750	3	5	8	7.9	3	6	1	1	1	11	10.8	
Totals		35	1031	146-276	529	14-49	286	83-119	697	108	175	283	7.9	67	76	41	42	368	10.9	



# #13 TREVON SCOTT

FORWARD • 6-8 • 220 • R-SOPHOMORE • 1L • DARIEN, GA. (McINTOSH COUNTY ACADEMY)

**2017-18 Season (R-Sophomore):** Contributed 10 points and six rebounds in 17 minutes at Tulane (3/1) ... pulled down seven rebounds and had one block in a season-high 21 minutes against Tulsa (2/25) ... tallied a season-best nine points and nine rebounds against UConn (2/22) ... grabbed five rebounds with four assists and a basket in 18 minutes at SMU (2/11) ... pulled down a game-high and season-best eight rebounds against UCF (2/6) ... grabbed six rebounds in 13 minutes against Temple (1/24) ... matched a season-high with seven rebounds to go with five points against ECU (1/20) ... scored six points with five rebounds, three assists and two steals in 14 minutes against Arkansas-Pine Bluff (12/19) ... pulled down a season-high seven rebounds against Alabama State (11/27) and at Xavier (12/2).

**2016-17 Season (R-Freshman):** Played in 35 games as a reserve, averaging 3.1 points and 2.5 rebounds in 10.2 minutes ... shot 50 percent (45 of 90) from the field on the season ... scored a season-high 11 points on 5-of-10 shooting with seven rebounds and three assists in 18 minutes against Texas Southern (12/13) ... recorded 10 points on 5-of-5 shooting against Fairleigh Dickinson (12/17) ... registered 10 points on 5-of-6 shooting against Penn State (11/20) ... tallied nine points and nine rebounds with a season-best five assists and five blocks in a season-high 29 minutes against Lipscomb (11/26) ... recorded nine points, seven rebounds and a season-high five steals against USF (1/29) ... grabbed at least one rebound in 28 of 35 games played.

**2015-16 Season (Freshman):** Redshirted

**Prior to Cincinnati:** Named the Georgia Region 2A Player of the Year as a junior and senior ... tabbed first team all-region as a freshman and sophomore ... set the school scoring mark with 1,824 points while averaging 13.3 rebounds during his career at McIntosh County Academy in Darien, Georgia (population 1,880) ... averaged 21.6 points, 14.1 rebounds, 6.5 assists and 3.5 blocks as a senior ... posted 22.3 points, 13.7 rebounds, 6.7 assists and 3.7 blocks as a junior ... tabbed a three-star prospect by ESPN, Rivals.com and Scout.com and 247 Sports.

**Personal:** Born Nov. 25, 1996 in Brunswick, Georgia ... son of Anita and Eddie Scott ... has two sisters, Jada and Jady ... right-handed ...first named pronounced "TREY-vaughn."

## SEASON & CAREER STATISTICS

### 2017-18 SEASON

10 at Tulane, 3/1/18	Pts	11 vs. Texas Southern, 12/13/16
7 at Tulane, 3/1/18	FG Atts	10 vs. Texas Southern, 12/13/16
3 at Tulane, 3/1/18	FG Made	5, 3x (last vs. Fairleigh Dickinson, 12/17/16)
1 at SMU, 2/11/18	3PT-FG Atts	1, 4x (last at SMU, 2/11/18)
0	3PT-FG Made	1 vs. USF, 1/29/17
6 vs. UA-Pine Bluff, 12/19/17	FT Atts	6 vs. UA-Pine Bluff, 12/19/17
4, 2x (last at Tulane, 3/1/18)	FT Made	4, 2x (last at Tulane, 3/1/18)
9 vs. UConn, 2/22/18	Rebs	10 vs. Tulane, 1/1/17
6 vs. Western Carolina, 11/13/17	Assts	6 vs. Western Carolina, 11/13/17
2, 2x (last vs. UA-Pine Bluff, 12/19/17)	Stls	5 vs. USF, 1/29/17
1, 4x (last vs. Tulsa, 2/25/18)	Blks	5 vs. Lipscomb, 11/26/16
21 vs. Tulsa, 2/25/18	Mins	29 vs. Lipscomb, 11/26/16

### CAREER

## MISCELLANEOUS STATISTICS

### CATEGORY

	2016-17	2017-18	CAREER
Double-Figure Scoring Games	3	1	4
Double-Figure Rebounding Games	1	0	1
Double-Double Games	0	0	0
20-Point Scoring Games	0	0	0
Games Led UC in Scoring	0	0	0
Games Led UC in Rebounding	2	5	7
Games Led UC in Assists	1	2	3
Games With 3+ Assists	2	4	6
Games With 3+ Blocks	1	0	1
Games With 3+ Steals	1	0	1
Games With 3+ Three-Pointers	0	0	0


## GAME-BY-GAME STATISTICS

### 2017-18 (R-SOPHOMORE SEASON)

Opponent	Date	gs	min	Total		3-Pointers		Free throws		Rebounds				pf	a	t/o	blk	stl	pts	avg
				fg-fga	pct	3fg-fga	pct	ft-fa	pct	off	def	tot	avg							
SAVANNAH STATE	11/10/17	12	1-2	.500	0-0	.000	2-2	1.000	1	2	3	3.0	2	3	1	0	1	0	4	4.0
WESTERN CAROLINA	11/13/17	18	2-2	1.000	0-0	.000	2-3	.667	1	5	6	4.5	3	6	3	1	2	6	5.0	
COPPIN STATE	11/16/17	12	2-2	1.000	0-0	.000	2-2	1.000	2	3	5	4.7	0	3	0	0	1	6	5.3	
vs Buffalo	11/20/17	6	0-0	.000	0-0	.000	0-0	.000	0	0	0	3.5	1	0	2	0	1	0	4.0	
vs Richmond	11/21/17	20	1-1	1.000	0-0	.000	2-4	.500	0	3	3	3.4	2	0	1	0	1	4	4.0	
vs Wyoming	11/22/17	12	1-2	.500	0-0	.000	0-0	.000	0	4	4	3.5	0	0	1	0	0	2	3.7	
ALABAMA STATE	11/27/17	15	2-3	.667	0-0	.000	1-2	.500	3	4	7	4.0	0	1	1	0	0	5	3.9	
at Xavier	12/02/17	18	2-2	1.000	0-0	.000	0-0	.000	4	3	7	4.4	3	1	1	1	1	4	3.9	
vs Florida	12/09/17	19	0-1	.000	0-0	.000	0-0	.000	1	1	2	4.1	1	0	1	0	0	0	3.4	
MISSISSIPPI ST.	12/12/17	6	0-0	.000	0-0	.000	0-0	.000	0	0	0	3.7	1	1	0	0	0	0	3.1	
at UCLA	12/16/17	5	0-0	.000	0-0	.000	0-0	.000	1	0	1	3.5	1	0	0	0	0	0	2.8	
UA-PINE BLUFF	12/19/17	14	1-3	.333	0-0	.000	4-6	.667	4	1	5	3.6	0	3	0	0	2	6	3.1	
CLEVELAND STATE	12/21/17	10	1-1	1.000	0-0	.000	0-0	.000	0	0	0	3.3	0	0	0	1	0	2	3.0	
MEMPHIS	12/31/17	13	0-0	.000	0-0	.000	1-2	.500	2	1	3	3.3	0	3	0	0	1	1	2.9	
at Temple	01/04/18	4	0-0	.000	0-0	.000	2-2	1.000	1	1	2	3.2	0	0	4	0	0	2	2.8	
SMU	01/07/18	17	2-2	1.000	0-0	.000	0-2	.000	0	4	4	3.3	0	1	0	1	1	4	2.9	
at USF	1/13/18	8	0-0	.000	0-0	.000	1-2	.500	0	1	1	3.1	2	0	0	0	1	1	2.8	
at UCF	1/16/18	10	1-1	1.000	0-0	.000	0-0	.000	2	0	2	3.1	0	0	0	0	0	2	2.7	
ECU	01/20/18	14	1-2	.500	0-0	.000	3-6	.500	1	6	7	3.3	2	0	0	0	0	5	2.8	
TEMPLE	01/24/18	13	1-3	.333	0-0	.000	0-0	.000	4	2	6	3.4	2	0	1	1	1	2	2.8	
at Memphis	1/27/18	4	1-1	1.000	0-0	.000	0-0	.000	0	0	0	3.2	0	1	1	0	0	2	2.8	
HOUSTON	01/31/18	13	0-2	.000	0-0	.000	0-1	.000	2	2	4	3.3	1	0	0	0	0	0	2.6	
at UCONN	2/3/18	7	0-0	.000	0-0	.000	2-2	1.000	0	2	2	3.2	0	0	0	0	0	2	2.6	
UCF	02/06/18	14	2-4	.500	0-0	.000	0-1	.000	3	5	8	3.4	1	2	0	0	0	4	2.7	
at SMU	02/11/18	18	1-5	.200	0-1	.000	0-0	.000	3	2	5	3.5	2	4	0	0	1	2	2.6	
at Houston	2/15/18	6	1-1	1.000	0-0	.000	0-0	.000	0	0	0	3.3	0	0	1	0	0	2	2.6	
WICHITA STATE	02/18/18	4	1-1	1.000	0-0	.000	0-0	.000	0	0	0	3.2	1	0	0	0	0	2	2.6	
UCONN	02/22/18	19	4-5	.800	0-0	.000	1-4	.250	2	7	9	3.4	2	2	2	0	0	9	2.8	
TULSA	02/25/18	21	0-3	.000	0-0	.000	0-0	.000	3	4	7	3.6	3	0	1	1	0	0	2.7	
at Tulane	03/01/18	17	3-7	.429	0-0	.000	4-4	1.000	2	4	6	3.6	1	0	1	0	1	0	3.0	
Totals		0	369	31-56	.554	0-1	.000	27-45	.600	42	67	109	3.6	31	31	22	6	15	89	3.0

### 2016-17 (R-FRESHMAN SEASON)

Opponent	Date	gs	min	Total		3-Pointers		Free throws		Rebounds				pf	a	t/o	blk	stl	pts	avg
				fg-fga	pct	3fg-fga	pct	ft-fa	pct	off	def	tot	avg							
BROWN	11/11/16	9	2-3	.667	0-0	.000	2-3	.667	0	2	2	2.0	1	0	0	1	0	6	6.0	
ALBANY	11/14/16	7	2-3	.667	0-0	.000	0-0	.000	2	1	3	2.5	0	0	0	1	0	4	5.0	
vs Rhode Island	11/19/16	0	0-0	.000	0-0	.000	0-0	.000	0	0	0	1.7	0	0	0	0	0	0	3.3	
vs Penn State	11/20/16	18	5-6	.833	0-0	.000	0-0	.000	2	1	3	2.0	1	1	0	1	0	10	5.0	
SAMFORD	11/23/16	7	0-2	.000	0-0	.000	0-0	.000	0	2	2	2.0	0	0	0	0	0	0	4.0	
LIPSCOMB	11/26/16	29	3-6	.500	0-0	.000	3-5	.600	4	5	9	3.2	2	5	2	5	0	9	4.8	
at Iowa State	12-01-16	12	0-1	.000	0-0	.000	0-0	.000	2	1	3	3.0	0	0	0	0	0	0	4.1	
BOWLING GREEN	12/04/16	14	1-4	.250	0-0	.000	0-0	.000	0	4	4	3.3	1	1	0	0	2	2	3.9	
at Butler	12/10/16	11	0-1	.000	0-0	.000	0-0	.000	0	3	3	3.2	0	0	0	0	0	0	3.4	
TEXAS SOUTHERN	12/13/16	18	5-10	.500	0-1	.000	1-2	.500	1	6	7	3.6	1	3	0	1	1	11	4.2	
FAIRLEIGH DICKINSON	12/17/16	15	5-5	1.000	0-0	.000	0-4	.000	1	2	3	3.5	1	2	0	1	0	10	4.7	
MARSHALL	12/22/16	26	3-6	.500	0-0	.000	2-5	.400	1	4	5	3.7	2	1	3	1	1	8	5.0	
at Temple	12/28/16	21	2-3	.667	0-0	.000	1-1	1.000	1	5	6	3.8	0	0	2	1	2	5	5.0	
TULANE	01/01/17	20	2-5	.400	0-1	.000	2-2	1.000	2	8	10	4.3	1	1	1	0	0	6	5.1	
at Houston	1/17/17	6	0-0	.000	0-0	.000	0-0	.000	0	0	0	4.0	2	0	0	1	0	0	4.7	
SMU	01/12/17	15	2-4	.500	0-0	.000	0-0	.000	0	2	2	3.9	0	0	0	0	1	0	4.7	
at East Carolina	01/15/17	8	0-2	.000	0-0	.000	0-0	.000	0	3	3	3.8	0	1	2	0	0	0	4.4	
TEMPLE	01/18/17	5	1-1	1.000	0-0	.000	0-0	.000	1	0	1	3.7	1	0	1	0	0	2	4.3	
at Tulane	01/21/17	10	3-5	.600	0-0	.000	1-2	.500	1	2	3	3.6	0	0	0	1	0	0	7.44	
XAVIER	01/26/17	4	0-2	.000	0-0	.000	0-0	.000	0	1	0	1.5	1	0	0	0	0	0	4.2	
USF	01/29/17	17	4-8	.500	1-1	1.000	0-2	.000	2	5	7	3.7	2	1	0	0	5	9	4.4	
at Tulane	02/01/17	6	0-0	.000	0-0	.000	0-0	.000	0	0	0	3.5	0	1	0	0	1	0	4.2	
UCONN	02/04/17	10	0-0	.000	0-0	.000	0-0	.000	2-4	.500	1	1	2	3.4	0	2	0	0	2.41	
UCF	02/08/17	6	1-2	.500	0-0	.000	0-0	.000	1	0	1	3.3	3	0	0	0	0	2	4.0	
at SMU	02/12/17	4	0-0	.000	0-0	.000	0-0	.000	0	0	0	3.2	0	0	0	0	0	0	3.9	
at USF	02/15/17	7	0-0	.000	0-0	.000	0-0	.000	0	1	1	3.1	1	0	1	1	2	0	3.7	
TULSA	02/18/17	10	0-0	.000	0-0	.000	0-0	.000	0	1	1	3.0	0	0	1	0	2	0	3.6	
MEMPHIS	02/23/17	8	2-2	1.000	0-0	.000	2-2	1.000	0	1	1	3.0	0	0	0	0	1	6	3.7	
at UCF	2/26/17	2	0-1	.000	0-0	.000	0-0	.000	0	0	0	2.9	2	0	1	0	0	0	3.6	
HOUSTON	03/02/17	8	1-3	.333	0-0	.000	0-0	.000	0	1	1	2.8	1	0	0	0	0	2	3.5	
at UConn	3/5/17	5	0-3	.000	0-0	.000	0-0	.000	0	1	1	2.7	0	0	0	0	0	0	3.4	
vs Tulsa	3/10/17	11	1-2	.500	0-0	.000	0-0	.000	1	1	2	2.7	2	0	0	0	0	2	3.3	
at UConn	3/11/17	3	0-0	.000	0-0	.000	0-0	.000	0	0	0	2.6	0	0	0	0	0	0	3.2	
vs SMU	3/12/17	1	0-0	.000	0-0	.000	0-0	.000	0	0	0	2.6	0	0	0	0	0	0	3.1	
vs UCLA	03/19/17	3	0-0	.000	0-0	.000	0-0	.000	0	1	1	2.5	0	0	0	0	0	0	3.1	
Totals		0	356	45-90	.500	1-3	.333	16-32	.500	24	64	88	2.5	25	20	16	15	17	107	3.1



# #14 JACKSON BART

FORWARD • 6-5 • 215 • R-SOPHOMORE • 1L • OKLAHOMA CITY, OKLA. (ORAL ROBERTS)

**2017-18 Season (R-Sophomore):** Grabbed his first collegiate rebound vs. Memphis (12/31) ... scored his first collegiate points, hitting a three-pointer at the buzzer against Richmond (11/21) ... hit a three-pointer against Alabama State (11/27).

**2016-17 Season (R-Freshman):** Played in eight games as a walk-on reserve, averaging 1.4 minutes ... attempted a pair of three-pointers against Tulane (1/1) ... saw a season-high three minutes of action against USF (1/29).

**Prior to Cincinnati:** Was redshirted his freshman season at Oral Roberts (2014-15) ... did not attend college during the 2015-16 academic year ... averaged 9.5 points and 8.0 rebounds as a senior at Bartlesville High School in 2013-14 ... helped guide the Bruins to a regional championship, state tournament appearance and 23-4 record as a sophomore ... earned all-state accolades by the OCA/OBCA and Oklahoma Indian as a senior and was tabbed a Frontier Valley Conference Academic First Team selection ... twice named to the Arvest Invitational All-Tournament Team and also earned Conestoga Energy Classic All-Tournament honors ... holds school records for charges taken in a game (four), season (31) and career (50) ... coached by his father, Tim.

**Personal:** Born Jan. 11, 1996 in Oklahoma City, Oklahoma ... son of Tim and Kristi Bart ... father served as an assistant coach at Oral Roberts (1987-91) ... cousin, Chase Williams played football at Oklahoma during the 1999 campaign ... left-handed.

## SEASON & CAREER STATISTICS

2017-18 SEASON		CAREER
3, 2x (last vs. Alabama State, 11/27/17)	Pts	3, 2x (last vs. Alabama State, 11/27/17)
2, 2x (last vs. Richmond, 11/21/17)	FG Atts	2, 3x (last vs. Richmond, 11/21/17)
1, 2x (last vs. Alabama State, 11/27/17)	FG Made	1, 2x (last vs. Alabama State, 11/27/17)
2, 2x (last vs. Richmond, 11/21/17)	3PT-FG Atts	2, 3x (last vs. Richmond, 11/21/17)
1, 2x (last vs. Alabama State, 11/27/17)	3PT-FG Made	1, 2x (last vs. Alabama State, 11/27/17)
0	FT Atts	0
0	FT Made	0
1, 2x (last, vs. UCF, 2/6/18)	Rebs	1, 2x (last, vs. UCF, 2/6/18)
0	Assts	0
0	Stls	0
0	Blks	0
2, 2x (last, vs UCF, 2/6/18)	Mins	3 vs. USF, 1/29/17

## MISCELLANEOUS STATISTICS

CATEGORY	2016-17	2017-18	CAREER
Double-Figure Scoring Games	0	0	0
Double-Figure Rebounding Games	0	0	0
Double-Double Games	0	0	0
20-Point Scoring Games	0	0	0
Games Led UC in Scoring	0	0	0
Games Led UC in Rebounding	0	0	0
Games Led UC in Assists	0	0	0
Games With 3+ Assists	0	0	0
Games With 3+ Blocks	0	0	0
Games With 3+ Steals	0	0	0
Games With 3+ Three-Pointers	0	0	0

## GAME-BY-GAME STATISTICS

### 2017-18 (R-SOPHOMORE SEASON)


Opponent	Date	gs	min	Total		3-Pointers		Free throws		Rebounds				pf	a	t/o	blk	stl	pts	avg
				fg-fga	pct	3fg-fga	pct	ft-fga	pct	off	def	tot	avg							
SAVANNAH STATE	11/10/17	1	0-0	.000	0-0	.000	0-0	.000	0-0	0	0	0	0.0	0	0	0	0	0	0	0.0
WESTERN CAROLINA	11/13/17	2	0-2	.000	0-2	.000	0-0	.000	0-0	0	0	0	0.0	0	0	0	0	0	0	0.0
COPPIN STATE	11/16/17	1	0-0	.000	0-0	.000	0-0	.000	0-0	0	0	0	0.0	0	0	0	0	0	0	0.0
vs Richmond	11/21/17	1	1-2	.500	1-1	1.000	0-0	.000	0-0	0	0	0	0.0	0	0	0	0	0	3	0.8
vs Wyoming	11/22/17	1	0-0	.000	0-0	.000	0-0	.000	0-0	0	0	0	0.0	0	0	0	0	0	0	0.6
ALABAMA STATE	11/27/17	1	1-1	1.000	1-1	1.000	0-0	.000	0-0	0	0	0	0.0	0	0	0	0	0	3	1.0
UA-PINE BLUFF	12/19/17	1	0-0	.000	0-0	.000	0-0	.000	0-0	0	0	0	0.0	0	0	0	0	0	0	0.9
CLEVELAND STATE	12/21/17	1	0-0	.000	0-0	.000	0-0	.000	0-0	0	0	0	0.0	0	0	0	0	0	0	0.8
MEMPHIS	12/31/17	1	0-0	.000	0-0	.000	0-0	.000	0-0	1	0	1	0.1	0	0	0	0	0	0	0.7
TEMPLE	01/24/18	2	0-0	.000	0-0	.000	0-0	.000	0-0	0	0	0	0.1	0	0	0	0	0	0	0.6
UCF	02/06/18	2	0-0	.000	0-0	.000	0-0	.000	0-0	0	1	1	0.2	0	0	0	0	0	0	0.5
UCONN	02/22/18	1	0-1	.000	0-1	.000	0-0	.000	0-0	0	0	0	0.2	0	0	0	0	0	0	0.5
Totals		0	15	2-6	.333	2-5	.400	0-0	.000	1	1	2	0.2	0	0	0	0	0	6	0.5

### 2016-17 (R-FRESHMAN SEASON)

Opponent	Date	gs	min	Total		3-Pointers		Free throws		Rebounds				pf	a	t/o	blk	stl	pts	avg
				fg-fga	pct	3fg-fga	pct	ft-fga	pct	off	def	tot	avg							
ALBANY	11/14/16	1	0-0	.000	0-0	.000	0-0	.000	0-0	0	0	0	0.0	0	0	0	0	0	0	0.0
LIPSCOMB	11/26/16	1	0-0	.000	0-0	.000	0-0	.000	0-0	0	0	0	0.0	0	0	0	0	0	0	0.0
BOWLING GREEN	12/04/16	1	0-0	.000	0-0	.000	0-0	.000	0-0	0	0	0	0.0	0	0	0	0	0	0	0.0
TEXAS SOUTHERN	12/13/16	1	0-0	.000	0-0	.000	0-0	.000	0-0	0	0	0	0.0	0	0	1	0	0	0	0.0
FAIRLEIGH DICKINSON	12/17/16	2	0-0	.000	0-0	.000	0-0	.000	0-0	0	0	0	0.0	0	0	1	0	0	0	0.0
TULANE	01/01/17	2	0-2	.000	0-2	.000	0-0	.000	0-0	0	0	0	0.0	0	0	0	0	0	0	0.0
USF	01/29/17	3	0-0	.000	0-0	.000	0-0	.000	0-0	0	0	0	0.0	0	0	0	0	0	0	0.0
HOUSTON	03/02/17	0	0-0	.000	0-0	.000	0-0	.000	0-0	0	0	0	0.0	0	0	0	0	0	0	0.0
Totals		0	11	0-2	.000	0-2	.000	0-0	.000	0	0	0	0.0	2	0	0	0	0	0	0.0

## CAREER STATISTICS

			Total		3-Point		F-Throws		Rebounds											Scoring	
Season	gp-gs	min/avg	fg-fga	pct	fg-fga	pct	ft-fga	pct	off	def	tot	avg	pf	fo	ast	to	blk	stl	pts	avg	
2016-17	8-0	11/1.4	0-2	.000	0-2	.000	0-0	.000	0	0	0	0.0	2	0	0	0	0	0	0	0.0	
2017-18	12-0	15/1.3	2-6	.333	2-5	.400	0-0	.000	1	1	2	0.2	0	0	0	0	0	0	6	0.5	
TOTAL	20-0	26/1.3	2-8	.250	2-7	.286	0-0	.000	1	1	2	0.1	2	0	0	0	0	0	6	0.3	



# #15 CANE BROOME

GUARD • 6-0 • 165 • JUNIOR • TR • EAST HARTFORD, CONN. (SACRED HEART)

## CONFERENCE AWARDS

- » Player of the Year Northeastern Conference (2015-16)
- » First Team (2015-16)
- » All-Rookie Team (2014-15)
- » Player of the Week (NEC: 4X: 2/22/16, 1/5/16, 11/16/15, 12/8/14)
- » Rookie of the Week (NEC: 5X: 3/2/15, 2/23/15, 1/26/15, 12/22/14, 12/8/14)

## OTHER HONORS

- » AP Honorable Mention All-American (2015-16)
- » USBWA All-District I First Team (2015-16)
- » All-ECAC First Team
- » NABC All-District 18 First Team (2015-16)

**2017-18 Season (Senior):** Tallied 13 points on 6-of-7 shooting in 25 minutes at Tulane (3/1) ... poured in 15 points on 5-of-7 shooting with a trio of threes against Tulsa (2/25) ... registered 13 points with four assists against UConn (2/22) ... tallied 16 points on 7-of-10 shooting with a pair of three-pointers in 28 minutes against Wichita State (2/18) ... scored 10 points with a pair of threes at UConn (2/3) ... tallied nine points with a pair of threes with six assists and one turnover in 28 minutes at Memphis (1/27) ... scored seven points with six assists and no turnovers in 28 minutes against ECU (1/20) ... handed out a season-high six assists against Cleveland State (12/21) ... scored a game-high 17 points on 6-of-9 shooting with a trio of threes against Arkansas-Pine Bluff (12/19) ... tallied a team-high 15 points on 6-of-8 shooting with a pair of steals vs. No. 5 Florida (12/19) ... registered 16 points on 6-of-12 shooting with a season-best five assists at Xavier (12/2) ... tallied 17 points on 6-of-11 shooting with five three-pointers and four assists in his Bearcat debut against Savannah State (11/10) ... led all Bearcats with a game-high 13 points against Richmond (11/21).

**2016-17 Season (Junior):** Sat out the 2016-17 season due to NCAA transfer rules.

**Prior to Cincinnati:** Earned numerous regional and national honors during the 2015-16 season, including Associated Press Honorable Mention All-America, United States Basketball Writers' Association (USBWA) All-District I, First Team All-ECAC, National Association of Basketball Coaches (NABC) All-District 18 accolades and First Team All-MET Basketball Writers' Association accolades ... named the 2015-16 Northeast Conference Player of the Year after ranking eighth in the nation in scoring at 23.1 points per game to go with 4.9 rebounds, 2.9 assists and 1.7 steals in 37.5 minutes for Sacred Heart ... became first underclassman voted NEC Player of the Year since 1992 ... broke the league's sophomore scoring record, becoming the first second-year player in the NEC to average at least 22.0 points per game since 1988-89 ... led all active sophomores in the country with 1,157 career points following the 2015-16 campaign ... scored 30 or more points five times during the 2015-16 season, including a 39-point effort at Fairleigh Dickinson on Feb. 20 ... ranking among the NEC leaders in points (first at 23.1), minutes played (first at 37.5), free-throw attempts (first at 203), three-pointers made (fourth at 2.2), steals (fifth at 1.7), assists (10th at 2.9) and free-throw percentage (14th at .768) in 2015-16 ... named to the NEC All-Rookie Team in 2014-15, ranking eighth in the league, averaging 14.2 points ... named NEC Rookie of the Week five times and NEC Player of the Week once as a freshman ... earned all-state honors and was a two-time all-conference performer at East Hartford High School averaging 27.0 points and 5.0 assists for the Hornets ... named a McDonald's All-American nominee and received NEPSAC AAA Honorable Mention accolades at Saint Thomas More, averaging 12.5 points and 6.0 assists.

**Personal:** Born Nov. 29, 1994 in Hartford, Connecticut ... Son of April Walden-Broome and Sam Broome ... Has a sister, Canei ... left-handed.

## SEASON & CAREER STATISTICS

### 2017-18 SEASON

17, 2x (last vs. UA-Pine Bluff, 12/19/17)	Pts	39 at Fairleigh Dickinson, 2/20/16•
12 at Xavier, 12/2/17	FG Atts	25, 2x (last vs. LIU Brooklyn, 3/2/16)•
7 vs. Wichita State, 2/18/18	FG Made	15 vs. LIU Brooklyn, 3/2/16•
9 vs. Savannah State, 11/12/17	3PT-FG Atts	13 at LIU Brooklyn, 1/27/16•
5 vs. Savannah State, 11/12/17	3PT-FG Made	6 at LIU Brooklyn, 1/27/16•
6 at Xavier, 12/2/17	FT Atts	22 at Fairleigh Dickinson, 2/20/16•
4 at UCLA, 12/16/17	FT Made	15 at Fairleigh Dickinson, 2/20/16•
4 vs. Savannah State, 11/12/17	Rebs	10, 2x (last at Bryant, 2/18/16)•
6 vs. Cleveland State, 12/21/17	Assts	6, 3x (vs. Cleveland State, 12/21/17)
3, 2x (last vs. UCF, 2/6/18)	Stls	4, 4x (last vs. Wagner, 1/9/16)•
1, 2x (last vs. Tulsa, 2/25/18)	Blks	2 at Brown, 12/28/14•
28, 2x (last vs. Wichita State, 2/18/18)	Mins	44 at Bryant, 3/4/15•


## MISCELLANEOUS STATISTICS

CATEGORY	2014-15•	2015-16•	2017-18	CAREER
Double-Figure Scoring Games	23	29	11	63
Double-Figure Rebounding Games	0	2	0	2
Double-Double Games	0	2	0	2
20-Point Scoring Games	6	20	0	26
Games Led Team in Scoring	10	25	3	38
Games Led Team in Rebounding	3	5	0	8
Games Led Team in Assists	3	14	9	26
Games With 3+ Assists	15	18	16	49
Games With 3+ Blocks	0	0	0	0
Games With 3+ Steals	5	9	3	18
Games With 3+ Three-Pointers	5	12	3	20

• - Statistics from player career at Sacred Heart

## CAREER STATISTICS

			Total		3-Point		F-Throws		Rebounds											Scoring	
Season	gp-gs	min/avg	fg-fga	pct	fg-fga	pct	ft-fa	pct	off	def	tot	avg	pf	fo	ast	to	blk	stl	pts	avg	
2014-15*	31-30	984/31.7	158-358	.441	42-128	.328	84-113	.743	15	107	122	3.9	62	1	77	71	6	33	442	14.3	
2015-16*	30-30	1124/37.5	236-530	.445	66-212	.311	156-203	.768	17	131	148	4.9	71	2	88	115	0	51	694	23.1	
2017-18	28-3	565/20.2	83-171	.485	30-69	.435	39-57	.684	13	30	43	1.5	41	0	85	43	2	27	235	8.4	
TOTAL	28-3	565/20.2	83-171	.485	30-69	.435	39-57	.684	13	30	43	1.5	41	0	85	43	2	27	235	8.4	
All*	89-63	2673/30.0	477-1059	.450	138-409	.337	279-373	.748	45	268	313	3.5	174	3	250	229	8	111	1371	15.4	



# #15 CANE BROOME

GUARD • 6-0 • 165 • JUNIOR • TR • EAST HARTFORD, CONN. (SACRED HEART)

## GAME-BY-GAME STATISTICS

### 2017-18 (JUNIOR SEASON)


Opponent	Date	gs	min	Total		3-Pointers		Free throws		Rebounds		pf	a	t/o	blk	stl	pts	avg
				fg-fga	pct	ft-fa	pct	off	def									
SAVANNAH STATE	11/10/17	*	20	6-11	.545	5-9	.556	0-0	.000	0	4	4	4.0	2	4	6	0	17 17.0
WESTERN CAROLINA	11/13/17		20	6-11	.545	2-3	.667	1-2	.500	1	1	2	3.0	2	4	0	3 15 16.0	
COPPIN STATE	11/16/17	*	21	1-3	.333	0-1	.000	2-4	.500	0	1	1	2.3	0	2	1	0 1 4 12.0	
vs Buffalo	11/20/17	*	12	0-1	.000	0-0	.000	2-2	1.000	0	2	2	2.3	3	1	2	0 1 2 9.5	
vs Richmond	11/21/17		23	5-7	.714	0-0	.000	3-4	.750	0	2	2	2.2	2	1	5	0 2 13 10.2	
vs Wyoming	11/22/17		14	4-8	.500	0-1	.000	2-2	1.000	2	0	2	2.2	2	3	2	0 2 10 10.2	
ALABAMA STATE	11/27/17		17	1-5	.200	0-2	.000	0-0	.000	0	0	0	1.9	1	4	0	0 2 9 9.0	
at Xavier	12/02/17		27	6-12	.500	1-4	.250	3-6	.500	0	2	2	1.9	4	5	2	0 1 16 9.9	
vs Florida	12/09/17		28	6-8	.750	1-2	.500	2-4	.500	0	3	3	2.0	2	0	2	1 2 15 10.4	
MISSISSIPPI ST.	12/12/17		20	1-4	.250	0-1	.000	0-0	.000	0	0	0	1.8	1	4	2	0 2 2 9.6	
at UCLA	12/16/17		20	2-6	.333	1-2	.500	4-4	1.000	1	1	2	1.8	0	3	1	0 1 9 9.5	
UA-PINE BLUFF	12/19/17		26	6-9	.667	3-5	.600	2-2	1.000	2	1	3	1.9	3	3	1	0 1 17 10.2	
CLEVELAND STATE	12/21/17		17	1-3	.333	1-2	.500	2-2	1.000	1	1	2	1.9	2	6	1	0 1 5 9.8	
SMU	01/07/18		12	0-3	.000	0-2	.000	3-4	.750	1	0	1	1.9	4	2	3	0 1 3 9.3	
at USF	1/13/18		21	1-2	.500	1-2	.500	3-5	.600	0	0	0	1.7	0	4	1	0 1 6 9.1	
at UCF	1/16/18		21	1-7	.143	1-3	.333	0-0	.000	0	2	2	1.8	1	5	2	0 0 3 8.7	
ECU	01/20/18		28	3-7	.429	1-2	.500	0-0	.000	2	1	3	1.8	0	6	0	0 1 7 8.6	
TEMPLE	01/24/18		12	1-3	.333	1-2	.500	0-0	.000	0	0	0	1.7	0	2	1	0 1 3 8.3	
at Memphis	1/27/18		28	3-7	.429	2-4	.500	1-3	.333	0	0	0	1.6	4	6	1	0 0 9 8.3	
HOUSTON	01/31/18		21	2-5	.400	0-2	.000	0-0	.000	1	1	2	1.7	0	1	2	0 0 4 8.1	
at UCONN	2/3/18		24	4-10	.400	2-4	.500	0-1	.000	0	0	0	1.6	0	3	2	0 1 10 8.2	
UCF	02/06/18		13	1-7	.143	1-5	.200	0-0	.000	0	0	0	1.5	0	5	2	0 3 3 7.7	
at SMU	02/11/18		17	0-1	.000	0-0	.000	3-5	.600	0	1	1	1.5	0	1	0	0 0 3 8.0	
at Houston	2/16/18		6	0-0	.000	0-0	.000	0-0	.000	0	0	0	1.4	2	1	0	0 0 0 7.4	
WICHITA STATE	02/18/18		28	7-10	.700	2-3	.667	0-1	.000	0	2	2	1.4	1	1	2	0 0 16 7.8	
UCONN	02/22/18		24	4-7	.571	1-3	.333	4-4	1.000	1	2	3	1.5	1	4	1	0 1 13 8.0	
TULSA	02/25/18		20	5-7	.714	3-4	.750	2-2	1.000	0	1	1	1.5	2	4	1	0 15 8.2	
at Tulane	03/01/18		25	6-7	.857	1-1	1.000	0-0	.000	1	2	3	1.5	2	0	0	0 1 13 8.4	
Totals			3	565	83-171	.485	30-69	.435	39-57	.684	13	30	43	1.5	41	85	43	2 27 235 8.4

### 2015-16 (SOPHOMORE SEASON)

Opponent	Date	S	Min	TOTAL		3PTERS		REBOUNDS									
				FG-FGA	Pct	3FG-FGA	Pct	FT-FTA	Pct	Off-Def-Tot	Avg	PF-FO	A	T/O	Blk	Stl	Pts-Avg
vs Quinnipiac	11/13/15	*	37	7-16	.438	1-6	.167	12-20	.600	0-6-6	6.0	3-0	0	1	0	4	27-27.0
at Yale	11/16/15	*	39	10-14	.714	3-7	.429	9-9	1.000	0-2-2	4.0	1-0	5	7	0	1	32-29.5
at UMass-Lowell	11/18/15	*	39	6-12	.500	1-5	.200	7-10	.700	1-9-10	6.0	2-0	3	5	0	1	20-26.3
at Fairfield	11/21/15	*	39	5-17	.294	3-9	.333	5-6	.833	0-3-3	5.3	1-0	4	3	0	1	18-24.3
at Holy Cross	11/25/15	*	39	7-14	.500	4-9	.444	1-2	.500	0-6-6	5.4	4-0	4	4	0	1	19-23.2
at UConn	12/2/15	*	37	3-16	.188	1-7	.143	0-0	.000	0-6-6	5.5	2-0	2	2	0	1	7-20.5
at Towson	12/5/15	*	34	3-13	.231	1-4	.250	3-4	.750	0-4-4	5.3	1-0	5	1	0	4	10-19.0
LAFAYETTE	12/12/15	*	38	7-20	.350	1-8	.125	5-6	.833	1-1-2	4.9	4-0	2	5	0	4	20-19.1
at Hartford	12/14/15	*	31	6-14	.429	3-9	.333	0-0	.000	0-6-6	5.0	4-0	4	5	0	1	15-18.7
at Northwestern	12/21/15	*	37	9-20	.450	5-11	.455	3-7	.429	1-2-3	4.8	3-0	2	6	0	1	26-19.4
at Hofstra	12/28/15	*	38	11-23	.478	3-10	.300	0-0	.000	2-6-8	5.1	1-0	2	5	0	1	25-19.9
at Robert Morris	1/2/16	*	40	11-22	.500	3-7	.429	8-9	.889	1-7-8	5.3	2-0	1	2	0	3	33-21.0
at Saint Francis	1/4/16	*	40	9-21	.429	1-4	.250	10-12	.833	0-4-4	5.2	4-0	3	4	0	1	29-21.6
FAIRLEIGH DICKINSON	1/7/16	*	40	8-15	.533	2-5	.400	6-10	.600	0-2-2	5.0	2-0	3	4	0	3	24-21.8
WAGNER	1/9/16	*	37	3-14	.214	2-7	.286	3-3	1.000	0-0-0	4.7	3-0	2	2	0	4	11-21.1
at Central Conn	1/14/16	*	38	10-17	.588	2-5	.400	2-2	1.000	1-1-2	4.5	4-0	3	3	0	0	24-21.3
at St. Francis Brooklyn	1/16/16	*	34	5-15	.333	2-6	.333	6-7	.857	1-4-5	4.5	0-0	2	2	0	0	18-21.1
MOUNT ST. MARY'S	1/21/16	*	37	9-19	.474	1-5	.200	5-5	1.000	0-6-6	4.6	2-0	4	6	0	0	24-21.2
at Wagner	1/24/16	*	36	4-10	.400	3-7	.429	6-8	.750	2-2-4	4.6	2-0	1	6	0	1	17-21.0
at LIU Brooklyn	1/27/16	*	39	11-25	.440	6-13	.462	10-13	.769	1-2-3	4.5	5-1	3	4	0	3	38-21.9
BRYANT	1/30/16	*	39	6-19	.316	2-8	.250	3-5	.600	0-4-4	4.5	3-0	2	4	0	2	17-21.6
ST. FRANCIS BROOKLYN	2/4/16	*	40	11-21	.524	1-7	.143	5-5	1.000	0-6-6	4.5	2-0	4	9	0	0	28-21.9
LIU BROOKLYN	2/6/16	*	35	6-18	.333	2-7	.286	5-9	.556	0-7-7	4.7	5-1	3	3	0	1	19-21.8
at Mount St. Mary's	2/11/16	*	36	9-18	.500	1-8	.125	1-1	1.000	0-5-5	4.7	2-0	1	5	0	1	20-21.7
CENTRAL CONN	2/13/16	*	30	9-15	.600	2-4	.500	8-9	.889	0-4-4	4.6	2-0	3	0	0	3	28-22.0
at Bryant	2/18/16	*	39	11-21	.524	0-4	.000	5-6	.833	3-7-10	4.8	1-0	4	5	0	3	27-22.2
at Fairleigh Dickinson	2/20/16	*	38	10-21	.476	4-11	.364	15-22	.682	1-5-6	4.9	1-0	6	0	0	1	39-22.8
ROBERT MORRIS	2/25/16	*	40	8-21	.381	0-6	.000	5-5	1.000	1-3-4	4.9	3-0	3	4	0	2	21-22.7
SAINT FRANCIS	2/27/16	*	38	7-14	.500	3-6	.500	6-6	1.000	0-4-4	4.8	0-0	6	2	0	1	23-22.7
LIU BROOKLYN	3/2/16	*	40	15-25	.600	3-7	.429	2-2	1.000	1-7-8	4.9	2-0	1	6	0	2	35-23.1
Totals			30	1124	236-530	.445	66-212	.311	156-203	.768	17-131-148	4.9	71-2	88	115	0	51 694-23.1

### 2014-15 (FRESHMAN SEASON)

Opponent	Date	S	Min	TOTAL		3PTERS		REBOUNDS									
				FG-FGA	Pct	3FG-FGA	Pct	FT-FTA	Pct	Off-Def	Total	Avg	PF-FO	A	T/O	Blk	Stl
vs. Hartford	11/14/14	*	25	3-9	.333	0-4	.000	2-2	1.000	1-0-1	1.0	2-0	1	2	0	2	8-8.0
UMASS-LOWELL	11/20/14	*	29	3-9	.333	0-4	.000	2-3	.667	0-6-6	3.5	2-0	5	2	1	1	8-8.0
at Ohio State	11/23/14	*	30	3-10	.300	1-4	.250	1-1	1.000	0-4-4	3.7	1-0	1	6	0	0	8-8.0
at James Madison	11/26/14	*	34	6-19	.316	1-7	.143	2-5	.400	3-5-8	4.8	3-0	4	3	1	3	15-9.8
CAMPBELL	11/30/14	*	22	2-6	.333	0-2	.000	3-3	1.000	0-2-2	4.2	0-0	1	1	0	2	7-9.2
at Colgate	12/3/14	*	38	9-13	.692	0-1	.000	3-3	1.000	0-4-4	4.2	3-0	2	3	0	3	21-11.2
HOLY CROSS	12/6/14	*	34	7-12	.583	2-3	.667	9-10	.900	0-9-9	4.9	2-0	3	3	0	1	25-13.1
at Lafayette	12/8/14	*	38	5-10	.500	2-5	.400	2-2	1.000	0-4-4	4.8	0-0	3	1	0	0	14-13.3
MITCHELL	12/14/14	*	21	6-7	.857	1-1	1.000	2-3	.667	0-1-1	4.3	1-0	4	1	0	2	15-13.4
NEW HAMPSHIRE	12/20/14	*	34	10-11	.909	2-3	.667	3-4	.750	0-4-4	4.3	1-0	1	0	0	2	25-14.6
at Rutgers	12/23/14	*	30	4-10	.400	1-4	.250	3-5	.600	0-3-3	4.2	0-0	2	5	0	0	12-14.4
at Brown	12/28/14	*	30	9-15	.600	3-5	.600	2-3	.667	0-5-5	4.3	5-1	4	2	2	3	23-15.1
YALE	12/30/14	*	28	1-8	.125	0-3	.000	0-0	.000	0-3-3	4.2	1-0	4	2	0	1	2-14.1
ST. FRANCIS BROOKLYN	1/3/15	*	34	5-10	.500	1-3	.333	2-5	.400	1-1-2	4.0	1-0	1	1	0	3	13-14.0
CENTRAL CONN	1/5/15	*	34	5-13	.385	2-5	.400	4-4	1.000	0-7-7	4.2	3-0	4	2	0	0	16-14.1
at LIU Brooklyn	1/8/15	*	43	7-17	.412	0-4	.000	2-2	1.000	3-2-5	4.3	4-0	2	1	0	3	16-14.3
SAINT FRANCIS	1/10/15	*	34	3-14	.214	1-4	.250	5-6	.833	1-6-7	4.4	3-0	1	1	0	1	12-14.1
at Saint Francis	1/16/15	*	37	5-14	.357	2-7	.286	1-2	.500	0-4-4	4.4	3-0	1	3	0	0	13-14.1
at Robert Morris	1/18/15	*	23	4-7	.571	0-2	.000	1-1	1.000	0-1-1	4.2	1-0	2	1	0	0	9-13.8
FAIRLEIGH DICKINSON	1/22/15	*	34	4-11	.364	1-2	.500	4-6	.667	2-4-6	4.3	3-0	3	7	0	0	13-13.8
at Bryant	1/24/15	*	29	7-10	.700	3-4	.750	1-1	1.000	1-3-4	4.3	2-0	1	0	1	0	18-14.0
at Wagner	1/29/15	*	31	5-13	.385	1-4	.250	1-2	.500	0-4-4	4.3	4-0	3	2	0	0	12-13.9
MOUNT ST. MARY'S	1/31/15	*	27	2-10	.200	0-1	.000	4-8	.500	0-4-4	4.3	3-0	1	6	0	0	8-13.6
WAGNER	2/5/15	*	35	5-12	.417	2-4	.500	4-4	1.000	1-1-2	4.2	2-0	3	2	0	1	16-13.7
BRYANT	2/7/15	*	40	4-13	.308	2-7	.286	7-8	.875	0-3-3	4.1	0-0	4	1	0	1	17-13.8
at Mount St. Mary's	2/12/15	*	20	2-9	.222	1-4	.250	0-1	.000	0-3-3	4.1	3-0	1	5	0	0	5-13.5
at St. Francis Brooklyn	2/14/15	*	31	3-8	.375	2-4	.500	4-4	1.000	0-1-1	4.0	3-0	2	1	0	0	12-13.4
ROBERT MORRIS	2/19/15	*	31	4-9	.444	3-6	.500	5-6	.833	0-1-1	3.9	2-0	5	1	0	8	16-13.5
at Central Conn	2/21/15	*	36	6-14	.429	3-7	.429	2-4	.500	1-3-4	3.9	2-0	3	1	1	1	17-13.7
at Fairleigh Dickinson	2/26/15	*	28	10-17	.588	2-4	.500	1-3	.333	0-7-7	4.0	1-0	1	4	0	0	23-14.0
at Bryant	3/4/15	*	44	9-18	.500	3-10	.300	2-2	1.000	1-2-3	3.9	1-0	4	1	0	1	23-14.3
Totals			30	984	158-358	.441	42-128	.328	84-113	.743	15-107-122	3.9	62-1	77	71	6	33 442-14.3



# #20 MAMOUDOU DIARRA

FORWARD • 6-9 • 215 • FRESHMAN • HS • BAMAKO, MALI (22 FEET ACADEMY [S.C.])

**2017-18 Season (Freshman):** Posted nine points and six rebounds in 12 minutes against Western Carolina (11/13/17).

**Prior to Cincinnati:** Helped 22 Feet Academy to a 29-9 record in 2016-17 while earning First Team All-Grind Session accolades and averaging 18.5 points, 10.2 rebounds and 3.2 blocks ... honored as one of 30 campers from 23 countries invited to participate in the NBA's Basketball Without Borders Camp surrounding the 2015 NBA All-Star Game.

**Personal:** Born Oct. 4, 1997 in Bamako, Mali ... son of Mastan Bah and Salifou Diarra ... has one sister, Kadidia ... his aunt Marietou Diarra played professional basketball in France ... right-handed ... named pronounced as "MAMA-doo DEE-are-eh."

## SEASON & CAREER STATISTICS

2017-18 SEASON			CAREER
9 vs. Western Carolina, 11/13/17	Pts	9	vs. Western Carolina, 11/13/17
6 vs. Western Carolina, 11/13/17	FG Atts	6	vs. Western Carolina, 11/13/17
3 vs. Western Carolina, 11/13/17	FG Made	3	vs. Western Carolina, 11/13/17
2 vs. Coppin State, 11/16/17	3PT-FG Atts	2	vs. Coppin State, 11/16/17
1 vs. Coppin State, 11/16/17	3PT-FG Made	1	vs. Coppin State, 11/16/17
4 vs. Western Carolina, 11/13/17	FT Atts	4	vs. Western Carolina, 11/13/17
3 vs. Western Carolina, 11/13/17	FT Made	3	vs. Western Carolina, 11/13/17
6 vs. Western Carolina, 11/13/17	Rebs	6	vs. Western Carolina, 11/13/17
1, 2x (last vs. UA-Pine Bluff, 12/19/17)	Assts	1, 2x (last vs. UA-Pine Bluff, 12/19/17)	
0	Stls	0	
2 vs. Alabama State, 11/27/17	Blks	2	vs. Alabama State, 11/27/17
12, 2x (last vs. UA-Pine Bluff, 12/19/17)	Mins	12, 2x (last vs. UA-Pine Bluff, 12/19/17)	

## MISCELLANEOUS STATISTICS

CATEGORY	2017-18	CAREER
Double-Figure Scoring Games	0	0
Double-Figure Rebounding Games	0	0
Double-Double Games	0	0
20-Point Scoring Games	0	0
Games Led UC in Scoring	0	0
Games Led UC in Rebounding	0	0
Games Led UC in Assists	0	0
Games With 3+ Assists	0	0
Games With 3+ Blocks	0	0
Games With 3+ Steals	0	0
Games With 3+ Three-Pointers	0	0

## GAME-BY-GAME STATISTICS

### 2017-18 (FRESHMAN SEASON)

Opponent	Date	gs	min	Total		3-Pointers		Free throws		Rebounds				pf	a	to	blk	stl	pts	avg
				fg-fga	pct	3fg-fga	pct	ft-fa	pct	off	def	tot	avg							
SAVANNAH STATE	11/10/17	0	0-0	.000	0-0	.000	0-0	.000	0	0	0	0.0	0	0	1	0	0	0	0	0.0
WESTERN CAROLINA	11/13/17	12	3-6	.500	0-0	.000	3-4	.750	2	4	6	3.0	1	0	0	1	0	9	4.5	
COPPIN STATE	11/16/17	9	1-5	.200	1-2	.500	2-2	1.000	1	2	3	3.0	0	1	1	1	0	5	4.7	
ALABAMA STATE	11/27/17	8	1-4	.250	0-0	.000	0-0	.000	1	1	2	2.8	1	0	0	2	1	2	4.0	
MISSISSIPPI ST.	12/12/17	1	0-0	.000	0-0	.000	0-0	.000	0	0	0	2.2	0	0	0	0	0	0	3.2	
UA-PINE BLUFF	12/19/17	12	1-3	.333	0-0	.000	0-0	.000	1	0	1	2.0	1	1	2	1	0	2	3.0	
MEMPHIS	12/31/17	4	1-2	.500	0-0	.000	0-0	.000	0	1	1	1.9	0	0	0	0	0	2	2.9	
Totals		0	46	7-20	.350	1-2	.500	5-6	.833	5	8	13	1.9	3	2	4	5	1	20	2.9

## CAREER STATISTICS

			Total		3-Point		F-Throws		Rebounds											Scoring	
Season	gp-gs	min/avg	fg-fga	pct	fg-fga	pct	ft-fa	pct	off	def	tot	avg	pf	fo	ast	to	blk	stl	pts	avg	
2017-18	7-0	46/6.6	7-20	.350	1-2	.500	5-6	.833	5	8	13	1.9	3	0	2	4	5	1	20	2.9	
TOTAL	7-0	46/6.6	7-20	.350	1-2	.500	5-6	.833	5	8	13	1.9	3	0	2	4	5	1	20	2.9	



# #22 ELIEL NSOSEME

FORWARD/CENTER • 6-9 • 220 • FRESHMAN • HS • KINSASHA, CONGO (RISE CENTRE ACADEMY [ONTARIO])

**2017-18 Season (Freshman):** Matched his season-high, playing 13 minutes against Wichita State (2/18) ... scored four points with a rebound and an assist in 11 minutes at SMU (2/11) ... tallied four points and five rebounds in 11 minutes against Temple (1/24) ... pulled down five rebounds and blocked three shots with a basket in four minutes against ECU (1/20) ... posted five points with four rebounds in nine minutes vs. Memphis (12/31) ... recorded a season-best four blocks in eight minutes at Xavier (12/2) ... pulled down eight rebounds in 13 minutes against Savannah State (11/10).

**Prior to Cincinnati:** Averaged 14 points, 13 rebounds and 6.5 blocks while earning team most valuable player honors at The RISA Centre Academy in Brantford, Ontario, Canada ... named a 2016 Adidas Nation All-Star for team Canada ... earned most valuable player honors at the 2016 Pinky Lewis Invitational ... produced six triple-doubles (points, rebounds, blocks) while averaging 14 points, 11 rebounds and six blocks per game during the 2015-16 season at Clarkson Academy in Mississauga, Ontario, Canada.

**Personal:** Born June 18, 1997 in Kinshasa, the Democratic Republic of Congo ... son of Nicole and Jean Nsoseme ... has four sisters, Grace, Dora, Mirielle, Miriette, and a brother, David ... left-handed ... named pronounced as "A-lee-el SO-sem-A."

## SEASON & CAREER STATISTICS

2017-18 SEASON		CAREER
4, 2x (last at SMU, 2/11/18)	Pts	4, 2x (last at SMU, 2/11/18)
3, 2x (last at SMU, 2/11/18)	FG Atts	3, 2x (last at SMU, 2/11/18)
2, 2x (last at SMU, 2/11/18)	FG Made	2, 2x (last at SMU, 2/11/18)
0	3PT-FG Atts	0
0	3PT-FG Made	0
5 vs. Savannah State, 11/10/17	FT Atts	5 vs. Savannah State, 11/10/17
1, 4x (last vs. UCF, 2/6/18)	FT Made	1, 4x (last vs. UCF, 2/6/18)
8 vs. Savannah State, 11/10/17	Rebs	8 vs. Savannah State, 11/10/17
2 vs. Coppin State, 11/16/17	Assts	2 vs. Coppin State, 11/16/17
1, 2x at UCLA, 12/16/17	Stls	1, 2x at UCLA, 12/16/17
4 at Xavier, 12/2/17	Blks	4 at Xavier, 12/2/17
13, 3x (last vs. Wichita State, 2/18/18)	Mins	13, 3x (last vs. Wichita State, 2/18/18)

## MISCELLANEOUS STATISTICS

CATEGORY	2017-18	CAREER
Double-Figure Scoring Games	0	0
Double-Figure Rebounding Games	0	0
Double-Double Games	0	0
20-Point Scoring Games	0	0
Games Led UC in Scoring	0	0
Games Led UC in Rebounding	0	0
Games Led UC in Assists	0	0
Games With 3+ Assists	0	0
Games With 3+ Blocks	2	2
Games With 3+ Steals	0	0
Games With 3+ Three-Pointers	0	0


## GAME-BY-GAME STATISTICS

### 2017-18 (FRESHMAN SEASON)

Opponent	Date	gs	min	Total		3-Pointers		Free throws		Rebounds		pf	a	t/o	blk	stl	pts	avg		
				fg-fga	pct	3fg-fga	pct	ft-fa	pct	off	def								tot	avg
SAVANNAH STATE	11/10/17	13	1-3	.333	0-0	.000	1-5	.200	4	4	8	2	0	2	1	0	3	3.0		
COPPIN STATE	11/16/17	13	1-1	1.000	0-0	.000	0-1	.000	1	4	5	6.5	3	2	1	0	2	2.5		
vs Buffalo	11/20/17	0	0-0	.000	0-0	.000	0-0	.000	0	0	0	4.3	0	0	1	0	0	1.7		
vs Richmond	11/21/17	7	0-0	.000	0-0	.000	0-1	.000	0	1	1	3.5	1	0	0	0	0	1.3		
vs Wyoming	11/22/17	2	0-0	.000	0-0	.000	1-2	.500	0	0	0	2.8	0	0	0	0	0	1.2		
ALABAMA STATE	11/27/17	8	0-0	.000	0-0	.000	0-1	.000	2	2	4	3.0	1	0	1	0	0	1.0		
at Xavier	12/02/17	8	0-0	.000	0-0	.000	0-0	.000	0	3	3	3.0	2	1	0	4	1	0.9		
vs Florida	12/09/17	1	0-0	.000	0-0	.000	0-0	.000	0	0	0	2.6	1	0	1	0	0	0.8		
at UCLA	12/16/17	6	0-0	.000	0-0	.000	0-0	.000	0	1	1	2.4	0	0	0	0	1	0.7		
UA-PINE BLUFF	12/19/17	7	0-0	.000	0-0	.000	0-0	.000	0	1	1	2.3	0	1	1	0	0	0.6		
CLEVELAND STATE	12/21/17	2	0-0	.000	0-0	.000	0-0	.000	0	1	1	2.2	0	0	0	0	0	0.5		
MEMPHIS	12/31/17	9	2-5	.400	0-0	.000	1-3	.333	1	3	4	2.3	1	0	0	0	5	0.9		
at Temple	01/04/18	2	0-0	.000	0-0	.000	0-0	.000	0	1	1	2.2	0	0	0	0	0	0.8		
SMU	01/07/18	4	0-0	.000	0-0	.000	0-0	.000	0	0	0	2.1	0	0	0	0	0	0.8		
at USF	1/13/18	1	0-0	.000	0-0	.000	0-0	.000	0	0	0	1.9	0	0	0	0	0	0.7		
ECU	01/20/18	4	1-2	.500	0-0	.000	0-1	.000	3	2	5	2.1	0	0	1	3	0	2.8		
TEMPLE	01/24/18	11	2-2	1.000	0-0	.000	0-1	.000	3	2	5	2.3	1	0	0	0	4	1.0		
at Memphis	1/27/18	1	0-0	.000	0-0	.000	0-0	.000	0	0	0	2.2	1	0	0	0	0	0.9		
UCF	02/06/18	12	1-2	.500	0-0	.000	1-2	.500	2	2	4	2.3	4	0	1	1	3	1.1		
at SMU	02/11/18	11	2-3	.667	0-0	.000	0-1	.000	1	0	1	2.2	1	1	0	0	4	1.2		
at Houston	2/15/18	2	0-0	.000	0-0	.000	0-0	.000	0	0	0	2.1	0	0	0	0	0	1.1		
WICHITA STATE	02/18/18	13	0-0	.000	0-0	.000	0-0	.000	0	0	0	2.0	2	0	1	0	0	1.1		
UCONN	02/22/18	9	1-2	.500	0-0	.000	0-2	.000	1	0	1	2.0	0	0	0	0	1	2.1		
TULSA	02/25/18	1	0-0	.000	0-0	.000	0-0	.000	0	0	0	1.9	0	0	0	0	0	1.1		
at Tulane	03/01/18	5	0-0	.000	0-0	.000	0-0	.000	0	0	0	1.8	2	0	1	1	0	1.0		
Totals		0	152	11-20	.550	0-0	.000	4-20	.200	18	27	45	1.8	22	5	11	10	3	26	1.0

## CAREER STATISTICS

			Total		3-Point		F-Throws		Rebounds										Scoring	
Season	gp-gs	min/avg	fg-fga	pct	fg-fga	pct	ft-fa	pct	off	def	tot	avg	pf	fo	ast	to	blk	stl	pts	avg
2017-18	25-0	152/6.1	11-20	.550	0-0	.000	4-20	.200	18	27	45	1.8	22	0	5	11	10	3	26	1.0
TOTAL	25-0	152/6.1	11-20	.550	0-0	.000	4-20	.200	18	27	45	1.8	22	0	5	11	10	3	26	1.0



# #24 KYLE WASHINGTON

FORWARD • 6-9 • 230 • SENIOR • 1L • CHAMPLIN, MINN. (NC STATE)

## CONFERENCE AWARDS

- » Second Team (2016-17)
- » Player of the Week (12/5/16)
- » Weekly Honor Roll (7x: 2/12/18, 2/13/17, 2/6/17, 1/16/17, 1/9/17, 11/28/16 & 11/21/16)

## OTHER AWARDS

- » Lute Olson Award National Player of the Week (12/18/17)
- » Naismith Memorial Hall of Fame Tip-Off All-Tournament Team (2016)

## MOMENTS

- » Scored a career-high 27 points on 11-of-18 shooting with a trio of threes & eight rebounds vs. UConn (2/4/17)
- » Posted 24 points on 11-of-13 shooting with six rebounds and three blocks vs. Bowling Green (12/4/16)
- » Posted 23 points on 8-of-15 shooting with 10 rebounds and four blocks against No. 21 Rhode Island (11/19/16)
- » Pulled down a career-high 17 rebounds vs. Penn State (11/20/16), most by a Bearcat since Cedric McGowan grabbed 20 rebounds vs. DePaul in 2006.
- » Scored in double figures nine times during 2014-15 season at NC State, including in six games against teams that later advanced to the NCAA Tournament
- » Recorded a double-double with 14 points and 10 rebounds as a freshman at No. 1

**2017-18 Season (Senior):** Scored a game-high 16 points on 7-of-12 shooting with seven rebounds and two blocks at Tulane (3/1) ... registered a team-high 17 points on 8-of-12 shooting with a team-high eight rebounds and two blocks at SMU (2/11) ... posted a double-double with 13 points and a game-high 11 rebounds while shooting 6-of-10 from the floor at UConn (2/3) ... tallied 19 points on 6-of-8 shooting with a trio of threes, five rebounds and three blocks against Houston (1/31) ... pulled down a game-high 10 rebounds at Memphis (1/27) ... tallied 13 points with nine rebounds in 23 minutes against Temple (1/24) ... scored 17 points on 7-of-12 shooting and matched his season high with three blocks against ECU (1/20) ... produced 14 points and six rebounds, going a career-best 8-of-8 from the free throw line at USF (1/13) ... scored 13 of his game-high 18 points in the second half helping UC to a 55-53 comeback win at Temple (1/4) ... registered 14 points with a game-high nine rebounds against Cleveland State (12/21) ... posted a season-high 19 points on 7-of-11 shooting while matching a career-high with four steals at UCLA (12/16) ... poured in 16 points on 8-of-15 shooting with five rebounds against Mississippi State (12/12) ... registered his first double-double of the season with 16 points and a game-high 11 rebounds against Wyoming (11/22) ... posted 14 points with seven rebounds and two blocks against Western Carolina (11/13).

**2016-17 Season (Junior):** Started 35 of 36 games played, averaging 12.9 points, 6.8 rebounds and 1.2 blocks while shooting 51.0 percent (184 of 361) from the field in 24.7 minutes ... named second team all-conference ... tabbed The American's Player of the Week (12/5) and The American's Weekly Honor Roll six times (11/21, 11/28, 1/9, 1/16, 2/6, 2/13) ... ranked among the conference leaders in field goal percentage (fifth at .510), double-doubles (tied for sixth with seven), blocks (tied for ninth at 1.2), rebounds (14th at 6.8) and points (17th at 12.9) ... registered four 20-point games ... led the team in double-figure games 24 times, scoring 13 times and rebounding 11 times ... named to the Naismith Memorial Hall of Fame Tip-Off All-Tournament Team after averaging a combined 19.5 points, 13.5 rebounds and 2.5 blocks against No. 21 Rhode Island (11/19) and Penn State (11/20) ... scored a career-high 27 points on 11-of-18 shooting with a trio of threes and eight rebounds vs. UConn (2/4) ... pulled down a career-high 17 rebounds against Penn State (11/20), the most by a Bearcat since Cedric McGowan grabbed 20 rebounds vs. DePaul in 2006 ... posted 24 points on 11-of-13 shooting with six rebounds and three blocks against Bowling Green (12/4) ... recorded 12 points, eight rebounds and four blocks against No. 24 Xavier (1/26).

**2015-16 Season (Junior):** Sat out the 2015-16 season due to NCAA transfer rules.

**Prior to Cincinnati:** Started 18 of 34 games as a sophomore at NC State in 2014-15, averaging 6.8 points and 4.1 rebounds in 17.8 minutes ... reached double figures in scoring in nine games, including six matchups against teams that participated in the NCAA Tournament ... scored a season-high 17 points twice, at Purdue (12/2/14) and against North Carolina (1/14/15) ... started 25 of 36 games as a freshman for the Wolfpack during the 2013-14 campaign, averaging 4.2 points and 4.0 rebounds in 19.9 minutes ... posted a double-double with a season-high 14 points and 10 rebounds at No. 1 Syracuse (2/15/14) ... pulled down seven rebounds and blocked four shots against North Carolina (2/26/14) ... ranked in the top 100 nationally by Rivals.com (93) and ESPN.com (97) ... averaged 12 points and 10 rebounds at Brewster Academy (New Hampshire) during the 2012-13 season ... helped lead the Bobcats to a 32-6 record and the 2013 NEPSAC championship ... averaged 15 points and 10 rebounds at The Hotchkiss School (Connecticut) during the 2011-12 season ... earned three varsity letters at Benilde-St. Margaret's School (Minnesota) from 2009-11.

**Personal:** Born Aug. 18, 1993 ... Son of Tami Hill-Washington and Curtis Washington ... has one brother, Tyler ... left-handed.

## SEASON & CAREER STATISTICS

### 2017-18 SEASON

		CAREER (• SET AT NC STATE)
19 at UCLA, 12/16/17	Pts	27 vs. UConn, 2/4/17
15 vs. Mississippi State, 12/12/17	FG Atts	18 vs. UConn, 2/4/17
8, 3x (last at SMU, 2/11/18)	FG Made	11, 2x (last vs. UConn, 2/4/17)
4 at Tulane, 3/1/18	3PT-FG Atts	5, 2x (last vs. UCF, 2/8/17)
1, 6x (last at Tulane, 3/1/18)	3PT-FG Made	3 vs. UConn, 2/4/17
6, 2x (last at UCLA, 12/16/17)	FT Atts	14 vs. Xavier, 1/26/17
6 vs. Buffalo, 11/20/17	FT Made	7 vs. Miami, 3/13/14•
11, 2x (last at UConn, 2/3/18)	Rebs	17 vs. Penn State, 11/20/16
1, 9x (last at UConn, 2/3/18)	Assts	5, 2x (last at SMU, 2/12/17)
4 at UCLA, 12/16/17	Stls	4, 2x (last at UCLA, 12/16/17)
3, 2x (last vs. UConn, 2/22/18)	Blks	4, 6x (last vs. Xavier, 1/26/17)
31 vs. Mississippi State, 12/12/17	Mins	38 at SMU, 2/12/17


## MISCELLANEOUS STATISTICS

CATEGORY	2014-15•	2015-16•	2016-17	2017-18	CAREER
Double-Figure Scoring Games	4	9	23	18	54
Double-Figure Rebounding Games	3	2	7	3	15
Double-Double Games	1	2	7	2	12
20-Point Scoring Games	0	0	4	0	4
Games Led Team in Scoring	0	2	13	6	21
Games Led Team in Rebounding	4	9	11	6	30
Games Led Team in Assists	0	0	1	0	1
Games With 3+ Assists	0	1	2	0	3
Games With 3+ Blocks	2	5	6	5	18
Games With 3+ Steals	0	0	1	1	2
Games With 3+ Three-Pointers	0	0	1	1	2

•-Statistics from playing career at NC State

## CAREER STATISTICS

Season	gp-gs	min/avg	Total		3-Point		F-Throws		Rebounds				Scoring							
			fg-fga	pct	fg-fga	pct	ft-fa	pct	off	def	tot	avg	pf	fo	ast	to	blk	stl	pts	avg
2013-14*	36-25	718/19.9	73-168	.435	0-2	.000	27-48	.563	29	110	139	3.9	77	1	16	35	21	6	173	4.8
2014-15*	34-18	604/17.8	98-210	.467	7-13	.538	28-39	.718	40	99	139	4.1	71	0	15	32	37	7	231	6.8
2016-17	36-35	889/24.7	184-361	.510	15-42	.357	81-114	.711	78	165	243	6.8	91	2	31	53	42	13	464	12.9
2017-18	30-28	681/22.7	136-259	.525	16-41	.390	49-67	.731	45	115	160	5.3	57	0	9	39	42	9	337	11.2
TOTAL	66-63	1570/23.8	320-620	.516	31-83	.373	130-181	.718	123	280	403	6.1	148	2	40	92	84	22	801	12.1
All*	136-106	2892/21.3	491-998	.492	38-98	.388	185-268	.690	192	489	681	5.0	296	3	71	159	142	35	1205	8.9



# #24 KYLE WASHINGTON

FORWARD • 6-9 • 230 • SENIOR • 1L • CHAMPLIN, MINN. (NC STATE)

## GAME-BY-GAME STATISTICS

### 2017-18 (SENIOR SEASON AT CINCINNATI)


Opponent	Date	gs	min	Total		3-Pointers		Free throws		Rebounds			pf	a	t/o	blk	stl	pts	avg		
				fg-fga	pct	3fg-fga	pct	ft-fa	pct	off	def	tot									
SAVANNAH STATE	11/10/17	*	16	2-3	.667	0-0	.000	1-1	1.000	0	4	4	4.0	3	0	2	0	5	5.0		
WESTERN CAROLINA	11/13/17		18	4-7	.571	1-1	1.000	5-5	1.000	1	6	7	5.5	2	0	3	2	0	14	9.5	
COPPIN STATE	11/16/17	*	20	5-11	.455	0-1	.000	1-4	.250	1	5	6	5.7	1	1	0	2	0	11	10.0	
vs Buffalo	11/20/17	*	24	3-8	.375	1-1	1.000	6-6	1.000	3	1	4	5.3	2	0	0	0	0	13	10.8	
vs Richmond	11/21/17		18	2-2	1.000	0-0	.000	2-2	1.000	1	1	2	4.6	2	1	2	0	1	6	9.8	
vs Wyoming	11/22/17	*	29	8-12	.667	0-0	.000	0-1	.000	4	7	11	5.7	3	1	1	2	0	16	10.8	
ALABAMA STATE	11/27/17	*	13	4-5	.800	0-0	.000	0-0	.000	2	3	5	5.6	0	0	0	0	0	8	10.4	
at Xavier	12/02/17	*	14	0-4	.000	0-1	.000	0-0	.000	0	2	2	5.1	1	0	0	1	0	0	9.1	
vs Florida	12/09/17	*	23	4-8	.500	1-1	1.000	2-2	1.000	0	4	4	5.0	3	0	4	1	1	11	9.3	
MISSISSIPPI ST.	12/12/17	*	31	8-15	.533	0-1	.000	0-0	.000	0	5	5	5.0	1	1	1	1	0	16	10.0	
at UCLA	12/16/17	*	29	7-11	.636	1-2	.500	4-6	.667	0	4	4	4.9	2	1	2	2	4	19	10.8	
UA-PINE BLUFF	12/19/17	*	17	2-6	.333	0-0	.000	1-4	.250	0	2	2	4.7	0	0	1	0	1	5	10.3	
CLEVELAND STATE	12/21/17	*	25	6-7	.857	0-1	.000	2-5	.400	4	5	9	5.0	2	0	1	0	0	14	10.6	
MEMPHIS	12/31/17	*	14	2-6	.333	0-0	.000	2-3	.667	1	1	2	4.8	3	0	0	2	0	6	10.3	
at Temple	01/04/18	*	22	8-14	.571	2-3	.667	0-0	.000	3	3	6	4.9	4	1	0	1	0	18	10.8	
SMU	01/07/18	*	28	4-12	.333	1-4	.250	0-0	.000	2	6	8	5.1	3	0	2	1	0	9	10.7	
at USF	1/13/18	*	30	3-7	.429	0-1	.000	8-8	1.000	3	3	6	5.1	3	0	2	3	0	14	10.9	
at UCF	1/16/18	*	24	3-7	.429	1-3	.333	0-0	.000	1	3	4	5.1	2	0	0	1	0	7	10.7	
ECU	01/20/18	*	25	7-12	.583	0-0	.000	3-3	1.000	3	0	3	4.9	0	1	1	3	0	17	11.0	
TEMPLE	01/24/18	*	23	5-12	.417	1-2	.500	2-2	1.000	2	7	9	5.2	1	0	1	1	0	13	11.1	
at Memphis	1/27/18	*	35	2-9	.222	0-2	.000	0-1	.000	1	9	10	5.4	4	1	5	2	0	4	10.8	
HOUSTON	01/31/18	*	26	6-8	.750	3-4	.750	4-6	.667	0	5	5	5.4	2	0	0	3	0	19	11.1	
at UCONN	2/3/18	*	29	6-10	.600	1-2	.500	0-0	.000	4	7	11	5.6	1	1	1	1	0	13	11.2	
UCF	02/06/18	*	17	6-9	.667	1-3	.333	0-0	.000	2	1	3	5.5	3	0	1	3	1	13	11.3	
at SMU	02/11/18	*	18	8-12	.667	0-1	.000	1-1	1.000	1	7	8	5.6	1	0	1	2	0	17	11.5	
at Houston	2/15/18	*	28	4-9	.444	0-1	.000	2-3	.667	1	3	4	5.5	2	0	4	1	0	10	11.5	
WICHITA STATE	02/18/18	*	17	3-5	.600	0-1	.000	0-1	.000	0	2	2	5.4	2	0	1	2	0	6	11.3	
UConn	02/22/18	*	19	3-9	.333	1-1	1.000	2-2	1.000	1	2	3	5.3	2	0	1	3	0	9	11.2	
TULSA	02/25/18	*	23	4-7	.571	0-0	.000	0-0	.000	0	4	4	5.3	2	0	1	0	0	8	11.1	
at Tulane	03/01/18	*	26	7-12	.583	1-4	.250	1-1	1.000	4	3	7	5.3	0	0	1	2	1	16	11.2	
Totals			28	681	136-259	525	16-41	.390	49-67	.731	45	115	160	5.3	57	9	39	42	9	337	11.2

### 2016-17 (JUNIOR SEASON AT CINCINNATI)

Opponent	Date	gs	min	Total		3-Pointers		Free throws		Rebounds			pf	a	t/o	blk	stl	pts	avg		
				fg-fgA	pct	3fg-3fgA	pct	ft-ftA	pct	off	def	tot								avg	
BROWN	11/11/16	*	25	6-11	.545	0-2	.000	4-4	1.000	4	8	12	12.0	1	5	3	2	0	16	16.0	
ALBANY	11/14/16	*	20	6-8	.750	0-0	.000	1-5	.200	2	1	3	7.5	3	0	0	0	0	13	14.5	
vs Rhode Island	11/19/16	*	37	8-15	.533	2-3	.667	5-6	.833	3	7	10	8.3	3	0	2	4	1	23	17.3	
vs Penn State	11/20/16	*	34	7-16	.438	0-0	.000	2-2	1.000	3	14	17	10.5	3	2	4	1	0	16	17.0	
SAMFORD	11/23/16	*	22	8-11	.727	0-0	.000	2-2	1.000	5	7	12	10.8	4	1	1	3	0	18	17.2	
LIPSCOMB	11/26/16	*	23	6-9	.667	0-0	.000	3-5	.600	1	1	2	9.3	3	2	1	1	1	15	16.8	
at Iowa State	12-01-16	*	31	6-15	.400	1-3	.333	0-1	.000	4	6	10	9.4	3	1	1	1	0	13	16.3	
BOWLING GREEN	12/04/16	*	23	11-13	.846	0-0	.000	2-2	1.000	1	5	6	9.0	2	0	1	3	0	24	17.3	
at Butler	12/10/16	*	19	2-8	.250	2-4	.500	1-2	.500	0	0	0	8.0	5	0	1	0	0	7	16.1	
TEXAS SOUTHERN	12/13/16	*	18	4-8	.500	0-0	.000	0-2	.000	1	8	9	8.1	0	1	0	1	1	8	15.3	
FAIRLEIGH DICKINSON	12/17/16	*	21	6-7	.857	0-0	.000	0-0	.000	2	6	8	8.1	0	0	5	0	0	12	15.0	
MARSHALL	12/22/16	*	14	4-9	.444	0-0	.000	0-0	.000	3	2	5	7.8	1	0	2	1	0	8	14.4	
at Temple	12/28/16	*	18	2-9	.222	1-3	.333	1-2	.500	3	4	7	7.8	1	0	1	1	0	6	13.8	
TULANE	01/01/17	*	23	3-5	.600	0-0	.000	3-3	1.000	0	3	3	7.4	1	4	1	1	2	9	13.4	
at Houston	1/7/17	*	34	8-17	.471	1-3	.333	2-4	.500	2	7	9	7.5	3	0	2	2	1	19	13.8	
SMU	01/12/17	*	28	5-7	.714	1-1	1.000	0-0	.000	1	4	5	7.4	2	3	2	3	0	11	13.6	
at East Carolina	01/15/17	*	26	6-15	.400	0-0	.000	4-4	1.000	3	8	11	7.6	1	0	1	3	0	16	13.8	
TEMPLE	01/18/17	*	22	7-14	.500	0-0	.000	2-2	1.000	3	1	4	7.4	1	0	2	1	0	16	13.9	
at Tulane	01/21/17	*	9	2-3	.667	0-0	.000	0-0	.000	1	0	1	7.1	5	1	1	1	0	4	13.4	
XAVIER	01/26/17	*	28	4-8	.500	0-0	.000	4-14	.286	3	5	8	7.1	3	1	2	4	0	12	13.3	
USF	01/29/17	*	17	5-7	.714	0-0	.000	3-4	.750	1	2	3	6.9	1	0	1	1	0	13	13.3	
at Tulsa	02/01/17	*	23	3-7	.429	0-0	.000	4-4	1.000	2	6	8	7.0	4	1	3	0	0	10	13.1	
UConn	02/04/17	*	30	11-18	.611	3-5	.600	2-2	1.000	0	8	8	7.0	4	2	3	0	0	27	13.7	
UCF	02/08/17	*	33	6-13	.462	2-5	.400	0-0	.000	4	7	11	7.2	2	1	1	2	4	14	13.8	
at SMU	02/12/17	*	38	4-11	.364	1-4	.250	2-3	.667	3	3	6	7.1	4	0	2	2	1	11	13.6	
at USF	02/15/17	*	26	4-11	.364	0-0	.000	5-6	.833	6	3	9	7.2	1	1	0	2	0	13	13.6	
TULSA	02/18/17	*	31	7-9	.778	0-0	.000	4-7	.571	1	5	6	7.1	3	1	1	2	1	18	13.8	
MEMPHIS	02/23/17	*	25	5-7	.714	0-0	.000	6-6	1.000	1	5	6	7.1	4	0	1	0	0	16	13.9	
at UCF	2/26/17	*	30	3-15	.200	1-2	.500	0-0	.000	2	7	9	7.2	2	0	1	0	0	7	13.6	
HOUSTON	03/02/17	*	27	3-11	.273	0-1	.000	3-3	1.000	4	3	7	7.2	3	1	3	0	0	9	13.5	
at UConn	3/5/17	*	21	2-6	.333	0-1	.000	3-4	.750	2	4	6	7.1	4	2	1	0	1	7	13.3	
vs Tulsa	3/10/17	*	24	8-10	.800	0-0	.000	5-5	1.000	2	4	6	7.1	2	0	0	0	0	21	13.5	
at UConn	3/11/17	*	15	0-5	.000	0-1	.000	0-0	.000	0	1	1	6.9	4	0	0	0	0	0	13.1	
vs SMU	3/12/17	*	24	5-7	.714	0-1	.000	2-2	1.000	3	2	5	6.9	4	0	1	0	0	12	13.1	
vs Kansas State	03/17/17	*	21	5-6	.833	0-0	.000	6-8	.750	1	3	4	6.8	2	1	1	0	0	16	13.1	
vs UCLA	03/19/17	*	29	2-10	.200	0-3	.000	0-0	.000	1	5	6	6.8	2	0	1	0	0	4	12.9	
Totals			35	889	184-361	510	15-42	.357	81-114	.711	78	165	243	6.8	91	31	53	42	13	464	12.9

### 2014-15 (SOPHOMORE SEASON AT NC STATE)

Opponent	Date	S	Min	TOTAL		3PTERS		REBOUNDS										
				FG-FGA	Pct	3FG-FGA	Pct	FT-FTA	Pct	Off-Def-Tot	Ag	PF-FO	A	TO	Blk	Stl	Pts-Avg	
JACKSON STATE	11/14/14	*	18	2-5	.400	0-0	.000	3-4	.750	0-9-9	9.0	1-0	1	1	2	0	7-7.0	
HOFSTRA	11/17/14	*	21	1-6	.167	0-1	.000	0-1	.000	1-5-6	7.5	4-0	0	3	1	0	2-4.5	
JACKSONVILLE	11/20/14	*	12	3-4	.750	0-0	.000	1-1	1.000	0-1-1	5.3	4-0	1	0	2	0	7-5.3	
USF	11/23/14		16	4-10	.400	0-0	.000	0-0	.000	2-3-5	5.3	1-0	0	0	0	0	8-6.0	
RICHMOND	11/26/14		27	3-6	.500	1-1	1.000	2-2	1.000	3-2-5	5.2	0-0	0	2	2	0	9-6.6	
BOISE STATE	11/28/14	*	21	3-8	.375	0-1	.000	2-2	1.000	0-6-6	5.3	3-0	0	0	0	0	8-6.8	
at Purdue	12/2/14		28	8-15	.533	1-1	1.000	0-0	.000	3-6-9	5.9	2-0	0	0	2	0	17-8.3	
WAKE FOREST	12/6/14		20	3-5	.600	0-0	.000	0-1	.000	0-3-3	5.5	2-0	0	2	1	1	6-8.0	
CHARLESTON SO.	12/12/14		17	2-4	.500	0-0	.000	0-0	.000	2-0-2	5.1	2-0	2	1	3	0	4-7.6	
WOFFORD	12/14/14		20	1-7	.143	0-0	.000	0-0	.000	1-4-5	5.1	3-0	0	3	1	1	2-7.0	
TENNESSEE	12/17/14	*	15	0-3	.000	0-1	.000	2-2	1.000	0-2-2	4.8	0-0	0	1	1	0	2-6.5	
vs. West Virginia	12/20/14	*	30	1-3	.333	0-0	.000	3-4	.750	1-1-2	4.6	3-0	1	1	1	0	5-6.4	
LOUISIANA TECH	12/23/14	*	24	5-8	.625	0-0	.000	1-1	1.000	2-8-10	5.0	3-0	0	1	1	1	11-6.8	
CINCINNATI	12/30/14	*	22	4-10	.4000	0-0	.000	2-2	1.000	3-3-6	5.1	2-0	0	2	1	1	10-7.0	
PITTSBURGH	1/3/15	*	10	0-3	.000	0-0	.000	0-0	.000	0-2-2	4.9	3-0	0	1	1	0	0-6.5	
at Virginia	1/7/15	*	24	6-11	.545	1-3	.333	0-2	.000	3-7-10	5.2	2-0	0	2	0	0	13-6.9	
DUKE	1/11/15	*	20	4-7	.571	1-1	1.000	0-0	.000	0-2-2	5.0	3-0	3	0	4	0	9-7.1	
NORTH CAROLINA	1/14/15	*	30	8-14	.571	1-1	1.000	0-0	.000	2-1-3	4.9	3-0	1	1	1	1	17-7.6	
at Florida State	1/17/15	*	24	4-8	.500	0-0	.000	0-0	.000	2-4-6	4.9	2-0	0	1	4	1	8-7.6	
at Miami	1/22/15	*	16	4-9	.444	0-0	.000	0-0	.000	1-0-1	4.8	4-0	1	0	1	0	8-7.7	
NOTRE DAME	1/25/15	*	23	6-8	.750	0-0	.000	0-0	.000	2-4-6	4.8	2-0	1	1	0	0	12-7.9	
CLEMSON	1/28/15	*	14	1-6	.167	0-0	.000	1-2	5.000	1-2-3	4.7	3-0	0	0	1	0	3-7.6	
at Georgia Tech	1/31/15	*	35	5-12	.417	0-0	.000	4-4	1.000	2-3-5	4.7	4-0	1	1	1	0	14-7.9	
at Wake Forest	2/3/15	*	13	1-2	.500	0-0	.000	0-0	.000	0-3-3	4.7	4-0	0	3	0	0	2-7.7	
VIRGINIA	2/11/15	*	28	3-8	.375	1-2	.500	0-0	.000	3-3-6	4.7	0-0	0	2	3	1	7-7.6	
at Louisville	2/14/15	*	7	1-3	.333	0-0	.000	0-0	.000	1-3-4	4.7	1-0	0	0	0	0	2-7.4	
at North Carolina	2/24/15		13	0-3	.000	0-0	.000	0-0	.000	0-3-3	4.6	0-0	0	0	0	0	0-7.1	
at Boston College	2/28/15		18	5-8	.625	0-0	.000	4-7	.571	3-4-7	4.7	1-0	1	0	1	0	14-7.4	
SYRACUSE	3/7/15		6	0-1	.000	0-0	.000	0-0	.000	0-1-1	4.6	1-0	0	0	3	0	0-7.1	
vs. Pittsburgh	3/11/15		5	0-0	.000	0-0	.000	0-0	.000	0-1-1	4.5	0-0	1	0	0	0	0-6.9	
vs. Duke	3/12/15		3	1-2	.500	0-0	.000	0-0	.000	0-0-0	4.3	0-0	0	0	0	0	2-6.7	
vs. LSU	3/19/15		12	4-5	.800	1-1	1.0000	0-0	.000	2-2-4	4.3	4-0	1	1	0	0	9-6.8	
vs. Villanova	3/21/15		3	1-1	1.000	0-0	.000	0-0	.000	0-0-0	4.2	1-0	1	0	0	0	2-6.7	
vs. Louisville	3/27/15		9	4-5	.800	0-0	.000	3-4	.750	0-1-1	4.1	3-0	0	1	0	0	11-6.8	
Totals			18	604	98-210	.467	7-13	.538	28-39	.718	40-99-139	4.1	71-0	15	32	37	7	231-6.8



# #31 SAM MARTIN

GUARD • 5-10 • 160 • FRESHMAN • HS • CINCINNATI, OHIO (SUMMIT COUNTRY DAY)

**2017-18 Season (Freshman):** Took two shots and grabbed a rebound in four minutes of play against Temple (1/24) ... handed out two assists in two minutes of play vs. Memphis (12/31) ... collected his first collegiate points with a pair of free throws against Richmond (11/21).

**Prior to Cincinnati:** Averaged 15.4 points 3.0 rebounds, 2.8 assists and 2.4 steals as a senior at Summit Country Day ... helped guide the Silver Knights to a 26-1 record and regional championship appearance in 2016-17 ... named an Associated Press Division III second team all-state selection as a senior ... chosen Miami Valley Conference Player of the Year and league first team accolades as a junior and senior ... helped lead Summit Country Day to a pair of soccer state titles as a junior and senior, combining for a 42-4-1 record ... tallied 38 goals, 24 assists and 100 points as a senior ... named all-midwest region, all-state first team and all-southwest Ohio first team selection as a senior ... set records during 2016 for most goals in a state championship game, most goals in a state semifinal game and most goals and most points in the city ... played basketball for his father, Scott, at St. Xavier High School as a freshman and sophomore.

**Personal:** Born Nov. 16, 1998 in Cincinnati, Ohio ... son of Carrie and Scott Martin ... has two sisters, Rachel and Lily ... his father, Scott, played basketball at Rollins College (1988-91) ... right-handed.

## SEASON & CAREER STATISTICS

### 2017-18 SEASON

	Pts	CAREER
2 vs. Richmond, 11/21/17	2 vs. Richmond, 11/21/17	
2 vs. Temple, 1/24/18	FG Atts	2 vs. Temple, 1/24/18
0	FG Made	0
1 vs. UA-Pine Bluff, 12/19/17	3PT-FG Atts	1 vs. UA-Pine Bluff, 12/19/17
0	3PT-FG Made	0
2 vs. Richmond, 11/21/17	FT Atts	2 vs. Richmond, 11/21/17
2 vs. Richmond, 11/21/17	FT Made	2 vs. Richmond, 11/21/17
1 vs. Temple, 1/24/18	Rebs	1 vs. Temple, 1/24/18
2 vs. Memphis, 12/31/17	Assts	2 vs. Memphis, 12/31/17
0	Stls	0
0	Blks	0
4 vs. Temple, 1/24/18	Mins	4 vs. Temple, 1/24/18

## MISCELLANEOUS STATISTICS

CATEGORY	2017-18	CAREER
Double-Figure Scoring Games	0	0
Double-Figure Rebounding Games	0	0
Double-Double Games	0	0
20-Point Scoring Games	0	0
Games Led UC in Scoring	0	0
Games Led UC in Rebounding	0	0
Games Led UC in Assists	0	0
Games With 3+ Assists	0	0
Games With 3+ Blocks	0	0
Games With 3+ Steals	0	0
Games With 3+ Three-Pointers	0	0


## GAME-BY-GAME STATISTICS

### 2017-18 (FRESHMAN SEASON)

Opponent	Date	gs	min	Total	3-Pointers	Free throws	Rebounds	pf	a	to	blk	stl	pts	avg
SAVANNAH STATE	11/10/17	1	0-0	.000	0-0	.000	0-0	.000	0	0	0	0	0	0.0
WESTERN CAROLINA	11/13/17	1	0-1	.000	0-0	.000	0-0	.000	0	0	0	0	0	0.0
COPPIN STATE	11/16/17	1	0-0	.000	0-0	.000	0-0	.000	0	0	0	0	0	0.0
vs Richmond	11/21/17	2	0-0	.000	0-0	.000	2-2	1.000	0	0	0	2	0	0.5
vs Wyoming	11/22/17	1	0-0	.000	0-0	.000	0-0	.000	0	0	0	1	0	0.4
ALABAMA STATE	11/27/17	1	0-0	.000	0-0	.000	0-0	.000	0	0	0	0	0	0.3
UA-PINE BLUFF	12/19/17	2	0-1	.000	0-1	.000	0-0	.000	0	0	0	0	1	0.3
MEMPHIS	12/31/17	2	0-0	.000	0-0	.000	0-0	.000	0	0	0	1	2	0.3
TEMPLE	01/24/18	4	0-2	.000	0-0	.000	0-0	.000	0	1	1	1	0	0.2
UCF	02/06/18	4	0-1	.000	0-1	.000	0-0	.000	0	0	0	1	0	0.2
Totals		0	19	0-5	.000	0-2	.000	2-2	1.000	0	1	1	0.1	0.2

## CAREER STATISTICS

Season	gp-gs	min/avg	Total	3-Point	F-Throws	Rebounds	pf	fo	ast	to	blk	stl	pts	avg
2017-18	10-0	19/1.9	0-5 .000	0-2 .000	2-2 1.000	0 1 1 0.1	5	0	2	2	0	0	2	0.2
TOTAL	10-0	19/1.9	0-5 .000	0-2 .000	2-2 1.000	0 1 1 0.1	5	0	2	2	0	0	2	0.2



# #32 JOHN KOZ

GUARD • 6-1 • 190 • SOPHOMORE • 1L • CLEVELAND, OHIO/BAY HIGH SCHOOL

**2016-17 Season (Freshman):** Pulled down two rebounds in two minutes against UCF (2/6) ... scored his first collegiate basket, playing two minutes against Temple (1/24) ... played in six games as a reserve, averaging 0.0 points, 0.3 rebounds and 0.3 assists in 1.7 minutes ... grabbed one rebound and handed out one assist against both Bowling Green (12/4) and USF (1/29) ... attempted one shot against Texas Southern (12/13) and USF (1/29) ... played a season-high three minutes against USF (1/29) ... named to Bearcats Academic Honor Roll for both the 2016 fall and 2017 spring semesters.

**Prior to Cincinnati:** Averaged 21.6 points, 4.8 rebounds and 2.4 assists as a senior at Bay High School, helping lead the Rockets to a 25-4 record and the school's first appearance in the Division II state semifinals ... set the school record for career points (1,279) and points in a season (604 as a senior) ... named the Great Lakes Conference Most Valuable Player in 2015-16 ... named all-state twice and all-conference three times ... helped lead Bay High School to two conference championships ... three-year starting quarterback on football team, missed most of senior campaign due to injury but still helped the Rockets to a 10-win season ... guided the team to the school's first playoff wins as a junior ... coached in basketball by Jared Shetzer and football by Ron Rutt

**Personal:** Born December 19, 1997 in Cleveland, Ohio ... son of Courtney and John Koz ... has three sisters: Chloe, Claudia and Kayla ... his cousin, Matt Koz, wrestled at Chattanooga ... his dad played football at Baldwin Wallace ... right-handed ... pronunciation of last name rhymes with nose.

## SEASON & CAREER STATISTICS

### 2017-18 SEASON

	Pts	CAREER
2 vs. Temple, 1/24/18	2 vs. Temple, 1/24/18	
1 vs. Temple, 1/24/18	FG Atts	1, 2x (last vs. Temple, 1/24/18)
0	FG Made	0
0	3PT-FG Atts	1, 2x (last vs. USF, 1/29/17)
0	3PT-FG Made	0
0	FT Atts	0
0	FT Made	0
2 vs. UCF, 2/6/18	Rebs	2 vs. UCF, 2/6/18
1 vs. Alabama State, 11/27/17	Assts	1, 3x (last vs. Alabama State, 11/27/17)
0	Stls	0
0	Blks	0
1, 6x (last vs. Memphis, 12/31/17)	Mins	3 vs. USF, 1/29/17

## MISCELLANEOUS STATISTICS

CATEGORY	2016-17	2017-18	CAREER
Double-Figure Scoring Games	0	0	0
Double-Figure Rebounding Games	0	0	0
Double-Double Games	0	0	0
20-Point Scoring Games	0	0	0
Games Led UC in Scoring	0	0	0
Games Led UC in Rebounding	0	0	0
Games Led UC in Assists	0	0	0
Games With 3+ Assists	0	0	0
Games With 3+ Blocks	0	0	0
Games With 3+ Steals	0	0	0
Games With 3+ Three-Pointers	0	0	0

## GAME-BY-GAME STATISTICS

### 2017-18 (SOPHOMORE SEASON)

Opponent	Date	gs	min	Total	3-Pointers	Free throws	Rebounds												
				fg-fga	pct	3fg-fga	pct	ft-fga	pct	off	def	tot	avg	pf	a	to	blk	stl	pts
SAVANNAH STATE	11/10/17	1	0-0	.000	0-0	.000	0-0	.000	0	0	0	0.0	0	0	0	0	0	0	0.0
WESTERN CAROLINA	11/13/17	1	0-0	.000	0-0	.000	0-0	.000	0	0	0	0.0	0	0	0	0	0	0	0.0
COPPIN STATE	11/16/17	1	0-0	.000	0-0	.000	0-0	.000	0	0	0	0.0	0	0	0	0	0	0	0.0
ALABAMA STATE	11/27/17	1	0-0	.000	0-0	.000	0-0	.000	0	0	0	0.0	0	1	0	0	0	0	0.0
UA-PINE BLUFF	12/19/17	1	0-0	.000	0-0	.000	0-0	.000	0	0	0	0.0	0	0	0	0	0	0	0.0
MEMPHIS	12/31/17	1	0-0	.000	0-0	.000	0-0	.000	0	0	0	0.0	0	0	0	0	0	0	0.0
TEMPLE	01/24/18	2	1-1	1.000	0-0	.000	0-0	.000	0	0	0	0.0	0	0	0	0	0	2	0.3
UCF	02/06/18	2	0-0	.000	0-0	.000	0-0	.000	1	1	2	0.3	0	0	1	0	0	0	0.3
Totals		0	10	1-1	1.000	0-0	.000	0-0	.000	1	1	2	0.3	0	1	1	0	0	2

### 2016-17 (FRESHMAN SEASON)

Opponent	Date	gs	min	Total	3-Pointers	Free throws	Rebounds												
				fg-fga	pct	3fg-fga	pct	ft-fga	pct	off	def	tot	avg	pf	a	to	blk	stl	pts
ALBANY	11/14/16	1	0-0	.000	0-0	.000	0-0	.000	0	0	0	0.0	0	0	0	0	0	0	0.0
BOWLING GREEN	12/04/16	1	0-0	.000	0-0	.000	0-0	.000	0	1	1	0.5	0	1	0	0	0	0	0.0
TEXAS SOUTHERN	12/13/16	1	0-1	.000	0-1	.000	0-0	.000	0	0	0	0.3	0	0	0	0	0	0	0.0
FAIRLEIGH DICKINSON	12/17/16	2	0-0	.000	0-0	.000	0-0	.000	0	0	0	0.3	0	0	0	0	0	0	0.0
TULANE	01/01/17	2	0-0	.000	0-0	.000	0-0	.000	0	0	0	0.2	0	0	0	0	0	0	0.0
USF	01/29/17	3	0-1	.000	0-1	.000	0-0	.000	0	1	1	0.3	0	1	0	0	0	0	0.0
Totals		0	10	0-2	.000	0-2	.000	0-0	.000	0	2	2	0.3	0	2	0	0	0	0.0

## CAREER STATISTICS

			Total		3-Point		F-Throws		Rebounds										Scoring	
Season	gp-gs	min/avg	fg-fga	pct	fg-fga	pct	ft-fga	pct	off	def	tot	avg	pf	fo	ast	to	blk	stl	pts	avg
2016-17	6-0	10/1.7	0-2	.000	0-2	.000	0-0	.000	0	2	2	0.3	0	0	2	0	0	0	0	0.0
2017-18	8-0	10/1.3	1-1	1.000	0-0	.000	0-0	.000	1	1	2	0.3	0	0	1	1	0	0	2	0.3
TOTAL	14-0	20/1.4	1-3	.333	0-2	.000	0-0	.000	1	3	4	0.3	0	0	3	1	0	0	2	0.1



# #33 NYSIER BROOKS

CENTER • 6-11 • 250 • SOPHOMORE • 1L • PHILADELPHIA, PA. (ADVANCED PREP INTERNATIONAL [TEXAS])

**2017-18 Season (Sophomore):** Grabbed five rebounds in five minutes at Houston (2/18) ... pulled down six rebounds in 12 minutes against UCF (2/6) ... tallied six points with a block and a steal in 13 minutes against Houston (1/31) ... scored eight points and brought down five rebounds in 11 minutes vs. ECU (1/20) ... grabbed a team-high seven rebounds at Temple (1/4) ... tallied eight points on 4-of-5 shooting against Cleveland State (12/21) ... scored seven points in 16 minutes against Arkansas-Pine Bluff (12/19) ... pulled down a career-best eight rebounds in his first career start against Western Carolina (11/13) ... grabbed seven rebounds in 11 minutes against Savannah State (11/10).

**2016-17 Season (Freshman):** Played in 33 games as a reserve, averaging 2.4 points, 1.6 rebounds and 0.7 blocks in 8.5 minutes ... scored 10 points on 4-of-5 shooting with four rebounds and three blocks against Samford (11/23) ... tallied eight points in a season-high 16 minutes against USF (1/29) ... grabbed a season-high five rebounds at UConn (3/5) ... recorded a season-best five blocks with four rebounds at East Carolina (1/15) ... had eight points with three rebounds against Fairleigh Dickinson (12/17) ... named to the Dean's List and Bearcats Honor Roll for the 2017 spring semester.

**Prior to Cincinnati:** Averaged eight points, eight rebounds and three assists in 2015-16 with Advanced Prep International ... posted double-double numbers at Life Center Academy (Burlington, New Jersey) during the 2014-15 season, averaging 12 points and 10 rebounds to go along with four blocks ... tabbed a three-star prospect according to all recruiting sites.

**Personal:** Born Dec. 5, 1996 in Philadelphia, Pennsylvania ... son of Monique Brooks and John Mitchell ... guardian is James Johns ... Has four brothers: Nyeem Brooks, Nymier Brooks, Knoney Mitchell and Ethan Mitchell as well as four sisters: Napree Brooks, Brittany Mitchell, Kaniyah Mitchell and Nyeera Mitchell ... right-handed ... first name pronounced "nah-SEER."

## SEASON & CAREER STATISTICS

2017-18 SEASON		CAREER
9 vs. Alabama State, 11/27/17	Pts	10 vs. Samford, 11/23/16
7, 2x (last at SMU, 2/11/18)	FG Atts	7, 2x (last at SMU, 2/11/18)
4, 2x (last vs. ECU, 1/20/18)	FG Made	4, 3x (last vs. ECU, 1/20/18)
0	3PT-FG Atts	0
0	3PT-FG Made	0
6 vs. Alabama State, 11/27/17	FT Atts	6 vs. Alabama State, 11/27/17
3, 3x (last vs. UCF, 2/6/17)	FT Made	3, 3x (last vs. UCF, 2/6/17)
8 vs. Western Carolina, 11/13/17	Rebs	8 vs. Western Carolina, 11/13/17
2 vs. Western Carolina, 11/13/17	Assts	2 vs. Western Carolina, 11/13/17
2 vs. Wyoming, 11/22/17	Stls	2 vs. Wyoming, 11/22/17
2, 2x (last at USF, 1/13/18)	Blks	5 at East Carolina, 1/15/17
19 at SMU, 2/11/18	Mins	19 at SMU, 2/11/18

## MISCELLANEOUS STATISTICS

CATEGORY	2016-17	2017-18	CAREER
Double-Figure Scoring Games	1	0	1
Double-Figure Rebounding Games	0	0	0
Double-Double Games	0	0	0
20-Point Scoring Games	0	0	0
Games Led UC in Scoring	0	0	0
Games Led UC in Rebounding	0	2	2
Games Led UC in Assists	0	0	0
Games With 3+ Assists	0	0	0
Games With 3+ Blocks	2	0	2
Games With 3+ Steals	0	0	0
Games With 3+ Three-Pointers	0	0	0

## GAME-BY-GAME STATISTICS

### 2017-18 (SOPHOMORE SEASON)

Opponent	Date	gs	min	Total		3-Pointers		Free throws		Rebounds					pf	a	t/o	blk	stl	pts	avg	
				fg-fga	pct	ft-fa	pct	off	def	tot	avg											
SAVANNAH STATE	11/10/17	11	1-3	333	0-0	.000	1-2	.500	2	5	7	7	0	1	3	3	0	0	1	3	3.0	
WESTERN CAROLINA	11/13/17 *	12	2-5	400	0-0	.000	0-0	.000	4	4	8	7.5	2	2	2	1	1	4	3.5			
COPPIN STATE	11/16/17	9	1-1	1,000	0-0	.000	0-0	.000	0	2	2	5.7	1	1	1	0	0	2	3.0			
vs Buffalo	11/20/17	16	0-1	.000	0-0	.000	2-2	1.000	0	2	2	4.8	0	0	0	0	1	2	2.8			
vs Richmond	11/21/17 *	15	1-2	500	0-0	.000	0-0	.000	0	1	1	4.0	2	0	2	1	0	2	2.6			
vs Wyoming	11/22/17	10	0-1	.000	0-0	.000	2-2	1.000	1	1	2	3.7	2	0	1	0	2	2	2.5			
ALABAMA STATE	11/27/17	13	3-3	1,000	0-0	.000	3-6	.500	1	0	1	3.3	1	0	0	0	0	9	3.4			
at Xavier	12/02/17	6	0-1	.000	0-0	.000	0-0	.000	0	0	0	2.9	0	0	0	2	1	0	3.0			
vs Florida	12/09/17	3	1-1	1,000	0-0	.000	0-0	.000	0	2	2	2.8	2	0	0	0	0	0	2.9			
MISSISSIPPI ST.	12/12/17	8	0-0	.000	0-0	.000	0-0	.000	0	1	1	2.6	0	0	0	0	0	0	2.6			
at UCLA	12/16/17	5	1-1	1,000	0-0	.000	0-0	.000	0	1	1	2.5	4	0	0	0	0	2	2.5			
UA-PINE BLUFF	12/19/17	16	2-3	.667	0-0	.000	3-4	.750	0	1	1	2.3	3	0	0	0	0	0	7.29			
CLEVELAND STATE	12/21/17	12	4-5	800	0-0	.000	0-0	.000	2	0	2	2.3	0	1	1	1	1	8	3.3			
MEMPHIS	12/31/17	17	3-6	500	0-0	.000	0-0	.000	0	3	3	2.4	2	0	2	0	0	0	6.35			
at Temple	01/04/18	16	1-3	333	0-0	.000	0-0	.000	0	4	3	2.7	3	0	2	1	0	1	2.34			
SMU	01/07/18	5	0-0	.000	0-0	.000	0-0	.000	0	2	2	2.6	1	0	0	0	0	0	3.2			
at USF	1/13/18	9	2-2	1,000	0-0	.000	2-2	1.000	1	1	2	2.6	3	0	1	2	0	6	3.4			
at UCF	1/16/18	10	1-2	500	0-0	.000	0-0	.000	0	0	0	2.4	2	0	0	0	1	0	2	3.3		
ECU	01/20/18	11	4-7	571	0-0	.000	0-0	.000	4	1	5	2.6	3	1	1	0	0	0	8.35			
TEMPLE	01/24/18	6	0-1	.000	0-0	.000	0-0	.000	0	2	2	2.6	1	0	1	0	0	0	3.4			
at Memphis	1/27/18	4	0-0	.000	0-0	.000	0-0	.000	0	2	2	2.5	0	0	0	0	1	0	3.2			
HOUSTON	01/31/18	13	3-3	1,000	0-0	.000	0-0	.000	0	0	0	2.4	2	0	0	1	1	6	3.3			
at UCONN	2/3/18	10	0-0	.000	0-0	.000	0-0	.000	0	0	0	2.3	4	0	2	1	1	0	3.2			
UCF	02/06/18	12	0-4	.000	0-0	.000	3-4	.750	5	1	6	2.5	2	0	2	0	1	3	3.2			
at SMU	02/11/18	19	2-7	286	0-0	.000	0-2	.000	2	3	5	2.6	3	1	0	1	1	4	3.2			
at Houston	2/15/18	5	0-1	.000	0-0	.000	0-0	.000	0	5	5	2.7	2	0	1	1	0	0	3.1			
WICHITA STATE	02/18/18	9	0-0	.000	0-0	.000	0-0	.000	0	0	0	2.6	3	0	1	1	0	0	3.0			
UCONN	02/22/18	12	1-4	250	0-0	.000	0-2	.000	1	2	3	2.6	1	1	0	1	0	2	2.9			
TULSA	02/25/18	1	0-1	.000	0-0	.000	0-0	.000	0	0	0	2.5	0	1	0	0	0	0	2.8			
at Tulane	03/01/18	11	2-2	1,000	0-0	.000	0-0	.000	2	1	3	2.5	1	0	0	0	0	0	4.29			
Totals		2	306	35-70	.500	.000	16-26	.615	29	46	75	2.5	51	7	21	16	11	86	2.9			

### 2016-17 (FRESHMAN SEASON)

Opponent	Date	gs	min	Total		3-Pointers		Free throws		Rebounds				pf	a	t/o	blk	stl	pts	avg
				fg-fga	pct	3fg-fga	pct	ft-ftha	pct	off	def	tot	avg							
BROWN	11/11/16	8	0-0	.000	0-0	.000	1-2	.500	0	1	1	1	0	2	0	0	0	0	1	1.0
ALBANY	11/14/16	7	0-1	.000	0-0	.000	1-2	.500	0	1	1	1	0	2	1	0	1	0	1	1.0
vs Rhode Island	11/19/16	1	0-0	.000	0-0	.000	1-2	.500	0	0	0	0	0	0	0	1	0	0	1	1.0
vs Penn State	11/20/16	4	0-2	.000	0-0	.000	0-0	.000	0	1	1	0	8	2	0	0	1	0	0.8	
SAMFORD	11/23/16	15	4-5	800	0-0	.000	2-3	.667	2	2	4	1	4	0	0	1	3	1	10	2.6
LIPSCOMB	11/26/16	9	2-4	500	0-0	.000	1-1	1.000	0	0	0	1	2	2	0	0	0	0	5	3.0
at Iowa State	12-01-16	8	1-1	1,000	0-0	.000	0-0	.000	3	1	4	1	6	1	0	2	0	0	2	2.9
BOWLING GREEN	12/04/16	13	2-3	.667	0-0	.000	2-4	.500	1	0	1	1	5	3	0	0	0	0	6	3.3
at Butler	12/10/16	1	0-0	.000	0-0	.000	0-0	.000	0	0	0	0	1	3	0	0	0	0	0	2.9
TEXAS SOUTHERN	12/13/16	10	2-3	.667	0-0	.000	2-2	1.000	0	2	2	1	4	2	0	0	1	0	6	3.2
FAIRLEIGH DICKINSON	12/17/16	15	3-5	600	0-0	.000	2-4	.500	1	2	3	1	5	2	0	0	1	1	8	3.6
MARSHALL	12/22/16	10	1-2	500	0-0	.000	0-0	.000	0	0	0	1	4	1	0	0	1	0	2	3.5
at Temple	12/28/16	3	0-1	.000	0-0	.000	0-0	.000	0	1	1	2	5	2	0	1	1	0	0	3.2
TULANE	01/01/17	15	2-3	.667	0-0	.000	1-2	.500	0	1	1	1	4	5	0	1	1	0	5	3.4
at Houston	1/7/17	5	0-0	.000	0-0	.000	0-0	.000	0	1	1	1	4	1	0	1	0	0	0	3.1
SMU	01/12/17	2	0-0	.000	0-0	.000	0-0	.000	0	0	0	1	3	1	0	0	0	0	0	2.9
at East Carolina	01/15/17	13	1-3	333	0-0	.000	0-0	.000	1	3	4	1	5	0	1	2	5	1	2	2.9
TEMPLE	01/18/17	9	1-1	1,000	0-0	.000	0-0	.000	0	1	1	1	4	1	0	0	2	0	2	2.8
at Tulane	01/21/17	12	0-1	.000	0-0	.000	0-0	.000	2	1	3	1	5	4	1	3	0	0	0	2.7
XAVIER	01/26/17	12	2-3	.667	0-0	.000	0-0	.000	2	1	3	1	6	4	0	0	2	0	4	2.8
USF	01/29/17	16	3-3	1,000	0-0	.000	2-4	.500	0	1	1	1	6	2	0	3	0	0	8	3.0
at SMU	02/12/17	1	0-0	.000	0-0	.000	0-0	.000	0	0	0	1	5	0	0	0	1	0	0	2.9
at USF	02/15/17	5	0-0	.000	0-0	.000	1-4	.250	0	1	1	1	5	0	0	0	0	0	1	2.8
TULSA	02/18/17	8	1-2	500	0-0	.000	1-2	.500	1	1	2	1	5	4	0	2	1	0	3	2.8
MEMPHIS	02/23/17	8	1-1	1,000	0-0	.000	2-2	1.000	1	1	2	1	5	1	0	0	0	0	4	2.8
at UCF	2/26/17	6	1-1	1,000	0-0	.000	0-0	.000	0	1	1	1	5	1	0	0	0	0	2	2.8
HOUSTON	03/02/17	6	0-0	.000	0-0	.000	0-0	.000	0	2	2	1	5	0	0	0	1	0	0	2.7
at UConn	3/5/17	7	0-1	.000	0-0	.000	0-0	.000	0	0	0	1	5	2	0	1	0	0	0	2.6
vs Tulsa	3/10/17	12	0-2	.000	0-0	.000	0-0	.000	1	2	3	1	5	3	0	1	0	0	0	2.5
at UConn	3/11/17	13	0-1	.000	0-0	.000	3-4	.750	2	3	5	1	6	4	0	0	0	0	3	2.5
vs SMU	3/12/17	4	0-2	.000	0-0	.000	0-0	.000	0	1	1	2	6	0	0	0	0	0	0	2.5
vs Kansas State	03/17/17	11	0-1	.000	0-0	.000	1-2	.500	0	1	1	1	6	2	0	0	0	0	1	2.4
vs UCLA	03/19/17	10	1-1	1,000	0-0	.000	0-0	.000	0	1	1	1	6	0	0	0	0	0	0	2.4
Totals		0	279	28-53	.528	0-0	.000	23-40	.575	20	33	53	1.6	65	2	19	22	4	79	2.4



# #34 JARRON CUMBERLAND

GUARD • 6-5 • 215 • SOPHOMORE • 1L • WILMINGTON, OHIO (WILMINGTON HIGH SCHOOL)

## CONFERENCE AWARDS

- » Weekly Honor Roll (3x: 1/15/18; 1/2/18 & 11/20/17)
- » All-Rookie Team (2016-17)
- » Co-Sixth Man of the Year (2016-17)
- » Player of the Week (1/30/17)
- » Rookie of the Week (3x: 3/6/16; 1/2/17 & 12/19/16)

## MOMENTS

- » Scored a season-high 26 points with six three-pointers and four steals in 20 minutes against USF (1/29/17)
- » Netted 13 of his 15 points in the second half against No. 24 Xavier (1/26/17)
- » Tallied 15 points against UCLA (3/19/17) in the second round of the NCAA Tournament

**2017-18 Season (Sophomore):** Produced a team-high 17 points on 6-of-10 shooting with a season-high four threes against Tulsa (2/25) ... scored a team-high 18 points with a trio of three-pointers against Wichita State (2/18) ... netted 14 points with four rebounds at Houston (2/15) ... posted 12 points with four assists and two steals at SMU (2/11) ... registered 15 points with four rebounds and four assists against Houston (1/31) ... contributed 14 points with three steals in 28 minutes vs. ECU (1/20) ... tallied a team-high 18 points on 7-of-11 shooting with four three-pointers in 21 minutes at USF (1/13) ... totaled 14 points, four rebounds and four assists vs. SMU (1/7) ... posted a team-high 15 points on 6-of-9 shooting with a pair of threes to go with eight rebounds, four assists and two steals vs. Memphis (12/31) ... produced 16 points with four assists and a season-high three steals against Cleveland State (12/21) ... tallied 10 points and tied a career-high with five assists at UCLA (12/16) ... scored 14 of his 15 points in the second half at Xavier (12/2) ... led the Bearcats in points (19) and rebounds (nine) against Coppin State (11/16) ... scored 20 points on 6-of-9 shooting with four threes against Western Carolina (11/13) ... pulled down seven rebounds to go with 10 points and five assists against Savannah State (11/10).

**2016-17 Season (Freshman):** Played in 35 games as a reserve, averaging 8.3 points, 2.4 rebounds, 1.5 assists and 1.0 steals in 19.1 minutes ... named to The American's All-Rookie Team and selected as The American's Co-Sixth Man of the Year with SMU's Ben Emelogu ... named league's player of the week after a pair of strong performances: scoring a season-high 26 points on 8-of-11 shooting with a season-best six three-pointers against USF (1/29) and tallying 15 points, including 13 in the second half, against No. 24 Xavier (1/26) ... named league's rookie of the week three times ... netted 19 points with a trio of threes against Tulane (1/1) ... tallied 17 points on 4-of-6 shooting from the field and 8-of-10 shooting from the foul line against Lipscomb (11/26) ... shot 52.6 percent (22 of 42) from the field while averaging 11.6 points in five postseason games ... scored in double figures in 14 games ... led the team in scoring in six games.

**Prior to Cincinnati:** Averaged 29.6 points, 7.4 rebounds, 3.6 steals and 3.2 assists while shooting 57.4 percent (303 of 528) from the field as a senior at Wilmington High School ... helped lead the Hurricane to a 27-2 record and the semifinals of the OHSAA Division I playoffs ... finished as the school's all-time leading scorer with 2,383 points ... posted a school-record 52 points against Washington Court House (2/11/16) ... named a finalist for the Ohio Mr. Basketball Award and a McDonald's All-American nominee ... scored a team-high 15 points and was named most valuable player of the 2016 Ohio-Kentucky All-Star game ... averaged 24.5 points, 7.5 rebounds and 3.3 assists as a junior ... averaged 17.8 points, 5.4 rebounds, 2.0 assists and 1.8 steals during AAU action with King James (Ohio) during the 2015 summer, later earning Third Team All-Peach Jam honors during Nike EYBL action ... earned First Team Associate Press Division I All-Ohio honors as a junior and senior ... ranked at No. 55 on ESPN's Top 100 prospects list ... tabbed as a four-star prospect by Rivals.com, Scout.com and 247 Sports.

**Personal:** Born Sept. 22, 1997 in Wilmington, Ohio ... son of Cheryl and Scott Cumberland ... has two sisters, Ebony and Chasity ... right-handed ... first name pronounced JAIR-in.

## SEASON & CAREER STATISTICS

2017-18 SEASON			CAREER
20 vs. Western Carolina, 11/13/17	Pts		26 vs. USF, 1/29/17
17 vs. Wichita State, 2/18/18	FG Atts		17 vs. Wichita State, 2/18/18
7, 3x (last vs. Wichita State, 2/18/18)	FG Made		8 vs. USF, 1/29/17
10, 2x (last vs. Wichita State, 2/18/18)	3PT-FG Atts	10, 2x (last vs. Wichita State, 2/18/18)	
4, 4x (last vs. Tulsa, 2/25/18)	3PT-FG Made		6 vs. USF, 1/29/17
10 vs. Houston, 1/31/18	FT Atts	10, 2x (last vs. Houston, 1/31/18)	
7 vs. Houston, 1/31/18	FT Made		8 vs. Lipscomb, 11/26/16
9 vs. Coppin State, 11/16/17	Rebs		9 vs. Coppin State, 11/16/17
8 vs. Tulsa, 2/25/18	Assts		8 vs. Tulsa, 2/25/18
3 vs. Cleveland State, 12/21/17	Stls		5 vs. SMU, 3/12/17
3 vs. ECU, 1/20/18	Blks		3 vs. ECU, 1/20/18
37 at Houston, 2/15/18	Mins		37 at Houston, 2/15/18

## MISCELLANEOUS STATISTICS

CATEGORY	2016-17	2017-18	CAREER
Double-Figure Scoring Games	14	18	32
Double-Figure Rebounding Games	0	0	0
Double-Double Games	0	0	0
20-Point Scoring Games	1	1	2
Games Led UC in Scoring	6	6	12
Games Led UC in Rebounding	1	1	2
Games Led UC in Assists	2	6	8
Games With 3+ Assists	5	14	19
Games With 3+ Blocks	0	0	0
Games With 3+ Steals	4	2	6
Games With 3+ Three-Pointers	5	5	10

## CAREER STATISTICS

			Total		3-Point		F-Throws		Rebounds											Scoring	
Season	gp-gs	min/avg	fg-fga	pct	fg-fga	pct	ft-fa	pct	off	def	tot	avg	pf	fo	ast	to	blk	stl	pts	avg	
2016-17	35-0	669/19.1	99-201	.493	38-107	.355	56-87	.644	36	48	84	2.4	63	0	52	35	9	34	292	8.3	
2017-18	30-30	840/28.0	112-275	.407	48-145	.331	61-92	.663	30	85	115	3.8	59	0	83	57	11	32	333	11.1	
TOTAL	65-30	1509/23.2	211-476	.443	86-252	.341	117-179	.654	66	133	199	3.1	122	0	135	92	20	66	625	9.6	



# #34 JARRON CUMBERLAND

GUARD • 6-5 • 215 • SOPHOMORE • 1L • WILMINGTON, OHIO (WILMINGTON HIGH SCHOOL)

## GAME-BY-GAME STATISTICS

### 2017-18 (SOPHOMORE SEASON)

Opponent	Date	gs	min	Total		3-Pointers		Free throws		Rebounds				pts	avg						
				fg-fga	pct	3fg-fga	pct	ft-fa	pct	off	def	tot	avg								
SAVANNAH STATE	11/10/17	*	24	4-11	.364	1-5	.200	1-2	.500	4	3	7	7.0	0	5	0	1	10	10.0		
WESTERN CAROLINA	11/13/17	*	23	6-9	.667	4-6	.667	4-4	1.000	0	2	2	4.5	1	2	3	0	0	20	15.0	
COPPIN STATE	11/16/17	*	25	7-14	.500	4-10	.400	1-4	.250	1	8	9	6.0	0	3	0	1	0	19	16.3	
vs Buffalo	11/20/17	*	33	5-11	.455	0-1	.000	4-7	.571	3	3	6	6.0	4	2	7	1	1	14	15.8	
vs Richmond	11/21/17	*	18	2-7	.286	2-5	.400	0-0	.000	2	3	5	5.8	0	0	1	1	2	6	13.8	
vs Wyoming	11/22/17	*	25	2-6	.333	1-2	.500	1-2	.500	0	2	2	5.2	2	1	0	1	1	6	12.5	
ALABAMA STATE	11/27/17	*	23	1-5	.200	0-3	.000	0-0	.000	0	0	0	4.4	1	4	2	0	0	2	11.0	
at Xavier	12/02/17	*	26	5-12	.417	2-5	.400	3-4	.750	0	0	3	9.4	0	2	1	1	1	15	11.5	
vs Florida	12/09/17	*	29	4-12	.333	2-6	.333	0-1	.000	1	1	2	3.7	4	2	2	2	1	10	11.3	
MISSISSIPPI ST.	12/12/17	*	30	1-8	.125	1-4	.250	4-6	.667	1	4	5	3.8	0	3	2	1	0	7	10.9	
at UCLA	12/16/17	*	31	4-8	.500	2-3	.667	0-5	.000	0	4	4	3.8	3	5	1	0	1	10	10.8	
UA-PINE BLUFF	12/19/17	*	14	2-4	.500	0-2	.000	0-0	.000	0	3	3	3.8	1	1	3	0	1	4	10.3	
CLEVELAND STATE	12/21/17	*	29	5-14	.357	2-6	.333	4-4	1.000	2	2	4	3.8	3	4	2	0	3	16	10.7	
MEMPHIS	12/31/17	*	29	6-9	.667	2-3	.667	1-1	1.000	2	6	8	4.1	2	4	1	1	2	15	11.0	
at Temple	01/04/18	*	36	0-6	.000	0-4	.000	0-2	.000	0	6	6	4.2	2	1	3	0	0	0	10.3	
SMU	01/07/18	*	33	4-13	.308	2-8	.250	4-4	1.000	0	4	4	4.2	1	4	4	0	2	14	10.5	
at USF	1/13/18	*	21	7-11	.636	4-7	.571	0-0	.000	0	3	3	4.1	4	1	1	0	0	18	10.9	
at UCF	1/16/18	*	34	1-4	.250	1-3	.333	2-4	.500	1	1	2	4.0	1	4	3	0	1	5	10.6	
ECU	01/20/18	*	28	4-9	.444	1-4	.250	5-6	.833	2	2	4	4.0	3	2	1	0	3	14	10.8	
TEMPLE	01/24/18	*	25	5-13	.385	1-6	.167	2-2	1.000	1	0	1	3.9	1	0	1	0	1	13	10.9	
at Memphis	1/27/18	*	36	3-7	.429	1-3	.333	0-0	.000	2	3	5	3.9	4	2	2	0	1	7	10.7	
HOUSTON	01/31/18	*	31	4-10	.400	0-2	.000	7-10	.700	2	2	4	3.9	3	4	4	1	1	15	10.9	
at UCONN	2/3/18	*	29	2-8	.250	2-8	.250	2-5	.400	0	4	4	3.9	2	1	1	0	0	8	10.8	
UCF	02/06/18	*	26	3-6	.500	2-3	.667	1-2	.500	1	5	6	4.0	3	4	1	0	0	9	10.7	
at SMU	02/11/18	*	25	4-7	.571	1-4	.250	3-4	.750	1	2	3	4.0	0	4	0	0	2	12	10.8	
at Houston	2/15/18	*	37	3-9	.333	2-6	.333	6-7	.857	3	1	4	4.0	2	1	1	0	1	14	10.9	
WICHITA STATE	02/18/18	*	34	7-17	.412	3-10	.300	1-1	1.000	0	2	2	3.9	3	3	3	0	2	18	11.1	
UCONN	02/22/18	*	30	3-10	.300	1-7	.143	0-0	.000	0	4	4	3.9	2	3	0	1	1	7	11.0	
TULSA	02/25/18	*	34	6-10	.600	4-7	.571	1-1	1.000	1	4	5	3.9	1	8	3	0	2	17	11.2	
at Tulane	03/01/18	*	22	2-5	.400	0-2	.000	4-4	1.000	0	1	1	3.8	2	5	3	0	1	8	11.1	
Totals			30	840	112-275	407	48-145	.331	61-92	.663	30	85	115	3.8	59	83	57	11	32	333	11.1

### 2016-17 (FRESHMAN SEASON)

Opponent	Date	gs	min	Total		3-Pointers		Free throws		Rebounds				pts	avg					
				fg-fga	pct	3fg-fga	pct	ft-fa	pct	off	def	tot	avg							
BROWN	11/11/16	13	1-3	.333	0-2	.000	1-3	.333	0	0	0	0	1	2	3	3.0				
ALBANY	11/14/16	19	4-6	.667	2-4	.500	1-1	1.000	1	1	2	1.0	1	0	0	11	7.0			
vs Rhode Island	11/19/16	15	0-1	.000	0-1	.000	0-1	.000	2	0	2	1.3	3	1	0	0	0	4.7		
vs Penn State	11/20/16	12	1-3	.333	0-2	.000	0-1	.000	0	1	1	1.3	0	3	0	1	2	4.0		
SAMFORD	11/23/16	8	0-1	.000	0-1	.000	0-0	.000	1	1	2	1.4	0	1	0	0	0	3.2		
LIPSCOMB	11/26/16	22	4-6	.667	1-3	.333	8-10	.800	0	1	1	1.3	1	1	2	1	3	17	5.5	
at Iowa State	12-01-16	7	0-2	.000	0-1	.000	0-0	.000	0	0	0	1.1	1	0	0	0	0	0	4.7	
BOWLING GREEN	12/04/16	18	1-7	.143	0-2	.000	0-0	.000	3	3	6	1.8	2	3	1	1	1	2	4.4	
at Butler	12/10/16	9	1-3	.333	0-1	.000	2-2	1.000	1	0	1	1.7	3	1	1	0	1	4	4.3	
TEXAS SOUTHERN	12/13/16	24	7-9	.778	4-4	1.000	0-0	.000	3	3	6	2.1	1	1	0	1	1	18	5.7	
FAIRLEIGH DICKINSON	12/17/16	20	4-8	.500	3-6	.500	0-0	.000	1	3	4	2.3	3	5	0	0	1	11	6.2	
MARSHALL	12/22/16	7	0-2	.000	0-2	.000	2-2	1.000	0	0	0	2.1	1	0	1	0	0	2	5.8	
at Temple	12/28/16	19	2-6	.333	2-4	.500	0-1	.000	3	2	5	2.3	2	2	3	0	0	6	5.8	
TULANE	01/01/17	26	6-8	.750	3-3	1.000	4-6	.667	1	3	4	2.4	4	1	3	1	2	19	6.8	
at Houston	1/7/17	16	1-3	.333	0-2	.000	0-0	.000	0	2	2	2.4	2	1	2	0	0	2	6.5	
SMU	01/12/17	11	1-3	.333	1-3	.333	3-4	.750	0	2	2	2.4	1	1	1	0	0	6	6.4	
at East Carolina	01/15/17	21	1-7	.143	0-4	.000	2-3	.667	2	2	4	2.5	2	1	0	0	1	4	6.3	
TEMPLE	01/18/17	23	1-4	.250	1-2	.500	2-2	1.000	0	2	2	2.4	3	1	0	0	1	5	6.2	
at Tulane	01/21/17	16	2-2	1.000	0-0	.000	0-0	.000	0	1	1	2.4	1	2	3	0	0	4	6.1	
XAVIER	01/26/17	21	5-9	.556	2-5	.400	3-8	.375	1	3	4	2.5	3	1	1	0	0	15	6.6	
USF	01/29/17	20	8-11	.727	6-9	.667	4-7	.571	0	3	3	2.5	0	3	0	1	4	26	7.5	
at Tulsa	02/01/17	20	1-3	.333	0-2	.000	2-5	.400	0	0	0	2.4	4	1	1	0	2	4	7.3	
UCONN	02/04/17	21	5-9	.556	3-7	.429	2-2	1.000	0	2	2	2.3	2	1	1	0	4	15	7.7	
UCF	02/08/17	19	1-4	.250	0-2	.000	1-1	1.000	0	0	0	2.3	0	4	0	0	1	3	7.5	
at SMU	02/12/17	7	1-2	.500	1-2	.500	0-0	.000	1	0	1	2.2	2	0	0	1	0	3	7.3	
at USF	02/15/17	31	3-6	.500	1-3	.333	0-1	.000	2	2	4	2.3	2	2	1	0	1	7	7.3	
MEMPHIS	02/23/17	22	3-7	.429	1-4	.250	2-2	1.000	1	1	2	2.3	1	4	1	1	0	9	7.3	
at UCF	2/26/17	28	3-8	.375	0-4	.000	5-8	.625	3	0	3	2.3	1	5	2	0	0	11	7.5	
HOUSTON	03/02/17	21	4-7	.571	2-5	.400	0-0	.000	1	2	3	2.3	4	0	4	0	1	10	7.6	
at UConn	3/5/17	25	6-9	.667	0-2	.000	3-3	1.000	2	1	3	2.3	1	1	1	0	1	0	15	7.8
vs Tulsa	3/10/17	27	4-6	.667	1-2	.500	0-2	.000	1	2	3	2.4	2	0	3	0	0	9	7.8	
at UConn	3/11/17	27	3-5	.600	1-3	.333	4-6	.667	1	1	2	2.3	2	1	1	0	2	11	7.9	
vs SMU	3/12/17	31	4-13	.308	1-5	.200	5-6	.833	3	1	4	2.4	1	0	1	0	5	14	8.1	
vs Kansas State	03/17/17	23	4-5	.800	1-1	1.000	0-0	.000	1	2	3	2.4	3	0	0	0	0	9	8.1	
vs UCLA	03/19/17	20	7-13	.538	1-4	.250	0-0	.000	1	1	2	2.4	3	1	1	0	0	15	8.3	
Totals		0	669	99-201	493	38-107	.355	56-87	.644	36	48	84	2.4	63	52	35	9	34	292	8.3

# 2017-18 BOXSCORES

## GAME 1 • NOV. 10, 2017 • CAYMAN ISLANDS CLASSIC SAVANNAH STATE (77) AT 12/13 CINCINNATI (107) BB&T ARENA (HIGHLAND HEIGHTS, KY.)

### Savannah State 77 • 0-1

#	Player		Total FG-FGA	3-Ptr FG-FGA	FT-FTA	Rebounds Off Def Tot	PF	TP	A	TO	Blk	Stl	Min	
05	JENKINS, Javaris	f	1-2	1-2	0-0	0 2 2	0	3	2	2	1	0	22	
12	SMITH, Jahlin	f	6-12	0-3	1-2	2 3 5	3	13	4	6	5	0	1	20
01	DASENT, Austin	f	5-9	4-7	0-0	0 5 5	4	14	6	5	0	3	26	
22	MCCLANAHAN, Dexter	g	3-11	1-4	4-5	1 2 3	2	11	2	2	0	2	25	
55	EVANS, Tylik	g	3-14	1-9	4-6	1 3 4	2	11	5	2	0	3	30	
02	ORIZU, Ralueke	g	0-1	0-0	0-0	1 0 1	2	0	0	1	1	0	6	
03	SELLERS, Zach	g	0-3	0-2	0-0	0 1 1	3	0	0	1	1	0	15	
04	GRANT, John	g	0-5	0-3	0-0	0 1 1	0	0	0	0	0	0	5	
10	GLENN, Marcus	g	0-0	0-0	0-0	0 1 1	0	0	0	0	0	0	2	
15	FELDER, Isaiah	g	1-3	1-3	0-0	0 1 1	2	3	2	0	0	0	10	
24	GRANT, Juwan	g	4-6	3-4	0-0	0 1 1	0	11	0	0	0	0	13	
30	CABEZA, Jahir	g	1-4	0-3	3-3	0 1 1	4	5	1	0	1	2	13	
32	DUBOSE, Chris	g	2-3	2-3	0-0	0 0 0	1	6	0	0	0	0	8	
50	PINKETT, Khaleen	g	0-1	0-1	0-0	2 0 2	1	0	0	0	0	0	5	
	Team					0 4 4								
	Totals		26-74	13-44	12-16	7 25 32	24	77	19	17	4	11	200	
	FG % 1st Half: 15-39	38.5%	2nd half: 11-35	31.4%	Game: 26-74	35.1%							Deadball	
	3FG % 1st Half: 8-23	34.8%	2nd half: 5-21	23.8%	Game: 13-44	29.5%							Rebounds	
	FT % 1st Half: 2-2	100.0%	2nd half: 10-14	71.4%	Game: 12-16	75.0%							4.3	

FG % 1st Half: 15-39 38.5% 2nd half: 11-35 31.4% Game: 26-74 35.1% Deadball Rebounds 4,3  
3FG % 1st Half: 8-23 34.8% 2nd half: 5-21 23.8% Game: 13-44 29.5%  
FT % 1st Half: 2-2 100.0 2nd half: 10-14 71.4% Game: 12-16 75.0%

### Cincinnati 107 • 1-0

#	Player		Total FG-FGA	3-Ptr FG-FGA	FT-FTA	Rebounds Off Def Tot	PF	TP	A	TO	Blk	Stl	Min
11	CLARK, Gary	f	5-9	0-1	3-4	4 7 11	2	13	1	0	1	1	22
24	WASHINGTON, Kyle	f	2-3	0-0	1-1	0 4 4	3	5	0	2	0	0	16
01	EVANS, Jacob	g	7-15	4-11	1-3	3 4 7	2	19	5	5	2	2	29
15	BROOME, Cane	g	6-11	5-9	0-0	0 4 4	2	17	4	6	0	0	20
34	CUMBERLAND, Jarron	g	4-11	1-5	1-2	4 3 7	0	10	5	0	0	1	24
02	WILLIAMS, Keith	g	5-12	0-4	0-0	3 2 5	0	10	1	1	0	0	15
03	JENIFER, Justin	g	6-12	1-5	2-5	0 0 0	2	15	5	1	0	1	21
05	MOORE, Trevor	g	3-5	2-4	0-0	1 1 2	1	8	0	1	0	0	14
13	SCOTT, Tre	g	1-2	0-0	2-2	1 2 3	2	4	3	1	0	1	12
14	BART, Jackson	g	0-0	0-0	0-0	0 0 0	0	0	0	0	0	0	1
20	DIARRA, Mamoudou	g	0-0	0-0	0-0	0 0 0	0	0	0	1	0	0	0
22	NSOSEME, Eliel	g	1-3	0-0	1-5	4 4 8	2	3	0	2	1	0	13
31	MARTIN, Sam	g	0-0	0-0	0-0	0 0 0	0	0	0	0	0	0	1
32	KOZ, John	g	0-0	0-0	0-0	0 0 0	0	0	0	0	0	0	1
33	BROOKS, Nysier	g	1-3	0-0	1-2	2 5 7	1	3	0	0	0	1	11
	Team					3 4 7							
	Totals		41-86	13-39	12-24	25 40 65	17	107	24	20	4	7	200
	FG % 1st Half:	23-45	51.1%	2nd half:	18-41	43.9%	Game:	41-86	47.7%				Deadball
	3FG % 1st Half:	10-22	45.5%	2nd half:	3-17	17.6%	Game:	13-39	33.3%				Rebounds
	FT % 1st Half:	4-8	50.0%	2nd half:	8-16	50.0%	Game:	12-24	50.0%				4.1

FG % 1st Half: 23-45 51.1% 2nd half: 18-41 43.9% Game: 41-86 47.7% Deadball Rebounds 4,1  
3FG % 1st Half: 10-22 45.5% 2nd half: 3-17 17.6% Game: 13-39 33.3%  
FT % 1st Half: 4-8 50.0% 2nd half: 8-16 50.0% Game: 12-24 50.0%

Officials: Bill Jacobson, Jon Campbell, Steven Perry  
Technical fouls: Savannah State-None. Cincinnati-None.  
Attendance: 6610

Score by periods	1st	2nd	Total
Savannah State	40	37	77
Cincinnati	60	47	107

Last FG - SSUM 2nd-03:06, CIN 2nd-00:35.  
Largest lead - SSUM by 5 1st-16:51, CIN by 30 2nd-00:35.

Points	In	Off	2nd	Fast	Bench
SSUM	Paint	T/O	Chance	Break	
CIN	24	17	2	18	25
	54	22	30	14	43

Score tied - 3 times.  
Lead changed - 7 times.

## GAME 3 • NOV. 16, 2017 COPPIN STATE (54) AT CINCINNATI (97) BB&T ARENA (HIGHLAND HEIGHTS, KY.)

### Coppin State 54 • 0-3

#	Player	Total		3-Ptr	Rebounds			PF	TP	A	TO	Blk	Stl	Min	
		FG-FGA	FG-FGA	FT-FTA	Off	Def	Tot								
06	TAAORE, Adam	f	3-6	1-1	1-1	0	3	3	5	8	0	2	0	0	22
05	COUNCIL, Cedric	f	1-3	1-3	0-0	0	1	1	5	3	0	1	0	0	16
03	CLAYTON, DeJuan	g	3-10	1-2	2-2	0	3	3	1	9	3	1	0	1	31
10	DAVIS, Karonn	g	3-9	0-2	4-4	1	2	3	3	10	2	2	0	0	23
22	MORGAN, Lamar	g	2-5	0-2	4-4	0	2	2	2	8	1	0	1	0	24
02	ANDREWS-FULTON, Chad	g	1-2	0-0	0-0	3	4	7	2	2	0	1	0	1	19
01	DRUMMOND, Tagwain	g	0-2	0-1	0-0	0	4	4	1	0	0	2	0	0	10
04	THOMAS, Tre	g	4-12	1-4	0-0	0	2	2	1	9	0	1	0	0	25
11	BOYCE, Joel	g	2-4	0-0	1-1	0	1	1	1	5	1	0	0	2	16
21	BROWNLEE, Lucian	g	0-3	0-1	0-0	0	0	0	0	0	0	0	0	0	7
24	FAIR, Keandre	g	0-4	0-3	0-0	0	0	0	3	0	0	0	0	0	7
Team						0	1	1				1			
Totals			19-60	4-19	12-12	4	23	27	24	54	7	11	1	4	200
FG % 1st Half: 9-31		29.0%	2nd half: 10-29	34.5%	Game: 19-60	31.7%									Deadball Rebounds 0,1
3FG % 1st Half: 2-12		16.7%	2nd half: 2-7	28.6%	Game: 12-19	21.1%									
FT % 1st Half: 6-6		100.0	2nd half: 6-6	100.0	Game: 12-12	100.0									

FG % 1st Half: 9-31 29.0% 2nd half: 10-29 34.5% Game: 19-60 31.7% Deadball Rebounds 0,1  
3FG % 1st Half: 2-12 16.7% 2nd half: 2-7 28.6% Game: 4-19 21.1%  
FT % 1st Half: 6-6 100.0 2nd half: 6-6 100.0 Game: 12-12 100.0

### Cincinnati 97 • 3-0

		Total		3-Ptr	Rebounds											
#	Player		FG-FGA	FG-FGA	FT-FTA	Off	Def	Tot	PF	TP	A	TO	Blk	Stl	Min	
11	CLARK, Gary	f	5-8	1-3	1-2	5	4	9	2	12	2	0	0	1	17	
24	WASHINGTON, Kyle	f	5-11	0-1	1-4	1	5	6	1	11	1	0	2	0	20	
01	EVANS, Jacob	g	2-4	1-2	6-6	1	1	2	1	11	4	0	1	0	17	
15	BROOME, Cane	g	1-3	0-1	2-4	0	1	1	0	4	2	1	0	1	21	
34	CUMBERLAND, Jarron	g	7-14	4-10	1-4	1	8	9	0	19	3	0	1	0	25	
02	WILLIAMS, Keith		2-6	0-2	0-3	0	2	2	0	4	2	2	0	1	18	
03	JENIFER, Justin		4-5	4-5	4-4	1	1	2	1	16	2	0	0	1	22	
05	MOORE, Trevor		1-3	1-3	2-4	1	1	2	1	5	0	1	0	2	14	
13	SCOTT, Tre		2-2	0-0	2-2	2	3	5	0	6	3	0	0	1	12	
14	BART, Jackson		0-0	0-0	0-0	0	0	0	0	0	0	0	0	0	1	
20	DIARRA, Mamoudou		1-5	1-2	2-2	1	2	3	0	5	1	1	1	0	9	
22	NSOSEME, Eliel		1-1	0-0	0-1	1	4	5	3	2	2	1	0	0	13	
31	MARTIN, Sam		0-0	0-0	0-0	0	0	0	0	0	0	0	0	0	1	
32	KOZ, John		0-0	0-0	0-0	0	0	0	0	0	0	0	0	0	1	
33	BROOKS, Nysier		1-1	0-0	0-0	0	2	2	1	2	1	1	0	0	9	
Team						1	2	3								
Totals			32-63	12-29	21-36	15	36	51	10	97	23	7	5	7	200	

FG % 1st Half: 19-38 50.0% 2nd half: 13-25 52.0% Game: 32-63 50.8% Deadball Rebounds 7,1  
3FG % 1st Half: 9-18 50.0% 2nd half: 3-11 27.3% Game: 12-29 41.4%  
FT % 1st Half: 8-14 57.1% 2nd half: 13-22 59.1% Game: 21-36 58.3%

Officials: Tony Greene, Bart Lenox, Tommy Short  
Technical fouls: Coppin State-None. Cincinnati-None.  
Attendance: 7158

Score by periods	1st	2nd	Total
Coppin State	26	28	54
Cincinnati	55	42	97

Points	In	Off	2nd	Fast	Bench
CSUM	Paint	T/O	Chance	Break	
CIN	20	5	2	2	16
	38	16	7	7	40

## GAME 2 • NOV. 13, 2017 WESTERN CAROLINA (51) AT 12/13 CINCINNATI (102) BB&T ARENA (HIGHLAND HEIGHTS, KY.)

### Western Carolina 51 • 0-2

Western Carolina 51-62														
#	Player	Total	3-Ptr	Rebounds	PF	TP	A	TO	Blk	Stl	Min			
		FG-FGA	FG-FGA	FT-FTA	Off	Def	Tot							
12	Marc Gosselin	f	2-5	0-1	0-0	3	0	3	4	4	3	2	0	25
23	Mike Amius	f	2-7	0-0	3-5	2	2	4	3	7	0	3	1	19
33	Onno Steger	f	0-3	0-1	0-1	0	0	0	0	0	0	3	0	17
05	Devin Peterson	g	2-5	0-0	1-2	0	2	2	3	5	2	4	0	26
11	Haboubacar Mutombo	g	1-8	0-2	0-0	1	1	2	1	2	0	1	0	19
00	Maurice Smith	g	1-4	0-0	1-4	0	3	3	2	3	1	1	0	13
01	Desmond Johnson	g	0-2	0-0	2-2	0	2	2	3	2	1	5	0	12
02	Matt Halvorsen	g	5-9	3-7	2-2	0	1	1	1	15	0	1	0	17
03	Jason McMillan	g	0-0	0-0	0-0	0	0	0	0	0	0	0	0	2
13	Deriece Parks	g	4-6	2-4	0-0	0	2	2	2	10	2	2	0	21
21	Marcus Thomas	g	0-1	0-0	0-0	1	0	1	0	0	0	0	0	4
24	Ashley Williams	g	0-1	0-1	0-0	0	0	0	0	0	0	0	1	5
32	Devonte Fuller	g	1-2	0-0	0-0	0	1	1	0	2	0	0	0	2
35	Yalim Olcay	g	0-0	0-0	1-2	1	1	2	1	1	0	0	0	4
41	Charlene Brooks	g	0-0	0-0	0-0	1	0	1	1	0	0	0	0	6
44	Adam Siedd	g	0-3	0-0	0-0	1	0	1	2	0	0	0	0	8
	Team					1	2	3						
Totals		18-56	5-16	10-18	11	17	28	23	51	9	22	1	6	200
FG 1st Half: 10-25 40.0% 2nd half: 8-31 25.8% Game: 18-56 32.1% Deadball														
3FG 1st Half: 4-7 57.1% 2nd half: 1-9 11.1% Game: 5-16 31.3% Rebounds														
FT 1st Half: 5-11 45.5% 2nd half: 5-7 71.4% Game: 10-18 55.6% 2,1														

FG % 1st Half: 10-25 40.0% 2nd half: 8-31 25.8% Game: 18-56 32.1% Deadball Rebounds 2,1  
3FG % 1st Half: 4-7 57.1% 2nd half: 1-9 11.1% Game: 5-16 3

## 2017-18 BOXSCORES

# GAME 5 • NOV. 21, 2017 • CAYMAN ISLANDS CLASSIC SEMIS RICHMOND (48) VS 12/13 CINCINNATI (75) JOHN GRAY GYMNASIUM (GEORGE TOWN, CAYMAN ISLANDS)

## Richmond 48 • 1-3

#	Player	Total		3-Ptr		Rebounds			PF	TP	A	TO	Blk	Stl	Min
		FG-FGA	FG-FGA	FT-FTA	FT-FTA	Off	Def	Tot							
13	STANSBURY, Solly	f	2-4	0-1	3-6	0	1	1	0	7	1	0	0	2	20
33	GOLDEN, Grant	f	2-8	0-1	0-0	0	1	1	4	4	0	2	1	0	22
00	GILYARD, Jacob	g	3-9	2-4	4-4	0	2	2	0	12	2	1	0	2	32
05	SHEROD, Nick	g	1-5	0-2	0-0	0	1	1	2	2	1	0	0	1	19
11	BUCKINGHAM, De'Mont	g	2-7	1-3	1-2	2	5	7	1	6	3	7	0	0	32
01	KIRBY, Joe		2-2	2-2	0-0	1	0	1	0	6	0	0	0	0	3
02	FORE, Khwan		0-0	0-0	1-2	0	1	1	3	1	1	2	0	0	14
04	CAYO, Nathan		3-4	0-1	0-0	1	1	2	2	6	1	0	1	0	23
25	MADRID-ANDREWS, J		0-0	0-0	0-0	0	2	2	1	0	0	2	1	0	11
32	JOHNSON, Julius		1-3	1-2	1-2	0	1	1	4	4	2	3	0	2	16
44	FRIENDSHUH, Paul		0-0	0-0	0-0	0	0	0	1	0	0	3	0	0	8
Team						1	2	3							
Totals			16-42	6-16	10-17	5	17	22	18	48	11	20	3	7	200
FG % 1st Half: 4-18 22.2%		2nd half: 12-24 50.0%		Game: 16-42 38.1%		Deadball		Rebounds							
3FG % 1st Half: 1-8 12.5%		2nd half: 5-8 62.5%		Game: 6-16 37.5%											
FT % 1st Half: 5-11 45.5%		2nd half: 5-6 83.3%		Game: 10-17 58.8%											

## Cincinnati 75 • 5-0

#	Player	Total		3-Ptr		Rebounds			PF	TP	A	TO	Blk	Stl	Min
		FG-FGA	FG-FGA	FT-FTA	FT-FTA	Off	Def	Tot							
01	EVANS, Jacob	f	5-8	2-5	0-0	0	1	1	2	12	4	1	2	0	22
11	CLARK, Gary	f	2-5	2-3	2-2	2	6	8	1	8	7	1	0	1	20
33	BROOKS, Nysier	c	1-2	0-0	0-0	0	1	1	2	2	0	2	1	0	15
03	JENIFER, Justin	g	3-4	3-4	0-0	0	1	1	3	9	3	3	0	0	15
34	CUMBERLAND, Jarron	g	2-7	2-5	0-0	2	3	5	0	6	0	1	1	2	18
02	WILLIAMS, Keith		0-2	0-0	1-2	0	1	1	2	1	1	3	0	1	15
05	MOORE, Trevor		3-6	3-6	0-0	1	7	8	2	9	3	1	0	1	24
13	SCOTT, Tre		1-1	0-0	2-4	0	3	3	2	4	0	1	0	1	20
14	BART, Jackson		1-2	1-1	0-0	0	0	0	0	3	0	0	0	0	1
15	BROOME, Cane		5-7	0-0	3-4	0	2	2	2	13	1	5	0	2	23
22	NSOSEME, Eliel		0-0	0-0	0-1	0	1	1	1	0	0	0	0	0	7
24	WASHINGTON, Kyle		2-2	0-0	2-2	1	1	2	2	6	1	2	0	1	18
31	MARTIN, Sam		0-0	0-0	2-2	0	0	0	2	2	0	0	0	0	2
Team						1	1	2							
Totals			25-46	13-24	12-17	7	28	35	21	75	20	20	4	9	200
FG % 1st Half: 14-26 53.8%		2nd half: 11-20 55.0%		Game: 25-46 54.3%		Deadball		Rebounds							
3FG % 1st Half: 8-14 57.1%		2nd half: 5-10 50.0%		Game: 13-24 54.2%											
FT % 1st Half: 4-6 66.7%		2nd half: 8-11 72.7%		Game: 12-17 70.6%											

Officials: John Higgins, Jeff Anderson, Matt Potter  
Technical fouls: Richmond-None. Cincinnati-None.  
Attendance: 1400

Score by periods	1st	2nd	Total
Richmond	14	34	48
Cincinnati	40	35	75

Last FG - RICH 2nd-00:55, CIN 2nd-00:01.  
Largest lead - RICH None, CIN by 34 2nd-04:11.

In	Off	2nd	Fast
Paint	T/O	Chance	Break
Points RICH	16	10	7
CIN	26	13	6

Score tied - 0 times.  
Lead changed - 0 times.

# GAME 6 • NOV. 22, 2017 • CAYMAN ISLANDS CLASSIC FINALS WYOMING (53) VS 12/13 CINCINNATI (78) JOHN GRAY GYMNASIUM (GEORGE TOWN, CAYMAN ISLANDS)

## Wyoming 53 • 4-1

#	Player	Total		3-Ptr		Rebounds			PF	TP	A	TO	Blk	Stl	Min
		FG-FGA	FG-FGA	FT-FTA	FT-FTA	Off	Def	Tot							
05	HERNDON, Alan	f	4-8	1-3	3-5	2	4	6	0	12	3	1	1	0	33
20	DALTON, Hayden	f	4-11	3-9	4-5	0	5	5	4	15	1	1	0	0	32
00	REDDING, Nyaires	g	0-4	0-0	2-2	0	3	3	1	2	1	1	0	1	23
03	AKA GORSKI, Alex	g	0-3	0-2	2-2	0	2	2	1	2	1	2	0	0	21
24	ADAMS, Louis	g	5-14	0-2	2-4	1	2	3	2	12	0	3	1	0	34
02	MOEMEKA, Andrew		0-1	0-0	0-0	1	0	1	2	0	0	0	0	1	11
10	KELLEY, Cody		0-1	0-1	2-2	0	1	1	2	2	1	4	0	1	17
12	MALDONADO, Hunter		1-5	1-3	2-5	0	1	1	2	5	2	1	0	1	19
13	EVERBUCK, Sam		0-0	0-0	0-0	0	0	0	0	0	1	0	0	0	5
14	MUELLER, Austin		0-0	0-0	0-0	0	0	0	0	0	0	0	0	0	1
15	JONES, Brodricks		1-1	1-1	0-0	0	0	0	0	3	0	0	0	0	2
33	NAUGHTON, Jordan		0-0	0-0	0-0	0	0	0	1	0	0	0	0	0	2
Team						4	2	6							
Totals			15-48	6-21	17-25	8	20	28	15	53	10	14	3	3	200
FG % 1st Half: 5-23 21.7%		2nd half: 10-25 40.0%		Game: 15-48 31.3%		Deadball		Rebounds							
3FG % 1st Half: 2-11 18.2%		2nd half: 4-10 40.0%		Game: 6-21 28.6%											
FT % 1st Half: 8-9 88.9%		2nd half: 9-16 56.3%		Game: 17-25 68.0%											

## Cincinnati 78 • 6-0

#	Player	Total		3-Ptr		Rebounds			PF	TP	A	TO	Blk	Stl	Min
		FG-FGA	FG-FGA	FT-FTA	FT-FTA	Off	Def	Tot							
01	EVANS, Jacob	f	4-11	2-3	0-0	0	2	2	4	10	5	3	0	1	34
11	CLARK, Gary	f	8-12	0-2	1-1	2	4	6	3	17	0	1	2	0	29
24	WASHINGTON, Kyle	f	8-12	0-0	0-1	4	7	11	3	16	1	1	2	0	21
03	JENIFER, Justin	g	2-4	2-2	1-2	2	1	3	1	7	2	0	0	0	25
34	CUMBERLAND, Jarron	g	2-6	1-2	1-2	0	2	2	2	6	1	0	1	1	25
02	WILLIAMS, Keith		1-3	1-2	1-2	0	0	0	0	4	0	0	0	1	11
05	MOORE, Trevor		1-3	1-2	0-0	0	3	3	1	3	0	0	0	0	15
13	SCOTT, Tre		1-2	0-0	0-0	0	4	4	0	2	0	1	0	0	12
14	BART, Jackson		0-0	0-0	0-0	0	0	0	0	0	0	0	0	0	1
15	BROOME, Cane		4-8	0-1	2-2	2	0	2	2	10	3	2	0	2	14
22	NSOSEME, Eliel		0-0	0-0	1-2	0	0	0	0	1	0	0	0	0	2
31	MARTIN, Sam		0-0	0-0	0-0	0	0	0	1	0	0	1	0	0	2
33	BROOKS, Nysier		0-1	0-0	2-2	1	1	2	2	2	0	1	0	2	10
Team						2	6	8							
Totals			31-62	7-14	9-14	13	30	43	19	78	12	10	5	8	200
FG % 1st Half: 15-30 50.0%		2nd half: 16-32 50.0%		Game: 31-62 50.0%		Deadball		Rebounds							
3FG % 1st Half: 3-7 42.9%		2nd half: 4-7 57.1%		Game: 7-14 50.0%											
FT % 1st Half: 4-6 66.7%		2nd half: 5-8 62.5%		Game: 9-14 64.3%											

Officials: John Higgins, Ron Groover, Steve Olson  
Technical fouls: Wyoming-None. Cincinnati-JENIFER, Justin.  
Attendance: 1530

Score by periods	1st	2nd	Total
Wyoming	20	33	53
Cincinnati	37	41	78

Last FG - WYO 2nd-00:56, CIN 2nd-01:07.  
Largest lead - WYO None, CIN by 29 2nd-01:07.

Score tied - 0 times.  
Lead changed - 0 times.

# GAME 7 • NOV. 27, 2017 ALABAMA STATE (51) AT 11/9 CINCINNATI (83) BB&T ARENA (HIGHLAND HEIGHTS, KY.)

## Alabama State 51 • 0-7

#	Player	Total		3-Ptr		Rebounds			PF	TP	A	TO
---	--------	-------	--	-------	--	----------	--	--	----	----	---	----

# 2017-18 BOXSCORES

## GAME 9 • DEC. 9, 2017 • NEVER FORGET TRIBUTE CLASSIC 17/17 CINCINNATI (60) VS 5/5 FLORIDA (66) PRUDENTIAL CENTER (NEWARK, N.J.)

### Cincinnati 60 • 7-2

#	Player	Total		3-Ptr		Rebounds			PF	TP	A	TO	Blk	Stl	Min
		FG-FGA	FG-FGA	FT-FTA	FT-FTA	Off	Def	Tot							
11	CLARK, Gary	f	4-8	0-0	1-2	8	5	13	2	9	1	2	0	1	35
24	WASHINGTON, Kyle	f	4-8	1-1	2-2	0	4	4	3	11	0	4	1	1	23
01	EVANS, Jacob	g	4-13	0-4	5-7	1	5	6	4	13	0	5	1	2	37
03	JENIFER, Justin	g	0-3	0-2	0-0	0	0	0	2	0	1	1	0	0	23
34	CUMBERLAND, Jarron	g	4-12	2-6	0-1	1	1	2	4	10	2	2	2	1	29
02	WILLIAMS, Keith	g	0-0	0-0	0-0	0	1	1	0	0	0	1	0	0	2
13	SCOTT, Tre	g	0-1	0-0	0-0	1	1	2	1	0	0	1	0	0	19
25	BROOME, Cane	g	6-8	1-2	2-4	0	3	3	2	15	0	2	1	2	28
22	NSOSEME, Eliel	g	0-0	0-0	0-0	0	0	0	1	0	0	1	0	0	1
33	BROOKS, Nysier	g	1-1	0-0	0-0	0	2	2	2	2	0	0	0	0	3
Team						2	0	2			2				
Totals			23-54	4-15	10-16	13	22	35	21	60	4	21	5	7	200

FG % 1st Half: 12-27 44.4% 2nd half: 11-27 40.7% Game: 23-54 42.6%  
3FG % 1st Half: 3-8 37.5% 2nd half: 1-7 14.3% Game: 4-15 26.7%  
FT % 1st Half: 1-3 33.3% 2nd half: 9-13 69.2% Game: 10-16 62.5%

Deadball  
Rebounds  
2

### Florida 66 • 6-3

#	Player	Total		3-Ptr		Rebounds			PF	TP	A	TO	Blk	Stl	Min
		FG-FGA	FG-FGA	FT-FTA	FT-FTA	Off	Def	Tot							
04	Koulechov, Egor	f	8-15	1-3	4-4	2	5	7	2	21	2	2	0	1	35
25	Stone, Keith	f	1-8	1-3	2-2	0	3	3	3	5	0	1	2	2	25
03	Hudson, Jalen	g	6-8	3-5	2-2	1	2	3	2	17	0	3	1	2	25
05	Allen, KeVaughn	g	1-5	0-2	0-1	0	1	1	2	2	1	1	0	0	26
11	Chiozza, Chris	g	6-10	1-2	2-2	1	3	4	4	15	6	3	0	0	36
00	Okauru, Mike	g	0-0	0-0	0-0	0	1	1	0	0	0	0	0	0	4
12	Gak, Gorjok	g	0-1	0-0	0-0	0	1	1	2	0	0	1	1	0	7
13	Hayes, Kavarrius	g	0-3	0-0	2-3	3	6	1	2	0	1	2	1	2	27
24	Ballard, Deaundrea	g	1-4	0-0	2-3	0	2	2	1	4	0	1	0	1	15
Team						4	1	5			2				
Totals			23-54	6-15	14-17	11	22	33	17	66	9	15	6	7	200

FG % 1st Half: 12-25 48.0% 2nd half: 11-29 37.9% Game: 23-54 42.6%  
3FG % 1st Half: 4-7 57.1% 2nd half: 2-8 25.0% Game: 6-15 40.0%  
FT % 1st Half: 6-7 85.7% 2nd half: 8-10 80.0% Game: 14-17 82.4%

Deadball  
Rebounds  
1

Officials: Byron Jarrett, Don Daily, Doug Shows  
Technical fouls: Cincinnati-None. Florida-None.  
Attendance: 9112  
2017 Never Forget Tribute Classic Game 2

Score by periods	1st	2nd	Total
Cincinnati	28	32	60
Florida	34	32	66

	Points	In Paint	Off T/O	2nd Chance	Fast Break	Bench
CIN	36	17	14	2	17	6
UF	24	27	8	11	6	

Last FG - CIN 2nd-03:22, UF 2nd-00:10.  
Largest lead - CIN by 6 1st-16:45, UF by 8 1st-06:42.

Score tied - 13 times.  
Lead changed - 10 times.

## GAME 11 • DEC. 16, 2017 25/RV CINCINNATI (77) AT RV/RV UCLA (63) PAULEY PAVILION (LOS ANGELES, CALIF.)

### Cincinnati 77 • 9-2

#	Player	Total		3-Ptr		Rebounds			PF	TP	A	TO	Blk	Stl	Min
		FG-FGA	FG-FGA	FT-FTA	FT-FTA	Off	Def	Tot							
11	CLARK, Gary	f	5-11	0-1	0-0	3	8	11	2	10	4	0	3	3	35
24	WASHINGTON, Kyle	f	7-11	1-2	4-6	0	4	4	2	19	1	2	2	4	29
01	EVANS, Jacob	g	5-11	4-6	2-2	2	3	5	3	16	2	3	0	1	38
03	JENIFER, Justin	g	1-4	0-2	5-6	0	2	2	0	7	1	0	0	1	20
34	CUMBERLAND, Jarron	g	4-8	2-3	0-5	0	4	4	3	10	5	1	0	1	31
02	WILLIAMS, Keith	g	2-6	0-1	0-0	2	1	3	1	4	1	1	0	0	11
05	MOORE, Trevor	g	0-0	0-0	0-0	0	0	0	0	0	0	0	0	0	0+
13	SCOTT, Tre	g	0-0	0-0	0-0	1	0	1	1	0	0	0	0	0	5
25	BROOME, Cane	g	2-6	1-2	4-4	1	1	2	0	9	3	1	0	1	20
22	NSOSEME, Eliel	g	0-0	0-0	0-0	0	1	1	0	0	0	0	0	1	6
33	BROOKS, Nysier	g	1-1	0-0	0-0	0	1	1	4	2	0	0	0	0	5
Team						1	0	1			1				
Totals			27-58	8-17	15-23	10	25	35	16	77	17	9	5	12	200

FG % 1st Half: 13-28 46.4% 2nd half: 14-30 46.7% Game: 27-58 46.6%  
3FG % 1st Half: 5-11 45.5% 2nd half: 3-6 50.0% Game: 8-17 47.1%  
FT % 1st Half: 5-8 62.5% 2nd half: 10-15 66.7% Game: 15-23 65.2%

Deadball  
Rebounds  
4

### UCLA 63 • 7-3

#	Player	Total		3-Ptr		Rebounds			PF	TP	A	TO	Blk	Stl	Min
		FG-FGA	FG-FGA	FT-FTA	FT-FTA	Off	Def	Tot							
14	Goloman, Gyorgy	f	1-3	0-1	1-2	1	2	3	4	3	1	2	1	0	18
40	Welsh, Thomas	c	2-7	0-2	0-0	4	5	9	3	4	4	3	0	0	35
03	Holiday, Aaron	g	6-12	3-7	2-2	0	0	0	2	17	3	4	0	0	37
13	Wilkes, Kris	g	5-13	1-5	1-2	3	5	8	3	12	2	2	2	1	28
23	Ali, Prince	g	3-5	2-4	0-0	0	1	1	1	8	0	1	0	0	24
00	Olesinski, Alex	g	1-2	1-2	2-2	0	7	7	3	5	0	0	0	0	22
04	Hands, Jaylen	g	5-13	4-7	0-0	1	3	4	3	14	1	4	1	1	26
05	Smith, Chris	g	0-1	0-1	0-1	0	0	0	2	0	0	2	0	0	8
34	Okwarabizie, Ikenna	g	0-0	0-0	0-0	0	0	0	0	0	0	0	0	0	2
Team						1	2	3							
Totals			23-56	11-29	6-9	10	25	35	21	63	11	18	4	2	200

FG % 1st Half: 8-21 38.1% 2nd half: 15-35 42.9% Game: 23-56 41.1%  
3FG % 1st Half: 3-11 27.3% 2nd half: 8-18 44.4% Game: 11-29 37.9%  
FT % 1st Half: 4-6 66.7% 2nd half: 2-3 66.7% Game: 6-9 66.7%

Deadball  
Rebounds  
1

Officials: John Higgins, Chris Rastatter, Nate Harris  
Technical fouls: Cincinnati-None. UCLA-None.  
Attendance: 10018

Score by periods	1st	2nd	Total
Cincinnati	36	41	77
UCLA	23	40	63

	Points	In Paint	Off T/O	2nd Chance	Fast Break	Bench
CIN	30	23	9	6	15	19
UCLA	20	11	4	4	15	

Last FG - CIN 2nd-02:49, UCLA 2nd-00:22.  
Largest lead - CIN by 19 2nd-15:40, UCLA by 5 1st-17:59.

Score tied - 4 times.  
Lead changed - 1 time.

## GAME 10 • DEC. 12, 2017 RV/RV MISSISSIPPI STATE (50) AT 25/RV CINCINNATI (65) BB&T ARENA (HIGHLAND HEIGHTS, KY.)

### Mississippi St. 50 • 8-1

#	Player	Total		3-Ptr		Rebounds			PF	TP	A	TO	Blk	Stl	Min
		FG-FGA	FG-FGA	FT-FTA	FT-FTA	Off	Def	Tot							
24	Abdul Ado	f	0-1	0-0	0-0	2	2	4	1	0	0	1	3	4	27
35	Aric Holman	f	7-12	3-3	1-2	5	5	10	1	18	1	1	1	0	26
00	Nick Weatherspoon	g	6-11	0-1	0-0	0	1	1	2	12	2	2	0	3	26
11	Q Weatherspoon	g	3-12	1-3	5-6	1	6	7	3	12	3	3	0	1	34
23	Tyson Carter	g	3-7	2-5	0-0	0	0	0	1	8	1	0	0	0	23
01	Lamar Peters	g	0-11	0-7	0-0	0	1	1	4	0	2	6	0	1	21
02	Eli Wright	g	0-3	0-1	0-0	1	2	3	2	0	0	2	0	0	16
03	Xavian Stapleton	g	0-4	0-1	0-0	1	0	1	2	0	0	0	0	0	12
22	KeyShawn Feazell	g	0-1	0-0	0-0	0	0	0	0	0	0	0	0	0	2
34	Schneider Herard	g	0-1	0-0	0-0	1	2	3	0	0	0	0	0	0	9
45	E.J. Datcher	g	0-0	0-0	0-0	0	0	0	0	0	0	0	0	0	4
Team						6	2	8			1				
Totals			19-63	6-21	6-8	17	21	38	16	50	9	16	4	9	200

FG % 1st Half: 10-28 35.7% 2nd half: 9-35 25.7% Game: 19-63 30.2%  
3FG % 1st Half: 4-10 40.0% 2nd half: 2-11 18.2% Game: 6-21 28.6%  
FT % 1st Half: 1-2 50.0% 2nd half: 5-6 83.3% Game: 6-8 75.0%

Deadball  
Rebounds  
1,2

### Cincinnati 65 • 8-2

#	Player		Total			Rebounds			PF	TP	A	TO	Blk	Stl	Min
			FG-FGA	3-Ptr	FT-FTA	Off	Def	Tot							
11	CLARK, Gary	f	2-6	1-3	4-4	6	7	13	3	9	4	4	5	2	34
24	WASHINGTON, Kyle	f	8-15	0-1	0-0	0	5	5	1	16	1	1	1	0	31
01	EVANS, Jacob	g	7-13	4-7	6-6	2	6	8	2	24	2	2	3	0	35
03	JENIFER, Justin	g	1-3	1-1	0-0	0	0	0	1	3	3	1	0	0	19
32	CUMBERLAND, Jarron	g	1-8	1-4	4-6	1	4	5	0	7	3	2	1	0	30
04	WILLIAMS, Keith	g	2-4	0-2	0-0	0	1	1	1	4	0	2	1	1	1
05	MOORE, Trevor	g	0-1	0-0	0-0	0	0	0	1	0	0	0	0	0	3
13	SCOTT, Tre	g	0-0	0-0	0-0	0	0	0	1	0	1	0	0	0	6
08	BROOME, Cane	f	1-4	0-1	0-0	0	0	0	1	2	4	2	0	2	20
20	DIARRA, Mamoudou	g	0-0	0-0	0-0	0	0	0	0	0	0	0	0	0	1
33	BROOKS, Nysidur	g	0-0	0-0	0-0	0	1	1	0	0	0	0	0	0	8
Team						1	3	4							
Totals			22-54	7-20	14-16	10	27	37	11	65	18	14	11	5	200

# 2017-18 BOXSCORES

## GAME 13 • DEC. 21, 2017 CLEVELAND STATE (62) AT 20/22 CINCINNATI (81) BB&T ARENA (HIGHLAND HEIGHTS, KY.)

### Cleveland State 62 • 3-8

#	Player	Total		3-Ptr		Rebounds			PF	TP	A	TO	Blk	Stl	Min
		FG-FGA	FG-FGA	FT-FTA	FT-FTA	Off	Def	Tot							
02	WRIGHT, Anthony	f	2-3	1-2	1-2	1	2	3	2	6	0	3	1	1	26
13	KENIC, Stefan	f	3-9	2-3	0-0	2	3	5	2	8	0	2	0	1	33
04	CARPENTER, Kenny	g	4-10	3-8	0-0	1	1	2	2	11	2	3	0	1	33
05	APPLEBY, Tyree	g	7-11	0-1	2-2	0	0	0	2	16	4	6	0	0	22
20	WORD, Bobby	g	3-4	2-2	0-0	0	2	2	0	8	0	0	0	1	27
01	THOMAS, Kasheem	g	1-4	1-2	0-0	0	0	0	1	3	1	0	0	0	11
03	HIGHSMITH, Dontel	g	1-2	1-2	3-4	0	1	1	2	6	3	2	0	0	26
11	HALES, Terrell	g	0-0	0-0	0-0	0	0	0	0	0	0	0	0	0	1
12	CHRISTIAN, Shawn	g	0-0	0-0	0-0	0	0	0	0	0	0	0	0	0	1
23	HAIRSTON, Jamarcus	g	2-3	0-1	0-0	1	3	4	2	4	1	0	1	0	20
Team						0	1	1							
Totals			23-46	10-21	6-8	5	13	18	13	62	11	17	2	4	200

FG % 1st Half: 13-19 68.4% 2nd half: 10-27 37.0% Game: 23-46 50.0% Deadball Rebounds 1,1  
3FG % 1st Half: 7-12 58.3% 2nd half: 3-9 33.3% Game: 10-21 47.6%  
FT % 1st Half: 1-2 50.0% 2nd half: 5-6 83.3% Game: 6-8 75.0%

### Cincinnati 81 • 11-2

#	Player	Total		3-Ptr		Rebounds			PF	TP	A	TO	Blk	Stl	Min
		FG-FGA	FG-FGA	FT-FTA	FT-FTA	Off	Def	Tot							
11	CLARK, Gary	f	9-12	0-0	0-0	0	5	5	0	18	1	0	2	2	30
24	WASHINGTON, Kyle	f	6-7	0-1	2-5	4	5	9	2	14	0	1	0	0	25
01	EVANS, Jacob	g	3-8	1-4	0-0	2	2	4	3	7	4	1	1	1	33
03	JENIFER, Justin	g	1-4	1-3	0-0	0	1	1	0	3	7	2	0	2	23
34	CUMBERLAND, Jarron	g	5-14	2-6	4-4	2	2	4	3	16	4	2	0	3	29
02	WILLIAMS, Keith	g	2-4	1-1	0-0	1	1	2	1	5	0	0	0	0	9
05	MOORE, Trevor	g	1-3	1-3	0-0	0	0	0	0	3	1	0	0	0	9
13	SCOTT, Tre	g	1-1	0-0	0-0	0	0	0	0	2	0	0	1	0	10
14	BART, Jackson	g	0-0	0-0	0-0	0	0	0	0	0	0	0	0	0	1
15	BROOME, Cane	g	1-3	1-2	2-2	1	1	2	2	5	6	1	0	1	17
22	NSOSEME, Eliel	g	0-0	0-0	0-0	0	1	1	0	0	0	0	0	0	2
33	BROOKS, Nysier	g	4-5	0-0	0-0	2	0	2	0	8	1	1	1	1	12
Team						3	1	4							
Totals			33-61	7-20	8-11	15	19	34	11	81	24	11	5	10	200

FG % 1st Half: 18-32 56.3% 2nd half: 15-29 51.7% Game: 33-61 54.1% Deadball Rebounds 2  
3FG % 1st Half: 5-13 38.5% 2nd half: 2-7 28.6% Game: 7-20 35.0%  
FT % 1st Half: 2-2 100.0 2nd half: 6-9 66.7% Game: 8-11 72.7%

Officials: Anthony Jordan, Randy Heimerman, John Hampton  
Technical fouls: Cleveland State-None. Cincinnati-None.  
Attendance: 7988

Score by periods			1st	2nd	Total						
Cleveland State	34	28	62			Points	In	Off	2nd	Fast	
Cincinnati	43	38	81			Paint	T/O	Chance	Break	Bench	
						CSU	24	10	7	7	13
						CIN	48	28	14	17	23

Last FG - CSU 2nd-01:53, CIN 2nd-01:12.  
Largest lead - CSU by 2 1st-15:30, CIN by 21 2nd-01:12.  
Score tied - 3 times.  
Lead changed - 8 times.

## GAME 14 • DEC. 31, 2017 MEMPHIS (48) AT 21/22 CINCINNATI (82) BB&T ARENA (HIGHLAND HEIGHTS, KY.)

### Memphis 48 • 9-5 (0-1)

#	Player	Total		3-Ptr		Rebounds			PF	TP	A	TO	Blk	Stl	Min
		FG-FGA	FG-FGA	FT-FTA	FT-FTA	Off	Def	Tot							
00	DAVENPORT, Kyvon	f	2-6	1-4	0-2	0	2	2	3	5	0	2	1	0	16
02	RIVERS, Jimario	f	0-1	0-1	0-0	0	0	0	2	0	1	3	0	0	20
13	PARKS JR, Mike	f	4-7	1-1	1-4	2	1	3	1	10	0	0	0	0	32
01	JOHNSON, Jamal	g	0-5	0-2	0-0	2	4	6	3	0	2	1	1	0	26
03	MARTIN, Jeremiah	g	4-14	0-5	0-3	1	4	5	2	8	0	3	0	2	30
04	THORNTON, Raynere	g	1-1	1-1	0-0	0	1	1	2	1	3	1	0	0	16
05	BREWTON JR, Kareem	g	6-13	0-3	5-6	2	3	5	2	17	1	0	0	0	17
11	RHODES, Malik	g	1-5	1-4	0-0	0	0	0	1	3	1	3	0	0	15
12	ENOH, Victor	g	0-3	0-0	2-2	2	2	4	0	2	0	0	0	0	14
15	NICKELBERRY, David	g	0-1	0-1	0-0	0	0	0	0	0	0	1	0	0	14
Team						1	2	3							
Totals			18-56	4-22	8-17	11	19	30	15	48	6	13	2	2	200

FG % 1st Half: 7-27 25.9% 2nd half: 11-29 37.9% Game: 18-56 32.1% Deadball Rebounds 4  
3FG % 1st Half: 2-12 16.7% 2nd half: 2-10 20.0% Game: 4-22 18.2%  
FT % 1st Half: 0-5 0.0% 2nd half: 8-12 66.7% Game: 8-17 47.1%

### Cincinnati 82 • 12-2 (1-0)

#	Player	Total		3-Ptr		Rebounds			PF	TP	A	TO	Blk	Stl	Min
		FG-FGA	FG-FGA	FT-FTA	FT-FTA	Off	Def	Tot							
01	EVANS, Jacob	f	5-10	2-4	0-0	2	3	5	1	12	6	2	0	1	31
11	CLARK, Gary	f	5-7	1-1	2-4	1	9	10	1	13	2	2	1	2	23
24	WASHINGTON, Kyle	f	2-6	0-0	2-3	1	1	2	3	6	0	0	2	0	14
34	CUMBERLAND, Jarron	f	6-9	2-3	1-1	2	6	8	2	15	4	1	1	2	29
03	JENIFER, Justin	g	3-6	1-3	0-0	0	1	1	0	7	4	0	0	2	23
02	WILLIAMS, Keith	g	1-3	0-1	1-2	0	0	0	1	3	1	2	0	0	17
05	MOORE, Trevor	g	4-7	3-6	1-2	2	0	2	2	12	1	0	0	1	16
13	SCOTT, Tre	g	0-0	0-0	1-2	2	1	3	0	1	3	0	0	1	13
14	BART, Jackson	g	0-0	0-0	0-0	1	0	1	0	0	0	0	0	0	1
20	DIARRA, Mamoudou	g	1-2	0-0	0-0	0	1	1	0	2	0	0	0	0	4
22	NSOSEME, Eliel	g	2-5	0-0	1-3	1	3	4	1	5	0	0	0	0	9
31	MARTIN, Sam	g	0-0	0-0	0-0	0	0	0	0	1	0	2	0	0	2
32	KOZ, John	g	0-0	0-0	0-0	0	0	0	0	0	0	0	0	0	1
33	BROOKS, Nysier	g	3-6	0-0	0-0	0	3	3	2	6	0	2	0	0	17
Team						2	3	5							
Totals			32-61	9-18	9-17	14	31	45	14	82	23	9	4	9	200

FG % 1st Half: 14-30 46.7% 2nd half: 18-31 58.1% Game: 32-61 52.5% Deadball Rebounds 4,1  
3FG % 1st Half: 4-9 44.4% 2nd half: 5-9 55.6% Game: 9-18 50.0%  
FT % 1st Half: 3-6 50.0% 2nd half: 6-11 54.5% Game: 9-17 52.9%

Officials: Doug Simmons, Pat Adams, Raymond Styons  
Technical fouls: Memphis-None. Cincinnati-None.  
Attendance: 8423

Score by periods			1st	2nd	Total	Points	In	Off	2nd	Fast	Bench
Memphis			16	32	48	MEM	Paint	T/O	Chance	Break	
Cincinnati			35	47	82	CIN					
							24	11	10	6	25
							36	17	17	9	29

Last FG - MEM 2nd-03:12, CIN 2nd-00:53.  
Largest lead - MEM by 2 1st-18:29, CIN by 36 2nd-00:53.  
Score tied - 1 time.  
Lead changed - 1 time.

## GAME 15 • JAN. 4, 2018 19/20 CINCINNATI (55) AT TEMPLE (53) LIACOURAS CENTER (PHILADELPHIA, PA.)

### Cincinnati 55 • 13-2, 2-0

#	Player	Total		3-Ptr		Rebounds			PF	TP	A	TO	Blk	Stl	Min
		FG-FGA	FG-FGA	FT-FTA	FT-FTA	Off	Def	Tot							
11	CLARK, Gary	f	3-4	0-0	4-7	2	2	4	3	10	1	1	1	0	29
24	WASHINGTON, Kyle	f	8-14	2-3	0-0	3	3	6	4	18	1	0	1	0	22
01	EVANS, Jacob	g	6-14	0-3	2-3	3	3	6	0	14	4	2	1	3	39
03	JENIFER, Justin	g	2-7	1-3	4-6	0	1	1	1	9	3	0	0	0	35
34	CUMBERLAND, Jarron	g	0-6	0-4	0-2	0	6	6	2	0	1	3	0	0	36
02	WILLIAMS, Keith	g	0-2	0-0	0-0	0	0	0	0	0	0	0	0	1	6
05	MOORE, Trevor	g	0-1	0-1	0-0	2	1	3	1	0	0	1	0	2	11
13	SCOTT, Tre	g	0-0	0-0	2-2	1	1	2	0	2	0	4	0	0	4
22	NSOSEME, Eliel	g	0-0	0-0	0-0	0	1	1	0	0	0	0	0	0	2
33	BROOKS, Nysier	g	1-3	0-0	0-0	4	3	7	3	2	0	2	1	0	16
Team						2	2	4							
Totals			20-51	3-14	12-20	17	23	40	14	55	10	16	4	6	200

FG % 1st Half: 8-22 36.4% 2nd half: 12-29 41.4% Game: 20-51 39.2% Deadball Rebounds 4  
3FG % 1st Half: 2-3 66.7% 2nd half: 1-11 9.1% Game: 3-14 21.4%  
FT % 1st Half: 8-9 88.9% 2nd half: 4-11 36.4% Game: 12-20 60.0%

### Temple 53 • 7-7, 0-3

GAME 17 • JAN. 13, 2018  
14/13 CINCINNATI (78) AT USF (55)  
USF SUN DOME (TAMPA, FLA.)

Cincinnati 78 • 15-2 (4-0 AAC)

#	Player	Total		3-Ptr		Rebounds			PF	TP	A	TO	Blk	Stl	Min
		FG	FGA	FG	FGA	FT	FTA	Off Def Tot							
11	CLARK, Gary	f	3-7	0-2	4-4	5	5	10	2	10	3	1	0	0	33
24	WASHINGTON, Kyle	f	3-7	0-1	8-8	3	3	6	3	14	0	2	3	0	30
01	EVANS, Jacob	g	5-9	2-3	4-4	0	2	2	2	16	0	0	0	2	37
03	JENIFER, Justin	g	1-2	0-1	4-4	0	1	1	1	6	2	0	0	1	19
34	CUMBERLAND, Jarron	g	7-11	4-7	0-0	0	3	3	4	18	1	1	0	0	21
02	WILLIAMS, Keith	0-1	0-0	0-0	0	0	0	0	0	1	1	0	0	0	5
05	MOORE, Trevor	0-2	0-0	1-2	0	1	1	1	1	0	0	0	0	1	16
13	SCOTT, Tre	0-0	0-0	1-2	0	1	1	2	1	0	0	0	0	1	8
15	BROOME, Cane	1-2	1-2	3-5	0	0	0	0	6	4	1	0	1	0	21
22	NSOSEME, Eliel	0-0	0-0	0-0	0	0	0	0	0	0	0	0	0	0	1
33	BROOKS, Nysier	2-2	0-0	2-2	1	1	2	3	6	0	1	2	0	0	9
Team						1	3	4			1				
Totals			22-43	7-16	27-31	10	20	30	18	78	15	8	5	6	200
FG % 1st Half: 8-23		34.8%	2nd half: 14-20		70.0%	Game: 22-43		51.2%	Deadball						
3FG % 1st Half: 2-9		22.2%	2nd half: 5-7		71.4%	Game: 7-16		43.8%	Rebounds						
FT % 1st Half: 17-18		94.4%	2nd half: 10-13		76.9%	Game: 27-31		87.1%	2						

USF 55 • 7-11 (0-5 AAC)

#	Player	Total		3-Ptr		Rebounds			PF	TP	A	TO	Blk	Stl	Min
		FG	FGA	FG	FGA	FT	FTA	Off Def Tot							
05	MARTIN, Malik	f	1-3	1-1	0-0	3	0	3	2	3	1	1	2	0	23
41	SCEKIC, Nikola	c	0-0	0-0	0-0	0	2	2	2	0	0	0	0	0	16
00	JIGGETTS, Stephan	g	3-10	1-4	2-2	1	2	3	3	9	0	2	0	0	29
02	SAMUEL, Terrence	g	2-6	1-1	2-2	0	2	2	0	7	1	2	0	0	29
13	BROWN, Justin	g	1-4	0-1	0-0	1	0	1	3	2	2	0	0	0	11
01	MANDERSON, Isaiah	2-5	0-0	1-1	1	3	4	3	5	1	0	0	0	0	23
04	BANKS, Payton	7-10	4-5	4-6	0	0	0	3	22	0	1	0	2	0	29
11	COLLINS, David	2-5	0-1	3-5	0	1	1	3	7	3	3	1	1	0	27
21	DA SILVA, Tulio	0-2	0-0	0-0	0	2	2	2	0	0	2	0	0	0	13
Team						3	1	4			2				
Totals			18-45	7-13	12-16	9	13	22	21	55	8	13	3	5	200
FG % 1st Half: 12-21		57.1%	2nd half: 6-24		25.0%	Game: 18-45		40.0%	Deadball						
3FG % 1st Half: 4-5		80.0%	2nd half: 3-8		37.5%	Game: 7-13		53.8%	Rebounds						
FT % 1st Half: 5-7		71.4%	2nd half: 7-9		77.8%	Game: 12-16		75.0%	2						

Officials: Bo Boroski, Kelly Self, Randy Heimerman  
Technical fouls: Cincinnati-None. USF-None.  
Attendance: 3609

Score by periods	1st	2nd	Total
Cincinnati	35	43	78
USF	33	22	55

Last FG - CIN 2nd-00:05, USF 2nd-01:53.  
Largest lead - CIN by 24 2nd-02:32, USF by 10 1st-08:50.

Points	In	Off	2nd	Fast	Bench
CIN	22	11	13	10	14
USF	14	8	10	2	34

Score tied - 2 times.  
Lead changed - 4 times.

GAME 18 • JAN. 16, 2018  
12/11 CINCINNATI (49) AT UCF (38)  
CFE ARENA (ORLANDO, FLA.)

Cincinnati 49 • 16-2, 5-0

#	Player	Total		3-Ptr		Rebounds			PF	TP	A	TO	Blk	Stl	Min
		FG	FGA	FG	FGA	FT	FTA	Off Def Tot							
11	CLARK, Gary	f	8-15	1-3	0-0	3	12	15	2	17	1	1	1	2	35
24	WASHINGTON, Kyle	f	3-7	1-3	0-0	1	3	4	2	7	0	0	1	0	24
01	EVANS, Jacob	g	3-14	1-6	3-4	0	2	2	1	10	4	2	3	1	38
03	JENIFER, Justin	g	0-1	0-1	0-0	0	0	0	2	0	1	0	0	1	14
34	CUMBERLAND, Jarron	g	1-4	1-3	2-4	1	1	2	1	5	4	3	0	1	34
05	MOORE, Trevor	1-3	0-1	1-2	0	3	3	2	3	0	0	0	0	1	14
13	SCOTT, Tre	1-1	0-0	0-0	2	2	0	2	0	2	0	0	0	0	10
15	BROOME, Cane	1-7	1-3	0-0	0	2	2	1	3	5	2	0	0	0	21
33	BROOKS, Nysier	1-2	0-0	0-0	0	0	0	2	2	0	0	1	0	0	10
Team						4	1	5			1				
Totals			19-54	5-20	6-10	11	24	35	13	49	15	9	6	6	200
FG % 1st Half: 6-26		23.1%	2nd half: 13-28		46.4%	Game: 19-54		35.2%	Deadball						
3FG % 1st Half: 2-8		25.0%	2nd half: 3-12		25.0%	Game: 5-20		25.0%	Rebounds						
FT % 1st Half: 1-2		50.0%	2nd half: 5-8		62.5%	Game: 6-10		60.0%	4,1						

UCF 38 • 12-6, 3-3

#	Player	Total		3-Ptr		Rebounds			PF	TP	A	TO	Blk	Stl	Min
		FG	FGA	FG	FGA	FT	FTA	Off Def Tot							
03	DAVIS, AJ	f	1-7	0-2	1-2	2	5	7	3	3	3	3	0	0	32
24	FALL, Tacko	c	3-4	0-0	1-4	2	7	9	0	7	0	1	1	0	24
02	ALLEN, Terrell	g	3-10	1-3	0-0	1	1	2	3	7	2	4	0	0	39
04	DEJESUS, Ceasar	g	0-7	0-2	0-0	0	1	1	1	0	3	2	0	1	24
33	MUMIN, Djordjije	g	2-4	2-4	0-0	0	0	0	2	6	0	0	0	0	14
01	TAYLOR, BJ	3-7	0-0	0-2	0	1	1	1	6	1	1	0	0	0	21
05	DOUGLAS, Myles	0-2	0-1	0-0	0	1	1	0	0	0	0	0	0	0	5
10	GRIFFIN, Dayon	2-8	2-5	1-2	1	1	2	0	7	2	1	0	0	2	25
21	BROWN, Chad	1-1	0-0	0-0	1	4	5	1	2	2	0	0	0	0	16
Team						5	3	8			2				
Totals			15-50	5-17	3-10	12	24	36	11	38	11	14	1	3	200
FG % 1st Half: 7-31		22.6%	2nd half: 8-19		42.1%	Game: 15-50		30.0%	Deadball						
3FG % 1st Half: 2-9		22.2%	2nd half: 3-8		37.5%	Game: 5-17		29.4%	Rebounds						
FT % 1st Half: 3-8		37.5%	2nd half: 0-2		0.0%	Game: 3-10		30.0%	5						

Officials: Michael Stephens, Timothy Nestor, Steve Olson  
Technical fouls: Cincinnati-None. UCF-None.  
Attendance: 7565

Score by periods	1st	2nd	Total
Cincinnati	15	34	49
UCF	19	19	38

Points	In	Off	2nd	Fast	Bench
CIN	24	18	16	2	10
UCF	18	6	3	0	15

Last FG - CIN 2nd-00:54, UCF 2nd-03:33.  
Largest lead - CIN by 11 2nd-00:54, UCF by 9 1st-12:01.

Score tied - 3 times.  
Lead changed - 3 times.

GAME 19 • JAN. 20, 2018  
ECU (60) AT 12/11 CINCINNATI (86)  
BB&T ARENA (HIGHLAND HEIGHTS, KY.)

ECU 60 • 8-11 (2-6)

#	Player	Total		3-Ptr		Rebounds			PF	TP	A	TO	Blk	Stl	Min
		FG-FGA	FG-FGA	FT-FTA	Off	Def	Tot								
15	BARKLEY, Kentrell	f	5-12	0-3	0-0	2	6	8	1	10	3	2	3	0	28
25	CRAIG, Jabari	f	1-2	0-0	1-2	0	2	2	4	3	0	1	0	0	9
00	FLEMING, Isaac	g	6-12	1-2	2-2	3	0	3	2	15	0	5	0	1	25
21	TYSON, B.J.	g	2-9	0-2	3-3	0	1	1	1	7	2	2	2	1	36
55	WILLIAMS, Shawn	g	6-13	3-9	0-0	0	3	3	1	15	2	1	0	1	37
02	DAVIS, K.J.	0-0	0-0	0-0	0	0	0	0	0	0	0	0	0	0	2
10	JACKSON, Aaron	1-4	0-0	0-0	1	0	1	0	2	0	0	0	0	0	9
13	WHATLEY, Justin	0-1	0-0	0-0	1	1	2	2	0	0	1	0	0	0	12
32	SPASOJEVIC, Dimitri	4-6	0-0	0-0	2	2	4	3	8	1	1	0	0	0	19
35	HARUNA, Usman	0-0	0-0	0-4	1	3	4	4	0	0	0	1	0	0	22
52	OBASOCHAN, Justice	0-0	0-0	0-0	0	0	0	1	0	0	0	0	0	0	1
Team						0	1	1			2				
Totals			25-59	4-16	6-11	10	19	29	19	60	8	15	6	3	200
FG % 1st Half: 16-29 55.2% 2nd half: 9-30 30.0% Game: 25-59 42.4%															
3FG % 1st Half: 3-7 42.9% 2nd half: 1-9 11.1% Game: 4-16 25.0%															
FT 1st Half: 3-5 60.0% 2nd half: 1-6 16.7% Game: 6-11 54.5%															
Deadball Rebounds 3,2															

GAME 21 • JAN. 27, 2018  
9/8 CINCINNATI (62) AT MEMPHIS (48)  
FEDEX FORUM (MEMPHIS, TENN.)

Cincinnati 62 • 19-2, 8-0 Americ

#	Player	Total		3-Ptr		Rebounds			PF	TP	A	TO	Blk	Stl	Min
		FG-FGA	FG-FGA	FT-FTA	FT-FTA	Off	Def	Tot							
01	EVANS, Jacob	f	6-9	2-3	0-0	0	2	2	5	14	0	4	0	1	20
11	CLARK, Gary	f	5-14	1-2	7-13	7	2	9	4	18	2	1	1	1	35
24	WASHINGTON, Kyle	f	2-9	0-2	0-1	1	9	10	4	4	1	5	2	0	35
34	CUMBERLAND, Jarron	f	3-7	1-3	0-0	2	3	5	4	7	2	2	0	1	36
03	JENIFER, Justin	g	0-0	0-0	0-0	0	0	0	3	0	2	0	0	1	9
02	WILLIAMS, Keith		0-0	0-0	0-0	0	0	0	0	0	0	0	0	0	2
05	MOORE, Trevor		2-4	2-4	2-2	0	3	3	2	8	1	0	0	0	26
13	SCOTT, Tre		1-1	0-0	0-0	0	0	0	0	2	1	1	0	0	4
15	BROOME, Cane		3-7	2-4	1-3	0	0	0	4	9	6	1	0	0	28
22	NSOSEME, Eliel		0-0	0-0	0-0	0	0	0	1	0	0	0	0	0	1
33	BROOKS, Nysier		0-0	0-0	0-0	0	2	2	0	0	0	0	1	0	4
Team						4	4	8			1				
Totals			22-51	8-18	10-19	14	25	39	27	62	15	15	4	4	200

FG % 1st Half: 13-29 44.8% 2nd half: 9-22 40.9% Game: 22-51 43.1%  
3FG % 1st Half: 4-10 40.0% 2nd half: 4-8 50.0% Game: 8-18 44.4%  
FT % 1st Half: 4-10 40.0% 2nd half: 6-9 66.7% Game: 10-19 52.6%

Deadball  
Rebounds  
3,1

Memphis 48 • 13-8, 4-4 Americ

#	Player	Total		3-Ptr		Rebounds			PF	TP	A	TO	Blk	Stl	Min
		FG-FGA	FG-FGA	FT-FTA	FT-FTA	Off	Def	Tot							
00	DAVENPORT, Kyvon	f	3-11	0-2	2-5	3	7	10	4	8	0	1	2	0	33
10	PARKS JR, Mike	f	0-2	0-0	3-4	2	6	8	3	3	1	1	1	0	37
01	JOHNSON, Jamal	g	1-2	0-1	1-2	0	1	1	2	3	0	2	0	0	23
03	MARTIN, Jeremiah	g	5-13	1-7	9-13	0	2	2	2	20	1	2	1	2	35
02	RIVERS, Jimario		1-4	1-2	1-3	1	2	3	4	1	0	0	0	0	19
04	THORNTON, Raynere	/	0-1	0-0	0-0	0	0	0	0	0	1	0	0	0	6
05	BREWTON JR, Kareem		4-11	1-4	1-2	1	0	1	1	10	1	3	0	3	36
12	ENOH, Victor		0-0	0-0	0-0	0	0	0	0	0	0	0	0	0	3
15	NICKELBERRY, David		0-1	0-1	0-0	0	1	1	2	0	0	1	0	0	8
Team						3	2	5			1				
Totals			14-45	3-17	17-29	10	21	31	18	48	4	12	4	5	200

FG % 1st Half: 7-24 29.2% 2nd half: 7-21 33.3% Game: 14-45 31.1%  
3FG % 1st Half: 4-10 40.0% 2nd half: 2-9 22.2% Game: 3-17 17.6%  
FT % 1st Half: 6-9 66.7% 2nd half: 11-20 55.0% Game: 17-29 58.6%

Deadball  
Rebounds  
7

Officials: Karl Hess, Jose Carrion, Dwayne Gladden  
Technical fouls: Cincinnati-None. Memphis-None.  
Attendance: 12223

Score by periods	1st	2nd	Total
Cincinnati	34	28	62
Memphis	21	27	48

Points	In	Off	2nd	Fast	Bench
CIN	20	10	9	6	19
MEM	22	13	4	6	14

Last FG - CIN 2nd-01:16, MEM 2nd-00:51.  
Largest lead - CIN by 19 1st-04:16, MEM None.  
Score tied - 0 times.  
Lead changed - 0 times.

GAME 22 • JAN. 31, 2018  
RV/RV HOUSTON AT 8/8 CINCINNATI  
BB&T ARENA (HIGHLAND HEIGHTS, KY.)

Houston 70 • 16-5, 6-3

#	Player	Total		3-Ptr		Rebounds			PF	TP	A	TO	Blk	Stl	Min
		FG-FGA	FG-FGA	FT-FTA	FT-FTA	Off	Def	Tot							
11	DAVIS, Devin	f	7-11	0-1	1-5	3	6	9	2	15	3	1	1	1	36
24	BRADY, Brearon	f	1-2	0-0	0-0	0	1	1	5	2	0	2	0	0	6
05	DAVIS Jr., Corey	g	6-12	5-7	1-2	2	4	6	2	18	4	1	0	0	35
25	ROBINSON, Jr., Galen	g	1-4	0-2	0-0	0	1	1	0	2	4	0	0	2	19
32	GRAY, Rob	g	4-15	1-6	0-0	4	2	6	1	9	6	2	0	1	37
01	HARRIS Jr., Chris		0-0	0-0	0-2	0	0	0	0	1	0	0	1	1	5
03	BROOKS, Armoni		4-10	4-9	0-0	1	0	1	3	12	0	0	0	1	24
12	VANBECK, Wes		0-0	0-0	0-0	0	1	1	1	0	0	0	0	0	7
13	ZANNA, Nura		1-4	0-0	0-0	1	0	1	4	2	0	1	0	0	8
35	WHITE Jr., Fabian		4-8	0-0	2-2	1	1	2	5	10	0	0	1	1	23
Team						3	1	4							
Totals			28-66	10-25	4-11	15	17	32	24	70	17	8	3	6	200

FG % 1st Half: 16-32 50.0% 2nd half: 12-34 35.3% Game: 28-66 42.4%  
3FG % 1st Half: 5-10 50.0% 2nd half: 5-15 33.3% Game: 10-25 40.0%  
FT % 1st Half: 3-5 60.0% 2nd half: 1-6 16.7% Game: 4-11 36.4%

Deadball  
Rebounds  
1,5

Cincinnati 80 • 20-2, 9-0

#	Player	Total		3-Ptr		Rebounds			PF	TP	A	TO	Blk	Stl	Min
		FG-FGA	FG-FGA	FT-FTA	FT-FTA	Off	Def	Tot							
11	CLARK, Gary	f	5-8	2-3	2-4	2	8	10	4	14	2	0	3	1	30
24	WASHINGTON, Kyle	f	6-8	3-4	4-6	0	5	5	2	19	0	0	3	0	26
01	EVANS, Jacob	g	6-16	2-5	4-4	3	4	7	2	18	5	2	0	2	40
03	JENIFER, Justin	g	1-2	1-2	0-0	1	3	4	0	3	2	1	0	0	18
34	CUMBERLAND, Jarron	g	4-10	0-2	7-10	2	2	4	3	15	4	4	1	1	31
02	WILLIAMS, Keith		0-0	0-0	0-0	0	0	0	0	0	0	0	0	0	1
05	MOORE, Trevor		0-2	0-1	1-2	1	0	1	1	1	0	0	0	0	7
13	SCOTT, Tre		0-2	0-0	0-1	2	2	4	1	0	0	0	0	0	13
15	BROOME, Cane		2-5	0-2	0-0	1	1	2	0	4	1	2	0	0	21
33	BROOKS, Nysier		3-3	0-0	0-0	0	0	0	2	6	0	0	1	1	13
Team						0	2	2							
Totals			27-56	8-19	18-27	12	27	39	15	80	14	9	8	5	200

FG % 1st Half: 12-26 46.2% 2nd half: 15-30 50.0% Game: 27-56 48.2%  
3FG % 1st Half: 4-8 50.0% 2nd half: 4-11 36.4% Game: 8-19 42.1%  
FT % 1st Half: 9-11 81.8% 2nd half: 9-16 56.3% Game: 18-27 66.7%

Deadball  
Rebounds  
4,2

Officials: Terry Oglesby, Terry Wymer, Clarence Armstrong  
Technical fouls: Houston-None. Cincinnati-None.  
Attendance: 8885

Score by periods	1st	2nd	Total
Houston	40	30	70
Cincinnati	37	43	80

Points	In	Off	2nd	Fast	Bench
HOU	22	14	16	4	24
CIN	30	8	17	9	11

Last FG - HOU 2nd-00:12, CIN 2nd-00:18.  
Largest lead - HOU by 18 1st-07:24, CIN by 13 2nd-03:41.  
Score tied - 7 times.  
Lead changed - 7 times.

GAME 23 • FEB. 3, 2018  
8/8 CINCINNATI (65) AT UCONN (57)  
GAMPEL PAVILION (STORRS, CONN.)

Cincinnati 65 • 21-2, 10-0 AAC

#	Player	Total		3-Ptr		Rebounds			PF	TP	A	TO	Blk	Stl	Min
		FG-FGA	FG-FGA	FT-FTA	FT-FTA	Off	Def	Tot							
01	EVANS, Jacob	f	4-12	2-5	9-10	2	3	5	1	19	3	0	1	0	39
11	CLARK, Gary	f	1-3	0-1	3-4	1	5	6	3	5	2	1	1	0	34
24	WASHINGTON, Kyle	f	6-10	1-2	0-0	4	7	11	1	13	1	1	1	0	29
03	JENIFER, Justin	g	1-5	1-3	2-2	0	1	1	3	5	0	3	0	0	16
34	CUMBERLAND, Jarron	g	2-8	2-8	2-5	0	4	4	2	8	1	1	0	0	29
02	WILLIAMS, Keith		1-1	1-1	0-0	0	0	0	0	3	0	0	0	0	2
05	MOORE, Trevor		0-1	0-1	0-0	0	0	0	0	0	0	0	0	1	10
13	SCOTT, Tre		0-0	0-0	2-2	0	2	2	0	2	0	0	0	0	7
15	BROOME, Cane		4-10	2-4	0-1	0	0	0	0	10	3	2	0	1	24
33	BROOKS, Nysier		0-0	0-0	0-0	0	0	0	4	0	0	2	1	1	10
Team						3	6	9			2				
Totals			19-50	9-25	18-24	10	28	38	14	65	10	12	4	3	200

FG % 1st Half: 10-26 38.5% 2nd half: 9-24 37.5% Game: 19-50 38.0%  
3FG % 1st Half: 6-12 50.0% 2nd half: 3-13 23.1% Game: 9-25 36.0%  
FT % 1st Half: 6-9 66.7% 2nd half: 12-15 80.0% Game: 18-24 75.0%

Deadball  
Rebounds  
3

UCONN 57 • 11-12, 4-6 AAC

#	Player		Total		3-Ptr		Rebounds			PF	TP	A	TO	Blk	Stl	Min
			FG	FGA	FG	FGA	FT	FTA	Off							
21	DIARRA, Mamadou	f	2-2	0-0	4-5		3	3	6	1	8	0	1	2	0	23
22	LARRIER, Terry	f	1-8	1-4	2-2		0	4	4	2	5	0	2	0	1	28
25	CARLTON, Josh	f	0-2	0-0	0-0		2	1	3	4	0	0	0	0	0	15
01	VITAL, Christian	g	8-16	2-5	0-1		0	9	9	4	18	0	4	0	2	36
04	ADAMS, Jalen	g	7-20	2-7	4-4		1	2	3	3	20	4	1	0	2	37
00	ANDERSON, Antwoine		1-3	0-1	0-0		0	3	3	1	2	0	1	0	0	20
05	WHALEY, Isaiah		0-2	0-0	0-0		0	0	0	1	0	1	0	0	0	22
12	POLLEY, Tyler		0-0	0-0	0-0		0	0	0	0	0	0	1	0	0	6
34	ONUORAH, David		1-2	0-0	2-2		0	0	0	4	4	0	0	1	0	13
Team							3	2	5							
Totals			20-55	5-17	12-14		9	24	33	20	57	5	10	3	7	200

GAME 25 • FEB. 11, 2018  
6/6 CINCINNATI (76) AT SMU (51)  
MOODY COLISEUM (DALLAS, TEXAS)

Cincinnati 76 • 23-2, 12-0 AAC

#	Player	Total		3-Ptr		Rebounds			PF	TP	A	TO	Blk	Stl	Min
		FG-FGA	FG-FGA	FT-FTA	Off	Def	Tot								
01	EVANS, Jacob	f	2-8	1-5	4-4	1	4	5	1	9	4	0	0	0	28
11	CLARK, Gary	f	4-8	1-1	2-3	3	3	6	3	11	2	0	2	2	18
24	WASHINGTON, Kyle	f	8-12	0-1	1-1	1	7	8	1	17	0	1	2	0	18
03	JENIFER, Justin	g	2-3	2-3	0-0	0	4	4	0	6	5	1	0	0	19
34	CUMBERLAND, Jarron	g	4-7	1-4	3-4	1	2	3	0	12	4	0	0	2	25
02	WILLIAMS, Keith		3-5	0-1	2-2	0	0	0	1	8	1	2	0	1	12
05	MOORE, Trevor		0-4	0-4	0-0	0	1	1	1	0	0	2	1	0	15
13	SCOTT, Tre		1-5	0-1	0-0	3	2	5	2	2	4	0	0	1	18
15	BROOME, Cane		0-1	0-0	3-5	0	1	1	0	3	1	0	0	0	17
22	NSOSEME, Eliel		2-3	0-0	0-1	1	0	1	1	4	1	1	0	0	11
33	BROOKS, Nysier		2-7	0-0	0-2	2	3	5	3	4	1	0	1	1	19
Team						1	1	2							
Totals			28-63	5-20	15-22	13	28	41	13	76	23	7	6	8	200
FG % 1st Half: 11-33 33.3% 2nd half: 17-30 56.7% Game: 28-63 44.4%															
3FG % 1st Half: 2-9 22.2% 2nd half: 3-11 27.3% Game: 5-20 25.0%															
FT % 1st Half: 8-11 72.7% 2nd half: 7-11 63.6% Game: 15-22 68.2%															
Deadball Rebounds 4															

SMU 51 • 15-10, 5-7 AAC

#	Player	Total		3-Ptr		Rebounds			PF	TP	A	TO	Blk	Stl	Min
		FG-FGA	FG-FGA	FT-FTA	Off	Def	Tot								
23	AGAU, Akoy	f	2-5	0-0	2-2	3	10	13	4	6	2	1	2	0	30
00	McMURRAY, Jhmal	g	8-18	3-10	0-0	3	3	6	2	19	1	2	0	0	38
20	MORRIS, Elijah	g	1-8	1-7	0-0	1	1	2	2	3	2	1	0	0	33
21	EMELOGU, Ben	g	1-8	0-3	0-1	1	2	3	1	2	0	2	0	0	24
31	WHITT, Jimmy	g	7-14	0-0	5-7	1	4	5	2	19	3	1	1	2	40
03	DOUGLAS, William		0-4	0-2	2-2	0	3	3	3	2	2	4	0	1	27
12	PYLE, James		0-2	0-2	0-0	1	0	1	0	0	0	1	0	0	8
Team						2	2	4							
Totals			19-59	4-24	9-12	12	25	37	14	51	10	14	3	3	200
FG % 1st Half: 9-35 25.7% 2nd half: 10-24 41.7% Game: 19-59 32.2%															
3FG % 1st Half: 1-13 7.7% 2nd half: 3-11 27.3% Game: 4-24 16.7%															
FT % 1st Half: 2-4 50.0% 2nd half: 7-8 87.5% Game: 9-12 75.0%															
Deadball Rebounds 3															

Officials: Doug Simmons, Ted Valentine, Pat Adams  
Technical fouls: Cincinnati-None. SMU-None.  
Attendance: 6935

Score by periods	1st	2nd	Total
Cincinnati	32	44	76
SMU	21	30	51

Last FG - CIN 2nd-00:43, SMU 2nd-01:23.  
Largest lead - CIN by 35 2nd-11:33, SMU by 5 1st-17:07.

Points	In	Off	2nd	Fast	Bench
CIN	38	18	11	9	21
SMU	28	10	11	9	2

Score tied - 1 time.  
Lead changed - 1 time.

GAME 26 • FEB. 15 2018  
5/5 CINCINNATI (62) AT RV/RV HOUSTON (67)  
H&PE ARENA (HOUSTON, TEXAS)

Cincinnati 62 • 23-3, 12-1 AAC

#	Player	Total		3-Ptr		Rebounds			PF	TP	A	TO	Blk	Stl	Min
		FG-FGA	FG-FGA	FT-FTA	Off	Def	Tot								
01	EVANS, Jacob	f	3-9	1-4	9-12	3	2	5	2	16	2	3	1	2	40
11	CLARK, Gary	f	4-10	0-1	5-8	1	6	7	4	13	2	3	0	1	39
24	WASHINGTON, Kyle	c	4-9	0-1	2-3	1	3	4	2	10	0	4	1	0	28
03	JENIFER, Justin	g	2-4	1-2	2-2	1	0	1	2	7	1	0	0	0	27
34	CUMBERLAND, Jarron	g	3-9	2-6	6-7	3	1	4	2	14	1	1	0	1	37
05	MOORE, Trevor		0-1	0-1	0-0	0	1	1	0	0	0	0	0	0	10
13	SCOTT, Tre		1-1	0-0	0-0	0	0	0	0	2	0	1	1	0	6
15	BROOME, Cane		0-0	0-0	0-0	0	0	0	2	0	1	0	0	0	6
22	NSOSEME, Eliel		0-0	0-0	0-0	0	0	0	0	0	0	0	0	0	2
33	BROOKS, Nysier		0-1	0-0	0-0	0	5	5	2	0	0	1	1	0	5
Team						0	0	0							
Totals			17-44	4-15	24-32	9	18	27	16	62	7	13	3	4	200
FG % 1st Half: 11-25 44.0% 2nd half: 6-19 31.6% Game: 17-44 38.6%															
3FG % 1st Half: 3-8 37.5% 2nd half: 1-7 14.3% Game: 4-15 26.7%															
FT % 1st Half: 2-3 66.7% 2nd half: 22-29 75.9% Game: 24-32 75.0%															
Deadball Rebounds 1															

Houston 67 • 20-5, 10-3 AAC

#	Player	Total		3-Ptr		Rebounds			PF	TP	A	TO	Blk	Stl	Min
		FG-FGA	FG-FGA	FT-FTA	Off	Def	Tot								
15	DAVIS, Devin	f	7-13	0-0	2-2	4	6	10	3	16	1	2	1	1	34
24	BRADY, Brearon	f	2-2	0-0	0-3	0	4	4	3	4	0	2	0	0	14
05	DAVIS Jr., Corey	g	6-9	4-5	0-0	1	3	4	5	16	0	0	0	3	33
25	ROBINSON, Jr., Galen	g	1-3	0-0	0-0	0	2	2	1	2	6	3	0	1	26
32	GRAY, Rob	g	3-13	1-7	6-6	1	0	1	2	13	4	4	0	1	29
03	BROOKS, Armoni		4-7	2-4	2-3	0	3	3	2	12	1	0	2	0	28
12	VANBECK, Wes		0-1	0-1	0-0	0	1	1	0	0	0	0	0	1	4
13	ZANNA, Nura		1-1	0-0	0-2	5	3	8	5	2	0	1	0	0	19
35	WHITE Jr., Fabian		0-1	0-0	2-2	0	2	2	3	2	0	2	1	0	13
Team						0	1	1							
Totals			24-50	7-17	12-18	11	25	36	24	67	12	15	4	7	200
FG % 1st Half: 10-24 41.7% 2nd half: 14-26 53.8% Game: 24-50 48.0%															
3FG % 1st Half: 2-6 33.3% 2nd half: 5-11 45.5% Game: 7-17 41.2%															
FT % 1st Half: 2-6 33.3% 2nd half: 10-12 83.3% Game: 12-18 66.7%															
Deadball Rebounds 3															

Officials: Jamie Luckie (CC), Jeffrey Anderson (R1), Byron Jarrett (R)  
Technical fouls: Cincinnati-None. Houston-None.  
Attendance: 5363

Score by periods	1st	2nd	Total
Cincinnati	27	35	62
Houston	24	43	67

Points	In	Off	2nd	Fast	Bench
CIN	22	22	10	0	2
HOU	26	10	17	4	16

Last FG - CIN 2nd-00:00, HOU 2nd-01:01.  
Largest lead - CIN by 13 1st-11:37, HOU by 8 2nd-00:04.

Score tied - 5 times.  
Lead changed - 4 times.

GAME 27 • FEB. 18, 2018  
19/18 WICHITA STATE (76) AT 5/5 CINCINNATI (72)  
BB&T ARENA (HIGHLAND HEIGHTS, KY.)

Wichita State 76 • 21-5 (11-3)

#	Player		Total	3-Ptr	Off	Reb	Def	TP	A	TO	Blk	Stl	Min.		
			FG-FGA	FG-FGA	FT-FTA										
00	KELLY, Rashard	f	3-4	0-1	1-3	2	2	4	7	4	0	0	26		
01	BROWN, Zach	f	2-3	2-3	0-0	0	1	1	2	6	1	2	0	16	
24	MORRIS, Shaquille	c	5-9	0-0	3-4	2	1	3	2	13	1	1	2	33	
11	SHAMET, Landry	g	6-13	3-6	4-5	1	3	4	0	19	5	5	0	37	
12	REAVES, Austin	g	5-8	2-5	0-0	0	0	0	1	12	0	2	0	25	
20	NURGER, Rauno		0-0	0-0	0-0	0	0	0	3	0	0	0	0	6	
21	WILLIS Jr., Darral		1-3	0-0	3-4	0	4	4	3	5	2	3	0	14	
32	McDUFFIE, Markis		3-6	1-2	1-2	2	3	5	3	8	1	1	0	25	
33	FRANKAMP, Conner		2-5	0-1	2-2	0	1	1	3	6	2	1	0	18	
Team						2	2	4							
Totals			27-51	8-18	14-20	9	17	26	21	76	16	15	2	3	200
FG % 1st Half: 14-23 60.9% 2nd half: 13-28 46.4% Game: 27-51 52.9%															
3FG % 1st Half: 5-9 55.6% 2nd half: 3-9 33.3% Game: 8-18 44.4%															
FT % 1st Half: 9-11 81.8% 2nd half: 5-9 55.6% Game: 14-20 70.0%															
														Deards 3,2	

GAME 29 • FEB. 25, 2018  
TULSA (74) AT 11/11 CINCINNATI (82)  
BB&T ARENA (HIGHLAND HEIGHTS, KY.)

Tulsa 74 • 17-11 (10-6)

#	Player	Total			3-Ptr			Rebounds			PF		TP		A	TO	Blk	Stl	Min
		FG-FGA	FG-FGA	FT-FTA	Off	Def	Tot	PF	TP										
00	ETOU, Junior	f	7-16	4-10	3-4	3	1	4	1	21	2	2	0	0	31				
01	IGBANU, Martins	f	4-5	0-0	1-2	2	3	5	0	9	4	1	0	0	27				
03	JOINER, Elijah	g	2-4	2-3	0-0	1	3	4	3	6	6	2	0	0	28				
05	KORITA, Lawson	g	2-3	1-2	0-0	1	1	2	0	5	0	0	0	0	26				
32	HENDERSON JR, Corey	g	4-13	3-9	0-0	1	0	1	2	11	4	2	0	1	30				
02	JEFFRIES, DaQuan	g	3-7	2-4	0-0	2	2	4	2	8	1	2	3	1	23				
10	SCOTT, Curran	g	3-7	1-1	2-2	3	0	3	2	9	0	1	0	0	20				
13	WHEELER, Jaleel	g	2-4	1-1	0-0	0	1	1	1	5	0	2	0	0	13				
35	ARTISON, Geno	g	0-0	0-0	0-0	0	0	0	0	0	1	0	0	0	2				
Team						2	0	2											
Totals			27-59	14-30	6-8	15	11	26	11	74	18	12	3	2	200				
FG % 1st Half: 16-27 59.3%		2nd half: 11-32 34.4%		Game: 27-59 45.8%		Deadball		Rebounds		2,2									
3FG % 1st Half: 9-14 64.3%		2nd half: 5-16 31.3%		Game: 14-30 46.7%															
FT % 1st Half: 6-8 75.0%		2nd half: 0-0 0.0%		Game: 6-8 75.0%															

Cincinnati 82 • 25-4 (14-2)

#	Player		Total		3-Ptr	Rebounds			PF	TP	A	TO	Blk	Stl	Min	
			FG-FGA	FG-FGA	FT-FTA	Off	Def	Tot								
11	CLARK, Gary	f	7-10	2-2	1-2	1	1	2	3	17	2	3	1	3	28	
24	WASHINGTON, Kyle	f	4-7	0-0	0-0	0	4	4	2	8	0	1	0	0	23	
01	EVANS, Jacob	g	5-11	4-5	1-2	3	3	6	2	15	7	0	0	0	35	
03	JENIFER, Justin	g	2-2	2-2	0-0	0	0	0	0	6	5	1	0	0	16	
34	CUMBERLAND, Jarron	g	6-10	4-7	1-1	1	4	5	1	17	8	3	0	2	34	
02	WILLIAMS, Keith	g	1-2	0-0	0-1	1	0	1	0	2	0	1	1	0	7	
05	MOORE, Trevor	g	1-3	0-2	0-0	1	0	1	0	2	0	2	0	0	14	
13	SCOTT, Tre	g	0-3	0-0	0-0	3	4	7	3	0	0	1	1	0	21	
15	BROOME, Cane	g	5-7	3-4	2-2	0	1	1	2	15	4	1	1	0	20	
22	NSOSEME, Eliel	g	0-0	0-0	0-0	0	0	0	0	0	0	0	0	0	1	
33	BROOKS, Nysier	g	0-1	0-0	0-0	0	0	0	0	0	0	1	0	0	1	
Team						3	0	3	1							
Totals				31-56	15-22	5-8	13	17	30	14	82	26	14	4	5	200
FG % 1st Half: 16-31 51.6%			2nd half: 15-25 60.0%			Game: 31-56 55.4%			Deadball							
3FG % 1st Half: 9-14 64.3%			2nd half: 6-8 75.0%			Game: 15-22 68.2%									Rebounds	
FT % 1st Half: 3-5 60.0%			2nd half: 2-3 66.7%			Game: 5-8 62.5%									2	

Officials: Zelton Steed, Lee Cassell, Chuck Jones  
Technical fouls: Tulsa-None. Cincinnati-TEAM.  
Attendance: 8911

Score by periods	1st	2nd	Total
Tulsa	47	27	74
Cincinnati	44	38	82

Last FG - TLS 2nd-00:58, CIN 2nd-01:11.  
Largest lead - TLS by 8 2nd-18:22, CIN by 13 2nd-09:05.

	In	Off	2nd	Fast	
Points	Paint	T/O	Chance	Break	Bench
TLS	26	17	17	2	22
CIN	30	11	13	7	19

Score tied - 9 times.  
Lead changed - 10 times.

GAME 30 • MARCH 1, 2018  
10/10 CINCINNATI (78) AT TULANE (49)  
FOGELMAN IN DEVLIN (NEW ORLEANS, LA.)

Cincinnati 78 • 26-4, 15-2 AAC

#	Player		Total		3-Ptr	Rebounds			PF	TP	A	TO	Blk	Stl	Min
			FG-FGA	FG-FGA	FT-FTA	Off	Def	Tot							
11	CLARK, Gary	f	2-8	0-0	0-0	4	5	9	1	4	4	1	0	3	23
24	WASHINGTON, Kyle	f	7-12	1-4	1-1	4	3	7	0	16	0	1	2	1	26
01	EVANS, Jacob	g	4-10	3-5	0-0	0	1	1	0	11	0	1	1	0	11
03	JENIFER, Justin	g	1-2	0-0	2-2	0	1	1	4	4	3	0	0	2	17
34	CUMBERLAND, Jarron	g	2-5	0-2	4-4	0	1	1	2	8	5	3	0	1	22
02	WILLIAMS, Keith	g	2-6	0-0	2-4	3	2	5	1	6	1	3	2	1	27
05	MOORE, Trevor	g	0-1	0-1	2-2	0	1	1	3	2	0	1	1	1	16
13	SCOTT, Tre	g	3-7	0-0	4-4	2	4	6	1	10	0	1	0	1	17
15	BROOME, Cane	g	6-7	1-1	0-0	1	2	3	2	13	0	0	0	1	25
22	NSOSEME, Eliel	g	0-0	0-0	0-0	0	0	0	2	0	0	1	1	0	5
33	BROOKS, Nysier	g	2-2	0-0	0-0	2	1	3	1	4	0	0	0	0	11
Team						0	4	4							
Totals			29-60	5-13	15-17	16	25	41	17	78	13	13	7	11	200
FG % 1st Half: 15-33 45.5%			2nd half: 14-27 51.9%		Game: 29-60 48.3%		Deadball		Rebounds						
3FG % 1st Half: 4-9 44.4%			2nd half: 1-4 25.0%		Game: 5-13 38.5%										
FT % 1st Half: 5-6 83.3%			2nd half: 10-11 90.9%		Game: 15-17 88.2%										

Tulane 49 • 14-15, 5-12 AAC

#	#	Player	Total		3-Ptr	Rebounds			PF	TP	A			Blk	Stl	Min
			FG-FGA	FG-FGA	FT-FTA	Off	Def	Tot			TO	TO	TO			
05		REYNOLDS, Cameron	f	4-13	0-0	1-2	1	4	5	1	9	1	4	1	1	36
23		PAUL, Blake	f	0-1	0-0	0-0	0	0	0	2	0	0	1	0	0	8
00		CORNISH, Jordan	g	1-5	1-4	1-2	0	1	1	2	4	0	2	0	0	24
03		ONA EMBO, Ray	g	3-9	1-5	2-2	1	3	4	3	9	3	2	0	0	37
35		FRAZIER, Melvin	g	4-11	0-1	5-5	2	3	5	1	13	0	2	0	3	34
10		DANIELS, Caleb		2-6	1-3	5-6	0	0	0	3	10	1	2	0	1	22
11		AJANG, Bul		0-1	0-0	0-0	0	0	0	2	0	0	1	0	0	8
14		SLATER, Colin		0-0	0-0	0-0	0	0	0	0	0	0	0	0	0	3
21		SEHIC, Samir		2-5	0-1	0-0	4	2	6	1	4	0	3	1	0	28
Team							3	2	5							
Totals				16-51	3-14	14-17	11	15	26	15	49	5	17	2	5	200
FG % 1st Half: 7-28 25.0%			2nd half: 9-23 39.1%			Game: 16-51 31.4%			Deadball			Rebounds				
3FG % 1st Half: 0-5 0.0%			2nd half: 3-9 33.3%			Game: 3-14 21.4%										
FT % 1st Half: 6-7 85.7%			2nd half: 8-10 80.0%			Game: 14-17 82.4%						1				

Officials: Joe Lindsay, Tony Henderson, Jerry Heater  
Technical fouls: Cincinnati-None. Tulane-None.  
Attendance: 2824

Score by periods	1st	2nd	Total
Cincinnati	39	39	78
Tulane	20	29	49

Last FG - CIN 2nd-01:18, TLN 2nd-01:09.  
Largest lead - CIN by 33 2nd-10:47, TLN None.

Points	In Paint	Off T/O	2nd Chance	Fast Break	Bench
CIN	36	23	24	0	35
TIN	18	15	8	2	14

Score tied - 1 time.  
Lead changed - 0 times.

GAME 31 • MARCH 4, 2018  
10/10 CINCINNATI AT 11/11 WICHITA STATE  
KOCH ARENA (WICHITA, KAN.)

GAME 32 • MARCH 9, 2018 • AMERICAN CHAMPIONSHIP QRTS  
CINCINNATI VS. TBA  
AMWAY CENTER (ORLANDO, FLA.)



**2017-18 Cincinnati Basketball**  
Cincinnati Combined Team Statistics (as of Mar 02, 2018)  
**All games**



<b>RECORD:</b>	<b>OVERALL</b>	<b>HOME</b>	<b>AWAY</b>	<b>NEUTRAL</b>
ALL GAMES	26-4	15-1	8-2	3-1
CONFERENCE	15-2	8-1	7-1	0-0
NON-CONFERENCE	11-2	7-0	1-1	3-1

#	Player	gp-gs	min	avg	Total		3-Point		F-Throw		Rebounds				pf	dq	a	to	blk	stl	pts	avg
					fg-fga	fg%	3fg-fga	3fg%	ft-fa	ft%	off	def	tot	avg								
01	EVANS, Jacob	30-30	920	30.7	134-299	.448	54-132	.409	77-98	.786	42	91	133	4.4	61	1	102	55	31	39	399	13.3
11	CLARK, Gary	30-30	827	27.6	134-259	.517	23-51	.451	92-123	.748	90	160	250	8.3	63	0	63	29	37	46	383	12.8
24	WASHINGTON, Kyle	30-28	681	22.7	136-259	.525	16-41	.390	49-67	.731	45	115	160	5.3	57	0	9	39	42	9	337	11.2
34	CUMBERLAND, Jarron	30-30	840	28.0	112-275	.407	48-145	.331	61-92	.663	30	85	115	3.8	59	0	83	57	11	32	333	11.1
15	BROOME, Cane	28-3	565	20.2	83-171	.485	30-69	.435	39-57	.684	13	30	43	1.5	41	0	85	43	2	27	235	8.4
03	JENIFER, Justin	30-27	584	19.5	43-116	.371	27-71	.380	38-47	.809	5	24	29	1.0	38	0	77	22	0	15	151	5.0
05	MOORE, Trevor	29-0	369	12.7	34-96	.354	25-76	.329	23-34	.676	13	40	53	1.8	32	0	12	14	2	18	116	4.0
02	WILLIAMS, Keith	28-0	298	10.6	39-99	.394	3-24	.125	17-31	.548	15	22	37	1.3	18	0	14	26	5	14	98	3.5
13	SCOTT, Tre	30-0	369	12.3	31-56	.554	0-1	.000	27-45	.600	42	67	109	3.6	31	0	31	22	6	15	89	3.0
33	BROOKS, Nysier	30-2	306	10.2	35-70	.500	0-0	.000	16-26	.615	29	46	75	2.5	51	0	7	21	16	11	86	2.9
20	DIARRA, Mamoudou	7-0	46	6.6	7-20	.350	1-2	.500	5-6	.833	5	8	13	1.9	3	0	2	4	5	1	20	2.9
22	NSOSEME, Eliel	25-0	152	6.1	11-20	.550	0-0	.000	4-20	.200	18	27	45	1.8	22	0	5	11	10	3	26	1.0
14	BART, Jackson	12-0	15	1.3	2-6	.333	2-5	.400	0-0	.000	1	1	2	0.2	0	0	0	0	0	0	6	0.5
32	KOZ, John	8-0	10	1.3	1-1	1.000	0-0	.000	0-0	.000	1	1	2	0.3	0	0	1	1	0	0	2	0.3
31	MARTIN, Sam	10-0	19	1.9	0-5	.000	0-2	.000	2-2	1.000	0	1	1	0.1	5	0	2	2	0	0	2	0.2
Team											49	63	112		3		12					
Total.....		30	6001		802-1752	.458	229-619	.370	450-648	.694	398	781	1179	39.3	484	1	493	358	167	230	2283	76.1
Opponents.....		30	6000		606-1641	.369	192-615	.312	312-460	.678	315	623	938	31.3	562	-	299	461	93	147	1716	57.2

TEAM STATISTICS			CIN	OPP	Date	Opponent	Score	Att.		
SCORING			2283	1716	11/10/17	SAVANNAH STATE	w	107-77	6610	
Points per game			76.1	57.2	11/13/17	WESTERN CAROLINA	w	102-51	7051	
Scoring margin			+18.9	-	11/16/17	COPPIN STATE	w	97-54	7158	
FIELD GOALS-ATT			802-1752	606-1641	11/20/17	vs Buffalo	w	73-67	1200	
Field goal pct			.458	.369	11/21/17	vs Richmond	w	75-48	1400	
3 POINT FG-ATT			229-619	192-615	11/22/17	vs Wyoming	w	78-53	1530	
3-point FG pct			.370	.312	11/27/17	ALABAMA STATE	w	83-51	7012	
3-pt FG made per game			7.6	6.4	12/02/17	at Xavier	L	76-89	10817	
FREE THROWS-ATT			450-648	312-460	12/09/17	vs Florida	L	60-66	9112	
Free throw pct			.694	.678	12/12/17	MISSISSIPPI ST.	w	65-50	8128	
F-Throws made per game			15.0	10.4	12/16/17	at UCLA	w	77-63	10018	
REBOUNDS			1179	938	12/19/17	UA-PINE BLUFF	w	77-49	5812	
Rebounds per game			39.3	31.3	12/21/17	CLEVELAND STATE	w	81-62	7988	
Rebounding margin			+8.0	-	* 12/31/17	MEMPHIS	w	82-48	8423	
ASSISTS			493	299	* 01/04/18	at Temple	w	55-53	4274	
Assists per game			16.4	10.0	* 01/07/18	SMU	w	76-56	9109	
TURNOVERS			358	461	* 1/13/18	at USF	w	78-55	3609	
Turnovers per game			11.9	15.4	* 1/16/18	at UCF	w	49-38	7565	
Turnover margin			+3.4	-	* 01/20/18	ECU	w	86-60	8879	
Assist/turnover ratio			1.4	0.6	* 01/24/18	TEMPLE	w	75-42	8924	
STEALS			230	147	* 1/27/18	at Memphis	w	62-48	12223	
Steals per game			7.7	4.9	* 01/31/18	HOUSTON	w	80-70	8885	
BLOCKS			167	93	* 2/3/18	at UCONN	w	65-57	9170	
Blocks per game			5.6	3.1	* 02/06/18	UCF	w	77-40	8673	
ATTENDANCE			129303	86040	* 02/11/18	at SMU	w	76-51	6935	
Home games-Avg/Game			16-8081	10-7280	* 2/15/18	at Houston	L	62-67	5363	
Neutral site-Avg/Game			-	4-3310	* 02/18/18	WICHITA STATE	L	72-76	9523	
Score by Periods			1st	2nd	Totals	* 02/22/18	UCONN	w	77-52	8217
Cincinnati			1120	1163	2283	* 02/25/18	TULSA	w	82-74	8911
Opponents			804	912	1716	* 03/01/18	at Tulane	w	78-49	2824

\* = Conference game



**2017-18 Cincinnati Basketball**  
Cincinnati Combined Team Statistics (as of Mar 02, 2018)  
**Conference games**



RECORD:	OVERALL	HOME	AWAY	NEUTRAL
ALL GAMES	15-2	8-1	7-1	0-0
CONFERENCE	15-2	8-1	7-1	0-0
NON-CONFERENCE	0-0	0-0	0-0	0-0

#	Player	gp-gs	min	avg	Total		3-Point		F-Throw		Rebounds								a	to	blk	stl	pts	avg
					fg-fga	fg%	3fg-fga	3fg%	ft-fa	ft%	off	def	tot	avg	pf	dq								
01	EVANS, Jacob	17-17	540	31.8	73-174	.420	29-72	.403	47-59	.797	28	49	77	4.5	31	1	61	26	13	24	222	13.1		
11	CLARK, Gary	17-17	487	28.6	78-144	.542	16-29	.552	49-73	.671	48	90	138	8.1	41	0	35	15	17	25	221	13.0		
24	WASHINGTON, Kyle	17-17	404	23.8	81-160	.506	12-32	.375	25-31	.806	29	66	95	5.6	35	0	4	22	31	2	199	11.7		
34	CUMBERLAND, Jarron	17-17	510	30.0	64-154	.416	27-87	.310	39-53	.736	16	50	66	3.9	36	0	51	32	3	20	194	11.4		
15	BROOME, Cane	15-0	300	20.0	38-83	.458	16-37	.432	16-25	.640	6	12	18	1.2	17	0	45	18	1	10	108	7.2		
03	JENIFER, Justin	17-17	319	18.8	19-53	.358	13-36	.361	22-26	.846	2	16	18	1.1	22	0	41	12	0	9	73	4.3		
05	MOORE, Trevor	17-0	222	13.1	18-56	.321	12-41	.293	15-22	.682	9	16	25	1.5	17	0	5	9	2	9	63	3.7		
13	SCOTT, Tre	17-0	202	11.9	18-37	.486	0-1	.000	14-26	.538	25	41	66	3.9	17	0	13	11	3	6	50	2.9		
33	BROOKS, Nysier	17-0	170	10.0	19-43	.442	0-0	.000	5-10	.500	19	26	45	2.6	33	0	3	14	11	4	43	2.5		
02	WILLIAMS, Keith	15-0	136	9.1	11-38	.289	1-8	.125	12-17	.706	7	8	15	1.0	9	0	5	13	4	7	35	2.3		
20	DIARRA, Mamoudou	1-0	4	4.0	1-2	.500	0-0	.000	0-0	.000	0	1	1	1.0	0	0	0	0	0	0	2	2.0		
22	NSOSEME, Eliel	14-0	85	6.1	9-16	.563	0-0	.000	2-10	.200	11	10	21	1.5	12	0	1	4	5	1	20	1.4		
32	KOZ, John	3-0	5	1.7	1-1	1.000	0-0	.000	0-0	.000	1	1	2	0.7	0	0	0	1	0	0	2	0.7		
14	BART, Jackson	4-0	6	1.5	0-1	.000	0-1	.000	0-0	.000	1	1	2	0.5	0	0	0	0	0	0	0	0.0		
31	MARTIN, Sam	3-0	10	3.3	0-3	.000	0-1	.000	0-0	.000	0	1	1	0.3	2	0	2	0	0	0	0	0.0		
Team											26	35	61		2		8							
Total.....		17	3400		430-965	.446	126-345	.365	246-352	.699	228	423	651	38.3	274	1	266	185	90	117	1232	72.5		
Opponents.....		17	3400		334-913	.366	95-331	.287	173-269	.643	191	341	532	31.3	307	-	161	236	49	78	936	55.1		

TEAM STATISTICS	CIN	OPP	Date	Opponent	Score	Att.
SCORING	1232	936	* 12/31/17	MEMPHIS	w 82-48	8423
Points per game	72.5	55.1	* 01/04/18	at Temple	w 55-53	4274
Scoring margin	+17.4	-	* 01/07/18	SMU	w 76-56	9109
FIELD GOALS-ATT	430-965	334-913	* 1/13/18	at USF	w 78-55	3609
Field goal pct	.446	.366	* 1/16/18	at UCF	w 49-38	7565
3 POINT FG-ATT	126-345	95-331	* 01/20/18	ECU	w 86-60	8879
3-point FG pct	.365	.287	* 01/24/18	TEMPLE	w 75-42	8924
3-pt FG made per game	7.4	5.6	* 1/27/18	at Memphis	w 62-48	12223
FREE THROWS-ATT	246-352	173-269	* 01/31/18	HOUSTON	w 80-70	8885
Free throw pct	.699	.643	* 2/3/18	at UCONN	w 65-57	9170
F-Throws made per game	14.5	10.2	* 02/06/18	UCF	w 77-40	8673
REBOUNDS	651	532	* 02/11/18	at SMU	w 76-51	6935
Rebounds per game	38.3	31.3	* 2/15/18	at Houston	L 62-67	5363
Rebounding margin	+7.0	-	* 02/18/18	WICHITA STATE	L 72-76	9523
ASSISTS	266	161	* 02/22/18	UCONN	w 77-52	8217
Assists per game	15.6	9.5	* 02/25/18	TULSA	w 82-74	8911
TURNOVERS	185	236	* 03/01/18	at Tulane	w 78-49	2824
Turnovers per game	10.9	13.9				
Turnover margin	+3.0	-				
Assist/turnover ratio	1.4	0.7				
STEALS	117	78				
Steals per game	6.9	4.6				
BLOCKS	90	49				
Blocks per game	5.3	2.9				
ATTENDANCE	79544	51963				
Home games-Avg/Game	9-8838	8-6495				
Neutral site-Avg/Game	-	0-0				

\* = Conference game

Score by Periods	1st	2nd	Totals
Cincinnati	582	650	1232
Opponents	448	488	936



**2017-18 Cincinnati Basketball**  
**Cincinnati Team Game-by-Game Comparison (as of Mar 02, 2018)**  
**All games**



Opponent	1st	2nd	Score	Mar	Total FG	FG Pct	3-Pointers	3FG Pct	Free Throws	FT Pct	Rebounds	Assist	T/Over	Block	Steal	Fouls
SAVANNAH STATE	60/40	47/37	107-77	+30	41-86/26-74	.477/.351	13-39/13-44	.333/.295	12-24/12-16	.500/.750	65/32 +33	24/19	20/17	4/4	7/11	17/24
WESTERN CAROLINA	46/29	56/22	102-51	+51	33-64/18-56	.516/.321	9-21/5-16	.429/.313	27-34/10-18	.794/.556	47/28 +19	24/9	13/22	7/1	11/6	17/23
COPPIN STATE	55/26	42/28	97-54	+43	32-63/19-60	.508/.317	12-29/4-19	.414/.211	21-36/12-12	.583/1000	51/27 +24	23/7	7/11	5/1	7/4	10/24
Buffalo	39/26	34/41	73-67	+6	21-53/23-65	.396/.354	4-10/10-29	.400/.345	27-35/11-17	.771/.647	43/39 +4	11/9	18/17	3/4	7/6	20/30
Richmond	40/14	35/34	75-48	+27	25-46/16-42	.543/.381	13-24/6-16	.542/.375	12-17/10-17	.706/.588	35/22 +13	20/11	20/20	4/3	9/7	21/18
Wyoming	37/20	41/33	78-53	+25	31-62/15-48	.500/.313	7-14/6-21	.500/.286	9-14/17-25	.643/.680	43/28 +15	12/10	10/14	5/3	8/3	19/15
ALABAMA STATE	46/26	37/25	83-51	+32	29-59/22-57	.492/.386	6-22/5-12	.273/.417	19-26/2-2	.731/1000	34/34 -	19/8	7/20	9/3	7/1	11/20
Xavier	30/43	46/46	76-89	(13)	29-69/27-57	.420/.474	8-28/10-21	.286/.476	10-16/25-30	.625/.833	27/44 (17)	14/16	8/16	11/6	10/5	24/15
Florida	28/34	32/32	60-66	(6)	23-54/23-54	.426/.426	4-15/6-15	.267/.400	10-16/14-17	.625/.824	35/33 +2	4/9	21/15	5/6	7/7	21/17
MISSISSIPPI ST.	35/25	30/25	65-50	+15	22-54/19-63	.407/.302	7-20/6-21	.350/.286	14-16/6-8	.875/.750	37/38 (1)	18/9	14/16	11/4	5/9	11/16
UCLA	36/23	41/40	77-63	+14	27-58/23-56	.466/.411	8-17/11-29	.471/.379	15-23/6-9	.652/.667	35/35 -	17/11	9/18	5/4	12/2	16/21
UA-PINE BLUFF	43/16	34/33	77-49	+28	26-58/18-50	.448/.360	5-15/5-20	.333/.250	20-28/8-12	.714/.667	42/28 +14	17/9	15/22	3/3	13/4	12/19
CLEVELAND STATE	43/34	38/28	81-62	+19	33-61/23-46	.541/.500	7-20/10-21	.350/.476	8-11/6-8	.727/.750	34/18 +16	24/11	11/17	5/2	10/4	11/13
MEMPHIS	35/16	47/32	82-48	+34	32-61/18-56	.525/.321	9-18/4-22	.500/.182	9-17/8-17	.529/.471	45/30 +15	23/6	9/13	4/2	9/2	14/15
Temple	26/29	29/24	55-53	+2	20-51/18-56	.392/.321	3-14/6-23	.214/.261	12-20/11-14	.600/.786	40/35 +5	10/9	16/11	4/4	6/10	14/17
SMU	34/20	42/36	76-56	+20	24-58/18-48	.414/.375	8-26/6-19	.308/.316	20-29/14-21	.690/.667	38/29 +9	16/11	11/18	3/3	7/7	18/22
USF	35/33	43/22	78-55	+23	22-43/18-45	.512/.400	7-16/7-13	.438/.538	27-31/12-16	.871/.750	30/22 +8	15/8	8/13	5/3	6/5	18/21
UCF	15/19	34/19	49-38	+11	19-54/15-50	.352/.300	5-20/5-17	.250/.294	6-10/3-10	.600/.300	35/36 (1)	15/11	9/14	6/1	6/3	13/11
ECU	46/38	40/22	86-60	+26	33-73/25-59	.452/.424	5-14/4-16	.357/.250	15-21/6-11	.714/.545	46/29 +17	15/8	7/15	10/6	9/3	11/19
TEMPLE	35/19	40/23	75-42	+33	28-65/16-56	.431/.286	8-22/3-23	.364/.130	11-16/7-16	.688/.438	46/36 +10	14/9	13/20	3/5	12/5	14/19
Memphis	34/21	28/27	62-48	+14	22-51/14-45	.431/.311	8-18/3-17	.444/.176	10-19/17-29	.526/.586	39/31 +8	15/4	15/12	4/4	4/5	27/18
HOUSTON	37/40	43/30	80-70	+10	27-56/28-66	.482/.424	8-19/10-25	.421/.400	18-27/4-11	.667/.364	39/32 +7	14/17	9/8	8/3	5/6	15/24
UCONN	32/21	33/36	65-57	+8	19-50/20-55	.380/.364	9-25/5-17	.360/.294	18-24/12-14	.750/.857	38/33 +5	10/5	12/10	4/3	3/7	14/20
UCF	33/13	44/27	77-40	+37	26-66/13-46	.394/.283	10-32/0-14	.313/.000	15-20/14-22	.750/.636	48/31 +17	17/6	10/16	6/1	8/2	20/20
SMU	32/21	44/30	76-51	+25	28-63/19-59	.444/.322	5-20/4-24	.250/.167	15-22/9-12	.682/.750	41/37 +4	23/10	7/14	6/3	8/3	13/14
Houston	27/24	35/43	62-67	(5)	17-44/24-50	.386/.480	4-15/7-17	.267/.412	24-32/12-18	.750/.667	27/36 (9)	7/12	13/15	3/4	4/7	16/24
WICHITA STATE	40/42	32/34	72-76	(4)	25-52/27-51	.481/.529	7-23/8-18	.304/.444	15-21/14-20	.714/.700	27/26 +1	11/16	13/15	5/2	8/3	19/21
UCONN	38/25	39/27	77-52	+25	28-62/18-61	.452/.295	10-28/6-22	.357/.273	11-18/10-13	.611/.769	41/37 +4	22/6	6/13	8/0	6/3	17/16
TULSA	44/47	38/27	82-74	+8	31-56/27-59	.554/.458	15-22/14-30	.682/.467	5-8/6-8	.625/.750	30/26 +4	26/18	14/12	4/3	5/2	14/11
Tulane	39/20	39/29	78-49	+29	29-60/16-51	.483/.314	5-13/3-14	.385/.214	15-17/14-17	.882/.824	41/26 +15	13/5	13/17	7/2	11/5	17/15

Note: Game totals are displayed in the format TEAM/OPPONENT for each category



**2017-18 Cincinnati Basketball**  
**Cincinnati Game-by-Game Highs (as of Mar 02, 2018)**  
**All games**



Opponent	Date	Score	Points	Rebounds	Assists	Steals	Blocked shots
SAVANNAH STATE	11/10/17	107-77	19-EVANS, Jacob	11-CLARK, Gary	5-CUMBERLAND, Ja EVANS, Jacob JENIFER, Justin	2-EVANS, Jacob	2-EVANS, Jacob
WESTERN CAROLINA	11/13/17	102-51	20-CUMBERLAND, Ja	8-BROOKS, Nysier	6-EVANS, Jacob SCOTT, Tre	3-BROOME, Cane	2-WASHINGTON, Kyl
COPPIN STATE	11/16/17	97-54	19-CUMBERLAND, Ja	9-CLARK, Gary CUMBERLAND, Jar	4-EVANS, Jacob	2-MOORE, Trevor	2-WASHINGTON, Kyl
vs Buffalo	11/20/17	73-67	24-CLARK, Gary	14-CLARK, Gary	5-JENIFER, Justin	1-SCOTT, Tre BROOKS, Nysier WILLIAMS, Keith BROOME, Cane CUMBERLAND, Jar EVANS, Jacob CLARK, Gary	1-CLARK, Gary CUMBERLAND, Jar EVANS, Jacob
vs Richmond	11/21/17	75-48	13-BROOME, Cane	8-CLARK, Gary MOORE, Trevor	7-CLARK, Gary	2-BROOME, Cane CUMBERLAND, Jar	2-EVANS, Jacob
vs Wyoming	11/22/17	78-53	17-CLARK, Gary	11-WASHINGTON, Ky	5-EVANS, Jacob	2-BROOKS, Nysier BROOME, Cane	2-CLARK, Gary WASHINGTON, Kyl
ALABAMA STATE	11/27/17	83-51	14-CLARK, Gary	7-CLARK, Gary SCOTT, Tre	4-CUMBERLAND, Ja BROOME, Cane	2-CLARK, Gary EVANS, Jacob MOORE, Trevor	4-EVANS, Jacob
at Xavier	12/02/17	76-89	23-EVANS, Jacob	7-SCOTT, Tre CLARK, Gary	5-BROOME, Cane	2-CLARK, Gary EVANS, Jacob	4-NSOSEME, Eliel
vs Florida	12/09/17	60-66	15-BROOME, Cane	13-CLARK, Gary	2-CUMBERLAND, Ja	2-EVANS, Jacob BROOME, Cane	2-CUMBERLAND, Ja
MISSISSIPPI ST.	12/12/17	65-50	24-EVANS, Jacob	13-CLARK, Gary	4-BROOME, Cane CLARK, Gary	2-BROOME, Cane CLARK, Gary	5-CLARK, Gary
at UCLA	12/16/17	77-63	19-WASHINGTON, Ky	11-CLARK, Gary	5-CUMBERLAND, Ja	4-WASHINGTON, Kyl	3-CLARK, Gary
UA-PINE BLUFF	12/19/17	77-49	17-BROOME, Cane	7-EVANS, Jacob	3-CLARK, Gary BROOME, Cane SCOTT, Tre	3-EVANS, Jacob	1-EVANS, Jacob CLARK, Gary DIARRA, Mamoudo
CLEVELAND STATE	12/21/17	81-62	18-CLARK, Gary	9-WASHINGTON, Kyl	7-JENIFER, Justin	3-CUMBERLAND, Ja	2-CLARK, Gary
MEMPHIS	12/31/17	82-48	15-CUMBERLAND, Ja	10-CLARK, Gary	6-EVANS, Jacob	2-JENIFER, Justin CLARK, Gary CUMBERLAND, Jar	2-WASHINGTON, Kyl
at Temple	01/04/18	55-53	18-WASHINGTON, Ky	7-BROOKS, Nysier	4-EVANS, Jacob	3-EVANS, Jacob	1-BROOKS, Nysier CLARK, Gary EVANS, Jacob WASHINGTON, Kyl
SMU	01/07/18	76-56	18-CLARK, Gary EVANS, Jacob	8-CLARK, Gary WASHINGTON, Kyl	4-EVANS, Jacob CUMBERLAND, Jar JENIFER, Justin	2-CUMBERLAND, Ja	1-WILLIAMS, Keith WASHINGTON, Kyl SCOTT, Tre
at USF	1/13/18	78-55	18-CUMBERLAND, Ja	10-CLARK, Gary	4-BROOME, Cane EVANS, Jacob	2-EVANS, Jacob	3-WASHINGTON, Kyl
at UCF	1/16/18	49-38	17-CLARK, Gary	15-CLARK, Gary	5-BROOME, Cane	2-CLARK, Gary	3-EVANS, Jacob
ECU	01/20/18	86-60	17-WASHINGTON, Ky EVANS, Jacob	14-CLARK, Gary	6-BROOME, Cane	3-CUMBERLAND, Ja	3-WASHINGTON, Kyl NSOSEME, Eliel
TEMPLE	01/24/18	75-42	17-CLARK, Gary	10-CLARK, Gary	5-EVANS, Jacob	5-EVANS, Jacob	1-CLARK, Gary SCOTT, Tre WASHINGTON, Kyl
at Memphis	1/27/18	62-48	18-CLARK, Gary	10-WASHINGTON, Ky	6-BROOME, Cane	1-JENIFER, Justin EVANS, Jacob CLARK, Gary	2-WASHINGTON, Kyl



2017-18 Cincinnati Basketball  
Cincinnati Game-by-Game Highs (as of Mar 02, 2018)  
All games



Opponent	Date	Score	Points	Rebounds	Assists	Steals	Blocked shots
HOUSTON	01/31/18	80-70	19-WASHINGTON, Ky	10-CLARK, Gary	5-EVANS, Jacob	CUMBERLAND, Jar 2-EVANS, Jacob	3-CLARK, Gary WASHINGTON, Kyl
at UCONN	2/3/18	65-57	19-EVANS, Jacob	11-WASHINGTON, Ky	3-BROOME, Cane EVANS, Jacob	1-MOORE, Trevor BROOME, Cane BROOKS, Nysier	1-EVANS, Jacob WASHINGTON, Kyl CLARK, Gary BROOKS, Nysier
UCF	02/06/18	77-40	14-MOORE, Trevor	8-SCOTT, Tre	5-BROOME, Cane	3-BROOME, Cane	3-WASHINGTON, Kyl
at SMU	02/11/18	76-51	17-WASHINGTON, Ky	8-WASHINGTON, Kyl	5-JENIFER, Justin	2-CLARK, Gary CUMBERLAND, Jar	2-WASHINGTON, Kyl CLARK, Gary
at Houston	2/15/18	62-67	16-EVANS, Jacob	7-CLARK, Gary	2-EVANS, Jacob CLARK, Gary	2-EVANS, Jacob	1-WASHINGTON, Kyl EVANS, Jacob BROOKS, Nysier
WICHITA STATE	02/18/18	72-76	18-CUMBERLAND, Ja	8-CLARK, Gary	3-CLARK, Gary CUMBERLAND, Jar EVANS, Jacob	3-CLARK, Gary	2-WASHINGTON, Kyl
UCONN	02/22/18	77-52	17-CLARK, Gary	9-SCOTT, Tre	5-EVANS, Jacob	1-MOORE, Trevor EVANS, Jacob BROOME, Cane NSOSEME, Eliel CLARK, Gary CUMBERLAND, Jar	3-WASHINGTON, Kyl
TULSA	02/25/18	82-74	17-CLARK, Gary CUMBERLAND, Jar	7-SCOTT, Tre	8-CUMBERLAND, Ja	3-CLARK, Gary	1-CLARK, Gary SCOTT, Tre BROOME, Cane WILLIAMS, Keith
at Tulane	03/01/18	78-49	16-WASHINGTON, Ky	9-CLARK, Gary	5-CUMBERLAND, Ja	3-CLARK, Gary	2-WASHINGTON, Kyl WILLIAMS, Keith



**2017-18 Cincinnati Basketball**  
**Cincinnati Points-Rebounds-Assists (as of Mar 02, 2018)**  
**All games**



Opponent	Date	Score		01	02	03	05	11	13	15
				EVANS,JACO	WILLIAMS,K	JENIFER,JU	MOORE,TREV	CLARK,GARY	SCOTT,TRE	BROOME,CAN
SAVANNAH STATE	11/10/17	107-77	w	19-7-5	10-5-1	15-0-5	8-2-0	13-11-1	4-3-3	17-4-4
WESTERN CAROLINA	11/13/17	102-51	w	9-6-6	10-1-1	2-0-1	5-3-1	8-2-1	6-6-6	15-2-4
COPPIN STATE	11/16/17	97-54	w	11-2-4	4-2-2	16-2-2	5-2-0	12-9-2	6-5-3	4-1-2
vs Buffalo	11/20/17	73-67	w	9-4-3	4-1-0	2-2-5	3-1-0	24-14-0	0-0-0	2-2-1
vs Richmond	11/21/17	75-48	w	12-1-4	1-1-1	9-1-3	9-8-3	8-8-7	4-3-0	13-2-1
vs Wyoming	11/22/17	78-53	w	10-2-5	4-0-0	7-3-2	3-3-0	17-6-0	2-4-0	10-2-3
ALABAMA STATE	11/27/17	83-51	w	12-2-3	8-2-2	7-0-1	11-3-0	14-7-3	5-7-1	2-0-4
at Xavier	12/02/17	76-89	L	23-2-2	0-1-0	4-0-4	0-2-0	14-7-1	4-7-1	16-2-5
vs Florida	12/09/17	60-66	L	13-6-0	0-1-0	0-0-1	DNP	9-13-1	0-2-0	15-3-0
MISSISSIPPI ST.	12/12/17	65-50	w	24-8-2	4-1-0	3-0-3	0-0-0	9-13-4	0-0-1	2-0-4
at UCLA	12/16/17	77-63	w	16-5-2	4-3-1	7-2-1	0-0-0	10-11-4	0-1-0	9-2-3
UA-PINE BLUFF	12/19/17	77-49	w	12-7-1	9-2-1	3-0-1	6-4-2	6-6-3	6-5-3	17-3-3
CLEVELAND STATE	12/21/17	81-62	w	7-4-4	5-2-0	3-1-7	3-0-1	18-5-1	2-0-0	5-2-6
MEMPHIS	12/31/17	82-48	w	12-5-6	3-0-1	7-1-4	12-2-1	13-10-2	1-3-3	DNP
at Temple	01/04/18	55-53	w	14-6-4	0-0-0	9-1-3	0-3-0	10-4-1	2-2-0	DNP
SMU	01/07/18	76-56	w	18-4-4	2-1-0	7-2-4	1-1-0	18-8-1	4-4-1	3-1-2
at USF	1/13/18	78-55	w	16-2-4	0-0-1	6-1-2	1-1-0	10-10-3	1-1-0	6-0-4
at UCF	1/16/18	49-38	w	10-2-4	DNP	0-0-1	3-3-0	17-15-1	2-2-0	3-2-5
ECU	01/20/18	86-60	w	17-2-1	0-3-0	0-0-2	2-0-0	14-14-2	5-7-0	7-3-6
TEMPLE	01/24/18	75-42	w	10-6-5	6-1-0	0-1-3	5-2-1	17-10-3	2-6-0	3-0-2
at Memphis	1/27/18	62-48	w	14-2-0	0-0-0	0-0-2	8-3-1	18-9-2	2-0-1	9-0-6
HOUSTON	01/31/18	80-70	w	18-7-5	0-0-0	3-4-2	1-1-0	14-10-2	0-4-0	4-2-1
at UCONN	2/3/18	65-57	w	19-5-3	3-0-0	5-1-0	0-0-0	5-6-2	2-2-0	10-0-3
UCF	02/06/18	77-40	w	3-6-4	2-2-0	11-1-1	14-1-0	12-5-1	4-8-2	3-0-5
at SMU	02/11/18	76-51	w	9-5-4	8-0-1	6-4-5	0-1-0	11-6-2	2-5-4	3-1-1
at Houston	2/15/18	62-67	L	16-5-2	DNP	7-1-1	0-1-0	13-7-2	2-0-0	0-0-1
WICHITA STATE	02/18/18	72-76	L	16-7-3	1-1-0	2-0-1	0-1-0	11-8-3	2-0-0	16-2-1
UCONN	02/22/18	77-52	w	4-6-5	2-1-1	0-0-2	12-3-2	17-5-2	9-9-2	13-3-4
TULSA	02/25/18	82-74	w	15-6-7	2-1-0	6-0-5	2-1-0	17-2-2	0-7-0	15-1-4
at Tulane	03/01/18	78-49	w	11-1-0	6-5-1	4-1-3	2-1-0	4-9-4	10-6-0	13-3-0

Opponent	Date	Score		20	22	24	33	34
				DIARRA,MAM	NSOSEME,EL	WASHINGTON	BROOKS,NYS	CUMBERLAND
SAVANNAH STATE	11/10/17	107-77	w	0-0-0	3-8-0	5-4-0	3-7-0	10-7-5
WESTERN CAROLINA	11/13/17	102-51	w	9-6-0	DNP	14-7-0	4-8-2	20-2-2
COPPIN STATE	11/16/17	97-54	w	5-3-1	2-5-2	11-6-1	2-2-1	19-9-3
vs Buffalo	11/20/17	73-67	w	DNP	0-0-0	13-4-0	2-2-0	14-6-2
vs Richmond	11/21/17	75-48	w	DNP	0-1-0	6-2-1	2-1-0	6-5-0
vs Wyoming	11/22/17	78-53	w	DNP	1-0-0	16-11-1	2-2-0	6-2-1
ALABAMA STATE	11/27/17	83-51	w	2-2-0	0-4-0	8-5-0	9-1-0	2-0-4
at Xavier	12/02/17	76-89	L	DNP	0-3-1	0-2-0	0-0-0	15-0-0
vs Florida	12/09/17	60-66	L	DNP	0-0-0	11-4-0	2-2-0	10-2-2
MISSISSIPPI ST.	12/12/17	65-50	w	0-0-0	DNP	16-5-1	0-1-0	7-5-3
at UCLA	12/16/17	77-63	w	DNP	0-1-0	19-4-1	2-1-0	10-4-5
UA-PINE BLUFF	12/19/17	77-49	w	2-1-1	0-1-1	5-2-0	7-1-0	4-3-1
CLEVELAND STATE	12/21/17	81-62	w	DNP	0-1-0	14-9-0	8-2-1	16-4-4
MEMPHIS	12/31/17	82-48	w	2-1-0	5-4-0	6-2-0	6-3-0	15-8-4
at Temple	01/04/18	55-53	w	DNP	0-1-0	18-6-1	2-7-0	0-6-1
SMU	01/07/18	76-56	w	DNP	0-0-0	9-8-0	0-2-0	14-4-4
at USF	1/13/18	78-55	w	DNP	0-0-0	14-6-0	6-2-0	18-3-1
at UCF	1/16/18	49-38	w	DNP	DNP	7-4-0	2-0-0	5-2-4
ECU	01/20/18	86-60	w	DNP	2-5-0	17-3-1	8-5-1	14-4-2
TEMPLE	01/24/18	75-42	w	DNP	4-5-0	13-9-0	0-2-0	13-1-0
at Memphis	1/27/18	62-48	w	DNP	0-0-0	4-10-1	0-2-0	7-5-2
HOUSTON	01/31/18	80-70	w	DNP	DNP	19-5-0	6-0-0	15-4-4
at UCONN	2/3/18	65-57	w	DNP	DNP	13-11-1	0-0-0	8-4-1
UCF	02/06/18	77-40	w	DNP	3-4-0	13-3-0	3-6-0	9-6-4
at SMU	02/11/18	76-51	w	DNP	4-1-1	17-8-0	4-5-1	12-3-4
at Houston	2/15/18	62-67	L	DNP	0-0-0	10-4-0	0-5-0	14-4-1
WICHITA STATE	02/18/18	72-76	L	DNP	0-0-0	6-2-0	0-0-0	18-2-3
UCONN	02/22/18	77-52	w	DNP	2-1-0	9-3-0	2-3-1	7-4-3
TULSA	02/25/18	82-74	w	DNP	0-0-0	8-4-0	0-0-0	17-5-8
at Tulane	03/01/18	78-49	w	DNP	0-0-0	16-7-0	4-3-0	8-1-5



**2017-18 Cincinnati Basketball**  
**Cincinnati Season/Career Statistics (as of Mar 02, 2018)**  
**Conference games**



**SEASON STATISTICS**

**CAREER STATISTICS**

SUMMARY	gp-gs	min/g	fg%	3fg%	ft%	r/g	a/g	stl	blk	pts/g	gp-gs	min/g	fg%	3fg%	ft%	r/g	a/g	stl	blk	pts/g
EVANS, Jacob	17-17	31.8	.420	.403	.797	4.5	3.6	24	13	13.1	99-74	28.9	.437	.389	.767	4.2	2.5	112	88	11.8
CLARK, Gary	17-17	28.6	.542	.552	.671	8.1	2.1	25	17	13.0	133-131	28.6	.522	.385	.697	8.0	2.0	158	173	10.4
WASHINGTON, Kyle	17-17	23.8	.506	.375	.806	5.6	0.2	2	31	11.7	66-63	23.8	.516	.373	.718	6.1	0.6	22	84	12.1
CUMBERLAND, Jarron	17-17	30.0	.416	.310	.736	3.9	3.0	20	3	11.4	65-30	23.2	.443	.341	.654	3.1	2.1	66	20	9.6
BROOME, Cane	15-0	20.0	.458	.432	.640	1.2	3.0	10	1	7.2	28-3	20.2	.485	.435	.684	1.5	3.0	27	2	8.4
JENIFER, Justin	17-17	18.8	.358	.361	.846	1.1	2.4	9	0	4.3	92-27	13.7	.383	.370	.728	0.9	1.9	45	0	3.4
MOORE, Trevor	17-0	13.1	.321	.293	.682	1.5	0.3	9	2	3.7	29-0	12.7	.354	.329	.676	1.8	0.4	18	2	4.0
SCOTT, Tre	17-0	11.9	.486	.000	.538	3.9	0.8	6	3	2.9	65-0	11.2	.521	.250	.558	3.0	0.8	32	21	3.0
BROOKS, Nysier	17-0	10.0	.442	.000	.500	2.6	0.2	4	11	2.5	63-2	9.3	.512	.000	.591	2.0	0.1	15	38	2.6
WILLIAMS, Keith	15-0	9.1	.289	.125	.706	1.0	0.3	7	4	2.3	28-0	10.6	.394	.125	.548	1.3	0.5	14	5	3.5
DIARRA, Mamoudou	1-0	4.0	.500	.000	.000	1.0	0.0	0	0	2.0	7-0	6.6	.350	.500	.833	1.9	0.3	1	5	2.9
NSOSEME, Eliel	14-0	6.1	.563	.000	.200	1.5	0.1	1	5	1.4	25-0	6.1	.550	.000	.200	1.8	0.2	3	10	1.0
KOZ, John	3-0	1.7	1.000	.000	.000	0.7	0.0	0	0	0.7	14-0	1.4	.333	.000	.000	0.3	0.2	0	0	0.1
MARTIN, Sam	3-0	3.3	.000	.000	.000	0.3	0.7	0	0	0.0	10-0	1.9	.000	.000	1.000	0.1	0.2	0	0	0.2
BART, Jackson	4-0	1.5	.000	.000	.000	0.5	0.0	0	0	0.0	20-0	1.3	.250	.286	.000	0.1	0.0	0	0	0.3

SCORING	fg-fga	fg%	3fg-fga	3fg%	ft-fta	ft%	pts	pts/g	fg-fga	fg%	3fg-fga	3fg%	ft-fta	ft%	pts	pts/g
EVANS, Jacob	73-174	.420	29-72	.403	47-59	.797	222	13.1	396-907	.437	168-432	.389	204-266	.767	1164	11.8
CLARK, Gary	78-144	.542	16-29	.552	49-73	.671	221	13.0	516-988	.522	50-130	.385	299-429	.697	1381	10.4
WASHINGTON, Kyle	81-160	.506	12-32	.375	25-31	.806	199	11.7	320-620	.516	31-83	.373	130-181	.718	801	12.1
CUMBERLAND, Jarron	64-154	.416	27-87	.310	39-53	.736	194	11.4	211-476	.443	86-252	.341	117-179	.654	625	9.6
BROOME, Cane	38-83	.458	16-37	.432	16-25	.640	108	7.2	83-171	.485	30-69	.435	39-57	.684	235	8.4
JENIFER, Justin	19-53	.358	13-36	.361	22-26	.846	73	4.3	101-264	.383	54-146	.370	59-81	.728	315	3.4
MOORE, Trevor	18-56	.321	12-41	.293	15-22	.682	63	3.7	34-96	.354	25-76	.329	23-34	.676	116	4.0
SCOTT, Tre	18-37	.486	0-1	.000	14-26	.538	50	2.9	76-146	.521	1-4	.250	43-77	.558	196	3.0
BROOKS, Nysier	19-43	.442	0-0	.000	5-10	.500	43	2.5	63-123	.512	0-0	.000	39-66	.591	165	2.6
WILLIAMS, Keith	11-38	.289	1-8	.125	12-17	.706	35	2.3	39-99	.394	3-24	.125	17-31	.548	98	3.5
DIARRA, Mamoudou	1-2	.500	0-0	.000	0-0	.000	2	2.0	7-20	.350	1-2	.500	5-6	.833	20	2.9
NSOSEME, Eliel	9-16	.563	0-0	.000	2-10	.200	20	1.4	11-20	.550	0-0	.000	4-20	.200	26	1.0
KOZ, John	1-1	1.000	0-0	.000	0-0	.000	2	0.7	1-3	.333	0-2	.000	0-0	.000	2	0.1
MARTIN, Sam	0-3	.000	0-1	.000	0-0	.000	0	0.0	0-5	.000	0-2	.000	2-2	1.000	2	0.2
BART, Jackson	0-1	.000	0-1	.000	0-0	.000	0	0.0	2-8	.250	2-7	.286	0-0	.000	6	0.3

TOTALS	o-reb	d-reb	t-reb	pf	fo	ast	to	a/to	o-reb	d-reb	t-reb	pf	fo	ast	to	a/to
EVANS, Jacob	28	49	77	31	1	61	26	2.3	131	287	418	198	3	252	124	2.0
CLARK, Gary	48	90	138	41	0	35	15	2.3	405	664	1069	260	0	266	150	1.8
WASHINGTON, Kyle	29	66	95	35	0	4	22	0.2	123	280	403	148	2	40	92	0.4
CUMBERLAND, Jarron	16	50	66	36	0	51	32	1.6	66	133	199	122	0	135	92	1.5
BROOME, Cane	6	12	18	17	0	45	18	2.5	13	30	43	41	0	85	43	2.0
JENIFER, Justin	2	16	18	22	0	41	12	3.4	15	67	82	88	0	179	55	3.3
MOORE, Trevor	9	16	25	17	0	5	9	0.6	13	40	53	32	0	12	14	0.9
SCOTT, Tre	25	41	66	17	0	13	11	1.2	66	131	197	56	0	51	38	1.3
BROOKS, Nysier	19	26	45	33	0	3	14	0.2	49	79	128	106	1	9	40	0.2
WILLIAMS, Keith	7	8	15	9	0	5	13	0.4	15	22	37	18	0	14	26	0.5
DIARRA, Mamoudou	0	1	1	0	0	0	0	0.0	5	8	13	3	0	2	4	0.5
NSOSEME, Eliel	11	10	21	12	0	1	4	0.3	18	27	45	22	0	5	11	0.5
KOZ, John	1	1	2	0	0	0	1	0.0	1	3	4	0	0	3	1	3.0
MARTIN, Sam	0	1	1	2	0	2	0	0.0	0	1	1	5	0	2	2	1.0
BART, Jackson	1	1	2	0	0	0	0	0.0	1	1	2	2	0	0	0	0.0



**2017-18 Cincinnati Basketball**  
**Cincinnati Team High/Low Analysis (as of Mar 02, 2018)**  
**All games**



**Cincinnati - TEAM GAME HIGHS**

POINTS	107	SAVANNAH STATE (11/10/17)
	102	WESTERN CAROLINA (11/13/17)
	97	COPPIN STATE (11/16/17)
	86	ECU (01/20/18)
	83	ALABAMA STATE (11/27/17)
FIELD GOALS MADE	41	SAVANNAH STATE (11/10/17)
	33	ECU (01/20/18)
	33	CLEVELAND STATE (12/21/17)
	33	WESTERN CAROLINA (11/13/17)
FIELD GOAL ATTEMPTS	86	SAVANNAH STATE (11/10/17)
	73	ECU (01/20/18)
FIELD GOAL PERCENTAGE	.554 (31-56)	TULSA (02/25/18)
	.543 (25-46)	vs Richmond (11/21/17)
3 PT FIELD GOALS MADE	15	TULSA (02/25/18)
	13	vs Richmond (11/21/17)
	13	SAVANNAH STATE (11/10/17)
3 PT FG ATTEMPTS	39	SAVANNAH STATE (11/10/17)
	32	UCF (02/06/18)
3 PT FG PERCENTAGE	.682 (15-22)	TULSA (02/25/18)
	.542 (13-24)	vs Richmond (11/21/17)
FREE THROWS MADE	27	at USF (1/13/18)
	27	vs Buffalo (11/20/17)
	27	WESTERN CAROLINA (11/13/17)
FREE THROW ATTEMPTS	36	COPPIN STATE (11/16/17)
	35	vs Buffalo (11/20/17)
FREE THROW PERCENTAGE	.882 (15-17)	at Tulane (03/01/18)
	.875 (14-16)	MISSISSIPPI ST. (12/12/17)
REBOUNDS	65	SAVANNAH STATE (11/10/17)
	51	COPPIN STATE (11/16/17)
ASSISTS	26	TULSA (02/25/18)
	24	CLEVELAND STATE (12/21/17)
	24	WESTERN CAROLINA (11/13/17)
	24	SAVANNAH STATE (11/10/17)
STEALS	13	UA-PINE BLUFF (12/19/17)
	12	TEMPLE (01/24/18)
	12	at UCLA (12/16/17)
BLOCKED SHOTS	11	MISSISSIPPI ST. (12/12/17)
	11	at Xavier (12/02/17)
TURNOVERS	21	vs Florida (12/09/17)
	20	vs Richmond (11/21/17)
	20	SAVANNAH STATE (11/10/17)
FOULS	27	at Memphis (1/27/18)
	24	at Xavier (12/02/17)



**2017-18 Cincinnati Basketball**  
**Cincinnati High/Low Analysis (as of Mar 02, 2018)**  
**All games**



**Opponent - GAME HIGHS**

POINTS	89	at Xavier (12/02/17)
	77	SAVANNAH STATE (11/10/17)
	76	WICHITA STATE (02/18/18)
	74	TULSA (02/25/18)
	70	HOUSTON (01/31/18)
FIELD GOALS MADE	28	HOUSTON (01/31/18)
	27	TULSA (02/25/18)
	27	WICHITA STATE (02/18/18)
	27	at Xavier (12/02/17)
FIELD GOAL ATTEMPTS	74	SAVANNAH STATE (11/10/17)
	66	HOUSTON (01/31/18)
FIELD GOAL PERCENTAGE	.529 (27-51)	WICHITA STATE (02/18/18)
	.500 (23-46)	CLEVELAND STATE (12/21/17)
3 PT FIELD GOALS MADE	14	TULSA (02/25/18)
	13	SAVANNAH STATE (11/10/17)
3 PT FG ATTEMPTS	44	SAVANNAH STATE (11/10/17)
	30	TULSA (02/25/18)
3 PT FG PERCENTAGE	.538 (7-13)	at USF (1/13/18)
	.476 (10-21)	CLEVELAND STATE (12/21/17)
	.476 (10-21)	at Xavier (12/02/17)
FREE THROWS MADE	25	at Xavier (12/02/17)
	17	at Memphis (1/27/18)
	17	vs Wyoming (11/22/17)
FREE THROW ATTEMPTS	30	at Xavier (12/02/17)
	29	at Memphis (1/27/18)
FREE THROW PERCENTAGE	1.000 (12-12)	COPPIN STATE (11/16/17)
	1.000 (2-2)	ALABAMA STATE (11/27/17)
REBOUNDS	44	at Xavier (12/02/17)
	39	vs Buffalo (11/20/17)
ASSISTS	19	SAVANNAH STATE (11/10/17)
	18	TULSA (02/25/18)
STEALS	11	SAVANNAH STATE (11/10/17)
	10	at Temple (01/04/18)
BLOCKED SHOTS	6	ECU (01/20/18)
	6	vs Florida (12/09/17)
	6	at Xavier (12/02/17)
TURNOVERS	22	UA-PINE BLUFF (12/19/17)
	22	WESTERN CAROLINA (11/13/17)
FOULS	30	vs Buffalo (11/20/17)
	24	at Houston (2/15/18)
	24	HOUSTON (01/31/18)
	24	COPPIN STATE (11/16/17)
	24	SAVANNAH STATE (11/10/17)



**2017-18 Cincinnati Basketball**  
**Cincinnati High/Low Analysis (as of Mar 02, 2018)**  
**All games**



**Cincinnati - GAME LOWS**

POINTS	49	at UCF (1/16/18)
	55	at Temple (01/04/18)
	60	vs Florida (12/09/17)
	62	at Memphis (1/27/18)
	62	at Houston (2/15/18)
FIELD GOALS MADE	17	at Houston (2/15/18)
	19	at UCF (1/16/18)
	19	at UCONN (2/3/18)
FIELD GOAL ATTEMPTS	43	at USF (1/13/18)
	44	at Houston (2/15/18)
FIELD GOAL PERCENTAGE	.352 (19-54)	at UCF (1/16/18)
	.380 (19-50)	at UCONN (2/3/18)
3 PT FIELD GOALS MADE	3	at Temple (01/04/18)
	4	vs Buffalo (11/20/17)
	4	vs Florida (12/09/17)
	4	at Houston (2/15/18)
3 PT FG ATTEMPTS	10	vs Buffalo (11/20/17)
	13	at Tulane (03/01/18)
3 PT FG PERCENTAGE	.214 (3-14)	at Temple (01/04/18)
	.250 (5-20)	at UCF (1/16/18)
	.250 (5-20)	at SMU (02/11/18)
FREE THROWS MADE	5	TULSA (02/25/18)
	6	at UCF (1/16/18)
FREE THROW ATTEMPTS	8	TULSA (02/25/18)
	10	at UCF (1/16/18)
FREE THROW PERCENTAGE	.500 (12-24)	SAVANNAH STATE (11/10/17)
	.526 (10-19)	at Memphis (1/27/18)
REBOUNDS	27	at Xavier (12/02/17)
	27	at Houston (2/15/18)
	27	WICHITA STATE (02/18/18)
ASSISTS	4	vs Florida (12/09/17)
	7	at Houston (2/15/18)
STEALS	3	at UCONN (2/3/18)
	4	at Memphis (1/27/18)
	4	at Houston (2/15/18)
BLOCKED SHOTS	3	vs Buffalo (11/20/17)
	3	UA-PINE BLUFF (12/19/17)
	3	SMU (01/07/18)
	3	TEMPLE (01/24/18)
	3	at Houston (2/15/18)
TURNOVERS	6	UCONN (02/22/18)
	7	COPPIN STATE (11/16/17)
	7	ALABAMA STATE (11/27/17)
	7	ECU (01/20/18)
	7	at SMU (02/11/18)
FOULS	10	COPPIN STATE (11/16/17)
	11	ALABAMA STATE (11/27/17)
	11	MISSISSIPPI ST. (12/12/17)
	11	CLEVELAND STATE (12/21/17)
	11	ECU (01/20/18)



**2017-18 Cincinnati Basketball**  
**Cincinnati High/Low Analysis (as of Mar 02, 2018)**  
**All games**



**Opponent - GAME LOWS**

POINTS	38		at UCF (1/16/18)
	40		UCF (02/06/18)
	42		TEMPLE (01/24/18)
	48		vs Richmond (11/21/17)
	48		MEMPHIS (12/31/17)
	48		at Memphis (1/27/18)
FIELD GOALS MADE	13		UCF (02/06/18)
	14		at Memphis (1/27/18)
FIELD GOAL ATTEMPTS	42		vs Richmond (11/21/17)
	45		at USF (1/13/18)
	45		at Memphis (1/27/18)
FIELD GOAL PERCENTAGE	.283	(13-46)	UCF (02/06/18)
	.286	(16-56)	TEMPLE (01/24/18)
3 PT FIELD GOALS MADE	0		UCF (02/06/18)
	3		TEMPLE (01/24/18)
	3		at Memphis (1/27/18)
	3		at Tulane (03/01/18)
3 PT FG ATTEMPTS	12		ALABAMA STATE (11/27/17)
	13		at USF (1/13/18)
3 PT FG PERCENTAGE	.000	(0-14)	UCF (02/06/18)
	.130	(3-23)	TEMPLE (01/24/18)
FREE THROWS MADE	2		ALABAMA STATE (11/27/17)
	3		at UCF (1/16/18)
FREE THROW ATTEMPTS	2		ALABAMA STATE (11/27/17)
	8		MISSISSIPPI ST. (12/12/17)
	8		CLEVELAND STATE (12/21/17)
	8		TULSA (02/25/18)
FREE THROW PERCENTAGE	.300	(3-10)	at UCF (1/16/18)
	.364	(4-11)	HOUSTON (01/31/18)
REBOUNDS	18		CLEVELAND STATE (12/21/17)
	22		vs Richmond (11/21/17)
	22		at USF (1/13/18)
ASSISTS	4		at Memphis (1/27/18)
	5		at UCONN (2/3/18)
	5		at Tulane (03/01/18)
STEALS	1		ALABAMA STATE (11/27/17)
	2		at UCLA (12/16/17)
	2		MEMPHIS (12/31/17)
	2		UCF (02/06/18)
	2		TULSA (02/25/18)
BLOCKED SHOTS	0		UCONN (02/22/18)
	1		WESTERN CAROLINA (11/13/17)
	1		COPPIN STATE (11/16/17)
	1		at UCF (1/16/18)
	1		UCF (02/06/18)
TURNOVERS	8		HOUSTON (01/31/18)
	10		at UCONN (2/3/18)
FOULS	11		at UCF (1/16/18)
	11		TULSA (02/25/18)



**2017-18 Cincinnati Basketball**  
 Cincinnati Player High/Low Analysis (as of Mar 02, 2018)  
**All games**



**Cincinnati - INDIVIDUAL GAME HIGHS**

Points	24		EVANS, Jacob vs Mississippi St. (12/12/17)
	24		CLARK, Gary vs Buffalo (11/20/17)
	23		EVANS, Jacob at Xavier (12/02/17)
	20		CUMBERLAND, Jarron vs Western Carolina (11/13/17)
	19		EVANS, Jacob at UCONN (2/3/18)
	19		WASHINGTON, Kyle vs Houston (01/31/18)
	19		WASHINGTON, Kyle at UCLA (12/16/17)
	19		CUMBERLAND, Jarron vs Coppin State (11/16/17)
	19		EVANS, Jacob vs Savannah State (11/10/17)
Field Goals Made	9		CLARK, Gary vs Cleveland State (12/21/17)
	9		EVANS, Jacob at Xavier (12/02/17)
Field Goal Att.	17		CUMBERLAND, Jarron vs Wichita State (02/18/18)
	16		EVANS, Jacob vs Houston (01/31/18)
FG Pct (min 5 made)	.857	(6-7)	BROOME, Cane at Tulane (03/01/18)
	.857	(6-7)	CLARK, Gary vs UCONN (02/22/18)
	.857	(6-7)	CLARK, Gary vs Temple (01/24/18)
	.857	(6-7)	WASHINGTON, Kyle vs Cleveland State (12/21/17)
3-Point FG Made	5		BROOME, Cane vs Savannah State (11/10/17)
	4		EVANS, Jacob vs Tulsa (02/25/18)
	4		CUMBERLAND, Jarron vs Tulsa (02/25/18)
	4		MOORE, Trevor vs UCONN (02/22/18)
	4		CUMBERLAND, Jarron at USF (1/13/18)
	4		EVANS, Jacob at UCLA (12/16/17)
	4		EVANS, Jacob vs Mississippi St. (12/12/17)
	4		CUMBERLAND, Jarron vs Coppin State (11/16/17)
	4		JENIFER, Justin vs Coppin State (11/16/17)
	4		CUMBERLAND, Jarron vs Western Carolina (11/13/17)
	4		EVANS, Jacob vs Savannah State (11/10/17)
3-Point FG Att.	11		EVANS, Jacob vs Savannah State (11/10/17)
	10		CUMBERLAND, Jarron vs Wichita State (02/18/18)
	10		CUMBERLAND, Jarron vs Coppin State (11/16/17)
3-Pt FG Pct (min 2 made)	1.000	(3-3)	CLARK, Gary vs UCONN (02/22/18)
	1.000	(2-2)	CLARK, Gary vs Tulsa (02/25/18)
	1.000	(2-2)	JENIFER, Justin vs Tulsa (02/25/18)
	1.000	(2-2)	CLARK, Gary vs Temple (01/24/18)
	1.000	(2-2)	JENIFER, Justin vs Wyoming (11/22/17)
Free Throws Made	11		CLARK, Gary vs Buffalo (11/20/17)
	9		EVANS, Jacob at Houston (2/15/18)
	9		EVANS, Jacob at UCONN (2/3/18)
Free Throw Att.	13		CLARK, Gary at Memphis (1/27/18)
	13		CLARK, Gary vs Buffalo (11/20/17)
FT Pct (min 3 made)	1.000	(8-8)	WASHINGTON, Kyle at USF (1/13/18)
	1.000	(8-8)	CLARK, Gary vs Alabama State (11/27/17)
	1.000	(6-6)	CLARK, Gary vs UA-Pine Bluff (12/19/17)
	1.000	(6-6)	EVANS, Jacob vs Mississippi St. (12/12/17)
	1.000	(6-6)	WASHINGTON, Kyle vs Buffalo (11/20/17)
	1.000	(6-6)	EVANS, Jacob vs Coppin State (11/16/17)
	1.000	(5-5)	WASHINGTON, Kyle vs Western Carolina (11/13/17)
	1.000	(4-4)	CUMBERLAND, Jarron at Tulane (03/01/18)
	1.000	(4-4)	SCOTT, Tre at Tulane (03/01/18)
	1.000	(4-4)	BROOME, Cane vs UCONN (02/22/18)
	1.000	(4-4)	CLARK, Gary vs Wichita State (02/18/18)
	1.000	(4-4)	EVANS, Jacob at SMU (02/11/18)

	1.000	(4-4)	EVANS, Jacob vs Houston (01/31/18)
	1.000	(4-4)	WILLIAMS, Keith vs Temple (01/24/18)
	1.000	(4-4)	JENIFER, Justin at USF (1/13/18)
	1.000	(4-4)	CLARK, Gary at USF (1/13/18)
	1.000	(4-4)	EVANS, Jacob at USF (1/13/18)
	1.000	(4-4)	CUMBERLAND, Jarron vs SMU (01/07/18)
	1.000	(4-4)	CUMBERLAND, Jarron vs Cleveland State (12/21/17)
	1.000	(4-4)	BROOME, Cane at UCLA (12/16/17)
	1.000	(4-4)	CLARK, Gary vs Mississippi St. (12/12/17)
	1.000	(4-4)	JENIFER, Justin vs Coppin State (11/16/17)
	1.000	(4-4)	CUMBERLAND, Jarron vs Western Carolina (11/13/17)
	1.000	(4-4)	CLARK, Gary vs Western Carolina (11/13/17)
	1.000	(3-3)	CLARK, Gary vs UCF (02/06/18)
	1.000	(3-3)	WASHINGTON, Kyle vs ECU (01/20/18)
Rebounds	15		CLARK, Gary at UCF (1/16/18)
	14		CLARK, Gary vs ECU (01/20/18)
	14		CLARK, Gary vs Buffalo (11/20/17)
Assists	8		CUMBERLAND, Jarron vs Tulsa (02/25/18)
	7		EVANS, Jacob vs Tulsa (02/25/18)
	7		JENIFER, Justin vs Cleveland State (12/21/17)
	7		CLARK, Gary vs Richmond (11/21/17)
Steals	5		EVANS, Jacob vs Temple (01/24/18)
	4		WASHINGTON, Kyle at UCLA (12/16/17)
Blocked Shots	5		CLARK, Gary vs Mississippi St. (12/12/17)
	4		NSOSEME, Eliel at Xavier (12/02/17)
	4		EVANS, Jacob vs Alabama State (11/27/17)
Turnovers	7		CUMBERLAND, Jarron vs Buffalo (11/20/17)
	6		BROOME, Cane vs Savannah State (11/10/17)
Fouls	5		EVANS, Jacob at Memphis (1/27/18)
	4		JENIFER, Justin at Tulane (03/01/18)
	4		EVANS, Jacob vs Wichita State (02/18/18)
	4		CLARK, Gary at Houston (2/15/18)
	4		NSOSEME, Eliel vs UCF (02/06/18)
	4		BROOKS, Nysier at UCONN (2/3/18)
	4		CLARK, Gary vs Houston (01/31/18)
	4		CUMBERLAND, Jarron at Memphis (1/27/18)
	4		WASHINGTON, Kyle at Memphis (1/27/18)
	4		BROOME, Cane at Memphis (1/27/18)
	4		CLARK, Gary at Memphis (1/27/18)
	4		CUMBERLAND, Jarron at USF (1/13/18)
	4		CLARK, Gary vs SMU (01/07/18)
	4		BROOME, Cane vs SMU (01/07/18)
	4		WASHINGTON, Kyle at Temple (01/04/18)
	4		BROOKS, Nysier at UCLA (12/16/17)
	4		EVANS, Jacob vs Florida (12/09/17)
	4		CUMBERLAND, Jarron vs Florida (12/09/17)
	4		BROOME, Cane at Xavier (12/02/17)
	4		CUMBERLAND, Jarron at Xavier (12/02/17)
	4		EVANS, Jacob vs Wyoming (11/22/17)
	4		EVANS, Jacob vs Buffalo (11/20/17)
	4		CUMBERLAND, Jarron vs Buffalo (11/20/17)



**2017-18 Cincinnati Basketball**  
Cincinnati Opponent High/Low Analysis (as of Mar 02, 2018)  
**All games**



**OPPONENT INDIVIDUAL GAME HIGHS**

Points	29		MASSINBURG, CJ vs Buffalo (11/20/17)
	28		BLUIETT, Trevon at Xavier (12/02/17)
	22		BANKS, Payton at USF (1/13/18)
	21		ETOU, Junior vs Tulsa (02/25/18)
	21		Koulechov, Egor vs Florida (12/09/17)
Field Goals Made	9		MASSINBURG, CJ vs Buffalo (11/20/17)
	8		McMURRAY, Jahmal at SMU (02/11/18)
	8		VITAL, Christian at UCONN (2/3/18)
	8		Koulechov, Egor vs Florida (12/09/17)
Field Goal Att.	21		MASSINBURG, CJ vs Buffalo (11/20/17)
	20		ADAMS, Jalen at UCONN (2/3/18)
	20		HARRIS, Jeremy vs Buffalo (11/20/17)
FG Pct (min 5 made)	.833	(5-6)	Johnson, Branden vs Alabama State (11/27/17)
	.750	(6-8)	Hudson, Jalen vs Florida (12/09/17)
	.750	(6-8)	KANTER, Kerem at Xavier (12/02/17)
3-Point FG Made	5		DAVIS Jr., Corey vs Houston (01/31/18)
	5		BLUIETT, Trevon at Xavier (12/02/17)
3-Point FG Att.	10		ETOU, Junior vs Tulsa (02/25/18)
	10		McMURRAY, Jahmal at SMU (02/11/18)
	10		BLUIETT, Trevon at Xavier (12/02/17)
	10		HARRIS, Jeremy vs Buffalo (11/20/17)
3-Pt FG Pct (min 2 made)	1.000	(3-3)	Aric Holman vs Mississippi St. (12/12/17)
	1.000	(2-2)	WORD, Bobby vs Cleveland State (12/21/17)
	1.000	(2-2)	KANTER, Kerem at Xavier (12/02/17)
	1.000	(2-2)	KIRBY, Joe vs Richmond (11/21/17)
Free Throws Made	9		MARTIN, Jeremiah at Memphis (1/27/18)
	9		BLUIETT, Trevon at Xavier (12/02/17)
Free Throw Att.	13		MARTIN, Jeremiah at Memphis (1/27/18)
	11		BLUIETT, Trevon at Xavier (12/02/17)
FT Pct (min 3 made)	1.000	(6-6)	GRAY, Rob at Houston (2/15/18)
	1.000	(5-5)	FRAZIER, Melvin at Tulane (03/01/18)
	1.000	(4-4)	DEJESUS, Ceasar vs UCF (02/06/18)
	1.000	(4-4)	ADAMS, Jalen at UCONN (2/3/18)
	1.000	(4-4)	Koulechov, Egor vs Florida (12/09/17)
	1.000	(4-4)	GILYARD, Jacob vs Richmond (11/21/17)
	1.000	(4-4)	MORGAN, Lamar vs Coppin State (11/16/17)
	1.000	(4-4)	DAVIS, Karonn vs Coppin State (11/16/17)
	1.000	(3-3)	TYSON, B.J. vs ECU (01/20/18)
	1.000	(3-3)	MOORE II, Alani at Temple (01/04/18)
	1.000	(3-3)	CABEZA, Jahir vs Savannah State (11/10/17)
Rebounds	13		AGAU, Akoy at SMU (02/11/18)
	11		BROWN, Josh at Temple (01/04/18)
Assists	8		GOODIN, Quentin at Xavier (12/02/17)
	6		JOINER, Elijah vs Tulsa (02/25/18)
	6		ROBINSON, Jr., Galen at Houston (2/15/18)
	6		GRAY, Rob vs Houston (01/31/18)
	6		Chiozza, Chris vs Florida (12/09/17)
	6		DASENT, Austin vs Savannah State (11/10/17)
Steals	4		Abdul Ado vs Mississippi St. (12/12/17)
	3		FRAZIER, Melvin at Tulane (03/01/18)
	3		DAVIS Jr., Corey at Houston (2/15/18)
	3		BREWTON JR, Kareem at Memphis (1/27/18)
	3		MILTON, Shake vs SMU (01/07/18)

	3	ROSE, Quinton at Temple (01/04/18)
	3	Nick Weatherspoon vs Mississippi St. (12/12/17)
	3	Mike Amius vs Western Carolina (11/13/17)
	3	EVANS,Ty'lik vs Savannah State (11/10/17)
	3	DASENT,Austin vs Savannah State (11/10/17)
Blocked Shots	3	JEFFRIES, DaQuan vs Tulsa (02/25/18)
	3	BARKLEY, Kentrell vs ECU (01/20/18)
	3	Abdul Ado vs Mississippi St. (12/12/17)
Turnovers	7	McMURRAY, Jahmal vs SMU (01/07/18)
	7	BUCKINGHAM, De'Monte vs Richmond (11/21/17)
Fouls	5	ZANNA, Nura at Houston (2/15/18)
	5	DAVIS Jr., Corey at Houston (2/15/18)
	5	WHITE Jr., Fabian vs Houston (01/31/18)
	5	BRADY, Breaon vs Houston (01/31/18)
	5	CHARGOIS, Ethan vs SMU (01/07/18)
	5	AFLAKPUI, Ernest at Temple (01/04/18)
	5	PERKINS, Nick vs Buffalo (11/20/17)
	5	CARUTHERS, Dontay vs Buffalo (11/20/17)
	5	COUNCIL,Cedric vs Coppin State (11/16/17)
	5	TRAORE,Adam vs Coppin State (11/16/17)