



CINCINNATI ***FOOTBALL***



CINCINNATI VS. NORTH CAROLINA
DEC. 28, 2013 • CHARLOTTE, N.C. • BANK OF AMERICA STADIUM



UC FOOTBALL

ONWARD TO VICTORY




Table of Contents

Media Information.....	2
Belk Bowl Information.....	3
The Matchup	6
Season In Review	8
Cincinnati Team Notes.....	13
Cincinnati Rosters	22
Cincinnati Depth Chart	25
Head Coach Tommy Tuberville.....	26
Leading Player Profiles	27
2013 Statistics.....	34
2013 Game Summaries	58
Cincinnati's Bowl History.....	67

CINCINNATI
BEARCATS

vs.

NORTH CAROLINA
TAR HEELS

CINCINNATI MEDIA CONTACTS

**Ryan Koslen**

Assistant Athletic Director • Strategic Communications (Primary)

Cell: 513-497-3132

Email: ryan.koslen@uc.edu

**Cory Hall**

Senior Director • Sports Communications (Secondary)

Cell: 515-419-1755

Email: cory.hall@uc.edu

**Desiree Reed-Francois**

Senior Associate Athletic Director • FB Administration

Cell: 865-385-8833

Email: desiree.reed@uc.edu

2013 SCHEDULE & RESULTS

9-3 Overall, 6-2 American Athletic Conference

AUGUST

31 **PURDUE** (ESPN) W, 42-7

SEPTEMBER

7 at Illinois (ESPN2) L, 45-17

14 **NORTHWESTERN STATE** (ESPN3) W, 66-9

21 at Miami (Ohio) (ESPN3) W, 14-0

OCTOBER

5 at USF * (ESPN3) L, 26-20

11 **TEMPLE** * (ESPN) W, 38-2019 **CONNECTICUT** * (ESPN) W, 41-16

30 at Memphis * (ESPN2) W, 34-21

NOVEMBER

9 **SMU** * (ESPN Regional) W, 28-25

16 at Rutgers * (ESPN) W, 52-17

23 at Houston * (ESPN) W, 24-17

DECEMBER

5 No. 15/16 **LOUISVILLE** * (ESPN) L, 31-24 (OT)

28 vs. North Carolina ^ (ESPN) 3:20 p.m.

* - American Athletic Conference game; ^ - Belk Bowl; Home games in **BOLD CAPS**; All times eastern.

CREDITS

The 2013 Belk Bowl Guide is a production of the University of Cincinnati Sports Communications Office and is intended to supplement UC's 2013 regular season media guide, which is available on GoBEARCATS.com. The guide was written and compiled by Ryan Koslen and Cory Hall. Photography provided by Lisa Ventre, Ashley Kempher, Jay Yocis and USA Today Sports Images. Printing by UC Duplicating Services in Cincinnati.

GENERAL INFORMATION

Location	Cincinnati, OH 45221
Founded.....	1819
Enrollment.....	42,656
Conference.....	American Athletic
Nickname	Bearcats
Colors	Red (PMS 186) & Black
President	Santa Jeremy Ono, PhD
Director of Athletics	Whit Babcock
Faculty Representative	David M. Szymanski, PhD

2013 INFORMATION

Overall Record	9-3
Home/Road/Neutral	5-1/4-2/0-0
American Record/Finish	6-2/third

HISTORY

First Year of Football	1885
All-Time Record	580-559-51
All-Time Bowl Record	8-6
Last Bowl	2012 Belk
Last Bowl Opponent	Duke (W, 48-34)

COACHING STAFF

Head Coach.....	Tommy Tuberville
Alma Mater.....	Southern Arkansas '76
Record at UC/Years.....	9-3/First
Career Record/Years	140-80/17
Assoc. Head Coach/DE.....	Robert Prunty
Defensive Coordinator/LB.....	Art Kaufman
Offensive Coordinator/RB.....	Eddie Gran
Passing Game Coordinator/QB	Darin Hinshaw
Special Teams Coordinator/TE.....	Tyson Helton
Asst. Coaches....	Steven Clinkscale (DB), Darren Hiller (OL), Blake Rolan (WR), Fred Tate (DL)
GAs	Luke Goodwin (Def.), Eddie Hicks (Off.), Marc Nudelburg (Off.), LaDarius Stallings (Off.)
Quality Control Assts.	Marc McMillan (Def.), Jesse Smith (Off.), Marcus Lewis (Def.)

FOOTBALL SUPPORT STAFF

Asst. Director of Athletics/Football Ops	John Widecan
Director of Player Development.....	Antrione Archer
Director of High School & Player Relations.....	Vince Suriano
Director of Athletic Equipment	Blake Reid
Director of Football Recruiting	Mike Waugh
Director of Football Video	Greg Bruner
Assistant Director/Football Equipment.....	Patrick Screen
Assistant Director/Football Video	Adam Niemeyer
Assistant Director/Football Operations.....	Adam Hannon
Assistant to the Head Coach.....	Sherry Murray

SPORTS PERFORMANCE

Asst. AD/Sports Performance	Joe Walker
Director Of Strength & Conditioning (FB)	David Neill, Orlando Smith
Graduate Assistants.....	Reid Kagy, Jake Reidel

SPORTS MEDICINE

Assoc. AD/Sports Medicine	Bob Mangine
Head Athletic Trainer	Joseph T. Rauch
Assoc. Head Athletic Trainer/FB	Emi Matsuno
Interns.....	Kris Chalk (ATC), Tim Machan (PT)

2013 UNIVERSITY OF CINCINNATI FOOTBALL

MEDIA INFORMATION

GET CONNECTED:



GoBEARCATS.com
InsideBearcatsFootball.com



@GoBEARCATS
@Bearcats_FB | @TTuberville



UniversityofCincinnatiBearcats

SPORTS COMMUNICATIONS

The University of Cincinnati Sports Communications Office is ready to assist you in every way possible to make the experience of covering UC Athletics productive and rewarding. For this reason, we have developed policies and procedures which will require cooperation on the part of the media. Not complying with these policies will result in the refusal of credentials/access.

Richard E. Lindner Center • Suite 860
2751 O'Varsity Way • Cincinnati, OH 45221-0021

Website (University).....GoBEARCATS.com
Website (Football Specific).....InsideBearcatsFootball.com
Twitter.....@GoBEARCATS | @Bearcats_FB
Facebook.....Facebook.com/UniversityofCincinnatiBearcats

SPORTS COMMUNICATIONS PERSONNEL IN CHARLOTTE

Ryan Koslen.....Assistant AD/Primary Contact
513-497-3132.....ryan.koslen@uc.edu
Cory Hall.....Senior Director/Secondary Contact
515-419-1755.....cory.hall@uc.edu
Desiree Reed-Francois.....Senior Associate AD
865-385-8833.....desiree.reed@uc.edu
Tom Gelehrter.....Senior Director/Video Contact
513-502-0113.....Tom.Gelehrter@uc.edu

GOING GREEN

Starting with the 2010 season, the University of Cincinnati will no longer print media guides. Complete information, including a record book/media supplement will be made available on the football page at www.GoBEARCATS.com.

ON THE WEB

Information on the University of Cincinnati football team is available at www.GoBEARCATS.com. To receive the UC updates via email, please send a request to Ryan Koslen (ryan.koslen@uc.edu). Information on the American Athletic Conference and all member institutions is also available through the league's web site at www.TheAmerican.org.

BELK BOWL CREDENTIALS

» Requests for official working media credentials should be directed to Frank Kay with the Belk Bowl. He can be reached at (704) 378-4428 or via email at fkay@raycomsports.com.

BELK BOWL PRACTICE

» Cincinnati will be practicing at: Charlotte Latin School 9502 Providence Rd. (704) 846-1100.
» UC will practice on Sunday, Dec. 23 at 3:30 p.m., Monday, Dec. 24 at 12:45 p.m. and Tuesday, Dec. 25 at 2:45 p.m.
» All times are eastern and subject to change.

BELK BOWL PRACTICE POLICIES

» All Cincinnati practices are closed to the public. Practice will be open to the media for the first 20 minutes.
» Head Coach Tommy Tuberville and players will be available after practice at Charlotte Latin.
» All interview requests should be directed to Cincinnati SID Ryan Koslen at (513) 497-3132.

DIRECTIONS TO PRACTICE SITE FROM UPTOWN

» Go south on S. Tryon St.
» Take left on E. Morehead St. heading east.
» Stay on E. Morehead St. approximately 10 miles (E. Morehead St. turns into Queens Rd and then Providence Road) No turns, street name changes.
» Cross Hwy. 51 (Pineville-Matthews Rd.)
» Charlotte Latin School will be 1.6 miles on right.

BELK BOWL PRACTICE SCHEDULE

DATE	PRACTICE	INTERVIEWS
Monday, Dec. 23	1:30 p.m.	3 p.m.
Tuesday, Dec. 24	3 p.m.	4:30 p.m.
Wednesday, Dec. 25	2:15 p.m.	3:45 p.m.
Thursday, Dec. 26	12:15 p.m.	1:20 p.m.
Friday, Dec. 27	3 p.m.*	

All times tentative and subject to change
* - team photo on stairs of Bank of America Stadium

KEY LOCATIONS

BANK OF AMERICA STADIUM (BELK BOWL)

» 800 S. Mint St., 28202 (704) 358-7000

MARRIOTT CITY CENTER (MEDIA HOTEL)

» 100 W. Trade St., 28202 (704) 333-9000

HILTON CHARLOTTE CENTER CITY (CINCINNATI TEAM HOTEL)

» 222 E. 3rd St., 28202 (704) 377-1500

THE WESTIN (NORTH CAROLINA TEAM HOTEL)

» 601 S. College St., 28202 (704) 375-2600

BELK SOUTH PARK (SITE OF TEAM SHOPPING SPREES)

» 4400 Sharon Rd., 28211 (704) 364-4251

NASCAR HALL OF FAME (SITE OF TEAM RECEPTIONS)

» 400 E. MLK Jr. Dr., 28202 (704) 654-4400

CHARLOTTE MOTOR SPEEDWAY (SITE OF TEAM TRIP)

» 5555 Concord Pkwy S., Concord, NC 28027 (704) 455-3200

FUEL PIZZA ON THE GREEN (SITE OF MEDIA DAY)

» 500 S. College St., 28202 (704) 370-2755

INTERNET POLICIES

» Live updating of websites, blogs and social network feeds is not allowed during practices.

POSTGAME INTERVIEWS

» The UC locker room will remain closed following all football games. Media should request players through UC Sports Communications personnel for the media room during the fourth quarter.
» Coach Tuberville and players will address the media in the designated interview area following the game.
» Additional players not brought in the media room can be requested and will be available outside the UC locker room.

GLANCING AT THE RECORD

	2013	STREAK	SINCE 2007
Overall	9-3	L1	66-24
Home	5-1	L1	35-9
Road/Neut.	4-2	W3	31-15
American	6-2	L1	35-15
American Home	3-1	L1	17-8
American Road	3-1	W3	18-7

AROUND THE AMERICAN ATHLETIC CONFERENCE

School	AMERICAN			OVERALL	
	Conf	CPct.	Overall	Pct.	Streak
UCF *	8-0	1.000	11-1	0.917	W8
Louisville	7-1	0.875	11-1	0.917	W5
Cincinnati	6-2	0.750	9-3	0.750	L1
Houston	5-3	0.625	8-4	0.667	W1
SMU	4-4	0.500	5-7	0.417	L2
Rutgers	3-5	0.375	6-6	0.500	W1
UConn	3-5	0.375	3-9	0.250	W3
USF	2-6	0.250	2-10	0.167	L6
Memphis	1-7	0.125	3-9	0.250	L3
Temple	1-7	0.125	2-10	0.167	W1

AMERICAN BOWL SCHEDULE

New Era Pin Stripe Bowl • Dec. 28 • ESPN

Rutgers vs. Notre Dame Noon
Series: Notre Dame leads, 4-0
Last Meeting: 2002 – Notre Dame, 42-0

Belk Bowl • Dec. 28 • ESPN

Cincinnati vs. North Carolina..... 3:20 p.m.
Series: North Carolina leads, 2-0
Last Meeting: 1991 – North Carolina, 51-16

Russell Athletic Bowl • Dec. 28 • ESPN

Louisville vs. Miami (Fla.) 6:45 p.m.
Series: Miami leads, 1-9-1
Last Meeting: Sept. 16, 2006 – Louisville, 31-7

Tostitos Fiesta Bowl • Jan. 1 • ESPN

UCF vs. Baylor..... 8:30 p.m.
Series: First meeting

BBVA Compass Bowl • Jan. 4 • ESPN

Houston vs. Vanderbilt 1 p.m.
Series: First meeting

AMERICAN IN-SEASON AWARDS

AMERICAN OFFENSIVE PLAYER OF THE WEEK

» Oct. 14 • Brendon Kay, QB, Cincinnati
» Nov. 25 • Brendon Kay, QB, Cincinnati

collegepressbox.com
SINCE 2005 EVERYTHING BUT THE PRE-SAME OLD

collegepressbox.com is the official media website for American Athletic Conference football. Access and download weekly game notes, quotes, statistics, media guides, headshots, logos and more for the conference and each of its member schools. Login information will be distributed to accredited media or you can apply for a password by sending an e-mail to password@collegepressbox.com.

BELK BOWL FACTS

COLLEGE FOOTBALL • SOUTHERN STYLE

From the very beginning, the Belk Bowl has been a true success story. With a sellout crowd of 73,535 in attendance for the opening kickoff in December 2002, the game drew the largest non-BCS crowd of the bowl season and became the second-most attended inaugural bowl game in NCAA history.

Over the past eight years, the bowl has averaged over 62,000 fans, with three sellouts. The game has reached over 22 million total households. In 2003, the bowl was named one of the five-best start-ups in sports over the past five years by the Sports Business Journal, behind only the NFL Houston Texans and ESPN the Magazine.

GENERAL

Name.....Belk Bowl
Date & Time.....Saturday, Dec. 28, 2013, 3:20 p.m.
Teams.....Cincinnati (9-3) vs. North Carolina (6-6)
Location.....Bank of America Stadium Charlotte, N.C.
Title Sponsor.....Belk, Inc.
Television.....ESPN
Radio.....ESPN Radio
Game Operator.....Charlotte Sports Foundation
Executive Director.....Will Webb

HISTORY

2002.....Virginia 48, West Virginia 22
2003.....Virginia 23, Pittsburgh 16
2004.....Boston College 37, North Carolina 24
2005.....NC State 14, South Florida 0
2006.....Boston College 25, Navy 24
2007.....Wake Forest 24, UConn 10
2008.....West Virginia 31, North Carolina 30
2009.....Pittsburgh 19, North Carolina 17
2010.....South Florida 31, Clemson 26
2011.....NC State 31, Louisville 24
2012.....Cincinnati 48, Duke 34

JERRY RICHARDSON MVP AWARD WINNERS

2002.....Wali Lundy, RB, Virginia
» 22 rushes for 127 yards, 5 catches for 76 yards, 4 TDs
2003.....Matt Schaub, QB, Virginia
» 20-31 for 244 yards, 1 touchdown
2004.....Paul Peterson, QB, Boston College
» 24-33 for 236 yards, 2 touchdowns
2005.....Stephen Tulloch, LB, NC State
» 15 tackles, 3 sacks, 1 fumble recovered
2006.....Jolonn Dunbar, LB, Boston College
» 14 tackles, 1 sack, 1 fumble recovered
2007.....Kenny Moore, WR, Wake Forest
» 11 receptions for 112 yards
2008.....Pat White, QB, West Virginia
» 24-33 for 236 yards, 3 touchdowns
2009.....Dion Lewis, RB, Pittsburgh
» 28 rushes for 159 yards, 1 touchdown
2010.....B.J. Daniels, QB, South Florida
» 20-27 for 189 yards, 2 touchdowns
2011.....Mike Glennon, QB, NC State
» 21-33 for 264 yards, 3 touchdowns
2012.....Brendon Kay, QB, Cincinnati
» 17-25 for 332 yards, 4 touchdowns



THE BELK BOWL TROPHY

- » The immaculate 30lb Waterford Crystal football atop and etched and polished aluminum base completes the one-of-a-kind 2013 Belk Bowl trophy.
- » The completed Belk Bowl trophy will travel 3900 miles from Ireland in a specially-engineered crate to Charlotte for the big game, then back to Waterford to engrave the Champion's team name.

2013 BELK BOWL SCHEDULE OF EVENTS

MONDAY, DECEMBER 23

Coaches Reception (Quail Hollow Club)

5-7 p.m.

- » Coaches will be welcomed to Charlotte with a small reception.

Team Shopping Sprees at Belk (Southpark)

North Carolina: 7:00 p.m./Cincinnati: 8:30 p.m.

- » Teams will have the opportunity to pick their own bowl gifts as they will visit the flagship Belk store in Southpark.

TUESDAY, DECEMBER 24

Teams' Outing to Charlotte Motor Speedway

10:30 a.m.-1:30 p.m. (UNC arrives at 10:30 a.m., UC arrives at 11:15 a.m.)

- » A highly unique and exciting experience for the teams. All participants will be given a three-lap ride-along with a driver from the NASCAR Driving Experience. In addition, a look at the facilities, interactive displays and tire-changing competitions will be held between the schools, and the head coaches will be presented with a special souvenir. Truly a great photo opportunity for the media.

WEDNESDAY, DECEMBER 25

Merry Christmas

All Day

THURSDAY, DECEMBER 26

Teams' visit to Levine Children's Hospital

North Carolina: 9:30-10:15 a.m./Cincinnati: 10:15-11 a.m.

- » Head coaches and select members of each team will spread holiday cheer to ill children.

Team Receptions (NASCAR Hall of Fame)

North Carolina: 7:00 p.m./Cincinnati: 8:30 p.m.

- » Team will enjoy a tour of the NASCAR Hall of Fame and dinner.

FRIDAY, DECEMBER 27

Media Day at Fuel Pizza (On the Green across from Convention Center)

10-11:30 a.m.

- » The official media function and last interview opportunities with head coaches and players prior to the game.

Media Luncheon at Fuel Pizza

11:30 a.m.-12:30 p.m.

Battle of the Bands (NASCAR Hall of Fame Plaza)

4-5 p.m.

- » Both team marching bands will perform in a spirited competition for the most cheers.

Belk Bowl Fan Central (EpiCentre)

7-11 p.m.

- » The official fan party of the Belk Bowl, EpiCentre will be THE place to be the night before the game. In addition to restaurants, bars, and other attractions, the main courtyard will host cheerleaders, marching bands, and mascots to get fans ready for the big game.

SATURDAY, DECEMBER 28

Belk Bowl 5K presented by Rampage Footwear

8:30 a.m.

- » Fans can tour Charlotte by foot during this fun run, with food and awards at a reception afterwards.

Belk Bowl FanFest

11 a.m.-3 p.m.

- » A fan favorite, the Belk Bowl FanFest offers the perfect combination of family fun, great food and entertainment with live musical acts, interactive games, face painting, official bowl and school merchandise sales. Cheerleaders and bands are sure to stir school spirit. Blake Shelton will headline the event.

Belk Bowl Kickoff

3:20 p.m.

- » The game will be televised by ESPN with radio coverage on 700 WLW AM and nationally by ESPN Radio on Sirius XM 84

TELEVISION

ESPN/WATCHESPN

RADIO

700 WLW AM

RADIO

ESPN RADIO/SIRIUS XM 84

Carter Blackburn.....Play-by-Play

Dan Hoard.....Play-by-Play

Tom Hart.....Play-by-Play

Danny Kannel.....Analyst

Jim Kelly Jr.....Analyst

David Diaz-Infante.....Analyst

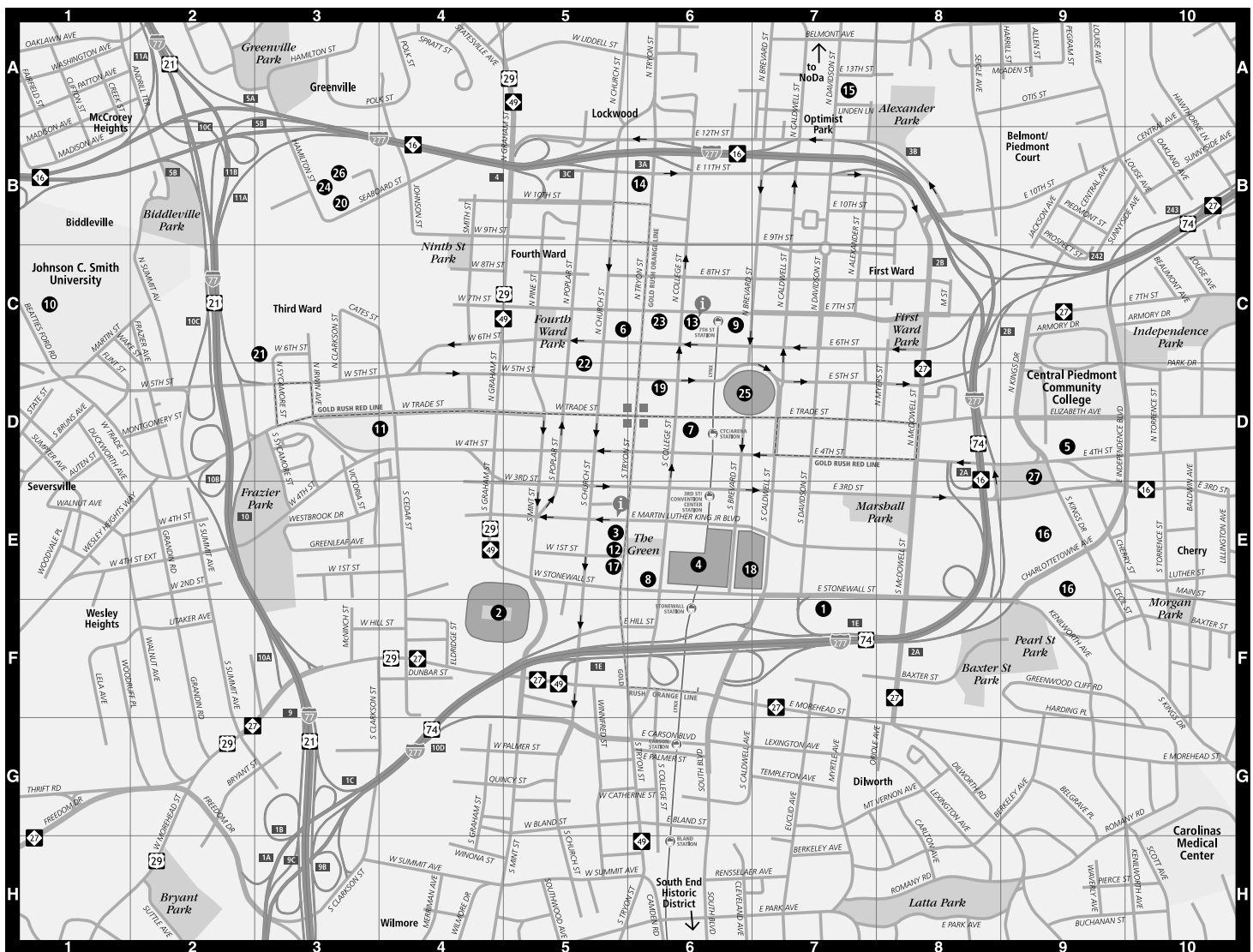
Allison Williams.....Sideline

Tom Gelehrter.....Sideline

Cara Capuano.....Sideline

FOR MORE INFORMATION: **WWW.BELKBOWL.COM**

CHARLOTTE, N.C.

**THE CITY OF CHARLOTTE**

Distinctly cosmopolitan but with definite small-town appeal, Charlotte's special blend of liveliness is an unexpected mix. Known as the Queen City, it lives up to its royal moniker with rich history, a vibrant arts and music scene and regal southern hospitality.

ADVENTURE AT EVERY TURN

Explore the NASCAR Hall of Fame for high-octane adventures that encompass racing simulators, pit crew challenges and memorabilia that gives you an insider's look at the sport's need for speed. For thrill seekers, there may be a chill in the air, but hiking, biking and zip-lining experiences at the U.S. National Whitewater Center will warm you up at this outdoorsman's paradise. One of the most beloved and visited science centers in the Southeast, Discovery Place engages visitors with interactive features like an aquarium, hands-on lab stations, and a 3-D theatre.

WHERE HIGH ART REIGNS

For culture mavens, the Levine Center for the Arts dazzles. The Bechtler Museum of Modern Art brims with gems by notables such as Picasso and Warhol with a stately terra cotta-tiled façade that's a work of art itself. Closeby, the Harvey B. Gantt Center for African-American Arts + Culture hosts permanent and traveling works by prominent African-Americans. Across the street, the Mint Museum Uptown impresses with its premier Contemporary, American, and Craft + Design




collections and major traveling exhibitions. Meanwhile just five blocks away, Levine Museum of the New South illustrates Charlotte's rich history with exhibits like the award-winning "Cotton Fields to Skyscrapers."

CUISINE WORTH EVERY CALORIE

Menus are bursting with invigorating concepts, regional favorites done right like BBQ and fried pickles, and countless hotspots serving upscale elegance and local flavor. The new 7th Street Public Market modeled after cities like Seattle and San Francisco, touts local delicacies, produce and hand-crafted fare sure to tempt taste buds. As for nightlife, venues with everything from boisterous bluegrass to sophisticated wine lists are ideal ways to unwind after a day of exploring. Don't miss the after-five happenings at the EpiCentre and NC Music Factory. More than a dozen dining and nightlife options at each of these destinations make them the hottest places to see and be seen.

Be sure to venture to the Visitor Info Center at Martin Luther King, Jr. and Tryon Streets, which is chock full of helpful resources and knowledgeable staff. Find out more about Charlotte by calling 1-800-231-4636 or visiting to charlottestotal.com.

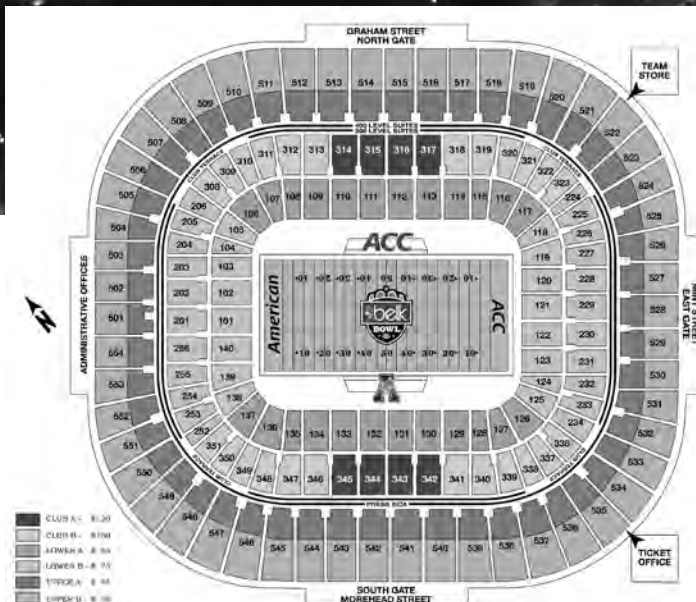


Located in Uptown Charlotte, Bank of America stadium serves as the headquarters for the Carolina Panthers in addition to being the home of the Dr Pepper ACC Football Championship and the Belk Bowl.

This 73,778-seat, privately financed, open-air, natural-grass stadium was specifically designed for football by HOK Sports Facilities Group of Kansas City, Mo. It includes training facilities, practice fields and administrative offices. Bank of America Stadium's state-of-the-art playing field is 398 feet long and 280 feet wide and features sophisticated drainage and irrigation systems. The playing surface is a hybrid Bermuda grass. The sand-based field is designed to drain between 10 and 12 inches of rain per hour and has a 10-inch crown.

The stadium façade contains many unique elements such as massive archways and domed towers at the entries, clad in building materials that accent the Panthers' black, blue and silver team colors. Perhaps the most interesting feature of the stadium is that it doesn't look like one. With its three entrances guarded by six monumental bronze panthers, the stadium appears to be a fortress instead of a sports venue.

Bank of America Stadium features a striking black obsidian granite façade and a silver and blue seating bowl. Sculpted by Todd Andrews, a pair of black panthers, each measuring eight-feet tall, weighing more than 2,000 pounds, perched on ten-foot pedestals and named Indomitable Spirit, guard both sides of each of the three 80-foot arched entrances. The 48-foot diameter light domes atop the entry towers are lit every night and are visible for miles around.



QUICK FACTS




LOCATION:	Charlotte, N.C.
OPENED:	Sept. 14, 1996
CONSTRUCTION COST:	\$248 million
ARCHITECT:	HOK Sport
SEATING CAPACITY:	73,778
LUXURY SUITES:	158
PLAYING FIELD:	Hybrid Bermuda grass
TENANTS:	Carolina Panthers (1996-)
	Belk Bowl (2002-)
	ACC Championship Game (2010-)

THE 2013 BELK BOWL

CINCINNATI (9-3) vs. NORTH CAROLINA (6-6)

SATURDAY, DEC. 28, 2013 • 3:20 P.M. (ET) • ESPN • 700 WLW AM • CHARLOTTE, N.C. • BANK OF AMERICA STADIUM

Site..... Bank of America Stadium (73,778)
 Surface..... Natural Grass
 TV..... ESPN/WatchESPN
 Radio..... 700 WLW AM/Sirius XM 84
 Live Stats..... GoBEARCATS.com
 Twitter..... @GoBEARCATS
 Series Record..... UNC leads 2-0
 In Charlotte, N.C. First Meeting
 Last Meeting..... 09/14/91 (UNC W, 51-16)



NORTH CAROLINA

Rankings (AP/Coaches)..... na/na
 2013 Record..... 6-6
 Head Coach..... Larry Fedora
 Record at UH(Yrs.)..... 14-10 (2nd)



CINCINNATI

Rankings (AP/Coaches)..... rv/rv
 2013 Record..... 9-3
 Head Coach..... Tommy Tuberville
 Record at UC (Years)..... 9-3 (1st)

FOOTBALL TAKES ON NORTH CAROLINA IN BELK BOWL

- » The University of Cincinnati football team will face the University of North Carolina in the 2013 Belk Bowl on Dec. 28, 2013 at Bank of America Stadium in Charlotte, N.C. The game will kickoff at 3:20 p.m. ET and air on ESPN.

THE SERIES

- » The Bearcats and Tar Heels have met twice on the gridiron with UNC holding a 2-0 edge in the series. The teams first met on Oct. 6, 1979 with the Bearcats dropping a 35-14 road decision to No. 18 UNC and last met on Sept. 14, 1991, a 51-16 Tar Heels win in Chapel Hill.

NOTING THE BELK BOWL

- » UC will make its second straight appearance in the Belk Bowl. The Bearcats defeated Duke in a 48-34 thriller in Charlotte in 2012. Multi-Grammy nominee and CMA Entertainer of the Year Blake Shelton will be the featured act at the 2013 Belk Bowl FanFest, taking place outside the stadium before the game. The Belk Bowl FanFest is free to the public and will begin at 11:00 a.m., with Shelton scheduled to begin his performance at 1:30 p.m.

THE COACHES

- » TOMMY TUBERVILLE, a 17-year head coaching veteran was named the 41st football head coach at the University of Cincinnati on Dec. 8, 2012. Widely regarded as one of the top coaches and recruiters in the collegiate game, comes to Cincinnati after three years at Texas Tech. Tuberville holds a 140-80 career record with head coaching stops at Texas Tech, Auburn and Ole Miss.
- » LARRY FEDORA is in his second season as head coach and holds a 14-10 mark at the school and a six-year career record of 48-29. He was the head coach at Southern Miss from 2008-11.

ON THE AIR

TELEVISION	ESPN/WATCHESPN	RADIO	700 WLW AM	RADIO	ESPN RADIO/SIRIUS XM 84
Carter Blackburn	Play-by-Play	Dan Hoard.....	Play-by-Play	Tom Hart	Play-by-Play
Danny Kannel	Analyst	Jim Kelly Jr.....	Analyst	David Diaz-Infante.....	Analyst
Allison Williams	Sideline	Tom Gelehrter.....	Sideline	Cara Capuano	Sideline

STREAKS, STORYLINES, SIDEBARS

- » The University of Cincinnati football team is playing its 126th season in 2013. The Bearcats' program dates to 1885 and is one of the 10 oldest in major college football.
- » UC won four of the final five BIG EAST Championships and has played in a bowl game in six of the past seven seasons and two straight years.
- » UC has won 66 games (66-24) since the 2007 season, most among current American Athletic Conference teams.
- » UC is the only school in the country among the BCS AQ Conferences (American, ACC, Big Ten, Big 12, Pac-12, SEC) to win four conference titles in the last five years.
- » UC is one of only four NCAA FBS AQ programs to have won 10 games in five of the past six seasons, joining Alabama, Oklahoma and Oregon.
- » Nippert Stadium will undergo an \$86-million renovation and expansion in Dec. 2013. UC will play at PBS in 2014.
- » OL Ben Flick, WR Mark Barr and WR Javon Harrison were involved in a car accident on Sept. 21, 2013. Tragically, Flick lost his life and Barr was seriously injured, spent eight weeks in the hospital and was recently released. Barr is continuing outpatient rehab with the UC sports medicine staff. Harrison was treated and released.
- » QB Munchie Legaux suffered a knee injury against Illinois, had surgery on Sept. 13 and will miss the rest of the year.
- » UC closed out the regular season with a 9-3 record, and a 6-2 mark in American Athletic Conference play in Head Coach Tommy Tuberville's first season at Cincinnati.
- » UC averaged 33.3 ppg and 482.3 ypg on offense and had one of the top passing attacks in the league, led by senior QB Brendon Kay who became only the fourth UC player to throw for 3,000 or more yards in a season (3,121).
- » The Bearcats are No. 9 nationally in total defense (313.2) and rank fifth in rushing defense (98.7) and 12th in scoring defense (19.5) and 18th in red zone defense (0.742).
- » Kay needs 11 completions and 422 yards passing to set UC's single-season mark in both categories.
- » WR Shaq Washington needs 13 catches to set UC's single season record for receptions.
- » LB Greg Blair needs four stops to net his second-straight campaign with 100 or more tackles.

**2013 BELK BOWL**

Dec. 28, 2013

Bank of America Stadium
Charlotte, N.C.**Belk Bowl Media Contact**

Frank Kay
 Director of Media Relations
 4725 Piedmont Row Dr., Suite 200
 Charlotte, N.C. 28210
 (704) 378-4428
 fkay@raycomsports.com

Travel Plans

Cincinnati's official travel party will depart for the Belk Bowl on Monday, Dec. 23, and return to the Tri-State Area on Sunday, Dec. 29, via charter.

Cincinnati Practice Facility

Charlotte Latin School
 9502 Providence Rd.
 Charlotte, N.C. 28277

Cincinnati Team Hotel

Hilton Charlotte Center City
 222 E 3rd St.
 Charlotte, N.C. 28202
 (704) 377-1500

Media Headquarters

Charlotte Marriott City Center
 100 West Trade Street
 Charlotte, N.C. 28202
 (704) 333-9000

Cincinnati Sports Communications Staff

University of Cincinnati Sports Communication staff members in attendance at the 2013 Belk Bowl will include Assistant Athletic Director Mike Eubanks, Senior Director Cory Hall and Senior Associate Athletic Director Desiree Reed-Francois. A communications staff member will be in attendance at practice each day and at media functions.

Bowl Central

www.GoBEARCATS.com/bowl

FLICK

77

The UC football team will wear the decal pictured to the left on its helmets for the remainder of the 2013 season in memory of freshman OL Ben Flick, who died tragically in a car accident on Sept. 21, 2013 along with his best friend, Sean VanDyne. In addition, freshmen WR Mark Barr and Javon Harrison were injured. Barr is out of the hospital after eight weeks and continuing rehab.

CINCINNATI QUICK FACTS

Location: Cincinnati, Ohio**Founded:** 1819**Nickname:** Bearcats**Colors:** Red & Black**Conference:** American Athletic**Enrollment:** 42,656**Stadium:** Nippert Stadium (35,000)**President:** Dr. Santa Jeremy Ono, PhD**Director of Athletics:** Whit Babcock**Football SID:** Ryan Koslen (513-497-3132/Ryan.Koslen@uc.edu)**Website:** GoBEARCATS.com

FOOTBALL INFORMATION

Offensive Formation: Multiple**Defensive Formations:** Multiple**Overall Record:** 9-3**Conference Record:** 6-2 (3rd/American)**Ranking (AP/Coaches/BCS):** RV/RV/NA

COACHING STAFF

Name (Alma Mater, Year)	Title
Tommy Tuberville (Southern Arkansas '76)	Head Coach
Robert Prunty (Alabama A&M '88)	Associate Head Coach/DE
Eddie Gran (Cal Lutheran '87)	Offensive Coordinator/RB
Art Kaufman (Arkansas-Monticello '80)	Defensive Coordinator/LB
Tyson Helton (Houston '99)	Special Teams Coordinator/TE
Darin Hinshaw (UCF '93)	Passing Game Coordinator/QB
Steven Clinkscale (Ashland '00)	Defensive Backs
Darren Hiller (West Texas A&M '94)	Offensive Line
Blake Rolan (Louisville '05)	Wide Receivers
Fred Tate (Southern Miss '97)	Defensive Tackles

SCHEDULE & RESULTS

Date	Opponent	Score
08/31	PURDUE	W, 42-7
09/07	at Illinois	L, 45-17
09/14	NORTHWESTERN STATE	W, 66-9
09/21	at Miami (Ohio)	W, 14-0
10/05	at USF *	L, 26-20
10/11	TEMPLE *	W, 38-20
10/19	CONNECTICUT *	W, 41-16
10/30	at Memphis *	W, 34-21
11/09	SMU *	W, 28-25
11/16	at Rutgers *	W, 52-17
11/23	at Houston *	W, 24-17
12/05	No. 15/16 LOUISVILLE *	L, 31-24 (OT)

STATISTICAL LEADERS

RUSHING	GP	ATT	GAIN	LOSS	NET	AVG	TD	LONG	AVG/G
Hosey Williams	11	105	623	14	609	5.8	4	77	55.4
Ralph David Abernathy IV	12	119	485	34	451	3.8	4	27	37.6

PASSING	G	EFFIC	CMP-ATT-INT	PCT	YDS	TD	LNG	AVG/G
Brendon Kay	12	155.49	247-360-11	68.6	3121	22	66	260.1

RECEIVING	G	NO.	YDS	AVG	TD	LONG	AVG/G
Shaquon Washam	12	75	747	10.0	1	43	62.2
Anthony McClung	11	68	908	13.4	5	46	82.5

NORTH CAROLINA QUICK FACTS

Location: Chapel Hill, N.C.**Founded:** 1789**Nickname:** Tar Heels**Colors:** Carolina Blue & White**Conference:** Atlantic Coast**Enrollment:** 18,503**Stadium:** Kenan Stadium (63,000)**Chancellor:** Carol Folt**Director of Athletics:** Bubba Cunningham**Football SID:** Kevin Best (919-962-8916/kbest@unc.edu)**Website:** GoHeels.com

FOOTBALL INFORMATION

Offensive Formation: Spread**Defensive Formations:** 4-2-5**Overall Record:** 6-6**Conference Record:** 4-4 (5th/Atlantic Coast Coastal)**Ranking (AP/Coaches/BCS):** NA/NA/NA

COACHING STAFF

Name (Alma Mater, Year)	Title
Larry Fedora (Austin College '85)	Head Coach
Blake Anderson (Sam Houston St. '92)	Offensive Coordinator, Quarterbacks
Walt Bell (Middle Tennessee State '80)	Recruiting Coordinator/Tight Ends
Gunter Brewer (Wake Forest '87)	Passing Game Coordinator/Wide Receivers
Dan Disch (Florida State '86)	Defensive Coordinator/Cornerbacks
Keith Gilmore (Wayne State '85)	Defensive Line
Randy Jordan (North Carolina '93)	Special Teams Coordinator/Running Backs
Chris Kapilovic (Missouri State '92)	Running Game Coordinator/Offensive Line
Vic Koenning (Kansas State '83)	Associate Head Coach, Defense/Safeties
Ron West (Clemson '79)	Co-Defensive Coordinator/Linebackers

SCHEDULE & RESULTS

Date	Opponent	Score
08/29	at South Carolina	L, 27-10
09/07	MIDDLE TENNESSEE	W, 40-20
09/21	at Georgia Tech *	L, 28-20
09/28	EAST CAROLINA	L, 55-31
10/05	at Virginia Tech *	L, 27-17
10/17	MIAMI (FLA.) *	L, 27-23
10/26	BOSTON COLLEGE *	W, 34-10
11/02	at NC State *	W, 27-19
11/09	VIRGINIA *	W, 45-14
11/16	at Pittsburgh *	W, 34-27
11/23	OLD DOMINION	W, 80-20
11/30	DUKE *	L, 27-25

STATISTICAL LEADERS

RUSHING	GP	ATT	GAIN	LOSS	NET	AVG	TD	LONG	AVG/G
Marquise Williams	11	102	531	41	490	4.8	6	28	44.5
T.J. Logan	8	78	468	12	456	5.8	4	63	57.0

PASSING	G	EFFIC	CMP-ATT-INT	PCT	YDS	TD	LNG	AVG/G
Marquise Williams	11	146.4	107-184-6	58.2	1527	14	79	138.8

RECEIVING	G	NO.	YDS	AVG	TD	LONG	AVG/G
Eric Ebron	12	55	895	16.3	3	79	74.6
Quinshad Davis	12	47	724	15.4	10	59	60.3

YEAR IN REVIEW

DECEMBER

8 UC announces Tommy Tuberville, a 17-year head coaching veteran, as its 41st head football coach. Tuberville, widely regarded as one of the top coaches and recruiters in the collegiate game, comes to Cincinnati after three seasons at Texas Tech. Tuberville said, "I'm proud to be a Bearcat! You can do a lot of things with emotion and energy, and we got it here."



18 UC president Dr. Santa Ono and director of athletics Whit Babcock jointly announced a proposed plan to renovate Nippert Stadium. The renovation would focus on the west side of the stadium, adding suites, club seats and loge boxes within a new press box structure. The west concourse will also be renovated, including concession stands and restrooms. "All of our expansion at this time will be in the form of premium seating," Babcock said. "This project will also include improving the fan experience on the concourse level. This will entail opening up some concourses and improving our point of sale, traffic flows, restrooms, concessions and making Nippert a little more fan friendly than when it was built in 1924." A construction timetable has not been set yet and will depend on donations and support. It is estimated that the project would take 12-18 months to complete once started.

13 Tommy Tuberville announces that Eddie Gran will be the Bearcats offensive coordinator. Gran is wrapping up his 26th season of collegiate coaching and his third season at Florida State, where he serves as associate head coach, tutoring the running backs and coordinating special teams. "I'm pleased and excited Eddie has agreed to join us here in Cincinnati," Tuberville said. "We have a lot of history together and have won a lot of football games at Auburn and Mississippi. He's proven himself to be a great coach and outstanding recruiter. He knows this area well from his previous coaching stop here so it was a natural fit."



17 Bearcats' quarterback Brandon Kay was granted a sixth year of eligibility after the NCAA approved his request for an extension of eligibility waiver. Kay, who suffered multiple injuries during his first four seasons at Cincinnati, missed participation opportunities in both 2008 and 2011.

27 Things looked bleak for Cincinnati when Duke jumped out to a 16-0 lead in the 2012 Belk Bowl, but the Bearcats clawed their way back in the second quarter to make it a game. UC answered by rattling off 27 straight points with a pair of field goals from Tony Miliano and scores from Anthony McClung, Ralph David Abernathy IV and George Winn. With just over a minute remaining and the game knotted at 35, Brendon Kay connected with senior, tight end Travis Kelce for an 83-yard touchdown pass to give the Bearcats a one-score lead over the Blue Devils. On Duke's ensuing drive, sophomore linebacker Nick Temple solidified Cincinnati's second consecutive bowl victory with a 55-yard pick-six. Kay was named the Belk Bowl MVP after rushing for 76 yards and throwing for 332 yards and four touchdowns, which set a new Belk Bowl record. UC played the bowl game without former head coach Butch Jones and both coordinators.



JANUARY



7 Cincinnati offensive lineman Parker Ehinger was named to the 12th annual FWA Freshman All-America Team by the Football Writers Association of America. Ehinger saw action in all 13 games for UC, starting 12. He helped an offensive line unit that paved the way for a 1,000-yard rusher for the third-straight year while surrendering only 15 sacks, a mark that ranks in the Top-20 in the NCAA FBS in 2012. UC's 5.3 yards per rush average lead the league and ranks No. 14 nationally.

9 The University of Cincinnati football team, on the strength of a win over Duke in the Belk Bowl, closed out the 2012 season with a final ranking of No. 22 in the USA Today Coaches Poll. The Bearcats (10-3) also received votes in the Associated Press Top-25, three spots from the final Top-25. UC has been ranked to end the season in four of the past five years. The Bearcats closed out its sixth 10-win season in 125 years of football. It is one of only four NCAA FBS AQ programs to have won 10 games in five of the past six seasons, joining Alabama, Oklahoma and Oregon as teams who have achieved the mark. UC will enter a new era in 2013, with head coach Tommy Tuberville taking the reins of the program. Tuberville, a 17-year head coaching veteran, was named UC's head coach in mid-December.




FEBRUARY

6 UC added 22 student-athletes to its roster, including five who enrolled in January 2013 and will participate in spring football. "Our coaches did an outstanding job of catching up," said Tommy Tuberville said. "We are bringing guys in who can help the team win. I don't want to give offers and scholarships out just to give them out. We have immediate needs at starters and backups so there is no better way than doing that than bringing in some junior college players. The players we have signed will be able to help the team in the near future and we are looking forward to getting started this spring."

15 Thirty-two Bearcats student-athletes earned spots on the 2012 BIG EAST Conference All-Academic Football Team, the league office announced Friday. The 32 Bearcats, most for any conference squad, were among 207 student-athletes league wide who achieved a cumulative GPA of 3.0 or above after completing a minimum of two semesters of academic work.

22 Four former UC student-athletes will take part in the NFL Combine from Feb. 23-26 at Lucas Oil Stadium in Indianapolis, Ind. The four attending are tight end Travis Kelce, defensive lineman Walter Stewart, wide receiver Kenbrell Thompkins and running back George Winn.



MARCH

1 The Bearcats opened up spring practice inside the bubble at the Sheakley Athletics Center. The two-hour workout was the first under the direction of head coach Tommy Tuberville. "Everybody out here has to have patience," Tuberville said. "Rome wasn't built in a day. All of you in here are learning a different language. Everybody has to get better. Let's make sure we improve every day."

APRIL

26 Former UC tight end Travis Kelce was selected by the Kansas City Chiefs in the 2013 NFL Draft with the first pick of the third round, the No. 61 choice overall. It is the seventh straight year a UC player has been selected in the NFL Draft. He's the first UC player to be taken by the Kansas City Chiefs since Derrick Ransom was selected in the sixth round in 1998.

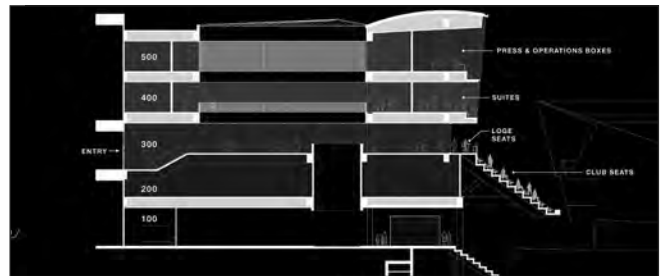
MAY

3 UC's sports communications office was one of 11 honored nationally by the Football Writers Association of America with the naming of the "Super 11" for excellence in sports information during the 2012 season. Along with the Bearcats, 10 other institutions, Baylor, Bowling Green, Georgia, Houston, Minnesota, Nebraska, Oregon State, Vanderbilt, Virginia and Wyoming, were honored.

JUNE

17 The installation of a state-of-the-art artificial surface inside Nippert Stadium is underway and will be completed in time for the 2013 University of Cincinnati football season. The stadium will feature UBU Sports' Speed Series S5-M synthetic turf system, the same product used at Paul Brown Stadium, the Mercedes Benz Superdome in New Orleans and the Metrodome in Minneapolis, Minn.

25 Proposed renovation and expansion plans for the University of Cincinnati's Nippert Stadium have been formally approved by the UC Board of Trustees. The expanded renovation focuses on both the east and west side of the stadium. On the west side, a new press box structure will be built, adding suites, scholarship club seats and patio suites/loge boxes. The west concourse will also be renovated, including concession stands and restrooms. Improvements on the east side include expanded and additional concession offerings and restroom facilities along with enhanced fan traffic flow, including the building of skywalks to connect the upper deck with the gameday brick plaza on O'Varsity Way. Construction on both the west and east sides of the stadium is due to begin in December 2013 and is scheduled for completion in August 2015.



JULY

11 UC has four players named to numerous award watch lists for the 2013 season. Senior linebacker Greg Blair was named to the preseason watch list for the Bronko Nagurski Trophy and the Bednarik Award. Both awards go to the defensive player of the year but are assigned by different organizations. Both Austen Bujnoch and Eric Lefeld appeared on the watch list for the Outland Trophy, which goes to the best interior lineman in college football. Kicker Tony Miliano was one of 30 student-athletes named to the Lou Groza Award.



30 The Bearcats totaled 257 votes, including a pair of first-place nods, earning the second spot in the first American Athletic Conference preseason media poll. Louisville earned the top spot in the poll with 28 of the 30 first-place votes and 298 points overall. Following UC in second position was Rutgers (240), UCF (210), USF (155), Houston (134), UConn (131), SMU (118), Temple (60) and Memphis (47). The Bearcats rolled to a 10-3 campaign in 2012 and has won or shared four of the last five conference championships.

YEAR IN REVIEW

AUGUST

6 First year head coach Tommy Tuberville and his staff welcomed back the Bearcats to campus as the UC football team reported for the start of preseason workouts. The Bearcats had 31 newcomers, including four FBS transfers and five former junior college players. "We know that we have many things to put together before our first game, but you have to start somewhere," Tuberville said. "So we will start with the basics the first three or four days and then we will start adding on as we go. We need to get everyone in the right position and then build from there."

12 Director of Athletics Whit Babcock announced the Bearcats football team will play its 2014 home games at Paul Brown Stadium in downtown Cincinnati. "We're very thankful to the Bengals and the County for being great neighbors and working with us," Babcock said. "I was impressed with the game day atmosphere we were able to create at PBS in 2011 and the stadium is a first-class facility. While we will have some logistical issues to deal with in moving an entire season of games to Paul Brown, I know our staff has a great working relationship with the Bengals and I am confident the environment will be the next best thing to Nippert Stadium."

14 UC added transfer wide receiver Mekale McKay to its 2013 roster. The 6-foot-6 wideout comes the Cincinnati after reeling in 21 catches for 217 yards and a pair of touchdowns during his freshman season at Arkansas. "We are glad to welcome Mekale to the Bearcats family," Tuberville said. "He's very talented and has shown the ability to be a downfield threat. Looking at him on film, he's a heck of an athlete and will make our receiving corps better."



31 The largest crowd in the 98-year history of Nippert Stadium came to see the debut of Tommy Tuberville and left happy as the Bearcats rolled to a 42-7 victory over Purdue behind some big plays and an outstanding defense. UC (1-0) allowed just 226 yards and forced four turnovers in the win. The Bearcats racked up 425 yards on the Boilermakers (0-1), using a well-balanced attack with 221 rushing yards and 204 passing yards. The defense helped enable the offense, as UC's average starting field position was the Bearcat 44-yard line. After a preseason of competition, senior Munchie Legaux earned the starting nod and passed for 145 yards and a touchdown while rushing for 55 yards and a score to lead the Bearcats. UC used a 1-2 punch of running backs in Ralph David Abernathy IV and Hosey Williams. Williams ran for 70 yards and a touchdown while Abernathy posted 52 rushing yards and a score. The UC defense posted its best performance since 2009, allowing just 226 yards in the game. The 65 rushing yards given up also marked the lowest total since last season's game versus Connecticut.

SEPTEMBER

7 The Bearcats dropped their first game of the year in a 45-17 defeat at Illinois, but the more notable loss came at quarterback as senior Munchie Legaux suffered a serious knee injury in the fourth quarter. Illinois grabbed a 21-0 lead in the second quarter before UC made it 21-7 at half. Cincinnati clawed back early in the third quarter, but a pair of reversal calls that favored the Illini halted their momentum. Another surge came in the fourth quarter, but Legaux's injury deflated the Bearcats.



14 Brendon Kay was sharp in his return as Cincinnati's starting quarterback on Saturday night, matching his career high with four touchdown passes in a 66-9 victory over Northwestern State. Kay finished 12 of 14 for 277 yards with four touchdowns, matching his total from the 2012 Belk Bowl. UC started slow on the offensive side of the ball by going three-and-out in their first series, but after that possession, the Bearcats scored a touchdown on their next five drives, which gave them a 35-9 lead at halftime.



21 Behind a stifling defense that allowed just 87-total yards, the University of Cincinnati shutout Miami, 14-0, and claimed its eighth-straight win in the rivalry. The Bearcats (3-1) put together a 16-play drive late in the fourth quarter to break the scoreless tie as Hosey Williams punched in a one-yard touchdown run with 4:55 remaining. Defensive back Deven Drane got UC the ball back on the ensuing Red-Hawks (0-3) drive with an interception, and he returned it 38 yards to setup another Cincinnati touchdown. Shaq Washington reeled in a career high 11 catches.

17 UC quarterback/fullback Jordan Luallen was one of 22 players named to the prestigious 2013 Allstate American Football Coaches Association Good Works Team®. The annual Allstate AFCA Good Works Team® recognizes the "good works" of a select group of college football players from across the country and is one of the most prestigious off-the-field honors in college sports. The award pays tribute to the positive impact these young athletes have had on their communities and the lives of others.



FLICK
77

22 UC student-athlete Ben Flick died and Mark Barr and Javon Harrison were injured in a single-vehicle accident in Hanover Township. Flick was pronounced dead at the scene. He was 19 years old.

OCTOBER

5 Cincinnati suffered a heart-breaking 26-20 loss to USF. The Bearcats didn't allow the Bulls' offense to score a touchdown, but four USF field goals, a special teams touchdown and a fumble recovery for a score was enough to defeat UC in their first game back since teammate Ben Flick's death. UC attempted to rally in the fourth quarter with a pair of touchdowns but ran out of time to pull off the comeback.

12 On a short week, the Bearcats improved to 4-2 on the year and 1-1 in league play behind an impressive performance from quarterback Brendon Kay. The senior was 31-37 passing for 270 yards and a pair of touchdowns. He also rushed for 18 yards and a score. Tuberville's desire for a fast start was fulfilled immediately. The defense forced a three-and-out to open the game before the offense took its turn with a 10-play, 79-yard drive that culminated in a 24-yard run by Green. Green reached the endzone one more time before half-time to make the score 28-20, and he finished with 91 yards on the night. The Bearcats opened the second half with another score and never looked back.



14 Brendon Kay was named American Athletic Conference Offensive Player of the Week for his efforts in UC's 38-20 win over Temple. Kay completed 31 of 37 passes (a conference-record 83.7 percent) for 270 yards and two touchdowns along with one rushing touchdown. Kay also punted twice for a 53.5 yards per punt average with both landing inside the 10 yard line.



19 Brendon Kay threw for 300 yards and four touchdowns as the Bearcats downed the Connecticut 41-16 on Homecoming weekend. Kay completed 17 of 24 throws on the day, going for a season-high 300 yards and four touchdowns. Senior Jordan Luallen headed up the ground game with 12 carries for 51 yards while adding 64 passing yards and a score. Defensively, UC stifled UConn by picking off three passes and surrendering just one offensive touchdown. Senior Arryn Chenault led the charge on defense with nine tackles, five of which were solo. The Bearcats snatched a 27-3 lead just before halftime on a Max Morrison 32-yard touchdown reception before coasting to a 41-16 triumph.

31 Cincinnati became bowl eligible for the seventh time in eight seasons by beating Memphis 34-21.

Brendon Kay threw for 321 yards and a touchdown while the Bearcats' defense held the Tigers to just 232 yards of total offense. UC's offense had missed opportunities in the first three quarters, but fixed the kinks in the fourth to separate themselves from Memphis. Tion Green rumbled into the endzone twice while Jordan Luallen and Ralph David Abernathy IV also had rushing touchdowns. Senior wideout Anthony McClung finished with 98 yards receiving and a touchdown, and sophomore receiver Shaq Washington had 11 catches for 96 yards. Freshman safety Zach Edwards had a career day for UC as he tallied 11 tackles and recovered a fumble that was stripped by junior linebacker Jeff Luc.

NOVEMBER

4 True freshman defensive back Zach Edwards was named American Athletic Conference Defensive Player of the Week for his efforts in the win over Memphis. Edwards helped Cincinnati improve to 3-1 in the American Athletic Conference as he led a Bearcats defense that limited Memphis to 232 yards of offense in a 34-21. Edwards had a game- and career-high 11 tackles, including one tackle for loss, and had a fumble recovery that led to a Cincinnati touchdown on the following play.

9 UC held off a fourth-quarter rally by SMU taking a 28-25 victory over the Mustangs to win its fourth straight game. Cincinnati used a surgical passing attack to accumulate 299 yards in the air, contributing to 462 yards of total offense. Quarterback Brendon Kay was 27-32, throwing for two touchdowns. Six different Bearcats caught passes, with Anthony McClung leading the way with eight for 97 yards. Shaq Washington also had eight for 51 yards, while Chris Moore had five grabs for 37 yards and a score. The Bearcats' rush defense was stout, holding SMU to just 48 yards.

16 The Bearcats used trickery to rout Rutgers 52-17 for its fifth straight victory. Tuberville opened the play book right from the start as he called a reverse pass, a reverse pass back to the quarterback, an onside kick and a fake punt. With each play working to perfection, UC ran away from the Scarlet Knights in the first quarter 24-7 and never looked back. Brendon Kay threw for a career-best 408 yards and four touchdowns, UC had three receivers surpass 100 yards with Mekale McKay leading the way with 124 yards and three touchdowns.



19 Director of Athletics Whit Babcock announced UC will play a home-and-home series against Miami (Fla.). The Bearcats will travel to Sun Life Stadium in Miami Gardens, Fla. on Oct. 11, 2014 with the Hurricanes returning the trip to a newly renovated Nippert Stadium on Oct. 3, 2015. "We're obviously thrilled with the matchup," Babcock said. "It should help both schools from a strength-of-schedule standpoint as the new playoff structure begins next season."

23 On a sloppy BBVA Compass Stadium field, the Bearcats held off Houston 24-17 and extended their winning streak to six games. Brendon Kay threw for 386 yards and two touchdowns and ran for another. Chris Moore reeled in both touchdown receptions while Shaq Washington tallied a team-high 137 receiving yards. UC held a 24-7 lead midway through the third quarter, but the Cougars battled back to make it 24-17 entering the fourth quarter. Silverberry Mouhon had a huge day for Cincinnati as he tallied six tackles, two sacks and forced a fumble.



YEAR IN REVIEW

DECEMBER

5 The Keg of Nails rivalry game lived up to the hype, but the back-and-forth affair resulted in a heartbreaking, overtime loss for Cincinnati. The Bearcats dropped a 31-24 decision to Louisville to cap the regular season at historic Nippert Stadium. Brendon Kay became the fourth QB in school history to pass for 3,000 yards in a season, while also rushing for two touchdowns in the effort. He finished the day 22-for-40 passing for 304 yards, but threw two interceptions. Kay hit Anthony McClung (Indianapolis, Ind./Pike) and Chris Moore (Tampa, Fla./Thomas Jefferson) seven times each for 97 and 92 yards. UC carried a 21-17 lead late into the fourth quarter, but Louisville charged down the field to take a three-point lead. Junior kicker Tony Miliano forced overtime as regulation expired with a 26-yard field goal. The Cardinals opened overtime with the ball and scored on a three-yard run, and UC was unable to get the offense started and turned the ball over on downs.



6 The Bearcats accepted a bid to play in the Belk Bowl on Dec. 28, 2013 at Bank of America Stadium in Charlotte, N.C. Cincinnati will face North Carolina from the Atlantic Coast Conference. "We are so pleased to be going to Charlotte to play in the 2013 Belk Bowl," football head coach Tommy Tuberville said. "The opportunity to play another game is huge for our team, our fans and for recruiting. It's exciting and a tribute to our great fans that the Belk Bowl has selected UC two years in a row and I look forward to seeing Bearcats Nation in Charlotte on December 28."



11 Nine University of Cincinnati football student-athletes were named All-American Athletic Conference for the 2013 season. Sophomore OT Eric Lefeld, TE Blake Annen, RB/RS Ralph David Abernathy IV and DL Jordan Stepp were named to the first team while WR Anthony McClung, DL Silverberry Mouhon, LB Greg Blair and CB Deven Drane and OG Sam Longo were second-team honorees. Lefeld, who is the only unanimous all-conference pick this year, and Blair were both first-team honorees in 2012 and are the only UC players to be repeat as all-conference recipients.



SERIES BUSINESS

NORTH CAROLINA

Series Record.....	North Carolina Leads 2-0
At Cincinnati.....	—
At Louisville.....	North Carolina leads 2-0
At Neutral Sites.....	—
Most UC points.....	16 (UNC 51-16, 1991)
Most UNC points.....	51 (UNC 51-16, 1991)
Combined points.....	67 (UNC 51-16, 1991)
Biggest UC win.....	—
Biggest UNC win.....	35 (51-16, 1991)
Current streak.....	North Carolina - 2

Game-by-Game Breakdown

Year	Site	Score	Winner
1979	Chapel Hill, N.C.	25-14	UNC
1991	Chapel Hill, N.C.	51-16	UNC

2013 POSTSEASON AWARDS

TEAM AWARDS

C-Club Strothman Award	Eric Lefeld
Glen Sample Community Service Award	Brandon Mitchell
Newcomer of the Year	Zach Edwards
Special Teams Player of the Year	Corey Mason
Most Valuable Receiver	Anthony McClung
Most Valuable Linebacker	Greg Blair

Scout Team Players of the Year

Offense	Tyreek Burwell
Defense	Mark Wilson

Jim Kelly Spirit Award

Offense	Jordan Luallen
Defense	Adrian Witty

Brig Owens Outstanding Back

Offense	Ralph David Abernathy IV
Defense	Deven Drane

John Pease Outstanding Lineman

Offense	Austen Bujnoch
Defense	Jordan Stepp/Silverberry Mouhon

Claude Rost Most Valuable Player

Defense	Greg Blair
Offense	Brendon Kay

ALL-AMERICAN ATHLETIC CONFERENCE

Eric Lefeld (OT)	First Team
Blake Annen (TE)	First Team
Ralph David Abernathy IV (RS)	First Team
Jordan Stepp (DL)	First Team
Sam Longo (OG)	Second Team
Anthony McClung (WR)	Second Team
Silverberry Mouhon (DL)	Second Team
Greg Blair (LB)	Second Team
Deven Drane (CB)	Second Team

FORBES MAGAZINE RECOGNIZES UC FOOTBALL

- » Forbes Magazine recently named UC college football's most cost efficient team. UC's three-year average football expenses of \$40.2 million break down to a cost of 1,463,280 per win. Over the past three seasons, only 12 teams have won more games and only four schools spent less than UC.



CONSTRUCTION COMING SOON

- » Nippert Stadium will undergo an \$86-million renovation and expansion starting in December of 2013. The 98-year old facility will feature a new five-story west side pavilion with suites and patio and club seats as well as concourse, restroom and concession enhancements on both the west and east sides. The capacity will increase to 40,000. UC will play off site in 2014 at Paul Brown Stadium downtown and return to Nippert in 2015, the 100th anniversary of original construction on the stadium.

SETTING THE SCENE

- » The University of Cincinnati football team is playing its 126th season in 2013. The Bearcats' program dates to 1885 and is one of the 10 oldest in major college football.
- » UC has won four of the past five BIG EAST Championships and has played in a bowl game in six of the past seven seasons and two straight years.
- » UC is playing in the American Athletic Conference in 2013.
- » The Bearcats have won 66 games since 2007, the most among the current American Athletic Conference teams.
- » The Bearcats are 29-9 over the past three seasons with two BIG EAST titles and a win over SEC foe Vanderbilt in the 2011 AutoZone Liberty Bowl and a 2012 Belk Bowl victory over ACC opponent Duke.

TRAGEDY STRIKES FOOTBALL FAMILY

- » OL Ben Flick died and WRs Mark Barr and Javon Harrison were injured in a single-car accident in Hanover Twp. on Sept. 21, 2013.
- » Flick, 19, was pronounced dead at the scene.
- » The crash occurred around 10:30 p.m. on Stahlheber Road near Morman Road in Butler County.
- » Barr and Harrison were transported to UC Medical Center via helicopter along with the driver of the vehicle, Sean VanDyne, Flick's best friend, who died from his injuries Monday.
- » Barr was released from UCMC on Oct. 18, spent two weeks at a local rehab facility and is continuing rehab with the UC sports medicine staff. Harrison was treated and released.
- » The three student-athletes, all true freshmen, had attended the Bearcats' 14-0 win over rival Miami (Ohio) in Yager Stadium earlier Saturday, but due to redshirting this season, did not dress or travel with the team.
- » The Bearcats will wear a decal with Flick's name and No. 77 on their helmets for the rest of the 2013 season.

UC-UNC TIES

- » UC Head Coach Tommy Tuberville is 0-1 all-time versus North Carolina, dropping the 2001 Peach Bowl 16-10 to the Tar Heels while the head coach at Auburn.
- » Tuberville and UNC Head Coach Larry Fedora have been on opposite sidelines once before as head coaches. On Sept. 6, 2008, Tuberville's Auburn Tigers knocked off Fedora's Southern Miss Golden Eagles by a 27-13 margin in Auburn.
- » In the 2007 Chick-fil-A Bowl, Tuberville and UC offensive coordinator were on the Auburn sidelines and UNC's Vic Koenning and Ron West were on the Clemson sidelines with Auburn earning a 23-20 overtime win.
- » Fedora and UC passing game coordinator/QB Darin Hinshaw were on the Middle Tennessee staff in 2001.
- » Hinshaw and UNC offensive coordinator Blake Anderson were on the MTSU staff together from 2002-04.
- » UNC tight ends coach Walt Bell played for Anderson (03-04) and Hinshaw (03-05) from 2003-05 at MTSU.
- » UC defensive coordinator Art Kaufman was at North Carolina from 2009-11, coaching the linebackers all three seasons and serving as defensive coordinator in 2011.
- » UNC defensive line coach Keith Gilmore held the same position at UC from 2007-08, helping lead the Bearcats to the 2007 International, 2008 PapaJohns.com and 2009 Orange Bowls.
- » UC defensive graduate assistant Luke Goodwin is a UNC graduate.
- » UC DE Terrell Hartsfield (Raleigh) is the only North Carolina native on the Bearcats roster.
- » UNC QB Mitch Trubisky (Mentor) is the lone Ohio native on the Tar Heels roster.

TEAM STATISTICAL COMPARISON

CINCINNATI (9-3)

Team Statistics	UC	OPP
Points/Game	33.3	19.5
First Downs	295	207
Rushing/Game	168.5	98.7
Passing/Game	313.8	214.5
Total Offense/Game	482.3	313.2
Fumbles-Lost	18-10	17-7
Pen./Yds per Game	77/59.8	78/54.4
Time of Possession	31:40	28:20

INDIVIDUAL LEADERS

RUSHING	Att	Net	Avg	TD	YPG
Williams	105	609	5.8	4	55.4
Abernathy	119	451	3.8	4	37.6

PASSING	C-A-I	Pct.	TD	YPG
Kay	247-360-11	.686	22	260.1

RECEIVING	Rec	Yds	Avg	TD	YPG
Washington	75	747	10.0	1	62.2
McClung	68	908	13.4	5	82.5

DEFENSE	U-A-TT	TFL	Int.	PBU
Blair	42-54-96	6.5	0	3
Temple	38-35-73	13.5	1	1

NORTH CAROLINA (6-6)

Team Statistics	UNC	OPP
Points/Game	32.2	25.1
First Downs	256	258
Rushing/Game	146.2	183.7
Passing/Game	286.2	224.0
Total Offense/Game	432.4	407.7
Fumbles-Lost	15-6	18-6
Pen./Yds per Game	92/67.2	66/43.2
Time of Possession	27:12	32:48

INDIVIDUAL LEADERS

RUSHING	Att	Net	Avg	TD	YPG
Williams	102	490	4.8	6	44.5
Logan	78	456	5.8	4	57.0

PASSING	C-A-I	Pct.	TD	YPG
Williams	107-184-6	.582	14	138.8

RECEIVING	Rec	Yds	Avg	TD	YPG
Ebron	55	895	16.3	3	74.6
Davis	47	724	15.4	10	60.3

DEFENSE	U-A-TT	TFL	Int.	PBU
Boston	45-40-85	4.5	4	8
Schoettmer	45-39-84	4.5	0	3

NCAA TEAM RANKINGS

Category	UC	UNC
Total Offense	20	44
Rushing Offense	68	85
Passing Offense	15	23
Team Passing Efficiency	15	30
Scoring Offense	38	47
Total Defense	9	69
Rushing Defense	5	83
Passing Yards Allowed	t-33	52
Team Passing Effic. Def.	28	49
Scoring Defense	12	50
Turnover Margin	t-97	t-54
3rd Down Conversion Pct	t-12	57
4th Down Conversion Pct	69	t-10
3rd Down Conversion Pct Def.	13	77
4th Down Conversion Pct Def.	t-68	9
Red Zone Offense	t-107	24
Red Zone Defense	18	t-98
Net Punting	108	13
Punt Returns	94	1
Kickoff Returns	49	31
First Downs Offense	t-23	t-63
First Downs Defense	t-9	t-72
Fewest Penalties Per Game	103	t-115
Time of Possession	31	115

NOTEBOOK

MILESTONE WATCH

TEAM OFFENSE

Points: Currently sit outside Top 5 with 400 (5th/409)
Touchdowns: Currently tied for 3rd with 55 (2nd/63)
Rushing TDs: Currently outside Top 5 with 26 (5th/27)
Passing Attempts: Currently outside Top 5 with 433 (5th/445)
Passing Completions: Currently 2nd with 295 (1st/311)
Passing Yards: Currently 2nd with 3766 (1st/4014)
Passing TDs: Currently 3rd with 28 (2nd/36)
Offensive Plays: Currently 5th with 913 (4th/927)
Yards Total Offense: Currently 2nd with 5788 (1st/5817)
First Downs: Top in school history with 295

TEAM DEFENSE

Fewest Rushing Attempts: Currently 6th with 377 (7th/391)
Fewest Rushing Yards: Currently tied 5th with 1184 (6th/1208)

INDIVIDUAL OFFENSE

Receptions

1.	87	Mardy Gilyard.....	2009
2.	84	Dominick Goodman.....	2008
3.	81	Mardy Gilyard.....	2008
4.	80	Tom Rossley.....	1968
5.	75	Armon Binns.....	2010
	75	Shaq Washington.....	2013

Receiving Yards

1.	1,276	Mardy Gilyard.....	2008
2.	1,191	Mardy Gilyard.....	2009
3.	1,114	Jon Olinger.....	2002
4.	1,107	Jim O'Brien.....	1968
5.	1,101	Armon Binns.....	2010
6.	1,072	Tom Rossley.....	1968
7.	1,028	Dominick Goodman.....	2008
	1,028	Hannibal Thomas.....	2004
9.	908	Anthony McClung.....	2013

Touchdown Receptions

1.	13	Marcus Barnett.....	2007
2.	12	Jim O'Brien.....	1968
3.	11	Armon Binns.....	2009
	11	Mardy Gilyard.....	2009
	11	Mardy Gilyard.....	2008
6.	10	Armon Binns.....	2010
7.	9	Chris Moore.....	2013
	9	Hannibal Thomas.....	2004
	9	Jim Kelly.....	1950

SCOUTING NORTH CAROLINA

- » UNC recovered from a 1-5 start this season and rattled off five straight wins to earn bowl eligibility. In a pair of conference losses against ranked teams, No. 10 Miami (Fla.) and No. 24 Duke, the Tar Heels fell by a combined six points.
- » QB Marquise Williams directs the offensive attack. He leads the team in rushing, averaging 4.8 yards per carry with six TDs while finishing 107-of-184 for 1,527 yards, six interceptions and 14 TDs.
- » TE Eric Ebron has 55 receptions for an ACC single-season record 895 yards and three TDs.

» BY THE NUMBERS

25

- » The Bearcats finished the Louisville game with 428 yards of offense, the 25th-straight game with 340 or more yards of total offense.

Passing Attempts

1.	472	Gino Guidugli.....	2002
2.	425	Gino Guidugli.....	2003
3.	411	Greg Cook.....	1968
4.	386	Ben Mauk.....	2007
5.	383	Zach Collaros.....	2010
6.	379	Deontey Kenner.....	1999
7.	369	Danny McCain.....	1986
8.	360	Brendon Kay.....	2013

Passing Completions

1.	258	Gino Guidugli.....	2002
2.	247	Brendon Kay.....	2013

Passing Yards

1.	3,543	Gino Guidugli.....	2002
2.	3,272	Greg Cook.....	1968
3.	3,121	Brendon Kay.....	2013
	3,121	Ben Mauk.....	2007

Passing Completion Percentage (Min. 100 Att.)

1.	.750	Zach Collaros.....	2009
2.	.686	Brendon Kay.....	2013

Passing Yards per Completion (Min. 50 Completions)

1.	18.74	Albert Johnson.....	1969
2.	16.22	Gene Rossi.....	1951
3.	15.59	Gene Rossi.....	1952
4.	15.42	Zach Collaros.....	2009
5.	15.07	Greg Cook.....	1967
6.	14.98	Mike Murphy.....	1954
7.	14.97	Tom O'Malley.....	1949
8.	14.94	Greg Cook.....	1968
9.	14.92	Brendon Kay.....	2012

Passing Efficiency (Min. 100 Attempts)

1.	195.53	Zach Collaros.....	2009
3.	163.07	Brendon Kay.....	2012
3.	155.50	Brendon Kay.....	2013

Passing Touchdowns

1.	31	Ben Mauk.....	2007
2.	29	Tony Pike.....	2009
3.	26	Zach Collaros.....	2010
	26	Gino Guidugli.....	2004
5.	25	Greg Cook.....	1968
6.	22	Brendon Kay.....	2013
	22	Gino Guidugli.....	2002

- » WR Quinshad Davis leads the Tar Heels with 10 TDs, catching 47 balls for 724 yards.
- » PR Ryan Switzer is No. 3 in the NCAA FBS, averaging 19.9 yards per punt return. He has taken four returns back for touchdowns and has totaled 21 returns for 419 yards.
- » The defense is led by Tre Boston and Jeff Schoettmer who have 85 and 84 tackles, respectively. Boston leads the team with four interceptions and 12 passes defended. Kareem Martin finished the regular season with a team high 20 tackles for a loss and 11 sacks. Norkeithus Otis had 6.5 sacks and 11 tackles for a loss.

.696

- » Over the last 29 quarters (fourth quarter at USF), QB Brendon Kay has completed 188 of 270 passes (.696) for 2,430 yards and 17 TDs.

BEARCATS IN THE NFL

UC has 18 former student-athletes listed as active NFL players and 24 former players and coaches on NFL coaching staffs.

PLAYERS

NAME (Yrs. @ UC)	TEAM
Connor Barwin (05-08)	Philadelphia
Armon Binns (07-10)	Miami (IR)
Brent Celek (03-06)	Philadelphia
Trent Cole (02-04)	Philadelphia
Dan Giordano (09-12)	Arizona (PUP)
Vidal Hazelton (10)	New York Jets (IR)
Sean Hooley (10-12)	St. Louis (PS)
Kevin Huber (07-08)	Cincinnati (IR)
John Hughes (08-11)	Cleveland
Jason Kelce (07-10)	Philadelphia
Travis Kelce (09, 11-12)	Kansas City (IR)
Jeff Linkenbach (06-09)	Indianapolis
Ricardo Mathews (06-09)	Indianapolis
Isaiah Pead (08-11)	St. Louis
Adrien Robinson (08-11)	New York Giants
JK Schaffer (08-11)	Cincinnati
Kenbrell Thompkins (11-12)	New England
Mike Windt (07-09)	San Diego
Derek Wolfe (08-11)	Denver

NFL HEAD COACHES

NAME (@ UC; COACH/PLAYER)	TEAM
John Harbaugh (89-96; c)	Baltimore
Rex Ryan (96-97; c)	New York Jets
Mike Tomlin (99-00; c)	Pittsburgh

NFL ASSISTANTS

Blue Adams (98-02; p)	Miami
Paul F. Boudreau (98-99; c)	St. Louis
Rick Christophel (83; c)	Arizona
Kevin Coyle (78-79; c)	Miami
Bill Davis (85-88; p)	Philadelphia
Mark Duffner (77-80; c)	Jacksonville
Paul Dunn (94-95; c)	Atlanta
Jeff Fitzgerald (85; c)	Indianapolis
Sam Garnes (93-96; p)	Denver
Chris Hewitt (93-96; p)	Baltimore
Amos Jones (99-02; c)	Arizona
John Lovett (89-92, 13; c)	Philadelphia
Don Martindale (96-98; c)	Baltimore
Rick Minter (94-03; hc)	Philadelphia
Tracy Rocker (02; c)	Tennessee
Jerry Rosburg (92-95; c)	Pittsburgh
Bill Sheridan (89-91; c)	Tampa Bay
Mike Solari (81-82; c)	San Francisco
Craig Ver Steeg (90-93; c)	Baltimore
George Warhop (81-83; p & c)	Cleveland
Larry Zierlein (97-00; c)	Arizona

CANADIAN FOOTBALL LEAGUE

Zach Collaros (08-11)	Toronto
-----------------------	---------

30.8

- » WR Mekale McKay's has averaged 30.8 yards per reception on (13 rec./462 yds.) along with seven TDs. All seven scores have come on throws of 15 yards or more (40, 22, 15, 62, 24, 66, 34).

NIPPERT STADIUM



NIPPERT STADIUM

- » Entering its 112th season as a playing site, Carson Field at Nippert Stadium is the venerable home of the University of Cincinnati football team and provides the Bearcats with one of the best home-field environments in college football.
- » Construction began on the structure of Nippert Stadium 98 years ago in 1915 and was completed in 1924.
- » UC has used the Nippert site as a playing field since 1901, making it the second-oldest playing site in the nation for college football behind Penn's Franklin Field (1895).
- » Among NCAA FBS schools, Nippert is the third-oldest stadium still in use, behind Bobby Dodd Stadium (Georgia Tech - 1913), Davis Wade Stadium (Mississippi State - 1914) and ahead of Ole Miss' Vaught-Hemingway Stadium (1915) and Wisconsin's Camp Randall Stadium, which was built in 1917.
- » USA Today named Nippert as the best home-field venue in the former BIG EAST Conference and ESPN's Scott Van Pelt cited Nippert as a "one of the gems of college football".

STREAKING AT HOME IN NON-LEAGUE PLAY

- » UC has won 26 straight home non-conference games at Nippert Stadium, dating back to a 30-24 win over Temple in three overtimes on Sept. 20, 2003.

SELLOUTS AT NIPPERT

- » Nippert Stadium has enjoyed a total of 24 sellouts in its lengthy history, including four of six home games in 2009.
- » Eleven of the Top 12 crowds, including a stadium record of 36,007 against Purdue (2013), have occurred since 2007.
- » Since 2007, UC has set four attendance records and over 1-million fans have come through Nippert Stadium.

ATT.	DATE	OPPONENT	RESULT
36,007	8/31/13	Purdue	W, 42-7*
35,106	11/27/09	Illinois	W, 49-36*
35,105	11/13/09	West Virginia	W, 24-21*
35,100	11/07/09	Connecticut	W, 47-45*
35,099	10/24/09	Louisville	W, 41-10*
35,098	11/22/08	Pittsburgh	W, 28-21*
35,097	12/04/13	Louisville	L, 31-24 (OT)*
35,097	10/06/12	Miami (Ohio)	W, 52-14
35,097	11/17/07	West Virginia	L, 28-23*
35,097	10/13/07	Louisville	L, 28-24*
35,097	09/22/07	Marshall	W, 40-14*
35,097	09/02/01	Purdue	L, 19-14*

*-Sellouts

GOING STREAKING

- » UC had a 14-game Nippert Stadium winning streak snapped in 2010 against USF. The streak dated back to the 2008 season.
- » Spanning the 2008-09 seasons and the first two home games at Nippert in 2010 (UC played Oklahoma at Paul Brown Stadium), marked the first time in UC history the Bearcats went undefeated at home in back-to-back seasons.
- » The school-record streak of 15-straight wins was set during a span from Nov. 8, 1952-Nov. 13, 1954.

GOING BOWLING

- » With its win at Memphis, UC is bowl eligible for the seventh time in the last eight years.
- » UC has been to 14 bowl games in its 126-year history with an all-time record of 8-6.

THE BEARCATS ARE COMING ... BY BUS

- » The University of Cincinnati is taking more than a dozen buses of students to the Belk Bowl in Charlotte.
- » The \$30 price, subsidized by UC, includes a game ticket, bus trip and hotel room.

#BELKCATS

- » The Bearcats are making a repeat trip to the Belk Bowl, the third team in bowl history to do so in consecutive years.
- » Virginia did it in 2002 and 2003, earning wins over West Virginia and Pittsburgh.
- » North Carolina did it in 2008 and 2009, falling in both games to West Virginia and Pittsburgh, respectively.

RANDOM BOWL NUGGETS

- » Tommy Tuberville and Brian Kelly are the only two head coaches to win eight or more games in their first season heading the program at UC.
- » Kelly won 10 games in 2007 and Tuberville is going for his 10th win of the campaign in the Belk Bowl.
- » Sid Gillman and Mark Dantonio each won seven games in their first season at UC.
- » The 2013 Belk Bowl marks the first time the Bearcats head into a bowl game following a loss since 2004. That season, UC lost at UL to close the regular season and won the Fort Worth Bowl.

NINE EARN ALL-LEAGUE HONORS

- » Nine University of Cincinnati football student-athletes were named All-American Athletic Conference for the 2013 season.
- » OT Eric Lefeld, TE Blake Annen, RB/RS Ralph David Abernathy IV and DL Jordan Stepp were named to the first team while OG Sam Longo, WR Anthony McClung, DL Silverberry Mouhon, LB Greg Blair and CB Deven Drane were second-team honorees.
- » Lefeld, the only unanimous all-conference pick this year, and Blair were both first-team honorees in 2012 and are the only UC players to be repeat as all-conference recipients.

OLINE GETTING IT DONE

- » UC's offensive line unit allowed only 12 sacks during the regular season, leading the American and tied for 11th best in the NCAA FBS
- » The Bearcats averaged 4.2 yards per carry and 168.5 yards per game on the ground, leading the American Athletic Conference.
- » UC also led the league in total offense, averaging 482.3 yards per game.
- » The Bearcats are on pace to be the most prolific offense in

school history, totaling 5,788 yards and needing 30 yards of total offense in the Belk Bowl to surpass the previous record mark of 5,817 yards, set in 2009.

AGENT 11

- » QB Brendon Kay became only the fourth QB in UC history to throw for 3,000 or more yards in a season.
- » The sixth-year senior, who played hurt all year, finished with six 300-yard games in the regular season, going 247-of-360 for 3,121 yards and 22 TDs.
- » He added six rushing TDs and his .686 completion percentage is on pace to set the school single-season record.

ANNEN SETTING CAREER MARKS

- » TE Blake Annen, a first-team all-conference pick, aided the offensive line in the league's best running game but also added a threat in the passing game.
- » The senior reeled in 15 catches for 177 yards and two touchdowns, which are all career highs.

RDAIV A FIRST TEAMER

- » KR Ralph David Abernathy IV was one of the most feared returners in the league which resulted in many opponents kicking away from the speedy return specialist.
- » The junior returned a total of 16 kicks for an average of 21.94 yards.
- » He earned first-team all-conference honors.

BAM BAM ... BAM BAM

- » DT Jordan Stepp, who was named First-Team All-American Athletic Conference, was second on the team and tied for sixth in the American with six sacks.
- » He also finished fifth on the team in tackles with 43, eight of which were for a loss, and had one fumble recovery.
- » The senior tallied a career high nine tackles versus Louisville.

CATCHING UP

- » WR Anthony McClung led the Bearcats in receiving and was fifth in the conference with 908 yards on 68 receptions, including five touchdowns.
- » The second-team all-conference pick pulled in 6.2 receptions per game and tallied seven games of 90 or more receiving yards and missed the better part of four games due to a hamstring injury.

MARVELOUS MOUHON

- » DE Silverberry Mouhon tied for third in the American and finished Top-20 in the NCAA FBS with 9.5 sacks.
- » He recorded 37 total tackles while forcing two fumbles and seven quarterback hurries. The sophomore, a second-team all-league choice, garnered a sack in seven of UC's games.

LEADING

- » LB Greg Blair, a Second-Team All-American Athletic Conference choice, led UC in tackles and tied for ninth in the AAC with 96 tackles.

MOST PLAYED FBS RIVALRIES

GAMES	SERIES LEADER	OPPONENT	RIVALRY/TROPHY	W	L	T	FIRST	MOST RECENT
122	Minnesota	Wisconsin	Paul Bunyan's Axe	58	57	8	1890	2013
120	Missouri	Kansas	Border War	56	55	9	1891	2011
118	Texas	Texas A&M	Lone Star Showdown	76	37	5	1894	2011
117	North Carolina	Virginia	South's Oldest Rivalry	59	55	4	1892	2013
118	Miami (Ohio)	Cincinnati	Victory Bell	59	52	7	1888	2013
117	Nebraska	Kansas		91	23	3	1892	2010

NOTEBOOK

- » He accumulated 6.5 tackles for loss while adding five quarterback hurries, three pass breakups, one sack, a fumble recovery and a forced fumble.
- » The senior had nine games with five or more tackles and four double-digit tackle games, including 18 stops versus Louisville.

YOU GIVETH, DRANE TAKETH

- » CB Deven Drane intercepted a team-high three passes and defended a total of eight passes.
- » The second-team all-league honoree generated 24 tackles on the season and accumulated 85 return yards on his three picks for an average of 28.3.

NEWCOMERS ON THE WAY

- » UC signed three student-athletes, junior college QB Jarred Evans, prep school CB Linden Stephens and high school QB Hayden Moore during the December signing period.
- » Evans signed a National Letter of Intent while Moore and Stephens signed grant-in-aid forms.
- » All three will enroll in classes at UC in January and participate in winter workouts and spring football.
- » Evans spent the past two seasons at Santa Barbara CC, finishing 218-of-413 for 2,701 yards passing and 25 TDs while also rushing for nine scores. He was a 2012 Second-Team All-Pacific Conference selection. He will have two years of eligibility remaining.
- » Moore, who was ranked as the No. 20 player in the state of Alabama by 247Sports.com, was 89-of-140 for 1,507 yards and 22 total TDs as a senior, throwing 19 TD passes and rushing for three more.
- » Stephens spent the last year at Fork Union Military Academy after a successful prep career at Euclid HS in Cleveland. The speedster cornerback was honorable mention 2012 Associated Press Ohio Northeastern Lakes All-District selection as a senior.

LOUISVILLE POSTGAME NOTES (DEC. 5, 2013)

TEAM NOTES

- » Thursday's game served as the final game at historic Nippert Stadium before UC begins an \$86 million stadium renovation, which is slated to be complete for the 2015 season.
- » The game was the 53rd meeting between the two rivals. UC leads the series with a 29-23-1 record.

- » A total of 35,097 fans were in attendance on Thursday, which is tied for the seventh largest crowd in Nippert History.
- » UC is now 6-6 in overtime games and 3-2 in overtime games played at Nippert Stadium. The Bearcats are 3-4 in 1OT games and 3-5 in OT conference games.
- » The last overtime game for Cincinnati was a 34-31 loss to Louisville on Oct. 27, 2012 in Louisville.
- » The two teams combined for 860 all-purpose yards in the game. Cincinnati racked up 428 yards and Louisville accounted for 432.
- » Cincinnati had two penalties called against the Bearcats for 18 yards. The number ties its season low set against Purdue on Aug. 31. Against the Boilermakers, UC was only penalized 10 yards.

INDIVIDUAL NOTES

- » Senior quarterback Brendon Kay finished with 304 yards with 22 completions on 40 attempts. His passing yard total for the season is now 3,101 and he is only the fourth quarterback in UC history to surpass the 3,000-yard milestone and the first since Ben Mauk threw for 3,121 in 2007. It was Kay's sixth 300-yard game of the season.
- » For the first time in his career, Kay rushed for two touchdowns in a single game.
- » Howard Wilder garnered the second interception of his career in the last minute of the second quarter.
- » Silverberry Mouhon garnered a sack late in the third quarter to stop a UoFL drive. He leads the team with 9.5 sacks on the season.
- » John Lloyd booted a career long 62-yard punt late in the third quarter, which was downed at the UoFL 14 yard line. The punt also was a season-high for the Bearcats.
- » Junior linebacker Nick Temple had 2.5 tackles for loss, including 1.5 sacks.
- » Senior linebacker Greg Blair recorded 18 tackles in the game, one shy of his career high. The number is the most of any Cincinnati player in a game during the 2013 season. Seven of his stops were solo tackles and he added one quarterback hurry.
- » Senior Jordan Stepp recorded a career-high nine tackles, besting his previous career-high (6), achieved three times, most recently at Rutgers on Nov. 16, 2013.
- » Junior Nick Temple also set a career-high in tackles with nine, topping his previous mark of eight, set eight times.

NUMBER CRUNCHING • NCAA NATIONAL RANKINGS

CATEGORY	NCAA	CONF.	ACTUAL
Completion Percentage	9	2	0.681
First Downs Defense	9	2	207
First Downs Offense	23	1	295
Kickoff Returns	49	6	22.11
Net Punting	108	9	34.56
Pass Sacks Allowed	11	1	1
Passes Intercepted	47	3	13
Passing Offense	15	2	313.8
Passing YPC	39	3	12.77
Punt Return Defense	112	9	12.86
Punt Returns	94	7	5.86
Red Zone Defense	18	4	0.742
Red Zone Offense	107	9	0.75
Rushing Defense	5	3	98.7
Rushing Offense	68	1	168.5
Scoring Defense	12	2	19.5
Scoring Offense	38	3	33.3
Team Pass Sacks	14	2	2.92
Team Passing Efficiency	15	3	155.14
Team Passing Efficiency Def.	28	3	117.21
Team Tackles for Loss	23	4	7
Time of Possession	31	3	31:40
Total Defense (123 ranked)	9	2	313.2
Total Offense (123 ranked)	20	1	482.3
Turnover Margin (123 ranked)	97	6	-0.5
Turnovers Gained (123 ranked)	61	6	20

CATEGORY	PLAYER	NCAA	CONF	ACT.
All Purpose	Anthony McClung	153	10	87.55
	RD Abernathy IV	199	15	79.67
Completion Pct.	Brendon Kay	7	2	0.686
Completions PG	Brendon Kay	21	3	20.58
Field Goals PG	Tony Miliano	114	9	0.5
Interceptions	Deven Drane	86	8	0.3
Kickoff Returns	RD Abernathy IV	66	5	21.9
Pass Sacks	Silverberry Mouhon	18	3	0.8
Passing Efficiency	Brendon Kay	17	3	155.5
Passing TDs	Brendon Kay	23	3	22
Passing Yards	Brendon Kay	23	4	3121
Passing YPG	Brendon Kay	24	4	260.1
Passing YPC	Brendon Kay	43	5	12.64
Points Resp. For	Brendon Kay	22	1	168
Points Resp PG	Brendon Kay	26	3	14
Punt Returns	Anthony McClung	59	4	3.2
Receiving TDs	Chris Moore	28	3	9
	Mekale McKay	58	7	7
Receiving Yards	Anthony McClung	54	5	908
Receiving YPG	Anthony McClung	43	5	82.5
Receptions PG	Shaq Washington	30	4	6.3
	Anthony McClung	33	5	6.2
Rushing TDs	Tion Green	109	5	7
	Brendon Kay	131	6	6
Rushing Yards	Hosey Williams	129	10	609
Rushing YPG	Hosey Williams	124	6	55.4
Scoring	Tony Miliano	160	7	5.8
Total Offense	Brendon Kay	28	4	272.8
Total Tackles	Greg Blair	86	10	8

TRUCKING OFF CAMPUS

- » UC is one of 15 schools to spend time at an off campus site for training camp prior to the 2013 season.
- » The Bearcats spent 14 days in West Harrison, Ind., at the Higher Ground Conference and Retreat Center, UC's preseason training camp home of the past 14 years.

SCHOOL	CAMP	LOCATION	MILES	DAYS
Arizona	Fort Huachuca	Sierra Vista, Ariz.	77.4	5
Arizona State	Camp Tontozona	Payson, Ariz.	95	6
Cincinnati	Camp Higher Ground	West Harrison, Ind.	27.0	14
FIU	Tamiami Park	Miami, Fla.	1.2	14
Hawai'i	Joint Base Pearl Harbor-Hickam	Pearl Harbor, Hawaii	10.9	6
Illinois	Camp Rantoul	Rantoul, Ill.	15	8
New Mexico	White Mountain Sports Complex	Ruidoso, N.M.	182	11
Northwestern	University of Wisconsin-Parkside	Kenosha, Wis.	56.1	9
Notre Dame	Shiloh Park	Marion, Ind.	103	4
Syracuse	Fort Drum	Watertown, N.Y.	86.5	5
UCLA	Cal-State University-San Bernardino	San Bernardino, Calif.	77.0	11
UNLV	Camp Ely	Ely, Nev.	249	12
USF	Vero Beach Sports Village	Vero Beach, Fla.	137	7
UTEP	Alpine Camp	Alpine, Texas	220	12
Washington State	Lewis-Clark State College	Lewiston, Idaho	33.5	10

POLLING DATA

WEEK	AP	USA Today	Harris	BCS
1	rv	rv	--	--
2	--	--	--	--
3	--	--	--	--
4	--	--	--	--
5	--	rv	--	--
6	--	--	--	--
7	--	--	--	--
8	--	--	--	--
9	--	--	--	--
10	--	rv	--	--
11	rv	rv	rv	--
12	rv	25	rv	--
13	rv	23	rv	--
14	rv	rv	rv	--

ASSOCIATED PRESS	RECORD	PTS
1 Florida State (56)	13-0	1496
2 Auburn (4)	12-1	1444
3 Alabama	11-1	1376
4 Michigan State	12-1	1278
5 Stanford	11-2	1217
6 Baylor	11-1	1185
7 Ohio State	12-1	1130
8 South Carolina	10-2	1099
9 Missouri	11-2	1066
10 Oregon	10-2	880
11 Oklahoma	10-2	878
12 Clemson	10-2	848
13 Oklahoma State	10-2	797
14 LSU	9-3	726
15 UCF	11-1	629
16 Arizona State	10-3	614
17 UCLA	9-3	544
18 Louisville	11-1	525
19 Wisconsin	9-3	383
20 Texas A&M	8-4	282
21 Fresno State	11-1	227
22 Duke	10-3	201
23 Georgia	8-4	196
24 Northern Illinois	12-1	144
25 Notre Dame	8-4	76

USA TODAY	RECORD	PTS
1 Florida State (62)	13-0	1550
2 Auburn	12-1	1486
3 Alabama	11-1	1414
4 Michigan State	12-1	1342
5 Baylor	11-1	1275
6 Ohio State	12-1	1211
7 Stanford	11-2	1188
8 South Carolina	10-2	1108
9 Missouri	11-2	1088
10 Oklahoma	10-2	913
11 Clemson	10-2	899
12 Oregon	10-2	887
13 Oklahoma State	10-2	845
14 LSU	9-3	719
15 UCF	11-1	658
16 Louisville	11-1	611
17 Arizona State	10-3	602
18 UCLA	9-3	520
19 Wisconsin	9-3	408
20 Fresno State	11-1	344
21 Duke	10-3	247
22 Texas A&M	8-4	247
23 Northern Illinois	12-1	149
24 Georgia	8-4	135
25 Miami (FL)	9-3	73

IN GOOD COMPANY

- » UC Head Coach Tommy Tuberville picked up career win No. 140 on Nov. 23 with the Bearcats' 24-17 road victory at Houston.
- » Tuberville is one of 13 active NCAA FBS head coaches to have eclipsed the 140 win plateau.

ACTIVE FBS COACHES WITH 140+ WINS

COACH, SCHOOL	WINS
Frank Beamer, Virginia Tech	265
Mack Brown, Texas	243
Steve Spurrier, South Carolina	217
Brian Kelly, Notre Dame	207
Bill Snyder, Kansas State	176
Larry Blakeney, Troy	173
Gary Pinkel, Missouri	173
Nick Saban, Alabama	165
Bob Stoops, Oklahoma	158
Paul Johnson, Georgia Tech	154
Terry Bowden, Akron	145
Jerry Kill, Minnesota	144
Tommy Tuberville, Cincinnati	140

SPECIALIZED

- » LB Corey Mason was named UC's special teams player of the year, leading the Bearcats with 12 special teams tackles, recording nine on kickoff and three on the punt team.
- » Mason totaled 21 stops on the season, including a sack and four QB hurries.

WELCOME HOME

- » Freshman WR Mark Barr served as one of UC's captains for the coin toss against SMU.
- » It was Barr's first appearance at Nippert Stadium since the tragic accident of Sept. 21, 2013 which killed OL Ben Flick.
- » Barr was released from the intensive care unit at UC Medical Center on Oct. 18 after a month, spent two additional weeks at a local facility and has been released to continue his rehabilitation with the UC sports medicine staff.

EATING UP THE YARDS

- » Cincinnati finished with 428 yards of total offense against Louisville, the 25th straight contest eclipsing the 340 offensive yards barrier.
- » Cincinnati has topped 500 yards of offense in four games this season.

GROUND POUNDING

- » RB Hosey Williams averaged 6.5 yards per carry and finished with 84 yards on 13 attempts at Houston.
- » He has run for 80 or more yards three times in 2013.

RUNNING UP THE PLAY CHART

- » Cincinnati ran 91 plays against Houston, a season high and most plays run by UC since at least 2000 (statistics not readily available). It was the Bearcats first game with 90 or more offensive plays since running 90 on Oct. 22, 2010 against USF.
- » UC has run 90 or more plays five times in school history.

DEEP THREAT

- » WR Mekale McKay's has averaged 30.8 yards per reception on (15 rec./462 yds.) along with seven TDs. All seven scores have come on throws of 15 yards or more (40, 22, 15, 62, 24, 66, 34).
- » McKay would lead the nation in yards per catch, but he does not mean the NCAA minimum of 2.0 rpg.
- » McKay set a career high with 124 yards receiving and three TDs at Rutgers. He had TD grabs of 24, 66 and 34 yards, two from Brendon Kay and one from Jordan Luallen.
- » He is the first UC player to catch three TDs in a game since Armon Binns did it at Louisville on Oct. 15, 2010.

THE DYNAMIC DUO

- » WR Shaq Washington (10 rec., 132 yards) and WR Anthony McClung (9 rec., 137 yards) both topped the 100-yard plateau at Houston for the second-straight week.
- » Washington set a career high with his 132 receiving yards, topping his 123-yards set a week ago. It was his fourth game this season hauling in double-digit catches.
- » McClung's 137 yards were just off his career high of 142 yards, set against UConn in 2011.

CHART TOPPER

- » QB Brendon Kay ranks seventh in the country in completion percentage at .686 (247-360).
- » Kay has a career completion percentage of .670 (339-506) which would set UC's all-time record, currently held by Zach Collaros (2008-11) at .624.

NCAA FBS QBs BY COMPLETION PCT.

	PLAYER, SCHOOL	YR.	G	ATT.	CMP.	PCT.
1.	Shane Carden, East Carolina	Jr.	12	358	504	.710
2.	Teddy Bridgewater, Louisville	Jr.	12	268	382	.702
3.	Derek Carr, Fresno St.	Sr.	12	424	605	.701
4.	Adam Kennedy, Arkansas St.	Sr.	12	215	310	.694
5.	Johnny Manziel, Texas A&M	So.	12	270	391	.691
6.	A. Carta-Samuels, Vanderbilt	Sr.	10	193	281	.687
7.	Brendon Kay, Cincinnati	Sr.	12	247	360	.686

TRICKERATION

- » During the first half at Rutgers, UC successfully ran two WR passes, one for a TD, a surprise onside kick and fake punt.

POTENT POTABLES

OPPONENT	CAPTAIN	CAPTAIN	TOSS	CHOICE	FIRST POSS.	GM. LGTH	HELMET	JERSEY	PANTS	RESULT
Purdue	Blair	Bujnoch	W	Defer	Int.	3:09	White	White	White	W, 42-7
at Illinois	Chenault	Luallen	W	Defer	Punt	3:34	White	White	Red	L, 45-17
NW State	Kay	Stepp	W	Defer	Punt	2:59	Black	Black	Black	W, 66-9
at Miami	Annen	Meador	L	Goal	Punt	2:54	Black	Red	Black	W, 14-0
at USF	Drane	Longo	W	Defer	Blocked FGA	2:56	Black	White	Black	L, 26-20
Temple	Dempsey	McClung	W	Defer	TD	3:19	Black	Red	Red	W, 38-20
UConn	Aiken	Longo	L	Goal	TD	3:11	Black	Black	White	W, 41-16
at Memphis	Cureton	Stepp	L	Receive	Downs	3:26	Black	White	White	W, 34-21
SMU	Barr	Blair	L	Goal	Downs	3:26	Black	Red	Red	W, 28-25
at Rutgers	Chenault	McClung	L	Goal	TD	3:29	Black	White	Red	W, 52-17
at Houston	Legaux	Stepp	W	Defer	Missed FGA	3:33	Black	White	Black	W, 24-17
Louisville	McClung	Stepp	L	Goal	Int.	3:33	Black	Black	Black	L, 31-24 (OT)

NOTEBOOK

PICKING UP A RARITY

- » The Bearcats successfully recovered an onside kick early in the third quarter against SMU after taking a 21-10 lead.
- » It was the first onside kick recovered by UC in over a decade. (Statistics prior to 2000 are currently unavailable).
- » UC recovered its second onside kick of the season at Rutgers on Nov. 16, 2013.

LOTS OF GUYS THROWING

- » QB Brendon Kay had a reception on a pass from WR Shaq Washington for a gain of 12 yards on UC's second drive of the game. It was Kay's first of the season and third of his career and Washington's first career completion.
- » Washington was the sixth player of the season (5 quarterbacks, 1 WR) to complete a pass for UC joining (Kay, Legaux, Luallen, Coney and Colosimo).

RUMBLING ALONG

- » P John Lloyd rushed 14 yards on a fake punt at Rutgers to pick up a first down. It was his first career carry.

GETTING A SHOT

- » WR Shaq Washington completed a 12-yard pass to QB Brendon Kay in the first quarter of the Rutgers game. It was Washington's first career completion.
- » Washington, a former HS QB, completed his second career pass to WR Chris Moore with :30 left in the opening quarter for a 28-yard TD. The play was a double reverse from RB Hosey Williams to Washington who rolled to the right and threw to a wide-open Moore. It was Moore's sixth TD reception of the season and eighth of his career.
- » Washington hauled in a 41-yard pass from Kay for a TD in the second quarter, his first career receiving score.
- » Washington also finished with a career-high 123 receiving yards, his first career 100-yard game.

SENIOR SALUTE

- » Seventeen seniors were honored before the SMU game.
- » Those seniors were: Marque Aiken, Blake Annen, Greg Blair, Austen Bujnoch, Arryn Chenault, Derek Cox, Andre Cureton, Adam Dempsey, Deven Drane, Brendon Kay, Anthony King, Sam Longo, Jordan Luallen, Anthony McClung, Mitch Meader, Dan Sprague and Jordan Stepp.

OVERCOMING A DEFICIT

- » After falling behind SMU 10-0 in the first quarter, UC rattled off 28 unanswered. SMU ended the streak with a touchdown in the fourth quarter.
- » It is the third time this season that the Bearcats have scored 28 or more unanswered points.

GRINDING IT OUT

- » Cincinnati took a 28-10 lead late in the third quarter against SMU on a 96-yard drive that took 8:12.
- » Both the yardage and time elapsed were season longs.
- » Cincinnati ran 51 offensive plays in the second half of the game and held the ball for over 22 minutes.

IRONBUJ

- » OL Austen Bujnoch did not play against UConn or Memphis due to a foot injury, snapping a streak of 32 consecutive starts for the Bearcats at RG.
- » He reclaimed his starting spot against SMU.
- » The senior from Elder HS is growing his hair out in hopes of donating it to Locks of Love, a charity organization that makes wigs for patients with cancer and other hair disorders.

WITH A NAME LIKE SILVERBERRY ...

- » DE Silverberry Mouhon helped lead a strong defensive effort against Temple, finishing with a career-best six tackles along with two QB pressures.
- » He leads the team with 9.5 sacks and seven QB hurries.
- » The name you say? Mouhon is named after author AR Silverberry, whose work Mouhon's parents are fans of.

GETTING IN ON THE SACK PARADE

- » DT Adam Dempsey has been one of the unsung guys on the UC defensive line this season.
- » Dempsey set a career mark with two tackles for a loss and tied his career high with a solo sack at Memphis.
- » The senior, who earned a scholarship during fall camp, has 27 tackles on the season and has added a 3.5 sacks and 8.0 tackles for a loss.

LUALLEN TIME

- » QB Jordan Luallen got UC on the board at Memphis with a 13-yard TD rush in the second quarter. It was his first rushing TD of the season and third of his career.
- » He threw his first collegiate touchdown against UConn, a 27-yard strike to WR Chris Moore, at 9:26 in the third quarter.
- » He completed 3-of-4 passes for 64 yards and a TD against the Huskies while rushing 12 times for 51 yards.
- » The senior has played six different positions during his UC career, including: quarterback, wide receiver, running back, linebacker, tight end and fullback.

GREEN PAYDIRT

- » RB Tion Green scored a 2-yard rushing TD on UC's first possession of the second half at Memphis and added a second score on a 3-yard scamper with 1:26 left in the game.
- » It was his fifth and sixth TDs of the season and sixth and seventh of his career.

- » In 10 games, Green has averaged 4.5 yards per carry, 40.9 yards per game and seven TDs.

GETTING LUC-Y

- » LB Jeff Luc has his second forced fumble of the season and DB Zach Edwards had his first career fumble recovery late in the second quarter against SMU.
- » On the year, Luc has 38 tackles, including 6.5 for a loss, along with 1.5 sacks and two forced fumbles.

FROM THE ARCHIVES OF SHANK PAVILLION

- » UC's 2013 roster features 10 student-athletes who played QB in high school: Kay, Legaux, Bennie Coney, Gunner Kiel, Patrick Coyne, Javon Harrison, Shaq Washington, Tshumbi Johnson, Tyler Cogswell and Jordan Luallen.

IRON MIKE ON THE BOOKS

- » CB Mike Tyson hauled in his first career interception with 14:56 remaining in the third quarter. Tyson returned the ball 87 yards to the UConn 8-yard line, but was stripped and lost the ball.
- » The ensuing fumble went out of bounds, giving UConn possession on its 20-yard line after the touchback.

CHINESE BANDITS

- » Paul Dietzel, an UC assistant coach under Sid Gillman in 1949-50, died at the age of 89 on Sept. 24, 2013.
- » Dietzel directed LSU to the national title in 1958 and later coached at Army and South Carolina.
- » At Cincinnati, he named his defense the Chinese Bandits — a name that later became famous at LSU — after bad guys in the comic strip 'Terry and the Pirates.'

FILLING NIPPERT

- » Through six games, UC has averaged 31,771 fans per game, it's best single-game average since 2009.
- » That season, UC drew 203,741 fans for six home games, an average of 33,957 per contest.

NIPPERT STADIUM ATTENDANCE SINCE 2007

YEAR	GMS	TOTAL	AVERAGE
2013	6	190,624	31,771
2012	7	203,965	29,138
2011	4*	104,634	26,159
2010	6*	187,219	31,203
2009	6	203,741	33,957
2008	6	191,788	31,965
2007	6	181,477	30,246

*-Does not include home games held at Paul Brown Stadium (2011: 2; 2010: 1)

CINCINNATI PLAYERS OF THE WEEK

OPP	OFFENSE	DEFENSE	SPECIAL TEAMS	OFF. SCOUT TEAM	DEF. SCOUT TEAM
Purdue	Ralph David Abernathy IV	Nick Temple	Corey Mason	Mark Barr	Kevin Hyland
Illinois	--	--	--	--	--
Northwestern State	Parker Ehinger	Silverberry Mouhon	Kevin Hyland	Rob Rice	Dylan Coombs
Miami (Ohio)	Shaq Washington	Jordan Stepp	Nick Temple	Ben Flick/Mark Barr	Josh Posley
USF	--	--	--	--	--
Temple	Brendon Kay	Jordan Stepp	Rob Rice	Jacob Giltrow	Mark Wilson
UConn	Chris Moore	Silverberry Mouhon	Zach Edwards	Michael Colosimo	Marcus Foster
Memphis	Anthony McClung	Zach Edwards	Rod Moore	Tyreek Burwell	Korey Cunningham
SMU	Hosey Williams	Greg Blair	Anthony McClung	Gunner Kiel	Derek Cox
Rutgers	Shaq Washington	Brad Harrah	Leviticus Payne	Mason Antoun	Connor Donnini
Houston	Eric Lefeld	Silverberry Mouhon	Kevin Brown	Kyle Taubenheim	Eric Wilson
Louisville	--	--	--	--	--

EARNING A SCHOLARSHIP

- » LB Clemente Casseus, DL Adam Dempsey and OL Dominic Mainello were all awarded scholarships during training camp.

LUALLEN NAMED TO AFCA/ALLSTATE GOOD WORKS TEAM

- » FB Jordan Luallen was one of 22 players named to the prestigious 2013 Allstate American Football Coaches Association Good Works Team®. He is the first Bearcats student-athlete to be recognized with the honor.
- » The annual Allstate AFCA Good Works Team® recognizes the "good works" of a select group of college football players from across the country and is one of the most prestigious off-the-field honors in college sports. The award pays tribute to the positive impact these young athletes have had on their communities and the lives of others.
- » Luallen, an Academic All-BIG EAST selection in 2012, is a regular in the local community with UC's Cats in the Community program and has traveled to Nicaragua on numerous mission trips with New Hope Church and Mi Familia.
- » The senior has played five different positions during his collegiate career, including: quarterback, wide receiver, running back, linebacker, tight end and fullback.

TAKING THE NEXT STEP EDUCATIONALLY

- » Six UC student-athletes have earned their degrees and are enrolled in grad school for the 2013 season, including: Marques Aiken, Austen Bujnoch, Adam Dempsey, Brendon Kay, Jordan Luallen and Mitch Meador.
- » Blake Annen, Greg Blair, Andre Cureton, Deven Drane, Brad Harrah, Cory Keebler, Dan Sprague, Jordan Stepp and Adrian Witty all earned degrees during fall commencement on Dec. 14, 2013.

INJURY DOWNS SPRAGUE

- » Senior C Dan Sprague will miss the 2013 season after undergoing surgery on his ACL, MCL and meniscus.
- » Sprague suffered the injury during fall training camp.
- » He was a 12-game starter in 2012, helping lead an offensive line unit that featured a 1,000-yard rusher in George Winn.

LEGAUX SURGERY SUCCESSFUL

- » QB quarterback Munchie Legaux underwent successful surgery on Friday, September 13 at UC Medical Center.
- » The Bearcats' Director of Orthopedic Services, Dr. Angelo Colosimo performed the operation to repair several ligaments in Legaux's injured left knee.
- » Legaux was injured with just over nine minutes remaining in the Illinois game on Saturday, Sept. 7, 2013. He had dropped back to pass and was tackled below the knees and his left leg bent awkwardly. The ensuing hyperextension of the knee resulted in injury to several ligaments. There were no fractures or additional injuries.
- » At the time of the injury, the 6-5, 200 lb. signal caller had thrown for 237 yards and a touchdown while rushing for another 52 yards on the ground.
- » In 31 career games, Legaux has thrown for nearly 3,000

yards (2,847), going 205-for-396 with 20 touchdowns. He has averaged 5.5 yards per rush, adding seven TDs and 627 yards on the ground..

CARRYING ON A FAMILY LEGEND

- » Senior S Arryn Chenault has been competing against history since he grew up, matching his accomplishments with his uncle Paul Hogue, who is one of the most famous athletes in UC history.
- » Hogue passed away in 2009, but was on the 1961 and '62 national championship basketball teams.
- » Hogue was the Most Outstanding Player of the '62 tournament, spent two seasons in the NBA and owns a spot in the Ohio, Cincinnati and UC Halls of Fame.
- » Chenault, from Fairfield HS, is UC's starting strong safety.

THE AUSSIE

- » LB Lindsay Crook will miss the 2013 season after tearing his left ACL in non-contact drills in UC's first practice.
- » Crook, from Australia's Gold Coast, has started a rehab program and will redshirt this season and have four years of eligibility remaining starting in the fall of 2014.
- » The freshman, an Olympic-level rugby player in Australia, had never played American football before coming to Cincinnati. He was a member of the Australian National Sevens Team since 2011 and gave up a chance to play for his home country in the 2016 Olympic Games.

MORRISON ALREADY A RECORD HOLDER?

- » Sophomore WR Max Morrison hauled in 289 catches during his high school career for 4,147 yards and 56 touchdowns.
- » Those numbers would top the UC all-time record for receptions (Gilyard/Goodman/Vann: 204), reception yards (Gilyard: 3,003) and receiving touchdowns (Gilyard: 25).
- » Morrison also has a UC historical tie as his late grandfather Joe played HB, QB and defense at UC from 1956-58 before playing in the NFL for the New York Giants and later serving as the head coach at the University of South Carolina.
- » Morrison's father Rick was a WR at Ball State and his uncle is former University of Michigan head coach Gary Moeller.

FAMILY LEGACY

- » Junior RB Ralph David Abernathy IV has a family name that should ring a historical bell.
- » Abernathy's late grandfather, Ralph Jr., was a leader in the American Civil Rights Movement, a minister and a close friend of Dr. Martin Luther King Jr.
- » His father, Ralph III is a former Georgia State Senator.

UC FAMILY TIES

- » This year's roster includes two Bearcats who followed in family footsteps to play for UC.

Brother Played at Cincinnati

» Austen Bujnoch - Digger (OL, 2004-07)

Father Played at Cincinnati

- » Franklin Brusciannelli - Jack (LB, 1988-89)
Grandfather Played at Cincinnati
- » Max Morrison - Joe (RB, 1956-58)
- » Rob Rice - Doug (1962)

NFL FAMILY TIES

- » Cincinnati boasts four players on the roster who had immediate family members play in the NFL.
- » Austen Bujnoch: Son of Glenn, Cincinnati, T.B. OL (1976-84).
- » Deven Drane: Son of Dwight, Buffalo DB (1986-91).
- » EJ Junior IV - Son of EJ III, Ariz., Mia., Sea., T.B. LB (1981-93).
- » Max Morrison - Grandfather Joe, NY Giants (1959-72).

DOUBLE DUTY

- » UC radio voice Dan Hoard has added duties as the play-by-play broadcaster of the NFL's Cincinnati Bengals.
- » He joins Bill Hillgrove (Pittsburgh Panthers & Steelers) and Gene Deckerhoff (Florida State/Tampa Bay Buccaneers) as the only broadcasters in the country to handle radio play-by-play duties for both an NCAA FBS and NFL team.
- » Michigan's Jim Brandstatter is the color analyst on both Wolverines and Detroit Lions broadcasts while ESPN's Dave Pasch (Arizona Cardinals) and Bob Wischusen (NY Jets) are NFL play-by-play voices.
- » Hoard's radio partner with the Cincinnati Bengals, Dave Lapham, calls college football games for FOX Sports.

OLD RIVALS

- » The Miami-Cincinnati series ranks fifth on the list of most-played rivalries in college football and is the oldest Division I rivalry west of the Allegheny Mountains.
- » After the 2010-12 NCAA conference realignment led to the end of several historic rivalries, it is now the most-played currently active rivalry involving schools from the same state, and also holds the same distinction among inter-conference rivalries. Of the more than thirty college football rivalries that include at least 89 games, none is older than Miami vs. Cincinnati.
- » Overall, it is the second-oldest rivalry in the NCAA FBS, starting in 1888. The Michigan-Notre Dame rivalry predates UC-Miami by one year (1887).

BREAKING DOWN THE ROSTER

- » UC's 2013 roster, broken down by class.

Freshmen	24
Redshirt Freshmen	16
Sophomore	22
Junior	30
Senior	17

PACKING THEM IN

- » The Aug. 31 season opener against Purdue was a record crowd of 36,007 fans at Nippert Stadium. It was the 24th sellout in stadium history (last vs. Rutgers, 11/17/12).

COACHES ON GAMEDAY

TOMMY TUBERVILLE
Head Coach



ROBERT PRUNTY
Associate HC/DE



EDDIE GRAN
Offensive Coord./RBs



TYSON HELTON
Special Teams Coord./TE



STEVEN CLINKSCALE
Defensive Backs



DARREN HILLER
Offensive Line



BLAKE ROLAN
Wide Receivers



FRED TATE
Defensive Tackles



DARIN HINSHAW
Passing Game Coord./QB



ART KAUFMAN
Defensive Coord./LB



SIDELINE

PRESS BOX



IN ALIGNMENT WITH THE UNIVERSITY OF CINCINNATI, *The Department of Athletics is committed to comprehensive excellence in the pursuit of creating positive academic, athletic and social experiences for our student-athletes. We strive for victory, represent our university with class, and serve as a point of pride for our community. We are guided by the principles of integrity, respect, determination, excellence and together, act as one team in all we do.*

ONE TEAM \ \ INTEGRITY • RESPECT • DETERMINATION • EXCELLENCE // TOGETHER



TAKING ON THE POWER 5

- » UC is 8-2 in its last 10 games versus teams from the Power 5 Conferences. Those conferences, which include the ACC, Big Ten, Big 12, Pac 12 and SEC, are the five with automatic qualifying berths into the new College Football Playoff, which begins in 2014.
- » During that span, UC has wins over schools from the ACC (Duke, NC State, Pittsburgh, Syracuse, Virginia Tech), Big Ten (Purdue) and SEC (Vanderbilt).

DATE	OPPONENT	SCORE
9/7/13	at Illinois	L, 45-17
8/31/13	PURDUE	W, 42-7
12/27/12	vs. Duke (Belk Bowl)	W, 48-34
11/3/12	SYRACUSE	W, 35-24
9/29/12	vs. Virginia Tech (FedEx Field)	W, 27-24
9/6/12	PITTSBURGH	W, 34-10
12/31/11	vs. Vanderbilt (Liberty Bowl)	W, 31-24
11/26/11	at Syracuse	W, 30-3
11/12/11	WEST VIRGINIA (PBS)	L, 24-21
11/5/11	at Pittsburgh	W, 26-23

Home games in BOLD CAPS.

UC REINSTATES OLYMPIC SPORTS SCHOLARSHIPS

- » The UC department of athletics will reinstate and increase funding to its Olympic sports scholarship programs, ensuring they are able to compete at the highest level nationally.
- » Beginning in the fall of 2013-14, UC will implement an aggressive plan to ultimately offer the full NCAA complement of grant-in-aid scholarships to student-athletes in each of its 19 programs.
- » Due to fiscal constraints in 2009, the department previously reduced scholarship funding for a number of sports and eliminated all scholarships for three sports which included men's cross country, men's track and field, and men's swimming and diving.
- » UC fields 10 women's teams (basketball, cross country, golf, lacrosse, soccer, swimming and diving, tennis, indoor and outdoor track & field and volleyball) and nine men's sports (baseball, basketball, cross country, football, golf, soccer, swimming and diving and indoor and outdoor track and field).
- » Coach Tuberville is supporting the cause and will donate \$300,000 over the next five years to benefit UC's Olympic sports programs.

ON THE HUNT FOR 10

- » UC is one of only four NCAA FBS AQ programs to have won 10 games in five of the past six seasons, joining Alabama, Oklahoma and Oregon.

CHAMPIONS

- » UC is the only school in the country among the BCS AQ Conferences (ACC, BIG EAST, Big Ten, Big 12, Pac-12, SEC) to win four conference titles in the last five years.
- » Boise State has won four as well, three in the WAC and one in the Mountain West, both non-AQ leagues.

CHART TOPPERS

- » UC sits atop the average BCS rankings for the American Athletic Conference schools over the past six seasons.
- » The Bearcats average finished of 29.3 tops UConn (50.3) and Rutgers (51.5) while UC's No. 3 ranking in 2009 is the highest of any school in the reformed league.

AMERICAN BCS RANKINGS 2009-12

Team	12	11	10	09	08	07	AVG.
Cincinnati	34	27	78	3	12	22	29.3
UConn	80	78	26	44	49	25	50.3
Rutgers	32	39	96	54	38	50	51.5
Houston	91	19	81	26	67	36	53.3
USF	88	75	40	51	50	21	54.2
Louisville	21	38	79	75	75	57	57.5
UCF	43	89	25	56	103	30	57.6
Temple	84	70	69	45	89	103	76.7
SMU	78	57	65	65	118	119	83.7
Memphis	101	115	114	112	96	86	104.0

GENERAL

- » In the 2011-12 academic year, the Bearcats were one of only six teams to finish in the top 25 of the final USA Today football and men's basketball polls.
- » UC hired new head coaches in football (Tommy Tuberville), baseball (Ty Neal), lacrosse (Gina Oliver), volleyball (Molly Alvey) and women's soccer (Neil Stafford).
- » The College Swimming Coaches Association of America (CSCAA) named Director of Athletics Whit Babcock as the 2013 recipient of the Benjamin Franklin Award. The CSCAA Benjamin Franklin Award is presented to the individual or organization whose efforts best promote the integrity and enhancement of the student-athlete ideal.
- » Three former student-athletes, a coach and a team made up the 2012 induction class for the University of Cincinnati's James P. Kelly, Sr., Athletics Hall of Fame. Miriam Merrill (women's track and field), Jonathan Ruffin (football) and Bill Faul (baseball) are the three former student-athletes, joining the 1961-62 men's basketball team and track and field and cross country head coach Bill Schnier in the class of 2012.
- » UC student-athletes contributed over 5,000 hours of community service in the Tri-State Area in 2012.
- » UC opened the \$15-million Sheakley Athletics Center, a

complex that will play host to lacrosse games and serve as a practice facility for football and all UC sports in the wintertime.

MEN'S BASKETBALL

- » Cincinnati achieved its third consecutive 20-win season and NCAA Championship appearance, posting a 22-12 overall mark.
- » UC has appeared in 17 of the last 22 NCAA Tournaments.
- » UC's attendance average at Fifth Third Arena reached its highest level since the Cronin coaching era began in 2006-2007.
- » Former UC great Oscar Robertson was named one of the 15 greatest players of the NCAA Championship the organization announced as it honored the 75th anniversary of its men's basketball tournament.
- » Head Coach Mick Cronin, who achieved his 200th career win during the season, agreed to a contract extension through the 2018 season.

LACROSSE

- » Head Coach Gina Oliver earned a spot on the U.S. National Team and helped lead Team USA to the world championship in the summer of 2013.

MEN'S GOLF


- » David Tepe posted a 54-hole career-low score of eight under 208 (69-69-70) on the Watson Course at the Reunion Resort to win UC's first BIG EAST Individual Championship and qualify for the NCAA Championship.

MEN'S TRACK & FIELD

- » Chase Beckmann was named the 2012-13 American Eagle Outfitters Institutional Male Scholar-Athletes of the Year for the University of Cincinnati.
- » Terrence Somerville (110 hurdles) and Josh Dangel (pole vault) both won BIG EAST Championships and earned spots in the NCAA Championship.

WOMEN'S TRACK & FIELD

- » Kathy Klump was named the 2013 Greater Cincinnati Northern Kentucky Women's Sports Association College Sportswoman of the Year.
- » Mackenzie Fields was named the 2012-13 American Eagle Outfitters Institutional Female Scholar-Athletes of the Year for the University of Cincinnati. Fields won the BIG EAST Championship in the pole vault and became just the fourth women's indoor track & field All-American in UC history when she finished 10th in the same event at the NCAA Indoor Championships.



Construction on the \$86-million, privately funded Nippert Stadium Renovation & Expansion is scheduled to begin in mid-December 2013 and be completed in August of 2015.

The expanded renovation focuses on both the east and west side of the stadium and will increase the stadium's capacity to approximately 40,000. On the west side, a new press box structure will be built, adding suites, scholarship club seats and loge boxes/patio suites. The west concourse will also be renovated, including concession stands and restrooms. Changes on the east side include expanded concessions and restroom offerings, including the building of skywalks to connect the upper deck with the gameday plaza on O'Varsity Way.

The new west-side structure would be approximately one and one-half stories taller than the current press box and approximately 130 yards long. The curvature of the facility would match that of the upper deck on the east side of the stadium and contain four levels; a press and operations level, suite level, scholarship club level, and patio suites mezzanine level.

The allotment of founders' suites was sold out during the silent phase of the campaign however premium seating options in the Scholarship Club Seats are still available to all fans. All Scholarship Club Seat donors who place 10% down payment paid in full by Dec. 2, 2013 will be eligible to personally select seating locations in the new premium areas of Nippert Stadium as early as January, 2014.

Design work for the project is ongoing and final renderings, including projected concepts for the east side changes, will be released as they become available.

Entering its 112th season, Nippert Stadium is the venerable home of the University of Cincinnati football team and provides the Bearcats with one of the best home-field environments in college football.

USA Today recently named Nippert as the best home-field venue in the former BIG EAST Conference and ESPN's Scott Van Pelt cited Nippert as a 'one of the gems of college football.'

Construction began on Nippert Stadium in 1915 and was completed in 1924. UC has used the Nippert site as a playing field since 1901, making it the second-oldest playing site in the nation for college football behind Penn's Franklin Field (1895).

Nippert Stadium's current press box was built in 1992 and since that time, approximately 72 of the 76 BCS schools have made major renovations to their football stadiums or premium seating areas.

UC will play the 2014 season downtown at Paul Brown Stadium and return to Nippert for the 2015 season, the 100th anniversary of original construction on the facility.

Working in conjunction with the University of Cincinnati Office of Planning, Design and Construction, the Architect of Record for the project is Heery International. Heery's sports facilities specialists have completed more than 220 stadium and arena projects worth more than \$3 billion. Heery's broad sports portfolio includes colleges and universities of all sizes for whom the firm has completed arenas, team facilities, tennis and soccer stadiums, natatoriums and practice fields and arenas. Among the firm's clients are Big Ten, MAC, ACC, SEC, Big 12, Pac 12 and Big East conference teams. Signature sports facilities in Heery's portfolio include Darrell K Royal-Texas Memorial Stadium (University of Texas), Donald W. Reynolds Razorback Stadium (University of Arkansas), the 1996 Olympic Stadium/Turner Field and the Georgia Dome.

Architecture Research Office will serve as the design architect. Architecture Research Office (ARO) is the New York City firm whose work includes projects at the University of Michigan, Brown University and Princeton University.

The construction manager will be Turner Construction Company, a North America-based, international company, whose work includes projects at the University of Florida, Massachusetts Institute of Technology and Yale University.

For more information about the project and to access the updated renderings, please click here: <http://www.gobearcats.com/nippert>.

2013 UNIVERSITY OF CINCINNATI FOOTBALL

NUMERICAL ROSTER

No.	Name	Pos.	Ht.	Wt.	Cl.	Ex.	Hometown/High School/Last School	No.	Name	Pos.	Ht.	Wt.	Cl.	Ex.	Hometown/High School/Last School
1	Ralph David Abernathy IV	RB	5-7	161	Jr.	2L	Atlanta, Ga./Westminster School	+ 47	Jon Vincent ^	LS	6-2	210	Fr.	HS	Loveland, Ohio/Loveland
2	Mekale McKay	WR	6-6	195	So.	TR	Louisville, Ky./Moore/Arkansas	+ 48	Jeff Luc *	LB	6-1	251	Jr.	TR	Port St. Lucie, Fla./Treasure Coast/Fla. St.
+ 3	Bennie Coney *	QB	6-3	216	Fr.	RS	Plant City, Fla./Plant City	+ 48	Matt Staubach ^ *	TE	6-5	241	So.	SQ	Cincinnati, Ohio/McNicholas
+ 3	Howard Wilder	CB	5-11	180	Jr.	JC	Sea Pleasant, Md./Eleanor Roosevelt/Pierce College	49	Anthony King ^ *	RB	5-11	219	Jr.	2L	Chicago, Ill./Ayersville
4	Munchie Legaux %	QB	6-5	200	Sr.	3L	New Orleans, La./Edna Karr	50	Alex Pace *	DT	6-2	282	Fr.	RS	Cleveland, Ohio/Ginn Academy
+ 5	Mark Barr %	WR	6-1	163	Fr.	HS	Fort Lauderdale, Fla./St. Thomas Aquinas	51	Greg Blair	LB	6-2	252	Sr.	1L	Pittsburgh, Pa./Schenley/Lackawanna CC
+ 5	Mike Tyson	S	6-2	200	Fr.	HS	Norfolk, Va./Lake Taylor/Hargrave Military	52	Beau Harmon ^	DT	6-3	255	Fr.	HS	Bellefontaine, Ohio/Ben Logan
6	Anthony McClung	WR	6-0	177	Sr.	3L	Indianapolis, Ind./Pike	53	Franklin Bruscianelli ^ *	LB	6-0	221	Fr.	RS	Woodridge, Ill./Montini Catholic
+ 7	Aaron Brown	CB	5-11	172	Fr.	HS	Miami, Fla./Northwestern	55	Andrew Gantz ^	K	5-9	158	Fr.	HS	Dayton, Ohio/Centerville
+ 7	Tion Green	RB	6-0	220	So.	1L	Sanford, Fla./Lake Brantley	56	Mark Wilson	DE	6-3	225	Fr.	HS	Hampton, Va./Phoebus
8	Adrian Witty *	S	5-10	187	Jr.	2L	Deerfield Beach, Fla./Deerfield Beach	57	Clemente Casseus ^	LB	6-1	227	Jr.	1L	Miami Fla./Everglades
9	Sam Geraci ^ %	P	6-2	212	Fr.	HS	Cincinnati, Ohio/Moeller	58	Dwight Jackson ^	DL	6-1	213	So.	1L	Miami, Fla./Central
10	Jordan Luallen *	QB	6-3	240	Sr.	2L	Greenwood, Ind./Center Grove/Ga. Tech	59	Deyshaw Bond *	OL	6-2	287	Fr.	RS	Indianapolis, Ind./Warren Central
+ 11	Deven Drane	CB	5-11	187	Sr.	3L	Plantation, Fla./Plantation	60	Sam Longo ^ * %	OL	6-5	305	Sr.	1L	Spring Valley, Ohio/Bellbrook/Ohio State
+ 11	Brendon Kay *	QB	6-4	228	Sr.	1L	Marine City, Mich./Marine City	61	Kirk Willis *	LS	6-2	231	So.	1L	Granville, Ohio/Granville
12	Leviticus Payne	CB	5-9	183	So.	1L	Southfield, Mich./Southfield	62	Cory Keebler *	OL	6-7	294	Jr.	2L	Liberty Township, Ohio/Lakota East
13	Grant Coleman ^	CB	5-11	162	Fr.	HS	Reynoldsburg, Ohio/Reynoldsburg	63	Dan Sprague * %	OL	6-3	290	Sr.	1L	Worthington, Ohio/Kilbourne
14	Tony Miliano *	K	6-2	186	Jr.	2L	North Bend, Ohio/Elder	64	Will Steur ^	OL	6-4	303	Fr.	HS	Cincinnati, Ohio/Madeira
15	Chris Moore *	WR	6-1	190	So.	1L	Tampa, Fla./Thomas Jefferson	65	Connor Donnini ^ *	DL	5-10	293	So.	SQ	Dayton, Ohio/Centerville
16	Michael Colosimo ^	QB	6-3	216	Jr.	HS	Fort Mitchell, Ky./Beachwood	66	David Niehaus ^	OL	6-1	288	Fr.	HS	Cincinnati, Ohio/Colerain
17	Jeremy Graves	WR	6-2	190	So.	1L	Cleveland, Ohio/Maple Heights	67	Kyle Williamson	OL	6-5	281	Fr.	HS	Madiera, Ohio/Madiera
+ 18	Tyler Cogswell	TE	6-4	248	Fr.	HS	Plantation, Fla./American Heritage	69	Dominic Mainello ^ *	OL	6-3	280	Jr.	SQ	Fort Mitchell, Ky./Beechwood
+ 18	Chamoda Kennedy-Palmore ^	RB	5-8	180	Fr.	HS	Liberty Township, Ohio/Lakota East	70	Brandon Mitchell *	DT	6-2	308	So.	SQ	Cincinnati, Ohio/Withrow
+ 19	Derek Cox * ^	DB	6-3	182	Jr.	SQ	Mason, Ohio/Mason	71	Eric Lefeld *	OL	6-6	309	Jr.	2L	Coldwater, Ohio/Coldwater
+ 19	Shaq Washington	WR	5-9	174	Jr.	1L	Maple Hts., Ohio/Maple Hts.	72	Garrett Campbell ^	OL	6-5	308	Fr.	HS	Cincinnati, Ohio/St. Xavier
20	Rob Rice ^ *	RB	5-10	182	So.	SQ	Cincinnati, Ohio/McNicholas	73	Ryan Leahy *	OL	6-6	282	Fr.	RS	Cincinnati, Ohio/LaSalle
21	Rod Moore	CB	5-10	176	Jr.	JC	Bastrop, La./Bastrop/East Mississippi CC	74	Justin Murray *	OL	6-5	294	So.	SQ	Cincinnati, Ohio/Sycamore
22	Zach Edwards	S	5-11	186	Fr.	HS	Middletown, Ohio/Middletown	75	Kevin Schloemer * %	OL	6-7	312	Jr.	1L	Liberty Township, Ohio/Lakota West
+ 23	Lindsay Crook %	LB	6-2	222	Fr.	HS	Gold Coast, Australia/Southport School	76	Austen Bujnoch * %	OL	6-5	290	Sr.	3L	Cincinnati, Ohio/Elder
+ 23	Hosey Williams	RB	5-9	199	Jr.	JC	Miami, Fla./Southridge/ASA College	78	Parker Ehinger *	OL	6-7	292	So.	1L	Rockford, Mich./Rockford
+ 24	Chris Burrell ^ * %	WR	5-6	160	Jr.	SQ	Westwood, N.J./Don Bosco/Temple	79	Andre Cureton *	OL	6-6	310	Sr.	SQ	Indianapolis, Ind./Pike
+ 24	John Lloyd ^ *	P	6-2	237	Jr.	SQ	Cincinnati, Ohio/CHCA	80	Alex Chisum %	WR	6-3	195	Jr.	2L	Fayetteville, Ga./Sandy Creek
+ 25	Arryn Chenault	S	6-0	208	Sr.	3L	Cincinnati, Ohio/Fairfield	81	DJ Dowdy *	TE	6-4	241	Fr.	RS	Akron, Ohio/North
+ 25	Tshumbi Johnson %	CB	5-11	175	Fr.	HS	Immokalee, Fla./Immokalee	82	Max Morrison *	WR	6-1	173	So.	1L	Kenton, Ohio/Kenton
27	Drake Bruns * %	S	6-0	201	Fr.	RS	Fort Thomas, Ky./Highlands	83	Chris Burton	DE	6-3	272	Fr.	HS	Danville, Va./George Washington
29	Andre Jones *	S	6-1	197	Fr.	RS	Cincinnati, Ohio/Colerain	84	Nate Cole *	WR	6-1	193	Fr.	RS	Memphis, Tenn./Mitchell
30	Chad Banschbach ^	WR	5-9	185	Fr.	HS	Lawrenceburg, Ind./Lawrenceburg	85	Travis Johnson %	TE	6-4	249	Fr.	HS	Tampa, Fla./Jesuit
30	Darren Doston	S	6-2	195	Jr.	JC	Daytona Beach, Fla./Seabreeze/College of the Sequoias	86	Blake Annen *	TE	6-5	250	Sr.	3L	Upper Arlington , Ohio/Upper Arlington
32	Zach Higginbotham ^	LB	6-0	211	Fr.	HS	Cincinnati, Ohio/Country Day	87	Javon Harrison %	WR	6-1	200	Fr.	HS	Dayton, Ohio/Huber Hts. Wayne
33	Solomon Tentman *	LB	6-2	237	Jr.	2L	Cincinnati, Ohio/Roger Bacon	88	Shakim Alonzo *	WR	6-4	218	Fr.	RS	Pittsburgh, Pa./Woodland Hills
34	Tim Helton ^	WR	6-2	189	Fr.	HS	Chesterland, Ohio/NDCL	89	Korey Cunningham	DE	6-5	254	Fr.	HS	Montevallo, Ala./Montevallo
+ 35	Dylan Coombs ^ *	CB	6-1	182	Fr.	RS	Cincinnati, Ohio/Colerain	90	Camaron Beard *	DT	6-5	287	Jr.	2L	Indianapolis, Ind./Cathedral
+ 35	Josh Russ * %	TE	6-5	240	Jr.	SQ	Elyria, Ohio/Elyria Catholic	91	Adam Dempsey	DT	6-2	285	Sr.	1L	Fort Thomas, Ky./Highlands
+ 36	Marcus Foster * %	S	6-1	204	Fr.	RS	Troy, Ohio/Troy	92	Silverberry Mouhon *	DE	6-4	248	So.	1L	Norcross, Ga./Norcross
+ 36	Kyle Taubenheim ^	RB	5-10	160	Jr.	SQ	Proctorville, Ohio/Fairland	93	Brad Harrah *	DE	6-5	258	Jr.	1L	Marion, Ohio/Marion Pleasant
+ 37	Jacob Giltrow ^ *	WR	6-0	190	Jr.	SQ	West Chester, Ohio/Lakota West	94	Jordan Stepp *	DT	6-1	285	Sr.	3L	Indianapolis, Ind./Ben Davis
+ 37	EJ Junior IV *	FB	6-0	222	Fr.	RS	Middletown, Ohio/Middletown	95	Terrell Hartsfield	DE	6-3	246	Jr.	JC	Raleigh, N.C./Rolesville/Copiah-Lincoln CC
38	Mason Antoun ^ *	LB	6-1	225	So.	SQ	Cincinnati, Ohio/Reading	96	Josh Posley	DE	6-1	252	So.	1L	Indianapolis, Ind./Warren Central
39	Kyle Nutter ^	FB	5-11	230	Fr.	HS	Genoa, Ohio/Genoa	97	Marques Aiken	DT	6-5	275	Sr.	TR	Lauderhill, Fla./Boyd Anderson/Marshall
40	Kevin Brown	LB	6-1	206	So.	1L	Indianapolis, Ind./Lawrence Central	98	Chad West *	DE	6-6	262	So.	SQ	Perry, Ohio/Perry
+ 41	Nick Hunt ^ *	K	5-7	179	Fr.	RS	Cincinnati, Ohio/McNicholas	99	Jerrell Jordan	DE	6-3	248	Jr.	JC	Altavista, Va./Altavista/Copiah-Lincoln CC\
+ 41	Kevin Hyland ^ *	LB	6-2	230	So.	SQ	Cincinnati, Ohio/Elder		Tyreek Burwell ^ #	OL	6-5	286	Sr.	TR	Huntington Stn, NY./Walt Whitman/SUNY Cortland
42	Jared Golden ^	FB	6-1	240	So.	1L	Gallipolis, Ohio/Gallia Academy		Gunner Kiel * #	QB	6-4	208	So.	TR	Columbus, Ind./East/Notre Dame
43	Nick Temple	LB	5-10	218	Jr.	2L	Indianapolis, Ind./Warren Central		Josh Richardson #	CB	5-11	160	Fr.	HS	Powell, Ohio/Olentangy Liberty
44	Corey Mason ^ *	LB	6-3	230	Jr.	SQ	Cincinnati, Ohio/Elder		Dionne Threweatt-Vassar ^ #	CB	5-10	190	Jr.	HS	Westerville, Ohio/South
45	Ey'Shawn McClain *	LB	6-1	234	Fr.	RS	Jacksonville, Fla./Raines		Eric Wilson #	LB	6-2	205	Fr.	TR	Redford, Mich./Thurston/Northwestern
46	Mitch Meador *	DT	6-4	290	Sr.	3L	Greenwood, Ind./Whitelands Community								
+ 47	Trevor Ginn ^	LB	6-0	205	Fr.	HS	Cincinnati, Ohio/Elder								

+ - Double Number; ^ - Walk-On; * - Utilized redshirt year; % - Out for the season; # - Not eligible due to NCAA transfer regulations.

2013 UNIVERSITY OF CINCINNATI FOOTBALL

ALPHABETICAL ROSTER

No.	Name	Pos.	Ht.	Wt.	Cl.	Ex.	Hometown/High School/Last School	No.	Name	Pos.	Ht.	Wt.	Cl.	Ex.	Hometown/High School/Last School
1	Ralph David Abernathy IV	RB	5-7	161	Jr.	2L	Atlanta, Ga./Westminster School	29	Andre Jones *	S	6-1	197	Fr.	RS	Cincinnati, Ohio/Colerain
97	Marques Aiken	DT	6-5	275	Sr.	TR	Lauderhill, Fla./Boyd Anderson/Marshall	99	Jerrell Jordan	DE	6-3	248	Jr.	JC	Altavista, Va./Altavista/Copiah-Lincoln CC\
88	Shakim Alonzo *	WR	6-4	218	Fr.	RS	Pittsburgh, Pa./Woodland Hills	+ 37	EJ Junior IV *	FB	6-0	222	Fr.	RS	Middletown, Ohio/Middletown
86	Blake Annen *	TE	6-5	250	Sr.	3L	Upper Arlington , Ohio/Upper Arlington	+ 11	Brendon Kay *	QB	6-4	228	Sr.	1L	Marine City, Mich./Marine City
38	Mason Antoun ^ *	LB	6-1	225	So.	SQ	Cincinnati, Ohio/Reading	62	Cory Keebler *	OL	6-7	294	Jr.	2L	Liberty Township, Ohio/Lakota East
30	Chad Banschbach ^	WR	5-9	185	Fr.	HS	Lawrenceburg, Ind./Lawrenceburg	+ 18	Chamoda Kennedy-Palmore ^	RB	5-8	180	Fr.	HS	Liberty Township, Ohio/Lakota East
+ 5	Mark Barr %	WR	6-1	163	Fr.	HS	Fort Lauderdale, Fla./St. Thomas Aquinas		Gunner Kiel * #	QB	6-4	208	So.	TR	Columbus, Ind./East/Notre Dame
90	Camaron Beard *	DT	6-5	287	Jr.	2L	Indianapolis, Ind./Cathedral	49	Anthony King ^*	RB	5-11	219	Jr.	2L	Chicago, Ill./Ayersville
51	Greg Blair	LB	6-2	252	Sr.	1L	Pittsburgh, Pa./Schenley/Lackawanna CC	4	Munchie Legaux %	QB	6-5	200	Sr.	3L	New Orleans, La./Edna Karr
59	Deyshawn Bond *	OL	6-2	287	Fr.	RS	Indianapolis, Ind./Warren Central	73	Ryan Leahy *	OL	6-6	282	Fr.	RS	Cincinnati, Ohio/LaSalle
+ 7	Aaron Brown	CB	5-11	172	Fr.	HS	Miami, Fla./Northwestern	71	Eric Lefeld *	OL	6-6	309	Jr.	2L	Coldwater, Ohio/Coldwater
40	Kevin Brown	LB	6-1	206	So.	1L	Indianapolis, Ind./Lawrence Central	+ 24	John Lloyd ^ *	P	6-2	237	Jr.	SQ	Cincinnati, Ohio/CHCA
53	Franklin Bruscianelli ^ *	LB	6-0	221	Fr.	RS	Woodridge, Ill./Montini Catholic	60	Sam Longo ^ * %	OL	6-5	305	Sr.	1L	Spring Valley, Ohio/Bellbrook/Ohio State
27	Drake Bruns * %	S	6-0	201	Fr.	RS	Fort Thomas, Ky./Highlands	10	Jordan Luallen *	QB	6-3	240	Sr.	2L	Greenwood, Ind./Center Grove/Ga. Tech
76	Austen Bujnoch * %	OL	6-5	290	Sr.	3L	Cincinnati, Ohio/Elder	+ 48	Jeff Luc *	LB	6-1	251	Jr.	TR	Port St. Lucie, Fla./Treasure Coast/Fla. St.
+ 24	Chris Burrell ^ * %	WR	5-6	160	Jr.	SQ	Westwood, N.J./Don Bosco/Temple	69	Dominic Mainello ^ *	OL	6-3	280	Jr.	SQ	Fort Mitchell, Ky./Beechwood
83	Chris Burton	DE	6-3	272	Fr.	HS	Danville, Va./George Washington	44	Corey Mason ^ *	LB	6-3	230	Jr.	SQ	Cincinnati, Ohio/Elder
	Tyreek Burwell ^ #	OL	6-5	286	Sr.	TR	Huntington Str., NY./Walt Whitman/SUNY Cortland	45	Ey'Shawn McClain *	LB	6-1	234	Fr.	RS	Jacksonville, Fla./Raines
72	Garrett Campbell ^	OL	6-5	308	Fr.	HS	Cincinnati, Ohio/St. Xavier	6	Anthony McClung	WR	6-0	177	Sr.	3L	Indianapolis, Ind./Pike
57	Clemente Casseus ^	LB	6-1	227	Jr.	1L	Miami Fla./Everglades	2	Mekale McKay	WR	6-6	195	So.	TR	Louisville, Ky./Moore/Arkansas
+ 25	Arryn Chenault	S	6-0	208	Sr.	3L	Cincinnati, Ohio/Fairfield	46	Mitch Meador *	DT	6-4	290	Sr.	3L	Greenwood, Ind./Whiteland Community
80	Alex Chisum %	WR	6-3	195	Jr.	2L	Fayetteville, Ga./Sandy Creek	14	Tony Miliano *	K	6-2	186	Jr.	2L	North Bend, Ohio/Elder
+ 18	Tyler Cogswell	TE	6-4	248	Fr.	HS	Plantation, Fla./American Heritage	70	Brandon Mitchell *	DT	6-2	308	So.	SQ	Cincinnati, Ohio/Withrow
84	Nate Cole *	WR	6-1	193	Fr.	RS	Memphis, Tenn./Mitchell	15	Chris Moore *	WR	6-1	190	So.	1L	Tampa, Fla./Thomas Jefferson
13	Grant Coleman ^	CB	5-11	162	Fr.	HS	Reynoldsburg, Ohio/Reynoldsburg	21	Rod Moore	CB	5-10	176	Jr.	JC	Bastrop, La./Bastrop/East Mississippi CC
16	Michael Colosimo ^	QB	6-3	216	Jr.	HS	Fort Mitchell, Ky./Beachwood	82	Max Morrison *	WR	6-1	173	So.	1L	Kenton, Ohio/Kenton
+ 3	Bennie Coney *	QB	6-3	216	Fr.	RS	Plant City, Fla./Plant City	92	Silverberry Mouhon *	DE	6-4	248	So.	1L	Norcross, Ga./Norcross
+ 35	Dylan Coombs ^ *	CB	6-1	182	Fr.	RS	Cincinnati, Ohio/Colerain	74	Justin Murray *	OL	6-5	294	So.	SQ	Cincinnati, Ohio/Sycamore
+ 19	Derek Cox * ^	DB	6-3	182	Jr.	SQ	Mason, Ohio/Mason	66	David Niehaus ^	OL	6-1	288	Fr.	HS	Cincinnati, Ohio/Colerain
+ 23	Lindsay Crook %	LB	6-2	222	Fr.	HS	Gold Coast, Australia/Southport School	39	Kyle Nutter ^	FB	5-11	230	Fr.	HS	Genoa, Ohio/Genoa
89	Korey Cunningham	DE	6-5	254	Fr.	HS	Montevallo, Ala./Montevallo	50	Alex Pace *	DT	6-2	282	Fr.	RS	Cleveland, Ohio/Ginn Academy
79	Andre Cureton *	OL	6-6	310	Sr.	SQ	Indianapolis, Ind./Pike	12	Leviticus Payne	CB	5-9	183	So.	1L	Southfield, Mich./Southfield
91	Adam Dempsey	DT	6-2	285	Sr.	1L	Fort Thomas, Ky./Highlands	96	Josh Posley	DE	6-1	252	So.	1L	Indianapolis, Ind./Warren Central
65	Connor Donmini ^ *	DL	5-10	293	So.	SQ	Dayton, Ohio/Centerville	20	Rob Rice ^ *	RB	5-10	182	So.	SQ	Cincinnati, Ohio/McNicholas
30	Darren Doston	S	6-2	195	Jr.	JC	Daytona Beach, Fla./Seabreeze/College of the Sequoias		Josh Richardson #	CB	5-11	160	Fr.	HS	Powell, Ohio/Olentangy Liberty
81	DJ Dowdy *	TE	6-4	241	Fr.	RS	Akron, Ohio/North	+ 35	Josh Russ * %	TE	6-5	240	Jr.	SQ	Elyria, Ohio/Elyria Catholic
+ 11	Deven Drane	CB	5-11	187	Sr.	3L	Plantation, Fla./Plantation	75	Kevin Schloemer * %	OL	6-7	312	Jr.	1L	Liberty Township, Ohio/Lakota West
22	Zach Edwards	S	5-11	186	Fr.	HS	Middletown, Ohio/Middletown	63	Dan Sprague * %	OL	6-3	290	Sr.	1L	Worthington, Ohio/Kilbourne
78	Parker Ehinger *	OL	6-7	292	So.	1L	Rockford, Mich./Rockford	+ 48	Matt Staubach ^ *	TE	6-5	241	So.	SQ	Cincinnati, Ohio/McNicholas
+ 36	Marcus Foster * %	S	6-1	204	Fr.	RS	Troy, Ohio/Troy	94	Jordan Stepp *	DT	6-1	285	Sr.	3L	Indianapolis, Ind./Ben Davis
55	Andrew Gantz ^	K	5-9	158	Fr.	HS	Dayton, Ohio/Centerville	64	Will Steur ^	OL	6-4	303	Fr.	HS	Cincinnati, Ohio/Madeira
9	Sam Geraci ^ %	P	6-2	212	Fr.	HS	Cincinnati, Ohio/Moeller	+ 36	Kyle Taubenheim ^	RB	5-10	160	Jr.	SQ	Proctorville, Ohio/Fairland
+ 37	Jacob Giltrow ^ *	WR	6-0	190	Jr.	SQ	West Chester, Ohio/Lakota West	43	Nick Temple	LB	5-10	218	Jr.	2L	Indianapolis, Ind./Warren Central
+ 47	Trevor Ginn ^	LB	6-0	205	Fr.	HS	Cincinnati, Ohio/Elder	33	Solomon Tentman *	LB	6-2	237	Jr.	2L	Cincinnati, Ohio/Roger Bacon
42	Jared Golden ^	FB	6-1	240	So.	1L	Gallipolis, Ohio/Gallia Academy		Dionne Threweatt-Vassar ^ #	CB	5-10	190	Jr.	HS	Westerville, Ohio/South
17	Jeremy Graves	WR	6-2	190	So.	1L	Cleveland, Ohio/Maple Heights	+ 5	Mike Tyson	S	6-2	200	Fr.	HS	Norfolk, Va./Lake Taylor/Hargrave Military
+ 7	Tion Green	RB	6-0	220	So.	1L	Sanford, Fla./Lake Brantley	+ 47	Jon Vincent ^	LS	6-2	210	Fr.	HS	Loveland, Ohio/Loveland
52	Beau Harmon ^	DT	6-3	255	Fr.	HS	Bellefontaine, Ohio/Ben Logan	98	Chad West *	DE	6-6	262	So.	SQ	Perry, Ohio/Perry
93	Brad Harrah *	DE	6-5	258	Jr.	1L	Marion, Ohio/Marion Pleasant	+ 19	Shaq Washington	WR	5-9	174	Jr.	1L	Maple Hts., Ohio/Maple Hts.
87	Javon Harrison %	WR	6-1	200	Fr.	HS	Dayton, Ohio/Huber Hts. Wayne	+ 3	Howard Wilder	CB	5-11	180	Jr.	JC	Sea Pleasant, Md./Eleanor Roosevelt/Pierce College
95	Terrell Hartsfield	DE	6-3	246	Jr.	JC	Raleigh, N.C./Rolesville/Copiah-Lincoln CC	+ 23	Hosey Williams	RB	5-9	199	Jr.	JC	Miami, Fla./Southridge/ASA College
34	Tim Helton ^	WR	6-2	189	Fr.	HS	Chesterland, Ohio/NDCL	67	Kyle Williamson	OL	6-5	281	Fr.	HS	Madiera, Ohio/Madiera
32	Zach Higginbotham ^	LB	6-0	211	Fr.	HS	Cincinnati, Ohio/Country Day	61	Kirk Willis *	LS	6-2	231	So.	1L	Granville, Ohio/Granville
+ 41	Nick Hunt ^ *	K	5-7	179	Fr.	RS	Cincinnati, Ohio/McNicholas		Eric Wilson #	LB	6-2	205	Fr.	TR	Redford, Mich./Thurston/Northwestern
+ 41	Kevin Hyland ^ *	LB	6-2	230	So.	SQ	Cincinnati, Ohio/Elder	56	Mark Wilson	DE	6-3	225	Fr.	HS	Hampton, Va./Phoebus
58	Dwight Jackson ^	DL	6-1	213	So.	1L	Miami, Fla./Central	8	Adrian Witty *	S	5-10	187	Jr.	2L	Deerfield Beach, Fla./Deerfield Beach
85	Travis Johnson %	TE	6-4	249	Fr.	HS	Tampa, Fla./Jesusit								
+ 25	Tshumbi Johnson %	CB	5-11	175	Fr.	HS	Immokalee, Fla./Immokalee								

+ - Double Number; ^ - Walk-On; * - Utilized redshirt year; % - Out for the season; # - Not eligible due to NCAA transfer regulations.

2013 UNIVERSITY OF CINCINNATI FOOTBALL

ROSTER BY POSITION

CORNERBACKS							67 Kyle Williamson				OL	6-5	281	Fr.	HS	Madiera, Ohio/Madiera							
No.	Name	Pos.	Ht.	Wt.	Cl.	Ex.	Hometown/High School/Last School							69 Dominic Mainello ^ *	OL	6-3	280	Jr.	SQ	Fort Mitchell, Ky./Beechwood			
+	3 Howard Wilder	CB	5-11	180	Jr.	JC	Sea Pleasant, Md./Eleanor Roosevelt/Pierce College							71 Eric Lefeld *	OL	6-6	309	Jr.	2L	Coldwater, Ohio/Coldwater			
+	7 Aaron Brown	CB	5-11	172	Fr.	HS	Miami, Fla./Northwestern							72 Garrett Campbell ^	OL	6-5	308	Fr.	HS	Cincinnati, Ohio/St. Xavier			
+	11 Deven Drane	CB	5-11	187	Sr.	3L	Plantation, Fla./Plantation							73 Ryan Leahy *	OL	6-6	282	Fr.	RS	Cincinnati, Ohio/LaSalle			
	12 Leviticus Payne	CB	5-9	183	So.	1L	Southfield, Mich./Southfield							74 Justin Murray *	OL	6-5	294	So.	SQ	Cincinnati, Ohio/Sycamore			
	13 Grant Coleman ^	CB	5-11	162	Fr.	HS	Reynoldsburg, Ohio/Reynoldsburg							75 Kevin Schloemer * %	OL	6-7	312	Jr.	1L	Liberty Township, Ohio/Lakota West			
+	19 Derek Cox * ^	CB	6-3	182	Jr.	SQ	Mason, Ohio/Mason							76 Austen Bujnoch * %	OL	6-5	290	Sr.	3L	Cincinnati, Ohio/Elder			
	21 Rod Moore	CB	5-10	176	Jr.	JC	Bastrop, La./Bastrop/East Mississippi CC							78 Parker Ehinger *	OL	6-7	292	So.	1L	Rockford, Mich./Rockford			
+	25 Tshumbi Johnson %	CB	5-11	175	Fr.	HS	Immokalee, Fla./Immokalee							79 Andre Cureton *	OL	6-6	310	Sr.	SQ	Indianapolis, Ind./Pike			
+	35 Dylan Coombs ^ *	CB	6-1	182	Fr.	RS	Cincinnati, Ohio/Colerain							Tyreek Burwell ^ #				OL	6-5	286	Sr.	TR	Huntington Strn, NY/Walt Whitman/SUNY Cortland
	Josh Richardson #	CB	5-11	160	Fr.	HS	Powell, Ohio/Olentangy Liberty																
	Dionne Threweatt-Vassar ^ #	CB	5-10	190	Jr.	HS	Westerville, Ohio/South																
DEFENSIVE ENDS																							
No.	Name	Pos.	Ht.	Wt.	Cl.	Ex.	Hometown/High School/Last School																
56	Mark Wilson	DE	6-3	225	Fr.	HS	Hampton, Va./Phoebus																
58	Dwight Jackson ^	DE	6-1	213	So.	1L	Miami, Fla./Central																
83	Chris Burton	DE	6-3	272	Fr.	HS	Danville, Va./George Washington																
89	Korey Cunningham	DE	6-5	254	Fr.	HS	Montevallo, Ala./Montevallo																
92	Silverberry Mouhon *	DE	6-4	248	So.	1L	Norcross, Ga./Norcross																
93	Brad Harrah *	DE	6-5	258	Jr.	1L	Marion, Ohio/Marion Pleasant																
95	Terrell Hartsfield	DE	6-3	246	Jr.	JC	Raleigh, N.C./Rolesville/Copiah-Lincoln CC																
96	Josh Posley	DE	6-1	252	So.	1L	Indianapolis, Ind./Warren Central																
98	Chad West *	DE	6-6	262	So.	SQ	Perry, Ohio/Perry																
99	Jerrell Jordan	DE	6-3	248	Jr.	JC	Altavista, Va./Altavista/Copiah-Lincoln CC																
DEFENSIVE TACKLES																							
No.	Name	Pos.	Ht.	Wt.	Cl.	Ex.	Hometown/High School/Last School																
46	Mitch Meador *	DT	6-4	290	Sr.	3L	Greenwood, Ind./Whiteland Community																
50	Alex Pace *	DT	6-2	282	Fr.	RS	Cleveland, Ohio/Ginn Academy																
52	Beau Harmon ^	DT	6-3	255	Fr.	HS	Bellefontaine, Ohio/Ben Logan																
65	Connor Donnini ^ *	DT	5-10	293	So.	SQ	Dayton, Ohio/Centerville																
70	Brandon Mitchell *	DT	6-2	308	So.	SQ	Cincinnati, Ohio/Withrow																
90	Cameron Beard *	DT	6-5	287	Jr.	2L	Indianapolis, Ind./Cathedral																
91	Adam Dempsey	DT	6-2	285	Sr.	1L	Fort Thomas, Ky./Highlands																
94	Jordan Stepp *	DT	6-1	285	Sr.	3L	Indianapolis, Ind./Ben Davis																
97	Marques Aiken	DT	6-5	275	Sr.	TR	Lauderhill, Fla./Boyd Anderson/Marshall																
SAFETIES																							
No.	Name	Pos.	Ht.	Wt.	Cl.	Ex.	Hometown/High School/Last School																
+	5 Mike Tyson	S	6-2	200	Fr.	HS	Norfolk, Va./Lake Taylor/Hargrave Military																
	8 Adrian Witty *	S	5-10	187	Jr.	2L	Deerfield Beach, Fla./Deerfield Beach																
	22 Zach Edwards	S	5-11	186	Fr.	HS	Middletown, Ohio/Middletown																
+	25 Arryn Chenault	S	6-0	208	Sr.	3L	Cincinnati, Ohio/Fairfield																
	27 Drake Bruns * %	S	6-0	201	Fr.	RS	Fort Thomas, Ky./Highlands																
	29 Andre Jones *	S	6-1	197	Fr.	RS	Cincinnati, Ohio/Colerain																
	30 Darren Doston	S	6-2	195	Jr.	JC	Daytona Beach, Fla./Seabreeze/College of the Sequoias																
+	36 Marcus Foster * %	S	6-1	204	Fr.	RS	Troy, Ohio/Troy																
LINEBACKERS																							
No.	Name	Pos.	Ht.	Wt.	Cl.	Ex.	Hometown/High School/Last School																
+	23 Lindsay Crook %	LB	6-2	222	Fr.	HS	Gold Coast, Australia/Southport School																
	32 Zach Higginbotham ^	LB	6-0	211	Fr.	HS	Cincinnati, Ohio/Country Day																
	33 Solomon Tentman *	LB	6-2	237	Jr.	2L	Cincinnati, Ohio/Roger Bacon																
	38 Mason Antoun ^ *	LB	6-1	225	So.	SQ	Cincinnati, Ohio/Reading																
	40 Kevin Brown	LB	6-1	206	So.	1L	Indianapolis, Ind./Lawrence Central																
+	41 Kevin Hyland ^ *	LB	6-2	230	So.	SQ	Cincinnati, Ohio/Elder																
	43 Nick Temple	LB	5-10	218	Jr.	2L	Indianapolis, Ind./Warren Central																
	44 Corey Mason ^ *	LB	6-3	230	Jr.	SQ	Cincinnati, Ohio/Elder																
	45 Ey'Shawn McClain *	LB	6-1	234	Fr.	RS	Jacksonville, Fla./Raines																
+	47 Trevor Ginn ^	LB	6-0	205	Fr.	HS	Cincinnati, Ohio/Elder																
+	48 Jeff Luc *	LB	6-1	251	Jr.	TR	Port St. Lucie, Fla./Treasure Coast/Fla. St.																
	51 Greg Blair	LB	6-2	252	Sr.	1L	Pittsburgh, Pa./Schenley/Lackawanna CC																
	53 Franklin Brusciannelli ^ *	LB	6-0	221	Fr.	RS	Woodridge, Ill./Montini Catholic																
	57 Clemente Casseus ^	LB	6-1	227	Jr.	1L	Miami Fla./Everglades																
	Eric Wilson #	LB	6-2	205	Fr.	TR	Redford, Mich./Thurston/Northwestern																
OFFENSIVE LINE																							
No.	Name	Pos.	Ht.	Wt.	Cl.	Ex.	Hometown/High School/Last School																
59	Deyshawyn Bond *	OL	6-2	287	Fr.	RS	Indianapolis, Ind./Warren Central																
60	Sam Longo ^ * %	OL	6-5	305	Sr.	1L	Spring Valley, Ohio/Bellbrook/Ohio State																
62	Cory Keebler *	OL	6-7	294	Jr.	2L	Liberty Township, Ohio/Lakota East																
63	Dan Sprague * %	OL	6-3	290	Sr.	1L	Worthington, Ohio/Kilbourne																
64	Will Steur ^	OL	6-4	303	Fr.	HS	Cincinnati, Ohio/Madeira																
66	David Niehaus ^	OL	6-1	288	Fr.	HS	Cincinnati, Ohio/Colerain																
FULLBACKS																							
No.	Name	Pos.	Ht.	Wt.	Cl.	Ex.	Hometown/High School/Last School																
+	37 Ej Junior IV *	FB	6-0	222	Fr.	RS	Middletown, Ohio/Middletown																
	39 Kyle Nutter ^	FB	5-11	230	Fr.	HS	Genoa, Ohio/Genoa																
	42 Jared Golden ^	FB	6-1	240	So.	1L	Gallipolis, Ohio/Gallia Academy																
QUARTERBACKS																							
No.	Name	Pos.	Ht.	Wt.	Cl.	Ex.	Hometown/High School/Last School																
+	3 Bennie Coney *	QB	6-3	216	Fr.	RS	Plant City, Fla./Plant City																
	4 Munchie Legaux %	QB	6-5	200	Sr.	3L	New Orleans, La./Edna Karr																
	10 Jordan Luallen *	QB	6-3	240	Sr.	2L	Greenwood, Ind./Center Grove/Ga. Tech																
+	11 Brendon Kay *	QB	6-4	228	Sr.	1L	Marine City, Mich./Marine City																
	16 Michael Colosimo ^	QB	6-3	216	Jr.	HS	Fort Mitchell, Ky./Beachwood																
	Gunner Kiel * #	QB	6-4	208	So.	TR	Columbus, Ind./East/Notre Dame																
RUNNING BACKS																							
No.	Name	Pos.	Ht.	Wt.	Cl.	Ex.	Hometown/High School/Last School																
1	Ralph David Abernathy IV	RB	5-7	161	Jr.	2L	Atlanta, Ga./Westminster School																
+	7 Tion Green	RB	6-0	220	So.	1L	Sanford, Fla./Lake Brantley																
+	18 Chamoda Kennedy-Palmore ^	RB	5-8	180	Fr.	HS	Liberty Township, Ohio/Lakota East																
	20 Rob Rice ^ *	RB	5-10	182	So.	SQ	Cincinnati, Ohio/McNicholas																
+	23 Hosey Williams	RB	5-9	199	Jr.	JC	Miami, Fla./Southridge/ASA College																
+	36 Kyle Taubenheim ^	RB	5-10	160	Jr.	SQ	Proctorville, Ohio/Fairland																
	49 Anthony King ^ *	RB	5-11	219	Jr.	2L	Chicago, Ill./Ayersville																
TIGHT ENDS																							
No.	Name	Pos.	Ht.	Wt.	Cl.	Ex.	Hometown/High School/Last School																
+	18 Tyler Cogswell	TE	6-4	248	Fr.	HS	Plantation, Fla./American Heritage																
+	35 Josh Russ * %	TE	6-5	240	Jr.	SQ	Elyria, Ohio/Elyria Catholic																
+	48 Matt Staubach ^ *	TE	6-5	241	So.	SQ	Cincinnati, Ohio/McNicholas																
	81 DJ Dowdy *	TE	6-4	241	Fr.	RS	Akron, Ohio/North																
	85 Travis Johnson %	TE	6-4	249	Fr.	HS	Tampa, Fla./Jesuit																
	86 Blake Annen *	TE	6-5	250	Sr.	3L	Upper Arlington , Ohio/Upper Arlington																
WIDE RECEIVERS																							
No.	Name	Pos.	Ht.	Wt.	Cl.	Ex.	Hometown/High School/Last School																
2	Mekale McKay	WR	6-6	195	So.	TR	Louisville, Ky./Moore/Arkansas																
+	5 Mark Barr %	WR	6-1	163	Fr.	HS	Fort Lauderdale, Fla./St. Thomas Aquinas																
	6 Anthony McClung	WR	6-0	177	Sr.	3L	Indianapolis, Ind./Pike																
	15 Chris Moore *	WR	6-1	190	So.	1L	Tampa, Fla./Thomas Jefferson																
	17 Jeremy Graves	WR	6-2	190	So.	1L	Cleveland, Ohio/Maple Heights																
+	19 Shaq Washington	WR	5-9	174	Jr.	1L	Maple Hts., Ohio/Maple Hts.																
+	24 Chris Burrell ^ * %	WR	5-6	160	Jr.	SQ	Westwood, N.J./Don Bosco/Temple																
	30 Chad Banschbach ^	WR	5-9	185	Fr.	HS	Lawrenceburg, Ind./Lawrenceburg																
	34 Tim Helton ^	WR	6-2	189	Fr.	HS	Chesterland, Ohio/NDCL																
+	37 Jacob Giltrow ^ *	WR	6-0	190	Jr.	SQ	West Chester, Ohio/Lakota West																
	80 Alex Chisum %	WR	6-3	195	Jr.	2L	Fayetteville, Ga./Sandy Creek																
	82 Max Morrison *	WR	6-1	173	So.	1L	Kenton, Ohio/Kenton																
	84 Nate Cole *	WR	6-1	193	Fr.	RS	Memphis, Tenn./Mitchell																
	87 Javon Harrison %	WR	6-1	200	Fr.	HS	Dayton, Ohio/Huber Hts. Wayne																
	88 Shakim Alonzo *	WR	6-4	218	Fr.	RS	Pittsburgh, Pa./Woodland Hills																
SPECIALISTS																							
No.	Name	Pos.	Ht.	Wt.	Cl.	Ex.	Hometown/High School/Last School																
9	Sam Geraci ^ %	P	6-2	212	Fr.	HS	Cincinnati, Ohio/Moeller																
	14 Tony Miliano *	K	6-2	186	Jr.	2L	North Bend, Ohio/Elder																
+	24 John Lloyd ^ *	P	6-2	237	Jr.	SQ	Cincinnati, Ohio/CHCA																
+	41 Nick Hunt ^ *	K	5-7	179	Fr.	RS	Cincinnati, Ohio/McNicholas																
+	47 Jon Vincent ^	LS	6-2	210	Fr.	HS	Loveland, Ohio/Loveland																
	55 Andrew Gantz ^	K	5-9	158	Fr.	HS	Dayton, Ohio/Centerville																
	61 Kirk Willis *	LS	6-2	231	So.	1L	Granville, Ohio/Granville																
+ - Double Number; ^ - Walk-On; * - Utilized redshirt year; % - Out for the season; # - Not eligible due to NCAA transfer regulations.																							

2013 UNIVERSITY OF CINCINNATI FOOTBALL

DEPTH CHART

OFFENSE							DEFENSE							NUMERICAL ROSTER			
LT	71	Eric Lefeld	6-6	309	Jr.	2L	DE	92	Silverberry Mouhon	6-4	248	So.	1L	1	Ralph David Abernathy IV		RB
	62	Cory Keebler	6-7	294	Jr.	2L		99	Jerrell Jordan	6-3	248	Jr.	JC	2	Mekale McKay		WR
LG	76	Austen Bujnoch	6-5	290	Sr.	3L	DT	94	Jordan Stepp	6-1	285	Sr.	3L	3	Bennie Coney		QB
	75	Kevin Schloemer	6-7	312	Jr.	1L		97	Marques Aiken	6-5	275	Sr.	TR	3	Howard Wilder		CB
C	59	Deyshawn Bond	6-2	287	Fr.	RS	DT	91	Adam Dempsey	6-2	285	Sr.	1L	5	Mike Tyson		S
	69	Dominic Mainello	6-3	280	Jr.	SQ		70	Brandon Mitchell	6-2	308	So.	SQ	6	Anthony McClung		WR
RG	60	Sam Longo	6-5	305	Sr.	1L	DE	95	Terrell Hartsfield	6-3	246	Jr.	JC	7	Tion Green		RB
	79	Andre Cureton	6-6	310	Sr.	SQ		93	Brad Harrah	6-5	258	Jr.	1L	8	Adrian Witty		S
RT	78	Parker Ehinger	6-7	292	So.	1L	SLB	43	Nick Temple	5-10	218	Jr.	2L	10	Jordan Luallen		FB
	74	Justin Murray	6-5	294	So.	SQ		44	Corey Mason	6-3	230	Jr.	SQ	11	Deven Drane		CB
TE	86	Blake Annen	6-5	250	Sr.	3L	MLB	51	Greg Blair	6-2	252	Sr.	1L	11	Brendon Kay		QB
	81	DJ Dowdy	6-4	241	Fr.	RS		33	Solomon Tentman	6-2	237	Jr.	2L	12	Leviticus Payne		CB
WR	82	Max Morrison	6-1	173	So.	1L	WLB	48	Jeff Luc	6-1	251	Jr.	TR	13	Grant Coleman		CB
	2	Mekale McKay	6-6	195	So.	TR		57	Clemente Casseus	6-1	227	Jr.	1L	14	Tony Miliano		K
WR	19	Shaq Washington	5-9	174	Jr.	1L	CB	11	Deven Drane	5-11	187	Sr.	3L	15	Chris Moore		WR
	6	Anthony McClung	6-0	177	Sr.	3L		12	Leviticus Payne	5-9	183	So.	1L	16	Michael Colosimo		QB
WR	15	Chris Moore	6-1	190	So.	1L	S	22	Zach Edwards	5-11	186	Fr.	HS	17	Jeremy Graves		WR
	17	Jeremy Graves	6-2	190	So.	1L		8	Adrian Witty	5-10	187	Jr.	2L	19	Shaq Washington		WR
QB	11	Brendon Kay	6-4	228	Sr.	1L	S	25	Arryn Chenault	6-0	208	Sr.	3L	20	Rob Rice		RB
	10	Jordan Luallen	6-3	240	Sr.	2L		7	Mike Tyson	6-2	200	Fr.	HS	21	Rod Moore		CB
RB	1	Ralph David Abernathy IV	5-7	161	Jr.	2L	CB	3	Howard Wilder	5-11	180	Jr.	JC	22	Zach Edwards		S
	7	Tion Green	6-0	220	So.	1L		21	Rod Moore	5-10	176	Jr.	JC	23	Hosey Williams		RB
FB	42	Jared Golden	6-1	240	So.	1L								24	John Lloyd		P
	39	Kyle Nutter	5-11	230	Fr.	HS								25	Arryn Chenault		S
													29	Andre Jones		S	
													30	Darren Doston		S	
													33	Solomon Tentman		LB	
													36	Marcus Foster		S	
													37	EJ Junior IV		FB	
													38	Mason Antoun		LB	
													39	Kyle Nutter		FB	
													40	Kevin Brown		LB	
													41	Kevin Hyland		LB	
													42	Jared Golden		FB	
													43	Nick Temple		LB	
													44	Corey Mason		LB	
													46	Mitch Meador		DT	
													48	Jeff Luc		LB	
													49	Anthony King		RB	
													50	Alex Pace		DT	
													51	Greg Blair		LB	
													55	Andrew Gantz		K	
													57	Clemente Casseus		LB	
													59	Deyshawn Bond		OL	
													60	Sam Longo		OL	
													61	Kirk Willis		LS	
													62	Cory Keebler		OL	
													69	Dominic Mainello		OL	
													70	Brandon Mitchell		DT	
													71	Eric Lefeld		OL	
													73	Ryan Leahy		OL	
													74	Justin Murray		OL	
													75	Kevin Schloemer		OL	
													76	Austen Bujnoch		OL	
													78	Parker Ehinger		OL	
													79	Andre Cureton		OL	
													80	Alex Chisum		WR	
													81	DJ Dowdy		TE	
													82	Max Morrison		WR	
													84	Nate Cole		WR	
													86	Blake Annen		TE	
													88	Shakim Alonzo		WR	
													90	Cameron Beard		DT	
													91	Adam Dempsey		DT	
													92	Silverberry Mouhon		DE	
													93	Brad Harrah		DE	
													94	Jordan Stepp		DT	
													95	Terrell Hartsfield		DE	
													96	Josh Posley		DE	
													97	Marques Aiken		DT	
													98	Chad West		DE	
													99	Jerrell Jordan		DE	

TOMMY TUBERVILLE

HEAD COACH



FIRST SEASON AT CINCINNATI • 18TH SEASON OVERALL (140-80/.635) • SOUTHERN ARKANSAS '76

THE TUBERVILLE FILE



PERSONAL INFORMATION

Birthdate: September 18, 1954
Hometown: Camden, Ark.
Wife: The former Suzanne Fette of Guilford, Ind.
Children: Thomas Tucker, Troy Allen
Education: Southern Arkansas (B.S., 1976)

PLAYING CAREER

1972-76 Southern Arkansas (Free Safety; Golf Team member)
1968-72 Harmony Grove High School (Camden, Ark.)

COACHING CAREER

Year	School	Position
1980-84	Arkansas State	Defensive Line/Linebackers
1986-92	Miami (Fla.)	Defensive Line/Linebackers
1993	Miami (Fla.)	Defensive Coordinator
1994	Texas A&M	Defensive Coordinator
1995-98	Ole Miss	Head Coach
1999-08	Auburn University	Head Coach
2010-12	Texas Tech University	Head Coach
2013-	Cincinnati	Head Coach

CHAMPIONSHIPS

Year	School	Championship
1987	Miami (Fla.)	National
1989	Miami (Fla.)	National
1991	Miami (Fla.)	National/BIG EAST
1992	Miami (Fla.)	BIG EAST
2000	Auburn	SEC West
2002	Auburn	SEC West
2004	Auburn	SEC
2005	Auburn	SEC West

BOWLS COACHED IN

Year	School	Bowl
1986	Miami (Fla.)	Fiesta
1987	Miami (Fla.)	Orange
1988	Miami (Fla.)	Orange
1989	Miami (Fla.)	Sugar
1990	Miami (Fla.)	Cotton
1991	Miami (Fla.)	Orange
1992	Miami (Fla.)	Sugar
1993	Miami (Fla.)	Fiesta
1997	Ole Miss	Motor City
1998	Ole Miss	Independence
2000	Auburn	Citrus
2001	Auburn	Peach
2002	Auburn	Capital One
2003	Auburn	Music City
2004	Auburn	Sugar
2005	Auburn	Capital One
2006	Auburn	Cotton
2007	Auburn	Chick-fil-A
2010	Texas Tech	TicketCity.com
2012	Texas Tech	Meineke Car Care of Texas
2013	Cincinnati	Belk

Tommy Tuberville, a 17-year head coaching veteran, was named the 41st football head coach at the University of Cincinnati on Dec. 8, 2012.

Tuberville, widely regarded as one of the top coaches and recruiters in college football, comes to UC after three years at Texas Tech.

In three seasons in Lubbock, Tuberville led the Red Raiders to a 20-17 mark and a pair of bowl appearances. In 17 seasons as a head coach, he holds a 140-80 career record.

He coached one of the nation's best offenses in 2012 as the Red Raiders finished the regular season ranked No. 2 in passing offense (361.9 ypg), No. 7 in passing efficiency (157.51 rtg), No. 21 in total offense (501.4 ypg) and No. 16 in scoring offense, averaging 37.8 points per game. Tech finished with a 7-5 mark and played in the 2012 Meineke Car Care Bowl of Texas.

Texas Tech was one of the nation's most improved defenses in 2012, ranking No. 22 in pass defense and surrendering less than 200 yards passing per game (195.8). That defense held than No. 5/4 West Virginia, one of the nation's most prolific offenses, to its lowest point total of the 2012 season in a 59-14 Red Raiders win.

In 10 seasons at Auburn (1999-2008), Tuberville led the Tigers to 85 overall wins, which ranks fourth in school history. The Tigers also won 49 Southeastern Conference games, a number that is the fourth-best mark in the SEC. Tuberville led Auburn to seven-straight bowl appearances, including New Year's Day bowl games in four of those years.

In 2004, Tuberville led Auburn to its best season ever as the Tigers won a school-record 13 games and captured the SEC Championship and the NOKIA Sugar Bowl title. Auburn won its first conference title since 1989, including its first outright championship since 1987. Auburn defeated five top 15 teams, becoming just the 10th NCAA Division I-A team to finish 13-0 or better. The Tigers earned their first ever berth in a Bowl Championship Series game and defeated Virginia Tech, 16-13 in the Sugar Bowl. For his efforts, Tuberville was named the AFCA, Associated Press, Paul "Bear" Bryant, FCA, SEC and Walter Camp Coach of the Year.

Tuberville built an Auburn program that excelled both on and off the field. Players flourished under Tuberville's guidance as Auburn earned 36 first-team All-Southeastern Conference awards, eight All-America honors, 26 SEC All-Freshmen accolades, 57 SEC Player of the Week honors, two SEC Player of the Year awards, two Jacobs Awards presented annually to the league's top blocker and one Most Valuable Player of the SEC Championship game.

TUBERVILLE'S HEAD COACHING RECORD

Year	School	Conference	Overall
1995-98	Ole Miss	25-20	25-20
1999-08	Auburn	51-29	85-40
2010-12	Texas Tech	9-17	21-17
2013-	Cincinnati	6-2	9-3
TOTALS		91-68 (.570)	140-80 (.635)

Tuberville is currently on the Board of Trustees of the American Football Coaches Association. For his numerous achievements during his career, he was inducted into the Arkansas Sports Hall of Fame in February, 2008.

In May 2008, he participated in the inaugural Armed Forces Entertainment Coaches Tour in the Middle East with fellow college coaches Mark Richt of Georgia, Randy Shannon of Miami (Fla.), Jack Siedlecki of Yale and Charlie Weis of Notre Dame.

With a mission to help boost troop morale, the six-day tour made stops at military bases in Germany, Qatar, Bahrain, United Arab Emirates and a visit to the USS Nassau in the Persian Gulf.

A longtime supporter of the military, Tuberville has strong ties to the Wounded Warrior Project, hosting several games in recent years to benefit injured veterans.

Coaching stops at perennial college football powers University of Miami and Texas A&M and a four-year head coaching stint at the University of Mississippi gave him the background in building and maintaining a successful program.

During his time at Miami (1986-93) serving on the staffs of Jimmy Johnson and Dennis Erickson, Tuberville was a defensive coach on teams which won three national championships, posted an 87-9 record and played in nine consecutive New Year's Day bowls.

Tuberville began his collegiate coaching career at Arkansas State in 1980, coaching various segments of the Indians' defense over the next five seasons. During a five-year stay at Arkansas State, Tuberville coached defensive backs, nose guards and linebackers. During his final year at ASU, the Indians advanced to the second round of the NCAA Division I-AA playoffs.

He began his coaching career at Hermitage (Ark.) High School where he spent two years as an assistant and two as a head coach. After three straight four-win seasons, Tuberville guided HHS to a 7-3 mark in 1979 before moving to Arkansas State.

A 1976 graduate of Southern Arkansas University, Tuberville was a letterman at free safety and a two-year member of the golf team at SAU. He is a 1972 graduate of Harmony Grove High School in Camden, Ark.

Tuberville is married to the former Suzanne Fette of Guilford, Ind. They are the parents of two sons, Thomas Tucker, a walk-on QB at Auburn, and Troy Allen.

**1 • RALPH DAVID ABERNATHY IV**

RB • 5-7 • 161 • Jr. • 2L

ATLANTA, GA./WESTMINSTER SCHOOL

Had a touchdown in the season-opening win versus Purdue (08/31)...tallied 91 total all-purpose yards, including 52 rushing yards...ran for 47 yards and a touchdown in the road loss to Illinois (09/07)...accumulated 126 all-purpose yards, including 71 in the return game...rushed for 82 yards on nine carries in the victory over Northwestern State (09/14)...ran for a 90 yards on 24 carries, which are both season highs, in the road win over Miami (Ohio) (09/21)...had 38 rushing yards on four carries in the conference opener against USF (10/05)...had 101 return yards, including a season-long return of 38 yards, in the home victory over Temple (10/11)...rushed for 14 yards and had 51-return yards in the Homecoming win against UConn (10/19)...ran for 46 yards and touchdown in the road win over Memphis (10/30)...also accumulated 54-receiving yards on three receptions, including a season long of 32 yards...had 42 all-purpose yards against SMU (11/09)...garnered 56 all-purpose yards in the thumping of Rutgers (11/16)...had 24 rushing yards and 25 receiving yards in the win at Houston (11/23)...ran for a 15-yard touchdown in the overtime loss to Louisville (12/5).

ABERNATHY'S CAREER STATISTICS

RUSHING	G	ATT	YDS	TD	LG	AVG/C	AVG/G
2011	13	14	38	0	10	2.7	2.9
2012	13	69	366	3	52	5.3	28.2
2013	12	119	451	4	27	3.8	37.6
TOTAL	38	202	855	7	52	4.2	22.5

RECEIVING	G	REC	YDS	TD	LG	REC/G	AVG/C	AVG/G
2011	13	1	-4	0	0	0.1	-4.0	-0.3
2012	13	28	341	4	76	2.2	12.2	26.2
2013	12	21	154	0	32	1.8	7.3	12.8
TOTAL	38	50	491	4	76	1.3	9.8	12.9

KICK RETURNS	G	NO.	YDS	TD	LG	AVG/R	AVG/G
2011	13	39	1034	1	90	26.5	79.5
2012	13	32	801	0	58	25.0	61.6
2013	12	16	351	0	38	21.9	29.2
TOTAL	38	87	2186	1	90	25.1	57.5

**97 • MARQUES AIKEN**

DT • 6-5 • 275 • Sr. • TR

LAUDERHILL, FLA./BOYD ANDERSON/MARSHALL

Had two quarterback hurries in the season-opening win versus Purdue (08/31)...recorded five tackles, including one tackle for loss, in the road loss to Illinois (09/07)...garnered three tackles in the home victory over Northwestern State (09/14)...had one tackle in the road win over Miami (Ohio) (09/21)...recorded a tackle in the loss at USF (10/05)...posted two tackles and a pass breakup in the win against Temple (10/11)...had a pass breakup in the Homecoming victory versus UConn (10/19)...tallied two tackles in the road win over Memphis (10/30)...notched one assisted tackle versus SMU (11/09) and Rutgers (11/16)...garnered four tackles and a pass breakup in the win at Houston (11/23).

AIKEN'S CAREER STATISTICS

DEFENSE	G	UA	A	TOTAL	SACKS	YDS	TFL	YDS	FF	FR	PD	BLK
2010	9	4	11	15	1	3	1	3	0	1	1	0
2011	12	13	26	39	1	8	5.5	13	0	1	2	0
2012	12	14	23	37	3.0	10	6.5	27	1	0	1	2
2013	12	4	16	20	0.5	4	2.0	9	2	0	1	0
TOTAL	45	35	76	11	5.5	25	15.0	52	3	2	5	2

**88 • SHAKIM ALONZO**

WR • 6-4 • 218 • Fr. • RS

PITTSBURGH, PA./WOODLAND HILLS

Garnered his first career reception in the season-opening win versus Purdue (08/31)...recorded a 44-yard reception versus Northwestern State (09/14) for his first career touchdown...reeled in a 28-yard catch in the rout of Rutgers (11/16).

ALONZO'S CAREER STATISTICS

RECEIVING	G	REC	YDS	TD	LG	REC/G	AVG/C	AVG/G
2013	9	3	81	1	44	0.3	27.0	9.0
TOTAL	9	3	81	1	44	0.3	27.0	9.0

**86 • BLAKE ANNEN**

TE • 6-5 • 250 • Sr. • 3L

UPPER ARLINGTON, OHIO/UPPER ARLINGTON

Caught two passes for 21 yards and a touchdown in the season-opening win versus Purdue (08/31)...had one catch in the road loss to Illinois (09/07)...garnered one catch for 49 yards in the home victory over Northwestern State (09/14), which is a career long...had three catches in the road win against Miami (Ohio) (09/21)...brought in two passes in the league opener at USF (10/05)...caught three balls for a single-game career high 56 yards and a touchdown...had one catch versus Memphis (10/30), Rutgers (11/16) and Louisville (12/5).

ANNEN'S CAREER STATISTICS

RECEIVING	G	REC	YDS	TD	LG	REC/G	AVG/C	AVG/G
2010	11	0	0	0	0	0.0	0.0	0.0
2011	10	2	33	0	27	0.2	16.5	3.3
2012	10	1	2	0	2	0.1	2.0	0.2
2013	12	15	177	2	49	1.2	11.8	14.8
TOTAL	43	18	212	2	49	0.4	11.8	4.9

**51 • GREG BLAIR**

LB • 6-2 • 252 • Sr. • 1L

PITTSBURGH, PA./SCHENLEY/LACKAWANNA CC

Recorded three tackles, including one for a loss, and a pass breakup in the season-opening win against Purdue (08/31)...had a team-high 14 tackles and a pass breakup in the road loss to Illinois (09/07)...garnered four tackles in the home victory over Northwestern State (09/14)...tallied four tackles in the road win over Miami (Ohio) (09/21)...forced a fumble and accumulated seven tackles in the league opener at USF (10/05)...had nine tackles in the home win over Temple (10/11)...posted five tackles, including two and a half for a loss, in the Homecoming victory against UConn (10/19)...garnered five tackles in the road triumph versus Memphis (10/30)...accumulated 10 tackles in the home win over SMU (11/09)...had 10 tackles in the rout of Rutgers (11/16)...tallied seven tackles and a fumble recovery in the win at Houston (11/23)...led the team with 18 tackles in the overtime loss to Louisville (12/5).

BLAIR'S CAREER STATISTICS

DEFENSE	G	UA	A	Total	Sck	Yds	TFL	Yds	FF	FR	PD	Int
2011	1	1	0	1	0.0	0	1	3	0	0	0	0
2012	13	68	70	138	2.5	14	9	26	2	4	6	2
2013	12	42	54	96	1.0	14	6.5	33	3	1	1	0
TOTAL	26	111	124	235	3.5	28	16.5	62	11	3	2	2

**59 • DEYSHAWN BOND**

OL • 6-2 • 287 • Fr. • RS

INDIANAPOLIS, IND./WARREN CENTRAL

Second-Team Freshman All-America selection by CollegeFootballNews.com ... part of an offensive line unit that allowed only 12 sacks during the regular season, leading the American and tied for 11th best in the NCAA FBS ... Bearcats averaged 4.2 yards per carry and 168.5 yards per game on the ground, leading the American Athletic Conference ... UC also led the league in total offense, averaging 482.3 yards per game ... the Bearcats are on pace to be the most prolific offense in school history, totaling 5,788 yards and needing 30 yards of total offense in the Belk Bowl to surpass the previous record mark of 5,817 yards, set in 2009.

UPDATED PLAYER PROFILES

**76 • AUSTEN BUJNOCH**OL • 6-5 • 290 • Sr. • 3L
CINCINNATI, OHIO/ELDER

Part of an offensive line unit that allowed only 12 sacks during the regular season, leading the American and tied for 11th best in the NCAA FBS ... Bearcats averaged 4.2 yards per carry and 168.5 yards per game on the ground, leading the American Athletic Conference ... UC also led the league in total offense, averaging 482.3 yards per game ... the Bearcats are on pace to be the most prolific offense in school history, totaling 5,788 yards and needing 30 yards of total offense in the Belk Bowl to surpass the previous record mark of 5,817 yards, set in 2009 ... will miss the Belk Bowl after undergoing season-ending surgery on his foot after the Louisville game.

**57 • CLEMENTE CASSEUS**LB • 6-1 • 227 • Jr. • 1L
MIAMI FLA./EVERGLADES

Tallied five tackles in the season-opening win over Purdue (08/31)...had a tackle in the road loss to Illinois (09/07)...accumulated seven tackles in the home victory against Northwestern State (09/14)...posted a tackle in the home win versus Temple (10/11)...had three tackles in the Homecoming triumph over UConn (10/19)...garnered a tackle in the win against SMU (11/09)...tallied three tackles in the rout of Rutgers (11/16)...had four tackles in the overtime loss to Louisville (12/05).

CASSEUS' CAREER STATISTICS

DEFENSE	G	UA	A	TOTAL	SACKS	YDS	TFL	YDS	FF	FR	PD	INT
2011	2	5	3	8	-	-	2.0	2	-	-	-	-
2012	11	5	7	12	-	-	-	-	-	-	-	-
2013	12	9	16	25	-	-	0.0	0	0	0	0	0
TOTAL	25	19	26	45	-	-	2.0	2	0	0	0	0

**25 • ARRYN CHENAULT**S • 6-0 • 208 • Sr. • 3L
CINCINNATI, OHIO/FAIRFIELD

Recovered a fumble and recorded four tackles in the season-opening win over Purdue (08/31)...tallied six tackles and two pass breakups in the road loss to Illinois (09/07)...had five tackles, including one for a loss, in the home victory over Northwestern State (09/14)...garnered an interception and three tackles in the road win against Miami (Ohio) (09/21)...had two tackles in the league opener at USF (10/05)...accumulated five tackles in the home win over Temple (10/11)...posted a career high nine tackles in the Homecoming triumph versus UConn (10/19)...had two tackles in the road victory over Memphis (10/30)...garnered five tackles in the win against SMU (11/09)...tallied four tackles and a pass breakup in the rout of Rutgers (11/16)...had four tackles and two pass breakups in the victory at Houston (11/23)...posted four tackles in the overtime loss to Louisville (12/5).

CHENAULT'S CAREER STATISTICS

DEFENSE	G	UA	A	Total	Sacks	Yds	TFL	Yds	FF	FR	PD	Int
2010	8	4	2	6	0.0	0	0.0	0	0	0	0	0
2011	13	4	5	9	0.0	0	0.0	0	1	0	0	0
2012	12	32	17	49	0.0	0	1.5	2	6	0	1	3
2013	12	35	18	53	0.0	0	1.0	4	7	0	1	1
TOTAL	45	75	42	117	0.0	0	2.5	6	14	0	2	4

**10 • BENNIE CONEY**QB • 6-3 • 216 • Fr. • RS
PLANT CITY, FLA./PLANT CITY

Made first career appearance versus Northwestern State...was 5-for-5 for 60 yards and a touchdown...went 1-for-2 against UConn with an interception.

**79 • ANDRE CURETON**OL • 6-6 • 310 • Sr. • SQ
INDIANAPOLIS, IND./PIKE

Part of an offensive line unit that allowed only 12 sacks during the regular season, leading the American and tied for 11th best in the NCAA FBS ... Bearcats averaged 4.2 yards per carry and 168.5 yards per game on the ground, leading the American Athletic Conference ... UC also led the league in total offense, averaging 482.3 yards per game ... the Bearcats are on pace to be the most prolific offense in school history, totaling 5,788 yards and needing 30 yards of total offense in the Belk Bowl to surpass the previous record mark of 5,817 yards, set in 2009 ... will miss the Belk Bowl after undergoing season-ending surgery on his foot after the Louisville game.

**91 • ADAM DEMPSEY**DT • 6-2 • 285 • Sr. • 1L
FORT THOMAS, KY./HIGHLANDS

Had three tackles in the road loss to Illinois (09/07)...garnered three tackles in the win against Northwestern State (09/14)...accumulated four tackles, including one and a half for a sack, in the triumph over Miami (Ohio) (09/21)...posted four tackles, including a sack in the conference loss to USF (10/05)...had a sack in the victory against Temple (10/11)...tallied four tackles, including half a sack in the Homecoming win over UConn (10/19)...garnered four tackles, including a sack in the win against Memphis (10/30)...assisted on a tackle in the win over SMU (11/09)...helped on a tackle in the road win against Houston (11/23)...had two tackles in the loss to Louisville (12/05).

DEMPSEY'S CAREER STATISTICS

DEFENSE	G	UA	A	TOTAL	SACKS	YDS	TFL	YDS	FF	FR	PD	BLK
2011	2	0	0	0	0.0	0	0.0	0	0	0	0	0
2012	12	7	4	11	0.0	0	1.0	2	0	0	0	1
2013	12	16	11	27	3.5	20	8.0	33	1	0	0	0
TOTAL	26	23	15	38	3.5	20	9.0	35	1	0	0	1

**11 • DEVEN DRANE**CB • 5-11 • 187 • Sr. • 3L
PLANTATION, FLA./PLANTATION

Tallied two tackles in the season-opening win over Purdue (08/31)...had two tackles in the road loss to Illinois (09/07)...picked off a pass and returned it 38 yards in the victory at Miami (Ohio) (09/21)...recorded two tackles in the loss at USF (10/05)...accumulated a career-high eight tackles in Homecoming win over UConn (10/19)...also picked off a pass and returned it for 47 yards...had two tackles and an interception in the road win over Memphis (10/30)...garnered six tackles in the victory against SMU (11/09)...had a tackle versus Houston (11/23) and Louisville (12/05).

DRANE'S CAREER STATISTICS

DEFENSE	G	UA	A	TOT.	SACKS	YDS	TFL	YDS	FF	FR	PD	INT
2010	8	6	3	9	0.0	0	0.0	0	0	0	0	0
2011	13	30	12	42	0.0	0	2.0	3	12	0	1	3
2012	12	27	16	43	0.0	0	1.0	1	9	0	1	2
2013	11	16	8	24	0.0	0	1.0	2	8	0	0	3
TOTAL	44	79	39	118	0.0	0	4.0	6	29	0	2	8

**22 • ZACH EDWARDS**

S • 5-11 • 186 • Fr. • HS
MIDDLETOWN, OHIO/MIDDLETOWN

Tallied one tackle and forced a fumble in the season-opening win over Purdue (08/31)...recorded six tackles in the road loss to Illinois (09/07)...had four tackles and picked off first career interception in win against Northwestern State (09/14)...garnered one tackle versus Miami (Ohio) (09/21)...accumulated four tackles in the conference loss to USF (10/05)...tallied five tackles and an interception in the win against Temple (10/11)...posted six tackles in the Homecoming victory over UConn (10/19)...posted a career-high 11 tackles and recovered a fumble in the road win versus Memphis (10/30)...named American Defensive Player of the Week (11/04)...had seven tackles against SMU (11/09)...recorded nine tackles in the rout of Rutgers (11/16)...accumulated five tackles in the road victory over Houston (11/23)...garnered four tackles in the loss to Louisville (12/05).

EDWARDS' CAREER STATISTICS

DEFENSE	G	UA	A	TOT.	SACKS	YDS	TFL	YDS	FF	FR	PD	INT
2013	12	37	26	63	0.0	0	2.5	4	6	1	1	2
TOTAL	12	37	26	63	0.0	0	2.5	4	6	1	1	2

**78 • PARKER EHINGER**

OL • 6-7 • 292 • So. • 1L
ROCKFORD, MICH./ROCKFORD

Honorable Mention Sophomore All-America selection by CollegeFootballNews.com ... part of an offensive line unit that allowed only 12 sacks during the regular season, leading the American and tied for 11th best in the NCAA FBS ... Bearcats averaged 4.2 yards per carry and 168.5 yards per game on the ground, leading the American Athletic Conference ... UC also led the league in total offense, averaging 482.3 yards per game ... the Bearcats are on pace to be the most prolific offense in school history, totaling 5,788 yards and needing 30 yards of total offense in the Belk Bowl to surpass the previous record mark of 5,817 yards, set in 2009.

**7 • TION GREEN**

RB • 6-0 • 220 • So. • 1L
SANFORD, FLA./LAKE BRANTLEY

Rushed for 29 yards and a touchdown in the season-opening win over Purdue (08/31)...accumulated 66 yards and a touchdown in the home win versus Northwestern State (09/14)...ran for 30 yards and had one reception in the conference loss to USF (10/05)...compiled a career high 91 rushing yards and two touchdowns versus Temple (10/11)...had 38 rushing yards in the Homecoming win against UConn (10/19)...scored two rushing touchdowns in the road win over Memphis (10/30)...had a touchdown and 47 rushing yards versus SMU (11/09)...ran for 26 yards in the rout of Rutgers (11/16)...had 20 yards on the ground in the road win over Houston (11/23)...rumbled for 38 yards on nine carries in the overtime loss to Louisville (12/05).

GREEN'S CAREER STATISTICS

RUSHING	G	ATT	YDS	TD	LG	AVG/C	AVG/G
2012	7	16	70	1	23	4.4	10.0
2013	10	90	409	7	24	4.5	40.9
TOTAL	17	106	479	8	24	4.5	28.2

**93 • BRAD HARRAH**

DE • 6-5 • 258 • Jr. • 1L
MARION, OHIO/MARION PLEASANT

Tallied three tackles in the season-opening win over Purdue (08/31)...recorded five tackles, including two and a half that went for a loss, in the road loss to Illinois (09/07)...had three tackles in the conference loss to USF (10/05)...assisted on tackles versus Temple (10/11) and UConn (10/19)...garnered three tackles at Memphis (10/30)...recorded a sack in the win over SMU (11/09)...accumulated three tackles, including a sack, in the rout of Rutgers (11/16)...had two tackles for loss, including a sack, in road victory against Houston (11/23)...assisted on three tackles in the loss to Louisville (12/05).

HARRAH'S CAREER STATISTICS

DEFENSE	G	UA	A	TOTAL	SACKS	YDS	TFL	YDS	FF	FR	PD	INT
2011	5	2	0	2	0.0	0	1.0	1	0	0	0	0
2012	11	0	0	0	0.0	0	0.0	0	0	0	0	0
2013	12	13	12	25	4.0	17	10.0	50	0	0	0	0
TOTAL	28	15	12	27	4.0	17	11.0	51	0	0	0	0

**95 • TERRELL HARTSFIELD**

DE • 6-3 • 246 • Jr. • JC
RALEIGH, N.C./ROLESVILLE/COPIAH-LINCOLN CC

Recorded a tackle in the road loss at Illinois (09/07)...had three tackles versus Northwestern State (09/14)...tallied four tackles in the triumph over Miami (Ohio) (09/21)...assisted on two tackles in the win against Temple (10/11)...accumulated five tackles, including one and a half sacks versus UConn (10/19)...had a tackle against Memphis (10/30)...garnered three tackles in the win over SMU (11/09)...had a tackle at Houston (11/23) and versus Louisville (12/05).

HARTSFIELD'S CAREER STATISTICS

DEFENSE	G	UA	A	TOTAL	SACKS	YDS	TFL	YDS	FF	FR	PD	INT
2013	12	13	8	21	1.5	7	4.0	17	0	0	0	0
TOTAL	12	13	8	21	1.5	7	4.0	17	0	0	0	0

**29 • ANDRE JONES**

S • 6-1 • 197 • Fr. • RS
CINCINNATI, OHIO/COLERAIN

Garnered two tackles in the season-opening win over Purdue (08/31)...accumulated four tackles in the road loss to Illinois (09/07)...recorded five tackles in the win over Northwestern State (09/14)...had one tackle in the triumph against Miami (Ohio) (09/21)...assisted on a tackle in the UConn Homecoming win (10/19)...tallied three tackles during win at Memphis (10/30)...posted a career high six tackles in the rout of Rutgers (11/16).

JONES' CAREER STATISTICS

DEFENSE	G	UA	A	TOTAL	SACKS	YDS	TFL	YDS	FF	FR	PD	INT
2013	12	8	14	22	0.0	0	0.0	0	0	0	0	0
TOTAL	12	8	14	22	0.0	0	0.0	0	0	0	0	0

**99 • JERRELL JORDAN**

DE • 6-3 • 248 • Jr. • JC
ALTA VISTA, VA./ALTA VISTA/COPIAH-LINCOLN CC

Had a tackle in the road loss to Illinois (09/07)...assisted on a pair of tackles in the win over Northwestern State (09/14)...garnered two tackles in the rout of Rutgers (11/16)...assisted on a tackle in the win over Houston (11/23) and the loss to Louisville (12/05).

JORDAN'S CAREER STATISTICS

DEFENSE	G	UA	A	TOTAL	SACKS	YDS	TFL	YDS	FF	FR	PD	INT
2013	11	1	6	7	0.0	0	0.5	3	1	0	0	0
TOTAL	11	1	6	7	0.0	0	0.5	3	1	0	0	0

UPDATED PLAYER PROFILES

**11 • BRENDON KAY**

QB • 6-4 • 228 • Sr. • 1L
MARINE CITY, MICH./MARINE CITY

Went 4-for-5 for 59 yards in the season-opening win against Purdue (08/31)...recorded first career punt, which landed inside the 20...had six completions on 11 attempts for 74 yards in the road loss to Illinois (09/07)...threw for 275 yards and four touchdowns on 13-of-15 passing against Northwestern State (09/14)...tallied 171 passing yards and 30 rushing yards plus a touchdown in the triumph over Miami (Ohio) (09/21)...downed a punt inside the 20 yard line...tossed for 240 yards and three touchdowns while adding 28 rushing yards in the conference loss to USF (10/05)...had a career high 31 completions on 37 attempts for 270 yards and three total touchdowns, including one on the ground, in the win against Temple (10/11)...punted twice for an average of 53.5 yards with both being downed inside the 20 yard line, including a career long of 58 yards...named American Offensive Player of the Week (10/14)...tallied five total touchdown, including one rushing, and threw for 300 yards in the Homecoming win over UConn (10/19)...had 321 yards in the air and one touchdown in the win versus Memphis (10/30)...had a punt downed inside the 20...tossed for 299 yards and two touchdowns, including one for 62 yards, in the victory over SMU (11/09)...passed for 405 yards and four touchdowns, including a season-long 66-yard strike, in the rout of Rutgers (11/16)...punted twice for an average of 48.5 yards with one landing inside the 20...named one of the Manning Award's Eight Stars of the Week (11/18)...compiled a career high 406 passing yards with 29 completions on a career high 50 attempts, ran for 38 and tallied three total touchdowns in the win at Houston (11/23)...punted twice with one being downed inside the 20 yard line...threw for 304 yards, which made him the fourth quarterback in UC history to surpass 3,000 yards in a single season, and had a career high two rushing touchdowns in the loss to Louisville (12/05)...had one punt land inside the 20.

KAY'S CAREER STATISTICS

PASSING	G	Att	Cmp	Int	Yds	TD	Lg	Pct	Avg/P	Avg/G	Effc
2009	2	2	2	0	27	0	19	100.0	13.5	13.5	213.4
2010	1	6	3	0	20	0	9	50.0	3.3	20.0	78.0
2011	3	0	0	0	0	0	0	0.0	0.0	0.0	0.0
2012	11	138	87	2	1298	10	83	63.0	9.4	118.0	163.1
2013	12	360	247	11	3121	22	66	68.6	8.7	260.1	155.5
TOTAL	29	506	339	13	4466	32	83	67.0	8.8	154.0	156.9

RUSHING	G	ATT	YDS	TD	LG	AVG/C	AVG/G
2009	2	4	24	0	8	6.0	12.0
2010	1	2	14	0	7	7.0	14.0
2011	3	3	22	0	16	7.3	7.3
2012	11	48	306	2	40	6.4	27.8
2013	12	64	152	6	22	2.4	12.7
TOTAL	29	121	518	8	40	4.3	17.9

**71 • ERIC LEFELD**

OL • 6-6 • 309 • Jr. • 2L
COLDWATER, OHIO/COLDWATER

First-Team All-American Athletic Conference selection ... only unanimous selection on the all-league squad ... part of an offensive line unit that allowed only 12 sacks during the regular season, leading the American and tied for 11th best in the NCAA FBS ... Bearcats averaged 4.2 yards per carry and 168.5 yards per game on the ground, leading the American Athletic Conference ... UC also led the league in total offense, averaging 482.3 yards per game ... the Bearcats are on pace to be the most prolific offense in school history, totaling 5,788 yards and needing 30 yards of total offense in the Belk Bowl to surpass the previous record mark of 5,817 yards, set in 2009.

**4 • MUNCHIE LEGAUX**

QB • 6-5 • 200 • Sr. • 3L
NEW ORLEANS, LA./EDNA KARR

Threw 13 completions on 20 attempts to total 145 yards and a touchdown in the season-opening win over Purdue (08/31)...added 55 yards on the ground and a score...tallied 237 passing yards, two passing touchdowns and 52 rushing yards in the road loss to Illinois (09/07) ... suffered a season-ending knee injury late in the game at Illinois.

LEGAUX'S CAREER STATISTICS

PASSING	G	Att	Cmp	Int	Yds	TD	Lg	Pct	Avg/P	Avg/G	Effc
2010	7	0	0	0	0	0	0	0.0	0.0	0.0	0.0
2011	11	116	55	4	749	5	69	47.4	6.5	68.1	109.0
2012	11	230	120	9	1716	13	78	52.2	7.5	156.0	125.7
2013	2	51	30	3	382	2	40	58.8	7.5	191.0	122.9
TOTAL	31	397	205	16	2847	20	78	51.6	7.2	91.8	120.4

RUSHING	G	ATT	YDS	TD	LG	AVG/C	AVG/G
2010	7	0	0	0	0	0.0	0.0
2011	11	41	185	2	65	4.5	16.8
2012	11	55	335	4	77	6.1	30.5
2013	2	17	107	1	32	6.3	53.5
TOTAL	31	113	627	7	77	5.5	20.2

**24 • JOHN LLOYD**

P • 6-2 • 237 • Jr. • SQ
CINCINNATI, OHIO/CHCA

Booted a 41-yard punt, which was downed inside the 20, in the season-opening win over Purdue (08/31)...punted five times for a 39.2 yard average in the road loss to Illinois (09/07)...had a 43.0 yard average in the win over Northwestern State (09/14)...recorded a 42.0 yard average, including a 50 yard punt, and had one of his four stop inside the 20 versus Miami (Ohio) (09/21)...punted twice for an average of 57.7 yards, including a 60-yard boot, in the conference loss to USF (10/05)...had a 55.0 yard average with one punt landing inside the 20 versus Temple (10/11)...pinned a punt inside the 20 in the Homecoming victory against UConn (10/19)...landed a punt inside the 20 yard line in the win over Memphis (10/30)...downed a punt inside the 20 in the victory against SMU (11/09)...had a 51.5 yard average, including a 61-yard boot, and one punt inside the 20 in the rout of Rutgers (11/16)...landed a punt inside the 20 yard line in the road win at Houston (11/23)...held a 50.5 yard average, including a career long 62-yard blast, with one punt stopping inside the 20 in the loss to Louisville (12/05).

LLOYD'S CAREER STATISTICS

RUSHING	G	Att	Yds	TD	Lg	AVG/C	AVG/G
2013	12	1	14	0	14	14.0	1.2
TOTAL	12	1	14	0	14	14.0	1.2

PUNTING	G	No.	Yards	Lg	Avg
2013	12	28	1227	62	43.8
TOTAL	12	28	1227	62	43.8

**60 • SAM LONGO**

OL • 6-5 • 305 • Sr. • 1L
SPRING VALLEY, OHIO/BELLBROOK/OHIO STATE

Part of an offensive line unit that allowed only 12 sacks during the regular season, leading the American and tied for 11th best in the NCAA FBS ... Bearcats averaged 4.2 yards per carry and 168.5 yards per game on the ground, leading the American Athletic Conference ... UC also led the league in total offense, averaging 482.3 yards per game ... the Bearcats are on pace to be the most prolific offense in school history, totaling 5,788 yards and needing 30 yards of total offense in the Belk Bowl to surpass the previous record mark of 5,817 yards, set in 2009 ... suffered a season-ending ankle injury in the regular-season finale against Louisville.

**10 • JORDAN LUALLEN**

FB • 6-3 • 240 • Sr. • 2L

GREENWOOD, IND./CENTER GROVE/GA. TECH

Carried the ball six times for 59 yards in the win over Temple (10/11)...was 3-for-4 passing for 67 yards and a score versus UConn (10/19)...also ran for 51 yards on 12 carries...ran for 41 yards and a touchdown in the win against Memphis (10/30)...rumbled for 29 yards and a score versus SMU (11/09)...threw for 62 yards and a touchdown while adding 18 rushing yards and a touchdown in the rout of Rutgers (11/16)...had 17 yards in the loss to Louisville (12/05).

LUALLEN'S CAREER STATISTICS

PASSING	G	Att	Cmp	Int	Yds	TD	Lg	Pct	Avg/P	Avg/G	Effic
2011	7	4	2	0	10	0	9	50.0	2.5	1.4	71.0
2012	9	1	1	0	14	0	14	100.0	14.0	1.6	217.6
2013	10	11	8	1	129	2	37	72.7	11.7	12.9	213.1
TOTAL	26	16	11	1	153	2	37	68.8	9.6	5.9	177.8

RUSHING	G	ATT	YDS	TD	LG	AVG/C	AVG/G
2011	7	22	135	1	48	6.1	19.3
2012	9	15	51	1	12	3.4	5.7
2013	10	47	220	3	37	4.7	22.0
TOTAL	26	84	406	5	48	4.8	15.6

**48 • JEFF LUC**

LB • 6-1 • 251 • Jr. • TR

PORT ST. LUCIE, FLA./TREASURE COAST/FLA. ST.

Tallied four tackles in the season-opening win over Purdue (08/31)...recorded six tackles, including one and a half for a loss, in the road loss to Illinois (09/07)...had three tackles versus Northwestern State (09/14)...posted three tackles, including half a sack, in the triumph at Miami (Ohio) (09/21)...forced and recovered a fumble and had five tackles in the conference loss at USF (10/05)...garnered two tackles and a sack in the win over Temple (10/11)...had a tackle versus UConn (10/19)...tallied five tackles and forced a fumble at Memphis (10/30)...assisted on two tackles in the win versus SMU (11/09)...recorded two tackles in the rout of Rutgers (11/16)...had two tackles in the road win over Houston (11/23)...posted three tackles and pass breakup in the loss to Louisville (12/05).

LUC'S CAREER STATISTICS

DEFENSE	G	UA	A	TOTAL	SACKS	YDS	TFL	YDS	FF	FR	PD	INT
2010 (FSU)	8	2	6	8	0.0	0	1.0	2	0	0	0	0
2011 (FSU)	11	7	8	15	0.0	0	2.0	3	0	0	0	0
2013	12	23	15	38	1.5	10	6.5	23	2	2	1	0
TOTAL	12	23	15	38	1.5	10	6.5	23	2	2	1	0

**44 • COREY MASON**

LB • 6-3 • 223 • Jr. • SQ

CINCINNATI, OHIO/ELDER

Garnered five tackles in the season-opening win over Purdue (08/31)...tallied three tackles in the road loss to Illinois (09/07)...had three tackles in the win against Northwestern State (09/14)...forced a fumble in the triumph at Miami (Ohio) (09/21)...had a tackle at USF (10/05)...assisted on tackles versus UConn (10/19) and Memphis (10/30)...recorded a tackle in the win over SMU (11/09)...garnered three tackles in the rout of Rutgers (11/16)...had a tackle at Houston (11/23) and versus Louisville (12/05).

MASON'S CAREER STATISTICS

DEFENSE	G	UA	A	TOTAL	SACKS	YDS	TFL	YDS	FF	FR	PD	INT
2011	10	0	0	0	0.0	0	0.0	0	0	0	0	0
2012	13	3	2	5	0.0	0	0.0	0	0	0	0	0
2013	12	11	10	21	0.0	0	1.0	1	0	1	0	0
TOTAL	35	14	12	26	0.0	0	1.0	1	0	1	0	0

**6 • ANTHONY MCCLUNG**

WR • 6-0 • 177 • Sr. • 3L

INDIANAPOLIS, IND./PIKE

Recorded a catch in the season-opening win over Purdue (08/31)...pulled in six catches for 94 yards in the road loss to Illinois (09/07)...recorded 41 yards and a touchdown on three catches versus Northwestern State (09/14)...tallied eight catches for 90 yards in conference loss at USF (10/05)...accumulated 86 yards on seven receptions and two touchdowns in the win over Temple (10/11)...had 44 yards and a touchdown in the Homecoming victory against UConn (10/19)...reeled in a career high nine catches for 98 yards and a score versus Memphis (10/30)...caught eight passes for 97 in the win over SMU (11/09)...had 115 yards on seven receptions in the rout of Rutgers (11/16)...matched a career high nine catches for 137 yards in the road win at Houston (11/23)...pulled in seven catches for 97 in loss to Louisville (12/05).

MCCLUNG'S CAREER STATISTICS

RECEIVING	G	REC	YDS	TD	LG	REC/G	AVG/C	AVG/G
2010	10	22	217	2	26	2.2	9.9	21.7
2011	13	49	683	6	36	3.8	13.9	52.5
2012	12	34	539	2	55	2.8	15.9	44.9
2013	11	68	908	5	46	6.2	13.4	82.5
TOTAL	46	173	2347	15	55	3.8	13.6	51.0

**2 • MEKALE MCKAY**

WR • 5-11 • 177 • So. • TR

LOUISVILLE, KY./MOORE/ARKANSAS

Made two catches for 17 yards in road loss to Illinois (09/07)...had a 40-yard touchdown reception in the win over Northwestern State (09/14)...caught two passes for 37 yards with each being a touchdown grab in a conference loss at USF (10/05)...grabbed two catches for 93 yards, including a 56-yard reception, in the Homecoming victory over UConn (10/19)...had one catch for 22 yards versus Memphis (10/30)...made two catches for 69 yards, including a 62-yard touchdown, against SMU (11/09)...had three touchdown catches for 124 yards, including a career long 66-yard grab, in the rout of Rutgers (11/16)...made one catch for 57 yards in the loss to Louisville (12/05).

MCKAY'S CAREER STATISTICS

RECEIVING	G	REC	YDS	TD	LG	REC/G	AVG/C	AVG/G
2012 (@ ARK.)	12	21	317	2	61	1.8	15.1	26.4
2013	12	15	462	7	66	1.2	30.8	38.5
TOTAL	24	36	779	9	66	1.5	21.6	32.5

**46 • MITCH MEADOR**

DT • 6-4 • 290 • Sr. • 3L

GREENWOOD, IND./WHITELAND COMMUNITY

Assisted on two tackles in the season-opening win over Purdue (08/31)...had two tackles in the road loss to Illinois (09/07)...posted two tackles versus Northwestern State (09/14)...grabbed three tackles and a sack in the triumph over Miami (Ohio) (09/21)...had a tackle against Temple (10/11) and Memphis (10/30).

MEADOR'S CAREER STATISTICS

DEFENSE	G	UA	A	TOTAL	SACKS	YDS	TFL	YDS	FF	FR	PD	INT
2010	12	3	1	4	-	-	-	-	-	-	-	-
2011	13	2	3	5	0.5	4	0.5	4	-	-	-	-
2012	13	2	5	7	1.0	4	1.0	4	1	-	-	-
2013	12	6	5	11	1.0	5	2.5	7	1	0	0	0
TOTAL	50	13	14	27	2.0	13	4.0	15	1	1	0	0

UPDATED PLAYER PROFILES

**14 • TONY MILIANO**K • 6-2 • 186 • Jr. • 2L
NORTH BEND, OHIO/ELDER

Made a 37-yard field goal and recorded three touchbacks on four kickoffs in the road loss to Illinois (09/07)...recorded a 30-yard field goal and five touchbacks against Northwestern State (09/14)...booted a 44-yard field goal and had four touchbacks in the win over Temple (10/11)...converted a 30-yard field goal in the rout of Rutgers (11/16)...had a 25-yard field goal at Houston (11/23)...made a 26-yard field goal to force overtime in the loss to Louisville (12/05).

MILIANO'S CAREER STATISTICS

KICKOFFS	G	KICKOFFS	YARDS	AVG.	TOUCHBACKS
2011	13	22	1399	63.6	2
2012	13	7	413	59.0	1
TOTAL	26	29	1812	62.5	3

KICKING	G	FG-MADE	FG-ATT.	FG%	LONG	PATS
2011	13	17	25	68.0%	48	47 - 50 (94.0%)
2012	13	17	22	77.3%	47	51 - 53 (96.2%)
TOTAL	26	34	47	72.3%	48	98 - 103 (95.1%)

**15 • CHRIS MOORE**WR • 6-1 • 190 • So. • 1L
TAMPA, FLA./THOMAS JEFFERSON

Snatched two catches for 58 yards in the season-opening win over Purdue (08/31)...had three catches for 45 yards in the road loss to Illinois (09/07)...recorded three catches for 19 yards and a touchdown versus Northwestern State (09/14)...caught three balls for 36 yards at Miami (Ohio) (09/21)...scored a touchdown and had 17 receiving yards in the conference loss at USF (10/05)...grabbed four balls for 40 yards and ran once for 20 yards in the win against Temple (10/11)...reeled in two touchdown catches and had 65 yards in the Homecoming win over UConn (10/19)...had three catches for 43 yards at Memphis (10/30)...snatched five balls for 37 yards and a score against SMU (11/09)...posted 75 yards and two touchdowns in the rout of Rutgers (11/16)...caught four balls for 72 yards and a pair of scores in win at Houston (11/23)...had a career high seven receptions and for 92 yards, which is also a career high, in the loss to Louisville (12/05).

MOORE'S CAREER STATISTICS

RECEIVING	G	REC	YDS	TD	LG	REC/G	AVG/C	AVG/G
2012	12	4	113	2	65	0.3	28.2	9.4
2013	12	43	599	9	51	3.6	13.9	49.9
TOTAL	24	47	712	11	65	2.0	15.1	29.7

**82 • MAX MORRISON**WR • 6-1 • 173 • So. • 1L
KENTON, OHIO/KENTON

Grabbed three receptions for 58 yards in the season-opening win over Purdue (08/31)...reeled in a career high four balls for 45 yards and a touchdown in the road loss to Illinois (09/07)...caught two balls for a career high 87 yards and a score versus Northwestern State (09/14)...had two catches for 18 yards against Miami (Ohio) (09/21)...one catch for 15 yards in the conference loss at USF (10/05)...garnered three catches for 37 yards in the win over Temple (10/11)...matched career high receptions with four for 54 yards and a touchdown against UConn (10/19)...received on ball for eight yards at Memphis (10/30)...roped in three balls for 42 yards versus SMU (11/09)...had one catch for 15 yards in the rout of Rutgers (11/16)...caught three passes for 39 yards at Houston (11/23)...grabbed one catch for 18 yards in loss to Louisville (12/05).

RECEIVING	G	REC	YDS	TD	LG	REC/G	AVG/C	AVG/G
2012	11	0	0	0	0	0.0	0.0	0.0
2013	12	28	436	3	46	2.3	15.6	36.3
TOTAL	23	28	436	3	46	1.2	15.6	19.0

**92 • SILVERBERRY MOUHON**DE • 6-4 • 248 • So. • 1L
NORCROSS, GA./NORCROSS

Had a sack-fumble in the season-opening win over Purdue (08/31)...recorded a tackle in the road loss to Illinois (09/07)...garnered three tackles and a sack against Northwestern State (09/14)...posted three tackles and one and a half sacks in the triumph over Miami (Ohio) (09/21)...posted three tackles in the conference loss at USF (10/05)...notched a career high six tackles in the win over Temple (10/11)...grabbed five tackles, including a pair of sacks, in the Homecoming victory against UConn (10/19)...had two tackles at Memphis (10/30)...recorded two tackles and a sack in the rout of Rutgers (11/16)...matched career high in tackles with six, including two sacks and a forced fumble, in the road win at Houston (11/23)...tallied five tackles and a sack in loss to Louisville (12/05).

MOUHON'S CAREER STATISTICS

RECEIVING	G	Rec	Yards	Yds/Rec	Long	TD	Yds/G
2012	13	1	16	16.0	16	0	1.2
TOTAL	13	1	16	16.0	16	0	1.2

DEFENSE	G	UA	A	TOTAL	SACKS	YDS	TFL	YDS	FF	FR	PD	INT
2012	13	8	11	19	1.0	3	1	3	1	--	1	--
2013	12	17	20	37	9.5	56	10.5	58	1	2	0	0
TOTAL	25	25	31	56	10.5	59	11.5	61	2	3	0	0

**12 • LEVITICUS PAYNE**CB • 5-9 • 183 • So. • 1L
SOUTHFIELD, MICH./SOUTHFIELD

Garnered a tackle in the road loss to Illinois (09/07)...posted two tackles against Northwestern State (09/14)...assisted on two tackle in triumph over Miami (Ohio) (09/21)...had two tackles in the conference loss at USF (10/05)...aided on two tackles in the win over Temple (10/11)...tallied two tackles in the win against SMU (11/09)...posted a career high six tackles in the rout of Rutgers (11/16)...notched three tackles in the win at Houston (11/23)...had three tackles in the loss to Louisville (12/05).

PAYNE'S CAREER STATISTICS

DEFENSE	G	UA	A	Total	Sacks	Yds	TFL	Yds	FF	FR	PD	Int
2012	13	7	1	8	0.0	0	0.0	0	0	0	0	0
2013	12	14	9	23	0.0	0	0.0	0	1.0	1	2	1
TOTAL	25	21	10	31	0.0	0	1.0	1	2	0	0	1

**94 • JORDAN STEPP**DT • 6-1 • 285 • Sr. • 3L
INDIANAPOLIS, IND./BEN DAVIS

Assisted on three tackles in the season-opening win over Purdue (08/31)...had two tackles in the road loss to Illinois (09/07)...recorded a pair of stops against Northwestern State (09/14)...notched three tackles and two sacks in the triumph at Miami (Ohio) (09/21)...had two tackles in the conference loss at USF (10/05)...forced a fumble and had four tackles in the win over Temple (10/11)...garnered five tackles and two sacks in the Homecoming victory against UConn (10/19)...posted two tackles at Memphis (10/30)...had two tackles and a sack versus SMU (11/09)...tallied six tackles and a sack in the rout of Rutgers (11/16)...recorded three tackles in the win at Houston (11/23)...posted a career high nine tackles in the loss to Louisville (12/05).

STEPP'S CAREER STATISTICS

TACKLES	G	UA	A	Total	SCK	YDS	TFL	Yds	PD	FF	FR	Blkd
2010	11	15	5	20	0.0	0	3.5	4	0	1	0	0
2011	13	21	12	33	0.5	1	2.0	4	0	0	0	0
2012	13	18	18	36	1.5	13	4.0	17	2	0	0	1
2013	12	15	28	43	6.0	36	8.0	40	0	0	1	0
TOTAL	49	69	63	132	8.0	50	17.5	65	2	1	1	1

**43 • NICK TEMPLE**

LB • 5-10 • 218 • Jr. • 2L

INDIANAPOLIS, IND./WARREN CENTRAL

Notched two tackles for loss and snatched an interception in the season-opening win over Purdue (08/31)...recorded eight tackles in the road loss to Illinois (09/07)...posted six tackles and two sacks against Northwestern State (09/14)...had two tackles in the triumph at Miami (Ohio) (09/21)...garnered eight tackles and a sack in the conference loss at USF (10/05)...forced a fumble and made seven stops in the win over Temple (10/11)...tallied seven tackles and a sack in the Homecoming victory against UConn (10/19)...had two tackles at Memphis (10/30)...notched six tackles versus SMU (11/09)...recorded eight tackles in the rout of Rutgers (11/16)...garnered eight tackles with two and a half going for a loss in the win at Houston (11/23)...posted a career high nine tackles and had one and a half sacks in the loss to Louisville (12/05).

TEMPLE'S CAREER STATISTICS

TACKLES	G	UA	A	TOTAL	SCK	YDS	TFL	YDS	PD	FF	FR	INT
2011	13	19	16	35	0.0	0	2.5	10	1	1	0	1
2012	13	32	22	54	2.5	21	5.5	27	5	0	0	1
2013	12	38	35	73	5.5	35	13.5	61	2	1	0	1
TOTAL	38	89	73	162	8.0	56	21.5	98	8	2	0	3

**33 • SOLOMON TENTMAN**

LB • 6-2 • 237 • Jr. • 2L

CINCINNATI, OHIO/ROGER BACON

Notched two tackles in the season-opening win over Purdue (08/31)...assisted on four tackles against Northwestern State (09/14)...had a tackle in the triumph at Miami (Ohio) (09/21)...assisted on a tackle in the win over Temple (10/11)...recorded a tackle in the Homecoming victory against UConn (10/19)...posted four tackles versus SMU (11/09)...posted a career high five tackles in the rout of Rutgers (11/16)...garnered two tackles in the loss to Louisville (12/05).

TENTMAN'S CAREER STATISTICS

TACKLES	G	UA	A	TOTAL	SCK	YDS	TFL	YDS	PD	FF	FR	BLKD
2011	5	2	1	3	0.0	0	0.0	0	0	0	0	0
2012	9	9	11	20	0.0	0	0.5	3	0	0	0	0
2013	12	9	11	20	0.0	0	0.0	0	0	0	0	0
TOTAL	26	20	23	43	0.0	0	0.5	3	0	0	0	0

**7 • MIKE TYSON**

S • 6-2 • 200 • Fr. • HS

NORFOLK, VA./LAKE TAYLOR/HARGRAVE MILITARY ACADEMY

Assisted on two tackles versus Northwestern State (09/14)...snatched an interception, which was returned 95 yards, and had two tackles against UConn (10/19)...had a tackle at Memphis (10/30)...grabbed an interception and assisted on two tackles in the rout of Rutgers (11/16)...garnered three tackles in the win at Houston (11/23)...tallied two tackles and a pass breakup in the loss to Louisville (12/05).

TYSON'S CAREER STATISTICS

DEFENSE	G	UA	A	TOTAL	SCK	YDS	TFL	YDS	PD	FF	FR	INT
2013	8	3	9	12	0.0	0	0.5	2	3	0	0	2
TOTAL	8	3	9	12	0.0	0	0.5	2	3	0	0	2

**19 • SHAQ WASHINGTON**

WR • 5-9 • 174 • Jr. • 1L

MAPLE HTS., OHIO/MAPLE HTS.

Had one catch for eight yards in the season-opening win over Purdue (08/31)...reeled in five balls for 83 yards in the road loss to Illinois (09/07)...notched a career high 11 catches for 68 yards in the triumph at Miami (Ohio) (09/21)...returned five punts for 33 yards...grabbed five receptions for 48 yards in the conference loss at USF (10/05)...matched a career high 11 catches for 72 yards in the win over Temple (10/11)...snatched four balls for 52 yards against UConn (10/19)...matched a career high 11 receptions for 96 yards at Memphis (10/30)...returned one punt for a career long 35 yards...reeled in eight catches for 51 yards versus SMU (11/09)...caught six balls for 123

yards and a touchdown in rout of Rutgers (11/16)...also went 2-for-2 passing for 40 yards and a touchdown...had 10 catches for a career high 132 yards in win at Houston (11/23)...had one catch for 11 yards in loss to Louisville (12/05).

WASHINGTON'S CAREER STATISTICS

RECEIVING	G	REC	YDS	TD	LG	REC/G	AVG/C	AVG/G
2011	3	3	14	0	8	0.6	4.7	2.8
2012	5	3	23	0	16	0.6	7.7	4.6
2013	12	75	747	1	43	6.2	10.0	62.2
TOTAL	20	81	784	1	43	3.7	9.7	35.6

**3 • HOWARD WILDER**

CB • 5-11 • 180 • Jr. • JC

SEA PLEASANT, MD./ELEANOR ROOSEVELT/PIERCE COLLEGE

Forced a fumble and had two tackles in the season-opening win over Purdue (08/31)...recorded a career high five tackles and broke up two passes in the road loss to Illinois (09/07)...had one tackle and a pass breakup versus Northwestern State (09/12)...garnered four tackles in the conference loss at USF (10/05)...posted four tackles in the win over Temple (10/11)...had a tackle in the Homecoming victory against UConn (10/19)...tallied two tackles in Memphis (10/30)...matched a career high five tackles versus SMU (11/09)...assisted on two tackles in the rout of Rutgers (11/16)...had two tackles in the win at Houston (11/23)...posted four tackles and grabbed an interception in the loss to Louisville (12/05).

WILDER'S CAREER STATISTICS

DEFENSE	G	UA	A	TOTAL	SACKS	YDS	TFL	YDS	FF	FR	PD	INT
2013	12	19	13	32	0.0	0	0.0	0	6	1	0	2
TOTAL	12	19	13	32	0.0	0	0.0	0	6	1	0	2

**23 • HOSEY WILLIAMS**

RB • 5-9 • 199 • Jr. • JC

MIAMI, FLA./SOUTHRIDGE/ASA COLLEGE

Ran for 70 yards and a touchdown on 15 carries in the season-opening win over Purdue (08/31)...rumbled for 43 yards on five carries in the road loss to Illinois (09/07)...rushed for a career high 117 yards, including a 77-yard burst, on 11 carries and had two touchdowns versus Northwestern State (09/14)...notched 78 yards and a score on 20 rushing attempts against Miami (Ohio) (09/21)...had six carries for 38 yards in Homecoming victory against UConn (10/19)...burst for 90 yards on 14 carries versus SMU (11/09)...rumbled for 39 yards on six carries in the rout of Rutgers (11/16)...ran for 84 yards on 13 carries in the win at Houston (11/23)...had eight rushes for 34 yards in the loss to Louisville (12/05).

RUSHING	G	Att	Yds	TD	Lg	Avg/C	Avg/G
2013	11	105	609	4	77	5.8	55.4
TOTAL	11	105	609	4	77	5.8	55.4

**8 • ADRIAN WITTY**

S • 5-10 • 187 • Jr. • 2L

DEERFIELD BEACH, FLA./DEERFIELD BEACH

Intercepted a pass for a touchdown and assisted on two tackles in the season-opening win over Purdue (08/31)...garnered three tackles in the road loss to Illinois (09/07)...assisted on three tackles against Northwestern State (09/14)...posted three tackles in the triumph at Miami (Ohio) (09/21)...had a pair of tackles in the conference loss at USF (10/05)...tallied six tackles in the win over Temple (10/11)...recorded six tackles and a pass breakup in the Homecoming victory against UConn (10/19)...had a pass breakup at Memphis (10/30)...notched a career high 11 tackles and a pass breakup versus SMU (11/09)...posted two tackles in the win at Houston (11/23)...garnered four tackles in the loss to Louisville (12/05).

WITTY'S CAREER STATISTICS

DEFENSE	G	UA	A	Total	Sacks	Yds	TFL	Yds	FF	FR	PD	Int
2010	4	1	0	1	0.0	0	0.0	0	0	0	0	0
2011	12	10	5	15	0.0	0	0.0	0	1	1	0	0
2012	11	16	9	25	0.0	0	4.5	23	2	1	0	0
2013	12	24	18	42	0.0	0	2.0	3	4	0	0	1
TOTAL	39	51	32	83	0.0	0	6.5	26	7	2	0	1

2013 UNIVERSITY OF CINCINNATI FOOTBALL

STATISTICS

DATE	OPPONENT	UC	OPP	ATT	AMERICAN	OVERALL
08/31	PURDUE	42	7	36,007	0-0	1-0
09/07	at Illinois	17	45	43,031	0-0	1-1
09/14	NORTHWESTERN STATE	66	9	30,384	0-0	2-1
09/21	at Miami (Ohio)	14	0	21,269	0-0	3-1
10/05	at USF *	20	26	31,077	0-1	3-2
10/11	TEMPLE *	38	20	32,220	1-1	4-2
10/19	UCONN *	41	16	28,847	2-1	5-2
10/30	at Memphis *	34	21	22,571	3-1	6-2
11/09	SMU *	28	25	28,069	4-1	7-2
11/16	at Rutgers *	52	17	40,870	5-1	8-2
11/23	at Houston *	24	17	20,197	6-1	9-2
12/05	LOUISVILLE * (OT)	24	31	35,097	6-2	9-3
12/28	vs. North Carolina ^					

* - American Athletic Conference Game; ^ - Belk Bowl

TEAM STATISTICS	Cincinnati	Opponent
SCORING	400	234
Points Per Game	33.3	19.5
FIRST DOWNS	295	207
Rushing	113	70
Passing	166	120
Penalty	16	17
RUSHING YARDAGE	2022	1184
Yards gained rushing	2231	1555
Yards lost rushing	209	371
Rushing Attempts	480	377
Average Per Rush	4.2	3.1
Average Per Game	168.5	98.7
TDs Rushing	26	10
PASSING YARDAGE	3766	2574
Comp-Att-Int	295-433-16	235-405-13
Average Per Pass	8.7	6.4
Average Per Catch	12.8	11.0
Average Per Game	313.8	214.5
TDs Passing	28	15
TOTAL OFFENSE	5788	3758
Total Plays	913	782
Average Per Play	6.3	4.8
Average Per Game	482.3	313.2
KICK RETURNS: #-Yards	28-619	45-854
PUNT RETURNS: #-Yards	28-164	14-180
INT RETURNS: #-Yards	13-249	16-93
KICK RETURN AVERAGE	22.1	19.0
PUNT RETURN AVERAGE	5.9	12.9
INT RETURN AVERAGE	19.2	5.8
FUMBLES-LOST	18-10	17-7
PENALTIES-Yards	77-717	78-653
Average Per Game	59.8	54.4
PUNTS-Yards	43-1806	74-3185
Average Per Punt	42.0	43.0
Net punt average	34.6	38.9
KICKOFFS-Yards	70-4341	49-3085
Average Per Kick	62.0	63.0
Net kick average	41.6	40.6
TIME OF POSSESSION/Game	31:40	28:20
3RD-DOWN Conversions	88/176	54/166
3rd-Down Pct	50%	33%
4TH-DOWN Conversions	8/17	10/19
4th-Down Pct	47%	53%
SACKS BY-Yards	35-218	12-85
MISC YARDS	0	88
TOUCHDOWNS SCORED	55	29
FIELD GOALS-ATTEMPTS	6-15	11-15
ON-SIDE KICKS	2-3	0-1
RED-ZONE SCORES	(39-52) 75%	(23-31) 74%
RED-ZONE TOUCHDOWNS	(34-52) 65%	(15-31) 48%
PAT-ATTEMPTS	(52-55) 95%	(25-26) 96%

ATTENDANCE	190624	179015
Games/Avg Per Game	6/31771	6/29836
Neutral Site Games		0/0

SCORE BY QUARTERS	1st	2nd	3rd	4th	OT	TOTAL
Cincinnati	52	155	93	100	0	400
Opponents	61	63	34	69	7	234

INDIVIDUAL STATISTICS

PASSING	G	Effic	Cmp-Att-Int	Pct	Yds	TD	Lng	Avg/G
KAY, Brendon	12	155.49	247-360-11	68.6	3121	22	66	260.1
LEGAUX, Munchie	2	122.92	30-51-3	58.8	382	2	40	191.0
LUAllen, Jordan	10	213.05	8-11-1	72.7	129	2	37	12.9
CONEY, Bennie	3	205.09	6-7-1	85.7	84	1	44	28.0
COLOSIMO, Michael	1	142.00	2-2-0	100.0	10	0	7	10.0
WASHINGTON, Shaq	12	433.00	2-2-0	100.0	40	1	28	3.3
TOTAL	12	155.14	295-433-16	68.1	3766	28	66	313.8
OPPONENTS	12	117.21	235-405-13	58.0	2574	15	74	214.5

RUSHING	GP	Att	Gain	Loss	Net	Avg	TD	Long	Avg/G
WILLIAMS, Hosey	11	105	623	14	609	5.8	4	77	55.4
ABERNATHY, RD	12	119	485	34	451	3.8	4	27	37.6
GREEN, Tion	10	90	432	23	409	4.5	7	24	40.9
LUAllen, Jordan	10	47	226	6	220	4.7	3	37	22.0
KAY, Brendon	12	64	240	88	152	2.4	6	22	12.7
LEGAUX, Munchie	2	17	121	14	107	6.3	1	32	53.5
KING, Anthony	10	6	34	0	34	5.7	0	10	3.4
RICE, Rob	9	4	18	0	18	4.5	1	8	2.0
MOORE, Chris	12	2	20	4	16	8.0	0	20	1.3
LLOYD, John	12	1	14	0	14	14.0	0	14	1.2
MOORE, Rod	10	4	14	1	13	3.2	0	7	1.3
MORRISON, Max	12	1	3	0	3	3.0	0	3	0.2
MCKAY, Mekale	12	1	1	0	1	1.0	0	1	0.1
WASHINGTON, Shaq	12	1	0	0	0	0.0	0	0	0.0
CONEY, Bennie	3	2	0	9	-9	-4.5	0	0	-3.0
TOTAL	12	480	2231	209	2022	4.2	26	77	168.5
OPPONENTS	12	377	1555	371	1184	3.1	10	35	98.7

RECEIVING	G	No.	Yds	Avg	TD	Long	Avg/G
WASHINGTON, Shaq	12	75	747	10.0	1	43	62.2
MCCLUNG, Anthony	11	68	908	13.4	5	46	82.5
MOORE, Chris	12	43	599	13.9	9	51	49.9
MORRISON, Max	12	28	436	15.6	3	46	36.3
ABERNATHY, RD	12	21	154	7.3	0	32	12.8
MCKAY, Mekale	12	15	462	30.8	7	66	38.5
ANNEN, Blake	12	15	177	11.8	2	49	14.8
GRAVES, Jeremy	12	6	47	7.8	0	15	3.9
COLE, Nate	11	4	39	9.8	0	24	3.5
ALONZO, Shakim	9	3	81	27.0	1	44	9.0
GOLDEN, Jared	12	3	50	16.7	0	32	4.2
JOHNSON, Travis	1	3	18	6.0	0	7	18.0
WILLIAMS, Hosey	11	3	16	5.3	0	7	1.5
GREEN, Tion	10	2	12	6.0	0	7	1.2
DOWDY, DJ	11	2	6	3.0	0	6	0.5
KAY, Brendon	12	1	12	12.0	0	12	1.0
NUTTER, Kyle	2	1	3	3.0	0	3	1.5
BURRELL, Chris	1	1	0	0.0	0	0	0.0
MOORE, Rod	10	1	-1	-1.0	0	0	-0.1
TOTAL	12	295	3766	12.8	28	66	313.8
OPPONENTS	12	235	2574	11.0	15	74	214.5

2013 UNIVERSITY OF CINCINNATI FOOTBALL

STATISTICS

TOTAL OFFENSE	G	Plays	Rush	Pass	Total	Avg/G
KAY, Brendon	12	424	152	3121	3273	272.8
WILLIAMS, Hosey	11	105	609	0	609	55.4
LEGAUX, Munchie	2	68	107	382	489	244.5
ABERNATHY, RD	12	119	451	0	451	37.6
GREEN, Tion	10	90	409	0	409	40.9
LUAllen, Jordan	10	58	220	129	349	34.9
CONEY, Bennie	3	9	-9	84	75	25.0
WASHINGTON, Shaq	12	3	0	40	40	3.3
KING, Anthony	10	6	34	0	34	3.4
RICE, Rob	9	4	18	0	18	2.0
MOORE, Chris	12	2	16	0	16	1.3
LLOYD, John	12	1	14	0	14	1.2
MOORE, Rod	10	4	13	0	13	1.3
COLOSIMO, Michael	1	2	0	10	10	10.0
MORRISON, Max	12	1	3	0	3	0.2
MCKAY, Mekale	12	1	1	0	1	0.1
TOTAL	12	913	2022	3766	5788	482.3
OPPONENTS	12	782	1184	2574	3758	313.2

PUNT RETURNS	No.	Yds	Avg	TD	Long
MCCLUNG, Anthony	17	55	3.2	0	12
WASHINGTON, Shaq	11	109	9.9	0	35
TOTAL	28	164	5.9	0	35
OPPONENTS	14	180	12.9	0	38

INTERCEPTIONS	No.	Yds	Avg	TD	Long
DRANE, Deven	3	85	28.3	0	47
TYSON, Mike	2	103	51.5	0	87
WILDER, Howard	2	0	0.0	0	0
EDWARDS, Zach	2	20	10.0	0	20
PAYNE, Leviticus	1	0	0.0	0	0
WITTY, Adrian	1	41	41.0	1	41
CHENAULT, Arryn	1	0	0.0	0	0
TEMPLE, Nick	1	0	0.0	0	0
TOTAL	13	249	19.2	1	87
OPPONENTS	16	93	5.8	0	37

KICK RETURNS	No.	Yds	Avg	TD	Long
ABERNATHY, RD	16	351	21.9	0	38
MOORE, Rod	9	220	24.4	0	33
WASHINGTON, Shaq	2	28	14.0	0	19
MOORE, Chris	1	20	20.0	0	20
TOTAL	28	619	22.1	0	38
OPPONENTS	45	854	19.0	0	30

FUMBLE RETURNS	No.	Yds	Avg	TD	Long
BLAIR, Greg	1	7	7.0	0	7
TOTAL	1	7	7.0	0	7
OPPONENTS	3	65	21.7	4	40

FIELD GOALS	M-A	Pct	01-19	20-29	30-39	40-49	50+	Lg	Blk
MILIANO, Tony	6-15	40.0	0-0	2-3	3-6	1-5	0-1	44	2

FG SEQUENCE	CINCINNATI	OPPONENTS
Purdue	-	39
Illinois	(37)	(19)
Northwestern State	(30)	(47)\
Miami (Ohio)	38,36	-
USF	40	(25),(52),(24),(40)
Temple	(44)	-
UConn	31	(26),47
Memphis	44	-
SMU	-	48,(24),34
Rutgers	(30),51	(36)
Houston	41,(25),43,24	(27)
Louisville	(26)	(31)

PUNTING	No.	Yds	Avg	Long	TB	FC	I20	Blkd
LLOYD, JOHN	28	1227	43.8	62	3	4	9	0
KAY, BRENDON	15	579	38.6	58	4	0	8	0
TOTAL	43	1806	42.0	62	7	4	17	0
OPPONENTS	74	3185	43.0	84	7	16	16	0

KICKOFFS	No.	Yds	Avg	TB	OB	Retn	Net	YdLn
MILIANO, Tony	70	4341	62.0	23	1			
TOTAL	70	4341	62.0	23	1	854	41.6	23
OPPONENTS	49	3085	63.0	19	2	619	40.6	24

[----- PATS -----]									
SCORING	TD	FGs	Kick	Rush	Rcv	Pass	DXP	Saf	Points
MILIANO, Tony	0	6-15	52-54	0-0	0	0-0	0	0	70
MOORE, Chris	9	0-0	0-0	0-0	0	0-0	0	0	54
GREEN, Tion	7	0-0	0-0	0-0	0	0-0	0	0	42
MCKAY, Mekale	7	0-0	0-0	0-0	0	0-0	0	0	42
KAY, Brendon	6	0-0	0-0	0-0	0	0-0	0	0	36
MCCLUNG, Anthony	5	0-0	0-0	0-0	0	0-0	0	0	30
WILLIAMS, Hosey	4	0-0	0-0	0-0	0	0-0	0	0	24
ABERNATHY, RD	4	0-0	0-0	0-0	0	0-0	0	0	24
LUAllen, Jordan	3	0-0	0-0	0-0	0	0-0	0	0	18
MORRISON, Max	3	0-0	0-0	0-0	0	0-0	0	0	18
ANNEN, Blake	2	0-0	0-0	0-0	0	0-0	0	0	12
WASHINGTON, Shaq	1	0-0	0-0	0-0	0	0-0	0	0	6
ALONZO, Shakim	1	0-0	0-0	0-0	0	0-0	0	0	6
WITTY, Adrian	1	0-0	0-0	0-0	0	0-0	0	0	6
RICE, Rob	1	0-0	0-0	0-0	0	0-0	0	0	6
LEGAUX, Munchie	1	0-0	0-0	0-0	0	0-0	0	0	6
TEAM	0	0-0	0-1	0-0	0	0-0	0	0	0
TOTAL	55	6-15	52-55	0-0	0	0-0	0	0	400
OPPONENTS	29	11-15	25-26	1-2	0	0-1	0	0	234

ALL PURPOSE	G	Rush	Rec	PR	KOR	IR	Tot	Avg/G
MCCLUNG, Anthony	11	0	908	55	0	0	963	87.5
ABERNATHY, RD	12	451	154	0	351	0	956	79.7
WASHINGTON, Shaq	12	0	747	109	28	0	884	73.7
MOORE, Chris	12	16	599	0	20	0	635	52.9
WILLIAMS, Hosey	11	609	16	0	0	0	625	56.8
MCKAY, Mekale	12	1	462	0	0	0	463	38.6
MORRISON, Max	12	3	436	0	0	0	439	36.6
GREEN, Tion	10	409	12	0	0	0	421	42.1
MOORE, Rod	10	13	-1	0	220	0	232	23.2
LUAllen, Jordan	10	220	0	0	0	0	220	22.0
ANNEN, Blake	12	0	177	0	0	0	177	14.8
KAY, Brendon	12	152	12	0	0	0	164	13.7
LEGAUX, Munchie	2	107	0	0	0	0	107	53.5
TYSON, Mike	8	0	0	0	0	103	103	12.9
DRANE, Deven	11	0	0	0	0	85	85	7.7
ALONZO, Shakim	9	0	81	0	0	0	81	9.0
GOLDEN, Jared	12	0	50	0	0	0	50	4.2
GRAVES, Jeremy	12	0	47	0	0	0	47	3.9
WITTY, Adrian	12	0	0	0	0	41	41	3.4
COLE, Nate	11	0	39	0	0	0	39	3.5
KING, Anthony	10	34	0	0	0	0	34	3.4
EDWARDS, Zach	12	0	0	0	0	20	20	1.7
JOHNSON, Travis	1	0	18	0	0	0	18	18.0
RICE, Rob	9	18	0	0	0	0	18	2.0
LLOYD, John	12	14	0	0	0	0	14	1.2
DOWDY, DJ	11	0	6	0	0	0	6	0.5
NUTTER, Kyle	2	0	3	0	0	0	3	1.5
CONEY, Bennie	3	-9	0	0	0	0	-9	-3.0
TOTAL	12	2022	3766	164	619	249	6820	568.3
OPPONENTS	12	1184	2574	180	854	93	4885	407.1

2013 UNIVERSITY OF CINCINNATI FOOTBALL

STATISTICS

		TACKLES				SACKS		PASS DEF		FUMBLES		BLKD	
DEFENSE	GP-GS	Solo	Ast	Total	TFL/Yds	No-Yards	Int-Yds	BrUp	QBH	Rcv-Yds	FF	Kick	Saf
51 BLAIR, Greg	12-12	42	54	96	6.5-33	1.0-14	.	3	5	1-7	1	.	.
43 TEMPLE, Nick	12-12	38	35	73	13.5-61	5.5-35	1-0	1	2	.	1	.	.
22 EDWARDS, Zach	12-10	37	26	63	2.5-4	.	2-20	4	.	1-0	1	.	.
25 CHENAULT, Arryn	12-12	35	18	53	1.0-4	.	1-0	6	.	1-0	.	.	.
94 STEPP, Jordan	12-12	15	28	43	8.0-40	6.0-36	.	.	.	1-0	.	.	.
8 WITTY, Adrian	12-9	24	18	42	2.0-3	.	1-41	3
48 LUC, Jeff	12-6	23	15	38	6.5-23	1.5-10	.	2	1	1-0	2	.	.
92 MOUHON, Silverberry	12-11	17	20	37	10.5-58	9.5-56	.	1	7	.	2	.	.
3 WILDER, Howard	12-9	19	13	32	.	.	2-0	4	.	.	1	.	.
91 DEMPSEY, Adam	12-9	16	11	27	8.0-33	3.5-20	.	1	2
93 HARRAH, Brad	12-6	13	12	25	10.0-50	4.0-29	.	.	3
57 CASSEUS, Clemente	12-0	9	16	25
10 DRANE, Deven	11-8	16	8	24	1.0-2	.	3-85	5
12 PAYNE, Leviticus	12-5	14	9	23	1.0-1	.	1-0	1
29 JONES, Andre	12-0	8	14	22
44 MASON, Corey	12-0	11	10	21	1.0-1	.	.	.	4	.	1	.	.
95 HARTSFIELD, Terrell	12-6	13	8	21	4.0-17	1.5-7	.	.	5
33 TENTMAN, Solomon	12-0	9	11	20
97 AIKEN, Marques	12-0	4	16	20	2.0-9	0.5-4	.	2	4	1-0	.	.	.
5 TYSON, Mike	8-0	3	9	12	0.5-2	.	2-103	1
46 MEADOR, Mitch	12-2	6	5	11	2.5-7	1.0-5	.	1
40 BROWN, Kevin	11-0	3	7	10	1
99 JORDAN, Jerrell	11-1	1	6	7	0.5-3	.	.	1	4
20 RICE, Rob	9-0	3	3	6
38 ANTOUN, Mason	8-0	3	2	5
13 COLEMAN, Grant	6-0	2	3	5	.	.	.	1
21 MOORE, Rod	10-0	3	2	5	.	.	.	1
70 MITCHELL, Brandon	8-0	1	4	5	1.0-4	.	.	.	1
49 KING, Anthony	10-0	3	1	4
36 FOSTER, Marcus	6-0	2	2	4	1.0-3
61 WILLIS, Kirk	12-0	1	2	3
20 ORR, Trenier	2-2	1	2	3
90 BEARD, Camaron	9-0	1	2	3	1.0-2	1.0-2
98 WEST, Chad	10-0	3	.	3
41 HYLAND, Kevin	9-0	.	3	3
65 DONNINI, Connor	1-0	.	2	2	.	.	.	1
59 BOND, Deyshawyn	12-12	1	1	2	1
19 WASHINGTON, Shaq	12-9	2	.	2
23 WILLIAMS, Hosey	11-0	.	1	1
30 CONEY, Bennie	3-0	1	.	1
73 LEAHY, Ryan	4-0	1	.	1
30 DOSTON, Darren	2-0	.	1	1	1-0	.	.	.
76 BUJNOCH, Austen	9-9	1	.	1	1	.	.
17 GRAVES, Jeremy	12-0	1	.	1
96 POSLEY, Josh	2-0	.	1	1
24 LLOYD, John	12-0	1	.	1
62 KEEBLER, Cory	12-0	.	1	1
TOTAL	12-0	407	402	809	84-360	35-218	13-249	39	40	7-7	10	.	.
OPPONENTS	12-0	482	472	954	64.0-213	12-85	16-93	35	19	10-65	12	2	.

OFFENSE

PASSING

#4 LEGAUX, Munchie	Att	Comp	Int	Pct	Yards	TD	Long	Sack	Yds	Effic
Purdue	20	13	2	65.0	145	1	40	1	2	122.4
Illinois	31	17	1	54.8	237	1	32	1	9	123.3
TOTALS	51	30	3	58.8	382	2	40	2	11	122.9

#11 KAY, Brendon	Att	Comp	Int	Pct	Yards	TD	Long	Sack	Yds	Effic
Purdue	5	4	0	80.0	59	0	51	0	0	179.1
Illinois	11	6	0	54.5	71	0	24	1	4	108.8
Northwestern State	14	12	0	85.7	277	4	49	0	0	346.2
Miami (Ohio)	37	23	2	62.2	171	0	20	0	0	90.2
USF	36	24	2	66.7	240	3	27	1	2	139.1
Temple	37	31	0	83.8	270	2	25	1	9	162.9
UConn	24	17	0	70.8	300	4	56	0	0	230.8
Memphis	35	27	1	77.1	321	1	32	2	14	157.9
SMU	32	27	2	84.4	299	2	62	2	17	171.0
Rutgers	38	24	0	63.2	405	4	66	0	0	187.4
Houston	50	29	2	58.0	406	2	43	2	23	131.4
Louisville	40	22	2	55.0	304	0	57	1	5	108.8
TOTALS	360	247	11	68.6	3121	22	66	10	74	155.5

#3C CONEY, Bennie	Att	Comp	Int	Pct	Yards	TD	Long	Sack	Yds	Effic
Northwestern State	5	5	0	100.0	60	1	44	0	0	266.8
TOTALS	5	5	0	100.0	60	1	44	0	0	266.8

#10 LUALLEN, Jordan	Att	Comp	Int	Pct	Yards	TD	Long	Sack	Yds	Effic
UConn	4	3	0	75.0	64	1	37	0	0	291.9
Memphis	2	2	0	100.0	8	0	7	0	0	133.6
Rutgers	3	2	1	66.7	62	1	34	0	0	283.6
Houston	1	1	0	100.0	-5	0	0	0	0	58.0
Louisville	1	0	0	0.0	0	0	0	0	0	0.0
TOTALS	11	8	1	72.7	129	2	37	0	0	213.1

#19 WASHINGTON, S.	Att	Comp	Int	Pct	Yards	TD	Long	Sack	Yds	Effic
Rutgers	2	2	0	100.0	40	1	28	0	0	433.0
TOTALS	2	2	0	100.0	40	1	28	0	0	433.0

#16 COLOSIMO, Michael	Att	Comp	Int	Pct	Yards	TD	Long	Sack	Yds	Effic
Northwestern State	2	2	0	100.0	10	0	7	0	0	142.0
TOTALS	2	2	0	100.0	10	0	7	0	0	142.0

2013 UNIVERSITY OF CINCINNATI FOOTBALL

STATISTICS

TOTAL TACKLES	UA-A	TOT	PUR	ILL	NSU	MIA	USF	TEM	UCONN	MEM	SMU	RUT	HOU	LOU	UNC
BLAIR, Greg	42-54	96	2-1	5-9	1-3	4-0	4-3	3-6	3-2	2-3	3-7	3-7	5-2	7-11	
TEMPLE, Nick	38-35	73	2-0	3-5	4-2	1-1	6-2	2-5	2-5	1-1	3-3	1-7	6-2	7-2	
EDWARDS, Zach	37-26	63	1-0	3-3	1-3	1-0	4-0	3-2	2-4	6-5	6-1	7-2	1-4	2-2	
CHENAULT, Arryn	35-18	53	3-1	4-2	2-3	3-0	1-1	3-2	5-4	1-1	4-1	2-2	3-1	4-0	
STEPP, Jordan	15-28	43	0-3	0-2	0-2	2-1	1-1	2-2	2-3	2-0	1-1	1-5	2-1	2-7	
WITTY, Adrian	24-18	42	0-2	3-0	0-3	3-0	2-0	2-4	4-2	-	7-4	-	1-1	2-2	
LUC, Jeff	23-15	38	2-2	3-3	2-1	1-2	4-1	1-1	1-0	3-2	0-2	2-0	1-1	3-0	
MOUHON, S.	17-20	37	1-0	1-0	1-2	2-1	2-1	3-3	1-4	1-1	-	1-1	3-3	1-4	
WILDER, Howard	19-13	32	2-0	2-3	1-0	-	3-1	2-2	1-0	2-0	3-2	0-2	1-1	2-2	
DEMPSEY, Adam	16-11	27	-	1-2	1-2	3-1	3-1	1-0	2-2	4-0	0-1	-	0-1	1-1	
HARRAH, Brad	13-12	25	2-1	4-1	-	-	3-0	0-1	0-1	0-3	1-0	1-2	2-0	0-3	
CASSEUS, C.	9-16	25	3-2	0-1	2-5	-	-	1-0	1-2	-	0-1	1-2	-	1-3	
DRANE, Deven	16-8	24	2-0	1-1	DNP	-	1-1	-	4-4	2-0	4-2	-	1-0	1-0	
PAYNE, L.	14-9	23	-	1-0	1-1	0-2	2-0	0-2	-	-	2-0	4-2	3-0	1-2	
JONES, Andre	8-14	22	2-0	2-2	1-4	1-0	-	-	0-1	1-2	-	1-5	-	-	
MASON, Corey	11-10	21	3-2	1-2	1-2	1-0	1-0	-	0-1	0-1	1-0	1-2	1-0	1-0	
HARTSFIELD, T.	13-8	21	-	1-0	1-2	3-1	-	0-2	3-2	1-0	2-1	-	1-0	1-0	
AIKEN, Marques	4-16	20	-	0-5	0-3	1-0	1-0	0-2	-	1-1	0-1	0-1	1-3	-	
TENTMAN, S.	9-11	20	2-0	-	0-4	1-0	-	0-1	1-0	-	1-3	2-3	-	2-0	
TYSON, Mike	3-9	12	DNP	DNP	0-2	DNP	DNP	-	0-2	1-0	-	0-2	1-2	1-1	
MEADOR, Mitch	6-5	11	0-2	1-1	1-1	2-1	-	1-0	-	1-0	-	-	-	-	
BROWN, Kevin	3-7	10	1-0	-	0-1	-	-	DNP	0-1	-	-	1-3	1-1	0-1	
JORDAN, Jerrell	1-6	7	-	1-0	0-2	DNP	-	-	-	-	-	0-2	0-1	0-1	
RICE, Rob	3-3	6	DNP	DNP	-	DNP	-	1-1	1-0	0-1	-	1-1	-	-	
MOORE, Rod	3-2	5	-	DNP	0-1	DNP	-	-	2-1	-	-	1-0	-	-	
COLEMAN, Grant	2-3	5	DNP	DNP	0-2	DNP	DNP	DNP	-	DNP	-	2-1	-	-	
ANTOUN, Mason	3-2	5	1-0	DNP	0-1	DNP	-	DNP	-	-	DNP	2-1	-	-	
MITCHELL, B.	1-4	5	0-1	0-1	0-1	DNP	-	-	-	DNP	-	1-1	DNP	DNP	
FOSTER, Marcus	2-2	4	DNP	-	1-1	-	-	-	1-1	DNP	DNP	DNP	DNP	DNP	
KING, Anthony	3-1	4	DNP	DNP	-	-	-	-	-	-	1-0	-	1-0	1-1	
WEST, Chad	3-0	3	1-0	DNP	1-0	1-0	-	-	-	-	-	DNP	-	-	
ORR, Trenier	1-2	3	0-1	1-1	DNP	DNP	DNP	DNP	DNP	DNP	DNP	DNP	DNP	DNP	
WILLIS, Kirk	1-2	3	-	0-1	-	1-0	-	-	-	-	-	-	-	0-1	
HYLAND, Kevin	0-3	3	-	0-1	0-2	-	-	-	DNP	DNP	-	-	DNP	-	
BEARD, Camaron	1-2	3	-	DNP	1-0	DNP	-	DNP	-	0-1	-	-	-	0-1	
BOND, Deyshawn	1-1	2	-	-	-	-	1-0	-	-	-	0-1	-	-	-	
DONNINI, Connor	0-2	2	DNP	DNP	0-2	DNP	DNP	DNP	DNP	DNP	DNP	DNP	DNP	DNP	
WASHINGTON, S.	2-0	2	-	-	-	-	-	-	-	-	-	-	1-0	1-0	
CONEY, Bennie	1-0	1	DNP	DNP	-	DNP	DNP	DNP	1-0	DNP	DNP	-	DNP	DNP	
KEEBLER, Cory	0-1	1	-	-	-	-	-	-	-	-	-	-	-	0-1	
DOSTON, Darren	0-1	1	-	DNP	0-1	DNP	DNP	DNP	DNP	DNP	DNP	DNP	DNP	DNP	
WILLIAMS, Hosey	0-1	1	-	-	-	-	-	DNP	-	-	0-1	-	-	-	
LEAHY, Ryan	1-0	1	-	DNP	-	DNP	DNP	DNP	-	DNP	DNP	1-0	DNP	DNP	
GRAVES, Jeremy	1-0	1	1-0	-	-	-	-	-	-	-	-	-	-	-	
POSLEY, Josh	0-1	1	-	DNP	0-1	DNP	DNP	DNP	DNP	DNP	DNP	DNP	DNP	DNP	
BUJNOCH, Austen	1-0	1	-	-	-	-	-	-	DNP	DNP	1-0	DNP	-	-	
LLOYD, John	1-0	1	-	1-0	-	-	-	-	-	-	-	-	-	-	

2013 UNIVERSITY OF CINCINNATI FOOTBALL

STATISTICS

SACKS	UA-A	TOT	PUR	ILL	NSU	MIA	USF	TEM	UCONN	MEM	SMU	RUT	HOU	LOU	UNC
MOUHON, S.	8-3	9.5	1.0-8	-	1.0-4	1.5-13	-	-	2.0-12	-	-	1.0-7	2.0-8	1.0-4	-
STEPP, Jordan	6-0	6.0	-	-	-	2.0-12	-	-	2.0-11	-	1.0-8	1.0-5	-	-	-
TEMPLE, Nick	5-1	5.5	-	-	2.0-17	-	1.0-7	-	1.0-4	-	-	-	-	1.5-7	-
HARRAH, Brad	3-2	4.0	-	-	-	-	-	0.5-4	-	-	1.0-4	1.0-4	1.0-13	0.5-4	-
DEMPSEY, Adam	3-1	3.5	-	-	-	-	1.0-9	1.0-1	0.5-1	1.0-9	-	-	-	-	-
HARTSFIELD, T.	1-1	1.5	-	-	-	-	-	-	1.5-7	-	-	-	-	-	-
LUC, Jeff	1-1	1.5	-	-	-	0.5-4	-	1.0-6	-	-	-	-	-	-	-
MEADOR, Mitch	1-0	1.0	-	-	-	1.0-5	-	-	-	-	-	-	-	-	-
BEARD, Camaron	1-0	1.0	-	DNP	1.0-2	DNP	-	DNP	-	-	-	-	-	-	-
BLAIR, Greg	1-0	1.0	-	-	-	-	-	-	1.0-14	-	-	-	-	-	-
AIKEN, Marques	0-1	0.5	-	-	-	-	-	0.5-4	-	-	-	-	-	-	-

TFLs	UA-A	TOT	PUR	ILL	NSU	MIA	USF	TEM	UCONN	MEM	SMU	RUT	HOU	LOU	UNC
TEMPLE, Nick	11-5	13.5	2.0-9	1.0-1	2.5-19	0.5-3	1.0-7	-	1.0-4	-	0.5-0	-	2.5-9	2.5-9	-
MOUHON, S.	8-5	10.5	1.0-8	-	1.0-4	1.5-13	-	-	2.0-12	-	-	1.0-7	2.5-10	1.5-4	-
HARRAH, Brad	8-4	10.0	-	2.5-6	-	-	2.0-6	0.5-4	-	0.5-6	1.0-4	1.0-4	2.0-16	0.5-4	-
DEMPSEY, Adam	6-4	8.0	-	-	-	1.5-5	1.0-9	1.0-1	1.0-2	2.0-14	0.5-1	-	-	1.0-1	-
STEPP, Jordan	6-4	8.0	0.5-1	-	-	2.0-12	-	-	2.5-12	-	1.0-8	1.0-5	0.5-1	0.5-1	-
BLAIR, Greg	4-5	6.5	1.0-3	0.5-1	-	-	-	0.5-1	2.5-23	1.0-4	-	0.5-1	0.5-0	-	-
LUC, Jeff	4-5	6.5	0.5-1	1.5-4	-	0.5-4	1.0-1	1.5-7	-	0.5-5	-	1.0-1	-	-	-
HARTSFIELD, T.	2-4	4.0	-	-	0.5-3	0.5-1	-	-	2.0-8	-	-	-	-	1.0-5	-
MEADOR, Mitch	2-1	2.5	-	-	-	1.5-6	-	-	-	1.0-1	-	-	-	-	-
EDWARDS, Zach	1-3	2.5	-	0.5-0	-	-	-	-	-	1.0-2	-	0.5-1	0.5-1	-	-
AIKEN, Marques	0-4	2.0	-	1.0-4	-	-	-	0.5-4	-	-	-	-	0.5-1	-	-
WITTY, Adrian	2-0	2.0	-	-	-	-	-	1.0-2	-	-	1.0-1	-	-	-	-
DRANE, Deven	1-0	1.0	-	-	DNP	-	-	-	-	-	-	-	1.0-2	-	-
CHENAULT, Arryn	1-0	1.0	-	-	1.0-4	-	-	-	-	-	-	-	-	-	-
PAYNE, L.	0-2	1.0	-	-	-	1.0-1	-	-	-	-	-	-	-	-	-
BEARD, Camaron	1-0	1.0	-	DNP	1.0-2	DNP	-	DNP	-	-	-	-	-	-	-
MASON, Corey	1-0	1.0	-	-	-	-	-	-	-	-	-	1.0-1	-	-	-
MITCHELL, B.	1-0	1.0	-	-	-	DNP	-	-	-	DNP	-	1.0-4	DNP	DNP	-
FOSTER, Marcus	1-0	1.0	DNP	-	1.0-3	-	-	-	-	DNP	DNP	DNP	DNP	DNP	-
JORDAN, Jerrell	0-1	0.5	-	-	-	DNP	-	-	-	-	-	0.5-3	-	-	-
TYSON, Mike	0-1	0.5	DNP	DNP	-	DNP	DNP	-	-	-	-	0.5-2	-	-	-

FUMBLES FORCED	TOTAL	PUR	ILL	NSU	MIA	USF	TEM	UCONN	MEM	SMU	RUT	HOU	LOU	UNC
MOUHON, S.	2	1	-	-	-	-	-	-	-	-	-	1	-	-
LUC, Jeff	2	-	-	-	-	1	-	-	1	-	-	-	-	-
WILDER, Howard	1	1	-	-	-	-	-	-	-	-	-	-	-	-
MASON, Corey	1	-	-	-	1	-	-	-	-	-	-	-	-	-
BUJNOCH, Austen	1	-	-	-	-	-	-	DNP	DNP	1	DNP	-	-	-
TEMPLE, Nick	1	-	-	-	-	-	1	-	-	-	-	-	-	-
EDWARDS, Zach	1	1	-	-	-	-	-	-	-	-	-	-	-	-
BLAIR, Greg	1	-	-	-	-	1	-	-	-	-	-	-	-	-

FUMBLES RECOVERED	TOTAL	PUR	ILL	NSU	MIA	USF	TEM	UCONN	MEM	SMU	RUT	HOU	LOU	UNC
STEPP, Jordan	1	-	-	-	-	-	1	-	-	-	-	-	-	-
CHENAULT, Arryn	1	1	-	-	-	-	-	-	-	-	-	-	-	-
BLAIR, Greg	1	-	-	-	-	-	-	-	-	-	-	1	-	-
DOSTON, Darren	1	1	DNP	-	DNP	DNP	DNP	DNP	DNP	DNP	DNP	DNP	DNP	-
AIKEN, Marques	1	-	-	-	-	-	-	-	-	-	-	1	-	-
EDWARDS, Zach	1	-	-	-	-	-	-	-	1	-	-	-	-	-
LUC, Jeff	1	-	-	-	-	1	-	-	-	-	-	-	-	-

2013 UNIVERSITY OF CINCINNATI FOOTBALL

STATISTICS

ALL-PURPOSE YARDS	TOTAL	PUR	ILL	NSU	MIA	USF	TEM	UCONN	MEM	SMU	RUT	HOU	LOU	UNC
MCCLUNG, A.	963	7	114	50	DNP	90	87	45	93	97	144	139	97	
ABERNATHY, RD	956	91	126	91	122	43	129	65	100	42	56	48	43	
WASHINGTON, S.	884	8	89	47	101	52	78	52	131	51	132	132	11	
MOORE, Chris	635	58	65	19	36	17	60	65	43	37	75	72	88	
WILLIAMS, Hosey	625	73	43	117	78	22	DNP	38	-	90	39	91	34	
MCKAY, Mekale	463	-	17	40	-	37	-	93	22	69	125	3	57	
MORRISON, Max	439	58	48	87	18	15	37	54	8	42	15	39	18	
GREEN, Tion	421	29	DNP	66	DNP	37	96	38	24	47	26	20	38	
MOORE, Rod	232	12	DNP	23	DNP	-	-	50	33	-	-	-	114	
LUAllen, Jordan	220	DNP	-	-	DNP	-2	59	51	41	29	18	7	17	
ANNEN, Blake	177	21	6	49	16	12	-	56	8	-	5	-	4	
KAY, Brendon	164	2	3	9	30	28	18	2	-	-8	19	38	23	
LEGAUX, Munchie	107	55	52	DNP	DNP	DNP	DNP	DNP	DNP	DNP	DNP	DNP	DNP	
TYSON, Mike	103	DNP	DNP	-	DNP	DNP	-	95	-	-	8	-	-	
DRANE, Deven	85	-	-	DNP	38	-	-	47	-	-	-	-	-	
ALONZO, Shakim	81	9	-	44	DNP	DNP	-	-	-	-	28	-	DNP	
GOLDEN, Jared	50	7	-	32	11	-	-	-	-	-	-	-	-	
GRAVES, Jeremy	47	15	10	-	-	3	8	-	-	-	11	-	-	
WITTY, Adrian	41	41	-	-	-	-	-	-	-	-	-	-	-	
COLE, Nate	39	-	-	-	DNP	-	12	24	-	-	3	-	-	
KING, Anthony	34	DNP	DNP	34	-	-	-	-	-	-	-	-	-	
EDWARDS, Zach	20	-	-	-	-	-	20	-	-	-	-	-	-	
RICE, Rob	18	DNP	DNP	18	DNP	-	-	-	-	-	-	-	-	
JOHNSON, Travis	18	DNP	DNP	18	DNP	DNP	DNP	DNP	DNP	DNP	DNP	DNP	DNP	
LLOYD, John	14	-	-	-	-	-	-	-	-	-	14	-	-	
DOWDY, DJ	6	-	-	-	6	-	-	-	-	-	-	-	DNP	
NUTTER, Kyle	3	DNP	DNP	3	DNP	DNP	DNP	DNP	DNP	-	DNP	DNP	DNP	
CONey, Bennie	-9	DNP	DNP	-	DNP	DNP	DNP	-6	DNP	DNP	-3	DNP	DNP	
PUNT RETURNS	TOTAL	PUR	ILL	NSU	MIA	USF	TEM	UCONN	MEM	SMU	RUT	HOU	LOU	UNC
WASHINGTON, S.	11-109	-	1-6	1-25	5-33	1-4	2-6	-	1-35	-	-	-	-	
MCCLUNG, A.	17-55	3--2	2-20	1-9	DNP	-	1-1	3-1	1--5	-	4-29	1-2	1-0	
KICK RETURNS	TOTAL	PUR	ILL	NSU	MIA	USF	TEM	UCONN	MEM	SMU	RUT	HOU	LOU	UNC
ABERNATHY, RD	16-351	1-22	3-71	-	1-16	-	4-101	2-51	-	1-30	3-47	1-13	-	
MOORE, Rod	9-220	-	DNP	1-23	DNP	-	-	2-50	1-33	-	-	-	5-114	
WASHINGTON, S.	2-28	-	-	1-19	-	-	-	-	-	-	1-9	-	-	
MOORE, Chris	1-20	-	1-20	-	-	-	-	-	-	-	-	-	-	
INT RETURNS	TOTAL	PUR	ILL	NSU	MIA	USF	TEM	UCONN	MEM	SMU	RUT	HOU	LOU	UNC
DRANE, Deven	3-85	-	-	DNP	1-38	-	-	1-47	1-0	-	-	-	-	
EDWARDS, Zach	2-20	-	-	1-0	-	-	1-20	-	-	-	-	-	-	
TYSON, Mike	2-103	DNP	DNP	-	DNP	DNP	-	1-95	-	-	1-8	-	-	
WILDER, Howard	2-0	-	-	-	-	-	-	1-0	-	-	-	-	1-0	
TEMPLE, Nick	1-0	1-0	-	-	-	-	-	-	-	-	-	-	-	
CHENAULT, Arryn	1-0	-	-	-	1-0	-	-	-	-	-	-	-	-	
WITTY, Adrian	1-41	1-41	-	-	-	-	-	-	-	-	-	-	-	
PAYNE, L.	1-0	-	-	-	-	-	-	-	-	-	1-0	-	-	
FUMBLE RETURNS	TOTAL	PUR	ILL	NSU	MIA	USF	TEM	UCONN	MEM	SMU	RUT	HOU	LOU	UNC
BLAIR, Greg	1-7	-	-	-	-	-	-	-	-	-	-	1-7	-	

INDIVIDUAL GAME HIGHS

ABERNATHY IV, Ralph David

Points scored: 12, Pittsburgh, 09/06/12 ; at Louisville, 10/26/12
Touchdowns: 2, Pittsburgh, 09/06/12 ; at Louisville, 10/26/12
Rush attempts: 24, at Miami (Ohio), 09/21/13
Rush yards: 98, at Toledo, 10/20/12 (9 carries)
Rush TDs: 2, at Louisville, 10/26/12
Long rush: 52, at Toledo, 10/20/12
Receptions: 4, Pittsburgh, 09/06/12 ; Syracuse, 11/03/12
Receiving yards: 76, vs Virginia Tech, 09/29/12 (1 receptions)
Receiving TDs: 2, Pittsburgh, 09/06/12
Long reception: 76, vs Virginia Tech, 09/29/12
Total offense attempts: 24, at Miami (Ohio), 09/21/13 (24 rush,0 pass)
Total offense yards: 98, at Toledo, 10/20/12 (98 rush,0 pass)
All-purpose yards: 204, at Louisville, 10/26/12
Kick returns: 6, Connecticut, 12/03/11
Kick return yards: 169, Connecticut, 12/03/11 (6 returns)
Long kick return: 90, vs Vanderbilt, 12/31/11

AIKEN, Marques

Tackles: 5, at Illinois, 09/07/13 (0-5)
Sacks: .5, Temple, 10/11/13 (0-1)
Tackles for loss: 1.0, at Illinois, 09/07/13 (0-0)
Fumbles recovered: 1, at Houston, 11/23/13
Pass breakups: 1, Temple, 10/11/13 ; UConn, 10/19/13

ALONZO, Shakim

Points scored: 6, Northwestern State, 09/14/13
Touchdowns: 1, Northwestern State, 09/14/13
Receptions: 1, Purdue, 08/31/13 ; Northwestern State, 09/14/13 ; at Rutgers, 11/16/13
Receiving yards: 44, Northwestern State, 09/14/13 (1 receptions)
Receiving TDs: 1, Northwestern State, 09/14/13
Long reception: 44, Northwestern State, 09/14/13
All-purpose yards: 44, Northwestern State, 09/14/13

ANNEN, Blake

Points scored: 6, Purdue, 08/31/13 ; UConn, 10/19/13
Touchdowns: 1, Purdue, 08/31/13 ; UConn, 10/19/13
Receptions: 3, at Miami (Ohio), 09/21/13 ; UConn, 10/19/13
Receiving yards: 56, UConn, 10/19/13 (3 receptions)
Receiving TDs: 1, Purdue, 08/31/13 ; UConn, 10/19/13
Long reception: 49, Northwestern State, 09/14/13
All-purpose yards: 56, UConn, 10/19/13

ANTOUN, Mason

Tackles: 3, at Rutgers, 11/16/13 (2-1)

BEARD, Camaron

Tackles: 6, Rutgers, 11/17/12 (0-6)
Sacks: 1.0, Northwestern State, 09/14/13 (1-0)
Tackles for loss: 1.0, 4 times
Fumbles forced: 1, Miami (Ohio), 10/06/12
Fumbles recovered: 1, Pittsburgh, 09/06/12
Pass breakups: 1, USF, 11/23/12

BLAIR, Greg

All-purpose yards: 13, Miami (Ohio), 10/06/12
Interceptions: 1, Pittsburgh, 09/06/12 ; Miami (Ohio), 10/06/12
Long interception return: 13, Miami (Ohio), 10/06/12
Tackles: 19, at Louisville, 10/26/12 (9-10)
Sacks: 1.5, at Louisville, 10/26/12 (1-1)
Tackles for loss: 2.5, UConn, 10/19/13 (2-0)
Fumbles forced: 1, at USF, 10/05/13 ; USF, 11/23/12 ; vs Duke, 12/27/12
Fumbles recovered: 1, at Houston, 11/23/13 ; vs Duke, 12/27/12
Pass breakups: 1, 9 times

BOND, Deyshawn

Tackles: 1, at USF, 10/05/13 (1-0); SMU, 11/09/13 (0-1)

BROWN, Kevin

Tackles: 4, at Rutgers, 11/16/13 (1-3)
Pass breakups: 1, Fordham, 10/12/12 ; at Temple, 11/10/12

BUJNOCH, Austen

Tackles: 1, SMU, 11/09/13 (1-0)
Fumbles forced: 1, SMU, 11/09/13

BURRELL, Chris

Receptions: 1, Purdue, 08/31/13
All-purpose yards: 22, Pittsburgh, 09/06/12
Kick returns: 1, Pittsburgh, 09/06/12
Kick return yards: 22, Pittsburgh, 09/06/12 (1 returns)
Long kick return: 22, Pittsburgh, 09/06/12

CASSEUS, C.

Tackles: 7, Northwestern State, 09/14/13 (2-5)
Tackles for loss: 1.0, Austin Peay, 09/03/11 (1-0); Akron, 09/17/11 (1-0)

CHENAULT, Arryn

All-purpose yards: 21, vs Duke, 12/27/12
Interceptions: 1, 4 times
Long interception return: 21, vs Duke, 12/27/12
Tackles: 9, UConn, 10/19/13 (5-4)
Tackles for loss: 1.0, Delaware State, 09/14/12 (1-0); Northwestern State, 09/14/13 (1-0)
Fumbles recovered: 1, Purdue, 08/31/13 ; Miami (Ohio), 10/06/12
Pass breakups: 2, at Illinois, 09/07/13 ; at Houston, 11/23/13

CHISUM, Alex

Points scored: 6, at USF, 10/22/11 ; Connecticut, 12/03/11
Touchdowns: 1, at USF, 10/22/11 ; Connecticut, 12/03/11
Receptions: 4, Louisville, 10/15/11
Receiving yards: 73, at USF, 10/22/11 (3 receptions)
Receiving TDs: 1, at USF, 10/22/11 ; Connecticut, 12/03/11
Long reception: 30, at USF, 10/22/11
All-purpose yards: 73, at USF, 10/22/11

COLE, Nate

Receptions: 1, Northwestern State, 09/14/13 ; Temple, 10/11/13 ; UConn, 10/19/13
Receiving yards: 24, UConn, 10/19/13 (1 receptions)
Long reception: 24, UConn, 10/19/13
All-purpose yards: 24, UConn, 10/19/13

COLEMAN, Grant

Tackles: 3, at Rutgers, 11/16/13 (2-1)
Pass breakups: 1, at Rutgers, 11/16/13

COLOSIMO, Michael

Pass attempts: 2, Northwestern State, 09/14/13
Pass completions: 2, Northwestern State, 09/14/13
Pass yards: 10, Northwestern State, 09/14/13
Long pass: 7, Northwestern State, 09/14/13
Total offense attempts: 2, Northwestern State, 09/14/13 (0 rush,2 pass)
Total offense yards: 10, Northwestern State, 09/14/13 (0 rush,10 pass)

CONEY, Bennie

Rush attempts: 1, UConn, 10/19/13 ; at Rutgers, 11/16/13
Rush yards: -3, at Rutgers, 11/16/13 (1 carries)
Pass attempts: 5, Northwestern State, 09/14/13
Pass completions: 5, Northwestern State, 09/14/13
Pass yards: 60, Northwestern State, 09/14/13
Pass TDs: 1, Northwestern State, 09/14/13
Had intercepted: 1, UConn, 10/19/13
Long pass: 44, Northwestern State, 09/14/13
Total offense attempts: 5, Northwestern State, 09/14/13 (0 rush,5 pass)
Total offense yards: 60, Northwestern State, 09/14/13 (0 rush,60 pass)
All-purpose yards: -3, at Rutgers, 11/16/13
Tackles: 1, UConn, 10/19/13 (1-0)

DEMPSEY, Adam

Tackles: 4, 4 times
Sacks: 1.0, at USF, 10/05/13 (1-0); Temple, 10/11/13 (1-0); at Memphis, 10/30/13 (1-0)
Tackles for loss: 2.0, at Memphis, 10/30/13 (2-0)
Pass breakups: 1, at Memphis, 10/30/13
Blocked kicks: 1, vs Duke, 12/27/12

DONNINI, Connor

Tackles: 2, Northwestern State, 09/14/13 (0-2)
Pass breakups: 1, Northwestern State, 09/14/13

DOSTON, Darren

Tackles: 1, Northwestern State, 09/14/13 (0-1)
Fumbles recovered: 1, Purdue, 08/31/13

DOWDY, DJ

Receptions: 1, at Miami (Ohio), 09/21/13 ; UConn, 10/19/13
Receiving yards: 6, at Miami (Ohio), 09/21/13 (1 receptions)
Long reception: 6, at Miami (Ohio), 09/21/13
All-purpose yards: 6, at Miami (Ohio), 09/21/13

DRANE, Deven

Points scored: 6, Fordham, 10/12/12
Touchdowns: 1, Fordham, 10/12/12
All-purpose yards: 47, UConn, 10/19/13
Kick returns: 1, at Tennessee, 09/10/11
Kick return yards: 20, at Tennessee, 09/10/11 (1 returns)
Long kick return: 20, at Tennessee, 09/10/11
Interceptions: 1, 8 times
Long interception return: 47, UConn, 10/19/13
Tackles: 9, at Connecticut, 12/01/12 (7-2)
Tackles for loss: 1.0, Austin Peay, 09/03/11 (1-0); at Pittsburgh, 11/05/11 (1-0); Rutgers, 11/17/12 (1-0)
Fumbles recovered: 1, NC State, 09/22/11 ; Fordham, 10/12/12
Pass breakups: 2, Pittsburgh, 09/06/12 ; Akron, 09/17/11 ; NC State, 09/22/11

EDWARDS, Zach

All-purpose yards: 20, Temple, 10/11/13
Interceptions: 1, Northwestern State, 09/14/13 ; Temple, 10/11/13
Long interception return: 20, Temple, 10/11/13
Tackles: 11, at Memphis, 10/30/13 (6-5)
Tackles for loss: 1.0, at Memphis, 10/30/13 (1-0)
Fumbles forced: 1, Purdue, 08/31/13
Fumbles recovered: 1, at Memphis, 10/30/13
Pass breakups: 2, at Houston, 11/23/13

FOSTER, Marcus

Tackles: 2, Northwestern State, 09/14/13 (1-1); UConn, 10/19/13 (1-1)
Tackles for loss: 1.0, Northwestern State, 09/14/13 (1-0)

GOLDEN, Jared

Receptions: 1, Purdue, 08/31/13 ; Northwestern State, 09/14/13 ; at Miami (Ohio), 09/21/13
Receiving yards: 32, Northwestern State, 09/14/13 (1 receptions)
Long reception: 32, Northwestern State, 09/14/13
All-purpose yards: 32, Northwestern State, 09/14/13

GRAVES, Jeremy

Receptions: 1, Purdue, 08/31/13 ; at Illinois, 09/07/13 ; at USF, 10/05/13
Receiving yards: 15, Purdue, 08/31/13 (1 receptions)
Long reception: 15, Purdue, 08/31/13
All-purpose yards: 15, Purdue, 08/31/13
Tackles: 1, Purdue, 08/31/13 (1-0); vs Virginia Tech, 09/29/12 (1-0); at Toledo, 10/20/12 (1-0)
Fumbles recovered: 1, Syracuse, 11/03/12

GREEN, Tion

Points scored: 12, Temple, 10/11/13 ; at Memphis, 10/30/13
Touchdowns: 2, Temple, 10/11/13 ; at Memphis, 10/30/13
Rush attempts: 18, Temple, 10/11/13
Rush yards: 91, Temple, 10/11/13 (18 carries)
Rush TDs: 2, Temple, 10/11/13 ; at Memphis, 10/30/13
Long rush: 24, Temple, 10/11/13
Receptions: 1, at USF, 10/05/13 ; Temple, 10/11/13
Receiving yards: 7, at USF, 10/05/13 (1 receptions)
Long reception: 7, at USF, 10/05/13
Total offense attempts: 18, Temple, 10/11/13 (18 rush,0 pass)
Total offense yards: 91, Temple, 10/11/13 (91 rush,0 pass)
All-purpose yards: 96, Temple, 10/11/13

HARRAH, Brad

Tackles: 5, at Illinois, 09/07/13 (4-1)
Tackles: 1.0, SMU, 11/09/13 (1-0); at Rutgers, 11/16/13 (1-0); at Houston, 11/23/13 (1-0)
Tackles for loss: 2.5, at Illinois, 09/07/13 (2-0)

HARTSFIELD, Terrell

Tackles: 5, UConn, 10/19/13 (3-2)
Sacks: 1.5, UConn, 10/19/13 (1-1)
Tackles for loss: 2.0, UConn, 10/19/13 (1-1)

HYLAND, Kevin

Tackles: 2, Northwestern State, 09/14/13 (0-2)

JOHNSON, Travis

Receptions: 3, Northwestern State, 09/14/13
Receiving yards: 18, Northwestern State, 09/14/13 (3 receptions)
Long reception: 7, Northwestern State, 09/14/13
All-purpose yards: 18, Northwestern State, 09/14/13

JONES, Andre

Tackles: 5, Northwestern State, 09/14/13 (1-4)

JORDAN, Jerrell

Tackles: 2, Northwestern State, 09/14/13 (0-2); at Rutgers, 11/16/13 (0-2)
Tackles for loss: .5, at Rutgers, 11/16/13 (0-0)
Pass breakups: 1, at Rutgers, 11/16/13

KAY, Brendon

Points scored: 12, Louisville, 12/05/13
Touchdowns: 2, Louisville, 12/05/13
Rush attempts: 13, Rutgers, 11/17/12
Rush yards: 76, vs Duke, 12/27/12 (10 carries)
Rush TDs: 2, Louisville, 12/05/13
Long rush: 40, at Temple, 11/10/12
Pass attempts: 50, at Houston, 11/23/13
Pass completions: 31, Temple, 10/11/13
Pass yards: 406, at Houston, 11/23/13
Pass TDs: 4, 4 times
Had intercepted: 2, 6 times
Long pass: 83, vs Duke, 12/27/12
Receptions: 1, at Temple, 11/10/12 ; at Rutgers, 11/16/13 ; at Connecticut, 12/01/12
Receiving yards: 39, at Connecticut, 12/01/12 (1 receptions)
Receiving TDs: 1, at Connecticut, 12/01/12
Long reception: 39, at Connecticut, 12/01/12
Total offense attempts: 59, at Houston, 11/23/13 (9 rush,50 pass)
Total offense yards: 444, at Houston, 11/23/13 (38 rush,406 pass)
All-purpose yards: 76, at Temple, 11/10/12 ; vs Duke, 12/27/12
Punt attempts: 2, 5 times
Punt yards: 107, Temple, 10/11/13 (2 punts)
Longest punt: 58, Temple, 10/11/13
Tackles: 1, at Toledo, 10/20/12 (1-0); at Temple, 11/10/12 (0-1)
Pass breakups: 1, at Tennessee, 09/10/11 ; at Houston, 11/23/13

KING, Anthony

Rush attempts: 6, Northwestern State, 09/14/13
Rush yards: 34, Northwestern State, 09/14/13 (6 carries)
Long rush: 11, Akron, 09/17/11
Total offense attempts: 6, Northwestern State, 09/14/13 (6 rush,0 pass)
Total offense yards: 34, Northwestern State, 09/14/13 (34 rush,0 pass)
All-purpose yards: 34, Northwestern State, 09/14/13
Tackles: 2, Louisville, 12/05/13 (1-1)

LEAHY, Ryan

Tackles: 1, at Rutgers, 11/16/13 (1-0)

LEGAUX, Munchie

Points scored: 6, 7 times
Touchdowns: 1, 7 times
Rush attempts: 12, at Rutgers, 11/19/11
Rush yards: 117, Pittsburgh, 09/06/12 (6 carries)
Rush TDs: 1, 7 times
Long rush: 77, Pittsburgh, 09/06/12
Pass attempts: 42, vs Virginia Tech, 09/29/12
Pass completions: 20, Delaware State, 09/14/12
Pass yards: 376, vs Virginia Tech, 09/29/12
Pass TDs: 3, vs Virginia Tech, 09/29/12 ; Connecticut, 12/03/11
Had intercepted: 3, at Louisville, 10/26/12
Long pass: 78, Fordham, 10/12/12
Receptions: 1, Pittsburgh, 12/04/10
Receiving yards: 18, Pittsburgh, 12/04/10 (1 receptions)
Long reception: 18, Pittsburgh, 12/04/10
Total offense attempts: 53, vs Virginia Tech, 09/29/12 (11 rush,42 pass)
Total offense yards: 403, vs Virginia Tech, 09/29/12 (27 rush,376 pass)
All-purpose yards: 117, Pittsburgh, 09/06/12
Tackles: 1, Austin Peay, 09/03/11 (0-1); at USF, 10/22/11 (0-1); vs Duke, 12/27/12 (1-0)
Pass breakups: 1, vs Duke, 12/27/12

INDIVIDUAL GAME HIGHS

LLOYD, John

Rush attempts: 1, at Rutgers, 11/16/13
Rush yards: 14, at Rutgers, 11/16/13 (1 carries)
Long rush: 14, at Rutgers, 11/16/13
Total offense attempts: 1, at Rutgers, 11/16/13 (1 rush,0 pass)
Total offense yards: 14, at Rutgers, 11/16/13 (14 rush,0 pass)
All-purpose yards: 14, at Rutgers, 11/16/13
Punt attempts: 5, at Illinois, 09/07/13
Punt yards: 196, at Illinois, 09/07/13 (5 punts)
Longest punt: 62, Louisville, 12/05/13
Tackles: 1, at Illinois, 09/07/13 (1-0)

LUALLEN, Jordan

Points scored: 6, 5 times
Touchdowns: 1, 5 times
Rush attempts: 12, UConn, 10/19/13
Rush yards: 77, at Syracuse, 11/26/11 (8 carries)
Rush TDs: 1, 5 times
Long rush: 48, at Syracuse, 11/26/11
Pass attempts: 4, UConn, 10/19/13
Pass completions: 3, UConn, 10/19/13
Pass yards: 64, UConn, 10/19/13
Pass TDs: 1, UConn, 10/19/13 ; at Rutgers, 11/16/13
Had intercepted: 1, at Rutgers, 11/16/13
Long pass: 37, UConn, 10/19/13
Total offense attempts: 16, UConn, 10/19/13 (12 rush,4 pass)
Total offense yards: 115, UConn, 10/19/13 (51 rush,64 pass)
All-purpose yards: 77, at Syracuse, 11/26/11
Tackles: 2, at Tennessee, 09/10/11 (2-0)

LUC, Jeff

Tackles: 6, at Illinois, 09/07/13 (3-3)
Sacks: 1.0, Temple, 10/11/13 (1-0)
Tackles for loss: 1.5, at Illinois, 09/07/13 (1-0); Temple, 10/11/13 (1-0)
Fumbles forced: 1, at USF, 10/05/13 ; Temple, 10/11/13 ; at Memphis, 10/30/13
Fumbles recovered: 1, at USF, 10/05/13
Pass breakups: 1, at Illinois, 09/07/13 ; Louisville, 12/05/13

MASON, Corey

Tackles: 5, Purdue, 08/31/13 (3-2)
Tackles for loss: 1.0, at Rutgers, 11/16/13 (1-0)
Fumbles forced: 1, at Miami (Ohio), 09/21/13

McCLUNG, Anthony

Points scored: 12, Austin Peay, 09/03/11 ; Temple, 10/11/13 ; Connecticut, 12/03/11
Touchdowns: 2, Austin Peay, 09/03/11 ; Temple, 10/11/13 ; Connecticut, 12/03/11
Rush attempts: 1, 4 times
Rush yards: 14, vs Duke, 12/27/12 (1 carries)
Long rush: 14, vs Duke, 12/27/12
Receptions: 9, at Memphis, 10/30/13 ; at Houston, 11/23/13
Receiving yards: 142, Connecticut, 12/03/11 (8 receptions)
Receiving TDs: 2, Austin Peay, 09/03/11 ; Temple, 10/11/13 ; Connecticut, 12/03/11
Long reception: 55, vs Duke, 12/27/12
Total offense attempts: 1, 4 times
Total offense yards: 14, vs Duke, 12/27/12 (14 rush,0 pass)
All-purpose yards: 144, at Rutgers, 11/16/13
Punt returns: 4, Pittsburgh, 09/06/12 ; Delaware State, 09/14/12 ; at Rutgers, 11/16/13
Punt return yards: 76, Delaware State, 09/14/12 (4 returns)
Long punt return: 29, Pittsburgh, 09/06/12 ; Delaware State, 09/14/12
Kick returns: 5, at Connecticut, 11/27/10
Kick return yards: 81, at Connecticut, 11/27/10 (5 returns)
Long kick return: 28, Syracuse, 10/30/10
Tackles: 1, at Pittsburgh, 11/05/11 (1-0); Rutgers, 11/20/10 (1-0); Connecticut, 12/03/11 (1-0)

MCKAY, Mekale

Points scored: 18, at Rutgers, 11/16/13
Touchdowns: 3, at Rutgers, 11/16/13
Rush attempts: 1, at Rutgers, 11/16/13
Rush yards: 1, at Rutgers, 11/16/13 (1 carries)
Long rush: 1, at Rutgers, 11/16/13
Receptions: 3, at Rutgers, 11/16/13
Receiving yards: 124, at Rutgers, 11/16/13 (3 receptions)
Receiving TDs: 3, at Rutgers, 11/16/13
Long reception: 66, at Rutgers, 11/16/13
Total offense attempts: 1, at Rutgers, 11/16/13 (1 rush,0 pass)
Total offense yards: 1, at Rutgers, 11/16/13 (1 rush,0 pass)

All-purpose yards: 125, at Rutgers, 11/16/13

MEADOR, Mitch

Tackles: 3, at Miami (Ohio), 09/21/13 (2-1)
Sacks: 1.0, at Miami (Ohio), 09/21/13 (1-0); at Toledo, 10/20/12 (1-0)
Tackles for loss: 1.5, at Miami (Ohio), 09/21/13 (1-0)
Fumbles forced: 1, at Toledo, 10/20/12

MILIANO, Tony

Points scored: 14, NC State, 09/22/11 ; at Pittsburgh, 11/05/11
Kick PATs: 9, Northwestern State, 09/14/13
Points by kicking: 14, NC State, 09/22/11 ; at Pittsburgh, 11/05/11
Field goals made: 4, at Pittsburgh, 11/05/11
Field goal attempts: 4, at Pittsburgh, 11/05/11 ; at Houston, 11/23/13 ; at Syracuse, 11/26/11
Longest field goal: 48, NC State, 09/22/11 ; at Syracuse, 11/26/11
Tackles: 1, Austin Peay, 09/03/11 (1-0)

MITCHELL, B.

Tackles: 2, at Rutgers, 11/16/13 (1-1)
Tackles for loss: 1.0, at Rutgers, 11/16/13 (1-0)

MOORE, Chris

Points scored: 12, UConn, 10/19/13 ; at Rutgers, 11/16/13 ; at Houston, 11/23/13
Touchdowns: 2, UConn, 10/19/13 ; at Rutgers, 11/16/13 ; at Houston, 11/23/13
Rush attempts: 1, Temple, 10/11/13 ; Louisville, 12/05/13
Rush yards: 20, Temple, 10/11/13 (1 carries)
Long rush: 20, Temple, 10/11/13
Receptions: 7, Louisville, 12/05/13
Receiving yards: 92, Louisville, 12/05/13 (7 receptions)
Receiving TDs: 2, UConn, 10/19/13 ; at Rutgers, 11/16/13 ; at Houston, 11/23/13
Long reception: 65, at Temple, 11/10/12
Total offense attempts: 1, Temple, 10/11/13 (1 rush,0 pass); Louisville, 12/05/13 (1 rush,0 pass)
Total offense yards: 20, Temple, 10/11/13 (20 rush,0 pass)
All-purpose yards: 88, Louisville, 12/05/13
Kick returns: 1, at Illinois, 09/07/13
Kick return yards: 20, at Illinois, 09/07/13 (1 returns)
Long kick return: 20, at Illinois, 09/07/13
Tackles: 1, Rutgers, 11/17/12 (1-0)

MOORE, Rod

Rush attempts: 4, Purdue, 08/31/13
Rush yards: 13, Purdue, 08/31/13 (4 carries)
Long rush: 7, Purdue, 08/31/13
Receptions: 1, Purdue, 08/31/13
Receiving yards: -1, Purdue, 08/31/13 (1 receptions)
Total offense attempts: 4, Purdue, 08/31/13 (4 rush,0 pass)
Total offense yards: 13, Purdue, 08/31/13 (13 rush,0 pass)
All-purpose yards: 114, Louisville, 12/05/13
Kick returns: 5, Louisville, 12/05/13
Kick return yards: 114, Louisville, 12/05/13 (5 returns)
Long kick return: 33, at Memphis, 10/30/13
Tackles: 3, UConn, 10/19/13 (2-1)
Pass breakups: 1, UConn, 10/19/13

MORRISON, Max

Points scored: 6, at Illinois, 09/07/13 ; Northwestern State, 09/14/13 ; UConn, 10/19/13
Touchdowns: 1, at Illinois, 09/07/13 ; Northwestern State, 09/14/13 ; UConn, 10/19/13
Rush attempts: 1, at Illinois, 09/07/13
Rush yards: 3, at Illinois, 09/07/13 (1 carries)
Long rush: 3, at Illinois, 09/07/13
Receptions: 4, at Illinois, 09/07/13 ; UConn, 10/19/13
Receiving yards: 87, Northwestern State, 09/14/13 (2 receptions)
Receiving TDs: 1, at Illinois, 09/07/13 ; Northwestern State, 09/14/13 ; UConn, 10/19/13
Long reception: 46, Northwestern State, 09/14/13
Total offense attempts: 1, at Illinois, 09/07/13 (1 rush,0 pass)
Total offense yards: 3, at Illinois, 09/07/13 (3 rush,0 pass)
All-purpose yards: 87, Northwestern State, 09/14/13

MOUHON, Silverberry

Receptions: 1, vs Virginia Tech, 09/29/12
Receiving yards: 16, vs Virginia Tech, 09/29/12 (1 receptions)
Long reception: 16, vs Virginia Tech, 09/29/12
All-purpose yards: 16, vs Virginia Tech, 09/29/12
Tackles: 6, Temple, 10/11/13 (3-3); at Houston, 11/23/13 (3-3)
Sacks: 2.0, UConn, 10/19/13 (1-2); at Houston, 11/23/13 (2-0)
Tackles for loss: 2.5, at Houston, 11/23/13 (2-0)
Fumbles forced: 1, Purdue, 08/31/13 ; USF, 11/23/12 ; at Houston, 11/23/13
Pass breakups: 1, Purdue, 08/31/13 ; Miami (Ohio), 10/06/12

NUTTER, Kyle

Receptions: 1, Northwestern State, 09/14/13
Receiving yards: 3, Northwestern State, 09/14/13 (1 receptions)
Long reception: 3, Northwestern State, 09/14/13
All-purpose yards: 3, Northwestern State, 09/14/13

ORR, Trenier

Tackles: 9, Syracuse, 11/03/12 (6-3)
Pass breakups: 2, Syracuse, 11/03/12

PAYNE, Leviticus

Interceptions: 1, at Rutgers, 11/16/13
Tackles: 6, at Rutgers, 11/16/13 (4-2)
Tackles for loss: 1.0, at Miami (Ohio), 09/21/13 (0-0)
Pass breakups: 1, Louisville, 12/05/13

POSLEY, Josh

Tackles: 1, Miami (Ohio), 10/06/12 (0-1); at Temple, 11/10/12 (1-0); vs Duke, 12/27/12 (1-0)
Sacks: .5, Miami (Ohio), 10/06/12 (0-1)
Tackles for loss: .5, Miami (Ohio), 10/06/12 (0-1)

RICE, Rob

Points scored: 6, Northwestern State, 09/14/13
Touchdowns: 1, Northwestern State, 09/14/13
Rush attempts: 4, Northwestern State, 09/14/13
Rush yards: 18, Northwestern State, 09/14/13 (4 carries)
Rush TDs: 1, Northwestern State, 09/14/13
Long rush: 8, Northwestern State, 09/14/13
Total offense attempts: 4, Northwestern State, 09/14/13 (4 rush,0 pass)
Total offense yards: 18, Northwestern State, 09/14/13 (18 rush,0 pass)
All-purpose yards: 18, Northwestern State, 09/14/13
Tackles: 2, Temple, 10/11/13 (1-1); at Rutgers, 11/16/13 (1-1)

RUSS, Josh

Tackles: 1, at Louisville, 10/26/12 (1-0)

STEPP, Jordan

Tackles: 9, Louisville, 12/05/13 (2-7)
Sacks: 2.0, at Miami (Ohio), 09/21/13 (2-0); UConn, 10/19/13 (2-0)
Tackles for loss: 2.5, UConn, 10/19/13 (2-0)
Fumbles forced: 1, Syracuse, 10/30/10
Fumbles recovered: 1, Temple, 10/11/13
Pass breakups: 1, Fordham, 10/12/12 ; at Temple, 11/10/12
Blocked kicks: 1, Rutgers, 11/17/12

TEMPLE, Nick

Points scored: 6, vs Duke, 12/27/12
Touchdowns: 1, vs Duke, 12/27/12
All-purpose yards: 55, vs Duke, 12/27/12
Interceptions: 1, Purdue, 08/31/13 ; vs Duke, 12/27/12 ; vs Vanderbilt, 12/31/11
Long interception return: 55, vs Duke, 12/27/12
Tackles: 9, Louisville, 12/05/13 (7-2)
Sacks: 2.0, Northwestern State, 09/14/13 (2-0)
Tackles for loss: 3.5, at Connecticut, 12/01/12 (3-0)
Fumbles forced: 1, Temple, 10/11/13 ; vs Vanderbilt, 12/31/11
Pass breakups: 1, 5 times

TENTMAN, S.

Tackles: 5, Pittsburgh, 09/06/12 (2-3); at Rutgers, 11/16/13 (2-3); Rutgers, 11/17/12 (1-4)
Tackles for loss: .5, Pittsburgh, 09/06/12 (0-0)

TYSON, Mike

All-purpose yards: 95, UConn, 10/19/13
Interceptions: 1, UConn, 10/19/13 ; at Rutgers, 11/16/13
Long interception return: 87, UConn, 10/19/13
Tackles: 3, at Houston, 11/23/13 (1-2)
Tackles for loss: .5, at Rutgers, 11/16/13 (0-0)
Pass breakups: 1, Louisville, 12/05/13

WASHINGTON, Shaq

Points scored: 6, at Rutgers, 11/16/13
Touchdowns: 1, at Rutgers, 11/16/13
Rush attempts: 1, Delaware State, 09/14/12 ; Northwestern State, 09/14/13 ; at Miami (Ohio), 09/21/13
Rush yards: 1, Delaware State, 09/14/12 (1 carries)
Long rush: 1, Delaware State, 09/14/12
Pass attempts: 2, at Rutgers, 11/16/13
Pass completions: 2, at Rutgers, 11/16/13
Pass yards: 40, at Rutgers, 11/16/13
Pass TDs: 1, at Rutgers, 11/16/13
Long pass: 28, at Rutgers, 11/16/13
Receptions: 11, at Miami (Ohio), 09/21/13 ; Temple, 10/11/13 ; at Memphis, 10/30/13
Receiving yards: 132, at Houston, 11/23/13 (10 receptions)
Receiving TDs: 1, at Rutgers, 11/16/13
Long reception: 43, at Houston, 11/23/13
Total offense attempts: 2, at Rutgers, 11/16/13 (0 rush,2 pass)
Total offense yards: 40, at Rutgers, 11/16/13 (0 rush,40 pass)
All-purpose yards: 132, at Rutgers, 11/16/13 ; at Houston, 11/23/13
Punt returns: 5, at Miami (Ohio), 09/21/13
Punt return yards: 35, at Memphis, 10/30/13 (1 returns)
Long punt return: 35, at Memphis, 10/30/13
Kick returns: 1, Northwestern State, 09/14/13 ; at Rutgers, 11/16/13
Kick return yards: 19, Northwestern State, 09/14/13 (1 returns)
Long kick return: 19, Northwestern State, 09/14/13
Tackles: 1, at Houston, 11/23/13 (1-0)

WEST, Chad

Tackles: 1, Purdue, 08/31/13 (1-0); Northwestern State, 09/14/13 (1-0); at Miami (Ohio), 09/21/13 (1-0)

WILDER, Howard

Interceptions: 1, UConn, 10/19/13 ; Louisville, 12/05/13
Tackles: 5, at Illinois, 09/07/13 (2-3); SMU, 11/09/13 (3-2)
Fumbles forced: 1, Purdue, 08/31/13
Pass breakups: 2, at Illinois, 09/07/13

WILLIAMS, Hosey

Points scored: 12, Northwestern State, 09/14/13
Touchdowns: 2, Northwestern State, 09/14/13
Rush attempts: 20, at Miami (Ohio), 09/21/13
Rush yards: 117, Northwestern State, 09/14/13 (11 carries)
Rush TDs: 2, Northwestern State, 09/14/13
Long rush: 77, Northwestern State, 09/14/13
Receptions: 1, Purdue, 08/31/13 ; at USF, 10/05/13 ; at Houston, 11/23/13
Receiving yards: 7, at Houston, 11/23/13 (1 receptions)
Long reception: 7, at Houston, 11/23/13
Total offense attempts: 20, at Miami (Ohio), 09/21/13 (20 rush,0 pass)
Total offense yards: 117, Northwestern State, 09/14/13 (117 rush,0 pass)
All-purpose yards: 117, Northwestern State, 09/14/13
Tackles: 1, SMU, 11/09/13 (0-1)

WILLIS, Kirk

Tackles: 2, Pittsburgh, 09/06/12 (1-1)

WITTY, Adrian

Points scored: 6, Purdue, 08/31/13
Touchdowns: 1, Purdue, 08/31/13
All-purpose yards: 41, Purdue, 08/31/13
Interceptions: 1, Purdue, 08/31/13
Long interception return: 41, Purdue, 08/31/13
Tackles: 11, SMU, 11/09/13 (7-4)
Sacks: 2.0, USF, 11/23/12 (2-0)
Tackles for loss: 2.0, at Toledo, 10/20/12 (2-0); USF, 11/23/12 (2-0)
Fumbles forced: 2, Austin Peay, 09/03/11
Pass breakups: 2, USF, 11/23/12

2013 UNIVERSITY OF CINCINNATI FOOTBALL

SUPERLATIVES

INDIVIDUAL GAME HIGHS

Rushes	24.....	ABERNATHY, RD at Miami (Ohio) (09/21/13)
Yards Rushing	117.....	WILLIAMS, Hosey vs Northwestern State (09/14/13)
TD Rushes	2.....	4 times, last by KAY, Brendon vs Louisville (12/05/13)
Long Rush	77.....	WILLIAMS, Hosey vs Northwestern State (09/14/13)
Pass attempts	50.....	KAY, Brendon at Houston (11/23/13)
Pass completions	31.....	KAY, Brendon vs Temple (10/11/13)
Yards Passing	406.....	KAY, Brendon at Houston (11/23/13)
TD Passes	4.....	KAY, Brendon vs Northwestern State (09/14/13)
		KAY, Brendon vs UConn (10/19/13)
		KAY, Brendon at Rutgers (11/16/13)
Long Pass	66.....	KAY, Brendon at Rutgers (11/16/13)
Receptions	11.....	WASHINGTON, Shaq at Miami (Ohio) (09/21/13)
		WASHINGTON, Shaq vs Temple (10/11/13)
		WASHINGTON, Shaq at Memphis (10/30/13)
Yards Receiving	137.....	MCCLUNG, Anthony at Houston (11/23/13)
TD Receptions	3.....	MCKAY, Mekale at Rutgers (11/16/13)
Long Reception	66.....	MCKAY, Mekale at Rutgers (11/16/13)
Field Goals	1.....	six time, last by MILIANO, Tony vs Louisville (12/05/13)
Long Field Goal	44.....	MILIANO, Tony vs Temple (10/11/13)
Punts	5.....	LLOYD, John at Illinois (09/07/13)
Punting Avg	57.5.....	LLOYD, John at USF (10/05/13)
Long Punt	62.....	LLOYD, John vs Louisville (12/05/13)
Punts inside 20	2.....	KAY, Brendon vs Temple (10/11/13)
Long Punt Return	35.....	WASHINGTON, Shaq at Memphis (10/30/13)
Long Kickoff Return	38.....	ABERNATHY, RD vs Temple (10/11/13)
Tackles	18.....	BLAIR, Greg vs Louisville (12/05/13)
Sacks	2.0.....	5 times, last by MOUHON, Silverberry at Houston (11/23/13)
Tackles For Loss	2.5.....	7 times, last by TEMPLE, Nick vs Louisville (12/05/13)
Interceptions	1.....	13 times, last by WILDER, Howard vs Louisville (12/05/13)

TEAM GAME HIGHS

Rushes	52.....	at Miami (Ohio) (09/21/13)
Yards Rushing	324.....	vs Northwestern State (09/14/13)
Yards Per Rush	7.2.....	vs Northwestern State (09/14/13)
TD Rushes	4.....	vs Purdue (08/31/13)
		vs Northwestern State (09/14/13)
		at Memphis (10/30/13)
Pass attempts	51.....	at Houston (11/23/13)
Pass completions	31.....	vs Temple (10/11/13)
Yards Passing	507.....	at Rutgers (11/16/13)
Yards Per Pass	15.7.....	vs Northwestern State (09/14/13)
TD Passes	6.....	at Rutgers (11/16/13)
Total Plays	91.....	at Houston (11/23/13)
Total Offense	669.....	vs Northwestern State (09/14/13)
Yards Per Play	10.0.....	vs Northwestern State (09/14/13)
Points	66.....	vs Northwestern State (09/14/13)
Sacks By	8.....	vs UConn (10/19/13)
First Downs	29.....	vs SMU (11/09/13)
Penalties	13.....	vs Northwestern State (09/14/13)
Penalty Yards	131.....	vs Northwestern State (09/14/13)
Turnovers	4.....	at USF (10/05/13)
Interceptions By	3.....	vs UConn (10/19/13)
Punts	6.....	at Illinois (09/07/13)
		at Miami (Ohio) (09/21/13)
Punting Avg	54.2.....	vs Temple (10/11/13)
Long Punt	62.....	vs Louisville (12/05/13)
Punts inside 20	3.....	vs Temple (10/11/13)
Long Punt Return	35.....	at Memphis (10/30/13)

OPPONENT INDIVIDUAL GAME HIGHS

Rushes	19.....	JAMES, Paul, at Rutgers (11/16/13)
		BROWN, D., vs Louisville (12/05/13)
Yards Rushing	84.....	Morris, Rumeall, vs Northwestern State (09/14/13)
TD Rushes	1.....	10 times, last by BROWN, D., vs Louisville (12/05/13)
Long Rush	35.....	Morris, Rumeall, vs Northwestern State (09/14/13)
Pass attempts	47.....	GILBERT, G, vs SMU (11/09/13)
Pass completions	38.....	GILBERT, G, vs SMU (11/09/13)
Yards Passing	403.....	GILBERT, G, vs SMU (11/09/13)
TD Passes	4.....	Scheelhaase, N, at Illinois (09/07/13)
Long Pass	74.....	GILBERT, G, vs SMU (11/09/13)
Receptions	12.....	JOSEPH, Darius, vs SMU (11/09/13)
Yards Receiving	142.....	HOLMAN, K, vs SMU (11/09/13)
TD Receptions	2.....	JOSEPH, Darius, vs SMU (11/09/13)
		PARKER, DeVante, vs Louisville (12/05/13)
Long Reception	74.....	HOLMAN, K, vs SMU (11/09/13)
Field Goals	4.....	KLOSS, Marvin, at USF (10/05/13)
Long Field Goal	52.....	KLOSS, Marvin, at USF (10/05/13)
Punts	10.....	LEONE, Richie, at Houston (11/23/13)
Punting Avg	56.3.....	Webster, Cody, vs Purdue (08/31/13)
Long Punt	84.....	MURPHY, Zac, at Miami (Ohio) (09/21/13)
Punts inside 20	5.....	LEONE, Richie, at Houston (11/23/13)
Long Punt Return	38.....	Osei, Miles, at Illinois (09/07/13)
Long Kickoff Return	30.....	PERRY, Senorise, vs Louisville (12/05/13)
Tackles	15.....	KERN, Kent, at Miami (Ohio) (09/21/13)
		MATAKEVICH, T., vs Temple (10/11/13)
Sacks	1.0.....	9 times, last by BURGESS, James, vs Louisville (12/05/13)
Tackles For Loss	2.0.....	8 times, last by PRYOR, Calvin, vs Louisville (12/05/13)
Interceptions	2.....	JOYCE, Mark, at USF (10/05/13)

OPPONENT TEAM GAME HIGHS

Rushes	41.....	vs Louisville (12/05/13)
Yards Rushing	210.....	at Illinois (09/07/13)
Yards Per Rush	5.7.....	vs Temple (10/11/13)
TD Rushes	2.....	at Illinois (09/07/13)
Pass attempts	51.....	at Rutgers (11/16/13)
Pass completions	38.....	vs SMU (11/09/13)
Yards Passing	403.....	vs SMU (11/09/13)
Yards Per Pass	8.6.....	vs SMU (11/09/13)
TD Passes	4.....	at Illinois (09/07/13)
Total Plays	84.....	at Rutgers (11/16/13)
Total Offense	522.....	at Illinois (09/07/13)
Yards Per Play	6.9.....	at Illinois (09/07/13)
Points	45.....	at Illinois (09/07/13)
Sacks By	2.....	4 times, last at Houston (11/23/13)
First Downs	28.....	vs Louisville (12/05/13)
Penalties	9.....	vs Northwestern State (09/14/13)
Penalty Yards	90.....	vs Temple (10/11/13)
Turnovers	4.....	vs Purdue (08/31/13)
Interceptions By	2.....	6 times, last vs Louisville (12/05/13)
Punts	10.....	vs Northwestern State (09/14/13)
		at Houston (11/23/13)
Punting Avg	56.3.....	vs Purdue (08/31/13)
Long Punt	84.....	at Miami (Ohio) (09/21/13)
Punts inside 20	5.....	at Houston (11/23/13)
Long Punt Return	38.....	at Illinois (09/07/13)

2013 UNIVERSITY OF CINCINNATI FOOTBALL

PARTICIPATION

	Name	GP/GS	PUR	ILL	NSU	MIA	USF	TEM	UCONN	MEM	SMU	RUT	HOU	LOU	UNC
1	ABERNATHY, RD	12/12	START	START	START	START	START	START	START	START	START	START	START	START	
97	AIKEN, Marques	12/-	XXX	XXX	XXX	XXX	XXX	XXX	XXX	XXX	XXX	XXX	XXX	XXX	XXX
88	ALONZO, Shakim	9/-	XXX	XXX	XXX	XXX	XXX	XXX	XXX	XXX	XXX	...	
86	ANNEN, Blake	12/9	START	START	START	START	START	START	START	XXX	START	XXX	START	XXX	
38	ANTOUN, Mason	8/-	XXX	...	XXX	...	XXX	...	XXX	XXX	...	XXX	XXX	XXX	XXX
90	BEARD, Camaron	9/-	XXX	...	XXX	...	XXX	...	XXX	XXX	XXX	XXX	XXX	XXX	XXX
51	BLAIR, Greg	12/12	START	START	START	START	START	START	START	START	START	START	START	START	
59	BOND, Deyshawn	12/12	START	START	START	START	START	START	START	START	START	START	START	START	
40	BROWN, Kevin	11/-	XXX	XXX	XXX	XXX	XXX	...	XXX	XXX	XXX	XXX	XXX	XXX	XXX
27	BRUNS, Drake	1/-	XXX
53	BRUSCIANELLI, F	1/-	XXX
76	BUJNOCH, Austen	9/9	START	START	START	START	START	START	START	...	START	START	
28	BURRELL, Chris	1/-	XXX
57	CASSEUS, C.	12/-	XXX	XXX	XXX	XXX	XXX	XXX	XXX	XXX	XXX	XXX	XXX	XXX	XXX
25	CHENAULT, Arryn	12/12	START	START	START	START	START	START	START	START	START	START	START	START	
84	COLE, Nate	11/-	XXX	XXX	XXX	...	XXX	XXX	XXX	XXX	XXX	XXX	XXX	XXX	XXX
13	COLEMAN, Grant	6/-	XXX	XXX	...	XXX	XXX	XXX	XXX	XXX
16	COLOSIMO, M.	1/-	XXX
3C	CONEY, Bennie	3/-	XXX	XXX	XXX
79	CURETON, Andre	12/6	START	XXX	START	XXX	XXX	XXX	START	START	START	START	START	XXX	XXX
91	DEMSEY, Adam	12/9	XXX	XXX	START	START	XXX	START	START	START	START	START	START	START	
65	DONNINI, Connor	1/-	XXX
30	DOSTON, Darren	2/-	XXX	...	XXX
81	DOWDY, DJ	11/1	XXX	XXX	XXX	XXX	START	XXX	XXX	XXX	XXX	XXX	XXX	XXX	...
10	DRANE, Deven	11/8	START	START	...	XXX	START	START	START	START	START	XXX	XXX	START	
22	EDWARDS, Zach	12/10	XXX	XXX	START	START	START	START	START	START	START	START	START	START	
78	EHINGER, Parker	12/12	START	START	START	START	START	START	START	START	START	START	START	START	
36	FOSTER, Marcus	6/-	...	XXX	XXX	XXX	XXX	XXX	XXX
42	GOLDEN, Jared	12/1	XXX	XXX	XXX	XXX	XXX	XXX	START	XXX	XXX	XXX	XXX	XXX	XXX
17	GRAVES, Jeremy	12/-	XXX	XXX	XXX	XXX	XXX	XXX	XXX	XXX	XXX	XXX	XXX	XXX	XXX
7	GREEN, Tion	10/-	XXX	...	XXX	...	XXX	XXX	XXX	XXX	XXX	XXX	XXX	XXX	XXX
93	HARRAH, Brad	12/6	START	START	XXX	XXX	XXX	START	START	XXX	XXX	START	XXX	START	
95	HARTSFIELD, T.	12/6	XXX	XXX	START	START	START	XXX	XXX	START	START	XXX	START	XXX	
41	HYLAND, Kevin	9/-	XXX	XXX	XXX	XXX	XXX	XXX	XXX	XXX	...	XXX	
58	JACKSON, Dwight	1/-	XXX
85	JOHNSON, Travis	1/-	XXX
29	JONES, Andre	12/-	XXX	XXX	XXX	XXX	XXX	XXX	XXX	XXX	XXX	XXX	XXX	XXX	XXX
99	JORDAN, Jerrell	11/1	XXX	XXX	XXX	...	XXX	START	XXX	XXX	XXX	XXX	XXX	XXX	XXX
37	JUNIOR, EJ	3/-	XXX	...	XXX	XXX
11	KAY, Brendon	12/10	XXX	XXX	START	START	START	START	START	START	START	START	START	START	
62	KEEBLER, Cory	12/-	XXX	XXX	XXX	XXX	XXX	XXX	XXX	XXX	XXX	XXX	XXX	XXX	XXX
49	KING, Anthony	10/-	XXX	XXX	XXX	XXX	XXX	XXX	XXX	XXX	XXX	XXX	XXX
73	LEAHY, Ryan	4/-	XXX	...	XXX	XXX	XXX
71	LEFELD, Eric	12/11	START	START	START	START	START	START	START	START	XXX	START	START	START	
4	LEGAUX, Munchie	2/2	START	START
24	LLOYD, John	12/-	XXX	XXX	XXX	XXX	XXX	XXX	XXX	XXX	XXX	XXX	XXX	XXX	XXX
60	LONGO, Sam	12/10	XXX	START	XXX	START	START	START	START	START	START	START	START	START	
10	LUALLLEN, Jordan	10/-	...	XXX	XXX	...	XXX	XXX	XXX	XXX	XXX	XXX	XXX	XXX	XXX
48	LUC, Jeff	12/6	START	START	XXX	START	START	XXX	XXX	START	XXX	XXX	XXX	START	
69	MAINELLO, D.	5/-	XXX	XXX	XXX	XXX	...	XXX
44	MASON, Corey	12/-	XXX	XXX	XXX	XXX	XXX	XXX	XXX	XXX	XXX	XXX	XXX	XXX	XXX
45	MCCLAIN, E.	1/-	XXX
6	MCCLUNG, A.	11/5	XXX	XXX	XXX	...	XXX	START	XXX	START	START	START	START	XXX	START
2	MCKAY, Mekale	12/1	XXX	XXX	XXX	XXX	XXX	XXX	START	XXX	XXX	XXX	XXX	XXX	XXX
46	MEADOR, Mitch	12/2	START	START	XXX	XXX	XXX	XXX	XXX	XXX	XXX	XXX	XXX	XXX	XXX
14	MILIANO, Tony	12/-	XXX	XXX	XXX	XXX	XXX	XXX	XXX	XXX	XXX	XXX	XXX	XXX	XXX
70	MITCHELL, B.	8/-	XXX	XXX	XXX	...	XXX	XXX	XXX	...	XXX	XXX
15	MOORE, Chris	12/11	START	START	START	START	START	XXX	START	START	START	START	START	START	
21	MOORE, Rod	10/-	XXX	...	XXX	...	XXX	XXX	XXX	XXX	XXX	XXX	XXX	XXX	XXX
82	MORRISON, Max	12/11	START	START	START	START	START	START	XXX	START	START	START	START	START	
92	MOUHON, S.	12/11	START	START	START	START	START	START	XXX	START	START	START	START	START	
74	MURRAY, Justin	5/-	XXX	...	XXX	XXX	XXX	XXX
66	NIEHAUS, David	1/-	XXX
39	NUTTER, Kyle	2/-	XXX	XXX
20	ORR, Trenier	2/2	START	START
50	PACE, Alex	2/-	XXX	...	XXX
12	PAYNE, L.	12/5	XXX	XXX	START	START	START	XXX	XXX	XXX	XXX	START	START	XXX	
96	POSLEY, Josh	2/-	XXX	...	XXX
2R	RICE, Rob	9/-	XXX	...	XXX	XXX	XXX	XXX	XXX	XXX	XXX	XXX	XXX
75	SCHLOEMER, K.	7/-	XXX	...	XXX	...	XXX	XXX	XXX	XXX	XXX
94	STAPP, Jordan	12/12	START	START	START	START	START	START	START	START	START	START	START	START	
43	TEMPLE, Nick	12/12	START	START	START	START	START	START	START	START	START	START	START	START	
33	TENTMAN, S.	12/-	XXX	XXX	XXX	XXX	XXX	XXX	XXX	XXX	XXX	XXX	XXX	XXX	XXX
5	TYSON, Mike	8/-	XXX	XXX	XXX	XXX	XXX	XXX	XXX	XXX	XXX
19	WASHINGTON, S.	12/9	START	START	START	START	XXX	START	XXX	START	XXX	START	START	START	
98	WEST, Chad	10/-	XXX	...	XXX	XXX	XXX	XXX	XXX	XXX	XXX	...	XXX	XXX	XXX
3	WILDER, Howard	12/9	XXX	XXX	START	START	XXX	START	START	START	START	START	START	START	
23	WILLIAMS, Hosey	11/-	XXX	XXX	XXX	XXX	XXX	...	XXX	XXX	XXX	XXX	XXX	XXX	XXX
61	WILLIS, Kirk	12/-	XXX	XXX	XXX	XXX	XXX	XXX	XXX	XXX	XXX	XXX	XXX	XXX	XXX
8	WITTY, Adrian	12/9	START	START	START	XXX	START	START	START	XXX	START	START	START	XXX	

2013 UNIVERSITY OF CINCINNATI FOOTBALL

STARTERS

OFFENSE	LT	LG	C	RG	RT	TE	WR	WR	WR	QB	RB
PURDUE	Lefeld	Bujnoch	Bond	Cureton	Ehinger	Annen	Morrison	Washington	Moore	Legaux	Abernathy
at Illinois	Lefeld	Bujnoch	Bond	Longo	Ehinger	Annen	Morrison	Washington	Moore	Legaux	Abernathy
NW STATE	Lefeld	Bujnoch	Bond	Cureton	Ehinger	Annen	Morrison	Washington	Moore	Kay	Abernathy
at Miami (Ohio)	Lefeld	Bujnoch	Bond	Longo	Ehinger	Annen	Morrison	Washington	Moore	Kay	Abernathy
at USF *	Lefeld	Bujnoch	Bond	Longo	Ehinger	Annen	Dowdy	Morrison	Moore	Kay	Abernathy
TEMPLE *	Lefeld	Bujnoch	Bond	Longo	Ehinger	McClung (WR)	Morrison	Washington	Moore	Kay	Abernathy
UCONN *	Lefeld	Cureton	Bond	Longo	Ehinger	Annen	Golden (FB)	McKay	Moore	Kay	Abernathy
at Memphis *	Lefeld	Cureton	Bond	Longo	Ehinger	Morrison	Washington	McClung	Moore	Kay	Abernathy
SMU *	Cureton	Bujnoch	Bond	Longo	Ehinger	Annen	Morrison	McClung	Moore	Kay	Abernathy
at Rutgers *	Lefeld	Cureton	Bond	Longo	Ehinger	Morrison	McClung	Washington	Moore	Kay	Abernathy
at Houston *	Lefeld	Bujnoch	Bond	Longo	Ehinger	Annen	Morrison	Washington	Moore	Kay	Abernathy
LOUISVILLE *	Lefeld	Bujnoch	Bond	Longo	Ehinger	McClung	Morrison	Washington	Moore	Kay	Abernathy
vs. North Carolina											

DEFENSE	DE	DT	DT	DE	SLB	MLB	WLB/DB	DB	S	S	DB
PURDUE	Mouhon	Stepp	Meador	Harrah	Temple	Blair	Luc	Drane	Witty	Chenault	Orr
at Illinois	Mouhon	Stepp	Meador	Harrah	Temple	Blair	Luc	Drane	Witty	Chenault	Orr
NW STATE	Mouhon	Stepp	Dempsey	Hartsfield	Temple	Blair	Edwards	Payne	Witty	Chenault	Wilder
at Miami (Ohio)	Mouhon	Stepp	Dempsey	Hartsfield	Temple	Blair	Luc	Payne	Edwards	Chenault	Wilder
at USF *	Mouhon	Stepp	Hartsfield (DE)	Temple (SLB)	Blair (MLB)	Luc (WLB)	Edwards	Drane	Witty	Chenault	Payne
TEMPLE *	Jordan	Stepp	Dempsey	Harrah	Temple	Blair	Edwards	Drane	Witty	Chenault	Wilder
UCONN *	Mouhon	Stepp	Dempsey	Harrah	Temple	Blair	Edwards	Drane	Witty	Chenault	Wilder
at Memphis *	Mouhon	Stepp	Dempsey	Hartsfield	Temple	Blair	Luc	Drane	Edwards	Chenault	Wilder
SMU *	Mouhon	Stepp	Dempsey	Hartsfield	Temple	Blair	Witty	Drane	Edwards	Chenault	Wilder
at Rutgers *	Mouhon	Stepp	Dempsey	Harrah	Temple	Blair	Witty	Payne	Edwards	Chenault	Wilder
at Houston *	Mouhon	Stepp	Dempsey	Hartsfield	Temple	Blair	Witty	Drane	Edwards	Chenault	Wilder
LOUISVILLE *	Mouhon	Stepp	Dempsey	Harrah	Temple	Blair	Luc	Drane	Edwards	Chenault	Witty
vs. North Carolina											

START CHART

PLAYER	2013	CAR.	CONS.	PLAYER	2013	CAR.	CONS.	PLAYER	2013	CAR.	CONS.
Ralph David Abenathy IV, RB	12	15	12	Terrell Hartsfield, DL	6	6	3	Jordan Stepp, DL	12	22	13
Blake Annen, TE	8	10	1	Jerrell Jordan, DE	1	1	1	Nick Temple, LB	12	27	17
Camaron Beard, DL	0	11	11	Brendon Kay, QB	10	15	10	Solomon Tentman, LB	0	1	1
Greg Blair, LB	12	25	25	Eric Lefeld, OL	12	33	29	Shaq Washington, WR	9	10	3
Deyshawn Bond, OL	12	12	12	Munchie Legaux, QB	2	14	2	Howard Wilder, DB	9	9	7
Austen Bujnoch, OL	9	35	1	Sam Longo, OL	10	22	9	Adrian Witty, DB	10	11	4
Arryn Chenault, DB	12	22	13	Jeff Luc, LB	6	6	1				
Alex Chisum, WR	0	6	1	Anthony McClung, WR	6	30	1				
Andre Cureton	6	6	4	Mekale McKay, WR	1	1	1				
Adam Dempsey, DL	9	11	7	Mitch Meador, DL	2	2	2				
DJ Dowdy, TE	1	1	1	Chris Moore, WR	12	12	12				
Deven Drane, DB	8	29	2	Max Morrison, WR	11	11	5				
Zach Edwards, DB	10	10	10	Silverberry Mouhon, DL	11	11	6				
Parker Ehinger, OL	12	23	23	Trenier Orr, DB	2	3	2				
Jared Golden, FB	1	1	1	Leviticus Payne, DB	5	5	2				
Brad Harrah, DL	6	6	1	Dan Sprague, OL	12	12	12				

2013 UNIVERSITY OF CINCINNATI FOOTBALL

GAME-BY-GAME STATISTICS

	SCORE	1ST DOWNS	RUSHING (NO-YDS-TD)	PASSING (C-A-I-YDS-TD)	TOTAL OFF (PLY-YDS)	PUNTS NO-AVG	FUMBLES NO-LOST	PENALTIES NO-YDS	KOR NO-AVG	PR NO-AVG	3RD-DN CONV	RED ZONE	TIME OF POSS
CINCINNATI	42	20	47-221-4	17-25-2-204-1	72-425	2-31.0	2-1	2-10	1-22.0	3-(-0.7)	9-15	4-5	26:12
Purdue	7	12	22-65-1	18-35-2-161-0	57-226	3-56.3	5-2	7-40	4-19.0	0-0.0	4-12	1-2	33:48
CINCINNATI	17	24	32-148-1	23-42-1-308-1	74-456	6-36.7	1-0	7-48	4-22.8	3-8.7	0-0	3-4	23:32
at Illinois	45	27	39-210-2	26-37-0-312-4	76-522	5-38.8	1-0	5-24	1-10.0	5-13.2	1-0	2-2	36:28
CINCINNATI	66	28	46-338-4	19-21-0-347-5	67-669	2-43.0	0-0	13-131	2-21.0	2-17.0	6-9	7-7	31:49
NW State	9	12	34-135-1	14-23-1-179-0	57-179	10-36.8	0-0	9-78	6-17.7	1-4.0	2-14	1-1	28:11
CINCINNATI	14	24	52-198-2	23-37-2-171-0	89-369	6-39.8	1-1	7-74	1-16.0	5-6.6	7-17	2-4	37:04
at Miami (OH)	0	4	29-7-0	7-16-2-80-0	45-87	8-52.4	2-0	4-34	2-12.0	2-12.0	0-11	0-1	22:56
CINCINNATI	20	21	33-110-0	24-36-2-240-3	69-350	3-51.7	4-2	5-39	0-0.0	1-4.0	7-14	1-2	29:26
at USF	26	12	37-112-0	11-18-0-129-0	55-240	5-45.0	2-1	5-45	1-15.0	1-9.0	5-15	0-2	30:34
CINCINNATI	38	27	42-205-3	31-37-0-270-2	79-475	4-217	1-1	11-105	4-25.2	3-2.3	11-17	3-3	37:00
Temple	20	17	31-176-1	12-25-1-200-2	56-376	6-281	1-1	8-90	3-18.3	0-0	4-11	1-2	23:00
CINCINNATI	41	23	36-137-1	21-30-1-388-5	66-525	3-46.0	2-2	3-35	4-21.0	3-0.3	4-10	2-4	28:23
UConn	16	22	32-56-1	24-42-3-321-0	74-377	5-38.0	0-0	7-44	6-19.8	1-19.0	6-15	2-4	31:37
CINCINNATI	34	25	41-108-4	29-37-1-329-1	78-437	3-36.0	1-0	8-75	1-33.0	2-15.0	11-17	4-7	33:38
at Memphis	21	15	28-92-1	17-33-1-140-2	61-232	5-42.6	2-1	7-60	3-23.0	1-32.0	2-12	2-2	26:22
CINCINNATI	28	29	45-163-2	27-32-2-299-2	77-462	1-34.0	1-1	6-59	1-30.0	0-0.0	10-16	3-4	32:48
SMU	25	24	20-48-1	38-47-0-403-2	67-451	3-35.0	1-0	8-78	3-16.0	1-0.0	5-12	4-5	27:12
CINCINNATI	52	26	28-112-1	28-43-1-507-6	71-619	4-50.0	3-1	7-70	4-14.0	4-7.2	5-12	3-3	28:08
at Rutgers	17	21	33-108-1	27-51-2-249-1	84-357	9-41.9	0-0	8-70	8-21.1	1-(-1.0)	8-20	3-4	31:52
CINCINNATI	24	26	40-172-1	20-51-2-401-2	91-573	5-38.2	1-1	6-53	1-13.0	1-2.0	7-19	3-5	36:32
at Houston	17	13	31-33-0	18-41-0-245-1	72-278	10-44.7	3-2	3-30	4-16.8	0-0.0	4-17	2-3	23:28
CINCINNATI	24	22	39-124-3	22-41-2-304-0	80-428	4-39.0	1-0	2-18	5-22.8	1-0.0	8-17	4-4	27:58
Louisville	31 (OT)	28	41-177-1	23-37-1-255-3	78-432	5-39.4	0-0	7-60	5-21.0	1-27.0	5-12	3-3	32:02
CINCINNATI													
North Carolina													

INDIVIDUAL SINGLE-GAME SUPERLATIVES

300-YARD PASSING GAMES

#4 MUNCHIE LEGAUX (1)

Opp	Date	C-A-I	Yards	TD	Long
vs. Virginia Tech	09/29/12	19-42-1	376	3	76

#11 BRENDON KAY (5)

Opp	Date	C-A-I	Yards	TD	Long
vs. Duke	12/27/12	17-25-0	332	4	83
UConn	10/19/13	17-24-0	300	4	56
at Memphis	10/30/13	27-35-1	321	1	32
at Rutgers	11/16/13	24-38-0	405	4	66
at Houston	11/23/13	29-50-2	406	2	43
Louisville	12/05/13	22-40-2	304	0	57

100-YARD RECEIVING GAMES

#6 ANTHONY MCCLUNG (4)

Opp	Date	Rec	Yards	TD	Long
Connecticut	12/03/11	8	142	2	36
Duke	12/27/12	3	110	1	55
at Rutgers	11/16/13	7	115	0	26
at Houston	11/23/13	10	132	0	43

#2 MEKALE MCKAY (1)

Opp	Date	Rec	Yards	TD	Long
at Rutgers	11/16/13	3	124	3	66

100-YARD RECEIVING GAMES

#19 SHAQ WASHINGTON (1)

Opp	Date	Rec	Yards	TD	Long
at Rutgers	11/16/13	6	123	1	41
at Houston	11/23/13	9	137	0	34

100-YARD RUSHING GAMES

#4 MUNCHIE LEGAUX (1)

Opp	Date	Att	Yards	TD	Long
Pittsburgh	09/06/12	6	117	0	77

#23 HOSEY WILLIAMS (1)

Opp	Date	Att	Yards	TD	Long
Northwestern State	09/14/13	11	117	2	77

2013 UNIVERSITY OF CINCINNATI FOOTBALL

TEAM GAME-BY-GAME STATISTICS

Date	Opponent	RUSHING				RECEIVING				PASSING				KICK RET				PUNT RET				TOT OFF
		No.	Yds	TD	Lg	No.	Yds	TD	Lg	Cmp-Att-Int	Yds	TD	Lg	No	Yds	TD	Lg	No	Yds	TD	Lg	
08/31	PURDUE	47	221	4	32	17	204	1	51	17-25-2	204	1	51	1	22	0	22	3	-2	0	6	425
09/07	at Illinois	32	148	1	25	23	308	1	32	23-42-1	308	1	32	4	91	0	25	3	26	0	11	456
09/14	NW STATE	46	322	4	77	19	347	5	49	19-21-0	347	5	49	2	42	0	23	2	34	0	25	669
09/21	at Miami (Ohio)	52	198	2	12	23	171	0	20	23-37-2	171	0	20	1	16	0	16	5	33	0	10	369
10/05	at USF *	33	110	0	13	24	240	3	27	24-36-2	240	3	27	0	0	0	0	1	4	0	4	350
10/11	TEMPLE *	42	205	3	37	31	270	2	25	31-37-0	270	2	25	4	101	0	38	3	7	0	8	475
10/19	UCONN *	36	137	1	30	21	388	5	56	21-30-1	388	5	56	4	84	0	28	3	1	0	3	525
10/30	at Memphis *	41	108	4	19	29	329	1	32	29-37-1	329	1	32	1	33	0	33	2	30	0	35	437
11/09	SMU *	45	163	2	24	27	299	2	62	27-32-2	299	2	62	1	30	0	30	0	0	0	0	462
11/16	at Rutgers *	28	112	1	16	28	507	6	66	28-43-1	507	6	66	4	56	0	23	4	29	0	12	619
11/23	at Houston *	40	172	1	23	30	401	2	43	30-51-2	401	2	43	1	13	0	13	1	2	0	2	573
12/05	LOUISVILLE *	39	124	3	19	22	304	0	57	22-41-2	304	0	57	5	114	0	24	1	0	0	0	428
12/28	vs. North Carolina																					
	Totals	480	2022	26	77	295	3766	28	66	295-433-16	3766	28	66	28	619	0	38	28	164	0	35	5788
	Opponent	377	1184	10	35	235	2574	15	74	235-405-13	2574	15	74	45	854	0	30	14	180	0	38	3758

Date	Opponent	TACKLES				SACKS No-Yds	FUMBLE		Int-Yds	PASS		BLKD Kick	KICKS Att-Mad	XPTS		Saf	Pts
		Solo	Ast	Total	TFL-Yds		FF	FR-Yds		QBH	Brk			Run	Rcv		
08/31	PURDUE	31	18	49	5.0-22	1.0-8	3	2-0	2-41	9	3	0	6-6	0	0	0	42
09/07	at Illinois	39	46	85	7.0-16	0.0-0	0	0-0	0-0	4	6	0	2-2	0	0	0	17
09/14	NW STATE	23	60	83	7.0-35	4.0-23	0	0-0	1-0	2	3	0	9-9	0	0	0	66
09/21	at Miami (Ohio)	31	10	41	9.0-45	5.0-34	1	0-0	2-38	0	2	0	2-2	0	0	0	14
10/05	at USF *	39	12	51	5.0-23	2.0-16	2	1-0	0-0	0	0	0	3-2	0	0	0	20
10/11	TEMPLE *	25	36	61	5.0-19	3.0-15	1	1-0	1-20	2	3	0	5-5	0	0	0	38
10/19	UCONN *	37	42	79	11.0-61	8.0-49	0	0-0	3-142	5	3	0	6-5	0	0	0	41
10/30	at Memphis *	29	22	51	6.0-32	1.0-9	1	1-0	1-0	1	3	0	5-4	0	0	0	34
11/09	SMU *	40	32	72	4.0-14	2.0-12	1	0-0	0-0	3	1	0	4-4	0	0	0	28
11/16	at Rutgers *	36	54	90	8.0-29	3.0-16	0	0-0	2-8	3	4	0	7-7	0	0	0	52
11/23	at Houston *	36	24	60	10.0-40	3.0-21	1	2-7	0-0	7	7	0	3-3	0	0	0	24
12/05	LOUISVILLE *	41	46	87	7.0-24	3.0-15	0	0-0	1-0	4	4	0	3-3	0	0	0	24
12/28	vs. North Carolina																
	Totals	407	402	809	84.0-360	35.0-218	10	7-7	13-249	40	39	0	55-52	0	0	0	400
	Opponent	482	472	954	64.0-213	12.0-85	12	10-65	16-93	19	35	2	26-25	1	0	0	234

Date	Opponent	No	Yds	Avg	PUNTING						FIELD GOALS			KICKOFFS				
					Long	Blkd	TB	FC	50+	I20	Att-Made	Lg	Blkd	No	Yds	Avg	TB	OB
08/31	PURDUE	2	62	31.0	41	0	0	0	0	2	0-0	0	0	7	450	64.3	3	0
09/07	at Illinois	6	220	36.7	44	0	0	0	0	0	1-1	37	0	4	233	58.2	3	0
09/14	NW STATE	2	86	43.0	45	0	0	1	0	0	1-1	30	0	11	686	62.4	5	0
09/21	at Miami (Ohio)	6	239	39.8	50	0	1	0	1	2	2-0	0	1	3	175	58.3	1	0
10/05	at USF *	3	155	51.7	60	0	2	0	2	0	1-0	0	1	3	193	64.3	1	1
10/11	TEMPLE *	4	217	54.2	59	0	0	0	3	3	1-1	44	0	7	455	65.0	4	0
10/19	UCONN *	3	138	46.0	55	0	1	0	1	1	1-0	0	0	7	441	63.0	1	0
10/30	at Memphis *	3	108	36.0	49	0	0	1	0	2	1-0	0	0	6	374	62.3	3	0
11/09	SMU *	1	34	34.0	34	0	0	0	0	1	0-0	0	0	4	259	64.8	1	0
11/16	at Rutgers *	4	200	50.0	61	0	2	0	1	2	2-1	30	0	8	519	64.9	0	0
11/23	at Houston *	5	191	38.2	42	0	1	2	0	2	4-1	25	0	5	271	54.2	1	0
12/05	LOUISVILLE *	4	156	39.0	62	0	0	0	1	2	1-1	26	0	5	285	57.0	0	0
12/28	vs. North Carolina																	
	Totals	43	1806	42.0	62	0	7	4	9	17	15-6	44	2	70	4341	62.0	23	1
	Opponent	74	3185	43.0	84	0	7	16	18	16	15-11	52	0	49	3085	63.0	19	2

SEASON/CAREER STATS

	SEASON									CAREER								
Rushing	gp	att	gain	loss	net	avg	td	lg	avg/g	gp	att	gain	loss	net	avg	td	lg	avg/g
WILLIAMS, Hosey	11	105	623	14	609	5.8	4	77	55.4	11	105	623	14	609	5.8	4	77	55.4
ABERNATHY, RD	12	119	485	34	451	3.8	4	27	37.6	38	202	931	76	855	4.2	7	52	22.5
GREEN, Tion	10	90	432	23	409	4.5	7	24	40.9	17	106	504	25	479	4.5	8	24	28.2
LUALLEN, Jordan	10	47	226	6	220	4.7	3	37	22.0	26	84	436	30	406	4.8	5	48	15.6
KAY, Brendon	12	64	240	88	152	2.4	6	22	12.7	29	121	663	145	518	4.3	8	40	17.9
LEGAUX, Munchie	2	17	121	14	107	6.3	1	32	53.5	31	113	769	142	627	5.5	7	77	20.2
KING, Anthony	10	6	34	0	34	5.7	0	10	3.4	31	13	66	20	46	3.5	0	11	1.5
RICE, Rob	9	4	18	0	18	4.5	1	8	2.0	9	4	18	0	18	4.5	1	8	2.0
MOORE, Chris	12	2	20	4	16	8.0	0	20	1.3	24	2	20	4	16	8.0	0	20	0.7
LLOYD, John	12	1	14	0	14	14.0	0	14	1.2	12	1	14	0	14	14.0	0	14	1.2
MOORE, Rod	10	4	14	1	13	3.2	0	7	1.3	10	4	14	1	13	3.2	0	7	1.3
MORRISON, Max	12	1	3	0	3	3.0	0	3	0.2	23	1	3	0	3	3.0	0	3	0.1
MCKAY, Mekale	12	1	1	0	1	1.0	0	1	0.1	12	1	1	0	1	1.0	0	1	0.1
WASHINGTON, Shaq	12	1	0	0	0	0.0	0	0	0.0	22	2	1	0	1	0.5	0	1	0.0
CONEY, Bennie	3	2	0	9	-9	-4.5	0	0	-3.0	3	2	0	9	-9	-4.5	0	0	-3.0
TEAM	9	16	0	16	-16	-1.0	0	0	-1.8									
Total	12	480	2231	209	2022	4.2	26	77	168.5									
Opponents	12	377	1555	371	1184	3.1	10	35	98.7									
Passing	gp	effic	comp-att-int		pct	yds	td	lg	avg/g	gp	effic	comp-att-int		pct	yds	td	lg	avg/g
KAY, Brendon	12	155.49	247-360-11		68.6	3121	22	66	260.1	29	156.87	339-506-13		67.0	4466	32	83	154.0
LEGAUX, Munchie	2	122.92	30-51-3		58.8	382	2	40	191.0	31	120.44	205-397-16		51.6	2847	20	78	91.8
LUALLEN, Jordan	10	213.05	8-11-1		72.7	129	2	37	12.9	26	177.82	11-16-1		68.8	153	2	37	5.9
CONEY, Bennie	3	205.09	6-7-1		85.7	84	1	44	28.0	3	205.09	6-7-1		85.7	84	1	44	28.0
COLOSIMO, Michael	1	142.00	2-2-0		100.0	10	0	7	10.0	1	142.00	2-2-0		100.0	10	0	7	10.0
WASHINGTON, Shaq	12	433.00	2-2-0		100.0	40	1	28	3.3	22	433.00	2-2-0		100.0	40	1	28	1.8
Total	12	155.14	295-433-16		68.1	3766	28	66	313.8									
Opponents	12	117.21	235-405-13		58.0	2574	15	74	214.5									
Receiving	gp	no.	yds	avg	td	lg	avg/g			gp	no.	yds	avg	td	lg	avg/g		
WASHINGTON, Shaq	12	75	747	10.0	1	43	62.2			22	81	784	9.7	1	43	35.6		
MCCLUNG, Anthony	11	68	908	13.4	5	46	82.5			46	173	2347	13.6	15	55	51.0		
MOORE, Chris	12	43	599	13.9	9	51	49.9			24	47	712	15.1	11	65	29.7		
MORRISON, Max	12	28	436	15.6	3	46	36.3			23	28	436	15.6	3	46	19.0		
ABERNATHY, RD	12	21	154	7.3	0	32	12.8			38	50	491	9.8	4	76	12.9		
MCKAY, Mekale	12	15	462	30.8	7	66	38.5			12	15	462	30.8	7	66	38.5		
ANNEN, Blake	12	15	177	11.8	2	49	14.8			43	18	212	11.8	2	49	4.9		
GRAVES, Jeremy	12	6	47	7.8	0	15	3.9			24	6	47	7.8	0	15	2.0		
COLE, Nate	11	4	39	9.8	0	24	3.5			12	4	39	9.8	0	24	3.2		
ALONZO, Shakim	9	3	81	27.0	1	44	9.0			9	3	81	27.0	1	44	9.0		
GOLDEN, Jared	12	3	50	16.7	0	32	4.2			25	3	50	16.7	0	32	2.0		
JOHNSON, Travis	1	3	18	6.0	0	7	18.0			1	3	18	6.0	0	7	18.0		
WILLIAMS, Hosey	11	3	16	5.3	0	7	1.5			11	3	16	5.3	0	7	1.5		
GREEN, Tion	10	2	12	6.0	0	7	1.2			17	2	12	6.0	0	7	0.7		
DOWDY, DJ	11	2	6	3.0	0	6	0.5			11	2	6	3.0	0	6	0.5		
KAY, Brendon	12	1	12	12.0	0	12	1.0			29	3	56	18.7	1	39	1.9		
NUTTER, Kyle	2	1	3	3.0	0	3	1.5			2	1	3	3.0	0	3	1.5		
BURRELL, Chris	1	1	0	0.0	0	0	0.0			3	1	0	0.0	0	0	0.0		
MOORE, Rod	10	1	-1	-1.0	0	0	-0.1			10	1	-1	-1.0	0	0	-0.1		
Total	12	295	3766	12.8	28	66	313.8											
Opponents	12	235	2574	11.0	15	74	214.5											

2013 UNIVERSITY OF CINCINNATI FOOTBALL

SEASON/CAREER STATS

	SEASON						CAREER					
Total Offense	g	plays	rush	pass	total	avg/g	g	plays	rush	pass	total	avg/g
KAY, Brendon	12	424	152	3121	3273	272.8	29	627	518	4466	4984	171.9
WILLIAMS, Hosey	11	105	609	0	609	55.4	11	105	609	0	609	55.4
LEGAUX, Munchie	2	68	107	382	489	244.5	31	510	627	2847	3474	112.1
ABERNATHY, RD	12	119	451	0	451	37.6	38	202	855	0	855	22.5
GREEN, Tion	10	90	409	0	409	40.9	17	106	479	0	479	28.2
LUALLEN, Jordan	10	58	220	129	349	34.9	26	100	406	153	559	21.5
CONNEY, Bennie	3	9	-9	84	75	25.0	3	9	-9	84	75	25.0
WASHINGTON, Shaq	12	3	0	40	40	3.3	22	4	1	40	41	1.9
KING, Anthony	10	6	34	0	34	3.4	31	13	46	0	46	1.5
RICE, Rob	9	4	18	0	18	2.0	9	4	18	0	18	2.0
MOORE, Chris	12	2	16	0	16	1.3	24	2	16	0	16	0.7
LLOYD, John	12	1	14	0	14	1.2	12	1	14	0	14	1.2
MOORE, Rod	10	4	13	0	13	1.3	10	4	13	0	13	1.3
COLOSIMO, Michael	1	2	0	10	10	10.0	1	2	0	10	10	10.0
MORRISON, Max	12	1	3	0	3	0.2	23	1	3	0	3	0.1
MCKAY, Mekale	12	1	1	0	1	0.1	12	1	1	0	1	0.1
TEAM	9	16	-16	0	-16	-1.8						
Total	12	913	2022	3766	5788	482.3						
Opponents	12	782	1184	2574	3758	313.2						

Scoring	td fg		PAT				dxp saf pts			td fg		PAT				dxp saf pts		
			kick	rush	rcv	pass						kick	rush	rcv	pass			
MILIANO, Tony	-	6-15	52-54	-	-	-	-	-	70	-	40-62	150-157	-	-	-	-	-	270
MOORE, Chris	9	-	-	-	-	-	-	-	54	11	-	-	-	-	-	-	-	66
GREEN, Tion	7	-	-	-	-	-	-	-	42	8	-	-	-	-	-	-	-	48
MCKAY, Mekale	7	-	-	-	-	-	-	-	42	7	-	-	-	-	-	-	-	42
KAY, Brendon	6	-	-	-	-	-	-	-	36	9	-	-	-	-	-	-	-	54
MCCLUNG, Anthony	5	-	-	-	-	-	-	-	30	15	-	-	-	-	-	-	-	90
WILLIAMS, Hosey	4	-	-	-	-	-	-	-	24	4	-	-	-	-	-	-	-	24
ABERNATHY, RD	4	-	-	-	-	-	-	-	24	12	-	-	-	-	-	-	-	72
MORRISON, Max	3	-	-	-	-	-	-	-	18	3	-	-	-	-	-	-	-	18
LUALLEN, Jordan	3	-	-	-	-	-	-	-	18	5	-	-	-	-	-	-	-	30
ANNEN, Blake	2	-	-	-	-	-	-	-	12	2	-	-	-	-	-	-	-	12
RICE, Rob	1	-	-	-	-	-	-	-	6	1	-	-	-	-	-	-	-	6
WASHINGTON, Shaq	1	-	-	-	-	-	-	-	6	1	-	-	-	-	-	-	-	6
WITTY, Adrian	1	-	-	-	-	-	-	-	6	1	-	-	-	-	-	-	-	6
ALONZO, Shakim	1	-	-	-	-	-	-	-	6	1	-	-	-	-	-	-	-	6
LEGAUX, Munchie	1	-	-	-	-	-	-	-	6	7	-	-	-	-	-	-	-	42
TEAM	-	-	0-1	-	-	-	-	-	0									
Total	55	6-15	52-55	-	-	-	-	-	400									
Opponents	29	11-15	25-26	1-2	-	0-1	-	-	234									

Punt Returns	no.	yds	avg	td	lg	no.	yds	avg	td	lg
MCCLUNG, Anthony	17	55	3.2	0	12	34	219	6.4	0	29
WASHINGTON, Shaq	11	109	9.9	0	35	11	109	9.9	0	35
Total	28	164	5.9	0	35					
Opponents	14	180	12.9	0	38					

Kick Returns	no.	yds	avg	td	lg	no.	yds	avg	td	lg
ABERNATHY, RD	16	351	21.9	0	38	87	2186	25.1	1	90
MOORE, Rod	9	220	24.4	0	33	9	220	24.4	0	33
WASHINGTON, Shaq	2	28	14.0	0	19	2	28	14.0	0	19
MOORE, Chris	1	20	20.0	0	20	1	20	20.0	0	20
Total	28	619	22.1	0	38					
Opponents	45	854	19.0	0	30					

SEASON						CAREER					
Interceptions	no.	yds	avg	td	lg	no.	yds	avg	td	lg	
DRANE, Deven	3	85	28.3	0	47	8	192	24.0	0	47	
WILDER, Howard	2	0	0.0	0	0	2	0	0.0	0	0	
TYSON, Mike	2	103	51.5	0	87	2	103	51.5	0	87	
EDWARDS, Zach	2	20	10.0	0	20	2	20	10.0	0	20	
PAYNE, Leviticus	1	0	0.0	0	0	1	0	0.0	0	0	
WITTY, Adrian	1	41	41.0	1	41	1	41	41.0	1	41	
TEMPLE, Nick	1	0	0.0	0	0	3	67	22.3	1	55	
CHENAULT, Arryn	1	0	0.0	0	0	4	21	5.2	0	21	
Total	13	249	19.2	1	87						
Opponents	16	93	5.8	0	37						

Fumble Returns	no.	yds	avg	td	lg	no.	yds	avg	td	lg	
BLAIR, Greg	1	7	7.0	0	7	1	7	7.0	0	7	
Total	1	7	7.0	0	7						
Opponents	3	65	21.7	4	40						

All Purpose	g	rush	rcv	pr	kr	ir	total	avg/g	g	rush	rcv	pr	kr	ir	total	avg/g
MCCLUNG, Anth	11	0	908	55	0	0	963	87.5	46	11	2347	219	198	0	2775	60.3
ABERNATHY, R	12	451	154	0	351	0	956	79.7	38	855	491	0	2186	0	3532	92.9
WASHINGTON,	12	0	747	109	28	0	884	73.7	22	1	784	109	28	0	922	41.9
MOORE, Chris	12	16	599	0	20	0	635	52.9	24	16	712	0	20	0	748	31.2
WILLIAMS, Hose	11	609	16	0	0	0	625	56.8	11	609	16	0	0	0	625	56.8
MCKAY, Mekale	12	1	462	0	0	0	463	38.6	12	1	462	0	0	0	463	38.6
MORRISON, Ma	12	3	436	0	0	0	439	36.6	23	3	436	0	0	0	439	19.1
GREEN, Tion	10	409	12	0	0	0	421	42.1	17	479	12	0	0	0	491	28.9
MOORE, Rod	10	13	-1	0	220	0	232	23.2	10	13	-1	0	220	0	232	23.2
LUALLEN, Jorda	10	220	0	0	0	0	220	22.0	26	406	0	0	0	0	406	15.6
ANNEN, Blake	12	0	177	0	0	0	177	14.8	43	0	212	0	0	0	212	4.9
KAY, Brendon	12	152	12	0	0	0	164	13.7	29	518	56	0	0	0	574	19.8
LEGAUX, Munch	2	107	0	0	0	0	107	53.5	31	627	18	0	0	0	645	20.8
TYSON, Mike	8	0	0	0	0	103	103	12.9	8	0	0	0	0	103	103	12.9
DRANE, Deven	11	0	0	0	0	85	85	7.7	44	0	0	0	20	192	212	4.8
ALONZO, Shaki	9	0	81	0	0	0	81	9.0	9	0	81	0	0	0	81	9.0
GOLDEN, Jared	12	0	50	0	0	0	50	4.2	25	0	50	0	0	0	50	2.0
GRAVES, Jerem	12	0	47	0	0	0	47	3.9	24	0	47	0	0	0	47	2.0
WITTY, Adrian	12	0	0	0	0	41	41	3.4	39	0	0	0	0	41	41	1.1
COLE, Nate	11	0	39	0	0	0	39	3.5	12	0	39	0	0	0	39	3.2
KING, Anthony	10	34	0	0	0	0	34	3.4	31	46	0	0	0	0	46	1.5
EDWARDS, Zac	12	0	0	0	0	20	20	1.7	12	0	0	0	0	20	20	1.7
RICE, Rob	9	18	0	0	0	0	18	2.0	9	18	0	0	0	0	18	2.0
JOHNSON, Travi	1	0	18	0	0	0	18	18.0	1	0	18	0	0	0	18	18.0
LLOYD, John	12	14	0	0	0	0	14	1.2	12	14	0	0	0	0	14	1.2
DOWDY, DJ	11	0	6	0	0	0	6	0.5	11	0	6	0	0	0	6	0.5
NUTTER, Kyle	2	0	3	0	0	0	3	1.5	2	0	3	0	0	0	3	1.5
CONY, Bennie	3	-9	0	0	0	0	-9	-3.0	3	-9	0	0	0	0	-9	-3.0
TEAM	9	-16	0	0	0	0	-16	-1.8								
Total	12	2022	3766	164	619	249	6820	568.3								
Opponents	12	1184	2574	180	854	93	4885	407.1								

Field Goals	att	good	long	blkd	att	good	long	blkd
MILIANO, Tony	15	6	44	2	62	40	48	6
Total	15	6	44	2				
Opponents	15	11	52	0				

Punting	no.	yds	avg	lg	blk	no.	yds	avg	lg	blk
LLOYD, John	28	1227	43.8	62	0	28	1227	43.8	62	0
KAY, Brendon	15	579	38.6	58	0	15	579	38.6	58	0
Total	43	1806	42.0	62	0					
Opponents	74	3185	43.0	84	0					

SEASON/CAREER STATS

SEASON											CAREER												
Kickoffs		no.	yds	avg	tb	ob						no.	yds	avg	tb	ob							
MILIANO, Tony		70	4341	62.0	23	1						99	6153	62.2	26	3							
Total		70	4341	62.0	23	1																	
Opponents		49	3085	63.0	19	2																	
##	Defensive Leaders	gp	ua	a	total	tfl	sack	int	pbu	fr	ff	blk	gp	ua	a	total	tfl	sack	int	pbu	fr	ff	blk
51	BLAIR, Greg	12	42	54	96	6.5	1.0	.	3	1	1	.	26	111	124	235	16.5	3.5	2	9	2	3	.
43	TEMPLE, Nick	12	38	35	73	13.5	5.5	1	1	.	1	.	38	89	73	162	21.5	8.0	3	5	.	2	.
22	EDWARDS, Zach	12	37	26	63	2.5	.	2	4	1	1	.	12	37	26	63	2.5	.	2	4	1	1	.
25	CHENAULT, Arryn	12	35	18	53	1.0	.	1	6	1	.	.	45	75	42	117	2.5	.	4	10	2	.	.
94	STEPP, Jordan	12	15	28	43	8.0	6.0	.	.	1	.	.	49	69	63	132	17.5	8.0	.	2	1	1	1
8	WITTY, Adrian	12	24	18	42	2.0	.	1	3	.	.	.	39	51	32	83	6.5	3.0	1	6	.	2	.
48	LUC, Jeff	12	23	15	38	6.5	1.5	.	2	1	2	.	12	23	15	38	6.5	1.5	.	2	1	2	.
92	MOUHON, Silverberry	12	17	20	37	10.5	9.5	.	1	.	2	.	25	25	31	56	11.5	10.5	.	2	.	3	.
3	WILDER, Howard	12	19	13	32	0.0	.	2	4	.	1	.	12	19	13	32	0.0	.	2	4	.	1	.
91	DEMPSEY, Adam	12	16	11	27	8.0	3.5	.	1	.	.	.	26	23	15	38	9.0	3.5	.	1	.	.	1
93	HARRAH, Brad	12	13	12	25	10.0	4.0	28	15	12	27	11.0	4.0
57	CASSEUS, Clemente	12	9	16	25	0.0	25	19	26	45	2.0
1D	DRANE, Deven	11	16	8	24	1.0	.	3	5	.	.	.	44	79	39	118	4.0	.	8	21	2	.	.
12	PAYNE, Leviticus	12	14	9	23	1.0	.	1	1	.	.	.	25	21	10	31	1.0	.	1	1	.	.	.
29	JONES, Andre	12	8	14	22	0.0	12	8	14	22	0.0
44	MASON, Corey	12	11	10	21	1.0	1	.	35	14	12	26	1.0	1	.
95	HARTSFIELD, Terrell	12	13	8	21	4.0	1.5	12	13	8	21	4.0	1.5
33	TENTMAN, Solomon	12	9	11	20	0.0	26	20	23	43	0.5
97	AIKEN, Marques	12	4	16	20	2.0	0.5	.	2	1	.	.	12	4	16	20	2.0	0.5	.	2	1	.	.
5	TYSON, Mike	8	3	9	12	0.5	.	2	1	.	.	.	8	3	9	12	0.5	.	2	1	.	.	.
46	MEADOR, Mitch	12	6	5	11	2.5	1.0	.	1	.	.	.	50	13	14	27	4.0	2.5	.	1	.	1	.
40	BROWN, Kevin	11	3	7	10	0.0	20	10	10	20	0.0	.	.	2	.	.	.
99	JORDAN, Jerrell	11	1	6	7	0.5	.	.	1	.	.	.	11	1	6	7	0.5	.	.	1	.	.	.
20	RICE, Rob	9	3	3	6	0.0	9	3	3	6	0.0
38	ANTOUN, Mason	8	3	2	5	0.0	8	3	2	5	0.0
70	MITCHELL, Brandon	8	1	4	5	1.0	8	1	4	5	1.0
13	COLEMAN, Grant	6	2	3	5	0.0	.	.	1	.	.	.	6	2	3	5	0.0	.	.	1	.	.	.
21	MOORE, Rod	10	3	2	5	0.0	.	.	1	.	.	.	10	3	2	5	0.0	.	.	1	.	.	.
36	FOSTER, Marcus	6	2	2	4	1.0	6	2	2	4	1.0
49	KING, Anthony	10	3	1	4	0.0	31	4	1	5	0.0
90	BEARD, Camaron	9	1	2	3	1.0	1.0	27	14	23	37	6.0	1.0	.	1	1	1	.
41	HYLAND, Kevin	9	.	3	3	0.0	13	.	3	3	0.0
61	WILLIS, Kirk	12	1	2	3	0.0	25	2	5	7	0.0
98	WEST, Chad	10	3	.	3	0.0	10	3	.	3	0.0
2D	ORR, Trenier	2	1	2	3	0.0	10	13	8	21	0.0	.	.	4	.	.	.
59	BOND, Deyshawn	12	1	1	2	0.0	12	1	1	2	0.0
19	WASHINGTON, Shaq	12	2	.	2	0.0	22	2	.	2	0.0
65	DONNINI, Connor	1	.	2	2	0.0	.	.	1	.	.	.	1	.	2	2	0.0	.	.	1	.	.	.
30	DOSTON, Darren	2	.	1	1	0.0	.	.	.	1	.	.	2	.	1	1	0.0	.	.	.	1	.	.
96	POSLEY, Josh	2	.	1	1	0.0	8	2	2	4	0.5	0.5
62	KEEBLER, Cory	12	.	1	1	0.0	34	.	1	1	0.0
17	GRAVES, Jeremy	12	1	.	1	0.0	24	3	.	3	0.0	.	.	.	1	.	.
76	BUJNOCH, Austen	9	1	.	1	0.0	1	.	39	1	.	1	0.0	1	.
73	LEAHY, Ryan	4	1	.	1	0.0	4	1	.	1	0.0
23	WILLIAMS, Hosey	11	.	1	1	0.0	11	.	1	1	0.0
3C	CONEY, Bennie	3	1	.	1	0.0	3	1	.	1	0.0
24	LLOYD, John	12	1	.	1	0.0	12	1	.	1	0.0
Total		12	407	402	809	84	35	13	39	7	10	.											
Opponents		12	482	472	954	64	12	16	35	10	12	2											

2013 UNIVERSITY OF CINCINNATI FOOTBALL

RED ZONE/TIME OF POSSESSION

RED ZONE ANALYSIS

CINCINNATI										---- Failed to score inside RZ ----					
Date	Opponent	Score	Times In RZ	Times Scored	Total Pts	TDs	Rush TDs	Pass TDs	FGs Made	FGA	Downs	Int	Fumb	Half	Game
08/31	PURDUE	W, 42-7	5	4	28	4	3	1	0	0	0	1	0	0	0
09/07	at Illinois	L, 17-45	4	3	17	2	1	1	1	0	1	0	0	0	0
09/14	NW STATE	W, 66-9	1	1	6	1	1	0	0	0	0	0	0	0	0
09/21	at Miami (Ohio)	W, 14-0	4	2	14	2	2	0	0	1	0	0	0	1	0
10/05	at USF *	L, 20-26	2	1	7	1	0	1	0	0	1	0	0	0	0
10/11	TEMPLE *	W, 38-20	3	3	21	3	2	1	0	0	0	0	0	0	0
10/19	UCONN *	W, 41-16	4	2	14	2	1	1	0	1	1	0	0	0	0
10/30	at Memphis *	W, 34-21	7	4	28	4	4	0	0	1	1	1	0	0	0
11/09	SMU *	W, 28-25	4	3	21	3	2	1	0	0	0	0	0	1	0
11/16	at Rutgers *	W, 52-17	3	3	17	2	1	1	1	0	0	0	0	0	0
11/23	at Houston *	W, 24-17	5	3	17	2	1	1	1	1	1	0	0	0	0
12/05	LOUISVILLE * L, 24-31 (OT)		4	4	24	3	3	0	1	0	0	0	0	0	0
12/28	vs. North Carolina														
TOTALS			52	39	253	34	24	10	5	4	5	2	0	2	0
39 OF 52 (75.0%)															
OPPONENTS										---- Failed to score inside RZ ----					
Date	Opponent	Score	Times In RZ	Times Scored	Total Pts	TDs	Rush TDs	Pass TDs	FGs Made	FGA	Downs	Int	Fumb	Half	Game
08/31	PURDUE	W, 42-7	2	1	7	1	1	0	0	1	0	0	0	0	0
09/07	at Illinois	L, 17-45	2	2	10	1	1	0	1	0	0	0	0	0	0
09/14	NW STATE	W, 66-9	1	1	6	1	1	0	0	0	0	0	0	0	0
09/21	at Miami (Ohio)	W, 14-0	1	0	0	0	0	0	0	0	1	0	0	0	0
10/05	at USF *	L, 20-26	2	2	6	0	0	0	2	0	0	0	0	0	0
10/11	TEMPLE *	W, 38-20	2	1	6	1	1	0	0	0	0	0	1	0	0
10/19	UCONN *	W, 41-16	4	2	10	1	1	0	1	0	1	1	0	0	0
10/30	at Memphis *	W, 34-21	2	2	14	2	0	2	0	0	0	0	0	0	0
11/09	SMU *	W, 28-25	5	4	25	3	1	2	1	1	0	0	0	0	0
11/16	at Rutgers *	W, 52-17	4	3	17	2	1	1	1	0	1	0	0	0	0
11/23	at Houston *	W, 24-17	3	2	10	1	0	1	1	0	0	0	1	0	0
12/05	LOUISVILLE * L, 24-31 (OT)		3	3	17	2	1	1	1	0	0	0	0	0	0
12/28	vs. North Carolina														
TOTALS			31	23	128	15	8	7	8	2	3	1	2	0	0
23 OF 31 (74.2%)															

TIME OF POSSESSION

Date	Opponent	Score	Overall	1st Qtr	2nd Qtr	3rd Qtr	4th Qtr
08/31	PURDUE	W, 42-7	33:48	5:11	9:35	10:42	8:20
09/07	at Illinois	L, 17-45	23:32	6:23	6:16	5:56	4:57
09/14	NORTHWESTERN STATE	W, 66-9	31:49	8:06	7:21	6:38	9:44
09/21	at Miami (Ohio)	W, 14-0	37:04	7:50	7:34	9:59	11:41
10/05	at USF *	L, 20-26	29:26	5:14	8:08	7:43	8:21
10/11	TEMPLE *	W, 38-20	37:00	6:37	9:47	11:05	9:31
10/19	UCONN *	W, 41-16	28:23	5:26	6:15	7:15	9:27
10/30	at Memphis *	W, 34-21	33:38	7:52	7:23	8:11	10:12
11/09	SMU *	W, 28-25	32:48	5:37	4:58	12:27	9:46
11/16	at Rutgers *	W, 52-17	28:08	7:56	8:24	4:36	7:12
11/23	at Houston *	W, 24-17	36:32	9:36	8:40	8:11	10:05
12/05	LOUISVILLE *	L, 24-31 (OT)	27:58	9:30	7:44	5:09	5:35
12/28	vs. North Carolina						
CINCINNATI		Total	380:06	85:18	92:05	97:52	104:51
		Avg.	31:40	7:06	7:40	8:09	8:44
OPPONENTS		Total	339:54	94:42	87:55	82:08	75:09
		Avg.	28:19	7:53	7:19	6:50	6:15

2013 UNIVERSITY OF CINCINNATI FOOTBALL

LONG PLAYS

YDS.	TYPE	PLAYER(S)	OPP.
87	INT	TYSON, Mike	UConn
77	Rush	WILLIAMS, Hosey	Northwestern State
*66	Pass	MCKAY, Mekale from KAY, Brendon	Rutgers
*62	Pass	MCKAY, Mekale from KAY, Brendon	SMU
57	Pass	MCKAY, Mekale from KAY, Brendon	Louisville
56	Pass	MCKAY, Mekale from KAY, Brendon	UConn
51	Pass	MOORE, Chris from KAY, Brendon	Purdue
49	Pass	ANNEN, Blake from KAY, Brendon	Northwestern State
47	INT	DRANE, Deven	UConn
46	Pass	MCCLUNG, Anthony from KAY, Brendon	Louisville
46	Pass	MORRISON, Max from KAY, Brendon	Northwestern State
*44	Pass	ALONZO, Shakim from CONEY, Bennie	Northwestern State
43	Pass	WASHINGTON, Shaq from KAY, Brendon	Houston
*41	INT	WITTY, Adrian	Purdue
*41	Pass	MORRISON, Max from KAY, Brendon	Northwestern State
*41	Pass	WASHINGTON, Shaq from KAY, Brendon	Rutgers
*41	Pass	ANNEN, Blake from KAY, Brendon	UConn
*40	Pass	MOORE, Chris from KAY, Brendon	Houston
40	Pass	MORRISON, Max from LEGAUX, Munchie	Purdue
*40	Pass	MCKAY, Mekale from KAY, Brendon	Northwestern State
38	INT	DRANE, Deven	Miami (Ohio)
38	KR	ABERNATHY, RD	Temple
37	Pass	MCKAY, Mekale from LUALLEN, Jordan	UConn
37	Rush	LUALLEN, Jordan	Temple
35	PR	WASHINGTON, Shaq	Memphis
34	Pass	MCCLUNG, Anthony from KAY, Brendon	Houston
*34	Pass	MCKAY, Mekale from LUALLEN, Jordan	Rutgers
33	KR	MOORE, Rod	Memphis
32	Pass	ABERNATHY, RD from KAY, Brendon	Memphis
32	Pass	MORRISON, Max from LEGAUX, Munchie	Illinois
32	Pass	GOLDEN, Jared from KAY, Brendon	Northwestern State
*32	Pass	MORRISON, Max from KAY, Brendon	UConn
32	Rush	LEGAUX, Munchie	Purdue
31	Pass	MCCLUNG, Anthony from KAY, Brendon	Memphis
30	KR	ABERNATHY, RD	SMU
30	Rush	WILLIAMS, Hosey	UConn
*30	Rush	WILLIAMS, Hosey	Purdue
30	Pass	MOORE, Chris from KAY, Brendon	UConn
*28	Pass	MOORE, Chris from WASHINGTON, Shaq	Rutgers
28	Pass	ALONZO, Shakim from LUALLEN, Jordan	Rutgers

YDS.	TYPE	PLAYER(S)	OPP.
28	Pass	MOORE, Chris from KAY, Brendon	Memphis
28	KR	ABERNATHY, RD	UConn
*28	Pass	MCCLUNG, Anthony from KAY, Brendon	UConn
*27	Pass	MOORE, Chris from KAY, Brendon	USF
27	Pass	WASHINGTON, Shaq from KAY, Brendon	Rutgers
*27	Pass	MOORE, Chris from LUAllen, Jordan	UConn
27	Rush	ABERNATHY, RD	Northwestern State
26	Rush	ABERNATHY, RD	Northwestern State
26	Pass	MORRISON, Max from KAY, Brendon	SMU
26	Pass	MCCLUNG, Anthony from KAY, Brendon	Rutgers
26	Pass	MCCLUNG, Anthony from LEGAUX, Munchie	Illinois
25	KR	ABERNATHY, RD	Illinois
25	Pass	WASHINGTON, Shaq from LEGAUX, Munchie	Illinois
25	Pass	MORRISON, Max from KAY, Brendon	Houston
25	Rush	WILLIAMS, Hosey	Illinois
25	KR	ABERNATHY, RD	Illinois
25	Pass	MCCLUNG, Anthony from LEGAUX, Munchie	Illinois
25	KR	MOORE, Rod	UConn
25	PR	WASHINGTON, Shaq	Northwestern State
25	Pass	MCCLUNG, Anthony from KAY, Brendon	Houston
25	KR	MOORE, Rod	UConn
25	KR	ABERNATHY, RD	Temple
*25	Pass	MCCLUNG, Anthony from KAY, Brendon	Temple
*24	Pass	MCKAY, Mekale from KAY, Brendon	Rutgers
24	KR	MOORE, Rod	Louisville
24	Pass	WASHINGTON, Shaq from KAY, Brendon	Rutgers
24	Pass	MOORE, Chris from KAY, Brendon	Louisville
24	KR	MOORE, Rod	Louisville
*24	Rush	GREEN, Tion	Temple
24	Pass	WASHINGTON, Shaq from KAY, Brendon	Houston
24	Pass	MCCLUNG, Anthony from KAY, Brendon	Illinois
24	Rush	WILLIAMS, Hosey	SMU
*24	Pass	MCCLUNG, Anthony from KAY, Brendon	Memphis
24	Pass	WASHINGTON, Shaq from KAY, Brendon	Memphis
24	Pass	COLE, Nate from CONEY, Bennie	UConn

* touchdown scored on play

BY PLAYER

PLAYER	NO.	TD	R	P	KR	PR	IR	FR
MCCLUNG, Anthony	16	3	0	16	0	0	0	0
ABERNATHY, RD	14	0	2	1	11	0	0	0
MOORE, Chris	12	4	1	10	1	0	0	0
MCKAY, Mekale	10	6	0	10	0	0	0	0
WASHINGTON, Shaq	10	1	0	8	0	2	0	0
MOORE, Rod	9	0	0	0	9	0	0	0
WILLIAMS, Hosey	8	1	8	0	0	0	0	0
MORRISON, Max	7	2	0	7	0	0	0	0
ALONZO, Shakim	2	1	0	2	0	0	0	0
ANNEN, Blake	2	1	0	2	0	0	0	0
LEGAUX, Munchie	2	0	2	0	0	0	0	0
DRANE, Deven	2	0	0	0	0	0	2	0
WITTY, Adrian	1	1	0	0	0	0	1	0
GREEN, Tion	1	1	1	0	0	0	0	0
EDWARDS, Zach	1	0	0	0	0	0	1	0
KAY, Brendon	1	0	1	0	0	0	0	0
COLE, Nate	1	0	0	1	0	0	0	0
GOLDEN, Jared	1	0	0	1	0	0	0	0
LUALLAN, Jordan	1	0	1	0	0	0	0	0
TYSON, Mike	1	0	0	0	0	0	1	0
TOTAL	102	21	16	58	21	2	5	0

BY THE NUMBERS

PLAYS BY YARDS	NO.	TD
100+	0	0
90-99	0	0
80-89	1	0
70-79	1	0
60-69	2	2
50-59	3	0
40-49	13	7
30-39	18	3
20-29	64	9
PLAYS BY TYPE	NO.	TD
Rushing	16	2
Passing	58	18
Punt returns	2	0
Kick returns	21	0
Interceptions	5	1
Fumble returns	0	0
Other	0	0
TOTAL	102	21

LONGEST PLAYS

OFFENSE			
TYPE	YARDS	PLAYER	OPPONENT
RUSH	77	Williams	NW State
RUSHING TD	30	Williams	Purdue
PASS	66	McKay from Kay	at Rutgers
PASSING TD	66	McKay from Kay	at Rutgers
SPECIAL TEAMS			
TYPE	YARDS	PLAYER	OPPONENT
PUNT RETURN	35	Washington	Memphis
KICK RETURN	38	Abernathy	Temple
PUNT	62	Lloyd	Louisville
FIELD GOAL	44	Milliano	Temple
DEFENSE			
TYPE	YARDS	PLAYER	OPPONENT
INT RETURN	87	Tyson	UConn
FUMBLE RETURN	7	Blair	at Houston

2013 UNIVERSITY OF CINCINNATI FOOTBALL

SCORING DRIVES

OPPONENT	QTR.	PLYS.	YDS.	TOP	RES.	SCORING PLAY
Purdue	2	14	78	6:26	TD	Legaux 10-yard run
Purdue	2	7	75	3:09	TD	Annen 15-yard pass from Legaux
Purdue	3	13	78	6:09	TD	Abernathy 3-yard run
Purdue	3	1	41		TD	Witty 41-yard interception return
Purdue	4	4	39	2:05	TD	Williams 30-yard run
Purdue	4	6	79	3:11	TD	Green 1-yard run
OPPONENT	QTR.	PLYS.	YDS.	TOP	RES.	SCORING PLAY
at Illinois	2	14	69	3:25	TD	Morrison 1-yard pass from Legaux
at Illinois	3	5	25	1:10	FG	Milano 37-yard field goal
at Illinois	3	5	76	1:14	TD	Abernathy 13-yard TD run
OPPONENT	QTR.	PLYS.	YDS.	TOP	RES.	SCORING PLAY
Northwestern St.	1	6	68	2:52	TD	Moore 15-yard reception from Kay
Northwestern St.	1	7	72	3:24	TD	Williams 4-yard rush
Northwestern St.	2	8	82	3:07	TD	McKay 40-yard pass from Kay
Northwestern St.	2	8	75	2:56	TD	Green 3-yard run
Northwestern St.	2	3	88	1:01	TD	McClung 15-yard pass from Kay
Northwestern St.	3	1	41	0:07	TD	Morrison 41-yard pass from Kay
Northwestern St.	3	10	59	4:39	FG	Milano 30-yard field goal
Northwestern St.	4	2	78	0:49	TD	Williams 1-yard run
Northwestern St.	4	3	24	1:13	TD	Alonzo 44-yard pass from Coney
Northwestern St.	4	12	57	7:15	TD	Rice 1-yard run
OPPONENT	QTR.	PLYS.	YDS.	TOP	RES.	SCORING PLAY
Miami (Ohio)	4	16	79	7:41	TD	Williams 1-yard run
Miami (Ohio)	4	5	21	2:31	TD	Kay 1-yard run
OPPONENT	QTR.	PLYS.	YDS.	TOP	RES.	SCORING PLAY
at USF	2	8	65	3:41	TD	McKay 22-yard pass from Kay
at USF	4	11	80	6:13	TD	Moore 27-yard pass from Kay
at USF	4	10	70	2:16	TD	McKay 15-yard pass from Kay
OPPONENT	QTR.	PLYS.	YDS.	TOP	RES.	SCORING PLAY
Temple	1	10	79	3:25	TD	Green 24-yard run
Temple	2	9	80	3:03	TD	McClung 25-yard pass from Kay
Temple	2	3	12	1:21	TD	Kay 4-yard run
Temple	2	11	71	4:04	TD	Green 2-yard run
Temple	3	11	58	5:35	TD	McClung 4-yard pass from Kay
Temple	3	9	27	3:44	FG	Milano 44-yard field goal
OPPONENT	QTR.	PLYS.	YDS.	TOP	RES.	SCORING PLAY
UConn	1	6	76	2:40	TD	Moore 8-yard TD pass from Kay
UConn	2	1	41	0:09	TD	Annen 41-yard pass from Kay
UConn	2	2	2	0:54	TD	Kay 2-yard run
UConn	2	3	55	0:27	TD	Morrison 32-yard pass from Kay
UConn	3	10	69	4:04	TD	Moore 27-yard pass from Luallen
UConn	4	6	92	2:55	TD	McClung 28-yard pass from Kay
OPPONENT	QTR.	PLYS.	YDS.	TOP	RES.	SCORING PLAY
at Memphis	2	9	75	3:53	TD	Luallen 13-yard rush
at Memphis	2	1	19	0:17	TD	Abernathy 19-yard run
at Memphis	3	11	69	3:48	TD	Green 2-yard run
at Memphis	4	3	25	1:19	TD	McClung 24-yard pass from Kay
at Memphis	4	9	61	3:54	TD	Green 3-yard run

OPPONENT	QTR.	PLYS.	YDS.	TOP	RES.	SCORING PLAY
SMU	2	7	75	2:52	TD	Moore 17-yard pass from Kay
SMU	2	1	62	0:10	TD	McKay 62-yard pass from Kay
SMU	3	11	75	3:58	TD	Luallen 2-yard rush
SMU	3	17	96	8:12	TD	Green 7-yard rush
OPPONENT	QTR.	PLYS.	YDS.	TOP	RES.	SCORING PLAY
at Rutgers	1	10	69	3:45	FG	Milano 30-yard field goal
at Rutgers	1	2	24	0:33	TD	McKay 24-yard pass from Kay
at Rutgers	1	3	68	1:18	TD	McKay 66-yard pass from Kay
at Rutgers	1	4	54	1:25	TD	Moore 28-yard pass from Washington
at Rutgers	2	10	69	4:11	TD	Luallen 9-yard run
at Rutgers	2	3	65	0:38	TD	Washington 41-yard pass from Kay
at Rutgers	3	7	78	2:40	TD	Moore 14-yard pass from Kay
at Rutgers	4	5	49	2:31	TD	McKay 34-yard pass from Luallen
OPPONENT	QTR.	PLYS.	YDS.	TOP	RES.	SCORING PLAY
at Houston	2	7	40	3:06	TD	Moore 40-yard pass from Kay
at Houston	2	10	65	4:01	FG	Milano 25-yard field goal
at Houston	2	7	85	2:05	TD	Moore 3-yard pass from Kay
at Houston	3	3	13	0:45	TD	Kay 14-yard run
OPPONENT	QTR.	PLYS.	YDS.	TOP	RES.	SCORING PLAY
Louisville	2	11	70	4:13	TD	Kay 1-yard run
Louisville	3	10	87	3:55	TD	Kay 2-yard run
Louisville	4	2	72	0:45	TD	Abernathy 15-yard run
Louisville	4	10	67	2:11	FG	Milano 26-yard field goal

DRIVES SUMMARY

AVERAGE SCORING DRIVE/PLAY STATS Plays: 7.4 per drive; Yards: 61.2 per drive; Avg. Drive Time: 2:59	LONGEST Longest drive (time): » 8:12 vs. SMU » 17 plays, 96 yards, Green 7-yard run Longest drive (yards): » 96 yards vs. UConn » 17 plays, 8:12, Green 7-yard run	SHORTEST Shortest drive (time): » 0:07 vs. Northwestern State » 1 plays, 41 yards, Morrison 41-yard pass from Kay Shortest drive (yards): » 2 yards vs. UConn » 2 plays, 0:54, Kay 2-yard run
BY THE NUMBERS » 60 scoring drives » 443 plays » 3,672 yards » 10,780 seconds		

2013 UNIVERSITY OF CINCINNATI FOOTBALL

GAME 1 • AUG. 31, 2013 • NIPPERT STADIUM • CINCINNATI, OHIO • ATT.: 36,007

GAME 2 • SEPT. 7, 2013 • MEMORIAL STADIUM • CHAMPAIGN, ILL. • ATT.: 43,031



Purdue

7

Cincinnati

42



Cincinnati

17

Illinois

45

CAPTAINS: Greg Blair, Austen Bujnoch • **CINCINNATI FLAG:** Justin Murray

CAPTAINS: Arryn Chenault, Jordan Luallen

CINCINNATI - The largest crowd in the 98-year history of Nippert Stadium came to see the debut of Tommy Tuberville and left happy as the Bearcats rolled to a 42-7 victory over Purdue behind some big plays and an outstanding defense.

UC (1-0) allowed just 226 yards and forced four turnovers in the win. The Bearcats racked up 425 yards on the Boilermakers (0-1), using a well-balanced attack with 221 rushing yards and 204 passing yards. The defense helped enable the offense, as UC's average starting field position was the Bearcat 44-yard line.

After a preseason of competition, senior Munchie Legaux earned the starting nod and passed for 145 yards and a touchdown while rushing for 55 yards and a score to lead the Bearcats. UC used a 1-2 punch of running backs in Ralph David Abernathy IV and Hosey Williams. Williams ran for 70 yards and a score, while Abernathy posted 52 rushing yards and a score. Tion Green also ran into the endzone for the Bearcats.

Legaux and Brendon Kay combined to hit 12 different receivers. Max Morrison had three catches for 58 yards, while Chris Moore, Blake Annen and Abernathy all had a pair. Annen had the lone touchdown catch on the day.

The UC defense posted its best performance since 2009, allowing just 226 yards in the game. The 65 rushing yards given up also marked the lowest total since last season's game versus Connecticut (36 yards). Purdue quarterback Rob Henry was 18-25 passing for 161 yards with two interceptions. Dalyn Dawkins led the Boiler rushing attack with 26 yards and a long run of 17 yards.

UC out-gained Purdue 175-90 in the opening half, using tremendous balance. Tuberville called 19 passing plays for 80 yards and 19 rushes for 95 yards. The Bearcats also did not commit a penalty in the first two quarters, while Purdue was flagged five times for 25 yards.

The Bearcats took the ball to open the second half and pushed the lead to 21-7. UC went on a 13-play, 78-yard drive that took just over six minutes. It was capped by an Abernathy three-yard rush. The big play came on a 40-yard pass from Legaux to Morrison, which took the Bearcats to the Boilermaker 16-yard line.

CHAMPAIGN, ILL. - The University of Cincinnati football team dropped its first road contest of the season, falling 45-17 to Illinois.

The Bearcats (1-1) struggled with penalties and miscues, in a reversal of the script from a week ago. UC was penalized seven times, with five coming in the first 15 minutes of play compared to only two penalties in the season opener against Purdue.

Illinois (2-0) got 522 yards of total offense and four passing TDs from QB Nathan Scheelhaase, who was 26-of-37 for 312 yards and four scores.

Munchie Legaux earned his second-straight start for UC, throwing for 237 yards and rushing for another 52 before suffering a significant leg injury with just over nine minutes remaining in the game. Legaux had dropped back to pass and was tackled below the knees by Illinois defensive lineman Tim Kynard, and his left leg bent awkwardly.

The Illini (2-0) ran off to a 21-0 lead in the second quarter and survived a Bearcats rally to stay undefeated.

WR Max Morrison hauled in a 1-yard pass from Legaux with eight seconds remaining in the opening half to put the Bearcats on the board. K Tony Miliano chipped in with his first field goal of the young season, a 37-yard effort with 11:02 left in the third quarter.

UC had a pair of replays in the third quarter go against it on the day. The first was on a fourth-down rush by Legaux that was originally ruled a TD, but a review ruled Legaux had fumbled the ball before crossing the goalline, giving Illinois the ball back.

Moments later an apparent forced fumble and recovery by LB Nick Temple at the Illinois 11 was reviewed and ruled the runner was down by contact. Illinois drove down the field and Scheelhaase capped a 99-yard drive with a 22-yard TD strike to Steve Hull to make the margin 28-10.

Ralph David Abernathy IV scored on a 13-yard scamper with 1:34 left in the third quarter, his second rushing score of the season. He finished with 126 all-purpose yards.

LB Greg Blair set a season high with 14 tackles. Temple added eight stops while DB Arryn Chenault, DB Zach Edwards and LB Jeff Luc had six tackles apiece.

SCORE BY QUARTERS

	1	2	3	4	F
Purdue	0	7	0	0	- 7
Cincinnati	0	14	14	14	- 42

SCORING SUMMARY

QTR	TIME	TEAM	SCORING PLAY	DRIVE	TIME
CIN	2nd	13:39	Legaux 10 yd run (Miliano kick)	14-78	6:26
PUR	2nd	03:26	Henry 7 yd run (Griggs kick)	2-11	0:43
CIN	2nd	00:17	Annen 15 yd pass from Legaux (Miliano kick)	7-75	3:09
CIN	3rd	08:44	Abernathy 3 yd run (Miliano kick)	13-78	6:09
CIN	3rd	06:42	Witty 41 yd interception return (Miliano kick)		
CIN	4th	13:31	Williams 30 yd run (Miliano kick)	4-39	2:05
CIN	4th	06:50	Green 1 yd run (Miliano kick)	6-79	3:11

SCORE BY QUARTERS

	1	2	3	4	F
Cincinnati	0	7	10	0	- 17
Illinois	7	14	7	17	- 45

SCORING SUMMARY

QTR	TIME	TEAM	SCORING PLAY	DRIVE	TIME
1st	05:45	ILL	Ferguson 48 yd pass from Scheelhaase (Zalewski kick)	6-76	2:56
2nd	12:47	ILL	Lankford 29 yd run (Zalewski kick)	7-52	3:01
	07:04	ILL	Wilson 23 yd pass from Scheelhaase (Zalewski kick)	10-76	4:48
	00:08	CIN	Morrison 1 yd pass from Legaux (Miliano kick)	14-69	3:25
3rd	11:02	CIN	Miliano 37 yd field goal	5-26	1:10
	02:48	ILL	Hull 22 yd pass from Scheelhaase (Zalewski kick)	12-99	5:07
	01:34	CIN	Abernathy 13 yd run (Miliano kick)	5-76	1:14
4th	09:57	ILL	Zalewski 19 yd field goal	14-74	6:37
	08:23	ILL	Barr 26 yd pass from Scheelhaase (Zalewski kick)	2-27	0:47
	02:11	ILL	Young 8 yd run (Zalewski kick)	7-68	4:13

TEAM STATISTICS

	PUR	UC
FIRST DOWNS	12	20
RUSHES-YARDS (NET)	22-65	47-221
PASSING YDS (NET)	161	204
Passes Att-Comp-Int	35-18-2	25-17-2
TOTAL OFF.-YARDS	57-226	72-425
Fumble Returns-Yards	0-0	0-0
Punt Returns-Yards	0-0	3--2
Kickoff Returns-Yards	4-76	1-22
Interception Returns-Yards	2-0	2-41
Punts (Number-Avg)	3-56.3	2-31.0
Fumbles-Lost	5-2	2-1
Penalties-Yards	7-40	2-10
Possession Time	26:12	33:48
Third-Down Conversions	4 of 12	9 of 15
Fourth-Down Conversions	1 of 3	3 of 4
Red-Zone Scores-Chances	1-2	4-5
Sacks By: Number-Yards	1-2	1-8

INDIVIDUAL STATISTICS

RUSHING: Purdue-Dawkins, Dalyn 4-26; Hunt, Akeem 7-21; Knauf, B.J. 3-17; Henry, Rob 6-4; TEAM 2-minus 3. Cincinnati-WILLIAMS, Hosey 15-70; LEGAUX, Munchie 6-55; ABERNATHY, RD 15-52; GREEN, Tion 6-29; MOORE, Rod 4-13; KAY, Brendon 1-2.

PASSING: Purdue-Henry, Rob 18-35-2-161. Cincinnati-LEGAUX, Munchie 13-20-2-145; KAY, Brendon 4-5-0-59.

RECEIVING: Purdue-Bush, Gary 4-14; Dawkins, Dalyn 3-44; Holmes, Gabe 3-30; Mikesky, Shane 2-20; Sinz, Justin 2-9; Yancey, DeAngelo 1-27; Posey, Cameron 1-6; Knauf, B.J. 1-6; Hunt, Akeem 1-5. Cincinnati-MORRISON, Max 3-58; MOORE, Chris 2-58; ANNEN, Blake 2-21; ABERNATHY, RD 2-17; GRAVES, Jeremy 1-15; ALONZO, Shakim 1-9; MCCLUNG, Anthony 1-9; WASHINGTON, Shaq 1-8; GOLDEN, Jared 1-7; WILLIAMS, Hosey 1-3; BURRELL, Chris 1-0; MOORE, Rod 1-minus 1.

TEAM STATISTICS

	UC	UI
FIRST DOWNS	24	27
RUSHES-YARDS (NET)	32-148	39-210
PASSING YDS (NET)	308	312
Passes Att-Comp-Int	42-23-1	37-26-0
TOTAL OFFENSE PLAYS-YARDS	74-456	76-522
Fumble Returns-Yards	0-0	0-0
Punt Returns-Yards	3-26	5-66
Kickoff Returns-Yards	4-91	1-10
Interception Returns-Yards	0-0	1-0
Punts (Number-Avg)	6-36.7	5-38.8
Fumbles-Lost	1-0	1-0
Penalties-Yards	7-48	5-24
Possession Time	23:32	36:28
Third-Down Conversions	3 of 13	9 of 15
Fourth-Down Conversions	0 of 2	0 of 0
Red-Zone Scores-Chances	3-4	2-2
Sacks By: Number-Yards	0-0	2-13

INDIVIDUAL STATISTICS

RUSHING: Cincinnati-LEGAUX, Munchie 11-52; ABERNATHY, RD 12-47; WILLIAMS, Hosey 5-43; KAY, Brendon 3-3; MORRISON, Max 1-3. Illinois-Young, Donovan 14-64; Ferguson, Josh 9-47; Lankford, Ryan 3-46; Scheelhaase, N 8-24; Barr, Martize 1-24; Bailey, Aaron 3-4; Church, Devin 1-1.

PASSING: Cincinnati-LEGAUX, Munchie 17-31-1-237; KAY, Brendon 6-11-0-71. Illinois-Scheelhaase, N 26-37-0-312.

RECEIVING: Cincinnati-MCCLUNG, Anthony 6-94; WASHINGTON, Shaq 5-83; MORRISON, Max 4-45; MOORE, Chris 3-45; MCKAY, Mekale 2-17; GRAVES, Jeremy 1-10; ABERNATHY, RD 1-8; ANNEN, Blake 1-6. Illinois-Barr, Martize 5-72; Davis, Jon 4-25; Hull, Steve 3-53; Osei, Miles 3-30; Harris, Spencer 3-16; Ferguson, Josh 2-55; Wilson, Evan 2-43; Hardee, Justin 1-13; Lankford, Ryan 1-10; Church, Devin 1-minus 1; LaCosse, Matt 1-minus 4.

2013 UNIVERSITY OF CINCINNATI FOOTBALL

GAME 3 • SEPT. 14, 2013 • NIPPERT STADIUM • CINCINNATI, OHIO • ATT.: 30,384

GAME 4 • SEPT. 21, 2013 • YAGER STADIUM • OXFORD, OHIO • ATT.: 21,269



Northwestern State

9

Cincinnati

66



Cincinnati

14

Miami (Ohio)

0

CAPTAINS: Brendon Kay, Jordan Stepp • **CINCINNATI FLAG:**

CAPTAINS: Blake Annen, Mitch Meador • **CINCINNATI FLAG:** Cory Keebler

CINCINNATI - Brendon Kay was sharp in his return as Cincinnati's starting quarterback, matching his career high with four touchdown passes in a 66-9 victory over Northwestern State.

The sixth-year senior lost the starting job to Munchie Legaux after a sore passing shoulder limited him during camp and the opening week of the season. The Bearcats (2-1) beat Purdue and lost at Illinois, where Legaux tore ligaments in his left knee.

The Bearcats didn't know whether Kay would be rusty in his return. He eased any concerns for coach Tommy Tuberville's staff by completing 11 consecutive passes following and incomplete throw in his first attempt of the game. The Marine City, Mich. native is the first UC player to accomplish that feat since Zach Collaros also completed 11 straight versus Connecticut in Nov. 2010.

Kay finished 12 of 14 for 277 yards with four touchdowns, matching his total from the 48-34 Belk Bowl win over Duke last season.

Cincinnati started slow on the offensive side of the ball by going three-and-out in their first series, but after that possession, the Bearcats scored a touchdown on their next five drives, which gave them a 35-9 lead at halftime.

UC's first score came after a pair of big plays from Ralph David Abernathy IV (26-yard rush) and Jared Golden (32-yard reception). Kay capped off a six play, 68-yard drive with a 15-yard fade pass to Chris Moore.

Junior transfer Hosey Williams gave the Bearcats a 14-0 lead as he pounded in a one-yard run for his first career touchdown. Williams' score was setup by a 49-yard reception by Blake Annen, which is the longest of his career.

Williams carried the ball 11 times for 117 yards and a pair of touchdowns, helping Cincinnati pile up 669 yards overall. The yardage total is the most for the Bearcats since putting up 661 versus Rutgers in Nov. 2010.

Early in the second quarter, Kay gave UC a 21-0 lead as he scrambled in the pocket and found sophomore transfer Mekale McKay for a 40-yard touchdown pass.

Redshirt freshman Bennie Coney took the reigns after Cincinnati took a 42-9 lead and went 3 of 3 for 60 yards with a 44-yard touchdown pass to Shakim Alonzo.

The Bearcats added a Tony Miliano 30-yard field goal and two more touchdowns to defeat Northwestern State, 66-9.

CINCINNATI - Behind a stifling defense that allowed just 87-total yards, the University of Cincinnati shutout Miami, 14-0, and claimed its eighth-straight win in the rivalry.

The Bearcats (3-1) put together a 16-play drive late in the fourth quarter to break the scoreless tie as Hosey Williams punched in a one-yard touchdown run with 4:55 remaining. Brendon Kay was instrumental on the drive as he ran through a tackle to convert a third-down play inside the red zone.

Defensive back Deven Drane got UC the ball back in the RedHawks (0-3) drive as he picked off an Austin Boucher pass, and he returned it 38 yards to setup another Cincinnati touchdown.

Kay put the game away as he scored on a quarterback keeper with 2:05 left.

Fourteen points is all the Bearcats needed as its defense held Miami to just 87-total yards of offense and forced two turnovers. UC's defense was nearly impenetrable as it recorded 11 plays for negative yards, including five sacks.

Kay completed 23 of 27 passes for 171 yards and ran for 30 more. Shaq Washington served as Kay's top target pulling in 11 catches for 68 yards. He becomes the first UC player to have double-digit catches in a single game since Oct. 22, 2010 when Armon Binns had 12 versus USF.

Ralph David Abernathy IV and Hosey Williams split time in the backfield to give UC 198 rushing yards. Abernathy utilized 24 carries to garner 90 yards, while Williams had 78 yards and a score on 20 carries.

With the Bearcats' 14-0 win over Miami, it has now won eight-straight games versus the RedHawks, which is the longest winning streak in the 118-game rivalry.

SCORE BY QUARTERS	1	2	3	4	F
Northwestern State	0	9	0	0	- 9
Cincinnati	14	21	10	21	- 66

SCORE BY QUARTERS	1	2	3	4	F
Cincinnati	0	0	0	14	- 14
Miami (Ohio)	0	0	0	0	- 0

SCORING SUMMARY					
QTR	TIME	TEAM	SCORING PLAY	DRIVE	TIME
1st	07:34	CIN	Moore 10 yd pass from Kay (Miliano kick)	6-68	2:52
	02:02	CIN	Williams 4 yd run (Miliano kick)	7-72	3:24
2nd	10:26	CIN	McKay 40 yd pass from Kay (Miliano kick)	8-82	3:07
	03:55	CIN	Green 3 yd run (Miliano kick)	8-75	2:56
	02:44	NWLA	Llorens 6 yd run (Monrose rush failed)	5-75	1:11
	01:34	CIN	McClung 15 yd pass from Kay (Miliano kick)	3-88	1:01
3rd	00:08	NWLA	Moore 47 yd field goal	8-45	1:26
	10:56	CIN	Morrison 41 yd pass from Kay (Miliano kick)	1-41	0:07
	03:02	CIN	Miliano 30 yd field goal	10-59	4:39
4th	14:11	CIN	Williams 1 yd run (Miliano kick)	2-78	0:49
	11:02	CIN	Alonzo 44 yd pass from CONEY, Bennie (Miliano kick)	3-24	1:13
	02:43	CIN	Rice 1 yd run (Miliano kick)	12-57	7:15

SCORING SUMMARY					
QTR	TIME	TEAM	SCORING PLAY	DRIVE	TIME
4th	04:55	CIN	Williams 1 yd run (Miliano kick)	16-79	7:41
	02:05	CIN	Kay 1 yd run (Miliano kick)	5-21	2:31

TEAM STATISTICS	NSU	UC	INDIVIDUAL STATISTICS
FIRST DOWNS	12	28	RUSHING: Northwestern State-Morris,Rumeall 12-84; Llorens,DeMard 8-22; Flores,Matthew 4-6; Atzenweiler, Garrett 2-3; Taylor,Daniel 1-2; Ryan,Shakeir 1-minus 4; Adkins,Zach 6-minus 13. Cincinnati-WILLIAMS, Hosey 11-117; ABERNATHY, RD 9-82; GREEN, Tion 11-66; KING, Anthony 6-34; RICE, Rob 4-18; KAY, Brendon 2-9; TEAM 2-minus 2; WASHINGTON, Shaq 1-minus 2.
RUSHES-YARDS (NET)	34-100	46-322	PASSING: Northwestern State-Adkins,Zach 14-20-1-79; Hazlewood,Daniel 0-3-0-0. Cincinnati-KAY, Brendon 12-14-0-277; CONEY, Bennie 5-5-0-60; COLOSIMO, Micha 2-2-0-10.
PASSING YDS (NET)	79	347	RECEIVING: Northwestern State-Morris,Rumeall 3-5; Hollier III,Louis 2-19; Eagan,Ed 2-17; McClain,Tuff 2-10; Mitchell,Bryant 2-10; Ryan,Shakeir 2-9; Toussant,Casey 1-9. Cincinnati-McCLUNG, Anthony 3-41; MOORE, Chris 3-19; JOHNSON, Travis 3-18; MORRISON, Max 2-87; ANNEN, Blake 1-49; ALONZO, Shakim 1-44; MCKAY, Mekale 1-40; GOLDEN, Jared 1-32; ABERNATHY, RD 1-9; WASHINGTON, Shaq 1-5; NUTTER, Kyle 1-3; COLE, Nate 1-0.
Passes Att-Comp-Int	23-14-1	21-19-0	
TOTAL OFFENSE-YARDS	57-179	67-669	
Fumble Returns-Yards	0-0	0-0	
Punt Returns-Yards	1-4	2-34	
Kickoff Returns-Yards	6-106	2-42	
Interception Returns-Yards	0-0	1-0	
Punts (Number-Avg)	10-36.8	2-43.0	
Fumbles-Lost	0-0	0-0	
Penalties-Yards	9-78	13-131	
Possession Time	28:11	31:49	
Third-Down Conversions	2 of 14	6 of 9	
Fourth-Down Conversions	0 of 0	0 of 0	
Red-Zone Scores-Chances	1-1	7-7	
Sacks By: Number-Yards	0-0	4-23	

TEAM STATISTICS	UC	MU	INDIVIDUAL STATISTICS
FIRST DOWNS	24	4	RUSHING: Cincinnati-ABERNATHY, RD 24-90; WILLIAMS, Hosey 20-78; KAY, Brendon 7-30; WASHINGTON, Shaq 1-0. Miami (Ohio)-SCOTT, Dawan 2-19; TREADWELL, S. 4-13; GEARING, Austin 5-4; MCINNIS, S. 1-3; TEAM 1-minus 2; WESTBROOK, J. 1-minus 2; BOUCHER, Austin 15-minus 28.
RUSHES-YARDS (NET)	52-198	29-7	PASSING: Cincinnati-KAY, Brendon 23-37-2-171. Miami (Ohio)-BOUCHER, Austin 7-16-2-80.
PASSING YDS (NET)	171	80	RECEIVING: Cincinnati-WASHINGTON, Shaq 11-68; MOORE, Chris 3-36; ANNEN, Blake 3-16; MORRISON, Max 2-18; ABERNATHY, RD 2-16; GOLDEN, Jared 1-11; DOWDY, DJ 1-6. Miami (Ohio)-SCOTT, Dawan 3-50; MARCK, Steve 2-18; LEE, Falon 1-6; WESTBROOK, J. 1-6.
Passes Att-Comp-Int	37-23-2	16-7-2	
TOTAL OFF. PLAYS-YARDS	89-369	45-87	
Fumble Returns-Yards	0-0	0-0	
Punt Returns-Yards	5-33	2-24	
Kickoff Returns-Yards	1-16	1-15	
Interception Returns-Yards	2-38	2-0	
Punts (Number-Avg)	6-39.8	8-52.4	
Fumbles-Lost	1-1	2-0	
Penalties-Yards	7-74	4-34	
Possession Time	37:04	22:56	
Third-Down Conversions	7 of 17	0 of 11	
Fourth-Down Conversions	0 of 0	0 of 3	
Red-Zone Scores-Chances	2-4	0-1	
Sacks By: Number-Yards	5-34	0-0	

2013 UNIVERSITY OF CINCINNATI FOOTBALL

GAME 5 • OCT. 6, 2013 • RAYMOND JAMES STADIUM • TAMPA, FLA. • ATT.: 31,077

GAME 6 • OCT. 11, 2013 • NIPPERT STADIUM • CINCINNATI, OHIO • ATT.: 32,220



Cincinnati

20

USF

26

CAPTAINS: Deven Drane; Sam Longo • **CINCINNATI FLAG:** Chris Moore

TAMPA, Fla. - The University of Cincinnati football team spotted USF 17 points off of turnovers and a late comeback fell short in a 26-20 loss to the Bulls in the American Athletic Conference opener for both teams at Raymond James Stadium.

The Bearcats (3-2, 0-1), playing for the first time since one of its players was killed in a car accident, spent a difficult bye week grieving, attending freshman OL Ben Flick's funeral and making hospital visits to see injured WR Mark Barr in addition to practicing. They were looking forward to playing a game to help things get back to normal.

The Bulls (1-4, 1-0) lost quarterback Steven Bench and running back Marcus Shaw, who entered the game averaging 131.2 yards per game rushing, to leg injuries in the first half.

Marvin Kloss kicked four field goals, including a 52-yarder. Bobby Eveld came off the bench to complete 10 of 16 passes for 122 yards, no TDs and no interceptions.

USF scored on defense for the second week, with DeDe Lattimore scooping up Chris Moore's fumble and returning it 10 yards for a touchdown that put the Bulls up 20-6 in the second quarter.

Kay rallied Cincinnati from a 26-6 deficit with a pair of fourth-quarter touchdown passes. But USF's defense stopped the Bearcats on downs at the Bulls' 10 with 6:45 remaining.

The Bearcats got off to an encouraging start defensively Saturday night, forcing a fumble on the second play from scrimmage. But the offense was unable to take advantage, settling for a 40-yard field goal attempt that 6-foot-5 Mike McFarland leaped to block and Nate Godwin ran back 75 yards to give USF a 7-0 lead.

Kay completed 24 of 36 passes for 240 yards and three touchdowns — 22 yards to Mekale McKay in the second quarter, 27 yards to Chris Moore early in the fourth, and 15 yards to McKay to trim USF's lead to 26-20 with 2:03 left.

SCORE BY QUARTERS

	1	2	3	4	F
Cincinnati	0	6	0	14	- 20
USF	10	13	3	0	- 26

SCORING SUMMARY

QTR	TIME	TEAM	SCORING PLAY	DRIVE	TIME
1st	12:57	USF	Godwin 75 yd blocked FG return (Kloss kick)		
	07:55	USF	Kloss 25 yd field goal	7-20	4:06
2nd	13:45	USF	Kloss 52 yd field goal	12-45	5:46
	10:04	CIN	McKay 22 yd pass from Kay (Miliano kick failed)	8-65	3:41
	07:42	USF	Lattimore 10 yd fumble recovery (Kloss kick)		
	00:00	USF	Kloss 24 yd field goal	12-74	3:21
3rd	08:32	USF	Kloss 40 yd field goal	11-55	5:34
4th	14:19	CIN	Moore 27 yd pass from Kay (Miliano kick)	11-80	6:13
	02:03	CIN	McKay 15 yd pass from Kay (Miliano kick)	10-70	2:16

TEAM STATISTICS

	UC	USF
FIRST DOWNS	21	12
RUSHES-YARDS (NET)	33-110	37-112
PASSING YDS (NET)	240	129
Passes Att-Comp-Int	36-24-2	18-11-0
TOTAL OFF. PLAYS-YARDS	69-350	55-241
Fumble Returns-Yards	0-0	1-10
Punt Returns-Yards	1-4	1-9
Kickoff Returns-Yards	0-0	1-15
Interception Returns-Yards	0-0	2-15
Punts (Number-Avg)	3-51.7	5-45.0
Fumbles-Lost	4-2	2-1
Penalties-Yards	5-39	5-45
Possession Time	29:26	30:34
Third-Down Conversions	7 of 14	5 of 15
Fourth-Down Conversions	0 of 1	0 of 0
Red-Zone Scores-Chances	1-2	2-2
Sacks By: Number-Yards	2-16	1-2

INDIVIDUAL STATISTICS

RUSHING: Cincinnati-ABERNATHY, RD 4-38; GREEN, Tion 8-30; KAY, Brendon 11-28; WILLIAMS, Hosey 7-16; TEAM 2-0; LUALLAN, Jordan 1-minus 2. USF-PIERRE, Michael 16-61; SHAW, Marcus 9-27; EVELD, Bobby 8-15; TICE, Darius 3-8; BENCH, Steven 1-1.

PASSING: Cincinnati-KAY, Brendon 24-36-2-240. USF-EVELD, Bobby 10-16-0-122; TEAM 0-1-0-0; BENCH, Steven 1-1-0-7.

RECEIVING: Cincinnati-MCCLUNG, Anthony 8-90; WASHINGTON, Shaq 5-48; MCKAY, Mekale 2-37; MOORE, Chris 2-17; ANNEN, Blake 2-12; MORRISON, Max 1-15; GREEN, Tion 1-7; WILLIAMS, Hosey 1-6; ABERNATHY, RD 1-5; GRAVES, Jeremy 1-3. USF-MCFARLAND, Mike 4-49; DAVIS, Andre 3-56; PRICE, Sean 3-14; HOPKINS, Derric 1-10.



Temple

20

Cincinnati

38

CAPTAINS: Adam Dempsey, Anthony McClung • **CINCINNATI FLAG:**

CINCINNATI - Looking to rebound on a short week, University of Cincinnati head football coach Tommy Tuberville was looking for a quick start. He got that, as the Bearcats scored on the opening drives of each half en route to a 38-20 victory over Temple at Nippert Stadium.

The Bearcats improved to 4-2 on the year and 1-1 in league play behind an impressive performance from quarterback Brendon Kay. The senior was 31-37 passing for 270 yards and a pair of touchdowns. He also rushed for 18 yards and a score.

Kay's favorite target was Shaq Washington, who he hit 11 times for 72 yards. Anthony McClung did the scoring on the receiving end, catching two touchdown passes as part of seven hauls for 78 yards. The rushing attack was led by Tion Green, who carried it 18 times for 91 yards and a pair of scores.

The Owls (0-6, 0-3 AAC) saw freshman quarterback P.J. Walker throw for 200 yards on 12-22 passing, good for two touchdowns and an interception. He also rushed for 48 yards. Zaire Williams and Kenneth Harper each had three catches for 51 and 40 yards, respectively. Jalen Fitzpatrick and Clinton Granger had the two receiving touchdowns.

Tuberville's desire for a fast start was fulfilled immediately. The defense forced a three-and-out to open the game before the offense took its turn with a 10-play, 79-yard drive that culminated in a 24-yard run by Green. It was the first time UC recorded an opening-drive score since the UConn game last year (Dec. 1).

The Bearcats extended the lead before the half on a two-yard run by Green. His second touchdown of the game capped an 11-play, 71-yard scoring drive that took 5:04 off the clock and left Temple with just one minute to score before intermission. The long drive would turn out to be beneficial, as with no timeouts left, Temple drove down to the UC 25-yard line before time expired in the half.

UC came out strong in the second half, as well. The first drive of the third quarter took 11 plays and went 58 yards before Kay hit McClung for a four-yard score. The PAT pushed the lead to 35-20.

For the game, UC out-gained the Owls, 475-377. The Bearcats eclipsed 200 yards in both rushing (205) and passing (270), while winning the time of possession battle, 37:00-23:00. The contest was far from clean, with a total of 19 penalties being called for 195 yards.

SCORE BY QUARTERS

	1	2	3	4	F
Temple	13	7	0	0	- 20
Cincinnati	7	21	10	0	- 38

SCORING SUMMARY

QTR	TIME	TEAM	SCORING PLAY	DRIVE	TIME
1st	09:56	CIN	Green 24 yd run (Miliano kick)	10-79	3:25
	04:21	TEMPLE	Fitzpatrick 35 yd pass from Walker (Visco kick)	4-80	1:43
	02:08	TEMPLE	Williams 1 yd run (Visco kick failed)	5-24	2:06
2nd	14:00	CIN	McClung 25 yd pass from Kay (Miliano kick)	9-80	3:03
	07:10	CIN	Kay 4 yd run (Miliano kick)	3-12	1:21
	05:10	TEMPLE	Granger 30 yd pass from Walker (Visco kick)	5-81	1:56
	01:00	CIN	Green 2 yd run (Miliano kick)	11-71	4:04
3rd	09:19	CIN	McClung 4 yd pass from Kay (Miliano kick)	11-58	5:35
	00:51	CIN	Miliano 44 yd field goal	9-27	3:44

TEAM STATISTICS

	TU	UC
FIRST DOWNS	17	27
RUSHES-YARDS (NET)	31-176	42-205
PASSING YDS (NET)	200	270
Passes Att-Comp-Int	25-12-1	37-31-0
TOTAL OFF. PLAYS-YARDS	56-376	79-475
Fumble Returns-Yards	0-0	0-0
Punt Returns-Yards	0-0	3-7
Kickoff Returns-Yards	3-55	4-101
Interception Returns-Yards	0-0	1-20
Punts (Number-Avg)	6-46.8	4-54.2
Fumbles-Lost	1-1	1-1
Penalties-Yards	8-90	11-105
Possession Time	23:00	37:00
Third-Down Conversions	4 of 11	11 of 17
Fourth-Down Conversions	1 of 1	1 of 1
Red-Zone Scores-Chances	1-2	3-3
Sacks By: Number-Yards	1-9	3-15

INDIVIDUAL STATISTICS

RUSHING: Temple-HARPER, Kenneth 10-72; WALKER, P.J. 9-47; WILLIAMS, Zaire 7-42; GILMORE, Jamie 3-19; ANDERSON, Robbie 2-minus 4. Cincinnati-GREEN, Tion 18-91; LUALLAN, Jordan 6-59; MOORE, Chris 1-20; KAY, Brendon 6-18; ABERNATHY, RD 10-18; TEAM 1-minus 1.

PASSING: Temple-WALKER, P.J. 12-22-1-200; REILLY, Connor 0-2-0-0. Cincinnati-KAY, Brendon 31-37-0-270.

RECEIVING: Temple-WILLIAMS, Zaire 3-51; HARPER, Kenneth 3-40; FITZPATRICK, Jalen 1-35; GRANGER, Clinton 1-30; ALDERMAN, Ryan 1-23; ANDERSON, Robbie 1-13; COVER, Chris 1-5; PARTHMORE, Chris 1-3. Cincinnati-WASHINGTON, Shaq 11-72; MCCLUNG, Anthony 7-86; MOORE, Chris 4-40; MORRISON, Max 3-37; ABERNATHY, RD 2-10; GRAVES, Jeremy 2-8; COLE, Nate 1-12; GREEN, Tion 1-5.

2013 UNIVERSITY OF CINCINNATI FOOTBALL

GAME 7 • OCT. 19, 2013 • NIPPERT STADIUM • CINCINNATI, OHIO • ATT.: 28,847

GAME 8 • OCT. 30, 2013 • LIBERTY BOWL MEMORIAL STADIUM • MEMPHIS, TENN. • ATT.: 22,571



UConn

16

Cincinnati

41

CAPTAINS: Marques Aiken; Sam Longo • **CINCINNATI FLAG:** Cory Keebler

CINCINNATI - Senior quarterback Brendon Kay threw for 300 yards and four touchdowns as the University of Cincinnati football team downed the University of Connecticut 41-16 at Nippert Stadium.

The win capped off a week of homecoming festivities for the Bearcats. Kay completed 17 of 24 throws on the day, going for a season-high 300 yards and four touchdowns.

On the ground, senior Jordan Luallen ran the ball 12 times, gaining 51 yards. Defensively, UC recorded three interceptions off UConn quarterback Tim Boyle. Senior Arryn Chenault led the charge with nine tackles, five of them unassisted.

The Bearcats (5-2, 2-1 AAC) topped the Huskies (0-6, 0-2 AAC) in yards in the air (388 to 321), yards on the ground (137 to 56) and total yards (525 to 377). Connecticut led the time of possession battle with 31:37 while Cincinnati had the ball for 28:23.

The Bearcats started off with a bang, as Kay hit sophomore Mekale McKay for a 56-yard gain that had UC in the red zone after just one play from scrimmage. Five plays later UC took the lead on an eight-yard pass from Kay to sophomore Chris Moore.

After the teams traded punts, UConn put a drive together that got to the Bearcats' two-yard line before a goal line stand held the Huskies to a 26-yard field goal. The drive went 48 yards on 13 plays and cut the Cincinnati lead to 7-3 with just over 40 seconds left in the opening quarter.

UC's next drive ended in a punt by junior John Lloyd that pinned UConn at its own one-yard line. The Huskies went three-and-out and punted it 31 yards, giving UC a starting point on the UConn 41-yard line. The Bearcats immediately took advantage, with Kay hitting senior Blake Annen for a 41-yard score. Annen caught the ball at the 11-yard line and barreled his way into the endzone to help UC push its lead to 14-3 with 10:30 to play in the half.

The defense then came up big, with senior Deven Drane intercepting Boyle and returning it 47-yards to the UConn two-yard line. Two plays later, Kay snuck across the goal line for the score, giving UC a 21-3 lead.

After forcing another UConn three-and-out, the Bearcats took over at their own 45-yard line and scored in just 27 seconds. Kay hit sophomore Max Morrison over the middle for a 32-yard score.

SCORE BY QUARTERS

	1	2	3	4	F
UConn	3	0	7	6	- 16
Cincinnati	7	20	7	7	- 41

SCORING SUMMARY

QTR	TIME	TEAM	SCORING PLAY	DRIVE	TIME
1st	12:20	CIN	C. Moore 8 yd pass from Kay (Miliano kick)	6-76	2:40
	00:42	UConn	Christen 26 yd field goal	13-48	5:36
2nd	10:30	CIN	Annen 41 yd pass from Kay (Miliano kick)	1-41	0:09
	01:31	CIN	Kay 1 yd run (Miliano kick)	2-2	0:54
	00:17	CIN	Morrison 32 yd pass from Kay (Team kick failed)	3-55	0:27
3rd	09:26	CIN	C. Moore 27 yd pass from Luallen (Miliano kick)	10-69	4:04
	07:04	UConn	DeLorenzo 12 yd run (Christen kick)	5-73	2:15
4th	10:04	CIN	McClung 28 yd pass from Kay (Miliano kick)	6-92	2:55
	06:19	UConn	Vann 40 yd fumble recovery (Boyle pass failed)		

TEAM STATISTICS

	UConn	UC
FIRST DOWNS	22	23
RUSHES-YARDS (NET)	32-56	36-137
PASSING YDS (NET)	321	388
Passes Att-Comp-Int	42-24-3	30-21-1
TOTAL OFF. PLAYS-YARDS	74-377	66-525
Fumble Returns-Yards	1-40	0-0
Punt Returns-Yards	1-19	3-1
Kickoff Returns-Yards	6-119	4-84
Interception Returns-Yards	1-20	3-142
Punts (Number-Avg)	5-38.0	3-46.0
Fumbles-Lost	0-0	2-2
Penalties-Yards	7-44	3-35
Possession Time	31:37	28:23
Third-Down Conversions	6 of 15	4 of 10
Fourth-Down Conversions	0 of 1	0 of 1
Red-Zone Scores-Chances	2-4	2-4
Sacks By: Number-Yards	0-0	8-49

INDIVIDUAL STATISTICS

RUSHING: UConn-DeLORENZO, Max 6-46; HYPPOLITE, Mar. 6-40; McCOMBS, Lyle 9-14; FOX, Deshon 1-6; TEAM 1-minus 3; BOYLE, Tim 9-minus 47. Cincinnati LUAllen, Jordan 12-51; GREEN, Tion 8-38; WILLIAMS, Hosey 6-38; ABERNATHY, RD 7-14; KAY, Brendon 2-2; CONEY, Bennie 1-minus 6.

PASSING: UConn-BOYLE, Tim 22-39-3-310; COCHRAN, Casey 2-3-0-11. Cincinnati-KAY, Brendon 17-24-0-300; LUAllen, Jordan 3-4-0-64; CONEY, Bennie 1-2-1-24.

RECEIVING: UConn-DAVIS, Jeremy 8-140; FOX, Deshon 5-61; PHILLIPS, Shak. 3-38; McQUILLAN, Scot 3-34; THOMAS, Noel 2-26; DeLORENZO, Max 1-9; PARKER, Spencer 1-8; BRADLEY, Dha. 1-5. Cincinnati-MORRISON, Max 4-54; WASHINGTON, Shaq 4-52; MOORE, Chris 3-65; ANNEN, Blake 3-56; McCLUNG, Anthony 3-44; MCKAY, Mekale 2-93; COLE, Nate 1-24; DOWDY, DJ 1-0.



Cincinnati

34

Memphis

24

CAPTAINS: Andre Cureton, Jordan Stepp • **CINCINNATI FLAG:** Nate Cole

MEMPHIS, Tenn. - Brendon Kay threw for 321 yards and a touchdown, Cincinnati held Memphis to 232 yards of offense, beating the Tigers 34-21.

Kay was 27 of 35 to help Cincinnati (6-2, 3-1 American Athletic Conference) win its third straight. Anthony McClung finished with 98 yards receiving and a touchdown, and Shaq Washington had 11 catches for 96 yards. Tion Green scored a pair of touchdowns, the final one from 3 yards with 1:26 remaining. Jordan Luallen and Ralph David Abernathy each had a touchdown on the ground.

Memphis' Patrick Lynch completed 17 of 33 passes for 140 yards and two touchdowns, but the Tigers (1-6, 0-4) struggled on offense at key times, primarily because of the receivers' inability to catch the ball. One pass that wasn't dropped was an interception of Lynch by Cincinnati's Deven Drane at the Memphis 25 with just under 9 minutes left.

The Bearcats would convert the turnover into a 24-yard scoring pass from Kay to McClung for a 27-14 lead with 7:23 remaining

That was as close as Memphis could get as the final Cincinnati drive covered 61 yards and took almost 4 minutes late in the game.

The teams traded early touchdowns with the Tigers benefiting from a short punt leading to a 7-yard scoring pass from Lynch to Tevin Jones.

Cincinnati answered on a 13-yard run by Luallen, a fullback who was running out of a wildcat formation. Part of the reason for Luallen being in that position was starting Kay was on the sidelines recovering from a blow to the midsection two plays earlier.

Cincinnati was able to take a 14-7 lead at halftime capitalizing on a Memphis fumble in Tiger territory. Memphis running back Marquis Warford gained two yards but fumbled. Cincinnati's Zach Edwards recovered at the Memphis 19.

On the next play, Abernathy scored on a run up the middle for the Cincinnati halftime lead.

Cincinnati allowed Memphis a mere 58 yards of offense in the first half, including 12 in the second quarter. Of those 12, only 1 was on the ground.

Meanwhile, the Bearcats managed 218 yards, 173 passing.

SCORE BY QUARTERS

	1	2	3	4	F
Cincinnati	0	14	7	13	- 34
Memphis	7	0	7	7	- 21

SCORING SUMMARY

QTR	TIME	TEAM	SCORING PLAY	DRIVE	TIME
1st	01:31	MEM	Jones 7 yd pass from Lynch (Elliott kick)	7-28	3:45
2nd	12:38	CIN	Luallen 13 yd run (Miliano kick)	9-75	3:53
	03:18	CIN	Abernathy 19 yd run (Miliano kick)	1-19	0:07
3rd	09:48	CIN	Green 2 yd run (Miliano kick)	11-69	3:48
	04:23	MEM	Hayes 7 yd pass from Lynch (Elliott kick)	12-70	5:19
4th	07:23	CIN	McClung 24 yd pass from Kay (Miliano kick failed)	3-25	1:19
	05:27	MEM	Hayes 31 yd run (Elliott kick)	9-75	1:56
	01:26	CIN	Green 3 yd run (Miliano kick)	9-61	3:54

TEAM STATISTICS

	UC	UM
FIRST DOWNS	25	15
RUSHES-YARDS (NET)	41-108	28-92
PASSING YDS (NET)	329	140
Passes Att-Comp-Int	37-29-1	33-17-1
TOTAL OFF. PLAYS-YARDS	78-437	61-232
Fumble Returns-Yards	0-0	0-0
Punt Returns-Yards	2-30	1-32
Kickoff Returns-Yards	1-33	3-69
Interception Returns-Yards	1-0	1-0
Punts (Number-Avg)	3-36.0	5-42.6
Fumbles-Lost	1-0	2-1
Penalties-Yards	8-75	7-60
Possession Time	33:38	26:22
Third-Down Conversions	11 of 17	2 of 12
Fourth-Down Conversions	0 of 1	4 of 5
Red-Zone Scores-Chances	4-7	2-2
Sacks By: Number-Yards	1-9	2-14

INDIVIDUAL STATISTICS

RUSHING: Cincinnati-ABERNATHY, RD 12-46; LUAllen, Jordan 9-41; GREEN, Tion 13-24; KAY, Brendon 5-0; TEAM 2-minus 3. Memphis-HAYES, Brandon 17-76; JONES, Tevin 1-8; WARFORD, Marqui 3-5; LYNCH, Paxton 4-2; STEIB, Jai 3-1.

PASSING: Cincinnati-KAY, Brendon 27-35-1-321; LUAllen, Jordan 2-2-0-8. Memphis-LYNCH, Paxton 17-33-1-140.

RECEIVING: Cincinnati-WASHINGTON, Shaq 11-96; McCLUNG, Anthony 9-98; ABERNATHY, RD 3-54; MOORE, Chris 3-43; MCKAY, Mekale 1-22; ANNEN, Blake 1-8; MORRISON, Max 1-8. Memphis-CRAIG, Joe 5-28; CROSS, Alan 3-31; JONES, Tevin 3-27; MALONE, Keiwone 2-15; HAYES, Brandon 2-13; MILLESON, Jesse 1-14; HURD, Daniel 1-12.

2013 UNIVERSITY OF CINCINNATI FOOTBALL

GAME 9 • NOV. 9, 2013 • NIPPERT STADIUM • CINCINNATI, OHIO • ATT.: 28,069

GAME 10 • NOV. 16, 2013 • HIGH POINT SOLUTIONS STADIUM • PISCATAWAY, N.J. • ATT.: 40,870



SMU

Cincinnati

16

41



Cincinnati

Rutgers

52

17

CAPTAINS: Mark Barr, Greg Blair • **CINCINNATI FLAG:** Adam Dempsey

CAPTAINS: Arryn Chenault, Anthony McClung

CINCINNATI - The University of Cincinnati football team held off a fourth-quarter rally by SMU on Nov. 9, at Nippert Stadium, taking a 28-25 victory over the Mustangs to win its fourth straight game.

Cincinnati (7-2, 4-1 American) used a surgical passing attack to accumulate 299 yards in the air, contributing to 462 yards of total offense. Quarterback Brendon Kay was 27-32, throwing for two touchdowns.

Six different Bearcats caught passes, with Anthony McClung leading the way with eight for 97 yards. Shaq Washington also had eight for 51 yards, while Chris Moore had five grabs for 37 yards and a score. Mekale McKay had the other receiving score for UC. The ground game had several different contributors, as Hosey Williams was the leading rusher with 90 yards, while Tion Green and Jordan Luallen each had rushing touchdowns.

SMU (3-5, 2-2 American) saw a two-game winning streak snapped. Mustang quarterback Garrett Gilbert was just as efficient as Kay, going 38-47 for 403 yards and two touchdowns.

UC Head Coach Tommy Tuberville's rush defense was stout, holding SMU to just 48 yards. Both Adrian Witty and Greg Blair recorded double-digit tackles with 11 and 10, respectively. The Bearcats also sacked Gilbert twice on the day.

Cincinnati came back from an early 10-point hole, finally getting on the board with 10:45 to play in the second quarter when Kay hit Moore for a 17-yard score. The Bearcats took their first lead after and SMU 3-and-out, when Kay hit McKay for a 62-yard touchdown.

Cincinnati came out and extended the lead on the first drive of the third quarter, extending its lead to 21-10 with just over 11 minutes left in the quarter. Tuberville then wanted to keep the momentum and called an onside kick, which the Bearcats recovered to start their next drive on the SMU 43. Unfortunately, Kay was then intercepted by Kenneth Acker, negating the onside recovery. UC's defense held and forced SMU to punt, leading to the Bearcats' longest drive of the season.

Kay and Luallen took turns under center and directed a 17-play, 96-yard drive over 8:12 that pushed the UC lead to 28-10 with a minute and change left in the third quarter. Williams started the drive with four straight rushes that pushed UC out to its own 24. Luallen then came in and rushed on a keeper for six yards before Kay returned to direct the Bearcats into the red zone. Luallen returned and helped the Bearcats get within seven yards of the endzone before Green took a handoff from Kay and went seven yards up the middle for the score.

SMU would not go away, and used a pair of scoring drives and a UC turnover to cut the deficit to 28-25 with 3:27 to play.

With the clock on the side of the Bearcats, SMU Head Coach June Jones called for an onside kick. McClung recovered the kick and then took a hit from SMU's Jordan Miller that was flagged for a personal foul, giving UC the ball on the Mustang 30. The Bearcats were able to run out the clock to preserve the 28-25 victory.

PISCATAWAY, N.J. - Brendon Kay threw for a career-best 405 yards and four touchdowns, Mekale McKay caught three TDs and Cincinnati rolled to its fifth straight win with a 52-17 thrashing of Rutgers.

The Bearcats (8-2, 5-1 American Athletic Conference) gained 619 yards in total offense, including 422 in the first half when they jumped to a 38-7 lead behind Kay and couple of trick plays.

Kay hit McKay on touchdowns plays of 24 and 66 yards in the first quarter. He added a 41-yarder to Shaq Washington in the second and a 15-yarder to Chris Moore in the third quarter. McKay got his career-best final touchdown in the fourth quarter on a 34-yard pass from Jordan Luallen, who also had a 9-yard TD run.

Washington also threw a 28-yarder to Moore on an end around. It capped a two-play drive that started with the recovery of an onside kick with Cincinnati ahead 17-7.

Gary Nova threw a touchdown pass to Brandon Coleman for Rutgers (5-4, 2-3), which lost for the third time in four games.

Kay, the nation's leader in completion percentage (74.1), hit 24 of 38 passes in surpassing his previous yardage best of 332 set against Duke in the Belk Bowl in December. His four TD passes tied his career best.

This game was decided early. Tony Miliano kicked a 30-yard field goal after the Bearcats went 69 yards with the opening kickoff. Rutgers gave the ball right back on their first play when Leviticus Payne intercepted Nova (18 of 38 for 170 and two interceptions) at the Scarlet Knights 36. Washington took a handoff from Kay and then threw the ball back to him for a 12-yard gain. The 24-yard TD pass to a wide-open McKay pushed the lead to 10-0 on the next play. The Bearcats quickly pushed the lead back to 10 on the 66-yard catch and run by McKay. The onside kick followed and Washington stretched the lead to 24-7 with his pass to Moore 87 seconds later.

Even when things didn't go Cincinnati's way, they did.

Faced with a fourth-and-8 at its own 33 early in the second quarter, Rutgers was going to block a punt by John Lloyd. Instead, he pulled the ball down and ran 14 yards for a first down. It set up Luallen's TD run for a 31-7 lead. Kay added the TD pass to Washington before the half.

SCORE BY QUARTERS

	1	2	3	4	F
SMU	7	3	0	15	- 25
Cincinnati	0	14	14	0	- 28

SCORING SUMMARY

QTR	TIME	TEAM	SCORING PLAY	DRIVE	TIME
1st	09:04	SMU	Gilbert 3 yd run (Hover kick)	13-75	5:56
2nd	13:37	SMU	Hover 24 yd field goal	7-59	2:12
	10:45	CIN	C. Moore 17 yd pass from Kay (Miliano kick)	7-75	2:52
	09:01	CIN	McKay 62 yd pass from Kay (Miliano kick)	1-62	0:10
3rd	11:02	CIN	Luallen 2 yd run (Miliano kick)	11-75	3:58
	01:03	CIN	Green 7 yd run (Miliano kick)	17-96	8:12
4th	14:48	SMU	Joseph 5 yd pass from Gilbert (Hover kick)	6-92	1:10
	03:27	SMU	Joseph 4 yd pass from Gilbert (Gilbert rush)	15-90	5:02

SCORE BY QUARTERS

	1	2	3	4	F
Cincinnati	24	14	7	7	- 52
Rutgers	7	0	0	10	- 17

SCORING SUMMARY

QTR	TIME	TEAM	SCORING PLAY	DRIVE	TIME
1st	11:15	CIN	Miliano 30 yd field goal	10-69	3:45
	10:29	CIN	McKay 24 yd pass from Kay (Miliano kick)	2-36	0:33
	03:22	RU	Coleman 16 yd pass from Nova (Federico kick)	7-50	3:20
	01:57	CIN	McKay 66 yd pass from Kay (Miliano kick)	3-68	1:18
	00:30	CIN	C. Moore 28 yd pass from Washington (Miliano kick)	4-53	1:25
2nd	10:36	CIN	Luallen 9 yd run (Miliano kick)	10-69	4:11
	04:16	CIN	Washington 41 yd pass from Kay (Miliano kick)	3-65	0:38
3rd	05:51	CIN	C. Moore 14 yd pass from Kay (Miliano kick)	7-78	2:40
4th	13:14	CIN	McKay 34 yd pass from Luallen (Miliano kick)	5-49	2:31
	04:53	RU	Huggins 1 yd run (Federico kick)	9-55	4:18
	00:16	RU	Federico 36 yd field goal	11-61	1:56

TEAM STATISTICS

	SMU	UC
FIRST DOWNS	24	29
RUSHES-YARDS (NET)	20-48	45-163
PASSING YDS (NET)	403	299
Passes Att-Comp-Int	47-38-0	32-27-2
TOTAL OFF. PLAYS-YARDS	67-451	77-462
Fumble Returns-Yards	0-0	0-0
Punt Returns-Yards	1-0	0-0
Kickoff Returns-Yards	3-48	1-30
Interception Returns-Yards	2-12	0-0
Punts (Number-Avg)	3-35.0	1-34.0
Fumbles-Lost	1-0	1-1
Penalties-Yards	8-78	6-59
Possession Time	27:12	32:48
Third-Down Conversions	5 of 12	10 of 16
Fourth-Down Conversions	1 of 1	1 of 2
Red-Zone Scores-Chances	4-5	3-4
Sacks By: Number-Yards	2-17	2-12

INDIVIDUAL STATISTICS

RUSHING: SMU-LINE,Prescott 9-25; GILBERT,G 7-14; NLEMCHI,K.C. 3-6; LAGASSE,C 1-3. Cincinnati-WILLIAMS, Hosey 14-90; GREEN, Tion 6-47; LUAllen, Jordan 8-29; ABERNATHY, RD 7-9; TEAM 4-minus 4; KAY, Brendon 6-minus 8.

PASSING: SMU-GILBERT,G 38-47-0-403. Cincinnati-KAY, Brendon 27-32-2-299.

RECEIVING: SMU-JOSEPH,Darius 12-103; JOHNSON,Jeremy 11-102; HOLMAN,K 7-142; LAGASSE,C 2-14; THOMPSON,D. 2-13; NLEMCHI,K.C. 2-13; NELSON,Stephen 1-10; SANDERS,Deion 1-6. Cincinnati-McCLUNG, Anthony 8-97; WASHINGTON, Shaq 8-51; MOORE, Chris 5-37; MORRISON, Max 3-42; MCKAY, Mekale 2-69; ABERNATHY, RD 1-3.

TEAM STATISTICS

	UC	RU
FIRST DOWNS	26	21
RUSHES-YARDS (NET)	28-112	33-108
PASSING YDS (NET)	507	249
Passes Att-Comp-Int	43-28-1	51-27-2
TOTAL OFF. PLAYS-YARDS	71-619	84-357
Fumble Returns-Yards	0-0	0-0
Punt Returns-Yards	4-29	1-1
Kickoff Returns-Yards	4-56	8-169
Interception Returns-Yards	2-8	1-37
Punts (Number-Avg)	4-50.0	9-41.9
Fumbles-Lost	3-1	0-0
Penalties-Yards	7-70	8-70
Possession Time	28:08	31:52
Third-Down Conversions	5 of 12	8 of 20
Fourth-Down Conversions	1 of 1	1 of 2
Red-Zone Scores-Chances	3-3	3-4
Sacks By: Number-Yards	3-16	0-0

INDIVIDUAL STATISTICS

RUSHING: Cincinnati-WILLIAMS, Hosey 6-39; GREEN, Tion 5-26; LUAllen, Jordan 4-18; LLOYD, John 1-14; ABERNATHY, RD 6-13; KAY, Brendon 1-7; MCKAY, Mekale 1-1; TEAM 3-minus 3; CONEY, Bennie 1-minus 3. Rutgers-JAMES,Paul 19-78; HUGGINS,Savon 8-37; GOODWIN,Justin 2-5; NOVA,Gary 4-minus 12.

PASSING: Cincinnati-KAY, Brendon 24-38-0-405; LUAllen, Jordan 2-3-1-62; WASHINGTON, Shaq 2-2-0-40. Rutgers-NOVA,Gary 18-38-2-170; DODD,Chas 9-12-0-79.

RECEIVING: Cincinnati-McCLUNG, Anthony 7-115; WASHINGTON, Shaq 6-123; MOORE, Chris 4-75; MCKAY, Mekale 3-124; ABERNATHY, RD 2-minus 4; ALONZO, Shakim 1-28; MORRISON, Max 1-15; KAY, Brendon 1-12; GRAVES, Jeremy 1-11; ANNEN, Blake 1-5; COLE, Nate 1-3. Rutgers-COLEMAN,Brandon 6-77; PRATT,Quon 5-55; BURTON,Michael 4-21; ARCDIACONO,N. 3-23; CARROO,Leonte 3-14; KROFT,Tyler 2-16; PATTON,Andre 1-27; AGUDOSI,Carlton 1-8; HUGGINS,Savon 1-5; FEDERICO,Kyle 1-3.

2013 UNIVERSITY OF CINCINNATI FOOTBALL

GAME 11 • NOV. 23, 2013 • BBVA COMPASS STADIUM • HOUSTON, TEXAS • ATT.: 20,197

GAME 12 • DEC. 5, 2013 • NIPPERT STADIUM • CINCINNATI, OHIO • ATT.: 35,097



Cincinnati

24

Houston

17



No. 16 Louisville

31

No. 23 Cincinnati

24

CAPTAINS: Munchie Legaux, Jordan Stepp

CAPTAINS: Anthony McClung, Jordan Stepp

CINCINNATI - Brendon Kay threw for 386 yards and two touchdowns and ran for another as Cincinnati extended its winning streak to six games by holding off Houston for a 24-17 win Saturday.

Kay finished 29 of 50 and added 38 yards on the ground. Shaq Washington caught 10 passes for 132 yards, Anthony McClung had 9 catches for 137 yards and Chris Moore added 4 receptions for 72 yards and two TDs. Hosey Williams rushed 13 times for 84 yards for Cincinnati (9-2, 6-1 American), who finished with 573 yards of offense.

John O'Korn struggled in the wet, dreary conditions finishing 13 of 30 for 171 yards and a touchdown. O'Korn was replaced by Greg Ward, Jr., in the third quarter, and Ward finished 5 of 9 for 74 yards for the Cougars (7-4, 4-3), who dropped their third straight. Ward also caught three passes for 42 yards.

Deontay Greenberry had six receptions for 64 yards and a score and Daniel Spencer added five receptions for 66 yards for the Cougars, who managed 278 yards of offense.

After Tony Miliano missed two fourth quarter field goals, including a 24-yarder with 1:23 remaining, Houston worked its way down the field to the Bearcats' 37, but O'Korn tried to scramble on the final play, gaining only 6 yards and time ran out on the Cougars.

After a second fumble by O'Korn that was recovered by Marques Aiken at the Houston 13, Kay upped the lead to 24-7 with a 14-yard touchdown run on third and 11 midway through the third quarter.

Houston cut the lead to 10 on a 15-yard fumble return for a touchdown by Trevon Stewart with 5:22 left in the third. Kay was hit by Eric Braswell, forcing the fumble, and Stewart picked it up and ran it in.

Kyle Bullard sliced the lead to 24-17 with a 27-yard field goal with 23 seconds left in the third.

Cincinnati opened up a 7-0 lead 28 seconds into the second quarter with a 40-yard touchdown pass from Kay to Moore on third and 16.

Miliano extended the lead to 10-0 on a 25-yard field goal with 8:13 remaining in the second.

After Kay was intercepted by Steven Taylor setting up Houston at the Bearcats' 10, O'Korn found Greenberry two plays later for a 12-yard touchdown pass with 5:56 remaining in the first half to cut the lead to 10-7.

Cincinnati responded with a 3-yard touchdown pass from Kay to Moore with 1:29 left in the half to up the lead to 10. The score was set up by a 43-yard reception from Kay to Shaq Washington.

The game was marred by missed chances early. Houston's first drive ended abruptly on an O'Korn fumble at the Cincinnati 16, recovered by Greg Blair. However, the Bearcats couldn't capitalize on the turnover as Miliano missed a 41-yard field goal. Cincinnati was stopped at the Houston 1 on its next drive as on fourth and goal from the 2, Williams was held up by Houston's Tomme Marc and Taylor.

CINCINNATI - The Keg of Nails rivalry game lived up to the hype, but the back-and-forth affair resulted in a heartbreaking, overtime loss for the University of Cincinnati football team. The Bearcats dropped a 31-24 decision to Louisville to cap the regular season at historic Nippert Stadium.

Brendon Kay became the fourth QB in school history to pass for 3,000 yards in a season, while also rushing for two touchdowns in the effort. He finished the day 22-for-40 passing for 304 yards, but threw two interceptions. He also added 23 yards on the ground.

Kay, hobbled by a bad ankle, hit Anthony McClung and Chris Moore seven times each for 97 and 92 yards, respectively. The Bearcats struggled on the ground, with Tion Green carrying nine times for 38 yards and Hosey Williams running eight times for 34 yards.

Louisville (11-1, 7-1 American) QB Teddy Bridgewater completed 23-of-37 passing attempts for 255 yards, three touchdowns and one interception. In the fourth quarter and overtime, Bridgewater was 9-for-12 passing for two touchdowns. His favorite target was Devante Parker, who caught nine passes for 104 yards and two scores. Damian Copeland had the other receiving touchdown.

Bridgewater eluded three tacklers for a 14-yard run on fourth-and-12 to keep one touchdown drive going, and finished it by scrambling away from defenders and throwing an off-balance pass for a 22-yard score.

The Cardinals picked up 177 yards on the ground behind Seniorise Perry and Dominique Brown. Perry carried it 16 times for 81 yards, while Brown handled it 19 times for 79 yards and scored the game-winning touchdown in overtime.

Down three with 2:18 to go in regulation, Kay and the Bearcats took over at their own 24 with 76 yards to go. UC drove to the UoFl 10-yard line on passes to Moore, McClung and Moore again, setting up Tony Miliano with a 27-yard field goal to tie the game at 24 with seven seconds remaining. Time expired on the ensuing kick off, sending the rivalry to overtime for the second-straight year.

UC won the OT coin toss and elected to play defense first. After drawing pass interference in the endzone to set up first and goal at the two-yard line, Brown carried it over to put UoFl up, 31-24.

The Bearcats got the ball and wound up with a fourth-and-14 at the 29, and Kay's pass went off the hands of McClung at the 6, ending Cincinnati's first overtime game at Nippert Stadium since 2003.

Both defenses ranked in the Top 10 nationally for fewest points and yards allowed. They dug in a cold rain that made it tougher to throw and catch the ball, until the two quarterbacks lit it up in the fourth quarter.

SCORE BY QUARTERS

	1	2	3	4	F
Cincinnati	0	17	7	0	- 24
Houston	0	7	10	0	- 17

SCORE BY QUARTERS

	1	2	3	4	OT	F
Louisville	7	3	0	14	7	- 31
Cincinnati	0	7	7	10	0	- 24

SCORING SUMMARY

QTR	TIME	TEAM	SCORING PLAY	DRIVE	TIME
2nd	14:32	CIN	C. Moore 40 yd pass from Kay (Miliano kick)	7-47	3:06
	08:13	CIN	Miliano 25 yd field goal	10-65	4:01
	05:56	HOU	Greenberry 12 yd pass from O'Korn (Bullard kick)	2-10	0:37
	01:29	CIN	C. Moore 3 yd pass from Kay (Miliano kick)	7-85	2:05
3rd	07:35	CIN	Kay 14 yd run (Miliano kick)	3-13	0:45
	05:22	HOU	Stewart 15 yd fumble recovery (Bullard kick)		
	00:23	HOU	Bullard 27 yd field goal	9-64	3:44

SCORING SUMMARY

QTR	TIME	TEAM	SCORING PLAY	DRIVE	TIME
1st	12:04	LOU	Parker 36 yd pass from Bridgewater (Wallace kick)	4-60	1:47
2nd	05:35	LOU	Wallace 31 yd field goal	11-41	5:46
	01:15	CIN	Kay 1 yd run (Miliano kick)	11-70	4:13
3rd	07:58	CIN	Kay 2 yd run (Miliano kick)	10-87	3:55
4th	08:08	LOU	Copeland 22 yd pass from Bridgewater (Wallace kick)	13-86	4:27
	07:17	CIN	Abernathy 15 yd run (Miliano kick)	2-72	0:45
	02:26	LOU	Parker 4 yd pass from Bridgewater (Wallace kick)	11-60	4:44
	00:07	CIN	Miliano 26 yd field goal	10-67	2:11
OT	15:00	LOU	D. Brown 2 yd run (Wallace kick)	5-25	0:00

TEAM STATISTICS

	UC	UH
FIRST DOWNS	26	13
RUSHES-YARDS (NET)	40-172	31-33
PASSING YDS (NET)	401	245
Passes Att-Comp-Int	51-30-2	41-18-0
TOTAL OFF. PLAYS-YARDS	91-573	72-278
Fumble Returns-Yards	1-7	1-15
Punt Returns-Yards	1-2	0-0
Kickoff Returns-Yards	1-13	4-67
Interception Returns-Yards	0-0	2-4
Punts (Number-Avg)	5-38.2	10-44.7
Fumbles-Lost	1-1	3-2
Penalties-Yards	6-53	3-30
Possession Time	36:32	23:28
Third-Down Conversions	7 of 19	4 of 17
Fourth-Down Conversions	1 of 2	1 of 2
Red-Zone Scores-Chances	3-5	2-3
Sacks By: Number-Yards	3-21	2-23

INDIVIDUAL STATISTICS

RUSHING: Cincinnati-WILLIAMS, Hosey 13-84; KAY, Brendon 9-38; ABERNATHY, RD 7-24; GREEN, Tion 6-20; LUALLAN, Jordan 4-7; TEAM 1-minus 1. Houston-FARROW, Kenneth 9-36; O'KORN, John 7-11; JACKSON, Ryan 7-4; WARD Jr., Greg 7-minus 2; Team 1-minus 16.

PASSING: Cincinnati-KAY, Brendon 29-50-2-406; LUALLAN, Jordan 1-1-0-minus 5. Houston-O'KORN, John 13-30-0-171; WARD Jr., Greg 5-9-0-74; Team 0-2-0-0.

RECEIVING: Cincinnati-WASHINGTON, Shaq 10-132; MCCLUNG, Anthony 9-137; MOORE, Chris 4-72; MORRISON, Max 3-39; ABERNATHY, RD 2-11; WILLIAMS, Hosey 1-7; MCKAY, Mekale 1-3. Houston-GREENBERRY, D. 6-64; SPENCER, Daniel 5-66; WARD Jr., Greg 3-42; MAXWELL, Xavier 1-36; AYERS, Demarcus 1-23; AMBLES, M. 1-8; FARROW, Kenneth 1-6.

TEAM STATISTICS

	UoFl	UC
FIRST DOWNS	28	22
RUSHES-YARDS (NET)	41-177	39-124
PASSING YDS (NET)	255	304
Passes Att-Comp-Int	37-23-1	41-22-2
TOTAL OFF. PLAYS-YARDS	78-432	80-428
Fumble Returns-Yards	0-0	0-0
Punt Returns-Yards	1-27	1-0
Kickoff Returns-Yards	5-105	5-114
Interception Returns-Yards	2-5	1-0
Punts (Number-Avg)	5-39.4	4-39.0
Fumbles-Lost	0-0	1-0
Penalties-Yards	7-60	2-18
Possession Time	32:02	27:58
Third-Down Conversions	5 of 12	8 of 17
Fourth-Down Conversions	1 of 1	1 of 2
Red-Zone Scores-Chances	3-3	4-4
Sacks By: Number-Yards	1-5	3-15

INDIVIDUAL STATISTICS

RUSHING: Louisville-PERRY, Seniorise 16-81; BROWN, D. 19-79; BRIDGEWATER, T. 6-17. Cincinnati-GREEN, Tion 9-38; WILLIAMS, Hosey 8-34; KAY, Brendon 11-23; ABERNATHY, RD 6-18; LUALLAN, Jordan 3-17; TEAM 1-minus 2; MOORE, Chris 1-minus 4.

PASSING: Louisville-BRIDGEWATER, T. 23-37-1-255. Cincinnati-KAY, Brendon 22-40-2-304; LUALLAN, Jordan 0-1-0-0.

RECEIVING: Louisville-PARKER, DeVante 9-104; ROGERS, Eli 4-32; COPELAND, D. 3-35; HUBBELL, Ryan 2-26; CHRISTIAN, G. 2-24; CLARK, Robert 1-14; PERRY, Seniorise 1-13; BROWN, D. 1-7. Cincinnati-MCCLUNG, Anthony 7-97; MOORE, Chris 7-92; ABERNATHY, RD 4-25; MCKAY, Mekale 1-57; MORRISON, Max 1-18; WASHINGTON, Shaq 1-11; ANNEN, Blake 1-4.

2013 UNIVERSITY OF CINCINNATI FOOTBALL

SINGLE-GAME RECORDS

SINGLE-GAME TEAM OFFENSE

Most Points	124 vs. Transylvania (1912)
Most Touchdowns	14 vs. Transylvania (1912)
Most Rushing Attempts	83 vs. Louisiana-Monroe (1977)
Most Rushing Yards	464 vs. Case-Western Reserve (1953) 464 vs. Virginia Military Institute (1953)
Most Rushing Touchdowns	14 vs. Transylvania (1912)
Most Passing Attempts	61 vs. USF (2010)
Most Passes Completed	36 vs. Ohio (1968)
Most Passing Yards	584 vs. Ohio (1968)
Most Interceptions Thrown	6 vs. Xavier (1972)
Most Touchdown Passes	6 vs. Illinois (2009)
Most Offensive Plays	99 vs. Miami (OH) (1996)
Most Yards Total Offense	711 vs. Connecticut (2009)
Most First Downs	36 vs. Ohio (1968)
Most Fumbles	15 vs. Louisville (1970)
Most Fumbles Lost	7 vs. Virginia Military Institute (1951)
Most Turnovers	9 vs. Xavier (1955) 9 vs. Hardin-Simmons (1955) 9 vs. Virginia Military Institute (1951)
Most Penalties	18 vs. Kansas State (1951)
Most Penalty Yards	176 vs. Louisville (1968)
Most Punts	13 vs. Pittsburgh (1981) 13 vs. Mississippi State (1948)
Most Punting Yards	510 vs. Louisville (1996)
Most Punt Return Yards	177 vs. Ohio (1949)
Most Kickoff Return Yards	295 vs. Memphis (1971)
Fewest Rushing Attempts	15 vs. Illinois (2009)
Fewest Rushing Yards	-23 vs. Rutgers (2005)
Fewest Passes Completed	0 vs. Dayton (1970)
Fewest Passing Yards	0 vs. Dayton (1970)
Fewest Yards Total Offense	46 vs. North Texas State (1959)
Fewest First Downs	3 vs. West Virginia (1989)
Fewest Penalties	1 vs. Rutgers (1994) 1 vs. Louisville (1966) 1 vs. Memphis (1966) 1 vs. Army (1963) 1 vs. Hawai'i (1954)
Fewest Yards Penalized	4 vs. Memphis (1966)
Fewest Punts	0 vs. Miami (OH) (2008) 0 vs. Memphis (1998) 0 vs. Miami (OH) (1954)

SINGLE-GAME TEAM DEFENSE

Fewest Rushing Attempts Allowed	17 vs. Dayton (1961)
Fewest Rushing Yards Allowed	-46 vs. Kansas (1997)
Fewest Passing Attempts	1 vs. Boston College (1964)
Fewest Pass Completions Allowed	0 vs. Louisville (1974) 0 vs. Ohio (1973) 0 vs. Boston College (1964) 0 vs. Indiana (1963) 0 vs. Ohio (1949) -1 vs. Xavier (1971)
Fewest Passing Yards Allowed	-1 vs. Xavier (1971)
Fewest Yards Total Offense Allowed	18 vs. Louisiana-Lafayette (1973)
Most Points Allowed	81 vs. Penn State (1991)
Most Rushing Attempts Allowed	86 vs. West Virginia (1969)
Most Rushing Yards Allowed	539 vs. Northern Illinois (1989)
Most Passing Attempts Allowed	67 vs. Louisville (1997)
Most Pass Completions Allowed	37 vs. East Carolina (1997)
Most Passing Yards Allowed	482 vs. Florida (2010)
Most Yards Total Defense Allowed	742 vs. Louisville (1998)
Most Passes Intercepted	7 vs. Kansas State (1951)
Most Interception Return Yards	162 vs. Dayton (1956)
Most Turnovers Forced	8 vs. Rice (1974)

SINGLE-GAME INDIVIDUAL OFFENSE

Rushing Attempts	45 by Steve Cowan vs. Ohio (1970)
Rushing Yards	306 by Bob Hynes vs. Case Western Reserve (1923)
Yards Per Rush	17.0 by Richard Hall vs. Miami (OH) (14 carries, 238 yards) (2004)
Rushing Touchdowns	6 by Ike Stewart vs. Transylvania (1912) 6 by Bob Heuck vs. Transylvania (1912)
Passing Attempts	59 by Deontey Kenner vs. Southern Miss (1999)
Passing Completions	35 by Deontey Kenner vs. Southern Miss (1999) 35 by Greg Cook vs. Ohio (1968)
Passing Yards	554 by Greg Cook vs. Ohio (1968)
Passing Touchdowns	6 by Tony Pike vs. Illinois (2009)
Interceptions Thrown	6 by Mike Shoemaker vs. Xavier (1972)
Receptions	13 by Tom Rossley vs. Wichita State (1968) 13 by Jon Olinger vs. Miami (OH) (2002)
Receiving Yards	254 by Tom Rossley vs. Louisville (1968)
Yards Per Reception	23.6 by Jim O'Brien vs. Ohio (9 receptions, 212 yards) (1968)
Receiving Touchdowns	3 by six players, last by Armon Binns at Louisville (2010)
All-Purpose Yards (Rsh., Rec. and Ret.)	381 by Mardy Gilyard at Pittsburgh (2009)
Total Yards	555 by Zach Collaros vs. Connecticut (2009)
Total Points	51 by Ike Stewart vs. Transylvania (1912)
Touchdowns	8 by Ike Stewart vs. Transylvania (1912)
Extra Points Made	12 by Alonzo Weiss vs. Transylvania (1912)
Field Goals Made	4 by nine players, last by Tony Miliano at Pittsburgh (2011)
Punts	13 by Phil Peckich at Pittsburgh (1981)
Punting Yards	510 by Steve Smith at Louisville (1996)
Punting Average	59.7 by Kevin Huber vs. Marshall (3 punts) (2007)
Kickoff Returns	8 by Mardy Gilyard at Pittsburgh (2009) 8 by LaDaris Vann vs. East Carolina (1999)
Kickoff Return Yards	256 by Mardy Gilyard at Pittsburgh (2009)
Kickoff Returns For Touchdowns	1 by 20 players, last by Mardy Gilard at Pittsburgh (2009)
Punt Returns	7 by Mike Daniels vs. Western Carolina (2005) 7 by Tinker Keck vs. Kansas (1997) 7 by Charley Bland vs. Villanova (1973)
Punt Return Yards	161 by Gene Gibson vs. Ohio (1949)
Punt Return Touchdowns	2 by Tinker Keck vs. Louisville (1997) 2 by Gene Gibson vs. Ohio (1949)

SINGLE-GAME INDIVIDUAL DEFENSE

Total Tackles	31 by Karl Woods at South Carolina (1980)
Solo Tackles	xx
Assisted Tackles	xx
Tackles For A Loss	xx
Sacks	xx
Forced Fumbles	xx
Fumble Recoveries	xx
Interceptions	4 by Bob Hynes vs. Ohio Northern (1923)
Interception Return Yards	123 by Shawn Ferguson vs. Memphis (1998)
Interception Returns for Touchdowns	2 by Shawn Ferguson vs. Memphis (1998)

SCORING

Scored 30 or more points	52 at Rutgers (11/16/13)
Scored 40 or more points	52 at Rutgers (11/16/13)
Scored 50 or more points	52 at Rutgers (11/16/13)
Scored 60 or more points	66 vs. Northwestern State (09/14/13)
Scored 70 or more points	72 vs. Austin Peay (09/03/11)

TOTAL OFFENSE

Had more than 400 total yards	428 vs. Louisville (12/05/13)
Had more than 450 total yards	573 at Houston (11/23/13)
Had more than 500 total yards	573 at Houston (11/23/13)
Had more than 550 total yards	573 at Houston (11/23/13)
Had more than 600 total yards	619 at Rutgers (11/16/13)
Had more than 650 total yards	669 vs. Northwestern State (09/14/13)
Had more than 700 total yards	711 vs. Connecticut (11/07/09)

RUSHING OFFENSE

Rushed for 150 or more yards	172 at Houston (11/23/13)
Rushed for 200 or more yards	205 vs. Temple (10/11/13)
Rushed for 250 or more yards	322 vs. Northwestern State (09/14/13)
Rushed for 300 or more yards	322 vs. Northwestern State (09/14/13)
Rushed for 350 or more yards	387 vs. Austin Peay (09/03/11)
Rushed for 400 or more yards	464 vs. Case Western Reserve & VMI (10/24/53 & 11/14/53)
Rushed for 425 or more yards	464 vs. Case Western Reserve & VMI (10/24/53 & 11/14/53)

PASSING OFFENSE

Passed for 250 or more yards	304 vs. Louisville (12/05/13)
Passed for 300 or more yards	304 vs. Louisville (12/05/13)
Passed for 350 or more yards	401 at Houston (11/23/13)
Passed for 400 or more yards	401 at Houston (11/23/13)
Passed for 450 or more yards	507 at Rutgers (11/16/13)
Passed for 500 or more yards	507 at Rutgers (11/16/13)

SCORING DEFENSE

Allowed 0 points	0 at Miami (Ohio) (09/21/13)
Allowed 3 or fewer points	0 at Miami (Ohio) (09/21/13)
Allowed 7 or fewer points	0 at Miami (Ohio) (09/21/13)
Allowed 10 or fewer points	0 at Miami (Ohio) (09/21/13)
Allowed 14 or fewer points	0 at Miami (Ohio) (09/21/13)

TOTAL DEFENSE

Allowed fewer than 75 total yards	53 vs. Kansas (09/20/97)
Allowed fewer than 100 total yards	87 at Miami (Ohio) (09/21/13)
Allowed fewer than 125 total yards	87 at Miami (Ohio) (09/21/13)
Allowed fewer than 150 total yards	87 at Miami (Ohio) (09/21/13)
Allowed fewer than 175 total yards	87 at Miami (Ohio) (09/21/13)
Allowed fewer than 200 total yards	87 at Miami (Ohio) (09/21/13)
Allowed fewer than 225 total yards	87 at Miami (Ohio) (09/21/13)
Allowed fewer than 250 total yards	232 at Memphis (10/30/13)
Allowed fewer than 275 total yards	232 at Memphis (10/30/13)
Allowed fewer than 300 total yards	278 at Houston (11/23/13)

RUSHING DEFENSE

Allowed 0 or fewer yards	-3 at Miami (OH) (10/01/11)
Allowed 10 or fewer yards	7 at Miami (Ohio) (09/21/13)
Allowed 20 or fewer yards	7 at Miami (Ohio) (09/21/13)
Allowed 30 or fewer yards	7 at Miami (Ohio) (09/21/13)
Allowed 40 or fewer yards	33 at Houston (11/23/13)
Allowed 50 or fewer yards	33 at Houston (11/23/13)
Allowed 60 or fewer yards	33 at Houston (11/23/13)
Allowed 70 or fewer yards	33 at Houston (11/23/13)
Allowed 80 or fewer yards	33 at Houston (11/23/13)
Allowed 90 or fewer yards	33 at Houston (11/23/13)
Allowed 100 or fewer yards	33 at Houston (11/23/13)

PASSING DEFENSE

Allowed 0 passing yards	-1 vs. Xavier (10/09/71)
Allowed 50 or fewer yards	49 vs. UAB (11/30/02)
Allowed 100 or fewer yards	80 at Miami (Ohio) (09/21/13)
Allowed 150 or fewer yards	140 at Memphis (10/30/13)
Allowed 175 or fewer yards	140 at Memphis (10/30/13)
Allowed 200 or fewer yards	140 at Memphis (10/30/13)

INDIVIDUAL RUSHING

Had a player rush for 100 or more yards	117 by Hosey Williams vs. Northwestern State (09/14/13)
Had a player rush for 150 or more yards	165 by George Winn vs. Syracuse (11/03/12)
Had a player rush for 200 or more yards	222 by Isaiah Pead vs. Rutgers (11/20/10)
Had a player rush for 225 or more yards	238 by Richard Hall vs. Miami (OH) (09/11/04)
Had a player rush for 2 or more TDs	2 by Brendon Kay vs. Louisville (12/05/13)
Had a player rush for 3 or more TDs	3 by George Winn vs. Syracuse (11/03/12)
Had a player rush for 4 or more TDs	4 by Isaiah Pead vs. Rutgers (11/20/10)
Had a player rush for 5 or more TDs	6 by Ike Stewart vs. Transylvania (10/05/12)

INDIVIDUAL PASSING

Had a player pass for 200 or more yards	304 by Brendon Kay vs. Louisville (12/05/13)
Had a player pass for 250 or more yards	304 by Brendon Kay vs. Louisville (12/05/13)
Had a player pass for 300 or more yards	304 by Brendon Kay vs. Louisville (12/05/13)
Had a player pass for 350 or more yards	406 by Brendon Kay at Houston (11/23/13)
Had a player pass for 400 or more yards	406 by Brendon Kay at Houston (11/23/13)
Had a player pass for 450 or more yards	480 by Zach Collaros vs. Connecticut (11/07/09)
Had a player pass for 500 or more yards	554 by Greg Cook vs. Ohio (11/16/68)
Had a player pass for 2 or more TDs	2 by Brendon Kay at Houston (11/23/13)
Had a player pass for 3 or more TDs	4 by Brendon Kay at Rutgers (11/16/13)
Had a player pass for 4 or more TDs	4 by Brendon Kay at Rutgers (11/16/13)
Had a player pass for 5 or more TDs	5 by Zach Collaros at Louisville (10/15/10)
Had a player pass for 6 or more TDs	6 by Tony Pike vs. Illinois (11/27/09)
Had a player complete 20 passes	22 by Brendon Kay vs. Louisville (12/05/13)
Had a player complete 25 passes	29 by Brendon Kay at Houston (11/23/13)
Had a player complete 30 passes	31 by Brendon Kay vs. Temple (10/11/13)
Had a player complete 35 passes	35 by Deontey Kenner at Southern Miss (10/23/99)
Had a player complete 10 straight passes	14 by Brendon Kay vs. SMU (10/29/13)
Had a player throw 30 passes	40 by Brendon Kay vs. Louisville (12/05/13)
Had a player throw 35 passes	40 by Brendon Kay vs. Louisville (12/05/13)
Had a player throw 40 passes	40 by Brendon Kay vs. Louisville (12/05/13)
Had a player throw 45 passes	50 by Brendon Kay at Houston (11/23/13)
Had a player throw 50 passes	50 by Brendon Kay at Houston (11/23/13)

INDIVIDUAL RECEIVING

Had a player with 10 or more receptions in a game	10 by Shaq Washington at Houston (11/23/13)
Had a player with 11 or more receptions in a game	11 by Shaq Washington at Memphis (10/30/13)
Had a player with 12 or more receptions in a game	12 by Armon Binns vs. USF (10/22/10)
Had a player with 13 or more receptions in a game	13 by Jon Olinger vs. Miami (OH) (10/05/02)
Had a player receive 100 or more yards	McClung (137) & Washington (132) at Houston (11/23/13)
Had a player receive 150 or more yards	175 by Armon Binns at Louisville (10/15/10)
Had a player receive 200 or more yards	210 by Marcus Barnett vs. West Virginia (11/17/07)
Had a player receive 250 or more yards	254 by Tom Rossley vs. Louisville (11/09/68)
Had a player receive for 2 or more TDs	2 by Chris Moore at Houston (11/23/13)
Had a player receive for 3 or more TDs	3 by Mekale McKay at Rutgers (11/16/13)

GAMES AGAINST RANKED TEAMS

Beat a top 25 team	vs. No. 25 Virginia Tech (09/29/12)
Beat a top 10 team	No. 7 Rutgers, 30-11 (11/18/06)
Beat a ranked opponent at home	No. 21 USF, 34-17 (10/15/09)
Beat a ranked opponent on the road	at No. 14 Pittsburgh, 45-44 (12/05/09)
Beat a ranked opponent at the neutral site	vs. No. 25 vs. Virginia Tech (FedEx Field/09/29/12)
Beat back-to-back ranked opponents	10/30/08-11/08/08 #24 USF & @ #20 West Virginia
Lost to a ranked opponent at home	No. 16 Louisville, 31-24 (OT) (12/05/13)
Lost to a ranked opponent on the road	at No. 16/14 Louisville, 34-31 (OT) (10/26/12)
Lost to a ranked opponent at a neutral site	No. 5 Florida, 51-24 (01/01/10 - Allstate Sugar Bowl)
Lost to an unranked opponent at home	West Virginia, 24-21 (11/12/11 - Paul Brown Stadium)
Lost to an unranked opponent on the road	at USF, 26-20 (10/05/13)

SPECIAL SITUATIONS

Scored on the first play from scrimmage	George Winn 58-yard run from scrimmage vs. Pittsburgh (09/06/12)
UC shutout its opponent	at Miami (Ohio) (09/21/13 W 14-0)
UC was shutout	vs. No. 16 West Virginia (11/09/05, L 38-0)

RETURNS/SPECIAL TEAMS/DEFENSE

Returned a KO for a TD	Ralph David Abernathy IV, 90 yards (12/31/11 vs. Vanderbilt)
Returned a Punt for a TD	Mardy Gilyard, 53 yards (9/12/09 vs. SEMO)
Returned an INT for a TD	Adrian Witty, 41 yards, vs. Purdue (08/31/13)
Returned 2 INTs for TDs	2 vs. Akron (D. Battle-30 yards and C. Cheatham-53 yards) (9/17/11)
Recovered a fumble in endzone for a TD	Walter Stewart, fumbled by Johnny McEntee (12/03/11 vs. Connecticut)
Executed a successful onside kick	Kick by Mliano/Recovered by Morrison at Rutgers (11/16/13)
Returned a fumble for a TD	Deven Drane, 76 yards vs. Fordham (10/13/12)
Blocked a FG	Jordan Stepp vs. Rutgers (11/17/12 - 22-yard third quarter attempt)
Blocked a punt	Connor Barwin at Connecticut (10/25/08)

2013 UNIVERSITY OF CINCINNATI FOOTBALL

CINCINNATI RECORD ...

	2013	2012	2011	2010	2009	2008	2007	Since 2007
Overall	9-3	10-3	10-3	4-8	12-1	11-3	10-3	66-24
When playing at home	5-1	6-1	5-1	3-4	6-0	6-0	4-2	35-9
When playing on road	4-2	2-2	4-2	1-4	6-0	5-2	5-1	27-13
At Neutral Sites	0-0	2-0	1-0	0-0	0-1	0-1	1-0	4-2
When playing on natural grass	1-1	4-0	2-1	0-3	2-0	0-3	3-1	12-9
When playing on artificial turf	8-2	6-3	8-2	4-5	10-1	11-0	7-2	54-15
When playing during the day	6-1	4-1	7-3	1-4	8-0	3-2	4-1	33-12
When playing at night	3-2	6-2	3-0	3-4	4-1	8-1	6-2	33-12
When scoring first	7-0	8-1	6-2	3-3	9-0	10-2	6-2	49-10
When opponent scores first	2-3	2-2	4-1	1-5	3-1	1-1	4-1	17-13
When leading after first quarter	3-0	8-1	5-0	3-2	8-0	9-1	8-2	44-6
When trailing after first quarter	3-3	2-2	3-1	0-5	2-1	1-1	1-0	12-13
When tied after first quarter	3-0	0-0	2-2	1-1	2-0	1-1	1-1	10-5
When leading at halftime	8-0	8-1	7-0	3-0	10-0	9-1	9-1	54-3
When trailing at halftime	0-3	2-2	2-3	1-7	1-1	2-2	1-1	9-19
When tied at halftime	1-0	0-0	1-0	0-1	1-0	0-0	0-1	3-2
When leading after three quarters	8-1	10-1	6-0	4-0	11-0	10-0	10-0	59-2
When trailing after three quarters	0-2	0-2	2-2	0-8	1-1	1-3	0-2	4-21
When tied after three quarters	1-0	0-0	2-1	0-0	0-0	0-0	0-1	3-2
In overtime	0-1	0-1	0-0	0-0	0-0	1-0	0-0	1-2
When Cincinnati has more rushing yards	9-0	9-2	9-2	3-1	8-0	8-0	8-1	54-6
When opponent has more rushing yards	0-3	1-1	1-1	1-6	4-1	3-3	2-2	12-17
When Cincinnati rushes for 200 or more yards	3-0	7-1	3-0	3-0	3-0	2-0	3-0	24-1
When Cincinnati rushes for 150 or more yards	6-0	8-2	6-2	4-2	4-0	2-0	4-0	34-6
When Cincinnati holds opponent to 100 rushing yards or less	7-0	3-0	5-1	3-3	3-0	6-0	8-1	35-5
When Cincinnati holds opponent to 150 rushing yards or less	8-1	6-1	8-2	3-4	4-0	7-0	8-1	44-9
When Cincinnati has more passing yards	8-2	4-2	1-0	1-4	11-0	8-2	5-2	37-12
When opponent has more passing yards	1-1	5-1	9-3	3-5	1-1	3-1	5-1	27-13
When Cincinnati passes for 300 or more yards	5-2	2-0	1-0	1-3	7-0	3-0	3-2	22-7
When Cincinnati passes for 200 or more yards	8-3	8-2	6-2	3-4	5-0	4-2	10-2	44-14
When Cincinnati holds opponent to 150 passing yards or less	3-1	1-1	1-0	0-1	2-0	2-0	1-1	10-4
When Cincinnati holds opponent to 100 passing yards or less	2-0	0-0	1-0	0-0	0-0	1-0	1-0	5-0
When Cincinnati has more total yards	9-1	7-1	7-0	4-4	10-0	10-0	7-1	54-7
When opponent has more total yards	0-2	3-2	3-2	0-4	2-1	1-3	3-2	12-16
When Cincinnati has more first downs	9-1	5-1	7-0	4-3	7-0	6-1	7-1	45-7
When opponent has more first downs	0-2	5-2	3-3	0-5	5-1	3-2	3-2	19-17
When first downs are equal	0-0	0-0	0-0	0-0	0-0	2-0	0-0	2-0
When Cincinnati forces more turnovers	4-0	8-0	6-1	1-0	8-0	2-0	8-0	37-1
In games decided by three points or less	1-0	1-1	2-1	0-1	3-0	3-0	1-0	11-3
In games decided by seven points or less	2-2	1-3	3-1	0-1	0-0	5-0	2-3	13-10
In black jerseys	2-1	6-3	5-0	3-2	3-0	6-1	5-2	30-9
In white jerseys	4-2	4-0	5-2	1-4	7-1	4-2	5-1	30-11
In red jerseys	3-0	1-0	0-1	0-2	2-0	1-0	0-0	7-3



Cincinnati's proud football history includes a number of firsts, possibly including the first postseason bowl game.

The NCAA Official Football Records recognizes the Rose Bowl, which was started in 1902, as being the first collegiate bowl game. A manuscript written by former UC athletic director Bill Schwarberg points to a bowl appearance by Cincinnati that pre-dates the Rose Bowl by five years.

Schwarberg, who played for the Bearcats from 1933-36 and served as interim Director of Athletics in 1976, cited a record in the University's McMicken Review. It indicated that following the 1897 season, Cincinnati became the first institution from Ohio to make a trip south to play in a postseason game.

Cincinnati posted a 7-1-1 record that year, which included a 34-0 win over Ohio State. The lone team to beat UC was the powerful Carlisle Indians.

Shortly after Thanksgiving, management of the Cincinnati team received an invitation from the Southern Athletic Club to play a game in New Orleans on New Year's Day. A travel party of 14, which included the substitutes and the coach and manager, departed for New Orleans on Dec. 30 where they were hosted by the Southern Athletic Club. Accounts of the game have UC winning with ease by a score of 16-0.

At a victory party that evening, players from Louisiana State challenged the Bearcats to a game the next day in Baton Rouge. UC accepted the challenge and overwhelmed the LSU team, 28-0. Accounts of the trip describe lavish entertainment provided during the trip.

If this was indeed UC's first bowl game, it was 49 years before the Bearcats again experienced postseason play.

The post-World War II influx of veterans into colleges rejuvenated college athletics, and with that came a surge of new bowls. Cincinnati capped a successful 1946 season with a trip to the Sun Bowl in El Paso, Texas. There, the Bearcats defeated Virginia Tech, 18-6.

UC made appearances in the Glass Bowl in Toledo in 1949 and returned to the Sun Bowl at the end of the 1950 campaign.

Cincinnati then went 47 years without a bowl appearance. That drought was broken when the Bearcats played in the inaugural Humanitarian Bowl in Boise, Idaho in 1997.

With Conference USA developing alliances with five bowls, the Bearcats made three straight bowl appearances in 2000, 2001 and 2002--the first two in the Motor City Bowl in Detroit and the third in the New Orleans Bowl.

In 2004, UC was selected to represent Conference USA in

the PlainsCapital Fort Worth Bowl, the Bearcats' fourth bowl appearance in the past five years. UC defeated Marshall, 32-14, in that contest.

After the 2006 season, Cincinnati earned its first BIG EAST Conference bowl appearance after knocking off Connecticut in the season finale. In unusual circumstances following Mark Dantonio and his staff's departure to Michigan State before the bowl game, UC hired Brian Kelly from Central Michigan who came in and in just 34 days prepared UC and defeated Western Michigan University, 27-24, in the inaugural International Bowl in Toronto, Ontario.

Following a 9-3 regular season in 2007, the Bearcats earned victory number 10 in the Papajohns.com Bowl with a 31-21 win against former Conference USA foe Southern Mississippi.

UC made history again in 2008, following a school-record 11 wins in the regular season and the programs' first BIG EAST Championship. The Bearcats earned their first ever trip to a Bowl Championship Series Game, taking on Virginia Tech in the 75th FedEx Orange Bowl.

The Bearcats followed up their 2008 successes by winning their second-straight BIG EAST Championship in 2009 after a perfect 12-0 regular season. Climbing to No. 3 in the final Bowl Championship Series rankings, UC earned a spot in the 2010 Allstate Sugar Bowl against the Florida Gators, coached by UC alum Urban Meyer.

UC has an 8-6 all-time bowl record and has played in the postseason in four of the past five seasons, including back-to-back victories in the Liberty (2011) and Belk (2012) bowls.

UC BOWLS GAME-BY-GAME

BOWL	LOCATION	DATE	OPPONENT	RESULT
Sun Bowl	El Paso, Texas	Jan. 1, 1947	Virginia Tech	W, 18-6
Glass Bowl	Toledo, Ohio	Dec. 3, 1949	Toledo	W, 33-13
Sun Bowl	El Paso, Texas	Jan. 1, 1951	West Texas A&M	L, 14-13
Humanitarian Bowl	Boise, Idaho	Dec. 29, 1997	Utah State	W, 35-19
Motor City Bowl	Pontiac, Mich.	Dec. 27, 2000	Marshall	L, 25-14
Motor City Bowl	Pontiac, Mich.	Dec. 29, 2001	Toledo	L, 23-16
New Orleans Bowl	New Orleans, La.	Dec. 17, 2002	North Texas	L, 24-19
PlainsCapital Fort Worth Bowl	Fort Worth, Texas	Dec. 23, 2004	Marshall	W, 32-14
International Bowl	Toronto, Ontario	Jan. 6, 2007	Western Michigan	W, 27-24
Papajohns.com Bowl	Birmingham, Ala.	Dec. 22, 2007	Southern Mississippi	W, 31-21
FedEx Orange Bowl	Miami, Fla.	Jan. 1, 2009	Virginia Tech	L, 20-7
Allstate Sugar Bowl	New Orleans, La.	Jan. 1, 2010	Florida	L, 51-24
Autozone Liberty Bowl	Memphis, Tenn.	Dec. 31, 2011	Vanderbilt	W, 31-24
Belk Bowl	Charlotte, N.C.	Dec. 27, 2012	Duke	W, 48-34

ALL-TIME BOWL RECORD 8-6

2013 UNIVERSITY OF CINCINNATI FOOTBALL

BOWL HISTORY

1946	Bowl Sun	Opponent Virginia Tech	W/L W	Score 18-6	UC Coach Ray Nolting	Date 01/01/47	Site El Paso, Texas (Kidd Field)
<i>The Bearcats first-ever bowl game, earning an 18-6 victory over Virginia Tech in the 12th annual Sun Bowl ... Both teams struggled offensively in the first half, due largely in part to the three inches of snow that fell in El Paso the day before the game ... Game is still the coldest Sun Bowl on record ... UC outrushed the Gobblers, 369 to 34</i>							
1949	Glass	Toledo	W	33-13	Sid Gillman	12/03/49	Toledo, Ohio (Glass Bowl)
<i>UC's second bowl game was the fifth annual Glass Bowl, played in Toledo, Ohio ... The Bearcats were on the board first with a safety by Jack Tracy ... UC's Bob Stratton had a pair of TDs on runs of 10- and 29 yards ... UC tallied 258 return yards to Toledo's 97.</i>							
1950	Sun	West Texas A&M	L	14-13	Sid Gillman	01/01/51	El Paso, Texas (Kidd Field)
<i>West Texas A&M used a trick play on a fake punt to score the game-winning touchdown ... Faced with a fourth and long, punter Frank Wise moved under center, took the snap and lateraled to the right to quarterback Gene Mayfield ... Mayfield completed a pass to Cross at the UC 40 and Cross broke several tackles to finish the 62-yard touchdown pass.</i>							
1997	Humanitarian	Utah State	W	35-19	Rick Minter	12/29/97	Boise, Idaho (Bronco Stadium)
<i>UC's appearance snapped a 47-year bowl drought ... Chad Plummer was voted the game's MVP ... He completed 5-of-10 passes for 61 yards and a TD while rushing 15 times for 53 yards and scoring another TD ... The Bearcats held a 265-76 advantage in rushing yards while holding the ball for more than 42 minutes.</i>							
2000	Motor City	Marshall	L	25-14	Rick Minter	12/27/00	Pontiac, Mich. (Silverdome)
<i>Byron Leftwich threw for one TD and rushed for another to help Marshall rally for 16 second-half points to defeat Cincinnati, 25-14 ... UC used a pair of DeMarco McCleskey touchdown runs to build a 14-9 halftime lead ... The Cincinnati offense, which ran up 181 yards of total offense in the first half, struggled after intermission, failing to score on any of its six possessions.</i>							
2001	Motor City	Toledo	L	23-16	Rick Minter	12/29/01	Pontiac, Mich. (Silverdome)
<i>Chester Taylor rushed for a bowl-record 190 yards, including a game-winning 24-yard touchdown with 3:23 left to lead Toledo to a 23-16 win over Cincinnati ...UT held UC to just 13 yards on the ground ... Gino Guidugli was 29-for-46 for 283 yards and a touchdown ... Tye Keith caught a bowl-record nine passes for 63 yards.</i>							
2002	New Orleans	North Texas	L	24-19	Rick Minter	12/17/02	New Orleans, La. (Louisiana Superdome)
<i>Kevin Galbreath rushed for 130 yards and a touchdown to earn MVP honors as North Texas defeated Cincinnati, 24-19 ... DeMarco McCleskey rushed 23 times for 85 yards to set the UC season rushing record with 1,361 yards ... Jon Olinger's four catches for 107 yards raised his season total to 1,114 yards, breaking Jim O'Brien's 34-year old record of 1,107 receiving yards.</i>							
2004	Fort Worth	Marshall	W	32-14	Mark Dantonio	12/23/04	Fort Worth, Texas (Amon G. Carter Stadium)
<i>LB Tyjuan Hagler blocked a punt one minute into the game, which was returned by Antwan Giddens for a touchdown ... Hagler forced a fumble to set up one of three Kevin Lovell field goals, recorded a sack and had a team-high seven tackles to earn a spot on Football News' all-bowl team.</i>							
2006	International	Western Michigan	W	27-24	Brian Kelly	01/06/07	Toronto, Canada (Rogers Centre)
<i>UC's defense and steady special teams play--trademarks of the 2006 season--lifted UC to a 27-24 win in the inaugural International Bowl ... Kevin Lovell's 33-yard field goal with 6:11 remaining in the contest provided the winning points for UC ... Dominick Goodman had seven receptions for a 109 yards and two TDs, earning Most Outstanding Player honors.</i>							
2007	PapaJohns.com	Southern Miss	W	31-21	Brian Kelly	12/22/07	Birmingham, Ala. (Legion Field)
<i>Ben Mauk passed for 334 yards and four touchdowns, earning MVP honors, becoming only the third UC signal called to pass for 3,000 yards in a season ... DeAngelo Smith intercepted three passes ... UC secured its second 10-win season and first since 1951, while virtually assuring a spot in the final rankings for the first time.</i>							
2008	Orange	Virginia Tech	L	20-7	Brian Kelly	01/01/09	Miami Gardens, Fla. (Dolphin Stadium)
<i>The game marked UC's first appearance in a Bowl Championship Series game ... Darren Evans, the game's MVP, had 28 carries for 153 yards and a touchdown ... Virginia Tech's defense came up with four interceptions ... UC's Mardy Gilyard had 255 all-purpose yards and a touchdown ... The Bearcats' six-game winning streak was snapped.</i>							
2009	Sugar	Florida	L	51-24	Jeff Quinn	01/01/10	New Orleans, La. (Louisiana Superdome)
<i>Tim Tebow threw for a career-high 482 yards and three TDs and ran for 51 yards and another TD ...Tebow's 533 yards of total offense were the most in BCS history ... Jeff Quinn served as the Bearcats interim head coach after Brian Kelly departed for Notre Dame earlier in the month ... The loss ended UC's perfect season ... Gators' head coach Urban Meyer is a UC alum.</i>							
2011	Liberty	Vanderbilt	W	31-24	Butch Jones	12/31/11	Memphis, Tenn. (Liberty Bowl Memorial Stadium)
<i>Isaiah Pead ran for 149 yards and a touchdown, and Ralph David Abernathy IV's 90-yard kickoff return early in the fourth quarter put Cincinnati ahead to stay as the Bearcats edged Vanderbilt 31-24 ... Zach Collaros completed one of the more remarkable comebacks in college football, starting under center 47 days following surgery to correct a broken right ankle on Nov. 14. Collaros threw a touchdown pass and was 12 of 29 for 80 yards passing, moving around well.</i>							
2012	Belk	Duke	W	48-34	Steve Stripling	12/27/12	Charlotte, N.C. (Bank of America Stadium)
<i>Brendon Kay threw an 83-yard touchdown pass to tight end Travis Kelce with 44 seconds to go, lifting the Bearcats to an improbable 48-34 win over the Blue Devils. Kay set a Belk Bowl record with four TD passes and was named the game's MVP. Nick Temple capped the wild finish with a 55-yard interception return with 14 seconds left.</i>							

**2012 BELK BOWL**

Cincinnati 48, Duke 34

Dec. 27, 2012 • Charlotte, N.C.

The last month was pure chaos for quarterback Brendon Kay and the Cincinnati Bearcats. That made Thursday night's Belk Bowl victory all the more rewarding.

Duke running back Josh Snead fumbled at the Cincinnati five with 1:20 left and Kay threw an 83-yard touchdown pass to tight end Travis Kelce with 44 seconds to go, lifting the Bearcats to an improbable 48-34 win over the Blue Devils.

The Bearcats won without former head coach Butch Jones and both coordinators who helped guided them to the postseason.

Kay, who set a Belk Bowl record with four touchdown passes and was named the game's MVP, called it a "huge win."

Almost as chaotic as their latest win.

With the score tied at 34 and Duke driving for a go-ahead score, Snead fumbled and Kay capitalized with his go-ahead scoring pass to Kelce. Nick Temple capped the wild finish with a 55-yard interception return with 14 seconds left.

Kay quickly took advantage of the change in momentum after the Snead fumble, finding Kelce down the middle on a seam route. Kelce got behind the Duke defense and caught the ball in stride, racing the final 60 yards to the end zone as Blue Devils fans looked on in stunned silence.

It was a play called Left Texas 60, Y Go Burst, with three receivers running seam routes.

Kay also threw a 41-yard touchdown pass to Ralph David Abernathy, and 25-yard scoring strikes to Anthony McClung and Chris Moore. George Winn also ran for a 46-yard touchdown for Cincinnati.

Cincinnati (10-3) finished with its fifth 10-win season in six years. But the big play for Duke was Snead's fumble.

Duke, which came in having allowed 51 points and an average of 294.5 yards rushing over its previous four games, struggled to stop Cincinnati after the first quarter.

The Bearcats piled up 554 total yards of offense, including 130 yards on the ground by Winn. Duke wasn't too shabby on offense, either, combining with the Bearcats for a Belk Bowl-record 1,114 yards.

Cincinnati trailed 16-0 before rattling off 27 straight points to seemingly take control, and the big turning point came courtesy of linebacker Greg Blair.

With Duke leading 16-3 and looking for more, Renfree fired a pass over the middle for running back Jela Duncan, who lunged for the goal line but was hit by Blair and fumbled. Blair recovered and suddenly the Bearcats had a shot.

A short time later, Kay connected with McClung to cut the Duke lead to 16-10. Kay's second scoring pass to Abernathy capped a 98-yard drive in the final two minutes of the first half and gave the Bearcats their first lead.

SCORE BY QUARTERS

	1	2	3	4	F
Cincinnati	3	14	10	21	- 48
Duke	16	0	8	10	- 34

SCORING SUMMARY

QTR	TIME	TEAM	SCORING PLAY	DRIVE	TIME
1st	11:48	DUKE	Connette 5 yd run (Martin kick blocked)	8-79	3:12
	06:12	DUKE	Martin 33 yd field goal	11-44	3:38
	04:45	DUKE	Foster 0 yd blocked punt return (Martin kick)		
2nd	01:43	CIN	Miliano 45 yd field goal	8-50	2:56
	04:02	CIN	McClung 25 yd pass from Kay (Miliano kick)	5-54	2:08
	00:42	CIN	Abernathy 41 yd pass from Kay (Miliano kick)	6-98	1:46
3rd	10:02	CIN	Miliano 27 yd field goal	8-70	4:52
	07:41	CIN	Winn 46 yd run (Miliano kick)	2-60	0:41
	03:00	DUKE	Vernon 10 yd pass from Renfree (Blakeney pass from Renfree)	11-86	4:34
4th	12:45	DUKE	Reeves 2 yd pass from Connette (Martin kick)	9-68	2:55
	11:19	CIN	Moore 25 yd pass from Kay (Miliano kick)	4-77	1:18
	07:24	DUKE	Martin 52 yd field goal	10-46	3:48
	00:44	CIN	Kelce 83 yd pass from Kay (Miliano kick)	4-94	0:36
	00:14	CIN	Temple 55 yd interception return (Miliano kick)		

TEAM STATISTICS

	UC	DUKE
FIRST DOWNS	18	36
RUSHES-YARDS (NET)	28-222	39-200
PASSING YDS (NET)	332	360
Passes Att-Comp-Int	25-17-0	50-38-2
TOTAL OFFENSE PLAYS-YARDS	53-554	89-560
Fumble Returns-Yards	0-0	0-0
Punt Returns-Yards	0-0	4-71
Kickoff Returns-Yards	4-73	7-124
Interception Returns-Yards	2-76	0-0
Punts (Number-Avg)	5-31.4	1-79.0
Fumbles-Lost	0-0	3-2
Penalties-Yards	6-59	5-48
Possession Time	26:18	33:42
Third-Down Conversions	3 of 10	7 of 13
Fourth-Down Conversions	0 of 0	1 of 2
Red-Zone Scores-Chances	1-1	4-6
Sacks By: Number-Yards	0-0	2-12

INDIVIDUAL STATISTICS

RUSHING: Cincinnati-WINN, George 16-130; KAY, Brendon 10-76; MCCLUNG, A. 1-14; LUAllen, Jordan 1-2. Duke-J Snead 17-107; J Duncan 10-37; J Thompson 4-30; J Crowder 1-12; B Connette 5-8; S Renfree 2-6.

PASSING: Cincinnati-KAY, Brendon 17-25-0-332. Duke-S Renfree 37-49-2-358; B Connette 1-1-0-2.

RECEIVING: Cincinnati-KELCE, Travis 5-123; MCCLUNG, A. 3-110; ABERNATHY, RD 3-44; WINN, George 3-12; THOMPSON, K. 2-18; MOORE, Chris 1-25. Duke-C Vernon 10-119; J Crowder 6-49; D Scott 5-60; J Duncan 5-27; B Connette 4-31; I Blakeney 3-26; J Thompson 2-35; D Reeves 2-8; J Snead 1-5.

**2011 AUTOZONE LIBERTY BOWL**

Cincinnati 31, Vanderbilt 24

Dec. 31, 2011 • Memphis, Tenn.

University of Cincinnati Head Coach Butch Jones rang the bell on the AutoZone Liberty Bowl trophy, eager to get the Bearcats' party started.

Isaiah Pead ran for 149 yards and a TD, and Ralph David Abernathy IV's 90-yard kickoff return early in the fourth quarter put Cincinnati ahead to stay as the Bearcats edged Vanderbilt 31-24.

The Bearcats (10-3) capped the season with their third straight victory by snapping a two-game skid in bowl games. They also notched their fourth 10-win season in the past five years, bouncing back from 4-8 in 2010 during Jones' first season.

But the 2011 BIG EAST Conference co-champs had to work to put away Vanderbilt (6-7), a team that tied for fourth in the Southeastern Conference's East Division, despite forcing three turnovers and coming up with two sacks. The Commodores led 21-17 when Abernathy became the first Cincinnati player to return a kickoff for a TD in the program's 13 bowl appearances.

Abernathy is the grandson of the civil rights leader who was in Memphis with Martin Luther King when he was assassinated in 1968 at the Lorraine Motel, a few miles away from the Liberty Bowl Memorial Stadium.

Pead was the game's MVP, and J.K. Schaffer was UC's defensive MVP, finishing with nine tackles, including one for a loss and a sack.

Cincinnati	0	14	0	17	—	31
Vanderbilt	7	0	7	10	—	24

First Quarter: VU - Stacy 7 yd run (Fowler kick), 7:34

Second Quarter: CIN - Winn 69 yd run (Miliano kick), 14:17. CIN - McClung 8 yd pass from Collaros (Miliano kick).

Third Quarter: VU - Seymour 5 yd run (Fowler kick), 3:53

Fourth Quarter: CIN - Miliano 44 yd field goal, 14:41. VU - Boyd 68 yd pass from Smith (Fowler kick), 14:03. CIN - Abernathy IV 90 yd kickoff return (Miliano kick), 13:51. CIN - Pead 12 yd run (Miliano kick), 1:52. VU - Fowler 35 yd field goal, 0:24

Rushing: UC: Pead 28-149, Winn 6-78, McClung 1-4, Collaros 8-(-8). VU: Stacy 18-57, Rodgers 9-33, Kent 1-17, Smith 5-17, Seymour 2-5.

Passing: UC: Collaros 12-29-2-80, 1TD. VU: Smith 8-19-1-142, 1TD, Rodgers 4-14-1-26, Stacy 0-1-0-0.

Receiving: UC: Robinson 4-16, Kelce 3-29, Pead 3-15, Chisum 1-12, McClung 1-8. VU: Matthews 4-56, Barden 3-20, Boyd 2-69, Stacy 2-11, Tate 1-12.



BOWL HISTORY

**2010 ALLSTATE SUGAR BOWL**

No. 5 Florida 51, No. 3 Cincinnati 24
Jan. 1, 2010 • New Orleans, La.

The University of Cincinnati football team, reeling from the resignation of former head coach Brian Kelly, saw its perfect season blemished with a loss to Florida in the 2010 Allstate Sugar Bowl.

Tim Tebow threw for a career-high 482 yards and three touchdowns, ran for 51 yards and another score, and fifth-ranked Florida (13-1) overwhelmed No. 4 Cincinnati (12-1) 51-24 inside the Louisiana Superdome.

Cincinnati, who donned white helmets for the game for the first time since 1966, was playing in its second straight BCS game. Kelly resigned in early December to take the head coaching job at Notre Dame.

Quarterback Tony Pike completed 27 of 45 passes for 170 yards and three scores, all in the second half when the outcome was no longer in doubt.

UC was held to a season low 246 yards of total offense, including a season low 170 passing yards by the Gators defense.

Mardy Gilyard finished the game with seven receptions, giving him 204 career receptions which ties Dominick Goodman and LaDaris Vann as the UC record holders in career catches.

Florida finished with a Sugar Bowl-record 659 yards of total offense

Cincinnati	0	3	7	14	—	24
Florida	9	21	14	7	—	51

First Quarter: UF - Hernandez 7 yd pass from Tebow (kick failed), 6:13.
UF - Sturgis 40 yd field goal, 1:20

Second Quarter: UF - Thompson 7 yd pass from Tebow (Sturgis kick), 9:07. UF - Moody 6 yd run (Sturgis kick), 7:05. UC - Rogers 47 yd field goal, 3:11. UF - Riley Cooper 80 yd pass from Tebow (Sturgis kick), 3:02

Third Quarter: UF - Moody 2 yd run (Sturgis kick), 11:13. UC - Waugh 2 yd pass from Pike (Rogers kick), 4:46. UF - Tebow 4 yd run (Sturgis kick), 2:06

Fourth Quarter: UC - Binns 3 yd pass from Pike (Rogers kick), 10:07. UF - Rainey 6 yd run (Sturgis kick), 7:06. CIN - Alli 6 yd pass from Pike (Rogers kick), 3:23

Rushing: UC - Pead 7-48, Kelce 1-19, Ramsey 6-18, Goebel 1-8, Williams 1-(-5), Pike 7-(-12). UF: Gillislee 5-78, Tebow 14-51, Rainey 4-27, Moody 8-14, Demps 3-7.

Passing: UC - Pike 27-45-0-170, 3 TD. UF: Tebow 31-35-0-482, 3 TD, Team 0-1-0-0.

Receiving: UC - Gilyard 7-41, Binns 5-29, Guidugli 5-22, Woods 4-46, Ramsey 2-16, Pead 1-7, Alli 1-6, Waugh 1-2. UF: Hernandez 9-111, Cooper 7-181, Thompson 5-63, Rainey 4-71, Moody 4-19, Nelson 2-37.

**2009 FEDEX ORANGE BOWL**

No. 21 Virginia Tech 20, No. 12 Cincinnati 7
Jan. 1, 2010 • Miami Gardens, Fla.

Mardy Gilyard had 255 all-purpose yards and a touchdown catch, but it was not enough as No. 21 Virginia Tech knocked off No. 12 Cincinnati, 20-7, in the 75th FedEx Orange Bowl.

Gilyard had seven receptions for 158 yards and a touchdown, along with 97 kickoff return yards for Cincinnati (11-3), which had its six-game winning streak snapped. Tony Pike threw for 239 yards and a touchdown, but had his night marred by four interceptions and getting stopped on a fourth-and-goal in the fourth quarter.

The Bearcats took the opening kickoff, sent their spread offense onto the field, and made the Hokies look very confused. Pike found Gilyard for a 38-yard pickup on the third play from scrimmage, and they hooked up for a spectacular 15-yard touchdown three plays later.

Facing a third-and-9 from the right hash, Pike waited before lofting a fade to the far left of the end zone. Gilyard took off on a sprint, made a diving catch as he sailed out of bounds and managed to just barely drag his right toe on the turf painted in Virginia Tech's colors for a 7-0 UC lead.

The Hokies defense held UC to 137 yards, stifled the Bearcats running game (eight carries, 11 yards) over the remainder of the half, and battled their way to a 10-7 lead by intermission.

Darren Evans, the game's MVP, had 28 carries for 153 yards and a TD.

Terrill Byrd led the UC defense with 11 tackles, including 10 solo stops, four tackles for a loss, and a sack. Brandon Underwood had six tackles, including a sack and an interception.

Cincinnati	7	0	0	0	—	7
Virginia Tech	0	10	3	7	—	20

First Quarter: UC - Gilyard 15-yard pass from Pike (Rogers kick), 13:08

Second Quarter: VT - Taylor 17-yard run (Keys kick), 13:00. VT - Keys 43-yard field goal, 0:00.

Third Quarter: VT - Keys 35-yard field goal, 8:32.

Fourth Quarter: VT - Evans, 6-yard run (Keys kick), 11:29

Rushing: UC - Ramsey 4-34, Goebel 9-26, Pead 2-10, Pike 5-4, Barnett 1-minus 3. Virginia Tech - Evans 28-153, Taylor 15-47, Roberts 2-34, Boone 2-19, Oglesby 3-8, Coale 1-7, Team 4-minus 10.

Passing: UC - Pike 16-33-4-239. Virginia Tech - Taylor 13-22-1-140, Team 0-1-0-0.

Receiving: UC - Gilyard 7-158, Goodman 6-51, Goebel 1-18, Barnett 1-6, Ramsey 1-6. Virginia Tech - Coale 3-52, Boone 3-41, Boykin 2-28, Roberts 2-12, Evans 2-5, Jefferson 1-2.

**2007 PAPAJOHNS.com BOWL**

No. 20 Cincinnati 31, Southern Miss 21
Dec. 22, 2007 • Birmingham, Ala.

Ben Mauk shrugged off mistakes and Southern Miss defenders, helping No. 20 Cincinnati make another entry in an impressive season.

The hard-to-tackle Mauk passed for 334 yards and four touchdowns, and DeAngelo Smith intercepted three passes, leading the Bearcats to a 31-21 victory over Southern Miss in the PapaJohns.com Bowl.

The victory gave UC (10-3) its second 10-win season and first since 1951, virtually assuring a spot in the final rankings for the first time.

Mauk, the game's most valuable player, completed 30-of-52 passes and overcame three interceptions to become only the third Bearcats player to have a 3,000-yard passing season.

Mauk, who also rushed for 41 yards and frequently broke loose from defenders to make plays, threw three touchdown passes during an 8-minute span extending into the second half.

Cincinnati stopped punter Britt Barefoot on a fake punt on fourth-and-1 from his own 29 and Mauk hit Earnest Jackson for a 29-yard TD strike on the next play for a 21-7 lead. Mauk struck again with a 10-yarder to Antwan Giddens and set up a 22-yard field goal by Jake Rogers in the final seconds of the third quarter to put the Bearcats up 31-14.

Young cut into the lead again with a 5-yard touchdown pass to Chris Johnson but Southern Miss could not recover an onside kick or convert a fourth-and-1 play on its next possession.

Southern Miss	7	0	7	7	—	21
Cincinnati	0	14	17	0	—	31

First Quarter: USM - Nelson 10 yd pass from Young (Estes kick), 5:23.

Second Quarter: UC - Goodman 14 yd pass from Mauk (Rogers kick), 6:12. UC - Goodman 5 yd pass from Mauk (Rogers kick), 0:24.

Third Quarter: UC - Jackson 29 yd pass from Mauk (Rogers kick), 13:17. USM - Young 1 yd run (Estes kick), 6:48. UC - Giddens 10 yd pass from Mauk (Rogers kick), 4:08. UC - Rogers 22 yd field goal, 0:05

Fourth Quarter: USM - Johnson 5 yd pass from Young (Estes kick), 9:37.

Rushing: USM: Fletcher 29-155, Young 17-55, Harrison 2-7, Barefoot 1-0. UC: Mauk 12-41, Moore 4-18, Ramsey 6-9, Glatthaar 1-7, Benton 1-0.

Passing: USM: Young 32-18-3, 122, 2 TD. USM: Mauk 52-30-3, 334, 4 TD.

Receiving: USM: Fletcher 7-50, Nelson 3-18, Magee 2-15, Johnson 2-13, Morgan 2-8, Harrison 1-18, Baptiste 1-0. UC: Goodman 7-95, Barwin 7-86, Giddens 7-64, Jackson 3-46, Howard 2-24, Barnett 2-17, Moore 1-3, Benton 1-(-1).



**2007 INTERNATIONAL BOWL**

Cincinnati 27, Western Michigan 24
Jan. 6, 2007 • Toronto, Canada

The International Bowl provided Cincinnati fans a preview of what Brian Kelly has in store as UC knocked off Western Michigan, 27-24. Kevin Lovell's 33-yard field goal with 6:11 remaining provided the winning margin for Cincinnati and Western Michigan's 51-yard field goal try with 1:26 left fell short.

Dominick Goodman was named the game's Most Outstanding Player. Butler Benton led UC rushing attack with 62 of the team's combined 126 yards against the Broncos—a defense that was ranked fifth nationally defending the run.

John Bowie put UC on the scoreboard first when he gathered in a tipped pass and returned it 25 yards for a touchdown in the first quarter. On Cincinnati's next drive, Davila connected on a 21-yard TD toss to Goodman. Goodman later hauled in a second touchdown pass in the second quarter.

The reeling Broncos used some trickery on the first play following Lovell's field goal. E.J. Biggers, on a double reverse, lofted the ball to Jamarko Simmons for a 76-yard touchdown.

The Broncos' defense got the ball right back and Cubit tossed a 30-yard scoring pass to close the gap to 24-14. A miscue by the UC offense—Davila's pass was deflected and intercepted with 23 seconds to play in the half—setting up Nate Meyer's 29-yard field goal.

Western Michigan	0	17	0	7	—	24
Cincinnati	14	10	0	3	—	27

First Quarter: UC—Bowie 25-yd interception return (Lovell kick), 11:32. UC—Goodman 21-yd pass from Davila (Lovell kick), 6:27.

Second Quarter: UC—Goodman 21 yd pass from Davila (Lovell kick), 14:30. UC—Lovell 37 yard field goal, 10:23. WMU—Simmons 76-yd pass from Biggers (Meyer kick), 9:45. WMU—Martin 30-yd pass from Cubit (Meyer kick), 5:35. WMU—Meyer 29 yard field goal, 0:08.

Fourth Quarter: WMU—West 7-yd run (Meyer kick), 10:53. UC— Lovell 33-yard field goal, 6:11.

Rushing: WMU: West 21-109, Thompson 6-24, Cubit 2-(-10). UC: Benton 10-62, Moore 10-57, Grutza 3-22, Glatthaar 4-14, Davila 7-(-29).

Passing: WMU: Cubit 23-43-2, 184, 1TD; Martin 0-1-0, 0, 0TD; Biggers 1-1-0, 76, 1TD. UC: Davila 19-35-2, 214, 2TD; Grutza 1-2-0, 7, 0TD.

Receiving: WMU: Simmons 13-172, Ledbetter 5-38, Martin 4-43, Maragos 1-5, West 1-2. UC: Goodman 7-109, Celek 4-21, Poland 3-17, Benton 2-26, Moore 2-20, Martin 1-19, Stewart 1-9.

**2004 FORT WORTH BOWL**

Cincinnati 32, Marshall 14
Dec. 23, 2004 • Fort Worth, Texas

Cincinnati's seniors capped their careers with a dominating performance in a 32-14 win over Marshall in the Fort Worth Bowl.

Linebacker Tyjuan Hagler started things by blocking a punt one minute into the game, which was returned by Antwan Giddens for a touchdown. Hagler forced a fumble to set up one of three Kevin Lovell field goals, recorded a sack and had a team-high seven tackles to earn a spot on Football News's all-bowl team.

Trent Cole and Andre Frazier each recorded sacks while leading the defensive pursuit from their end positions. Cole also blocked a punt for a safety. UC's defense held the Thundering Herd to 134 total yards, minus-3 yards rushing.

Gino Guidugli capped his stellar career with his guttiest performance. Playing with a broken hand, Guidugli completed 24-of-36 passes for 231 yards and staked the Bearcats to their lead with a pair of second-quarter TD tosses. Guidugli was to be limited to shotgun snaps, but with the running game sputtering, he moved under center in the second quarter, a move which energized the offense. UC gained 168 yards on the ground, 62 by Richard Hall who capped his senior season with 1,000 yards. Hannibal Thomas caught nine passes for 102 yards to top the 1,000-yard mark in receiving.

Marshall	14	0	0	0	—	14
Cincinnati	10	14	0	8	—	32

First Quarter: UC - Giddens 9-yd return of blocked punt (Lovell kick), 14:00. UC - Lovell, 23-yard field goal, 6:23. MAR - Josh Davis 14-yd pass from Hill (O'Connor kick), 5:17. MAR - Smith 32-yd interception return (O'Connor kick), 0:16

Second Quarter: UC - Celek 15-yd pass from Guidugli (Lovell kick), 4:31 UC - Jackson 8-yd pass from Guidugli (Lovell kick), 0:18

Fourth Quarter: UC - Lovell 19-yard field goal, 10:50. UC - Safety, Trent Cole blocked Marshall's punt recovered in the end zone, 9:42. UC - Lovell 35-yard field goal, 4:59.

Rushing: Marshall: Charles 7-9; Hill 5-4; Bradshaw 6 (-5); Gochneaur 2-(-10); Team 1-(-1). UC: R. Hall 23-62; Glatthaar 10-48; Benton 7-33; Guidugli 3-12; Daniels 1-10; Carpenter 1-3.

Passing: Marshall: Hill 30-14-1, 137, 1; Gochneaur 2-0-0, 0. UC: Guidugli 36-24-1, 231, 2; Carey 1-0-1, 0; Murray 1-0-0, 0; Team 1-0-0.

Receiving: Marshall: Davis 5-67, 1; Bates 4-27; Spann 2-2; Deitel 1-30; Fitzgerald 1-10; Bradshaw 1-1. Cincinnati: Thomas 9-102; R. Hall 5-38; E. Jackson 4-24, 1; Celek 2-37, 1; Murray 2-20; Daniels 1-8; Poland 1-2.

**2002 NEW ORLEANS BOWL**

North Texas 24, Cincinnati 19
Dec. 17, 2002 • New Orleans, La.

Kevin Galbreath rushed for 130 yards and a touchdown to earn MVP honors as North Texas defeated Cincinnati, 24-19.

After Cincinnati took an early 7-0 lead on a six-yard pass from Gino Guidugli to Tye Keith, North Texas ran off 24 straight points to build a 24-7 advantage.

Patrick Cobbs put the Mean Green ahead for good, 10-7, when he broke free for a 27-yard TD run with 10:53 left in the half. UNT extended the lead to 17-3 at the intermission when Jeremy Pearl returned a Guidugli interception 20 yards for a TD.

The Bearcats rallied as Jonathan Ruffin connected on field goals of 29 and 33 yards, the second allowing him to break his own school record with 13 straight field goals made. Franklin Callicott pulled UC to within 24-19 when he stripped Cobbs of the ball in the backfield and raced 43 yards for a touchdown with 5:15 left.

Cincinnati would not get the chance to come any closer as North Texas used a time-consuming ground game to key an 11-play drive to run out the clock.

DeMarco McCleskey rushed 23 times for 85 yards to set the UC season rushing record with 1,361 yards. Jon Olinger's four catches for 107 yards raising his season receiving total to 1,114 yards, allowed the senior to break Jim O'Brien's 34-year old record of 1,107 receiving yards.

Cincinnati	7	0	6	6	—	19
North Texas	3	14	7	0	—	24

First Quarter: UC - Keith 6-yd pass from Guidugli (Ruffin kick), 8:36. UNT - FG Bazaldua 30-yds. 0:58.

Second Quarter: UNT - Cobbs 27-yd run (Bazaldua kick), 10:53. UNT - Pearl 20-yd interception return (Bazaldua kick), 2:46.

Third Quarter: UNT - Galbreath 35-yd run (Bazaldua kick). UC - FG Ruffin 29-yds, 9:27; UC - FG Ruffin 33-yds, 5:02.

Fourth Quarter: UC - Callicott 43-yd fumble return (pass failed).

Rushing: UC: McCleskey 23-85; Hall 2-7; B. Vann 1-1; Guidugli 3-(-8). UNT: Galbreath 28-130, 1; Cobs 4-29, 1; Hickmon 3-22; Smith 5-8; Branch 2-4; Howard 1-(-1).

Passing: UC: Guidugli 34-19-5, 224, 1. UNT: Smith 22-9-1, 126, 0.

Receiving: UC: Olinger 4-107; Keith 4-44, 1; Hart 3-21; Hall 30-20; McCleskey 3-16; B. Vann 1-16; L. Vann 1-0. UNT: Howard 5-78; Branch 3-27; Marshall 1-21.



BOWL HISTORY

**2001 MOTOR CITY BOWL**

Toledo 23, Cincinnati 16

Dec. 29, 2001 • Pontiac, Mich.

Chester Taylor rushed for a bowl-record 190 yards, including a game-winning 24-yard touchdown with 3:23 left to lead Toledo to a 23-16 win over Cincinnati in the Motor City Bowl.

Cincinnati had a chance to tie the game in the closing moments but could not score following a first down at the 11 yard line.

Tavares Bolden was 14-for-28 for 135 yards and ran for 99 yards, which helped the Rockets set a Motor City Bowl-record with 322 yards rushing. Toledo held Cincinnati to just 13 yards on the ground, also a record in the five-year history of the bowl.

Taylor's 24-yard touchdown capped an 80-yard drive, which he sparked with three carries for 52 yards. The third-team all-America selection had a bowl-record 31 carries.

After Todd France gave Toledo a 3-0 lead on a 28-yard field goal with 9:24 left in the first quarter, the Bearcats ran off 13 straight points to take a 13-3 halftime lead. Jonathan Ruffin sandwiched field goals from 29 and 46 yards, the latter coming as time expired in the first half, around a 28-yard Gino Guidugli touchdown pass to Tim Walker.

Toledo pulled even after three quarters as France connected on a 42-yard field goal and Tavares Bolden scored on a 28-yard run with 1:44 left in the third. Both teams put together long drives on the first two possessions of the fourth quarter but settled for field goals.

Guidugli was 29-for-46 for 283 yards and a touchdown. Tye Keith caught a bowl-record nine passes for 63 yards.

Cincinnati	0	13	0	3	—	16
Toledo	3	0	10	10	—	23

First Quarter: TOL - FG France 28-yds, 9:24.

Second Quarter: CIN - FG Ruffin 29-yds, 9:05. CIN - Walker 28-yd pass from Guidugli (Ruffin kick), 2:43. CIN - FG Ruffin 46-yds, 0:00.

Third Quarter: TOL - FG France 42-yds, 11:33. TOL - Bolden 28-yd run (France kick), 1:44.

Fourth Quarter: TOL -FG France 30-yds, 9:42. CIN - FG Ruffin 25-yds, 6:26. TOL -Taylor 24-yd run (France kick), 3:23.

Rushing: UC: McCleskey 11-18; Jackson 7-9; Guidugli 2-(-14). UT: Taylor 31-190, 1; Bolden 7-99, 1; McCray 12-36; Team 1-(-3).

Passing: UC: Guidugli 46-29-0, 283, 1. UT: Bolden 28-14-1, 135, 0.

Receiving: UC: Keith 9-63; Vann 8-78; Olinger 3-47; Jackson 3-38; McCleskey 2-18; Wize 2-7; Walker 1-28, 1; Holly 1-4. UT: Ford 5-73; McCray 3-14; Johnson 2-23; Greene 2-13; Holmes 1-15; Clarke 1-(-3).

**2000 MOTOR CITY BOWL**

Marshall 25, Cincinnati 14

Dec. 27, 2000 • New Orleans, La.

Byron Leftwich threw for one touchdown and rushed for another to help Marshall rally for 16 second-half points to defeat Cincinnati, 25-14, in the Motor City Bowl.

Cincinnati used a pair of DeMarco McCleskey touchdown runs to build a 14-9 halftime lead.

Marshall jumped on top, 7-0, when Leftwich connected with Darius Watts on a 77-yd catch and run. UC came right back, driving 67 yards in nine plays, culminating with McCleskey leaping over the pile to score from two yards out with 8:28 left to tie the game.

The Thundering Herd regained the lead with 2:35 left in the first quarter when Michael Owens tackled running back Ray Jackson in the endzone for a safety.

Antwan Peek recovered a Leftwich fumble at the Marshall 21 to set up McCleskey's second score, a two-yard run with 1:44 left in the half.

Marshall scored a pair of third quarter touchdowns, a one-yard run by Leftwich on its opening drive, and a Frank Wallace four-yard run with 7:24 left.

The Cincinnati offense, which ran up 181 yards of total offense in the first half, struggled after intermission, failing to score on any of its six possessions.

Leftwich paced the Thundering Herd, completing 17-of-30 passes for 221 yards while UC's Deontey Kenner connected on 19-of-39 passes for 189 yards and a pair of interceptions.

Cincinnati	7	7	0	0	—	14
Marshall	9	0	13	3	—	25

First Quarter: MAR - Watts 77-yd pass from Leftwich (Jenkins kick), 12:48. CIN- McCleskey 2-yd run (Ruffin kick), 8:28. MAR- Safety, running back tackled in endzone, 2:35.

Second Quarter: CIN - McCleskey 2-yd run (Ruffin kick), 10:44.

Third Quarter: MAR- Leftwich 1-yd run (Leftwich Pass failed), 12:01. MAR- Wallace 4-yd run (Jenkins kick), 7:24.

Fourth Quarter: MAR - FG Jenkins 25-yds, 0:43.

Rushing: UC: McCleskey 20-72, 2; Jackson 14-61; Garden 1-8; Vann 1-6; Team 1-(-24); Kenner 5-(-27). MU: Wallace 20-78,1; Leftwich 9-21, 1; Carey 1-2.

Passing: UC: Kenner 39-19-2, 189, 0. MU: Leftwich 30-17-1, 221, 1.

Receiving: UC: Collins-Baker 4-55; Vann 3-42; Chatman 3-42; Keith 3-20; Drewery 2-15; Deatherage 2-13; Jackson 2-2. MU: Foye 5-26; Wallace 4-26; Watts 3-90, 1; Poole 3-65; Washington 2-14.

**1997 HUMANITARIAN BOWL**

Cincinnati 35, Utah State 19

Dec. 21, 1997 • Boise, Idaho

Chad Plummer threw for a touchdown and ran for another score and Cornelius Bonner caught two touchdown passes as Cincinnati defeated Utah State, 35-19, in the inaugural Humanitarian Bowl.

Deontey Kenner, who rotated at quarterback with Plummer, completed 10-of-16 passes for 124 yards and one touchdown for Cincinnati, which had not played in the postseason since the 1951 Sun Bowl.

Plummer, voted the game's Most Valuable Player, completed 5-of-10 passes for 61 yards while rushing 15 times for 53 yards.

Bonner, who had 48 yards on four receptions, caught touchdown passes of 14-yards each from Plummer and Kenner as the Bearcats raced to a 21-0 halftime lead.

The Bearcats held a 265-76 advantage in rushing yards while holding the ball for more than 42 minutes.

Utah State's Steve Smith turned a five-yard pass from Matt Sauk into a spectacular 75-yard touchdown as he broke tackles and outran the secondary.

Melvin Blue's three-yard TD run capped an 80-yard drive in just 1:54, but the Aggies missed the extra point and trailed 35-13 with 29 seconds left in the third quarter.

Cincinnati	7	14	14	0	—	35
Utah State	0	0	13	6	—	19

First Quarter: CIN- Bonner 14-yd pass from Plummer (Judge kick), 4:03

Second Quarter: CIN- Bonner 14-yd pass from Kenner (Judge kick), 14:12. CIN- L. Smith 1-yd run (Judge kick), 8:30.

Third Quarter: CIN - Plummer 15-yd run (Judge kick), 8:39. USU - Smith 75-yd pass from Sauk (Bohn kick), 7:31. CIN- O. Smith 7-yd run (Judge kick), 2:28. USU - Blue 3-yd run (kick failed), 0:29.

Fourth Quarter: USU- Passey 10-yd fumble return (Pass failed), 14:18.

Rushing: UC: O. Smith 15-78, 1; Plummer 15-53, 1; Cooper 17-47; L. Smith 7-32, 1; Royal 9-24; Isom 1-1; Team 1-(-10). USU: Brown 12-56; Smith 2-11; Blue 2-6, 1; Sauk 4-(-10).

Passing: UC: Kenner 16-10-0, 124, 1; Plummer 9-5-0, 62, 1. USU: Sauk 30-12-3, 253, 1.

Receiving: UC: Bonner 4-48, 2; Collins-Baker 4-36; Plummer 4-64; Monroe 2-26; Royal 1-12. USU: Smith 4-136; Jenkins 4-80; Brown 3-29; Damuni 1-8.



**1951 SUN BOWL**

West Texas A&M 14, Cincinnati 13
Jan. 1, 1951 • El Paso, Texas

A missed extra point in the second quarter proved to be the difference as West Texas A&M edged Cincinnati, 14-13, in the 16th annual Sun Bowl.

The Buffaloes took a 7-0 lead three minutes into the second quarter. Bill Cross capped off a 57-yard drive with a three-yard touchdown run.

Cincinnati used the passing game to come back. On a 68-yard scoring drive, quarterback Gene Rossi completed a 36-yard pass to Joe Benzinger and short passes to Dick Jarvis and Dan McKeever. When Dan McKeever was injured on a running play, he was replaced by his brother, Tom, who carried three straight plays, the last a three-yard touchdown.

Jim Kelly's extra-point attempt went wide right and proved to be important as the game progressed.

Cincinnati claimed its first lead, 13-7, when Rossi threw a 17-yard touchdown pass to Bob Stratton and Bill Shalonsky added the extra point.

West Texas A&M used a trick play on a fake punt to score the game-winning touchdown. Faced with a fourth and long, punter Frank Wise moved under center, took the snap and lateraled to the right to quarterback Gene Mayfield. Mayfield completed a pass to Cross at the UC 40 and Cross broke several tackles to finish the 62-yard touchdown pass. Roy Lee Dunn added the extra point to give West Texas A&M a 14-13 lead.

Cincinnati could not take advantage of its best scoring chance in the fourth when Shalonsky's 35-yard field goal attempt went wide right.

West Texas A&M drove 79-yards to the UC one but the Bearcat defense held on a fourth down play. With time running out, the Bearcats moved to the Buffaloes' 27 on a long pass to Kelly, but the game ended when Rossi was sacked on successive plays.

Cincinnati	0	6	7	0	—	13
West Texas A&M	0	7	7	0	—	14

Second Quarter: WT- Bill Cross 4-yard run (Roy Lee Dunn Kick). UC- Tom McKeever 3-yard run (kick failed).

Third Quarter: UC- Bob Stratton 17-yard pass from Gene Rossi (Bill Shalonsky kick). WT- Cross 62-yard pass from Gene Mayfield (Dunn kick).

Rushing: UC: Stratton 8-59; T. McKeever 9-40, 1; D. McKeever 4-20; Anthony 4-14; Delaney 3-10; Rossi 9-(-37). WT: Wright 23-135; Cross 15-53; Mayfield 10-40; Wise 2-(-10).

Passing: UC: Rossi 29-14-3, 170, 1; Delaney 1-0-0, 0, 0. WT: Mayfield 14-5-3, 103, 1; Wise 1-1-0, 20, 0.

Receiving: UC: Kelly 5-89; Benzinger 1-34; Jarvis 3-21; Stratton 2-18, 1; Staub 1-9; D. McKeever 1-2, Anthony 1-(-3).

**1949 GLASS BOWL**

Cincinnati 33, Toledo 13
Dec. 3, 1949 • Toledo, Ohio

Cincinnati used a strong defense and solid play on special teams to dominate Toledo, 33-13, in the fifth annual Glass Bowl.

After a scoreless first quarter the Bearcats recorded a safety when Jack Tracy trapped Rocket back Emerson Cole in the end zone. Following a Toledo fumble, UC's Bob Stratton scored the first of his two touchdowns on a 10-yard run. He later added a 29-yard TD early in the third quarter.

Gene Gibson showed his open-field running skills with a pair of touchdowns. He returned a punt 76-yards in the third quarter to give the Bearcats a 27-6 lead. On the next possession, Don Jansen intercepted a Toledo pass and pitched it to Gibson who returned it 80 yards for the score.

UC outgained Toledo, 330-286 on offense, but owned a lopsided advantage on special teams. The Bearcats returned punts, kickoffs and interceptions for 258 yards while the Rockets managed only 97 return yards.

Cincinnati	0	15	18	0	—	33
Toledo	0	6	0	7	—	13

Second Quarter: CIN - Safety, Jack Tracy tackled Emerson Cole in the end zone. CIN- Bob Stratton 10-yard run (George Schuster kick). CIN- Joe Hauk 21-yard pass from Tom O'Malley (kick failed). TOL- Cole 8-yard run (Don Martin kick failed).

Third Quarter: CIN- Stratton 29-yard run (kick failed). CIN - Gene Gibson 76-yard punt return (kick failed). CIN- Gibson 80-yard return of Don Jansen interception (kick failed).

Fourth Quarter: TOL- George Miley 2-yard run (Martin kick)

Rushing: UC: Bellamah 16-78; Benzinger 10-62; Stratton 6-51, 2; Sweeney 1-12; Brill 1-5; O'Malley 3-(-11). UT: Cole 17-76; Han 7-62; Miley 13-53; Pete 1-6; Hays 3-1; Johnson 5-(-11).

Passing: UC: O'Malley 20-7-1, 133, 1; Gibson 1-0-0, 0, 0. UT: Johnson 11-3-1, 38, 0; Pete 3-2-1, 51, 0; Miley 1-1-0, 10, 0.

Receiving: UC: Kelly 3-53; Staub 2-48; Hauk 1-21, 1; Stratton 1-11. UT: Han 4-79; Laude 1-17; Hays 1-3.

**1947 SUN BOWL**

Cincinnati 18, Virginia Tech 6
Jan. 1, 1947 • El Paso, Texas

The Bearcats played in their first-ever bowl game in school history, earning an 18-6 victory over Virginia Tech in the 12th annual Sun Bowl.

Both teams struggled offensively in the first half, due largely in part to the three inches of snow that fell in El Paso the day before the game.

The Bearcat offense dominated play in the second half. UC outrushed the Gobblers, 369 to 34 for the game, scoring all three touchdowns on the ground.

After a scoreless first half, Cincinnati took the second half kickoff and drove 75 yards for the game's first score, a 13-yard run by sophomore Harold Johnson. After holding Virginia Tech to just three plays on offense in the next possession, the Bearcats regained possession and drove 52 yards for the second score, taking a 12-0 lead on junior fullback Hugo Sabato's one-yard run.

Virginia Tech cut the lead to 12-6 early in the fourth quarter when Ralph Beard capped off a 55-yard drive with a three-yard touchdown run.

Johnson emerged as the defensive leader for the Bearcats, intercepting a pass in the end zone late in the third quarter to stop a potential game-tying drive.

With time running out, Tech drove into Cincinnati territory, before Johnson made his second interception, returning it deep into Gobbler territory. Three plays later, Don McMillan scored on a quarterback sneak from three yards to provide the final margin.

Cincinnati finished the season with a 9-2 record, including wins over defending Big Nine champions Indiana and Michigan State.

Cincinnati	0	0	12	6	—	18
Virginia Tech	0	0	0	6	—	6

Third Quarter: CIN- Harold Johnson 13-yard run (kick failed). CIN - Hugo Sabato 1-yard run (kick failed).

Fourth Quarter: VT- Ralph Beard 3-yard run (kick failed). CIN- Don McMillan 3-yard run (kick failed)



BOWL HISTORY**SCORING***Points*

12	Bob Stratton.....	1949
12	Gene Gibson	1949
12	Cornelius Bonner.....	1997
12	DeMarco McCleskey	2000
12	Kevin Lovell	2004
12	Dominick Goodman (PJB)	2007
12	Dominick Goodman (INT)	2007

Touchdowns

2	Bob Stratton.....	1949
2	Gene Gibson	1949
2	Cornelius Bonner.....	1997
2	DeMarco McCleskey	2000
2	Dominick Goodman (PJB)	2007
2	Dominick Goodman (INT)	2007

Points (Career)

24	Dominick Goodman	2005-09
----	------------------------	---------

TDs (Career)

4	Dominick Goodman	2005-09
---	------------------------	---------

Kick Points

12	Tony Miliano	2012
12	Kevin Lovell	2004

Kick Points (Career)

21	Kevin Lovell	2004-07
----	--------------------	---------

Extra Points Made

6	Tony Miliano	2012
---	--------------------	------

Extra Points Att.

6	Tony Miliano	2012
---	--------------------	------

Field Goals Made

3	Jonathan Ruffin	2001
3	Kevin Lovell	2004

Field Goals Attempted

3	Jonathan Ruffin	2001
3	Kevin Lovell	2004
3	Tony Miliano	2011

Field Goals Made (Career)

5	Jonathan Ruffin	2000-02
5	Kevin Lovell	2004-07

Field Goals Attempted (Career)

5	Jonathan Ruffin	2000-02
5	Kevin Lovell	2004-07
5	Tony Miliano	2011-12

RUSHING*Rushing Attempts*


28	Isaiah Pead.....	2011
----	------------------	------

Rushing Yards

149	Isaiah Pead.....	2011
-----	------------------	------

Rushing Touchdowns

2	Bob Stratton.....	1949
2	DeMarco McCleskey	2000

*Longest Rush*

69	George Winn.....	2011
----	------------------	------

Rushing Attempts (Career)

54	DeMarco McCleskey	2000-02
----	-------------------------	---------

Rushing Yards (Career)

207	Isaiah Pead.....	2011
-----	------------------	------

Rushing Touchdowns (Career)

3	Bob Stratton.....	1949-51
---	-------------------	---------

PASSING*Passing Attempts*

52	Ben Mauk (PJB).....	2007
----	---------------------	------

Passing Completions

30	Ben Mauk (PJB).....	2007
----	---------------------	------

Passing Yards

334	Ben Mauk (PJB).....	2007
-----	---------------------	------

Passing Touchdowns

4	Ben Mauk (PJB).....	2007
4	Brendon Kay.....	2012

Passing Interceptions

5	Gino Guidugli.....	2002
---	--------------------	------

Longest Pass

83	Brendon Kay to Travis Kelce.....	2012
----	----------------------------------	------

Passing Attempts (Career)

116	Gino Guidugli.....	2001-02-04
-----	--------------------	------------

Passing Completions (Career)

72	Gino Guidugli.....	2001-02-04
----	--------------------	------------

Passing Yards (Career)

738	Gino Guidugli.....	2001-02-04
-----	--------------------	------------

TOTAL OFFENSE*Most Plays*

64	Ben Mauk	2007
----	----------------	------

Most Yards

375	Ben Mauk	2007
-----	----------------	------

Plays (Career)

124	Gino Guidugli.....	2001-02-04
-----	--------------------	------------

Yards (Career)

728	Gino Guidugli.....	2001-02-04
-----	--------------------	------------

RECEIVING*Receptions*

9	Tye Keith	2001
9	Hannibal Thomas.....	2004

Receiving Yards

158	Mardy Gilyard	2009
-----	---------------------	------

Receiving Touchdowns

2	Cornelius Bonner.....	1997
2	Dominick Goodman (PJB)	2007
2	Dominick Goodman (INT)	2007

Receptions (Career)

20	Dominick Goodman	2005-09
----	------------------------	---------

Receiving Yards (Career)

255	Dominick Goodman	2005-09
-----	------------------------	---------

ALL-PURPOSE YARDS*Most All-Purpose Yards (Career)*

572	Mardy Gilyard	2007-10
-----	---------------------	---------

Most All-Purpose Yards

255	Mardy Gilyard	2009
(158 receiving, 97 kickoff return)		

PUNT RETURNS*Most Returns*

4 Tinker Keck1997

Punt Return Yards

147 Gene Gibson1949

Punt Return Best Average (minimum 3 returns)

49.0 Gene Gibson1949

KICKOFF RETURNS*Most Returns*

8 Mardy Gilyard 2010

Return Yards

207 Mardy Gilyard 2010

Kickoff Returns Best Average

25.9 Mardy Gilyard 2010

Longest Kickoff Return

90 Ralph David Abernathy IV (90 Yds) 2011

Kickoff Return For A Touchdown

1 Ralph David Abernathy IV (90 Yds) 2011

PUNTING*Punts*

7 Adam Wulfeck 2001

7 Pat O'Donnell 2011

Punting Yards

344 Adam Wulfeck 2001

Punting Average

50.5 Kevin Huber 2007

Long Punt

61 Pat O'Donnell 2011

Most Punts (Career)

12 Adam Wulfeck2000-01

Most Punting Yards (Career)

493 Adam Wulfeck 2000-01

Punting Average (Career)

41.1 Adam Wulfeck2000-01

DEFENSE*Total Tackles*

15 Greg Blair2012

Solo Tackles

10 Terrill Byrd2009

Assisted Tackles

9 Doug Monaghan 2001

9 Jason Hunt 2001

9 Greg Blair2012

Tackles For Loss

4 Terrill Byrd2009

*Tackles For Loss Yardage*

20 Derrick Ransom1997

Quarterback Sacks

2 Alex Daniels 2010

2 Terrill Byrd 2007 (PJB)

Quarterback Sack Yardage

13 Derrick Ransom1997

Interceptions

3 DeAngelo Smith 2007 (PJB)

Interception Return Yards

88 Gene Gibson1949

Longest Interception Return

80 Gene Gibson1949

Interception Touchdowns

1 Nick Temple

1 Gene Gibson1949

1 John Bowie 2007 (INT)

Passes Defended

6 Brad Jackson1997

Fumble Recoveries

1 eight times

Fumbles Forced

2 Franklin Callicott2002

TEAM RECORDS*Total Offense*

Most Plays90 in 1997

Most Yards 554 in 2012

Fewest Plays 53 in 2012

Fewest Yards276 in 1951

First Downs, Total 24 in 2000 and 2004

First Downs, Rushing 13 in 2011

First Downs, Passing 16 in 2007 (PJB)

First Downs, Penalty 4 in 2000

Rushing

Most Attempts 65 in 1997

Most Yards369 in 1947

Most Touchdowns 3 in 1947 & 1997

Fewest Attempts20 in 2001

Fewest Yards13 in 2001

Fewest Touchdowns 0 in 2001, 2002, 2007, 2009

Passing

Most Attempts52 in 2007 (PJB)

Most Completions 30 in 2007 (PJB)

Most Yards 334 in 2007 (PJB)

Most Touchdowns 4 in 2007 (PJB); 4 in 2012

Most Interceptions5 in 2002

Fewest Attempts18 in 1947

Fewest Completions 5 in 1947

Fewest Yards 80 in 2011

Fewest Interceptions 0 in 1997, 2000, 2010 & 2012

Miscellaneous

Most Points 48 in 2012

Least Points 7 in 2009

Touchdowns 5 in 1949, 1997 & 2012

Most Fumbles 4 in 1949

Most Fumbles Lost 4 in 1949

Most Penalties 11 in 2000

Most Penalty Yards 100 in 1947

Most Interceptions 3 (four times, last in 2007) (PJB)

Most Int. Return Yards89 in 1949

Time of Possession 42:17 in 1997

Third Down Conv. 636 (14-of-22) in 1997

Fourth Down Conv. 667 (2-of-3) in 2004

Bowl Attendance 73,602 in 2009


PJB - Papajohn's.com Bowl; INT - International Bowl.




One great program deserves another.




NIPPERT STADIUM RENOVATION & EXPANSION PROJECT



CLUB LOUNGE



CLUB ENTRY
















FOUNDERS SUITES

SOUTH CLUB

OPENING FALL 2015



2013 SCHEDULE/RESULTS

	AUG. 31	PURDUE ► CINCINNATI, OHIO	W, 42-7
	SEPT. 7	AT ILLINOIS ► CHAMPAIGN, ILL.	L, 45-17
	SEPT. 14	NORTHWESTERN STATE ► CINCINNATI, OHIO	W, 66-9
	SEPT. 21	MIAMI (OHIO) ► OXFORD, OHIO	W, 14-0
	OCT. 5	AT USF * ► TAMPA, FLA.	L, 26-20
	OCT. 11	TEMPLE * ► CINCINNATI, OHIO	W, 38-20
	OCT. 19	UCONN * ► CINCINNATI, OHIO	W, 41-16
	OCT. 30	AT MEMPHIS * ► MEMPHIS, TENN.	W, 34-21
	NOV. 9	SMU * ► CINCINNATI, OHIO	W, 28-25
	NOV. 16	AT RUTGERS * ► PISCATAWAY, N.J.	W, 52-17
	NOV. 23	AT HOUSTON * ► HOUSTON, TEXAS	W, 24-17
	DEC. 5	LOUISVILLE * ► CINCINNATI, OHIO	L, 31-24 (OT)
	DEC. 28	VS. NORTH CAROLINA ^ ► CHARLOTTE, N.C.	3:20 P.M.

*American Athletic Conference game; ^ - Belk Bowl; All times eastern.

WWW.GOBEARCATS.COM