



PAUL HUBER
JUNIOR

SCOT SAPP
SENIOR

AUSTIN SQUIRES
JUNIOR

DAVIS BAXTER
SENIOR



2017-18 UNIVERSITY OF CINCINNATI MEN'S GOLF

QUICK FACTS, TABLE OF CONTENTS & MEDIA INFORMATION

QUICK FACTS
General

Location	Cincinnati, OH 45221
Enrollment	44,783
Nickname	Bearcats
Colors	Red & Black
Conference	American Athletic Conference
Founded	1819
Affiliation	NCAA Division I
President	Neville Pinto
Director of Athletics	Mike Bohn
Faculty Representative	Dr. David M. Szymanski

Coaching Staff

Head Coach/Director of Golf	Doug Martin
Alma Mater	Oklahoma, '89
Years at UC	Ninth as head coach/12th overall
Assistant Coach	Jonathan Ehlen
Alma Mater	Northern Kentucky, '07
Year at UC	Third

Credits

The 2017-18 Cincinnati men's golf media guide was published by the University of Cincinnati Athletics Department, Mike Bohn Director of Athletics.

Editor: Andre Foushee

Editorial Assistance: Ryan Koslen, Alex Ryan, Mollie Radzinski and Drew Weber.

Cover Design: Brad Howard

Special thanks to UC Creative Services for images throughout the season.

TABLE OF CONTENTS

The University of Cincinnati	4
The City of Cincinnati	5
Academic Excellence	6
Community Service	7
Strength & Conditioning / Under Armour	8
Sports Medicine	9
Coldstream Country Club / Golf Simulator	10
President Neville Pinto	11
Director of Athletics Mike Bohn	12
MEET THE BEARCATS	
Head Coach Doug Martin	14
Assistant Coach Jonathan Ehlen	15
2017-18 Men's Golf Roster & Schedule	16
2017-18 Season Preview	17
PLAYERS	
Davis Baxter	18
Jake Fox	19
Paul Huber	20
Scot Sapp	21
Austin Squires	22
Clay Amlung	23
Mason Lenhart	23
Andy Mayhew	23
Nicolas Osterburg	23
Tommy Sullinger	23
RECORDS & RESULTS	
2016-17 Results	25
All-Time Results	26-28
All-Time Records	29-33

MEDIA INFORMATION
Athletic Communications Staff

Ryan Koslen	ryan.koslen@uc.edu
Associate AD	FB, LAX
Andre Foushee	andre.foushee@uc.edu
Assistant AD	MBB, MGOLF
Alex Ryan	alex.ryan@uc.edu
Director	WSOC, CC/TF, MBB (2nd)
Mollie Radzinski	mollie.radzinski@uc.edu
Director	VB, BASE, SWIM/DIVE
Drew Weber	andrew.weber@uc.edu
Assistant Director	MSOC, WBB, WGOLF
Carl Schmid	carl.schmid@uc.edu
Director	Digital Media/WTEN

Athletic Communications Office: (513) 556-5191

Mailing/Overnight Address:

Richard E. Lindner Center, Ste. 860
 2751 O'Varsity Way
 University of Cincinnati
 Cincinnati, OH 45221-0021

On the Web

Information on all University of Cincinnati athletic teams is available at www.GoBEARCATS.com. To receive the UC updates via email, please send a request to Andre Foushee (andre.foushee@uc.edu). Information on the American Athletic Conference and all member institutions is also available through the league's web site at www.TheAmerican.org.

#Bearcats

When tweeting and engaging others on social media networks about UC or the Bearcats, please use #Bearcats.

Get Connected


GoBearcats.com




@GoBearcats and @GoBearcatsMGOLF



GoBearcats

THE UNIVERSITY OF CINCINNATI



ABOUT UC

We've got a lot to share. The University of Cincinnati offers students a balance of educational excellence and real-world experience. UC is a public research university with an enrollment of more than 44,000 students and has been named "Among the top tier of the Best National Universities," according to U.S. News & World Report.

Today, more than a quarter-million living alumni count themselves as Bearcats — united not just by their loyalty to our nationally known sports teams, but by their common love of the place, the people and the ideas that make up the University of Cincinnati.

THE PLACE

Of course, nothing beats walking our campus and seeing it for yourself. Come and see why Forbes Magazine says UC is among the world's most beautiful campuses. Schedule a visit, and we think you'll agree with the New York Times that UC has the "most ambitious campus-design program in the country."

THE PEOPLE

UC is so much more than inspiring architecture and a stunning campus. We are a premier academic institution and a public research powerhouse where more than 44,000 undergraduate and graduate students are empowered daily to challenge and change the world through some serious real-world learning opportunities.

THE IMPACT

As the largest employer in the region, UC's economic impact is \$4 billion. But it's our connection to the community that truly makes a difference. From medical students volunteering their time in local clinics to undergrads participating in service learning to faculty and staff working side by side as part of UC Serves, we are everything but an ivory tower.

THE IDEAS

Founded in 1819, our urban university has inspired countless transformative ideas. Over the years, UC people have defeated polio, invented Benadryl and even dreamed up the very idea of cooperative education. And it is that sort of innovation that drives hundreds of programs here, dozens of which are ranked in the Top 50 by U.S. News and World Report.

WE CALL IT HOME

Our home is an enormous part of our identity at the University of Cincinnati. As Bearcats, we live and learn on a campus that's internationally distinguished in terms of its stunning architecture and design. Our urban campus is interwoven into a thriving city full of career opportunities, cultural diversity and memorable experiences. More than anything though, it is our people that make it home.

OUR CAMPUS

We love talking about our inspiring campus, but don't only take our word for it. Forbes Magazine says UC is among the world's most beautiful campuses. We think you'll agree with the New York Times that says UC has the "most ambitious campus-design program in the country."

Our built environment and our buildings may be internationally known, particularly those designed by some of the world's top architects. The real beauty of the campus, however, extends well beyond impressive buildings with big-name designers.

The diverse academic settings, the cutting edge labs, the open green spaces and paved pathways all have been designed intentionally to both arouse intellectual curiosity and prompt a healthy social culture. People thrive on our campus because it is a place where they can learn, problem-solve, collaborate with one another or simply have meaningful and memorable college experiences.

DIVERSE STUDENT BODY

The University of Cincinnati is made up of a large and diverse community where tens of thousands of students, faculty and staff from all across the globe come together each day to learn and live with one another. This is a premier academic institution and a public research powerhouse, yet it is the people who make it so.

We have more than 44,000 undergraduate and graduate students across multiple campuses, and our faculty and staff are here to empower them to challenge and change the world.

Experiential learning drives us here. From co-ops nearby to service learning overseas, we tend to learn by doing, and our students and faculty tote that real-world knowledge back onto campus where it informs our classrooms. It's absolutely part of who we are.

ADMISSIONS




Go beyond your "must-have" list. And get out your "it-would-be-great-if-it-had" list.

Because it's all here.

A fabulous campus, classrooms without boundaries and unlimited opportunity. It's everything to make your college experience unmatched. The University of Cincinnati continues to gain national and international recognition for outstanding academic programs, world-class faculty and successful co-op partnerships around the globe.

But don't just take our word for it. Schedule a visit, and see our beautiful campus for yourself.

THE CITY OF CINCINNATI



OUR CITY

Amidst the gently rolling hills along the Ohio River, Cincinnati spreads from the southwestern corner of Ohio into Northern Kentucky and southeastern Indiana.

Whether you are looking for professional opportunities, creative inspiration or just a great place to make memories with friends, you are in for something special in Cincinnati. It is a city in the midst of an exciting urban revival and a place known for its love of the arts, passion for sports and for its seriously impressive local food.

As the center of culture and commerce for a region of more than 2 million people, the Queen City is an important hub of the Midwest. The area is home to nine Fortune 500 companies and lays claim to one of the most vibrant startup ecosystems in the nation. People here experience big-city amenities — professional sports teams, major museums, pristine parks and cultural attractions — while enjoying a small-town friendliness and a collaborative vibe.

Our city is diverse, our heritage is largely German and our landscape is covered by hills — many of which offer a beautiful view of the scenic Ohio River. In recent years, Cincinnati has experienced an impressive renaissance of its urban core — from The Banks entertainment district and the downtown business corridor to the trendy Over-the-Rhine and Uptown neighborhoods near campus.

GETTING METROPOLITAN

The metropolitan Cincinnati population is 2.1 million. The metro area consists of Hamilton, Clermont and Warren Counties in Ohio; Boone, Campbell and Kenton Counties in Kentucky; and Dearborn County, Indiana. The city's population is about 356,000 and covers an area of 77.2 square miles.

CINCINNATI FORTUNE 500s

Cincinnati added another company to the Fortune 500 list this year, bringing the Queen City's total to 10 on the annual ranking of the largest public companies in the U.S. with another four in the top 1000.

Cincinnati USA employs more than 60,000 marketing, brand management, design, research, advertising and data-analytics professionals, making it an increasingly attractive region for diverse and millennial talent.

- » Kroger Company
- » Procter & Gamble
- » Macy's Inc.
- » Ashland
- » Fifth Third Bancorp
- » Omnicare
- » AK Steel
- » Western & Southern Financial
- » General Cable Corporation
- » American Financial Group

CINCINNATI ACCOLADES

- » Lonely Planet recently named Cincinnati No. 3 on their list of top 10 U.S. Travel Destinations.
- » One of the best places to live in the United States, according to a 2014 ranking from Livability.com.
- » Named one of six small cities with big food scenes by USA Today in 2014.
- » Named the Best Walking City in Ohio and ranked 20th in the nation, according to Prevention magazine and the American Podiatric Medical Association.
- » Esquire magazine ranks Cincinnati as seventh on its top 10 list of "Cities that Rock". Cities were chosen based on the talent in their music scenes, venues and record stores.
- » In 2012, Cincinnati took the title of "Most Social City" in the world for Mashable.com's Social Media Day.
- » USA Today listed Cincinnati as one of the "10 great beer festivals" in the summer, Oktoberfest-Zinzinnati is recognized as the world's second-largest authentic Oktoberfest.
- » In June 2012, AmericanStyle magazine ranked Cincinnati No. 9 among its list of 25 Midsize Cities for Art.
- » Ranked one of the nation's 10 smartest cities in a 2013 Movoto blog list.
- » Ranked one of the nation's 10 greenest cities in 2014 by NerdWallet Finance.

SUPPORT SERVICES

ACADEMIC EXCELLENCE

FALL 2016 IN REVIEW

3.20 // Department GPA

15 // Teams with 3.0 GPA or better

17 // Straight Semesters 3.0

37 // TopCats (4.0 GPA)

199 // Dean's List (3.4 GPA)

307 // Bearcat Honor Roll (3.0 GPA)

Fall 2016 TopCats: Zach Bycznski (FB), Chris Murphy (FB), Ryan Stout (FB), Eric Wilson (FB), Austin Squires (MGOLF), Alyssa Burritt (WGOLF), Emma Wachtel (WGOLF), Elaina Enich (Lacrosse), Hannah Hinsch (Lacrosse), Julianna Radzinski (Lacrosse), Holyn Alf (WSOC), Jordan Cotleur (WSOC), Emma Dwenger (WSOC), Vanessa Gilles (WSOC), Libby Greenwell (WSOC), Rachel Holloway (WSOC), Tiffany Huber (WSOC), Kellee O'Shaughnessy (WSOC), Kaleigh Piscioneri (WSOC), Natalie Smith (WSOC), Chris Bready (SWIM), Din Selmanovic (SWIM), Andrea Bartel (SWIM), Sara Wanasek (SWIM), Samantha Wheatley (SWIM), Anna Philp (Tennis), Sergio Acera (TF), James Toner (TF), Adrian Valles (TF), Ben Wollenslegel (TF), Nicole Breeden (TF), Juliana Madzia (TF), Grace O'Donnell (TF), Tessa Ward (TF), Lindsey Dinkelacker (VB), Ciara Hill (VB), Abby Williams (VB).

SPRING 2017 IN REVIEW

3.253 // Department GPA

15 // Teams with 3.0 GPA or better

18 // Straight Semesters 3.0

30 // TopCats (4.0 GPA)

190 // Dean's List (3.4 GPA)

285 // Bearcat Honor Roll (3.0 GPA)

Spring 2017 TopCats: Connor McVey (BASE), Deyshawn Bond (FB), Grant Coleman (FB), Jonathan Vincent (FB), Emerson Baxter (MGOLF), Chad Howard (MGOLF), Scot Sapp (MGOLF), Valentina Herrera (WGOLF), Anika Hitt (WGOLF), Emma Wachtel (WGOLF), Elaina Enich (Lacrosse), Holyn Alf (WSOC), Jaycie Brown (WSOC), Jordan Cotleur (WSOC), Emma Dwenger (WSOC), Vanessa Gilles (WSOC), Libby Greenwell (WSOC), Rachel Holloway (WSOC), Madison Less (WSOC), Kaleigh Piscioneri (WSOC), John Mataxas (SWIM), Sydney King (SWIM), Caroline Sheehan (SWIM), Sara Wanasek (SWIM), Anna Philp (Tennis), Sergio Acera (TF), Nathan Alexander (TF), Macklin Tudor (TF), Nicole Breeden (TF), Juliana Madzia (TF).



ACADEMIC NOTES

- » 2016-17 was another successful year for Bearcats Student-Athletes in and out of the classroom. The academic year was capped off with a record breaking 3.253 departmental GPA and 71 percent of student-athletes earning a 3.0 GPA or higher during the spring.
- » For 18 straight grading periods beginning in 2010 and in 24 of the last 25 grading periods our student-athletes have earned a cumulative GPA above a 3.0.
- » 15 of 17 teams posted a 3.0 GPA or higher in both the fall 2016 semester and the spring 2017 semester.
- » Seven teams posted record breaking semester GPAs during the 2016-2017 academic year. In the fall, men's cross country (3.604), men's golf (3.366) men's soccer (3.195), women's golf (3.803) and women's soccer (3.729) achieved program high marks. In the spring, both the men's golf (3.603) and women's golf (3.822) squads broke GPA records set in fall. Both track and field squads (men: 3.336; women: 3.518) also set new GPA records in the spring.
- » A total of 51 student-athletes achieved a 4.0 during the 2016-2017 academic year, a record 14 of which achieved a 4.0 for the year: Emma Wachtel (WGOLF), Elaina Enich (Lacrosse), Holyn Alf (WSOC), Jordan Cotleur (WSOC), Emma Dwenger (WSOC), Vanessa Gilles (WSOC), Libby Greenwell (WSOC), Rachel Holloway (WSOC), Kaleigh Piscioneri (WSOC), Sara Wanasek (SWIM), Anna Philp (Tennis), Sergio Acera (TF), Nicole Breeden (TF), Juliana Madzia (TF).
- » Juliana Madzia (WCC/TK) and Deyshawn Boyd (FB) were awarded the highest academic honor winning the Nancy Hamant Scholar-Athlete Award.
- » Lauren Bellinger (WTE) was named as the Jean Stephens Memorial Award winner.
- » Pedro Diaz (MSOC) received the prestigious Jimmy Nippert Award.
- » Juliana Madzia (WCC/TK) received the prestigious Helen Norman Smith Award.

2016-17 GRADUATES

Baseball: Zach Isler, Connor McVey, R.J. Thompson, Andrew Zellner.

Men's Basketball: Troy Caupain, Kevin Johnson, Zack Tobler.

Women's Basketball: Brandey Tarver, Jasmine Whitfield.

Football: Hakeem Allonce, Chad Banschbach, Mark Barr, Connor Barwin, Deyshawn Bond, Chris Burton, Kendall Calhoun, Grant Coleman, Korey Cunningham, Zach Edwards, Andrew Gantz, Sam Geraci, Tion Green, Carter Jacobs, Bryce Jenkinson, Avery Johnson, Lyndon Johnson, Tshumbi Johnson, Antonio Kinard, John Kurtz, Jaylyin Minor, Chris Moore, Chris Murphy, Delonte Murray, David Niehaus, Alex Pace, Josh Pasley, Tony Pike, Idarius Ray, Will Steur, Jon Vincent, Eric Wilson, Mark Wilson.

Men's Golf: Blake Hamilton, Chad Howard, Jared O'Kelley, Brennan Walsh.

Women's Golf: Ashley Cassidy, Valentina Herrera, Sofia Langenius, Tara Liebert.

Lacrosse: Liz Burgee, Skylar Delemos, Elaina Enich, Hannan Hinsch, Michelle Platz, Sydney Smith.

Men's Soccer: Pedro Diaz, Nick Frank, Nick Melville, Malik Morgan.

Women's Soccer: Katy Couperus, Emma Dwenger, Taylor Jackson, Kayla Utley, Bailey Wilson.

Men's Swimming & Diving: Connor Davis, Eitan Holder, Alex Hutchinson, Tyler Roehr.

Women's Swimming & Diving: Andrea Bartel, Emma Gresser, Shea Hanley, Gege Huffner, Taylor Myszka, Samantha Wheatley, Samantha Wolkoff.

Tennis: Lauren Bellinger, Katya Bure, Harley Hutchinson.

Men's Track & Field/Cross Country: Sergio Acera, Nathan Alexander, Anthony Car, Jordan Hardiman, Jarrod Hart, Dan Huben, Toby Loveridge, Tevin-Lloyd Thompson, Adrian Valles.

Women's Track & Field/Cross Country: Nicole Breeden, Juliana Madzia, Tessa Ward.

Volleyball: Lise Alaiwan, Lindsey Dinkelacker, Ciara Hill, Alison Kimmel.

SUPPORT SERVICES

COMMUNITY SERVICE



» DURING THE 2016-2017 ACADEMIC YEAR, UC STUDENT-ATHLETES COMPLETED OVER 5,400 HOURS OF COMMUNITY SERVICE.

The Cincinnati Bearcats take pride in their athletic and academic accomplishments. They also hold a unique place for their Cincinnati community and express that through engaging outside of sport. Each of our 19 teams do their part each year to give back to the community that supports them.

During the 2016-2017 academic year, UC student-athletes completed over 5,400 hours of community service, visiting over 25 separate sites. Some partnerships that were made include Cincinnati Reds Urban Youth Academy, Cincinnati Children's Hospital, Boys & Girls Club of Greater Cincinnati, Ronald McDonald House, Special Olympics, American Cancer Society, Habitat for Humanity, Free Store Food Bank, Girls on the Run, Making Strides Against Breast Cancer, American Red Cross and Relay for Life.

Within the athletic department we have two annual community engagement initiatives that are organized by UC student-athletes.

One of the major events sponsored by UC student-athletes is Gatorade Pong. Put on annually by the Student-Athlete Advisory Committee (SAAC), the tournament style event includes raffles, prizes and food. All of the proceeds go to Mother's Against Drunk Driving to promote education and safe driving. The event includes representation from all of our teams as well as faculty, staff and the Cincinnati community.

The Bearcats partnered with the Ronald McDonald House this year with both athletes and members of the Athletic Department staff held a gift drive to benefit the children and their families.

Members of SAAC and other student-athletes also partnered with campus and Greek Life to host a Special Olympics day at Sheackly Athletics Center. This events builds on the relationship the women's volleyball program has fostered with the Special Olympics program.



SUPPORT SERVICES

STRENGTH & CONDITIONING



Strength and conditioning is one of the most important ingredients of any successful college athletic department. To help the Bearcats' student-athletes maximize their athletic potential, UC combines a modern, comprehensive facility with the latest techniques in sports performance.

The goal of the strength and conditioning program is to develop the total athlete. The strength and conditioning staff works with UC student-athletes in the following areas: strength/power, agility/skill development, nutrition, mental toughness, speed, flexibility, conditioning and injury prevention to lead to total athlete development.

No area is given greater attention and emphasis than strength and conditioning.



With the opening of the Richard E. Lindner Athletics Center, the Bearcats utilize a 22,000-square-foot strength training facility, one of the largest in the nation. The facility includes state-of-the-art equipment and an artificial turf warm-up area, trimmed in the same surface UC plays on at Nippert Stadium, Gettler Stadium and Marge Schott Stadium.

In 2013, the mirror-covered space received an overhaul, including painting, new Olympic weights, 36 racks, a new top-of-the-line flooring system

Space within the weight room was also redistributed in a more efficient manner, allowing multiple teams and groups to work out at the same time.



In the summer of 2014, a nutrition bar was added; ensuring UC student-athletes will have access to pre- and post-workout nutritional shakes and NCAA-regulated supplements.

Brady Collins heads up the football strength and conditioning staff and is assisted by Danny Folino, Parker Showers and DeAndre Ward.

Mike Rehfeldt oversees the men's basketball program while Kelly Powers leads the women's basketball and Olympic sports effort along with the help of Lauren Kelly, Tommy Chadwell and Orlando Smith.

UNDER ARMOUR APPAREL



UNDER ARMOUR.

The University of Cincinnati Department of Athletics officially welcomed Under Armour to the family as the global performance brand began its tenure as the official outfitter for UC's intercollegiate athletics program starting July 1, 2015.

The long-term partnership was originally announced on April 2, 2015.

As part of the multi-year agreement, Under Armour exclusively designs and supplies the footwear, apparel and equipment for training and gameday uniforms for each of UC's 19 men's and women's varsity athletic teams beginning in the 2015-16 season.

In addition to outfitting the Bearcats, the brand integrates the University into its wide-ranging storytelling efforts, including global marketing campaigns, social media initiatives, in-store promotions and grassroots activations.

"Our talented players, coaches and staff are excited to share this relationship with our dedicated fans and demonstrate how two hot brands will take the Bearcats to new heights," Director of Athletics Mike Bohn said. "Under Armour has made a significant commitment to UC which allow us to strive for even more significant achievements. We share a passion to provide our student-athletes with all the cutting edge tools to compete at the highest level."

The affiliation further expands Under Armour's leadership in providing proven performance benefits to college athletes on all playing fields. Cincinnati became the brand's 15th Division I all-school partnership.



SUPPORT SERVICES

SPORTS MEDICINE

The University of Cincinnati's sports medicine program is responsible not only for helping student-athletes make speedy recoveries from injuries, but in preventing injuries from occurring.

UC's sports medicine program is a comprehensive approach to the injury care and the wellness of the University's over 500 student-athletes, utilizing state-of-the-art diagnostic and treatment equipment with the latest methods in the care and prevention of injuries.

Its objectives are simple: to prevent injuries, to rehabilitate injuries, to adjust to the stress following injuries and to educate student-athletes about various wellness issues. Athletic trainers are present at every practice and event to monitor the health of the student-athletes and respond to injuries.

The goal is to get UC's athletes back in the classroom and on the playing field functioning at 100 percent capacity. New student-athletes are carefully examined before they participate to detect potential problems. All student-athletes are afforded state-of-the-art therapeutic care.



During the summer of 2011 and following an extensive departmental review, UC made the decision to outsource its sports medicine operation to Select Medical, the parent company of NovaCare Rehabilitation, which is UC's longtime provider of rehabilitation services.

Under the direction of Associate AD/Sports Medicine Bob Mangine, UC's athletic trainers are the backbone of the sports medicine program. Mangine, drawing on more than three decades in the sports medicine and physical therapy fields, supervises a staff of 12 athletic trainers and two physical therapists.

UC has some of the top doctors in the country on staff, led by Head Team Physician Dr. Jon Divine and Director of Orthopedic Services Dr. Angelo Colosimo.

Cincinnati is on the forefront of concussion prevention and management thanks to Dynavision Training. In 2010, wanting to address the prevention and management of concussions in its own athletes, UC called on medical researchers at UC to develop a Concussion Prevention Program. What resulted is a training program that helps

athletes improve their peripheral vision and neurovisual performance to protect themselves from potentially violent collisions. Since the introduction, UC athletics has seen an 80 percent drop in concussions.


UC's state-of-the-art sports medicine facility caters to the needs of UC's student-athletes. Features of the training room include over 4,000 square feet of space for treatment and taping, spacious office suites for training staff and physicians, hydrotherapy areas, a physicians' exam area and x-ray facilities.

UC Health provides nationally-recognized specialists who are immediately accessible. University of Cincinnati Medical Center, a nationally recognized medical center, is immediately adjacent to UC's campus, providing Bearcats student-athletes the absolute best in health and medical care. UC Health Imaging Centers has an MRI diagnostic center within the Richard E. Lindner Varsity Village complex.



FACILITIES

COLDSTREAM COUNTRY CLUB



Coldstream Country Club serves as the backdrop for the annual Bearcat Invitational, Sept. 25-26, 2017, in Cincinnati. The facility is one of Cincinnati's premier private clubs, situated on 190 idyllic acres, featuring an elite, championship 18-hole golf course. It has hosted numerous Ohio amateur and open championships as well as USGA qualifiers.



NEW PRACTICE FACILITY COMING IN SPRING 2018

The UC men's golf program continues to grow with the September 2017 announcement that construction has started on a new practice facility at Coldstream Country Club.

The privately funded project is scheduled for completion in Spring 2018. The facility will feature: a 2,300-square-foot short game area with two greens for chipping and pitching along with three bunkers; a 15,000-square foot wedge area includes a tee with three target greens, allowing UC student-athletes to hit shots from 40-90 yards; and a new driving tee with target greens spread through the range.

GOLF SIMULATOR



In 2012, The University of Cincinnati golf programs introduced a virtual golf simulator as a practice and training tool for their student-athletes. The simulator is an aboutGolf Indoor Golf Simulator, based out of Toledo, Ohio, and is endorsed by the PGA Tour.

This state-of-the-art, technologically advanced simulator reads out balance points in the user's feet so that it becomes a great teaching tool. It allows the student-athletes to do everything from driving, to full-swing shots, chipping, short-game shots, and putting to simulate play on the course.

The equipment provides a great resource for the Bearcats golf programs to continue their training in the cold weather months when there are fewer opportunities to get on the course. A trend has developed among northern schools to include simulators in their practice facilities in an attempt to keep pace with schools in the south that enjoy quality practice time on the course virtually year-round.

CINCINNATI ADMINISTRATION



NEVILLE G. PINTO

UNIVERSITY OF CINCINNATI PRESIDENT

Neville Pinto was appointed by the University of Cincinnati Board of Trustees to serve as the university's 30th President. He took office on Feb. 20, 2017.

Recently, President Pinto served as acting president and professor of chemical engineering at the University of Louisville. He has spent his entire career as a university teacher, researcher and administrator. Prior to joining the University of Louisville, Pinto served for 26 years on the faculty in chemical engineering at the University of Cincinnati, where he established the Adsorption and Ion Exchange Laboratory, which focused on research in biochemical and environmental engineering. His research included purification of genetically engineered drugs, the study of bio-mem-

branes, and air and water purification. His laboratory attracted over \$6 million in external research funding and trained 32 graduate students including 16 PhD students, many of whom have moved on to become leaders in industry and academia.

Earlier in his career at the University of Cincinnati, Pinto held a number of administrative posts, including Department Head for Chemical Engineering, Assistant Dean for Graduate Studies in the College of Engineering, and, most recently, Vice Provost and Dean of The Graduate School. As Dean, he had a leadership role in attracting major external awards totaling over \$10 million to the University of Cincinnati to support graduate and STEM education.


Pinto joined the University of Louisville as Dean of the J.B. Speed School of Engineering in 2011. While dean, his accomplishments included overseeing a major expansion in the enrollment of the college and spearheading the development of the Belknap Engineering and Applied Sciences Research Park. He significantly strengthened the university's relationship with GE, to develop a partnership that has led to significant educational and career opportunities for students and encouraged the company to bring its FirstBuild microfactory to campus. This effort earned the Silver Fleur-de-Lis award from Greater Louisville Inc. in 2015.

Between May 2015 and July 2016, Pinto served as Interim Executive Vice President and University Provost at U of L. During this period, he finalized the 21st Century University Plan and launched major initiatives to strengthen educational excellence, student success and access, research and community engagement. He was appointed Acting President in 2016.

Pinto was elected Fellow of the Graduate School of the University of Cincinnati based on outstanding scholarly attainment and was elected to the National Academy of Inventors in recognition of U.S. patents awarded. He has variously been active in the American Institute of Chemical Engineers, American Society for Engineering Education, American Chemical Society and is a member of the Tau Beta Pi Engineering Honor Society. He is also the recipient of numerous outstanding teaching and service awards.

Pinto was born in Mumbai, India. He was educated at the Indian Institute of Technology, New Delhi, where he earned his bachelor's degree in chemical engineering. He earned his MS and his PhD in chemical engineering at Penn State University.

UNIVERSITY BOARD OF TRUSTEES



Thomas D. Cassidy
Chair
Term Expires: 2019



William C. Portman III
Vice Chair
Term Expires: 2020



Geraldine B. Warner
Secretary
Term Expires: 2021



Ronald D. Brown
Term Expires: 2018



Margaret K. Valentine
Term Expires: 2023



Kim Heiman
Term Expires: 2024



Thomas E. Mischell
Term Expires: 2022




Phil D. Collins
Term Expires: 2025



Rodney Williams
Term Expires: 2026



Kamree Maull
Undergraduate Student Trustee
Term Expires: 2017



Ryan Mackinson
Graduate Student Trustee
Term Expires: 2018

CINCINNATI ADMINISTRATION



MIKE BOHN

DIRECTOR OF ATHLETICS

In 2015, Bohn was honored as an active member of Pi Kappa Alpha's Alpha Xi Chapter for his efforts in bringing college athletics and greek life closer together. The chapter has since established the Mike Bohn Leadership Award, presented annually to an active member for excellence in leadership.

Bohn hired football head coach Luke Fickell in December 2016 and also tabbed Mandy Commons-DiSalle (swimming and diving), Maureen Housom (dance), Susan Seaton (track and field) and Eric Toth (tennis) to run their respective programs during his tenure.

UC received a certificate of excellence from the Tucker Center for Research on Girls & Women in Sport at the University of Minnesota and is the only institution to receive an "A" grade from the Women in College Coaching Report Card in each year from 2014-17.

He has helped establish a long-term partnership with Under Armour to serve as UC's official apparel provider, was instrumental in bringing USL soccer club FC Cincinnati to its current home in Nippert Stadium, negotiated off-site playing agreements for the men's basketball team at Northern Kentucky's BB&T Arena and the women's basketball and volleyball squads at St. Ursula Academy's Gymnasium and Convocation Center during the 2017-18 season and has expanded a beneficial relationship with longtime UC partner Pepsi, who owns pouring rights in UC's athletics venues.

As director of athletics at the University of Colorado from 2005 to 2013, Bohn successfully led its transition to the Pac-12 Conference. CU won four conference championship titles within two years, including the first for men's basketball in over 43 years. Meanwhile, Bohn enhanced academic support for scholar-athletes, resulting in departmental highs for APR and GPA.

He oversaw several multi-million dollar capital projects and facility upgrades, as well as secured the largest corporate sponsorship in school history. In 2008, CU garnered national attention for launching the first zero-waste stadium initiative at the college or professional level. In 2013, CU was named the most economically efficient athletics department in the nation by the Laboratory for the Study of Intercollegiate Athletics at Texas A&M.

Prior to the University of Colorado, Bohn served as director of athletics at San Diego State University. Under his watch, SDSU football increased season ticket sales by 27 percent and game-day attendance by 59 percent, in addition to setting a SDSU single-game attendance record of 57,000 against Idaho State. The SDSU baseball team set a NCAA single-game attendance record of 40,000.

Mike Bohn was named the director of athletics at the University of Cincinnati on Feb. 6, 2014.

Bohn's career spans thirty-plus years and includes record-setting achievements at multiple institutions.

His time in the Queen City has been impactful on and off the field. Bohn oversaw the opening of the \$86-million Nippert Stadium Renovation & Expansion project, is spearheading an \$87-million fundraising campaign to renovate Fifth Third Arena and has positioned UC as one of the top schools in the American Athletic Conference under his 'Class of the League' initiative.

Bohn has also implemented facility improvements at Gettler Stadium, Marge Schott Stadium and the Trabert-Talbert Tennis Center.

Academically, student-athletes have achieved record-setting GPA's, achieving a 3.0 mark in 2014, 3.1 in 2014 and 3.2 in 2016. Bearcats student-athletes have hit the 3.0 GPA mark or better as a whole in 17 consecutive grading periods. UC's APR sits a four-year average of 983 with a most recent scored of 987 from 2014-15.

Four athletics programs, men's track & field, women's cross country, tennis and volleyball, received Public Recognition Awards from the NCAA based upon their academic excellence from the most recent multiyear Academic Progress Rate (2015-16). Each of the four teams carry APR scores that rank among the Top 10 percent of their respective sports.

The veteran athletics administrator has been active in the community and is one of the most sought-after speakers in Cincinnati, often sharing his message of team building and collaboration with everyone from Fortune 500 companies to numerous student organizations on campus.

He is active with the Cincinnati YMCA, helping to establish a partnership between the department of athletics and organization to provide basketball and soccer equipment to young athletes. He served as the 2016 chair of the Salvation's Army's local campaign and also works with the local chapter of the USO on initiatives.



As director of athletics at the University of Idaho from 1999 to 2003, Bohn successfully led their transition to the Division I-A ranks from the Big Sky Conference. Under Bohn, UI began construction on the Vandal Athletics Center, the first athletic facilities improvement in two decades. Additionally, he spearheaded a 20 percent increase in the Vandal Scholarship Fund and a \$350,000 surge in annual corporate support.

Bohn spent three years at Colorado State University as associate director of athletics. At CSU, he was responsible for all external revenue-producing operations, including: ticket sales; fundraising through the Greater Ram Club; licensing; corporate sales; signage; capital campaigns; broadcasting rights fees; and special events.

Prior to CSU, Bohn served as Director of Marketing for the College Football Association. The CFA, the precursor to the current Bowl Championship Series, consisted of six major football conferences encompassing 67 universities. Bohn assisted with the CFA's administration of a \$67 million television package involving ABC, ESPN and ESPN2.

He began his athletic administrative career at the Air Force Academy, where he played a major role in increasing football season ticket sales from 6,000 to 20,000 and in implementing a fundraising campaign that generated \$16 million for stadium improvements.

Bohn received a bachelor's degree from the University of Kansas, where he was recruited as a quarterback and also played baseball, and a master's degree in sports administration from Ohio University.

He is married to the former Kim Zeren, and they have a son, Brandon, and a daughter, Michaelyn Tynan, along with a son-in-law, John Tynan and grandsons, Chase and Luke Tynan.



2017-18 CINCINNATI MEN'S GOLF

MEET THE BEARCATS

COACHING STAFF



Doug Martin continues to elevate Cincinnati's profile and reputation entering his 12th season as head coach of the Bearcats.

After joining the program as an assistant coach for the 2006-07 campaign, Martin has served as Cincinnati's head coach for the last 11 seasons. Coupled with an ambitious vision and determined work ethic, Martin has parlayed the program's recent fully-funded status into newfound growth.

During the past four seasons, the men's golf team has registered 20 top-5 finishes while continuing to build respect nationally.

In 2016-17, the Bearcats won the Firestone Invitational and caught the American Athletic Conference by surprise, tying for second place at the American Championship. It marked Cincinnati's best finish at a conference tournament since claiming back-to-back Great Midwest Conference titles in 1993 and 1994. The Bearcats completed the year with their highest national ranking in program history (No. 92).

Individually in 2016-17, sophomore Austin Squires was named The American's Player of the Year and tied for 21st place at the West Lafayette NCAA Regional, marking the best NCAA Tournament finish by a Bearcat in school history. His 71.92 stroke average at year's end was the lowest in program history.

The Bearcats took their first measurable step toward national recognition under Martin in 2013-14, posting nine top-5 finishes while ranking as the nation's most improved team. By season's end, the Bearcats rewrote the record books, recording the program's best scoring average (291.06), posting the most birdies (505) in a season and achieving its best national ranking (93). UC also won its first team title since 2008 after claiming the Cleveland State Invitational during the fall season.

DOUG MARTIN

HEAD COACH | 12TH SEASON



UC ended the year by finishing sixth at the inaugural American Championship.

Martin's UC teams also enjoyed success as members of the BIG EAST Conference in his previous four seasons as head coach, recording a pair of top-6 finishes at the BIG EAST Championship. Three players posted top-10 finishes at the league championship and three players earned All-BIG EAST accolades.

During the 2012-13 season, Martin helped guide David Tepe to medalist honors at the BIG EAST Conference Championship. Tepe received All-BIG EAST accolades and became the fourth Bearcat in school history to participate in the NCAA Championships.

Martin also led the Bearcats to a strong finish at the 2011 BIG EAST Championship, placing sixth. Joe Kastelic and Tepe each posted top 10 finishes at the conference championship, with Kastelic taking home All-BIG EAST honors.

Martin tutored Alberto Fernandez, who became the second Bearcat in program history to earn all-league honors at the 2009 BIG EAST Championship.

Two Bearcats also have participated in the U.S. Amateur during Martin's UC tenure - Kastelic and Tepe (twice).

Martin joined the UC program as an assistant coach prior to the 2006-07 campaign and was promoted to head coach three seasons later.

PRIOR TO CINCINNATI

Martin has found success on all levels of golf, beginning with his days as a junior golfer in the mid-1980s. During that time, Martin was a two-time AJGA All-American and was ranked No. 1 in the nation in 1984. He moved on to more success on the amateur level, ascending to the No. 1 national ranking in 1989.

From there, Martin moved on to a successful collegiate career at the University of Oklahoma. While at OU, Martin won five individual titles and was a three-time All-American. Martin enjoyed a memorable moment in 1989 when he finished second in the NCAA Championship to current PGA star Phil Mickelson.

Following college, Martin played for eight years on the PGA Tour, and earned a pair of professional victories. In 1995, Martin lost a five-hole playoff to Vijah Singh at the Buick Classic.

Since retiring from the tour in 1999, Martin has been involved in golf instruction and course set-up. He is also manager and part-owner of The Golf Ranch in Burlington, Kentucky.

Martin has two children, Cody (26) and Macy (23) and two step-children, Alex (21) Samantha (19). He is married to Amy Martin.

COACHING STAFF



JONATHAN EHLEN

ASSISTANT COACH | THIRD SEASON

A successful boys' golf head coach at Ryle High School in Kentucky, Jonathan Ehlen was named the assistant men's golf coach at the University of Cincinnati in May 2015.

Ehlen's duties include assisting with practices, recruiting, evaluating players, golf fitness programming, club fitting and helping with on-course education during tournaments.

Ehlen led Ryle High School to six appearances at the Kentucky High School Athletic Association golf state tournament during his tenure (2008-2014). He was named Northern Kentucky Schools' Coach of the Year on six occasions. His players won more than 35 tournaments under his tutelage with four players later earning Division I scholarships. He also served as head coach at Conner High School during the 2007-08 academic year.

Ehlen is a native of northern Kentucky where he attended Ryle High School and started playing on the varsity team as a seventh grader. He continued his playing career at Northern Kentucky University where he was a DII All-American and won five collegiate tournaments. He graduated from NKU in 2007 with a bachelor's degree in sports business and entrepreneurship.

No stranger to many aspects of the golf industry, Ehlen has worked as a golf instructor since 2007, as a product demo specialist for major golf equipment manufacturers since 2002 and as a golf facility manager since 2006. He is also a certified personal trainer.



2017-18 ROSTER & SCHEDULE



2017-18 Cincinnati Men's Golf. (L-R): Clay Amlung, Nicolas Osterburg, Andy Mayhew, Tommy Sullinger, Davis Baxter, Scot Sapp, Paul Huber, Kirran Magowan, Austin Squires, Jake Fox and Mason Lenhart.

2017-18 ROSTER

Name	Class	Exp.	Hometown/High School/Last School
Clay Amlung	Freshman	HS	Louisville, Ky./Saint Xavier High School
Davis Baxter	Senior	3L	Nolensville, Tenn./Ravenwood High School
Jake Fox	Sophomore	1L	Cincinnati, Ohio/Moeller High School
Paul Huber	Junior	2L	Edgewood, Ky./Covington Catholic High School
Mason Lenhart	Freshman	HS	Prospect, Ky./North Oldham High School
Andy Mayhew	Redshirt-Freshman	HS	Dayton, Ohio/Oakwood High School
Nicolas Osterburg	Freshman	HS	Indianapolis, Ind./Perry Meridian High School
Scot Sapp	Senior	3L	Pickerington, Ohio/Pickerton High School North
Austin Squires	Junior	2L	Union, Ky./Ryle High School
Tommy Sullinger	Freshman	HS	Sylvania, Ohio/St. John's Jesuit High School

Coaching Staff

Head Coach: Doug Martin (12th Season)

Assistant Coach: Jonathan Ehlen (Third Season)

2017-18 SCHEDULE

Day	Date	Tournament	Host	Location
FALL SEASON				
Mon.-Tues.	Sept. 11-12	The Invitational at The Ocean Course	College of Charleston	Kiawah Island, S.C.
Mon.-Tues.	Sept. 25-26	Bearcat Invitational	Cincinnati	Cincinnati, Ohio
Mon.-Tues.	Oct. 2-3	Firestone Invitational	Akron	Akron, Ohio
Sun.-Tues.	Oct. 8-10	The Intercollegiate at The Grove	Middle Tennessee	College Grove, Tenn.
Mon.-Tues.	Oct. 23-24	Quail Valley Intercollegiate	McNeese	Vero Beach, Fla.
SPRING SEASON				
Fri.-Sun.	Feb. 16-18	All-American Intercollegiate	Houston	Houston, Texas
Sat.-Sun.	Feb. 24-25	Seminole Intercollegiate	Florida State	Tallahassee, Fla.
Mon.-Tues.	Mar. 12-13	Colleton River Collegiate	Michigan State	Bluffton, S.C.
Sun.-Tues.	Mar. 18-20	Linger Longer Invitational	Kennesaw State/Mercer	Greensboro, Ga.
Mon.-Tues.	Apr. 9-10	Ryman Hospitality Intercollegiate	Lipscomb	Nashville, Tenn.
Sat.-Sun.	Apr. 14-15	Boilermaker Invitational	Purdue	West Lafayette, Ind.
Sun.-Tues.	Apr. 22-24	American Championship		Tampa, Fla.
Mon.-Wed.	May 14-16	NCAA Championship Regionals		TBA
Fri.-Wed.	May 25-30	NCAA Championship	Oklahoma State	Stillwater, Okla.

SEASON OUTLOOK

Bearcats Look to Build Off Success of Squires




Looking to build off the achievements of 2017 American Athletic Conference Player of the Year Austin Squires, the 2017-18 Cincinnati Bearcats have their sights set on qualify for the school's first NCAA Tournament appearance.

Beyond earning the program's first league player of the year award last season, Squires registered the program's best finish at the NCAA Tournament, tying for 21st place at 7-over 223 at the West Lafayette Regional. Only the fifth player in school history to qualify for the NCAA Tournament, Squires earned a conference-best six top-5 finishes in 2016-17, including medalist honors at the Firestone Invitational.

The success of Squires helped inspire the Bearcats to post their highest league tournament finish since 1994, tying for second place at the American Championship.

"Austin is a top-100 player in college golf," UC head coach Doug Martin said. "He's someone you can count on most every day. We have to have other guys on our team challenge him at tournaments. Austin showed great improvement between his freshman and sophomore year. The other guys on the team are looking for the formula to have similar success."



// OTHER BEARCATS STEPPING FORWARD

Senior **Davis Baxter** joined Squires as U.S. Amateur qualifiers during the 2017 summer. He registered a Coldstream Country Club course record of 62 earlier during the summer. He won medalist honors at the 2015 Mountaineer Intercollegiate as a sophomore and owns eight career Top 30 finishes.

Sophomore **Jake Fox** posted five top-25 finishes a year ago, including a tie for ninth place at the American Championship. His other Top 25 finishes came at the Mountaineer Intercollegiate (tied for 13th), the Bearcats Invitational (tied for 14th) and the Firestone Invitational (tied for 23rd).

Junior **Paul Huber** has played in nine collegiate tournaments during his career with three Top 25 finishes. Two came last season at the Intercollegiate at the Grove (tied for 13th) and the Bearcat Invitational (tied for 25th).

Senior **Scot Sapp** looks to add contributions in his final year with the program. He's played in six events during his career.

// NOTING THE NEWCOMERS

Four true freshmen - **Clay Amlung, Mason Lenhart, Nicolas Osterburg** and **Tommy Sullinger** - join the program in 2017-18. **Andy Mayhew** is a redshirt-freshman after sitting the 2016-17 campaign.

Amlung helped Louisville Saint Xavier High School to three consecutive state titles while earning first-team all-state accolades.

Lenhart, who won over 30 tournaments at the junior and high school level, was a three-time qualifier for the KHSAA State Boys Golf Tournament at North Oldham High School.

Osterburg posted Top 5 finishes at the IHSAA State Boys Golf Tournament as a junior and senior at Perry Meridian High School.

Sullinger posted four Top 30 finishes at the OHSAA State Boys Division I Golf Championships while at St. John's Jesuit High School.

Mayhew helped guide Dayton's Oakwood High School to back-to-back Ohio Division II state crowns in 2012 and 2013, earning second team Division II all-state accolades in 2012.

// GOALS FOR 2017-18

"First, we want to play with a winning mentality," Martin said. "When you go to a tournament, you've got to expect to compete and expect to win."

"We've also talked about defending at the Firestone Invitational. Anytime you go back to a tournament that you've won, defending is a huge thing."

"We've talked about finishing rounds and tournaments. It's very important. When you are in position to finish well or win a tournament you've got to finish the tournament."

"Lastly, we want to qualify for the NCAAs. We are in a position where that is a legitimate goal. We have to perform on the road. We have the ability internally with the team. Now, we have to compete and do the things well on the road to get a berth."

RETURNING PLAYER PROFILES



DAVIS BAXTER

SENIOR | NOLENSVILLE, TENN. | RAVENWOOD HIGH SCHOOL

YEAR-BY-YEAR RESULTS

2016-17 (JUNIOR SEASON) 77.47

Date	Tournament	Finish	Score
9/12-13	Invitational Ocean Course	91st	81-80-89=250
9/18-20	Intercollegiate Grove		DNP
9/26-9/27	Bearcat Invitational	T-39th	74-78-73=225
10/3-10/4	Firestone Invitational	84th	77-79-82=238
10/10-10/11	Mountaineer Intercollegiate		DNP
10/28-10/30	Steelwood Collegiate		DNP
2/20-2/21	Mobile SA Intercollegiate	Indiv.	71-73-78=222
3/6-3/7	Colleton River Collegiate	T-34th	74-77-79=230
3/20-3/21	Lone Star Invitational		DNP
4/3-4/4	Old Waverly Collegiate	T-75th	78-74=152
4/15-4/16	Boilermaker Invitational		DNP
4/23-4/25	American Championship		DNP

2015-16 (SOPHOMORE SEASON) 76.00

Date	Tournament	Finish	Score
9/11-9/12	Invitational Ocean Course	T-42nd	75-75-81=231
9/21-9/22	Memphis Intercollegiate	T-15th	73-72-74=219
9/26-9/28	Jackrabbit Invitational	T-63rd	82-80-73=235
10/5-10/6	Fossum Memorial	T-15th	79-76-68=223
10/19-10/20	Mountaineer Intercollegiate	1st	70-69=139
10/25-10/27	Intercollegiate Grove	T-26th	75-76=151
3/7-3/8	Colleton River Collegiate	T-65th	81-78-82=241
3/21-3/22	Lone Star Invitational		DNP
4/4-4/5	Old Waverly Collegiate		DNP
4/9-4/10	Hoosier Invitational	T-61st	79-78=157
4/16-4/17	Boilermaker Invitational		DNP
5/1-5/3	American Championship		DNP

2014-15 (FRESHMAN SEASON) 75.43

Date	Tournament	Finish	Score
9/8-9/9	Marshall Invitational	T-3rd	72-69-70=211
9/15-9/16	Memphis Intercollegiate	T-9th	73-72-73=218
9/29-9/30	Cardinal Intercollegiate	T-19th	74-70-77=221
10/6-10/7	Bearcat Invitational	4th	68-74=142
10/20-10/21	Pinetree Intercollegiate	T-45th	78-76-82=236
10/26-10/28	Intercollegiate Grove	T-39th	77-73-80=230
3/9-3/10	General Hacker	T-71st	76-79-80=235
3/13-3/15	Seminole Intercollegiate	T-88th	78-78-83=239
4/6-4/7	Old Waverly Collegiate		DNP
4/11-4/12	Hoosier Invitational		DNP
4/18-4/19	Boilermaker Invitational		DNP
4/26-4/28	American Championship		DNP

CAREER TOTALS 76.20

Year	Rounds	Strokes	Avg.	Low Round
2014-15	23	1,735	75.43	68
2015-16	21	1,596	76.00	69
2016-17	17	1,317	77.47	71
Totals	61	4,648	76.20	68

2016-17 Season (Junior): Played in six tournaments, posting a 77.47 stroke average in 17 rounds ... tied for 34th place at the Colleton River Collegiate at 14-over 74-77-79=230 ... tied for 39th place at the Bearcat Invitational at 9-over 74-78-73=225 ... carded a 6-over 71-73-78=222 as an individual at the Mobile Sports Authority Intercollegiate ... named to the Dean's List and Bearcats Academic Honor Roll during both the fall and spring semesters.

2015-16 Season (Sophomore): Played in eight tournaments, posting a 76.00 stroke average in 21 rounds ... claimed medalist honors at the rain-shorten Mountaineer Intercollegiate, posting a 5-under 70-69=139 ... tied for 15th place at the Memphis Intercollegiate at 3-over 73-72-74=219 ... tied for 15th place at the Fossum Memorial at 7-over 79-76-68=223 ... carded three rounds below par, including a season-best 4-under 68 in the third round of the Fossum Memorial ... named to the Dean's List and Bearcats Academic Honor Roll during both the fall and spring semesters ... selected to The American's All-Academic Team.

2014-15 Season (Freshman): Played in eight tournaments, posting a 75.43 stroke average in 23 rounds ... registered a season-best finish, tying for third place at the Marshall Invitational at 2-under 72-69-70=211 ... recorded a fourth-place finish at the rain-shortened Bearcat Invitational at 2-under 68-74=142 ... tied for ninth at 2-over 73-72-73=218 at the Memphis Intercollegiate ... carded four rounds below par ... recorded a single-round season-best 4-under 68 in the first round of the Bearcat Invitational ... named to the Dean's List and Bearcats Academic Honor Roll during both the fall and spring semesters ... selected to The American's All-Academic Team.



Prior to Cincinnati: Four-year letterman at Ravenwood High School ... advanced to the Tennessee state tournament three times (sophomore through senior seasons), finishing as high as 30th during his junior campaign ... finished second during regional play as a senior ... won district title as a sophomore while finishing second during his junior season ... helped lead his team to the state tournament as a junior ... maintained a 4.0 GPA all four years ... named a scholar athlete and selected to the honor roll all four years ... traveled on three mission trips to Haiti and one to Peru ... finished second in the 2013 Bubba Conlee junior golf tournament.

Personal: Born Dec. 30, 1995 in Nolensville, Tennessee ... son of Chris and Mac Baxter ... has one brother, Brent and two sisters, Maggie and Emmy ... right-handed.

RETURNING PLAYER PROFILES



JAKE FOX

SOPHOMORE | CINCINNATI, OHIO | MOELLER HIGH SCHOOL

YEAR-BY-YEAR RESULTS

2016-17 (FRESHMAN SEASON) 75.27

Date	Tournament	Finish	Score
9/12-13	Invitational Ocean Course	T-25th	73-72-72=217
9/18-20	Intercollegiate Grove	T-72nd	79-75-84=238
9/26-9/27	Bearcat Invitational	T-14th	74-67-76=217
10/3-10/4	Firestone Invitational	T-23rd	72-71-74=217
10/10-10/11	Mountaineer Intercollegiate	T-13th	71-72-74=217
10/28-10/30	Steelwood Collegiate	51st	75-80-77=232
2/20-2/21	Mobile SA Intercollegiate	T-34th	73-72-76=221
3/6-3/7	Colleton River Collegiate	T-56th	77-79-83=239
3/20-3/21	Lone Star Invitational	76th	77-83-72=232
4/3-4/4	Old Waverly Collegiate		DNP
4/15-4/16	Boilermaker Invitational	77th	78-80-78=236
4/23-4/25	American Championship	T-9th	73-71-74=218

CAREER TOTALS 75.27

Year	Rounds	Strokes	Avg.	Low Round
2016-17	33	2,484	75.27	67
Totals	33	2,484	75.27	67

2016-17 Season (Freshman): Played in 11 tournaments, posting a 75.27 stroke average in 33 rounds ... registered five top-25 finishes and one top-10 result ... recorded par or better scores in 10 of 33 rounds ... carded a season-best 5-under 67 in the second round of the Bearcat Invitational ... tied for ninth place at the American Championship with a 2-over 73-71-74=218 ... tied for 13th at 1-over 71-72-74=217 at the Mountaineer Intercollegiate ... tied for 14th at 2-over 74-67-76=217 at the Bearcat Invitational ... earned a tie for 23rd place at the Firestone Invitational with a 1-over 72-71-74=217 ... tied for 25th place at the Invitational at the Ocean Course with a 1-over 73-72-72=217 ... named to the Dean's List and Bearcats Academic Honor Roll during both the fall and spring semesters.

Prior to Cincinnati: Helped lead Moeller to the 2014 Ohio Division I state championship, its first in school history ... finished second at the 2015 Ohio Division I state championship, posting a school-record 74-74=148 ... registered the second-lowest career average in school history ... earned all-state honors from the Ohio Golf Coaches Association twice (first team in 2015 and second team in 2014) ... named Southwest Ohio Most Valuable Golfer twice (2014 and 2015) ... tabbed the Greater Catholic League Most Valuable Player in 2014 ... named the golfer of the year at the 2016 Greater Cincinnati Sports Awards ... won medalist honors at the 2015 Ohio Junior tournament ... coached by Rick Bohne.

Personal: Born July 29, 1997 in Cincinnati, Ohio ... son of Betty and Kevin Fox ... has one sister, Kate ... right-handed.



RETURNING PLAYER PROFILES



PAUL HUBER

JUNIOR | EDGEWOOD, KY. | COVINGTON CATHOLIC

YEAR-BY-YEAR RESULTS

2016-17 (SOPHOMORE SEASON) 76.29

Date	Tournament	Finish	Score
9/12-13	Invitational Ocean Course	T-60th	73-79-73=225
9/18-20	Intercollegiate Grove	T-13th	70-74-76=220
9/26-9/27	Bearcat Invitational	T-25th	75-73-73=221
10/3-10/4	Firestone Invitational	T-27th	69-77-72=218
10/10-10/11	Mountaineer Intercollegiate	T-68th	80-75-81=236
10/28-10/30	Steelwood Collegiate	57th	82-80-79=241
2/20-2/21	Mobile SA Intercollegiate	Indiv.	85-76-80=241
3/6-3/7	Colleton River Collegiate		DNP
3/20-3/21	Lone Star Invitational		DNP
4/3-4/4	Old Waverly Collegiate		DNP
4/15-4/16	Boilermaker Invitational		DNP
4/23-4/25	American Championship		DNP

2015-16 (FRESHMAN SEASON) 78.83

Date	Tournament	Finish	Score
9/11-9/12	Invitational Ocean Course		DNP
9/21-9/22	Memphis Intercollegiate		DNP
9/26-9/28	Jackrabbit Invitational		DNP
10/5-10/6	Fossum Memorial	T-20th	79-78-74=231
10/19-10/20	Mountaineer Intercollegiate		DNP
10/25-10/27	Intercollegiate Grove		DNP
3/7-3/8	Colleton River Collegiate		DNP
3/21-3/22	Lone Star Invitational		DNP
4/4-4/5	Old Waverly Collegiate	T-79th	82-79-81=242
4/9-4/10	Hoosier Invitational		DNP
4/16-4/17	Boilermaker Invitational		DNP
5/1-5/3	American Championship		DNP

CAREER TOTALS 76.85

Year	Rounds	Strokes	Avg.	Low Round
2015-16	6	473	78.83	74
2016-17	21	1,602	76.29	69
Totals	27	2,075	76.85	69

2016-17 Season (Sophomore): Played in seven tournaments, compiling a 76.29 stroke average in 21 rounds ... recorded his best finish of the year, tying for 13th place at the Intercollegiate at the Grove at 4-over 70-74-76=220 ... tied for 25th place at 6-over 75-73-73=221 at the Bearcat Invitational ... recorded his lowest three-round score of the year at 2-over 69-77-72=218, tying for 27th place at the Firestone Invitational ... named to the Bearcats Academic Honor Roll in the spring semester.

2015-16 Season (Freshman): Played in two tournaments, posting a 78.83 stroke average during six rounds ... tied for 20th place at the Fossum Memorial at 15-over 79-78-74=231.

Prior to Cincinnati: Finished among the top-10 players at the Kentucky High School Athletic Association State Championship during both his junior and senior seasons, finishing ninth in 2013 and tying for eighth place in 2014 ... helped lead Covington Catholic High School to a third-place finish at the 2013 KHSAA State Championship ... coached by Robb Schneeman at Covington Catholic High School ... earned medalist honors at the 2014 Northern Kentucky Amateur and took second place at the event in 2015 ... took second place at the 2015 Cincinnati Junior Open ... tied for third at the 2015 Major Championship at Owensboro ... finished sixth at the 2015 College Prep Series at the University of Kentucky.

Personal: Born Aug. 19, 1997 in St. Bernard, Ohio ... son of Emily and John Huber ... has three brothers: Will, Joe and Drew ... right-handed.



RETURNING PLAYER PROFILES



SCOT SAPP

SENIOR | PICKERINGTON, OHIO | PICKERINGTON HIGH SCHOOL NORTH

YEAR-BY-YEAR RESULTS

2016-17 (JUNIOR SEASON) 77.50

Date	Tournament	Finish	Score
9/12-13	Invitational Ocean Course	T-69th	74-72-81=227
9/18-20	Intercollegiate Grove	T-72nd	72-81-85=238
9/26-9/27	Bearcat Invitational		DNP
10/3-10/4	Firestone Invitational		DNP
10/10-10/11	Mountaineer Intercollegiate		DNP
10/28-10/30	Steelwood Collegiate		DNP
2/20-2/21	Mobile SA Intercollegiate		DNP
3/6-3/7	Colleton River Collegiate		DNP
3/20-3/21	Lone Star Invitational		DNP
4/3-4/4	Old Waverly Collegiate		DNP
4/15-4/16	Boilermaker Invitational		DNP
4/23-4/25	American Championship		DNP

2015-16 (SOPHOMORE SEASON) 80.33

Date	Tournament	Finish	Score
9/11-9/12	Invitational Ocean Course		DNP
9/21-9/22	Memphis Intercollegiate		DNP
9/26-9/28	Jackrabbit Invitational		DNP
10/5-10/6	Fossum Memorial		DNP
10/19-10/20	Mountaineer Intercollegiate		DNP
10/25-10/27	Intercollegiate Grove		DNP
3/7-3/8	Colleton River Collegiate		DNP
3/21-3/22	Lone Star Invitational		DNP
4/4-4/5	Old Waverly Collegiate		DNP
4/9-4/10	Hoosier Invitational		DNP
4/16-4/17	Boilermaker Invitational	83rd	78-85-78=241
5/1-5/3	American Championship		DNP

2014-15 (FRESHMAN SEASON) 78.25

Date	Tournament	Finish	Score
9/8-9/9	Marshall Invitational		DNP
9/15-9/16	Memphis Intercollegiate	T-54th	75-76-78=229
9/29-9/30	Cardinal Intercollegiate		DNP
10/6-10/7	Bearcat Invitational	T-38th	77-75=152
10/20-10/21	Pinetree Intercollegiate	61st	85-84-76=245
10/26-10/28	Intercollegiate Grove		DNP
3/9-3/10	General Hacker		DNP
3/13-3/15	Seminole Intercollegiate		DNP
4/6-4/7	Old Waverly Collegiate		DNP
4/11-4/12	Hoosier Invitational		DNP
4/18-4/19	Boilermaker Invitational		DNP
4/26-4/28	American Championship		DNP

CAREER TOTALS 78.35

Year	Rounds	Strokes	Avg.	Low Round
2014-15	8	626	78.25	75
2015-16	3	241	80.33	78
2016-17	6	465	77.50	72
Totals	17	1,332	78.35	75

2016-17 Season (Junior): Played in two tournaments, posting a 77.50 stroke average in six rounds ... tied for 69th at the Invitational at the Ocean Course at 11-over 74-72-81=227 ... tied for 72nd at 22-over 72-81-85=238 ... named to the Dean's List and the Bearcats Academic Honor Roll during the fall and spring semesters.

2015-16 Season (Sophomore): Played in one tournament, posting an 80.33 stroke average in three rounds ... competed in the Boilermaker Invitational, posting a 78-85-78=241 ... named to the Dean's List and the Bearcats Academic Honor Roll during the fall and spring semesters ... selected to The American's All-Academic Team.

2014-15 Season (Freshman): Played in three tournaments, posting a 78.25 stroke average in eight rounds ... tied for 38th place in the rain-shortened Bearcat Invitational with an 8-over par 77-75=152 ... named to the Dean's List and the Bearcat Academic Honor Roll during the fall and spring semesters.

Prior to Cincinnati: Named first team all-state as a senior while leading Pickerington North High School to district and conference titles and runner-up finishes in the regional and state tournaments ... helped guide the Panthers to four conference championships and two district championships during his high school career ... named a four-time first team all-conference selection ... honored as conference player of the year as a freshman and sophomore ... tabbed to academic honor roll all four years.

Personal: Born Aug. 30, 1995 in Pickerington, Ohio ... son of Linda and Brian Sapp ... has two sisters, Stephanie and Stacie ... right-handed.



RETURNING PLAYER PROFILES



AUSTIN SQUIRES

JUNIOR | UNION, KY. | RYLE HIGH SCHOOL



2017 AMERICAN PLAYER OF THE YEAR

2016-17 Awards:

- NCAA Tournament Regional Individual Participant
- American Athletic Conference Player of the Year
- Unanimous All-American Athletic Conference Team Selection

YEAR-BY-YEAR RESULTS

2016-17 (SOPHOMORE SEASON) 71.92

Date	Tournament	Finish	Score
9/12-13	Invitational Ocean Course	T-4th	73-68-69=210
9/18-20	Intercollegiate Grove	T-35th	71-78-75=224
9/26-9/27	Bearcat Invitational	T-14th	70-70-77=217
10/3-10/4	Firestone Invitational	1st	69-68-68=205
10/10-10/11	Mountaineer Intercollegiate	T-9th	69-72-75=216
10/28-10/30	Steelwood Collegiate	T-10th	73-73-69=215
2/20-2/21	Mobile SA Intercollegiate	T-3rd	71-71-71=213
3/6-3/7	Colleton River Collegiate	T-4th	74-69-77=220
3/20-3/21	Lone Star Invitational	T-23rd	73-69-72=214
4/3-4/4	Old Waverly Collegiate	T-4th	71-68=139
4/15-4/16	Boilermaker Invitational	T-30th	74-79-70=223
4/23-4/25	American Championship	T-5th	72-68-74=214
5/15-5/17	NCAA West Lafayette Regional	T-21st	72-76-75=223

2015-16 (FRESHMAN SEASON) 76.00

Date	Tournament	Finish	Score
9/11-9/12	Invitational Ocean Course		DNP
9/21-9/22	Memphis Intercollegiate	T-38th	74-73-77=224
9/26-9/28	Jackrabbit Invitational	T-51st	79-72-79=230
10/5-10/6	Fossum Memorial	8th	74-73-69=216
10/19-10/20	Mountaineer Intercollegiate	T-60th	77-81=158
10/25-10/27	Intercollegiate Grove		DNP
3/7-3/8	Colleton River Collegiate	T-15th	74-76-75=225
3/21-3/22	Lone Star Invitational	T-93rd	79-86-80=245
4/4-4/5	Old Waverly Collegiate	T-55th	77-77-75=229
4/9-4/10	Hoosier Invitational	T-30th	77-72=149
4/16-4/17	Boilermaker Invitational	T-51st	75-74-76=226
5/1-5/3	American Championship	T-29th	77-73-77=227

CAREER TOTALS 76.00

Year	Rounds	Strokes	Avg.	Low Round
2015-16	28	2,128	76.00	69
2016-17	38	2,733	71.92	68
Totals	66	4,861	73.65	68

2016-17 Season (Sophomore): Played in 13 tournaments, recording a school-record 71.92 stroke average in 38 rounds ... named the American Athletic Conference Player of the Year and a unanimous first team all-conference selection ... registered an AAC-best six top-5 finishes ... earned 11 top-25 finishes in 13 tournaments ... recorded 21 of 38 rounds with par or better scores ... became only the fifth player in school history to participate in the NCAA Tournament, tying for 21st place at 7-over 72-76-75=223 at the West Lafayette Regional – the highest finish by a Bearcat in school history ... carded an eagle on the 18th hole to win medalist honors at the Firestone Invitational, finishing with a career-low 11-under par 69-68-68=205 ... tied for fifth at the American Championship at 1-over 72-68-74=214 ... earned other top-5 finishes at the Mobile Sports Authority Intercollegiate (tied for third at 3-under 71-71-71=213); the Invitational at the Ocean Course (tied for fourth at 6-under 73-68-69=210); the Colleton River Collegiate (tied for fourth at 4-over 74-69-77=220); and the Old Waverly Collegiate (tied for fourth at 5-under 71-68=139) ... named to the Dean's List and Bearcats Academic Honor Roll during the fall and spring semesters.


2015-16 Season (Freshman): Played in 10 tournaments, posting a 76.00 stroke average in 28 rounds ... registered four top 30 finishes, including a season-best eighth-place result at the Fossum Memorial at 2-over 74-73-69=216 ... carded a single-round season-best 3-under 69 in third-round play at the Fossum Memorial ... tied for 15th at the Colleton River Collegiate 9-over 74-76-75=225 ... tied for 29th at the American Championship at 13-over 77-73-77=227 ... named to the Dean's List and the Bearcats Academic Honor Roll during the fall and spring semesters.



Prior to Cincinnati: Claimed stroke play medalist honors at the 2015 Greater Cincinnati Metropolitan Amateur ... tied for third at the 2014 American Junior Golf Association sponsored Under Armour/Scott Stallings Championship in Oak Ridge, Tennessee ... became the youngest player to win the Northern Kentucky Men's Amateur at the age of 16 in 2013 ... helped lead Ryle High School to three top-10 team finishes at the Kentucky High School Athletic Association State Championship (tied for fourth in 2012 and 2013 and seventh in 2014) ... tied for 35th place as a junior at the 2013 KHSAA State Championship ... received the 2014 Forcht Bank All-Around Excellence award from the KHSAA ... coached by Jonathan Ehlen at Ryle High School ... finished third in the Kentucky Cup as a junior ... won the Kentucky Cup and Collegiate Invitational and was named the Northern Kentucky Athletic Conference champion and Region 7 champion as a senior in 2014 ... won medalist honors three times at the Grant County Invitational.

Personal: Born May 1, 1997 in Erlanger, Kentucky ... son of Rhonda and Drew Squires ... has one sister, Andrea ... right-handed.

NEWCOMER PROFILES




CLAY AMLUNG

FRESHMAN | LOUISVILLE, KY. | SAINT XAVIER HIGH SCHOOL (KY.)

Prior to Cincinnati: Named the 2017 Louisville Courier-Journal Boys Golfer of the Year ... selected All-Region 6 and a first-team all-state honoree ... named a Metro Louisville All-Area Boys First Team selection ... tied for second place at 2-under par 142 at the 2017 KHSAS State Boys Golf Tournament, helping Saint Xavier (Louisville) to its third consecutive state crown.

Personal: Born Nov. 19, 1998 in Louisville, Kentucky ... son of Sally Wheeler and Doug Amlung ... has one brother, Lee ... right-handed.




MASON LENHART

FRESHMAN | PROSPECT, KY. | NORTH OLDHAM HIGH SCHOOL

Prior to Cincinnati: Won over 30 tournaments at the junior and high school level ... earned all-state, All-Region 6, Metro Louisville All-Area Boys Team selection and Academic All-State honors as a junior and senior at North Oldham High School ... three-time qualifier for the KHSAA State Boys Golf Tournament, including the 2015 event when he tied for 15th place as a junior at 1-over par 145 ... finished as runner-up at the 2015 KHSAA Region 6 Championship ... won medalist honors at the 2016 Kentucky Junior Amateur Championship ... finished as runner-up at the 2016 AJGA City of London Championship ... qualified for the 2017 National Junior PGA Championship ... claimed medalist honors at the 2016 Trusted Choice Big I State Championship and was a national qualifier ... earned medalist honors twice at the Junior Falls City Championship (2015 and 2016) ... named the 2014 Hurricane Junior Golf Tour National Player of the Year Runner-Up ... selected the 2013 Kentucky Junior Golf Foundation 14U Player of the Year ... holds the record for the lowest score and record for most strokes under par in a Kentucky Junior Golf Foundation tournament (7-under 64).

Personal: Born April 9, 1999 in Louisville, Kentucky ... son of Karen and Tony Lenhart ... has one sister, Madison, and one brother, Landon ... right-handed.




ANDY MAYHEW

R-FRESHMAN | DAYTON, OHIO | OAKWOOD HIGH SCHOOL

2016-17 Season (Redshirt): Did not participate in any tournaments during the fall or spring seasons ... named to the Bearcats Academic Honor Roll for the fall and spring semesters.

Prior to Cincinnati: Named Second Team Division II all-state (2012) ... tied for fourth with a 75-78=153 score at the Ohio Division II state championship (2015) ... helped lead Oakwood to back-to-back Ohio Division II state championships (2012 and 2013) ... named First Team All-Southwestern Buckeye League twice (2014 and 2015) ... finished second at the Memorial Junior (2016) ... posted a top-five finish at the Valero Junior Texas Open (2016) ... coached by Tyler Kilburn.

Personal: Born Nov. 22, 1997 in Oakwood, Ohio ... son of Linda and Burton Mayhew ... has one sister, Margaux ... right-handed.




NICOLAS OSTERBURG

FRESHMAN | INDIANAPOLIS, IND. | PERRY MERIDIAN HIGH SCHOOL

Prior to Cincinnati: Garnered all-state accolades during junior and senior seasons at Perry Meridian High School ... claimed sectional medalist honors, all-county and all-conference honors four times ... finished second at the 2017 IHSAA State Boys Golf Tournament as a senior with a 4-under par 140 ... earned academic all-state recognition as a senior ... finished fourth at the 2016 IHSAA event as a junior with a 2-under 142 ... claimed all-state honors as a freshman ... won the 2016 AJGA Justin Thomas Junior Championship.

Personal: Born August 19, 1998 in Indianapolis, Indiana ... son of Allison and Matt Osterburg ... right-handed.



TOMMY SULLINGER

FRESHMAN | SYLVANIA, OHIO | ST. JOHN'S JESUIT HIGH SCHOOL

Prior to Cincinnati: Named a second team all-state selection, district player of the year and first team all-district selection as a senior at St. John's Jesuit High School ... qualified to play in four OHSAA State Boys Division I Golf Championships during his career, helping the Titans to fourth-place finishes in 2013 and 2016 ... registered four top-30 individual finishes at the state championship, including a tie for sixth in 2016 (rain shortened 3-over par 75) and a tie for ninth in 2015 (11-over 155) ... shared medalist honors with his teammate Tommy Hurley at the 2016 Three Rivers Athletic Conference Tournament ... registered a top 25 finish at the 2016 Ohio Amateur Championship ... coached by Dr. Charles Spragg.

Personal: Born May 30, 1999 in Sylvania, Ohio ... son of Carol Sullinger ... has one sister, Niki ... right-handed.



2017-18 CINCINNATI MEN'S GOLF

ALL-TIME RESULTS & RECORDS

2016-17 YEAR IN REVIEW

INDIVIDUAL RESULTS

Name	Tournaments	Rounds	Strokes	Avg.	Low Round	Low 3-Round	Low Finish
Austin Squires	13	38	2,733	71.92	68	205	1st at Firestone Invitational
Jared O'Kelley	12	35	2,563	73.23	68	209	T4th at Old Waverly Collegiate
Chad Howard	6	17	1,274	74.94	71	220	T18th at Colleton River Collegiate
Jake Fox	11	33	2,484	75.27	67	217	T9th at American Championship
Brennen Walsh	6	17	1,277	75.12	70	219	T11th at American Championship
Blake Hamilton	7	21	1,595	75.95	71	220	T23rd at Bearcat Invitational
Paul Huber	7	21	1,602	76.29	69	218	T13th at Intercollegiate at the Grove
Davis Baxter	6	17	1,317	77.47	71	222	T34th at Colleton River Collegiate
Scot Sapp	2	6	465	77.50	72	227	T69th at Invitational at The Ocean Course
Kirran Magowan	0	0	0	00.00	0	0	
Andrew Mayhew	0	0	0	00.00	0	0	
Hays Moreland	0	0	0	00.00	0	0	

TEAM RESULTS

The Invitational at The Ocean Course Sept. 12-13

12th	Cincinnati	295-290-290=875
T-4th	Austin Squires	73-68-69=210
T-25th	Jake Fox	73-72-72=217
T-54th	Jared O'Kelley	76-71-76=223
T-60th	Paul Huber	73-79-73=225
91st	Davis Baxter	81-80-89=250

Intercollegiate at the Grove Sept. 18-20

T-7th	Cincinnati	288-295-301=884
T-11th	Jared O'Kelley	75-68-76=219
T-13th	Paul Huber	70-74-76=220
T-35th	Austin Squires	71-78-75=224
T-35th	Blake Hamilton	72-78-74=224
T-72nd	Jake Fox	79-75-84=238
T-72nd	Scot Sapp	72-81-85=238

Bearcat Invitational Sept. 26-27

T-4th	Cincinnati	312-293-299=904
T-14th	Jake Fox	74-67-76=217
T-14th	Austin Squires	70-70-77=217
T-20th	Jared O'Kelley	75-73-71=219
T-23rd	Blake Hamilton	76-73-71=220
T-25th	Paul Huber	75-73-73=221
T-39th	Davis Baxter	74-78-73=225

Firestone Invitational Oct. 3-4

1st	Cincinnati	283-284-283=850
1st	Austin Squires	69-68-68=205
T-15th	Jared O'Kelley	73-69-72=214
T-23rd	Jake Fox	72-71-74=217
T-27th	Paul Huber	69-77-72=218
T-38th	Blake Hamilton	75-76-71=222
84th	Davis Baxter	77-79-82=238

Mountaineer Intercollegiate Oct. 10-11

7th	Cincinnati	289-290-307=886
T-9th	Austin Squires	69-72-75=216
T-13th	Jake Fox	71-72-74=217
T-25th	Jared O'Kelley	69-71-81=221
T-64th	Brennen Walsh	82-82-70=234
T-68th	Paul Huber	80-75-81=236
73rd	Blake Hamilton	83-80-77=240

Steelwood Collegiate Oct. 28-30

10th	Cincinnati	292-304-295=891
T-10th	Austin Squires	73-73-69=215
T-21st	Jared O'Kelley	71-73-74=218
44th	Blake Hamilton	73-78-75=226
51st	Jake Fox	75-80-77=232
57th	Paul Huber	82-80-79=241

Mobile Sports Authority Intercollegiate Feb. 20-21

6th	Cincinnati	290-287-288=865
T-3rd	Austin Squires	71-71-71=213
T-11th	Jared O'Kelley	72-72-71=215
T-31st	Chad Howard	77-72-71=220
T-34th	Jake Fox	73-72-76=221
T-53rd	Blake Hamilton	74-78-75=227
INDV	Davis Baxter	71-73-78=222
INDV	Paul Huber	85-76-80=241

Colleton River College Mar. 6-7

T-12th	Cincinnati	297-297-304=898
T-4th	Austin Squires	74-69-77=220
T-6th	Jared O'Kelley	71-74-76=221
T-18th	Brennen Walsh	75-75-76=226
T-18th	Chad Howard	75-75-76=226
T-34th	Davis Baxter	74-77-79=230
T52nd	Blake Hamilton	79-82-75=236
T-56th	Jake Fox	77-79-83=239

Lone Star Invitational Mar. 20-21

9th	Cincinnati	288-286-291=865
T-6th	Jared O'Kelley	71-68-70=209
T-23rd	Austin Squires	73-69-72=214
T-61st	Brennen Walsh	73-72-79=224
T-64th	Chad Howard	71-77-77=225
76th	Jake Fox	77-83-72=232

Ole Waverly Collegiate Championship Apr. 3-4

T-6th	Cincinnati	290-283=573
T-4th	Jared O'Kelly	71-68=139
T-4th	Austin Squires	71-68=139
T-41st	Chad Howard	73-74=147
T-50th	Brennen Walsh	75-73=148
T-75th	Davis Baxter	78-74=152

Boilermaker Invitational Apr. 15-16

15th	Cincinnati	301-317-294=912
T-30th	Austin Squires	74-79-70=223
T-42nd	Brennen Walsh	75-77-74=226
50th	Chad Howard	74-81-72=227
77th	Jake Fox	78-80-78=236
83rd	Jared O'Kelley	80-81-83=244

American Championship Apr. 23-25

T-2nd	Cincinnati	291-288-293=872
T-5th	Austin Squires	72-68-74=214
T-9th	Jake Fox	73-71-74=218
T-11th	Brennen Walsh	73-74-72=219
T-15th	Jared O'Kelley	73-75-73=221
36th	Chad Howard	76-78-75=229

NCAA Tournament - West Lafayette Regional May 15-17

T-21st	Austin Squires	72-76-75=223
--------	----------------	--------------

ALL-TIME RESULTS
2016-17

Sept. 12-13	The Invitational at The Ocean Course	12th of 16	295-290-290=875
Sept. 18-20	Intercollegiate of the Grove	T-7th of 14	288-295-301=884
Sept. 26-27	Bearcat Invitational	T-4th of 10	293-283-288=864
Oct. 3-4	Firestone Invitational	1st of 16	283-284-283=850
Oct. 10-11	Mountaineer Intercollegiate	7th of 14	289-290-307=886
Oct. 28-30	Steelwood Collegiate	10th of 11	292-304-295=891
Feb. 20-21	Mobile Sports Authority Intercollegiate	6th of 15	290-287-288=865
Mar. 6-7	Colleton River Collegiate	4th of 11	297-297-304=898
Mar. 20-21	Lone Star Invitational	9th of 15	288-286-291=865
Apr. 3-4	Old Waverly Collegiate Championship	T-6th of 16	290-283=573
Apr. 15-16	Boilermaker Invitational	15th of 15	301-317-294=912
Apr. 23-25	American Championship	T-2nd of 9	291-288-293=872

2015-16

Sept. 11-12	The Invitational at The Ocean Course	6th of 12	291-291-309=891
Sept. 21-22	Memphis Intercollegiate	7th of 13	297-294-293=884
Sept. 26-28	Jackrabbit Invitational	11th of 14	312-293-299=904
Oct. 5-6	Fossum Memorial	2nd of 4	285-287-280=852
Oct. 19-20	Mountaineer Intercollegiate	9th of 14	299-305=604
Oct. 25-27	The Intercollegiate at The Grove	5th of 12	303-293=596
Mar. 7-8	Colleton River Collegiate	5th of 12	307-302-298=907
Mar. 21-22	Lone Star Invitational	T-12th of 17	300-308-313=921
Apr. 4-5	Old Waverly Collegiate Championship	10th of 16	301-296-301=898
Apr. 9-10	Hoosier Invitational	8th of 13	301-291=592
Apr. 16-17	Boilermaker Invitational	11th of 15	298-292-302=892
May 1-3	American Championship	6th of 9	295-293-303=891

2014-15

Sept. 8-9	Marshall Invitational	2nd of 15	284-281-286=856
Sept. 15-16	Memphis Intercollegiate	10th of 13	296-298-301=895
Sept. 29-30	Cardinal Intercollegiate	3rd of 16	298-289-290=877
Oct. 6-7	Bearcat Invitational	1st of 14	289-283=572
Oct. 20-21	Pinetree Intercollegiate	9th of 11	295-301-311=907
Oct. 26-28	The Intercollegiate at The Grove	10th of 12	298-306-308=912
Mar. 9-10	General Hacker Championship	14th of 15	298-296-313=907
Mar. 13-15	Seminole Intercollegiate	15th of 17	301-291-300=892
Apr. 6-7	Old Waverly Collegiate Championship	11th of 15	289-293-299=881
Apr. 11-12	Hoosier Invitational	2nd of 17	287-288-286=861
Apr. 18-19	Boilermaker Invitational	11th of 15	292-293-304=889
Apr. 26-28	American Championship	6th of 10	291-296-289=876

2013-14

Sept. 9-10	Marshall Invitational	T-2nd of 15	279-287-292=858
Sept. 23-24	Cardinal Intercollegiate	5th of 15	290-293-290=873
Sept. 30-Oct. 1	Cleveland State Invitational	1st of 13	281-275-279=835
Oct. 7-8	Bearcat Invitational	3rd of 16	288-297-286=871
Oct. 12-13	Temple Intercollegiate	3rd of 17	292-288=580
Feb. 17-18	Rice Intercollegiate	3rd of 15	296-285-298=879
Mar. 2-4	USF Invitational	12th of 17	293-287-281=861
Mar. 16-17	Talis Park Challenge	8th of 14	305-310-306=921
Mar. 31-Apr. 1	Memphis Intercollegiate	T-4th of 15	290-299-307=896
Apr. 7-8	Old Waverly	2nd of 15	289-291-280=860
Apr. 12-13	Bluegrass Invitational	3rd of 13	284-287-295=866
Apr. 27-29	AAC Championship	6th of 10	292-306-289=887

2012-13

Sept. 1-2	Turning Stone	12th of 13	311-302-313=926
Sept. 10-11	Marshall Invitational	10th of 16	294-289-288=871
Sept. 24-25	Cardinal Intercollegiate	14th of 15	308-302-307=917
Oct. 8-9	Bearcat Invitational	9th of 13	296-297-310=903
Oct. 15-17	Cabo Intercollegiate	12th of 12	318=318
March 3-5	USF Invitational	13th of 17	306-297-316=919
March 15-17	Seminole Intercollegiate	10th of 11	306-296-306=908
March 25-26	Memphis Intercollegiate	14th of 16	321-316-308=945
Apr. 8-9	Old Waverly	5th of 14	284-308-296=888
Apr. 28-30	BIG EAST Championship	9th of 12	298-299-298=895

2011-12

Sept. 12-13	Marshall Invitational	14th of 15	298-288-291=877
Sept. 26-27	Cardinal Invitational	16th of 18	303-304=607
Oct. 2-3	Miomar Lake Collegiate	11th of 12	309-314-310=933
Oct. 10-11	Bearcats Invitational	T8th of 15	290-296-299=885
Oct. 27-29	Cabo Invitational	12th of 12	312-310-312=934
March 4-6	USF Invitational	17th of 17	312-310-330=952
March 9-11	Seminole Invitational	17th of 18	291-302-318=911
April 9-10	Missouri Intercollegiate	12th of 15	317-310-298=925
April 21-22	Earl Yestingsmeier Invitational	T-11th of 15	385-370-397=1,152*
April 29-May 1	BIG EAST Championship	12th of 12	313-305-309=927

2010-11

Sept. 21-22	Cardinal Intercollegiate	15th of 16	305-300-297=902
Sept. 27-28	Fighting Irish Classic	12th of 14	303-302-289=894
Oct. 4-5	Telich/Sunlife Financial	6th of 16	295-303=598
Oct. 11-12	UC Invitational	7th of 18	289-303-293=885
Oct. 18-19	Davidson College	T-4th of 16	298-295-293=886
Feb. 10-12	The Match Play		
Mar. 4-6	USF Invitational	T-17th of 21	300-301-298=899
Mar. 10-12	Seminole Intercollegiate	T-11th of 18	296-296-294=886
Apr. 4-5	Mizzou Invitational	T-8th of 16	311-314-308=933
Apr. 9-10	Bluegrass Invitational	T-13th of 16	313-294-305=912
Apr. 17-19	BIG EAST Championship	6th of 12	301-303-294=898

2009-10

Sept. 21-22	Earl Yestingsmeier	3rd of 15	289-281-291=861
Sept. 28-29	Telich/Sunlife Financial	2nd of 12	305-305=610
Oct. 5-6	Fighting Irish Gridiron Classic	10th of 15	302-296-296=894
Oct. 12-13	UC Invitational	3rd of 17	306-295-296=897
Oct. 30-Nov. 1	The Match Play	7th of 10	
Feb. 28-Mar. 2	The Grover Page Classic	7th of 14	300-309-312=921
March 5-7	USF Invitational	22nd of 23	300-301-309=910
March 12-14	Seminole Intercollegiate	14th of 14	316-310-299=927
March 26-28	Ball State Cardinal Collegiate	10th of 15	305-300-315=920
April 10-11	UK Bluegrass Invitational	20th of 24	305-290-305=900
April 28-20	BIG EAST Championships	8th of 12	303-289-298=890

ALL-TIME RESULTS
2008-09

Sept. 22-23	Earl Yestingsmeier	7th of 13	293-289-293=875
Sept. 29-30	Cardinal Intercollegiate	12th of 15	295-299-303=897
Oct. 13-14	Xavier Invitational	16th of 20	306-291-292=889
Oct. 20-21	F&M Bank APSU	17th of 17	303-294-312=909
March 6-8	Ron Smith Invitational	23rd of 23	311-309-312=932
March 20-21	Linger Longer Invitational	12th of 13	315-308-319=942
March 28-29	Ball State Cardinal Collegiate	6th of 14	305-309=614
April 3-4	Marshall Invitational	11th of 16	302-295-297=894
April 11-12	Bluegrass Invitational	15th of 17	303-310-328=941
April 16	Crosstown Shootout vs. Xavier	Lost, 11 1/2 - 4 1/2	
April 19-21	BIG EAST Championships	11th of 12	304-300-302=906

2007-08

Sept. 24-25	Cleveland State Invitational	1st of 11	292-301-292=885
Oct. 1-2	Xavier Invitational	16th of 20	288-296-299=883
Oct. 7-8	D.A. Weibring Intercollegiate	7th of 12	295-288-301=884
Oct. 22-23	F&M Bank Intercollegiate	Cancelled	
Oct. 29-30	BIG EAST/MAC Challenge	15th of 11	302-291-307=900
Feb. 24-26	The Cuthbert Cup	12th of 12	312-306=618
March 3-4	Grover Page Classic	9th of 16	303-310=613
March 27	Butler Invitational	5th of 10	318-313=631
March 31-April 1	UC Spring Invitational	1st of 7	293-296-310=899
April 4-5	Marshall Invitational	8th of 17	289-294=583
April 13-14	Bluegrass Invitational	13th of 17	319-319-304=942
April 20-22	BIG EAST Championship	9th of 12	301-302-306=909

2006-07

Sept. 18-19	John Piper Intercollegiate	T-9th of 14	305-313=618
Sept. 25-26	John Dallio Memorial	10th of 14	293-303-304=900
Sept. 29	Northern Kentucky	Lost, 290-301	
Oct. 9-10	Crowne Plaza Colonial Classic	3rd of 11	296-304=600
Oct. 23-24	F&M Bank APSU	T-7th of 18	296-293-295=884
Nov. 4-5	BIG EAST/MAC Challenge	9th of 12	296-293-295=884
March 5-6	Grover Page Classic	12th of 16	315-313-299=927
March 17-18	Larosa's Collegiate Cup	1st of 9	285-278=563
March 19-20	Butler Spring Invitational	3rd of 8	299-307=606
March 30-31	EKU Spring Invitational	4th of 15	294-282-296=572
April 2-3	UC Spring Invitational	3rd of 12	300-291=591
April 16-17	IUPUI Spring Classic	7th of 14	322-337=569
April 22-24	BIG EAST Championship	T-6th of 12	305-307-284=896

2005-06

Sept. 16-17	Rutgers Invitational	8th of 13	298-297-287=882
Sept. 26-27	John Dallio Memorial	10th of 15	300-300-305=905
Oct. 6	Krump Kup	2nd of 3	299=299
Oct. 17-18	The 2005 Tillinghast	3rd of 9	309-300=609
Oct. 31	Dayton Fall Invitational	2nd of 12	316=316
Nov. 5-6	Big East/MAC Challenge	10th of 11	310-296-292=898
Mar. 20	Butler Spring Invitational	1st of 6	300=300
Mar.31-Apr. 1	Eastern Kentucky Invitational	8th of 13	316-304-308=928
Apr. 3-4	UC/UD Collegiate Invitational	4th of 9	320-315=635
Apr. 10-11	Billiken Invitational	T-8th of 14	302-299-311=912
Apr. 23-25	BIG EAST Championship	T-5th of 12	300-295-284=879

2004-05

Sept. 20-21	Butler Fall Invitational	T-6th of 14	293-292-304=889
Sept. 24-25	EKU Colonel Classic	10th of 12	309-295-293=897
Oct. 4	Dayton Fall Invitational	T-4th of 5	326=326
Oct. 8-10	Mission Inn Collegiate Classic	15th of 20	306-306-301=913
Oct. 25-26	F&M Bank Intercollegiate	16th of 16	299-296-304=899
Mar. 7-8	Emerald Coast Collegiate	12th of 13	309-303-317=929
Apr. 1-2	EKU Spring Intercollegiate	T-13th of 16	315=315
Apr. 4-5	UC/UD Invitational	2nd of 6	297-309=606
Apr. 11-12	Billiken Invitational	T-13th of 18	293-291-299=883
Apr. 18-20	C-USA Championship	11th of 14	309-307-302=918

2003-04

Sept. 15-16	Cougar Invitational	16th of 17	333-336-323=992
Sept. 20-21	Cardinal Cup	9th of 11	338-343-339=1020
Sept. 27-28	Notre Dame Invitational	T-12th of 14	345-337-352=1034
Oct. 27-28	Precept Intercollegiate	T-7th of 10	331-338=669
Nov. 3-4	Edwin Watts Intercollegiate	17th of 18	342-341-336=1019
Mar. 22-23	Bulldog Invitational	17th of 18	342-356=698
Mar. 26-27	NKU Invitational	T-6th of 18	319-310=629
Apr. 5-6	Lady Eagle Invitational	15th of 18	332-349-340=1021
Apr. 8	Krump Kup	2nd of 4	331=331
Apr. 11-12	Bronco Invitational	6th of 9	335-331=666
Apr. 21-23	C-USA Championship	9th of 9	367-349-354=1070

2002-03

Sept. 27-28	EKU Invitational	19th of 19	309-303=612
Oct. 7-8	Memphis Invitational	15th of 16	314-313-310=937
Oct. 14-15	Xavier Invitational	18th of 18	313-303-301=917
Oct. 28-29	Precept Invitational	6th of 9	318=310=628
Nov. 18-19	Mission Inn Golf Classic	12th of 13	317-314=631
Mar. 4-5	Lonnie Small Intercollegiate	2nd of 5	318-308=626
Mar. 21-22	EKU Spring Invitational	11th of 16	303-205-296=904
Apr. 4-6	Yale Spring Opener	8th of 21	317-330=647
Apr. 13-14	Bullock Collegiate Classic	5th of 14	302-304-296=902
Apr. 16	Krump Kup Highland	2nd of 3	322=322
Apr. 21-23	C-USA Championships	12th of 14	299-309-302=910

2001-02

Sept. 9-10	Cellular One Raising Cane	9th of 13	302-306-295=903
Sept. 22-23	Earl Yestingsmeier Inv.	T-11th of 19	293-290-303=886
Oct. 1-2	Rocky Mountain	7th of 15	293-294-299=886
Oct. 8-9	Xavier Provident Invitational	19th of 19	299-292-312=903
Oct. 20-23	Tillinghast Invitational	T-12 of 24	301-310=611
Feb. 10-12	Mississippi State Gulf Coast	15th of 15	333-312-317=962
Mar. 3-5	Emerald Coast Collegiate	9th of 11	327-319=646
Mar. 15-17	El Diablo Intercollegiate	19th of 20	311-316-325=952
Apr. 6-7	Bradford Creek	23rd of 25	306-303-308=917
Apr. 15-16	Billiken Invitational	8th of 16	305-302-306=913
Apr. 22-24	C-USA Championships	11th of 14	300-294-302=896

ALL-TIME RESULTS
2000-01

Sept. 16-17	James Madison Invitational	15th of 17	304-309=613
Sept. 23-24	Hawkeye Intercollegiate	10th of 12	299-306-310=915
Sept. 28-29	McLaughlin Invitational	7th of 20	301-314=615
Oct. 2-3	Hillman-Robbins Memorial	11th of 16	306-307-306=919
Oct. 9-10	Xavier invitational	16th of 20	301-305-305=911
Oct. 16-17	Legends of Indiana	11th of 13	285-287-300=872
Feb. 12-13	Southern Miss/Beau Rivage	14th of 16	320-304-308=932
Feb. 16-17	Emerald Coast Collegiate	10th of 17	315-328-319=962
Mar. 16-18	El Diablo Intercollegiate	23rd of 24	325-298=623
Mar. 22-24	Kauai Collegiate Cup	5th of 8	306-299-284=889
Apr. 5-7	Marshall Invitational	18th of 20	307-301-294=902
Apr. 14-17	Saint Louis Intercollegiate	10th of 16	310-314=624
Apr. 17-19	C-USA Championship	8th of 12	296-311-315=922

1999-2000

Sept. 17-18	Yale Fall Intercollegiate	1st of 35	290-292=582
Sept. 24-25	EKU Colonel Classic	T-13th of 19	291-310-318=919
Oct. 4-5	Legend of Indiana	10th of 16	303-298-286=887
Oct. 11-12	Xavier Invitational	T-6th of 19	294-296-296=886
Oct. 18-19	Louisville Intercollegiate	6th of 18	300-305=605
Oct. 25-26	Deep South Intercollegiate	T-5th of 18	282-299-296=877
Mar. 17-18	St. John's Invitational	14th of 15	312-318-323=953
Mar. 24-25	East Carolina Invitational	9th of 18	298-292-291=881
Apr. 7-8	Marshall Invitational	T-15th of 20	299-305=604
Apr. 10-11	Sam Houston Invitational	T-10th of 16	293-300-293=886
Apr. 17-19	C-USA Championship	7th of 12	305-298-295=898
Apr. 21-23	Princeton Invitational	T-2nd of 24	295=295

1998-99

Sept. 19-20	Yale Fall Intercollegiate	6th of 23	301-298-307=906
Sept. 28-29	Liberty Fall Golf Classic	T-9th of 15	305-296=601
Oct. 3-4	McLaughlin/Gimmler Inv.	5th of 20	304-289=593
Oct. 12-13	Xavier Invitational	3rd of 19	283-293-295=871
Oct. 19-20	Louisville Invitational	7th of 20	313-308=621
Oct. 26-27	Deep South Invitational	6th of 18	298-290-299=887
Mar. 5-7	Fripp Island Intercollegiate	16th of 16	313-314-320=947
Mar. 29-30	William & Mary Kiskiack Inv.	5th of 30	302-296=598
Apr. 5-6	UNCG Spartan Classic	8th of 17	311-323=634
Apr. 19-21	C-USA Championship	7th of 12	295-295-297=887
Apr. 23-24	Princeton Invitational	6th of 20	295-307=602
May 1-2	Fossum Invitational	17th of 17	304-309-315=928

1997-98

Sept. 12-14	Yale Fall Intercollegiate	3rd of 37	298-292-297=887
Sept. 22-23	Butler Fall Invitational	9th of 15	312-308-312=932
Sept. 25-27	EKU Invitational	T-9th of 11	310-306-299=915
Oct. 13-14	Columbia Intercollegiate	19th of 22	303-297-304=904
Oct. 20-21	Persimmon Ridge Invitational	15th of 23	319-304=623
Nov. 3-4	Deep South Invitational	16th of 18	313-315=628
Mar. 23-24	Liberty Invitational	1st of 7	311-301=612
Mar. 29-30	Butler Invitational	7th of 16	308-317=625
Apr. 5-6	Billiken Invitational	3rd of 17	307-303-298=908
Apr. 19-21	C-USA Championship	7th of 12	310-302-303=915
Apr. 24-25	Princeton Invitational	1st of 20	289-298=587
May 1-2	Cleveland State Invitational	1st of 10	291-289-289=869

1996-97

Sept. 13-15	Yale Fall Intercollegiate	22nd of 36	331-315-311=957
Sept. 24-25	Butler Fall Invitational	2nd of 17	311-302-306=919
Sept. 29-30	D.A. Weibring Intercollegiate	T-11th of 19	312-323-305=940
Oct. 14-15	Kangaroo's/Colonial Inter.	1st of 8th	298-316=614
Oct. 21-22	Persimmon Ridge Invitational	T-9th of 18	304-309=613
Feb. 24-25	San Antonio Invitational	10th of 15	336-318=654
Mar. 30-31	Butler Invitational	T-3rd of 18	308-328=636
Apr. 3-5	TSU Intercollegiate	3rd of 14	288-299=587
Apr. 7	Ball State Invitational	2nd of 20	303=303
Apr. 15-17	C-USA Championship	11th of 12	318-319-311=948
Apr. 18-19	Morehead State Classic	3rd of 7	322-313-296=931
Apr. 26-27	Cleveland State Invitational	2nd of 13	300-301-304=905

1995-96

Sept. 9	Dayton Invitational	4th of 10	293=293
Sept. 24-26	Western Kentucky Inv.	T-3rd of 16	297-304-298=899
Sept. 29-Oct. 1	EKU Colonel Classic	15th of 15	918=918
Oct. 15-16	Memphis Shootout		
Oct. 23-24	Louisville Fall Invitational	18th of 18	331-315-315=961
Apr. 1	Ball State Invitational	2nd of 23	304=304
Apr. 7-9	Morehead State Classic	12th of 17	306-300-315=921
Apr. 10	Ashland Invitational	1st of 15	315=315
Apr. 14-15	Xavier Invitational	5th of 19	304-298=602
Apr. 19	Dayton Invitational	3rd of 12	310=310
Apr. 21-22	Wright State	4th of 11	305-304=609
Apr. 28-29	Cleveland State Invitational	7th of 11	321-308-323=952
May 2-4	C-USA Championships	T-8th of 11	304-295-298=897

1994-95

Results Not Available

1993-94

Results Not Available

1992-93

Kentucky Invitational	17th of 22	320-316-309=945
Ashland Invitational	1st of 11	296=296
Ball St. Invitational	2nd of 24	389=389
Indiana Invitational	12th of 13	305-309-321=935
Wright State Invitational	8th of 14	381-379=760
Firestone Invitational	16th of 22	320-303-319=942
Michigan St. Invitational	17th of 20	931=931
Great Midwest Champ.	1st of 6	289-291-305=885

ALL-TIME RECORDS

YEARLY LOWEST SCORING AVERAGE

Year	Player	Stroke Average
1948	Tom Francis	76.6
1949	Tom Francis	75.1
1950	Dick Smith	74.5
1951	Paul Krummel	76.0
1952	Paul Krummel	74.9
1953	Bill Forbriger	76.2
1954	Cliff Rhein	73.4
1955	Don Gruber	75.6
1956	Leroy Federle	76.4
1957	Dick Jones	75.8
1958	Dick Jones	76.4
1959	Dick Jones	74.4
1960	Dick Jones	73.4
1961	Ed Driver	72.8
1962	John Ehlen	73.1
1963	John Ehlen	73.9

Year	Player	Stroke Average
1964	John Dunham	74.6
1965	George McManis	73.3
1966	George McManis	74.3
1967	John Irwin	76.6
1968	Tom Whitelaw	75.8
1969	Geoff Hensley	76.0
1970	Geoff Hensley	77.7
1971	Geoff Hensley	76.2
1972	Paul Schruager	76.7
1973	John Nichols	75.9
1974	John Nichols	74.3
1975	John Nichols	77.2
1976	Jeff Krumpelman	76.0
1977	Jim Kiduff	75.7
1978	Jim Kiduff	76.3
1979	Rick Brune	78.2
1980	Rick Brune	76.5

Year	Player	Stroke Average
1981	Mike Freed	77.6
1982	Mike Freed	75.5
1986	Paul Hobart	75.6
1987	Ted Travis	78.8
1988	Scott Schreck	78.6
1989	Brad Marsh	79.0
1990	Ron Bisher	78.3
1991	Ted Lambert	75.8
1992	Brad Marsh	76.9
1993	Brian Jones	77.1
1994	Brian Jones	75.8
1995	Brian Jones	73.7
1996	Dan Gage	76.4
1997	Adam Warren	76.5
1998	Jim Herman	74.6
1999	Jim Herman	74.1
2000	Jim Herman	73.0

Year	Player	Stroke Average
2001	Neil Lykins	74.5
2002	Neil Lykins	73.4
2003	Neil Lykins	76.0
2004	Adam Fluty	76.0
2005	Adam Fluty	75.3
2006	Geoff Newman	75.0
2007	Geoff Newman	74.4
2008	Joe Kastelic	74.5
2009	Alberto Fernandez	73.8
2010	Joe Kastelic	74.4
2011	Joe Kastelic	74.9
2012	David Tepe	74.8
2013	Emerson Newsome	75.2
2014	Jared Howard	72.9
2015	John Michael O'Toole	73.6
2016	Jared O'Kelley	74.1
2017	Austin Squires	71.9

CONFERENCE TOURNAMENT FINISH

Year	Conference	Finish
1990	Metro Conference	8th
1991	Metro Conference	5th
1992	Great Midwest	2nd
1993	Great Midwest	1st
1994	Great Midwest	1st
1995	Great Midwest	3rd
1996	Conference USA	8th
1997	Conference USA	11th
1998	Conference USA	7th
1999	Conference USA	6th
2000	Conference USA	7th
2001	Conference USA	8th
2002	Conference USA	11th
2003	Conference USA	12th
2004	Conference USA	13th
2005	Conference USA	11th
2006	Big East	T5th
2007	Big East	T6th
2008	Big East	9th
2009	Big East	11th
2010	Big East	8th
2011	Big East	6th
2012	Big East	12th
2013	Big East	9th
2014	American Athletic	6th
2015	American Athletic	6th
2016	American Athletic	6th
2017	American Athletic	T2nd

ALL-CONFERENCE HONORS

Year	Player
1992	Ted Lambert
	Dan Marsh
1993	Dan Gage
	Dave Voight
	Brian Jones
1995	Brian Jones
1996	Kevin Weidenweber
1998	Jim Herman
1999	Jim Herman
2006	Geoff Newmann
2009	Alberto Fernandez
2013	David Tepe
2017	Austin Squires

CONFERENCE PLAYER OF THE YEAR HONORS

Year	Player	Conference
2017	Austin Squires	American Athletic

TEAM TOURNAMENT TITLES

Year	Tournament
1974	Marietta Invitational
1975	Marietta Invitational
	Xavier Invitational
	Bearcat Invitational
1976	Marietta Invitational
1977	Wright State Invitational
	Centre Gold-White Tournament
1978	NKU Invitational
	Wright State Invitational
1994	Summit Classic
	GVC Tournament
1995	Ashland Invitational
	Cleveland State Invitational
1996	Colonial Classic
1997	Liberty Classic
	Princeton Invitational
	Cleveland State Invitational
1999	Yale Fall Invitational
2007	LaRosa's Collegiate
	Cleveland State Invitational
2008	Bearcat Invitational
2013	Cleveland State Invitational
2014	Bearcat Invitational
2017	Firestone Invitational

ALL-TIME RECORDS

INDIVIDUAL RECORDS (SINGLE SEASON)

Records since 1993-94

SCORING AVERAGE

(vs. par) Minimum Rounds: 15

Season	Name	Rounds	Avg. Score
2016-17	Austin Squires	38	71.92
2013-14	Jared Howard	35	72.86
1999-00	Jim Herman	32	73.16
2016-17	Jared O'Kelley	35	73.23
2001-02	Neil Lykins	31	73.39
2013-14	Baxter Reeves	34	73.62
2014-15	John Michael O'Toole	35	73.63
2008-09	Alberto Fernandez	29	73.79
2013-14	Jared O'Kelley	32	73.97
2008-09	Joe Kastelic	29	74.00
2015-16	Jared O'Kelley	33	74.06
2013-14	John Michael O'Toole	35	74.20
2013-14	Emerson Newsome	35	74.46
1998-99	Jim Herman	30	74.17
2015-16	Emerson Newsome	27	74.33
2000-01	Neil Lykins	35	74.46
1997-98	Jim Herman	31	74.68

WINS IN A SEASON

Minimum Rounds: 15

Season	Name	Tourneys	Wins
2005-06	Geoff Newman	9	2
1997-98	Jim Herman	12	2
2016-17	Austin Squires	13	1
2015-16	Davis Baxter	8	1
2014-15	Baxter Reeves	12	1
2012-13	Emerson Newsome	10	1
2012-13	David Tepe	11	1
2011-12	David Tepe	10	1
2005-06	Joe Young	10	1
1999-00	Jim Herman	12	1
1998-99	Jim Herman	12	1
1997-98	Tracy Mount	12	1
1996-97	Nick Lykins	9	1
1993-94	Brian Jones	11	1
1993-94	Joe Schweitzer	6	1

ROUNDS PLAYED

Minimum Rounds: 15

Season	Name	Rounds
2016-17	Austin Squires	38.0
2016-17	Jared O'Kelley	35.0
2014-15	Jared Howard	35.0
2014-15	John Michael O'Toole	35.0
2014-15	Baxter Reeves	35.0
2013-14	Jared Howard	35.0
2013-14	Emerson Newsome	35.0
2013-14	John Michael O'Toole	35.0
2000-01	Neil Lykins	35.0
2013-14	Baxter Reeves	34.0
2016-17	Jake Fox	33.0
2000-01	Brad Wilder	33.0
1994-95	Dan Gage	33.0
2015-16	Jared O'Kelley	33.0

TEAM (SINGLE SEASON)

SCORING AVERAGE

Minimum Rounds: 15

Season	Coach	Round	Avg. Score
2013-14	Doug Martin	35.0	291.06
2016-17	Doug Martin	35.0	292.43
2014-15	Doug Martin	35.0	295.00
2015-16	Doug Martin	33.0	297.94
2010-11	Doug Martin	29.0	299.76
1999-00	John Reis	32.0	299.81
2006-07	Doug Martin	31.0	300.26
2009-10	Doug Martin	29.0	301.03
1998-99	John Reis	30.0	301.50
2007-08	Doug Martin	29.0	301.62
2005-06	Janet Carl	25.0	302.48
2004-05	Janet Carl	25.0	303.00
2012-13	Doug Martin	28.0	303.21
2008-09	Doug Martin	29.0	303.41
1997-98	John Reis	32.0	303.56

TEAM WINS IN A SEASON

Season	Coach	Tourneys	Wins
1994-95	Bob Hartman	15	4
1997-98	John Reis	12	3
2007-08	Doug Martin	11	2
2016-17	Doug Martin	12	1
2014-15	Doug Martin	12	1
2013-14	Doug Martin	12	1
2006-07	Doug Martin	13	1
2005-06	Janet Carl	11	1
2002-03	Kerry Sahms	11	1
1999-00	John Reis	12	1
1996-97	John Reis	12	1
1993-94	Bob Hartman	12	1

INDIVIDUAL RECORDS (TOURNAMENTS)

LOW ROUND

Season	Name	Tourney	Rd	Score
2015-16	Chad Howard	Fossum Memorial	2	64
2010-11	Zack Bates	Bearcat Inv.	1	65
2008-09	Joe Kastelic	Earl Yestingsmeier Inv.	2	66
2000-01	Neil Lykins	Kauai Collegiate Cup	3	66
1998-99	Jim Herman	Red Storm Inv.	2	66
2016-17	Jake Fox	Bearcat Inv.	2	67
2014-15	Jared Howard	Cardinal Intercol.	3	67
2014-15	John Michael O'Toole	Marshall Inv.	2	67
2013-14	Jared Howard	Old Waverly	3	67
2013-14	Emerson Newsome	Cardinal Intercol.	1	67
2013-14	Jared O'Kelley	Cleveland St. Inv.	2	67
2013-14	Jared O'Kelley	Bluegrass Inv.	3	67
2013-14	Baxter Reeves	Marshall Inv.	1	67
2012-13	Emerson Newsome	Old Waverly	1	67
2008-09	Alberto Fernandez	Marshall Inv.	3	67
2006-07	Paul Marshall	Golf Exchange Classic	2	67
1999-00	Jim Herman	Bearcat Classic	1	67
1999-00	Jim Herman	Xavier Provident Inv.	2	67
1997-98	Jim Herman	Princeton Inv.	1	67
1997-98	Jim Herman	Yale Intercol.	2	67
1994-95	Brian Jones	WKU/Summit Classic	2	67

LOW 18 HOLE TOTAL VS. PAR

Season	Name	Tourney	Rd	Score	Par
2015-16	Chad Howard	Fossum Memorial	2	64	-8
2010-11	Zack Bates	Bearcat Inv.	1	65	-7
2008-09	Joe Kastelic	Yestingsmeier Inv.	2	66	-4
2000-01	Neil Lykins	Kauai Collegiate Cup	3	66	-6
1998-99	Jim Herman	Red Storm Inv.	2	66	-4
2014-15	Jared Howard	Cardinal Intercol.	3	67	-5
2014-15	Baxter Reeves	Bearcat Inv.	2	67	-5
2013-14	Emerson Newsome	Cardinal Intercol.	1	67	-5
2013-14	Jared Howard	Old Waverly	3	67	-5
2013-14	Jared O'Kelley	Cleveland St. Inv.	2	67	-5
2013-14	Jared O'Kelley	Bluegrass Inv.	3	67	-5
2012-13	Emerson Newsome	Old Waverly	1	67	-5
1999-00	Jim Herman	Bearcat Classic	1	67	-5
1994-95	Brian Jones	WKU/Summit Classic	2	67	-5
2016-17	Jake Fox	Bearcat Inv.	2	67	-4
2014-15	John Michael O'Toole	Marshall Inv.	2	67	-4
2013-14	Baxter Reeves	Marshall Inv.	1	67	-4
2008-09	Alberto Fernandez	Marshall Inv.	3	67	-4
1999-00	Jim Herman	Xavier Provident Inv.	2	67	-4
1997-98	Jim Herman	Princeton Inv.	1	67	-4
2016-17	Austin Squires	Bearcat Inv.	2	68	-4
2016-17	Austin Squires	Bearcat Inv.	3	68	-4
2016-17	Austin Squires	Inv. at Ocean Course	2	68	-4
2016-17	Austin Squires	Old Waverly	2	68	-4
2016-17	Jared O'Kelley	Intercol. at the Grove	2	68	-4
2016-17	Jared O'Kelley	Lone Star Inv.	2	68	-4
2016-17	Jared O'Kelley	Old Waverly	2	68	-4
2014-15	Davis Baxter	Bearcat Inv.	1	68	-4
2013-14	Baxter Reeves	Bearcat Inv.	3	68	-4
2013-14	Jared Howard	Cleveland St. Inv.	2	68	-4
2013-14	John Michael O'Toole	USF Inv.	1	68	-4
2013-14	John Michael O'Toole	USF Inv.	3	68	-4
2012-13	Blake Hamilton	Old Waverly	1	68	-4
2008-09	Joe Kastelic	Cardinal Intercol.	2	68	-4
2001-02	Neil Lykins	Rocky Mtn Intercol.	2	68	-4
2000-01	Neil Lykins	Kauai Collegiate Cup	2	68	-4
2000-01	Neil Lykins	Indiana Inter.	2	68	-4
1998-99	Jim Herman	Deep South Inv.	2	68	-4
1996-97	Adam Warren	TSU Intercol.	1	68	-4
1994-95	Brian Jones	Eagle Classic	2	68	-4

LOW 36 HOLE TOTAL VS. PAR

Season	Name	Tourney	Score	Par
2016-17	Austin Squires	Firestone Inv.	137	-7
2015-16	Jared O'Kelley	Inv. at the Ocean Course	137	-7
2013-14	Jared Howard	Cleveland St. Inv.	137	-7
2012-13	Emerson Newsome	Old Waverly	138	-6
2012-13	David Tepe	Big East Champ	138	-6
2013-14	Jared Howard	Marshall Inv.	138	-4
1999-00	Jim Herman	Xavier Provident Inv.	136	-6
2008-09	Joe Kastelic	Cardinal Intercol.	138	-6
1997-98	Jim Herman	1998 CSU/CER Inv.	138	-6
2016-17	Jared O'Kelley	Old Waverly	139	-5
2016-17	Jared O'Kelley	Lone Star Inv.	139	-5
2016-17	Austin Squires	Old Waverly	139	-5
2015-16	Davis Baxter	Mountaineer Intercol.	139	-5
2013-14	Emerson Newsome	Cardinal Intercol.	139	-5
2001-02	Neil Lykins	Rocky Mtn. Intercol.	139	-5
1999-00	Jim Herman	Bearcat Classic	139	-5
2016-17	Jared O'Kelley	Mountaineer Intercol.	140	-4
2016-17	Austin Squires	American Champ	140	-4
2013-14	Emerson Newsome	Bluegrass Inv.	140	-4
2013-14	Baxter Reeves	Cleveland St. Inv.	140	-4

ALL-TIME RECORDS

LOW 54 HOLE TOTAL VS. PAR

Season	Name	Tourney	Score	Par
2016-17	Austin Squires	Firestone Inv.	205	-11
2013-14	Jared Howard	Cleveland St. Inv.	207	-9
2012-13	David Tepe	Big East Champ.	208	-8
2000-01	Neil Lykins	Kauai Collegiate Cup	208	-8
1999-00	Jim Herman	Bearkat Classic	208	-8
1997-98	Jim Herman	CSU/CER Inv.	208	-8
2015-16	Jared O'Kelley	Invit. at the Ocean Course	209	-7
2013-14	Baxter Reeves	Cleveland St. Inv.	209	-7
2016-17	Austin Squires	Inv. at Ocean Course	210	-6
2012-13	Emerson Newsome	Old Waverly	210	-6
2013-14	Jared Howard	Old Waverly	211	-5
2013-14	Baxter Reeves	Bearcat Inv.	211	-5
2005-06	Geoff Newman	Big East Champ	211	-5

TEAM RECORDS (TOURNAMENTS)

LOW ROUND

Season	Coach	Tourney	Rd	Score
2013-14	Doug Martin	Cleveland St. Inv.	2	275
2006-07	Doug Martin	Golf Exchange Classic	2	278
2013-14	Doug Martin	Cleveland St. Inv.	3	279
2013-14	Doug Martin	Marshall Inv.	1	279
2013-14	Doug Martin	Old Waverly	3	280
2015-16	Doug Martin	Fossum Memorial	3	280
2013-14	Doug Martin	Cleveland St	1	281
2013-14	Doug Martin	USF Inv.	3	281
2009-10	Doug Martin	Yestingsmeier Inv.	2	281
2006-07	Doug Martin	EKU Spring Invit.	2	282
1999-00	John Reis	Deep South Intercol.	1	282
2016-17	Doug Martin	Bearcat Inv.	2	283
2016-17	Doug Martin	Firestone Inv.	1	283
2016-17	Doug Martin	Firestone Inv.	3	283
2016-17	Doug Martin	Old Waverly	2	283
2014-15	Doug Martin	Bearcat Inv.	2	283
1998-99	John Reis	Xavier Provident Inv.	1	283

LOW 18 HOLE TOTAL VS. PAR

Season	Name	Tourney	Rd	Score	Par
2013-14	Doug Martin	Cleveland St. Inv.	2	275	-13
2013-14	Doug Martin	Cleveland St. Inv.	3	279	-9
2013-14	Doug Martin	Marshall Inv.	1	279	-5
2013-14	Doug Martin	Old Waverly	3	280	-8
2015-16	Doug Martin	Fossum Memorial	3	280	-8
2013-14	Doug Martin	Cleveland St. Inv.	1	281	-7
2013-14	Doug Martin	USF Inv.	3	281	-7
2006-07	Doug Martin	EKU Spring Invit.	2	282	-6
1999-00	John Reis	Deep South Intercol.	1	282	-6
2016-17	Doug Martin	Firestone Inv.	1	283	-5
2016-17	Doug Martin	Firestone Inv.	3	283	-5
2016-17	Doug Martin	Old Waverly	2	283	-5
2014-15	Doug Martin	Bearcat Inv.	2	283	-5
2013-14	Doug Martin	Bluegrass Inv.	1	284	-4
2012-13	Doug Martin	Old Waverly	1	284	-4
2006-07	Doug Martin	Big East/MAC Challenge	3	284	-4
2006-07	Doug Martin	Big East Champ	3	284	-4
2005-06	Janet Carl	Big East Champ	3	284	-4
2000-01	John Reis	Kauai Collegiate Cup	3	284	-4

LOW 36 HOLE TOTAL VS. PAR

Season	Name	Tourney	Score	Par
2013-14	Doug Martin	Cleveland St. Inv.	556	-20
2006-07	Doug Martin	Golf Exchange Classic	563	+3
2013-14	Doug Martin	Marshall Inv.	566	-2
2016-17	Doug Martin	Firestone Inv.	567	-9
2009-10	Doug Martin	Yestingsmeier Inv.	570	+10
2013-14	Doug Martin	Bluegrass Inv.	571	-5
2000-01	John Reis	Indiana Intercol.	572	-4
2015-16	Doug Martin	Fossum Memorial	572	-4
2016-17	Doug Martin	Old Waverly	573	-3
2016-17	Doug Martin	Lone Star Inv.	574	-2
2016-17	Doug Martin	Bearcat Inv.	576	E
2006-07	Doug Martin	EKU Spring Inv.	576	E
1998-99	John Reis	Xavier Provident Inv.	576	+8
2016-17	Doug Martin	American Champ	579	+3
2016-17	Doug Martin	Moutaineer Intercol.	579	+3
2013-14	Doug Martin	USF Inv.	580	+4
1997-98	John Reis	CSU/CER Inv.	580	+4
2013-14	Doug Martin	Old Waverly	580	+4
2013-14	Doug Martin	Temple Inv.	580	+20

LOW 54 HOLE TOTAL VS. PAR

Season	Name	Tourney	Score	Par
2013-14	Doug Martin	Cleveland St. Inv.	835	-29
2016-17	Doug Martin	Fireston Inv.	850	-14
2015-16	Doug Martin	Fossum Memorial	852	-12
2014-15	Doug Martin	Marshall Inv.	856	-4
2013-14	Doug Martin	Marshall Inv.	858	+6
2013-14	Doug Martin	Old Waverly	860	-4
2013-14	Doug Martin	USF Inv.	861	-3
2009-10	Doug Martin	Yestingsmeier Inv.	861	+21
2016-17	Doug Martin	Bearcat Inv.	864	+12
2016-17	Doug Martin	Mobile SAI	865	+1
2016-17	Doug Martin	Lone Star Inv.	865	+1
2013-14	Doug Martin	Bluegrass Inv.	866	+2
1997-98	John Reis	CSU/CER Inv.	869	+5
2013-14	Doug Martin	Bearcat Inv.	871	+7
2012-13	Doug Martin	Marshall Inv.	871	+19
1998-99	John Reis	Xavier Provident Inv.	871	+19
2016-17	Doug Martin	American Champ	872	+20
2006-07	Doug Martin	EKU Spring Invit.	872	+8
2000-01	John Reis	Indiana Intercol.	872	+8

PLAYER CAREER RECORDS

SCORING AVERAGE

Minimum Rounds: 50

Name	Rds	Avg.	Career
Jared O'Kelley	132	74.01	14,15,16,17
Joe Kastelic	116	74.46	08,09,10,11
Emerson Newsome	104	74.73	13,14,15,16
Neil Lykins	97	74.89	00,01,02,03
Jim Herman	122	75.16	97,98,99,00
Alberto Fernandez	106	75.39	06,07,08,09
David Tepe	118	75.47	10,11,12,13
Brennen Walsh	57	75.54	14,15,16,17
Jared Howard	92	75.65	12,13,14
Geoff Newman	91.5	75.78	04,05,06,07
Blake Hamilton	86	76.26	13,14,16,17
Brad Wilder	127	76.33	98,99,00,01
Dan Gage	80	76.78	94,95,96
Joe Young	87	76.79	04,05,06,07
Nick Lykins	108	76.85	97,98,99,00

WINS

Name	Tourneys	Wins	Career
Jim Herman	48	4	97,98,99,00
Brian Jones	24	2	94,95
Joe Young	37	2	04,05,06,07
Geoff Newman	39	2	04,05,06,07
David Tepe	41	2	10,11,12,13
Joe Schweitzer	18	1	94,95,96
Emerson Newsome	37	1	13,14,15,16
Tracy Mount	34	1	97,98,99
Dan Gage	37	1	94,95,96
Nick Lykins	42	1	97,98,99,00
Baxter Reeves	24	1	14,15
Davis Baxter	61	1	15,16,17
Austin Squires	66	1	16,17

ROUNDS PLAYED

Name	Rounds	Career
Jared O'Kelley	132.0	14,15,16,17
Brad Wilder	127.0	98,99,00,01
Jared Howard	127.0	12,13,14,15
Jim Herman	122.0	97,98,99,00
David Tepe	118.0	10,11,12,13
Joe Kastelic	116.0	08,09,10,11
Nick Lykins	108.0	97,98,99,00
Alberto Fernandez	106.0	06,07,08,09
Ryan Lilly	105.0	98,99,00,01
Emerson Newsome	104.0	13,14,15,16
Neil Lykins	97.0	00,01,02,03
Geoff Newman	91.5	04,05,06,07
Chris Larbes	90.5	01,02,03,04
Andrew Desmarais	88.0	10,11,12,13
Adam Warren	87.0	95,96,97
Joe Young	87.0	04,05,06,07
Blake Hamilton	86.0	13,14,16,17
Kirk Hathaway	85.0	99,00,01,02
Tracy Mount	85.0	97,98,99

ALL-TIME RECORDS

CAREER SCORING

Records since 1993-94

BRANDON ANNESS

Season	Tourneys	Rds.	Score
1995-96	4	10.0	83.00
1996-97	3	7.0	82.14
Career	7	17.0	82.65

PAUL ASELAGÉ

Season	Tourneys	Rds.	Score
1993-94	2	4.0	83.25
Career	2	4.0	83.25

CHAD AYRES

Season	Tourneys	Rds.	Score
1996-97	2	4.0	82.25
Career	2	4.0	82.25

ZACK BATES

Season	Tourneys	Rds.	Score
2009-10	10	29.0	77.31
2010-11	10	29.0	76.03
2011-12	5	14.0	78.29
2012-13	1	3.0	81.33
Career	26	75.0	77.16

DAVIS BAXTER

Season	Tourneys	Rds.	Score
2014-15	8	23.0	75.43
2015-16	8	21.0	76.00
2016-17	6	17.0	77.47
Career	22	61.0	76.20

BRAD BESSLER

Season	Tourneys	Rds.	Score
2000-01	4	11.0	77.64
2001-02	4	9.0	79.44
Career	8	20.0	78.45

TYLER BICE

Season	Tourneys	Rds.	Score
2007-08	2	6.0	81.50
Career	2	6.0	81.50

ED BOND

Season	Tourneys	Rds.	Score
1993-94	1	1.0	82.00
1994-95	2	4.0	81.75
Career	3	5.0	81.80

RYAN CAHILL

Season	Tourneys	Rds.	Score
2007-08	11	29.0	77.00
2008-09	7	20.0	78.55
2009-10	1	3.0	77.33
Career	19	52.0	77.62

JOHN CLODFELDER

Season	Tourneys	Rds.	Score
2002-03	8	19.0	77.79
2003-04	7	17.5	77.49
2004-05	7	18.0	76.44
2005-06	11	25.0	76.96
Career	33	79.5	77.16

TONY CORDER

Season	Tourneys	Rds.	Score
1997-98	1	3.0	85.67
Career	1	3.0	85.67

CHRIS CORREIA

Season	Tourneys	Rds.	Score
2012-13	1	3.0	82.67
Career	1	3.0	82.67

JAKE DALY

Season	Tourneys	Rds.	Score
2010-11	1	3.0	77.33
Career	1	3.0	77.33

ANDREW DESMARAI

Season	Tourneys	Rds.	Score
2009-10	10	29.0	77.24
2010-11	10	29.0	76.76
2011-12	9	26.0	77.65
2012-13	2	4.0	78.00
Career	31	88.0	77.24

RYAN DETMER

Season	Tourneys	Rds.	Score
1998-99	2	5.0	79.00
2001-02	5	11.0	82.00
Career	7	16.0	81.06

PHIL FERGUSON

Season	Tourneys	Rds.	Score
1993-94	7	12.0	79.58
1994-95	1	1.0	87.00
1995-96	1	1.0	77.00
Career	9	14.0	79.93

ALBERTO FERNANDEZ

Season	Tourneys	Rds.	Score
2005-06	8	17.0	77.71
2006-07	13	31.0	75.32
2007-08	11	29.0	75.69
2008-09	10	29.0	73.79
Career	42	106.0	75.39

ADAM FLUTY

Season	Tourneys	Rds.	Score
2003-04	6	14.5	76.00
2004-05	9	22.0	75.27
2005-06	6	13.0	75.31
Career	21	49.5	75.49

JAKE FOX

Season	Tourneys	Rds.	Score
2016-17	11	33.0	75.27
Career	11	33.0	75.27

DAN GAGE

Season	Tourneys	Rds.	Score
1993-94	9	17.0	79.00
1994-95	15	33.0	76.27
1995-96	13	30.0	76.07
Career	37	80.0	76.78

BLAKE HAMILTON

Season	Tourneys	Rds.	Score
2012-13	10	28.0	77.57
2013-14	5	14.0	75.14
2015-16	9	26.0	76.54
2016-17	7	21.0	75.95
Career	31	86.0	76.26

KURT HARRIS

Season	Tourneys	Rds.	Score
2008-09	8	23.0	80.17
2009-10	2	5.0	78.00
2010-11	3	8.0	77.88
2011-12	3	8.0	80.38
Career	16	44.0	79.55

KIRK HATHAWAY

Season	Tourneys	Rds.	Score
1998-99	4	10.0	76.90
1999-00	12	32.0	77.03
2000-01	10	25.0	77.72
2001-02	7	18.0	80.44
Career	33	85.0	77.94

PATRICK HEKIN

Season	Tourneys	Rds.	Score
2002-03	4	9.0	81.33
2003-04	2	4.0	82.75
2004-05	1	2.0	85.00
Career	7	15.0	83.03

PETER HEILE

Season	Tourneys	Rds.	Score
2004-05	3	7.0	79.14
2006-07	1	1.0	89.00
Career	4	8.0	80.38

RYAN HEINLY

Season	Tourneys	Rds.	Score
2006-07	1	2.0	74.00
2007-08	3	8.0	79.25
Career	4	10.0	78.20

JIM HERMAN

Season	Tourneys	Rds.	Score
1996-97	12	29.0	78.93
1997-98	12	31.0	74.68
1998-99	12	30.0	74.17
1999-00	12	32.0	73.16
Career	48	122.0	75.16

CHAD HOWARD

Season	Tourneys	Rds.	Score
2013-14	1	3.0	77.00
2014-15	1	2.0	88.00
2015-16	7	19.0	76.21
2016-17	6	17.0	74.94
Career	15	41.0	75.93

JARED HOWARD

Season	Tourneys	Rds.	Score
2011-12	10	29	77.55
2012-13	10	28	77.18
2013-14	12	35	72.86
2014-15	12	35	74.11
Career	34	127	75.23

PAUL HUBER

Season	Tourneys	Rds.	Score
2015-16	2	6.0	78.83
2016-17	7	21.0	76.29
Career	9	27.0	76.85

MIKE IRWIN

Season	Tourneys	Rds.	Score
2011-12	6	18.0	79.72
2012-13	1	3.0	80.00
Career	7	21.0	79.76

BRIAN JONES

Season	Tourneys	Rds.	Score
1993-94	11	20.0	77.30
1994-95	13	29.0	75.14
Career	24	49.0	76.02

JOE KASTELIC

Season	Tourneys	Rds.	Score
2007-08	11	29.0	74.55
2008-09	10	29.0	74.00
2009-10	10	29.0	74.38
2010-11	10	29.0	74.90
Career	41	116.0	74.46

TOM LAMBERT

Season	Tourneys	Rds.	Score
1993-94	3	4.0	77.25
Career	3	4.0	77.25

CHRIS LARBES

Season	Tourneys	Rds.	Score
2000-01	7	20.0	78.80
2001-02	8	22.0	77.64
2002-03	11	26.0	77.35
2003-04	9	22.5	76.18
Career	35	90.5	77.45

RANDY LARBES

Season	Tourneys	Rds.	Score
1994-95	3	9.0	76.44
1995-96	13	30.0	76.17
Career	16	39.0	76.23

SHAUN LASANCE

Season	Tourneys	Rds.	Score
2001-02	2	6.0	76.67
Career	2	6.0	76.67

MATT LEDOM

Season	Tourneys	Rds.	Score
2009-10	10	29.0	77.93
2010-11	3	9.0	80.89
2011-12	2	6.0	90.17
Career	15	44.0	80.20

JARRYD LENTZ

Season	Tourneys	Rds.	Score
2007-08	3	8.0	80.88
2008-09	6	16.0	79.25
Career	9	24.0	79.79

BEN LICKLITER

Season	Tourneys	Rds.	Score
1993-94	8	14.0	78.14
Career	8	14.0	78.14

RYAN LILLY

Season	Tourneys	Rds.	Score
1997-98	11	29.0	76.55
1998-99	8	20.0	77.05
1999-00	11	30.0	76.80
2000-01	10	26.0	80.54
Career	40	105.0	77.70

NEIL LYKINS

Season	Tourneys	Rds.	Score
1999-00	2	5.0	81.40
2000-01	13	35.0	74.46
2001-02	11	31.0	73.39
2002-03	11	26.0	76.00
Career	37	97.0	74.89

NICK LYKINS

Season	Tourneys	Rds.	Score
1996-97	9	22.0	78.45
1997-98	10	27.0	77.67
1998-99	12	30.0	76.37
1999-00	11	29.0	75.38
Career	42	108.0	76.85

PAUL MARSHALL

Season	Tourneys	Rds.	Score
2005-06	5	8.0	76.38
2006-07	10	22.0	76.18
Career	15	30.0	76.23

SPENCER MELLON

Season	Tourneys	Rds.	Score
2010-11	7	21.0	76.76
2011-12	4	11.0	80.55
2012-13	3	9.0	78.44
Career	14	41.0	78.15</

ALL-TIME RECORDS

JUSTIN MEYER

Season	Tourneys	Rds.	Score
2003-04	3	6.5	79.69
2004-05	1	3.0	75.33
Career	4	9.5	78.32

SCOTT MICKLEWRIGHT

Season	Tourneys	Rds.	Score
2001-02	4	12.0	76.75
Career	4	12.0	76.75

ADAM MILLSON

Season	Tourneys	Rds.	Score
2012-13	1	3.0	82.33
2013-14	1	3.0	79.67
Career	2	6.0	81.00

HAYS MORELAND

Season	Tourneys	Rds.	Score
2015-16	2	6.0	78.83
2016-17	0	0.0	00.00
Career	2	6	78.83

FRANK MORRIS, II

Season	Tourneys	Rds.	Score
2001-02	3	7.0	81.57
2002-03	4	10.0	82.30
Career	7	17.0	82.00

TOMMY MOSURE

Season	Tourneys	Rds.	Score
2008-09	2	6.0	80.00
2009-10	1	3.0	87.67
2010-11	1	3.0	80.67
Career	4	12.0	82.08

TRACEY MOUNT

Season	Tourneys	Rds.	Score
1995-96	10	18.0	81.06
Career	10	18.0	81.06

TRACY MOUNT

Season	Tourneys	Rds.	Score
1996-97	12	29.0	78.62
1997-98	12	32.0	76.88
1998-99	10	24.0	77.08
Career	34	85.0	77.53

GEOFF NEWMAN

Season	Tourneys	Rds.	Score
2003-04	7	16.5	77.88
2004-05	10	25.0	76.12
2005-06	9	19.0	75.00
2006-07	13	31.0	74.87
Career	39	91.5	75.78

EMERSON NEWSOME

Season	Tourneys	Rds.	Score
2012-13	10	28.0	75.18
2013-14	12	35.0	74.46
2014-15	5	14.0	75.29
2015-16	10	27.0	74.33
Career	37	104.0	74.73

JARED O'KELLEY

Season	Tourneys	Rds.	Score
2013-14	7	32.0	73.97
2014-15	11	32.0	74.84
2015-16	12	33.0	74.06
2016-17	12	35.0	73.23
Career	42	132.0	74.01

JOHN MICHAEL O'TOOLE

Season	Tourneys	Rds.	Score
2013-14	12	35	74.20
2014-15	12	35	73.63
Career	24	70	73.91

JACOB PATTERSON

Season	Tourneys	Rds.	Score
2005-06	3	4.0	83.25
2006-07	1	2.0	83.50
Career	4	6.0	83.33

KYLE PINGER

Season	Tourneys	Rds.	Score
2004-05	4	9.0	77.78
2005-06	5	11.0	79.73
Career	9	20.0	78.85

NICK PROUD

Season	Tourneys	Rds.	Score
2007-08	2	5.0	81.80
2008-09	8	22.0	79.14
2009-10	1	3.0	76.33
2010-11	2	6.0	80.33
Career	13	36.0	79.47

BAXTER REEVES

Season	Tourneys	Rds.	Score
2013-14	12	34.0	73.62
2014-15	12	35.0	75.69
Career	24	69.0	74.67

SONNY RINALA

Season	Tourneys	Rds.	Score
1993-94	6	11.0	79.09
1994-95	10	22.0	78.18
Career	16	33.0	78.48

SCOT SAPP

Season	Tourneys	Rds.	Score
2014-15	3	8.0	78.25
2015-16	1	3.0	80.33
2016-17	2	6.0	77.50
Career	6	17.0	78.35

BRAD SCHMIDT

Season	Tourneys	Rds.	Score
1997-98	1	3.0	79.67
Career	1	3.0	79.67

JOE SCHWEITZER

Season	Tourneys	Rds.	Score
1993-94	6	8.0	76.63
1994-95	12	25.0	77.92
Career	18	33.0	77.61

SCOTT SHAPIRO

Season	Tourneys	Rds.	Score
1999-00	1	3.0	81.67
Career	1	3.0	81.67

CRAIG SMITH

Season	Tourneys	Rds.	Score
2000-01	12	32.0	78.97
2001-02	11	31.0	78.06
Career	23	63.0	78.52

SCOTT SMITH

Season	Tourneys	Rds.	Score
1996-97	12	29.0	78.93
1997-98	2	5.0	81.60
Career	14	34.0	79.32

AUSTIN SQUIRES

Season	Tourneys	Rds.	Score
2015-16	10	28.0	76.00
2016-17	13	38.0	71.92
Career	23	66.0	73.65

TIM SWEENEY

Season	Tourneys	Rds.	Score
1993-94	2	3.0	81.33
Career	2	3.0	81.33

DAVID TEPE

Season	Tourneys	Rds.	Score
2009-10	10	29.0	75.72
2010-11	10	29.0	75.24
2011-12	10	29.0	74.48
2012-13	11	31.0	76.35
Career	41	118.0	75.47

RYNE TOOLE

Season	Tourneys	Rds.	Score
2008-09	1	3.0	78.67
2009-10	3	8.0	80.25
Career	4	11.0	79.82

BLAKE TUCKER

Season	Tourneys	Rds.	Score
2006-07	8	19.0	77.00
2007-08	10	27.0	76.41
2008-09	1	3.0	78.00
Career	19	49.0	76.73

LUKE UNDERHILL

Season	Tourneys	Rds.	Score
2004-05	2	5.0	77.00
2005-06	7	15.0	78.60
2006-07	1	1.0	80.00
Career	10	21.0	78.29

KANE VOLSKY

Season	Tourneys	Rds.	Score
2007-08	8	20.0	77.30
Career	8	20.0	77.30

CHRISTIAN VINING

Season	Tourneys	Rds.	Score
2014-15	1	2	78.00
Career	1	2	78.00

ANDY VON DERAU

Season	Tourneys	Rds.	Score
2001-02	3	8.0	84.13
Career	3	8.0	84.13

BRENNEN WALSH

Season	Tourneys	Rds.	Score
2013-14	2	6.0	75.50
2014-15	4	11.0	74.55
2015-16	8	23.0	76.35
2016-17	6	17.0	75.12
Career	20	57.0	75.54

KYLE WARD

Season	Tourneys	Rds.	Score
2003-04	3	7.0	80.86
Career	3	7.0	80.86

ADAM WARREN

Season	Tourneys	Rds.	Score
1994-95	14	30.0	77.07
1995-96	12	29.0	77.90
1996-97	12	28.0	77.07
Career	38	87.0	77.34

ALEX WENZEL

Season	Tourneys	Rds.	Score
2005-06	4	7.0	79.43
2006-07	12	28.0	76.93
Career	16	35.0	77.43

KEVIN WIEDENWEBER

Season	Tourneys	Rds.	Score
1994-95	6	12.0	77.42
1995-96	11	25.0	77.08
Career	17	37.0	77.19

JESSE WIKIN

Season	Tourneys	Rds.	Score
1995-96	1	3.0	82.33
Career	1	3.0	82.33

BRAD WILDER

Season	Tourneys	Rds.	Score
1997-98	12	32.0	76.81
1998-99	12	30.0	75.67
1999-00	12	32.0	76.34
2000-01	12	33.0	76.45
Career	48	127.0	76.33

CHAD WILSON

Season	Tourneys	Rds.	Score
2002-03	10	24.0	78.88
2003-04	2	3.0	85.00
2004-05	2	6.0	80.83
Career	14	33.0	79.79

JUSTIN WILSON

Season	Tourneys	Rds.	Score
2002-03	7	16.0	79.75
2003-04	4	10.0	81.40
2004-05	6	15.0	77.27
Career	17	41.0	79.24

MICHAEL WOLF

Season	Tourneys	Rds.	Score
2011-12	7	21	77.57
2012-13	9	27	78.30
2013-14	3	9	78.89
2014-15	1	2	80.00
Career	20	59	78.49

SHAWN WOOD

Season	Tourneys	Rds.	Score
1993-94	6	11.0	77.18
Career	6	11.0	77.18

JOE YOUNG

Season	Tourneys	Rds.	Score
2003-04	6	15.0	79.27
2004-05	8	18.0	77.39
2005-06	10	23.0	75.83
2006-07	13	31.0	75.97
Career	37	87.0	76.79