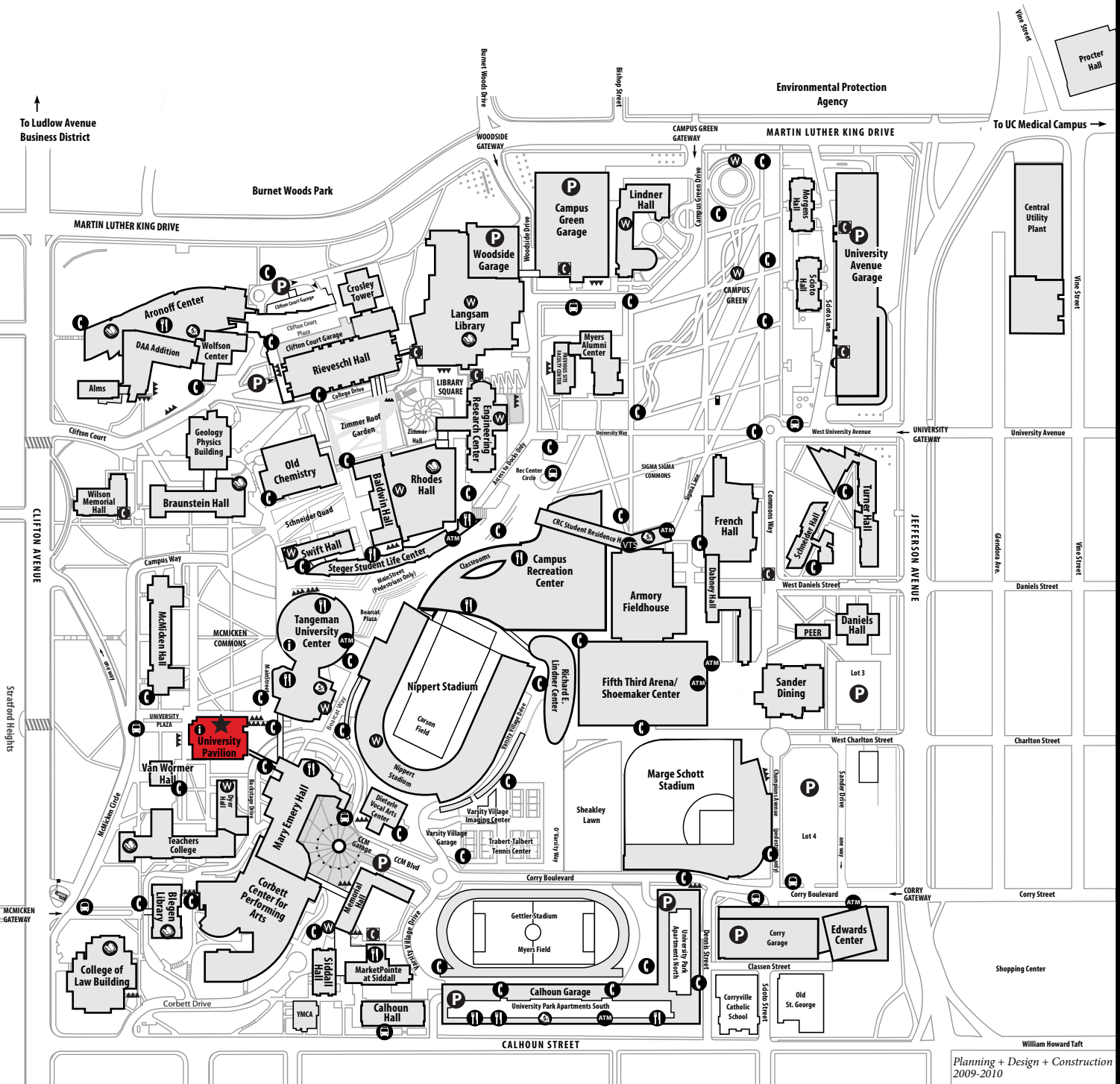


Uptown West Campus Map 2009-2010

★ Office of Admissions
University Pavilion, 3rd fl.
(513) 556-1100

- University Buildings
- P Parking Garages/Lots
- ☎ Shuttle Stops
- ▲ Bicycle Racks
- W Wireless Locations
- ATM ATM/VTs

- ☎ Help Phones
- ☎ Wall Mounted Help Phones
- 📖 Libraries
- 🍴 Dining
- 🛍 Shopping



DRIVING DIRECTIONS


From the North or South via I-75

- From I-75, take the Hopple Street exit (Exit 3). If you are traveling north, Hopple Street exits from the left lane.
- Turn left off the exit onto Hopple Street. As you cross the first intersection (Central Parkway), Hopple Street becomes Martin Luther King Drive.
- Follow Martin Luther King Drive until you reach the fourth stoplight. Turn right to enter campus via Woodside Drive.
- You are welcome to park in either Woodside Garage (to your right) or Campus Green Garage (to your left).


From the West via I-74

- Take I-74 East to I-75 South.
- Take the Hopple Street exit (Exit 3). Turn left off the exit on to Hopple Street.
- As you cross the first intersection (Central Parkway), Hopple Street becomes Martin Luther King Drive.
- Follow Martin Luther King Drive until you reach the fourth stoplight. Turn right to enter campus via Woodside Drive.
- You are welcome to park in either Woodside Garage (to your right) or Campus Green Garage (to your left).

From the Northeast via I-71

- From I-71 South, take the Taft Road exit (Exit 3). The exit places you on Taft Road, a one-way street heading west.
- At the intersection of Taft Road and Jefferson Avenue, follow the right turn lane onto Jefferson Avenue.
- At the first light, turn left on to Corry Boulevard.
- You may park in the CCM Garage or Corry Garage:
 - You may access Corry Garage from Corry Boulevard by turning left at the first stop sign.
 -  The CCM (College-Conservatory of Music) garage is located beneath the CCM complex toward the end of the street. The entrance to the garage is in the *center* of the street just past the round-about. As you drive into the garage, please note that you will want to exit via the doors by the large Electronic Media sign.

From the East

- Take S.R. 32 West to I-275 South.
- Exit at I-471 North, then exit at Liberty Street.
- Turn right onto Reading Road (first light) and follow Reading Road north until it forks at an overpass after the Community Chest building.
- Take the left fork, which is Burnet Avenue.
- Turn left onto Taft Road.
- At the intersection of Taft Road and Jefferson Avenue, follow the right turn lane onto Jefferson Avenue.
- At the first light, turn left on to Corry Boulevard.
- You may park in the CCM Garage or Corry Garage:
 - You may access Corry Garage from Corry Boulevard by turning left at the first stop sign.
 -  The CCM (College-Conservatory of Music) garage is located beneath the CCM complex toward the end of the street. The entrance to the garage is in the *center* of the street just past the round-about. As you drive into the garage, please note that you will want to exit via the doors by the large Electronic Media sign.

From the South via I-71

- Take I-71 North until it merges with I-75 just south of Florence, Kentucky. Stay on I-75 after you cross the Ohio River.
- From the left lane on I-75, take the Hopple Street exit (Exit 3). Turn left off the exit on to Hopple Street.
- As you cross the first intersection (Central Parkway), Hopple Street becomes Martin Luther King Drive. Follow Martin Luther King Drive until you reach the fourth stoplight.
- Turn right to enter campus via Woodside Drive.
- You are welcome to park in either Woodside Garage (to your right) or Campus Green Garage (to your left).

Walking Directions from Parking Garages to University Pavilion

From CCM (College-Conservatory of Music) Garage

As you look for a parking space, notice that the names of different CCM facilities are written next to the building entrances.

- Exit the garage through the doors that say “Electronic Media.” Take the elevator at the end of the hall to the 4th floor.
- Exit out of the elevator and make a “U” turn to the left, exiting the building.
- Exit the building and continue across the bridge that you will see ahead of you, toward the Tangeman University Center.
- Turn left at the end of the bridge.
- You will see the University Pavilion, a glass-sided building, to your left. Enter the building using the first set of doors that you come to.
- Enter University Pavilion and proceed up the steps to your right, or take the elevators to the 3rd floor.

From Campus Green Garage

Campus Green Garage is located on the north side of campus, at Martin Luther King Boulevard and Woodside Drive, across the street from Woodside Garage.

- Take the elevator (located on the south side of the garage) to Level 3 and exit. On your left, you will see a campus green space and two high-rise residence halls.
- Turn right, heading away from Campus Green Garage and toward Woodside Garage. When you reach the stop sign, turn left. You’ll soon be following the brick path of Main Street, with the Steger Student Life Center (Starbucks) on your right, and the football field on your left.
- Turn left just past the Tangeman University Center (clock tower) toward University Pavilion, a glass building with a red awning.

From Woodside Garage

Woodside Garage is located on the north side of campus at Martin Luther King Boulevard and Woodside Drive. It is across the street from the Campus Green Garage.

- Take the elevator to the 4th floor. (Elevators are inside of the garage.) You are now inside of the main entrance of Langsam Library.
- Exit the library to the left through the revolving doors, or handicap accessible door. You have now entered Library Plaza (also known as Nautilus Plaza).
- Proceed away from the library, under the Engineering Research Center Archway (circular windows).
- Follow this path until it ends in front of the Campus Recreation Center (a large gray structure). Turn right to follow the brick path of Main Street, with the Steger Student Life Center (Starbucks) on your right, and the football field on your left.
- Turn left just past the Tangeman University Center (clock tower) toward University Pavilion, a glass building with a red awning.
- Enter University Pavilion and proceed up the steps to your right, or take the elevators to the 3rd floor.

From Corry Garage

Corry Garage is near the southeast corner of UC’s campus. From Jefferson Avenue, turn into campus via Corry Boulevard. Turn left at the first stop sign to enter the garage.

- Take the elevator to the 1st floor. (Elevators are located in the northeast corner of the garage.)
- Exit the building, turn left on Corry Boulevard, and follow the path downhill past the center of campus.
- As you continue toward the CCM (College Conservatory of Music) Plaza, you’ll notice Schott Baseball Stadium on your right and Gettler Stadium (soccer and track) on your left.

For assistance, please contact the UC Office of Admissions.

3rd Floor University Pavilion • Cincinnati, Ohio 45221-0091

www.admissions.uc.edu • admissions@uc.edu

513-556-1100

Route with Stairs:

- When you come to a circular driveway and the entrance to CCM Garage, veer to the right of the garage entrance and on to the brick-paved plaza with the circle of spheres.
- Proceed up the large staircase to your right (If you need wheelchair access, skip to the next section.)
- At the top of the steps, the path curves to the left. As you turn to the left, you'll see a large, gray building with a red awning at the end of the path. This is University Pavilion.
- Upon entering the building, turn right and head towards the windows. You'll see a large staircase to your left. The Admissions Office is located at the top of the steps.

♿ Route with No Stairs:

- Corry Boulevard ends in front of Mary Emery Hall in the CCM (College Conservatory of Music) Village. Enter Mary Emery hall through the main doors in front of you.
- Upon entering Mary Emery Hall, proceed to the right and continue to the end of the hall.
- At the end of the hall, turn left. Take the elevator at the end of the hallway to the 4th floor.
- Exit out of the elevator and make a "U" turn to the left, exiting the building.
- Exit the building and continue across the bridge that you will see ahead of you, toward the Tangeman University Center.
- Turn left at the end of the bridge.
- You will see the University Pavilion, a glass-sided building, to your left. Enter the building using the first set of doors that you come to.
- Enter University Pavilion and proceed up the steps to your right, or take the elevators to the 3rd floor.

Recommended Hotel Accommodations

Kingsgate Conference Center
151 Goodman Drive (On Campus)
Cincinnati, OH 45221
513-487-3800

The Parker House Bed & Breakfast
2323 Ohio Avenue (Near Campus)
Cincinnati, OH 45219
513-579-8236

Hilton Cincinnati Netherland Plaza Hotel
35 W. Fifth Street (Downtown)
Cincinnati, OH 45202
513-421-9100

For assistance, please contact the UC Office of Admissions.

3rd Floor University Pavilion • Cincinnati, Ohio 45221-0091

www.admissions.uc.edu • admissions@uc.edu

513-556-1100