

CINCINNATI BASKETBALL

2 NATIONAL TITLES • 6 FINAL FOURS • 8 ELITE EIGHTS • 11 SWEET SIXTEENS • 32 NCAA TOURNAMENTS • 40 CONFERENCE CHAMPIONSHIPS

CINCINNATI (31-5, 16-2 AMERICAN)

2017-18 AMERICAN ATHLETIC CONFERENCE

REGULAR-SEASON & TOURNAMENT CHAMPIONS

SEASON HIGHLIGHTS

TEAM SUCCESSES

- » Tied the school record with 31 wins (went 31-4 in 2001-02).
- » Won 30 or more games in back-to-back seasons for the first time in school history.
- » Cincinnati's 61 wins over the past two seasons ranks fourth most in the nation.
- » Won the American Athletic Conference regular-season championship, marking Cincinnati's first outright conference title since 2002.
- » Won the AAC Tournament championship, marking Cincinnati's first conference tournament title since 2004.
- » Ranked in Associated Press Top 25 poll every week, climbing as high as No. 5 – highest of the Mick Cronin coaching era.
- » Ranked sixth in the final AP poll of the season – highest end-of-season ranking of Cronin era.
- » Made eighth consecutive NCAA Tournament appearance – one of six schools along with Duke, Gonzaga, Kansas, Michigan State and North Carolina.
- » Won 16 consecutive games – the nation's longest win streak at the time it ended.
- » Extended its home win streak to 39 games before suffering a loss – the program's second-longest win streak since 1990.
- » Recorded a 15-1 mark at BB&T Arena in 2017-18, the home venue for UC while Fifth Third Arena underwent an \$87 million renovation.
- » Climbed to 14th in the nation with 1,788 all-time wins.
- » Won the inaugural Cayman Islands Classic.
- » Mick Cronin was named the Sporting News Coach of the Year.
- » The Bearcats held opponents to 37.4 percent shooting from the field, the lowest percentage in the Mick Cronin coaching era and the lowest at Cincinnati since the 1961-62 campaign (.369).
- » The Bearcats limited opponents to 57.5 points per game, the second fewest of the Cronin era (55.8 in 2014-15) and the second fewest since 1962-63 (52.9).
- » Led the nation in scoring margin (+16.7).

PLAYER ACCOMPLISHMENTS

- » **Gary Clark** earned honorable mention All-America honors from the Associated Press while claiming more individual league honors than any player in the history of The American - Player of the Year, American Championship Tournament MVP, First Team (unanimous pick), Defensive Player of the Year and the Sportsmanship Award ... semifinalist for the Karl Malone Power Forward of the Year Award ... selected to the Citizens Naismith Trophy Late Season Team ... Oscar Robertson Trophy Watch List honoree ... Lute Olson Player of the Year Watch List honoree ... Senior Class Award Candidate.
- » Clark finished his career as one of only three players in school history to record more than 1,4000 points and 1,100 rebounds, along with program legends Oscar Robertson and Jack Twyman. Clark finished 16th at Cincinnati in scoring with 1,462 points and third in rebounds at 1,132.
- » Clark joined former UC player Yancy Gates (916 rebounds from 2008-12) as the only two players in school history to lead their teams in rebounding all four years.
- » **Jacob Evans III** was named First Team All-Conference, a semifinalist for the Julius Erving Small Forward of the Year and tabbed a John Wooden Award Watch List honoree.
- » Evans, who decided to forgo his senior season to play in the NBA following the 2017-18 campaign, finished his career with 1,233 points to rank in 31st place among UC's top scorers all-time.
- » Evans shot 37.7 percent (174 of 462) from three-point range for his career, ranking fifth best in school history.
- » Evans was selected by Golden State in the first round (28th pick) of the 2018 NBA draft.
- » **Kyle Washington** was named Honorable Mention All-Conference by the league's coaches and was selected to the American Championship All-Tournament Team ... named the Lute Olson Award National Player of the Week after pouring in 19 points on 7-of-11 shooting with four steals at UCLA (12/16) ... hit the game-tying three-pointer with 57.4 seconds left against Houston (3/11) in the title game of the American Championship.
- » Washington scored 1,275 points during his collegiate career, including 404 points in two seasons at NC State (2014 & 2015) and 871 points with Cincinnati.

2017-18 SCHEDULE/RESULTS

Day/Date	Opponent	TV	Time/Result
Wed./Nov. 1	at Bellarmine (Exhibition)-1	None	W, 89-61
Sun./Nov. 5	Embry-Riddle (Exhibition)	BEARCATS TV	W, 101-68
Fri./Nov. 10	Savannah State-2	FSO/ESPN3	W, 107-77
Mon./Nov. 13	Western Carolina	ESPN3	W, 102-51
Thurs./Nov. 16	Coppin State	FSO/ESPN3	W, 97-54

CAYMAN ISLANDS CLASSIC (GEORGE TOWN, CAYMAN ISLANDS)

Mon./Nov. 20	Buffalo-3	FloHoops	W, 73-67
Tues./Nov. 21	Richmond-3	FloHoops	W, 75-48
Wed./Nov. 22	Wyoming-3	FloHoops	W, 78-53

Mon./Nov. 27	Alabama State	ESPNU	W, 83-51
Sat./Dec. 2	at No. 21 Xavier-4	FS1	L, 76-89
Sat./Dec. 9	vs. No. 5 Florida-5	ESPN2	L, 60-66
Tues./Dec. 12	Mississippi State	ESPN2	W, 65-50
Sat./Dec. 16	at UCLA	CBS	W, 77-63
Tues./Dec. 19	Arkansas-Pine Bluff	ESPN3	W, 77-49
Thurs./Dec. 21	Cleveland State	ESPN3	W, 81-62
Sun./Dec. 31	Memphis •	ESPNU	W, 82-48
Thurs./Jan. 4	at Temple •	ESPN2	W, 55-53
Sun./Jan. 7	SMU •	ESPN2	W, 76-56
Sat./Jan. 13	at USF •	ESPNNews	W, 78-55
Tues./Jan. 16	at UCF •	CBS Sports Network	W, 49-38
Sat./Jan. 20	ECU •	ESPNNews	W, 86-60
Wed./Jan. 24	Temple •	CBS Sports Network	W, 75-42
Sat./Jan. 27	at Memphis •	CBS Sports Network	W, 62-48
Wed./Jan. 31	Houston •	CBS Sports Network	W, 80-70
Sat./Feb. 3	at UConn • (Storrs, Conn.)	ESPN2	W, 65-57
Tues./Feb. 6	UCF •	CBS Sports Network	W, 77-40
Sun./Feb. 11	at SMU •	ESPN	W, 76-51
Thurs./Feb. 15	at Houston •	CBS Sports Network	L, 62-67
Sun./Feb. 18	No. 19 Wichita State •	ESPN	L, 72-76
Thurs./Feb. 22	UConn •	ESPN	W, 77-52
Sun./Feb. 25	Tulsa •	CBS Sports Network	W, 82-74
Thurs./March 1	at Tulane •	ESPN	W, 78-49
Sun./March 4	at No. 11 Wichita State •	CBS	W, 62-61

AMERICAN CHAMPIONSHIP (ORLANDO, FLA.)

Fri./March 9	SMU (Quarterfinals)-6	ESPN2	W, 61-51
Sat./March 10	Memphis (Semifinals)-6	CBS	W, 70-60
Sun./March 11	No. 21 Houston (Finals)-6	CBS	W, 56-55

NCAA CHAMPIONSHIP

Fri./March 16	Georgia State (1st Rd)-7	TBS	W, 68-53
Sun./March 18	No. 24 Nevada (2nd Rd)-7	TNT	L, 73-75

Notes: Cincinnati will play its home games at BB&T Arena in Highland Heights, Kentucky, during the 2017-18 season. All times listed are Eastern. Home games are in **boldface**. (•) - Denotes American Athletic Conference game.

Key: FSO - FOX Sports Ohio; FloHoops - Internet stream, subscription required
FS1 - Fox Sports 1;

1-Louisville, Ky. (Freedom Hall); 2-Cayman Islands Classic (campus sites); 3-Cayman Islands Classic (John Gray Gymnasium); 4-Skyline Chili Crosstown Shootout (Cintas Center); 5-Neveer Forget Tribute Classic (Prudential Center); 6-American Championship (Amway Center); 7-NCAA Championship First and Second Round site: Nashville, Tenn. (Bridgestone Arena)

WE WEAR CINCINNATI!

2017-18 CINCINNATI NUMERICAL ROSTER

NO.	NAME	POS.	HT.	WT.	CLASS	EXP.	HOMETOWN/LAST SCHOOL
1	Jacob Evans III	G/F	6-6	210	Jr.	2L	Baton Rouge, La./St. Michael the Archangel HS
2	Keith Williams	G	6-5	210	Fr.	HS	Brooklyn, N.Y./Bishop Loughlin Memorial
3	Justin Jenifer	G	5-10	175	Jr.	2L	Baltimore, Md./Milford Mill Academy
5	Trevor Moore	G	6-5	200	Fr.	HS	Houston, Texas/South Kent Prep (Conn.)
11	Gary Clark	F	6-8	230	Sr.	3L	Clayton, N.C./Clayton HS
13	Trevon Scott	F	6-8	220	R-So.	1L	Darien, Ga./McIntosh County Academy
14	Jackson Bart #	F	6-5	215	R-So.	1L	Oklahoma City, Okla./Bartlesville HS/Oral Roberts
15	Cane Broome @	G	6-0	165	Jr.	Tr.	East Hartford, Conn./Sacred Heart
20	Mamoudou Diarra	F	6-9	215	Fr.	HS	Bamako, Mali/22 Feet Academy (S.C.)
22	Eliel Nsoseme	F/C	6-9	220	Fr.	HS	Kinsasha, Congo/RISE Centre Academy (Ontario, Canada)
24	Kyle Washington	F	6-9	230	Sr.	1L	Champlin, Minn./NC State
31	Sam Martin #	G	5-10	160	Fr.	HS	Cincinnati, Ohio/Summit Country Day
32	John Koz #	G	6-1	190	So.	1L	Cleveland, Ohio/Bay HS
33	Nysier Brooks	C	6-11	250	So.	1L	Philadelphia, Pa./Advanced Prep International (Texas)
34	Jarron Cumberland	G	6-5	215	So.	1L	Wilmington, Ohio/Wilmington HS

2017-18 CINCINNATI ALPHABETICAL ROSTER

NO.	NAME	POS.	HT.	WT.	CLASS	EXP.	HOMETOWN/LAST SCHOOL
14	Jackson Bart #	F	6-5	215	R-So.	1L	Oklahoma City, Okla./Bartlesville HS/Oral Roberts
33	Nysier Brooks	C	6-11	250	So.	1L	Philadelphia, Pa./Advanced Prep International (Texas)
15	Cane Broome @	G	6-0	165	Jr.	Tr.	East Hartford, Conn./Sacred Heart
11	Gary Clark	F	6-8	230	Sr.	3L	Clayton, N.C./Clayton HS
34	Jarron Cumberland	G	6-5	215	So.	1L	Wilmington, Ohio/Wilmington HS
20	Mamoudou Diarra	F	6-9	215	Fr.	HS	Bamako, Mali/22 Feet Academy (S.C.)
1	Jacob Evans III	G/F	6-6	210	Jr.	2L	Baton Rouge, La./St. Michael the Archangel HS
3	Justin Jenifer	G	5-10	175	Jr.	2L	Baltimore, Md./Milford Mill Academy
32	John Koz #	G	6-1	190	So.	1L	Cleveland, Ohio/Bay HS
31	Sam Martin #	G	5-10	160	Fr.	HS	Cincinnati, Ohio/Summit Country Day
5	Trevor Moore	G	6-5	200	Fr.	HS	Houston, Texas/South Kent Prep (Conn.)
22	Eliel Nsoseme	F/C	6-9	220	Fr.	HS	Kinsasha, Congo/RISE Centre Academy (Ontario, Canada)
13	Trevon Scott	F	6-8	220	R-So.	1L	Darien, Ga./McIntosh County Academy
24	Kyle Washington	F	6-9	230	Sr.	1L	Champlin, Minn./NC State
2	Keith Williams	G	6-5	210	Fr.	HS	Brooklyn, N.Y./Bishop Loughlin Memorial

@ - Eligible after sitting out the 2016-17 season due to NCAA transfer rules; # - Walk-on

COACHING & SUPPORT STAFF

Head Coach: Mick Cronin (12th season at UC; 15th season overall)

Associate Head Coach: Larry Davis

Assistant Coaches: Darren Savino, Antwon Jackson

Director of Basketball Operations: Mark Berger

Director of Student-Athlete Development: T.J. Wolf

Video, Analytics & Recruiting Coordinator: Greg YOUNCOFSKI

Program Assistant: JaQuon Parker

Student Assistant Coach: DerMarr Johnson

Senior Associate AD/Medical Services: Bob Mangine

Director of Sports Performance: Mike Rehfeldt

Assistant Director of Equipment: Andy Frigge

CINCINNATI QUICK FACTS

GENERAL INFORMATION

Location	Cincinnati, Ohio 45221
Founded	1819
Enrollment	44,783
Nickname	Bearcats
Colors	Red (PMS: 186) and Black
Arena (Capacity)	BB&T Arena [in Highland Heights, Ky.] (9,400)
Affiliation	NCAA Division I
Conference	American
President	Dr. Neville G. Pinto
Director of Athletics	Mike Bohn
Faculty Representative	Dr. David M. Szymanski
Department of Athletics Phone	(513) 556-4603
Athletics Ticket Office Phone	(877) CATS-TIX

ATHLETIC COMMUNICATIONS

Asst. AD/Primary Basketball Contact	Andre Foushee
Office/Cell Phone	(513) 556-5182/(859) 797-7871
Email Address	Andre.Foushee@uc.edu
Assoc. Director/Secondary Basketball Contact	Alex Ryan
Office/Cell Phone	513-556-0618/(513) 623-9992
Email Address	Alex.Ryan@uc.edu
Press Row Phone	(513) 556-3800
Website	GoBears.com
Twitter, Facebook, Instagram	@GoBears.com

BASKETBALL STAFF

Head Coach	Mick Cronin (Cincinnati '97)
Basketball Office Phone	(513) 556-5847
Associate Head Coach	Larry Davis (Asbury '78)
Assistant Coach	Darren Savino (Jersey City '94)
Assistant Coach	Antwon Jackson (Pikeville College '93)
Director of Operations	Mark Berger (Cincinnati '01)
Dir. of Student-Athlete Development	T.J. Wolf (Murray State '07)
Video, Analytics & Recruiting Coordinator	Greg YOUNCOFSKI (Kansas '13)
Program Assistant	JaQuon Parker (Cincinnati '14)
Student Assistant	DerMarr Johnson
Sr. Assoc. AD/Medical Services	Bob Mangine (Pittsburgh '73)
Dir. of Sports Performance	Mike Rehfeldt (St. Cloud St. '05)
Administrative Assistant	Winona Shaw-Gunn

HISTORY

First season of basketball	1901-02
All-time record	1,788-1,008 (.639)
NCAA appearances / last	32 / 2018
All-time record	46-31 (.597)
NCAA Championships	2 / 1961, 1962
Final Four appearances / last	6 / 1992
Elite Eight appearances / last	8 / 1996
Sweet 16 appearances / last	10 / 2012
Conference Championships / last	40 / 2018
Postseason NIT appearances / last	10 / 2010
All-time record	8-10 (.444)

PRONUNCIATION

NYSIER Brooks	nah-SEER
JARRON Cumberland	JAIR-in
MAMOUDOU DIARRA	MAMA-doo DEE-are-eh
John KOZ	rhymes with nose
ELIEL NSOSEME	A-lee-el SO-seme
Trevon Scott	TREY-vaughn

ROSTER INFORMATION

By State/Country

Congo	(1) Eliel Nsoseme
Connecticut	(1) Cane Broome
Georgia	(1) Trevon Scott
Louisiana	(1) Jacob Evans
Mali	(1) Mamoudou Diarra
Maryland	(1) Justin Jenifer
Minnesota	(1) Kyle Washington
North Carolina	(1) Gary Clark
New York	(1) Keith Williams
Ohio	(3) Jarron Cumberland, John Koz, Sam Martin
Oklahoma	(1) Jackson Bart
Pennsylvania	(1) Nysier Brooks
Texas	(1) Trevor Moore

By Class

True Freshmen	(5) Mamoudou Diarra, Sam Martin, Trevor Moore, Eliel Nsoseme, Keith Williams
Sophomores	(2) Nysier Brooks, Jarron Cumberland
R-Sophomores	(2) Jackson Bart, Trevon Scott
Juniors	(3) Cane Broome, Jacob Evans III, Justin Jenifer
Seniors	(2) Gary Clark, Kyle Washington

By Height

6-11	(1) Nysier Brooks
6-9	(3) Mamoudou Diarra, Eliel Nsoseme, Kyle Washington
6-8	(2) Gary Clark, Trevon Scott
6-6	(1) Jacob Evans III
6-5	(4) Jackson Bart, Jarron Cumberland, Trevor Moore, Keith Williams
6-1	(1) John Koz
6-0	(1) Cane Broome
5-10	(2) Justin Jenifer, Sam Martin

TEAM INFORMATION

2016-17 Record	30-6
American Athletic Conference Record (Place)	16-2 (2nd)
Starters returning/lost	3/2
Letterwinners returning/lost	9/4
Percent of scoring returning	74.6 percent (1,994 of 2,674)
Percent of rebounding returning	79.8 percent (997 of 1,224)



CINCINNATI IN THE NCAA CHAMPIONSHIP

- » During its NCAA Championship history, Cincinnati has compiled a 46-31 all-time record en route to winning two national titles (1961 and 1962), making eight regional finals (1959-63, 1992-93, 1996) and six final fours (1959-63, 1992).
- » The Bearcats made the program's 32nd NCAA Tournament appearance in 2017-18. UC is one of 18 programs with 32 or more NCAA Tournament appearances.
- » Cincinnati is one of six schools in the nation to have appeared in the last eight NCAA Tournaments, joining Duke, Gonzaga, Kansas, Michigan State and North Carolina.
- » The Bearcats are one of eight teams to appear in the tournament at least 22 times since 1992.
- » Mick Cronin is one of six coaches to take his team to the NCAA Tournament in each of the last eight years, joining Mark Few (Gonzaga), Tom Izzo (Michigan State), Mike Krzyzewski (Duke), Bill Self (Kansas) and Roy Williams (North Carolina).
- » Cincinnati's current streak of eight consecutive NCAA Tournament appearances is the second longest in school history. Bob Huggins took UC to 14 consecutive tournaments from 1992-2005.
- » Cronin is 6-8 in the NCAA Tournament with Cincinnati. He was 0-2 in two trips with Murray State (2004 & 2006).
- » Senior Gary Clark joined former Bearcats Troy Caupain (2014-17), Kevin Johnson (2014-17), Shaq Thomas (2013-2016), Jermaine Sanders (2012-2015), Sean Kilpatrick (2011-2014) and Justin Jackson (2011-2014) as Cronin-coached players to participate in four NCAA Tournaments during their careers.
- » **CRONIN ERA RESULTS:** The Bearcats earned their highest seed of the Cronin era at No. 2, defeating Georgia State 68-53 before dropping a 75-73 decision to Nevada in Nashville, Tenn.
- » As a No. 6 seed in 2017, UC defeated Kansas State 75-61 before falling to UCLA 79-67 in Sacramento, Calif.
- » As a No. 9 seed in 2016, Cincinnati lost to No. 8 seed Saint Joseph's 78-76 in the first round of the West region in Spokane, Wash. An Octavius Ellis dunk was ruled to come just after the final buzzer that would have sent the contest into overtime.
- » As a No. 8 seed in the Midwest region in 2015 NCAA Tournament, Cincinnati defeated Purdue 66-65 in overtime before falling to previously undefeated and tournament top seed Kentucky 64-51. Both games were played at the KFC Yum! Center in Louisville, Ky.
- » As the No. 5 seed in the East region of the 2014 NCAA Tournament, UC was upset by No. 12 seed Harvard 61-57 on March 20 in Spokane, Wash.
- » At the 2013 NCAA Tournament as a No. 10 seed in the Midwest region, Cincinnati lost to No. 7 seed Creighton 67-63 in the second round on March 22 in Philadelphia, Pa.
- » As a sixth-seed in the East region in 2012, the Bearcats advanced to their first NCAA Sweet 16 since 2001, defeating Texas (65-59) and Florida State (62-56) in Nashville, Tenn., before falling to Ohio State (81-66) in the regional semifinals in Boston.
- » The Bearcats returned to the tournament for the first time in six seasons in 2010-11 as a sixth-seed in the West region. UC knocked off Missouri (78-63) in the second round before falling to fellow BIG EAST Conference member and eventual national champion, Connecticut (69-58) two days later.

UC'S NCAA CHAMPIONSHIP RESULTS

1958	1-1	Midwest Regional—3rd place
1959	3-1	Midwest Regional—Champs
		Final Four—3rd place
1960	3-1	Midwest Regional—Champs
		Final Four—3rd place
1961	4-0	Midwest Regional—Champs
		Final Four—National Champs
1962	4-0	Midwest Regional—Champs
		Final Four—National Champs
1963	3-1	Midwest Regional—Champs
		Final Four—Runner-Up
1966	0-2	Midwest Regional—4th place
1975	2-1	Midwest Regional—3rd place
1976	0-1	Midwest Pre-Regional
1977	0-1	Midwest Pre-Regional
1992	4-1	Midwest Regional (No. 4 seed)
		Regional Champs
		Final Four—Semifinalist
1993	3-1	East Regional (No. 2 seed)
		Regional Runner-up
1994	0-1	West Regional (No. 8 seed)
1995	1-1	West Regional (No. 7 seed)
1996	3-1	Southeast Regional (No. 2 seed)
		Regional Runner-up
1997	1-1	Midwest Regional (No. 3 seed)
1998	1-1	West Regional (No. 2 seed)
1999	1-1	East Regional (No. 3 seed)
2000	1-1	South Regional (No. 2 seed)
2001	2-1	West Regional (No. 5 seed)
2002	1-1	West Regional (No. 1 seed)
2003	0-1	West Regional (No. 8 seed)
2004	1-1	Atlanta Regional (No. 4 seed)
2005	1-1	Austin Regional (No. 7 seed)
2011	1-1	West Regional (No. 6 seed)
2012	2-1	East Regional (No. 6 seed)
2013	0-1	Midwest Regional (No. 10 seed)
2014	0-1	East Regional (No. 5 seed)
2015	1-1	Midwest Regional (No. 8 seed)
2016	0-1	West Regional (No. 9 seed)
2017	1-1	South Regional (No. 6 seed)
2018	1-1	South Regional (No. 2 seed)

UC AT THE NCAA CHAMPIONSHIP

Appearances: 32

Record: 46-31 (.597)

8 Elite Eight Appearances (1959-63, 1992, 1993, 1996)

6 Final Four Appearances (1959-63, 1992)

2 National Championships (1961, 1962)

RECORD BY REGION

Atlanta Regional: 1-1

East Regional: 6-4

South Regional: 3-3

West Regional: 6-8

Austin Regional: 1-1

Midwest Region: 26-13

Southeast Regional: 3-1

RECORD BY SEED

No. 1 seed: 1-1

No. 3 seed: 6-3

No. 5 seed: 2-2

No. 7 seed: 2-2

No. 9 seed: 0-1

No. 2 seed: 9-5

No. 4 seed: 1-1

No. 6 seed: 4-3

No. 8 seed: 1-3

No. 10 seed: 0-1

RECORD BY LOCATION

Anaheim, Calif.: 0-1

Boise, Idaho: 1-1

Columbus, Ohio: 1-1

East Rutherford, N.J.: 1-1

Kansas City, Mo.: 2-0

Lawrence, Kan.: 7-1

Louisville, Ky.: 5-3

Manhattan, Kan.: 2-0

Nashville, Tenn.: 4-2

Omaha, Neb.: 0-1

Pittsburgh, Pa.: 1-1

Sacramento, Calif.: 1-1

San Diego, Calif.: 2-0

Spokane, Wash.: 0-2

Washington, D.C.: 1-1

Auburn Hills, Mich.: 1-1

Boston, Mass.: 1-2

Dayton, Ohio: 2-0

Indianapolis, Ind.: 1-1

Las Cruces, N.M.: 1-1

Lexington, Ky.: 1-1

Lubbock, Texas: 1-2

Minneapolis, Minn.: 0-1

Ogden, Utah: 0-1

Orlando, Fla.: 2-0

Philadelphia, Pa.: 0-1

Salt Lake City, Utah: 1-2

San Francisco, Calif.: 1-1

Syracuse, N.Y.: 2-0

TEAM SINGLE-GAME RECORDS

Points	101	v. UCLA, 2002
FG	43	v. DePaul, 1960
FGA	80	v. UCLA, 2002
FG Pct.	.628	v. Kansas State, 2017
3-FG	15	v. Connecticut, 1995
3-FGA	32	v. East Tenn. St., 2004
3-FG Pct	.579	v. Brigham Young, 2001
FT	27	v. Arkansas, 1958
FTA	39	v. Oregon State, 1963
FT Pct.	.900	v. Temple, 1996
Assists	24	v. Louisville, 1959
Rebounds	68	v. Texas Tech, 1961

INDIVIDUAL SINGLE-GAME RECORDS

Points	56	Oscar Robertson v. Arkansas, 1958
FG	21	Oscar Robertson v. Arkansas, 1958
FGA	36	Oscar Robertson v. Arkansas, 1958
3-FG	6	Nick Van Exel v. N. Carolina, 1993
3-FGA	14	Nick Van Exel v. N. Carolina, 1993
FT	14	Oscar Robertson v. Arkansas, 1958
FTA	19	Oscar Robertson v. Louisville, 1959
Assists	9	Oscar Robertson v. California, 1959
		Damon Flint v. Butler, 1997
Rebounds	20	Mike Franklin v. Notre Dame, 1975

CINCINNATI IN THE NCAA TOURNAMENT

CINCINNATI'S ALL-TIME RESULTS AT THE NCAA CHAMPIONSHIP

2018 -- Final Record: 31-5 -- Seed: No. 2

Head Coach: Mick Cronin

Captain: Gary Clark, Kyle Washington

South Regional (Nashville, Tenn.)

M 16	Georgia State	W	68-53
M 18	Nevada	L	73-75

2017 -- Final Record: 30-6 -- Seed: No. 6

Head Coach: Mick Cronin

Captain: Troy Caupain, Kevin Johnson

South Regional (Sacramento, Calif.)

M 17	Kansas State	W	75-61
M 19	UCLA	L	67-79

2016 -- Final Record: 22-11 -- Seed: No. 9

Head Coach: Mick Cronin

Captain: Shaq Thomas, Octavius Ellis

West Regional (Spokane, Wash.)

M 18	Saint Joseph's	L	76-78
------	----------------	---	-------

2015 -- Final Record: 23-11 -- Seed: No. 8

Head Coach: Mick Cronin (led by Larry Davis)

Captain: Jermaine Sanders

Midwest Regional (Louisville, Ky.)

M 19	Purdue	W-ot	66-65
M 21	Kentucky	L	51-64

2014 -- Final Record: 27-7 -- Seed: No. 5

Head Coach: Mick Cronin

Captains: Justin Jackson, Sean Kilpatrick, Titus Rubles

East Regional (Spokane, Wash.)

M 20	Harvard	L	57-61
------	---------	---	-------

2013 -- Final Record: 22-12 -- Seed: No. 10

Head Coach: Mick Cronin

Captains: Cashmere Wright, JaQuon Parker

Midwest Regional (Philadelphia, Pa.)

M 22	Creighton	L	63-67
------	-----------	---	-------

2012 -- Final Record: 26-11 -- Seed: No. 6

Head Coach: Mick Cronin

Captains: Yancy Gates, Dion Dixon

East Regional (Nashville, Tenn.)

M 16	Texas	W	65-59
M 18	Florida State	W	62-56

East Regional Semifinal (Boston, Mass.)

M 22	Ohio State	L	66-81
------	------------	---	-------

2011 -- Final Record: 26-9 -- Seed: No. 6

Head Coach: Mick Cronin

Captains: Rashad Bishop, Larry Davis, Ibrahima Thomas,

Eddie Tyree, Darnell Wilks

West Regional (Washington, D.C.)

M 17	Missouri	W	78-63
M 19	Connecticut	L	58-69

2005 -- Final Record: 25-8 -- Seed: No. 7

Head Coach: Bob Huggins

Captains: Jason Maxiell, Nick Williams

Austin Regional (Indianapolis, Ind.)

M 17	Iowa	W	76-64
M 19	Kentucky	L	60-69

2004 -- Final Record: 25-7 -- Seed: No. 4

Head Coach: Bob Huggins

Captains: Jason Maxiell, Field Williams

Atlanta Regional (Columbus, Ohio)

M 19	East Tennessee St.	W	80-77
M 21	Illinois	L	68-92

2003 -- Final Record: 17-12 -- Seed: No. 8

Head Coach: Bob Huggins

Captain: Leonard Stokes

West Regional (Salt Lake City, Utah)

M 20	Gonzaga	L	69-74
------	---------	---	-------

2002 -- Final Record: 31-4 -- Seed: No. 1

Head Coach: Bob Huggins

Captains: Steve Logan, Immanuel McElroy

West Regional (Pittsburgh, Pa.)

M 15	Boston University	W	90-52
M 17	UCLA	L-2ot	101-105

2001 -- Final Record: 25-10 -- Seed: No. 5

Head Coach: Bob Huggins

Captains: Steve Logan, Kenny Satterfield

West Regional (San Diego, Calif.)

M 15	Brigham Young	W	84-59
M 17	Kent State	W	66-43

West Regional Semifinals (Anaheim, Calif.)

M 22	Stanford	L	65-78
------	----------	---	-------

2000 -- Final Record: 29-4 -- Seed: No. 2

Head Coach: Bob Huggins

Captains: Kenyon Martin, Pete Mickeal

South Regional (Nashville, Tenn.)

M 17	UNC Wilmington	W	64-47
M 19	Tulsa	L	61-69

1999 -- Final Record: 27-6 -- Seed: No. 3

Head Coach: Bob Huggins

Captains: Melvin Levett, Kenyon Martin

East Regional (Boston, Mass.)

M 12	George Mason	W	72-48
M 14	Temple	L	54-64

1998 -- Final Record: 27-6 -- Seed: No. 2

Head Coach: Bob Huggins

Captains: D'Juan Baker, Bobby Brannen

West Regional (Boise, Idaho)

M 12	Northern Arizona	W	65-62
M 14	West Virginia	L	74-75

1997 -- Final Record: 26-8 -- Seed: No. 3

Head Coach: Bob Huggins

Captains: Darnell Burton, Damon Flint, Danny Fortson

Midwest Regional (Auburn Hills, Mich.)

M 13	Butler	W	86-69
M 15	Iowa State	L	66-67

1996 -- Final Record: 27-4 -- Seed: No. 2

Head Coach: Bob Huggins

Captain: Keith Gregor

Southeast Regional (Orlando, Fla.)

M 15	UNC Greensboro	W	66-61
M 17	Temple	W	78-65

Southeast Regional Finals (Lexington, Ky.)

M 22	Georgia Tech	W	87-70
M 24	Mississippi State	L	63-73

1995 -- Final Record: 23-11 -- Seed: No. 7

Head Coach: Bob Huggins

Captains: Curtis Bostic, LaZelle Durden,

Keith Gregor

West Regional (Salt Lake City, Utah)

M 16	Temple	W	77-71
M 18	Connecticut	L	91-96

1994 -- Final Record: 22-10 -- Seed: No. 8

Head Coach: Bob Huggins

Captains: Curtis Bostic, Keith Gregor

West Regional (Ogden, Utah)

M 17	Wisconsin	L	72-80
------	-----------	---	-------

1993 -- Final Record: 27-5 -- Seed: No. 2

Head Coach: Bob Huggins

Captains: Tarrance Gibson, Terry Nelson

East Regional (Syracuse, N.Y.)

M 19	Coppin State	W	93-66
M 21	New Mexico State	W	92-55

East Regional Finals (East Rutherford, N.J.)

M 26	Virginia	W	71-54
M 28	North Carolina	L-ot	68-75

1992 -- Final Record: 29-5 -- Seed: No. 3

NCAA Final Four

Head Coach: Bob Huggins

Captains: Anthony Buford, Herb Jones,

Mike Reicheneker

Midwest Regional (Dayton, Ohio)

M 20	Delaware	W	85-47
M 22	Michigan State	W	77-65

Midwest Regional Finals (Kansas City, Mo.)

M 27	Texas-El Paso	W	69-67
M 29	Memphis State	W	88-57

Final Four (Minneapolis, Minn.)

A 4	Michigan	L	72-76
-----	----------	---	-------

1977 -- Final Record: 25-5

Head Coach: Gale Catlett

Captain: Gary Yoder

Midwest Regional (Omaha, Neb.)

M 12	Marquette	L	51-66
------	-----------	---	-------

1976 -- Final Record: 25-6

Head Coach: Gale Catlett

Captains: Mike Artis, Garry Kamstra,

Hal Ward

Midwest Regional (Lawrence, Kan.)

M 13	Notre Dame	L	78-79
------	------------	---	-------

1975 -- Final Record: 23-6

Head Coach: Gale Catlett

Captain: Steve Collier

Midwest Regional (Lubbock, Texas)

M 15	Texas A&M	W	87-79
------	-----------	---	-------

Midwest Regional Finals (Las Cruces, N.M.)

M 20	Louisville	L	63-78
M 22	Notre Dame	W	95-87

1966 -- Final Record: 21-7

Head Coach: Tay Baker

Captain: Don Rolfes

Midwest Regional (Lubbock, Texas)

M 11	Texas-El Paso	L-ot	76-78
M 12	So. Methodist	L	84-89

1963 -- Final Record: 26-2

NCAA Runner-Up

Head Coach: Ed Jucker

Captain: Tony Yates

Midwest Regional (Lawrence, Kan.)

M 15	Texas	W	73-68
M 16	Colorado	W	67-60

Final Four (Louisville, Ky.)

M 22	Oregon State	W	80-46
M 23	Loyola (IL)	L-ot	58-60

1962 -- Final Record: 29-2

NCAA Champions

Head Coach: Ed Jucker

Captain: Paul Hogue

Midwest Regional (Manhattan, Kan.)

M 16	Creighton	W	66-46
M 17	Colorado	W	73-46

Final Four (Louisville, Ky.)

M 23	UCLA	W	72-70
M 24	Ohio State	W	71-59

1961 -- Final Record: 27-3

NCAA Champions

Head Coach: Ed Jucker

Captains: Bob Weisenhahn, Carl Bouldin

Midwest Regional (Lawrence, Kan.)

M 17	Texas Tech	W	78-55
M 18	Kansas State	W	69-64

Final Four (Kansas City, Mo.)

M 24	Utah	W	82-67
M 25	Ohio State	W-ot	70-65

1960 -- Final Record: 28-2

NCAA Final Four

Head Coach: George Smith

Captains: Oscar Robertson, Ralph Davis

Midwest Regional (Manhattan, Kan.)

M 11	DePaul	W	99-59
M 12	Kansas	W	82-71

Final Four (San Francisco, Calif.)

M 18	California	L	69-77
M 19	New York U.	W	95-71

1959 -- Final Record: 26-4

NCAA Final Four

Head Coach: George Smith

Captains: Oscar Robertson, Mike Mendenhall

Midwest Regional (Lawrence, Kan.)

M 13	Texas Christian	W	77-73
M 14	Kansas State	W	85-75

Final Four (Louisville, Ky.)

M 20	California	L	58-64
M 21	Louisville	W	98-85

1958 -- Final Record: 25-3

Head Coach: George Smith

Captains: Connie Dierking, Wayne Stevens

Midwest Regional (Lawrence, Kan.)

M 14	Kansas State	L-ot	80-83
M 15	Arkansas	W	97-62

SEASON CONCLUDES WITH LOSS TO NEVADA

- » NASHVILLE, Tenn. - Nevada rallied from 22 points down in the final 11 minutes to stun No. 2 seed Cincinnati 75-73 and earn its second Sweet 16 appearance ever. Josh Hall converted an offensive rebound with 9.1 seconds left to make the tie-breaking basket and give Nevada its only lead of the night.
- » Nevada's only previous regional semifinal appearance came in 2004.
- » Nevada earned its trip to Atlanta because Cody Martin led a comeback for the ages.
- » The only bigger comeback in NCAA history came in 2012, when BYU beat Iona after trailing by 25 points. Nevada's rally is tied for second place with Duke, which erased a 22-point deficit to beat Maryland in the 2001 Final Four.
- » Cincinnati allowed 32 points in the last 11 minutes while failing to make a basket the last 5:45 of the game.
- » Hall's rebound and basket in the paint with 10 seconds remaining gave Nevada its only lead of the game.
- » Cincinnati's Cane Broome raced up the court, briefly lost control of the ball and then appeared to try putting up a shot that Nevada's Caleb Martin knocked away. Clark and Caroline then chased after the ball as the final seconds ticked away.
- » Cody Martin led Nevada's furious rally by collecting 25 points, six rebounds and seven assists with no turnovers. His twin brother Caleb tied the game by making a fadeaway 3-pointer from in front of Nevada's bench with 54 seconds left.
- » Cincinnati (31-5) scored the game's first 10 points and was up 44-32 at halftime, the fifth straight time Nevada has trailed at the intermission. UC extended its advantage to 65-43 on Jarron Cumberland's basket with 11:37 left.
- » Nevada outscored Cincinnati 32-8 the rest of the way.
- » Jacob Evans III led the Bearcats with 19 points. Cumberland added 17. Gary Clark (11 points, 10 rebounds) and Kyle Washington (10 points, 11 rebounds) each registered double-doubles in their final collegiate games.

CUMBERLAND LEADS BEARCATS PAST GEORGIA STATE

- » NASHVILLE, Tenn. - Jarron Cumberland set career highs with 27 points and 11 rebounds as Cincinnati recovered after blowing a 10-point lead in the second half to beat pesky Georgia State 68-53 in the NCAA Tournament first round.
- » After trailing 42-32 early in the second half, 15th-seeded Georgia State (24-11) rallied to take a pair of one-point leads, its last one coming on a driving bank shot from D'Marcus Simonds with 9:30 remaining.
- » Cincinnati (31-4) answered by reeling off 10 straight points as part of a 17-2 run.
- » Gary Clark put Cincinnati back in front by sinking a 3-pointer with 9:02 left. Kyle Washington added two straights baskets before Jacob Evans III provided the exclamation point by sinking a baseline 3-pointer that gave the Bearcats a 56-47 edge with 6:19 remaining.
- » UC's lead didn't drop below seven the rest of the way.
- » Simonds, the Sun Belt Conference player of the year, scored 24 points. He had Georgia State's first 16 points -- all in the first seven minutes -- to help Georgia State lead for most of the first half.
- » Washington scored 13 points for Cincinnati, while Clark had 11 points and 13 rebounds.

BEARCATS CAPTURE AAC REGULAR-SEASON AND TOURNAMENT TITLES

- » Cincinnati earned an automatic bid into the NCAA Tournament following a gritty 56-55 win over Houston (3/11) in the Aaron's American Championship title game in Orlando, Fla.
- » It marked Cincinnati's first conference tournament title since 2004 (Conference USA).
- » A week earlier at then-No. 11 Wichita State (3/4), Cincinnati claimed the outright regular-season title, outlasting the Shockers 62-61 in Wichita, Kan.
- » It resulted in Cincinnati's first outright conference regular-season title since 2002 (Conference USA) and the Bearcats' second AAC regular-season crown in the 5-year history of the league (shared 2014 title with Louisville).

CLARK NAMED MVP, WASHINGTON TABBED TO ALL-TOURNAMENT TEAM

- » Gary Clark earned tournament MVP honors at the Aaron's American Championship, averaging 16.3 points and 11.7 rebounds while shooting 57.7 percent (15 of 26) from the field. He posted a trio of double-doubles in and hit the game-deciding free throw with 4.3 seconds left to give Cincinnati a 56-55 win over Houston in the championship game.
- » Kyle Washington was selected to the all-tournament team after averaging 12.0 points on 51.9 percent (14 of 27) shooting with 5.0 rebounds. He scored in double figures in all three games and posted a team-high 15 points on 7-of-13 shooting with seven rebounds against SMU (3/9) in the quarterfinals. His three-pointer with 57.4 seconds left tied the score at 55-55 against Houston in the championship game.

CLARK, BEARCATS EARN REGULAR-SEASON ACCOLADES FROM THE AMERICAN

- » Cincinnati senior forward Gary Clark earned multiple honors at the end of the regular season as league coaches honored the top players in the American Athletic Conference.
- » Clark was named The American's Player of the Year, the league's only unanimous First Team selection, the Defensive Player of the Year and received the AAC Sportsman-ship Award.
- » UC junior swingman Jacob Evans III was tabbed to The American's First Team while Bearcat senior forward Kyle Washington received The America's All-Conference Honorable Mention recognition.
- » **NOTABLES:** Clark becomes Cincinnati's first conference player of the year since Steve Logan (Conference USA in 2001 and 2002) ... Clark is the first unanimous league first team selection since Sean Kilpatrick (American in 2014) ... Clark is the first player in The American to win multiple defensive player of the year awards (also won the award in 2016) and the first Bearcat to win a league's defensive player of the year award multiple times since Kenyon Martin (Conference USA in 1998 and 1999) ... With Clark and Evans earning first team all-league accolades in 2017-18 it marks the first time a Bearcats duo was listed first-team all-conference since Kenyon Martin and Pete Mickeal (1999 and 2000).

HIGHEST RANKING IN FINAL AP POLL SINCE 2002

- » Cincinnati moved up the rankings on March 12 to No. 6 in the final Associated Press poll of the season. It marks the Bearcats' highest end-of-the-year ranking in the AP poll since 2001-02 (No. 5).
- » The Bearcats have been ranked in the AP poll 34 consecutive weeks - the longest streak of the Mick Cronin coaching era (since 2006-07).
- » The Bearcats were listed in the Top 10 of the AP poll seven weeks in 2017-18 also a Cronin era record.
- » The Bearcats climbed as high as No. 5 in the poll four weeks ago, Cincinnati's highest ranking of the Cronin era, before suffering losses at Houston (2/15) and home against Wichita State (2/18).
- » Cincinnati was listed No. 10 in the nation by the Associated Press in a 2017 ranking of school's with the most appearance in the AP poll all-time.

MOST CONSECUTIVE WEEKS RANKED IN AP TOP 25 (SCHOOL HISTORY)

RK	CONSECUTIVE WEEKS (SEASONS)	COACH
1.	54 (1997-98/2000-01)	Bob Huggins
2.	42 (1960-61/1963-64)	Ed Jucker
3.	40 (1957-58/1959-60)	George Smith
4.	36 (1995-96/1996-97)	Bob Huggins
5.	34 (1991-92/1993-94)	Bob Huggins
	34 (2016-17/Present)*	Mick Cronin

* - Cincinnati has been listed in every AP poll since Dec. 5, 2016.

MATCH HIGH MARK FOR WINS, PROGRAM'S FIRST BACK-TO-BACK 30-WIN SEASONS

- » Cincinnati matched the school record for wins in a season, posting a 31-5 record in 2017-18. The Bearcats notched 31-4 mark in 2001-02.
- » For the first time in school history Cincinnati registered back-to-back 30-win seasons. The Bearcats went 30-5 a year ago, finishing second in the AAC and advancing to the second round of the NCAA Tournament.
- » It marks the third time in school history the Bearcats have won 30 or more games in a season. The 2001-02 squad went 31-4, winning the Conference USA regular-season and tournament titles, before losing to UCLA in double overtime, 105-101, in the second round of the NCAA Tournament.
- » Cincinnati's 61 combined victories over the past two seasons rank fourth most in the nation behind only Gonzaga (69), Villanova (68) and Kansas (62).
- » The 2017-18 squad tied the school record for conference wins in a season (16, set in 2000 and 2017). Its nine road wins tied for the most during the Mick Cronin coaching era (since 2006-07).

MOST OVERALL WINS IN A SEASON (ALL-TIME)

RK	SEASON	W-L	COACH
1.	2001-02	31-4	Bob Huggins
	2017-18	31-5	Mick Cronin
3.	2016-17	30-6	Mick Cronin
4.	1961-62	29-2	Ed Jucker
	1999-00	29-4	Bob Huggins
	1991-92	29-5	Bob Huggins

MOST WINS SINCE THE START OF 2016-17

RK	TEAM	RECORD (WIN %)
1.	Villanova	69-7 (.908)
2.	Gonzaga	68-8 (.895)
3.	Arizona	62-13 (.827)
4.	Cincinnati	61-11 (.847)
T5.	North Carolina	59-18 (.766)
T5.	Arizona	59-13 (.819)
T5.	Saint Mary's (Calif.)	59-11 (.843)

NATIONAL NUMBERS

- » Cincinnati ranked among the nation's Top 25 in 13 categories: scoring margin (1st at +16.7), field-goal percentage defense (2nd at .374), scoring defense (2nd at 57.5), win-lost percentage (4th at .861), three-point field-goal percentage defense (8th at .309), rebound margin (8th at +7.8), blocked shots per game (8th at 5.4), total blocks (9th with 194), total rebounds (11th at 1413), offensive rebounds (11th at 13.31), total rebounds per game (17th at 39.25), total assists (18th at 570) and assist-to-turnover ratio (22nd at 1.41).

CRONIN NAMED SPORTING NEWS NATIONAL COACH OF THE YEAR

- » UC head coach Mick Cronin was named the 2017-18 Sporting News Coach of the Year on March 8.
- » Cronin guided the sixth-ranked Cincinnati Bearcats to a school-record-tying 31 wins, the program's first back-to-back 30-win seasons along with the Bearcats' first outright conference championship since 2002 and their first league tournament championship since 2004.
- » The 2017-18 regular season saw the Bearcats win a nation's best 16 consecutive games, grow their home-court win streak to a nation's longest 39 games and climb as high as No. 5 in both national polls – all Cronin coaching era (since 2006-07) high marks.
- » The Bearcats' 16 conference wins tied for most in school history while their 30 overall victories are tied for the second most at UC.
- » Cronin was named a semifinalist for the Werner Ladder Naismith Men's College Coach of the Year on Feb. 23.
- » Cronin is one of only six coaches to take his team to the NCAA Tournament in each of the last eight years, joining Mark Few (Gonzaga), Tom Izzo (Michigan State), Mike Krzyzewski (Duke), Bill Self (Kansas) and Roy Williams (North Carolina).
- » Cronin owns a 337-164 career record after 15 seasons overall. He is 268-140 mark after 12 seasons at Cincinnati. He posted a 69-24 mark in three seasons as head coach at Murray State from 2004-2006.
- » The 46-year old Cronin ranks second in the nation in Division I career wins among coaches under the age of 50.

BEST OFFENSIVE NUMBERS UNDER CRONIN

- » Cincinnati's three-point shooting percentage and assists average in 2017-18 were the best of the Mick Cronin coaching era (starting in 2006-07) while its scoring average nearly matched the Cronin era high mark.
- » **THREE-POINTERS:** The Bearcats shot 35.3 percent from long range (262 of 742) surpassing the 2015-16 squad's 34.8 percent (252-725).
- » Only the 2016-17 Bearcats made more three-pointers (264) in school history. Seven players made 20 or more three-pointers in 2017-18 with Jacob Evans III and Jarron Cumberland tying for team-high honors with 60 apiece.
- » Evans led all Bearcats and finished 10th in The American, shooting 37.0 percent (60 of 162) from beyond the arc.

- » **ASSISTS:** UC averaged a Cronin-era best 15.8 assists in 2017-18, the highest since 2003-04 (16.2). After averaging 15.4 assists in 2015-16 and 15.5 assists in 2016-17, the Bearcats averaged 15 or more assists in three consecutive seasons for only the second time in school history: 1995 (16.2), 1996 (16.5) and 1997 (15.4).
- » Evans led the Bearcats and ranked 13th in the league averaging 3.1 assists.
- » **SCORING:** Cincinnati virtually matched its scoring output from 2016-17 (2,674 points), scoring one less point (2,673 points) in 2017-18. Officially, the Bearcats averaged 74.2 points in 2017-18 compared with 74.3 in 2016-17.
- » Four Bearcats averaged double figures in a season for the first time since 2011-12 (Sean Kilpatrick [14.3], Yancy Gates [12.2], Dion Dixon [13.0] and Cashmere Wright [10.9]).

CATEGORY	CRONIN ERA HIGHS (SEASON)	2017-18
Points per game	74.3 [2,674] (2016-17)	74.2 [2,673]
3-PT FG%	.348 [252-725] (2015-16)	.353 [262-742]
Assists per game	15.5 [559] (2016-17)	15.8 [570]

BEARCATS FOURSOME HAS SCORED 1,000 COLLEGIATE POINTS

- » The 2017-18 Bearcats featured four players who've scored 1,000 or more collegiate points each during their careers.
- » Senior Gary Clark joined Cincinnati's 1,000-point club in the first game of the season against Savannah State (11/10). He finished his career with 1,462 points, ranking 16th in program history.
- » Junior Jacob Evans III joined the 1,000-point club when he netted 16 points against USF (1/13). He finished his three-year career with 1,233 career points, ranking 31st in UC history.
- » Senior Kyle Washington (1,275 points) eclipsed the 1,000-point plateau for his career against Cleveland State (12/21). The NC State transfer compiled 404 points in two seasons with the Wolfpack (2014 & 2015) and 871 points as a Bearcat.
- » Junior guard Cane Broome (1,404 points) scored 1,136 points in two seasons at Sacred Heart (2015 & 2016).
- » **SECOND TIME IN SCHOOL HISTORY:** It marked only the second time in school history, a Cincinnati team featured four players who have scored 1,000 or more points during their collegiate careers, matching the 1977-78 Bearcats' foursome of Robert Miller (1,498 points from 1975-78), Mike Jones (1,058 points from 1975-78), Pat Cummings (1,762 points from 1977-78, 1978-79) and Steve Collier (1,252 points from 1975-78).
- » **ONE OF TWO TEAMS IN THE NATION:** Only one other team in the nation during the 2017-18 season had four 1,000-point scorers on its roster: Saint Mary's with Emmett Naar, Calvin Hermanson, Jock Landale and Cullen Neal.

NOTING THE DEFENSE

- » Cincinnati's 2017-18 field goal percentage defense (.374) finished as the lowest of the 12-year Mick Cronin coaching era and the lowest at UC since the 2004-05 campaign (.373).
- » The Bearcats' scoring defense (57.5 points allowed) finished as the second lowest under Cronin behind only 2014-15 (55.8). Prior to that season, it's the lowest since 1962-63 (52.9).
- » UC allowed 70 or more points in only six games in 2017-18. UC surrendered more than 60 points only 14 times during the season and only five times in AAC play.

- » The Bearcats held eight opponents under 50 points during the season, a Mick Cronin coaching era (since 2006-07) high mark.
- » Since UC started its run of now eight consecutive appearances in the NCAA Tournament (starting with the 2010-11 season), the Bearcats have allowed opponents to score 70 or more points in only 15.1 percent of their games (42 of 279).
- » The Bearcats held 24 opponents under 40 percent shooting from the field during the season and limited 17 foes to 35 percent or less shooting from the floor.
- » On the defensive end, UC ranked nationally in field-goal percentage defense (2nd at .374), scoring defense (2nd at 57.5), three-point field-goal percentage defense (eighth at .309), rebound margin (8th at +7.8), blocked shots per game (8th at 5.4), total blocks (9th with 194), total rebounds (11th at 1413), offensive rebounds (11th at 13.31) and total rebounds per game (17th at 39.25).
- » Cincinnati and Virginia have been the only programs to finish the year ranked in the nation's Top 25 for scoring defense each of the past five seasons.

TURNING OUT THE LIGHTS AT BB&T ARENA

- » The Tulsa game (2/25) marked Cincinnati's last home game at its temporary home for the 2017-18, BB&T Arena in Highland Heights, Ky.
- » UC's on-campus venue, Fifth Third Arena underwent an \$87 million renovation during the 2017-18 season and is scheduled to reopen in the fall 2018.
- » It marks the first time the Bearcats have played their home games off campus since the 1988-89 season when the recently demolished Cincinnati Gardens served as UC's host venue.
- » The Tulsa game (2/25) marked the earliest regular-season home finale for Cincinnati since 2000-01.
- » The Bearcats finished 14-1 at BB&T Arena this season, winning their home games by an average of 25.4 points.
- » Cincinnati is scheduled to reopen Fifth Third Arena against Ohio State in the 2018-19 season opener. The two teams haven't played a regular-season game in Cincinnati since 1920. The Bearcats defeated the Buckeyes in consecutive national championship games to win titles in 1961 and 1962. Cincinnati will play at Ohio State to open the 2019-20 campaign.

WIN STREAKS END

- » Cincinnati enjoyed a pair of the nation's longest win streaks this season.
- » The Bearcats owned the nation's longest win streak at 16 consecutive games from Dec. 12 through Feb. 11 before falling, 67-62, at Houston (2/15).
- » Three days later, the Bearcats saw their nation-leading 39-game home-court win streak stall with a 76-72 loss to then-No. 19 Wichita State at BB&T Arena. The home-win streak spanned parts of three seasons, two venues and was the longest of the Mick Cronin coaching era (since 2006-07).

BEARCATS HEADLINERS

#11 GARY CLARK, F

» HONORS:

- 2018 AP Honorable Mention All-American
- 2018 AAC Player of the Year
- 2018 American Championship Tournament MVP
- 2018 AAC First Team (unanimous pick)
- 2018 AAC Defensive Player of the Year
- 2018 AAC Sportsmanship Award
- 2018 NABC All-District 25 First Team
- 2018 Karl Malone Power Forward of the Year Semifinalist
- 2017-18 Citizens Naismith Trophy Late Season Team
- 2018 Oscar Robertson Trophy Watch List
- 2018 Lute Olson Player of the Year Watch List
- 2018 Senior Class Award Candidate
- AAC Player of the Week (11/27/17, 1/22/18, 1/29/18)
- 2017 Cayman Islands Classic MVP
- 2016 Second Team All-AAC
- 2016 AAC Defensive Player of the Year

» **TROPHY COLLECTION:** Clark enjoyed an amazing seven days entering the postseason, earning numerous American Athletic Conference honors before guiding the Bearcats to the league's tournament championship.

» **Player of the Year** - Clark is Cincinnati's first conference player of the year since Steve Logan (Conference USA in 2001 and 2002).

» **First Team All-Conference** - League coaches picked Clark as the only unanimous first team all-conference selection - the first Bearcat to be named a unanimous league first team selection since Sean Kilpatrick (American in 2014).

» **Defensive Player of the Year** - Clark is the first player in The American to win multiple defensive player of the year awards (also won the award in 2016) and the first Bearcat to win a league's defensive player of the year award multiple times since Kenyon Martin (Conference USA in 1998 and 1999).

» **Sportsmanship Award** - Clark was recognized for his outstanding character as well. The Senior CLASS award candidate, Clark has logged more than 50 hours of service in the Cincinnati community, interned with UC's Vice President of Safety and Reform, Dr. Robin Engel, to positively impact campus safety and spent time visiting and encouraging hospital patients.

» Clark also has earned a pair of prestigious UC academic awards, the 2016 Legion of Excellence Award for the highest grade-point average on the men's basketball team and the 2018 Jean Stephens Award honoring student-athletes of high integrity, ethical standards and commitment to teamwork.

» **American Championship Tournament MVP** - Clark averaged 16.3 points and 11.7 rebounds while shooting 57.7 percent (15 of 26) from the field with a trio of double-doubles in the league tournament. His free throw with 4.3 seconds left gave Cincinnati a 56-55 win over Houston in the championship game.

» **BEARCAT MILESTONE:** Clark is one of only five players in Cincinnati history to achieve at least 1,000 points and 1,000 rebounds in his career. Clark finished his career with 1,462 points and grabbed 1,132 rebounds. He joined UC greats Oscar Robertson (2,973 points/1,338 rebounds from 1958-60), Jack Twyman (1,598 points and 1,242 rebounds from 1952-55), Paul Hogue (1,391 points and 1,088 rebounds from 1960-62) and Robert Miller (1,498 points and 1,060 rebounds from 1975-79) on the list.

» **AMONG THE NATION'S TOP REBOUNDERS:** Clark finished the season ranked third in the nation with 1,132 career rebounds behind Seton Hall's Angel Delgado (1,455) and Hofstra's Rokas Gustys (1,305).

» **ELITE COMPANY:** Clark finished his career ranked third in career rebounds (1,132) at Cincinnati behind only National Basketball Hall of Fame members Oscar Robertson (1,338 from 1958-60) and Jack Twyman (1,242 from 1952-55).

» Clark joined former UC player Yancy Gates (916 rebounds from 2008-12) as the only two players in school history to lead their teams in rebounding all four years.

» Clark led the Bearcats in rebounds in 22 games this season and in 72 contests during his career.

» **DOUBLE-DOUBLES:** Gary Clark's 32 career double-doubles are the most at UC during the Mick Cronin coaching era (since 2006-07). He also finished the season with more career double-doubles than any active player in The American.

» Clark posted a league-best 14 double-doubles in 2017-18, including all three games of the American Championship and six times during league play.

» Clark led the Bearcats in either points or rebounds in 28 games this season.

» **LEAGUE RANKINGS (SEASON STATS):** Clark ranked among the league leaders in nine categories: rebounds (1st at 8.7), double-doubles (1st with 14), defensive rebounds (1st at 5.7), offensive rebounds (2nd at 3.0), blocks (7th at 1.2), steals (7th at 1.4), field goal percentage (7th at .526), free throw percentage (13th at .741) and points (17th at 12.9).

» **POSTSEASON PUSH:** Clark averaged 14.2 points, 11.6 rebounds and shot 61.5 percent (24 of 39) from the field, posting five double-doubles during five postseason games ... tallied 20 points, including the game-winning free throw to go with 12 rebounds against Houston (3/11) in the American Championship title game.

» **CAYMAN ISLANDS CLASSIC MVP PERFORMANCE:** Clark was named the Cayman Islands Classic MVP after averaging a team-high 16.3 points and 9.3 rebounds while shooting 53.3 percent (16 of 30) from the floor and 87.5 percent (14 of 16) from the free throw line during the three-game event. He registered 24 points and 14 rebounds against Buffalo (11/20) and scored UC's first 13 points against Wyoming (11/22) en route to leading the Bearcats to the tournament crown, finishing with 17 points and six rebounds in the title game. For his efforts he was named The American's Player of the Week.

» **51ST MEMBER OF 1,000-POINT CLUB:** Clark became the 51st member of Cincinnati's 1,000-point club, when he posted a double-double with 13 points and 11 rebounds in the season opening 107-77 win over Savannah State.

REBOUNDS (CAREER - UC HISTORY)

RK	NAME (YEAR)	REBOUNDS
1.	Oscar Robertson (1958-60)	1,338
2.	Jack Twyman (1952-55)	1,242
3.	Gary Clark (2015-Present)	1,132
4.	Paul Hogue (1960-62)	1,088
5.	Robert Miller (1975-79)	1,060

MOST DOUBLE-DOUBLES (CAREER - CRONIN ERA)

RK	NAME (YEARS)	DOUBLE-DOUBLES
1.	Gary Clark (2015-Present)	32
2.	Yancy Gates (2009-12)	23
13.	Kyle Washington (2017-Present)	10
	Octavius Ellis (2015-16)	10
5.	John Williamson (2007-08)	8
	Justin Jackson (2011-14)	8

1,000 POINTS & 1,000 REBOUNDS (CAREER - UC HISTORY)

RK	NAME (YEARS)	CAREER POINTS/REBOUNDS
1.	Oscar Robertson (1958-60)	2,973/1,338
2.	Jack Twyman (1952-55)	1,598/1,242
3.	Gary Clark (2015-Present)	1,462/1,132
4.	Paul Hogue (1960-62)	1,391/1,088
5.	Robert Miller (1975-79)	1,498/1,060

POINTS (CAREER - UC HISTORY)

RK	NAME (YEARS)	POINTS
1.	Oscar Robertson (1958-60)	2,973
2.	Sean Kilpatrick (2011-14)	2,145
3.	Steve Logan (1999-2002)	1,985
--		
14.	Robert Miller (1975-1978)	1,498
15.	Yancy Gates (2009-12)	1,485
16.	Gary Clark (2015-Present)	1,462
--		
30.	Steve Collier (1975-78)	1,252
31.	Jacob Evans III (2016-Present)	1,233

BLOCKS (CAREER - UC HISTORY)

RK	NAME (YEARS)	BLOCKS
1.	Kenyon Martin (1997-2000)	292
2.	Eric Hicks (2003-2006)	256
3.	Jason Maxiell (2002-2005)	252
4.	Justin Jackson (2011-2014)	219
5.	Gary Clark (2015-Present)	180

STARTS (CAREER - UC HISTORY)

RK	NAME (YEARS)	STARTS
1.	Gary Clark (2015-Present)	137
2.	Deonta Vaughn (2007-2010)	123
3.	Cashmere Wright (2010-2013)	114

CONSECUTIVE GAMES PLAYED (CAREER - UC HISTORY)

RK	NAME (YEARS)	GAMES
1.	Sean Kilpatrick (2011-2014)	140
2.	Gary Clark (2015-Present)	139
3.	Troy Caupain (2014-17)	137
4.	Keith Gregor (1993-96)	131
5.	Jason Maxiell (2002-05)	129

VICTORIES (CAREER - UC HISTORY)

RK	NAME (YEARS)	WINS
1.	Steve Logan (1999-02)	111
2.	Gary Clark (2015-Present)	106
3.	Troy Caupain (2014-17)	102
4.	Sean Kilpatrick (2011-14)	101
	Kevin Johnson (2014-17)	101

#1 JACOB EVANS III, G/F

- » **HONORS:**
 - 2018 AAC First Team
 - 2018 Julius Erving Small Forward of the Year Semifinalist
 - 2018 John Wooden Award Watch List
 - AAC Player of the Week (1/8/18 & 12/18/17)
 - AAC Weekly Honor Roll (3/5/18 & 2/5/18)
 - 2017 Cayman Islands Classic All-Tournament Team (2017)
 - 2017 Jerry West Shooting Guard of the Year Finalist
 - 2017 NABC District 25 Second Team (2016-17)
 - 2017 American Championship All-Tournament Team
- » **LEAGUE RANKINGS (ALL GAMES):** Evans' earned First Team All-Conference honors in 2017-18 ranking among the league leaders in eight categories: assist-to-turnover ratio (9th at 1.8), three-point field goal percentage (10th at .370), steals (10th at 1.3), blocks (10th at 1.0), free throw percentage (11th at .754), assists (13th at 3.1), scoring (16th at 13.0) and minutes played (21st at 30.8).
- » **TWICE NAMED AAC PLAYER OF THE WEEK:** Jacob Evans III was twice been named the AAC Player of Week (12/18/17 and 1/8/18). Most recently, he hit a buzzer beater at Temple (1/4) and scored a game-high 18 points against SMU (1/7) to earn the honor on Jan. 8. Earlier this season, he netted a season-high 24 points with four threes against Mississippi State (12/12) and had 16 points with four threes at UCLA (12/16) to claim the honor on Dec. 18.
- » **BUZZER BEATER AT TEMPLE:** Evans hit a 19-foot jumper with 0.4 seconds remaining to lift UC to a 55-53 win at Temple (1/4). He finished with 14 points, six rebounds, four assists and three steals against the Owls.
- » Against the teeth of Cincinnati's nonconference schedule (at Xavier, Florida [neutral site], vs. Mississippi State and at UCLA) Jacob Evans III averaged a team-best 19.0 points with 5.3 rebounds while shooting 48.1 percent (25 of 52) from the floor with a team-high 11 three-pointers.
- » **20-POINT GAMES:** Evans registered a pair of 20-point performances this season and has scored 20 or more points 10 times in his career. He scored a season-high 24 points on 8-of-15 shooting with four threes against Mississippi State (12/12) after netting a team-high 23 points on 9-of-15 shooting with a trio of threes at Xavier (12/2).
- » **NEWEST MEMBER OF 1,000-POINT CLUB:** Evans became the 52nd member of Cincinnati's 1,000-point club when he scored 16 points at USF (1/13). He finished the season in 31st place on the list with 1,233 points.
- » Evans is the eighth Bearcat to join the elite club during the Mick Cronin coaching era, joining Sean Kilpatrick (second at 2,145 points), Deonta Vaughn (fourth at 1,885), Yancy Gates (15th at 1,485), Troy Caupain and Cashmere Wright (T-22nd at 1,317), Dion Dixon (25th at 1,281) and current Bearcat Gary Clark (16th at 1,462).
- » Evans scored in double figures in 28 games. He netted 10 or more points in 31 of 36 games in 2016-17 the most by a UC players since Sean Kilpatrick (33 of 34 games in 2013-14).

#24 KYLE WASHINGTON, F

- » **HONORS:**
 - 2018 AAC All-Conference Honorable Mention
 - 2018 American Championship All-Tournament Team
 - AAC Weekly Honor Roll: 2/12/18
 - Lute Olson Award National Player of the Week: 12/18/17
 - 2017 Second Team All-Conference (2016-17)
 - 2017 Naismith Hall of Fame All-Tournament Team
- » **NAMED TO AAC ALL-TOURNAMENT TEAM:** Washington was named the 2018 American Championship All-Tournament Team after averaging 12.0 points on 51.9 percent (14 of 27) shooting with 5.0 rebounds. He scored in double figures in all three games, posted a team-high 15 points on 7-of-13 shooting with seven rebounds against SMU (3/9) in the quarterfinals. His three-pointer with 57.4 second left tied the score at 55-55 against Houston in the championship game.
- » **LEAGUE RANKINGS:** Washington ranks among the league leaders in blocks (4th at 1.4), field goal percentage (11th at .505), rebounds (13th at 5.5), defensive rebounds (15th at 3.8) and points (26th at 11.3) ... led the league in blocks (1.8 per game) during conference play, registering at least one block in 17 of 18 games.
- » **IN LEAGUE ACTION:** Washington was listed among the league leaders in blocks (1st at 1.8), defensive rebounds (7th at 3.9), rebounds (10th at 5.7), field goal percentage (12th at .486) and points (24th at 11.7).
- » **SEASON-BEST EFFORTS:** Washington poured in 19 points on 7-of-11 shooting with four steals at UCLA (12/16) ... He scored a game-high 19 points on 6-of-8 shooting with a trio of threes, five rebounds and three blocks in 26 minutes against Houston (1/31) ... scored 10 points, including the game-tying three-pointer with 57.4 seconds left against Houston (3/11) in the title game of the American Championship.
- » **NATIONAL PLAYER OF THE WEEK:** Washington was named the Lute Olson Award National Player of the Week after producing 16 points on 8-of-15 shooting against Mississippi State (12/12) and 19 points on 7-of-11 shooting with four steals at UCLA (12/16).
- » **1,000 POINTS IN CAREER:** Washington tallied his 1,000th career point during the Cleveland State (12/21) game. He scored 1,275 points during his collegiate career, including 404 points in two seasons at NC State (2014 & 2015) and 871 points with Cincinnati.

#34 JARRON CUMBERLAND, G

- » **HONORS:**
 - AAC Weekly Honor Roll: 3X: 1/15/18; 1/2/18; 11/20/17
 - 2017 AAC All-Rookie Team
 - 2017 AAC's Co-Sixth Man of the Year
- » **2017-18 SEASON NOTES:** In his first season as a starter, Cumberland scored in double figures in 22 contests, including 11 league games. He made at least one three-pointer in 28 of 36 games, including 15 of 18 conference contests. His 60 three-pointers during the season tied Jacob Evans III for the team-high honors.
- » **IN LEAGUE ACTION:** Cumberland was listed among the league leaders during conference play in assists (12th at 2.9), free throw percentage (15th at .736) and scoring (26th at 11.4).
- » **STRONG FINISH:** Cumberland led the Bearcats over the final 12 games of the season, averaging 13.1 points with a team-high 23 three-pointers and 44 assists.
- » **TOP PERFORMANCES:** Cumberland registered his first collegiate double-double, scoring a career-high 27 points on 8-of-17 shooting with four three-pointers to go with a career-high 11 rebounds against Georgia State (3/16). It

marked the most points scored by a Bearcat in an NCAA Tournament game during the Mick Cronin coaching era (since 2006-07).

- » He netted as many as 18 points on three occasions: scoring 18 points while matching a season high with four three-pointers along with five assists against Memphis (3/10) in the AAC Tournament semifinals; tallying 18 with a trio of threes against Wichita State (2/18) and 18 with four three-pointers in 18 minutes at USF (1/13).
- » **WEEKLY HONOR ROLL:** Cumberland earned selection to the AAC's Weekly Honor Roll after scoring 20 points against Western Carolina (11/13) and 19 points against Coppin State (11/16).

#3 JUSTIN JENIFER, G

- » Started 33 of Cincinnati's 36 games ... finished the season with a 3.8-to-1 assist-to-turnover ratio, handing out 91 assists with only 24 turnovers ... ended the season committing only four miscues in his last 239 minutes of play.
- » Shot at team-best 77.2 percent (44 of 57) from the free throw line, making 18 consecutive free throws during one stretch of the season.

#15 CANE BROOME, G

- » Transfer from Sacred Heart, who became eligible to play in 2017-18 after sitting out the 2016-17 campaign.
- » **2017-18 SEASON NOTES:** Provided offensive spark off the bench (sixth starter) for the Bearcats averaging 7.9 points while shooting 46.3 percent (95 of 205) from the field and 39.0 percent (32 of 82) from long range in 2017-18. Broome scored in double figures 13 times.
- » **IN LEAGUE ACTION:** Ranked 13th in assists (2.9), handing out 46 assists with 19 turnovers in his 16 league games.
- » **TOP PERFORMANCES:** Scored as many as 17 points twice (Savannah State [11/10] and Arkansas-Pine Bluff (12/19) ... netted 16 points (his AAC best) against Wichita State (2/18), making 7-of-10 shots with a pair of threes ... Scored 12 of his 16 points in the first half at No. 21 Xavier (12/2) ... netted a team-high 15 points on 6-of-8 shooting against No. 5 Florida (12/9).
- » **PREVIOUS HONORS:**
 - 2016 Player of the Year Northeastern Conference
 - 2016 NEC First Team
 - 2016 AP Honorable Mention All-American
 - 2016 USBWA All-District I First Team
 - 2016 All-ECAC First Team
 - 2016 NABC All-District 18 First Team
 - 2016 All-MET Basketball Writers' Assoc. First Team
 - 2015 NEC All-Rookie Team
- » **NATIONAL NUMBERS:** Broome ranked eighth in the nation in scoring (23.1 points) in 2015-16. He led all active sophomores in the nation with 1,157 career points following the 2015-16 season.

TIP-INS

- » Cincinnati's 62-61 win at then-No. 11 Wichita State (3/4) marked the Bearcats' first road win at an Associated Press Top 11 opponent since Jan. 9, 2012 (at then-No. 11 Georgetown, 68-64).
- » The Bearcats finished 8-1 on the road in AAC play in 2017-18 their most conference road wins in a season since joining the league (2013-14).
- » The Bearcats have won 15 of their last 18 conference road games dating back to the start of league play last season.
- » Four of five Bearcats' starters ranked among the AAC scoring leaders during league play: Jacob Evans III (14th at 13.4), Gary Clark (17th at 12.8), Kyle Washington (24th at 11.7) and Jarron Cumberland (26th at 11.4).
- » Cincinnati averaged 21.4 points from its bench this season. UC's bench has outscored opponents' reserves in 23 games in 2017-18.

BEARCAT POINTS OF PRIDE

- » Cincinnati is one of six schools in the nation to have appeared in the last eight NCAA Tournaments, joining Duke, Gonzaga, Kansas, Michigan State and North Carolina.
- » The Bearcats are one of eight teams to appear in the NCAA Tournament at least 22 times in the last 27 seasons (since 1992).
- » Cincinnati is one of 18 programs in the nation with 32 or more NCAA Tournament appearances.
- » UC ranks 14th in the nation for most all-time wins (1,788).
- » Cincinnati's 2017-18 squad tied the school record for wins in a season with 31. The Bearcats have posted 30 wins in back-to-back seasons (2016-17 and 2017-18) for the first time in school history. UC has won 26 or more games in five of the last eight seasons and has won at least 22 games in each of the last eight seasons.
- » Entering the season, Cincinnati was one of 12 programs to win at least 22 games in each of the last seven seasons, along with Arizona, BYU, Duke, Gonzaga, Kansas, Louisville, New Mexico State, North Carolina, Wichita State, Wisconsin and VCU.
- » UC head coach Mick Cronin ranks as the winningest coach in the nation among active coaches his age (46) or younger and has the second-most Division I wins (337) among active coaches under 50-years old.
- » Cronin also ranks as one of only six coaches to take his team to the NCAA Tournament in each of the last seven years, joining Mark Few (Gonzaga), Tom Izzo (Michigan State), Mike Krzyzewski (Duke), Bill Self (Kansas) and Roy Williams (North Carolina).
- » Cincinnati's entire coaching staff completed its sixth season together in 2017-18. In terms of coaching staff continuity, it ranks as the second-longest unchanged staff among high-major programs according to John Akers at Basketball Times. Michigan State's staff ranks first. The Spartans staff is in its seventh season intact in 2017-18.

CINCINNATI TRADITION - BY THE NUMBERS

- » 2 National Titles (1961, 1962)
- » 6 Final Fours (1959-63, 1992)
- » 8 Elite Eights (Last: 1996)
- » 11 Sweet Sixteens (Last: 2012)
- » 32 NCAA Tournament Appearances
- » 22 NCAA Tournament Appearances since 1992
- » 10 NIT Appearances
- » 29 Conference Regular-Season Titles (Last: 2018)
- » 11 Conference Tournament Titles (Last: 2018)
- » 1,788 all-time wins (14th in nation)
- » 30 All-Americans (Last: Sean Kilpatrick [2014])
- » 81 All-Conference Selections (Last: Gary Clark & Jacob Evans III [2018])
- » 56 NBA Draft Picks (Last: Lance Stephenson [2010])
- » 51 members of 1,000-point club
- » Ranked as the No. 10 program in the nation by the Associated Press in a 2017 ranking of school's with the most appearance in the AP poll.
- » 426 weeks ranked in AP Top 25
- » 212 weeks ranked in AP Top 10
- » 45 weeks ranked as AP No. 1
- » 2 Members of National Basketball Hall of Fame Jack Twyman & Oscar Robertson
- » 2 Olympic Gold Medalists Robertson (1960) & George Wilson (1964)

NCAA DIVISION I WINS - TOP 20

RK	TEAM	WINS
1.	Kentucky	2,263
2.	Kansas	2,248
3.	North Carolina	2,232
4.	Duke	2,144
5.	Temple	1,903
6.	Syracuse	1,885
7.	UCLA	1,870
8.	Notre Dame	1,866
9.	St. John's	1,833
10.	Indiana	1,817
11.	BYU	1,810
12.	Utah	1,802
13.	Arizona	1,796
14.	Cincinnati	1,788
15.	Illinois	1,778
16.	Texas	1,769
17.	Purdue	1,777
18.	Western Kentucky	1,775
19.	Penn	1,771
20.	Washington	1,765

AAC LEAGUE WINS - SINCE FORMATION (2013-14)

RK	TEAM (FIRST SEASON IN LEAGUE)	W-L
1.	Cincinnati (2013-14)	72-18
2.	SMU (2013-14)	*51-27
3.	Houston (2013-14)	50-40
4.	UConn (2013-14)	49-41
	Memphis (2013-14)	49-41
6.	Temple (2013-14)	46-44
	Tulsa (2014-15)	46-26
8.	UCF (2013-14)	35-55

* - Vacated 12 wins from 2013-14 season

CRONIN'S LISTING AMONG NATIONAL COACHES

- » UC head coach Mick Cronin was named The Sporting News National Coach of the Year (March 8) and tabbed a semi-finalist for the 2018 Werner Ladder Naismith National Coach of the Year Award (Feb. 23).
- » Cronin is one of six coaches in the nation to take his team to the NCAA Tournament each of the past seven seasons, along with Mark Few (Gonzaga), Tom Izzo (Michigan State), Mike Krzyzewski (Duke), Bill Self (Kansas) and Roy Williams (North Carolina).
- » The Cincinnati native and UC alumnus leads the nation in Division I wins (337) and total NCAA Tournament appearances (nine) among active coaches his age (46-years old) or younger and ranks second in Division I wins among active coaches under the age of 50.
- » Cronin earned his 250th win at Cincinnati against Temple (1/4/18) and his 300th career win against Tulsa (2/18/17).
- » Cronin owns a 337-164 career record in his 15th season overall. He is 268-140 mark in his 12th season at his alma mater. He posted a 69-24 mark in three seasons as head coach at Murray State from 2004-2006.
- » He was named the 2014 American Athletic Conference Coach of the Year after guiding the Bearcats to a share of the league's regular-season title (with Louisville).
- » Cronin's 268 wins in 12 seasons at Cincinnati rank as the second most in school history, behind only Bob Huggins (399 wins in 16 seasons [1990-2005]).

MOST DIVISION I COACHING WINS - UNDER AGE OF 50

NAME (SCHOOL)	AGE	CAREER W-L
1. Sean Miller (Arizona)	48	367-121
2. Mick Cronin (Cincinnati)	46	337-164
3. Matt Painter (Purdue)	47	320-154
4. Scott Drew (Baylor)	47	318-206
5. Brad Brownell (Clemson)	48	316-198
6. Travis Ford (Saint Louis)	47	307-263
8. Tony Bennett (Virginia)	48	288-119
9. Will Brown (Albany)	46	282-248

- Ages as of Nov. 1, 2017

-SEASON NOTES -

CAYMAN ISLANDS CLASSIC CHAMPIONS

- » Cincinnati claimed the inaugural Cayman Islands Classic Nov. 20-22 with a trio of wins over Buffalo (73-67), Richmond (75-48) and Wyoming (78-53).
- » Gary Clark averaged a team-best 16.3 points and 9.8 rebounds to earn MVP accolades.
- » Jacob Evans III was named to the all-tournament team, averaging 10.3 points and 4.0 assists.

JOHNSON SIGNS WITH THE BEARCATS

- » Logan Johnson signed a national letter of intent on Nov. 8 to attend the University of Cincinnati and play basketball for the Bearcats beginning with the 2018-19 season.
- » Johnson, a 6-2, 170 guard from Mountain View, California, averaged 18 points, eight rebounds, five assists and two steals as a junior at Saint Francis High School, helping lead the Lancers to the Northern California Division II championship game.
- » A four-star prospect according to Scout.com, Johnson was listed among the Top 20 players in the Golden State and among the Top 150 players in the nation by 247 Sports and Rivals.com.
- » Johnson finished his junior season as the West Catholic Athletic League Most Valuable Player, the San Francisco

Chronicle Player of the Year, the Cal Hi Sports Bay Area Player of the Year, a Mercury News First Team All-Bay Area selection, a Pangos All-American and a Cal Hi Sports Third Team All-State honoree.

- » “Logan is a great athlete and has a huge upside for a guard,” Cronin said. “Most guards are developed physically coming in, but Logan is still growing and filling out into his body. He has great quickness and ball handling skills. He is a tough competitor and really coming into his own as a player. Logan is also a solid person from a very close family. We are excited he is a Bearcat.”
- » Logan’s older brother, Tyler Johnson, is in his fourth season as a guard for the NBA’s Miami Heat.

DERMARR JOHNSON STILL WITH PROGRAM

- » Former UC men’s basketball standout and NBA player DerMarr Johnson continues as a student assistant coach during the 2017-18 campaign. He joined the staff prior to last season while he takes classes to complete his degree.
- » The sixth pick in the 2000 NBA draft by the Atlanta Hawks, Johnson played one season at Cincinnati, earning Conference USA Freshman of the Year accolades while averaging 12.6 points and 3.8 rebounds during the 1999-2000 campaign. On a team that featured National Player of the Year Kenyon Martin and third-team All-American Pete Mickeal, as well as Steve Logan and Kenny Satterfield, Johnson helped guide the Bearcats to a 29-4 overall record and the league’s regular-season title while ranking as the nation’s No. 1 team for 12 weeks.
- » Johnson played two seasons with the Hawks, averaging 8.4 points and 3.4 rebounds in 2001-02. He overcame injuries sustained from an automobile accident in September 2002 to play parts of five more seasons in the league with the New York Knicks, Denver Nuggets and briefly with the San Antonio Spurs. He averaged 17 points and shot 49.9 percent with Denver during the 2004-05 season.
- » As an assistant under former UC head coach Bob Huggins, Cronin recruited Johnson, a consensus high school All-American, to Cincinnati’s program.

BB&T ARENA SERVED AS HOME OF THE BEARCATS FOR 2017-18 SEASON

- » BB&T Arena in Highland Heights, Kentucky, served as the temporary home of the Bearcats during the 2017-18 campaign while Fifth Third Arena undergoes an \$87 million renovation before its scheduled reopening in the fall 2018.
- » The Bearcats finished their home schedule posting a 15-1 record in the facility seven miles from downtown Cincinnati and 10 miles from the UC campus.
- » It marked the first time the Bearcats had played their home games off campus since the 1988-89 season when the recently closed Cincinnati Gardens served as UC’s host venue.
- » Other schools of mention who played their home games off campus in 2017-18 due to arena renovations include Houston, Northwestern and Villanova.

-GOBEARCATS.COM-



FIFTH THIRD ARENA SCHEDULED TO REOPEN IN FALL 2018

Fifth Third Arena, the home of Cincinnati basketball since the start of the 1989-90 season, is currently undergoing a privately-funded \$87-million renovation.

Renovations began immediately following Cincinnati’s 2016-17 home finale against Houston on March 2.

“Our entire University has grown and transformed into one of the best in the country over the past 15 years, both academically and aesthetically,” men’s basketball head coach Mick Cronin said. “This arena will be awesome. The planning has been meticulous and the first-class, new design is as good as I’ve seen across all of college basketball. This building is about our future and is a testament to the commitment our University and donors have toward our programs.”

Proposed improvements to the facility, built in 1989 and originally named the Myrl H. Shoemaker Center, include the creation of a 360-degree seating bowl, new HD scoreboard, ribbon boards, sound system, an LED lighting system which will allow for enhanced gameday presentation, new restroom and concession facilities, a new upper-level concourse with its own fan amenities, expanded food and beverage options and a new main entrance and plaza with centralized ticketing and guest services. The renovated arena also will feature upgraded locker room spaces, expanded premium seating options, including a courtside club, arena club and concourse club as well as enclosed suites, loge seating, a new Bearcats Lounge and super suites.

“We are inspired by the passionate engagement from the Board of Trustees, campus leadership and key constituents who are making a bold commitment to our athletic program and the campus community,” UC Director of Athletics Mike Bohn said.

Those interested in making a gift to the construction of the arena should contact the UCATS office at 513-556-0735.

ARENA WEBSITE: OURHOUSE2018.COM

The University of Cincinnati Department of Athletics launched a website for the Fifth Third Arena Renovation titled **OurHouse2018.com**. The website, created in conjunction with the University’s Office of Creative Services, was developed to provide Bearcats’ fans current and up-to-date information on the arena construction project which is already underway.

OurHouse2018.com features an updated fly-through of the arena renovations, new renderings and information for those interested in purchasing tickets, premium seating or making a donation to the \$87-million privately-funded project.

Monthly video updates on the renovations are available at GoBearcats.com.

BEARCATS PLAYING GAMES AT BB&T ARENA IN 2017-18

Cincinnati men’s basketball played its 2017-18 home schedule at BB&T Arena in Highland Heights, Kentucky. The facility is home to Northern Kentucky University athletics.

“We are excited for the opportunity to play in one of the newest facilities in the area,” UC Director of Athletics Mike Bohn said. “This was a long, thorough and engaging process with numerous stakeholders throughout our region. Hamilton County officials were all in for the right reasons and a key part of our discussions. The tri-state area is unique because of its regionality which encompasses a large swath of our fan base. All of those factors helped us make the right decision for our department and University while being fiscally responsible and providing an outstanding experience for our student-athletes, fans, students, donors and supporters.”

BB&T Arena was built in 2008 and provides the Bearcats a state-of-the-art facility a short drive from UC’s campus. The 9,400-seat multipurpose arena is located seven miles from downtown Cincinnati and features 12 luxury suites, a pair of party suites and 8,000 parking spaces within a five-minute walk to the arena. A four-sided video board, statistics boards and ribbon boards will keep fans up-to-date on what is going on in-game.

CINCINNATI TO REOPEN FIFTH THIRD ARENA AGAINST OHIO STATE

Cincinnati will reopen Fifth Third Arena by welcoming Ohio State in the 2018-19 season opener. The news came in early October as part of a home-and-home series announcement.

The Bearcats will open a newly renovated Fifth Third Arena against the Buckeyes in 2018 with Ohio State playing host in Columbus in 2019. Although dates for the games have not been determined, the game will take place on the first allowable date of competition in each of the next two years.

The two schools haven’t played a regular-season game since 1921. Ohio State leads the series 6-4 overall, including an 81-66 victory in the last meeting: March 22, 2012 in the NCAA East Regional semifinals in Boston.



AWARDS

- » 2018 Sporting News National Coach of the Year
- » 2018 Naismith Trophy National Coach of the Year Semifinalist
- » 2014 American Athletic Conference Coach of the Year
- » 2014 NABC District 25 Coach of the Year
- » 2014 USBWA Henry Iba Award Finalist
- » 2006 Ohio Valley Conference Coach of the Year

NOTES & ACCOMPLISHMENTS

- » One of only six coaches to take his team to the NCAA Tournament in each of the last eight years, joining Mark Few (Gonzaga), Tom Izzo (Michigan State), Mike Krzyzewski (Duke), Bill Self (Kansas) and Roy Williams (North Carolina).
- » Leads the nation for most Division I wins (337) among active coaches age 46 or younger and ranks second in the same statistic among coaches under the age of 50.
- » Cincinnati has ranked among the nation's Top 25 defenses each of the last six seasons in scoring defense, field-goal percentage defense and blocks per game.
- » The Bearcats claimed the 2014 and 2018 American Athletic Conference regular-season crown and the 2018 AAC Tournament.
- » Murray State won the 2004 Ohio Valley Tournament crown and the 2006 OVC regular-season and tournament title.
- » Cronin has directed 10 teams to the NCAA Tournament as a head coach and advanced 15 teams to the Big Dance as a head coach or assistant.

CINCINNATI HEAD COACH MICK CRONIN

Mick Cronin's tenure as head basketball coach at the University of Cincinnati has seen the rebirth of the Bearcats, rising from a program that featured only one returning scholarship player when he arrived in 2006-07 to one that recorded the first back-to-back 30-win seasons in school history (2016-17 and 2017-18); claimed the 2018 American Athletic Conference regular-season and tournament championships; made its eighth consecutive appearance in the NCAA Tournament and returns to an \$87-million newly renovated Fifth Third Arena in 2018-19.

Cronin is one of six coaches in the nation to take his team to the NCAA Tournament each of the past eight seasons, along with Mark Few (Gonzaga), Tom Izzo (Michigan State), Mike Krzyzewski (Duke), Bill Self (Kansas) and Roy Williams (North Carolina).

Cronin was named the 2018 Sporting News Coach of the Year and a semifinalist for the Naismith Trophy National Coach of the Year Award last season.

The Cincinnati native and UC alumnus leads the nation in Division I wins (337) and total NCAA Tournament appearances (10) among active coaches his age (46-years old) and ranks second in Division I wins among active coaches under the age of 50.

Built on toughness, tenacious defense and continuous all-out effort, Cronin's Bearcats rank as one of two programs (along with Virginia) to be listed among the nation's top 25 in scoring defense each of the past six seasons. You can also find Cincinnati's name listed among the top 25 teams in field-goal percentage defense and blocks per game every year since 2012-13.

Cronin has guided Cincinnati to two AAC regular season titles (2013-14 and 2017-18) in the five-year history of the league and directed the Bearcats to the 2018 American Championship - UC's first conference tournament title since 2004.

At Murray State from 2004-2006, Cronin guided the Racers to two Ohio Valley Conference tournament titles and one regular-season crown while receiving OVC Coach of the Year distinction in 2006.

Along with his three seasons in Murray, Cronin has compiled a 337-164 career record in 15 years as a college head coach, including a 268-140 mark at Cincinnati.

Cronin's rebuilding job at Cincinnati began immediately when his first squad featured only one returning starter for the 2006-07 campaign. He tirelessly went to work setting the culture necessary to building long-term success while competing within arguably the sport's toughest league ever organized - the old BIG EAST Conference.

Despite the surroundings, Cincinnati began the retooling process, becoming the only program from a major conference to improve its win total every season from 2007 to 2011, building from 11 wins in 2007 to 26 victories and a return to the NCAA Tournament in 2011.

Now a fixture at the Big Dance, Cincinnati can include itself among an elite list of six programs appearing in eight consecutive NCAA Tournaments, along with Duke, Gonzaga, Kansas, Michigan State and North Carolina.

EIGHT CONSECUTIVE TRIPS TO THE NCAA TOURNAMENT

2017-18: Cincinnati matched the school record for wins while posting a 31-5 overall record, marking the first time in program history the Bearcats posted 30 or more win in back-to-back seasons. The Bearcats won their first outright regular-season league title since 2002 and their first conference tournament title since 2004. UC won 16 consecutive games and climbed to No. 5 in Associated Press poll while making its eighth consecutive appearance in the NCAA Tournament. Gary Clark won Associated Press honorable mention honors along with the American Athletic Conference Player of the Year, Defensive Player of the Year, American Championship Most Valuable Player and Sportsmanship awards. Clark and Jacob Evans III were tabbed AAC first team selections while Kyle Washington received honorable mention all-league accolades.

2016-17: Cincinnati achieved a 30-6 overall record, marking the second time in program history the Bearcats posted 30 wins in a season. UC advanced to the second round of the NCAA Tournament and tied the school record for league victories (16-2) while finishing second in the American Athletic Conference. The Bearcats also posted an 18-0 home record, the fourth undefeated season at Fifth Third Arena and were ranked in the national polls for 15 weeks during the season, a Cronin-era record high. The UC head coach also achieved a personal milestone, registering his 300th career victory against Tulsa on Feb. 18.

2015-16: Cincinnati won 11 of its first 15 games of the regular season, including a 61-54 win over then-No. 24 SMU, to register its sixth consecutive NCAA Tournament appearance. Junior Troy Caupain received first team all-conference accolades while sophomore Gary Clark was named the league's defensive player of the year and second-team all-conference honoree. The Bearcats finished 22-11 overall and tied for third in the league with a 12-6 mark.

2014-15: A young, inexperienced group of newcomers and role players overcame the loss of its head coach due to health reasons and banded together to register a 23-11 mark and achieve the program's first second-round NCAA Tournament appearance since 2012. UC finished third in the conference but swept league-winner SMU and registered a victory at second-place Tulsa (in the only meeting between the schools) to secure the school's fifth consecutive NCAA Tournament invite. The Bearcats outlasted Purdue 66-65 in overtime in the first round of the NCAA Tournament before falling to previously unbeaten Kentucky, 64-51.

2013-14: Cincinnati won a share of the inaugural American Athletic Conference regular-season crown, the program's first conference title since 2003-04, behind the efforts of AP All-American Sean Kilpatrick and league defensive player of the year Justin Jackson. Kilpatrick led The American with 20.6 points per game and Cronin was named The American's Coach of the Year in leading UC to a 27-7 record - its most wins

since 2001-02. The Bearcats strung together 15 consecutive wins, including their first 11 league games. UC was listed among the top 15 teams in the AP poll during each of the last eight weeks of the regular season, climbing as high as seventh.

2012-13: Senior Cashmere Wright fought through nagging injuries and, along with fellow senior JaQuon Parker and junior Sean Kilpatrick, helped lead the Bearcats to a 22-12 overall record and third consecutive NCAA Tournament appearance. Wright finished his career as UC's all-time steals leader (198) and Cronin claimed his 200th career coaching win. The Bearcats ranked sixth nationally with 6.1 blocks per game.

2011-12: Cincinnati advanced to the NCAA Sweet 16, registered 26 wins for the second consecutive season and defeated a school-record eight nationally ranked teams, including No. 2 Syracuse in the semifinals of the BIG EAST Championship. The Bearcats posted a school-record 12 wins in the BIG EAST en route to tying for fourth place in the league standings and finishing as runners up in the league tournament. Yancy Gates capped off his career as one of only six players in program history to compile more than 1,400 points and 900 rebounds. The Bearcats outlasted Texas and Florida State before falling to Ohio State in the NCAA Tournament regional semifinals.

2010-11: Cincinnati won its first 15 games of the season and closed strong with five victories in its last six regular-season contests to secure its first NCAA Tournament appearance since 2005. Yancy Gates led the Bearcats with 11.9 points and 6.9 rebounds and Sean Kilpatrick was named to the BIG EAST All-Rookie team. UC defeated Missouri 78-63 before falling to eventual national champion UConn 69-58 in the second round of the NCAA Tournament. The Bearcats finished 26-9 overall.

PRIOR TO CINCINNATI

Success seems to follow Cronin, who came to Cincinnati after serving three years as head coach at Murray State (2004-06). As mentor of the Racers, Cronin compiled a 69-24 overall record while earning a pair of NCAA Tournament berths.

In his debut season as head coach, Cronin directed Murray State to a school-best 28-6 record, the Ohio Valley Conference Tournament championship and an NCAA Tournament appearance. His 28 wins were the sixth most in NCAA history for a first-year head coach at the time. He earned OVC Coach of the Year honors two seasons later, guiding Murray State to another OVC regular-season title, league tournament crown and NCAA Tournament appearance with a 24-6 mark in 2005-06.

Prior to Murray State, Cronin built a sterling reputation for his ability to evaluate and recruit top talent. In his stint at UC as an assistant coach for Bob Huggins from 1997-2001, Cronin recruited several top players, including NBA Draft selections Steve Logan (Golden State); DerMarr Johnson (Atlanta); Pete Mickeal (Dallas); Kenny Satterfield (Dallas); and Jason Maxiell (Detroit).

Following the 2000-01 season, Cronin became the associate head coach and recruiting coordinator at Louisville, under Rick Pitino. In his first year, Cronin helped attract a top-10 ranked recruiting class.

COMMUNITY INVOLVEMENT

Cronin's passion for success on the court also carries over to the local community where he is committed to making a difference. He currently serves as a board member on both the American Cancer Society in Cincinnati and the ACS's Coaches vs. Cancer of Southwest Ohio chapter.

He also assists with a major fundraising event - Soul of the City Soiree - for Our Daily Bread that has generated more than \$100,000 each of the past four years to assist the soup kitchen and community center in Cincinnati.

Cronin also annually speaks with the Young Executive Group of the Catholic Inner-City Schools Education (CISE) Fund. The group raises money from area corporations to help give children from low income urban settings the opportunity to attend Catholic schools.

During the 2013-14 season, Cronin also wrote a column in the Cincinnati Enquirer highlighting the dangers of texting while driving as part of the AT&T sponsored "It Can Wait" campaign. He spotlighted the campaign again during an on-campus awareness event in October 2014.

PATH TO COACHING

Cronin has long held great pride in the Queen City, the University of Cincinnati and the sport of basketball. As a child growing up on the west side of town, he used to follow his father Harold "Hep" Cronin -- a highly successful local high school coach with more than 400 career wins -- around the gyms of Cincinnati. A product of LaSalle High School, Cronin had his playing career end sooner than expected due to a knee injury in high school.

That didn't stop his desire to find his place in basketball. While completing his undergraduate degree at UC, Cronin served as assistant varsity coach and head junior varsity coach at Woodward High School. He helped develop six players who went on to play Division I college basketball, including former Bearcat Damon Flint, who ranks among the top 25 scorers in program history.

Cronin made the jump from high school to college coaching during the 1996-97 season joining Huggins as video coordinator at UC. A year later, Cronin was elevated to an assistant coach for the Bearcats, setting the stage for his long tenure in college basketball.

Cronin resides in Cincinnati with his 11-year old daughter, Samantha.



CRONIN'S YEARLY COACHING RECORD

SEASON	SCHOOL (CONF.)	POSITION	RECORD/CONF.	POSTSEASON (RECORD)
1996-97	Cincinnati (C-USA)	Video Coordinator		
1997-98	Cincinnati (C-USA)	Asst. Coach	27-6/14-2	NCAA Second Round (1-1)
1998-99	Cincinnati (C-USA)	Asst. Coach	27-6/12-4	NCAA Second Round (1-1)
1999-00	Cincinnati (C-USA)	Asst. Coach	29-4/16-0	NCAA Second Round (1-1)
2000-01	Cincinnati (C-USA)	Asst. Coach	25-10/11-5	NCAA Regional Semifinals (2-1)
2001-02	Louisville (C-USA)	Assoc. Head Coach	19-13/8-8	NIT (1-1)
2002-03	Louisville (C-USA)	Assoc. Head Coach	25-7/11-5	NCAA Second Round (1-1)
2003-04	Murray State (OVC)	Head Coach	28-6/14-2	NCAA First Round (0-1)
2004-05	Murray State (OVC)	Head Coach	17-11/11-5	---
2005-06	Murray State (OVC)	Head Coach	24-7/17-3	NCAA First Round (0-1)
Murray State Totals		3 years	69-24/42-10	.742/.808
2006-07	Cincinnati (BIG EAST)	Head Coach	11-19/2-14	---
2007-08	Cincinnati (BIG EAST)	Head Coach	13-19/8-10	College Basketball Invitational (0-1)
2008-09	Cincinnati (BIG EAST)	Head Coach	18-14/8-10	---
2009-10	Cincinnati (BIG EAST)	Head Coach	19-16/7-11	NIT (1-1)
2010-11	Cincinnati (BIG EAST)	Head Coach	26-9/11-7	NCAA Second Round (1-1)
2011-12	Cincinnati (BIG EAST)	Head Coach	26-11/12-6	NCAA Regional Semifinals (2-1)
2012-13	Cincinnati (BIG EAST)	Head Coach	22-12/9-9	NCAA First Round (0-1)
2013-14	Cincinnati (American)	Head Coach	27-7/15-3	NCAA First Round (0-1)
2014-15	Cincinnati (American)	Head Coach	23-11/13-5	NCAA Second Round (1-1)
2015-16	Cincinnati (American)	Head Coach	22-11/12-6	NCAA First Round (0-1)
2016-17	Cincinnati (American)	Head Coach	30-6/16-2	NCAA Second Round (1-1)
2017-18	Cincinnati (American)	Head Coach	31-5/16-2	NCAA Second Round (1-1)
Cincinnati Totals		12 years	268-140/129-85	.657/.603
Head Coaching Totals		15 years	337-164/171-95	.673/.643

CRONIN'S RECORD AGAINST ALL OPPONENTS					
SCHOOL	W-L	SCHOOL	W-L	SCHOOL	W-L
Alabama	1-0	Kennesaw State	1-0	Southern Miss	1-0
Alabama State	2-0	Kentucky	0-1	South Carolina Upstate	1-0
Albany	1-0	Lipscomb	2-0	South Dakota	1-0
Appalachian State	1-0	Louisville	5-7	St. Francis (Pa.)	2-0
Arkansas-Little Rock	1-0	Marquette	3-4	St. John's	5-6
Arkansas-Pine Bluff	4-0	Marshall	2-1	Saint Joseph's	0-0
Arkansas Tech	1-0	Maryland	1-0	St. Mary's (Calif.)	0-1
Austin Peay	4-1	Maryland Eastern Shore	1-0	Stony Brook	1-0
Belmont	0-1	Memphis	7-5	Syracuse	2-6
Bowling Green	2-1	Miami (Ohio)	5-0	Texas	1-0
Bradley	0-1	Middle Tennessee	2-0	TCU	1-0
Brown	1-0	Mississippi State	2-0	Temple	8-3
Buffalo	1-0	Mississippi Valley State	1-0	Tennessee	0-1
Butler	0-2	Missouri	1-1	Tennessee State	5-1
Cal-State Bakersfield	1-0	Morehead State	8-0	Tennessee Tech	3-2
Cal-Davis	1-0	Morgan State	1-0	Tennessee-Martin	9-0
Campbell	2-0	Mount St. Mary's	1-0	Texas A&M-CC	1-1
Campbellsville	1-0	Nebraska	2-1	Texas-San Antonio	2-0
Central Michigan	1-0	Nevada	0-1	Texas Southern	3-0
Charleston Southern	1-0	New Mexico	0-2	Toledo	2-0
Chicago State	3-0	Norfolk State	1-0	Tulane	5-1
Cincinnati	0-1	North Carolina	0-1	Tulsa	5-1
Cleveland State	1-0	North Carolina A&T	1-0	UAB	1-4
Coastal Carolina	2-0	North Carolina Central	2-0	UCF	8-1
Coppin State	1-0	NC State	3-1	UCLA	1-1
Creighton	0-1	Northwestern State	1-0	UConn	12-13
Dayton	1-1	Notre Dame	3-7	UMass Lowell	1-0
Delaware State	2-0	Oakland	1-0	UNLV	1-0
DePaul	6-3	Ohio	0-1	USC Upstate	2-0
East Carolina	5-1	Ohio State	0-2	USF	13-4
Eastern Illinois	6-1	Oklahoma	2-0	Utah Valley	1-0
Eastern Kentucky	6-1	Ole Miss	0-1	Vanderbilt	1-0
Fairfield	1-0	Oregon	1-0	Villanova	4-4
Fairleigh Dickinson	1-0	Penn State	1-0	VCU	1-1
Florida	0-1	Pittsburgh	4-8	Wagner	2-0
Florida A&M	1-0	Prairie View A&M	1-0	Weber State	1-0
Florida State	1-1	Presbyterian	0-1	West Florida	1-0
Georgetown	6-6	Providence	4-5	West Virginia	3-5
Georgetown College	1-0	Purdue	1-0	Western Carolina	3-0
George Washington	1-0	Radford	1-0	Western Illinois	1-0
Georgia	1-0	Rhode Island	0-1	Western Kentucky	1-1
Georgia Southern	1-0	Rice	2-0	Winthrop	1-0
Georgia State	1-0	Richmond	1-0	Wichita State	1-1
Gonzaga	0-1	Robert Morris	1-0	Wofford	0-1
Harvard	0-1	Rutgers	8-4	Wright State	3-0
High Point	1-0	Saint Joseph's	0-1	Wyoming	1-0
Houston	9-2	Samford	3-3	Xavier	4-8
Howard	1-0	San Diego State	1-0		
Illinois	0-1	Savannah State	2-0		
Illinois-Chicago	1-0	Seton Hall	4-3		
Illinois State	0-1	SIU-Edwardsville	2-0		
Iowa State	2-1	SMU	7-4		
IPFW	1-0	SE Missouri State	5-2		
Jacksonville State	6-0	Southern Illinois	1-2		
Kansas State	1-0	SE Louisiana	1-0		

CINCINNATI'S DEFENSIVE NUMBERS UNDER CRONIN

CINCINNATI'S DEFENSIVE STATISTICS DURING THE MICK CRONIN ERA (12 SEASONS; 2007-PRESENT)

YEAR	UC RECORD	OPP FGM-FGA	OPP FG%	OPP 3FGM-3FGA	OPP 3FG%	OPP PPG	GAMES ALLOWED <70 PTS	GAMES ALLOWED <60 PTS	GAMES ALLOWED <50 PTS	GAMES ALLOWED <40% FG	GAMES ALLOWED <35% FG	FORCED TURNOVERS	UC BLOCKS	UC STEALS
2006-07	11-19	685-1539	.445	231-612	.377	67.7	14	8	2	8	4	451	58	230
2007-08	13-19	717-1669	.430	209-621	.337	67.8	18	7	2	8	3	380	73	169
2008-09	18-14	752-1802	.417	186-581	.320	66.3	19	10	3	13	7	406	103	183
2009-10	19-16	807-1954	.413	230-676	.340	66.5	23	12	1	13	5	423	107	199
2010-11	26-9	735-1790	.411	171-529	.323	(9th) 59.6	30	18	7	17	7	492	129	258
2011-12	26-11	849-2063	.412	207-641	.323	(40th) 61.5	29	15	4	16	7	518	(44th) 170	(43rd) 298
2012-13	22-12	716-1851	(14th) .387	171-562	(34th) .304	(22nd) 59.0	30	18	3	16	9	452	(7th) 208	240
2013-14	27-7	690-1745	(19th) .395	182-568	.320	(4th) 58.4	31	19	6	19	8	485	(20th) 188	(24th) 268
2014-15	23-11	700-1804	(15th) .388	192-601	.319	(6th) 55.8	33	22	7	21	11	409	(11th) 185	222
2015-16	22-11	750-1907	(13th) .393	240-672	.357	(12th) 63.3	24	15	2	20	7	450	(9th) 192	(34th) 257
2016-17	30-6	767-1975	(9th) .388	264-765	.345	(8th) 61.3	26	17	3	19	10	476	(16th) 178	(32nd) 260
2017-18	31-5	739-1974	(2nd) .374	231-747	(8th) .309	(2nd) 57.5	30	22	8	24	15	514	(9th) 194	(32nd) 256

National ranking in parentheses; Cronin-era bests in boldface

THE POLLS

ASSOCIATED PRESS POLL (MARCH 12)	
Rk.	Team (First Place Votes)
1	Virginia (65)
2	Villanova
3	Xavier
4	Kansas
5	Michigan State
6	Cincinnati
7	Michigan
8	Gonzaga
9	Duke
10	North Carolina
11	Purdue
12	Arizona
13	Tennessee
14	Texas Tech
15	West Virginia
16	Wichita State
17	Ohio State
18	Kentucky
19	Auburn
20	Clemson
21	Houston
22	Miami
23	Florida
24	Nevada
25	Saint Mary's

OTHERS RECEIVING VOTES:
Arkansas 69, Loyola-Chicago 68, Rhode Island 66, TCU 40, Providence 22, New Mexico State 15, Butler 9, St. Bonaventure 8, USC 7, Kansas State 6, Buffalo 5, UCLA 5, Seton Hall 5, Creighton 4, South Dakota State 3, Murray State 2, San Diego State 2, Middle Tennessee 2, Virginia Tech 2, Davidson 1, Missouri 1.

USA TODAY COACHES POLL (APRIL 3)	
Rk.	Team (First Place Votes)
1	Villanova (32)
2	Michigan
3	Kansas
4	Duke
5	Virginia
6	Texas Tech
7	Loyola (Chi)
8	Xavier
9	Purdue
10	Gonzaga
11	Michigan State
12	Cincinnati
13	West Virginia
14	North Carolina
15	Clemson
16	Tennessee
17	Kentucky
18	Florida State
19	Kansas State
20	Nevada
21	Ohio State
22	Houston
23	Auburn
24	Texas A&M
25	Wichita State

OTHERS RECEIVING VOTES:
Syracuse 79, Arizona 71, Rhode Island 64, Florida 40, Penn State 19, Butler 10, Buffalo 8, Seton Hall 6, Saint Mary's 6, UMBC 6, Utah 4, Miami 3, Providence 3, Creighton 2.

CINCINNATI'S WEEKLY RANKINGS

Associated Press	Week	USA Today
12	Preseason	13
12	Nov. 13	No Poll
12	Nov. 20	13
11	Nov. 27	9
17	Dec. 4	17
25	Dec. 11	RV
20	Dec. 18	22
21	Dec. 25	22
19	Jan. 1	20
14	Jan. 8	13
12	Jan. 15	11
9	Jan. 22	8
8	Jan. 29	8
6	Feb. 5	6
5	Feb. 12	5
11	Feb. 19	11
10	Feb. 26	10
8	March 5	8
6	March 12	10
NA	April 3	11

2017-18 AMERICAN ATHLETIC CONFERENCE

2017-18 AMERICAN FINAL CONFERENCE STANDINGS				
Team	AAC	Pct.	Overall	Pct.
Cincinnati	16-2	.889	31-5	.861
Wichita State	14-4	.778	25-8	.758
Houston	14-4	.778	27-8	.771
Tulsa	12-6	.667	19-12	.613
Memphis	10-8	.556	21-13	.618
UCF	9-9	.500	19-13	.594
Temple	8-10	.444	17-16	.515
UConn	7-11	.389	14-18	.438
SMU	6-12	.333	17-16	.515
Tulane	5-14	.278	14-17	.452
ECU	4-14	.222	10-20	.333
USF	3-15	.167	10-22	.313

2018 AMERICAN CHAMPIONSHIP
AMWAY CENTER • ORLANDO, FLA.

Thursday, March 8 - First Round
Game 1: No. 9 SMU 80, No. 8 UConn 73
Game 2: No. 5 Memphis 79, No. 12 USF 77
Game 3: No. 7 Temple 82, No. 10 Tulane 77
Game 4: No. 6 UCF 66, No. 11 ECU 52

Friday, March 9 - Quarterfinals
Game 5: No. 1 Cincinnati 61, No. 9 SMU 51
Game 6: No. 5 Memphis 67, No. 4 Tulsa 64
Game 7: No. 2 Wichita State 89, No. 7 Temple 81
Game 8: No. 3 Houston 84, No. 6 UCF 56

Saturday, March 10 - Semifinals
Game 9: No. 1 Cincinnati 70, No. 5 Memphis 60
Game 10: No. 3 Houston 77, No. 2 Wichita State 74

Sunday, March 11 - Finals
Game 11: No. 1 Cincinnati 56, No. 3 Houston 55

CINCINNATI IN THE AMERICAN 2017-18 TEAM STATISTICS	
CATEGORY	[*NATIONAL] LEAGUE RANK (STAT)
Scoring	3rd (74.2)
Scoring Defense	[2nd] 1st (57.5)
Scoring Margin	[1st] 1st (+16.7)
Free Throw Pct.	7th (.692)
Field Goal Pct.	5th (.450)
Field Goal Pct. Defense	[2nd] 1st (.374)
3-Pt Field Goal Pct.	5th (.353)
3-Pt Field Goal Pct. Defense	[8th] 1st (.309)
Rebounding Offense	[17th] 2nd (39.3)
Rebounding Defense	2nd (31.4)
Rebounding Margin	[8th] 3rd (+7.8)
Blocked Shots	[8th] 1st (5.4)
Assists	2nd (15.8)
Steals	2nd (7.1)
Turnover Margin	1st (+3.0)
Assist-to-Turnover Ratio	[22nd] 2nd (1.4)
Offensive Rebounds	[11th] 1st (13.3)
Defensive Rebounds	4th (25.9)
3-Pt Field Goals Made	7th (7.3)

INDIVIDUAL STATISTICS	
PLAYER	[*NATIONAL] LEAGUE RANK (STAT)
Scoring	
Jacob Evans III	16th (13.0)
Gary Clark	17th (12.9)
Jarron Cumberland	24th (11.5)
Kyle Washington	26th (11.3)
Rebounding	
Gary Clark	1st (8.7)
Kyle Washington	13th (5.5)
Field Goal Shooting Percentage	
Gary Clark	7th (.526)
Kyle Washington	11th (.505)
Assists	
Jacob Evans III	13th (3.1)
Free Throw Percentage	
Jacob Evans III	11th (.754)
Gary Clark	13th (.741)
Steals	
Gary Clark	7th (1.4)
Jacob Evans III	10th (1.3)
Three-Point Field Goal Percentage	
Jacob Evans III	10th (.370)
Blocked Shots	
Kyle Washington	4th (1.4)
Gary Clark	7th (1.2)
Jacob Evans III	10th (1.0)
Assist-Turnover Ratio	
Jacob Evans III	9th (1.8)
Offensive Rebounds	
Gary Clark	2nd (3.0)
Defensive Rebounds	
Gary Clark	1st (5.7)
Kyle Washington	15th (3.8)
Minutes Played	
Jacob Evans III	21st (30.8)
Jarron Cumberland	28th (28.9)
Gary Clark	29th (28.5)

*National rankings are in brackets.

CINCINNATI'S RECORD WHEN

	06-07	07-08	08-09	09-10	10-11	11-12	12-13	13-14	14-15	15-16	16-17	17-18	TOTAL
Home games	10-8	10-7	13-5	13-5	15-3	14-4	13-5	18-1	15-3	14-3	18-0	15-1	166-45
Away games	0-9	3-11	4-7	2-9	7-4	7-5	5-5	7-3	6-5	6-6	9-3	9-2	65-69
Neutral site games	1-2	0-1	1-2	4-2	4-2	5-2	4-2	2-3	2-3	2-2	3-3	7-2	35-26
Conference games	2-14	8-10	8-10	7-11	11-7	12-6	9-9	15-3	13-5	12-6	16-2	16-2	128-85
vs. Top 25 teams	0-4	2-5	1-7	3-6	3-7	8-4	2-8	4-2	2-1	1-3	2-5	2-4	30-56
Overtime games	2-0	1-1	2-1	0-3	1-0	1-2	2-1	0-0	2-1	0-3	2-0	0-0	13-12
Lead at halftime	6-1	10-3	11-3	13-4	25-0	18-3	15-3	23-1	17-3	19-5	24-2	26-2	306-30
Trail at halftime	4-17	3-15	6-11	4-11	0-9	7-8	7-9	1-6	5-8	1-6	5-2	5-3	48-105
Tied at halftime	1-1	0-1	1-0	2-1	1-0	1-0	0-0	3-0	1-0	2-0	1-2	0-0	13-5
Lead with 10:00 remaining	10-1	9-1	14-1	13-3	26-0	18-4	19-1	23-1	20-3	22-3	27-1	26-1	281-20
Trail with 10:00 remaining	1-18	1-18	3-13	6-11	0-9	7-7	3-9	3-6	3-8	0-7	3-5	4-4	34-115
Tied with 10:00 remaining	0-0	3-0	1-0	0-2	0-0	1-0	0-2	1-0	0-0	0-1	0-0	1-0	7-5
Lead with 5:00 remaining	9-3	11-1	17-1	18-2	25-0	19-4	19-2	26-0	24-1	19-4	28-0	28-1	243-19
Trail with 5:00 remaining	0-16	2-17	1-13	0-13	0-9	5-7	2-9	1-7	0-8	1-6	2-6	2-3	16-114
Tied with 5:00 remaining	2-0	0-1	0-0	1-1	1-0	2-0	1-1	0-0	0-2	1-1	0-0	1-1	9-7
Lead with 2:00 remaining	10-2	11-1	16-0	18-2	25-1	23-2	19-2	25-1	23-1	19-3	27-0	29-1	246-16
Trail with 2:00 remaining	0-17	1-17	2-14	1-14	0-8	3-9	1-10	2-6	1-9	2-7	3-5	2-3	18-119
Tied with 2:00 remaining	1-0	1-1	0-0	0-0	1-0	0-0	2-0	0-0	0-1	0-1	0-1	0-1	5-5
Shoot better from the field	8-2	8-3	13-1	15-4	22-0	16-2	15-1	21-0	21-3	16-5	24-0	29-0	208-21
Shoot worse from the field	3-17	5-16	5-13	4-12	4-9	8-9	4-11	6-7	2-8	6-6	6-6	2-4	55-118
Shoot 50% or better	0-2	0-0	4-1	8-1	7-0	6-0	4-0	3-0	9-1	4-2	14-0	8-0	67-7
Shoot below 50%	11-17	13-19	14-13	11-15	16-8	20-11	18-12	24-7	14-9	16-9	16-6	22-5	194-131
Opp. shoots 50% or better	1-9	0-6	0-6	0-2	2-4	1-2	0-1	1-3	0-2	2-3	2-2	1-1	10-41
Opp. shoots below 50%	10-10	13-13	18-8	19-14	22-5	24-9	22-11	25-4	22-9	19-7	28-4	27-4	249-98
Opp. shoots below 40%	7-1	6-1	9-3	10-3	17-0	15-1	16-1	17-1	16-5	17-2	19-1	24-0	173-19
Make 7 or fewer 3-pointers	10-12	8-12	7-11	13-12	21-6	12-9	12-9	22-7	20-11	9-5	18-4	16-4	167-102
Make 8 or more 3-pointers	1-7	5-7	11-3	6-4	6-4	14-2	10-3	5-0	3-0	13-6	12-2	15-1	101-39
Shoot more FTs than opp.	7-3	6-3	12-1	11-2	22-2	16-4	16-3	20-2	20-6	14-3	19-2	21-3	184-34
Out-rebound the opponent	9-5	10-11	13-4	17-8	24-3	10-4	17-8	19-4	18-8	18-7	24-3	25-3	213-68
Opponent out-rebounds UC	2-14	3-7	2-9	2-8	2-5	13-6	3-4	8-2	3-3	3-2	6-3	3-2	50-65
Same number of rebounds	0-0	0-1	3-1	0-0	0-1	3-1	2-0	0-1	1-1	1-2	0-0	3-0	13-8
Commit fewer turnovers	7-11	4-5	9-3	7-6	16-6	22-5	14-4	16-4	13-3	17-2	25-3	22-3	172-55
Commit the same or more TOs	4-8	9-14	9-11	12-10	9-2	4-3	8-7	11-3	10-8	3-10	4-1	9-1	91-76
Commit 12 or fewer turnovers	7-9	4-7	5-4	5-5	10-5	17-7	8-8	20-4	13-5	14-6	22-5	19-2	144-67
Outscore opponents' bench	6-8	8-6	15-9	19-11	24-7	13-3	11-6	17-1	14-7	15-6	19-3	20-1	181-68
1-3 point games	1-4	5-5	2-0	4-5	2-1	5-4	2-3	4-2	1-4	2-6	4-0	3-1	45-35
4-5 point games	0-1	2-1	2-1	3-2	0-2	6-0	2-2	4-1	2-1	4-1	0-2	0-2	25-16
6-10 point games	5-2	2-6	5-6	4-4	7-2	5-3	7-4	2-2	8-1	3-3	7-2	6-1	61-36
11-19 point games	4-10	3-5	4-4	4-4	8-5	4-2	6-2	9-1	7-4	6-1	8-2	5-2	68-42
20-plus point games	1-2	1-2	5-3	4-1	9-1	7-1	5-1	8-1	5-1	7-0	11-0	16-0	79-13
Score 59 or fewer points	0-9	3-7	1-6	0-7	3-8	3-7	1-9	2-7	6-11	2-4	4-3	3-0	28-76
Score 60-69 points	6-7	8-7	4-6	9-4	9-1	7-4	9-3	11-0	9-0	8-2	6-2	6-2	91-38
Score 70 or more points	5-3	2-5	13-2	10-5	14-0	16-2	12-0	14-0	8-0	12-5	20-1	22-3	148-26
Hold opp. to 50 or fewer points	3-0	3-0	4-0	1-0	7-0	3-2	4-0	7-0	9-2	4-0	6-0	9-0	60-4
Hold opp. to 51-60 points	3-4	5-1	6-2	9-2	12-1	12-3	12-4	11-3	10-3	12-1	11-2	16-0	120-26
Hold opp. to 61-70 points	3-2	5-5	5-3	7-4	5-5	10-1	4-7	7-3	4-5	3-5	8-0	4-2	65-43
Opp. scores 70-plus points	2-13	0-13	3-9	2-10	2-3	1-5	2-1	2-1	0-1	2-4	5-4	2-3	23-67
November	5-1	4-2	5-1	4-1	5-0	4-2	6-0	6-0	5-1	7-0	5-1	7-0	63-9
December	4-3	1-5	5-2	5-2	9-0	6-1	7-1	5-2	4-2	3-4	6-1	5-2	59-25
January	1-7	5-4	4-4	5-4	4-4	5-4	4-3	9-0	6-2	6-2	8-0	8-0	65-34
February	1-7	3-3	4-3	2-5	4-3	6-2	2-5	4-2	5-4	5-2	6-2	5-2	47-40
March	0-1	0-5	0-4	3-4	4-2	5-2	2-3	3-3	3-2	1-3	5-2	6-1	32-32
Monday	0-0	1-0	3-2	2-2	2-0	2-1	2-2	1-0	0-0	0-0	1-0	3-0	17-7
Tuesday	0-2	1-1	1-2	4-2	3-0	2-0	4-0	6-0	5-1	3-2	1-0	5-0	35-10
Wednesday	4-5	4-5	4-1	7-3	9-1	7-0	3-1	2-0	5-1	2-1	6-0	3-0	56-18
Thursday	0-1	0-2	3-0	1-2	3-1	3-1	1-3	5-1	3-1	3-3	6-0	5-1	33-16
Friday	1-0	1-1	0-1	0-0	1-0	4-1	1-2	2-1	2-1	2-2	3-0	3-0	20-9
Saturday	5-7	6-5	6-5	5-3	8-4	5-7	10-2	8-5	5-6	6-3	8-2	6-2	77-57
Sunday	1-4	0-5	1-3	0-4	0-3	3-1	2-1	2-0	3-1	6-0	5-4	6-2	29-28

BEARCATS STARTING LINEUPS

OPPONENT	UC STARTERS
Bellarmine (EXH.)	Broome, Cumberland, Evans III, Clark, Washington
Embry-Riddle (EXH.)	Broome, Cumberland, Evans III, Clark, Washington
Savannah State	Broome, Cumberland, Evans III, Clark, Washington
Western Carolina	Jenifer, Cumberland, Evans III, Clark, Brooks
Coppin State	Broome, Cumberland, Evans III, Clark, Washington
vs. Buffalo	Broome, Cumberland, Evans III, Clark, Washington
vs. Richmond	Jenifer, Cumberland, Evans III, Clark, Brooks
vs. Wyoming	Jenifer, Cumberland, Evans III, Clark, Washington
Alabama State	Jenifer, Cumberland, Evans III, Clark, Washington
at Xavier	Jenifer, Cumberland, Evans III, Clark, Washington
vs. Florida	Jenifer, Cumberland, Evans III, Clark, Washington
Mississippi State	Jenifer, Cumberland, Evans III, Clark, Washington
at UCLA	Jenifer, Cumberland, Evans III, Clark, Washington
Arkansas-Pine Bluff	Jenifer, Cumberland, Evans III, Clark, Washington
Cleveland State	Jenifer, Cumberland, Evans III, Clark, Washington
Memphis	Jenifer, Cumberland, Evans III, Clark, Washington
at Temple	Jenifer, Cumberland, Evans III, Clark, Washington
SMU	Jenifer, Cumberland, Evans III, Clark, Washington
at USF	Jenifer, Cumberland, Evans III, Clark, Washington
at UCF	Jenifer, Cumberland, Evans III, Clark, Washington
ECU	Jenifer, Cumberland, Evans III, Clark, Washington
Temple	Jenifer, Cumberland, Evans III, Clark, Washington
at Memphis	Jenifer, Cumberland, Evans III, Clark, Washington
Houston	Jenifer, Cumberland, Evans III, Clark, Washington
at UConn	Jenifer, Cumberland, Evans III, Clark, Washington
UCF	Jenifer, Cumberland, Evans III, Clark, Washington
at SMU	Jenifer, Cumberland, Evans III, Clark, Washington
at Houston	Jenifer, Cumberland, Evans III, Clark, Washington
Wichita State	Jenifer, Cumberland, Evans III, Clark, Washington
UConn	Jenifer, Cumberland, Evans III, Clark, Washington
Tulsa	Jenifer, Cumberland, Evans III, Clark, Washington
at Tulane	Jenifer, Cumberland, Evans III, Clark, Washington
at Wichita State	Jenifer, Cumberland, Evans III, Clark, Washington
vs. SMU	Jenifer, Cumberland, Evans III, Clark, Washington
vs. Memphis	Jenifer, Cumberland, Evans III, Clark, Washington
vs. Houston	Jenifer, Cumberland, Evans III, Clark, Washington
vs. Georgia State	Jenifer, Cumberland, Evans III, Clark, Washington
vs. Nevada	Jenifer, Cumberland, Evans III, Clark, Washington

RECORD BY STARTING LINEUPS

UC STARTERS	RECORD
Broome, Cumberland, Evans III, Clark, Washington	3-0
Jenifer, Cumberland, Evans III, Clark, Brooks	2-0
Jenifer, Cumberland, Evans III, Clark, Washington	26-5

PLAYERS IN DOUBLE FIGURES

# OF PLAYERS	0	1	2	3	4	5	6	7
TIMES THIS SEASON	0	0	5	11	18	1	1	0

SPECIALTY STATISTICS

OPPONENT	RESULT	IN PAINT	OFF TO	2ND CHANCE	FAST BREAK	BENCH
Savannah State		24	17	2	18	25
at Cincinnati	W, 107-77	54	22	30	14	43
Western Carolina		20	13	3	6	33
at Cincinnati	W, 102-51	40	29	15	8	59
Coppin State		20	5	2	2	16
Cincinnati	W, 97-54	38	16	18	7	40
Buffalo		18	15	11	7	5
vs. Cincinnati	W, 73-67	26	11	18	6	11
Richmond		16	10	7	0	17
vs. Cincinnati	W, 75-48	18	26	13	6	38
Wyoming		16	4	7	0	10
vs. Cincinnati	W, 78-53	38	21	22	8	22
Alabama State		20	7	14	2	25
at Cincinnati	W, 83-51	40	30	14	13	40
at Xavier		34	10	19	9	26
Cincinnati	L, 76-89	34	16	5	17	20
Florida		24	27	8	11	6
vs. Cincinnati	L, 60-66	36	17	14	2	17
Mississippi State		24	16	6	12	0
at Cincinnati	W, 65-50	24	22	13	6	6
at UCLA		20	11	4	4	19
Cincinnati	W, 77-63	30	23	9	6	15
Arkansas-Pine Bluff		14	9	3	4	19
at Cincinnati	W, 77-49	36	34	14	16	47
Cleveland State		24	10	7	7	13
at Cincinnati	W, 81-62	48	28	14	17	23
Memphis		24	11	10	6	25
at Cincinnati	W, 82-48	36	17	17	9	29
at Temple		16	16	10	2	11
Cincinnati	W, 55-53	24	16	12	2	4
SMU		23	15	4	9	5
at Cincinnati	W, 76-56	24	26	14	8	10
at USF		14	8	10	2	34
Cincinnati	W, 78-55	22	11	13	10	14
at UCF		18	6	3	0	15
Cincinnati	W, 49-38	24	18	16	2	10
ECU		24	7	14	4	10
at Cincinnati	W, 86-60	50	19	21	10	24
Temple		20	12	8	6	16
at Cincinnati	W, 75-42	30	24	19	8	22
at Memphis		22	13	4	6	14
Cincinnati	W, 62-48	20	10	9	6	19
Houston		22	14	16	4	24
at Cincinnati	W, 80-70	30	8	17	9	11
at UConn		26	12	9	11	6
Cincinnati	W, 65-57	14	8	11	5	15
UCF		18	2	4	2	10
at Cincinnati	W, 77-40	26	22	15	8	29
at SMU		28	10	11	9	2
Cincinnati	W, 76-51	38	18	11	9	21
at Houston		26	10	17	4	16
at Cincinnati	L, 62-67	22	22	10	0	2
Wichita State		30	22	12	4	19
at Cincinnati	L, 72-76	28	20	8	8	19
UConn		16	3	7	2	5
at Cincinnati	W, 77-52	33	23	10	17	40
Tulsa		26	17	17	2	22
at Cincinnati	W, 82-74	30	11	13	7	19
at Tulane		18	15	8	2	14
Cincinnati	W, 78-49	36	23	24	0	35
at Wichita State		28	2	5	4	13
Cincinnati	W, 62-61	20	16	7	5	11
vs. SMU		22	6	7	4	9
Cincinnati	W, 61-51	38	21	17	2	26
vs. Memphis		20	6	7	7	19
Cincinnati	W, 70-60	30	9	12	8	11
vs. Houston		18	18	4	13	4
Cincinnati	W, 56-55	18	11	17	2	4
vs. Georgia State		18	7	7	2	10
Cincinnati	W, 68-53	26	8	24	7	2
vs. Nevada		34	10	9	7	14
Cincinnati	L, 73-75	34	3	20	4	12
TOTALS						
CINCINNATI		1115	659	536	272	770
AVERAGE		31.0	18.3	14.9	7.6	21.4
OPPONENTS		785	396	296	194	531
AVERAGE		21.8	11.0	8.2	5.4	14.8

OVERTIME RECORDS

UC'S OVERALL RECORD	56-55
1 OT Games	47-44
2 OT Games	8-8
3 OT Games	0-1
4 OT Games	0-2
7 OT Games	1-0

RECORDS IN OVERTIME GAMES

Home	27-17	.614
Schmidlapp Gym	3-4	.429
Schmidt Fieldhouse	0-1	.000
Music Hall	0-1	.000
Armory Fieldhouse	5-4	.556
Cincinnati Gardens	3-2	.600
U.S. Bank Arena	3-1	.750
Fifth Third Arena	14-4	.778
Away	17-30	.362
Neutral	11-8	.579

Current Streak: Won 2

Longest Winning Streak: 5 (Tay Baker - 1966-67)

Longest Losing Streak: 4 (Bob Ruess, 1943 - John Weithe, 1950)

- On Dec. 21, 1981 Cincinnati and Bradley played an NCAA-record 7-overtime game which UC won, 75-73.
- Cincinnati has been involved in two of the five NCAA tournament championship games to go into overtime. The Bearcats defeated Ohio State, 70-65, in 1961, but lost to Loyola (Ill.), 60-58, in 1963.
- In 1966-67, Cincinnati played six overtime games, winning five.

UC COACHES IN OVERTIME GAMES

COACH (YEARS)	NO.	RECORD	PCT.
Bob Huggins (1989-2005)	25	14-11	.560
Mick Cronin (2006-pres.)	25	13-12	.520
Tay Baker (1965-72)	9	7-2	.778
Ed Jucker (1960-65)	9	4-5	.444
Ed Badger (1978-83)	8	3-5	.375
Tony Yates (1983-89)	7	2-5	.286
John Wiethe (1946-52)	5	1-4	.200
George Smith (1952-60)	4	3-1	.750
Gale Catlett (1972-78)	4	2-2	.500
Frank Rice (1928-32)	4	1-3	.250
Boyd Chambers (1918-28)	3	3-0	1.000
Clark Ballard (1939-42)	2	2-0	1.000
Andy Kennedy (2005-06)	2	1-1	.250
Tay Brown (1933-37)	2	0-2	.000
John Halliday (1932-33)	1	0-1	.000
Bob Reuss (1942-44)	1	0-1	.000
Walter Van Winkle (1937-39)	0	—	—
Ray Farnham (1944-46)	0	—	—

OVERTIME GAMES IN MICK CRONIN ERA

1/20/07	W	UC 96, West Virginia 83	1	SC
2/28/07	W	UC 70, Seton Hall 67	1	SC
2/9/08	W	UC 72, Rutgers 68	1	SC
3/2/08	L	Providence 81, UC 79	1	A
12/20/08	W	UC 85, Eastern Kentucky 77	1	SC
2/7/09	W	UC 64, Georgetown 62	1	SC
3/7/09	L	Seton Hall 67, UC 63	1	SC
11/25/09	L	Gonzaga 61, UC 59	1	N
12/13/09	L	Xavier 83, UC 79	2	A
2/21/10	L	Marquette 79, UC 76	1	SC
2/19/11	W	UC 93, Providence 81	1	A
11/25/11	L	Marshall 73, UC 69	1	SC
1/21/12	L	West Virginia 77, UC 74	1	A
3/8/12	W	UC 72, Georgetown 70	2	N
1/19/13	W	UC 71, Marquette 69	1	SC
2/21/13	L	UConn 73, UC 66	1	A
3/9/13	W	UC 61, USF 53	1	SC
12/13/14	L	Nebraska 56, UC 55	2	A
12/17/14	W	UC 71, San Diego State 62	1	SC
3/19/15	W	UC 66, Purdue 65	1	N
1/16/16	L	Temple 67, UC 65	2	A
2/18/16	L	Tulsa 70, UC 68	1	A
3/11/16	L	UConn 104, UC 97	4	N
12/1/16	W	UC 55, Iowa State 54	1	A
12/22/16	W	UC 93, Marshall 91	1	SC


THE LAST TIME...

TEAM		
100 POINTS BY A TEAM		
By UC	102 vs. Western Carolina, 11/13/17	
By Opponent	104 by UConn (40T), 3/11/16	
90-99 POINTS BY A TEAM		
By UC	97 vs. Coppin State, 11/16/17	
By Opponent	91 by Marshall, 12/22/16	
30-PLUS POINT WIN		
By UC	37 (77-40) vs. UCF, 2/6/18	
By Opponent	38 (89-51) vs. Notre Dame, 3/10/11	
60 PERCENT SHOOTING BY A TEAM		
By UC	.628 vs. Kansas State, 3/17/17	
By Opponent	.674 vs. Pittsburgh, 2/14/09	
50 PERCENT SHOOTING BY A TEAM		
By UC	.554 vs. Tulsa, 2/25/18	
By Opponent	.529 by Wichita State, 2/18/18	
CINCINNATI PLAYED A RANKED OPPONENT		
UC Win	56-55 vs. No. 11 Houston, 3/11/18	
UC Loss	73-75 vs. No. 24 Nevada, 3/18/18	
SINGLE OVERTIME GAME		
UC Win	93-91 (OT) vs. Marshall, 12/22/16	
UC Loss	104-97 (4OT) vs. UConn, 3/11/16	
DOUBLE OVERTIME GAME		
UC Win	72-70 (2OT) vs. Georgetown, 3/8/12	
UC Loss	104-97 (4OT) vs. UConn, 3/11/16	
TRIPLE OVERTIME GAME		
UC Win	75-73 (7OT*) vs. Bradley, 12/21/81	
UC Loss	104-97 (4OT) vs. UConn, 3/11/16	
* - NCAA record.		
INDIVIDUAL		
40 POINTS BY A PLAYER		
By UC	41, Steve Logan vs. Southern Mississippi, 2/15/02	
By Opponent	40, Trevon Bluiett, Xavier, 1/26/17	
30 POINTS BY A PLAYER		
By UC	37, Troy Caupain vs. UConn, 3/11/16	
By Opponent	32, Daniel Hamilton, vs. UConn, 3/11/16	
20 REBOUNDS BY A PLAYER		
By UC	20, Cedric McGowan vs. DePaul, 1/4/06	
By Opponent	four times	
15 REBOUNDS BY A PLAYER		
By UC	15, Gary Clark, at UCF, 1/16/18	
By Opponent	15, Greg Monroe, vs. Georgetown, 3/6/10	
TWO PLAYERS WITH 20 OR MORE POINTS IN SAME GAME		
By UC	Gary Clark (25), Jacob Evans (20) vs. UConn, 3/11/17	
By Opponent	Daniel Hamilton (32), Jalen Adams (22) vs. UConn, 3/11/16	
THREE PLAYERS WITH 10 OR MORE REBOUNDS IN SAME GAME		
By UC	Gary Clark (10), Kyle Washington (10) & Troy Caupain (10) at Iowa State, 12/1/16	
TWO PLAYERS WITH 10 OR MORE REBOUNDS IN SAME GAME		
By UC	Gary Clark (10) and Kyle Washington (11) vs. Nevada, 3/18/18	
By Opponent	Ben Moore (11), Sterling Brown (11) vs. SMU, 1/12/17	

10 ASSISTS BY A PLAYER		
By UC	10, Troy Caupain, vs. USF, 2/4/16	
By Opponent	10, Chris Howard, at USF, 2/14/09	
FIVE STEALS BY A PLAYER		
By UC	5, Jacob Evans III vs. Temple, 1/24/18	
By Opponent	5, Galen Robinson, Jr., vs. Houston, 3/11/18	
FIVE BLOCKED SHOTS BY A PLAYER		
By UC	5, Gary Clark vs. Mississippi State, 12/12/17	
By Opponent	5, Amida Brimah, vs. UConn, 3/11/16	
DOUBLE-DOUBLE BY A UC PLAYER		
UC Win	Gary Clark (10 pts., 11 rebs) vs. Houston, 3/11/18	
UC Loss	Gary Clark (14 pts., 12 rebs.) at Butler, 12/10/16	
DOUBLE-DOUBLES BY TWO UC PLAYERS		
By UC	Kyle Washington (11 pts, 10rebs) and Gary Clark (10 pts, 11 rebs) at Iowa State, 12/1/16	
DOUBLE-DOUBLES BY THREE UC PLAYERS		
By UC	Troy Caupain (37 pts, 10 rebs), Octavius Ellis (13 pts, 10 rebs) & Gary Clark (12 pts, 12 rebs) vs. UConn, 3/11/16	
TRIPLE-DOUBLE BY A UC PLAYER		
By UC	Eric Hicks (22 pts., 12 rebs., 10 blks.) vs. Marquette, 1/7/06	
UC PLAYER LED TEAM IN POINTS, REBOUNDS & ASSISTS		
By UC	Sean Kilpatrick (26 pts., 12 rebs., 6 asst.) vs. SMU, 1/1/13	
A PLAYER WON A GAME IN THE FINAL SECONDS		
By UC	Jacob Evans III hits 19-foot jumper with 0.4 left at Temple as UC wins 55-53, 1/4/18	
By Opponent	Roosevelt Jones layup with :00.1 left Butler defeats UC 78-76, 12/2/15	
FOUR PLAYERS SCORED IN DOUBLE FIGURES		
By UC	Jacob Evans III (19), Jarron Cumberland (17), Gary Clark (11), Kyle Washington (10) at No. 11 Wichita State, 3/4/18	
FIVE PLAYERS SCORED IN DOUBLE FIGURES		
By UC	Jarron Cumberland (19), Justin Jenifer (16) Jacob Evans III (12), Kyle Washington (11), Cane Broome (11) vs. Coppin State, 11/16/17	
SIX PLAYERS SCORED IN DOUBLE FIGURES		
By UC	Jacob Evans (19), Cane Broome (17), Justin Jenifer (15) Gary Clark (13), Jarron Cumberland (10), Keith Williams (10) vs. Savannah State, 11/10/17	
SEVEN PLAYERS SCORED IN DOUBLE FIGURES		
By UC	Kevin Johnson (18), Jacob Evans (17), Justin Jenifer (13), Kyle Washington (12), Jarron Cumberland (11) Troy Caupain (10), Tre Scott (10) vs. Fairleigh Dickinson, 12/17/16	
EIGHT PLAYERS SCORED IN DOUBLE FIGURES		
By UC	Farad Cobb (15), Shaq Thomas (14), Kevin Johnson (14), Coreontae DeBerry (12), Justin Jenifer (11), Quadri Moore (10), Jacob Evans (10), Ocatvius Ellis (10) vs. Robert Morris, 11/15/15	

CRONIN ERA BESTS		
MOST POINTS SCORED		
119 (W, 119-68)	vs. Fairleigh Dickinson	12/17/16
107 (W, 107-77)	vs. Savannah State	11/10/17
106 (W, 106-44)	vs. Robert Morris	11/15/15
102 (W, 102-60)	vs. Miss. Valley St.	11/13/12
102 (W, 102-62)	vs. Chicago State	12/23/13
102 (W, 102-51)	vs. Western Carolina	11/13/17
MOST POINTS SCORED (HALF)		
65 (W, 119-68)	vs. Fairleigh Dickinson	(1st) 12/17/16
60 (W, 99-50)	vs. Arkansas-Pine Bluff	(2nd) 11/22/15
60 (W, 60-40)	vs. Savannah State	(1st) 11/10/17
59 (W, 96-58)	vs. Texas Southern	(2nd) 12/13/16
59 (W, 97-84)	vs. No. 20 Memphis	(2nd) 3/6/14
59 (W, 102-60)	vs. Miss. Valley St.	(2nd) 11/13/12
HIGHEST FG PERCENTAGE		
.647 (44-68)	vs. Fairleigh Dickinson	12/17/16
.647 (33-51)	vs. UCF	2/25/15
.632 (36-57)	vs. Campbell	11/20/13
.628 (27-43)	vs. St. John's	2/11/09
.628 (27-43)	vs. Kansas State	3/17/17
.610 (36-59)	vs. Western Carolina	11/13/15
HIGHEST 3-PT. PERCENTAGE		
.682 (15-22)	vs. Tulsa	2/25/18
.643 (9-14)	vs. Temple	1/17/14
.636 (7-11)	vs. Stony Brook	12/2/14
.600 (6-10)	vs. St. John's	2/11/09
.583 (7-12)	at No. 23/23 SMU	2/5/15
.583 (7-12)	at Georgetown	1/27/07
.583 (14-24)	vs. Central Michigan	11/25/06
MOST REBOUNDS		
69	vs. Chicago State	12/23/13
65	vs. Savannah State	11/10/17
56	at Temple (20T)	1/16/16
56	vs. North Carolina A&T	11/18/12
MOST ASSISTS		
32	vs. Robert Morris	11/15/15
29	vs. Fairleigh Dickinson	12/17/16
27	vs. USF	1/29/17
27	vs. Toledo	11/18/09
MOST BLOCKED SHOTS		
12	vs. Wagner	12/23/14
12	vs. Marquette	1/19/13
12	at DePaul	1/15/13
12	vs. North Carolina A&T	11/18/12
11	vs. Mississippi State	12/12/17
11	at Xavier	12/2/17
MOST STEALS		
23	vs. Ark.-Little Rock	12/6/12
19	vs. Ark.-Pine Bluff	11/22/15
18	vs. Robert Morris	11/15/15
MOST FORCED TURNOVERS		
32	vs. Ark.-Little Rock	12/6/12
32	vs. North Carolina State	12/23/06
30	vs. Ark.-Pine Bluff	11/22/15
29	vs. Robert Morris	11/15/15
29	vs. Ark.-Pine Bluff	12/21/11
FEWEST POINTS ALLOWED		
34	vs. Dayton	11/27/10
37	vs. Saint Francis (Pa.)	11/14/14
38	at UCF	1/16/18
39	vs. Howard	11/10/06
	at West Virginia	1/30/08
	vs. North Carolina A&T	11/18/12
FEWEST POINTS ALLOWED (HALF)		
13	vs. Marquette	1/19/13
13	vs UCF	(1st) 2/6/18
14	vs. Richmond	(1st) 11/21/17
14	vs. Alabama State	(1st) 11/13/11
LOWEST FG PERCENTAGE ALLOWED		
.152 (10-66)	vs. North Carolina A&T	11/18/12
.200 (12-60)	vs. Dayton	11/27/10
.200 (10-50)	at West Virginia	1/30/08
LOWEST 3-PT. FG PERCENTAGE ALLOWED		
.000 (0-14)	vs UCF	2/6/18
.000 (0-10)	at No. 24/22 Pittsburgh	12/31/12
.000 (0-4)	vs. Texas Southern	11/18/08
.045 (1-22)	at West Virginia	1/30/08
.063 (1-16)	vs. Providence	3/13/13
.091 (1-11)	vs. USF	2/2/14
BIGGEST WIN		
62 (106-44)	vs. Robert Morris	11/15/15
54 (93-39)	vs. North Carolina A&T	11/18/12
BIGGEST COMEBACK		
Down 18 (won 80-70)	vs. Houston	1/31/18
Down 17 (won 96-83 in OT)	vs. West Virginia	1/20/07
Down 16 (won 70-55)	vs. Samford	11/23/16
Down 15 (won 93-91 in OT)	vs. Marshall	12/22/16

CINCINNATI RADIO-TV CHART



1

JACOB EVANS III
G/F • 6-6 • 210 • JR-2L
BATON ROUGE, LA.




2

KEITH WILLIAMS
G • 6-5 • 210 • FR-HS
BROOKLYN, N.Y.



3

JUSTIN JENIFER
G • 5-10 • 175 • JR-2L
BALTIMORE, MD.




5

TREVOR MOORE
G • 6-5 • 200 • FR-HS
HOUSTON, TEXAS




11

GARY CLARK
F • 6-8 • 230 • SR-3L
CLAYTON, N.C.




13

TREVON SCOTT
F • 6-8 • 220 • R-SO-1L
DARIEN, GA.



14

JACKSON BART
F • 6-5 • 215 • R-SO-1L
OKLAHOMA CITY, OKLA.



15

CANE BROOME
G • 6-0 • 165 • JR-TR
EAST HARTFORD, CONN.



20

MAMOUDOU DIARRA
F • 6-9 • 215 • FR-HS
BAMAKO, MALI




22

ELIEL NSOSEME
F/C • 6-9 • 220 • FR-HS
KINSASHA, CONGO




24

KYLE WASHINGTON
F • 6-9 • 230 • SR-1L
CHAMPLIN, MINN.



31

SAM MARTIN
G • 5-10 • 160 • FR-HS
CINCINNATI, OHIO



32

JOHN KOZ
G • 6-1 • 190 • SO-1L
CLEVELAND, OHIO



33

NYSIER BROOKS
C • 6-11 • 250 • SO-1L
PHILADELPHIA, PA.



34

JARRON CUMBERLAND
G • 6-5 • 215 • SO-1L
WILMINGTON, OHIO



MICK CRONIN
HEAD COACH



LARRY DAVIS
ASSOCIATE HEAD COACH



DARREN SAVINO
ASSISTANT COACH



ANTWON JACKSON
ASSISTANT COACH

CINCINNATI PLAYER SEASON & CAREER HIGHS

#1 - JACOB EVANS III

2017-18 SEASON		CAREER
24 vs. Mississippi State, 12/12/17	Pts	26 vs. Saint Joseph's, 3/18/16
19 vs. Nevada, 3/18/18	FG Atts	20 vs. Saint Joseph's, 3/18/16
9 at Xavier, 12/2/17	FG Made	10 vs. Saint Joseph's, 3/18/16
11 vs. Savannah State, 11/10/17	3PT-FG Atts	11, 2x (last vs. Savannah State, 11/10/17)
4, 4x (last vs. Tulsa, 2/25/18)	3PT-FG Made	5, 2x (last at SMU, 2/12/17)
12 at Houston, 2/15/18	FT Atts	12 at Houston, 2/15/18
9, 2x (last at Houston, 2/15/18)	FT Made	9, 2x (last at Houston, 2/15/18)
8, 2x (last vs. Georgia State, 3/16/18)	Rebs	9 vs. Saint Joseph's, 3/18/16
7 vs. Tulsa, 2/25/18	Assts	7 vs. Tulsa, 2/25/18
5 vs. Temple, 1/24/18	Stls	5 vs. Temple, 1/24/18
4 vs. Alabama State, 11/27/17	Blks	4 vs. Alabama State, 11/27/17
40, 4x (last vs. Houston, 3/11/18)	Mins	45 vs. Marshall, 12/22/16

#2 - KEITH WILLIAMS

2017-18 SEASON		CAREER
10, 2x (last vs. Western Carolina, 11/13/17)	Pts	10, 2x (last vs. Western Carolina, 11/13/17)
12 vs. Savannah State, 11/10/17	FG Atts	12 vs. Savannah State, 11/10/17
5, 2x (last vs. Western Carolina, 11/13/17)	FG Made	5, 2x (last vs. Western Carolina, 11/13/17)
4 vs. Savannah State, 11/10/17	3PT-FG Atts	4 vs. Savannah State, 11/10/17
1, 4x (last at Wichita State, 3/4/18)	3PT-FG Made	1, 4x (last at Wichita State, 3/4/18)
4, 2x (last at Tulane, 3/1/18)	FT Atts	4, 2x (last at Tulane, 3/1/18)
4 vs. Temple, 1/24/18	FT Made	4 vs. Temple, 1/24/18
5, 2x (last at Tulane, 3/1/18)	Rebs	5, 2x (last at Tulane, 3/1/18)
2, 2x (last vs. Alabama State, 11/27/17)	Assts	2, 2x (last vs. Alabama State, 11/27/17)
2 vs. Temple, 1/24/18	Stls	2 vs. Temple, 1/24/18
2 at Tulane, 3/1/18	Blks	2 at Tulane, 3/1/18
27 at Tulane, 3/1/18	Mins	27 at Tulane, 3/1/18

#3 - JUSTIN JENIFER

2017-18 SEASON		CAREER
16 vs. Coppin State, 11/16/17	Pts	16 vs. Coppin State, 11/16/17
12 vs. Savannah State, 11/10/17	FG Atts	12 vs. Savannah State, 11/10/17
6 vs. Savannah State, 11/10/17	FG Made	6, 2x (last vs. Savannah State, 11/10/17)
9 vs UCF, 2/6/18	3PT-FG Atts	9 vs UCF, 2/6/18
4 vs. Coppin State, 11/16/17	3PT-FG Made	4, 2x (last vs. Coppin State, 11/16/17)
6, 3x (last vs. SMU, 1/7/18)	FT Atts	6, 7x (last vs. SMU, 1/7/18)
5 at UCLA, 12/16/17	FT Made	6 vs. Robert Morris, 11/15/15
4, 2x (last at SMU, 2/11/18)	Rebs	5, 2x (last vs. USF, 1/29/17)
7 vs. Cleveland State, 12/21/17	Assts	9, 3x (last vs. USF, 1/29/17)
2, 3x (last at Tulane, 3/1/18)	Stls	3, 2x (last vs. USF, 2/4/16)
0	Blks	0
35 at Temple, 1/4/17	Mins	35 at Temple, 1/4/17

#5 - TREVOR MOORE

2017-18 SEASON		CAREER
14 vs. UCF, 2/6/18	Pts	14 vs. UCF, 2/6/18
8 vs. UConn, 2/22/18	FG Atts	8 vs. UConn, 2/22/18
4, 3x (last vs. vs. UConn, 2/22/18)	FG Made	4, 3x (last vs. vs. UConn, 2/22/18)
8 vs. UConn, 2/22/18	3PT-FG Atts	8 vs. UConn, 2/22/18
4 vs. UConn, 2/22/18	3PT-FG Made	4 vs. UConn, 2/22/18
5, vs UCF, 2/6/18	FT Atts	5, vs UCF, 2/6/18
4 vs UCF, 2/6/18	FT Made	4 vs UCF, 2/6/18
8 vs. Richmond, 11/21/17	Rebs	8 vs. Richmond, 11/21/17
3 vs. Richmond, 11/21/17	Assts	3 vs. Richmond, 11/21/17
2, 4x (last at Temple, 1/4/18)	Stls	2, 4x (last at Temple, 1/4/18)
1, 2x (last at Tulane, 3/1/18)	Blks	1, 2x (last at Tulane, 3/1/18)
26 at Memphis, 1/27/18	Mins	26 at Memphis, 1/27/18

#11 - GARY CLARK

2017-18 SEASON		CAREER
24 vs. Buffalo, 11/20/17	Pts	26 vs. Marshall, 12/22/16
15, 2x (last at UCF, 1/16/18)	FG Atts	15, 3x (last at UCF, 1/16/18)
9 vs. Cleveland State, 12/21/17	FG Made	12 vs. Marshall, 12/22/16
5, 2x (last vs. Houston, 3/11/18)	3PT-FG Atts	5, 2x (last vs. Houston, 3/11/18)
3 vs. UConn, 2/22/18	3PT-FG Made	3 vs. UConn, 2/22/18
13 vs. Buffalo, 11/20/17	FT Atts	16 vs. UConn, 3/11/17
11 vs. Buffalo, 11/20/17	FT Made	15 vs. UConn, 3/11/17
15 at UCF, 1/16/18	Rebs	16 vs. East Carolina, 1/6/15
7 vs. Richmond, 11/21/17	Assts	8 vs. Temple, 1/18/17
3, 5x (last vs. Memphis, 3/10/18)	Stls	5 at SMU, 1/7/16
5 vs. Mississippi State, 12/12/17	Blks	5 vs. Mississippi State, 12/12/17
39, 2x (last vs. Georgia State, 3/16/18)	Mins	48 vs. UConn, 3/11/16

#13 - TREVON SCOTT

2017-18 SEASON		CAREER
10 at Tulane, 3/1/18	Pts	11 vs. Texas Southern, 12/13/16
7 at Tulane, 3/1/18	FG Atts	10 vs. Texas Southern, 12/13/16
4 vs. UConn, 2/22/18	FG Made	5, 3x (last vs. Fairleigh Dickinson, 12/17/16)
1 at SMU, 2/11/18	3PT-FG Atts	1, 4x (last at SMU, 2/11/18)
0	3PT-FG Made	1 vs. USF, 1/29/17
6 vs. UA-Pine Bluff, 12/19/17	FT Atts	6 vs. UA-Pine Bluff, 12/19/17
4, 2x (last at Tulane, 3/1/18)	FT Made	4, 2x (last at Tulane, 3/1/18)
9 vs. UConn, 2/22/18	Rebs	10 vs. Tulane, 1/1/17
6 vs. Western Carolina, 11/13/17	Assts	6 vs. Western Carolina, 11/13/17
2, 2x (last vs. UA-Pine Bluff, 12/19/17)	Stls	5 vs. USF, 1/29/17
1, 7x (last vs. Houston, 3/11/18)	Blks	5 vs. Lipscomb, 11/26/16
21 vs. Tulsa, 2/25/18	Mins	29 vs. Lipscomb, 11/26/16

#15 - CANE BROOME

2017-18 SEASON		CAREER
17, 2x (last vs. UA-Pine Bluff, 12/19/17)	Pts	39 at Fairleigh Dickinson, 2/20/16•
12 at Xavier, 12/2/17	FG Atts	25, 2x (last vs. LIU Brooklyn, 3/2/16)•
7 vs. Wichita State, 2/18/18	FG Made	15 vs. LIU Brooklyn, 3/2/16•
9 vs. Savannah State, 11/10/17	3PT-FG Atts	13 at LIU Brooklyn, 1/27/16•
5 vs. Savannah State, 11/10/17	3PT-FG Made	6 at LIU Brooklyn, 1/27/16•
6 at Xavier, 12/2/17	FT Atts	22 at Fairleigh Dickinson, 2/20/16•
4, 3x (last vs. SMU, 3/9/18)	FT Made	15 at Fairleigh Dickinson, 2/20/16•
4 vs. Savannah State, 11/10/17	Rebs	10, 2x (last at Bryant, 2/18/16)•
6, 3x (last at Memphis, 1/27/18)	Assts	6, 5x (last at Memphis, 1/27/18)
3, 2x (last vs. UCF, 2/6/18)	Stls	4, 4x (last vs. Wagner, 1/9/16)•
1, 2x (last vs. Tulsa, 2/25/18)	Blks	2 at Brown, 12/28/14•
28, 4x (last at Wichita State, 3/4/18)	Mins	44 at Bryant, 3/4/15•

#20 - MAMOUDOU DIARRA

2017-18 SEASON		CAREER
9 vs. Western Carolina, 11/13/17	Pts	9 vs. Western Carolina, 11/13/17
6 vs. Western Carolina, 11/13/17	FG Atts	6 vs. Western Carolina, 11/13/17
3 vs. Western Carolina, 11/13/17	FG Made	3 vs. Western Carolina, 11/13/17
2 vs. Coppin State, 11/16/17	3PT-FG Atts	2 vs. Coppin State, 11/16/17
1 vs. Coppin State, 11/16/17	3PT-FG Made	1 vs. Coppin State, 11/16/17
4 vs. Western Carolina, 11/13/17	FT Atts	4 vs. Western Carolina, 11/13/17
3 vs. Western Carolina, 11/13/17	FT Made	3 vs. Western Carolina, 11/13/17
6 vs. Western Carolina, 11/13/17	Rebs	6 vs. Western Carolina, 11/13/17
1, 2x (last vs. UA-Pine Bluff, 12/19/17)	Assts	1, 2x (last vs. UA-Pine Bluff, 12/19/17)
1 vs. Alabama State, 11/27/17	Stls	1 vs. Alabama State, 11/27/17
2 vs. Alabama State, 11/27/17	Blks	2 vs. Alabama State, 11/27/17
12, 2x (last vs. UA-Pine Bluff, 12/19/17)	Mins	12, 2x (last vs. UA-Pine Bluff, 12/19/17)

#22 - ELIEL NSOSEME

2017-18 SEASON		CAREER
5 vs. Memphis, 12/31/17	Pts	5 vs. Memphis, 12/31/17
5 vs. Memphis, 12/31/17	FG Atts	5 vs. Memphis, 12/31/17
2, 3x (last at SMU, 2/11/18)	FG Made	2, 3x (last at SMU, 2/11/18)
0	3PT-FG Atts	0
0	3PT-FG Made	0
5 vs. Savannah State, 11/10/17	FT Atts	5 vs. Savannah State, 11/10/17
1, 4x (last vs. UCF, 2/6/18)	FT Made	1, 4x (last vs. UCF, 2/6/18)
8 vs. Savannah State, 11/10/17	Rebs	8 vs. Savannah State, 11/10/17
2 vs. Coppin State, 11/16/17	Assts	2 vs. Coppin State, 11/16/17
1, 3x vs UConn, 2/22/18	Stls	1, 3x vs UConn, 2/22/18
4 at Xavier, 12/2/17	Blks	4 at Xavier, 12/2/17
13, 3x (last vs. Wichita State, 2/18/18)	Mins	13, 3x (last vs. Wichita State, 2/18/18)

#24 - KYLE WASHINGTON


2017-18 SEASON		CAREER (• SET AT NC STATE)
19, 2x (last vs. Houston, 1/31/18)	Pts	27 vs. UConn, 2/4/17
17 vs. Georgia State, 3/16/18	FG Atts	18 vs. UConn, 2/4/17
8, 4x (last at SMU, 2/11/18)	FG Made	11, 2x (last vs. UConn, 2/4/17)
6 at Wichita State, 3/4/18	3PT-FG Atts	6 at Wichita State, 3/4/18
3 vs. Houston, 1/31/18	3PT-FG Made	3, 2x (last vs. Houston, 1/31/18)
8 at USF, 1/13/18	FT Atts	14 vs. Xavier, 1/26/17
8 at USF, 1/13/18	FT Made	8 at USF, 1/13/18
11, 3x (last vs. Nevada, 3/18/18)	Rebs	17 vs. Penn State, 11/20/16
2 vs. Nevada, 3/18/18	Assts	5, 2x (last at SMU, 2/12/17)
4 at UCLA, 12/16/17	Stls	4, 2x (last at UCLA, 12/16/17)
3, 5x (last vs. UConn, 2/22/18)	Blks	4, 6x (last vs. Xavier, 1/26/17)
35 at Memphis, 1/27/18	Mins	38 at SMU, 2/12/17

#33 - NYSIER BROOKS

2017-18 SEASON		CAREER
9 vs. Alabama State, 11/27/17	Pts	10 vs. Samford, 11/23/16
7, 2x (last at SMU, 2/11/18)	FG Atts	7, 2x (last at SMU, 2/11/18)
4, 2x (last vs. ECU, 1/20/18)	FG Made	4, 3x (last vs. ECU, 1/20/18)
0	3PT-FG Atts	0
0	3PT-FG Made	0
6 vs. Alabama State, 11/27/17	FT Atts	6 vs. Alabama State, 11/27/17
3, 3x (last vs. UCF, 2/6/18)	FT Made	3, 3x (last vs. UCF, 2/6/18)
8 vs. Western Carolina, 11/13/17	Rebs	8 vs. Western Carolina, 11/13/17
2 vs. Western Carolina, 11/13/17	Assts	2 vs. Western Carolina, 11/13/17
2 vs. Wyoming, 11/22/17	Stls	2 vs. Wyoming, 11/22/17
2, 3x (last at Wichita State, 3/4/18)	Blks	5 at East Carolina, 1/15/17
19 at SMU, 2/11/18	Mins	19 at SMU, 2/11/18

#34 - JARRON CUMBERLAND

2017-18 SEASON		CAREER
27 vs. Georgia State, 3/16/18	Pts	27 vs. Georgia State, 3/16/18
17, 3x (last vs. Nevada, 3/18/18)	FG Atts	17, 3x (last vs. Nevada, 3/18/18)
8 vs. Georgia State, 3/16/18	FG Made	8, 2x (last vs. Georgia State, 3/16/18)
11 vs. Georgia State, 3/16/18	3PT-FG Atts	11 vs. Georgia State, 3/16/18
4, 6x (last vs. Georgia State, 3/16/18)	3PT-FG Made	6 vs. USF, 1/29/17
10 vs. Houston, 1/31/18	FT Atts	10, 2x (last vs. Houston, 1/31/18)
7, 2x (last vs. Georgia State, 3/16/18)	FT Made	8 vs. Lipscomb, 11/26/16
11 vs. Georgia State, 3/16/18	Rebs	11 vs. Georgia State, 3/16/18
8, 2x (last vs. SMU, 3/9/18)	Assts	8, 2x (last vs. SMU, 3/9/18)
3, 2x (last vs. ECU, 1/20/18)	Stls	5 vs. SMU, 3/12/17
2 vs. Florida, 12/9/17	Blks	3 vs. ECU, 1/20/18
40 vs. Georgia State, 3/16/18	Mins	40 vs. Georgia State, 3/16/18



#1 JACOB EVANS III

GUARD/FORWARD • 6-6 • 210 • JUNIOR • 2L • BATON ROUGE, LA. (ST. MICHAEL THE ARCHANGEL)

CONFERENCE AWARDS

- » First Team (2017-18)
- » Player of the Week (2x: 1/8/18 & 12/18/17)
- » All-Tournament (2017)
- » Weekly Honor Roll (3x: 3/5/18, 2/5/18, 11/14/16)
- » Rookie of the Week (2x: 2/29/16 & 12/28/15)

OTHER HONORS

- » Julius Erving Small Forward of the Year Semifinalist (2017-18)
- » Cayman Islands Classic All-Tourney Team (2017)
- » John Wooden Award Watch List (2017-18)
- » Jerry West Shooting Guard of the Year Award Finalist (2016-17)

MOMENTS

- » Hit a game-winning 19-foot jumper with 0.4 seconds left at Temple (1/4).
- » Scored 25 points and hit a three-pointer with 11 seconds left in regulation in UC's 93-91 overtime win against Marshall (12/22/16)
- » Hit back-to-back free throws with 20 seconds left to give UC a 55-54 overtime win at No. 19 Iowa State (12/1/16)
- » Poured in 25 points on 8-of-12 shooting against No. 21 Rhode Island (11/19/16)
- » Scored the most points by a UC freshman in an NCAA Tournament game, posting a career-high 26 points with five threes and nine rebounds against Saint Joseph's in the first round of the NCAA Tournament (3/18/16)

Career Accomplishments: Helped guide the Bearcats to an 83-22 record during his three seasons at Cincinnati, with three appearances in the NCAA Tournament and the 2017-18 American Athletic Conference regular-season and tournament championships ... ranked 31st on Cincinnati's all-time scoring list with 1,233 career points ... his .377 career three-point shooting percentage ranks fifth in school history.

2017-18 Season (Junior): Started all 36 games, averaging 13.0 points, 4.7 rebounds, 3.1 assists, 1.3 steals and 1.0 blocks in 30.8 minutes ... named an American Athletic Conference First Team selection ... tabbed a Julius Erving Small Forward of the Year Semifinalist and a preseason selection to the John Wooden Award Watch List ... earned NABC All-District 25 First Team honors ... chosen as The American's Player of the Week twice (12/18 and 1/8) and to The American's Weekly Honor Roll twice (2/5 and 3/5) ... ranked among the league leaders in eight categories: assist-to-turnover ratio (ninth at 1.8), three-point field goal percentage (10th at .370), steals (10th at 1.3), blocks (10th at 1.0), free throw percentage (11th at .754), assists (13th at 3.1), scoring (16th at 13.0) and minutes played (21st at 30.8) ... earned selection to the 2017 Cayman Islands Classic All-Tournament team, averaging 10.3 points and 4.0 assists ... registered a pair of 20-point games, scoring a season-high 24 points on 8-of-15 shooting with four threes against Mississippi State (12/12) after netting a team-high 23 points on 9-of-15 shooting with a trio of threes at Xavier (12/2) ... hit a 19-foot jumper with 0.4 seconds left to give Cincinnati a 55-53 win at Temple (1/4) ... became the 52nd member of Cincinnati's 1,000-point club when he scored 16 points at USF (1/13) ... ended the season ranked 31st in school history with 1,233 career points ... scored in double figures in 28 games.

2016-17 Season (Sophomore): Started all 36 games, averaging 13.5 points, 4.2 rebounds, 2.7 assists and 1.3 steals in 31.6 minutes ... chosen as a finalist for the Jerry West Shooting Guard of the Year award ... named NABC District 25 Second Team ... selected to the American Championship All-Tournament team, averaging a team-best 17.0 points in three games while shooting 57.1 percent (16 of 28) from the field and 80.0 percent (8 of 10 from three-point range) ... named to The American's Weekly Honor Roll (11/16) ... ranked among the league leaders in three-point field goal percentage (fifth at .418), steals (ninth at 1.3), field goal percentage (11th at .473), points (12th at 13.5), three-pointers made (12th at 1.9), free throw percentage (14th at .732) and minutes played (26th at 31.6) ... scored in double figures in 31 of 36 games, the most by a UC player in a season since Sean Kilpatrick (33 out of 34 games in 2013-14) ... netted 20 or more points six times, including a season-high 25 points against Rhode Island (11/19) and Marshall (12/22) ... led the team with 69 three-pointers, including a season-high five triples at SMU (2/12) ... handed out three or more assists in 20 games ... averaged 17.8 points, shooting 59.0 percent (36 of 61) from the floor and 46.4 percent (13 of 28) from three-point range during November ... hit back-to-back free throws with 20 seconds left to give UC a 55-54 overtime win at No. 19 Iowa State (12/1) ... hit a three-pointer with 11 seconds left in regulation, scoring 25 points while playing the entire game in UC's 93-91 overtime win against Marshall (12/22).

2015-16 Season (Freshman): Played in all 33 games with eight starts, averaging 8.4 points, 4.1 rebounds and 1.6 assists in 24.4 minutes... shot 80.4 percent (45 of 56) from the free throw line ... finished third on the team with 45 three-pointers ... finished second on the team during the postseason, averaging 15.0 points while shooting 42.3 percent (11 of 26) from the field in two games ... ranked second on the team in points (11.5 per game) over the final two months of the season, reaching double figures in scoring in five of the last eight games while tallying 24 three-pointers ... scored a career-high 26 points on 10-of-20 shooting with five threes and a game-high nine rebounds against Saint Joseph's (3/18) in the first round of the NCAA Tournament - effort marked the most points scored by a freshman in an NCAA Tournament game in school history ... named The American's Rookie of the Week after scoring 18 points on 7-of-12 shooting with four threes and seven rebounds in 40 minutes at East Carolina (2/27) ... made 25 consecutive free throws during the season, longest streak by any active Bearcat ... tallied 16 points with four three-pointers to go with six rebounds and four assists against Butler (12/2) ... scored in 32 of 33 games.

Prior to Cincinnati: Named to the 2014-15 Louisiana Sports Writers Association's Class 4A All-State First Team ... tabbed the 2014-15 All-Baton Rouge Area Large Schools' Player of the Year by the New Orleans Times-Picayune ... selected a Gatorade Player of the Year nominee, McDonald's All-American nominee and Louisiana Mr. Basketball nominee ... named a two-time most valuable player at the Grady Hornsby Classic ... tabbed most valuable player for Class 4A-District 6 as a senior ... chosen first team all-district as a sophomore,

SEASON & CAREER STATISTICS

2017-18 SEASON

	Pts	CAREER
24 vs. Mississippi State, 12/12/17		26 vs. Saint Joseph's, 3/18/16
19 vs. Nevada, 3/18/18	FG Atts	20 vs. Saint Joseph's, 3/18/16
9 at Xavier, 12/2/17	FG Made	10 vs. Saint Joseph's, 3/18/16
11 vs. Savannah State, 11/10/17	3PT-FG Atts	11, 2x (last vs. Savannah State, 11/10/17)
4, 4x (last vs. Tulsa, 2/25/18)	3PT-FG Made	5, 2x (last at SMU, 2/12/17)
12 at Houston, 2/15/18	FT Atts	12 at Houston, 2/15/18
9, 2x (last at Houston, 2/15/18)	FT Made	9, 2x (last at Houston, 2/15/18)
8, 2x (last vs. Georgia State, 3/16/18)	Rebs	9 vs. Saint Joseph's, 3/18/16
7 vs. Tulsa, 2/25/18	Assts	7 vs. Tulsa, 2/25/18
5 vs. Temple, 1/24/18	Stls	5 vs. Temple, 1/24/18
4 vs. Alabama State, 11/27/17	Blks	4 vs. Alabama State, 11/27/17
40, 4x (last vs. Houston, 3/11/18)	Mins	45 vs. Marshall, 12/22/16

MISCELLANEOUS STATISTICS


CATEGORY	2015-16	2016-17	2017-18	CAREER
Double-Figure Scoring Games	12	31	28	71
Double-Figure Rebounding Games	0	0	0	0
Double-Double Games	0	0	0	0
20-Point Scoring Games	1	6	2	9
Games Led UC in Scoring	5	8	9	22
Games Led UC in Rebounding	2	0	2	4
Games Led UC in Assists	2	4	15	21
Games With 3+ Assists	7	19	23	49
Games With 3+ Blocks	2	1	3	6
Games With 3+ Steals	1	3	3	7
Games With 3+ Three-Pointers	6	10	9	25

junior and senior ... tallied more than 2,000 points and 1,000 rebound during high school career ... helped lead St. Michael's the Archangel to a 29-4 overall record and its first appearance in the Louisiana Class 4A state championship semifinals as a senior, averaging 24.9 points, 9.0 rebounds and 4.8 assists ... helped the Warriors to a 27-7 record while averaging 17.5 points, 7.2 rebounds, 4.1 assists and 3.5 steals as a junior ... tabbed a consensus four-star prospect, he performed well in 2014 summer AAU events - the Pangos All-American Camp and the Fab 48 Tournament in Las Vegas - to earn the distinction of being one of the nation's fastest rising prospects ... listed as a Top 100 prospect according to ESPN, Rivals.com and Scout.com and ranked second in the Times-Picayune Terrific 20 Class of 2015 ... coached in high school by Drew Hart.

Personal: Born June 18, 1997 in Jacksonville, North Carolina ... son of Theresa Chatman-Evans and Jerry Evans ... has two brothers, Demarquis and Devin Chatman ... right-handed.

CAREER STATISTICS

			Total		3-Point		F-Throws		Rebounds										Scoring	
Season	gp-gs	min/avg	fg-fga	pct	fg-fga	pct	ft-fta	pct	off	def	tot	avg	pf	fo	ast	to	blk	stl	pts	avg
2015-16	33-8	806/24.4	94-253	.372	45-135	.333	45-56	.804	36	99	135	4.1	61	2	54	25	27	27	278	8.4
2016-17	36-36	1138/31.6	168-355	.473	69-165	.418	82-112	.732	53	97	150	4.2	76	0	96	44	30	46	487	13.5
2017-18	36-36	1107/30.8	161-377	.427	60-162	.370	86-114	.754	50	120	170	4.7	72	1	113	63	35	47	468	13.0
TOTAL	105-80	3051/29.1	423-985	.429	174-462	.377	213-282	.755	139	316	455	4.3	209	3	263	132	92	120	1233	11.7



#1 JACOB EVANS III

GUARD/FORWARD • 6-6 • 210 • JUNIOR • 2L • BATON ROUGE, LA. (ST. MICHAEL THE ARCHANGEL)

GAME-BY-GAME STATISTICS

2017-18 (JUNIOR SEASON)

Opponent	Date	gs	min	Total		3-Pointers		Free throws		Rebounds				pf	a	t/o	blk	stl	pts	avg	
				fg-fga	pct	3fg-fga	pct	ft-fa	pct	off	def	tot	avg								
SAVANNAH STATE	11/10/17	*	29	7-15	.467	4-11	.364	1-3	.333	3	4	7	7.0	2	5	5	2	2	19	19.0	
WESTERN CAROLINA	11/13/17	*	23	2-3	.667	1-1	1.000	4-6	.667	2	4	6	6.5	2	6	2	1	0	9	14.0	
COPPIN STATE	11/16/17	*	17	2-4	.500	1-2	.500	6-6	1.000	1	1	2	5.0	1	4	0	1	0	11	13.0	
vs Buffalo	11/20/17	*	29	3-7	.429	1-3	.333	2-4	.500	0	4	4	4.8	4	3	1	1	1	9	12.0	
vs Richmond	11/21/17	*	22	5-8	.625	2-5	.400	0-0	.000	0	1	1	4.0	2	4	1	2	0	12	12.0	
vs Wyoming	11/22/17	*	34	4-11	.364	2-3	.667	0-0	.000	0	2	2	3.7	4	5	3	0	1	10	11.7	
ALABAMA STATE	11/27/17	*	19	5-8	.625	2-4	.500	0-0	.000	0	2	2	3.4	1	3	2	4	2	12	11.7	
at Xavier	12/02/17	*	40	9-15	.600	3-9	.333	2-2	1.000	0	2	2	3.3	2	2	1	1	2	23	13.1	
vs Florida	12/09/17	*	37	4-13	.308	0-4	.000	5-7	.714	1	5	6	3.6	4	0	5	1	2	13	13.1	
MISSISSIPPI ST.	12/12/17	*	35	7-13	.538	4-7	.571	6-6	1.000	2	6	8	4.0	2	2	2	3	0	24	14.2	
at UCLA	12/16/17	*	38	5-11	.455	4-6	.667	2-2	1.000	2	3	5	4.1	3	2	3	0	1	16	14.4	
UA-PINE BLUFF	12/19/17	*	24	5-9	.556	0-1	.000	2-3	.667	1	6	7	4.3	0	1	0	1	3	12	14.2	
CLEVELAND STATE	12/21/17	*	33	3-8	.375	1-4	.250	0-0	.000	2	2	4	4.3	4	4	4	1	1	7	13.6	
MEMPHIS	12/31/17	*	31	5-10	.500	2-4	.500	0-0	.000	2	3	5	4.4	1	6	2	0	1	12	13.5	
at Temple	01/04/18	*	39	6-14	.429	0-3	.000	2-3	.667	3	3	6	4.5	0	4	2	1	3	14	13.5	
SMU	01/07/18	*	36	7-14	.500	3-7	.429	1-3	.333	2	2	4	4.4	2	4	0	0	1	18	13.8	
at USF	1/13/18	*	37	5-9	.556	2-3	.667	4-4	1.000	0	2	2	4.3	2	4	0	0	2	16	13.9	
at UCF	1/16/18	*	38	3-14	.214	1-6	.167	3-4	.750	0	2	2	4.2	1	4	2	3	1	10	13.7	
ECU	01/20/18	*	30	7-12	.583	3-6	.500	0-0	.000	1	1	2	4.1	2	1	3	2	2	17	13.9	
TEMPLE	01/24/18	*	28	4-8	.500	2-3	.667	0-0	.000	3	3	6	4.2	1	5	2	0	5	10	13.7	
at Memphis	1/27/18	*	20	6-9	.667	2-3	.667	0-0	.000	0	2	2	4.0	5	0	4	0	1	14	13.7	
HOUSTON	01/31/18	*	40	6-16	.375	2-5	.400	4-4	1.000	3	4	7	4.2	2	5	2	0	2	18	13.9	
at UCONN	2/3/18	*	39	4-12	.333	2-5	.400	9-10	.900	2	3	5	4.2	1	3	0	1	0	19	14.1	
UCF	02/06/18	*	24	1-5	.200	0-2	.000	1-1	1.000	1	5	6	4.3	2	4	0	1	1	3	13.7	
at SMU	02/11/18	*	28	2-8	.250	1-5	.200	4-4	1.000	1	4	5	4.3	1	4	0	0	0	9	13.5	
at Houston	2/15/18	*	40	3-9	.333	1-4	.250	9-12	.750	3	2	5	4.2	2	2	3	1	2	16	13.6	
WICHITA STATE	02/18/18	*	35	4-10	.400	1-4	.250	7-10	.700	4	3	7	4.4	4	3	4	1	2	16	13.7	
UCONN	02/22/18	*	29	1-3	.333	0-2	.000	2-2	1.000	0	6	6	4.5	3	5	1	2	1	4	13.3	
TULSA	02/25/18	*	35	5-11	.455	4-5	.800	1-2	.500	3	3	6	4.6	2	7	0	0	0	15	13.4	
at Tulane	03/01/18	*	11	4-10	.400	3-5	.600	0-0	.000	0	1	1	4.4	0	0	1	1	0	11	11.3	
at Wichita State	03/04/18	*	31	7-16	.438	3-9	.333	2-4	.500	0	7	7	4.5	0	1	1	1	2	19	13.5	
vs SMU	03/09/18	*	24	1-4	.250	0-3	.000	0-0	.000	0	2	2	4.4	2	3	1	0	1	2	13.1	
vs Memphis	3-10-18	*	31	3-13	.231	1-8	.125	0-0	.000	1	6	7	4.5	2	1	1	2	2	7	12.9	
vs Houston	3-11-18	*	40	5-17	.294	0-3	.000	2-6	.333	3	3	6	4.6	1	3	2	1	2	12	12.9	
vs Georgia State	03/16/18	*	27	4-9	.444	2-5	.400	0-0	.000	2	6	8	4.7	3	1	1	0	1	10	12.8	
vs Nevada	03/18/18	*	34	7-19	.368	0-2	.000	5-6	.833	2	5	7	4.7	3	2	2	0	0	19	13.0	
Totals			36	1107	161-377	.427	60-162	.370	86-114	.754	50	120	170	4.7	72	113	63	35	47	468	13.0

2016-17 (SOPHOMORE SEASON)

Opponent	Date	gs	min	Total		3-Pointers		Free throws		Rebounds				pf	a	t/o	blk	stl	pts	avg
				fg-fga	pct	3fg-fga	pct	ft-fa	pct	off	def	tot	avg							
BROWN	11/11/16	*	32	9-12	.750	4-6	.667	1-2	.500	1	2	3	3.0	2	3	1	1	23	23.0	
ALBANY	11/14/16	*	30	5-11	.455	2-7	.286	7-8	.875	1	2	3	3.0	4	3	1	1	3	19	21.0
vs Rhode Island	11/19/16	*	37	8-12	.667	2-5	.400	7-9	.778	4	2	6	4.0	3	0	4	0	0	25	22.3
vs Penn State	11/20/16	*	29	5-7	.714	2-4	.500	2-2	1.000	2	3	5	4.3	2	0	3	0	2	14	20.3
SAMFORD	11/23/16	*	33	4-11	.364	1-3	.333	3-3	1.000	2	5	7	4.8	3	3	2	1	2	12	18.6
LIPSCOMB	11/26/16	*	28	5-8	.625	2-3	.667	2-3	.667	1	3	4	4.7	2	4	0	0	2	14	17.8
at Iowa State	12-01-16	*	42	4-12	.333	1-5	.200	2-2	1.000	1	2	3	4.4	1	2	3	0	1	11	16.9
BOWLING GREEN	12/04/16	*	22	3-5	.600	1-3	.333	0-0	.000	1	2	3	4.3	0	3	0	1	0	7	15.6
at Butler	12/10/16	*	38	5-12	.417	2-5	.400	2-2	1.000	2	3	5	4.3	4	1	2	1	0	14	15.4
TEXAS SOUTHERN	12/13/16	*	23	4-7	.571	1-4	.250	1-2	.500	0	3	3	4.2	1	1	0	0	1	10	14.9
FAIRLEIGH DICKINSON	12/17/16	*	22	5-9	.556	2-5	.400	5-8	.625	2	3	5	4.3	2	4	0	0	0	17	15.1
MARSHALL	12/22/16	*	45	9-15	.600	4-5	.800	3-5	.600	1	3	4	4.3	2	5	2	1	4	25	15.9
at Temple	12/28/16	*	26	4-11	.364	0-2	.000	3-4	.750	2	3	5	4.3	4	1	1	1	2	11	15.5
TULANE	01/01/17	*	17	5-8	.625	3-5	.600	0-0	.000	0	0	0	4.0	0	2	2	0	2	13	15.4
at Houston	1/7/17	*	35	4-12	.333	3-7	.429	1-3	.333	1	4	5	4.1	0	3	1	1	1	12	15.1
SMU	01/12/17	*	38	1-10	.100	0-3	.000	0-1	.000	1	4	5	4.1	2	6	1	2	0	2	14.3
at East Carolina	01/15/17	*	27	2-7	.286	0-2	.000	6-7	.857	2	2	4	4.1	4	3	0	1	1	10	14.1
TEMPLE	01/18/17	*	37	5-10	.500	1-3	.333	4-6	.667	2	2	4	4.1	2	3	2	1	1	15	14.1
at Tulane	01/21/17	*	16	6-7	.857	2-3	.667	1-2	.500	1	3	4	4.1	4	0	1	0	1	15	14.2
XAVIER	01/26/17	*	37	7-16	.438	3-9	.333	4-5	.800	4	3	7	4.3	1	3	1	2	0	21	14.5
USF	01/29/17	*	25	3-7	.429	2-6	.333	2-3	.667	0	4	4	4.2	1	2	0	1	2	10	14.3
at Tulsa	02/01/17	*	37	4-14	.286	2-9	.222	0-0	.000	1	2	3	4.2	4	3	3	0	1	10	14.1
UCONN	02/04/17	*	30	0-3	.000	0-1	.000	0-0	.000	1	4	5	4.2	1	4	1	1	0	0	13.5
UCF	02/08/17	*	35	4-10	.400	1-4	.250	2-2	1.000	2	2	4	4.2	3	6	2	2	4	11	13.4
at SMU	02/12/17	*	38	5-12	.417	5-11	.455	0-0	.000	1	1	2	4.1	2	5	0	0	1	15	13.4
at USF	02/15/17	*	28	4-9	.444	2-4	.500	0-0	.000	0	1	1	4.0	3	3	3	0	1	10	13.3
TULSA	02/18/17	*	35	6-14	.429	3-7	.429	2-5	.400	1	3	4	4.0	1	3	2	1	2	17	13.4
MEMPHIS	02/23/17	*	33	6-13	.462	1-3	.333	2-2	1.000	3	1	4	4.0	1	2	1	3	2	15	13.5
at UCF	2/26/17	*	40	5-10	.500	3-7	.429	4-5	.800	0	3	3	4.0	3	2	0	2	1	17	13.6
HOUSTON	03/02/17	*	21	3-5	.600	1-2	.500	0-0	.000	3	2	5	4.0	1	3	0	2	1	7	13.4
at UConn	3/5/17	*	34	4-13	.308	2-5	.400	2-2	1.000	4	2	6	4.1	3	1	0	0	0	12	13.4
vs Tulsa	3/10/17	*	26	8-10	.800	3-3	1.000	1-2	.500	1	3	4	4.1	3	2	0	1	1	20	13.6
at UConn	3/11/17	*	29	5-7	.714	3-3	1.000	8-10	.800	0	4	4	4.1	3	1	0	0	2	21	13.8
vs SMU	3/12/17	*	38	3-11	.273	2-4	.500	2-4	.500	4	3	7	4.1	2	3	1	0	0	10	13.7
vs Kansas State	03/17/17	*	37	4-8	.500	1-3	.333	0-0	.000	1	3	4	4.1	0	5	3	3	3	9	13.5
vs UCLA	03/19/17	*	38	4-7	.571	2-4	.500	3-3	1.000	0	5	5	4.2	2	1	1	0	0	13	13.5
Totals			36	118	168-355	473	69-165	418	82-112	.732	53	97	150	4.2	76	96	40	36	487	13.3



#2 KEITH WILLIAMS

GUARD • 6-5 • 210 • FRESHMAN • HS • BROOKLYN, N.Y. (BISHOP LOUGHLIN MEMORIAL)

2017-18 Season (Freshman): Played in 33 games as a reserve, averaging 3.1 points and 1.2 rebounds in 9.8 minutes ... scored in double figures in each of his first two collegiate games, netting 10 points on 5-of-12 shooting with five rebounds in the season opener with Savannah State (11/10) and 10 points on 5-of-7 shooting against Western Carolina (11/13) ... grabbed a season-high five rebounds against Savannah State (11/10) and Tulane (3/1) ... scored nine points on 4-of-7 shooting in 14 minutes against Arkansas-Pine Bluff (12/19) ... hit a three-pointer at No. 19 Wichita State (3/4) in the regular-season finale ... knocked in a three-pointer just prior to the halftime buzzer at UConn (3/3).

Prior to Cincinnati: Named the 2017 All-New York City Player of the Year and Catholic High School Athletic Association (CHSAA) Class AA Most Valuable Player, helping Bishop Loughlin to the Brooklyn/Queens championship game and intersectional semifinals ... averaged 22.2 points and 10.6 rebounds as a senior and 15 points and 4.3 rebounds as a junior ... netted 37 points in a CHSAA Brooklyn/Queens diocesan semifinal double overtime win against Christ the King ... tallied 25 points on 12-of-17 shooting from the field in the 2017 Jordan Brand Classic Regional Boys Game at the Barclays Center ... averaged 15.0 points and 4.3 rebounds while shooting 47.8 percent (96 of 201) from the field and 40.6 percent (28 of 69) from three-point range in 17 games for New Heights, an AAU squad on the 2016 Under Armour Association's 17U summer circuit ... tabbed a four star prospect by Rivals.com and 247Sports.

Personal: Born July 25, 1998 in Brooklyn, New York ... son of Yvette and Keith Williams Sr. ... has two brothers, Cleyon Carryl and Courtney Tyrell, and a sister, Tuanieha ... right-handed.

SEASON & CAREER STATISTICS

2017-18 SEASON			CAREER		
10, 2x (last vs. Western Carolina, 11/13/17)	Pts	10, 2x (last vs. Western Carolina, 11/13/17)	10, 2x (last vs. Western Carolina, 11/13/17)	Pts	10, 2x (last vs. Western Carolina, 11/13/17)
12 vs. Savannah State, 11/10/17	FG Atts	12 vs. Savannah State, 11/10/17	12 vs. Savannah State, 11/10/17	FG Atts	12 vs. Savannah State, 11/10/17
5, 2x (last vs. Western Carolina, 11/13/17)	FG Made	5, 2x (last vs. Western Carolina, 11/13/17)	5, 2x (last vs. Western Carolina, 11/13/17)	FG Made	5, 2x (last vs. Western Carolina, 11/13/17)
4 vs. Savannah State, 11/10/17	3PT-FG Atts	4 vs. Savannah State, 11/10/17	4 vs. Savannah State, 11/10/17	3PT-FG Atts	4 vs. Savannah State, 11/10/17
1, 4x (last at Wichita State, 3/4/18)	3PT-FG Made	1, 4x (last at Wichita State, 3/4/18)	1, 4x (last at Wichita State, 3/4/18)	3PT-FG Made	1, 4x (last at Wichita State, 3/4/18)
4, 2x (last at Tulane, 3/1/18)	FT Atts	4, 2x (last at Tulane, 3/1/18)	4, 2x (last at Tulane, 3/1/18)	FT Atts	4, 2x (last at Tulane, 3/1/18)
4 vs. Temple, 1/24/18	FT Made	4 vs. Temple, 1/24/18	4 vs. Temple, 1/24/18	FT Made	4 vs. Temple, 1/24/18
5, 2x (last at Tulane, 3/1/18)	Rebs	5, 2x (last at Tulane, 3/1/18)	5, 2x (last at Tulane, 3/1/18)	Rebs	5, 2x (last at Tulane, 3/1/18)
2, 2x (last vs. Alabama State, 11/27/17)	Assts	2, 2x (last vs. Alabama State, 11/27/17)	2, 2x (last vs. Alabama State, 11/27/17)	Assts	2, 2x (last vs. Alabama State, 11/27/17)
2 vs. Temple, 1/24/18	Stls	2 vs. Temple, 1/24/18	2 vs. Temple, 1/24/18	Stls	2 vs. Temple, 1/24/18
2 at Tulane, 3/1/18	Blks	2 at Tulane, 3/1/18	2 at Tulane, 3/1/18	Blks	2 at Tulane, 3/1/18
27 at Tulane, 3/1/18	Mins	27 at Tulane, 3/1/18	27 at Tulane, 3/1/18	Mins	27 at Tulane, 3/1/18

MISCELLANEOUS STATISTICS

CATEGORY	2017-18	CAREER
Double-Figure Scoring Games	2	2
Double-Figure Rebounding Games	0	0
Double-Double Games	0	0
20-Point Scoring Games	0	0
Games Led UC in Scoring	0	0
Games Led UC in Rebounding	0	0
Games Led UC in Assists	0	0
Games With 3+ Assists	0	0
Games With 3+ Blocks	0	0
Games With 3+ Steals	0	0
Games With 3+ Three-Pointers	0	0

GAME-BY-GAME STATISTICS

2017-18 (FRESHMAN SEASON)

Opponent	Date	gs	min	Total		3-Pointers		Free Throws		Rebounds			pts		
				fg-fga	pct	3fg-fga	pct	ft-fa	pct	off	def	tot	pf	a	to
SAVANNAH STATE	11/10/17	15	5-12	417	0-4	.000	0-0	.000	3	2	5	5	0	1	0
WESTERN CAROLINA	11/13/17	19	5-7	714	0-2	.000	0-2	.000	0	1	1	3	0	1	0
COPPIN STATE	11/16/17	18	2-6	333	0-2	.000	0-3	.000	0	2	2	2	0	2	0
vs Buffalo	11/20/17	13	2-5	400	0-0	.000	0-1	.000	0	1	1	2	3	0	1
vs Richmond	11/21/17	15	0-2	.000	0-0	.000	1-2	.500	0	1	2	0	1	3	0
vs Wyoming	11/22/17	11	1-3	333	1-2	.500	1-2	.500	0	0	1	7	0	0	1
ALABAMA STATE	11/27/17	20	3-5	600	0-1	.000	2-3	.667	2	0	2	1	7	0	0
at Xavier	12/02/17	2	0-0	.000	0-0	.000	0-0	.000	0	1	1	6	1	0	0
vs Florida	12/09/17	2	0-0	.000	0-0	.000	0-0	.000	0	1	1	6	0	1	0
MISSISSIPPI ST.	12/12/17	13	2-4	500	0-2	.000	0-0	.000	0	1	1	5	1	0	2
at UCLA	12/16/17	11	2-6	333	0-1	.000	0-0	.000	2	1	3	1	6	1	1
UA-PINE BLUFF	12/19/17	14	4-7	571	0-1	.000	1-1	1.000	0	2	2	1	1	1	1
CLEVELAND STATE	12/21/17	9	2-4	500	1-1	1.000	0-0	.000	1	1	2	1	1	0	0
MEMPHIS	12/31/17	17	1-3	333	0-1	.000	1-2	.500	0	0	0	1	6	1	2
at Temple	01/04/18	6	0-2	.000	0-0	.000	0-0	.000	0	0	1	5	0	0	1
SMU	01/07/18	5	0-0	.000	0-0	.000	2-2	1.000	0	1	1	4	0	0	1
at USF	1/13/18	5	0-1	.000	0-0	.000	0-0	.000	0	0	0	1	4	0	1
ECU	01/20/18	12	0-5	.000	0-1	.000	0-0	.000	0	3	3	1	4	0	0
TEMPLE	01/24/18	9	1-3	333	0-0	.000	4-4	1.000	0	1	1	4	2	0	1
at Memphis	1/27/18	2	0-0	.000	0-0	.000	0-0	.000	0	0	0	1	4	0	0
HOUSTON	01/31/18	1	0-0	.000	0-0	.000	0-0	.000	0	0	0	1	3	0	0
at UCONN	2/3/18	2	1-1	1.000	1-1	1.000	0-0	.000	0	0	0	1	2	0	0
UCF	02/06/18	14	1-5	200	0-2	.000	0-0	.000	1	1	2	3	2	0	1
at SMU	02/11/18	12	3-5	600	0-1	.000	2-2	1.000	0	0	0	1	2	1	1
WICHITA STATE	02/18/18	6	0-0	.000	0-0	.000	1-2	.500	1	0	1	1	2	0	0
UConn	02/22/18	11	1-5	200	0-2	.000	0-0	.000	1	0	1	2	2	1	1
TULSA	02/25/18	7	1-2	500	0-0	.000	0-1	.000	1	0	1	1	2	0	1
at Tulane	03/01/18	27	2-6	333	0-0	.000	2-4	.500	3	2	5	1	3	1	3
at Wichita State	03/04/18	9	1-1	1.000	1-1	1.000	0-0	.000	0	1	1	1	3	1	0
vs SMU	03/09/18	8	0-2	.000	0-1	.000	0-1	.000	0	1	1	3	1	0	1
vs Memphis	3-10-18	9	0-1	.000	0-1	.000	0-0	.000	0	1	1	3	2	0	1
vs Houston	3-11-18	0	0-0	.000	0-0	.000	0-0	.000	0	0	0	1	3	1	0
vs Georgia State	03/16/18	1	0-1	.000	0-0	.000	0-0	.000	0	0	0	1	2	0	0
Totals		0	325	40-104	385	4-27	.148	17-32	.531	15	25	40	12	23	14

CAREER STATISTICS

Season	gp-gs	min/avg	Total		3-Point		F-Throws		Rebounds				Scoring							
			fg-fga	pct	fg-fga	pct	ft-fa	pct	off	def	tot	avg	pf	fo	ast	to	blk	stl	pts	avg
2017-18	33-0	325/9.8	40-104	.385	4-27	.148	17-32	.531	15	25	40	1.2	23	0	14	27	5	15	101	3.1
TOTAL	33-0	325/9.8	40-104	.385	4-27	.148	17-32	.531	15	25	40	1.2	23	0	14	27	5	15	101	3.1



#3 JUSTIN JENIFER

GUARD • 5-10 • 175 • JUNIOR • 2L • BALTIMORE, MD. (MILFORD MILL ACADEMY)

MOMENTS

- » Tallied a career-high 16 points with four three-pointers against Coppin State (11/16/17)
- » Netted 15 points with five assists in the season opener against Savannah State (11/10/17)
- » Had a 21st birthday to remember, scoring 14 points on 5-of-8 shooting with four threes against Bowling Green (12/4/16)
- » Tallied 11 points and dished out nine assists in 16 minutes against Robert Morris (11/15/15)

2017-18 Season (Junior): Started 33 of 36 games, averaging 4.8 points, 2.5 assists and 1.0 rebounds in 19.6 minutes ... finished season with 91 assists and only 24 turnovers (3.8-to-1 assist-to-turnover ratio), committing only four turnovers in the last 13 games (239 minutes) ... handed out a season-high seven assists against Cleveland State (12/21) ... scored a career-high 16 points with four three-pointers against Coppin State (11/16) ... tallied 15 points against on 6-of-12 shooting against Savannah State (11/10) ... netted 11 points with a trio of three-pointers against UCF (2/6) ... handed out three of more assists 14 times.

2016-17 Season (Sophomore): Played in 35 games as a reserve, averaging 2.8 points, 1.9 assists and 1.0 rebounds in 12.7 minutes ... handed out 68 assists with only 16 turnovers, a 4.3-to-1 assist-to-turnover ratio, for the season ... registered 35 assists with only five turnovers, a 7.0-to-1 assist-to-turnover ratio, in 12.2 minutes during league play ... scored a career-high 14 points on 5-of-8 shooting with a career-best four three-pointers in 28 minutes against Bowling Green (12/4) on his birthday ... tallied 13 points on 6-of-11 shooting with five assists in 23 minutes against Fairleigh Dickinson (12/17) ... recorded 12 points with nine assists and five rebounds in 28 minutes against USF (1/29) ... handed out nine assists without a turnover in 22 minutes against Texas Southern (12/13) ... handed out three or more assists nine times.

2015-16 Season (Freshman): Played in all 34 games as a reserve, averaging 2.4 points and 1.3 assists in 8.6 minutes ... shot 70.0 percent (14 of 20) from the free throw line for the season ... tallied a season-high 11 points and nine assists against Robert Morris (11/15) ... scored six or more points in seven games on the year ... played a conference-season high 18 minutes against Tulane (1/24), posting six points on a pair of threes to go with two assists and two rebounds ... registered eight points with a pair of threes against Arkansas-Pine Bluff (11/22).

Prior to Cincinnati: Earned Baltimore Sun All-Metro second-team honors while averaging 17.3 points, 7.0 assists and 3.0 rebounds as a senior at Milford Mill Academy ... scored 30 or more points three times, including a 40-point effort during his final year, guiding the Millers to a 15-8 overall mark and an appearance at the regional finals ... tabbed a Gatorade Player of the Year nominee as a senior ... scored more than 1,000 points during his career ... helped his squad advance to the Maryland Class 3A state semifinals as a junior, averaging 18 points and 13 assists during the year ... claimed Baltimore Sun All-Metro first-team honors and was tabbed co-Baltimore County Player of the Year while posting double figures in every game and registered 12 double-doubles as a junior ... saw his team post a 26-2 record and win the state championship as a sophomore, tallying 17 points, seven assists and seven rebounds in the title game ... earned Baltimore Sun All-Metro second-team accolades as a sophomore ... named most valuable player at the 2013 Mary Kline Classic, posting 23 points and 10 assists.

Personal: Born December 4, 1995 in Baltimore, Maryland ... son of Kisha Hull and Howard Jenifer ... has one sister, Raeshawnda ... left-handed.

SEASON & CAREER STATISTICS

2017-18 SEASON			CAREER
16 vs. Coppin State, 11/16/17	Pts	16 vs. Coppin State, 11/16/17	
12 vs. Savannah State, 11/10/17	FG Atts	12 vs. Savannah State, 11/10/17	
6 vs. Savannah State, 11/10/17	FG Made	6, 2x (last vs. Savannah State, 11/10/17)	
9 vs UCF, 2/6/18	3PT-FG Atts	9 vs UCF, 2/6/18	
4 vs. Coppin State, 11/16/17	3PT-FG Made	4, 2x (last vs. Coppin State, 11/16/17)	
6, 3x (last vs. SMU, 1/7/18)	FT Atts	6, 7x (last vs. SMU, 1/7/18)	
5 at UCLA, 12/16/17	FT Made	6 vs. Robert Morris, 11/15/15	
4, 2x (last at SMU, 2/11/18)	Rebs	5, 2x (last vs. USF, 1/29/17)	
7 vs. Cleveland State, 12/21/17	Asts	9, 3x (last vs. USF, 1/29/17)	
2, 3x (last at Tulane, 3/1/18)	Stls	3, 2x (last vs. USF, 2/4/16)	
0	Blks	0	
35 at Temple, 1/4/17	Mins	35 at Temple, 1/4/17	

MISCELLANEOUS STATISTICS

CATEGORY	2015-16	2016-17	2017-18	CAREER
Double-Figure Scoring Games	1	3	3	7
Double-Figure Rebounding Games	0	0	0	0
Double-Double Games	0	0	0	0
20-Point Scoring Games	0	0	0	0
Games Led UC in Scoring	0	0	0	0
Games Led UC in Rebounding	0	0	0	0
Games Led UC in Assists	1	4	7	12
Games With 3+ Assists	3	8	14	25
Games With 3+ Blocks	0	0	0	0
Games With 3+ Steals	2	1	0	3
Games With 3+ Three-Pointers	0	1	3	4

CAREER STATISTICS

			Total		3-Point		F-Throws		Rebounds											Scoring	
Season	gp-gs	min/avg	fg-fga	pct	fg-fga	pct	ft-fa	pct	off	def	tot	avg	pf	fo	ast	to	blk	stl	pts	avg	
2015-16	27-0	232/8.6	21-58	.362	10-30	.333	14-20	.700	2	16	18	0.7	18	0	34	17	0	14	66	2.4	
2016-17	35-0	446/12.7	37-90	.411	17-45	.378	7-14	.500	8	27	35	1.0	32	0	68	16	0	16	98	2.8	
2017-18	36-33	704/19.6	50-137	.365	30-84	.357	44-57	.772	8	29	37	1.0	43	0	91	24	0	17	174	4.8	
TOTAL	98-33	1382/14.1	108-285	.379	57-159	.358	65-91	.714	18	72	90	0.9	93	0	193	57	0	47	338	3.4	



#3 JUSTIN JENIFER

GUARD • 5-10 • 175 • JUNIOR • 2L • BALTIMORE, MD. (MILFORD MILL ACADEMY)

GAME-BY-GAME STATISTICS

2017-18 (JUNIOR SEASON)

Opponent	Date	gs	min	Total		3-Pointers		Free throws		Rebounds				pts	avg					
				fg-fga	pct	3fg-fga	pct	ft-fa	pct	off	def	tot	avg							
SAVANNAH STATE	11/10/17	21	6-12	500	1-5	200	2-5	400	0	0	0	0.0	2	5	1	0	15	15.0		
WESTERN CAROLINA	11/13/17	*	18	0-3	000	0-2	000	2-2	1000	0	0	0	0.0	2	1	0	0	2	8.5	
COPPIN STATE	11/16/17	22	4-5	800	4-5	800	4-4	1000	1	1	2	0.7	1	2	0	0	1	16	11.0	
vs Buffalo	11/20/17	24	1-6	167	0-2	000	0-0	000	0	2	2	1.0	1	5	0	0	0	2	8.8	
vs Richmond	11/21/17	*	15	3-4	750	3-4	750	0-0	000	0	1	1	1.0	3	3	0	0	9	8.8	
vs Wyoming	11/22/17	*	25	2-4	500	2-2	1000	1-2	500	2	1	3	1.3	1	2	0	0	7	8.5	
ALABAMA STATE	11/27/17	*	23	2-7	286	1-4	250	2-2	1000	0	0	0	1.1	1	1	0	0	7	8.3	
at Xavier	12/02/17	*	17	2-5	400	0-1	000	0-0	000	0	0	0	1.0	1	4	0	0	4	7.8	
vs Florida	12/09/17	*	23	0-3	000	0-2	000	0-0	000	0	0	0	0.9	2	1	1	0	0	6.9	
MISSISSIPPI ST.	12/12/17	*	19	1-3	333	1-1	1000	0-0	000	0	0	0	0.8	1	3	1	0	0	3	6.5
at UCLA	12/16/17	*	20	1-4	250	0-2	000	5-6	833	0	2	2	0.9	0	1	0	0	1	7	6.5
UA-PINE BLUFF	12/19/17	*	15	1-3	333	1-2	500	0-0	000	0	0	0	0.8	1	1	2	0	0	3	6.3
CLEVELAND STATE	12/21/17	*	23	1-4	250	1-3	333	0-0	000	0	1	1	0.8	0	7	2	0	2	3	6.0
MEMPHIS	12/31/17	*	23	3-6	500	1-3	333	0-0	000	0	1	1	0.9	0	4	0	0	2	7	6.1
at Temple	01/04/18	*	35	2-7	286	1-3	333	4-6	667	0	1	1	0.9	1	3	3	0	0	9	6.3
SMU	01/07/18	*	28	1-3	333	1-3	333	4-6	667	0	2	2	0.9	2	4	1	0	0	7	6.3
at USF	1/13/18	*	19	1-2	500	0-1	000	4-4	1000	0	1	1	0.9	1	2	0	0	1	6	6.3
at UCF	1/16/18	*	14	0-1	000	0-1	000	0-0	000	0	0	0	0.9	2	1	0	0	0	1	5.9
ECU	01/20/18	*	12	0-1	000	0-0	000	0-0	000	0	0	0	0.8	0	2	0	0	0	0	5.6
TEMPLE	01/24/18	*	26	0-4	000	0-3	000	0-0	000	0	1	1	0.9	2	3	2	0	0	0	5.4
at Memphis	1/27/18	*	9	0-0	000	0-0	000	0-0	000	0	0	0	0.8	3	2	0	0	0	1	5.1
HOUSTON	01/31/18	*	18	1-2	500	1-2	500	0-0	000	1	3	4	1.0	0	2	1	0	0	3	5.0
at UCONN	2/3/18	*	16	1-5	200	1-3	333	2-2	1000	0	1	1	1.0	3	0	3	0	0	5	5.0
UCF	02/06/18	*	22	3-10	300	3-9	333	2-2	1000	0	1	1	1.0	2	1	0	0	0	11	5.3
at SMU	02/11/18	*	19	2-3	667	2-3	667	0-0	000	0	4	4	1.1	0	5	1	0	1	6	5.3
at Houston	2/15/18	*	27	2-4	500	1-2	500	2-2	1000	1	0	1	1.1	2	1	0	0	0	7	5.3
WICHITA STATE	02/18/18	*	11	0-0	000	0-0	000	2-2	1000	0	0	0	1.0	0	1	0	0	1	2	5.2
UCONN	02/22/18	*	7	0-1	000	0-1	000	0-0	000	0	0	0	1.0	0	2	0	0	0	0	5.0
TULSA	02/25/18	*	16	2-2	1000	2-2	1000	0-0	000	0	0	0	1.0	0	5	1	0	0	6	5.1
at Tulane	03/01/18	*	17	1-2	500	0-0	000	2-2	1000	0	1	1	1.0	4	3	0	0	2	4	5.0
at Wichita State	03/04/18	*	13	0-0	000	0-0	000	0-0	000	0	1	1	1.0	1	2	0	0	0	0	4.9
vs SMU	03/09/18	*	25	2-6	333	0-3	000	2-2	1000	1	0	1	1.0	2	1	0	0	0	6	4.9
vs Memphis	3-10-18	*	18	2-5	400	1-3	333	1-2	500	1	2	3	1.0	2	2	0	0	0	6	4.9
vs Houston	3-11-18	*	19	1-2	500	0-1	000	0-0	000	0	1	1	1.0	0	2	1	0	1	2	4.9
vs Georgia State	03/16/18	*	22	1-3	333	1-3	333	2-4	500	1	0	1	1.0	0	5	1	0	1	5	4.9
vs Nevada	03/18/18	*	23	1-5	200	1-3	333	1-2	500	0	1	1	1.0	0	2	0	0	0	4	4.8
Totals		33	704	50-137	.365	30-84	.357	44-57	.772	8	29	37	1.0	43	91	24	0	17	174	4.8

2016-17 (SOPHOMORE SEASON)

Opponent	Date	gs	min	Total		3-Pointers		Free throws		Rebounds				pts	avg				
				fg-fga	pct	3fg-fga	pct	ft-fa	pct	off	def	tot	avg						
BROWN	11/11/16	27	2-4	.500	1-3	.333	1-1	1.000	2	3	5	5.0	1	2	1	0	1	6	6.0
ALBANY	11/14/16	19	2-5	.400	1-2	.500	1-2	.500	0	1	1	3.0	2	5	1	0	3	6	6.0
vs Rhode Island	11/19/16	16	1-2	.500	1-2	.500	0-0	.000	0	0	0	2.0	2	0	0	0	1	3	5.0
vs Penn State	11/20/16	23	1-4	.250	1-2	.500	0-1	.000	0	1	1	1.8	1	1	1	0	0	3	4.5
SAMFORD	11/23/16	9	0-3	.000	0-2	.000	0-2	.000	0	0	0	1.4	1	1	1	0	0	0	3.6
LIPSCOMB	11/26/16	13	2-4	.500	1-1	1.000	0-0	.000	0	2	2	1.5	0	2	2	0	1	5	3.8
at Iowa State	12-01-16	5	0-1	.000	0-0	.000	0-0	.000	0	0	0	1.3	1	1	0	0	0	0	3.3
BOWLING GREEN	12/04/16	28	5-8	.625	4-5	.800	0-0	.000	1	2	3	1.5	1	1	1	0	0	14	4.6
at Butler	12/10/16	9	0-1	.000	0-1	.000	0-0	.000	1	1	2	1.6	1	1	1	0	0	0	4.1
TEXAS SOUTHERN	12/13/16	22	3-5	.600	1-3	.333	1-2	.500	0	2	2	1.6	1	9	0	0	1	8	4.5
FAIRLEIGH DICKINSON	12/17/16	23	6-11	.545	1-4	.250	0-0	.000	0	0	0	1.5	2	5	2	0	2	13	5.3
MARSHALL	12/22/16	13	1-3	.333	0-1	.000	1-2	.500	0	1	1	1.4	0	3	0	0	0	3	5.1
at Temple	12/28/16	12	1-3	.333	0-1	.000	0-0	.000	0	0	0	1.3	1	1	0	0	1	2	4.8
TULANE	01/01/17	20	3-5	.600	1-2	.500	2-2	1.000	1	0	1	1.3	0	4	0	0	0	9	5.1
at Houston	1/7/17	14	0-2	.000	0-1	.000	0-0	.000	0	1	1	1.3	1	3	1	0	0	0	4.8
SMU	01/12/17	4	0-1	.000	0-1	.000	0-0	.000	0	1	1	1.3	1	0	0	0	0	0	4.5
at East Carolina	01/15/17	11	1-2	.500	0-1	.000	0-0	.000	0	0	0	1.2	1	0	0	0	0	2	4.4
TEMPLE	01/18/17	4	0-1	.000	0-1	.000	0-0	.000	0	0	0	1.1	0	0	0	0	0	0	4.1
at Tulane	01/21/17	12	0-2	.000	0-2	.000	0-0	.000	0	1	1	1.1	1	2	0	0	0	0	3.9
XAVIER	01/26/17	3	0-0	.000	0-0	.000	0-0	.000	0	0	0	1.1	1	0	0	0	0	0	3.7
USF	01/29/17	28	5-7	.714	2-3	.667	0-0	.000	3	2	5	1.2	3	9	1	0	1	12	4.1
at Tulsa	02/01/17	2	0-0	.000	0-0	.000	0-0	.000	0	0	0	1.2	1	0	0	0	0	0	3.9
UCONN	02/04/17	15	0-1	.000	0-1	.000	0-0	.000	0	1	1	1.2	2	2	0	0	0	0	3.7
UCF	02/08/17	15	2-5	.400	2-3	.667	0-0	.000	0	0	0	1.1	0	2	0	0	0	6	3.8
at SMU	02/12/17	9	0-0	.000	0-0	.000	1-2	.500	0	0	0	1.1	1	2	0	0	0	1	3.7
at USF	02/15/17	15	0-2	.000	0-0	.000	0-0	.000	0	0	0	1.0	0	5	0	0	2	0	3.6
TULSA	02/18/17	17	1-1	1.000	0-0	.000	0-0	.000	0	1	1	1.0	1	3	2	0	1	2	3.5
MEMPHIS	02/23/17	5	0-2	.000	0-1	.000	0-0	.000	0	2	2	1.1	1	0	0	0	0	0	3.4
at UCF	2/26/17	9	0-0	.000	0-0	.000	0-0	.000	0	2	2	1.1	2	1	1	0	0	0	3.3
HOUSTON	03/02/17	7	0-1	.000	0-0	.000	0-0	.000	0	0	0	1.1	0	0	0	0	0	0	3.2
at UConn	3/5/17	20	1-2	.500	1-1	1.000	0-0	.000	0	1	1	1.1	0	1	0	0	1	3	3.2
vs Tulsa	3/10/17	11	0-2	.000	0-1	.000	0-0	.000	0	2	2	1.1	0	1	0	0	1	0	3.1
at UConn	3/11/17	2	0-0	.000	0-0	.000	0-0	.000	0	0	0	1.1	2	0	1	0	0	0	3.0
vs Kansas State	03/17/17	2	0-0	.000	0-0	.000	0-0	.000	0	0	0	1.0	0	0	0	0	0	0	2.9
vs UCLA	03/19/17	2	0-0	.000	0-0	.000	0-0	.000	0	0	0	1.0	0	1	0	0	0	0	2.8
Totals		0	446	37-90	.411	17-45	.378	7-14	.500	8	27	35	1.0	32	68	16	0	98	2.8

2015-16 (FRESHMAN SEASON)

Opponent	Date	gs	min	fg-ga	pct	3fg-ga	pct	ft-fta	pct	off	def	tot	avg	pf	a	to	bk	stl	pts	avg
WESTERN CAROLINA	11/13/15	13	3-5	.600	1-2	.500	0-0	.000	0	3	3	3	3.0	2	0	3	0	0	7	7.0
ROBERT MORRIS	11/15/15	16	2-2	1.000	1-1	1.000	6-6	1.000	0	2	2	2.5	1	9	1	0	1	11	9.0	
at Bowling Green	11/18/15	19	3-6	.500	1-3	.333	0-2	.000	0	1	1	2.0	1	2	1	0	3	7	8.3	
ARKANSAS-PINE BLUFF	11/22/15	19	3-6	.500	2-4	.500	0-0	.000	0	1	1	1.8	3	2	2	0	2	8	8.3	
SE LOUISIANA	11/24/15	7	1-1	1.000	1-1	1.000	0-0	.000	0	0	0	1.4	0	1	1	0	0	3	7.2	
vs Nebraska	11/27/15	11	0-2	.000	0-1	.000	0-0	.000	0	0	0	1.2	1	2	1	0	0	0	0	6.0
vs George Washington	11/28/15	7	0-2	.000	0-1	.000	0-0	.000	0	2	2	1.3	1	1	1	0	0	0	0	5.1
BUTLER	12/2/15	5	0-1	.000	0-1	.000	1-2	.500	0	0	0	1.1	0	1	1	0	1	1	1	4.6
MORGAN STATE	12/6/15	13	2-6	.333	0-2	.000	2-3	.667	0	0	0	1.0	2	3	0	0	2	6	4.8	
at Xavier	12/12/15	4	0-1	.000	0-1	.000	0-0	.000	0	0	0	0.9	0	1	0	0	0	0	0	4.3
NORFOLK STATE	12/15/15	13	1-3	.333	1-2	.500	0-0	.000	0	1	1	0.9	1	0	1	0	0	0	0	4.2
at VCU	12/19/15	3	0-2	.000	0-0	.000	0-0	.000	0	0	0	0.8	0	1	0	0	0	0	0	3.8
IOWA STATE	12/22/15	2	0-1	.000	0-1	.000	0-0	.000	0	0	0	0.8	0	1	0	0	0	0	0	3.5
TEMPLE	12/29/15	4	1-1	1.000	0-0	.000	0-0	.000	0	0	0	0.7	0	0	0	0	0	0	2	3.4
TULSA	1/2/16	8	2-3	.667	1-1	1.000	2-2	1.000	0	0	0	0.7	1	2	0	0	0	7	3.7	
at USF	1/10/16	9	0-1	.000	0-0	.000	0-0	.000	0	0	0	0.6	1	1	0	0	0	0	0	3.4
HOUSTON	1/13/16	7	1-1	1.000	0-0	.000	0-0	.000	0	1	1	0.6	0	0	0	0	1	2	3.4	
at Temple	01/16/16	2	0-0	.000	0-0	.000	0-0	.000	0	1	1	0.7	0	0	2	0	0	0	0	3.2
TULANE	01/24/16	18	2-6	.333	2-4	.500	0-0	.000	1	1	2	0.7	0	2	1	0	0	6	3.3	
USF	02/04/16	11	0-2	.000	0-1	.000	2-2	1.000	0	1	1	0.8	1	1	0	0	3	2	3.3	
at Memphis	2/6/16	1	0-0	.000	0-0	.000	0-0	.000	0	0	0	0.7	0	1	0	0	0	0	0	3.1
at UCF	2/9/16	3	0-2	.000	0-2	.000	0-0	.000	1	0	1	0.7	0	0	0	0	0	0	0	3.0
EAST CAROLINA	2/13/16	4	0-1	.000	0-1	.000	0-0	.000	0	0	0	0.7	0	0	0	0	0	0	0	2.8
at Tulsa	02/18/16	6	0	.000	0-0	.000	0-0	.000	0	1	1	0.7	0	1	0	0	0	0	0	2.7
UCONN	2/20/16	3	0-1	.000	0-0	.000	0-0	.000	0	1	1	0.7	1	0	0	0	0	0	0	2.6
at East Carolina	2/27/16	11	0	.000	0-0	.000	0-0	.000	0	0	0	0.7	1	3	1	0	1	0	0	2.5
at Houston	3/3/16	13	0-2	.000	0-1	.000	1-3	.333	0	0	0	0.7	1	0	0	0	0	0	0	2.4
Totals		0	232	21-58	.362	10-30	.333	14-20	.700	2	16	18	0.7	18	34	17	0	14	66	2.4



#5 TREVOR MOORE

GUARD • 6-5 • 200 • FRESHMAN • HS • HOUSTON, TEXAS (SOUTH KENT PREP [CONN.]

2017-18 Season (Freshman): Played in 35 games as a reserve, averaging 3.4 points and 1.7 rebounds in 11.9 minutes ... posted a season-high 14 points on 4-of-7 shooting with a pair of threes in 13 minutes against UCF (2/6) ... scored 12 points with a season-best four three-pointers in 19 minutes against UConn (2/22) ... tallied 12 points with three threes in 16 minutes against Memphis (12/31) ... scored 11 points with a pair of steals against Alabama State (11/27) ... produced nine points and grabbed a season-high eight rebounds against Richmond (11/21).

Prior to Cincinnati: Averaged 7.0 points and 3.0 rebounds during the 2016-17 season at South Kent Prep in Connecticut ... ranked as the seventh best prospect in Connecticut for 2017 according to the New England Recruiting Report ... averaged 14.3 points while shooting 37.6 percent (56 of 149) from three-point range and 39.0 percent (67 of 172) from the field during 16 games for the 2016 Houston Defenders, an AAU squad on the Under Armour Association's 17U summer circuit ... made 35 three-pointers during the circuit's April-May schedule, ranking second among all guards ... three-time all-district selection at Phillis Wheatley High School, led the Greater Houston area in three-pointers made as a junior ... advanced to the 2017 NEPSAC Class AAA semifinals and the 2017 National Prep School Championship quarterfinals.

Personal: Born July 3, 1999 in Houston, Texas ... son of Renell and Ray Moore ... has two brothers, D'Ion and KJ and two sisters, Alteria and Kenetra.

SEASON & CAREER STATISTICS

2017-18 SEASON		CAREER
14 vs. UCF, 2/6/18	Pts	14 vs. UCF, 2/6/18
8 vs. UConn, 2/22/18	FG Atts	8 vs. UConn, 2/22/18
4, 3x (last vs. vs. UConn, 2/22/18)	FG Made	4, 3x (last vs. vs. UConn, 2/22/18)
8 vs. UConn, 2/22/18	3PT-FG Atts	8 vs. UConn, 2/22/18
4 vs. UConn, 2/22/18	3PT-FG Made	4 vs. UConn, 2/22/18
5, vs UCF, 2/6/18	FT Atts	5, vs UCF, 2/6/18
4 vs UCF, 2/6/18	FT Made	4 vs UCF, 2/6/18
8 vs. Richmond, 11/21/17	Rebs	8 vs. Richmond, 11/21/17
3 vs. Richmond, 11/21/17	Assts	3 vs. Richmond, 11/21/17
2, 4x (last at Temple, 1/4/18)	Stls	2, 4x (last at Temple, 1/4/18)
1, 2x (last at Tulane, 3/1/18)	Blks	1, 2x (last at Tulane, 3/1/18)
26 at Memphis, 1/27/18	Mins	26 at Memphis, 1/27/18

MISCELLANEOUS STATISTICS

CATEGORY	2017-18	CAREER
Double-Figure Scoring Games	4	4
Double-Figure Rebounding Games	0	0
Double-Double Games	0	0
20-Point Scoring Games	0	0
Games Led UC in Scoring	1	1
Games Led UC in Rebounding	1	1
Games Led UC in Assists	0	0
Games With 3+ Assists	1	1
Games With 3+ Blocks	0	0
Games With 3+ Steals	0	0
Games With 3+ Three-Pointers	3	3

GAME-BY-GAME STATISTICS

2017-18 (FRESHMAN SEASON)

Opponent	Date	gs	min	Total		3-Pointers		Free throws		Rebounds		pf	a	to	blk	stl	pts	avg		
				fg-fga	pct	3fg-fga	pct	ft-fa	pct	off	def								tot	avg
SAVANNAH STATE	11/10/17	14	3-5	600	2-4	500	0-0	.000	1	1	2	2.0	1	0	1	0	0	8	8.0	
WESTERN CAROLINA	11/13/17	13	1-3	333	1-3	333	2-2	1.000	0	3	3	2.5	1	0	0	0	1	5	6.5	
COPPIN STATE	11/16/17	14	1-3	333	1-3	333	2-4	.500	1	1	2	2.3	1	0	1	0	2	5	6.0	
vs Buffalo	11/20/17	9	1-1	1,000	1-1	1,000	0-0	.000	0	1	1	2.0	2	0	0	0	0	3	5.3	
vs Richmond	11/21/17	24	3-6	500	3-6	500	0-0	.000	1	7	8	3.2	3	1	0	1	1	9	6.0	
vs Wyoming	11/22/17	15	1-3	333	1-2	500	0-0	.000	0	3	3	3.2	1	0	0	0	0	3	5.5	
ALABAMA STATE	11/27/17	15	3-7	429	2-6	333	3-4	.750	0	3	3	3.1	3	0	1	0	2	11	6.3	
at Xavier	12/02/17	9	0-3	.000	0-3	.000	0-0	.000	0	2	2	3.0	2	0	0	0	1	0	5.5	
MISSISSIPPI ST.	12/12/17	3	0-1	.000	0-1	.000	0-0	.000	0	0	0	2.7	1	0	0	0	0	0	4.9	
at UCLA	12/16/17	0	0-0	.000	0-0	.000	0-0	.000	0	0	0	2.4	0	0	0	0	0	0	4.4	
UA-PINE BLUFF	12/19/17	22	2-5	400	1-3	333	1-2	.500	1	3	4	2.5	1	2	1	0	2	6	4.5	
CLEVELAND STATE	12/21/17	9	1-3	333	1-3	333	0-0	.000	0	0	0	2.3	0	1	0	0	0	3	4.4	
MEMPHIS	12/31/17	16	4-7	571	3-6	500	1-2	.500	2	0	2	2.3	2	1	0	0	1	12	5.0	
at Temple	01/04/18	11	0-1	.000	0-1	.000	0-0	.000	2	1	3	2.4	1	0	1	0	2	0	4.6	
SMU	01/07/18	6	0-2	.000	0-1	.000	1-2	.500	1	0	1	2.3	1	0	1	0	0	1	4.4	
at USF	1/13/18	16	0-2	.000	0-0	.000	1-2	.500	0	1	1	2.2	1	0	0	0	1	1	4.2	
at UCF	1/16/18	14	1-3	333	0-1	.000	1-2	.500	0	3	3	2.2	2	0	0	0	1	3	4.1	
ECU	01/20/18	10	0-2	.000	0-1	.000	2-2	1.000	0	0	0	2.1	0	0	0	0	0	1	2.0	
TEMPLE	01/24/18	13	2-6	333	1-4	250	0-1	.000	0	2	2	2.1	2	1	1	0	0	5	4.1	
at Memphis	1/27/18	26	2-4	500	2-4	500	2-2	1.000	0	3	3	2.2	2	1	0	0	0	8	4.3	
HOUSTON	01/31/18	7	0-2	.000	0-1	.000	1-2	.500	1	0	1	2.1	1	0	0	0	0	1	4.1	
at UCONN	2/3/18	10	0-1	.000	0-1	.000	0-0	.000	0	0	0	2.0	0	0	0	0	1	0	3.9	
UCF	02/06/18	13	4-7	571	2-4	500	4-5	.800	0	1	1	2.0	0	0	1	0	0	14	4.3	
at SMU	02/11/18	15	0-4	.000	0-4	.000	0-0	.000	0	1	1	1.9	1	0	2	1	0	0	4.2	
at Houston	2/15/18	10	0-1	.000	0-1	.000	0-0	.000	0	1	1	1.9	0	0	0	0	0	0	4.0	
WICHITA STATE	02/18/18	6	0-2	.000	0-1	.000	0-0	.000	1	0	1	1.8	0	0	0	0	0	0	3.8	
UConn	02/22/18	19	4-8	500	4-8	500	0-0	.000	1	2	3	1.9	1	2	0	0	1	12	4.1	
TULSA	02/25/18	14	1-3	333	0-2	.000	0-0	.000	1	0	1	1.9	0	0	2	0	0	2	4.1	
at Tulane	03/01/18	16	0-1	.000	0-1	.000	2-2	1.000	0	1	1	1.8	3	0	1	1	1	2	4.0	
at Wichita State	03/04/18	2	0-0	.000	0-0	.000	0-0	.000	0	1	1	1.8	0	0	0	0	0	0	3.9	
vs SMU	03/09/18	6	0-1	.000	0-0	.000	0-0	.000	1	2	3	1.8	1	1	0	0	0	0	3.7	
vs Memphis	3-10-18	7	0-0	.000	0-0	.000	0-0	.000	0	0	0	1.8	1	0	0	0	0	0	3.6	
vs Houston	3-11-18	7	0-2	.000	0-1	.000	0-0	.000	0	0	0	1.7	2	0	0	0	0	0	3.5	
vs Georgia State	03/16/18	11	0-4	.000	0-3	.000	0-0	.000	0	3	3	1.8	3	1	1	0	0	0	3.4	
vs Nevada	03/18/18	16	1-2	500	1-2	500	0-0	.000	0	1	1	1.7	1	0	0	0	0	3	3.4	
Totals		0	418	35-105	.333	26-82	.317	23-34	.676	14	47	61	1.7	40	14	15	2	18	119	3.4

CAREER STATISTICS

			Total		3-Point		F-Throws		Rebounds										Scoring	
Season	gp-gs	min/avg	fg-fga	pct	fg-fga	pct	ft-fa	pct	off	def	tot	avg	pf	fo	ast	to	blk	stl	pts	avg
2017-18	35-0	418/11.9	35-105	.333	26-82	.317	23-34	.676	14	47	61	1.7	40	0	14	15	2	18	119	3.4
TOTAL	35-0	418/11.9	35-105	.333	26-82	.317	23-34	.676	14	47	61	1.7	40	0	14	15	2	18	119	3.4



#11 GARY CLARK

FORWARD • 6-8 • 230 • SENIOR • 3L • CLAYTON, N.C. (CLAYTON HIGH SCHOOL)

CONFERENCE AWARDS

- » Player of the Year (2017-18)
- » American Championship MVP (2017-18)
- » First Team (2017-18)
- » Defensive Player of the Year (2X: 2017-18, 2015-16)
- » Sportsmanship Award (2017-18)
- » All-Tournament (2X: 2016-17, 2015-16)
- » Second Team (2015-16)
- » All-Rookie Team (2014-15)
- » Honorable Mention (2014-15)
- » Player of the Week (5X: 1/29/18; 1/22/18; 11/27/17; 3/7/16, 12/26/16)
- » Weekly Honor Roll (9X: 2/26/18, 12/18/17, 3/6/17, 2/20/17, 2/6/17, 2/22/16, 2/8/16, 2/1/16, 2/23/15)

OTHER HONORS

- » Karl Malone Power Forward of the Year Semifinalist (2017-18)
- » Citizen Naismith Late Season Team (2017-18)
- » Senior CLASS Award Candidate (2018)
- » Named MVP of Cayman Islands Classic (2017)
- » Oscar Robertson Trophy Player of the Year Watch List (2017-18)
- » Lute Olson Player of the Year Award Watch List (2017-18, 2016-17)
- » NABC All-District 25 Second Team (2016)
- » Emerald Coast Classic All-Tourney Team (2014)

MOMENTS

- » Made a free throw with 4.3 seconds left to win the 2018 American Championship tournament (3/11/18)
- » Converted a three-point play with 12.1 seconds left in 58-57 win at UConn (1/28/16)

Career Accomplishments: Finished career as one of three players in school history with more than 1,400 points and 1,100 rebounds along with National Basketball Hall of Famers Oscar Robertson (2,973 points/1,338 rebounds) and Jack Twyman (1,598 points/1,242 rebounds) ... started a school-record 137 games ... finished second at Cincinnati in victories (106) and consecutive games started (137); third in rebounds (1,132); fifth in blocks (180) and 16th in points (1,462) ... registered a Mick Cronin coaching era (since 2006-07) record 32 double-doubles ... finished career as one of only two players in school history to lead his team in rebounding for four seasons (Yancy Gates from 2009-12) ... helped the Bearcats record 30 or more wins in back-to-back seasons (2017, 2018) for the first time in program history ... helped the 2017-18 Bearcats tie the school record for wins in a season with 31.

2017-18 Season (Senior): Started all 36 games, averaging 12.9 points, 8.7 rebounds, 2.1 assists, 1.4 steals and 1.2 blocks in 28.5 minutes ... named an honorable mention All-American by the Associated Press, the American Athletic Conference Player of the Year, the American Championship Tournament Most Valuable Player, the league's only unanimous first team selection, The American's Defensive Player of the Year and received The American's Sportsmanship Award ... earned NABC All-District 25 First Team honors ... named a semifinalist for the Karl Malone Power Forward of the Year, a Citizen Naismith Trophy Late Season Team selection, a preseason Oscar Robertson Trophy Watch List selection, a preseason Lute Olson Player of the Year Watch List selection and a Senior CLASS Award candidate ... averaged 14.2 points, 11.6 rebounds and shot 61.5 percent (24 of 39) from the field, posting five double-doubles during five postseason games ... earned American Championship tournament MVP honors, averaging 16.3 points and 11.7 rebounds with a trio of double-doubles in three league tournament games. His free throw with 4.3 second left gave Cincinnati a 56-55 win over Houston in the championship game ... finished the season ranked third in the nation with 1,132 career rebounds ... named The American's Player of the Week three times ... tabbed the Cayman Islands Classic Tournament Most Valuable Player after averaging 16.3 points and 9.3 rebounds while shooting 53.3 percent (16 of 30) from the floor during the three-game event ... became the 51st member of Cincinnati's 1,000-point club, scoring 13 points in the season opener against Savannah State (11/10) ... ranked among the league leaders in nine categories: rebounds (first at 8.7), double-doubles (first with 14), defensive rebounds (first at 5.7), offensive rebounds (second at 3.0), blocks (seventh at 1.2), steals (seventh at 1.4), field goal percentage (seventh at .526), free throw percentage (13th at .741) and points (17th at 12.9) ... scored a season-high 24 points to go with 14 rebounds against Buffalo (11/20) ... tallied 20 points, including the game-winning free throw to go with 12 rebounds against Houston (3/11) in the American Championship title game ... led the Bearcats in either points or rebounds in 28 games ... led Cincinnati in rebounds in 24 games, grabbing 10 or more 14 times ... Received the 2018 Jean Stephens Memorial Award honoring a UC student-athlete of high integrity, ethical standards and commitment to teamwork.

2016-17 Season (Junior): Started 35 of 36 games played, averaging 10.8 points, 7.9 rebounds, 2.1 assists and 1.2 blocks in 28.6 minutes ... Named to American Championship All-Tournament team, averaging 13.3 points and a team-best 6.7 rebounds while making 22 of 24 free throws in three games ... earned The American's Player of the Week award once and Weekly Honor Roll award three times ... ranked among the league leaders in field goal percentage (fourth at .529), rebounds (fourth at 7.9), blocks (tied for ninth at 1.2) and scoring (26th at 10.8) ... ranked second in the league and averaging 3.0 offensive rebounds ... finished the season with a team-best 283 rebounds giving him 819 for his career, ranking 24th in the nation and third most among juniors ... registered seven double-doubles (tied for sixth in the league) ... led UC in rebounding in 19 games, grabbing 10 or more boards nine times ... scored a career-high 26 points on 12-of-15 shooting with 10 rebounds in 38 minutes against Marshall (12/22).

2015-16 Season (Sophomore): Started 32 of 33 games played, averaging 10.4 points, a team-high 8.8 rebounds, 2.1 assists and 1.5 blocks in 30.4 minutes ... named The American's Defensive Player of the Year and second-team all-conference ... tabbed NABC All-District 25 Second Team ... selected to The American's Weekly Honor Roll three times ... listed among the league leaders in offensive rebounds (second at 3.4), rebounds (third at 8.8), defensive rebounds (fourth at 5.4), blocked shots (sixth at 1.5), and steals (tied for sixth at 1.2) ... his 290 single-season rebounds ranked as the most since Eric Hicks (329 in 2005-06) ... averaged 13.1 points and 10.0 rebounds and 2.0 blocks with four double-doubles in seven games during February ... posted a team-high eight double-doubles ... led the team in rebounding in 17 games during the season, grabbing 10 or more boards 14 times.

SEASON & CAREER STATISTICS

2017-18 SEASON			CAREER		
24 vs. Buffalo, 11/20/17	Pts	26 vs. Marshall, 12/22/16			
15, 2x (last at UCF, 1/16/18)	FG Atts	15, 3x (last at UCF, 1/16/18)			
9 vs. Cleveland State, 12/21/17	FG Made	12 vs. Marshall, 12/22/16			
5, 2x (last vs. Houston, 3/11/18)	3PT-FG Atts	5, 2x (last vs. Houston, 3/11/18)			
3 vs. UConn, 2/22/18	3PT-FG Made	3 vs. UConn, 2/22/18			
13 vs. Buffalo, 11/20/17	FT Atts	16 vs. UConn, 3/11/17			
11 vs. Buffalo, 11/20/17	FT Made	15 vs. UConn, 3/11/17			
15 at UCF, 1/16/18	Rebs	16 vs. East Carolina, 1/6/15			
7 vs. Richmond, 11/21/17	Assts	8 vs. Temple, 1/18/17			
3, 5x (last vs. Memphis, 3/10/18)	Stls	5 at SMU, 1/7/16			
5 vs. Mississippi State, 12/12/17	Blks	5 vs. Mississippi State, 12/12/17			
39, 2x (last vs. Georgia State, 3/16/18)	Mins	48 vs. UConn, 3/11/16			

MISCELLANEOUS STATISTICS

CATEGORY	2014-15	2015-16	2016-17	2017-18	CAREER
Double-Figure Scoring Games	11	19	19	29	78
Double-Figure Rebounding Games	7	14	9	16	46
Double-Double Games	3	8	7	14	32
20-Point Scoring Games	0	1	3	2	6
Games Led UC in Scoring	2	5	6	10	23
Games Led UC in Rebounding	15	17	18	22	72
Games Led UC in Assists	6	4	2	7	19
Games With 3+ Assists	5	11	10	11	37
Games With 3+ Blocks	4	5	4	4	17
Games With 3+ Steals	3	4	4	5	16
Games With 3+ Three-Pointers	0	0	0	0	0

2014-15 Season (Freshman): Started all 34 games, averaging 7.8 points, 7.2 rebounds, 1.7 assists and 1.3 blocks in 27.8 minutes ... named to the American Athletic Conference All-Rookie Team by the league's coaches ... tabbed The American's Rookie of the Week (12/8) and The American's Weekly Honor Roll (2/23) ... grabbed 246 rebounds on the season, second most in school history by a freshman (Danny Fortson 258 in 1995) ... finished as the only freshman in The American to rank among the top 10 league leaders for rebounds (third at 7.2), field goal percentage (sixth at .524) and blocks (sixth at 1.3) ... ranked second in the league for offensive rebounds (2.8) and tied for fourth in defensive rebounds (4.5) ... led UC in rebounding in 15 games on the season, grabbing 10 or more boards seven times ... set a UC freshman record pulling down 16 rebounds to go with eight points, a season-best four blocks and a season-high four steals against East Carolina (1/6) ... selected to the Emerald Coast Classic All-Tournament Team ... became the first true freshman to start a season opener since Lance Stephenson (2009-10 season).

Prior to Cincinnati: Averaged 26 points, seven rebounds and four assists as a senior at Clayton High School in Clayton, North Carolina ... finished his career as the school's all-time leader in points, rebounds and blocks ... tabbed a four-star recruit by Rivals, ESPN and 247 Sports ... praised on one of the nation's top 100 prospects by ESPN and Rivals ... named Greater Neuse River Conference Player of the Year as a junior and senior ... became the first player in the state of North Carolina to record a quadruple double with 22 points, 21 rebounds, 15 blocked shots and 10 assists against West Johnston during his senior season ... poured in 40 points and grabbed 12 rebounds against East Wake on Jan. 11, 2014, the same day he was left off the list of nominees for the McDonald's All-America game ... averaged 24 points, 14 rebounds and four blocks while leading the Comets to the 2013 4A Eastern Regional semifinals as a junior ... averaged nearly 32 points in the playoffs while earning Associate Press All-State accolades.

Personal: Born Nov. 16, 1994 in Smithfield, North Carolina ... son of Tammy McKey and Gary Clark Sr. ... has one brother, Jeremiah and two sisters, Azia and Tanija ... right-handed.

CAREER STATISTICS

			Total		3-Point		F-Throws		Rebounds										Scoring	
Season	gp-gs	min/avg	fg-fga	pct	fg-fga	pct	ft-fga	pct	off	def	tot	avg	pf	fo	ast	to	blk	stl	pts	avg
2014-15	34-34	945/27.8	110-210	.524	0-5	.000	45-72	.625	94	152	246	7.2	54	0	57	38	45	35	265	7.8
2015-16	33-32	1002/30.4	126-243	.519	13-25	.520	79-115	.687	113	177	290	8.8	76	0	70	42	49	41	344	10.4
2016-17	36-35	1031/28.6	146-276	.529	14-49	.286	83-119	.697	108	175	283	7.9	67	0	76	41	42	36	389	10.8
2017-18	36-36	1025/28.5	160-304	.526	27-62	.435	117-158	.741	107	206	313	8.7	75	0	76	36	44	51	464	12.9
TOTAL	139-137	4003/28.8	542-1033	.525	54-141	.383	324-464	.698	422	710	1132	8.1	272	0	279	157	180	163	1462	10.5



#11 GARY CLARK

FORWARD • 6-8 • 230 • SENIOR • 3L • CLAYTON, N.C. (CLAYTON HIGH SCHOOL)


GAME-BY-GAME STATISTICS

2017-18 (SENIOR SEASON)

Opponent	Date	gs	min	Total		3-Pointers		Free throws		Rebounds				pf	a	t/o	blk	stl	pts	avg	
				fg-fga	pct	3fg-fga	pct	ft-fa	pct	off	def	tot	avg								
SAVANNAH STATE	11/10/17	*	22	5-9	.556	0-1	.000	3-4	.750	4	7	11	11.0	2	1	0	1	1	13	13.0	
WESTERN CAROLINA	11/13/17	*	20	2-5	.400	0-1	.000	4-4	1.000	1	1	2	6.5	1	1	0	1	2	8	10.5	
COPPIN STATE	11/16/17	*	17	5-8	.625	1-3	.333	1-2	.500	5	4	9	7.3	2	2	0	0	1	12	11.0	
vs Buffalo	11/20/17	*	35	6-13	.462	1-2	.500	11-13	.846	2	12	14	9.0	1	0	2	1	1	24	14.3	
vs Richmond	11/21/17	*	20	2-5	.400	2-3	.667	2-2	1.000	2	6	8	8.8	1	7	1	0	1	8	13.0	
vs Wyoming	11/22/17	*	21	8-12	.667	0-2	.000	1-1	1.000	2	4	6	8.3	3	0	1	2	1	17	13.7	
ALABAMA STATE	11/27/17	*	23	3-6	.500	0-1	.000	8-8	1.000	2	5	7	8.1	1	3	0	3	2	14	13.7	
at Xavier	12/02/17	*	33	5-15	.333	2-5	.400	2-4	.500	4	3	7	8.0	3	1	2	1	2	14	13.8	
vs Florida	12/09/17	*	35	4-8	.500	0-0	.000	1-2	.500	8	5	13	8.6	2	1	2	0	1	9	13.2	
MISSISSIPPI ST.	12/12/17	*	34	2-6	.333	1-3	.333	4-4	1.000	6	7	13	9.0	3	4	4	5	2	9	12.8	
at UCLA	12/16/17	*	35	5-11	.455	0-1	.000	0-0	.000	3	8	11	9.2	2	4	0	3	3	10	12.5	
UA-PINE BLUFF	12/19/17	*	15	0-5	.000	0-0	.000	6-6	1.000	3	3	6	8.9	1	3	2	1	2	6	12.0	
CLEVELAND STATE	12/21/17	*	30	9-12	.750	0-0	.000	0-0	.000	0	5	5	8.6	0	1	0	2	2	18	12.5	
MEMPHIS	12/31/17	*	23	5-7	.714	1-1	1.000	2-4	.500	1	9	10	8.7	1	2	2	1	2	13	12.5	
at Temple	01/04/18	*	29	3-4	.750	0-0	.000	4-7	.571	2	2	4	8.4	3	1	1	1	0	10	12.3	
SMU	01/07/18	*	26	6-9	.667	1-1	1.000	5-6	.833	5	3	8	8.4	4	1	0	0	1	18	12.7	
at USF	1/13/18	*	33	3-7	.429	0-2	.000	4-4	1.000	5	5	10	8.5	2	3	1	0	0	10	12.5	
at UCF	1/16/18	*	35	8-15	.533	1-3	.333	0-0	.000	3	12	15	8.8	2	1	1	1	2	17	12.8	
ECU	01/20/18	*	26	6-14	.429	0-0	.000	2-3	.667	6	8	14	9.1	1	2	0	2	2	14	12.8	
TEMPLE	01/24/18	*	26	6-7	.857	2-2	1.000	3-6	.500	3	7	10	9.2	0	3	1	1	2	17	13.1	
at Memphis	1/27/18	*	35	5-14	.357	1-2	.500	7-13	.538	7	2	9	9.1	4	2	1	1	1	18	13.3	
HOUSTON	01/31/18	*	30	5-8	.625	2-3	.667	2-4	.500	2	8	10	9.2	4	2	0	3	1	14	13.3	
at UCONN	2/3/18	*	34	1-3	.333	0-1	.000	3-4	.750	1	5	6	9.0	3	2	1	1	0	5	13.0	
UCF	02/06/18	*	25	4-6	.667	1-3	.333	3-3	1.000	1	4	5	8.9	1	1	0	1	1	12	12.9	
at SMU	02/11/18	*	18	4-8	.500	1-1	1.000	2-3	.667	3	3	6	8.8	3	2	0	2	2	11	12.8	
at Houston	2/15/18	*	39	4-10	.400	0-1	.000	5-8	.625	1	6	7	8.7	4	2	3	0	1	13	12.8	
WICHITA STATE	02/18/18	*	37	3-7	.429	1-4	.250	4-4	1.000	1	7	8	8.7	3	3	0	1	3	11	12.8	
UCONN	02/22/18	*	20	6-7	.857	3-3	1.000	2-2	1.000	2	3	5	8.5	2	2	0	1	1	17	12.9	
TULSA	02/25/18	*	28	7-10	.700	2-2	1.000	1-2	.500	1	1	2	8.3	3	2	3	1	3	17	13.1	
at Tulane	03/01/18	*	23	2-8	.250	0-0	.000	0-0	.000	4	5	9	8.3	1	4	1	0	3	4	12.8	
at Wichita State	03/04/18	*	33	2-6	.333	0-1	.000	6-6	1.000	2	3	5	8.2	3	2	0	2	0	10	12.7	
vs SMU	03/09/18	*	30	4-7	.571	1-1	1.000	3-5	.600	2	9	11	8.3	1	1	4	1	0	12	12.7	
vs Memphis	3-10-18	*	34	6-11	.545	0-2	.000	5-9	.556	4	8	12	8.4	1	3	0	1	3	17	12.8	
vs Houston	3-11-18	*	33	5-8	.625	2-5	.400	8-11	.727	2	10	12	8.5	3	2	1	1	0	20	13.0	
vs Georgia State	03/16/18	*	39	4-7	.571	1-2	.500	2-2	1.000	3	10	13	8.7	1	2	0	1	2	11	12.9	
vs Nevada	03/18/18	*	29	5-6	.833	0-0	.000	1-2	.500	4	6	10	8.7	3	3	2	1	0	11	12.9	
Totals			36	1025	160-304	526	27-62	435	117-158	741	107	206	313	8.7	75	76	36	44	51	464	12.9

2016-17 (JUNIOR SEASON)

Opponent	Date	gs	min	Total		3-Pointers		Free throws		Rebounds				pf	a	t/o	blk	stl	pts	avg
				fg-fga	pct	3fg-fga	pct	ft-fa	pct	off	def	tot	avg							
BROWN	11/11/16 *	27	7-9	.778	0-1	.000	0-1	.000	3	6	9	9.0	0	4	1	2	3	14	14.0	
ALBANY	11/14/16 *	24	1-6	.167	0-1	.000	0-0	.000	1	3	4	6.5	4	1	1	2	1	2	8.0	
vs Rhode Island	11/19/16 *	36	1-5	.200	0-1	.000	2-2	1.000	3	3	6	6.3	2	2	0	0	0	4	6.7	
vs Penn State	11/20/16 *	20	4-4	1.000	1-1	1.000	0-0	.000	2	4	6	6.3	4	2	1	2	3	9	7.3	
SAIMFORD	11/23/16 *	35	4-8	.500	0-2	.000	5-10	.500	5	2	7	6.4	1	0	2	1	1	13	8.4	
LIPSCOMB	11/26/16 *	6	1-2	.500	0-0	.000	0-0	.000	0	2	2	5.7	1	0	0	0	0	2	7.3	
at Iowa State	12-01-16 *	37	5-8	.625	0-1	.000	1-2	.500	4	6	10	6.3	2	2	2	3	0	11	7.9	
BOWLING GREEN	12/04/16 *	24	3-6	.500	0-1	.000	2-2	1.000	3	3	6	6.3	0	3	2	1	1	8	7.9	
at Butler	12/10/16 *	34	7-13	.538	0-3	.000	0-2	.000	3	9	12	6.9	0	1	0	1	0	14	8.6	
TEXAS SOUTHERN	12/13/16 *	21	4-8	.500	0-0	.000	5-7	.714	2	1	3	6.5	3	6	1	0	2	13	9.0	
FAIRLEIGH DICKINSON	12/17/16 *	13	2-3	.667	0-0	.000	2-2	1.000	2	6	8	6.6	0	4	0	1	1	6	8.7	
MARSHALL	12/22/16 *	38	12-15	.800	1-1	1.000	1-4	.250	4	6	10	6.9	1	3	1	2	0	26	10.2	
at Temple	12/28/16 *	33	4-10	.400	0-1	.000	3-6	.500	2	4	6	6.8	3	1	3	2	1	11	10.2	
TULANE	01/01/17 *	20	2-4	.500	0-0	.000	0-0	.000	2	5	7	6.9	2	3	1	0	1	4	9.8	
at Houston	1/7/17 *	34	4-8	.500	2-4	.500	1-2	.500	4	4	8	6.9	1	2	1	3	0	11	9.9	
SMU	01/12/17 *	31	8-9	.889	2-3	.667	0-0	.000	2	3	5	6.8	2	2	0	0	1	18	10.4	
at East Carolina	01/15/17 *	27	3-6	.500	0-1	.000	2-2	1.000	4	5	9	6.9	3	1	1	0	1	8	10.2	
TEMPLE	01/18/17 *	35	2-5	.400	0-1	.000	3-3	1.000	4	3	7	6.9	1	8	3	2	1	7	10.1	
at Tulane	01/21/17 *	30	3-5	.600	0-0	.000	0-0	.000	3	3	6	6.9	2	2	1	1	0	6	9.8	
XAVIER	01/26/17 *	35	6-9	.667	0-1	.000	1-2	.500	5	6	11	7.1	4	3	2	0	2	13	10.0	
USF	01/29/17 *	14	2-3	.667	0-1	.000	2-2	1.000	6	2	8	7.1	2	3	1	0	0	6	9.8	
at Tulsa	02/01/17 *	37	3-5	.600	1-1	1.000	2-3	.667	5	7	12	7.4	2	2	2	1	1	9	9.8	
UCONN	02/04/17 *	29	8-14	.571	2-4	.500	2-2	1.000	4	7	11	7.5	0	3	0	2	0	20	10.2	
UCF	02/08/17 *	34	3-12	.250	0-3	.000	2-2	1.000	5	3	8	7.5	2	0	0	0	3	8	10.1	
at SMU	02/12/17 *	36	2-7	.286	1-2	.500	1-2	.500	2	10	12	7.7	0	3	2	1	1	6	10.0	
at USF	02/15/17 *	25	5-11	.455	0-0	.000	3-4	.750	5	9	14	8.0	2	0	2	4	2	13	10.1	
TULSA	02/18/17 *	30	5-8	.625	0-1	.000	4-4	1.000	2	6	8	8.0	3	2	2	1	0	14	10.2	
MEMPHIS	02/23/17 *	31	3-6	.500	1-2	.500	6-10	.600	3	6	9	8.0	2	3	2	1	1	13	10.3	
at UCF	2/26/17 *	17	1-4	.250	1-1	1.000	0-0	.000	3	0	3	7.8	4	0	1	1	0	3	10.1	
HOUSTON	03/02/17 *	30	5-9	.556	0-1	.000	4-6	.667	1	6	7	7.8	0	0	1	0	1	14	10.2	
at UConn	3/5/17 *	25	7-14	.500	1-4	.250	2-5	.400	5	9	14	8.0	2	0	1	0	3	17	10.4	
vs Tulsa	3/10/17 *	29	1-6	.167	0-1	.000	3-4	.750	1	1	2	7.8	3	1	0	3	2	5	10.3	
at UConn	3/11/17 *	34	5-9	.556	0-0	.000	15-16	.938	2	7	9	7.8	2	0	1	0	0	25	10.7	
vs SMU	3/12/17 *	35	3-8	.375	0-2	.000	4-4	1.000	1	8	9	7.9	3	1	0	1	0	10	10.7	
vs Kansas State	03/17/17 *	34	6-10	.600	1-2	.500	2-4	.500	2	5	7	7.9	1	2	3	1	1	15	10.8	
vs UCLA	03/19/17 *	31	4-7	.571	0-1	.000	3-4	.750	3	5	8	7.9	3	6	1	1	1	11	10.8	
Totals		35	1031	146-276	529	14-49	286	83-119	697	108	175	283	7.9	67	76	41	42	36	389	10.8



#13 TREVON SCOTT

FORWARD • 6-8 • 220 • R-SOPHOMORE • 1L • DARIEN, GA. (McINTOSH COUNTY ACADEMY)

2017-18 Season (R-Sophomore): Played in all 36 games as a reserve, averaging 3.1 points, 3.6 rebounds, and 0.9 assists in 12.5 minutes ... shot 55.4 percent (41 of 74) from the field ... scored a season-high 10 points on 3-of-7 shooting with six rebounds in 17 minutes at Tulane (3/1) ... posted nine points on 4-of-5 shooting with a season-high nine rebounds in 19 minutes against UConn (2/22) ... grabbed at least one rebound in 30 of 36 games ... named to the Bearcat Honor Roll and Dean's List during the fall 2017 semester.

2016-17 Season (R-Freshman): Played in 35 games as a reserve, averaging 3.1 points and 2.5 rebounds in 10.2 minutes ... shot 50 percent (45 of 90) from the field on the season ... scored a season-high 11 points on 5-of-10 shooting with seven rebounds and three assists in 18 minutes against Texas Southern (12/13) ... recorded 10 points on 5-of-5 shooting against Fairleigh Dickinson (12/17) ... registered 10 points on 5-of-6 shooting against Penn State (11/20) ... tallied nine points and nine rebounds with a season-best five assists and five blocks in a season-high 29 minutes against Lipscomb (11/26) ... recorded nine points, seven rebounds and a season-high five steals against USF (1/29) ... grabbed at least one rebound in 28 of 35 games played.

2015-16 Season (Freshman): Redshirted

Prior to Cincinnati: Named the Georgia Region 2A Player of the Year as a junior and senior ... tabbed first team all-region as a freshman and sophomore ... set the school scoring mark with 1,824 points while averaging 13.3 rebounds during his career at McIntosh County Academy in Darien, Georgia (population 1,880) ... averaged 21.6 points, 14.1 rebounds, 6.5 assists and 3.5 blocks as a senior ... posted 22.3 points, 13.7 rebounds, 6.7 assists and 3.7 blocks as a junior ... tabbed a three-star prospect by ESPN, Rivals.com and Scout.com and 247 Sports.

Personal: Born Nov. 25, 1996 in Brunswick, Georgia ... son of Anita and Eddie Scott ... has two sisters, Jada and Jadyn ... right-handed ...first named pronounced "TREVY-vaughn."

SEASON & CAREER STATISTICS

2017-18 SEASON		CAREER
10 at Tulane, 3/1/18	Pts	11 vs. Texas Southern, 12/13/16
7 at Tulane, 3/1/18	FG Atts	10 vs. Texas Southern, 12/13/16
4 vs. UConn, 2/22/18	FG Made	5, 3x (last vs. Fairleigh Dickinson, 12/17/16)
1 at SMU, 2/11/18	3PT-FG Atts	1, 4x (last at SMU, 2/11/18)
0	3PT-FG Made	1 vs. USF, 1/29/17
6 vs. UA-Pine Bluff, 12/19/17	FT Atts	6 vs. UA-Pine Bluff, 12/19/17
4, 2x (last at Tulane, 3/1/18)	FT Made	4, 2x (last at Tulane, 3/1/18)
9 vs. UConn, 2/22/18	Rebs	10 vs. Tulane, 1/1/17
6 vs. Western Carolina, 11/13/17	Assts	6 vs. Western Carolina, 11/13/17
2, 2x (last vs. UA-Pine Bluff, 12/19/17)	Stls	5 vs. USF, 1/29/17
1, 7x (last vs. Houston, 3/11/18)	Blks	5 vs. Lipscomb, 11/26/16
21 vs. Tulsa, 2/25/18	Mins	29 vs. Lipscomb, 11/26/16

MISCELLANEOUS STATISTICS

CATEGORY	2016-17	2017-18	CAREER
Double-Figure Scoring Games	3	1	4
Double-Figure Rebounding Games	1	0	1
Double-Double Games	0	0	0
20-Point Scoring Games	0	0	0
Games Led UC in Scoring	0	0	0
Games Led UC in Rebounding	2	5	7
Games Led UC in Assists	1	2	3
Games With 3+ Assists	2	6	8
Games With 3+ Blocks	1	0	1
Games With 3+ Steals	1	0	1
Games With 3+ Three-Pointers	0	0	0


GAME-BY-GAME STATISTICS

2017-18 (R-SOPHOMORE SEASON)

Opponent	Date	gs	min	Total		3-Pointers		Free throws		Rebounds				pf	a	t/o	blk	stl	pts	avg
				fg-fga	pct	3fg-fga	pct	ft-fa	pct	off	def	tot	avg							
SAVANNAH STATE	11/10/17	12	1-2	500	0-0	.000	2-2	1,000	1	2	3	3.0	2	3	1	0	1	4	4.0	
WESTERN CAROLINA	11/13/17	18	2-2	1,000	0-0	.000	2-3	.667	1	5	6	4.5	3	6	3	1	2	6	5.0	
COPPIN STATE	11/16/17	12	2-2	1,000	0-0	.000	2-2	1,000	2	3	5	4.7	0	3	0	0	1	6	5.3	
vs Buffalo	11/20/17	6	0-0	.000	0-0	.000	0-0	.000	0	0	0	3.5	1	0	2	0	1	0	4.0	
vs Richmond	11/21/17	20	1-1	1,000	0-0	.000	2-4	.500	0	3	3	3.4	2	0	1	0	1	4	4.0	
vs Wyoming	11/22/17	12	1-2	500	0-0	.000	0-0	.000	0	4	4	3.5	0	0	1	0	0	2	3.7	
ALABAMA STATE	11/27/17	15	2-3	.667	0-0	.000	1-2	.500	3	4	7	4.0	0	1	1	0	0	5	3.9	
at Xavier	12/02/17	18	2-2	1,000	0-0	.000	0-0	.000	4	3	7	4.4	3	1	1	1	1	4	3.9	
vs Florida	12/09/17	19	0-1	.000	0-0	.000	0-0	.000	1	1	2	4.1	1	0	1	0	0	0	3.4	
MISSISSIPPI ST.	12/12/17	6	0-0	.000	0-0	.000	0-0	.000	0	0	0	3.7	1	1	0	0	0	0	3.1	
at UCLA	12/16/17	5	0-0	.000	0-0	.000	0-0	.000	1	0	1	3.5	1	0	0	0	0	0	2.8	
UA-PINE BLUFF	12/19/17	14	1-3	.333	0-0	.000	4-6	.667	4	1	5	3.6	0	3	0	0	2	6	3.1	
CLEVELAND STATE	12/21/17	10	1-1	1,000	0-0	.000	0-0	.000	0	0	0	3.3	0	0	0	1	0	2	3.0	
MEMPHIS	12/31/17	13	0-0	.000	0-0	.000	1-2	.500	2	1	3	3.3	0	3	0	0	1	1	2.9	
at Temple	01/04/18	4	0-0	.000	0-0	.000	2-2	1,000	1	1	2	3.2	0	0	4	0	0	2	2.8	
SMU	01/07/18	17	2-2	1,000	0-0	.000	0-2	.000	0	4	4	3.3	0	1	0	1	1	4	2.9	
at USF	1/13/18	8	0-0	.000	0-0	.000	1-2	.500	0	1	1	3.1	2	0	0	0	1	1	2.8	
at UCF	1/16/18	10	1-1	1,000	0-0	.000	0-0	.000	2	0	2	3.1	0	0	0	0	0	2	2.7	
ECU	01/20/18	14	1-2	500	0-0	.000	3-6	.500	1	6	7	3.3	2	0	0	0	0	5	2.8	
TEMPLE	01/24/18	13	1-3	.333	0-0	.000	0-0	.000	4	2	6	3.4	2	0	1	1	1	2	2.8	
at Memphis	1/27/18	4	1-1	1,000	0-0	.000	0-0	.000	0	0	0	3.2	0	1	1	0	0	2	2.8	
HOUSTON	01/31/18	13	0-2	.000	0-0	.000	0-1	.000	2	2	4	3.3	1	0	0	0	0	0	2.6	
at UCONN	2/3/18	7	0-0	.000	0-0	.000	2-2	1,000	0	2	2	3.2	0	0	0	0	0	2	2.6	
UCF	02/06/18	14	2-4	.500	0-0	.000	0-1	.000	3	5	8	3.4	1	2	0	0	0	4	2.7	
at SMU	02/11/18	18	1-5	.200	0-1	.000	0-0	.000	3	2	5	3.5	2	4	0	0	1	2	2.6	
at Houston	2/15/18	6	1-1	1,000	0-0	.000	0-0	.000	0	0	0	3.3	0	0	1	0	0	2	2.6	
WICHITA STATE	02/18/18	4	1-1	1,000	0-0	.000	0-0	.000	0	0	0	3.2	1	0	0	0	0	2	2.6	
UCONN	02/22/18	19	4-5	.800	0-0	.000	1-4	.250	2	7	9	3.4	2	2	2	0	0	9	2.8	
TULSA	02/25/18	21	0-3	.000	0-0	.000	0-0	.000	3	4	7	3.6	3	0	1	1	0	0	2.7	
at Tulane	03/01/18	17	3-7	.429	0-0	.000	4-4	1,000	2	4	6	3.6	1	0	1	0	1	10	3.0	
at Wichita State	03/04/18	7	1-2	.500	0-0	.000	0-0	.000	2	1	3	3.6	0	0	0	0	0	2	2.9	
vs SMU	03/09/18	12	3-5	.600	0-0	.000	1-2	.500	2	1	3	3.6	0	0	0	0	0	7	3.1	
vs Memphis	3-10-18	18	3-6	.500	0-0	.000	0-0	.000	1	3	4	3.6	2	1	0	0	0	6	3.2	
vs Houston	3-11-18	16	0-2	.000	0-0	.000	0-0	.000	0	1	1	3.5	2	0	0	1	0	0	3.1	
vs Georgia State	03/16/18	10	1-1	1,000	0-0	.000	0-0	.000	1	2	3	3.5	0	0	0	0	0	2	3.0	
vs Nevada	03/18/18	17	2-2	1,000	0-0	.000	0-0	.000	2	3	5	3.6	3	0	0	0	0	4	3.1	
Totals		0	449	41-74	.554	0-1	.000	28-47	.596	50	78	128	3.6	38	32	22	7	15	110	3.1

2016-17 (R-FRESHMAN SEASON)

Opponent	Date	gs	min	Total		3-Pointers		Free throws		Rebounds				pf	a	t/o	blk	stl	pts	avg
				fg	fga	pct	3fg	fga	pct	ft	fta	pct	off							
BROWN	11/11/16	9	2-3	.667	0-0	.000	2-3	.667	0	2	2	2.0	1	0	0	1	0	6	6.0	
ALBANY	11/14/16	7	2-3	.667	0-0	.000	0-0	.000	2	1	3	2.5	0	0	0	1	0	4	5.0	
vs Rhode Island	11/19/16	0	0-0	.000	0-0	.000	0-0	.000	0	0	0	1.7	0	0	0	0	0	0	3.3	
vs Penn State	11/20/16	18	5-6	.833	0-0	.000	0-0	.000	2	1	3	2.0	1	1	0	1	0	10	5.0	
SAMFORD	11/23/16	7	0-2	.000	0-0	.000	0-0	.000	0	2	2	2.0	0	0	0	0	0	0	4.0	
LIPSCOMB	11/26/16	29	3-6	.500	0-0	.000	3-5	.600	4	5	9	3.2	2	5	2	5	0	9	4.8	
at Iowa State	12-01-16	12	0-1	.000	0-0	.000	0-0	.000	2	1	3	3.1	0	1	1	0	0	0	4.1	
BOWLING GREEN	12/04/16	14	1-4	.250	0-0	.000	0-0	.000	0	4	4	3.3	1	1	0	0	2	2	3.9	
at Butler	12/10/16	11	0-1	.000	0-0	.000	0-0	.000	0	3	3	3.2	0	0	0	0	0	0	3.4	
TEXAS SOUTHERN	12/13/16	18	5-10	.500	0-1	.000	1-2	.500	1	6	7	3.6	1	3	0	1	1	11	4.2	
FAIRLEIGH DICKINSON	12/17/16	15	5-5	1.000	0-0	.000	0-4	.000	1	2	3	3.5	1	2	0	1	0	10	4.7	
MARSHALL	12/22/16	26	3-6	.500	0-0	.000	2-5	.400	1	4	5	3.7	2	1	3	1	1	8	5.0	
at Temple	12/28/16	21	2-3	.667	0-0	.000	1-1	1.000	1	5	6	3.8	0	0	2	1	2	5	5.0	
TULANE	01/01/17	20	2-5	.400	0-1	.000	2-2	1.000	2	8	10	4.3	1	1	1	0	0	6	5.1	
at Houston	1/17/17	6	0-0	.000	0-0	.000	0-0	.000	0	0	0	4.0	2	0	0	1	0	0	4.7	
SMU	01/12/17	15	2-4	.500	0-0	.000	0-0	.000	0	2	2	3.9	0	0	0	1	0	4	4.7	
at East Carolina	01/15/17	8	0-2	.000	0-0	.000	0-0	.000	0	3	3	3.8	0	1	2	0	0	0	4.4	
TEMPLE	01/18/17	5	1-1	1.000	0-0	.000	0-0	.000	1	0	1	3.7	1	0	1	0	0	2	4.3	
at Tulane	01/21/17	10	3-5	.600	0-0	.000	1-2	.500	1	2	3	3.6	0	0	1	0	0	7	4.4	
XAVIER	01/26/17	4	0-2	.000	0-0	.000	0-0	.000	1	0	1	3.5	1	0	0	0	0	0	4.2	
USF	01/29/17	17	4-8	.500	1-1	1.000	0-2	.000	2	5	7	3.7	2	1	0	0	5	9	4.4	
at Tulsa	02/01/17	6	0-0	.000	0-0	.000	0-0	.000	0	0	0	3.5	0	1	0	0	1	0	4.2	
UConn	02/04/17	10	0-0	.000	0-0	.000	2-4	.500	1	1	2	3.4	0	2	0	0	0	0	2.1	
UCF	02/08/17	6	1-2	.500	0-0	.000	0-0	.000	1	0	1	3.3	3	0	0	0	0	2	4.0	
at SMU	02/12/17	4	0-0	.000	0-0	.000	0-0	.000	0	0	0	3.2	0	0	0	0	0	0	3.9	
at USF	02/15/17	7	0-0	.000	0-0	.000	0-0	.000	0	1	1	3.1	1	0	1	1	2	0	3.7	
TULSA	02/18/17	10	0-0	.000	0-0	.000	0-0	.000	0	1	1	3.0	0	0	1	0	2	0	3.6	
MEMPHIS	02/23/17	8	2-2	1.000	0-0	.000	2-2	1.000	0	1	1	3.0	0	0	0	0	1	6	3.7	
at UCF	2/26/17	2	0-1	.000	0-0	.000	0-0	.000	0	0	0	2.9	2	0	1	0	0	0	3.6	
HOUSTON	03/02/17	8	1-3	.333	0-0	.000	0-0	.000	0	1	1	2.8	1	0	0	0	0	2	3.5	
at UConn	3/5/17	5	0-3	.000	0-0	.000	0-0	.000	0	1	1	2.7	0	0	0	0	0	0	3.4	
vs Tulsa	3/10/17	11	1-2	.500	0-0	.000	0-0	.000	1	1	2	2.7	2	0	0	0	0	2	3.3	
at UConn	3/11/17	3	0-0	.000	0-0	.000	0-0	.000	0	0	0	2.6	0	0	0	0	0	0	3.2	
vs SMU	3/12/17	1	0-0	.000	0-0	.000	0-0	.000	0	0	0	2.6	0	0	0	0	0	0	3.1	
vs UCLA	03/19/17	3	0-0	.000	0-0	.000	0-0	.000	0	1	1	2.5	0	0	0	0	0	0	3.1	
Totals		0	356	45-90	.500	1-3	.333	16-32	.500	24	64	88	2.5	25	20	16	15	17	107	3.1



#14 JACKSON BART

FORWARD • 6-5 • 215 • R-SOPHOMORE • 1L • OKLAHOMA CITY, OKLA. (ORAL ROBERTS)

2017-18 Season (R-Sophomore): Played in 12 games as a walk-on reserve, averaging 0.5 points and 0.2 rebounds ... scored his first collegiate points, hitting a three-pointer at the buzzer against Richmond (11/21) in the semifinals of the Cayman Islands Classic ... hit a three-pointer against Alabama State (11/27) ... grabbed his first collegiate rebound against Memphis (12/31) ... saw two minutes of action against Western Carolina (11/13), Temple (1/24) and UCF (2/6) ... named to the Bearcat Honor Roll and Dean's List during the fall 2017 semester.

2016-17 Season (R-Freshman): Played in eight games as a walk-on reserve, averaging 1.4 minutes ... attempted a pair of three-pointers against Tulane (1/1) ... saw a season-high three minutes of action against USF (1/29).

Prior to Cincinnati: Was redshirted his freshman season at Oral Roberts (2014-15) ... did not attend college during the 2015-16 academic year ... averaged 9.5 points and 8.0 rebounds as a senior at Bartlesville High School in 2013-14 ... helped guide the Bruins to a regional championship, state tournament appearance and 23-4 record as a sophomore ... earned all-state accolades by the OCA/OBCA and Oklahoma Indian as a senior and was tabbed a Frontier Valley Conference Academic First Team selection ... twice named to the Arvest Invitational All-Tournament Team and also earned Conestoga Energy Classic All-Tournament honors ... holds school records for charges taken in a game (four), season (31) and career (50) ... coached by his father, Tim.

Personal: Born Jan. 11, 1996 in Oklahoma City, Oklahoma ... son of Tim and Kristi Bart ... father served as an assistant coach at Oral Roberts (1987-91) ... cousin, Chase Williams played football at Oklahoma during the 1999 campaign ... left-handed.

SEASON & CAREER STATISTICS

2017-18 SEASON		CAREER
3, 2x (last vs. Alabama State, 11/27/17)	Pts	3, 2x (last vs. Alabama State, 11/27/17)
2, 2x (last vs. Richmond, 11/21/17)	FG Atts	2, 3x (last vs. Richmond, 11/21/17)
1, 2x (last vs. Alabama State, 11/27/17)	FG Made	1, 2x (last vs. Alabama State, 11/27/17)
2 vs. Western Carolina, 11/13/17	3PT-FG Atts	2, 2x (last vs. Western Carolina, 11/13/17)
1, 2x (last vs. Alabama State, 11/27/17)	3PT-FG Made	1, 2x (last vs. Alabama State, 11/27/17)
0	FT Atts	0
0	FT Made	0
1, 2x (last, vs. UCF, 2/6/18)	Rebs	1, 2x (last, vs. UCF, 2/6/18)
0	Assts	0
0	Stls	0
0	Blks	0
2, 2x (last, vs UCF, 2/6/18)	Mins	3 vs. USF, 1/29/17

MISCELLANEOUS STATISTICS

CATEGORY	2016-17	2017-18	CAREER
Double-Figure Scoring Games	0	0	0
Double-Figure Rebounding Games	0	0	0
Double-Double Games	0	0	0
20-Point Scoring Games	0	0	0
Games Led UC in Scoring	0	0	0
Games Led UC in Rebounding	0	0	0
Games Led UC in Assists	0	0	0
Games With 3+ Assists	0	0	0
Games With 3+ Blocks	0	0	0
Games With 3+ Steals	0	0	0
Games With 3+ Three-Pointers	0	0	0

GAME-BY-GAME STATISTICS

2017-18 (R-SOPHOMORE SEASON)


Opponent	Date	gs	min	Total		3-Pointers		Free throws		Rebounds				pf	a	t/o	blk	stl	pts	avg
				fg-fga	pct	3fg-fga	pct	ft-fga	pct	off	def	tot	avg							
SAVANNAH STATE	11/10/17	1	0-0	.000	0-0	.000	0-0	.000	0	0	0	0.0	0	0	0	0	0	0	0	0.0
WESTERN CAROLINA	11/13/17	2	0-2	.000	0-2	.000	0-0	.000	0	0	0	0.0	0	0	0	0	0	0	0	0.0
COPPIN STATE	11/16/17	1	0-0	.000	0-0	.000	0-0	.000	0	0	0	0.0	0	0	0	0	0	0	0	0.0
vs Richmond	11/21/17	1	1-2	.500	1-1	1.000	0-0	.000	0	0	0	0.0	0	0	0	0	0	0	3	0.8
vs Wyoming	11/22/17	1	0-0	.000	0-0	.000	0-0	.000	0	0	0	0.0	0	0	0	0	0	0	0	0.6
ALABAMA STATE	11/27/17	1	1-1	1.000	1-1	1.000	0-0	.000	0	0	0	0.0	0	0	0	0	0	0	3	1.0
UA-PINE BLUFF	12/19/17	1	0-0	.000	0-0	.000	0-0	.000	0	0	0	0.0	0	0	0	0	0	0	0	0.9
CLEVELAND STATE	12/21/17	1	0-0	.000	0-0	.000	0-0	.000	0	0	0	0.0	0	0	0	0	0	0	0	0.8
MEMPHIS	12/31/17	1	0-0	.000	0-0	.000	0-0	.000	1	0	1	0.1	0	0	0	0	0	0	0	0.7
TEMPLE	01/24/18	2	0-0	.000	0-0	.000	0-0	.000	0	0	0	0.1	0	0	0	0	0	0	0	0.6
UCF	02/06/18	2	0-0	.000	0-0	.000	0-0	.000	0	1	1	0.2	0	0	0	0	0	0	0	0.5
UCONN	02/22/18	1	0-1	.000	0-1	.000	0-0	.000	0	0	0	0.2	0	0	0	0	0	0	0	0.5
Totals		0	15	2-6	.333	2-5	.400	0-0	.000	1	1	2	0.2	0	0	0	0	0	6	0.5

2016-17 (R-FRESHMAN SEASON)

Opponent	Date	gs	min	Total		3-Pointers		Free throws		Rebounds				pf	a	t/o	blk	stl	pts	avg
				fg-fga	pct	3fg-fga	pct	ft-fga	pct	off	def	tot	avg							
ALBANY	11/14/16	1	0-0	.000	0-0	.000	0-0	.000	0	0	0	0.0	0	0	0	0	0	0	0	0.0
LIPSCOMB	11/26/16	1	0-0	.000	0-0	.000	0-0	.000	0	0	0	0.0	0	0	0	0	0	0	0	0.0
BOWLING GREEN	12/04/16	1	0-0	.000	0-0	.000	0-0	.000	0	0	0	0.0	0	0	0	0	0	0	0	0.0
TEXAS SOUTHERN	12/13/16	1	0-0	.000	0-0	.000	0-0	.000	0	0	0	0.0	0	0	0	1	0	0	0	0.0
FAIRLEIGH DICKINSON	12/17/16	2	0-0	.000	0-0	.000	0-0	.000	0	0	0	0.0	0	0	0	1	0	0	0	0.0
TULANE	01/01/17	2	0-2	.000	0-2	.000	0-0	.000	0	0	0	0.0	0	0	0	0	0	0	0	0.0
USF	01/29/17	3	0-0	.000	0-0	.000	0-0	.000	0	0	0	0.0	0	0	0	0	0	0	0	0.0
HOUSTON	03/02/17	0	0-0	.000	0-0	.000	0-0	.000	0	0	0	0.0	0	0	0	0	0	0	0	0.0
Totals		0	11	0-2	.000	0-2	.000	0-0	.000	0	0	0	0.0	2	0	0	0	0	0	0.0

CAREER STATISTICS

			Total		3-Point		F-Throws		Rebounds											Scoring	
Season	gp-gs	min/avg	fg-fga	pct	fg-fga	pct	ft-fga	pct	off	def	tot	avg	pf	fo	ast	to	blk	stl	pts	avg	
2016-17	8-0	11/1.4	0-2	.000	0-2	.000	0-0	.000	0	0	0	0.0	2	0	0	0	0	0	0	0.0	
2017-18	12-0	15/1.3	2-6	.333	2-5	.400	0-0	.000	1	1	2	0.2	0	0	0	0	0	0	6	0.5	
TOTAL	20-0	26/1.3	2-8	.250	2-7	.286	0-0	.000	1	1	2	0.1	2	0	0	0	0	0	6	0.3	



#15 CANE BROOME

GUARD • 6-0 • 165 • JUNIOR • TR • EAST HARTFORD, CONN. (SACRED HEART)

CONFERENCE AWARDS

- » Player of the Year Northeastern Conference (2015-16)
- » First Team (2015-16)
- » All-Rookie Team (2014-15)
- » Player of the Week (NEC: 4X: 2/22/16, 1/5/16, 11/16/15, 12/8/14)
- » Rookie of the Week (NEC: 5X: 3/2/15, 2/23/15, 1/26/15, 12/22/14, 12/8/14)

OTHER HONORS

- » AP Honorable Mention All-American (2015-16)
- » USBWA All-District I First Team (2015-16)
- » All-ECAC First Team
- » NABC All-District 18 First Team (2015-16)

2017-18 Season (Junior): Started three of 34 games played, serving most of the season as the Bearcats' sixth starter, averaging 7.9 points, shooting 46.3 percent (95 of 205) from the floor with 2.8 assists and 1.5 rebounds in 20.5 minutes ... ranked 13th in the league with 2.9 assists during conference play, handing out 46 assists with only 19 turnovers in 20.5 minutes ... scored in double figures in 13 games ... scored 17 points twice against Savannah State (11/10) and Arkansas-Pine Bluff (12/19) ... scored his most points in a league game with 16 against No. 19 Wichita State (2/18), making 7 of 10 shots with a pair of threes ... scored 12 of his 16 points in the first half at No. 21 Xavier (12/2) ... tallied a team-high 15 points on 6-of-8 shooting against No. 5 Florida (12/9) ... handed out five or more assists seven times ... hit a season-high five three-pointers against Savannah State (11/10).

2016-17 Season (Junior): Sat out the 2016-17 season due to NCAA transfer rules.

Prior to Cincinnati: Earned numerous regional and national honors during the 2015-16 season, including Associated Press Honorable Mention All-America, United States Basketball Writers' Association (USBWA) All-District I, First Team All-ECAC, National Association of Basketball Coaches (NABC) All-District 18 accolades and First Team All-MET Basketball Writers' Association accolades ... named the 2015-16 Northeast Conference Player of the Year after ranking eighth in the nation in scoring at 23.1 points per game to go with 4.9 rebounds, 2.9 assists and 1.7 steals in 37.5 minutes for Sacred Heart ... became first underclassman voted NEC Player of the Year since 1992 ... broke the league's sophomore scoring record, becoming the first second-year player in the NEC to average at least 22.0 points per game since 1988-89 ... led all active sophomores in the country with 1,157 career points following the 2015-16 campaign ... scored 30 or more points five times during the 2015-16 season, including a 39-point effort at Fairleigh Dickinson on Feb. 20 ... ranking among the NEC leaders in points (first at 23.1), minutes played (first at 37.5), free-throw attempts (first at 203), three-pointers made (fourth at 2.2), steals (fifth at 1.7), assists (10th at 2.9) and free-throw percentage (14th at .768) in 2015-16 ... named to the NEC All-Rookie Team in 2014-15, ranking eighth in the league, averaging 14.2 points ... named NEC Rookie of the Week five times and NEC Player of the Week once as a freshman ... earned all-state honors and was a two-time all-conference performer at East Hartford High School averaging 27.0 points and 5.0 assists for the Hornets ... named a McDonald's All-American nominee and received NEPSAC AAA Honorable Mention accolades at Saint Thomas More, averaging 12.5 points and 6.0 assists.

Personal: Born Nov. 29, 1994 in Hartford, Connecticut ... Son of April Walden-Broome and Sam Broome ... Has a sister, Canei ... left-handed.

SEASON & CAREER STATISTICS

2017-18 SEASON

17, 2x (last vs. UA-Pine Bluff, 12/19/17)	Pts	39 at Fairleigh Dickinson, 2/20/16•
12 at Xavier, 12/2/17	FG Atts	25, 2x (last vs. LIU Brooklyn, 3/2/16)•
7 vs. Wichita State, 2/18/18	FG Made	15 vs. LIU Brooklyn, 3/2/16•
9 vs. Savannah State, 11/10/17	3PT-FG Atts	13 at LIU Brooklyn, 1/27/16•
5 vs. Savannah State, 11/10/17	3PT-FG Made	6 at LIU Brooklyn, 1/27/16•
6 at Xavier, 12/2/17	FT Atts	22 at Fairleigh Dickinson, 2/20/16•
4, 3x (last vs. SMU, 3/9/18)	FT Made	15 at Fairleigh Dickinson, 2/20/16•
4 vs. Savannah State, 11/10/17	Rebs	10, 2x (last at Bryant, 2/18/16)•
6, 3x (last at Memphis, 1/27/18)	Assts	6, 5x (last at Memphis, 1/27/18)
3, 2x (last vs. UCF, 2/6/18)	Stls	4, 4x (last vs. Wagner, 1/9/16)•
1, 2x (last vs. Tulsa, 2/25/18)	Blks	2 at Brown, 12/28/14•
28, 4x (last at Wichita State, 3/4/18)	Mins	44 at Bryant, 3/4/15•


MISCELLANEOUS STATISTICS

CATEGORY	2014-15•	2015-16•	2017-18	CAREER
Double-Figure Scoring Games	23	29	13	65
Double-Figure Rebounding Games	0	2	0	2
Double-Double Games	0	2	0	2
20-Point Scoring Games	6	20	0	26
Games Led Team in Scoring	10	25	3	38
Games Led Team in Rebounding	3	5	0	8
Games Led Team in Assists	3	14	11	28
Games With 3+ Assists	15	18	18	51
Games With 3+ Blocks	0	0	0	0
Games With 3+ Steals	5	9	2	17
Games With 3+ Three-Pointers	5	12	3	20

• - Statistics from player career at Sacred Heart

CAREER STATISTICS

			Total		3-Point		F-Throws		Rebounds										Scoring	
Season	gp-gs	min/avg	fg-fga	pct	fg-fga	pct	ft-fa	pct	off	def	tot	avg	pf	fo	ast	to	blk	stl	pts	avg
2014-15*	31-30	984/31.7	158-358	.441	42-128	.328	84-113	.743	15	107	122	3.9	62	1	77	71	6	33	442	14.3
2015-16*	30-30	1124/37.5	236-530	.445	66-212	.311	156-203	.768	17	131	148	4.9	71	2	88	115	0	51	694	23.1
2017-18	34-3	698/20.5	95-205	.463	32-82	.390	46-65	.708	16	36	52	1.5	44	0	95	51	2	31	268	7.9
TOTAL	34-3	698/20.5	95-205	.463	32-82	.390	46-65	.708	16	36	52	1.5	44	0	95	51	2	31	268	7.9
All*	95-63	2806/29.5	489-1093	.447	140-422	.332	286-381	.751	48	274	322	3.4	177	3	260	237	8	115	1404	14.8



#15 CANE BROOME

GUARD • 6-0 • 165 • JUNIOR • TR • EAST HARTFORD, CONN. (SACRED HEART)

GAME-BY-GAME STATISTICS

2017-18 (JUNIOR SEASON)


Opponent	Date	gs	min	Total		3-Pointers		Free throws		Rebounds		pf	a	tlo	blk	stl	pts	avg
				fg-fga	pct	fg-fga	pct	ft-fa	pct	off	def							
SAVANNAH STATE	11/10/17	*	20	6-11	.545	5-9	.556	0-0	.000	0	4	4	4.0	2	4	6	0	17 17.0
WESTERN CAROLINA	11/13/17	*	20	6-11	.545	2-3	.667	1-2	.500	1	1	2	3.0	2	4	0	3 15 16.0	
COPPIN STATE	11/16/17	*	21	1-3	.333	0-1	.000	2-4	.500	0	1	1	2.3	0	2	1	0 1 4 12.0	
vs Buffalo	11/20/17	*	12	0-1	.000	0-0	.000	2-2	1.000	0	2	2	2.3	3	1	2	0 1 2 9.5	
vs Richmond	11/21/17		23	5-7	.714	0-0	.000	3-4	.750	0	2	2	2.2	2	1	5	0 2 13 10.2	
vs Wyoming	11/22/17		14	4-8	.500	0-1	.000	2-2	1.000	2	0	2	2.2	2	3	2	0 2 10 10.2	
ALABAMA STATE	11/27/17		17	1-5	.200	0-2	.000	0-0	.000	0	0	0	1.9	1	4	0	0 0 2 9.0	
at Xavier	12/02/17		27	6-12	.500	1-4	.250	3-6	.500	0	2	2	1.9	4	5	2	0 1 16 9.9	
vs Florida	12/09/17		28	6-8	.750	1-2	.500	2-4	.500	0	3	3	2.0	2	0	2	1 2 15 10.4	
MISSISSIPPI ST.	12/12/17		20	1-4	.250	0-1	.000	0-0	.000	0	0	0	1.8	1	4	2	0 2 2 9.6	
at UCLA	12/16/17		20	2-6	.333	1-2	.500	4-4	1.000	1	1	2	1.8	0	3	1	0 1 9 9.5	
UA-PINE BLUFF	12/19/17		26	6-9	.667	3-5	.600	2-2	1.000	2	1	3	1.9	3	3	1	0 1 17 10.2	
CLEVELAND STATE	12/21/17		17	1-3	.333	1-2	.500	2-2	1.000	1	1	2	1.9	2	6	1	0 1 5 9.8	
SMU	01/07/18		12	0-3	.000	0-2	.000	3-4	.750	1	0	1	1.9	4	2	3	0 1 3 9.3	
at USF	1/13/18		21	1-2	.500	1-2	.500	3-5	.600	0	0	0	1.7	0	4	1	0 1 6 9.1	
at UCF	1/16/18		21	1-7	.143	1-3	.333	0-0	.000	0	2	2	1.8	1	5	2	0 0 3 8.7	
ECU	01/20/18		28	3-7	.429	1-2	.500	0-0	.000	2	1	3	1.8	0	6	0	0 1 7 8.6	
TEMPLE	01/24/18		12	1-3	.333	1-2	.500	0-0	.000	0	0	0	1.7	0	2	1	0 1 3 8.3	
at Memphis	1/27/18		28	3-7	.429	2-4	.500	1-3	.333	0	0	0	1.6	4	6	1	0 0 9 8.3	
HOUSTON	01/31/18		21	2-5	.400	0-2	.000	0-0	.000	1	1	2	1.7	0	1	2	0 0 4 8.1	
at UCONN	2/3/18		24	4-10	.400	2-4	.500	0-1	.000	0	0	0	1.6	0	3	2	0 1 10 8.2	
UCF	02/06/18		13	1-7	.143	1-5	.200	0-0	.000	0	0	0	1.5	0	5	2	0 3 3 7.7	
at SMU	02/11/18		17	0-1	.000	0-0	.000	3-5	.600	0	1	1	1.5	0	1	0	0 0 3 8.0	
at Houston	2/15/18		6	0-0	.000	0-0	.000	0-0	.000	0	0	0	1.4	2	1	0	0 0 0 7.4	
WICHITA STATE	02/18/18		28	7-10	.700	2-3	.667	0-1	.000	0	2	2	1.4	1	1	2	0 0 16 7.8	
UCONN	02/22/18		24	4-7	.571	1-3	.333	4-4	1.000	1	2	3	1.5	1	4	1	0 1 13 8.0	
TULSA	02/25/18		20	5-7	.714	3-4	.750	2-2	1.000	0	1	1	1.5	2	4	1	0 1 15 8.2	
at Tulane	03/01/18		25	6-7	.857	1-1	1.000	0-0	.000	1	2	3	1.5	2	0	0	0 1 13 8.4	
at Wichita State	03/04/18		28	3-7	.429	0-1	.000	0-0	.000	0	1	1	1.5	1	1	1	0 1 6 8.3	
vs SMU	03/09/18		24	4-9	.444	1-4	.250	4-5	.800	2	1	3	1.6	1	2	0	0 0 13 8.5	
vs Memphis	3-10-18		22	2-6	.333	1-5	.200	0-0	.000	1	0	1	1.5	0	5	1	0 1 5 8.4	
vs Houston	3-11-18		23	2-3	.667	0-0	.000	0-0	.000	0	2	2	1.6	0	0	2	0 1 4 8.2	
vs Georgia State	03/16/18		19	0-3	.000	0-2	.000	0-0	.000	0	0	0	1.5	0	1	2	0 1 0 8.0	
vs Nevada	03/18/18		17	1-6	.167	0-1	.000	3-3	1.000	0	2	2	1.5	1	1	2	0 0 5 7.9	
Totals			3	698	95-205	.463	32-82	.390	46-65	.708	16	36	52	1.5	44	95	51	2 31 268 7.9

2015-16 (SOPHOMORE SEASON)

Opponent	Date	S	Min	TOTAL		3PTERS		REBOUNDS									
				FG-FGA	Pct	3FG-FGA	Pct	FT-FTA	Pct	Off-Def	Tot	Avg	PF-FO	A	TLO	Bk	Stl
vs Quinnipiac	11/13/15	*	37	7-16	.438	1-6	.167	12-20	.600	0-6-6	6.0	3-0	0	1	0	4	27-27.0
at Yale	11/16/15	*	39	10-14	.714	3-7	.429	9-9	1.000	0-2-2	4.0	1-0	5	7	0	1	32-29.5
at UMass-Lowell	11/18/15	*	39	6-12	.500	1-5	.200	7-10	.700	1-9-10	6.0	2-0	3	5	0	1	20-26.3
at Fairfield	11/21/15	*	39	5-17	.294	3-9	.333	5-6	.833	0-3-3	5.3	1-0	4	3	0	1	18-24.3
at Holy Cross	11/25/15	*	39	7-14	.500	4-9	.444	1-2	.500	0-6-6	5.4	4-0	4	4	0	1	19-23.2
at UConn	12/2/15	*	37	3-16	.188	1-7	.143	0-0	.000	0-6-6	5.5	2-0	2	2	0	1	7-20.5
at Towson	12/5/15	*	34	3-13	.231	1-4	.250	3-4	.750	0-4-4	5.3	1-0	5	1	0	4	10-19.0
LAFAYETTE	12/12/15	*	38	7-20	.350	1-8	.125	5-6	.833	1-1-2	4.9	4-0	2	5	0	4	20-19.1
at Hartford	12/14/15	*	31	6-14	.429	3-9	.333	0-0	.000	0-6-6	5.0	4-0	4	5	0	1	15-18.7
at Northwestern	12/21/15	*	37	9-20	.450	5-11	.455	3-7	.429	1-2-3	4.8	3-0	2	6	0	1	26-19.4
at Hofstra	12/28/15	*	38	11-23	.478	3-10	.300	0-0	.000	2-6-8	5.1	1-0	2	5	0	1	25-19.9
at Robert Morris	1/2/16	*	40	11-22	.500	3-7	.429	8-9	.889	1-7-8	5.3	2-0	1	2	0	3	33-21.0
at Saint Francis	1/4/16	*	40	9-21	.429	1-4	.250	10-12	.833	0-4-4	5.2	4-0	3	4	0	1	29-21.6
FAIRLEIGH DICKINSON	1/7/16	*	40	8-15	.533	2-5	.400	6-10	.600	0-2-2	5.0	2-0	3	4	0	3	24-21.8
WAGNER	1/9/16	*	37	3-14	.214	2-7	.286	3-3	1.000	0-0-0	4.7	3-0	2	2	0	4	11-21.1
at Central Conn	1/14/16	*	38	10-17	.588	2-5	.400	2-2	1.000	1-1-2	4.5	4-0	3	3	0	0	24-21.3
at St. Francis Brooklyn	1/16/16	*	34	5-15	.333	2-6	.333	6-7	.857	1-4-5	4.5	0-0	2	2	0	0	18-21.1
MOUNT ST. MARY'S	1/21/16	*	37	9-19	.474	1-5	.200	5-5	1.000	0-6-6	4.6	2-0	4	6	0	0	24-21.2
at Wagner	1/24/16	*	36	4-10	.400	3-7	.429	6-8	.750	2-2-4	4.6	2-0	1	6	0	1	17-21.0
at LIU Brooklyn	1/27/16	*	39	11-25	.440	6-13	.462	10-13	.769	1-2-3	4.5	5-1	3	4	0	3	38-21.9
BRYANT	1/30/16	*	39	6-19	.316	2-8	.250	3-5	.600	0-4-4	4.5	3-0	2	4	0	2	17-21.6
ST. FRANCIS BROOKLYN	2/4/16	*	40	11-21	.524	1-7	.143	5-5	1.000	0-6-6	4.5	2-0	4	9	0	0	28-21.9
LIU BROOKLYN	2/6/16	*	35	6-18	.333	2-7	.286	5-9	.556	0-7-7	4.7	5-1	3	3	0	1	19-21.8
at Mount St. Mary's	2/11/16	*	36	9-18	.500	1-8	.125	1-1	1.000	0-5-5	4.7	2-0	1	5	0	1	20-21.7
CENTRAL CONN	2/13/16	*	30	9-15	.600	2-4	.500	8-9	.889	0-4-4	4.6	2-0	3	0	0	3	28-22.0
at Bryant	2/18/16	*	39	11-21	.524	0-4	.000	5-6	.833	3-7-10	4.8	1-0	4	5	0	3	27-22.2
at Fairleigh Dickinson	2/20/16	*	38	10-21	.476	4-11	.364	15-22	.682	1-5-6	4.9	1-0	6	0	0	1	39-22.8
ROBERT MORRIS	2/25/16	*	40	8-21	.381	0-6	.000	5-5	1.000	1-3-4	4.9	3-0	3	4	0	2	21-22.7
SAINT FRANCIS	2/27/16	*	38	7-14	.500	3-6	.500	6-6	1.000	0-4-4	4.8	0-0	6	2	0	1	23-22.7
LIU BROOKLYN	3/2/16	*	40	15-25	.600	3-7	.429	2-2	1.000	1-7-8	4.9	2-0	1	6	0	2	35-23.1
Totals			30	1124	236-530	.445	66-212	.311	156-203	.768	17-131-148	4.9	71-2	88	115	0	51 694-23.1

2014-15 (FRESHMAN SEASON)

Opponent	Date	S	Min	TOTAL		3PTERS		REBOUNDS									
				FG-FGA	Pct	3FG-FGA	Pct	FT-FTA	Pct	Off-Def	Total	Avg	PF-FO	A	T	Blk	Stl
vs. Hartford	11/14/14	*	25	3-9	.333	0-4	.000	2-2	1.000	1-0-1	1.0	2-0	1	2	0	2	8-8.0
UMASS-LOWELL	11/20/14	*	29	3-9	.333	0-4	.000	2-3	.667	0-6-6	3.5	2-0	5	2	1	1	8-8.0
at Ohio State	11/23/14	*	30	3-10	.300	1-4	.250	1-1	1.000	0-4-4	3.7	1-0	1	6	0	0	8-8.0
at James Madison	11/26/14	*	34	6-19	.316	1-7	.143	2-5	.400	3-5-8	4.8	3-0	4	3	1	3	15-9.8
CAMPBELL	11/30/14	*	22	2-6	.333	0-2	.000	3-3	1.000	0-2-2	4.2	0-0	1	1	0	2	7-9.2
at Colgate	12/3/14	*	38	9-13	.692	0-1	.000	3-3	1.000	0-4-4	4.2	3-0	2	3	0	3	21-11.2
HOLY CROSS	12/6/14	*	34	7-12	.583	2-3	.667	9-10	.900	0-9-9	4.9	2-0	3	3	0	1	25-13.1
at Lafayette	12/8/14	*	38	5-10	.500	2-5	.400	2-2	1.000	0-4-4	4.8	0-0	3	1	0	0	14-13.3
MITCHELL	12/14/14	*	21	6-7	.857	1-1	1.000	2-3	.667	0-1-1	4.3	1-0	4	1	0	2	15-13.4
NEW HAMPSHIRE	12/20/14	*	34	10-11	.909	2-3	.667	3-4	.750	0-4-4	4.3	1-0	1	0	0	2	25-14.6
at Rutgers	12/23/14	*	30	4-10	.400	1-4	.250	3-5	.600	0-3-3	4.2	0-0	2	5	0	0	12-14.4
at Brown	12/28/14	*	30	9-15	.600	3-5	.600	2-3	.667	0-5-5	4.3	5-1	4	2	2	3	23-15.1
YALE	12/30/14	*	28	1-8	.125	0-3	.000	0-0	.000	0-3-3	4.2	1-0	4	2	0	1	2-14.1
ST. FRANCIS BROOKLYN	1/3/15	*	34	5-10	.500	1-3	.333	2-5	.400	1-1-2	4.0	1-0	1	1	0	3	13-14.0
CENTRAL CONN	1/5/15	*	34	5-13	.385	2-5	.400	4-4	1.000	0-7-7	4.2	3-0	4	2	0	0	16-14.1
LIU BROOKLYN	1/8/15	*	43	7-17	.412	0-4	.000	2-2	1.000	3-2-5	4.3	4-0	2	1	0	3	16-14.3
SAINT FRANCIS	1/10/15	*	34	3-14	.214	1-4	.250	5-6	.833	1-6-7	4.4	3-0	1	1	0	1	12-14.1
at Saint Francis	1/16/15	*	37	5-14	.357	2-7	.286	1-2	.500	0-4-4	4.4	3-0	1	3	0	0	13-14.1
at Robert Morris	1/18/15	*	23	4-7	.571	0-2	.000	1-1	1.000	0-1-1	4.2	1-0	2	1	0	0	9-13.8
FAIRLEIGH DICKINSON	1/22/15	*	34	4-11	.364	1-2	.500	4-6	.667	2-4-6	4.3	3-0	3	7	0	0	13-13.8
at Bryant	1/24/15	*	29	7-10	.700	3-4	.750	1-1	1.000	1-3-4	4.3	2-0	1	0	1	0	18-14.0
at Wagner	1/29/15	*	31	5-13	.385	1-4	.250	1-2	.500	0-4-4	4.3	4-0	3	2	0	0	12-13.9
MOUNT ST. MARY'S	1/31/15	*	27	2-10	.200	0-1	.000	4-8	.500	0-4-4	4.3	3-0	1	6	0	0	8-13.6
WAGNER	2/5/15	*	35	5-12	.417	2-4	.500	4-4	1.000	1-1-2	4.2	2-0	3	2	0	1	16-13.7
BRYANT	2/7/15	*	40	4-13	.308	2-7	.286	7-8	.875	0-3-3	4.1	0-0	4	1	0	1	17-13.8
at Mount St. Mary's	2/12/15	*	20	2-9	.222	1-4	.250	0-1	.000	0-3-3	4.1	3-0	1	5	0	0	5-13.5
at St. Francis Brooklyn	2/14/15	*	31	3-8	.375	2-4	.500	4-4	1.000	0-1-1	4.0	3-0	2	1	0	0	12-13.4
ROBERT MORRIS	2/19/15	*	31	4-9	.444	3-6	.500	5-6	.833	0-1-1	3.9	2-0	5	1	0	8	16-13.5
at Central Conn	2/21/15	*	36	6-14	.429	3-7	.429	2-4	.500	1-3-4	3.9	2-0	3	1	1	1	17-13.7
at Fairleigh Dickinson	2/26/15	*	28	10-17	.588	2-4	.500	1-3	.333	0-7-7	4.0	1-0	1	4	0	0	23-14.0
at Bryant	3/4/15	*	44	9-18	.500	3-10	.300	2-2	1.000	1-2-3	3.9	1-0	4	1	0	1	23-14.3
Totals			30	984	158-358	.441	42-128	.328	84-113	.743	15-107-122	3.9	62-1	77	71	6	33 442-14.3



#20 MAMOUDOU DIARRA

FORWARD • 6-9 • 215 • FRESHMAN • HS • BAMAKO, MALI (22 FEET ACADEMY [S.C.])

2017-18 Season (Freshman): Played in seven games as a reserve, averaging 2.9 points, 1.9 rebounds and 0.7 blocks in 6.6 minutes ... scored a season-high nine points with six rebounds and a block in a season-high 12 minutes against Western Carolina (11/13) ... netted five points and a three-pointer with three rebounds in nine minutes against Coppin State (11/16) ... recorded a pair of blocks against Alabama State (11/27) ... scored in five of his seven games ... named to the Bearcat Honor Roll during the fall 2017 semester.

Prior to Cincinnati: Helped 22 Feet Academy to a 29-9 record in 2016-17 while earning First Team All-Grind Session accolades and averaging 18.5 points, 10.2 rebounds and 3.2 blocks ... honored as one of 30 campers from 23 countries invited to participate in the NBA's Basketball Without Borders Camp surrounding the 2015 NBA All-Star Game.

Personal: Born Oct. 4, 1997 in Bamako, Mali ... son of Mastan Bah and Salifou Diarra ... has one sister, Kadidia ... his aunt Marietou Diarra played professional basketball in France ... right-handed ... named pronounced as "MAMA-doo DEE-are-eh."

SEASON & CAREER STATISTICS

2017-18 SEASON			CAREER		
9 vs. Western Carolina, 11/13/17	Pts	9	9 vs. Western Carolina, 11/13/17		
6 vs. Western Carolina, 11/13/17	FG Atts	6	6 vs. Western Carolina, 11/13/17		
3 vs. Western Carolina, 11/13/17	FG Made	3	3 vs. Western Carolina, 11/13/17		
2 vs. Coppin State, 11/16/17	3PT-FG Atts	2	2 vs. Coppin State, 11/16/17		
1 vs. Coppin State, 11/16/17	3PT-FG Made	1	1 vs. Coppin State, 11/16/17		
4 vs. Western Carolina, 11/13/17	FT Atts	4	4 vs. Western Carolina, 11/13/17		
3 vs. Western Carolina, 11/13/17	FT Made	3	3 vs. Western Carolina, 11/13/17		
6 vs. Western Carolina, 11/13/17	Rebs	6	6 vs. Western Carolina, 11/13/17		
1, 2x (last vs. UA-Pine Bluff, 12/19/17)	Assts	1, 2x (last vs. UA-Pine Bluff, 12/19/17)			
1 vs. Alabama State, 11/27/17	Stls	1	1 vs. Alabama State, 11/27/17		
2 vs. Alabama State, 11/27/17	Blks	2	2 vs. Alabama State, 11/27/17		
12, 2x (last vs. UA-Pine Bluff, 12/19/17)	Mins	12, 2x (last vs. UA-Pine Bluff, 12/19/17)			

MISCELLANEOUS STATISTICS

CATEGORY	2017-18	CAREER
Double-Figure Scoring Games	0	0
Double-Figure Rebounding Games	0	0
Double-Double Games	0	0
20-Point Scoring Games	0	0
Games Led UC in Scoring	0	0
Games Led UC in Rebounding	0	0
Games Led UC in Assists	0	0
Games With 3+ Assists	0	0
Games With 3+ Blocks	0	0
Games With 3+ Steals	0	0
Games With 3+ Three-Pointers	0	0

GAME-BY-GAME STATISTICS

2017-18 (FRESHMAN SEASON)

Opponent	Date	gs	min	Total		3-Pointers		Free throws		Rebounds				pf	a	to	blk	stl	pts	avg
				fg-fga	pct	3fg-fga	pct	ft-fa	pct	off	def	tot	avg							
SAVANNAH STATE	11/10/17	0	0-0	.000	0-0	.000	0-0	.000	0-0	0	0	0	0.0	0	0	1	0	0	0	0.0
WESTERN CAROLINA	11/13/17	12	3-6	.500	0-0	.000	3-4	.750	2	4	6	3.0	1	0	0	1	0	9	4.5	
COPPIN STATE	11/16/17	9	1-5	.200	1-2	.500	2-2	1.000	1	2	3	3.0	0	1	1	1	0	5	4.7	
ALABAMA STATE	11/27/17	8	1-4	.250	0-0	.000	0-0	.000	1	1	2	2.8	1	0	0	2	1	2	4.0	
MISSISSIPPI ST.	12/12/17	1	0-0	.000	0-0	.000	0-0	.000	0	0	0	2.2	0	0	0	0	0	0	3.2	
UA-PINE BLUFF	12/19/17	12	1-3	.333	0-0	.000	0-0	.000	1	0	1	2.0	1	1	2	1	0	2	3.0	
MEMPHIS	12/31/17	4	1-2	.500	0-0	.000	0-0	.000	0	1	1	1.9	0	0	0	0	0	2	2.9	
Totals		0	46	7-20	.350	1-2	.500	5-6	.833	5	8	13	1.9	3	2	4	5	1	20	2.9

CAREER STATISTICS

			Total		3-Point		F-Throws		Rebounds											Scoring	
Season	gp-gs	min/avg	fg-fga	pct	fg-fga	pct	ft-fa	pct	off	def	tot	avg	pf	fo	ast	to	blk	stl	pts	avg	
2017-18	7-0	46/6.6	7-20	.350	1-2	.500	5-6	.833	5	8	13	1.9	3	0	2	4	5	1	20	2.9	
TOTAL	7-0	46/6.6	7-20	.350	1-2	.500	5-6	.833	5	8	13	1.9	3	0	2	4	5	1	20	2.9	



#22 ELIEL NSOSEME

FORWARD/CENTER • 6-9 • 220 • FRESHMAN • HS • KINSASHA, CONGO (RISE CENTRE ACADEMY [ONTARIO])

2017-18 Season (Freshman): Played in 29 games as a reserve, averaging 0.9 points, 1.7 rebounds and 0.4 blocks in 5.7 minutes ... scored five points with a pair of field goals and four rebounds in nine minutes against Memphis (12/31) ... scored three points and pulled down a season-high eight rebounds with one block in 13 minutes against Savannah State (11/10) ... recorded a season-best four blocks with three rebounds in eight minutes at No. 21 Xavier (12/2) ... registered three blocks with five rebounds in four minutes against ECU (1/20) ... shot 52.4 percent (11 of 21) from the field ... grabbed three or more rebounds in eight games ... played a season-high 13 minutes against Savannah State (11/10), Coppin State (11/16) and Wichita State (2/18) ... named to the Bearcat Honor Roll during the fall 2017 semester.

Prior to Cincinnati: Averaged 14 points, 13 rebounds and 6.5 blocks while earning team most valuable player honors at The RISA Centre Academy in Brantford, Ontario, Canada ... named a 2016 Adidas Nation All-Star for team Canada ... earned most valuable player honors at the 2016 Pinky Lewis Invitational ... produced six triple-doubles (points, rebounds, blocks) while averaging 14 points, 11 rebounds and six blocks per game during the 2015-16 season at Clarkson Academy in Mississauga, Ontario, Canada.

Personal: Born June 18, 1997 in Kinshasa, the Democratic Republic of Congo ... son of Nicole and Jean Nsoseme ... has four sisters, Grace, Dora, Mirielle, and a brother, David ... left-handed ... named pronounced as "A-lee-el SO-sem-A."

SEASON & CAREER STATISTICS

2017-18 SEASON		CAREER
5 vs. Memphis, 12/31/17	Pts	5 vs. Memphis, 12/31/17
5 vs. Memphis, 12/31/17	FG Atts	5 vs. Memphis, 12/31/17
2, 3x (last at SMU, 2/11/18)	FG Made	2, 3x (last at SMU, 2/11/18)
0	3PT-FG Atts	0
0	3PT-FG Made	0
5 vs. Savannah State, 11/10/17	FT Atts	5 vs. Savannah State, 11/10/17
1, 4x (last vs. UCF, 2/6/18)	FT Made	1, 4x (last vs. UCF, 2/6/18)
8 vs. Savannah State, 11/10/17	Rebs	8 vs. Savannah State, 11/10/17
2 vs. Coppin State, 11/16/17	Assts	2 vs. Coppin State, 11/16/17
1, 3x vs UConn, 2/22/18	Stls	1, 3x vs UConn, 2/22/18
4 at Xavier, 12/2/17	Blks	4 at Xavier, 12/2/17
13, 3x (last vs. Wichita State, 2/18/18)	Mins	13, 3x (last vs. Wichita State, 2/18/18)

MISCELLANEOUS STATISTICS

CATEGORY	2017-18	CAREER
Double-Figure Scoring Games	0	0
Double-Figure Rebounding Games	0	0
Double-Double Games	0	0
20-Point Scoring Games	0	0
Games Led UC in Scoring	0	0
Games Led UC in Rebounding	0	0
Games Led UC in Assists	0	0
Games With 3+ Assists	0	0
Games With 3+ Blocks	2	2
Games With 3+ Steals	0	0
Games With 3+ Three-Pointers	0	0


GAME-BY-GAME STATISTICS

2017-18 (FRESHMAN SEASON)

Opponent	Date	gs	min	Total		3-Pointers		Free throws		Rebounds		pf	a	to	blk	stl	pts	avg	
				fg-fga	pct	3fg-fga	pct	ft-fa	pct	off	def								
SAVANNAH STATE	11/10/17	13	1-3	.333	0-0	.000	1-5	.200	4	4	8	8.0	2	0	2	1	0	3	3.0
COPPIN STATE	11/16/17	13	1-1	1.000	0-0	.000	0-1	.000	1	4	5	6.5	3	2	1	0	0	2	2.5
vs Buffalo	11/20/17	0	0-0	.000	0-0	.000	0-0	.000	0	0	4	4.3	0	0	1	0	0	0	1.7
vs Richmond	11/21/17	7	0-0	.000	0-0	.000	0-1	.000	0	1	1	3.5	1	0	0	0	0	0	1.3
vs Wyoming	11/22/17	2	0-0	.000	0-0	.000	1-2	.500	0	0	0	2.8	0	0	0	0	0	1	1.2
ALABAMA STATE	11/27/17	8	0-0	.000	0-0	.000	0-1	.000	2	2	4	3.0	1	0	1	0	0	1	1.0
at Xavier	12/02/17	8	0-0	.000	0-0	.000	0-0	.000	0	3	3	3.0	2	1	0	4	1	0	0.9
vs Florida	12/09/17	1	0-0	.000	0-0	.000	0-0	.000	0	0	0	2.6	1	0	1	0	0	0	0.8
at UCLA	12/16/17	6	0-0	.000	0-0	.000	0-0	.000	0	1	1	2.4	0	0	0	0	1	0	0.7
UA-PINE BLUFF	12/19/17	7	0-0	.000	0-0	.000	0-0	.000	0	1	1	2.3	0	1	1	0	0	0	0.6
CLEVELAND STATE	12/21/17	2	0-0	.000	0-0	.000	0-0	.000	0	1	1	2.2	0	0	0	0	0	0	0.5
MEMPHIS	12/31/17	9	2-5	.400	0-0	.000	1-3	.333	1	3	4	2.3	1	0	0	0	0	5	0.9
at Temple	01/04/18	2	0-0	.000	0-0	.000	0-0	.000	0	1	1	2.2	0	0	0	0	0	0	0.8
SMU	01/07/18	4	0-0	.000	0-0	.000	0-0	.000	0	0	0	2.1	0	0	0	0	0	0	0.8
at USF	1/13/18	1	0-0	.000	0-0	.000	0-0	.000	0	0	0	1.9	0	0	0	0	0	0	0.7
ECU	01/20/18	4	1-2	.500	0-0	.000	0-1	.000	3	2	5	2.1	0	0	1	3	0	2	0.8
TEMPLE	01/24/18	11	2-2	1.000	0-0	.000	0-1	.000	3	2	5	2.3	1	0	0	0	0	4	1.0
at Memphis	1/27/18	1	0-0	.000	0-0	.000	0-0	.000	0	0	0	2.2	1	0	0	0	0	0	0.9
UCF	02/06/18	12	1-2	.500	0-0	.000	1-2	.500	2	2	4	2.3	4	0	1	0	3	1.1	
at SMU	02/11/18	11	2-3	.667	0-0	.000	0-1	.000	1	0	1	2.2	1	1	1	0	0	4	1.2
at Houston	2/15/18	2	0-0	.000	0-0	.000	0-0	.000	0	0	0	2.1	0	0	0	0	0	0	1.1
WICHITA STATE	02/18/18	13	0-0	.000	0-0	.000	0-0	.000	0	0	0	2.0	2	0	1	0	0	0	1.1
UCONN	02/22/18	9	1-2	.500	0-0	.000	0-2	.000	1	0	1	2.0	0	0	0	0	1	2	1.1
TULSA	02/25/18	1	0-0	.000	0-0	.000	0-0	.000	0	0	0	1.9	0	0	0	0	0	0	1.1
at Tulane	03/01/18	5	0-0	.000	0-0	.000	0-0	.000	0	0	0	1.8	2	0	1	1	0	0	1.0
at Wichita State	03/04/18	3	0-1	.000	0-0	.000	0-0	.000	1	1	2	1.8	1	0	0	0	0	0	1.0
vs SMU	03/09/18	1	0-0	.000	0-0	.000	0-0	.000	0	0	0	1.7	0	0	0	1	0	0	1.0
vs Memphis	3-10-18	3	0-0	.000	0-0	.000	0-0	.000	0	0	0	1.7	0	0	0	0	0	0	0.9
vs Nevada	03/18/18	7	0-0	.000	0-0	.000	0-0	.000	1	1	2	1.7	0	0	0	0	0	0	0.9
Totals		0	166	11-21	.524	0-0	.000	4-20	.200	20	29	49	1.7	23	5	11	3	26	0.9

CAREER STATISTICS

			Total		3-Point		F-Throws		Rebounds										Scoring	
Season	gp-gs	min/avg	fg-fga	pct	fg-fga	pct	ft-fa	pct	off	def	tot	avg	pf	fo	ast	to	blk	stl	pts	avg
2017-18	29-0	166/5.7	11-21	.524	0-0	.000	4-20	.200	20	29	49	1.7	23	0	5	11	11	3	26	0.9
TOTAL	29-0	166/5.7	11-21	.524	0-0	.000	4-20	.200	20	29	49	1.7	23	0	5	11	11	3	26	0.9



#24 KYLE WASHINGTON

FORWARD • 6-9 • 230 • SENIOR • 1L • CHAMPLIN, MINN. (NC STATE)

CONFERENCE AWARDS

- » Honorable Mention All-Conference (2017-18)
- » All Tournament Team (2017-18)
- » Second Team (2016-17)
- » Player of the Week (12/5/16)
- » Weekly Honor Roll (7x: 2/12/18, 2/13/17, 2/6/17, 1/16/17, 1/9/17, 11/28/16 & 11/21/16)

OTHER AWARDS

- » Lute Olson Award National Player of the Week (12/18/17)
- » Naismith Memorial Hall of Fame Tip-Off All-Tournament Team (2016)

MOMENTS

- » Hit a game-tying three-pointer with 57.4 seconds left against Houston (3/11/18) in the American Championship title game
- » Scored a career-high 27 points on 11-of-18 shooting with a trio of threes & eight rebounds vs. UConn (2/4/17)
- » Posted 24 points on 11-of-13 shooting with six rebounds and three blocks vs. Bowling Green (12/4/16)
- » Posted 23 points on 8-of-15 shooting with 10 rebounds and four blocks against No. 21 Rhode Island (11/19/16)
- » Pulled down a career-high 17 rebounds vs. Penn State (11/20/16), most by a Bearcat since Cedric McGowan grabbed 20 rebounds vs. DePaul in 2006

Career Accomplishments: During two campaigns with Cincinnati, helped the Bearcats record 30 or more wins in back-to-back seasons for the first time in program history ... helped the 2017-18 Bearcats tie the school record for wins in a season with 31 ... scored 1,275 collegiate points (871 with Cincinnati [2017, 2018] and 404 points with NC State [2014, 2015]) ... recorded 10 double-doubles at Cincinnati, tied with Octavius Ellis (2015-16) for third most during the Mick Cronin coaching era (since 2006-07).

2017-18 Season (Senior): Started 34 of 36 games played, averaging 11.3 points, 5.5 rebounds and 1.4 blocks while shooting 50.5 percent (165 of 327) from the field in 23.3 minutes ... named honorable mention all-conference ... named to the American Championship All-Tournament team, averaging 12.0 points on 51.9 percent (14 of 27) shooting with 5.0 rebounds ... earned Lute Olson Award National Player of the Week honors (12/18) after producing 16 points on 8-of-15 shooting against Mississippi State (12/12) and 19 points on 7-of-11 shooting with four steals at UCLA (12/16) ... ranked among the league leaders in blocks (fourth at 1.4), field goal percentage (11th at .505), rebounds (13th at 5.5), defensive rebounds (15th at 3.8) and points (26th at 11.3) ... led the league in blocks (1.8 per game) during conference play, registering at least one block in 17 of 18 games ... scored 10 points, including the game-tying three-pointer with 57.4 seconds left against Houston (3/11) in the title game of the American Championship ... tallied 19 points on 6-of-8 shooting with a trio of threes, five rebounds and three blocks against Houston (1/31) ... scored in double figures in 24 games.

2016-17 Season (Junior): Started 35 of 36 games played, averaging 12.9 points, 6.8 rebounds and 1.2 blocks while shooting 51.0 percent (184 of 361) from the field in 24.7 minutes ... named second team all-conference ... tabbed The American's Player of the Week (12/5) and The American's Weekly Honor Roll six times (11/21, 11/28, 1/9, 1/16, 2/6, 2/13) ... ranked among the conference leaders in field goal percentage (fifth at .510), double-doubles (tied for sixth with seven), blocks (tied for ninth at 1.2), rebounds (14th at 6.8) and points (17th at 12.9) ... registered four 20-point games ... led the team in double-figure games 24 times, scoring 13 times and rebounding 11 times ... named to the Naismith Memorial Hall of Fame Tip-Off All-Tournament Team after averaging a combined 19.5 points, 13.5 rebounds and 2.5 blocks against No. 21 Rhode Island (11/19) and Penn State (11/20) ... scored a career-high 27 points on 11-of-18 shooting with a trio of threes and eight rebounds vs. UConn (2/4) ... pulled down a career-high 17 rebounds against Penn State (11/20), the most by a Bearcat since Cedric McGowan grabbed 20 rebounds vs. DePaul in 2006 ... posted 24 points on 11-of-13 shooting with six rebounds and three blocks against Bowling Green (12/4) ... recorded 12 points, eight rebounds and four blocks against No. 24 Xavier (1/26).

2015-16 Season (Junior): Sat out the 2015-16 season due to NCAA transfer rules.

Prior to Cincinnati: Started 18 of 34 games as a sophomore at NC State in 2014-15, averaging 6.8 points and 4.1 rebounds in 17.8 minutes ... reached double figures in scoring in nine games, including six matchups against teams that participated in the NCAA Tournament ... scored a season-high 17 points twice, at Purdue (12/2/14) and against North Carolina (1/14/15) ... started 25 of 36 games as a freshman for the Wolfpack during the 2013-14 campaign, averaging 4.2 points and 4.0 rebounds in 19.9 minutes ... posted a double-double with a season-high 14 points and 10 rebounds at No. 1 Syracuse (2/15/14) ... pulled down seven rebounds and blocked four shots against North Carolina (2/26/14) ... ranked in the top 100 nationally by Rivals.com (93) and ESPN.com (97) ... averaged 12 points and 10 rebounds at Brewster Academy (New Hampshire) during the 2012-13 season ... helped lead the Bobcats to a 32-6 record and the 2013 NEPSAC championship ... averaged 15 points and 10 rebounds at The Hotchkiss School (Connecticut) during the 2011-12 season ... earned three varsity letters at Benilde-St. Margaret's School (Minnesota) from 2009-11.

Personal: Born Aug. 18, 1993 ... Son of Tami Hill-Washington and Curtis Washington ... has one brother, Tyler ... left-handed.

SEASON & CAREER STATISTICS

2017-18 SEASON

		CAREER (• SET AT NC STATE)
19, 2x (last vs. Houston, 1/31/18)	Pts	27 vs. UConn, 2/4/17
17 vs. Georgia State, 3/16/18	FG Atts	18 vs. UConn, 2/4/17
8, 4x (last at SMU, 2/11/18)	FG Made	11, 2x (last vs. UConn, 2/4/17)
6 at Wichita State, 3/4/18	3PT-FG Atts	6 at Wichita State, 3/4/18
3 vs. Houston, 1/31/18	3PT-FG Made	3, 2x (last vs. Houston, 1/31/18)
8 at USF, 1/13/18	FT Atts	14 vs. Xavier, 1/26/17
8 at USF, 1/13/18	FT Made	8 at USF, 1/13/18
11, 3x (last vs. Nevada, 3/18/18)	Rebs	17 vs. Penn State, 11/20/16
2 vs. Nevada, 3/18/18	Assts	5, 2x (last at SMU, 2/12/17)
4 at UCLA, 12/16/17	Stls	4, 2x (last at UCLA, 12/16/17)
3, 5x (last vs. UConn, 2/22/18)	Blks	4, 6x (last vs. Xavier, 1/26/17)
35 at Memphis, 1/27/18	Mins	38 at SMU, 2/12/17

MISCELLANEOUS STATISTICS

CATEGORY	2014-15*	2015-16*	2016-17	2017-18	CAREER
Double-Figure Scoring Games	4	9	25	24	62
Double-Figure Rebounding Games	3	2	7	4	16
Double-Double Games	1	2	7	3	13
20-Point Scoring Games	0	0	4	0	4
Games Led Team in Scoring	0	2	13	7	22
Games Led Team in Rebounding	4	9	11	8	32
Games Led Team in Assists	0	0	1	0	1
Games With 3+ Assists	0	1	3	0	4
Games With 3+ Blocks	2	5	6	5	18
Games With 3+ Steals	0	0	1	1	2
Games With 3+ Three-Pointers	0	0	1	1	2

• Statistics from playing career at NC State

CAREER STATISTICS

Season	gp-gs	min/avg	Total		3-Point		F-Throws		Rebounds										Scoring	
			fg-fga	pct	fg-fga	pct	ft-fa	pct	off	def	tot	avg	pf	fo	ast	to	blk	stl	pts	avg
2013-14*	36-25	718/19.9	73-168	.435	0-2	.000	27-48	.563	29	110	139	3.9	77	1	16	35	21	6	173	4.8
2014-15*	34-18	604/17.8	98-210	.467	7-13	.538	28-39	.718	40	99	139	4.1	71	0	15	32	37	7	231	6.8
2016-17	36-35	889/24.7	184-361	.510	15-42	.357	81-114	.711	78	165	243	6.8	91	2	31	53	42	13	464	12.9
2017-18	36-34	838/23.3	165-327	.505	20-56	.357	57-77	.740	60	137	197	5.5	65	0	14	45	50	9	407	11.3
TOTAL	72-69	1727/24.0	349-688	.507	35-98	.357	138-191	.723	138	302	440	6.1	156	2	45	98	92	22	871	12.1
All*	142-112	3049/21.5	520-1066	.488	42-113	.372	193-278	.694	207	511	718	5.1	304	3	76	165	150	35	1275	9.0



#24 KYLE WASHINGTON

FORWARD • 6-9 • 230 • SENIOR • 1L • CHAMPLIN, MINN. (NC STATE)


GAME-BY-GAME STATISTICS

2017-18 (SENIOR SEASON AT CINCINNATI)

Opponent	Date	gs	min	Total		3-Pointers		Free throws		Rebounds			pf	a	t/o	blk	stl	pts	avg		
				fg-fga	pct	3fg-fga	pct	ft-fa	pct	off	def	tot									
SAVANNAH STATE	11/10/17	*	16	2-3	.667	0-0	.000	1-1	1.000	0	4	4	4.0	3	0	2	0	5	5.0		
WESTERN CAROLINA	11/13/17		18	4-7	.571	1-1	1.000	5-5	1.000	1	6	7	5.5	2	0	3	2	0	14	9.5	
COPPIN STATE	11/16/17	*	20	5-11	.455	0-1	.000	1-4	.250	1	5	6	5.7	1	0	0	2	0	11	10.0	
vs Buffalo	11/20/17	*	24	3-8	.375	1-1	1.000	6-6	1.000	3	1	4	5.3	2	0	0	0	0	13	10.8	
vs Richmond	11/21/17		18	2-2	1.000	0-0	.000	2-2	1.000	1	1	2	4.6	2	1	2	0	1	6	9.8	
vs Wyoming	11/22/17	*	29	8-12	.667	0-0	.000	0-1	.000	4	7	11	5.7	3	1	1	2	0	16	10.8	
ALABAMA STATE	11/27/17	*	13	4-5	.800	0-0	.000	0-0	.000	2	3	5	5.6	0	0	0	0	0	8	10.4	
at Xavier	12/02/17	*	14	0-4	.000	0-1	.000	0-0	.000	0	2	2	5.1	1	0	0	1	0	0	9.1	
vs Florida	12/09/17	*	23	4-8	.500	1-1	1.000	2-2	1.000	0	4	4	5.0	3	0	4	1	1	11	9.3	
MISSISSIPPI ST.	12/12/17	*	31	8-15	.533	0-1	.000	0-0	.000	0	5	5	5.0	1	1	1	1	0	16	10.0	
at UCLA	12/16/17	*	29	7-11	.636	1-2	.500	4-6	.667	0	4	4	4.9	2	1	2	2	4	19	10.8	
UA-PINE BLUFF	12/19/17	*	17	2-6	.333	0-0	.000	1-4	.250	0	2	2	4.7	0	0	1	0	1	5	10.3	
CLEVELAND STATE	12/21/17	*	25	6-7	.857	0-1	.000	2-5	.400	4	5	9	5.0	2	0	1	0	0	14	10.6	
MEMPHIS	12/31/17	*	14	2-6	.333	0-0	.000	2-3	.667	1	1	2	4.8	3	0	0	2	0	6	10.3	
at Temple	01/04/18	*	22	8-14	.571	2-3	.667	0-0	.000	3	3	6	4.9	4	1	0	1	0	18	10.8	
SMU	01/07/18	*	28	4-12	.333	1-4	.250	0-0	.000	2	6	8	5.1	3	0	2	1	0	9	10.7	
at USF	1/13/18	*	30	3-7	.429	0-1	.000	8-8	1.000	3	3	6	5.1	3	0	2	3	0	14	10.9	
at UCF	1/16/18	*	24	3-7	.429	1-3	.333	0-0	.000	1	3	4	5.1	2	0	0	1	0	7	10.7	
ECU	01/20/18	*	25	7-12	.583	0-0	.000	3-3	1.000	3	0	3	4.9	0	1	1	3	0	17	11.0	
TEMPLE	01/24/18	*	23	5-12	.417	1-2	.500	2-2	1.000	2	7	9	5.2	1	0	1	1	0	13	11.1	
at Memphis	1/27/18	*	35	2-9	.222	0-2	.000	0-1	.000	1	9	10	5.4	4	1	5	2	4	10	10.8	
HOUSTON	01/31/18	*	26	6-8	.750	3-4	.750	4-6	.667	0	5	5	5.4	2	0	0	3	0	19	11.1	
at UCONN	2/3/18	*	29	6-10	.600	1-2	.500	0-0	.000	4	7	11	5.6	1	1	1	1	0	13	11.2	
UCF	02/06/18	*	17	6-9	.667	1-3	.333	0-0	.000	2	1	3	5.5	3	0	1	3	1	13	11.3	
at SMU	02/11/18	*	18	8-12	.667	0-1	.000	1-1	1.000	1	7	8	5.6	1	0	1	2	0	17	11.5	
at Houston	2/15/18	*	28	4-9	.444	0-1	.000	2-3	.667	1	3	4	5.5	2	0	4	1	0	10	11.5	
WICHITA STATE	02/18/18	*	17	3-5	.600	0-1	.000	0-1	.000	0	2	2	5.4	2	0	1	2	0	6	11.3	
UCONN	02/22/18	*	19	3-9	.333	1-1	1.000	2-2	1.000	1	2	3	5.3	2	0	1	3	0	9	11.2	
TULSA	02/25/18	*	23	4-7	.571	0-0	.000	0-0	.000	0	4	4	5.3	2	0	1	0	0	8	11.1	
at Tulane	03/01/18	*	26	7-12	.583	1-4	.250	1-1	1.000	4	3	7	5.3	0	0	1	2	1	16	11.2	
at Wichita State	03/04/18	*	29	4-15	.267	1-6	.167	2-3	.667	3	4	7	5.4	3	0	0	1	0	11	11.2	
vs SMU	03/09/18	*	27	7-13	.538	0-0	.000	1-2	.500	3	4	7	5.4	0	1	4	1	0	15	11.3	
vs Memphis	3-10-18	*	21	3-8	.375	0-2	.000	5-5	1.000	2	1	3	5.4	3	1	0	1	0	11	11.3	
vs Houston	3-11-18	*	25	4-6	.667	2-3	.667	0-0	.000	2	3	5	5.4	0	0	1	1	0	10	11.3	
vs Georgia State	03/16/18	*	25	6-17	.353	1-4	.250	0-0	.000	2	2	4	5.3	2	1	0	2	0	13	11.3	
vs Nevada	03/18/18	*	30	5-9	.556	0-0	.000	0-0	.000	3	8	11	5.5	0	2	1	2	0	10	11.3	
Totals			34	838	165-327	.505	20-66	.357	57-77	.740	60	137	197	5.5	65	14	45	50	9	407	11.3

2016-17 (JUNIOR SEASON AT CINCINNATI)

Opponent	Date	gs	min	Total		3-Pointers		Free throws		Rebounds			pf	a	t/o	blk	stl	pts	avg		
				fg-fga	pct	3fg-3fga	pct	ft-fa	pct	off	def	tot								avg	
BROWN	11/11/16	*	25	6-11	.545	0-2	.000	4-4	1.000	4	8	12	12.0	1	5	3	2	0	16	16.0	
ALBANY	11/14/16	*	20	6-8	.750	0-0	.000	1-5	.200	2	1	3	7.5	3	0	0	0	0	13	14.5	
vs Rhode Island	11/19/16	*	37	8-15	.533	2-3	.667	5-6	.833	3	7	10	8.3	3	0	2	4	1	23	17.3	
vs Penn State	11/20/16	*	34	7-16	.438	0-0	.000	2-2	1.000	3	14	17	10.5	3	2	4	1	0	16	17.0	
SAMFORD	11/23/16	*	22	8-11	.727	0-0	.000	2-2	1.000	5	7	12	10.8	4	1	1	3	0	18	17.2	
LIPSCOMB	11/26/16	*	23	6-9	.667	0-0	.000	3-5	.600	1	1	2	9.3	3	2	1	1	1	15	16.8	
at Iowa State	12-01-16	*	31	6-15	.400	1-3	.333	0-1	.000	4	6	10	9.4	3	1	1	1	0	13	16.3	
BOWLING GREEN	12/04/16	*	23	11-13	.846	0-0	.000	2-2	1.000	1	5	6	9.0	2	0	1	3	0	24	17.3	
at Butler	12/10/16	*	19	2-8	.250	2-4	.500	1-2	.500	0	0	0	8.0	5	0	1	0	0	7	16.1	
TEXAS SOUTHERN	12/13/16	*	18	4-8	.500	0-0	.000	0-2	.000	1	8	9	8.1	0	1	0	1	1	8	15.3	
FAIRLEIGH DICKINSON	12/17/16	*	21	6-7	.857	0-0	.000	0-0	.000	2	6	8	8.1	0	0	5	0	0	12	15.0	
MARSHALL	12/22/16	*	14	4-9	.444	0-0	.000	0-0	.000	3	2	5	7.8	1	0	2	1	0	8	14.4	
at Temple	12/28/16	*	18	2-9	.222	1-3	.333	1-2	.500	3	4	7	7.8	1	0	1	1	0	6	13.8	
TULANE	01/01/17	*	23	3-5	.600	0-0	.000	3-3	1.000	0	3	3	7.4	1	4	1	1	2	9	13.4	
at Houston	1/7/17	*	34	8-17	.471	1-3	.333	2-4	.500	2	7	9	7.5	3	0	2	2	1	19	13.8	
SMU	01/12/17	*	28	5-7	.714	1-1	1.000	0-0	.000	1	4	5	7.4	2	3	2	3	0	11	13.6	
at East Carolina	01/15/17	*	26	6-15	.400	0-0	.000	4-4	1.000	3	8	11	7.6	1	0	1	3	0	16	13.8	
TEMPLE	01/18/17	*	22	7-14	.500	0-0	.000	2-2	1.000	3	1	4	7.4	1	0	2	1	0	16	13.9	
at Tulane	01/21/17	*	9	2-3	.667	0-0	.000	0-0	.000	1	0	1	7.1	5	1	1	1	0	4	13.4	
XAVIER	01/26/17	*	28	4-8	.500	0-0	.000	4-14	.286	3	5	8	7.1	3	1	2	4	0	12	13.3	
USF	01/29/17	*	17	5-7	.714	0-0	.000	3-4	.750	1	2	3	6.9	1	0	1	1	0	13	13.3	
at Tulsa	02/01/17	*	23	3-7	.429	0-0	.000	4-4	1.000	2	6	8	7.0	4	1	3	0	0	10	13.1	
UCONN	02/04/17	*	30	11-18	.611	3-5	.600	2-2	1.000	0	8	8	7.0	4	2	3	0	0	27	13.7	
UCF	02/08/17	*	33	6-13	.462	2-5	.400	0-0	.000	4	7	11	7.2	2	1	1	2	4	14	13.8	
at SMU	02/12/17	*	38	4-11	.364	1-4	.250	2-3	.667	3	3	6	7.1	4	0	2	2	1	11	13.6	
at USF	02/15/17	*	26	4-11	.364	0-0	.000	5-6	.833	6	3	9	7.2	1	1	0	2	0	13	13.6	
TULSA	02/18/17	*	31	7-9	.778	0-0	.000	4-7	.571	1	5	6	7.1	3	1	1	2	1	18	13.8	
MEMPHIS	02/23/17	*	25	5-7	.714	0-0	.000	6-6	1.000	1	5	6	7.1	4	0	1	0	0	16	13.9	
at UCF	2/26/17	*	30	3-15	.200	1-2	.500	0-0	.000	2	7	9	7.2	2	0	1	0	0	7	13.6	
HOUSTON	03/02/17	*	27	3-11	.273	0-1	.000	3-3	1.000	4	3	7	7.2	3	1	3	0	0	9	13.5	
at UConn	3/5/17	*	21	2-6	.333	0-1	.000	3-4	.750	2	4	6	7.1	4	2	1	0	1	7	13.3	
vs Tulsa	3/10/17	*	24	8-10	.800	0-0	.000	5-5	1.000	2	4	6	7.1	2	0	0	0	0	21	13.5	
at UConn	3/11/17	*	15	0-5	.000	0-1	.000	0-0	.000	0	1	1	6.9	4	0	0	0	0	0	13.1	
vs SMU	3/12/17	*	24	5-7	.714	0-1	.000	2-2	1.000	3	2	5	6.9	4	0	1	0	0	12	13.1	
vs Kansas State	03/17/17	*	21	5-6	.833	0-0	.000	6-8	.750	1	3	4	6.8	2	1	1	0	0	16	13.1	
vs UCLA	03/19/17	*	29	21-30	.700	3-3	.000	0-0	.000	1	5	6	6.8	2	0	1	0	0	4	12.9	
Totals			35	89	184-361	.510	15-42	.357	81-114	.711	78	165	243	6.8	91	31	53	42	13	464	12.9



#31 SAM MARTIN

GUARD • 5-10 • 160 • FRESHMAN • HS • CINCINNATI, OHIO (SUMMIT COUNTRY DAY)

2017-18 Season (Freshman): Played in 10 games as a walk-on reserve, averaging 0.2 points, 0.2 assists and 0.1 rebounds in 1.9 minutes ... collected his first collegiate points with a pair of free throws in two minutes against Richmond (11/21) ... handed out two assists in two minutes of play against Memphis (12/31) ... took two shots without a basket and grabbed a rebound in four minutes against Temple (1/24) ... named the Bearcat Honor Roll and Dean's List during the fall 2017 semester.

Prior to Cincinnati: Averaged 15.4 points 3.0 rebounds, 2.8 assists and 2.4 steals as a senior at Summit Country Day ... helped guide the Silver Knights to a 26-1 record and regional championship appearance in 2016-17 ... named an Associated Press Division III second team all-state selection as a senior ... chosen Miami Valley Conference Player of the Year and league first team accolades as a junior and senior ... helped lead Summit Country Day to a pair of soccer state titles as a junior and senior, combining for a 42-4-1 record ... tallied 38 goals, 24 assists and 100 points as a senior ... named all-midwest region, all-state first team and all-southwest Ohio first team selection as a senior ... set records during 2016 for most goals in a state championship game, most goals in a state semifinal game and most goals and most points in the city ... played basketball for his father, Scott, at St. Xavier High School as a freshman and sophomore.

Personal: Born Nov. 16, 1998 in Cincinnati, Ohio ... son of Carrie and Scott Martin ... has two sisters, Rachel and Lily ... his father, Scott, played basketball at Rollins College (1988-91) ... right-handed.

SEASON & CAREER STATISTICS

2017-18 SEASON		CAREER
2 vs. Richmond, 11/21/17	Pts	2 vs. Richmond, 11/21/17
2 vs. Temple, 1/24/18	FG Atts	2 vs. Temple, 1/24/18
0	FG Made	0
1, 2x (last vs. UCF, 2/6/18)	3PT-FG Atts	1, 2x (last vs. UCF, 2/6/18)
0	3PT-FG Made	0
2 vs. Richmond, 11/21/17	FT Atts	2 vs. Richmond, 11/21/17
2 vs. Richmond, 11/21/17	FT Made	2 vs. Richmond, 11/21/17
1 vs. Temple, 1/24/18	Rebs	1 vs. Temple, 1/24/18
2 vs. Memphis, 12/31/17	Assts	2 vs. Memphis, 12/31/17
0	Stls	0
0	Blks	0
4, 2x (last vs. UCF, 2/6/18)	Mins	4, 2x (last vs. UCF, 2/6/18)

MISCELLANEOUS STATISTICS

CATEGORY	2017-18	CAREER
Double-Figure Scoring Games	0	0
Double-Figure Rebounding Games	0	0
Double-Double Games	0	0
20-Point Scoring Games	0	0
Games Led UC in Scoring	0	0
Games Led UC in Rebounding	0	0
Games Led UC in Assists	0	0
Games With 3+ Assists	0	0
Games With 3+ Blocks	0	0
Games With 3+ Steals	0	0
Games With 3+ Three-Pointers	0	0


GAME-BY-GAME STATISTICS

2017-18 (FRESHMAN SEASON)

Opponent	Date	gs	min	Total		3-Pointers		Free throws		Rebounds				pf	a	tlo	blk	stl	pts	avg
				fg-fga	pct	3fg-fga	pct	ft-fa	pct	off	def	tot	avg							
SAVANNAH STATE	11/10/17	1	0-0	.000	0-0	.000	0-0	.000	0-0	0	0	0	0.0	0	0	0	0	0	0	0.0
WESTERN CAROLINA	11/13/17	1	0-1	.000	0-0	.000	0-0	.000	0-0	0	0	0	0.0	0	0	0	0	0	0	0.0
COPPIN STATE	11/16/17	1	0-0	.000	0-0	.000	0-0	.000	0-0	0	0	0	0.0	0	0	0	0	0	0	0.0
vs Richmond	11/21/17	2	0-0	.000	0-0	.000	2-2	1.000	0-0	0	0	0	0.0	2	0	0	0	0	2	0.5
vs Wyoming	11/22/17	1	0-0	.000	0-0	.000	0-0	.000	0-0	0	0	0	0.0	1	0	1	0	0	0	0.4
ALABAMA STATE	11/27/17	1	0-0	.000	0-0	.000	0-0	.000	0-0	0	0	0	0.0	0	0	0	0	0	0	0.3
UA-PINE BLUFF	12/19/17	2	0-1	.000	0-1	.000	0-0	.000	0-0	0	0	0	0.0	0	0	0	1	0	0	0.3
MEMPHIS	12/31/17	2	0-0	.000	0-0	.000	0-0	.000	0-0	0	0	0	0.0	1	2	0	0	0	0	0.3
TEMPLE	01/24/18	4	0-2	.000	0-0	.000	0-0	.000	0-0	1	1	0.1	0.1	1	0	0	0	0	0	0.2
UCF	02/06/18	4	0-1	.000	0-1	.000	0-0	.000	0-0	0	0	0.1	0.1	0	0	0	0	0	0	0.2
Totals		0	19	0-5	.000	0-2	.000	2-2	1.000	0	1	1	0.1	5	2	2	0	0	2	0.2

CAREER STATISTICS

			Total		3-Point		F-Throws		Rebounds										Scoring	
Season	gp-gs	min/avg	fg-fga	pct	fg-fga	pct	ft-fa	pct	off	def	tot	avg	pf	fo	ast	to	blk	stl	pts	avg
2017-18	10-0	19/1.9	0-5	.000	0-2	.000	2-2	1.000	0	1	1	0.1	5	0	2	2	0	0	2	0.2
TOTAL	10-0	19/1.9	0-5	.000	0-2	.000	2-2	1.000	0	1	1	0.1	5	0	2	2	0	0	2	0.2



#32 JOHN KOZ

GUARD • 6-1 • 190 • SOPHOMORE • 1L • CLEVELAND, OHIO/BAY HIGH SCHOOL

2017-18 Season (Sophomore): Played in eight games as a walk-on reserve, averaging 0.3 points, 0.3 rebounds and 0.1 assists in 1.3 minutes ... scored his first collegiate basketball in two minutes against Temple (1/24) ... grabbed two rebounds in two minutes against UCF (2/6) ... handed out an assist in one minute against Alabama State (11/27) ... named to the Bearcat Honor Roll during the 2017 fall semester.

2016-17 Season (Freshman): Played in six games as a walk-on reserve, averaging 0.0 points, 0.3 rebounds and 0.3 assists in 1.7 minutes ... grabbed one rebound and handed out one assist against both Bowling Green (12/4) and USF (1/29) ... attempted one shot against Texas Southern (12/13) and USF (1/29) ... played a season-high three minutes against USF (1/29) ... named to Bearcats Honor Roll during 2016 fall and 2017 spring semesters.

Prior to Cincinnati: Averaged 21.6 points, 4.8 rebounds and 2.4 assists as a senior at Bay High School, helping lead the Rockets to a 25-4 record and the school's first appearance in the Division II state semifinals ... set the school record for career points (1,279) and points in a season (604 as a senior) ... named the Great Lakes Conference Most Valuable Player in 2015-16 ... named all-state twice and all-conference three times ... helped lead Bay High School to two conference championships ... three-year starting quarterback on football team, missed most of senior campaign due to injury but still helped the Rockets to a 10-win season ... guided the team to the school's first playoff wins as a junior ... coached in basketball by Jared Shetzer and football by Ron Rutt

Personal: Born December 19, 1997 in Cleveland, Ohio ... son of Courtney and John Koz ... has three sisters: Chloe, Claudia and Kayla ... his cousin, Matt Koz, wrestled at Chattanooga ... his dad played football at Baldwin Wallace ... right-handed ... pronunciation of last name rhymes with nose.

SEASON & CAREER STATISTICS

2017-18 SEASON

2 vs. Temple, 1/24/18	Pts	2 vs. Temple, 1/24/18
1 vs. Temple, 1/24/18	FG Atts	1, 2x (last vs. Temple, 1/24/18)
1 vs. Temple, 1/24/18	FG Made	1 vs. Temple, 1/24/18
0	3PT-FG Atts	1, 2x (last vs. USF, 1/29/17)
0	3PT-FG Made	0
0	FT Atts	0
0	FT Made	0
2 vs. UCF, 2/6/18	Rebs	2 vs. UCF, 2/6/18
1 vs. Alabama State, 11/27/17	Assts	1, 3x (last vs. Alabama State, 11/27/17)
0	Stls	0
0	Blks	0
2, 2x (last vs. UCF, 2/6/18)	Mins	3 vs. USF, 1/29/17

MISCELLANEOUS STATISTICS

CATEGORY	2016-17	2017-18	CAREER
Double-Figure Scoring Games	0	0	0
Double-Figure Rebounding Games	0	0	0
Double-Double Games	0	0	0
20-Point Scoring Games	0	0	0
Games Led UC in Scoring	0	0	0
Games Led UC in Rebounding	0	0	0
Games Led UC in Assists	0	0	0
Games With 3+ Assists	0	0	0
Games With 3+ Blocks	0	0	0
Games With 3+ Steals	0	0	0
Games With 3+ Three-Pointers	0	0	0

GAME-BY-GAME STATISTICS

2017-18 (SOPHOMORE SEASON)

Opponent	Date	gs	min	Total	3-Pointers	Free throws	Rebounds												
				fg-fga	pct	3fg-fga	pct	ft-fa	pct	off	def	tot	avg	pf	a	to	blk	stl	pts
SAVANNAH STATE	11/10/17	1	0-0	.000	0-0	.000	0-0	.000	0	0	0	0.0	0	0	0	0	0	0	0.0
WESTERN CAROLINA	11/13/17	1	0-0	.000	0-0	.000	0-0	.000	0	0	0	0.0	0	0	0	0	0	0	0.0
COPPIN STATE	11/16/17	1	0-0	.000	0-0	.000	0-0	.000	0	0	0	0.0	0	0	0	0	0	0	0.0
ALABAMA STATE	11/27/17	1	0-0	.000	0-0	.000	0-0	.000	0	0	0	0.0	0	1	0	0	0	0	0.0
UA-PINE BLUFF	12/19/17	1	0-0	.000	0-0	.000	0-0	.000	0	0	0	0.0	0	0	0	0	0	0	0.0
MEMPHIS	12/31/17	1	0-0	.000	0-0	.000	0-0	.000	0	0	0	0.0	0	0	0	0	0	0	0.0
TEMPLE	01/24/18	2	1-1	1.000	0-0	.000	0-0	.000	0	0	0	0.0	0	0	0	0	0	2	0.3
UCF	02/06/18	2	0-0	.000	0-0	.000	0-0	.000	1	1	2	0.3	0	0	1	0	0	0	0.3
Totals		0	10	1-1	1.000	0-0	.000	0-0	.000	1	1	2	0.3	0	1	1	0	0	2

2016-17 (FRESHMAN SEASON)

Opponent	Date	gs	min	Total	3-Pointers	Free throws	Rebounds												
				fg-fga	pct	3fg-fga	pct	ft-fa	pct	off	def	tot	avg	pf	a	to	blk	stl	pts
ALBANY	11/14/16	1	0-0	.000	0-0	.000	0-0	.000	0	0	0	0.0	0	0	0	0	0	0	0.0
BOWLING GREEN	12/04/16	1	0-0	.000	0-0	.000	0-0	.000	0	1	1	0.5	0	1	0	0	0	0	0.0
TEXAS SOUTHERN	12/13/16	1	0-1	.000	0-1	.000	0-0	.000	0	0	0	0.3	0	0	0	0	0	0	0.0
FAIRLEIGH DICKINSON	12/17/16	2	0-0	.000	0-0	.000	0-0	.000	0	0	0	0.3	0	0	0	0	0	0	0.0
TULANE	01/01/17	2	0-0	.000	0-0	.000	0-0	.000	0	0	0	0.2	0	0	0	0	0	0	0.0
USF	01/29/17	3	0-1	.000	0-1	.000	0-0	.000	0	1	1	0.3	0	1	0	0	0	0	0.0
Totals		0	10	0-2	.000	0-2	.000	0-0	.000	0	2	2	0.3	0	2	0	0	0	0.0

CAREER STATISTICS

			Total		3-Point		F-Throws		Rebounds										Scoring	
Season	gp-gs	min/avg	fg-fga	pct	fg-fga	pct	ft-fa	pct	off	def	tot	avg	pf	fo	ast	to	blk	stl	pts	avg
2016-17	6-0	10/1.7	0-2	.000	0-2	.000	0-0	.000	0	2	2	0.3	0	0	2	0	0	0	0	0.0
2017-18	8-0	10/1.3	1-1	1.000	0-0	.000	0-0	.000	1	1	2	0.3	0	0	1	1	0	0	2	0.3
TOTAL	14-0	20/1.4	1-3	.333	0-2	.000	0-0	.000	1	3	4	0.3	0	0	3	1	0	0	2	0.1



#33 NYSIER BROOKS

CENTER • 6-11 • 250 • SOPHOMORE • 1L • PHILADELPHIA, PA. (ADVANCED PREP INTERNATIONAL [TEXAS])

2017-18 Season (Sophomore): Started two of 35 games played, averaging 2.6 points, 2.3 rebounds and 0.6 blocks in 9.7 minutes ... scored a season-high nine points on 3-of-3 shooting from the field in 13 minutes against Alabama State (11/27) ... netted eight points on 4-of-5 shooting with two rebounds, a block and a steal in 12 minutes against Cleveland State (12/21) ... tallied eight points with five rebounds in 11 minutes against ECU (1/20) ... made his first collegiate start, pulling down a season-best eight rebounds with four points and two assists in 12 minutes against Western Carolina (11/13) ... grabbed a team-high seven rebounds at Temple (1/4) ... blocked two shots each at No. 21 Xavier (12/2), at USF (1/13) and at Wichita State (3/4) ... pulled down three or more rebounds in 11 games ... recorded at least one block in 10 conference games ... named to the Bearcat Honor Roll during the 2017 fall semester.

2016-17 Season (Freshman): Played in 33 games as a reserve, averaging 2.4 points, 1.6 rebounds and 0.7 blocks in 8.5 minutes ... scored 10 points on 4-of-5 shooting with four rebounds and three blocks against Samford (11/23) ... tallied eight points in a season-high 16 minutes against USF (1/29) ... grabbed a season-high five rebounds at UConn (3/5) ... recorded a season-best five blocks with four rebounds at East Carolina (1/15) ... had eight points with three rebounds against Fairleigh Dickinson (12/17) ... named to the Dean's List and Bearcats Honor Roll for the 2017 spring semester.

Prior to Cincinnati: Averaged eight points, eight rebounds and three assists in 2015-16 with Advanced Prep International ... posted double-double numbers at Life Center Academy (Burlington, New Jersey) during the 2014-15 season, averaging 12 points and 10 rebounds to go along with four blocks ... tabbed a three-star prospect according to all recruiting sites.

Personal: Born Dec. 5, 1996 in Philadelphia, Pennsylvania ... son of Monique Brooks and John Mitchell ... guardian is James Johns ... Has four brothers: Nyeem Brooks, Nymier Brooks, Koney Mitchell and Ethan Mitchell as well as four sisters: Napree Brooks, Brittany Mitchell, Kaniyah Mitchell and Nyeera Mitchell ... right-handed ... first name pronounced "nah-SEER."

SEASON & CAREER STATISTICS

2017-18 SEASON			CAREER		
9 vs. Alabama State, 11/27/17	Pts	10 vs. Samford, 11/23/16			
7, 2x (last at SMU, 2/11/18)	FG Atts	7, 2x (last at SMU, 2/11/18)			
4, 3x (last vs. ECU, 1/20/18)	FG Made	4, 3x (last vs. ECU, 1/20/18)			
0	3PT-FG Atts	0			
0	3PT-FG Made	0			
6 vs. Alabama State, 11/27/17	FT Atts	6 vs. Alabama State, 11/27/17			
3, 3x (last vs. UCF, 2/6/18)	FT Made	3, 3x (last vs. UCF, 2/6/18)			
3 vs. Western Carolina, 11/13/17	Rebs	8 vs. Western Carolina, 11/13/17			
2 vs. Western Carolina, 11/13/17	Assts	2 vs. Western Carolina, 11/13/17			
2 vs. Wyoming, 11/22/17	Stls	2 vs. Wyoming, 11/22/17			
2, 3x (last at Wichita State, 3/4/18)	Blks	5 at East Carolina, 1/15/17			
19 at SMU, 2/11/18	Mins	19 at SMU, 2/11/18			

MISCELLANEOUS STATISTICS

CATEGORY	2016-17	2017-18	CAREER
Double-Figure Scoring Games	1	0	1
Double-Figure Rebounding Games	0	0	0
Double-Double Games	0	0	0
20-Point Scoring Games	0	0	0
Games Led UC in Scoring	0	0	0
Games Led UC in Rebounding	0	2	2
Games Led UC in Assists	0	0	0
Games With 3+ Assists	0	0	0
Games With 3+ Blocks	2	0	2
Games With 3+ Steals	0	0	0
Games With 3+ Three-Pointers	0	0	0

GAME-BY-GAME STATISTICS

2017-18 (SOPHOMORE SEASON)

Opponent	Date	gs	min	Total		3-Pointers		Free throws		Rebounds		pf	a	t/o	blk	stl	pts	avg		
				fg	fga	pct	3fg	3fga	pct	ft	fta								off	def
SAVANNAH STATE	11/10/17	11	1-3	333	0-0	.000	1-2	.500	2	5	7	7	0	0	0	1	3	3.0		
WESTERN CAROLINA	11/13/17	*	12	2-5	400	0-0	.000	0-0	.000	4	4	8	7.5	2	2	2	1	4	3.5	
COPPIN STATE	11/16/17	9	1-1	1,000	0-0	.000	0-0	.000	0	2	2	5.7	1	1	1	0	0	2	3.0	
vs Buffalo	11/20/17	16	0-1	.000	0-0	.000	2-2	1,000	0	2	2	4.8	0	0	0	0	1	2	2.8	
vs Richmond	11/21/17	*	15	1-2	500	0-0	.000	0-0	.000	0	1	4.0	2	0	2	1	0	2	2.6	
vs Wyoming	11/22/17	10	0-1	.000	0-0	.000	2-2	1,000	1	1	2	3.7	2	0	1	0	2	2.5		
ALABAMA STATE	11/27/17	13	3-3	1,000	0-0	.000	3-6	.500	1	0	1	3.3	1	0	0	0	0	9	3.4	
at Xavier	12/02/17	6	0-1	.000	0-0	.000	0-0	.000	0	0	0	2.9	0	0	0	2	1	0	3.0	
vs Florida	12/09/17	3	1-1	1,000	0-0	.000	0-0	.000	0	2	2	2.8	2	0	0	0	0	2	2.9	
MISSISSIPPI ST.	12/12/17	8	0-0	.000	0-0	.000	0-0	.000	0	1	1	2.6	0	0	0	0	0	0	2.6	
at UCLA	12/16/17	5	1-1	1,000	0-0	.000	0-0	.000	0	1	1	2.5	4	0	0	0	0	2	2.5	
UA-PINE BLUFF	12/19/17	16	2-3	.667	0-0	.000	3-4	.750	0	1	1	2.3	3	0	0	0	0	7	2.9	
CLEVELAND STATE	12/21/17	12	4-5	800	0-0	.000	0-0	.000	2	0	2	2.3	0	1	1	1	1	8	3.3	
MEMPHIS	12/31/17	17	3-6	500	0-0	.000	0-0	.000	0	3	3	2.4	2	0	2	0	0	6	3.5	
at Temple	01/04/18	16	1-3	333	0-0	.000	0-0	.000	4	3	7	2.7	3	0	2	1	0	2	3.4	
SMU	01/07/18	5	0-0	.000	0-0	.000	0-0	.000	0	2	2	2.6	1	0	0	0	0	0	3.2	
at USF	1/13/18	9	2-2	1,000	0-0	.000	2-2	1,000	1	1	2	2.6	3	0	1	2	6	3.4		
at UCF	1/16/18	10	1-2	500	0-0	.000	0-0	.000	0	0	0	2.4	2	0	0	1	0	2	3.3	
ECU	01/20/18	11	4-7	.571	0-0	.000	0-0	.000	4	1	5	2.6	3	1	1	0	0	8	3.5	
TEMPLE	01/24/18	6	0-1	.000	0-0	.000	0-0	.000	0	2	2	2.6	1	1	0	0	0	0	3.4	
at Memphis	1/27/18	4	0-0	.000	0-0	.000	0-0	.000	0	2	2	2.5	0	0	0	1	0	0	3.2	
HOUSTON	01/31/18	13	3-3	1,000	0-0	.000	0-0	.000	0	0	0	2.4	2	0	0	1	1	6	3.3	
at UCONN	2/3/18	10	0-0	.000	0-0	.000	0-0	.000	0	0	0	2.3	4	0	2	1	1	0	3.2	
UCF	02/06/18	12	0-4	.000	0-0	.000	3-4	.750	5	1	6	2.5	2	0	2	0	1	3	3.2	
at SMU	02/11/18	19	2-7	.286	0-0	.000	0-2	.000	2	3	5	2.6	3	1	0	1	1	4	3.2	
at Houston	2/15/18	5	0-1	.000	0-0	.000	0-0	.000	0	5	5	2.7	2	0	1	1	0	0	3.1	
WICHITA STATE	02/18/18	9	0-0	.000	0-0	.000	0-0	.000	0	0	0	2.6	3	0	1	1	0	0	3.0	
UCONN	02/22/18	12	1-4	.250	0-0	.000	0-2	.000	1	2	3	2.6	1	1	0	1	0	2	2.9	
TULSA	02/25/18	1	0-1	.000	0-0	.000	0-0	.000	0	0	0	2.5	0	0	1	0	0	0	2.8	
at Tulane	03/01/18	11	2-2	1,000	0-0	.000	0-0	.000	2	1	3	2.5	1	0	0	0	0	4	2.9	
at Wichita State	03/04/18	8	0-0	.000	0-0	.000	0-2	.000	1	2	3	2.5	1	0	1	2	1	0	2.8	
vs SMU	03/09/18	9	3-6	500	0-0	.000	0-1	.000	1	0	1	2.5	1	0	0	0	0	6	2.9	
vs Memphis	3-10-18	5	0-0	.000	0-0	.000	0-0	.000	0	0	0	2.4	1	0	0	1	0	0	2.8	
vs Houston	3-11-18	6	0-1	.000	0-0	.000	0-0	.000	0	1	1	2.4	0	0	0	1	0	0	2.7	
vs Georgia State	03/16/18	6	0-0	.000	0-0	.000	0-0	.000	1	0	1	2.3	0	1	0	0	0	0	2.6	
Totals		2	340	38-77	.494	0-0	.000	16-29	.552	32	49	81	2.3	54	8	22	20	12	92	2.6

2016-17 (FRESHMAN SEASON)

Opponent	Date	gs	min	Total		3-Pointers		Free throws		Rebounds		pf	a	t/o	blk	stl	pts	avg		
				fg	fga	pct	3fg	3fga	pct	ft	fta								pct	off
BROWN	11/11/16	8	0-0	.000	0-0	.000	1-2	.500	0	1	1	1.0	2	0	0	0	0	1.0		
ALBANY	11/14/16	7	0-1	.000	0-0	.000	1-2	.500	0	1	1	1.0	2	1	0	1	0	1.0		
vs Rhode Island	11/19/16	1	0-0	.000	0-0	.000	1-2	.500	0	0	0	0.7	0	0	1	0	0	1.0		
vs Penn State	11/20/16	4	0-2	.000	0-0	.000	0-0	.000	0	1	1	0.8	2	0	1	0	1	0.8		
SAMFORD	11/23/16	15	4-5	800	0-0	.000	2-3	.667	2	2	4	1.4	0	1	3	1	10	2.6		
LIPSCOMB	11/26/16	9	2-4	.500	0-0	.000	1-1	1,000	0	0	0	1.2	2	0	0	0	5	3.0		
at Iowa State	12-01-16	8	1-1	1,000	0-0	.000	0-0	.000	3	1	4	1.6	1	0	2	0	0	2	2.9	
BOWLING GREEN	12/04/16	13	2-3	.667	0-0	.000	2-4	.500	1	0	1	1.5	3	0	0	0	6	3.3		
at Butler	12/10/16	1	0-0	.000	0-0	.000	0-0	.000	0	0	0	1.3	0	0	0	0	0	0	2.9	
TEXAS SOUTHERN	12/13/16	10	2-3	.667	0-0	.000	2-2	1,000	0	2	2	1.4	2	0	0	1	0	6	3.2	
FAIRLEIGH DICKINSON	12/17/16	15	3-5	600	0-0	.000	2-4	.500	1	2	3	1.5	2	0	0	1	1	8	3.6	
MARSHALL	12/22/16	10	1-2	.500	0-0	.000	0-0	.000	0	0	0	1.4	1	0	0	1	0	2	3.5	
at Temple	12/28/16	3	0-1	.000	0-0	.000	0-0	.000	1	1	2	1.5	2	0	1	1	0	0	3.2	
TULANE	01/01/17	15	2-3	.667	0-0	.000	1-2	.500	0	1	1	1.4	5	0	1	1	0	5	3.4	
at Houston	1/7/17	5	0-0	.000	0-0	.000	0-0	.000	0	0	1	1.4	1	0	1	0	0	0	3.1	
SMU	01/12/17	2	0-0	.000	0-0	.000	0-0	.000	0	0	0	1.3	1	0	0	0	0	0	2.9	
at East Carolina	01/15/17	13	1-3	.333	0-0	.000	0-0	.000	1	3	4	1.5	1	0	2	2	5	1	2	2.9
TEMPLE	01/18/17	9	1-1	1,000	0-0	.000	0-0	.000	1	0	1	1.4	1	0	0	2	0	2	2.8	
at Tulane	01/21/17	12	0-1	.000	0-0	.000	0-0	.000	2	1	3	1.5	4	1	3	0	0	0	2.7	
XAVIER	01/26/17	12	2-3	.667	0-0	.000	0-0	.000	2	1	3	1.6	4	0	0	2	0	4	2.8	
USF	01/29/17	16	3-3	1,000	0-0	.000	2-4	.500	0	1	1	1.6	2	0	3	0	8	3.0		
at SMU	02/12/17	1	0-0	.000	0-0	.000	0-0	.000	0	0	0	1.5	0	0	0	1	0	0	2.9	
at USF	02/15/17	5	0-0	.000	0-0	.000	1-4	.250	0	1	1	1.5	0	0	0	0	0	1	2.8	
TULSA	02/18/17	8	1-2	.500	0-0	.000	1-2	.500	1	1	2	1.5	4	0	2	1	0	3	2.8	
MEMPHIS	02/23/17	8	1-1	1,000	0-0	.000	2-2	1,000	1	1	2	1.5	1	0	0	0	4	2.8		
at UCF	2/26/17	6	1-1	1,000	0-0	.000	0-0	.000	0	1	1	1.5	1	0	0	0	2	2.8		
HOUSTON	03/02/17	6	0-0	.000	0-0	.000	0-0	.000	0	2	2	1.5	0	0	0	1	0	0	2.7	
at UConn	3/5/17	7	0-1	.000	0-0	.000	0-0	.000	0	0	0	1.5	2	0	0	1	0	0	2.6	
vs Tulsa	3/10/17	12	0-2	.000	0-0	.000	0-0	.000	1	2	3	1.5	3	0	1	0	0	0	2.5	
at UConn	3/11/17	13	0-1	.000	0-0	.000	3-4	.750	2	3	5	1.6	4	0	0	0	0	3	2.5	
vs SMU	3/12/17	4	0-2	.000	0-0	.000	0-0	.000	1	1	2	1.6	0	0	0	0	0	0	2.5	
vs Kansas State	03/17/17	11	0-1	.000	0-0	.000	1-2	.500	0	1	1	1.6	2	0	0	0	0	1	2.4	
vs UCLA	03/19/17	10	1-1	1,000	0-0	.000	0-0	.000	0	1	1	1.6	0	0	0	0	0	2	2.4	
Totals		0	279	28-53	.528	0-0	.000	23-40	.575	20	33	53	1.6	65	2	19	22	4	79	2.4



#34 JARRON CUMBERLAND

GUARD • 6-5 • 215 • SOPHOMORE • 1L • WILMINGTON, OHIO (WILMINGTON HIGH SCHOOL)

CONFERENCE AWARDS

- » Weekly Honor Roll (3x: 1/15/18; 1/2/18 & 11/20/17)
- » All-Rookie Team (2016-17)
- » Co-Sixth Man of the Year (2016-17)
- » Player of the Week (1/30/17)
- » Rookie of the Week (3x: 3/6/16; 1/2/17 & 12/19/16)

MOMENTS

- » Scored a season-high 26 points with six three-pointers and four steals in 20 minutes against USF (1/29/17)
- » Netted 13 of his 15 points in the second half against No. 24 Xavier (1/26/17)
- » Tallied 15 points against UCLA (3/19/17) in the second round of the NCAA Tournament

2017-18 Season (Sophomore): Started all 36 games, averaging 11.5 points, 4.0 rebounds, 2.9 assists, 1.0 steals in 28.9 minutes ... named to The American's Weekly Honor Roll three times (11/20, 1/2, 1/15) ... ranked second on the team, averaging 14.0 points during five postseason games ... registered his first collegiate double-double, scoring a career-high 27 points on 8-of-17 shooting with four three-pointers to go with a career-high 11 rebounds against Georgia State (3/16). It marked the most points scored by a Bearcat in an NCAA Tournament game during the Mick Cronin coaching era (since 2006-07) ... finished the season ranked 24th in the league in scoring (11.5) ... ranked among the league leaders during conference play in assists (12th at 2.9), free throw percentage (15th at .736) and scoring (26th at 11.4) ... tied teammate Jacob Evans III with a team-high 60 three-pointers ... made as many as four three-pointers in six games ... scored 20 points on 6-of-9 shooting with four threes against Western Carolina (11/13) ... tallied 19 points with nine rebounds against Coppin State (11/16) ... scored 18 points with four threes and five assists against Memphis (3/10) in the semifinals of the American Championship ... handed out a season-high eight assists twice (Tulsa [2/25] and SMU [3/9]) ... scored in double figures in 22 games ... made at least one three-pointer in 28 of 36 games, including 15 of 18 conference contests.

2016-17 Season (Freshman): Played in 35 games as a reserve, averaging 8.3 points, 2.4 rebounds, 1.5 assists and 1.0 steals in 19.1 minutes ... named to The American's All-Rookie Team and selected as The American's Co-Sixth Man of the Year with SMU's Ben Emelogu ... named league's player of the week after a pair of strong performances: scoring a season-high 26 points on 8-of-11 shooting with a season-best six three-pointers against USF (1/29) and tallying 15 points, including 13 in the second half, against No. 24 Xavier (1/26) ... named league's rookie of the week three times ... netted 19 points with a trio of threes against Tulane (1/1) ... tallied 17 points on 4-of-6 shooting from the field and 8-of-10 shooting from the foul line against Lipscomb (11/26) ... shot 52.6 percent (22 of 42) from the field while averaging 11.6 points in five postseason games ... scored in double figures in 14 games ... led the team in scoring in six games.

Prior to Cincinnati: Averaged 29.6 points, 7.4 rebounds, 3.6 steals and 3.2 assists while shooting 57.4 percent (303 of 528) from the field as a senior at Wilmington High School ... helped lead the Hurricane to a 27-2 record and the semifinals of the OHSAA Division I playoffs ... finished as the school's all-time leading scorer with 2,383 points ... posted a school-record 52 points against Washington Court House (2/11/16) ... named a finalist for the Ohio Mr. Basketball Award and a McDonald's All-American nominee ... scored a team-high 15 points and was named most valuable player of the 2016 Ohio-Kentucky All-Star game ... averaged 24.5 points, 7.5 rebounds and 3.3 assists as a junior ... averaged 17.8 points, 5.4 rebounds, 2.0 assists and 1.8 steals during AAU action with King James (Ohio) during the 2015 summer, later earning Third Team All-Peach Jam honors during Nike EYBL action ... earned First Team Associate Press Division I All-Ohio honors as a junior and senior ... ranked at No. 55 on ESPN's Top 100 prospects list ... tabbed as a four-star prospect by Rivals.com, Scout.com and 247 Sports.

Personal: Born Sept. 22, 1997 in Wilmington, Ohio ... son of Cheryl and Scott Cumberland ... has two sisters, Ebony and Chasity ... right-handed ... first name pronounced JAIR-in.

SEASON & CAREER STATISTICS

2017-18 SEASON

	Pts	CAREER
27 vs. Georgia State, 3/16/18	27 vs. Georgia State, 3/16/18	
17, 3x (last vs. Nevada, 3/18/18)	FG Atts	17, 3x (last vs. Nevada, 3/18/18)
8 vs. Georgia State, 3/16/18	FG Made	8, 2x (last vs. Georgia State, 3/16/18)
11 vs. Georgia State, 3/16/18	3PT-FG Atts	11 vs. Georgia State, 3/16/18
4, 6x (last vs. Georgia State, 3/16/18)	3PT-FG Made	6 vs. USF, 1/29/17
10 vs. Houston, 1/31/18	FT Atts	10, 2x (last vs. Houston, 1/31/18)
7, 2x (last vs. Georgia State, 3/16/18)	FT Made	8 vs. Lipscomb, 11/26/16
11 vs. Georgia State, 3/16/18	Rebs	11 vs. Georgia State, 3/16/18
8, 2x (last vs. SMU, 3/9/18)	Assts	8, 2x (last vs. SMU, 3/9/18)
3, 2x (last vs. ECU, 1/20/18)	Stls	5 vs. SMU, 3/12/17
2 vs. Florida, 12/9/17	Blks	3 vs. ECU, 1/20/18
40 vs. Georgia State, 3/16/18	Mins	40 vs. Georgia State, 3/16/18

MISCELLANEOUS STATISTICS

CATEGORY	2016-17	2017-18	CAREER
Double-Figure Scoring Games	14	22	36
Double-Figure Rebounding Games	0	1	1
Double-Double Games	0	1	1
20-Point Scoring Games	1	2	3
Games Led UC in Scoring	6	8	14
Games Led UC in Rebounding	1	1	2
Games Led UC in Assists	2	11	13
Games With 3+ Assists	5	19	24
Games With 3+ Blocks	0	0	0
Games With 3+ Steals	4	2	6
Games With 3+ Three-Pointers	5	8	13

CAREER STATISTICS

			Total		3-Point		F-Throws		Rebounds											Scoring	
Season	gp-gs	min/avg	fg-fga	pct	fg-fga	pct	ft-fga	pct	off	def	tot	avg	pf	fo	ast	to	blk	stl	pts	avg	
2016-17	35-0	669/19.1	99-201	.493	38-107	.355	56-87	.644	36	48	84	2.4	63	0	52	35	9	34	292	8.3	
2017-18	36-36	1041/28.9	138-337	.409	60-177	.339	78-115	.678	45	98	143	4.0	76	1	103	64	13	37	414	11.5	
TOTAL	71-36	1710/24.1	237-538	.441	98-284	.345	134-202	.663	81	146	227	3.2	139	1	155	99	22	71	706	9.9	



#34 JARRON CUMBERLAND

GUARD • 6-5 • 215 • SOPHOMORE • 1L • WILMINGTON, OHIO (WILMINGTON HIGH SCHOOL)

GAME-BY-GAME STATISTICS

2017-18 (SOPHOMORE SEASON)

Opponent	Date	gs	min	Total		3-Pointers		Free throws		Rebounds				pf	a	t/o	blk	stl	pts	avg	
				fg-fga	pct	3fg-fga	pct	ft-fa	pct	off	def	tot	avg								
SAVANNAH STATE	11/10/17	*	24	4-11	.364	1-5	.200	1-2	.500	4	3	7	7.0	0	5	0	0	1	10	10.0	
WESTERN CAROLINA	11/13/17	*	23	6-9	.667	4-6	.667	4-4	1.000	0	2	2	4.5	1	2	3	0	0	20	15.0	
COPPIN STATE	11/16/17	*	25	7-14	.500	4-10	.400	1-4	.250	1	8	9	6.0	0	3	0	1	0	19	16.3	
vs Buffalo	11/20/17	*	33	5-11	.455	0-1	.000	4-7	.571	3	3	6	6.0	4	2	7	1	1	14	15.8	
vs Richmond	11/21/17	*	18	2-7	.286	2-5	.400	0-0	.000	2	3	5	5.8	0	0	1	1	2	6	13.8	
vs Wyoming	11/22/17	*	25	2-6	.333	1-2	.500	1-2	.500	0	2	2	5.2	2	1	0	1	1	6	12.5	
ALABAMA STATE	11/27/17	*	23	1-5	.200	0-3	.000	0-0	.000	0	0	4	4.4	1	4	2	0	0	2	11.0	
at Xavier	12/02/17	*	26	5-12	.417	2-5	.400	3-4	.750	0	0	0	3.9	4	0	2	1	1	15	11.5	
vs Florida	12/09/17	*	29	4-12	.333	2-6	.333	0-1	.000	1	1	2	3.7	4	2	2	2	1	10	11.3	
MISSISSIPPI ST.	12/12/17	*	30	1-8	.125	1-4	.250	4-6	.667	1	4	5	3.8	0	3	2	1	0	7	10.9	
at UCLA	12/16/17	*	31	4-8	.500	2-3	.667	0-5	.000	0	4	4	3.8	3	5	1	0	1	10	10.8	
UA-PINE BLUFF	12/19/17	*	14	2-4	.500	0-2	.000	0-0	.000	0	3	3	3.8	1	1	3	0	1	4	10.3	
CLEVELAND STATE	12/21/17	*	29	5-14	.357	2-6	.333	4-4	1.000	2	2	4	3.8	3	4	2	0	3	16	10.7	
MEMPHIS	12/31/17	*	29	6-9	.667	2-3	.667	1-1	1.000	2	6	8	4.1	2	4	1	1	2	15	11.0	
at Temple	01/04/18	*	36	0-6	.000	0-4	.000	0-2	.000	0	6	6	4.2	2	1	3	0	0	0	10.3	
SMU	01/07/18	*	33	4-13	.308	2-8	.250	4-4	1.000	0	4	4	4.2	1	4	4	0	2	14	10.5	
at USF	1/13/18	*	21	7-11	.636	4-7	.571	0-0	.000	0	3	3	4.1	4	1	1	0	0	18	10.9	
at UCF	1/16/18	*	34	1-4	.250	1-3	.333	2-4	.500	1	1	2	4.0	1	4	3	0	1	5	10.6	
ECU	01/20/18	*	28	4-9	.444	1-4	.250	5-6	.833	2	2	4	4.0	3	2	1	0	0	14	10.8	
TEMPLE	01/24/18	*	25	5-13	.385	1-6	.167	2-2	1.000	1	0	1	3.9	1	0	1	0	1	13	10.9	
at Memphis	1/27/18	*	36	3-7	.429	1-3	.333	0-0	.000	2	3	5	3.9	4	2	2	0	1	7	10.7	
HOUSTON	01/31/18	*	31	4-10	.400	0-2	.000	7-10	.700	2	2	4	3.9	3	4	4	1	1	15	10.9	
at UCONN	2/3/18	*	29	2-8	.250	2-8	.250	2-5	.400	0	4	4	3.9	2	1	1	0	0	8	10.8	
UCF	02/06/18	*	26	3-6	.500	2-3	.667	1-2	.500	1	5	6	4.0	3	4	1	0	0	9	10.7	
at SMU	02/11/18	*	25	4-7	.571	1-4	.250	3-4	.750	1	2	3	4.0	0	4	0	0	2	12	10.8	
at Houston	2/15/18	*	37	3-9	.333	2-6	.333	6-7	.857	3	1	4	4.0	2	1	1	0	1	14	10.9	
WICHITA STATE	02/18/18	*	34	7-17	.412	3-10	.300	1-1	1.000	0	2	2	3.9	3	3	3	0	2	18	11.1	
UCONN	02/22/18	*	30	3-10	.300	1-7	.143	0-0	.000	0	4	4	3.9	2	3	0	1	1	7	11.0	
TULSA	02/25/18	*	34	6-10	.600	4-7	.571	1-1	1.000	1	4	5	3.9	1	8	3	0	2	17	11.2	
at Tulane	03/01/18	*	22	2-5	.400	0-2	.000	4-4	1.000	0	1	1	3.8	2	5	3	0	1	8	11.1	
at Wichita State	03/04/18	*	37	5-10	.500	1-3	.333	0-0	.000	1	2	3	3.8	2	1	0	1	1	11	11.1	
vs SMU	03/09/18	*	34	0-4	.000	0-2	.000	0-1	.000	2	3	5	3.8	1	8	1	1	1	0	10.8	
vs Memphis	3-10-18	*	32	5-9	.556	4-6	.667	4-8	.500	1	2	3	3.8	4	5	1	0	0	18	11.0	
vs Houston	3-11-18	*	31	3-5	.600	0-1	.000	2-2	1.000	0	1	1	3.7	4	1	4	0	0	8	10.9	
vs Georgia State	03/16/18	*	40	8-17	.471	4-11	.364	7-8	.875	8	3	11	3.9	1	2	1	0	2	27	11.3	
vs Nevada	03/18/18	*	27	5-17	.294	3-9	.333	4-4	1.000	3	2	5	4.0	5	3	0	0	1	17	11.5	
Totals			36	1041	138-337	409	60-177	339	78-115	678	45	98	143	4.0	76	103	64	13	37	414	11.5

2016-17 (FRESHMAN SEASON)

Opponent	Date	Total				3-Pointers		Free throws		Rebounds				pf	a	t/o	blk	stl	pts	avg
		gs	min	fg-fga	pct	3fg-fga	pct	ft-fa	pct	off	def	tot	avg							
BROWN	11/11/16	13	1-3	333	0-2	.000	1-3	333	0	0	0	0.0	1	2	0	1	2	3	3.0	
ALBANY	11/14/16	19	4-6	667	2-4	.500	1-1	1.000	1	1	2	1.0	1	1	0	0	0	11	7.0	
vs Rhode Island	11/19/16	15	0-1	.000	0-1	.000	0-1	.000	2	0	2	1.3	3	1	0	0	0	0	4.7	
vs Penn State	11/20/16	12	1-3	333	0-2	.000	0-1	.000	0	1	1	1.3	0	3	0	0	1	2	4.0	
SAMFORD	11/23/16	8	0-1	.000	0-1	.000	0-0	.000	1	1	2	1.4	0	1	0	0	0	0	3.2	
LIPSCOMB	11/26/16	22	4-6	667	1-3	.333	8-10	.800	0	1	1	1.3	1	1	2	1	3	17	5.5	
at Iowa State	12-01-16	7	0-2	.000	0-1	.000	0-0	.000	0	0	0	1.1	1	0	0	0	0	0	4.7	
BOWLING GREEN	12/04/16	18	1-7	.143	0-2	.000	0-0	.000	3	3	6	1.8	2	3	1	1	1	2	4.4	
at Butler	12/10/16	9	1-3	333	0-1	.000	2-2	1.000	1	0	1	1.7	3	1	1	1	0	1	4.3	
TEXAS SOUTHERN	12/13/16	24	7-9	.778	4-4	1.000	0-0	.000	3	3	6	2.1	1	1	0	1	1	18	5.7	
FAIRLEIGH DICKINSON	12/17/16	20	4-8	.500	3-6	.500	0-0	.000	1	3	4	2.3	3	5	0	0	1	11	6.2	
MARSHALL	12/22/16	7	0-2	.000	0-2	.000	2-2	1.000	0	0	0	2.1	1	0	1	0	0	2	5.8	
at Temple	12/28/16	19	2-6	.333	2-4	.500	0-1	.000	3	2	5	2.3	2	2	3	0	0	6	5.8	
TULANE	01/01/17	26	6-8	.750	3-3	1.000	4-6	.667	1	3	4	2.4	4	1	3	1	2	19	6.8	
at Houston	1/7/17	16	1-3	.333	0-2	.000	0-0	.000	0	2	2	2.4	2	1	2	0	0	2	6.5	
SMU	01/12/17	11	1-3	.333	1-3	.333	3-4	.750	0	2	2	2.4	1	1	1	0	0	6	6.4	
at East Carolina	01/15/17	21	1-7	.143	0-4	.000	2-3	.667	2	2	4	2.5	2	1	0	0	1	4	6.3	
TEMPLE	01/18/17	23	1-4	.250	1-2	.500	2-2	1.000	0	2	2	2.4	3	1	0	0	1	5	6.2	
at Tulane	01/21/17	16	2-2	1.000	0-0	.000	0-0	.000	0	1	1	2.4	1	2	3	0	0	4	6.1	
XAVIER	01/26/17	21	5-9	.556	2-5	.400	3-8	.375	1	3	4	2.5	3	1	1	0	0	15	6.6	
USF	01/29/17	20	8-11	.727	6-9	.667	4-7	.571	0	3	3	2.5	0	3	0	1	4	26	7.5	
at Tulsa	02/01/17	20	1-3	.333	0-2	.000	2-5	.400	0	0	0	2.4	4	1	1	0	2	4	7.3	
UCONN	02/04/17	21	5-9	.556	3-7	.429	2-2	1.000	0	2	2	2.3	2	1	1	0	4	15	7.7	
UCF	02/08/17	19	1-4	.250	0-2	.000	1-1	1.000	0	0	0	2.3	0	4	0	0	1	3	7.5	
at SMU	02/12/17	7	1-2	.500	1-2	.500	0-0	.000	1	0	1	2.2	2	0	0	0	1	0	3.3	
at USF	02/15/17	31	3-6	.500	1-3	.333	0-1	.000	2	2	4	2.3	2	2	1	0	1	7	7.3	
MEMPHIS	02/23/17	22	3-7	.429	1-4	.250	2-2	1.000	1	1	2	2.3	1	4	1	1	0	9	7.3	
at UCF	2/26/17	28	3-8	.375	0-4	.000	5-8	.625	3	0	3	2.3	1	5	2	0	0	11	7.5	
HOUSTON	03/02/17	21	4-7	.571	2-5	.400	0-0	.000	1	2	3	2.3	4	0	4	0	1	10	7.6	
at UConn	3/5/17	25	6-9	.667	0-2	.000	3-3	1.000	2	1	3	2.3	1	1	1	0	1	15	7.8	
vs Tulsa	3/10/17	27	4-6	.667	1-2	.500	0-2	.000	1	2	3	2.4	2	0	3	0	0	9	7.8	
at UConn	3/11/17	27	3-5	.600	1-3	.333	4-6	.667	1	1	2	2.3	2	1	1	0	2	11	7.9	
vs SMU	3/12/17	31	4-13	.308	1-5	.200	5-6	.833	3	1	4	2.4	1	0	1	0	5	14	8.1	
vs Kansas State	03/17/17	23	4-5	.800	1-1	1.000	0-0	.000	1	2	3	2.4	3	0	0	0	0	9	8.1	
vs UCLA	03/19/17	20	7-13	.538	1-4	.250	0-0	.000	1	1	2	2.4	3	1	1	0	0	15	8.3	
Totals		0	669	99-201	493	38-107	335	56-87	644	36	48	84	2.4	63	52	35	9	34	292	8.3

2017-18 BOXSCORES

GAME 1 • NOV. 10, 2017 • CAYMAN ISLANDS CLASSIC SAVANNAH STATE (77) AT 12/13 CINCINNATI (107) BB&T ARENA (HIGHLAND HEIGHTS, KY.)

Savannah State 77 • 0-1

#	Player	Total	3-Ptr	Rebounds	PF	TP	A	TO	Blk	Stl	Min
		FG-FGA	FG-FGA	FT-FTA	Off	Def	Tot				
05	JENKINS, Javaris	f	1-2	1-2	0-0	0	2	2	0	0	22
12	SMITH, Jahlin	f	6-12	0-3	1-2	2	3	5	3	13	1
01	DASENT, Austin	f	5-9	4-7	0-0	0	5	5	4	14	6
22	MCCLANAHAN, Dexter	g	3-11	1-4	4-5	1	2	3	7	0	25
55	EVANS, Tylik	g	3-14	1-9	4-6	1	3	4	2	11	5
02	ORIZU, Ralueke	g	0-1	0-0	0-0	1	0	1	2	0	6
03	SELLERS, Zach	g	0-3	0-2	0-0	0	1	1	3	0	15
04	GRANT, John	g	0-5	0-3	0-0	0	1	1	0	0	5
10	GLENN, Maricus	g	0-0	0-0	0-0	0	1	1	0	0	0
15	FELDER, Isaiah	g	1-3	1-3	0-0	0	1	1	2	3	2
24	GRANT, Juwan	g	4-6	3-4	0-0	0	1	1	0	11	0
30	CABEZA, Jahir	g	1-4	0-3	3-3	0	1	1	4	5	1
32	DUBOSE, Chris	g	2-3	2-3	0-0	0	0	0	1	6	0
50	PINKETT, Khaleen	g	0-1	0-1	0-0	0	0	2	1	0	0
Team			0-4								
Totals		26-74	13-44	12-16	7	25	32	24	77	19	17

FG % 1st Half: 15-39 38.5% 2nd half: 11-35 31.4% Game: 26-74 35.1%
 3FG % 1st Half: 8-23 34.8% 2nd half: 5-21 23.8% Game: 13-44 29.5%
 FT % 1st Half: 2-2 100.0 2nd half: 10-14 71.4% Game: 12-16 75.0%

Deadball Rebounds 4,3

Cincinnati 107 • 1-0

#	Player	Total	3-Ptr	Rebounds	PF	TP	A	TO	Blk	Stl	Min
		FG-FGA	FG-FGA	FT-FTA	Off	Def	Tot				
11	CLARK, Gary	f	5-9	0-1	3-4	4	7	11	2	13	1
24	WASHINGTON, Kyle	f	2-3	0-0	1-1	0	4	4	3	5	0
01	EVANS, Jacob	g	7-15	4-11	1-3	3	4	7	2	19	5
15	BROOME, Cane	g	6-11	5-9	0-0	0	4	4	2	17	4
34	CUMBERLAND, Jarron	g	4-11	1-5	1-2	4	3	7	0	10	5
02	WILLIAMS, Keith	g	5-12	0-4	0-0	3	2	5	0	10	1
03	JENIFER, Justin	g	6-12	1-5	2-5	0	0	0	2	15	5
05	MOORE, Trevor	g	3-5	2-4	0-0	1	1	2	1	8	0
13	SCOTT, Tre	g	1-2	0-0	2-2	1	2	3	2	4	3
14	BART, Jackson	g	0-0	0-0	0-0	0	0	0	0	0	0
20	DIARRA, Mamoudou	g	0-0	0-0	0-0	0	0	0	0	0	0
22	NSOSEME, Eliel	g	1-3	0-0	1-5	4	4	8	2	3	0
31	MARTIN, Sam	g	0-0	0-0	0-0	0	0	0	0	0	0
32	KOZ, John	g	0-0	0-0	0-0	0	0	0	0	0	0
33	BROOKS, Nysier	g	1-3	0-0	1-2	2	5	7	1	3	0
Team			41-86								
Totals		41-86	13-39	12-24	25	40	65	17	107	24	20

FG % 1st Half: 23-45 51.1% 2nd half: 18-41 43.9% Game: 41-86 47.7%
 3FG % 1st Half: 10-22 45.5% 2nd half: 3-17 17.6% Game: 13-39 33.3%
 FT % 1st Half: 4-8 50.0% 2nd half: 8-16 50.0% Game: 12-24 50.0%

Deadball Rebounds 4,1

Officials: Bill Jacobson, Jon Campbell, Steven Perry
 Technical fouls: Savannah State-None. Cincinnati-None.
 Attendance: 6610

Score by periods	1st	2nd	Total
Savannah State	40	37	77
Cincinnati	60	47	107

Last FG - SSUM 2nd-03:06, CIN 2nd-00:35.
 Largest lead - SSUM by 5 1st-16:51, CIN by 30 2nd-00:35.

Points	In	Off	2nd	Fast	Bench
SSUM	Paint	T/O	Chance	Break	
CIN	24	17	2	18	25
	54	22	30	14	43

Score tied - 3 times.
 Lead changed - 7 times.

GAME 3 • NOV. 16, 2017 COPPIN STATE (54) AT CINCINNATI (97) BB&T ARENA (HIGHLAND HEIGHTS, KY.)

Coppin State 54 • 0-3

#	Player	Total	3-Ptr	Rebounds	PF	TP	A	TO	Blk	Stl	Min
		FG-FGA	FG-FGA	FT-FTA	Off	Def	Tot				
05	TARORE, Adam	f	3-6	1-1	1-1	0	3	3	5	8	0
05	COUNCIL, Cedric	f	1-3	1-3	0-0	0	1	1	5	3	0
03	CLAYTON, DeJuan	g	3-10	1-2	2-2	0	3	3	1	9	3
10	DAVIS, Karonn	g	3-9	0-2	4-4	1	2	3	3	10	2
22	MORGAN, Lamar	g	2-5	0-2	4-4	0	2	2	2	8	1
02	ANDREWS-FULTON, Chad	g	1-2	0-0	0-0	3	4	7	2	2	0
02	DRUMMOND, Tagwain	g	0-2	0-1	0-0	0	4	4	1	0	0
04	THOMAS, Tre	g	4-12	1-4	0-0	0	2	2	1	9	0
11	BOYCE, Joel	g	2-4	0-0	1-1	0	1	1	1	5	1
21	BROWNLEE, Lucian	g	0-3	0-1	0-0	0	0	0	0	0	0
24	FAIR, Keandre	g	0-4	0-3	0-0	0	0	0	3	0	0
Team			0-1								
Totals		19-60	4-19	12-12	4	23	27	24	54	7	11

FG % 1st Half: 9-31 29.0% 2nd half: 10-29 34.5% Game: 19-60 31.7%
 3FG % 1st Half: 2-12 16.7% 2nd half: 2-7 28.6% Game: 4-19 21.1%
 FT % 1st Half: 6-6 100.0 2nd half: 6-6 100.0 Game: 12-12 100.0

Deadball Rebounds 0,1

Cincinnati 97 • 3-0

#	Player	Total	3-Ptr	Rebounds	PF	TP	A	TO	Blk	Stl	Min
		FG-FGA	FG-FGA	FT-FTA	Off	Def	Tot				
11	CLARK, Gary	f	5-8	1-3	1-2	5	4	9	2	12	2
24	WASHINGTON, Kyle	f	5-11	0-1	1-4	1	5	6	1	11	1
01	EVANS, Jacob	g	2-4	1-2	6-6	1	1	2	1	11	4
15	BROOME, Cane	g	1-3	0-1	2-4	0	1	1	0	4	2
34	CUMBERLAND, Jarron	g	7-14	4-10	1-4	1	8	9	0	19	3
02	WILLIAMS, Keith	g	2-6	0-2	0-3	0	2	2	0	4	2
03	JENIFER, Justin	g	4-5	4-5	4-4	1	1	2	1	16	2
05	MOORE, Trevor	g	1-3	1-3	2-4	1	1	2	1	5	0
13	SCOTT, Tre	g	2-2	0-0	2-2	3	3	5	0	6	3
14	BART, Jackson	g	0-0	0-0	0-0	0	0	0	0	0	0
20	DIARRA, Mamoudou	g	1-5	1-2	2-2	1	2	3	0	5	1
22	NSOSEME, Eliel	g	1-1	0-0	0-1	1	4	5	3	2	2
31	MARTIN, Sam	g	0-0	0-0	0-0	0	0	0	0	0	0
32	KOZ, John	g	0-0	0-0	0-0	0	0	0	0	0	0
33	BROOKS, Nysier	g	1-1	0-0	0-0	0	2	2	1	2	1
Team			1-2								
Totals		32-63	12-29	21-36	15	36	51	10	97	23	7

FG % 1st Half: 19-38 50.0% 2nd half: 13-25 52.0% Game: 32-63 50.8%
 3FG % 1st Half: 9-18 50.0% 2nd half: 3-11 27.3% Game: 12-29 41.4%
 FT % 1st Half: 8-14 57.1% 2nd half: 13-22 59.1% Game: 21-36 58.3%

Deadball Rebounds 7,1

Officials: Tony Greene, Bart Lenox, Tommy Short
 Technical fouls: Coppin State-None. Cincinnati-None.
 Attendance: 7158

Score by periods	1st	2nd	Total
Coppin State	26	28	54
Cincinnati	55	42	97

Points	In	Off	2nd	Fast	Bench
CSUM	Paint	T/O	Chance	Break	
CIN	20	5	2	16	40
	38	16	7	16	40

GAME 2 • NOV. 13, 2017 WESTERN CAROLINA (51) AT 12/13 CINCINNATI (102) BB&T ARENA (HIGHLAND HEIGHTS, KY.)

Western Carolina 51 • 0-2

#	Player	Total	3-Ptr	Rebounds	PF	TP	A	TO	Blk	Stl	Min
		FG-FGA	FG-FGA	FT-FTA	Off	Def	Tot				
12	Marc Gosselin	f	2-5	0-1	0-0	3	0	3	4	4	3
23	Mike Amius	f	2-7	0-0	3-5	2	2	4	3	7	0
33	Onno Steger	f	0-3	0-1	0-1	0	0	0	0	0	3
05	Devin Peterson	g	2-5	0-0	1-2	0	2	2	3	5	2
11	Haboubacar Mutombo	g	1-8	0-2	0-0	1	1	2	1	2	0
00	Maurice Smith	g	1-4	0-0	1-4	0	3	2	3	1	0
01	Desmond Johnson	g	0-2	0-0	2-2	0	2	2	3	2	1
02	Matt Halvorsen	g	5-9	3-7	2-2	0	1	1	1	15	0
03	Jason McMillan	g	0-0	0-0	0-0	0	0	0	0	0	0
13	Deriece Parks	g	4-6	2-4	0-0	0	2	2	2	10	2
21	Marcus Thomas	g	0-1	0-0	0-0	1	0	1	0	0	0
24	Ashley Williams	g	0-1	0-1	0-0	0	0	0	0	0	0
32	Devonte Fuller	g	1-2	0-0	0-0	0	1	1	0	2	0
35	Yalim Olcay	g	0-0	0-0	1-2	1	1	2	1	1	0
41	Charlenead Brooks	g	0-0	0-0	0-0	1	0	1	1	0	0
44	Adam Sleded	g	0-3	0-0	0-0	1	0	1	2	0	0
Team			1-2								
Totals		18-56	5-16	10-18	11	17	28	23	51	9	22

FG % 1st Half: 10-25 40.0% 2nd half: 8-31 25.8% Game: 18-56 32.1%
 3FG % 1st Half: 4-7 57.1% 2nd half: 1-9 11.1% Game: 5-16 31.3%
 FT % 1st Half: 5-11 45.5% 2nd half: 5-7 71.4% Game: 10-18 55.6%

Deadball Rebounds 2,1

Cincinnati 102 • 2-0

#	Player	Total	3-Ptr	Rebounds	PF	TP	A	TO	Blk	Stl	Min
		FG-FGA	FG-FGA	FT-FTA	Off	Def	Tot				
11	CLARK, Gary	f	2-5	0-1	4-4	1	1	2	1	8	1
33	BROOKS, Nysier	g	2-5	0-1	0-0	4	4	8	2	2	1
01	EVANS, Jacob	g	2-3	1-1	4-6	2	4	6	2	9	6
03	JENIFER, Justin	g	0-3	0-2	2-2	0	0	0	0	2	2
34	CUMBERLAND, Jarron	g	6-9	4-6	4-4	0	2	2	1	20	2
02	WILLIAMS, Keith	g	5-7	0-2	0-2	0	1	1	0	10	1
05	MOORE, Trevor	g	1-3	1-3	2-2	0	3	1	5	1	0
13	SCOTT, Tre	g	1-2	0-0	2-3	1	5	6	3	6	3
14	BART, Jackson	g	0-2	0-2	0-0	0	0	0	0	0	0
15	BROOME, Cane	g	6-11	2-3	1-2	1	1	2	2	15	4
20	DIARRA, Mamoudou	g	3-6	0-0	3-4	2	4	6	1	9	0
24	WASHINGTON, Kyle	g	4-7	1-1	5-5	1	6	7	2	14	0
31	MARTIN, Sam	g	0-1	0-0	0-0	0	0	0	0	0	0
32	KOZ, John	g	0-0	0-0	0-0	0	0	0	0	0	0
Team			3-4								
Totals		33-64	9-21	27-34	15	32	47	17	102	24	13

FG % 1st Half: 15-30 50.0% 2nd half: 18-34 52.9% Game: 33-64 51.6%
 3FG % 1st Half: 3-9 33.3% 2nd half: 6-12 50.0% Game: 9-21 42.9%
 FT % 1st Half: 13-18 72.2% 2nd half: 14-16 87.5% Game: 27-34 79.4%

Deadball Rebounds 5,1

Officials: Zelton Steed, Byron Jarrett, Wil Howard
 Technical fouls: Western Carolina-None. Cincinnati-None.
 Attendance: 7051

2017-18 BOXSCORES

GAME 5 • NOV. 21, 2017 • CAYMAN ISLANDS CLASSIC SEMIS RICHMOND (48) VS 12/13 CINCINNATI (75) JOHN GRAY GYMNASIUM (GEORGE TOWN, CAYMAN ISLANDS)

Richmond 48 • 1-3

#	Player	Total		3-Ptr		Rebounds			PF	TP	A	TO	Blk	Stl	Min
		FG-FGA	FG-FGA	FT-FTA	FT-FTA	Off	Def	Tot							
13	STANSBURY, Solly	f	2-4	0-1	3-6	0	1	1	0	7	1	0	0	2	20
33	GOLDEN, Grant	f	2-8	0-1	0-0	0	1	1	4	4	0	2	1	0	22
00	GILYARD, Jacob	g	3-9	2-4	4-4	0	2	2	0	12	2	1	0	2	32
05	SHEROD, Nick	g	1-5	0-2	0-0	0	1	1	2	2	1	0	0	1	19
11	BUCKINGHAM, De'Mont	g	2-7	1-3	1-2	2	5	7	1	6	3	7	0	0	32
01	KIRBY, Joe		2-2	2-2	0-0	1	0	1	0	6	0	0	0	0	3
02	FORE, Khwan		0-0	0-0	1-2	0	1	1	3	1	1	2	0	0	14
04	CAYO, Nathan		3-4	0-1	0-0	1	1	2	2	6	1	0	1	0	23
25	MADRID-ANDREWS, J		0-0	0-0	0-0	0	2	2	1	0	0	2	1	0	11
32	JOHNSON, Julius		1-3	1-2	1-2	0	1	1	4	4	2	3	0	2	16
44	FRIENDSHUH, Paul		0-0	0-0	0-0	0	0	0	1	0	0	3	0	0	8
Team						1	2	3							
Totals			16-42	6-16	10-17	5	17	22	18	48	11	20	3	7	200
FG % 1st Half: 4-18 22.2%		2nd half: 12-24 50.0%		Game: 16-42 38.1%		Deadball		Rebounds							
3FG % 1st Half: 1-8 12.5%		2nd half: 5-8 62.5%		Game: 6-16 37.5%											
FT % 1st Half: 5-11 45.5%		2nd half: 5-6 83.3%		Game: 10-17 58.8%											

Cincinnati 75 • 5-0

#	Player	Total		3-Ptr		Rebounds			PF	TP	A	TO	Blk	Stl	Min
		FG-FGA	FG-FGA	FT-FTA	FT-FTA	Off	Def	Tot							
01	EVANS, Jacob	f	5-8	2-5	0-0	0	1	1	2	12	4	1	2	0	22
11	CLARK, Gary	f	2-5	2-3	2-2	2	6	8	1	8	7	1	0	1	20
33	BROOKS, Nysier	c	1-2	0-0	0-0	0	1	1	2	2	0	2	1	0	15
03	JENIFER, Justin	g	3-4	3-4	0-0	0	1	1	3	9	3	3	0	0	15
34	CUMBERLAND, Jarron	g	2-7	2-5	0-0	2	3	5	0	6	0	1	1	2	18
02	WILLIAMS, Keith		0-2	0-0	1-2	0	1	1	2	1	1	3	0	1	15
05	MOORE, Trevor		3-6	3-6	0-0	1	7	8	2	9	3	1	0	1	24
13	SCOTT, Tre		1-1	0-0	2-4	0	3	3	2	4	0	1	0	1	20
14	BART, Jackson		1-2	1-1	0-0	0	0	0	0	3	0	0	0	0	1
15	BROOME, Cane		5-7	0-0	3-4	0	2	2	2	13	1	5	0	2	23
22	NSOSEME, Eliel		0-0	0-0	0-1	0	1	1	1	0	0	0	0	0	7
24	WASHINGTON, Kyle		2-2	0-0	2-2	1	1	2	2	6	1	2	0	1	18
31	MARTIN, Sam		0-0	0-0	2-2	0	0	0	2	2	0	0	0	0	2
Team						1	1	2							
Totals			25-46	13-24	12-17	7	28	35	21	75	20	20	4	9	200
FG % 1st Half: 14-26 53.8%		2nd half: 11-20 55.0%		Game: 25-46 54.3%		Deadball		Rebounds							
3FG % 1st Half: 8-14 57.1%		2nd half: 5-10 50.0%		Game: 13-24 54.2%											
FT % 1st Half: 4-6 66.7%		2nd half: 8-11 72.7%		Game: 12-17 70.6%											

Officials: John Higgins, Jeff Anderson, Matt Potter
Technical fouls: Richmond-None. Cincinnati-None.
Attendance: 1400

Score by periods	1st	2nd	Total
Richmond	14	34	48
Cincinnati	40	35	75

Last FG - RICH 2nd-00:55, CIN 2nd-00:01.
Largest lead - RICH None, CIN by 34 2nd-04:11.

In	Off	2nd	Fast
Paint	T/O	Chance	Break
Points RICH	16	10	7
CIN	26	13	6

Score tied - 0 times.
Lead changed - 0 times.

GAME 6 • NOV. 22, 2017 • CAYMAN ISLANDS CLASSIC FINALS WYOMING (53) VS 12/13 CINCINNATI (78) JOHN GRAY GYMNASIUM (GEORGE TOWN, CAYMAN ISLANDS)

Wyoming 53 • 4-1

#	Player	Total		3-Ptr		Rebounds			PF	TP	A	TO	Blk	Stl	Min
		FG-FGA	FG-FGA	FT-FTA	FT-FTA	Off	Def	Tot							
05	HERNDON, Alan	f	4-8	1-3	3-5	2	4	6	0	12	3	1	1	0	33
20	DALTON, Hayden	f	4-11	3-9	4-5	0	5	5	4	15	1	1	0	0	32
00	REDDING, Nyaires	g	0-4	0-0	2-2	0	3	3	1	2	1	1	0	1	23
03	AKA GORSKI, Alex	g	0-3	0-2	2-2	0	2	2	1	2	1	2	0	0	21
24	ADAMS, Louis	g	5-14	0-2	2-4	1	2	3	2	12	0	3	1	0	34
02	MOEMEKA, Andrew		0-1	0-0	0-0	1	0	1	2	0	0	0	0	1	11
10	KELLEY, Cody		0-1	0-1	2-2	0	1	1	2	2	1	4	0	1	17
12	MALDONADO, Hunter		1-5	1-3	2-5	0	1	1	2	5	2	1	0	1	19
13	EVERBUCK, Sam		0-0	0-0	0-0	0	0	0	0	0	1	0	0	0	5
14	MUELLER, Austin		0-0	0-0	0-0	0	0	0	0	0	0	0	0	0	1
15	JONES, Brodricks		1-1	1-1	0-0	0	0	0	0	3	0	0	0	0	2
33	NAUGHTON, Jordan		0-0	0-0	0-0	0	0	0	1	0	0	0	0	0	2
Team						4	2	6							
Totals			15-48	6-21	17-25	8	20	28	15	53	10	14	3	3	200
FG % 1st Half: 5-23 21.7%		2nd half: 10-25 40.0%		Game: 15-48 31.3%		Deadball		Rebounds							
3FG % 1st Half: 2-11 18.2%		2nd half: 4-10 40.0%		Game: 6-21 28.6%											
FT % 1st Half: 8-9 88.9%		2nd half: 9-16 56.3%		Game: 17-25 68.0%											

Cincinnati 78 • 6-0

#	Player	Total		3-Ptr		Rebounds			PF	TP	A	TO	Blk	Stl	Min
		FG-FGA	FG-FGA	FT-FTA	FT-FTA	Off	Def	Tot							
01	EVANS, Jacob	f	4-11	2-3	0-0	0	2	2	4	10	5	3	0	1	34
11	CLARK, Gary	f	8-12	0-2	1-1	2	4	6	3	17	0	1	2	0	29
24	WASHINGTON, Kyle	f	8-12	0-0	0-1	4	7	11	3	16	1	1	2	0	21
03	JENIFER, Justin	g	2-4	2-2	1-2	2	1	3	1	7	2	0	0	0	25
34	CUMBERLAND, Jarron	g	2-6	1-2	1-2	0	2	2	2	6	1	0	1	1	25
02	WILLIAMS, Keith		1-3	1-2	1-2	0	0	0	0	4	0	0	0	1	11
05	MOORE, Trevor		1-3	1-2	0-0	0	3	3	1	3	0	0	0	0	15
13	SCOTT, Tre		1-2	0-0	0-0	0	4	4	0	2	0	1	0	0	12
14	BART, Jackson		0-0	0-0	0-0	0	0	0	0	0	0	0	0	0	1
15	BROOME, Cane		4-8	0-1	2-2	2	0	2	2	10	3	2	0	2	14
22	NSOSEME, Eliel		0-0	0-0	1-2	0	0	0	0	1	0	0	0	0	2
31	MARTIN, Sam		0-0	0-0	0-0	0	0	0	0	1	0	1	0	0	2
33	BROOKS, Nysier		0-1	0-0	2-2	1	1	2	2	2	0	1	0	2	10
Team						2	6	8							
Totals			31-62	7-14	9-14	13	30	43	19	78	12	10	5	8	200
FG % 1st Half: 15-30 50.0%		2nd half: 16-32 50.0%		Game: 31-62 50.0%		Deadball		Rebounds							
3FG % 1st Half: 3-7 42.9%		2nd half: 4-7 57.1%		Game: 7-14 50.0%											
FT % 1st Half: 4-6 66.7%		2nd half: 5-8 62.5%		Game: 9-14 64.3%											

Officials: John Higgins, Ron Groover, Steve Olson
Technical fouls: Wyoming-None. Cincinnati-JENIFER, Justin.
Attendance: 1530

Score by periods	1st	2nd	Total
Wyoming	20	33	53
Cincinnati	37	41	78

Last FG - WYO 2nd-00:56, CIN 2nd-01:07.
Largest lead - WYO None, CIN by 29 2nd-01:07.

Score tied - 0 times.
Lead changed - 0 times.

GAME 7 • NOV. 27, 2017 ALABAMA STATE (51) AT 11/9 CINCINNATI (83) BB&T ARENA (HIGHLAND HEIGHTS, KY.)

Alabama State 51 • 0-7

#	Player	Total		3-Ptr		Rebounds			PF	TP
---	--------	-------	--	-------	--	----------	--	--	----	----

2017-18 BOXSCORES

GAME 9 • DEC. 9, 2017 • NEVER FORGET TRIBUTE CLASSIC 17/17 CINCINNATI (60) VS 5/5 FLORIDA (66) PRUDENTIAL CENTER (NEWARK, N.J.)

Cincinnati 60 • 7-2

#	Player	Total		3-Ptr		Rebounds			PF	TP	A	TO	Blk	Stl	Min
		FG-FGA	FG-FGA	FT-FTA	Off	Def	Tot								
11	CLARK, Gary	f	4-8	0-0	1-2	8	5	13	2	9	1	2	0	1	35
24	WASHINGTON, Kyle	f	4-8	1-1	2-2	0	4	4	3	11	0	4	1	1	23
01	EVANS, Jacob	g	4-13	0-4	5-7	1	5	6	4	13	0	5	1	2	37
03	JENIFER, Justin	g	0-3	0-2	0-0	0	0	0	2	0	1	1	0	0	23
34	CUMBERLAND, Jarron	g	4-12	2-6	0-1	1	1	2	4	10	2	2	2	1	29
02	WILLIAMS, Keith	g	0-0	0-0	0-0	0	1	1	0	0	0	1	0	0	2
13	SCOTT, Tre	g	0-1	0-0	0-0	1	1	2	1	0	0	1	0	0	19
25	BROOME, Cane	g	6-8	1-2	2-4	0	3	3	2	15	0	2	1	2	28
22	NSOSEME, Eliel	g	0-0	0-0	0-0	0	0	0	1	0	0	1	0	0	1
33	BROOKS, Nysier	g	1-1	0-0	0-0	0	2	2	2	2	0	0	0	0	3
Team					2	0	2				2				
Totals			23-54	4-15	10-16	13	22	35	21	60	4	21	5	7	200

FG % 1st Half: 12-27 44.4% 2nd half: 11-27 40.7% Game: 23-54 42.6%
3FG % 1st Half: 3-8 37.5% 2nd half: 1-7 14.3% Game: 4-15 26.7%
FT % 1st Half: 1-3 33.3% 2nd half: 9-13 69.2% Game: 10-16 62.5%

Deadball
Rebounds
2

Florida 66 • 6-3

#	Player	Total		3-Ptr		Rebounds			PF	TP	A	TO	Blk	Stl	Min
		FG-FGA	FG-FGA	FT-FTA	Off	Def	Tot								
04	Koulechov, Egor	f	8-15	1-3	4-4	2	5	7	2	21	2	2	0	1	35
25	Stone, Keith	f	1-8	1-3	2-2	0	3	3	3	5	0	1	2	2	25
03	Hudson, Jalen	g	6-8	3-5	2-2	1	2	3	2	17	0	3	1	2	25
05	Allen, KeVaughn	g	1-5	0-2	0-1	0	1	1	2	2	1	1	0	0	26
11	Chiozza, Chris	g	6-10	1-2	2-2	1	3	4	4	15	6	3	0	0	36
00	Okauru, Mike	g	0-0	0-0	0-0	0	1	1	0	0	0	0	0	0	4
12	Gak, Gorjok	g	0-1	0-0	0-0	0	1	1	2	0	0	1	1	0	7
13	Hayes, Kavarrius	g	0-3	0-0	2-3	3	6	1	2	0	1	2	1	2	27
24	Ballard, Deaundrea	g	1-4	0-0	2-3	0	2	2	1	4	0	1	0	1	15
Team					4	1	5				2				
Totals			23-54	6-15	14-17	11	22	33	17	66	9	15	6	7	200

FG % 1st Half: 12-25 48.0% 2nd half: 11-29 37.9% Game: 23-54 42.6%
3FG % 1st Half: 4-7 57.1% 2nd half: 2-8 25.0% Game: 6-15 40.0%
FT % 1st Half: 6-7 85.7% 2nd half: 8-10 80.0% Game: 14-17 82.4%

Deadball
Rebounds
1

Officials: Byron Jarrett, Don Daily, Doug Shows
Technical fouls: Cincinnati-None. Florida-None.
Attendance: 9112
2017 Never Forget Tribute Classic Game 2

Score by periods	1st	2nd	Total
Cincinnati	28	32	60
Florida	34	32	66

	Points	In Paint	Off T/O	2nd Chance	Fast Break	Bench
CIN	36	17	14	2	17	6
UF	24	27	8	11	6	

Last FG - CIN 2nd-03:22, UF 2nd-00:10.
Largest lead - CIN by 6 1st-16:45, UF by 8 1st-06:42.

Score tied - 13 times.
Lead changed - 10 times.

GAME 11 • DEC. 16, 2017 25/RV CINCINNATI (77) AT RV/RV UCLA (63) PAULEY PAVILION (LOS ANGELES, CALIF.)

Cincinnati 77 • 9-2

#	Player	Total		3-Ptr		Rebounds			PF	TP	A	TO	Blk	Stl	Min
		FG-FGA	FG-FGA	FT-FTA	Off	Def	Tot								
11	CLARK, Gary	f	5-11	0-1	0-0	3	8	11	2	10	4	0	3	3	35
24	WASHINGTON, Kyle	f	7-11	1-2	4-6	0	4	4	2	19	1	2	2	4	29
01	EVANS, Jacob	g	5-11	4-6	2-2	2	3	5	3	16	2	3	0	1	38
03	JENIFER, Justin	g	1-4	0-2	5-6	0	2	2	0	7	1	0	0	1	20
34	CUMBERLAND, Jarron	g	4-8	2-3	0-5	0	4	4	3	10	5	1	0	1	31
02	WILLIAMS, Keith	g	2-6	0-1	0-0	2	1	3	1	4	1	1	0	0	11
05	MOORE, Trevor	g	0-0	0-0	0-0	0	0	0	0	0	0	0	0	0	0+
13	SCOTT, Tre	g	0-0	0-0	0-0	1	0	1	1	0	0	0	0	0	5
25	BROOME, Cane	g	2-6	1-2	4-4	1	1	2	0	9	3	1	0	1	20
22	NSOSEME, Eliel	g	0-0	0-0	0-0	0	1	1	0	0	0	0	0	1	6
33	BROOKS, Nysier	g	1-1	0-0	0-0	0	1	1	4	2	0	0	0	0	5
Team					1	0	1				1				
Totals			27-58	8-17	15-23	10	25	35	16	77	17	9	5	12	200

FG % 1st Half: 13-28 46.4% 2nd half: 14-30 46.7% Game: 27-58 46.6%
3FG % 1st Half: 5-11 45.5% 2nd half: 3-6 50.0% Game: 8-17 47.1%
FT % 1st Half: 5-8 62.5% 2nd half: 10-15 66.7% Game: 15-23 65.2%

Deadball
Rebounds
4

UCLA 63 • 7-3

#	Player	Total		3-Ptr		Rebounds			PF	TP	A	TO	Blk	Stl	Min
		FG-FGA	FG-FGA	FT-FTA	Off	Def	Tot								
14	Goloman, Gyorgy	f	1-3	0-1	1-2	1	2	3	4	3	1	2	1	0	18
40	Welsh, Thomas	c	2-7	0-2	0-0	4	5	9	3	4	4	3	0	0	35
03	Holiday, Aaron	g	6-12	3-7	2-2	0	0	0	2	17	3	4	0	0	37
13	Wilkes, Kris	g	5-13	1-5	1-2	3	5	8	3	12	2	2	2	1	28
23	Ali, Prince	g	3-5	2-4	0-0	0	1	1	1	8	0	1	0	0	24
00	Olesinski, Alex	g	1-2	1-2	2-2	0	7	7	3	5	0	0	0	0	22
04	Hands, Jaylen	g	5-13	4-7	0-0	1	3	4	3	14	1	4	1	1	26
05	Smith, Chris	g	0-1	0-1	0-1	0	0	0	2	0	0	2	0	0	8
34	Okwarabizie, Ikenna	g	0-0	0-0	0-0	0	0	0	0	0	0	0	0	0	2
Team					1	2	3								
Totals			23-56	11-29	6-9	10	25	35	21	63	11	18	4	2	200

FG % 1st Half: 8-21 38.1% 2nd half: 15-35 42.9% Game: 23-56 41.1%
3FG % 1st Half: 3-11 27.3% 2nd half: 8-18 44.4% Game: 11-29 37.9%
FT % 1st Half: 4-6 66.7% 2nd half: 2-3 66.7% Game: 6-9 66.7%

Deadball
Rebounds
1

Officials: John Higgins, Chris Rastatter, Nate Harris
Technical fouls: Cincinnati-None. UCLA-None.
Attendance: 10018

Score by periods	1st	2nd	Total
Cincinnati	36	41	77
UCLA	23	40	63

	Points	In Paint	Off T/O	2nd Chance	Fast Break	Bench
CIN	30	23	9	6	15	15
UCLA	20	11	4	4	19	

Last FG - CIN 2nd-02:49, UCLA 2nd-00:22.
Largest lead - CIN by 19 2nd-15:40, UCLA by 5 1st-17:59.

Score tied - 4 times.
Lead changed - 1 time.

GAME 10 • DEC. 12, 2017 RV/RV MISSISSIPPI STATE (50) AT 25/RV CINCINNATI (65) BB&T ARENA (HIGHLAND HEIGHTS, KY.)

Mississippi St. 50 • 8-1

#	Player	Total		3-Ptr		Rebounds			PF	TP	A	TO	Blk	Stl	Min
		FG-FGA	FG-FGA	FT-FTA	Off	Def	Tot								
24	Abdul Ado	f	0-1	0-0	0-0	2	2	4	1	0	0	1	3	4	27
35	Aric Holman	f	7-12	3-3	1-2	5	5	10	1	18	1	1	1	0	26
00	Nick Weatherspoon	g	6-11	0-1	0-0	0	1	1	2	12	2	2	0	3	26
11	Q Weatherspoon	g	3-12	1-3	5-6	1	6	7	3	12	3	3	0	1	34
23	Tyson Carter	g	3-7	2-5	0-0	0	0	0	1	8	1	0	0	0	23
01	Lamar Peters	g	0-11	0-7	0-0	0	1	1	4	0	2	6	0	1	21
02	Eli Wright	g	0-3	0-1	0-0	1	2	3	2	0	0	2	0	0	16
03	Xavian Stapleton	g	0-4	0-1	0-0	1	0	1	2	0	0	0	0	0	12
22	KeyShawn Feazell	g	0-1	0-0	0-0	0	0	0	0	0	0	0	0	0	2
34	Schneider Herard	g	0-1	0-0	0-0	1	2	3	0	0	0	0	0	0	9
45	E.J. Datcher	g	0-0	0-0	0-0	0	0	0	0	0	0	0	0	0	4
Team					6	2	8				1				
Totals			19-63	6-21	6-8	17	21	38	16	50	9	16	4	9	200

FG % 1st Half: 10-28 35.7% 2nd half: 9-35 25.7% Game: 19-63 30.2%
3FG % 1st Half: 4-10 40.0% 2nd half: 2-11 18.2% Game: 6-21 28.6%
FT % 1st Half: 1-2 50.0% 2nd half: 5-6 83.3% Game: 6-8 75.0%

Deadball
Rebounds
1,2

Cincinnati 65 • 8-2

#	Player		Total		3-Ptr		Rebounds			PF	TP	A	TO	Blk	Stl	Min
			FG-FGA	FG-FGA	FT-FTA	Off	Def	Tot								
11	CLARK, Gary	f	2-6	1-3	4-4	6	7	13	3	9	4	4	5	2	34	
24	WASHINGTON, Kyle	f	8-15	0-1	0-0	0	5	5	1	16	1	1	1	0	31	
01	EVANS, Jacob	g	7-13	4-7	6-6	2	6	8	2	24	2	2	3	0	35	
03	JENIFER, Justin	g	1-3	1-1	0-0	0	0	0	1	3	3	1	0	0	19	
34	CUMBERLAND, Jarron	g	1-8	1-4	4-6	1	4	5	0	7	3	2	1	0	30	
02	WILLIAMS, Keith		2-4	0-2	0-0	0	1	1	1	4	0	2	1	1	13	
05	MOORE, Trevor		0-1	0-0	0-0	0	1	1	0	1	0	0	0	0	3	
13	SCOTT, Tre		0-0	0-0	0-0	0	0	0	1	0	1	0	0	0	6	
26	BROOME, Cane		1-4	0-1	0-0	0	0	0	1	2	4	2	2	0	20	
20	DIARRA, Mamoudou		0-0	0-0	0-0	0	0	0	0	0	0	0	0	0	1	
33	BROOKS, Nysidur		0-0	0-0	0-0	0	1	1	0	0	0	0	0	0	8	
Team						1 3 4										
Totals			22-54	7-20	14-16	10	27	37	11	65	18	14	11	5	200	

2017-18 BOXSCORES

GAME 13 • DEC. 21, 2017 CLEVELAND STATE (62) AT 20/22 CINCINNATI (81) BB&T ARENA (HIGHLAND HEIGHTS, KY.)

Cleveland State 62 • 3-8

#	Player	Total		3-Ptr		Rebounds			PF	TP	A	TO	Blk	Stl	Min
		FG-FGA	FG-FGA	FT-FTA	FT-FTA	Off	Def	Tot							
02	WRIGHT, Anthony	f	2-3	1-2	1-2	1	2	3	2	6	0	3	1	1	26
13	KENIC, Stefan	f	3-9	2-3	0-0	2	3	5	2	8	0	2	0	1	33
04	CARPENTER, Kenny	g	4-10	3-8	0-0	1	1	2	2	11	2	3	0	1	33
05	APPLEBY, Tyree	g	7-11	0-1	2-2	0	0	0	2	16	4	6	0	0	22
20	WORD, Bobby	g	3-4	2-2	0-0	0	2	2	0	8	0	0	0	1	27
01	THOMAS, Kasheem	g	1-4	1-2	0-0	0	0	0	1	3	1	0	0	0	11
03	HIGHSMITH, Dontel	g	1-2	1-2	3-4	0	1	1	2	6	3	2	0	0	26
11	HALES, Terrell	g	0-0	0-0	0-0	0	0	0	0	0	0	0	0	0	1
12	CHRISTIAN, Shawn	g	0-0	0-0	0-0	0	0	0	0	0	0	0	0	0	1
23	HAIRSTON, Jamarcus	g	2-3	0-1	0-0	1	3	4	2	4	1	0	1	0	20
Team						0	1	1							
Totals			23-46	10-21	6-8	5	13	18	13	62	11	17	2	4	200

FG % 1st Half: 13-19 68.4% 2nd half: 10-27 37.0% Game: 23-46 50.0% Deadball Rebounds 1,1
3FG % 1st Half: 7-12 58.3% 2nd half: 3-9 33.3% Game: 10-21 47.6%
FT % 1st Half: 1-2 50.0% 2nd half: 5-6 83.3% Game: 6-8 75.0%

Cincinnati 81 • 11-2

#	Player	Total		3-Ptr		Rebounds			PF	TP	A	TO	Blk	Stl	Min
		FG-FGA	FG-FGA	FT-FTA	FT-FTA	Off	Def	Tot							
11	CLARK, Gary	f	9-12	0-0	0-0	0	5	5	0	18	1	0	2	2	30
24	WASHINGTON, Kyle	f	6-7	0-1	2-5	4	5	9	2	14	0	1	0	0	25
01	EVANS, Jacob	g	3-8	1-4	0-0	2	2	4	3	7	4	1	1	1	33
03	JENIFER, Justin	g	1-4	1-3	0-0	0	1	1	0	3	7	2	0	2	23
34	CUMBERLAND, Jarron	g	5-14	2-6	4-4	2	2	4	3	16	4	2	0	3	29
02	WILLIAMS, Keith	g	2-4	1-1	0-0	1	1	2	1	5	0	0	0	0	9
05	MOORE, Trevor	g	1-3	1-3	0-0	0	0	0	0	3	1	0	0	0	9
13	SCOTT, Tre	g	1-1	0-0	0-0	0	0	0	0	2	0	0	1	0	10
14	BART, Jackson	g	0-0	0-0	0-0	0	0	0	0	0	0	0	0	0	1
15	BROOME, Cane	g	1-3	1-2	2-2	1	1	2	2	5	6	1	0	1	17
22	NSOSEME, Eliel	g	0-0	0-0	0-0	0	1	1	0	0	0	0	0	0	2
33	BROOKS, Nysier	g	4-5	0-0	0-0	2	0	2	0	8	1	1	1	1	12
Team						3	1	4							
Totals			33-61	7-20	8-11	15	19	34	11	81	24	11	5	10	200

FG % 1st Half: 18-32 56.3% 2nd half: 15-29 51.7% Game: 33-61 54.1% Deadball Rebounds 2
3FG % 1st Half: 5-13 38.5% 2nd half: 2-7 28.6% Game: 7-20 35.0%
FT % 1st Half: 2-2 100.0 2nd half: 6-9 66.7% Game: 8-11 72.7%

Officials: Anthony Jordan, Randy Heimerman, John Hampton
Technical fouls: Cleveland State-None. Cincinnati-None.
Attendance: 7988

Score by periods	1st	2nd	Total
Cleveland State	34	28	62
Cincinnati	43	38	81

Last FG - CSU 2nd-01:53, CIN 2nd-01:12.
Largest lead - CSU by 2 1st-15:30, CIN by 21 2nd-01:12.
Score tied - 3 times.
Lead changed - 8 times.

Points	In	Off	2nd	Fast	Bench
CSU	24	10	7	7	13
CIN	48	28	14	17	23

GAME 15 • JAN. 4, 2018 19/20 CINCINNATI (55) AT TEMPLE (53) LIACOURAS CENTER (PHILADELPHIA, PA.)

Cincinnati 55 • 13-2, 2-0

#	Player	Total		3-Ptr		Rebounds			PF	TP	A	TO	Blk	Stl	Min
		FG-FGA	FG-FGA	FT-FTA	FT-FTA	Off	Def	Tot							
11	CLARK, Gary	f	3-4	0-0	4-7	2	2	4	3	10	1	1	1	0	29
24	WASHINGTON, Kyle	f	8-14	2-3	0-0	3	3	6	4	18	1	0	1	0	22
01	EVANS, Jacob	g	6-14	0-3	2-3	3	3	6	0	14	4	2	1	3	39
03	JENIFER, Justin	g	2-7	1-3	4-6	0	1	1	1	9	3	3	0	0	35
34	CUMBERLAND, Jarron	g	0-6	0-4	0-2	0	6	6	2	0	1	3	0	0	36
02	WILLIAMS, Keith	g	0-2	0-0	0-0	0	0	0	0	0	0	0	0	1	6
05	MOORE, Trevor	g	0-1	0-1	0-0	2	1	3	1	0	0	1	0	2	11
13	SCOTT, Tre	g	0-0	0-0	2-2	1	1	2	0	2	0	4	0	0	4
22	NSOSEME, Eliel	g	0-0	0-0	0-0	0	1	1	0	0	0	0	0	0	2
33	BROOKS, Nysier	g	1-3	0-0	0-0	4	3	7	3	2	0	2	1	0	16
Team						2	2	4							
Totals			20-51	3-14	12-20	17	23	40	14	55	10	16	4	6	200

FG % 1st Half: 8-22 36.4% 2nd half: 12-29 41.4% Game: 20-51 39.2% Deadball Rebounds 4
3FG % 1st Half: 2-3 66.7% 2nd half: 1-11 9.1% Game: 3-14 21.4%
FT % 1st Half: 8-9 88.9% 2nd half: 4-11 36.4% Game: 12-20 60.0%

Temple 53 • 7-7, 0-3

#	Player	Total		3-Ptr		Rebounds			PF	TP	A	TO	Blk	Stl	Min
		FG-FGA	FG-FGA	FT-FTA	FT-FTA	Off	Def	Tot							
00	ENECHIONYIA, Obi	f	4-11	3-8	3-5	3	5	8	3	14	0	1	0	0	28
24	AFLAKPUI, Ernest	c	4-6	0-0	0-0	3	1	4	5	8	2	2	0	1	26
01	BROWN, Josh	g	2-11	0-1	2-2	3	8	11	0	6	2	0	1	0	36
03	ALSTON, JR., Shizz	g	4-8	2-4	2-3	0	0	0	0	12	0	2	0	1	29
13	ROSE, Quinton	g	1-6	0-3	0-0	0	1	1	1	3	2	2	1	3	30
02	MOORE II, Alani	g	0-1	0-1	3-3	0	0	0	1	3	2	1	0	2	14
04	MOORMAN II, J.P.	g	0-0	0-0	0-0	1	0	1	1	0	0	0	0	1	1
15	PIERRE-LOUIS, Nate	g	2-6	1-2	1-1	0	1	1	3	6	0	0	0	2	12
22	PERRY, DeVondre	g	1-7	0-4	0-0	3	2	5	2	2	0	1	2	0	14
23	MOORE, Damion	g	0-0	0-0	0-0	0	0	0	0	0	0	2	0	0	10
Team						4	0	4							
Totals			18-56	6-23	11-14	17	18	35	17	53	9	11	4	10	200

FG % 1st Half: 10-26 38.5% 2nd half: 8-30 26.7% Game: 18-56 32.1% Deadball Rebounds 1
3FG % 1st Half: 5-12 41.7% 2nd half: 1-11 9.1% Game: 6-23 26.1%
FT % 1st Half: 4-6 66.7% 2nd half: 7-8 87.5% Game: 11-14 78.6%

Officials: Roger Ayers, Dwayne Gladden, Nathan Farrell
Technical fouls: Cincinnati-None. Temple-TEAM.
Attendance: 4274

Score by periods	1st	2nd	Total
Cincinnati	26	29	55
Temple	29	24	53

Last FG - CIN 2nd-00:01, TU 2nd-05:16.
Largest lead - CIN by 3 1st-15:34, TU by 8 2nd-08:25.
Score tied - 6 times.
Lead changed - 3 times.

Points	In	Off	2nd	Fast	Bench
CIN	24	16	12	2	4
TU	16	16	10	2	11

GAME 14 • DEC. 31, 2017 MEMPHIS (48) AT 21/22 CINCINNATI (82) BB&T ARENA (HIGHLAND HEIGHTS, KY.)

Memphis 48 • 9-5 (0-1)

#	Player	Total		3-Ptr		Rebounds			PF	TP	A	TO	Blk	Stl	Min
		FG-FGA	FG-FGA	FT-FTA	FT-FTA	Off	Def	Tot							
00	DAVENPORT, Kyvon	f	2-6	1-4	0-2	0	2	2	3	5	0	2	1	0	16
02	RIVERS, Jimario	f	0-1	0-1	0-0	0	0	0	2	0	1	3	0	0	20
13	PARKS JR, Mike	f	4-7	1-1	1-4	2	1	3	1	10	0	0	0	0	32
01	JOHNSON, Jamal	g	0-5	0-2	0-0	2	4	6	3	0	2	1	1	0	26
03	MARTIN, Jeremiah	g	4-14	0-5	0-3	1	4	5	2	8	0	3	0	2	30
04	THORNTON, Raynere	g	1-1	1-1	0-0	0	1	1	2	1	3	1	0	0	16
05	BREWTON JR, Kareem	g	6-13	0-3	5-6	2	3	5	2	17	1	0	0	0	17
11	RHODES, Malik	g	1-5	1-4	0-0	0	0	0	1	3	1	3	0	0	15
12	ENOH, Victor	g	0-3	0-0	2-2	2	2	4	0	2	0	0	0	0	14
15	NICKELBERRY, David	g	0-1	0-1	0-0	0	0	0	0	0	0	1	0	0	14
Team						1	2	3							
Totals			18-56	4-22	8-17	11	19	30	15	48	6	13	2	2	200

FG % 1st Half: 7-27 25.9% 2nd half: 11-29 37.9% Game: 18-56 32.1% Deadball Rebounds 4
3FG % 1st Half: 2-12 16.7% 2nd half: 2-10 20.0% Game: 4-22 18.2%
FT % 1st Half: 0-5 0.0% 2nd half: 8-12 66.7% Game: 8-17 47.1%

Cincinnati 82 • 12-2 (1-0)

#	Player		Total		3-Ptr		Rebounds			PF	TP	A	TO	Blk	Stl	Min
			FG-FGA	FG-FGA	FG-FTA	FG-FTA	Off	Def	Tot							
01	EVANS, Jacob	f	5-10	2-4	0-0	2	3	5	1	12	6	2	0	1	31	
11	CLARK, Gary	f	5-7	1-1	2-4	1	9	10	1	13	2	2	1	2	23	
24	WASHINGTON, Kyle	f	2-6	0-0	2-3	1	1	2	3	6	0	0	2	0	14	
34	CUMBERLAND, Jarron	f	6-9	2-3	1-1	2	6	8	2	15	4	1	1	2	29	
03	JENIFER, Justin	g	3-6	1-3	0-0	0	1	1	0	7	4	0	0	2	23	
02	WILLIAMS, Keith		1-3	0-1	1-2	0	0	0	1	3	1	2	0	0	17	
05	MOORE, Trevor		4-7	3-6	1-2	2	0	2	2	12	1	0	0	1	16	
13	SCOTT, Tre		0-0	0-0	1-2	2	1	3	0	1	3	0	0	1	13	
10	BART, Jackson		0-0	0-0	0-0	1	0	1	0	0	0	0	0	0	1	
20	DIARRA, Mamoudou		1-2	0-0	0-0	0	1	1	0	2	0	0	0	0	4	
22	NSOSEME, Eliel		2-5	0-0	1-3	1	3	4	1	5	0	0	0	0	9	
31	MARTIN, Sam		0-0	0-0	0-0	0	0	0	0	1	0	2	0	0	2	
32	KOZ, John		0-0	0-0	0-0	0	0	0	0	0	0	0	0	0	1	
33	BROOKS, Nysier		3-6	0-0	0-0	0	3	3	2	6	0	2	0	0	17	
	Team					2	3	5								
Totals			32-61	9-18	9-17	14	31	45	14	82	23	9	4	9	200	

GAME 17 • JAN. 13, 2018
14/13 CINCINNATI (78) AT USF (55)
USF SUN DOME (TAMPA, FLA.)

Cincinnati 78 • 15-2 (4-0 AAC)

#	Player	Total		3-Ptr		Rebounds			PF	TP	A	TO	Blk	Stl	Min
		FG	FGA	FG	FGA	FT	FTA	Off Def Tot							
11	CLARK, Gary	f	3-7	0-2	4-4	5	5	10	2	10	3	1	0	0	33
24	WASHINGTON, Kyle	f	3-7	0-1	8-8	3	3	6	3	14	0	2	3	0	30
01	EVANS, Jacob	g	5-9	2-3	4-4	0	2	2	2	16	0	0	0	2	37
03	JENIFER, Justin	g	1-2	0-1	4-4	0	1	1	1	6	2	0	0	1	19
34	CUMBERLAND, Jarron	g	7-11	4-7	0-0	0	3	3	4	18	1	1	0	0	21
02	WILLIAMS, Keith	g	0-1	0-0	0-0	0	0	0	0	0	1	1	0	0	5
05	MOORE, Trevor	g	0-2	0-0	1-2	0	1	1	1	1	0	0	0	1	16
13	SCOTT, Tre	g	0-0	0-0	1-2	0	1	1	2	1	0	0	0	1	8
15	BROOME, Cane	g	1-2	1-2	3-5	0	0	0	0	6	4	1	0	1	21
22	NSOSEME, Eliel	g	0-0	0-0	0-0	0	0	0	0	0	0	0	0	0	1
33	BROOKS, Nysier	g	2-2	0-0	2-2	1	1	2	3	6	0	1	2	0	9
Team						1	3	4			1				
Totals			22-43	7-16	27-31	10	20	30	18	78	15	8	5	6	200
FG % 1st Half: 8-23		34.8%	2nd half: 14-20		70.0%	Game: 22-43		51.2%	Deadball						
3FG % 1st Half: 2-9		22.2%	2nd half: 5-7		71.4%	Game: 7-16		43.8%	Rebounds						
FT % 1st Half: 17-18		94.4%	2nd half: 10-13		76.9%	Game: 27-31		87.1%	2						

USF 55 • 7-11 (0-5 AAC)

#	Player	Total		3-Ptr		Rebounds			PF	TP	A	TO	Blk	Stl	Min
		FG	FGA	FG	FGA	FT	FTA	Off Def Tot							
05	MARTIN, Malik	f	1-3	1-1	0-0	3	0	3	2	3	1	1	2	0	23
41	SCEKIC, Nikola	c	0-0	0-0	0-0	0	2	2	2	0	0	0	0	0	16
00	JIGGETTS, Stephan	g	3-10	1-4	2-2	1	2	3	3	9	0	2	0	0	29
02	SAMUEL, Terrence	g	2-6	1-1	2-2	0	2	2	0	7	1	2	0	0	29
13	BROWN, Justin	g	1-4	0-1	0-0	1	0	1	3	2	2	0	0	0	11
01	MANDERSON, Isaiah	g	2-5	0-0	1-1	1	3	4	3	5	1	0	0	0	23
04	BANKS, Payton	g	7-10	4-5	4-6	0	0	0	3	22	0	1	0	2	29
11	COLLINS, David	g	2-5	0-1	3-5	0	1	1	3	7	3	3	1	1	27
21	DA SILVA, Tulio	g	0-2	0-0	0-0	0	2	2	2	0	0	2	0	0	13
Team						3	1	4			2				
Totals			18-45	7-13	12-16	9	13	22	21	55	8	13	3	5	200
FG % 1st Half: 12-21		57.1%	2nd half: 6-24		25.0%	Game: 18-45		40.0%	Deadball						
3FG % 1st Half: 4-5		80.0%	2nd half: 3-8		37.5%	Game: 7-13		53.8%	Rebounds						
FT % 1st Half: 5-7		71.4%	2nd half: 7-9		77.8%	Game: 12-16		75.0%	2						

Officials: Bo Boroski, Kelly Self, Randy Heimerman
Technical fouls: Cincinnati-None. USF-None.
Attendance: 3609

Score by periods	1st	2nd	Total
Cincinnati	35	43	78
USF	33	22	55

Last FG - CIN 2nd-00:05, USF 2nd-01:53.
Largest lead - CIN by 24 2nd-02:32, USF by 10 1st-08:50.

Points	In	Off	2nd	Fast	Bench
CIN	22	11	13	10	14
USF	14	8	10	2	34

Score tied - 2 times.
Lead changed - 4 times.

GAME 18 • JAN. 16, 2018
12/11 CINCINNATI (49) AT UCF (38)
CFE ARENA (ORLANDO, FLA.)

Cincinnati 49 • 16-2, 5-0

#	Player	Total		3-Ptr		Rebounds			PF	TP	A	TO	Blk	Stl	Min
		FG	FGA	FG	FGA	FT	FTA	Off Def Tot							
11	CLARK, Gary	f	8-15	1-3	0-0	3	12	15	2	17	1	1	1	2	35
24	WASHINGTON, Kyle	f	3-7	1-3	0-0	1	3	4	2	7	0	0	1	0	24
01	EVANS, Jacob	g	3-14	1-6	3-4	0	2	2	1	10	4	2	3	1	38
03	JENIFER, Justin	g	0-1	0-1	0-0	0	0	0	0	2	0	1	0	0	14
34	CUMBERLAND, Jarron	g	1-4	1-3	2-4	1	1	2	1	5	4	3	0	1	34
05	MOORE, Trevor	g	1-3	0-1	1-2	0	3	3	2	3	0	0	0	1	14
13	SCOTT, Tre	g	1-1	0-0	0-0	2	0	2	0	2	0	0	0	0	10
15	BROOME, Cane	g	1-7	1-3	0-0	0	2	2	1	3	5	2	0	0	21
33	BROOKS, Nysier	g	1-2	0-0	0-0	0	0	0	0	2	2	0	0	1	10
Team						4	1	5			1				
Totals			19-54	5-20	6-10	11	24	35	13	49	15	9	6	6	200
FG % 1st Half: 6-26		23.1%	2nd half: 13-28		46.4%	Game: 19-54		35.2%	Deadball						
3FG % 1st Half: 2-8		25.0%	2nd half: 3-12		25.0%	Game: 5-20		25.0%	Rebounds						
FT % 1st Half: 1-2		50.0%	2nd half: 5-8		62.5%	Game: 6-10		60.0%	4,1						

UCF 38 • 12-6, 3-3

#	Player	Total		3-Ptr		Rebounds			PF	TP	A	TO	Blk	Stl	Min
		FG	FGA	FG	FGA	FT	FTA	Off Def Tot							
03	DAVIS, AJ	f	1-7	0-2	1-2	2	5	7	3	3	3	3	0	0	32
24	FALL, Tacko	c	3-4	0-0	1-4	2	7	9	0	7	0	1	1	0	24
02	ALLEN, Terrell	g	3-10	1-3	0-0	1	1	2	3	7	2	4	0	0	39
04	DEJESUS, Ceasar	g	0-7	0-2	0-0	0	1	1	1	0	3	2	0	1	24
33	MUMIN, Djordjije	g	2-4	2-4	0-0	0	0	0	2	6	0	0	0	0	14
01	TAYLOR, BJ	g	3-7	0-0	0-2	0	1	1	1	6	1	1	0	0	21
05	DOUGLAS, Myles	g	0-2	0-1	0-0	0	1	1	0	0	0	0	0	0	5
10	GRIFFIN, Dayon	g	2-8	2-5	1-2	1	1	2	0	7	2	1	0	2	25
21	BROWN, Chad	g	1-1	0-0	0-0	1	4	5	1	2	0	0	0	0	16
Team						5	3	8			2				
Totals			15-50	5-17	3-10	12	24	36	11	38	11	14	1	3	200
FG % 1st Half: 7-31		22.6%	2nd half: 8-19		42.1%	Game: 15-50		30.0%	Deadball						
3FG % 1st Half: 2-9		22.2%	2nd half: 3-8		37.5%	Game: 5-17		29.4%	Rebounds						
FT % 1st Half: 3-8		37.5%	2nd half: 0-2		0.0%	Game: 3-10		30.0%	5						

Officials: Michael Stephens, Timothy Nestor, Steve Olson
Technical fouls: Cincinnati-None. UCF-None.
Attendance: 7565

Score by periods	1st	2nd	Total
Cincinnati	15	34	49
UCF	19	19	38

Points	In	Off	2nd	Fast	Bench
CIN	24	18	16	2	10
UCF	18	6	3	0	15

Last FG - CIN 2nd-00:54, UCF 2nd-03:33.
Largest lead - CIN by 11 2nd-00:54, UCF by 9 1st-12:01.

Score tied - 3 times.
Lead changed - 3 times.

GAME 19 • JAN. 20, 2018
ECU (60) AT 12/11 CINCINNATI (86)
BB&T ARENA (HIGHLAND HEIGHTS, KY.)

ECU 60 • 8-11 (2-6)

#	Player		Total		3-Ptr		Rebounds			PF	TP	A	TO	Blk	Stl	Min
			FG-FGA	FG-FGA	FT-FTA	Off	Def	Tot								
15	BARKLEY, Kentrell	f	5-12	0-3	0-0	2	6	8	1	10	3	2	3	0	0	28
25	CRAIG, Jabari	f	1-2	0-0	1-2	0	2	2	4	3	0	1	0	0	0	9
00	FLEMING, Isaac	g	6-12	1-2	2-2	3	0	3	2	15	0	5	0	1	1	25
21	TYSON, B.J.	g	2-9	0-2	3-3	0	1	1	1	7	2	2	2	1	36	
55	WILLIAMS, Shawn	g	6-13	3-9	0-0	0	3	3	1	15	2	1	0	1	37	
02	DAVIS, K.J.	g	0-0	0-0	0-0	0	0	0	0	0	0	0	0	0	2	
10	JACKSON, Aaron	g	1-4	0-0	0-0	1	0	1	0	2	0	0	0	0	9	
13	WHATLEY, Justin	g	0-1	0-0	0-0	1	1	2	0	0	1	0	0	0	12	
32	SPASOJEVIC, Dimitri	g	4-6	0-0	0-0	2	2	4	3	8	1	1	0	0	19	
35	HARUNA, Usman	g	0-0	0-0	0-4	1	3	4	0	0	0	1	0	0	22	
52	OBASOCHAN, Justice	g	0-0	0-0	0-0	0	0	0	1	0	0	0	0	0	1	
Team						0	1	1			2					
Totals			25-59	4-16	6-11	10	19	29	19	60	8	15	6	3	0	200
FG % 1st Half: 16-29			55.2%	2nd half: 9-30	30.0%	Game: 25-59			42.4%	Deadball Rebounds						
3FG % 1st Half: 3-7			42.9%	2nd half: 1-9	11.1%	Game: 4-16			25.0%	Rebounds						
FT % 1st Half: 3-7			60.0%	2nd half: 1-6	50.0%	Game: 6-11			54.5%	3,2						

GAME 21 • JAN. 27, 2018
9/8 CINCINNATI (62) AT MEMPHIS (48)
FEDEX FORUM (MEMPHIS, TENN.)

Cincinnati 62 • 19-2, 8-0 Americ

#	Player	Total		3-Ptr		Rebounds			PF	TP	A	TO	Blk	Stl	Min
		FG-FGA	FG-FGA	FT-FTA	FT-FTA	Off	Def	Tot							
01	EVANS, Jacob	f	6-9	2-3	0-0	0	2	2	5	14	0	4	0	1	20
11	CLARK, Gary	f	5-14	1-2	7-13	7	2	9	4	18	2	1	1	1	35
24	WASHINGTON, Kyle	f	2-9	0-2	0-1	1	9	10	4	4	1	5	2	0	35
34	CUMBERLAND, Jarron	f	3-7	1-3	0-0	2	3	5	4	7	2	2	0	1	36
03	JENIFER, Justin	g	0-0	0-0	0-0	0	0	0	3	0	2	0	0	1	9
02	WILLIAMS, Keith		0-0	0-0	0-0	0	0	0	0	0	0	0	0	0	2
05	MOORE, Trevor		2-4	2-4	2-2	0	3	3	2	8	1	0	0	0	26
13	SCOTT, Tre		1-1	0-0	0-0	0	0	0	0	2	1	1	0	0	4
15	BROOME, Cane		3-7	2-4	1-3	0	0	0	4	9	6	1	0	0	28
22	NSOSEME, Eliel		0-0	0-0	0-0	0	0	0	1	0	0	0	0	0	1
33	BROOKS, Nysier		0-0	0-0	0-0	0	2	2	0	0	0	0	1	0	4
Team						4	4	8			1				
Totals			22-51	8-18	10-19	14	25	39	27	62	15	15	4	4	200

FG % 1st Half: 13-29 44.8% 2nd half: 9-22 40.9% Game: 22-51 43.1%
3FG % 1st Half: 4-10 40.0% 2nd half: 4-8 50.0% Game: 8-18 44.4%
FT % 1st Half: 4-10 40.0% 2nd half: 6-9 66.7% Game: 10-19 52.6%

Deadball
Rebounds
3,1

Memphis 48 • 13-8, 4-4 Americ

#	Player	Total		3-Ptr		Rebounds			PF	TP	A	TO	Blk	Stl	Min
		FG-FGA	FG-FGA	FT-FTA	FT-FTA	Off	Def	Tot							
00	DAVENPORT, Kyvon	f	3-11	0-2	2-5	3	7	10	4	8	0	1	2	0	33
10	PARKS JR, Mike	f	0-2	0-0	3-4	2	6	8	3	3	1	1	1	0	37
01	JOHNSON, Jamal	g	1-2	0-1	1-2	0	1	1	2	3	0	2	0	0	23
03	MARTIN, Jeremiah	g	5-13	1-7	9-13	0	2	2	2	20	1	2	1	2	35
02	RIVERS, Jimario		1-4	1-2	1-3	1	2	3	4	1	0	0	0	0	19
04	THORNTON, Raynere	/	0-1	0-0	0-0	0	0	0	0	0	1	0	0	0	6
05	BREWTON JR, Kareem		4-11	1-4	1-2	1	0	1	1	10	1	3	0	3	36
12	ENOH, Victor		0-0	0-0	0-0	0	0	0	0	0	0	0	0	0	3
15	NICKELBERRY, David		0-1	0-1	0-0	0	1	1	2	0	0	1	0	0	8
Team						3	2	5			1				
Totals			14-45	3-17	17-29	10	21	31	18	48	4	12	4	5	200

FG % 1st Half: 7-24 29.2% 2nd half: 7-21 33.3% Game: 14-45 31.1%
3FG % 1st Half: 4-10 40.0% 2nd half: 2-9 22.2% Game: 3-17 17.6%
FT % 1st Half: 6-9 66.7% 2nd half: 11-20 55.0% Game: 17-29 58.6%

Deadball
Rebounds
7

Officials: Karl Hess, Jose Carrion, Dwayne Gladden
Technical fouls: Cincinnati-None. Memphis-None.
Attendance: 12223

Score by periods	1st	2nd	Total
Cincinnati	34	28	62
Memphis	21	27	48

Points	In	Off	2nd	Fast	Bench
CIN	20	10	9	6	19
MEM	22	13	4	6	14

Last FG - CIN 2nd-01:16, MEM 2nd-00:51.
Largest lead - CIN by 19 1st-04:16, MEM None.

Score tied - 0 times.
Lead changed - 0 times.

GAME 22 • JAN. 31, 2018
RV/RV HOUSTON AT 8/8 CINCINNATI
BB&T ARENA (HIGHLAND HEIGHTS, KY.)

Houston 70 • 16-5, 6-3

#	Player	Total		3-Ptr		Rebounds			PF	TP	A	TO	Blk	Stl	Min
		FG-FGA	FG-FGA	FT-FTA	FT-FTA	Off	Def	Tot							
11	DAVIS, Devin	f	7-11	0-1	1-5	3	6	9	2	15	3	1	1	1	36
24	BRADY, Brearon	f	1-2	0-0	0-0	0	1	1	5	2	0	2	0	0	6
05	DAVIS Jr., Corey	g	6-12	5-7	1-2	2	4	6	2	18	4	1	0	0	35
25	ROBINSON, Jr., Galen	g	1-4	0-2	0-0	0	1	1	0	2	4	0	0	2	19
32	GRAY, Rob	g	4-15	1-6	0-0	4	2	6	1	9	6	2	0	1	37
01	HARRIS Jr., Chris		0-0	0-0	0-2	0	0	0	0	1	0	1	1	0	5
03	BROOKS, Armoni		4-10	4-9	0-0	1	0	1	3	12	0	0	0	1	24
12	VANBECK, Wes		0-0	0-0	0-0	0	1	1	1	0	0	0	0	0	7
13	ZANNA, Nura		1-4	0-0	0-0	1	0	1	4	2	0	1	0	0	8
35	WHITE Jr., Fabian		4-8	0-0	2-2	1	1	2	5	10	0	0	1	1	23
Team						3	1	4							
Totals			28-66	10-25	4-11	15	17	32	24	70	17	8	3	6	200

FG % 1st Half: 16-32 50.0% 2nd half: 12-34 35.3% Game: 28-66 42.4%
3FG % 1st Half: 5-10 50.0% 2nd half: 5-15 33.3% Game: 10-25 40.0%
FT % 1st Half: 3-5 60.0% 2nd half: 1-6 16.7% Game: 4-11 36.4%

Deadball
Rebounds
1,5

Cincinnati 80 • 20-2, 9-0

#	Player	Total		3-Ptr		Rebounds			PF	TP	A	TO	Blk	Stl	Min
		FG-FGA	FG-FGA	FT-FTA	FT-FTA	Off	Def	Tot							
11	CLARK, Gary	f	5-8	2-3	2-4	2	8	10	4	14	2	0	3	1	30
24	WASHINGTON, Kyle	f	6-8	3-4	4-6	0	5	5	2	19	0	0	3	0	26
01	EVANS, Jacob	g	6-16	2-5	4-4	3	4	7	2	18	5	2	0	2	40
03	JENIFER, Justin	g	1-2	1-2	0-0	1	3	4	0	3	2	1	0	0	18
34	CUMBERLAND, Jarron	g	4-10	0-2	7-10	2	2	4	3	15	4	4	1	1	31
02	WILLIAMS, Keith		0-0	0-0	0-0	0	0	0	0	0	0	0	0	0	1
05	MOORE, Trevor		0-2	0-1	1-2	1	0	1	1	1	0	0	0	0	7
13	SCOTT, Tre		0-2	0-0	0-1	2	2	4	1	0	0	0	0	0	13
15	BROOME, Cane		2-5	0-2	0-0	1	1	2	0	4	1	2	0	0	21
33	BROOKS, Nysier		3-3	0-0	0-0	0	0	0	2	6	0	0	1	1	13
Team						0	2	2							
Totals			27-56	8-19	18-27	12	27	39	15	80	14	9	8	5	200

FG % 1st Half: 12-26 46.2% 2nd half: 15-30 50.0% Game: 27-56 48.2%
3FG % 1st Half: 4-8 50.0% 2nd half: 4-11 36.4% Game: 8-19 42.1%
FT % 1st Half: 9-11 81.8% 2nd half: 9-16 56.3% Game: 18-27 66.7%

Deadball
Rebounds
4,2

Officials: Terry Oglesby, Terry Wymer, Clarence Armstrong
Technical fouls: Houston-None. Cincinnati-None.
Attendance: 8885

Score by periods	1st	2nd	Total
Houston	40	30	70
Cincinnati	37	43	80

Points	In	Off	2nd	Fast	Bench
HOU	22	14	16	4	24
CIN	30	8	17	9	11

Last FG - HOU 2nd-00:12, CIN 2nd-00:18.
Largest lead - HOU by 18 1st-07:24, CIN by 13 2nd-03:41.

Score tied - 7 times.
Lead changed - 7 times.

GAME 23 • FEB. 3, 2018
8/8 CINCINNATI (65) AT UCONN (57)
GAMPEL PAVILION (STORRS, CONN.)

Cincinnati 65 • 21-2, 10-0 AAC

#	Player	Total		3-Ptr		Rebounds			PF	TP	A	TO	Blk	Stl	Min
		FG-FGA	FG-FGA	FT-FTA	FT-FTA	Off	Def	Tot							
01	EVANS, Jacob	f	4-12	2-5	9-10	2	3	5	1	19	3	0	1	0	39
11	CLARK, Gary	f	1-3	0-1	3-4	1	5	6	3	5	2	1	1	0	34
24	WASHINGTON, Kyle	f	6-10	1-2	0-0	4	7	11	1	13	1	1	1	0	29
03	JENIFER, Justin	g	1-5	1-3	2-2	0	1	1	3	5	0	3	0	0	16
34	CUMBERLAND, Jarron	g	2-8	2-8	2-5	0	4	4	2	8	1	1	0	0	29
02	WILLIAMS, Keith		1-1	1-1	0-0	0	0	0	0	3	0	0	0	0	2
05	MOORE, Trevor		0-1	0-1	0-0	0	0	0	0	0	0	0	0	1	10
13	SCOTT, Tre		0-0	0-0	2-2	0	2	2	0	2	0	0	0	0	7
15	BROOME, Cane		4-10	2-4	0-1	0	0	0	0	10	3	2	0	1	24
33	BROOKS, Nysier		0-0	0-0	0-0	0	0	0	4	0	0	2	1	1	10
Team						3	6	9			2				
Totals			19-50	9-25	18-24	10	28	38	14	65	10	12	4	3	200

FG % 1st Half: 10-26 38.5% 2nd half: 9-24 37.5% Game: 19-50 38.0%
3FG % 1st Half: 6-12 50.0% 2nd half: 3-13 23.1% Game: 9-25 36.0%
FT % 1st Half: 6-9 66.7% 2nd half: 12-15 80.0% Game: 18-24 75.0%

Deadball
Rebounds
3

UCONN 57 • 11-12, 4-6 AAC

#	Player		Total		3-Ptr		Rebounds					PF	TP	A	TO	Blk	Stl	Min
			FG	FGA	FG	FGA	FT	FTA	Off	Def	Tot							
21	DIARRA, Mamadou	f	2-2	0-0	4-5		3	3	6	1	8	0	1	2	0	23		
22	LARRIER, Terry	f	1-8	1-4	2-2		0	4	4	2	5	0	2	0	1	28		
25	CARLTON, Josh	f	0-2	0-0	0-0		2	1	3	4	0	0	0	0	0	15		
01	VITAL, Christian	g	8-16	2-5	0-1		0	9	9	4	18	0	4	0	2	36		
04	ADAMS, Jalen	g	7-20	2-7	4-4		1	2	3	3	20	4	1	0	2	37		
00	ANDERSON, Antwoine		1-3	0-1	0-0		0	3	3	1	2	0	1	0	0	20		
05	WHALEY, Isaiah		0-2	0-0	0-0		0	0	0	1	0	1	0	0	2	22		
12	POLLEY, Tyler		0-0	0-0	0-0		0	0	0	0	0	0	1	0	0	6		
34	ONUORAH, David		1-2	0-0	2-2		0	0	0	4	4	0	0	1	0	13		
Team							3	2	5									
Totals			20-55	5-17	12-14		9	24	33	20	57	5	10	3	7	200		

GAME 25 • FEB. 11, 2018
6/6 CINCINNATI (76) AT SMU (51)
MOODY COLISEUM (DALLAS, TEXAS)

Cincinnati 76 • 23-2, 12-0 AAC

#	Player	Total		3-Ptr		Rebounds			PF	TP	A	TO	Blk	Stl	Min
		FG-FGA	FG-FGA	FT-FTA	Off	Def	Tot								
01	EVANS, Jacob	f	2-8	1-5	4-4	1	4	5	1	9	4	0	0	0	28
11	CLARK, Gary	f	4-8	1-1	2-3	3	3	6	3	11	2	0	2	2	18
24	WASHINGTON, Kyle	f	8-12	0-1	1-1	1	7	8	1	17	0	1	2	0	18
03	JENIFER, Justin	g	2-3	2-3	0-0	0	4	4	0	6	5	1	0	0	19
34	CUMBERLAND, Jarron	g	4-7	1-4	3-4	1	2	3	0	12	4	0	0	2	25
02	WILLIAMS, Keith		3-5	0-1	2-2	0	0	0	1	8	1	2	0	1	12
05	MOORE, Trevor		0-4	0-4	0-0	0	1	1	1	0	0	2	1	0	15
13	SCOTT, Tre		1-5	0-1	0-0	3	2	5	2	2	4	0	0	1	18
15	BROOME, Cane		0-1	0-0	3-5	0	1	1	0	3	1	0	0	0	17
22	NSOSEME, Eliel		2-3	0-0	0-1	1	0	1	1	4	1	1	0	0	11
33	BROOKS, Nysier		2-7	0-0	0-2	2	3	5	3	4	1	0	1	1	19
Team						1	1	2							
Totals			28-63	5-20	15-22	13	28	41	13	76	23	7	6	8	200

FG % 1st Half: 11-33 33.3% 2nd half: 17-30 56.7% Game: 28-63 44.4%
3FG % 1st Half: 2-9 22.2% 2nd half: 3-11 27.3% Game: 5-20 25.0%
FT % 1st Half: 8-11 72.7% 2nd half: 7-11 63.6% Game: 15-22 68.2%

Deadball
Rebounds
4

SMU 51 • 15-10, 5-7 AAC

#	Player	Total		3-Ptr		Rebounds			PF	TP	A	TO	Blk	Stl	Min
		FG-FGA	FG-FGA	FT-FTA	Off	Def	Tot								
23	AGAU, Akoy	f	2-5	0-0	2-2	3	10	13	4	6	2	1	2	0	30
00	McMURRAY, Jhmal	g	8-18	3-10	0-0	3	3	6	2	19	1	2	0	0	38
20	MORRIS, Elijah	g	1-8	1-7	0-0	1	1	2	2	3	2	1	0	0	33
21	EMELOGU, Ben	g	1-8	0-3	0-1	1	2	3	1	2	0	2	0	0	24
31	WHITT, Jimmy	g	7-14	0-0	5-7	1	4	5	2	19	3	1	1	2	40
03	DOUGLAS, William		0-4	0-2	2-2	0	3	3	3	2	2	4	0	1	27
12	PYLE, James		0-2	0-2	0-0	1	0	1	0	0	0	1	0	0	8
Team						2	2	4							
Totals			19-59	4-24	9-12	12	25	37	14	51	10	14	3	3	200

FG % 1st Half: 9-35 25.7% 2nd half: 10-24 41.7% Game: 19-59 32.2%
3FG % 1st Half: 1-13 7.7% 2nd half: 3-11 27.3% Game: 4-24 16.7%
FT % 1st Half: 2-4 50.0% 2nd half: 7-8 87.5% Game: 9-12 75.0%

Deadball
Rebounds
3

Officials: Doug Simmons, Ted Valentine, Pat Adams
Technical fouls: Cincinnati-None. SMU-None.
Attendance: 6935

Score by periods	1st	2nd	Total
Cincinnati	32	44	76
SMU	21	30	51

Points	In	Off	2nd	Fast	Bench
CIN	38	18	11	9	21
SMU	28	10	11	9	2

Last FG - CIN 2nd-00:43, SMU 2nd-01:23.
Largest lead - CIN by 35 2nd-11:33, SMU by 5 1st-17:07.

Score tied - 1 time.
Lead changed - 1 time.

GAME 26 • FEB. 15 2018
5/5 CINCINNATI (62) AT RV/RV HOUSTON (67)
H&PE ARENA (HOUSTON, TEXAS)

Cincinnati 62 • 23-3, 12-1 AAC

#	Player	Total		3-Ptr		Rebounds			PF	TP	A	TO	Blk	Stl	Min
		FG-FGA	FG-FGA	FT-FTA	Off	Def	Tot								
01	EVANS, Jacob	f	3-9	1-4	9-12	3	2	5	2	16	2	3	1	2	40
11	CLARK, Gary	f	4-10	0-1	5-8	1	6	7	4	13	2	3	0	1	39
24	WASHINGTON, Kyle	c	4-9	0-1	2-3	1	3	4	2	10	0	4	1	0	28
03	JENIFER, Justin	g	2-4	1-2	2-2	1	0	1	2	7	1	0	0	0	27
34	CUMBERLAND, Jarron	g	3-9	2-6	6-7	3	1	4	2	14	1	1	0	1	37
05	MOORE, Trevor		0-1	0-1	0-0	0	1	1	0	0	0	0	0	0	10
13	SCOTT, Tre		1-1	0-0	0-0	0	0	0	0	2	0	1	0	0	6
15	BROOME, Cane		0-0	0-0	0-0	0	0	0	2	0	1	0	0	0	6
22	NSOSEME, Eliel		0-0	0-0	0-0	0	0	0	0	0	0	0	0	0	2
33	BROOKS, Nysier		0-1	0-0	0-0	0	5	5	2	0	0	1	1	0	5
Team						0	0	0							
Totals			17-44	4-15	24-32	9	18	27	16	62	7	13	3	4	200

FG % 1st Half: 11-25 44.0% 2nd half: 6-19 31.6% Game: 17-44 38.6%
3FG % 1st Half: 3-8 37.5% 2nd half: 1-7 14.3% Game: 4-15 26.7%
FT % 1st Half: 2-3 66.7% 2nd half: 22-29 75.9% Game: 24-32 75.0%

Deadball
Rebounds
1

Houston 67 • 20-5, 10-3 AAC

#	Player	Total		3-Ptr		Rebounds			PF	TP	A	TO	Blk	Stl	Min
		FG-FGA	FG-FGA	FT-FTA	Off	Def	Tot								
15	DAVIS, Devin	f	7-13	0-0	2-2	4	6	10	3	16	1	2	1	1	34
24	BRADY, Breanon	f	2-2	0-0	0-3	0	4	4	3	4	0	2	0	0	14
05	DAVIS Jr., Corey	g	6-9	4-5	0-0	1	3	4	5	16	0	0	0	3	33
25	ROBINSON, Jr., Galen	g	1-3	0-0	0-0	0	2	2	1	2	6	3	0	1	26
32	GRAY, Rob	g	3-13	1-7	6-6	1	0	1	2	13	4	4	0	1	29
03	BROOKS, Armoni		4-7	2-4	2-3	0	3	3	2	12	1	0	2	0	28
12	VANBECK, Wes		0-1	0-1	0-0	0	1	1	0	0	0	0	0	1	4
13	ZANNA, Nura		1-1	0-0	0-2	5	3	8	5	2	0	1	0	0	19
35	WHITE Jr., Fabian		0-1	0-0	2-2	0	2	2	3	2	0	2	1	0	13
Team						0	1	1							
Totals			24-50	7-17	12-18	11	25	36	24	67	12	15	4	7	200

FG % 1st Half: 10-24 41.7% 2nd half: 14-26 53.8% Game: 24-50 48.0%
3FG % 1st Half: 2-6 33.3% 2nd half: 5-11 45.5% Game: 7-17 41.2%
FT % 1st Half: 2-6 33.3% 2nd half: 10-12 83.3% Game: 12-18 66.7%

Deadball
Rebounds
3

Officials: Jamie Luckie (CC), Jeffrey Anderson (R1), Byron Jarrett (R)
Technical fouls: Cincinnati-None. Houston-None.
Attendance: 5363

Score by periods	1st	2nd	Total
Cincinnati	27	35	62
Houston	24	43	67

Points	In	Off	2nd	Fast	Bench
CIN	22	22	10	0	2
HOU	26	10	17	4	16

Last FG - CIN 2nd-00:00, HOU 2nd-01:01.
Largest lead - CIN by 13 1st-11:37, HOU by 8 2nd-00:04.

Score tied - 5 times.
Lead changed - 4 times.

GAME 27 • FEB. 18, 2018
19/18 WICHITA STATE (76) AT 5/5 CINCINNATI (72)
BB&T ARENA (HIGHLAND HEIGHTS, KY.)

Wichita State 76 • 21-5 (11-3)

#	Player	Total		3-Ptr		Rebounds			PF	TP	A	TO	Blk	Stl	Min
		FG-FGA	FG-FGA	FT-FTA	Off	Def	Tot								
00	KELLY, Rashard	f	3-4	0-1	1-3	2	2	4	4	7	4	0	0	0	26
01	BROWN, Zach	f	2-3	2-3	0-0	0	1	1	2	6	1	2	0	0	16
24	MORRIS, Shaquille	c	5-9	0-0	3-4	2	1	3	2	13	1	1	2	2	33
11	SHAMET, Landry	g	6-13	3-6	4-5	1	3	4	0	19	5	5	0	0	37
12	REAVES, Austin	g	5-8	2-5	0-0	0	0	0	1	12	0	2	0	0	25
20	NURGER, Rauno		0-0	0-0	0-0	0	0	0	3	0	0	0	0	0	6
21	WILLIS Jr., Darral		1-3	0-0	3-4	0	4	4	3	5	2	3	0	0	14
32	McDUFFIE, Markis		3-6	1-2	1-2	2	3	5	3	8	1	1	0	0	25
33	FRANKAMP, Conner		2-5	0-1	2-2	0	1	1	3	6	2	1	0	1	18
Team						2	2	4							
Totals			27-51	8-18	14-20	9	17	26	21	76	16	15	2	3	200

FG % 1st Half: 14-23 60.9% 2nd half: 13-28 46.4% Game: 27-51 52.9%
3FG % 1st Half: 5-9 55.6% 2nd half: 3-9 33.3% Game: 8-18 44.4%
FT % 1st Half: 9-11 81.8% 2nd half: 5-9 55.6% Game: 14-20 70.0%

Deadball
Rebounds
3,2

Cincinnati 72 • 23-4 (12-2)

		Total	3-Ptr	Rebounds											
#	Player	FG-FGA	FG-FGA	FT-FTA	Off	Def	Tot	PF	TP	A	TO	Blk	Stl	Min	
11	CLARK, Gary	f	3-7	1-4	4-4	1	7	8	3	11	3	0	1	3	37
24	WASHINGTON, Kyle	f	3-5	0-1	0-1	0	2	2	2	6	0	1	2	0	17
01	EVANS, Jacob	g	4-10	1-4	7-10	4	3	7	4	16	3	4	1	2	35
03	JENIFER, Justin	g	0-0	0-0	2-2	0	0	0	0	2	1	0	0	1	11
34	CUMBERLAND, Jarron	g	7-17	3-10	1-1	0	2	2	3	18	3	3	0	2	34
02	WILLIAMS, Keith		0-0	0-0	1-2	1	0	1	0	1	0	0	0	0	6
05	MOORE, Trevor		0-2	0-1	0-0	1	0	1	0	0	0	0	0	0	6
13	SCOTT, Tre		1-1	0-0	0-0	0	0	0	1	2	0	0	0	0	4
15	BROOME, Cane		7-10	2-3	0-1	0	2	2	1	16	1	2	0	0	28
22	NSOSEME, Eliel		0-0	0-0	0-0	0	0	0	2	0	0	1	0	0	13
33	BROOKS, Nysier		0-0	0-0	0-0	0	0	0	3	0	0	1	1	0	9
Team					3	1	4			1					
Totals			25-52	7-23	15-21	10	17	27	19	72	11	13	5	8	200

GAME 29 • FEB. 25, 2018
TULSA (74) AT 11/11 CINCINNATI (82)
BB&T ARENA (HIGHLAND HEIGHTS, KY.)

Tulsa 74 • 17-11 (10-6)

##	Player		Total		3-Ptr	FT-FTA	Rebounds			PF	TP	A	TO	Blk	Stl	Min
			FG-FGA	FG-FGA			Off	Def	Tot							
00	ETOU, Junior	f	7-16	4-10	3-4	3	1	4	2	1	21	2	2	0	0	31
01	IGBANU, Martins	f	4-5	0-0	1-2	2	3	5	0	9	4	1	0	0	0	27
03	JOINER, Elijah	g	2-4	2-3	0-0	1	3	4	3	6	6	2	0	0	0	28
05	KORITA, Lawson	g	2-3	1-2	0-0	1	1	2	0	5	0	0	0	0	0	26
32	HENDERSON JR., Corey	g	4-13	3-9	0-0	1	0	1	2	11	4	2	0	1	0	30
02	JEFFRIES, DaQuan	g	3-7	2-4	0-0	2	2	4	2	8	1	2	3	1	0	23
10	SCOTT, Curran	g	3-7	1-1	2-2	3	0	3	2	9	0	1	0	0	0	20
13	WHEELER, Jaleel	g	2-4	1-1	0-0	0	1	1	1	5	0	2	0	0	0	13
35	ARTISON, Geno	g	0-0	0-0	0-0	0	0	0	0	0	1	0	0	0	0	2
Team							2	0	2							
Totals			27-59	14-30	6-8	15	11	26	11	74	18	12	3	2	0	200
FG % 1st Half: 16-27 59.3% 2nd half: 11-32 34.4% Game: 27-59 45.8%																
3FG % 1st Half: 9-14 64.3% 2nd half: 5-16 31.3% Game: 14-30 46.7%																
FT % 1st Half: 6-8 75.0% 2nd half: 0-0 0.0% Game: 6-8 75.0%																
Deadball Rebounds 2,2																

Cincinnati 82 • 25-4 (14-2)

##	Player		Total		3-Ptr	FT-FTA	Rebounds			PF	TP	A	TO	Blk	Stl	Min
			FG-FGA	FG-FGA			Off	Def	Tot							
11	CLARK, Gary	f	7-10	2-2	1-2	1	1	2	3	17	2	3	1	3	0	28
24	WASHINGTON, Kyle	f	4-7	0-0	0-0	0	4	4	2	15	7	0	1	0	0	23
01	EVANS, Jacob	g	5-11	4-5	1-2	3	3	6	2	15	7	0	0	0	0	35
03	JENIFER, Justin	g	2-2	2-2	0-0	0	0	0	0	6	5	1	0	0	0	16
34	CUMBERLAND, Jarron	g	6-10	4-7	1-1	1	4	5	1	17	8	3	0	2	0	34
02	WILLIAMS, Keith	g	1-2	0-0	0-1	1	0	1	0	2	0	1	1	0	0	7
05	MOORE, Trevor	g	1-3	0-2	0-0	1	0	1	0	2	0	2	0	0	0	14
13	SCOTT, Tre	g	0-3	0-0	0-0	3	4	7	3	0	0	1	1	0	0	21
15	BROOME, Cane	g	5-7	3-4	2-2	0	1	2	15	4	1	1	0	0	0	20
22	NSOSEME, Eliel	g	0-0	0-0	0-0	0	0	0	0	0	0	0	0	0	0	1
33	BROOKS, Nysier	g	0-1	0-0	0-0	0	0	0	0	0	0	1	0	0	0	1
Team							3	0	3	1						
Totals			31-56	15-22	5-8	13	17	30	14	82	26	14	4	5	0	200
FG % 1st Half: 16-31 51.6% 2nd half: 15-25 60.0% Game: 31-56 55.4%																
3FG % 1st Half: 9-14 64.3% 2nd half: 6-8 75.0% Game: 15-22 68.2%																
FT % 1st Half: 3-5 60.0% 2nd half: 2-3 66.7% Game: 5-8 62.5%																
Deadball Rebounds 2																

Officials: Zelton Steed, Lee Cassell, Chuck Jones
Technical fouls: Tulsa=None. Cincinnati=TEAM.
Attendance: 8911

Score by periods	1st	2nd	Total
Tulsa	47	27	74
Cincinnati	44	38	82

Last FG - TLS 2nd-00:58, CIN 2nd-01:11.
Largest lead - TLS by 8 2nd-18:22, CIN by 13 2nd-09:05.

Points	In Paint	Off T/O	2nd Chance	Fast Break	Bench
TLS	26	17	17	2	22
CIN	30	11	13	7	19

Score tied - 9 times.
Lead changed - 10 times.

GAME 30 • MARCH 1, 2018
10/10 CINCINNATI (78) AT TULANE (49)
FOGELMAN IN DEVLIN (NEW ORLEANS, LA.)

Cincinnati 78 • 26-4, 15-2 AAC

##	Player		Total		3-Ptr	FT-FTA	Rebounds			PF	TP	A	TO	Blk	Stl	Min
			FG-FGA	FG-FGA			Off	Def	Tot							
11	CLARK, Gary	f	2-8	0-0	0-0	4	5	9	1	4	4	1	0	0	3	23
24	WASHINGTON, Kyle	f	7-12	1-4	1-1	4	3	7	0	16	0	1	2	1	0	26
01	EVANS, Jacob	g	4-10	3-5	0-0	0	1	1	0	11	0	1	1	0	0	11
03	JENIFER, Justin	g	1-2	0-0	2-2	0	1	1	4	4	3	0	0	2	0	17
34	CUMBERLAND, Jarron	g	2-5	0-2	4-4	0	1	1	2	8	5	3	0	1	0	22
02	WILLIAMS, Keith	g	2-6	0-0	2-4	3	2	5	1	6	1	3	2	1	0	27
05	MOORE, Trevor	g	0-1	0-1	2-2	0	1	1	3	2	0	1	1	1	0	16
13	SCOTT, Tre	g	3-7	0-0	4-4	2	4	6	1	10	0	1	0	1	0	17
15	BROOME, Cane	g	6-7	1-1	0-0	1	2	3	2	13	0	0	0	0	0	25
22	NSOSEME, Eliel	g	0-0	0-0	0-0	0	0	0	0	0	0	1	1	0	0	5
33	BROOKS, Nysier	g	2-2	0-0	0-0	2	1	3	1	4	0	0	0	0	0	11
Team							0	4	4							
Totals			29-60	5-13	15-17	16	25	41	17	78	13	13	7	11	0	200
FG % 1st Half: 15-33 45.5% 2nd half: 14-27 51.9% Game: 29-60 48.3%																
3FG % 1st Half: 4-9 44.4% 2nd half: 1-4 25.0% Game: 5-13 38.5%																
FT % 1st Half: 5-6 83.3% 2nd half: 10-11 90.9% Game: 15-17 88.2%																
Deadball Rebounds 2,1																

Tulane 49 • 14-15, 5-12 AAC

##	Player		Total		3-Ptr	FT-FTA	Rebounds			PF	TP	A	TO	Blk	Stl	Min
			FG-FGA	FG-FGA			Off	Def	Tot							
05	REYNOLDS, Cameron	f	4-13	0-0	1-2	1	4	5	1	9	1	4	1	1	0	36
23	PAUL, Blake	f	0-1	0-0	0-0	0	0	0	0	2	0	1	0	0	0	8
00	CORNISH, Jordan	g	1-5	1-4	1-2	0	1	1	2	4	0	2	0	0	0	24
03	ONA EMBO, Ray	g	3-9	1-5	2-2	1	3	4	3	9	3	2	0	0	0	37
35	FRAZIER, Melvin	g	4-11	0-1	5-5	2	3	5	1	13	0	2	0	3	0	34
10	DANIELS, Caleb	g	2-6	1-3	5-6	0	0	0	3	10	1	2	0	1	0	22
11	AJANG, Bul	g	0-1	0-0	0-0	0	0	0	0	2	0	1	0	0	0	8
14	SLATER, Colin	g	0-0	0-0	0-0	0	0	0	0	0	0	0	0	0	0	3
21	SEHIC, Samir	g	2-5	0-1	0-0	4	2	6	1	4	0	3	1	0	0	28
Team							3	2	5							
Totals			16-51	3-14	14-17	11	15	26	15	49	5	17	2	5	0	200
FG % 1st Half: 7-28 25.0% 2nd half: 9-23 39.1% Game: 16-51 31.4%																
3FG % 1st Half: 0-5 0.0% 2nd half: 3-9 33.3% Game: 3-14 21.4%																
FT % 1st Half: 6-7 85.7% 2nd half: 8-10 80.0% Game: 14-17 82.4%																
Deadball Rebounds 1																

Officials: Joe Lindsay, Tony Henderson, Jerry Heater
Technical fouls: Cincinnati=None. Tulane=None.
Attendance: 2824

Score by periods	1st	2nd	Total
Cincinnati	39	39	78
Tulane	20	29	49

Last FG - CIN 2nd-01:18, TLN 2nd-01:09.
Largest lead - CIN by 33 2nd-10:47, TLN None.

Points	In Paint	Off T/O	2nd Chance	Fast Break	Bench
CIN	36	23	24	0	35
TLN	18	15	8	2	14

Score tied - 1 time.
Lead changed - 0 times.

GAME 31 • MARCH 4, 2018
10/10 CINCINNATI (62) AT 11/11 WICHITA STATE (61)
KOCH ARENA (WICHITA, KAN.)

Cincinnati 62 • 27-4 (16-2 AAC)

#	Player		Total		3-Ptr	Rebounds			PF	TP	A	TO	Blk	Stl	Min
			FG-FGA	FG-FGA		FT-FTA	Off	Def							
11	CLARK, Gary	f	2-6	0-1	6-6	2	3	5	3	10	2	0	2	0	33
24	WASHINGTON, Kyle	f	4-15	1-6	2-3	3	4	7	3	11	0	0	1	0	29
01	EVANS, Jacob	g	7-16	3-9	2-4	0	7	7	0	19	1	1	1	2	31
03	JENIFER, Justin	g	0-0	0-0	0-0	0	1	1	0	1	2	0	0	0	13
34	CUMBERLAND, Jarron	g	5-10	1-3	0-0	1	2	3	2	11	1	0	1	1	37
02	WILLIAMS, Keith	1-1	1-1	0-0	0	0	1	1	1	3	0	0	0	0	9
05	MOORE, Trevor	0-0	0-0	0-0	0	0	1	1	0	0	0	0	0	0	2
13	SCOTT, Tre	1-2	0-0	0-0	0	2	1	3	0	2	0	0	0	0	7
15	BROOME, Cane	3-7	0-1	0-0	0	0	1	1	1	6	1	1	0	1	28
22	NSOSEME, Eliel	0-1	0-0	0-0	0	1	1	2	1	0	0	0	0	0	3
33	BROOKS, Nysier	0-0	0-0	0-2	0	1	2	3	1	0	0	1	2	1	8
Team						0	1	1			2				
Totals			23-58	6-21	10-15	11	24	35	13	62	7	5	7	5	200
FG 1st Half: 14-33			42.4%	2nd half: 9-25	36.0%	Game: 23-58			39.7%	Deadball Rebounds					
3FG 1st Half: 5-13			38.5%	2nd half: 1-8	12.5%	Game: 6-21			28.6%	1					
FT 1st Half: 4-9			44.4%	2nd half: 6-8	100.0	Game: 10-15			66.7%						

GAME 33 • MARCH 10, 2018 • AMERICAN CHAMPIONSHIP SEMIS
8/8 CINCINNATI (70) VS. MEMPHIS (60)
AMWAY CENTER (ORLANDO, FLA.)

Memphis 60 • 21-13

#	Player		Total		3-Ptr	Rebounds			PF	TP	A TO Blk Stl					Min
			FG-FGA	FG-FGA		FT-FTA	Off	Def								
00	DAVENPORT, Kyvon	f	3-9	0-4	6-6	3 8 11	4	12	0	2	0	1	33			
00	PARKS JR, Mike	f	2-5	0-0	0-1	2 3 5	4	4	1	0	0	0	24			
01	JOHNSON, Jamal	g	5-9	4-6	3-3	0 5 5	4	17	1	1	0	1	40			
02	RIVERS, Jlmario	g	0-1	0-0	0-0	0 0 0	0	0	1	0	0	0	2			
05	BREWTON JR, Kareem	g	3-11	0-0	2-4	0 4 4	2	8	5	2	0	1	38			
04	THORNTON, Raynere	g	3-12	1-7	1-3	2 2 4	3	8	1	1	0	0	31			
11	RHODES, Malik	g	1-3	1-1	0-0	0 0 0	0	3	2	1	0	0	7			
12	ENOH, Victor	g	1-1	0-0	2-2	1 2 3	1	4	0	1	0	0	16			
15	NICKLEBERRY, David	g	1-3	1-2	1-2	1 0 1	0	4	0	0	1	0	9			
Team						2 2 4					1					
Totals			19-54	7-20	15-21	11 26 37	18	60	11	9	1	3	200			

FG % 1st Half: 14-27 51.9% 2nd half: 5-27 18.5% Game: 19-54 35.2% Deadball Rebounds 4,1
3FG % 1st Half: 7-12 58.3% 2nd half: 0-8 0.0% Game: 7-20 35.0%
FT % 1st Half: 7-9 77.8% 2nd half: 8-12 66.7% Game: 15-21 71.4%

Cincinnati 70 • 29-4

#	Player		Total		3-Ptr	Rebounds			PF	TP	A TO Blk Stl					Min
			FG-FGA	FG-FGA		FT-FTA	Off	Def								
01	EVANS, Jacob	f	3-13	1-8	0-0	1 6 7	2	7	1	1	2	2	31			
11	CLARK, Gary	f	6-11	0-2	5-9	4 8 12	1	17	3	0	1	3	34			
24	WASHINGTON, Kyle	f	3-8	0-2	5-5	2 1 3	3	11	1	0	1	0	21			
03	JENIFER, Justin	g	2-5	1-3	1-2	1 2 3	2	6	2	0	0	0	18			
34	CUMBERLAND, Jarron	g	5-9	4-6	4-8	1 2 3	4	18	5	1	0	0	32			
02	WILLIAMS, Keith	g	0-1	0-1	0-0	0 1 1	2	0	0	0	0	1	9			
05	MOORE, Trevor	g	0-0	0-0	0-0	0 0 0	1	0	0	0	0	0	7			
13	SCOTT, Tre	g	3-6	0-0	0-0	1 3 4	2	6	1	0	0	0	18			
13	BROOME, Cane	g	2-6	1-5	0-0	1 0 1	0	5	1	0	1	22				
22	NSOSEME, Eliel	g	0-0	0-0	0-0	0 0 0	0	0	0	0	0	0	3			
33	BROOKS, Nysier	g	0-0	0-0	0-0	0 0 0	1	0	0	0	1	0	5			
Team						1 2 3										
Totals			24-59	7-27	15-24	12 25 37	18	70	18	3	5	7	200			

FG % 1st Half: 12-30 40.0% 2nd half: 12-29 41.4% Game: 24-59 40.7% Deadball Rebounds 5,1
3FG % 1st Half: 7-12 58.3% 2nd half: 4-16 25.0% Game: 7-27 25.9%
FT % 1st Half: 2-7 28.6% 2nd half: 13-17 76.5% Game: 15-24 62.5%

Officials: Terry Oglesby, Karl Hess, Byron Jarrett
Technical fouls: Memphis-None. Cincinnati-TEAM.

Attendance: 8644

AAC Championship - Semifinal

Score by periods	1st	2nd	Total
Memphis	42	18	60
Cincinnati	29	41	70

Last FG - MEM 2nd-00:28, CIN 2nd-04:46.
Largest lead - MEM by 13 1st-00:00, CIN by 12 2nd-00:38.

Score tied - 1 time.
Lead changed - 1 time.

GAME 34 • MARCH 11, 2018 • AMERICAN CHAMPIONSHIP FINALS
8/8 CINCINNATI (56) VS. HOUSTON (55)
AMWAY CENTER (ORLANDO, FLA.)

Houston 55 • 25-7

#	Player		Total		3-Ptr	Rebounds			PF	TP	A TO Blk Stl					Min
			FG-FGA	FG-FGA		FT-FTA	Off	Def								
15	DAVIS, Devin	f	6-11	0-0	1-2	0 5 5	4	13	0	2	1	0	24			
24	BRADY, Brearon	f	0-1	0-0	0-0	1 0 1	2	0	1	2	0	1	12			
05	DAVIS Jr., Corey	g	5-11	5-10	0-0	0 2 2	4	15	3	2	0	0	35			
25	ROBINSON, Jr., Galen	g	1-5	0-0	4-4	1 3 4	1	6	5	1	0	5	29			
03	GRAY, Rob	g	6-22	2-9	3-4	2 3 5	2	17	3	4	0	1	36			
02	BROOKS, Armoni	g	0-4	0-4	0-0	2 2 4	1	0	0	0	0	0	20			
13	ZANNA, Nura	g	1-1	0-0	0-0	2 4 6	3	2	0	0	0	1	28			
35	WHITE Jr., Fabian	g	0-0	0-0	2-2	0 1 1	2	2	0	1	0	1	16			
Team						1 0 1										
Totals			19-55	7-23	10-12	9 20 29	19	55	12	12	2	8	200			

FG % 1st Half: 13-25 52.0% 2nd half: 6-30 20.0% Game: 19-55 34.5% Deadball Rebounds 4,1
3FG % 1st Half: 7-13 53.8% 2nd half: 0-10 0.0% Game: 7-23 30.4%
FT % 1st Half: 4-4 100.0 2nd half: 6-8 75.0% Game: 10-12 83.3%

Cincinnati 56 • 30-4

#	Player		Total		3-Ptr	Rebounds			PF	TP	A TO Blk Stl					Min
			FG-FGA	FG-FGA		FT-FTA	Off	Def								
01	EVANS, Jacob	f	5-17	0-3	2-6	3 3 6	1	12	3	2	1	2	40			
11	CLARK, Gary	f	5-8	2-5	8-11	2 10 12	3	20	2	1	1	0	33			
24	WASHINGTON, Kyle	f	4-6	2-3	0-0	2 3 5	0	10	0	1	1	0	25			
03	JENIFER, Justin	g	1-2	0-1	0-0	0 1 1	0	2	2	1	0	1	19			
34	CUMBERLAND, Jarron	g	3-5	0-1	2-2	0 1 1	4	8	1	4	0	0	31			
02	WILLIAMS, Keith	g	0-0	0-0	0-0	0 0 0	1	0	0	0	0	0	0+			
05	MOORE, Trevor	g	0-2	0-1	0-0	0 0 0	2	0	0	0	0	0	7			
13	SCOTT, Tre	g	0-2	0-0	0-0	0 1 1	2	0	0	0	1	0	16			
15	BROOME, Cane	g	2-3	0-0	0-0	0 2 2	0	4	0	2	0	1	23			
33	BROOKS, Nysier	g	0-1	0-0	0-0	0 1 1	0	0	0	0	1	0	6			
Team						2 2 4										
Totals			20-46	4-14	12-19	9 24 33	13	56	8	13	5	4	200			

FG % 1st Half: 14-28 50.0% 2nd half: 6-18 33.3% Game: 20-46 43.5% Deadball Rebounds 3,1
3FG % 1st Half: 7-13 53.8% 2nd half: 2-8 25.0% Game: 4-14 28.6%
FT % 1st Half: 5-6 83.3% 2nd half: 7-13 53.8% Game: 12-19 63.2%

Officials: Terry Oglesby, Ted Valentine, Don Daily

Technical fouls: Houston-None. Cincinnati-None.

Attendance: 8670

AAC Championship Final

Score by periods	1st	2nd	Total
Houston	37	18	55
Cincinnati	35	21	56

Points	In	Off	2nd	Fast	Bench
HOU	18	18	4	13	4
CIN	18	11	17	2	4

Last FG - HOU 2nd-01:14, CIN 2nd-00:58.
Largest lead - HOU by 6 1st-01:35, CIN by 10 1st-15:37.

Score tied - 6 times.
Lead changed - 7 times.

GAME 35 • MARCH 16 • NCAA TOURNAMENT FIRST ROUND
CINCINNATI (68) VS. GEORGIA STATE (53)
BRIDGESTONE ARENA (NASHVILLE, TENN.)

Georgia State 53 • 24-11

#	Player		Total		3-Ptr	Rebounds			PF	TP	A TO Blk Stl					Min
			FG-FGA	FG-FGA		FT-FTA	Off	Def								
02	Benilevi, Malik	*	2-8	1-7	2-2	2 4 6	3	7	0	1	0	1	37			
15	Simmons, D'Marcus	*	10-20	3-8	1-1	0 4 4	2	24	1	4	1	1	39			
23	Seasson, Jordan	*	0-1	0-0	0-0	2 1 3	4	0	0	0	1	2	30			
24	Mitchell, Devin	*	1-6	1-4	0-0	0 1 1	2	3	0	1	1	0	25			
30	Thomas, Jeff	*	4-10	1-4	0-0	0 4 4	1	9	1	0	2	1	34			
11	Williams, Isaiah	*	4-8	2-4	0-0	0 1 1	1	10	1	2	0	0	26			
12	Williams, Kane	*	0-0	0-0	0-0	0 0 0	2	0	0	0	0	0	1			
20	Linder, Josh	*	0-0	0-0	0-0	0 0 0	0	0	0	0	0	0	0+			
50	Tyson, Jordan	*	0-0	0-0	0-0	1 1 2	0	0	0	0	0	1	8			
Team						1 4 5										
Totals			21-53	8-27	3-3	6 20 26	15	53	3	9	5	6	200			

FG % 1st Half: 11-28 39.3% 2nd half: 10-25 40.0% Game: 21-53 39.6% Deadball Rebounds 0
3FG % 1st Half: 5-15 33.3% 2nd half: 3-12 25.0% Game: 8-27 29.6%
FT % 1st Half: 3-3 100.0 2nd half: 0-0 0.0% Game: 3-3 100.0

Cincinnati 68 • 31-4

#	Player		Total		3-Ptr	Rebounds			PF	TP	A TO Blk Stl				Min
			FG-FGA	FG-FGA		FT-FTA	Off	Def			TP				
01	EVANS, Jacob	*	4-9	2-5	0-0	2	6	8	3	10	1	1	0	1	27
03	JENIFER, Justin	*	1-3	1-3	2-4	1	0	1	0	5	1	0	1	22	
11	CLARK, Gary	*	4-7	1-2	2-2	3	10	13	1	11	2	0	1	2	39
24	WASHINGTON, Kyle	*	6-17	1-4	0-0	2	2	4	2	13	1	0	2	0	25
34	CUMBERLAND, Jarron	*	8-17	4-11	7-8	8	3	11	1	27	2	1	0	2	40
02	WILLIAMS, Keith	*	0-1	0-0	0-0	0	0	0	0	0	0	0	0	0	1
06	MOORE, Trevor	*	0-4	0-3	0-0	0	3	3	3	0	1	1	0	0	11
13	SCOTT, Tre	*	1-1	0-0	0-0	1	2	3	0	2	0	0	0	0	10
15	BROOME, Cane	*	0-3	0-2	0-0	0	0	0	0	0	1	2	0	1	19
33	BROOKS, Nysier	*	0-0	0-0	0-0	1	0	1	0	0	1	0	0	0	6
Team						2	0	2				2			



2017-18 Cincinnati Basketball
Cincinnati Combined Team Statistics (as of Mar 18, 2018)
All games



Overall record: 31-5 Conf: 16-2 Home: 15-1 Away: 9-2 Neutral: 7-2

#	Player	gp-gs	min	avg	Total		3-Point		F-Throw		Rebounds				pf	dq	a	to	blk	stl	pts	avg
					fg-fga	fg%	3fg-fga	3fg%	ft-fa	ft%	off	def	tot	avg								
01	EVANS, Jacob	36-36	1107	30.8	161-377	.427	60-162	.370	86-114	.754	50	120	170	4.7	72	1	113	63	35	47	468	13.0
11	CLARK, Gary	36-36	1025	28.5	160-304	.526	27-62	.435	117-158	.741	107	206	313	8.7	75	0	76	36	44	51	464	12.9
34	CUMBERLAND, Jarron	36-36	1041	28.9	138-337	.409	60-177	.339	78-115	.678	45	98	143	4.0	76	1	103	64	13	37	414	11.5
24	WASHINGTON, Kyle	36-34	838	23.3	165-327	.505	20-56	.357	57-77	.740	60	137	197	5.5	65	0	14	45	50	9	407	11.3
15	BROOME, Cane	34-3	698	20.5	95-205	.463	32-82	.390	46-65	.708	16	36	52	1.5	44	0	95	51	2	31	268	7.9
03	JENIFER, Justin	36-33	704	19.6	50-137	.365	30-84	.357	44-57	.772	8	29	37	1.0	43	0	91	24	0	17	174	4.8
05	MOORE, Trevor	35-0	418	11.9	35-105	.333	26-82	.317	23-34	.676	14	47	61	1.7	40	0	14	15	2	18	119	3.4
02	WILLIAMS, Keith	33-0	325	9.8	40-104	.385	4-27	.148	17-32	.531	15	25	40	1.2	23	0	14	27	5	15	101	3.1
13	SCOTT, Tre	36-0	449	12.5	41-74	.554	0-1	.000	28-47	.596	50	78	128	3.6	38	0	32	22	7	15	110	3.1
20	DIARRA, Mamoudou	7-0	46	6.6	7-20	.350	1-2	.500	5-6	.833	5	8	13	1.9	3	0	2	4	5	1	20	2.9
33	BROOKS, Nysier	35-2	340	9.7	38-77	.494	0-0	.000	16-29	.552	32	49	81	2.3	54	0	8	22	20	12	92	2.6
22	NSOSEME, Eliel	29-0	166	5.7	11-21	.524	0-0	.000	4-20	.200	20	29	49	1.7	23	0	5	11	11	3	26	0.9
14	BART, Jackson	12-0	15	1.3	2-6	.333	2-5	.400	0-0	.000	1	1	2	0.2	0	0	0	0	0	0	6	0.5
32	KOZ, John	8-0	10	1.3	1-1	1.000	0-0	.000	0-0	.000	1	1	2	0.3	0	0	1	1	0	0	2	0.3
31	MARTIN, Sam	10-0	19	1.9	0-5	.000	0-2	.000	2-2	1.000	0	1	1	0.1	5	0	2	2	0	0	2	0.2
Team											55	69	124		3		18					
Total.....		36	7201		944-2100	.450	262-742	.353	523-756	.692	479	934	1413	39.2	564	2	570	405	194	256	2673	74.2
Opponents.....		36	7200		739-1974	.374	231-747	.309	362-529	.684	367	765	1132	31.4	657	-	361	514	106	179	2071	57.5

TEAM STATISTICS			CIN	OPP	Date	Opponent	Score	Att.	
SCORING			2673	2071	11/10/17	SAVANNAH STATE	w	107-77	6610
Points per game			74.2	57.5	11/13/17	WESTERN CAROLINA	w	102-51	7051
Scoring margin			+16.7	-	11/16/17	COPPIN STATE	w	97-54	7158
FIELD GOALS-ATT			944-2100	739-1974	11/20/17	vs Buffalo	w	73-67	1200
Field goal pct			.450	.374	11/21/17	vs Richmond	w	75-48	1400
3 POINT FG-ATT			262-742	231-747	11/22/17	vs Wyoming	w	78-53	1530
3-point FG pct			.353	.309	11/27/17	ALABAMA STATE	w	83-51	7012
3-pt FG made per game			7.3	6.4	12/02/17	at Xavier	L	76-89	10817
FREE THROWS-ATT			523-756	362-529	12/09/17	vs Florida	L	60-66	9112
Free throw pct			.692	.684	12/12/17	MISSISSIPPI ST.	w	65-50	8128
F-Throws made per game			14.5	10.1	12/16/17	at UCLA	w	77-63	10018
REBOUNDS			1413	1132	12/19/17	UA-PINE BLUFF	w	77-49	5812
Rebounds per game			39.2	31.4	12/21/17	CLEVELAND STATE	w	81-62	7988
Rebounding margin			+7.8	-	* 12/31/17	MEMPHIS	w	82-48	8423
ASSISTS			570	361	* 01/04/18	at Temple	w	55-53	4274
Assists per game			15.8	10.0	* 01/07/18	SMU	w	76-56	9109
TURNOVERS			405	514	* 1/13/18	at USF	w	78-55	3609
Turnovers per game			11.3	14.3	* 1/16/18	at UCF	w	49-38	7565
Turnover margin			+3.0	-	* 01/20/18	ECU	w	86-60	8879
Assist/turnover ratio			1.4	0.7	* 01/24/18	TEMPLE	w	75-42	8924
STEALS			256	179	* 1/27/18	at Memphis	w	62-48	12223
Steals per game			7.1	5.0	* 01/31/18	HOUSTON	w	80-70	8885
BLOCKS			194	106	* 2/3/18	at UCONN	w	65-57	9170
Blocks per game			5.4	2.9	* 02/06/18	UCF	w	77-40	8673
ATTENDANCE			129303	139903	* 02/11/18	at SMU	w	76-51	6935
Home games-Avg/Game			16-8081	11-7573	* 2/15/18	at Houston	L	62-67	5363
Neutral site-Avg/Game			-	9-6289	* 02/18/18	WICHITA STATE	L	72-76	9523
					* 02/22/18	UCONN	w	77-52	8217
					* 02/25/18	TULSA	w	82-74	8911
					* 03/01/18	at Tulane	w	78-49	2824
					* 03/04/18	at Wichita State	w	62-61	10506
					03/09/18	vs SMU	w	61-51	8491
					3-10-18	vs Memphis	w	70-60	8644
					3-11-18	vs Houston	w	56-55	8670
					03/16/18	vs Georgia State	w	68-53	17552
					03/18/18	vs Nevada	L	73-75	0
Score by Periods			1st	2nd	Totals				
Cincinnati			1328	1345	2673				
Opponents			1008	1063	2071				

* = Conference game



2017-18 Cincinnati Basketball
Cincinnati Combined Team Statistics (as of Mar 18, 2018)
Conference games



RECORD:	OVERALL	HOME	AWAY	NEUTRAL
ALL GAMES	16-2	8-1	8-1	0-0
CONFERENCE	16-2	8-1	8-1	0-0
NON-CONFERENCE	0-0	0-0	0-0	0-0

#	Player	gp-gs	min	avg	Total		3-Point		F-Throw		Rebounds				pf	dq	a	to	blk	stl	pts	avg
					fg-fga	fg%	3fg-fga	3fg%	ft-fa	ft%	off	def	tot	avg								
01	EVANS, Jacob	18-18	571	31.7	80-190	.421	32-81	.395	49-63	.778	28	56	84	4.7	31	1	62	27	14	26	241	13.4
11	CLARK, Gary	18-18	520	28.9	80-150	.533	16-30	.533	55-79	.696	50	93	143	7.9	44	0	37	15	19	25	231	12.8
24	WASHINGTON, Kyle	18-18	433	24.1	85-175	.486	13-38	.342	27-34	.794	32	70	102	5.7	38	0	4	22	32	2	210	11.7
34	CUMBERLAND, Jarron	18-18	547	30.4	69-164	.421	28-90	.311	39-53	.736	17	52	69	3.8	38	0	52	32	4	21	205	11.4
15	BROOME, Cane	16-0	328	20.5	41-90	.456	16-38	.421	16-25	.640	6	13	19	1.2	18	0	46	19	1	11	114	7.1
03	JENIFER, Justin	18-18	332	18.4	19-53	.358	13-36	.361	22-26	.846	2	17	19	1.1	23	0	43	12	0	9	73	4.1
05	MOORE, Trevor	18-0	224	12.4	18-56	.321	12-41	.293	15-22	.682	9	17	26	1.4	17	0	5	9	2	9	63	3.5
13	SCOTT, Tre	18-0	209	11.6	19-39	.487	0-1	.000	14-26	.538	27	42	69	3.8	17	0	13	11	3	6	52	2.9
33	BROOKS, Nysier	18-0	178	9.9	19-43	.442	0-0	.000	5-12	.417	20	28	48	2.7	34	0	3	15	13	5	43	2.4
02	WILLIAMS, Keith	16-0	145	9.1	12-39	.308	2-9	.222	12-17	.706	7	9	16	1.0	10	0	5	13	4	7	38	2.4
20	DIARRA, Mamoudou	1-0	4	4.0	1-2	.500	0-0	.000	0-0	.000	0	1	1	1.0	0	0	0	0	0	0	2	2.0
22	NSOSEME, Eliel	15-0	88	5.9	9-17	.529	0-0	.000	2-10	.200	12	11	23	1.5	13	0	1	4	5	1	20	1.3
32	KOZ, John	3-0	5	1.7	1-1	1.000	0-0	.000	0-0	.000	1	1	2	0.7	0	0	0	1	0	0	2	0.7
14	BART, Jackson	4-0	6	1.5	0-1	.000	0-1	.000	0-0	.000	1	1	2	0.5	0	0	0	0	0	0	0	0.0
31	MARTIN, Sam	3-0	10	3.3	0-3	.000	0-1	.000	0-0	.000	0	1	1	0.3	2	0	2	0	0	0	0	0.0
Team											27	35	62		2		10					
Total.....		18	3600		453-1023	.443	132-366	.361	256-367	.698	239	447	686	38.1	287	1	273	190	97	122	1294	71.9
Opponents.....		18	3600		356-967	.368	101-354	.285	184-284	.648	200	369	569	31.6	317	-	177	245	53	80	997	55.4

TEAM STATISTICS	CIN	OPP
SCORING	1294	997
Points per game	71.9	55.4
Scoring margin	+16.5	-
FIELD GOALS-ATT	453-1023	356-967
Field goal pct	.443	.368
3 POINT FG-ATT	132-366	101-354
3-point FG pct	.361	.285
3-pt FG made per game	7.3	5.6
FREE THROWS-ATT	256-367	184-284
Free throw pct	.698	.648
F-Throws made per game	14.2	10.2
REBOUNDS	686	569
Rebounds per game	38.1	31.6
Rebounding margin	+6.5	-
ASSISTS	273	177
Assists per game	15.2	9.8
TURNOVERS	190	245
Turnovers per game	10.6	13.6
Turnover margin	+3.1	-
Assist/turnover ratio	1.4	0.7
STEALS	122	80
Steals per game	6.8	4.4
BLOCKS	97	53
Blocks per game	5.4	2.9
ATTENDANCE	79544	62469
Home games-Avg/Game	9-8838	9-6941
Neutral site-Avg/Game	-	0-0

Date	Opponent		Score	Att.
* 12/31/17	MEMPHIS	w	82-48	8423
* 01/04/18	at Temple	w	55-53	4274
* 01/07/18	SMU	w	76-56	9109
* 1/13/18	at USF	w	78-55	3609
* 1/16/18	at UCF	w	49-38	7565
* 01/20/18	ECU	w	86-60	8879
* 01/24/18	TEMPLE	w	75-42	8924
* 1/27/18	at Memphis	w	62-48	12223
* 01/31/18	HOUSTON	w	80-70	8885
* 2/3/18	at UCONN	w	65-57	9170
* 02/06/18	UCF	w	77-40	8673
* 02/11/18	at SMU	w	76-51	6935
* 2/15/18	at Houston	L	62-67	5363
* 02/18/18	WICHITA STATE	L	72-76	9523
* 02/22/18	UCONN	w	77-52	8217
* 02/25/18	TULSA	w	82-74	8911
* 03/01/18	at Tulane	w	78-49	2824
* 03/04/18	at Wichita State	w	62-61	10506

* = Conference game

Score by Periods	1st	2nd	Totals
Cincinnati	619	675	1294
Opponents	484	513	997



2017-18 Cincinnati Basketball
Cincinnati Combined Team Statistics (as of Mar 11, 2018)
AAC Championship



RECORD:	OVERALL	HOME	AWAY	NEUTRAL
ALL GAMES	3-0	0-0	0-0	3-0
CONFERENCE	0-0	0-0	0-0	0-0
NON-CONFERENCE	3-0	0-0	0-0	3-0

#	Player	gp-gs	min	avg	Total		3-Point		F-Throw		Rebounds						a	to	blk	stl	pts	avg
					fg-fga	fg%	3fg-fga	3fg%	ft-fa	ft%	off	def	tot	avg	pf	dq						
11	CLARK, Gary	3-3	97	32.3	15-26	.577	3-8	.375	16-25	.640	8	27	35	11.7	5	0	6	5	3	3	49	16.3
24	WASHINGTON, Kyle	3-3	73	24.3	14-27	.519	2-5	.400	6-7	.857	7	8	15	5.0	3	0	2	5	3	0	36	12.0
34	CUMBERLAND, Jarron	3-3	97	32.3	8-18	.444	4-9	.444	6-11	.545	3	6	9	3.0	9	0	14	6	1	1	26	8.7
15	BROOME, Cane	3-0	69	23.0	8-18	.444	2-9	.222	4-5	.800	3	3	6	2.0	1	0	7	3	0	2	22	7.3
01	EVANS, Jacob	3-3	95	31.7	9-34	.265	1-14	.071	2-6	.333	4	11	15	5.0	5	0	7	4	3	5	21	7.0
03	JENIFER, Justin	3-3	62	20.7	5-13	.385	1-7	.143	3-4	.750	2	3	5	1.7	4	0	5	1	0	1	14	4.7
13	SCOTT, Tre	3-0	46	15.3	6-13	.462	0-0	.000	1-2	.500	3	5	8	2.7	4	0	1	0	1	0	13	4.3
33	BROOKS, Nysier	3-0	20	6.7	3-7	.429	0-0	.000	0-1	.000	1	1	2	0.7	2	0	0	0	2	0	6	2.0
05	MOORE, Trevor	3-0	20	6.7	0-3	.000	0-1	.000	0-0	.000	1	2	3	1.0	4	0	1	0	0	0	0	0.0
02	WILLIAMS, Keith	3-0	17	5.7	0-3	.000	0-2	.000	0-1	.000	0	2	2	0.7	4	0	0	1	0	1	0	0.0
22	NSOSEME, Eliel	2-0	4	2.0	0-0	.000	0-0	.000	0-0	.000	0	0	0	0.0	0	0	0	0	1	0	0	0.0
Team											3	6	9					2				
Total.....		3	600		68-162	.420	13-55	.236	38-62	.613	35	74	109	36.3	41	0	43	27	14	13	187	62.3
Opponents.....		3	600		60-165	.364	19-64	.297	27-35	.771	29	69	98	32.7	55	-	30	33	4	19	166	55.3

TEAM STATISTICS	CIN	OPP
SCORING	187	166
Points per game	62.3	55.3
Scoring margin	+7.0	-
FIELD GOALS-ATT	68-162	60-165
Field goal pct	.420	.364
3 POINT FG-ATT	13-55	19-64
3-point FG pct	.236	.297
3-pt FG made per game	4.3	6.3
FREE THROWS-ATT	38-62	27-35
Free throw pct	.613	.771
F-Throws made per game	12.7	9.0
REBOUNDS	109	98
Rebounds per game	36.3	32.7
Rebounding margin	+3.7	-
ASSISTS	43	30
Assists per game	14.3	10.0
TURNOVERS	27	33
Turnovers per game	9.0	11.0
Turnover margin	+2.0	-
Assist/turnover ratio	1.6	0.9
STEALS	13	19
Steals per game	4.3	6.3
BLOCKS	14	4
Blocks per game	4.7	1.3
ATTENDANCE	0	25805
Home games-Avg/Game	0-0	0-0
Neutral site-Avg/Game	-	3-8602

Date	Opponent		Score	Att.
03/09/18	vs SMU	w	61-51	8491
3-10-18	vs Memphis	w	70-60	8644
3-11-18	vs Houston	w	56-55	8670

* = Conference game

Score by Periods	1st	2nd	Totals
Cincinnati	92	95	187
Opponents	106	60	166



2017-18 Cincinnati Basketball
Cincinnati Combined Team Statistics (as of Mar 18, 2018)
NCAA Tournament



RECORD:	OVERALL	HOME	AWAY	NEUTRAL
ALL GAMES	1-1	0-0	0-0	1-1
CONFERENCE	0-0	0-0	0-0	0-0
NON-CONFERENCE	1-1	0-0	0-0	1-1

#	Player	gp-gs	min	avg	Total		3-Point		F-Throw		Rebounds						a	to	blk	stl	pts	avg
					fg-fga	fg%	3fg-fga	3fg%	ft-fa	ft%	off	def	tot	avg	pf	dq						
34	CUMBERLAND, Jarron	2-2	67	33.5	13-34	.382	7-20	.350	11-12	.917	11	5	16	8.0	6	1	5	1	0	3	44	22.0
01	EVANS, Jacob	2-2	61	30.5	11-28	.393	2-7	.286	5-6	.833	4	11	15	7.5	6	0	3	3	0	1	29	14.5
24	WASHINGTON, Kyle	2-2	55	27.5	11-26	.423	1-4	.250	0-0	.000	5	10	15	7.5	2	0	3	1	4	0	23	11.5
11	CLARK, Gary	2-2	68	34.0	9-13	.692	1-2	.500	3-4	.750	7	16	23	11.5	4	0	5	2	2	2	22	11.0
03	JENIFER, Justin	2-2	45	22.5	2-8	.250	2-6	.333	3-6	.500	1	1	2	1.0	0	0	7	1	0	1	9	4.5
13	SCOTT, Tre	2-0	27	13.5	3-3	1.000	0-0	.000	0-0	.000	3	5	8	4.0	3	0	0	0	0	0	6	3.0
15	BROOME, Cane	2-0	36	18.0	1-9	.111	0-3	.000	3-3	1.000	0	2	2	1.0	1	0	2	4	0	1	5	2.5
05	MOORE, Trevor	2-0	27	13.5	1-6	.167	1-5	.200	0-0	.000	0	4	4	2.0	4	0	1	1	0	0	3	1.5
33	BROOKS, Nysier	1-0	6	6.0	0-0	.000	0-0	.000	0-0	.000	1	0	1	1.0	0	0	1	0	0	0	0	0.0
22	NSOSEME, Eliel	1-0	7	7.0	0-0	.000	0-0	.000	0-0	.000	1	1	2	2.0	0	0	0	0	0	0	0	0.0
02	WILLIAMS, Keith	1-0	1	1.0	0-1	.000	0-0	.000	0-0	.000	0	0	0	0.0	0	0	0	0	0	0	0	0.0
Team											2	0	2					2				
Total.....		2	400		51-128	.398	14-47	.298	25-31	.806	35	55	90	45.0	26	1	27	15	6	8	141	70.5
Opponents.....		2	400		51-114	.447	14-45	.311	12-19	.632	14	45	59	29.5	30	-	16	11	5	11	128	64.0

TEAM STATISTICS	CIN	OPP
SCORING	141	128
Points per game	70.5	64.0
Scoring margin	+6.5	-
FIELD GOALS-ATT	51-128	51-114
Field goal pct	.398	.447
3 POINT FG-ATT	14-47	14-45
3-point FG pct	.298	.311
3-pt FG made per game	7.0	7.0
FREE THROWS-ATT	25-31	12-19
Free throw pct	.806	.632
F-Throws made per game	12.5	6.0
REBOUNDS	90	59
Rebounds per game	45.0	29.5
Rebounding margin	+15.5	-
ASSISTS	27	16
Assists per game	13.5	8.0
TURNOVERS	15	11
Turnovers per game	7.5	5.5
Turnover margin	-2.0	-
Assist/turnover ratio	1.8	1.5
STEALS	8	11
Steals per game	4.0	5.5
BLOCKS	6	5
Blocks per game	3.0	2.5
ATTENDANCE	0	17552
Home games-Avg/Game	0-0	0-0
Neutral site-Avg/Game	-	2-8776

Date	Opponent		Score	Att.
03/16/18	vs Georgia State	W	68-53	17552
03/18/18	vs Nevada	L	73-75	0

* = Conference game

Score by Periods	1st	2nd	Totals
Cincinnati	79	62	141
Opponents	62	66	128



2017-18 Cincinnati Basketball
Cincinnati Team Game-by-Game Comparison (as of Mar 20, 2018)
All games



Opponent	1st	2nd	Score	Mar	Total FG	FG Pct	3-Pointers	3FG Pct	Free Throws	FT Pct	Rebounds	Assist	T/Over	Block	Steal	Fouls
SAVANNAH STATE	60/40	47/37	107-77	+30	41-86/26-74	.477/.351	13-39/13-44	.333/.295	12-24/12-16	.500/.750	65/32 +33	24/19	20/17	4/4	7/11	17/24
WESTERN CAROLINA	46/29	56/22	102-51	+51	33-64/18-56	.516/.321	9-21/5-16	.429/.313	27-34/10-18	.794/.556	47/28 +19	24/9	13/22	7/1	11/6	17/23
COPPIN STATE	55/26	42/28	97-54	+43	32-63/19-60	.508/.317	12-29/4-19	.414/.211	21-36/12-12	.583/1000	51/27 +24	23/7	7/11	5/1	7/4	10/24
Buffalo	39/26	34/41	73-67	+6	21-53/23-65	.396/.354	4-10/10-29	.400/.345	27-35/11-17	.771/.647	43/39 +4	11/9	18/17	3/4	7/6	20/30
Richmond	40/14	35/34	75-48	+27	25-46/16-42	.543/.381	13-24/6-16	.542/.375	12-17/10-17	.706/.588	35/22 +13	20/11	20/20	4/3	9/7	21/18
Wyoming	37/20	41/33	78-53	+25	31-62/15-48	.500/.313	7-14/6-21	.500/.286	9-14/17-25	.643/.680	43/28 +15	12/10	10/14	5/3	8/3	19/15
ALABAMA STATE	46/26	37/25	83-51	+32	29-59/22-57	.492/.386	6-22/5-12	.273/.417	19-26/2-2	.731/1000	34/34 -	19/8	7/20	9/3	7/1	11/20
Xavier	30/43	46/46	76-89	(13)	29-69/27-57	.420/.474	8-28/10-21	.286/.476	10-16/25-30	.625/.833	27/44 (17)	14/16	8/16	11/6	10/5	24/15
Florida	28/34	32/32	60-66	(6)	23-54/23-54	.426/.426	4-15/6-15	.267/.400	10-16/14-17	.625/.824	35/33 +2	4/9	21/15	5/6	7/7	21/17
MISSISSIPPI ST.	35/25	30/25	65-50	+15	22-54/19-63	.407/.302	7-20/6-21	.350/.286	14-16/6-8	.875/.750	37/38 (1)	18/9	14/16	11/4	5/9	11/16
UCLA	36/23	41/40	77-63	+14	27-58/23-56	.466/.411	8-17/11-29	.471/.379	15-23/6-9	.652/.667	35/35 -	17/11	9/18	5/4	12/2	16/21
UA-PINE BLUFF	43/16	34/33	77-49	+28	26-58/18-50	.448/.360	5-15/5-20	.333/.250	20-28/8-12	.714/.667	42/28 +14	17/9	15/22	3/3	13/4	12/19
CLEVELAND STATE	43/34	38/28	81-62	+19	33-61/23-46	.541/.500	7-20/10-21	.350/.476	8-11/6-8	.727/.750	34/18 +16	24/11	11/17	5/2	10/4	11/13
MEMPHIS	35/16	47/32	82-48	+34	32-61/18-56	.525/.321	9-18/4-22	.500/.182	9-17/8-17	.529/.471	45/30 +15	23/6	9/13	4/2	9/2	14/15
Temple	26/29	29/24	55-53	+2	20-51/18-56	.392/.321	3-14/6-23	.214/.261	12-20/11-14	.600/.786	40/35 +5	10/9	16/11	4/4	6/10	14/17
SMU	34/20	42/36	76-56	+20	24-58/18-48	.414/.375	8-26/6-19	.308/.316	20-29/14-21	.690/.667	38/29 +9	16/11	11/18	3/3	7/7	18/22
USF	35/33	43/22	78-55	+23	22-43/18-45	.512/.400	7-16/7-13	.438/.538	27-31/12-16	.871/.750	30/22 +8	15/8	8/13	5/3	6/5	18/21
UCF	15/19	34/19	49-38	+11	19-54/15-50	.352/.300	5-20/5-17	.250/.294	6-10/3-10	.600/.300	35/36 (1)	15/11	9/14	6/1	6/3	13/11
ECU	46/38	40/22	86-60	+26	33-73/25-59	.452/.424	5-14/4-16	.357/.250	15-21/6-11	.714/.545	46/29 +17	15/8	7/15	10/6	9/3	11/19
TEMPLE	35/19	40/23	75-42	+33	28-65/16-56	.431/.286	8-22/3-23	.364/.130	11-16/7-16	.688/.438	46/36 +10	14/9	13/20	3/5	12/5	14/19
Memphis	34/21	28/27	62-48	+14	22-51/14-45	.431/.311	8-18/3-17	.444/.176	10-19/17-29	.526/.586	39/31 +8	15/4	15/12	4/4	4/5	27/18
HOUSTON	37/40	43/30	80-70	+10	27-56/28-66	.482/.424	8-19/10-25	.421/.400	18-27/4-11	.667/.364	39/32 +7	14/17	9/8	8/3	5/6	15/24
UCONN	32/21	33/36	65-57	+8	19-50/20-55	.380/.364	9-25/5-17	.360/.294	18-24/12-14	.750/.857	38/33 +5	10/5	12/10	4/3	3/7	14/20
UCF	33/13	44/27	77-40	+37	26-66/13-46	.394/.283	10-32/0-14	.313/.000	15-20/14-22	.750/.636	48/31 +17	17/6	10/16	6/1	8/2	20/20
SMU	32/21	44/30	76-51	+25	28-63/19-59	.444/.322	5-20/4-24	.250/.167	15-22/9-12	.682/.750	41/37 +4	23/10	7/14	6/3	8/3	13/14
Houston	27/24	35/43	62-67	(5)	17-44/24-50	.386/.480	4-15/7-17	.267/.412	24-32/12-18	.750/.667	27/36 (9)	7/12	13/15	3/4	4/7	16/24
WICHITA STATE	40/42	32/34	72-76	(4)	25-52/27-51	.481/.529	7-23/8-18	.304/.444	15-21/14-20	.714/.700	27/26 +1	11/16	13/15	5/2	8/3	19/21
UCONN	38/25	39/27	77-52	+25	28-62/18-61	.452/.295	10-28/6-22	.357/.273	11-18/10-13	.611/.769	41/37 +4	22/6	6/13	8/0	6/3	17/16
TULSA	44/47	38/27	82-74	+8	31-56/27-59	.554/.458	15-22/14-30	.682/.467	5-8/6-8	.625/.750	30/26 +4	26/18	14/12	4/3	5/2	14/11
Tulane	39/20	39/29	78-49	+29	29-60/16-51	.483/.314	5-13/3-14	.385/.214	15-17/14-17	.882/.824	41/26 +15	13/5	13/17	7/2	11/5	17/15
Wichita State	37/36	25/25	62-61	+1	23-58/22-54	.397/.407	6-21/6-23	.286/.261	10-15/11-15	.667/.733	35/37 (2)	7/16	5/9	7/4	5/2	13/10
SMU	28/27	33/24	61-51	+10	24-57/22-56	.421/.393	2-14/5-21	.143/.238	11-19/2-2	.579/1000	39/32 +7	17/7	11/12	4/1	2/8	10/18
Memphis	29/42	41/18	70-60	+10	24-59/19-54	.407/.352	7-27/7-20	.259/.350	15-24/15-21	.625/.714	37/37 -	18/11	3/9	5/1	7/3	18/18
Houston	35/37	21/18	56-55	+1	20-46/19-55	.435/.345	4-14/7-23	.286/.304	12-19/10-12	.632/.833	33/29 +4	8/12	13/12	5/2	4/8	13/19
Georgia State	35/30	33/23	68-53	+15	24-62/21-53	.387/.396	9-30/8-27	.300/.296	11-14/3-3	.786/1000	46/26 +20	14/3	8/9	3/5	7/6	10/15
Nevada	44/32	29/43	73-75	(2)	27-66/30-61	.409/.492	5-17/6-18	.294/.333	14-17/9-16	.824/.563	44/33 +11	13/13	7/2	3/0	1/5	16/15

Note: Game totals are displayed in the format TEAM/OPPONENT for each category



2017-18 Cincinnati Basketball
Cincinnati Points-Rebounds-Assists (as of Mar 20, 2018)
All games



Opponent	Date	Score		01	02	03	05	11	13	15
				EVANS,JACO	WILLIAMS,K	JENIFER,JU	MOORE,TREV	CLARK,GARY	SCOTT,TRE	BROOME,CAN
SAVANNAH STATE	11/10/17	107-77	w	19-7-5	10-5-1	15-0-5	8-2-0	13-11-1	4-3-3	17-4-4
WESTERN CAROLINA	11/13/17	102-51	w	9-6-6	10-1-1	2-0-1	5-3-1	8-2-1	6-6-6	15-2-4
COPPIN STATE	11/16/17	97-54	w	11-2-4	4-2-2	16-2-2	5-2-0	12-9-2	6-5-3	4-1-2
vs Buffalo	11/20/17	73-67	w	9-4-3	4-1-0	2-2-5	3-1-0	24-14-0	0-0-0	2-2-1
vs Richmond	11/21/17	75-48	w	12-1-4	1-1-1	9-1-3	9-8-3	8-8-7	4-3-0	13-2-1
vs Wyoming	11/22/17	78-53	w	10-2-5	4-0-0	7-3-2	3-3-0	17-6-0	2-4-0	10-2-3
ALABAMA STATE	11/27/17	83-51	w	12-2-3	8-2-2	7-0-1	11-3-0	14-7-3	5-7-1	2-0-4
at Xavier	12/02/17	76-89	L	23-2-2	0-1-0	4-0-4	0-2-0	14-7-1	4-7-1	16-2-5
vs Florida	12/09/17	60-66	L	13-6-0	0-1-0	0-0-1	DNP	9-13-1	0-2-0	15-3-0
MISSISSIPPI ST.	12/12/17	65-50	w	24-8-2	4-1-0	3-0-3	0-0-0	9-13-4	0-0-1	2-0-4
at UCLA	12/16/17	77-63	w	16-5-2	4-3-1	7-2-1	0-0-0	10-11-4	0-1-0	9-2-3
UA-PINE BLUFF	12/19/17	77-49	w	12-7-1	9-2-1	3-0-1	6-4-2	6-6-3	6-5-3	17-3-3
CLEVELAND STATE	12/21/17	81-62	w	7-4-4	5-2-0	3-1-7	3-0-1	18-5-1	2-0-0	5-2-6
MEMPHIS	12/31/17	82-48	w	12-5-6	3-0-1	7-1-4	12-2-1	13-10-2	1-3-3	DNP
at Temple	01/04/18	55-53	w	14-6-4	0-0-0	9-1-3	0-3-0	10-4-1	2-2-0	DNP
SMU	01/07/18	76-56	w	18-4-4	2-1-0	7-2-4	1-1-0	18-8-1	4-4-1	3-1-2
at USF	1/13/18	78-55	w	16-2-4	0-0-1	6-1-2	1-1-0	10-10-3	1-1-0	6-0-4
at UCF	1/16/18	49-38	w	10-2-4	DNP	0-0-1	3-3-0	17-15-1	2-2-0	3-2-5
ECU	01/20/18	86-60	w	17-2-1	0-3-0	0-0-2	2-0-0	14-14-2	5-7-0	7-3-6
TEMPLE	01/24/18	75-42	w	10-6-5	6-1-0	0-1-3	5-2-1	17-10-3	2-6-0	3-0-2
at Memphis	1/27/18	62-48	w	14-2-0	0-0-0	0-0-2	8-3-1	18-9-2	2-0-1	9-0-6
HOUSTON	01/31/18	80-70	w	18-7-5	0-0-0	3-4-2	1-1-0	14-10-2	0-4-0	4-2-1
at UCONN	2/3/18	65-57	w	19-5-3	3-0-0	5-1-0	0-0-0	5-6-2	2-2-0	10-0-3
UCF	02/06/18	77-40	w	3-6-4	2-2-0	11-1-1	14-1-0	12-5-1	4-8-2	3-0-5
at SMU	02/11/18	76-51	w	9-5-4	8-0-1	6-4-5	0-1-0	11-6-2	2-5-4	3-1-1
at Houston	2/15/18	62-67	L	16-5-2	DNP	7-1-1	0-1-0	13-7-2	2-0-0	0-0-1
WICHITA STATE	02/18/18	72-76	L	16-7-3	1-1-0	2-0-1	0-1-0	11-8-3	2-0-0	16-2-1
UCONN	02/22/18	77-52	w	4-6-5	2-1-1	0-0-2	12-3-2	17-5-2	9-9-2	13-3-4
TULSA	02/25/18	82-74	w	15-6-7	2-1-0	6-0-5	2-1-0	17-2-2	0-7-0	15-1-4
at Tulane	03/01/18	78-49	w	11-1-0	6-5-1	4-1-3	2-1-0	4-9-4	10-6-0	13-3-0
at Wichita State	03/04/18	62-61	w	19-7-1	3-1-0	0-1-2	0-1-0	10-5-2	2-3-0	6-1-1
vs SMU	03/09/18	61-51	w	2-2-3	0-1-0	6-1-1	0-3-1	12-11-1	7-3-0	13-3-2
vs Memphis	3-10-18	70-60	w	7-7-1	0-1-0	6-3-2	0-0-0	17-12-3	6-4-1	5-1-5
vs Houston	3-11-18	56-55	w	12-6-3	0-0-0	2-1-2	0-0-0	20-12-2	0-1-0	4-2-0
vs Georgia State	03/16/18	68-53	w	10-8-1	0-0-0	5-1-5	0-3-1	11-13-2	2-3-0	0-0-1
vs Nevada	03/18/18	73-75	L	19-7-2	DNP	4-1-2	3-1-0	11-10-3	4-5-0	5-2-1

Opponent	Date	Score		20	22	24	33	34
				DIARRA,MAM	NSOSEME,EL	WASHINGTON	BROOKS,NYS	CUMBERLAND
SAVANNAH STATE	11/10/17	107-77	w	0-0-0	3-8-0	5-4-0	3-7-0	10-7-5
WESTERN CAROLINA	11/13/17	102-51	w	9-6-0	DNP	14-7-0	4-8-2	20-2-2
COPPIN STATE	11/16/17	97-54	w	5-3-1	2-5-2	11-6-1	2-2-1	19-9-3
vs Buffalo	11/20/17	73-67	w	DNP	0-0-0	13-4-0	2-2-0	14-6-2
vs Richmond	11/21/17	75-48	w	DNP	0-1-0	6-2-1	2-1-0	6-5-0
vs Wyoming	11/22/17	78-53	w	DNP	1-0-0	16-11-1	2-2-0	6-2-1
ALABAMA STATE	11/27/17	83-51	w	2-2-0	0-4-0	8-5-0	9-1-0	2-0-4
at Xavier	12/02/17	76-89	L	DNP	0-3-1	0-2-0	0-0-0	15-0-0
vs Florida	12/09/17	60-66	L	DNP	0-0-0	11-4-0	2-2-0	10-2-2
MISSISSIPPI ST.	12/12/17	65-50	w	0-0-0	DNP	16-5-1	0-1-0	7-5-3
at UCLA	12/16/17	77-63	w	DNP	0-1-0	19-4-1	2-1-0	10-4-5
UA-PINE BLUFF	12/19/17	77-49	w	2-1-1	0-1-1	5-2-0	7-1-0	4-3-1
CLEVELAND STATE	12/21/17	81-62	w	DNP	0-1-0	14-9-0	8-2-1	16-4-4
MEMPHIS	12/31/17	82-48	w	2-1-0	5-4-0	6-2-0	6-3-0	15-8-4
at Temple	01/04/18	55-53	w	DNP	0-1-0	18-6-1	2-7-0	0-6-1
SMU	01/07/18	76-56	w	DNP	0-0-0	9-8-0	0-2-0	14-4-4
at USF	1/13/18	78-55	w	DNP	0-0-0	14-6-0	6-2-0	18-3-1
at UCF	1/16/18	49-38	w	DNP	DNP	7-4-0	2-0-0	5-2-4
ECU	01/20/18	86-60	w	DNP	2-5-0	17-3-1	8-5-1	14-4-2
TEMPLE	01/24/18	75-42	w	DNP	4-5-0	13-9-0	0-2-0	13-1-0
at Memphis	1/27/18	62-48	w	DNP	0-0-0	4-10-1	0-2-0	7-5-2
HOUSTON	01/31/18	80-70	w	DNP	DNP	19-5-0	6-0-0	15-4-4
at UCONN	2/3/18	65-57	w	DNP	DNP	13-11-1	0-0-0	8-4-1
UCF	02/06/18	77-40	w	DNP	3-4-0	13-3-0	3-6-0	9-6-4
at SMU	02/11/18	76-51	w	DNP	4-1-1	17-8-0	4-5-1	12-3-4
at Houston	2/15/18	62-67	L	DNP	0-0-0	10-4-0	0-5-0	14-4-1
WICHITA STATE	02/18/18	72-76	L	DNP	0-0-0	6-2-0	0-0-0	18-2-3
UCONN	02/22/18	77-52	w	DNP	2-1-0	9-3-0	2-3-1	7-4-3
TULSA	02/25/18	82-74	w	DNP	0-0-0	8-4-0	0-0-0	17-5-8
at Tulane	03/01/18	78-49	w	DNP	0-0-0	16-7-0	4-3-0	8-1-5
at Wichita State	03/04/18	62-61	w	DNP	0-2-0	11-7-0	0-3-0	11-3-1
vs SMU	03/09/18	61-51	w	DNP	0-0-0	15-7-1	6-1-0	0-5-8
vs Memphis	3-10-18	70-60	w	DNP	0-0-0	11-3-1	0-0-0	18-3-5
vs Houston	3-11-18	56-55	w	DNP	DNP	10-5-0	0-1-0	8-1-1
vs Georgia State	03/16/18	68-53	w	DNP	DNP	13-4-1	0-1-1	27-11-2
vs Nevada	03/18/18	73-75	L	DNP	0-2-0	10-11-2	DNP	17-5-3



2017-18 Cincinnati Basketball
Cincinnati Season/Career Statistics (as of Mar 20, 2018)
All games



SEASON STATISTICS

CAREER STATISTICS

SUMMARY	gp-gs	min/g	fg%	3fg%	ft%	r/g	a/g	stl	blk	pts/g	gp-gs	min/g	fg%	3fg%	ft%	r/g	a/g	stl	blk	pts/g
EVANS, Jacob	36-36	30.8	.427	.370	.754	4.7	3.1	47	35	13.0	105-80	29.1	.429	.377	.755	4.3	2.5	120	92	11.7
CLARK, Gary	36-36	28.5	.526	.435	.741	8.7	2.1	51	44	12.9	139-137	28.8	.525	.383	.698	8.1	2.0	163	180	10.5
CUMBERLAND, Jarron	36-36	28.9	.409	.339	.678	4.0	2.9	37	13	11.5	71-36	24.1	.441	.345	.663	3.2	2.2	71	22	9.9
WASHINGTON, Kyle	36-34	23.3	.505	.357	.740	5.5	0.4	9	50	11.3	72-69	24.0	.507	.357	.723	6.1	0.6	22	92	12.1
BROOME, Cane	34-3	20.5	.463	.390	.708	1.5	2.8	31	2	7.9	34-3	20.5	.463	.390	.708	1.5	2.8	31	2	7.9
JENIFER, Justin	36-33	19.6	.365	.357	.772	1.0	2.5	17	0	4.8	98-33	14.1	.379	.358	.714	0.9	2.0	47	0	3.4
MOORE, Trevor	35-0	11.9	.333	.317	.676	1.7	0.4	18	2	3.4	35-0	11.9	.333	.317	.676	1.7	0.4	18	2	3.4
WILLIAMS, Keith	33-0	9.8	.385	.148	.531	1.2	0.4	15	5	3.1	33-0	9.8	.385	.148	.531	1.2	0.4	15	5	3.1
SCOTT, Tre	36-0	12.5	.554	.000	.596	3.6	0.9	15	7	3.1	71-0	11.3	.524	.250	.557	3.0	0.7	32	22	3.1
DIARRA, Mamoudou	7-0	6.6	.350	.500	.833	1.9	0.3	1	5	2.9	7-0	6.6	.350	.500	.833	1.9	0.3	1	5	2.9
BROOKS, Nysier	35-2	9.7	.494	.000	.552	2.3	0.2	12	20	2.6	68-2	9.1	.508	.000	.565	2.0	0.1	16	42	2.5
NSOSEME, Eliel	29-0	5.7	.524	.000	.200	1.7	0.2	3	11	0.9	29-0	5.7	.524	.000	.200	1.7	0.2	3	11	0.9
BART, Jackson	12-0	1.3	.333	.400	.000	0.2	0.0	0	0	0.5	20-0	1.3	.250	.286	.000	0.1	0.0	0	0	0.3
KOZ, John	8-0	1.3	1.000	.000	.000	0.3	0.1	0	0	0.3	14-0	1.4	.333	.000	.000	0.3	0.2	0	0	0.1
MARTIN, Sam	10-0	1.9	.000	.000	1.000	0.1	0.2	0	0	0.2	10-0	1.9	.000	.000	1.000	0.1	0.2	0	0	0.2

SCORING	fg-fga	fg%	3fg-fga	3fg%	ft-fta	ft%	pts	pts/g	fg-fga	fg%	3fg-fga	3fg%	ft-fta	ft%	pts	pts/g
EVANS, Jacob	161-377	.427	60-162	.370	86-114	.754	468	13.0	423-985	.429	174-462	.377	213-282	.755	1233	11.7
CLARK, Gary	160-304	.526	27-62	.435	117-158	.741	464	12.9	542-1033	.525	54-141	.383	324-464	.698	1462	10.5
CUMBERLAND, Jarron	138-337	.409	60-177	.339	78-115	.678	414	11.5	237-538	.441	98-284	.345	134-202	.663	706	9.9
WASHINGTON, Kyle	165-327	.505	20-56	.357	57-77	.740	407	11.3	349-688	.507	35-98	.357	138-191	.723	871	12.1
BROOME, Cane	95-205	.463	32-82	.390	46-65	.708	268	7.9	95-205	.463	32-82	.390	46-65	.708	268	7.9
JENIFER, Justin	50-137	.365	30-84	.357	44-57	.772	174	4.8	108-285	.379	57-159	.358	65-91	.714	338	3.4
MOORE, Trevor	35-105	.333	26-82	.317	23-34	.676	119	3.4	35-105	.333	26-82	.317	23-34	.676	119	3.4
WILLIAMS, Keith	40-104	.385	4-27	.148	17-32	.531	101	3.1	40-104	.385	4-27	.148	17-32	.531	101	3.1
SCOTT, Tre	41-74	.554	0-1	.000	28-47	.596	110	3.1	86-164	.524	1-4	.250	44-79	.557	217	3.1
DIARRA, Mamoudou	7-20	.350	1-2	.500	5-6	.833	20	2.9	7-20	.350	1-2	.500	5-6	.833	20	2.9
BROOKS, Nysier	38-77	.494	0-0	.000	16-29	.552	92	2.6	66-130	.508	0-0	.000	39-69	.565	171	2.5
NSOSEME, Eliel	11-21	.524	0-0	.000	4-20	.200	26	0.9	11-21	.524	0-0	.000	4-20	.200	26	0.9
BART, Jackson	2-6	.333	2-5	.400	0-0	.000	6	0.5	2-8	.250	2-7	.286	0-0	.000	6	0.3
KOZ, John	1-1	1.000	0-0	.000	0-0	.000	2	0.3	1-3	.333	0-2	.000	0-0	.000	2	0.1
MARTIN, Sam	0-5	.000	0-2	.000	2-2	1.000	2	0.2	0-5	.000	0-2	.000	2-2	1.000	2	0.2

TOTALS	o-reb	d-reb	t-reb	pf	fo	ast	to	a/to	o-reb	d-reb	t-reb	pf	fo	ast	to	a/to
EVANS, Jacob	50	120	170	72	1	113	63	1.8	139	316	455	209	3	263	132	2.0
CLARK, Gary	107	206	313	75	0	76	36	2.1	422	710	1132	272	0	279	157	1.8
CUMBERLAND, Jarron	45	98	143	76	1	103	64	1.6	81	146	227	139	1	155	99	1.6
WASHINGTON, Kyle	60	137	197	65	0	14	45	0.3	138	302	440	156	2	45	98	0.5
BROOME, Cane	16	36	52	44	0	95	51	1.9	16	36	52	44	0	95	51	1.9
JENIFER, Justin	8	29	37	43	0	91	24	3.8	18	72	90	93	0	193	57	3.4
MOORE, Trevor	14	47	61	40	0	14	15	0.9	14	47	61	40	0	14	15	0.9
WILLIAMS, Keith	15	25	40	23	0	14	27	0.5	15	25	40	23	0	14	27	0.5
SCOTT, Tre	50	78	128	38	0	32	22	1.5	74	142	216	63	0	52	38	1.4
DIARRA, Mamoudou	5	8	13	3	0	2	4	0.5	5	8	13	3	0	2	4	0.5
BROOKS, Nysier	32	49	81	54	0	8	22	0.4	52	82	134	109	1	10	41	0.2
NSOSEME, Eliel	20	29	49	23	0	5	11	0.5	20	29	49	23	0	5	11	0.5
BART, Jackson	1	1	2	0	0	0	0	0.0	1	1	2	2	0	0	0	0.0
KOZ, John	1	1	2	0	0	1	1	1.0	1	3	4	0	0	3	1	3.0
MARTIN, Sam	0	1	1	5	0	2	2	1.0	0	1	1	5	0	2	2	1.0



2017-18 Cincinnati Basketball
Cincinnati Team High/Low Analysis (as of Mar 20, 2018)
All games



Cincinnati - TEAM GAME HIGHS

POINTS	107	SAVANNAH STATE (11/10/17)
	102	WESTERN CAROLINA (11/13/17)
	97	COPPIN STATE (11/16/17)
	86	ECU (01/20/18)
	83	ALABAMA STATE (11/27/17)
FIELD GOALS MADE	41	SAVANNAH STATE (11/10/17)
	33	ECU (01/20/18)
	33	CLEVELAND STATE (12/21/17)
	33	WESTERN CAROLINA (11/13/17)
FIELD GOAL ATTEMPTS	86	SAVANNAH STATE (11/10/17)
	73	ECU (01/20/18)
FIELD GOAL PERCENTAGE	.554 (31-56)	TULSA (02/25/18)
	.543 (25-46)	vs Richmond (11/21/17)
3 PT FIELD GOALS MADE	15	TULSA (02/25/18)
	13	vs Richmond (11/21/17)
	13	SAVANNAH STATE (11/10/17)
3 PT FG ATTEMPTS	39	SAVANNAH STATE (11/10/17)
	32	UCF (02/06/18)
3 PT FG PERCENTAGE	.682 (15-22)	TULSA (02/25/18)
	.542 (13-24)	vs Richmond (11/21/17)
FREE THROWS MADE	27	at USF (1/13/18)
	27	vs Buffalo (11/20/17)
	27	WESTERN CAROLINA (11/13/17)
FREE THROW ATTEMPTS	36	COPPIN STATE (11/16/17)
	35	vs Buffalo (11/20/17)
FREE THROW PERCENTAGE	.882 (15-17)	at Tulane (03/01/18)
	.875 (14-16)	MISSISSIPPI ST. (12/12/17)
REBOUNDS	65	SAVANNAH STATE (11/10/17)
	51	COPPIN STATE (11/16/17)
ASSISTS	26	TULSA (02/25/18)
	24	CLEVELAND STATE (12/21/17)
	24	WESTERN CAROLINA (11/13/17)
	24	SAVANNAH STATE (11/10/17)
STEALS	13	UA-PINE BLUFF (12/19/17)
	12	TEMPLE (01/24/18)
	12	at UCLA (12/16/17)
BLOCKED SHOTS	11	MISSISSIPPI ST. (12/12/17)
	11	at Xavier (12/02/17)
TURNOVERS	21	vs Florida (12/09/17)
	20	vs Richmond (11/21/17)
	20	SAVANNAH STATE (11/10/17)
FOULS	27	at Memphis (1/27/18)
	24	at Xavier (12/02/17)



2017-18 Cincinnati Basketball
Cincinnati High/Low Analysis (as of Mar 20, 2018)
All games



Opponent - GAME HIGHS

POINTS	89	at Xavier (12/02/17)
	77	SAVANNAH STATE (11/10/17)
	76	WICHITA STATE (02/18/18)
	75	vs Nevada (03/18/18)
	74	TULSA (02/25/18)
FIELD GOALS MADE	30	vs Nevada (03/18/18)
	28	HOUSTON (01/31/18)
FIELD GOAL ATTEMPTS	74	SAVANNAH STATE (11/10/17)
	66	HOUSTON (01/31/18)
FIELD GOAL PERCENTAGE	.529 (27-51)	WICHITA STATE (02/18/18)
	.500 (23-46)	CLEVELAND STATE (12/21/17)
3 PT FIELD GOALS MADE	14	TULSA (02/25/18)
	13	SAVANNAH STATE (11/10/17)
3 PT FG ATTEMPTS	44	SAVANNAH STATE (11/10/17)
	30	TULSA (02/25/18)
3 PT FG PERCENTAGE	.538 (7-13)	at USF (1/13/18)
	.476 (10-21)	CLEVELAND STATE (12/21/17)
	.476 (10-21)	at Xavier (12/02/17)
FREE THROWS MADE	25	at Xavier (12/02/17)
	17	at Memphis (1/27/18)
	17	vs Wyoming (11/22/17)
FREE THROW ATTEMPTS	30	at Xavier (12/02/17)
	29	at Memphis (1/27/18)
FREE THROW PERCENTAGE	1.000 (12-12)	COPPIN STATE (11/16/17)
	1.000 (3-3)	vs Georgia State (03/16/18)
	1.000 (2-2)	vs SMU (03/09/18)
	1.000 (2-2)	ALABAMA STATE (11/27/17)
REBOUNDS	44	at Xavier (12/02/17)
	39	vs Buffalo (11/20/17)
ASSISTS	19	SAVANNAH STATE (11/10/17)
	18	TULSA (02/25/18)
STEALS	11	SAVANNAH STATE (11/10/17)
	10	at Temple (01/04/18)
BLOCKED SHOTS	6	ECU (01/20/18)
	6	vs Florida (12/09/17)
	6	at Xavier (12/02/17)
TURNOVERS	22	UA-PINE BLUFF (12/19/17)
	22	WESTERN CAROLINA (11/13/17)
FOULS	30	vs Buffalo (11/20/17)
	24	at Houston (2/15/18)
	24	HOUSTON (01/31/18)
	24	COPPIN STATE (11/16/17)
	24	SAVANNAH STATE (11/10/17)



2017-18 Cincinnati Basketball
Cincinnati High/Low Analysis (as of Mar 20, 2018)
All games



Cincinnati - GAME LOWS

POINTS	49	at UCF (1/16/18)
	55	at Temple (01/04/18)
	56	vs Houston (3-11-18)
	60	vs Florida (12/09/17)
	61	vs SMU (03/09/18)
FIELD GOALS MADE	17	at Houston (2/15/18)
	19	at UCF (1/16/18)
	19	at UCONN (2/3/18)
FIELD GOAL ATTEMPTS	43	at USF (1/13/18)
	44	at Houston (2/15/18)
FIELD GOAL PERCENTAGE	.352 (19-54)	at UCF (1/16/18)
	.380 (19-50)	at UCONN (2/3/18)
3 PT FIELD GOALS MADE	2	vs SMU (03/09/18)
	3	at Temple (01/04/18)
3 PT FG ATTEMPTS	10	vs Buffalo (11/20/17)
	13	at Tulane (03/01/18)
3 PT FG PERCENTAGE	.143 (2-14)	vs SMU (03/09/18)
	.214 (3-14)	at Temple (01/04/18)
FREE THROWS MADE	5	TULSA (02/25/18)
	6	at UCF (1/16/18)
FREE THROW ATTEMPTS	8	TULSA (02/25/18)
	10	at UCF (1/16/18)
FREE THROW PERCENTAGE	.500 (12-24)	SAVANNAH STATE (11/10/17)
	.526 (10-19)	at Memphis (1/27/18)
REBOUNDS	27	at Xavier (12/02/17)
	27	at Houston (2/15/18)
	27	WICHITA STATE (02/18/18)
ASSISTS	4	vs Florida (12/09/17)
	7	at Houston (2/15/18)
	7	at Wichita State (03/04/18)
STEALS	1	vs Nevada (03/18/18)
	2	vs SMU (03/09/18)
BLOCKED SHOTS	3	vs Buffalo (11/20/17)
	3	UA-PINE BLUFF (12/19/17)
	3	SMU (01/07/18)
	3	TEMPLE (01/24/18)
	3	at Houston (2/15/18)
	3	vs Georgia State (03/16/18)
	3	vs Nevada (03/18/18)
TURNOVERS	3	vs Memphis (3-10-18)
	5	at Wichita State (03/04/18)
FOULS	10	COPPIN STATE (11/16/17)
	10	vs SMU (03/09/18)
	10	vs Georgia State (03/16/18)



2017-18 Cincinnati Basketball
Cincinnati High/Low Analysis (as of Mar 20, 2018)
All games



Opponent - GAME LOWS

POINTS	38		at UCF (1/16/18)
	40		UCF (02/06/18)
	42		TEMPLE (01/24/18)
	48		vs Richmond (11/21/17)
	48		MEMPHIS (12/31/17)
	48		at Memphis (1/27/18)
FIELD GOALS MADE	13		UCF (02/06/18)
	14		at Memphis (1/27/18)
FIELD GOAL ATTEMPTS	42		vs Richmond (11/21/17)
	45		at USF (1/13/18)
	45		at Memphis (1/27/18)
FIELD GOAL PERCENTAGE	.283	(13-46)	UCF (02/06/18)
	.286	(16-56)	TEMPLE (01/24/18)
3 PT FIELD GOALS MADE	0		UCF (02/06/18)
	3		TEMPLE (01/24/18)
	3		at Memphis (1/27/18)
	3		at Tulane (03/01/18)
3 PT FG ATTEMPTS	12		ALABAMA STATE (11/27/17)
	13		at USF (1/13/18)
3 PT FG PERCENTAGE	.000	(0-14)	UCF (02/06/18)
	.130	(3-23)	TEMPLE (01/24/18)
FREE THROWS MADE	2		ALABAMA STATE (11/27/17)
	2		vs SMU (03/09/18)
FREE THROW ATTEMPTS	2		ALABAMA STATE (11/27/17)
	2		vs SMU (03/09/18)
FREE THROW PERCENTAGE	.300	(3-10)	at UCF (1/16/18)
	.364	(4-11)	HOUSTON (01/31/18)
REBOUNDS	18		CLEVELAND STATE (12/21/17)
	22		vs Richmond (11/21/17)
	22		at USF (1/13/18)
ASSISTS	3		vs Georgia State (03/16/18)
	4		at Memphis (1/27/18)
STEALS	1		ALABAMA STATE (11/27/17)
	2		at UCLA (12/16/17)
	2		MEMPHIS (12/31/17)
	2		UCF (02/06/18)
	2		TULSA (02/25/18)
	2		at Wichita State (03/04/18)
BLOCKED SHOTS	0		UCONN (02/22/18)
	0		vs Nevada (03/18/18)
TURNOVERS	2		vs Nevada (03/18/18)
	8		HOUSTON (01/31/18)
FOULS	10		at Wichita State (03/04/18)
	11		at UCF (1/16/18)
	11		TULSA (02/25/18)



2017-18 Cincinnati Basketball
 Cincinnati Player High/Low Analysis (as of Mar 20, 2018)
All games



Cincinnati - INDIVIDUAL GAME HIGHS

Points	27		CUMBERLAND, Jarron vs Georgia State (03/16/18)
	24		EVANS, Jacob vs Mississippi St. (12/12/17)
	24		CLARK, Gary vs Buffalo (11/20/17)
	23		EVANS, Jacob at Xavier (12/02/17)
	20		CLARK, Gary vs Houston (3-11-18)
	20		CUMBERLAND, Jarron vs Western Carolina (11/13/17)
Field Goals Made	9		CLARK, Gary vs Cleveland State (12/21/17)
	9		EVANS, Jacob at Xavier (12/02/17)
Field Goal Att.	19		EVANS, Jacob vs Nevada (03/18/18)
	17		CUMBERLAND, Jarron vs Nevada (03/18/18)
	17		CUMBERLAND, Jarron vs Georgia State (03/16/18)
	17		WASHINGTON, Kyle vs Georgia State (03/16/18)
	17		EVANS, Jacob vs Houston (3-11-18)
	17		CUMBERLAND, Jarron vs Wichita State (02/18/18)
FG Pct (min 5 made)	.857	(6-7)	BROOME, Cane at Tulane (03/01/18)
	.857	(6-7)	CLARK, Gary vs UCONN (02/22/18)
	.857	(6-7)	CLARK, Gary vs Temple (01/24/18)
	.857	(6-7)	WASHINGTON, Kyle vs Cleveland State (12/21/17)
3-Point FG Made	5		BROOME, Cane vs Savannah State (11/10/17)
	4		CUMBERLAND, Jarron vs Georgia State (03/16/18)
	4		CUMBERLAND, Jarron vs Memphis (3-10-18)
	4		EVANS, Jacob vs Tulsa (02/25/18)
	4		CUMBERLAND, Jarron vs Tulsa (02/25/18)
	4		MOORE, Trevor vs UCONN (02/22/18)
	4		CUMBERLAND, Jarron at USF (1/13/18)
	4		EVANS, Jacob at UCLA (12/16/17)
	4		EVANS, Jacob vs Mississippi St. (12/12/17)
	4		CUMBERLAND, Jarron vs Coppin State (11/16/17)
	4		JENIFER, Justin vs Coppin State (11/16/17)
	4		CUMBERLAND, Jarron vs Western Carolina (11/13/17)
	4		EVANS, Jacob vs Savannah State (11/10/17)
3-Point FG Att.	11		CUMBERLAND, Jarron vs Georgia State (03/16/18)
	11		EVANS, Jacob vs Savannah State (11/10/17)
3-Pt FG Pct (min 2 made)	1.000	(3-3)	CLARK, Gary vs UCONN (02/22/18)
	1.000	(2-2)	JENIFER, Justin vs Tulsa (02/25/18)
	1.000	(2-2)	CLARK, Gary vs Tulsa (02/25/18)
	1.000	(2-2)	CLARK, Gary vs Temple (01/24/18)
	1.000	(2-2)	JENIFER, Justin vs Wyoming (11/22/17)
Free Throws Made	11		CLARK, Gary vs Buffalo (11/20/17)
	9		EVANS, Jacob at Houston (2/15/18)
	9		EVANS, Jacob at UCONN (2/3/18)
Free Throw Att.	13		CLARK, Gary at Memphis (1/27/18)
	13		CLARK, Gary vs Buffalo (11/20/17)
FT Pct (min 3 made)	1.000	(8-8)	WASHINGTON, Kyle at USF (1/13/18)
	1.000	(8-8)	CLARK, Gary vs Alabama State (11/27/17)
	1.000	(6-6)	CLARK, Gary at Wichita State (03/04/18)
	1.000	(6-6)	CLARK, Gary vs UA-Pine Bluff (12/19/17)
	1.000	(6-6)	EVANS, Jacob vs Mississippi St. (12/12/17)
	1.000	(6-6)	WASHINGTON, Kyle vs Buffalo (11/20/17)
	1.000	(6-6)	EVANS, Jacob vs Coppin State (11/16/17)
	1.000	(5-5)	WASHINGTON, Kyle vs Memphis (3-10-18)
	1.000	(5-5)	WASHINGTON, Kyle vs Western Carolina (11/13/17)
	1.000	(4-4)	CUMBERLAND, Jarron vs Nevada (03/18/18)

	1.000	(4-4)	CUMBERLAND, Jarron at Tulane (03/01/18)
	1.000	(4-4)	SCOTT, Tre at Tulane (03/01/18)
	1.000	(4-4)	BROOME, Cane vs UCONN (02/22/18)
	1.000	(4-4)	CLARK, Gary vs Wichita State (02/18/18)
	1.000	(4-4)	EVANS, Jacob at SMU (02/11/18)
	1.000	(4-4)	EVANS, Jacob vs Houston (01/31/18)
	1.000	(4-4)	WILLIAMS, Keith vs Temple (01/24/18)
	1.000	(4-4)	JENIFER, Justin at USF (1/13/18)
	1.000	(4-4)	EVANS, Jacob at USF (1/13/18)
	1.000	(4-4)	CLARK, Gary at USF (1/13/18)
	1.000	(4-4)	CUMBERLAND, Jarron vs SMU (01/07/18)
	1.000	(4-4)	CUMBERLAND, Jarron vs Cleveland State (12/21/17)
	1.000	(4-4)	BROOME, Cane at UCLA (12/16/17)
	1.000	(4-4)	CLARK, Gary vs Mississippi St. (12/12/17)
	1.000	(4-4)	JENIFER, Justin vs Coppin State (11/16/17)
	1.000	(4-4)	CLARK, Gary vs Western Carolina (11/13/17)
	1.000	(4-4)	CUMBERLAND, Jarron vs Western Carolina (11/13/17)
	1.000	(3-3)	BROOME, Cane vs Nevada (03/18/18)
	1.000	(3-3)	CLARK, Gary vs UCF (02/06/18)
	1.000	(3-3)	WASHINGTON, Kyle vs ECU (01/20/18)
Rebounds	15		CLARK, Gary at UCF (1/16/18)
	14		CLARK, Gary vs ECU (01/20/18)
	14		CLARK, Gary vs Buffalo (11/20/17)
Assists	8		CUMBERLAND, Jarron vs SMU (03/09/18)
	8		CUMBERLAND, Jarron vs Tulsa (02/25/18)
Steals	5		EVANS, Jacob vs Temple (01/24/18)
	4		WASHINGTON, Kyle at UCLA (12/16/17)
Blocked Shots	5		CLARK, Gary vs Mississippi St. (12/12/17)
	4		NSOSEME, Eliel at Xavier (12/02/17)
	4		EVANS, Jacob vs Alabama State (11/27/17)
Turnovers	7		CUMBERLAND, Jarron vs Buffalo (11/20/17)
	6		BROOME, Cane vs Savannah State (11/10/17)
Fouls	5		CUMBERLAND, Jarron vs Nevada (03/18/18)
	5		EVANS, Jacob at Memphis (1/27/18)



2017-18 Cincinnati Basketball
Cincinnati Opponent High/Low Analysis (as of Mar 20, 2018)
All games



OPPONENT INDIVIDUAL GAME HIGHS

Points	29	MASSINBURG, CJ vs Buffalo (11/20/17)
	28	BLUIETT, Trevon at Xavier (12/02/17)
	25	MARTIN, Cody vs Nevada (03/18/18)
	24	Simonds, D'Marcus vs Georgia State (03/16/18)
	22	BANKS, Payton at USF (1/13/18)
Field Goals Made	10	MARTIN, Cody vs Nevada (03/18/18)
	10	Simonds, D'Marcus vs Georgia State (03/16/18)
Field Goal Att.	22	GRAY, Rob vs Houston (3-11-18)
	21	MASSINBURG, CJ vs Buffalo (11/20/17)
FG Pct (min 5 made)	.833 (5-6)	Johnson, Branden vs Alabama State (11/27/17)
	.750 (6-8)	HALL, Josh vs Nevada (03/18/18)
	.750 (6-8)	Hudson, Jalen vs Florida (12/09/17)
	.750 (6-8)	KANTER, Kerem at Xavier (12/02/17)
3-Point FG Made	5	DAVIS Jr., Corey vs Houston (3-11-18)
	5	DAVIS Jr., Corey vs Houston (01/31/18)
	5	BLUIETT, Trevon at Xavier (12/02/17)
3-Point FG Att.	10	DAVIS Jr., Corey vs Houston (3-11-18)
	10	ETOU, Junior vs Tulsa (02/25/18)
	10	McMURRAY, Jahmal at SMU (02/11/18)
	10	BLUIETT, Trevon at Xavier (12/02/17)
	10	HARRIS, Jeremy vs Buffalo (11/20/17)
3-Pt FG Pct (min 2 made)	1.000 (3-3)	Aric Holman vs Mississippi St. (12/12/17)
	1.000 (2-2)	WORD, Bobby vs Cleveland State (12/21/17)
	1.000 (2-2)	KANTER, Kerem at Xavier (12/02/17)
	1.000 (2-2)	KIRBY, Joe vs Richmond (11/21/17)
Free Throws Made	9	MARTIN, Jeremiah at Memphis (1/27/18)
	9	BLUIETT, Trevon at Xavier (12/02/17)
Free Throw Att.	13	MARTIN, Jeremiah at Memphis (1/27/18)
	11	BLUIETT, Trevon at Xavier (12/02/17)
FT Pct (min 3 made)	1.000 (6-6)	DAVENPORT, Kyvon vs Memphis (3-10-18)
	1.000 (6-6)	GRAY, Rob at Houston (2/15/18)
	1.000 (5-5)	FRAZIER, Melvin at Tulane (03/01/18)
	1.000 (4-4)	MARTIN, Cody vs Nevada (03/18/18)
	1.000 (4-4)	ROBINSON, Jr., Galen vs Houston (3-11-18)
	1.000 (4-4)	DEJESUS, Ceasar vs UCF (02/06/18)
	1.000 (4-4)	ADAMS, Jalen at UCONN (2/3/18)
	1.000 (4-4)	Koulechov, Egor vs Florida (12/09/17)
	1.000 (4-4)	GILYARD, Jacob vs Richmond (11/21/17)
	1.000 (4-4)	DAVIS, Karonn vs Coppin State (11/16/17)
	1.000 (4-4)	MORGAN, Lamar vs Coppin State (11/16/17)
	1.000 (3-3)	JOHNSON, Jamal vs Memphis (3-10-18)
	1.000 (3-3)	TYSON, B.J. vs ECU (01/20/18)
	1.000 (3-3)	MOORE II, Alani at Temple (01/04/18)
	1.000 (3-3)	CABEZA, Jahir vs Savannah State (11/10/17)
Rebounds	13	AGAU, Akoy at SMU (02/11/18)
	11	DAVENPORT, Kyvon vs Memphis (3-10-18)
	11	BROWN, Josh at Temple (01/04/18)
Assists	8	GOODIN, Quentin at Xavier (12/02/17)
	7	MARTIN, Cody vs Nevada (03/18/18)
Steals	5	ROBINSON, Jr., Galen vs Houston (3-11-18)
	4	Abdul Ado vs Mississippi St. (12/12/17)
Blocked Shots	3	KELLY, Rashard at Wichita State (03/04/18)
	3	JEFFRIES, DaQuan vs Tulsa (02/25/18)

	3	BARKLEY, Kentrell vs ECU (01/20/18)
	3	Abdul Ado vs Mississippi St. (12/12/17)
Turnovers	7	McMURRAY, Jahmal vs SMU (01/07/18)
	7	BUCKINGHAM, De'Monte vs Richmond (11/21/17)
Fouls	5	DAVIS Jr., Corey at Houston (2/15/18)
	5	ZANNA, Nura at Houston (2/15/18)
	5	WHITE Jr., Fabian vs Houston (01/31/18)
	5	BRADY, Breaon vs Houston (01/31/18)
	5	CHARGOIS, Ethan vs SMU (01/07/18)
	5	AFLAKPUI, Ernest at Temple (01/04/18)
	5	CARUTHERS, Dontay vs Buffalo (11/20/17)
	5	PERKINS, Nick vs Buffalo (11/20/17)
	5	TRAORE,Adam vs Coppin State (11/16/17)
	5	COUNCIL,Cedric vs Coppin State (11/16/17)