



BASKETBALL

2020-21 SCHEDULE/RESULTS

DAY/DATE	OPPONENT	TV	TIME/RESULT
Wed./Dec. 2	Lipscomb	ESPN+	W, 67-55
Sun./Dec. 6	Xavier	ESPN	L, 69-77
Wed./Dec. 9	Furman	ESPN+	W, 78-73
Sat./Dec. 12	at No. 12 Tennessee	SEC Network Alternate	L, 56-65
Wed./Dec. 16	USF •	ESPN2	L, 71-74
Sat./Dec. 19	at Georgia	SEC Network	L, 68-83
Tues./Dec. 22	at UCF •	ESPN+	L, 70-75
Sat./Jan. 2	Tulsa •	ESPN+	3 p.m.
Thurs./Jan. 7	at SMU •	ESPNU	7 p.m.
Sun./Jan. 10	at Wichita State •	ESPN2	4 p.m.
Wed./Jan. 13	East Carolina •	ESPN+	5 p.m.
Sat./Jan. 16	Tulane •	ESPNU	6 p.m.
Wed./Jan. 20	at Temple •	ESPN2	9 p.m.
Sat./Jan. 23	at Houston •	CBS	Noon
Wed./Jan. 27	Wichita State •	ESPN+	6 p.m.
Sat./Jan. 30	at USF •	ESPNU	6 p.m.
Thurs./Feb. 4	Temple •	ESPN/ESPN2	7 p.m.
Sun./Feb. 7	at Tulane •	ESPN+	6 p.m.
Thurs./Feb. 11	at Memphis •	TBA	TBA
Sun./Feb. 14	UCF •	ESPNU	1 p.m.
Sun./Feb. 21	Houston •	ESPN	1 p.m.
Wed./Feb. 24	at Tulsa •	ESPNU	9 p.m.
Sun./Feb. 28	Memphis •	ESPN	1 p.m.
Thurs./Mar. 4	SMU •	ESPN2/ESPNU	7 p.m.
Sun./Mar. 7	at East Carolina •	ESPN+	1 p.m.
AMERICAN CHAMPIONSHIP (Fort Worth, Texas)			
Thurs.-Sun.	TBA	TBA	TBA
Mar. 11-14			

Notes: All times listed are Eastern and subject to change. Home games are in boldface. (•) - Denotes American Athletic Conference game.

UC HEADLINES

- » Senior guard **Keith Williams** was named to the AAC Weekly Honor Roll Monday after registering his first career double-double with a team-high 19 points and game-best 10 rebounds against UCF (12/22).
- » Junior transfer **David DeJulius** ranks first on the team in assists (4.3), second in points (9.0) and third in rebounds (4.4). Entering play Wednesday, DeJulius ranked among AAC leaders in assist-to-turnover ratio (2.5-to-1) and assists (T4th at 4.3).
- » The Bearcats' first league win this season will mark Cincinnati's 100th victory in the American Athletic Conference. UC has won more AAC games than any other league member since the conference formed prior to the 2013-14 campaign.
- » Williams earned preseason First Team All-AAC honors while senior center **Chris Vogt** was tabbed a Second Team All-AAC selection according to league coaches.
- » **John Brannen** is one of six active coaches in the nation to have won a conference regular-season championship in each of the past three seasons (Northern Kentucky [2018, 2019], Cincinnati [2020]).
- » In November, CBS Sports named Cincinnati the 10th greatest college basketball program since the advent of the NCAA Tournament in 1939.

A TOP 10 COLLEGE BASKETBALL PROGRAM*

* No. 10 - CBS SPORTS (Nov./2020) & No. 10 - ASSOCIATED PRESS (Mar./2017)

2 NATIONAL TITLES // 6 FINAL FOURS // 8 ELITE EIGHTS // 10 SWEET SIXTEENS
33 NCAA TOURNAMENTS // 41 CONFERENCE CHAMPIONSHIPS

TULSA (5-3, 2-1 AAC) AT CINCINNATI (2-5, 0-2 AAC)

SATURDAY, JAN. 2 // 3 P.M. ET // FIFTH THIRD ARENA // CINCINNATI, OHIO

GAME AT A GLANCE

SERIES INFO: 42nd meeting; Cincinnati leads 29-12 overall; Cincinnati leads 18-2 in Cincinnati and 10-8 in Tulsa; Tulsa leads 2-1 at neutral sites

LAST MEETING: Cincinnati won 75-44 on Jan. 8, 2020 at Fifth Third Arena

STREAK: Cincinnati - 7

COACHES: John Brannen - second season at Cincinnati (22-15); sixth season overall (104-67)

Frank Haith - seventh season at Tulsa (121-79); 17th season overall (326-208)

AP/USA TODAY RANKINGS (DEC. 28): Cincinnati (--/--); Tulsa (--/--)

RADIO: 700 WLW; Dan Hoard provides play-by-play with color analyst Terry Nelson

TV: ESPN+; Matt Noonan provides play-by-play with color analyst Kevin Johnson

JOIN THE CONVERSATION (TWITTER, FACEBOOK & INSTAGRAM): @GoBearcatsMBB or GoBearcatsMBB

CINCINNATI ROSTER

NO.	NAME	POS.	HT.	WT.	CL.-EXP.	HOMETOWN	GP-GS	PPG	RPG	APG	MIN
0	David DeJulius	G	6-0	195	Jr.-Tr.	Detroit, Mich.	7-7	9.0	4.4	4.3	29.5
23	Mika Adams-Woods	G	6-3	185	So.-1L	Syracuse, N.Y.	7-7	8.3	1.6	1.6	28.6
2	Keith Williams	G	6-5	215	Sr.-3L	Brooklyn, N.Y.	7-7	15.1	4.3	1.4	25.4
13	Tari Eason	F	6-8	215	Fr.-HS	Seattle, Wash.	7-4	6.9	5.6	1.6	18.9
33	Chris Vogt	C	7-1	260	Sr.-1L	Mayfield, Ky.	7-7	6.4	4.1	2.0	23.1
OFF THE BENCH											
24	Jeremiah Davenport	G	6-7	205	So.-1L	Cincinnati, Ohio	7-0	8.7	2.9	1.1	20.9
1	Zach Harvey	G	6-5	195	So.-1L	Overland Park, Kan.	7-0	4.1	0.9	0.7	14.8
3	Mike Saunders Jr.	G	6-0	190	Fr.-HS	Indianapolis, Ind.	7-0	2.3	1.3	1.4	12.1
20	Mamoudou Diarra	F	6-9	225	R.-Jr.-2L	Bamako, Mali	3-0	2.0	1.7	1.0	7.9
30	Viktor Lakhin	F	6-11	228	Fr.-HS	Anapa, Russia	--	9.8@	7.0@	--	--
45	Mason Madsen	G	6-4	190	Fr.-HS	Rochester, Minn.	--	19.7@	5.5@	5.0@	--
31	Sam Martin #	G	5-10	170	Sr.-3L	Cincinnati, Ohio	--	--	--	--	--
43	Rob Banks #	F	6-5	210	So.-1L	Bracknell, England	--	--	--	--	--
44	Adam Cook #	F	6-6	180	Sr.-1L	Marysville, Ohio	--	--	--	--	--
55	Gabe Madsen !	G	6-5	195	Fr.-HS	Rochester, Minn.	2-0	1.5	1.0	0.5*	6.2
25	Rapolas Ivanauskas !	F	6-10	235	Gr.-Tr.	Barrington, Ill.	7-3	6.3	5.0	0.7*	21.4

^ - Blocks; * - Steals; @ - Statistics are from last season played; # - Walk on; ! - Opted out of 2020-21 season

Starters listed are those from previous game

2020-21 CINCINNATI NUMERICAL ROSTER

NO.	NAME	POS.	HT.	WT.	CLASS-EXP.	HOMETOWN/HIGH SCHOOL/LAST SCHOOL
0	David DeJulius	G	6-0	195	Jr.-Tr.	Detroit, Mich./East English Village Prep Academy/Michigan
1	Zach Harvey	G	6-5	195	So.-1L	Overland Park, Kan./Hayden HS/Prolific Prep Academy (Calif.)
2	Keith Williams	G	6-5	215	Sr.-3L	Brooklyn, N.Y./Bishop Loughlin Memorial
3	Mike Saunders Jr.	G	6-0	190	Fr.-HS	Indianapolis, Ind./Wasatch Academy (Utah)
13	Tari Eason	F	6-8	215	Fr.-HS	Seattle, Wash./Garfield HS
20	Mamoudou Diarra	F	6-9	225	R-Jr.-2L	Bamako, Mali/22 Feet Academy (S.C.)
23	Mika Adams-Woods	G	6-3	185	So.-1L	Syracuse, N.Y./Bishop Ludden HS/New Hampton School (N.H.)
24	Jeremiah Davenport	G	6-7	205	So.-1L	Cincinnati, Ohio/Moeller HS/Hargrave Military Academy
25	Rapolas Ivanauskas	F	6-10	235	Gr.-Tr.	Barrington, Ill./Brewster Academy (N.H.)/Northwestern/Colgate
30	Viktor Lakhin	F	6-11	228	Fr.-HS	Anapa, Russia/CSKA-2
31	Sam Martin #	G	5-10	170	Sr.-3L	Cincinnati, Ohio/Summit Country Day
33	Chris Vogt	C	7-1	260	Sr.-1L	Mayfield, Ky./Graves County HS/Northern Kentucky
43	Rob Banks #	F	6-5	210	So.-1L	Bracknell, England/Gould Academy
44	Adam Cook #	F	6-6	180	Sr.-1L	Marysville, Ohio/Marysville HS
45	Mason Madsen	G	6-4	190	Fr.-HS	Rochester, Minn./Mayo Senior HS
55	Gabe Madsen	G	6-5	195	Fr.-HS	Rochester, Minn./Mayo Senior HS

2020-21 CINCINNATI ALPHABETICAL ROSTER

NO.	NAME	POS.	HT.	WT.	CLASS-EXP.	HOMETOWN/HIGH SCHOOL/LAST SCHOOL
3	Mika Adams-Woods	G	6-3	185	Fr.-HS	Syracuse, N.Y./Bishop Ludden HS/New Hampton School (N.H.)
23	Mika Adams-Woods	G	6-3	185	So.-1L	Syracuse, N.Y./Bishop Ludden HS/New Hampton School (N.H.)
43	Rob Banks #	F	6-5	210	So.-1L	Bracknell, England/Gould Academy
44	Adam Cook #	F	6-6	180	Sr.-1L	Marysville, Ohio/Marysville HS
24	Jeremiah Davenport	G	6-7	205	So.-1L	Cincinnati, Ohio/Moeller HS/Hargrave Military Academy
0	David DeJulius	G	6-0	195	Jr.-Tr.	Detroit, Mich./East English Village Prep Academy/Michigan
20	Mamoudou Diarra	F	6-9	225	R-Jr.-2L	Bamako, Mali/22 Feet Academy (S.C.)
13	Tari Eason	F	6-8	215	Fr.-HS	Seattle, Wash./Garfield HS
1	Zach Harvey	G	6-5	195	So.-1L	Overland Park, Kan./Hayden HS/Prolific Prep Academy (Calif.)
25	Rapolas Ivanauskas	F	6-10	235	Gr.-Tr.	Barrington, Ill./Brewster Academy (N.H.)/Northwestern/Colgate
30	Viktor Lakhin	F	6-11	228	Fr.-HS	Anapa, Russia/CSKA-2
55	Gabe Madsen	G	6-5	195	Fr.-HS	Rochester, Minn./Mayo Senior HS
45	Mason Madsen	G	6-4	190	Fr.-HS	Rochester, Minn./Mayo Senior HS
31	Sam Martin #	G	5-10	170	Sr.-3L	Cincinnati, Ohio/Summit Country Day
3	Mike Saunders Jr.	G	6-0	190	Fr.-HS	Indianapolis, Ind./Wasatch Academy (Utah)
33	Chris Vogt	C	7-1	260	Sr.-1L	Mayfield, Ky./Graves County HS/Northern Kentucky
2	Keith Williams	G	6-5	215	Sr.-3L	Brooklyn, N.Y./Bishop Loughlin Memorial

- Walk-on

COACHING & SUPPORT STAFF

Head Coach: John Brannen (Second season at UC; Sixth season overall)
 Assistant Coaches: Jayson Gee, Sean Dwyer, Tim Morris
 Assistant to the Head Coach/Recruiting Coordinator: Jake Luhn
 Director of Basketball Operations: Craig Heatherly
 Director of Player Personnel: Rodney Crawford

Video Coordinator: George Neilson
 Graduate Assistants: Mike Bueter, Blaine Calhoun
 Athletic Trainer: Phil Montano
 Director of Sports Performance: Tyler Stuart

CINCINNATI QUICK FACTS

GENERAL INFORMATION

Location	Cincinnati, OH 45221
Founded	1819
Enrollment	46,798
Nickname	Bearcats
Colors	Red (PMS: 186) and Black
Arena (Capacity)	Fifth Third Arena (12,012)
Affiliation	NCAA Division I
Conference	American Athletic Conference
President	Neville Pinto
Director of Athletics	John Cunningham
Faculty Representative	Brian Hatch
Department of Athletics Phone	(513) 556-4603
Athletics Ticket Office Phone	(877) CATS-TIX

ATHLETIC COMMUNICATIONS

Asst. AD/Primary Basketball Contact	Andre Foushee
Office/Cell Phone	(513) 556-5182/(859) 797-7871
Email Address	Andre.Foushee@uc.edu
Associate AD/Athletics Communications	Ryan Koslen
Office/Cell Phone	(513) 556-5186/513-497-3132
Email	Ryan.Koslen@uc.edu

BASKETBALL STAFF

Head Coach	John Brannen (Marshall, 1997)
Basketball Office Phone	(513) 556-5847
Assistant Coach	Jayson Gee (Charleston [W.Va.], 1988)
Assistant Coach	Sean Dwyer (Michigan State, 2009)
Assistant Coach	Tim Morris (Stanford, 2008)
Asst. to the Head Coach/Recruiting Coord.	Jake Luhn (UMass Boston, 2002)
Director of Operations	Craig Heatherly (UMass-Lowell, 2010)
Director of Player Personnel	Rodney Crawford (Cincinnati, 2002)
Video Coordinator	George Neilson (Alabama, 2011)
Athletic Trainer	Phil Montano (Ohio, 2014)
Director of Sports Performance	Tyler Stuart (Anderson, 2007)
Graduate Assistants	Mike Bueter (Northern Kentucky, 2018) Blaine Calhoun (Cincinnati, 2020)



PRONUNCIATION

MIKA Adams-Woods	MY-ka
MAMOUDOU DIARRA	MAMA-doo DEE-are-uh
TARI Eason	TAH-ree
RAPOLAS IVANAUSKAS	RAP-oh-liss eye-ven-OW-skiss
Viktor LAKHIN	LOCK-in
Chris VOGT	Vote
Jayson GEE	Like the letter "G"

ROSTER INFORMATION

By State/Country

England	(1) Rob Banks
Indiana	(1) Mike Saunders Jr.
Illinois	(1) Rapolas Ivanauskas
Kansas	(1) Zach Harvey
Kentucky	(1) Chris Vogt
Mali	(1) Mamoudou Diarra
Michigan	(1) David DeJulius
Minnesota	(2) Gabe Madsen, Mason Madsen
New York	(2) Mika Adams-Woods, Keith Williams
Ohio	(3) Adam Cook, Jeremiah Davenport, Sam Martin
Russia	(1) Viktor Lakhin
Washington	(1) Tari Eason

By Class

Freshmen	(5) Tari Eason, Viktor Lakhin, Gabe Madsen, Mason Madsen, Mike Saunders Jr.
Sophomore	(4) Mika Adams-Woods, Rob Banks, Jeremiah Davenport, Zach Harvey
Juniors	(2) David DeJulius, Mamoudou Diarra (Redshirt)
Seniors	(5) Adam Cook, Sam Martin, Chris Vogt, Keith Williams, Rapolas Ivanauskas (Graduate Transfer)

By Height

7-1	(1) Chris Vogt
6-10	(2) Rapolas Ivanauskas, Viktor Lakhin
6-9	(1) Mamoudou Diarra
6-8	(1) Tari Eason
6-7	(1) Jeremiah Davenport
6-6	(1) Adam Cook
6-5	(4) Rob Banks, Zach Harvey, Gabe Madsen, Keith Williams
6-4	(1) Mason Madsen
6-3	(2) Mika Adams-Woods, Mason Madsen
6-0	(2) David DeJulius, Mike Saunders Jr.
5-10	(1) Sam Martin

HISTORY

First year of basketball/All-time record	1901-02/1,838-1,030 (.641)
NCAA appearances/last	33/2019
All-time record	46-32 (.590)
National Championships	2/1961, 1962
Final Four appearances/last	6/1992
Elite Eight appearances/last	8/1996
Sweet 16 appearances/last	10/2012
Conference Regular-Season Championships/last	29/2020
Conference Tournament Championships/last	12/2019
Postseason NIT appearances/last	10/2010
All-time record	8-10 (.444)

TEAM INFORMATION

2019-20 Record	20-10
American Athletic Conference Record (Finish)	13-5 (T-1st)
Starters returning/lost	3/2
Letterwinners returning/lost	9/5
Newcomers	7
Percentage of points returning	46.9 percent (1,023 of 2,182)
Percentage of rebounds returning	47.1 percent (494 of 1,048)
Percentage of assists returning	33.6 percent (147 of 437)

GAME PREVIEW

- » Cincinnati (2-5, 0-2 AAC) ushers in 2021 by playing host to Tulsa (4-3, 2-1) on Saturday, Jan. 2. Tipoff is 3 p.m. ET on ESPN+.
- » The Bearcats are looking for their first league win of the 2020-21 campaign, after dropping a 75-70 result at UCF on Dec. 22. Keith Williams registered his first career double-double with 19 points and 10 rebounds. Zach Harvey added a career-high 15 points.
- » Tulsa upset No. 5 Houston, 65-64, on Tuesday in Tulsa. Brandon Rachal scored a game-best 20 points, including two free throws with 0.1 seconds left, to lead the Golden Hurricane.
- » UC owns a 29-12 advantage in its series with Tulsa, having won the last seven meetings.
- » **UP NEXT:** UC plays at currently unbeaten SMU (6-0, 2-0) on Thursday, Jan. 7. Tipoff is 7 p.m. ET on ESPNU.

SCOUTING TULSA

- » Tulsa enters Saturday's contest having won four consecutive games following a 65-64 home win over No. 5 Houston on Tuesday.
- » Preseason First Team All-AAC selection Brandon Rachal leads Tulsa, averaging 14.5 points and 7.0 rebounds. Entering play Wednesday, he ranked ninth and 10th in the AAC in points and rebounds, respectively.
- » Other Tulsa players among the league's statistical leaders through Wednesday included: Darien Jackson (1st in FG% at .722 and 4th in steals at 1.8); Rey Idowu (5th in FG% at .587) and Elijah Joiner (6th in assists at 4.1).
- » Tulsa tied Cincinnati and Houston for first place in the 2019-20 AAC regular-season standings at 13-5 while posting a 21-10 overall mark.
- » Seventh-year head coach Frank Haith (121) recently passed Nolan Richardson (119) for third place in most coaching victories at Tulsa.

TULSA SERIES HISTORY

- » Cincinnati owns a 29-12 lead in its series with Tulsa. UC leads 18-2 in Cincinnati and 10-8 in Tulsa. Tulsa leads 2-1 at neutral sites.
- » The Bearcats have won seven in a row and nine of 10 against Tulsa as fellow members of The American.
- » The Bearcats won the only meeting last season, a 75-44 victory on Jan. 8, 2020, at Fifth Third Arena. Both teams, along with Houston, went on to share the AAC regular-season title.
- » Tulsa's last win in the series came in Tulsa, 70-68, in overtime on Feb. 18, 2016.
- » Tulsa's last win in Cincinnati came via a 65-64 overtime result on Jan. 5, 1967 in the Armory Field House.
- » The series dates back to a 43-42 Cincinnati home win on Dec. 31, 1946.
- » The two programs met each year as members of the Missouri Valley Conference from 1957-58 to 1969-70.

LOOKING BACK AT LAST YEAR'S MEETING

- » **CINCINNATI 75, TULSA 44 - Jan. 8, 2020**
- » CINCINNATI (AP) - Jarron Cumberland scored a game-high 22 points and Cincinnati limited Tulsa to a season-low in scoring on the way to a 75-44 win.
- » Jaevin Cumberland, Jarron Cumberland's cousin, came off the bench to score 16 points -- all but three in the second half -- and the Bearcats pulled away. They led by as many as 36 in the second half.

- » Chris Vogt finished with 12 points and 11 rebounds for Cincinnati (9-6, 2-1), which bounced back from a loss at Tulane.
- » Trevon Scott added 10 points, six in the second half, including a thunderous dunk.
- » Martins Igbanu scored nine points to lead Tulsa (9-6, 1-1). Tulsa finished 0-for-17 from 3-point range.

CINCINNATI'S LAST GAME:

- » **UCF 75, CINCINNATI 70 - DEC. 22**
- » ORLANDO, Fla. - Keith Williams posted a double-double with 19 points and a game-high 10 rebounds and Zach Harvey poured in a career-high 15 points but a late rally fell short as Cincinnati (2-5, 0-2 American) fell at UCF, 75-70, Tuesday at Addition Financial Arena.
- » American Athletic Conference Player of the Week Brandon Mahan led UCF (3-1, 1-0) with 25 points on 8-of-13 shooting with five 3-pointers and 10 rebounds. Isaiah Adams scored 15 points. Darin Green Jr., added 12 points.
- » UC saw itself down 10 points at 70-60 with 3:43 remaining when things got interesting.
- » The Bearcats put together a 10-1 run thanks to five straight points from Williams on a layup, and three free throws. Mika Adams-Woods converted a layup and later his 3-pointer with 1:04 left pulled UC within 71-70.
- » A missed 3-pointer with the shot clock expiring by UCF's Darrius Perry was rebounded by Mahan, who raced to the basket for a layup to give the Knights a 73-70 lead with 21.5 seconds left.
- » On UC's next possession, David DeJulius drove to the rim but Mahan deflected the ball to his teammate Perry and UCF held on to win its league opener.
- » The Bearcats outrebounded the Knights 41-27 but turned the ball over 19 times, leading to 26 UCF points.
- » UCF made nine threes in the game and shot 54 percent from the field in the second half on 15-of-28 shooting.

BEARCATS IN THE AAC

- » Cincinnati has claimed three AAC regular-season crowns (2014, 2018, 2020) and two AAC Tournament titles (2018, 2019) while winning an AAC-best 99 conference games.
- » Last season, UC head coach Brannen became the first UC coach since Tay Baker (Missouri Valley Conference) in 1966 to guide the Bearcats to a regular-season league crown in his first season at the helm.

TIP-INS

- » **ROSTER UPDATE:** UC redshirt-junior forward Mamoudou Diarra has rejoined the team after his previous decision to opt out of 2020-21 three games into the season. Graduate transfer forward Rapolas Ivanauskas and freshman guard Gabe Madsen have chosen to opt out of the 2020-21 campaign.
- » **LOOKING FOR 100TH AAC WIN:** The Bearcats' first league win this season will mark Cincinnati's 100th victory in the American Athletic Conference. UC has won more AAC games than any other league member since the conference formed prior to the 2013-14 campaign.
- » The UC men's basketball program has been a member of nine leagues (not including three stints as an independent) during its 120-year history. The Bearcats have 100 or more conference wins in two other leagues: 128 in the Missouri Valley Conference (1957-58 through 1969-70) and 123 in Conference USA (1995-96 through 2004-05).

- » **WILLIAMS LEADS SCORING EFFORT:** Preseason AAC First Team honoree Keith Williams entered Wednesday seventh in the league in scoring, averaging 15.1 points.
- » Williams was named to the AAC Weekly Honor Roll on Monday following his performance against UCF (12/22). He posted his first career double-double with a team-high 19 points and game-best 10 rebounds against the Knights.
- » Foul trouble has limited his time on the court some this season as well. He has logged 23 or fewer minutes in four games.
- » Williams has led the Bearcats in scoring in four games this season. He scored a game-high 27 points on 10-of-17 shooting with five rebounds against Furman (12/9) and accounted for a team-high 18 points with six rebounds and three assists against city-rival Xavier (12/6).
- » He scored 12 consecutive points in the second half against USF (12/16) to get UC back into the game.
- » **STEADY PLAY AT THE POINT:** Junior transfer David DeJulius ranks first on the team in assists (4.3), second in points (9.0) and third in rebounds (4.4).
- » Entering play Wednesday, DeJulius ranked among AAC leaders in assist-to-turnover ratio (2.5-to-1) and assists (T4th at 4.3).
- » He was named to the AAC Weekly Honor Roll on Dec. 14 after posting 11 points and seven assists at then-No. 12 Tennessee.
- » He tallied 16 points on 6-of-11 shooting with five rebounds, six assists and zero turnovers against Xavier (12/6).
- » **EASON'S CONTRIBUTIONS GROWING:** Freshman Tari Eason continues to make an impact for the Bearcats whether it's as a starter or reserve.
- » Foul trouble limited Eason to 10 minutes of action at UCF (12/22), but prior to that contest, he was averaging 9.8 points and 5.5 rebounds while shooting 51.6 percent (16 of 31) from the field over the previous four games.
- » Entering play Wednesday, Eason ranked among AAC leaders in offensive rebounds (10th at 2.1), blocked shots (T10th at 1.0) and rebounds (18th at 5.6).
- » Eason has led the Bearcats in rebounding in four of seven games this season.
- » Eason posted the best game of his young career against USF (12/16), tallying 13 points, nine rebounds, three assists and two steals in 24 minutes.
- » **SHOOTING STRAIGHT:** Chris Vogt ranked second in the league shooting 65.6 percent (21 of 32) from the field entering Wednesday. He has shot 80 percent or better from the floor in four games this season. Vogt scored a season-high 13 points against USF (12/16).
- » Vogt helped the Bearcats rally late for the victory over Lipscomb (12/2). Trailing 49-43 with 7:50 left, UC closed the game on a 24-6 run thanks in part to Vogt's eight points, four rebounds and two blocks during the span.
- » **500TH GAME:** UC's Dec. 16 home game against USF marked Cincinnati's 500th game at Fifth Third Arena. The Bearcats have registered a 415-85 record (.830 win percentage) at the arena since its opening for the 1989-90 campaign. The 2020-21 campaign marks the third season since Cincinnati's Fifth Third Arena (capacity 12,012) reopened after a 20-month, privately funded \$87-million renovation prior to 2018-19.

- » **CAREER HIGH FOR ADAMS-WOODS:** Mika Adams-Woods posted a career-high 16 points against Lipscomb (12/2). It marked his eighth double-figure scoring effort as a Bearcat. He has started 24 of UC's last 25 games dating back to last season.
- » **DECEMBER GRADUATES:** Three former Bearcats earned their undergraduate degrees from the University of Cincinnati upon the conclusion of the 2020 Fall semester. Tarrice Gibson (1990-93) and AD Jackson (1991-93), who both were members of UC's 1992 NCAA Final Four team, and James White (2004-06), who played on two teams that made NCAA Tournament appearances, earned degrees.
- » **CLOSER LOOK AT NON-LEAGUE SCHEDULE:** The Bearcats wrapped up a challenging non-league slate with a 2-3 mark. Opponents included:
 - Lipscomb (W, 67-55): preseason ASUN favorite ... owns 5-5 record entering Friday
 - Xavier (L, 69-77): city-rival picked seventh in a preseason BIG EAST coaches poll ... owns 8-2 record entering Saturday.
 - Furman (W, 78-73): preseason SoCon favorite ... owns a 7-3 record entering Saturday.
 - at Tennessee (L, 56-65): Preseason SEC favorite ... currently ranked seventh in the AP poll ... owns a 6-0 record entering Wednesday.
 - at Georgia (L, 68-83): picked to finish 13th in SEC ... was 7-1 entering Wednesday, Jan. 6.
- » **AMONG GREATEST PROGRAMS EVER:** Matt Norlander of CBSSports.com ranked Cincinnati 10th in a ranking of the 68 greatest college basketball programs since the advent of the NCAA Tournament in 1939.
- » The Top 25 ranking, which was announced on Nov. 19, 2020, was based on wins and losses, NCAA Tournament success, conference dominance, NIT titles and the cultivation of NBA talent.
- » Entering this season, the Bearcats had compiled a 1542-765 record with 25 regular-season titles, 33 NCAA Tournament appearances, two national titles, six Final Four appearances, 434 weeks nationally ranked and 39 Top-60 NBA picks since 1938-39.
- » Cincinnati's ranking places the Bearcats ahead of 70 of 79 programs who are current members of the Atlantic Coast Conference, BIG EAST, BIG 12, Big Ten, PAC-12 and Southeastern Conference.
- » The Top 10 listing: 1. Kentucky; 2. North Carolina; 3. Duke; 4. UCLA; 5. Kansas; 6. Louisville; 7. Indiana; 8. UConn; 9. Villanova; 10. Cincinnati.

COACHES PICK BEARCATS FOURTH IN AAC; WILLIAMS AND VOGT HONORED

- » American Athletic Conference coaches predicted a fourth-place finish for Cincinnati in the preseason. The Bearcats were allotted 77 points. Houston was picked as the league favorite, garnering 99 points, followed by Memphis (90 points) and SMU (80 points). Houston received nine first-place votes while Memphis gathered the other two.
- » The predicted order of finish for the remaining AAC teams follows: USF (61 points), Tulsa (50), Wichita State (44), UCF (37), East Carolina (34), Temple (18) and Tulane (15).
- » Senior guard Keith Williams earned preseason First Team All-AAC honors while senior center Chris Vogt received Second Team All-AAC accolades.
- » Williams becomes the sixth Bearcat to earn AAC preseason first team all-conference honors since the league formed prior to 2013-14, joining Sean Kilpatrick (2014), Octavius Ellis (2016), Troy Caupain (2017), Gary Clark (2017) and Jarron Cumberland (2019, 2020).

BEARCAT POINTS OF PRIDE

- » Cincinnati is one of six schools in the nation to have appeared in the last nine NCAA Tournaments played entering the 2020-21 season, joining Duke, Gonzaga, Kansas, Michigan State and North Carolina.
- » UC's 33 NCAA Tournament appearances entering the 2019-20 postseason were tied for 12th most in the nation.
- » UC's 1,838 all-time wins rank 11th most in the nation.

CINCINNATI TRADITION - BY THE NUMBERS

- » 2 - National Titles (1961, 1962)
- » 6 - Final Fours (1959-63, 1992)
- » 8 - Elite Eights (Last: 1996)
- » 10 - Sweet Sixteen Appearances (Last: 2012)
- » 33 - NCAA Tournament Appearances (Last: 2019)
- » 23 - NCAA Tournament Appearances since 1992
- » 10 - NIT Appearances (Last: 2010)
- » 29 - Conference Titles (Last: 2020)
- » 12 - Conference Tournament Titles (Last: 2019)
- » 1,838 - All-Time Wins (11th most in nation)
- » 32 - All-Americans (Last: Jarron Cumberland [2019])
- » 84 - All-Conference Selections (Last: Jarron Cumberland, Trevon Scott [2020])
- » 57 - NBA Draft Picks (Last: Jacob Evans III [2018])
- » 53 - Members of the 1,000-Point Club
- » 434 - Weeks Ranked in AP Top 25
- » 212 - Weeks Ranked in AP Top 10
- » 45 - Weeks ranked No. 1
- » 2 - Members of Basketball Hall of Fame (Jack Twyman & Oscar Robertson)
- » 2 - Olympic Gold Medalists (Robertson [1960] & George Wilson [1964])

OVER THE LAST 10 SEASONS

- » Cincinnati is one of six schools in the nation to have appeared in the last nine NCAA Tournaments played entering the 2020-21 season, joining Duke, Gonzaga, Kansas, Michigan State and North Carolina.
- » **UC'S ACHIEVEMENTS THE LAST 10 SEASONS:**
- » 257-94 overall record (.732 win percentage)
- » 99 wins in AAC play (league best)
- » Won three AAC regular-season titles (2014, 2018, 2020) and three AAC tournament championships (2018, 2019, 2020).
- » 154-26 home record (.856 win percentage), including a 64-7 mark since the start of 2016-17.
- » Ranked in the AP Top 25 poll for 71 weeks.
- » 26 all-conference awards won by 11 different players.
- » Five former players signing with NBA teams (Troy Caupain, Gary Clark, Jacob Evans III Sean Kilpatrick and Trevon Scott).

LAST SEASON LOOKBACK

- » **TEAM ACCOMPLISHMENTS:** Cincinnati (20-10, 13-5 American) earned a share of the 2020 American Athletic Conference men's basketball regular-season championship and received the top seed in the 2020 AAC Championship, March 12-15, at Dickies Arena in Fort Worth, Texas. The event was canceled due to a coronavirus (COVID-19) pandemic.
- » The Bearcats compiled a 13-5 league record, winning 10 of their final 13 conference games to share the regular-season crown with No. 2 seed Houston and No. 3 seed Tulsa.
- » UC extended its streak of 20-win campaigns to 10 consecutive seasons in 2019-20. It continued the longest streak since the Bob Huggins era when UC set a school record, winning 20 or more games for 11 consecutive seasons (1992-2002). It marked the 39th 20-win season in program history.
- » Cincinnati led the nation, playing in seven overtime games in 2019-20. The number was also a school and AAC record.
- » UC also played in four consecutive overtime games at the end of February, tying for the NCAA record with Jacksonville (1982), Illinois State (1985) and Dayton (1988).
- » UC rallied from a deficit of 10 or more points for the win in six games in 2019-20, including each of its last two regular-season games.
- » **TEAM RANKINGS:** UC ranked in the top third of the AAC in field goal percentage (2nd at .445), assists (2nd at 14.6), points (3rd at 72.7), rebounding defense (4th at 34.1), rebounding margin (4th at +3.6) and blocks (4th at 4.9).
- » The Bearcats ranked nationally in blocks per game (24th at 4.9), field goal percentage defense (29th at .398) and total blocks (30th at 146).
- » **PLAYER ACCOMPLISHMENTS:** UC's **Jarron Cumberland** and **Trevon Scott** were named AAC First Team honorees as voted upon by the league's coaches.
- » Scott claimed AAC Defensive Player of the Year, the Most Improved Player and the Sportsmanship Award.
- » Jarron Cumberland finished his career as only the fourth Bearcat in school history to achieve 1,700 points and 400 assists for his career.
- » Scott became the first UC player to average a double-double in a season since Dwight Jones averaged 16.6 points and 10.1 rebounds in 1982-83.
- » Scott's 10.5 rebounds per game in 2019-20 were the most by a Bearcat since Pat Cummings averaged 11.3 rebounds during the 1978-79 campaign.

-GOBEARCATS.COM-



THE BRANNEN FILE

- » **Hometown:** Alexandria, Ky.
- » **Alma Mater:** Marshall, 1997
- » **Family:** wife, Lisa;
twin daughters, Jaylee and Katelyn

COACHING EXPERIENCE

- » **1999-2000:**
Asst. Coach, Charleston (W.Va.)
- » **2001-2002 to 2002-03:**
Asst. Coach, Eastern Kentucky
- » **2003-04 to 2005-06:**
Asst. Coach, St. Bonaventure
- » **2006-07 to 2008-09:**
Asst. Coach, VCU
- » **2009-10 to 2012-13:**
Asst. Coach, Alabama
- » **2013-14 to 2014-15:**
Assoc. Head Coach, Alabama
- » **2015-16 to 2018-19:**
Head Coach, Northern Kentucky
- » **2019-20 to Present:**
Head Coach, Cincinnati

PLAYING EXPERIENCE

- » **1993-1994 to 1994-95:**
Morehead State
- » **1995-96 to 1996-97:**
Marshall
 - First Team All-Southern Conference as a senior (1997)
 - Led the Southern Conference in scoring as a senior (20.9 points)
 - Scored 1,008 points in two seasons playing for Billy Donovan (1996) and Greg White (1997)

CINCINNATI HEAD COACH JOHN BRANNEN

John Brannen made an immediate impression in Clifton in 2019-20, becoming the first Cincinnati head coach since 1966 to win a conference regular-season championship in his first season on the job, guiding the Bearcats to a share of the American Athletic Conference title.

The achievement seems to be a pattern for Brannen, who also won regular-season crowns his last two seasons across the Ohio River at Northern Kentucky (2018, 2019) before coming to Cincinnati.

The feat also puts Brannen in rare company nationally as one of only six active coaches to have won a conference regular-season crown in each of the past three seasons along with Gonzaga's Mark Few (eight consecutive West Coast Conference titles), Vermont's John Becker (four American East Conference titles), New Mexico State's Chris Jans (three Western Athletic Conference titles), Michigan State's Tom Izzo (three Big Ten Conference titles), and Murray State's Matt McMahon (three Ohio Valley Conference titles).

Brannen also became the fifth UC coach in history to win a regular-season conference title in his first year leading the program, joining Frank Rice (1929 - Buckeye Athletic Association), John Wiethe (1947 - Mid-American Conference), Ed Jucker (1961 - Missouri Valley Conference) and Tay Baker (1966 - Missouri Valley Conference).

Brannen, who was named UC's 27th head coach in program history on Apr. 14, 2019, had served as NKU's head coach since the 2015-2016 season, taking the Norse to unprecedented success as the school's athletics department underwent reclassification. Since earning active Division I status eligibility prior to the start of the 2016-17 season, the Norse men's basketball program has compiled a 72-30 overall record, making three consecutive postseason appearances (NCAA Tournament [2017, 2019], NIT [2018]), winning back-to-back Horizon League regular-season championships (2018, 2019) and claiming a pair of conference tournament titles (2017, 2019). No other school in the nation has enjoyed NKU's amount of success in its first three years with active status at the Division I level.

Brannen, whose coaching career spans 20 seasons, owns a 104-67 career record as head coach, including a 22-15 mark at Cincinnati. He registered an 81-51 ledger in four seasons at NKU and a 1-1 mark as Alabama's interim head coach at the end of the 2014-15 campaign.

The 2017 Horizon League Coach of the Year, Brannen led the Norse to a 24-11 record in 2016-17, the Horizon League Tournament title and an appearance in the NCAA Tournament in the school's first season of active status eligibility. NKU's win total was an improvement of 15 victories from the previous season, marking the third-best turnaround in the nation behind only UCLA and Minnesota.

Brannen guided NKU to a 22-10 mark, the Horizon League regular-season championship and an NIT appearance in 2017-18. NKU posted a Division I-era record 26 wins with eight losses in 2018-19, claiming the league regular-season championship and tournament title and its second NCAA Tournament appearance in three years.

Brannen's players earned 10 Horizon League postseason accolades at NKU, highlighted by Drew McDonald receiving league player of the year honors in 2019. NKU finished 2018-19 ranked 11th in the nation in both

total assists (592) and assists per game (16.9). The Norse also ranked nationally in field goal shooting percentage (27th at .478), scoring margin (28th at +9.6), assist-to-turnover ratio (32nd at 1.34), three-point shooting defense (34th at .314), rebound margin (43rd at +4.5) and scoring offense (44th at 78.5 points).

Brannen came to NKU after spending six seasons (2010-2015) at Alabama coaching under Anthony Grant, four as an assistant coach and two as the associate head coach. The Crimson Tide made four postseason appearances during his stay. Alabama finished as the runners up at the 2011 NIT, posting a 25-12 overall mark and winning the Southeastern Conference West Division title. The Crimson Tide made an NCAA Tournament appearance the following season and later advanced to the NIT quarterfinals in 2013 and the second round of the NIT in 2015. Brannen served as interim head coach for Alabama's two games in the 2015 NIT. While in Tuscaloosa, Brannen helped sign Alabama's 2011 recruiting class that ranked fifth in the nation according to Rivals.com.

Prior to Alabama, Brannen served as an assistant coach at VCU for three seasons (2007-09) under Anthony Grant, helping lead the Rams to three 20-win campaigns, two NCAA Tournament appearances (2007, 2009) and a showing in the NIT (2008). The 2007 squad posted a 28-7 mark, upsetting Duke in the first round of the NCAA Tournament.

Brannen helped recruit Larry Sanders, who later was drafted by Milwaukee as the 15th pick in the 2010 NBA draft and also helped recruit four of VCU's five starters on its 2011 Final Four team.

Brannen also was an assistant coach at St. Bonaventure (2004-06) for three seasons, Eastern Kentucky (2001-2003) for three seasons and Charleston for the 1999-2000 campaign.

A native of nearby Alexandria, Kentucky, Brannen attended Newport Central Catholic High School. He began his collegiate playing career at Morehead State before transferring to Marshall for his final two seasons, playing for head coaches Billy Donovan (1996) and Greg White (1997).

Brannen was a first team All-Southern Conference selection as a senior at Marshall in 1996-97 when he led the league in scoring, averaging 20.9 points. He scored 1,008 points in two seasons with the Thundering Herd and still ranks among the school's top 25 players in career free throw percentage (.777), career three-pointers made (14th at 135), career three-point shooting percentage (14th at .386), single-season scoring (12th with 605 points in 1996-97) and single-season scoring average (23rd with 20.9 points during 1996-97).

A Rhodes Scholar finalist, Brannen received scholarships from both the NCAA and Southern Conference. He earned a degree in business management from Marshall in 1997. He was inducted into the Marshall University Athletics Hall of Fame in September 2019.

Following his time at Marshall, Brannen played two seasons of professional basketball in Belgium's First Division before beginning his coaching career.

Brannen and his wife Lisa live in Northern Kentucky and are the proud parents of twin daughters, Jaylee and Katelyn.

BRANNEN'S YEARLY COACHING RECORD

SEASON	SCHOOL (CONF.)	POSITION	RECORD/LEAGUE (FINISH)	LEAGUE TOURNAMENT (RECORD)	POSTSEASON (RECORD)
2014-15	Alabama (SEC)	Interim Head Coach	1-1/--	--	NIT Second Round (1-1)
Alabama Totals			1 season	1-1/0-0	.500/.000

SEASON	SCHOOL (CONF.)	POSITION	RECORD/LEAGUE (FINISH)	LEAGUE TOURNAMENT (RECORD)	POSTSEASON (RECORD)
2015-16	Northern Kentucky (Horizon)	Head Coach	9-21/5-13 (8th)	First Round (0-1)	None
2016-17	Northern Kentucky (Horizon)	Head Coach	24-11/12-6 (T-3rd)	Champions (3-0)	NCAA First Round (0-1)
2017-18	Northern Kentucky (Horizon)	Head Coach	22-10/15-3 (1st)	First Round (0-1)	NIT First Round (0-1)
2018-19	Northern Kentucky (Horizon)	Head Coach	26-9/13-5 (T-1st)	Champions (3-0)	NCAA First Round (0-1)
Northern Kentucky Totals			4 seasons	81-51/45-27	.614/.625

SEASON	SCHOOL (CONF.)	POSITION	RECORD/LEAGUE (FINISH)	LEAGUE TOURNAMENT (RECORD)	POSTSEASON (RECORD)
2019-20	Cincinnati (AAC)	Head Coach	20-10/13-5 (T-1st)	N/A - COVID 19	N/A - COVID 19
2020-21	Cincinnati (AAC)	Head Coach	2-5/0-2		
Cincinnati Totals			Second season	22-15/13-7	.595/.650

Head Coaching Totals	Sixth season	104-67/58-34	.608/.630
-----------------------------	---------------------	---------------------	------------------

BRANNEN'S RECORD AGAINST ALL OPPONENTS

SCHOOL	W-L	SCHOOL	W-L	SCHOOL	W-L	SCHOOL	W-L	SCHOOL	W-L
Alabama A&M	1-0	Eastern Kentucky	1-1	Kentucky	0-1	Northern Illinois	2-0	USF	1-1
Austin Peay	0-1	Eastern Washington	1-0	Lipscomb	1-0	Oakland	4-5	Valparaiso	2-3
Berea	1-0	East Tennessee State	1-1	Louisville	0-1	Ohio State	0-1	Vermont	1-1
Bowling Green	0-1	Fordham	0-0	Manhattan	1-0	Southeast Missouri State	2-0	Wabash	1-0
Brescia	1-0	Furman	1-0	UMBC	1-1	SMU	1-0	Western Kentucky	0-0
UCF	1-3	Georgia	0-1	Memphis	1-2	Temple	2-0	West Virginia	0-2
Cincinnati	0-1	Grand Canyon	0-0	Miami	0-1	Tennessee	1-1	Wichita State	2-0
Cleveland State	5-4	Green Bay	5-3	Miami (Ohio)	2-0	Texas A&M	0-1	Wilmington	1-1
Coastal Carolina	1-0	Houston	1-1	Michigan	0-1	Texas Tech	0-1	Wright State	5-5
Colgate	0-1	Illinois	1-1	Milwaukee	7-3	Tiffin	1-0	Xavier	0-3
Delaware	1-0	Illinois State	1-0	Morehead State	3-1	Toledo	0-1	Youngstown State	7-2
Detroit Mercy	8-1	IU-Kokomo	1-0	Nevada	0-0	Tulane	0-1		
Drake	1-0	IUPUI	3-1	Norfolk State	2-0	Tulsa	1-0		
Earlham	1-0	Iona	1-0	UNC Asheville	1-0	UConn	1-1		
East Carolina	2-0	Iowa	0-1	North Carolina A&T	0-1	UIC	6-2		
Eastern Illinois	1-1	James Madison	1-0	North Carolina Central	0-1	UNLV	1-0		

Possible 2020-21 opponents in boldface

THE LAST TIME...

TEAM

100 POINTS BY A TEAM

By UC	105 vs. Arkansas-Pine Bluff, 11/27/18
By Opponent	104 by UConn (40T), 3/11/16

90-99 POINTS BY A TEAM

By UC	92 vs. Memphis, 2/13/20
By Opponent	91 by Bowling Green, 11/24/19

30-PLUS POINT WIN

By UC	31 (75-44) vs. Tulsa, 1/8/20
By Opponent	38 (89-51) vs. Notre Dame, 3/10/11

60 PERCENT SHOOTING BY A TEAM

By UC	.641 vs. Arkansas-Pine Bluff, 11/27/18
By Opponent	.674 vs. Pittsburgh, 2/14/09

50 PERCENT SHOOTING BY A TEAM

By UC	.563 vs. Furman, 12/9/20
By Opponent	.510 by Xavier, 12/6/20

CINCINNATI PLAYED A RANKED OPPONENT

UC Win	64-62 vs. No. 21 Houston, 2/1/20
UC Loss	56-65 at No. 12 Tennessee, 12/12/20

SINGLE OVERTIME GAME

UC Win	70-67 at East Carolina, 2/16/20
UC Loss	72-71 (OT) at UConn, 2/9/20

DOUBLE OVERTIME GAME

UC Win	72-70 (2OT) vs. Georgetown, 3/8/12
UC Loss	89-87 (2OT) vs. UCF, 2/19/20

TRIPLE OVERTIME GAME

UC Win	75-73 (7OT*) vs. Bradley, 12/21/81
UC Loss	104-97 (4OT) vs. UConn, 3/11/16

* - NCAA record.

INDIVIDUAL

40 POINTS BY A PLAYER

By UC	41, Steve Logan vs. Southern Mississippi, 2/15/02
By Opponent	40, Trevon Bluiett, Xavier, 1/26/17

30 POINTS BY A PLAYER

By UC	30, Keith Williams at USF, 3/3/20
By Opponent	31, Corey Davis Jr., vs. Houston, 3/10/19

20 REBOUNDS BY A PLAYER

By UC	21 by Trevon Scott vs. UCF, 2/19/20
By Opponent	four times

15 REBOUNDS BY A PLAYER

By UC	19, Trevon Scott vs. Memphis, 2/13/20
By Opponent	15, Greg Monroe, vs. Georgetown, 3/6/10

TWO PLAYERS WITH 20 OR MORE POINTS IN SAME GAME

By UC	Keith Williams (30), Trevon Scott (21) at USF, 3/3/20
By Opponent	Daniel Hamilton (32), Jalen Adams (22) vs. UConn, 3/11/16

TWO PLAYERS WITH 10 OR MORE REBOUNDS IN SAME GAME

By UC	Trevon Scott (11), Keith Williams (11) vs. East Carolina, 1/19/20
By Opponent	Ben Moore (11), Sterling Brown (11) vs. SMU, 1/12/17

THREE PLAYERS WITH 10 OR MORE REBOUNDS IN SAME GAME

By UC	Gary Clark (10), Kyle Washington (10) & Troy Caupain (10) at Iowa State, 12/1/16
-------	--

10 ASSISTS BY A PLAYER

By UC	10, Jarron Cumberland at UConn, 2/9/20
By Opponent	10, Chris Howard, at USF, 2/14/09

FIVE STEALS BY A PLAYER

By UC	5, Chris McNeal vs. Iowa, 12/21/19
By Opponent	6, Tony Johnson Jr., vs. UCF, 2/19/20

FIVE BLOCKED SHOTS BY A PLAYER

By UC	5, Chris Vogt vs. Houston, 2/1/2/20
By Opponent	5, Tacko Fall, vs. UCF, 2/21/19

DOUBLE-DOUBLE BY A UC PLAYER

UC Win	Keith Williams (19 pts, 10 rebs) at UCF, 12/22/20
UC Loss	Trevon Scott (17pts, 11 rebs) at No. 25 Houston, 3/1/20

DOUBLE-DOUBLES BY TWO UC PLAYERS

By UC	Trevon Scott (15 pts, 10 rebs) & Nysier Brooks (12 pts, 10 rebs) vs. Milwaukee, 11/16/18
-------	--

DOUBLE-DOUBLES BY THREE UC PLAYERS

By UC	Troy Caupain (37 pts, 10 rebs), Octavius Ellis (13 pts, 10 rebs) & Gary Clark (12 pts, 12 rebs) vs. UConn, 3/11/16
-------	--

TRIPLE-DOUBLE BY A UC PLAYER

By UC	Eric Hicks (22 pts., 12 rebs., 10 blks.) vs. Marquette, 1/7/06
-------	--

UC PLAYER LED TEAM IN POINTS, REBOUNDS & ASSISTS

By UC	Jarron Cumberland (28 pts, 9 rebs, 4 assts) vs. SMU, 1/28/20
-------	--

A PLAYER WON A GAME IN THE FINAL SECONDS

By UC	Trevon Scott's tip-in with 2.8 seconds left UC defeats Temple 64-63, 3/7/20
By Opponent	Roosevelt Jones layup with 0.1 left Butler defeats UC 78-76, 12/2/15

FOUR PLAYERS SCORED IN DOUBLE FIGURES

By UC	Trevon Scott (22), Jarron Cumberland (19), Keith Williams (17), Jaevin Cumberland (12) vs. UCF, 2/19/20
-------	---

FIVE PLAYERS SCORED IN DOUBLE FIGURES

By UC	Keith Williams (17), Trevon Scott (14), Chris Vogt (13) Jarron Cumberland (13), Mika Adams-Woods (10) at East Carolina 2/16/20
-------	--

SIX PLAYERS SCORED IN DOUBLE FIGURES

By UC	Trevon Scott (25), Jarron Cumberland (15), Mika Adams-Woods (14), Keith Williams (11) Jaevin Cumberland (10) vs. Memphis, 2/13/20
-------	---

SEVEN PLAYERS SCORED IN DOUBLE FIGURES

By UC	Kevin Johnson (18), Jacob Evans (17), Justin Jenifer (13), Kyle Washington (12), Jarron Cumberland (11) Troy Caupain (10), Tre Scott (10) vs. Fairleigh Dickinson, 12/17/16
-------	---

EIGHT PLAYERS SCORED IN DOUBLE FIGURES

By UC	Farad Cobb (15), Shaq Thomas (14), Kevin Johnson (14), Coreontae DeBerry (12), Justin Jenifer (11), Quadri Moore (10), Jacob Evans (10), Ocatvius Ellis (10) vs. Robert Morris, 11/15/15
-------	--

THE POLLS

ASSOCIATED PRESS POLL (DEC. 28)		
RK.	TEAM (FIRST PLACE VOTES)	
1	Gonzaga (62)	1598
2	Baylor (2)	1537
3	Kansas	1458
4	Villanova	1370
5	Houston	1313
6	Wisconsin	1249
7	Tennessee	1217
8	Texas	1109
9	West Virginia	1080
10	Iowa	1008
11	Creighton	926
12	Missouri	888
13	Texas Tech	821
14	Rutgers	659
15	Illinois	650
16	Michigan	582
17	Michigan St	431
18	Florida State	377
19	Northwestern	350
20	Duke	290
21	Minnesota	252
21	Oregon	252
23	Virginia	238
24	Virginia Tech	230
25	Ohio St.	216

OTHERS RECEIVING VOTES:

Xavier 178; San Diego St. 172; North Carolina 57; Arkansas 55; Colorado 50; Clemson 50; Saint Louis 49; Florida 20; Louisville 18; Brigham Young 12; Georgia 10; NC State 8; UCLA 4; Indiana 4; Richmond 3; Boise St. 2; Western Kentucky 2; Central Florida 2; Chattanooga 1; Drake 1; Southern Methodist 1.

USA TODAY COACHES POLL (DEC. 28)		
RK.	TEAM (FIRST PLACE VOTES)	
1	Gonzaga (29)	797
2	Baylor (3)	771
3	Villanova	698
4	Kansas	674
5	Houston	636
6	Tennessee	612
7	Wisconsin	576
8	West Virginia	543
9	Texas	526
10	Creighton	462
11	Iowa	442
12	Missouri	407
13	Rutgers	359
14	Texas Tech	347
15	Michigan	338
16	Illinois	320
17	Oregon	194
18	Michigan St	182
19	Florida State	178
20	Xavier	164
20	Ohio St.	164
22	Northwestern	117
23	San Diego St.	112
24	Virginia	107
24	Minnesota	107

OTHERS RECEIVING VOTES:

Virginia Tech 95; Duke 87; North Carolina 76; Colorado 58; Clemson 57; Arkansas 48; Saint Louis 26; UCLA 25; Richmond 17; Louisville 17; Florida 8; Stanford 7; NC State 6; Louisiana State 6; Southern Methodist 5; Drake 5; Connecticut 5; Central Florida 5; Boise St. 5; Purdue 4; Oklahoma State 3; Saint Mary's 2.

CINCINNATI'S WEEKLY RANKINGS

ASSOCIATED PRESS	WEEK	USA TODAY
--	Preseason	--
--	Nov. 30	NA
--	Dec. 7	--
--	Dec. 14	--
--	Dec. 21	--
--	Dec. 28	--

2020-21 AMERICAN ATHLETIC CONFERENCE

2020-21 AMERICAN CONFERENCE STANDINGS (THRU DEC. 30)

TEAM	AAC	PCT.	OVERALL	PCT.
SMU	2-0	1.000	6-0	1.000
Wichita State	2-0	1.000	5-2	.714
Houston	2-1	.667	7-1	.875
Tulsa	2-1	.667	5-3	.625
Memphis	2-1	.667	6-4	.600
East Carolina	1-1	.500	7-1	.875
UCF	1-1	.500	3-2	.600
USF	1-2	.333	5-4	.556
Tulane	0-2	.000	5-2	.714
Temple	0-2	.000	1-2	.333
CINCINNATI	0-2	.000	2-5	.286

2020-21 AAC COMPOSITE SCHEDULE

(Schedule listed below may not be most updated slate due to numerous cancellations and changes as a result of COVID-19.)

Saturday, January 2

Memphis at Temple	Noon	ESPN
East Carolina at Tulane	2 p.m.	ESPN+
Tulsa at Cincinnati	3 p.m.	ESPN+
UCF at USF	7 p.m.	ESPN+

Sunday, January 3

Houston at SMU	7 p.m.	ESPN2
----------------	--------	-------

Tuesday, January 5

Memphis at UCF	9 p.m.	ESPN
----------------	--------	------

Wednesday, January 6

Tulsa at USF	4 p.m.	ESPN+
Wichita State at Houston	TBD	ESPN+
Temple at Tulane	8 p.m.	ESPN+

Thursday, January 7

Cincinnati at SMU	7 p.m.	ESPN
--------------------------	---------------	-------------

Saturday, January 9

USF at East Carolina	1 p.m.	ESPN+
UCF at Tulsa	2 p.m.	ESPN+
Tulane at Houston	8 p.m.	ESPN

Sunday, January 10

Temple at SMU	3 p.m.	ESPN+
Cincinnati at Wichita State	4 p.m.	ESPN2

Wednesday, January 13

East Carolina at Cincinnati	5 p.m.	ESPN+
UCF at Temple	7 p.m.	ESPN+
Tulsa at Wichita State	7 p.m.	ESPN+

Thursday, January 14

Houston at USF	7 p.m.	ESPN/ESPN2
SMU at Memphis	9 p.m.	ESPN/ESPN2

Saturday, January 16

Temple at East Carolina	Noon	ESPN+
Tulane at Cincinnati	6 p.m.	ESPN

Sunday, January 17

UCF at Houston	2 p.m.	ESPN
Memphis at Tulsa	3 p.m.	ESPN+
Wichita State at SMU	6 p.m.	ESPN

CINCINNATI IN THE AMERICAN 2020-21 TEAM-INDIVIDUAL STATISTICS (THRU DEC. 30)

TEAM			
CATEGORY	STAT	AAC	NCAA
Scoring Offense	68.4	8th	
Scoring Defense	71.7	11th	
Scoring Margin	-3.3	10th	
Free Throw Pct.	.664	7th	
Field Goal Pct.	.440	4th	
FG Pct. Defense	.440	10th	
3-FG Pct.	.253	11th	
3-FG Pct. Defense	.331	10th	
Rebounding Offense	34.9	9th	
Rebounding Defense	32.9	3rd	
Rebound Margin	+2.0	T6th	
Blocked Shots	3.1	8th	
Assists	14.9	4th	
Steals	6.0	10th	
Turnover Margin	-2.29	10th	
Assist/TO Ratio	0.9	7th	
Offensive Rebounds	9.9	9th	
Defensive Rebounds	25.0	10th	
3-FG Made	5.4	11th	
* NCAA rankings list if in Top 50 only			

INDIVIDUAL

CATEGORY	STAT	AAC	NCAA
Scoring			
Keith Williams	15.1	7th	
Rebounding			
Tari Eason	5.6	17th	
Field Goal Percentage			
Chris Vogt	.656	2nd	
Assists			
David DeJulius	4.3	T4th	
Blocked Shots			
Chris Vogt	1.0	T9th	
Tari Eason	1.0	T9th	
Assist/Turnover Ratio			
David DeJulius	2.5	T3rd	
Offensive Rebounds			
Tari Eason	2.1	8th	
Defensive Rebounds			
Rapolas Ivanauskas	4.4	13th	
Minutes Played			
David DeJulius	29.4	15th	
Mika Adams-Woods	28.3	24th	
* NCAA rankings list if in Top 50 only			

UC'S RECORD WHEN

	2020-21
Overall	2-5
Home games	2-2
Away games	0-3
Neutral site games	0-0
Conference games	0-2
vs. Top 25 teams	0-1
Overtime games	0-0
Lead at halftime	1-0
Trail at halftime	0-4
Tied at halftime	1-1
Lead with 10:00 left	2-0
Trail with 10:00 left	1-5
Tied with 10:00 left	0-0
Lead with 5:00 left	2-0
Trail with 5:00 left	0-5
Tied with 5:00 left	0-0
Lead with 2:00 left	2-0
Trail with 2:00 left	0-5
Tied with 2:00 left	0-0
Shoot better FG%	2-1
Shoot worse FG%	0-4
Shoot 50%-plus	1-0
Shoot below 50%	1-5
Opponent shoots 50%-plus	0-1
Opponent shoots below 50%	2-3
Opponent shoots below 40%	1-2
Make 7 or fewer 3FGs	2-4
Make 8 or more 3FGs	0-1
Shoot more FTs than opponent	1-1
Outrebound opponent	2-2
Opponent outrebound UC	0-3
Same number of rebounds	0-0
Commits fewer turnovers than opponent	1-1
Commits more turnovers than opponent	1-3
Commits same turnovers as opponent	0-1
Commits 12 or fewer turnovers	1-1
Outscores opponent bench	2-3
1-3 point games	0-1
4-5 point games	1-1
6-10 point games	0-2
11-19 point games	1-0
20-plus point games	0-1
Scores 59 or fewer points	0-1
Scores 60-69 points	1-2
Scores 70 or more points	1-2
Scores 80 or more points	0-0
Holds opponent to 50 or fewer points	0-0
Holds opponent to 51-60 points	1-0
Holds opponent to 61-70 points	0-1
Opponent scores 70-plus points	1-3
Opponent scores 80-plus points	0-1
November	0-0
December	2-5
January	0-0
February	0-0
March	0-0
Monday	0-0
Tuesday	0-1
Wednesday	2-1
Thursday	0-0
Friday	0-0
Saturday	0-2
Sunday	0-1
After a win	0-2
After a loss	1-3

BEARCATS STARTING LINEUPS

OPPONENT	UC STARTERS
Lipscomb	DeJulius, Adams-Woods, Williams, Ivanauskas, Vogt
Xavier	DeJulius, Adams-Woods, Williams, Ivanauskas, Vogt
Furman	DeJulius, Adams-Woods, Williams, Eason, Vogt
at Tennessee	DeJulius, Adams-Woods, Williams, Eason, Vogt
USF	DeJulius, Adams-Woods, Williams, Eason, Vogt
at Georgia	DeJulius, Adams-Woods, Williams, Ivanauskas, Vogt
at UCF	DeJulius, Adams-Woods, Williams, Eason, Vogt
Tulsa	
at SMU	
at Wichita State	
East Carolina	
Tulane	
at Temple	
at Houston	
Wichita State	
at USF	
Temple	
at Tulane	
at Memphis	
UCF	
Houston	
at Tulsa	
Memphis	
SMU	
at East Carolina	

RECORD BY STARTING LINEUPS

UC STARTERS	RECORD
DeJulius, Adams-Woods, Williams, Ivanauskas, Vogt	1-2
DeJulius, Adams-Woods, Williams, Eason, Vogt	1-3

PLAYERS IN DOUBLE FIGURES

# OF PLAYERS	0	1	2	3	4	5	6	7
TIMES THIS SEASON	0	1	3	3	0	0	0	0

LEADS & DEFICITS

LARGEST LEAD OF SEASON -
14 pts (17:13, 2nd half vs. Furman [12/9/20])
LARGEST LEAD LOST IN DEFEAT -
6 pts (13:11, 1st half at Tennessee [12/12/20])
LARGEST DEFICIT OF SEASON -
25 pts (3:31; 2nd half at Georgia [12/19/20])
LARGEST DEFICIT OVERCOME IN VICTORY -
9 pts (10:23 1st half vs. Lipscomb [12/2/20])

OVERTIME RECORDS

UC'S OVERALL RECORD	62-58
1 OT Games	53-46
2 OT Games	8-9
3 OT Games	0-1
4 OT Games	0-2
7 OT Games	1-0

RECORDS IN OVERTIME GAMES		
Home	31-18	.633
Schmidlapp Gym	3-4	.429
Schmidt Fieldhouse	0-1	.000
Music Hall	0-1	.000
Armory Fieldhouse	5-4	.556
Cincinnati Gardens	3-2	.600
U.S. Bank Arena	3-1	.750
Fifth Third Arena	16-5	.762
Away	19-31	.380
Neutral	12-9	.571

- Current Streak:** Lost 1
- Longest Winning Streak:** 5 (Tay Baker - 1966-67)
- Longest Losing Streak:** 4 (Bob Ruess, 1943 - John Weithe, 1950)
- Cincinnati's seven overtime games in 2019-20 were a school record (previous record was six during the 1966-67 season), AAC record and are one shy of the NCAA record of eight overtime games set by Western Kentucky (1978), Portland (1984) and Valparaiso (1993).
 - Cincinnati's four consecutive overtime games from Feb. 9, 2020 through Feb. 19, 2020 tied the NCAA record set by Jacksonville (1982), Illinois State (1985) and Dayton (1988).
 - On Dec. 21, 1981 UC & Bradley played an NCAA-record 70T game (UC won, 75-73)
 - Cincinnati has been involved in two of the five NCAA tournament championship games to go into overtime. The Bearcats defeated Ohio State, 70-65, in 1961, but lost to Loyola (Ill.), 60-58, in 1963.
 - In 1966-67, Cincinnati played six overtime games, winning five. The Bearcats were 5-0 at home in overtime games that season, an NCAA record.

UC COACHES IN OVERTIME GAMES			
COACH (YEARS)	NO.	RECORD	PCT.
Mick Cronin (2006-2019)	27	15-12	.556
Bob Huggins (1989-2005)	25	14-11	.560
Tay Baker (1965-72)	9	7-2	.778
Ed Jucker (1960-65)	9	4-5	.444
Ed Badger (1978-83)	8	3-5	.375
John Brannen (2019-Present)	7	4-3	.571
Tony Yates (1983-89)	7	2-5	.286
John Wiethe (1946-52)	5	1-4	.200
George Smith (1952-60)	4	3-1	.750
Gale Catlett (1972-78)	4	2-2	.500
Frank Rice (1928-32)	4	1-3	.250
Boyd Chambers (1918-28)	3	3-0	1.000
Clark Ballard (1939-42)	2	2-0	1.000
Andy Kennedy (2005-06)	2	1-1	.250
Tay Brown (1933-37)	2	0-2	.000
John Halliday (1932-33)	1	0-1	.000
Bob Ruess (1942-44)	1	0-1	.000

SPECIALTY STATISTICS

OPPONENT	RESULT	OFF TO	IN PAINT	2ND CHANCE	FAST BREAK	BENCH
Lipscomb		4	28	6	10	10
at Cincinnati	W, 67-55	19	40	11	13	13
Xavier		9	28	0	12	19
at Cincinnati	L, 69-77	16	36	3	17	12
Furman		15	30	8	2	2
at Cincinnati	W, 78-73	10	44	8	10	21
at Tennessee		14	22	8	4	20
Cincinnati	L, 56-65	11	28	2	14	20
USF		16	38	13	11	18
at Cincinnati	L, 71-74	16	34	15	10	20
at Georgia		27	46	12	27	15
Cincinnati	L, 68-83	17	40	18	16	34
at UCF		26	30	10	13	12
Cincinnati	L, 70-75	7	34	9	21	28
Tulsa						
at Cincinnati						
at SMU						
Cincinnati						
at Wichita State						
at Cincinnati						
East Carolina						
at Cincinnati						
Tulane						
at Cincinnati						
at Temple						
Cincinnati						
at Houston						
Cincinnati						
Wichita State						
at Cincinnati						
at USF						
Cincinnati						
Temple						
at Cincinnati						
at Tulane						
Cincinnati						
at Memphis						
Cincinnati						
UCF						
at Cincinnati						
Houston						
at Cincinnati						
at Tulsa						
Cincinnati						
Memphis						
at Cincinnati						
SMU						
at Cincinnati						
at East Carolina						
Cincinnati						
TOTALS		OFF TO	IN PAINT	2ND CHANCE	FAST BREAK	BENCH
CINCINNATI		95	256	66	101	148
AVERAGE		13.6	36.6	9.4	14.4	21.1
OPPONENTS		111	222	57	79	96
AVERAGE		15.9	31.7	8.1	11.3	13.7



0

DAVID DeJULIUS
G • 6-0 • 195 • JR-TR
Detroit, Mich.



1

ZACH HARVEY
G • 6-5 • 195 • SO-1L
Overland Park, Kan.



2

KEITH WILLIAMS
G • 6-5 • 215 • SR-3L
Brooklyn, N.Y.



3

MIKE SAUNDERS JR.
G • 6-0 • 190 • FR-HS
Indianapolis, Ind.



13

TARI EASON
F • 6-8 • 215 • FR-HS
Seattle, Wash.



20

MAMOUDOU DIARRA
F • 6-9 • 225 • R-JR-2L
Bamako, Mali




23

MIKA ADAMS-WOODS
G • 6-3 • 185 • SO-1L
Syracuse, N.Y.



24

JEREMIAH DAVENPORT
G • 6-7 • 205 • SO-1L
Cincinnati, Ohio



25

RAPOLAS IVANAUSKAS
F • 6-10 • 235 • GR-TR
Barrington, Ill.



30

VIKTOR LAKHIN
F • 6-11 • 228 • FR-HS
Anapa, Russia



31

SAM MARTIN
G • 5-10 • 170 • SR-3L
Cincinnati, Ohio



33

CHRIS VOGT
C • 7-1 • 260 • SR-1L
Mayfield, Ky.



43

ROB BANKS
F • 6-5 • 210 • SO-1L
Bracknell, England



44

ADAM COOK
F • 6-6 • 180 • SR-1L
Marysville, Ohio



45

MASON MADSEN
G • 6-4 • 190 • FR-HS
Rochester, Minn.



55

GABE MADSEN
G • 6-5 • 195 • FR-HS
Rochester, Minn.



JOHN BRANNEN
HEAD COACH
Second Season



JAYSON GEE
ASSISTANT COACH
Second Season



SEAN DWYER
ASSISTANT COACH
Second Season



TIM MORRIS
ASSISTANT COACH
Second Season

CINCINNATI PLAYER SEASON & CAREER HIGHS

#0 - DAVID DeJULIUS		Career
2020-21 Season		
16 vs. Xavier, 12/6/20	Pts	20 vs. Maryland, 3/8/20#
17 at Tennessee, 12/12/20	FG Atts	17 at Tennessee, 12/12/20
6 vs. Xavier, 12/6/20	FG Made	12 at Iowa, 1/17/20#
6 at Tennessee, 12/12/20	3PT-FG Atts	7, 2x (last vs. Michigan State, 2/8/20)#
2 vs. Lipscomb, 12/2/20	3PT-FG Made	4 vs. Presbyterian, 12/21/19#
4 vs. Xavier, 12/6/20	FT Atts	10 vs. Purdue, 1/9/20#
4 vs. Xavier, 12/6/20	FT Made	7 vs. Purdue, 1/9/20#
9 vs. Furman, 12/10/20	Rebs	9 vs. Furman, 12/10/20
7 at Tennessee, 12/12/20	Asssts	7, 2x (last at Tennessee, 12/12/20)
3 at Tennessee, 12/12/20	Stls	3 at Tennessee, 12/12/20
1 vs. USF, 12/16/20	Blks	1, 2x (last vs. USF, 12/16/20)
34, 2x (last at Tennessee, 12/12/20)	Mins	34, 3x (last at Tennessee, 12/12/20)
# - Statistics from playing career at Michigan		

#1 - ZACH HARVEY		Career
2020-21 Season		
15 at UCF, 12/22/20	Pts	15 at UCF, 12/22/20
6, 3x (last at UCF, 12/22/20)	FG Atts	6, 3x (last at UCF, 12/22/20)
5 at UCF, 12/22/20	FG Made	5 at UCF, 12/22/20
3, 3x (last at UCF, 12/22/20)	3PT-FG Atts	3, 3x (last at UCF, 12/22/20)
2 at UCF, 12/22/20	3PT-FG Made	2 at UCF, 12/22/20
4 at UCF, 12/22/20	FT Atts	4, 4x (last at UCF, 12/22/20)
3 at UCF, 12/22/20	FT Made	3, 3x (last at UCF, 12/22/20)
3 at UCF, 12/22/20	Rebs	5 vs. Wichita State, 2/23/20
2, 2x (last vs. USF, 12/17/20)	Asssts	4, 2x (last vs. ECU, 1/19/20)
1 at Georgia, 12/19/20	Stls	2 vs. Wichita State, 2/23/20
0	Blks	2 vs. Vermont, 12/3/19
23 at UCF, 12/22/20	Mins	27 vs. Valparaiso, 11/25/19

#2 - KEITH WILLIAMS		Career
2020-21 Season		
27 vs. Furman, 12/10/20	Pts	30 at USF, 3/3/20
17, 2x (last at UCF, 12/22/20)	FG Atts	18 at USF, 3/3/20
10 vs. Furman, 12/10/20	FG Made	12 at USF, 3/3/20
5 vs. Xavier, 12/6/20	3PT-FG Atts	5, 5x (last vs. Xavier (12/6/20)
2, 2x (last at UCF, 12/22/20)	3PT-FG Made	4 vs. Vermont, 12/3/19
12 vs. Furman, 12/10/20	FT Atts	12 vs. Furman, 12/10/20
6 vs. Furman, 12/10/20	FT Made	9, 2x (last vs. UCF, 2/19/20)
10 at UCF, 12/22/20	Rebs	11 vs. ECU, 1/19/20
3 vs. Xavier, 12/6/20	Asssts	5, 3x (last at ECU, 2/16/20)
2, 3x (last vs. USF, 12/16/20)	Stls	4, 4x (last at USF, 3/3/20)
2 vs. Furman, 12/10/20	Blks	3, 3x (last at UConn, 2/9/20)
36 vs. Furman, 12/10/20	Mins	46 vs. UCF, 2/19/20

#3 - MIKE SAUNDERS JR.		Career
2020-21 Season		
8 vs. USF, 12/16/20	Pts	8 vs. USF, 12/16/20
4 vs. USF, 12/16/20	FG Atts	4 vs. USF, 12/16/20
2 vs. USF, 12/16/20	FG Made	2 vs. USF, 12/16/20
2 at Georgia, 12/19/20	3PT-FG Atts	2 at Georgia, 12/19/20
0	3PT-FG Made	0
4 vs. USF, 12/16/20	FT Atts	4 vs. USF, 12/16/20
4 vs. USF, 12/16/20	FT Made	4 vs. USF, 12/16/20
4 at UCF, 12/22/20	Rebs	4 at UCF, 12/22/20
4 vs. USF, 12/16/20	Asssts	4 vs. USF, 12/16/20
1, 4x (last at UCF, 12/22/20)	Stls	1, 4x (last at UCF, 12/22/20)
0	Blks	0
20 at UCF, 12/22/20	Mins	20 at UCF, 12/22/20

#13 - TARI EASON		Career
2020-21 Season		
13 vs. USF, 12/16/20	Pts	13 vs. USF, 12/16/20
10 at Tennessee, 12/12/20	FG Atts	10 at Tennessee, 12/12/20
5 at Georgia, 12/19/20	FG Made	5 at Georgia, 12/19/20
5 at Tennessee, 12/12/20	3PT-FG Atts	5 at Tennessee, 12/12/20
1, 3x (last at Georgia, 12/19/20)	3PT-FG Made	1, 3x (last at Georgia, 12/19/20)
6 vs. USF, 12/16/20	FT Atts	6 vs. USF, 12/16/20
4 vs. USF, 12/16/20	FT Made	4 vs. USF, 12/16/20
9 vs. USF, 12/16/20	Rebs	9 vs. USF, 12/16/20
3 vs. USF, 12/16/20	Asssts	3 vs. USF, 12/16/20
2, 2x (last at Georgia, 12/19/20)	Stls	2, 2x (last at Georgia, 12/19/20)
2, 3x (last at Georgia, 12/19/20)	Blks	2, 3x (last at Georgia, 12/19/20)
26, 2x (last at Georgia, 12/19/20)	Mins	26, 2x (last at Georgia, 12/19/20)

#20 - MAMOUDOU DIARRA		Career
2020-21 Season		
4 vs. Furman, 12/10/20	Pts	12 vs. Temple, 3/7/20
1, 3x (last vs. Furman, 12/10/20)	FG Atts	6, 4x (last vs. Temple, 3/7/20)
1, 2x (last vs. Furman, 12/10/20)	FG Made	4, 2x (last vs. Temple, 3/7/20)
1 vs. Lipscomb, 12/2/20	3PT-FG Atts	2 vs. Temple, 3/7/20
0	3PT-FG Made	1, 7x (last vs. Temple, 3/7/20)
2 vs. Furman, 12/10/20	FT Atts	6 at USF, 3/3/20
2 vs. Furman, 12/10/20	FT Made	4, 2x (last at USF, 3/3/20)
2, 2x (last vs. Furman, 12/10/20)	Rebs	9 vs. Alabama A&M, 11/14/19
2 vs. Xavier, 12/6/20	Asssts	2 vs. Xavier, 12/6/20)
0	Stls	2, 2x (last at USF, 3/3/20)
0	Blks	2, 4x (last vs. Temple, 3/7/20)
8, 2x (last vs. Furman, 12/10/20)	Mins	24 vs. Temple, 3/7/20

#23 - MIKA ADAMS-WOODS		Career
2020-21 Season		
16 vs. Lipscomb, 12/2/20	Pts	16 vs. Lipscomb, 12/2/20
14 vs. Lipscomb, 12/2/20	FG Atts	14 vs. Lipscomb, 12/2/20
6 vs. Lipscomb, 12/2/20	FG Made	6 vs. Lipscomb, 12/2/20
5, 2x (last at Georgia, 12/19/20)	3PT-FG Atts	7 vs. Memphis, 2/13/20
1, 5x (last at UCF, 12/22/20)	3PT-FG Made	3 vs. Memphis, 2/13/20
4 vs. Furman, 12/10/20	FT Atts	4, 6x (last vs. Furman, 12/10/20)
4 vs. Furman, 12/10/20	FT Made	4, 4x (last vs. Furman, 12/10/20)
3, 2x (last at UCF, 12/22/20)	Rebs	6 at ECU, 2/16/20
3 vs. Xavier, 12/6/20	Asssts	5, 2x (last at UCF, 1/11/20)
2, 2x (last at Georgia, 12/19/20)	Stls	2, 7x (last at Georgia, 12/19/20)
1, 2x (last at Georgia, 12/19/20)	Blks	2 vs. SMU, 1/28/20
33 vs. Lipscomb, 12/2/20	Mins	40 at ECU, 2/16/20

#24 - JEREMIAH DAVENPORT		Career
2020-21 Season		
18 at Georgia, 12/19/20	Pts	18 at Georgia, 12/19/20
13 at Georgia, 12/19/20	FG Atts	13 at Georgia, 12/19/20
6 at Georgia, 12/19/20	FG Made	6 at Georgia, 12/19/20
7 at Tennessee, 12/12/20	3PT-FG Atts	7 at Tennessee, 12/12/20
4 at Tennessee, 12/12/20	3PT-FG Made	4 at Tennessee, 12/12/20
6 at Georgia, 12/19/20	FT Atts	6, 2x (last at Georgia, 12/19/20)
5 at Georgia, 12/19/20	FT Made	5, 2x (last at Georgia, 12/19/20)
6, 2x (last at UCF, 12/22/20)	Rebs	6, 3x (last at UCF, 12/22/20)
4 vs. Lipscomb, 12/2/20	Asssts	4 vs. Lipscomb, 12/2/20
2 vs. Lipscomb, 12/2/20	Stls	2 vs. Lipscomb, 12/2/20
1 at Georgia, 12/19/20	Blks	1 at Georgia, 12/19/20
26, 2x (last vs. USF, 12/16/20)	Mins	26, 2x (last vs. USF, 12/16/20)

#25 - RAPOLAS IVANAUSKAS		Career
2020-21 Season		
11 vs. Lipscomb, 12/2/20	Pts	33 at Lehigh, 2/4/19#
9, 2x (last vs. Xavier, 12/6/20)	FG Atts	18, 5x (last vs. Lafayette, 1/29/20)#
5 vs. Lipscomb, 12/2/20	FG Made	12 vs. Nazareth, 11/14/18#
6 vs. Xavier, 12/6/20	3PT-FG Atts	8 vs. NJIT, 11/6/19#
2 vs. Xavier, 12/6/20	3PT-FG Made	4, 2x (last vs. Navy, 2/23/19)#
2, 2x (last at Tennessee, 12/12/20)	FT Atts	11 vs. Boston, 2/2/19#
2 at Tennessee, 12/12/20	FT Made	9 vs. Boston, 2/2/19#
6, 4x (last at Georgia, 12/19/20)	Rebs	13, 2x (last vs. CSUN, 11/24/19)#
2 vs. Furman, 12/10/20	Asssts	6, 2x (last at Green Bay, 11/26/19)#
3 at Georgia, 12/19/20	Stls	3, 2x (last at Georgia, 12/19/20)
0	Blks	3 vs. Bucknell, 2/19/19#
26 vs. Lipscomb, 12/2/20	Mins	38 at Loyola (Md.), 1/26/19#
# - Statistics from playing career at Colgate		

#33 - CHRIS VOGT		Career
2020-21 Season		
13 vs. USF, 12/16/20	Pts	21, 2x (last at Tulane, 1/4/20)
12 vs. USF, 12/16/20	FG Atts	13 vs. Green Bay, 1/24/19#
6 vs. Lipscomb, 12/2/20	FG Made	9, 3x (last at Tulane, 1/4/20)
0	3PT-FG Atts	0
0	3PT-FG Made	0
6 vs. USF, 12/16/20	FT Atts	9, 2x (last at Temple, 1/22/20)
3 vs. USF, 12/16/20	FT Made	8 at Temple, 1/22/20
7 vs. Lipscomb, 12/2/20	Rebs	14 vs. Green Bay, 1/24/19#
4 vs. Furman, 12/10/20	Asssts	4 vs. Furman, 12/10/20
1 at Georgia, 12/19/20	Stls	3 at Wichita State, 2/6/20
3 vs. Lipscomb, 12/2/20	Blks	5 vs. Houston, 2/1/20
32, 2x (last vs. Xavier, 12/6/20)	Mins	41 at UConn, 2/9/20
# - Statistics from playing career at Northern Kentucky		

#45 - MASON MADSEN		Career
2020-21 Season		
0	Pts	0
0	FG Atts	0
0	FG Made	0
0	3PT-FG Atts	0
0	3PT-FG Made	0
0	FT Atts	0
0	FT Made	0
0	Rebs	0
0	Asssts	0
0	Stls	0
0	Blks	0
0	Mins	0

#55 - GABE MADSEN		Career
2020-21 Season		
3 at Georgia, 12/19/20	Pts	3 at Georgia, 12/19/20
2 vs. Lipscomb, 12/2/20	FG Atts	2 vs. Lipscomb, 12/2/20
1 at Georgia, 12/19/20	FG Made	1 at Georgia, 12/19/20
2 vs. Lipscomb, 12/2/20	3PT-FG Atts	2 vs. Lipscomb, 12/2/20
1 at Georgia, 12/19/20	3PT-FG Made	1 at Georgia, 12/19/20
0	FT Atts	0
0	FT Made	0
1, 2x (last at Georgia, 12/19/20)	Rebs	1, 2x (last at Georgia, 12/19/20)
0	Asssts	0
1 vs. Lipscomb, 12/2/20	Stls	1 vs. Lipscomb, 12/2/20
0	Blks	0
7 at Georgia, 12/19/20	Mins	7 at Georgia, 12/19/20



#0 DAVID DEJULIUS

GUARD • 6-0 • 195 • JUNIOR • TR • DETROIT, MICH. (EAST ENGLISH VILLAGE PREP ACADEMY/MICHIGAN)

MOMENTS

- » Scored a career-high 20 points on 6-of-10 shooting with a trio of 3-pointers at Maryland (3/8/20).
- » Made a career-high four 3-pointers against Presbyterian (12/21/19).
- » Tallied 14 points against Oregon (12/14/19).

2020-21 Season (Junior): Tallied 11 points, seven assists and three steals at No. 12 Tennessee (12/12) ... pulled down a career-high nine rebounds vs. Furman (12/9) ... through first two games of the season, recorded 10 assists without a turnover (54 minutes of action) ... registered 16 points with five rebounds, six assists and zero turnovers in 29 minutes against Xavier (12/6) ... tallied eight points, six rebounds, four assists and no turnovers in his Bearcat debut vs. Lipscomb (12/2).

Prior to Cincinnati: Transferred from Michigan where he played the 2018-19 and 2019-20 seasons with the Wolverines ... saw action in 31 games as a sophomore in 2019-20, serving as the squad's sixth man while averaging 7.0 points, 2.4 rebounds and 1.5 assists in 20.9 minutes ... scored a career-high 20 points on 6-of-10 shooting with a trio of 3-pointers in the regular-season finale at No. 9 Maryland (3/9) ... listed on ESPN's Top 100 for the Class of 2018, tabbed as the fifth-best prospect in the state of Michigan and ranked as a four-star recruit by Rivals.com and 247Sports.com coming out of East English Village Preparatory Academy in Detroit ... tabbed a finalist for the state's Mr. Basketball award and named a two-time Class A First Team selection by the Associated Press (2017, 2018) ... chosen as a two-time Detroit News All-Detroit First Team honoree (2017, 2018) ... averaged 26.3 points, 8.1 assists and 7.7 rebounds as a senior at East English Village, including a 49-point effort against Chicago Orr ... averaged 25.0 points, 6.0 assists and 3.0 rebounds with 76 3-pointers a junior.

Personal: Born Aug. 9, 1999 in Detroit, Michigan ... son of Latrice Halthon and Ladell DeJulius ... has one brother, Terrell Thornton, and three sisters, Aaliyah DeJulius, Cerisse DeJulius and Latrice DeJulius ... right-handed.

SEASON & CAREER STATISTICS

2020-21 Season			Career
16 vs. Xavier, 12/6/20	Pts	20 vs. Maryland, 3/8/20#	
17 at Tennessee, 12/12/20	FG Atts	17 at Tennessee, 12/12/20	
6 vs. Xavier, 12/6/20	FG Made	12 at Iowa, 1/17/20#	
6 at Tennessee, 12/12/20	3PT-FG Atts	7, 2x (last vs. Michigan State, 2/8/20)#	
2 vs. Lipscomb, 12/2/20	3PT-FG Made	4 vs. Presbyterian, 12/21/19#	
4 vs. Xavier, 12/6/20	FT Atts	10 vs. Purdue, 1/9/20#	
4 vs. Xavier, 12/6/20	FT Made	7 vs. Purdue, 1/9/20#	
9 vs. Furman, 12/10/20	Rebs	9 vs. Furman, 12/10/20	
7 at Tennessee, 12/12/20	Assts	7, 2x (last at Tennessee, 12/12/20)	
3 at Tennessee, 12/12/20	Stls	3 at Tennessee, 12/12/20	
1 vs. USF, 12/16/20	Blks	1, 2x (last vs. USF, 12/16/20)	
34, 2x (last at Tennessee, 12/12/20)	Mins	34, 3x (last at Tennessee, 12/12/20)	
# - Statistics from playing career at Michigan			

MISCELLANEOUS STATISTICS

CATEGORY	2018-19	2019-20	2020-21	CAREER
Double-Figure Scoring Games	0	11	2	13
Double-Figure Rebounding Games	0	0	0	0
Double-Double Games	0	0	0	0
20-Point Scoring Games	0	1	0	1
Games Led Team in Scoring	0	1	0	1
Games Led Team in Rebounding	0	3	1	4
Games Led Team in Assists	0	1	5	6
Games With 3+ Assists	0	8	5	13
Games With 3+ Blocks	0	0	0	0
Games With 3+ Steals	0	0	1	1
Games With 3+ 3-Pointers	0	2	0	2

CAREER STATISTICS

DEJULIUS, David

				Field Goals		3-Point		F-Throws		Rebounds									Scoring	
SEASON	TEAM	GP-GS	MIN/AVG	FG-FGA	FG%	3FG-FGA	3FG%	FT-FTA	FT%	OFF	DEF	TOT	AVG	PF-FO	AST	TO	BLK	STL	PTS	AVG
2018-19	Mich	25-0	98/3.9	6-30	.200	1-15	.067	1-6	.167	1	11	12	0.5	11-0	5	5	0	5	14	0.6
2019-20	Mich	31-1	647/20.9	75-180	.417	30-83	.361	37-51	.725	7	68	75	2.4	37-0	47	20	1	13	217	7.0
2020-21	UC	7-7	207/29.5	24-62	.387	5-28	.179	10-11	.909	3	28	31	4.4	14-0	30	12	1	5	63	9.0
TOTAL FOR UC		7-7	207/29.5	24-62	.387	5-28	.179	10-11	.909	3	28	31	4.4	14-0	30	12	1	5	63	9.0
TOTAL		63-8	952/15.1	105-272	.386	36-126	.286	48-68	.706	11	107	118	1.9	62-0	82	37	2	23	294	4.7



#0 DAVID DEJULIUS

GUARD • 6-0 • 195 • JUNIOR • TR • DETROIT, MICH. (EAST ENGLISH VILLAGE PREP ACADEMY/MICHIGAN)

GAME-BY-GAME STATISTICS

2020-21 (JUNIOR - CINCINNATI)

#00 DEJULIUS, David

Opponent	Date	GS	MIN	Total		3-Pointers		Free throws		Rebounds			PF	A	T/O	BLK	STL	PTS	AVG	
				FG-FGA	PCT	3FG-3FGA	PCT	FT-FTA	PCT	OFF	DEF	TOT								AVG
Lipscomb	12/02/2020	*	34:24	3-7	.429	2-5	.400	0-0	.000	0	6	6	0	1	4	0	0	0	8	8.0
Xavier	12/06/2020	*	29:17	6-11	.545	0-2	.000	4-4	1.000	1	4	5	5.5	3	6	0	0	1	16	12.0
Furman	12/09/2020	*	30:22	1-5	.200	0-3	.000	5-6	.833	0	9	9	6.7	2	5	3	0	7	10.3	
at Tennessee	12/12/2020	*	33:50	5-17	.294	1-6	.167	0-0	.000	1	3	4	6.0	1	7	2	0	3	11	10.5
South Fla.	12/16/2020	*	24:12	2-5	.400	1-4	.250	0-0	.000	0	1	1	5.0	2	2	0	1	5	9.4	
at Georgia	12/19/2020	*	27:25	3-9	.333	1-5	.200	0-0	.000	0	3	3	4.7	3	1	3	0	1	7	9.0
at UCF	12/22/2020	*	27:16	4-8	.500	0-3	.000	1-1	1.000	1	2	3	4.4	2	5	4	0	9	9.0	
Totals			7 206:46	24-62	.387	5-28	.179	10-11	.909	3	28	31	4.4	14	30	12	1	5	63	9.0

Player Averages

Games Played	Minutes/ game	Points/ game	FG Pct	3FG Pct	FT Pct	Rebounds/ game	Assists/ game	Turnovers/ game	Assist/Turnover ratio	Steals/ game	Blocks/ game
7	29.5	9.0	38.7	17.9	90.9	4.4	4.3	1.7	2.5	0.7	0.1

2019-20 (SOPHOMORE SEASON - MICHIGAN)

#00 DEJULIUS, David

Opponent	Date	GS	MIN	Total		3-Pointers		Free throws		Rebounds			PF	A	T/O	BLK	STL	PTS	AVG
				FG-FGA	PCT	3FG-3FGA	PCT	FT-FTA	PCT	OFF	DEF	TOT							
Appalachian St.	11/05/2019		28:52	0-3	.000	0-1	.000	0-2	.000	0	2	2	2	0	3	0	1	0	0.0
Creighton	11/12/2019		28:24	2-4	.500	1-3	.333	4-4	1.000	0	7	7	4	5	0	1	1	0	9.4
Elon	11/15/2019		25:03	4-6	.667	2-4	.500	0-0	.000	1	7	8	5	7	1	0	2	0	10.6
Houston Baptist	11/22/2019		18:12	4-9	.444	2-4	.500	0-1	.000	1	3	4	5	0	2	2	0	0	7.3
vs Iowa St.	11/27/2019		21:54	5-6	.833	2-3	.667	2-2	1.000	0	3	3	4	8	1	0	1	0	14.8
vs North Carolina	11/28/2019		22:52	5-9	.556	1-3	.333	0-0	.000	0	1	1	4	2	1	2	1	0	11.9
vs Gonzaga	11/29/2019		21:58	3-5	.600	3-5	.600	0-2	.000	0	1	1	3	7	1	1	1	0	9.0
at Louisville	12/03/2019		18:33	0-3	.000	0-2	.000	2-2	1.000	0	3	3	6	1	1	0	0	2	8.1
Iowa	12/06/2019		18:05	1-6	.167	0-2	.000	0-0	.000	0	0	0	3	2	0	3	0	0	2.7
at Illinois	12/11/2019		18:41	3-7	.429	0-1	.000	1-1	1.000	0	2	2	3	1	1	0	0	1	7.4
Oregon	12/14/2019		23:40	5-9	.556	2-5	.400	2-3	.667	0	0	0	2	8	1	0	1	0	21.8
Presbyterian	12/21/2019		22:24	4-8	.500	4-7	.571	0-0	.000	0	1	1	2	7	0	0	0	0	12.8
UMass Lowell	12/29/2019		21:41	1-5	.200	1-3	.333	0-0	.000	0	1	1	2	5	2	1	2	0	3.7
at Michigan St.	01/05/2020		18:29	3-9	.333	0-2	.000	2-2	1.000	1	1	2	2	3	1	1	1	1	8.7
Purdue	01/09/2020		30:51	2-5	.400	0-1	.000	7-10	.700	0	1	1	2	4	1	6	0	0	11.8
at Minnesota	01/12/2020		20:53	2-6	.333	2-4	.500	0-0	.000	0	3	3	2	4	2	0	1	0	6.8
at Iowa	01/17/2020		18:47	5-12	.417	0-3	.000	0-0	.000	0	4	4	2	5	2	4	0	0	10.8
Penn St.	01/22/2020		14:20	0-3	.000	0-1	.000	2-2	1.000	0	1	1	2	4	2	0	1	0	2.8
Illinois	01/25/2020		19:14	3-5	.600	1-2	.500	0-0	.000	0	3	3	2	5	0	0	1	0	7.7
at Nebraska	01/28/2020	*	33:50	1-7	.143	0-2	.000	3-5	.600	0	4	4	2	6	2	3	1	0	5.7
vs Rutgers	02/01/2020		05:59	0-2	.000	0-0	.000	0-0	.000	0	0	0	2	4	1	0	0	0	0.2
Ohio St.	02/04/2020		17:38	2-5	.400	1-2	.500	0-0	.000	0	3	3	2	5	1	2	1	0	5.7
Michigan St.	02/08/2020		16:35	4-10	.400	2-7	.286	0-0	.000	0	1	1	2	4	0	1	0	0	7.3
at Northwestern	02/12/2020		21:27	3-6	.500	1-2	.500	0-0	.000	0	6	6	2	5	1	7	0	0	7.3
Indiana	02/16/2020		20:49	1-2	.500	0-0	.000	0-0	.000	0	1	1	2	5	1	3	0	0	2.7
at Rutgers	02/19/2020		21:14	3-6	.500	1-3	.333	3-4	.750	0	2	2	2	5	2	0	1	0	10.7
at Purdue	02/22/2020		23:45	2-5	.400	1-3	.333	1-2	.500	2	1	3	2	5	0	3	1	0	26.1
Wisconsin	02/27/2020		20:04	1-3	.333	0-0	.000	0-0	.000	0	3	3	2	5	4	0	0	0	2.6
at Ohio St.	03/01/2020		14:03	0-1	.000	0-1	.000	2-2	1.000	1	1	2	2	5	0	2	0	0	26.8
Nebraska	03/05/2020		18:59	0-3	.000	0-1	.000	1-2	.500	1	1	2	2	5	2	1	0	0	16.6
at Maryland	03/08/2020		19:57	6-10	.600	3-6	.500	5-5	1.000	0	1	1	2	4	2	0	0	0	20.7
Totals			1 647:11	75-180	.417	30-83	.361	37-51	.725	7	68	75	2.4	37	47	20	1	13	21.7

Player Averages

Games Played	Minutes/ game	Points/ game	FG Pct	3FG Pct	FT Pct	Rebounds/ game	Assists/ game	Turnovers/ game	Assist/Turnover ratio	Steals/ game	Blocks/ game
31	20.9	7.0	41.7	36.1	72.5	2.4	1.5	0.6	2.4	0.4	0.0

2018-19 (FRESHMAN SEASON - MICHIGAN)

#0 DEJULIUS, David

Opponent	Date	GS	MIN	Total		3-Pointers		Free throws		Rebounds			PF	A	T/O	BLK	STL	PTS	AVG	
				FG-FGA	PCT	3FG-3FGA	PCT	FT-FTA	PCT	OFF	DEF	TOT								
Norfolk St.	11/06/2018		04:26	0-1	.000	0-1	.000	0-0	.000	0	1	1	1	0	1	0	0	0	0.0	
Holy Cross	11/10/2018		00:55	0-0	.000	0-0	.000	0-0	.000	0	0	0	0	0	0	0	0	0	0.0	
at Villanova	11/14/2018		03:20	1-2	.500	1-2	.500	1-2	.500	0	0	0	0	0	3	0	0	0	4	1.3
vs George Washington	11/17/2018		06:00	0-1	.000	0-1	.000	0-0	.000	0	0	0	0	0	3	1	1	0	0	0.0
vs Providence	11/18/2018		03:00	0-1	.000	0-1	.000	0-0	.000	0	0	0	0	0	2	1	0	0	0	0.8
Chattanooga	11/23/2018		06:33	0-3	.000	0-2	.000	0-0	.000	0	0	0	0	0	2	0	1	1	0	0.7
Purdue	12/01/2018		01:16	0-0	.000	0-0	.000	0-0	.000	0	0	0	0	0	1	1	0	0	0	0.6
Air Force	12/22/2018		03:56	0-0	.000	0-0	.000	0-2	.000	0	0	0	0	0	1	0	0	0	0	0.5
Binghamton	12/30/2018		02:12	1-1	1.000	0-0	.000	0-0	.000	0	0	0	0	0	1	0	0	0	1	2.7
Indiana	01/06/2019		00:42	0-0	.000	0-0	.000	0-0	.000	0	0	0	0	0	1	0	0	0	0	0.6
Northwestern	01/13/2019		02:19	0-1	.000	0-0	.000	0-0	.000	0	1	1	0	2	0	0	0	0	1	0.5
at Indiana	01/25/2019		01:28	0-1	.000	0-1	.000	0-0	.000	0	0	0	0	2	0	0	0	0	0	0.5
Ohio St.	01/29/2019		01:21	0-1	.000	0-0	.000	0-0	.000	0	1	1	0	2	0	0	0	0	0	0.5
at Iowa	02/01/2019		04:07	0-1	.000	0-1	.000	0-0	.000	1	0	1	0	3	0	0	0	0	0	0.4
Maryland	02/16/2019		05:45	1-2	.500	0-1	.000	0-0	.000	0	0	0	0	3	0	0	0	0	1	2.5
at Minnesota	02/21/2019		02:57	1-1	1.000	0-0	.000	0-0	.000	0	1	1	0	3	1	0	0	0	2	0.6
Michigan St.	02/24/2019		03:58	0-1	.000	0-0	.000	0-0	.000	0	0	0	0	3	1	0	0	0	0	0.6
Nebraska	02/28/2019		16:19	1-4	.250	0-1	.000	0-1	.000	0	4	4	0	5	2	0	1	0	0	2.7
at Maryland	03/03/2019		06:17	0-1	.000	0-0	.000	0-0	.000	0	1	1	0	5	0	0	0	0	0	0.6
at Michigan St.	03/09/2019		07:09	1-5	.200	0-1	.000	0-1	.000	0	1	1	0	6	1	2	0	0	1	2.7
vs Iowa	03/15/2019		02:49	0-1	.000	0-1	.000	0-0	.000	0	0	0	0	5	0	1	0	0	0	0.7
vs Minnesota	03/16/2019		06:07	0-2	.000	0-2	.000	0-0	.000	0	1	1	0	5	2	0	0	0	0	0.6
vs Montana	03/21/2019		03:24	0-0	.000	0-0	.000	0-0	.000	0	0	0	0	5	0	1	0	0	0	0.6
vs Florida	03/23/2019		00:25	0-0	.000	0-0	.000	0-0	.000	0	0	0	0	5	0	0	0	0	0	0.6
vs Texas Tech	03/28/2019		01:17	0-0	.000	0-0	.000	0-0	.000	0	0	0	0	5	0	0	0	0	0	0.6
Totals			0 98:02	6-30	.200	1-15	.067	1-6	.167	1	11	12	0.5	11	5	5	0	5	14	0.6



#1 ZACH HARVEY

GUARD • 6-5 • 195 • SOPHOMORE • 1L • OVERLAND PARK, KAN. (HAYDEN HS/PROLIFIC PREP ACADEMY [CALIF.]

2020-21 Season (Sophomore): Scored 15 points on 5-of-6 shooting at UCF (12/22) ... tallied seven points with an assist vs. Lipscomb (12/2).

2019-20 Season (Freshman): Played in 26 games as a reserve, averaging 1.8 points, 0.7 rebounds and 0.7 assists in 8.6 minutes ... scored a season-high eight points on 3-of-3 shooting with five rebounds and two steals in 13 minutes against Wichita State (2/23) ... posted six points with four assists in 13 minutes against East Carolina (1/19) ... handed out a team-high four assists against Valparaiso (11/25).

Prior to Cincinnati: Originally reclassified to the 2020 class in September 2018 before reverting to the 2019 class ... as a 2020 prospect, tabbed a four-star prospect by 247Sports.com (No. 48) and Rivals.com (No. 50) ... was listed as the ninth-best shooting guard in the nation for the 2020 class by 247Sports.com ... attended Prolific Prep Academy in Napa, Calif., during the 2018-19 season, averaging 16.5 points, 4.9 assists and 4.8 rebounds through 11 games before an ankle injury sidelined him for the remainder of the year ... The squad posted a 29-7 record, advancing to the semifinals of the Grind Session National Championship ... played on the Under Armour Circuit for KC Run GMC during the 2018 summer, averaging 16.3 points and 3.6 rebounds while shooting 45.7 percent from the floor and 36.7 percent from three-point range ... earned class 4A-II all-state honors from both the Topeka Capital-Journal and Wichita Eagle as a junior after helping lead Hayden High School in Topeka to the state championship in 2017-18 ... averaged 23.1 points and scored a game-high 34 points with six 3-pointers in the state championship game ... participated in the 2016 USA Basketball Junior National Team October minicamp and 2017 USA Basketball Men's U16 National Team training camp.

Personal: Born Feb. 23, 2001 in Kansas City, Kansas ... son of DeCorey Harvey ... has one brother, Noah Jacobson ... uncle, Jeff Dieterich, member of track and field team (threw the javelin) at Kansas ... right-handed.

SEASON & CAREER STATISTICS

2020-21 Season		Career
15 at UCF, 12/22/20	Pts	15 at UCF, 12/22/20
6, 3x (last at UCF, 12/22/20)	FG Atts	6, 3x (last at UCF, 12/22/20)
5 at UCF, 12/22/20	FG Made	5 at UCF, 12/22/20
3, 3x (last at UCF, 12/22/20)	3PT-FG Atts	3, 3x (last at UCF, 12/22/20)
2 at UCF, 12/22/20	3PT-FG Made	2 at UCF, 12/22/20
4 at UCF, 12/22/20	FT Atts	4, 4x (last at UCF, 12/22/20)
3 at UCF, 12/22/20	FT Made	3, 3x (last at UCF, 12/22/20)
3 at UCF, 12/22/20	Rebs	5 vs. Wichita State, 2/23/20
2, 2x (last vs. USF, 12/17/20)	Assts	4, 2x (last vs. ECU, 1/19/20)
1 at Georgia, 12/19/20	Stls	2 vs. Wichita State, 2/23/20
0	Blks	2 vs. Vermont, 12/3/19
23 at UCF, 12/22/20	Mins	27 vs. Valparaiso, 11/25/19

MISCELLANEOUS STATISTICS

CATEGORY	2019-20	2020-21	CAREER
Double-Figure Scoring Games	0	1	1
Double-Figure Rebounding Games	0	0	0
Double-Double Games	0	0	0
20-Point Scoring Games	0	0	0
Games Led Team in Scoring	0	0	0
Games Led Team in Rebounding	0	0	0
Games Led Team in Assists	1	0	1
Games With 3+ Assists	2	0	2
Games With 3+ Blocks	0	0	0
Games With 3+ Steals	0	0	0
Games With 3+ 3-Pointers	0	0	0

GAME-BY-GAME STATISTICS

2020-21 (SOPHOMORE SEASON)

#1 HARVEY, Zach

Opponent	Date	GS	MIN	FG-FGA		3PT-3FGA		FT-FTA		PCT OFF DEF TOT AVG		PF	A	T/O	BLK	STL	PTS	AVG		
Lipscomb	12/02/2020		15:04	3-6	.500	1-3	.333	0-0	.000	1	1	2	2.0	0	1	0	0	7	7.0	
Xavier	12/06/2020		04:28	0-0	.000	0-0	.000	0-0	.000	0	0	0	1.0	0	0	0	0	0	3.5	
Furman	12/09/2020		10:55	0-1	.000	0-0	.000	0-0	.000	0	0	0	0.7	0	0	1	0	0	2.3	
at Tennessee	12/12/2020		20:59	1-4	.250	0-3	.000	0-0	.000	0	1	1	1.0	2	2	0	0	2	2.3	
South Fla.	12/16/2020		15:24	1-2	.500	1-2	.500	0-0	.000	0	0	0	0.6	2	2	1	0	3	2.4	
at Georgia	12/19/2020		13:32	1-6	.167	0-2	.000	0-1	.000	0	0	0	0.5	5	0	2	0	1	2.3	
at UCF	12/22/2020		23:31	5-6	.833	2-3	.667	3-4	.750	1	2	3	0.9	1	0	0	0	15	4.1	
Totals		0	103:53	11-25	.440	4-13	.308	3-5	.600	2	4	6	0.9	10	5	4	0	1	29	4.1

Player Averages

Games Played	Minutes/game	Points/game	FG Pct	3FG Pct	FT Pct	Rebounds/game	Assists/game	Turnovers/game	Assist/Turnover ratio	Steals/game	Blocks/game
7	14.8	4.1	44.0	30.8	60.0	0.9	0.7	0.6	1.3	0.1	0.0

2019-20 (FRESHMAN SEASON)

#23 HARVEY, Zach

Opponent	Date	GS	MIN	Total FG-FGA	PCT	3-Point FG-3FGA	PCT	Free Throws FTT-FTA	PCT	Rebounds OFF DEF TOT AVG	PF	A	T/O	BLK	STL	PTS	AVG			
at Ohio St.	11/06/2019	02:11	0-1	.000	0-0	.000	1-2	.500	1	0	0	1.0	0	0	0	0	1	1.0		
Drake	11/11/2019	14:35	1-4	.250	0-1	.000	0-1	.000	0	0	0	0.5	1	1	0	0	2	1.5		
Alabama A&M	11/14/2019	12:12	1-1	1.000	0-0	.000	2-4	.500	0	2	2	1.0	1	2	0	0	4	2.3		
vs Illinois St.	11/22/2019	03:00	0-0	.000	0-0	.000	0-0	.000	0	0	0	0.8	1	0	0	0	0	1.8		
vs Bowling Green	11/24/2019	10:00	1-2	.500	0-0	.000	1-2	.500	0	0	0	0.6	0	0	1	0	3	2.0		
vs Valparaiso	11/25/2019	27:00	0-0	.000	0-0	.000	3-4	.750	0	1	1	0.7	3	4	2	0	3	2.2		
UNLV	11/30/2019	08:22	0-2	.000	0-0	.000	0-0	.000	0	0	0	0.6	1	1	1	0	0	0.9		
Vermont	12/03/2019	02:31	0-0	.000	0-0	.000	0-0	.000	0	1	1	0.6	1	0	1	2	0	1.6		
Colgate	12/14/2019	02:41	0-2	.000	0-1	.000	0-0	.000	0	0	0	0.6	0	0	1	1	0	1.4		
vs Iowa	12/21/2019	02:07	0-0	.000	0-0	.000	0-0	.000	0	0	0	0.5	2	0	0	0	0	1.3		
UConn	01/01/2020	03:23	0-2	.000	0-1	.000	0-0	.000	1	1	2	0.6	1	0	0	0	1	1.2		
Tulsa	01/08/2020	03:23	0-0	.000	0-0	.000	0-1	.000	0	1	1	0.7	1	0	0	0	0	1.1		
at UCF	01/11/2020	05:25	1-1	1.000	0-0	.000	0-0	.000	0	0	0	0.6	0	0	0	0	2	1.2		
East Carolina	01/19/2020	12:58	1-3	.333	1-2	.500	3-4	.750	0	1	1	0.6	2	4	0	0	1	6	1.5	
at Temple	01/22/2020	00:52	0-0	.000	0-0	.000	0-0	.000	0	0	0	0.6	2	1	0	0	0	1.4		
SMU	01/28/2020	09:43	2-3	.667	1-2	.500	0-0	.000	0	1	1	0.6	3	1	0	0	5	1.6		
Houston	02/01/2020	18:19	1-1	1.000	1-1	1.000	1-2	.500	0	0	0	0.6	2	0	2	0	1	4	1.8	
at Wichita St.	02/06/2020	05:13	0-0	.000	0-0	.000	0-0	.000	0	0	0	0.6	1	0	0	0	0	1.7		
at UConn	02/09/2020	05:33	0-0	.000	0-0	.000	0-0	.000	0	1	1	0.6	1	1	0	0	0	1.6		
at Memphis	02/13/2020	13:47	2-6	.333	0-3	.000	0-1	.000	0	0	0	0.6	1	2	0	0	4	1.7		
at East Carolina	02/16/2020	12:39	1-2	.500	1-1	1.000	0-0	.000	0	0	0	0.5	1	0	1	0	3	1.8		
UCF	02/19/2020	03:47	0-0	.000	0-0	.000	0-0	.000	0	0	0	0.5	2	0	1	0	0	1.7		
Wichita St.	02/23/2020	12:49	3-3	1.000	1-1	1.000	1-1	1.000	0	5	5	0.7	0	0	2	0	2	8	2.0	
at Houston	03/01/2020	16:13	1-2	.500	0-1	.000	1-2	.500	0	1	1	0.7	3	0	0	0	1	3	2.0	
at South Fla.	03/03/2020	11:53	0-3	.000	0-1	.000	0-0	.000	1	0	1	0.7	2	1	2	0	1	0	1.9	
Temple	03/07/2020	05:58	0-2	.000	0-1	.000	0-0	.000	0	0	0	0.7	0	0	0	0	0	1.8		
Totals		0	226:35	15-40	.375	5-16	.313	13-24	.542	3	15	18	0.7	32	18	14	3	9	48	1.8

Player Averages

Games Played	Minutes/game	Points/game	FG Pct	3FG Pct	FT Pct	Rebounds/game	Assists/game	Turnovers/game	Assist/Turnover ratio	Steals/game	Blocks/game
26	8.7	1.8	37.5	31.3	54.2	0.7	0.7	0.5	1.3	0.3	0.1

CAREER STATISTICS

HARVEY, Zach

SEASON	TEAM	GP-GS	MIN/AVG	FG-FGA	FG%	3FG-FGA	3FG%	FT-FTA	FT%	OFF	DEF	TOT	AVG	PF-FO	AST	TO	BLK	STL	PTS	AVG
2019-20	UC	26-0	227/8.7	15-40	.375	5-16	.313	13-24	.542	3	15	18	0.7	32-0	18	14	3	9	48	1.8
2020-21	UC	7-0	104/14.8	11-25	.440	4-13	.308	3-5	.600	2	4	6	0.9	10-1	5	4	0	1	29	4.1
TOTAL		33-0	330/10.0	26-65	.400	9-29	.310	16-29	.552	5	19	24	0.7	42-1	23	18	3	10	77	2.3



#2 KEITH WILLIAMS

GUARD • 6-5 • 215 • SENIOR • 3L • BROOKLYN, N.Y. (BISHOP LOUGHLIN MEMORIAL)

CONFERENCE AWARDS

- » AAC Preseason First Team (2020-21)
- » AAC Weekly Honor Roll (3/9/20)

MOMENTS

- » Posted a career-best 30 points on 12-of-18 shooting with four steals at USF (3/3/20).
- » Scored 23 points with a career-high four 3-pointers against Vermont (12/3/19).
- » Scored a team-best 10 points during UC's second-half rally from 15 points down to No. 21 Houston (2/1/20).
- » Tallied 19 points with a trio of 3-pointers against UCLA (12/19/18).

2020-21 Season (Senior): Registered his first double-double with 19 points and 10 rebounds at UCF (12/22) ... scored a game-high 27 points on 10-of-17 shooting with five rebounds, two steals and two blocks vs. Furman (12/9) ... posted a team-high 18 points with six rebounds and three assists vs. Xavier (12/6).

2019-20 Season (Junior): Started 29 of 30 games, averaging 12.6 points, 4.6 rebounds, 1.2 steals and 0.9 blocks in 28.9 minutes ... shot 43.5 percent (136 of 313) from the field, 34.2 percent (27 of 79) from 3-point range and 79.2 percent (80 of 101) from the free throw line ... ranked among league leaders during AAC games in free throw percentage (fourth at .833), field goal percentage (11th at .437), blocks (tied for 13th at 0.8), steals (15th at 1.3), points (tied for 15th at 12.7) and minutes played (22nd at 29.2) ... earned AAC Weekly Honor Roll accolades after scoring a career-high 30 points on 12-of-18 shooting with four steals during a comeback win at USF (3/3) ... posted a game-best 23 points on 6-of-10 shooting with four 3-pointers against Vermont (12/3) ... pulled down a career-high 11 rebounds against East Carolina (1/19) ... scored 10 of his 12 points during a second-half rally past No. 21 Houston (2/1) ... scored in double figures in 22 games ... led all Bearcats in points in six contests ... recorded eight multi-block games.

2018-19 Season (Sophomore): Played in 35 games with 32 starts, averaging 9.9 points, 3.2 rebounds, 1.1 assists and 1.1 steals in 25.9 minutes ... ranked among AAC leaders in blocks (11th at 0.9) ... scored a career-high 19 points on 8-of-13 shooting with a trio of 3-pointers and four assists against UCLA (12/19) ... posted 16 points on 7-of-14 shooting with four rebounds and two blocks against Xavier (12/8) ... scored 15 points on 5-of-10 shooting with a pair of threes to go with a career-high eight rebounds in 29 minutes at UNLV (12/1) ... tallied a team-high 12 points with six rebounds and three assists, including a pair a game-clinching free throws with four seconds left at UConn (2/24) ... scored 15 points with three blocks and three assists against North Carolina Central (11/13) in his first collegiate start ... scored 10 or more points in 19 games.

2017-18 Season (Freshman): Played in 33 games as a reserve, averaging 3.1 points and 1.2 rebounds in 9.8 minutes ... scored in double figures in each of his first two collegiate games, netting 10 points on 5-of-12 shooting with five rebounds in the season opener with Savannah State (11/10) and 10 points on 5-of-7 shooting against Western Carolina (11/13) ... grabbed a season-high five rebounds against Savannah State (11/10) and Tulane (3/1) ... scored nine points on 4-of-7 shooting in 14 minutes against Arkansas-Pine Bluff (12/19) ... hit a 3-pointer at No. 19 Wichita State (3/4) in the regular-season finale ... knocked in a 3-pointer just prior to the halftime buzzer at UConn (3/3).

Prior to Cincinnati: Named the 2017 All-New York City Player of the Year and Catholic High School Athletic Association (CHSAA) Class AA Most Valuable Player, helping Bishop Loughlin to the Brooklyn/Queens championship game and intersectional semifinals ... averaged 24.2 points and 12.6 rebounds as a senior and 15 points and 4.3 rebounds as a junior ... netted 37 points in a CHSAA Brooklyn/Queens diocesan semifinal double overtime win against Christ the King ... tallied 25 points on 12-of-17 shooting from the field in the 2017 Jordan Brand Classic Regional Boys Game at the Barclays Center ... averaged 15.0 points and 4.3 rebounds while shooting 47.8 percent (96 of 201) from the field and 40.6 percent (28 of 69) from three-point range in 17 games for New Heights, an AAU squad on the 2016 Under Armour Association's 17U summer circuit ... tabbed a four-star prospect by Rivals.com and 247Sports.

SEASON & CAREER STATISTICS

2020-21 Season		Career
27 vs. Furman, 12/10/20	Pts	30 at USF, 3/3/20
17, 2x (last at UCF, 12/22/20)	FG Atts	18 at USF, 3/3/20
10 vs. Furman, 12/10/20	FG Made	12 at USF, 3/3/20
5 vs. Xavier, 12/6/20	3PT-FG Atts	5, 5x (last vs. Xavier (12/6/20)
2, 2x (last at UCF, 12/22/20)	3PT-FG Made	4 vs. Vermont, 12/3/19
12 vs. Furman, 12/10/20	FT Atts	12 vs. Furman, 12/10/20
6 vs. Furman, 12/10/20	FT Made	9, 2x (last vs. UCF, 2/19/20)
10 at UCF, 12/22/20	Rebs	11 vs. ECU, 1/19/20
3 vs. Xavier, 12/6/20	Assts	5, 3x (last at ECU, 2/16/20)
2, 3x (last vs. USF, 12/16/20)	Stls	4, 4x (last at USF, 3/3/20)
2 vs. Furman, 12/10/20	Blks	3, 3x (last at UConn, 2/9/20)
36 vs. Furman, 12/10/20	Mins	46 vs. UCF, 2/19/20

MISCELLANEOUS STATISTICS

CATEGORY	2017-18	2018-19	2019-20	2020-21	CAREER
Double-Figure Scoring Games	2	18	22	5	47
Double-Figure Rebounding Games	0	0	1	1	2
Double-Double Games	0	0	0	1	1
20-Point Scoring Games	0	0	2	1	3
Games Led UC in Scoring	0	3	6	4	13
Games Led UC in Rebounding	0	1	5	1	7
Games Led UC in Assists	0	2	3	0	5
Games With 3+ Assists	0	4	7	1	12
Games With 3+ Blocks	0	2	2	0	4
Games With 3+ Steals	0	5	4	0	9
Games With 3+ 3-Pointers	0	1	1	0	2

Personal: Born July 25, 1998 in Brooklyn, New York ... son of Yvette and Keith Williams Sr. ... has two brothers, Cleyon Carryl and Courtney Tyrell, and a sister, Tuanieha Williams ... right-handed.

CAREER STATISTICS

WILLIAMS, Keith

SEASON	TEAM	GP-GS	MIN/AVG	Field Goals		3-Point		F-Throws		Rebounds				Scoring			
				FG-FGA	FG%	3FG-FGA	3FG%	FT-FTA	FT%	OFF	DEF	TOT	AVG	PF-FO	AST	TO	BLK STL
2017-18	UC	33-0	325/9.8	40-104	.385	4-27	.148	17-32	.531	15	25	40	1.2	23-0	14	27	5 15
2018-19	UC	35-32	904/25.8	130-288	.451	21-76	.276	65-92	.707	46	65	111	3.2	84-1	38	50	31 39
2019-20	UC	30-29	864/28.8	136-313	.435	27-79	.342	80-101	.792	44	95	139	4.6	87-5	47	51	28 37
2020-21	UC	7-7	178/25.4	37-85	.435	7-25	.280	25-38	.658	9	21	30	4.3	22-2	10	16	4 8
TOTAL		105-68	2271/21.6	343-790	.434	59-207	.285	187-263	.711	114	206	320	3.0	216-8	109	144	68 99
																	932 8.9



#2 KEITH WILLIAMS

GUARD • 6-5 • 215 • JUNIOR • 2L • BROOKLYN, N.Y. (BISHOP LOUGHLIN MEMORIAL)

GAME-BY-GAME STATISTICS

2020-21 (SENIOR SEASON)

#2 WILLIAMS, Keith

Opponent	Date	GS	MIN	Total		3-Pointers		Free throws		Rebounds			PF	A	T/O	BLK	STL	PTS	AVG		
				FG-FA	PCT	3FG-3FA	PCT	FT-FTA	PCT	OFF	DEF	TOT								AVG	
Lipscomb	12/02/2020	*	22:09	2-10	.200	0-3	.000	3-6	.500	0	0	0	0.0	3	2	2	0	2	7.0		
Xavier	12/06/2020	*	31:19	6-16	.375	1-5	.200	5-8	.625	0	6	6	3.0	1	3	2	1	0	18.0		
Furman	12/09/2020	*	35:34	10-17	.588	1-3	.333	6-12	.500	2	3	5	3.7	1	1	2	2	27.0			
at Tennessee	12/12/2020	*	15:14	2-5	.400	1-3	.333	1-2	.500	1	0	1	3.0	4	0	2	0	1	6.0		
South Fla.	12/16/2020	*	21:50	6-9	.667	2-4	.500	1-1	1.000	2	3	5	3.4	5	2	3	1	2	15.0		
at Georgia	12/19/2020	*	22:32	5-11	.455	0-4	.000	4-4	1.000	2	1	3	3.3	5	1	2	0	0	14.0		
at UCF	12/22/2020	*	29:30	6-17	.353	2-3	.667	5-5	1.000	2	8	10	4.3	3	1	3	0	1	19.0		
Totals			7	178:08	37-85	.435	7-25	.280	25-38	.658	9	21	30	4.3	22	10	16	4	8	106	15.1

Player Averages

Games Played	Minutes/ game	Points/ game	FG Pct	3FG Pct	FT Pct	Rebounds/ game	Assists/ game	Turnovers/ game	Assist/Turnover ratio	Steals/ game	Blocks/ game
7	25.4	15.1	43.5	28.0	65.8	4.3	1.4	2.3	0.6	1.1	0.6

2018-19 (SOPHOMORE SEASON)

#2 WILLIAMS, Keith

Opponent	Date	GS	MIN	Total FG-FTA	PCT	3-Pointers 3FG-3FGA	PCT	Free throws FT-FTA	PCT	Rebounds OFF DEF TOT	PF	A	T/O	BLK	STL	PTS	AVG				
Ohio St.	11/07/2018		13:13	1-6	.167	0-2	.000	2-2	1.000	1 2 3	3.0	1	0	1	1	1	4.0				
N.C. Central	11/13/2018	*	26:01	7-12	.583	1-2	.500	0-1	.000	3 1 4	3.5	2	3	1	3	2	15.0				
Milwaukee	11/16/2018	*	22:40	3-7	.429	0-2	.000	6-8	.750	1 1 2	3.0	1	1	2	0	1	12.0				
Western Mich.	11/19/2018	*	20:36	4-6	.667	0-0	.000	0-0	.000	3 2 5	3.5	0	0	3	1	4	8.0				
vs George Mason	11/23/2018	*	17:00	3-5	.600	0-1	.000	0-0	.000	1 2 3	3.4	3	0	1	0	2	6.0				
vs Ole Miss	11/24/2018	*	24:00	2-6	.333	2-2	1.000	3-6	.500	2 3 5	3.7	4	0	0	0	0	9.0				
Ark.-Pine Bluff	11/27/2018	*	26:44	6-9	.667	0-1	.000	0-0	.000	1 1 2	3.4	0	2	1	0	1	12.0				
at UNLV	12/01/2018	*	28:30	5-10	.500	2-2	1.000	3-4	.750	4 4 8	4.0	3	0	2	0	0	15.0				
Northern Ky.	12/04/2018	*	22:40	3-9	.333	0-3	.000	4-8	.500	2 2 4	4.0	3	0	2	1	1	10.0				
Xavier	12/08/2018	*	30:45	7-14	.500	0-3	.000	2-2	1.000	1 3 4	4.0	1	0	1	2	0	16.0				
at Mississippi St.	12/15/2018	*	37:00	6-13	.462	1-4	.250	2-6	.333	1 1 2	3.8	4	2	1	2	1	15.0				
UCLA	12/19/2018	*	24:47	8-13	.615	3-4	.750	0-1	.000	0 3 3	3.8	3	4	0	0	0	19.0				
South Carolina St.	12/22/2018	*	10:23	0-1	.000	0-1	.000	1-2	.500	0 1 1	3.5	3	0	1	0	0	1.0				
Tulane	01/02/2019		20:13	4-10	.400	0-2	.000	2-2	1.000	0 0 3	3.2	2	2	1	3	3	10.0				
at East Carolina	01/05/2019	*	34:00	6-12	.500	0-3	.000	1-2	.500	1 2 3	3.3	3	0	2	1	2	13.0				
at Tulsa	01/10/2019	*	32:00	6-11	.545	2-5	.400	0-0	.000	1 3 4	3.3	5	0	2	0	3	14.0				
UConn	01/12/2019	*	31:14	5-7	.714	1-2	.500	1-2	.500	1 1 2	3.2	4	1	0	1	2	12.0				
South Fla.	01/15/2019	*	29:27	4-7	.571	2-2	1.000	1-1	1.000	2 0 2	3.2	3	0	1	2	1	11.0				
at Wichita St.	01/19/2019	*	32:00	5-9	.556	1-2	.500	3-5	.600	1 0 1	3.1	2	0	4	2	0	14.0				
Tulsa	01/24/2019	*	21:35	1-4	.250	0-1	.000	1-2	.500	1 3 4	3.1	2	5	0	0	0	3.0				
at Temple	01/27/2019	*	20:21	2-6	.333	1-2	.500	4-4	1.000	3 2 5	3.2	4	0	2	0	1	9.0				
SMU	02/02/2019	*	28:14	4-7	.571	1-3	.333	4-6	.667	0 3 3	3.2	1	1	2	0	1	13.0				
at Memphis	02/07/2019	*	24:05	3-8	.375	1-2	.500	2-2	1.000	2 1 3	3.2	2	1	1	0	0	9.0				
at Houston	02/10/2019	*	37:05	4-13	.308	0-5	.000	0-0	.000	2 2 4	3.2	2	1	1	1	4	8.0				
Wichita St.	02/17/2019	*	25:27	3-6	.500	0-2	.000	9-10	.900	0 3 3	3.2	1	0	1	1	0	15.0				
UCF	02/21/2019	*	30:33	4-12	.333	2-3	.667	2-2	1.000	0 0 3	3.1	1	1	1	1	0	12.0				
at UConn	02/24/2019	*	25:30	4-9	.444	0-2	.000	4-4	1.000	2 4 6	3.2	4	3	3	1	0	12.0				
at SMU	02/27/2019	*	28:47	2-11	.182	0-4	.000	4-4	1.000	2 3 5	3.3	2	2	0	1	1	8.0				
Memphis	03/02/2019	*	33:48	4-11	.364	0-1	.000	2-4	.500	1 2 3	3.2	2	3	5	1	3	10.0				
at UCF	03/07/2019	*	27:30	2-8	.250	0-2	.000	0-0	.000	2 1 3	3.2	3	1	1	0	1	4.0				
Houston	03/10/2019		20:49	4-6	.667	1-2	.500	0-0	.000	0 1 1	3.2	4	2	2	0	0	9.0				
vs SMU	03/15/2019	*	25:54	1-5	.200	0-1	.000	2-2	1.000	1 0 1	3.1	3	0	1	1	0	4.0				
vs Wichita St.	03/16/2019	*	26:25	3-6	.500	0-1	.000	0-0	.000	1 3 4	3.1	0	2	1	3	2	6.0				
vs Houston	03/17/2019	*	18:52	2-4	.500	0-0	.000	0-0	.000	1 1 2	3.1	3	0	2	2	1	4.0				
vs Iowa	03/22/2019	*	25:51	2-5	.400	0-2	.000	0-0	.000	2 4 6	3.2	3	1	1	0	1	4.0				
Totals			32	903:58	130-288	.451	21-76	.276	65-92	.707	46	65	111	3.2	84	38	50	31	39	346	9.9


Player Averages

Games Played	Minutes/ game	Points/ game	FG Pct	3FG Pct	FT Pct	Rebounds/ game	Assists/ game	Turnovers/ game	Assist/Turnover ratio	Steals/ game	Blocks/ game
35	25.8	9.9	45.1	27.6	70.7	3.2	1.1	1.4	0.8	1.1	0.9

2019-20 (JUNIOR SEASON)

#2 WILLIAMS, Keith

Opponent	Date	GS	MIN	Total		3-Pointers		Free throws		Rebounds			PF	A	T/O	BLK	STL	PTS	AVG
				FG-FA	PCT	3FG-3FGA	PCT	FT-FTA	PCT	OFF	DEF	TOT							
at Ohio St.	11/06/2019	*	28:19	5-10	.500	2-3	.667	1-2	.500	2	0	2	2.0	2	0	3	0	1	13.0
Drake	11/11/2019	*	18:33	1-2	.500	1-1	1.000	5-6	.833	0	3	3	2.5	1	3	1	0	8.0	
Alabama A&M	11/14/2019	*	25:00	4-9	.444	1-3	.333	2-2	1.000	1	3	4	3.0	1	3	2	0	11.0	
vs Illinois St.	11/22/2019	*	22:00	5-8	.625	0-1	.000	2-2	1.000	0	2	2	2.8	3	1	1	1	12.0	
vs Bowling Green	11/24/2019	*	22:00	2-8	.250	0-1	.000	0-0	.000	0	2	2	2.6	5	1	2	1	4.0	
vs Valparaiso	11/25/2019	*	36:00	6-12	.500	0-2	.000	5-6	.833	1	6	7	3.3	4	2	2	1	17.0	
UNLV	11/30/2019	*	33:03	6-15	.400	1-2	.500	1-2	.500	3	5	8	4.0	1	3	0	2	14.0	
Vermont	12/03/2019	*	32:10	6-11	.545	4-4	1.000	7-8	.875	0	5	5	4.1	1	5	0	0	23.0	
at Xavier	12/07/2019	*	32:32	6-14	.429	1-4	.250	2-4	.500	3	6	9	4.7	5	1	2	0	15.0	
Colgate	12/14/2019	*	32:03	6-12	.500	0-3	.000	3-3	1.000	3	4	7	4.9	1	1	4	3	15.0	
Tennessee	12/18/2019	*	32:06	4-9	.444	0-1	.000	3-6	.500	2	3	5	4.9	2	3	4	1	11.0	
vs Iowa	12/21/2019	*	25:44	2-13	.154	0-3	.000	4-6	.667	1	2	3	4.8	5	1	3	1	8.0	
UConn	01/01/2020	*	16:28	1-6	.167	0-0	.000	2-2	1.000	2	2	4	4.7	3	2	2	0	4.0	
at Tulane	01/04/2020	*	33:32	6-13	.462	2-4	.500	4-4	1.000	3	3	6	4.8	5	0	3	1	18.0	
Tulsa	01/08/2020	*	29:41	3-11	.273	2-5	.400	1-2	.500	1	4	5	4.8	0	2	0	0	9.0	
at UCF	01/11/2020	*	34:18	4-10	.400	1-3	.333	7-7	1.000	3	3	6	4.9	1	0	0	1	16.0	
at Memphis	01/16/2020	*	31:55	4-14	.286	2-3	.667	2-2	1.000	3	5	8	5.1	4	2	0	1	12.0	
East Carolina	01/19/2020	*	23:22	3-8	.375	0-2	.000	2-3	.667	3	8	11	5.4	2	0	2	3	8.0	
at Temple	01/22/2020	*	36:23	4-8	.500	1-3	.333	1-1	1.000	1	2	3	5.3	3	2	3	2	10.0	
SMU	01/28/2020	*	20:27	6-10	.600	1-4	.250	0-0	.000	0	3	3	5.2	3	2	1	0	13.0	
Houston	02/01/2020	*	27:04	3-8	.375	0-2	.000	6-8	.750	1	3	4	5.1	3	1	0	1	12.0	
at Wichita St.	02/06/2020	*	30:21	7-11	.636	0-2	.000	3-3	1.000	0	2	2	5.0	2	1	2	1	17.0	
at UConn	02/09/2020	*	35:05	6-15	.400	2-4	.500	0-0	.000	1	2	3	4.9	4	3	1	3	14.0	
Memphis	02/13/2020	*	23:48	5-10	.500	0-2	.000	1-3	.333	1	2	3	4.8	5	1	1	0	11.0	
at East Carolina	02/16/2020	*	34:01	7-14	.500	2-5	.400	1-2	.500	1	3	4	4.8	2	5	3	0	17.0	
UCF	02/19/2020	*	46:13	4-13	.308	0-2	.000	9-10	.900	3	5	8	4.9	3	0	2	0	17.0	
Wichita St.	02/23/2020	*	11:51	0-3	.000	0-1	.000	0-0	.000	0	2	2	4.8	4	0	2	0	0.0	
at Houston	03/01/2020	*	25:27	3-8	.375	1-2	.500	2-2	1.000	2	3	5	4.8	4	0	2	1	9.0	
at South Fla.	03/03/2020	*	35:32	12-18	.667	2-4	.500	4-5	.800	1	2	3	4.7	4	1	1	2	30.0	
Temple	03/07/2020	*	29:09	5-10	.500	1-3	.333	0-0	.000	2	0	2	4.6	4	1	1	0	11.0	
Totals			29	864.6	136-313	.435	27-79	342	80-101	.792	44	95	139.6	48	87	51	28	37	379.0



#3 MIKE SAUNDERS JR.

GUARD • 6-0 • 190 • FRESHMAN • HS • INDIANAPOLIS, IND. (WASATCH ACADEMY)

2020-21 Season (Freshman): Tallied eight points with a team-best four assists against USF (12/16) ... scored six points with a 3-pointer and a steal against No. 12 Tennessee (12/12).

Prior to Cincinnati: Averaged 14.4 points, 3.6 assists and 2.1 steals as a senior at Wasatch Academy (Utah), guiding the Tigers to a 27-2 record and consensus Top 5 national ranking (No. 2 in Ball is Life, No. 3 in MaxPrep' Xcellent 25 and No. 3 by ESPN) ... team featured five seniors who signed Division I scholarships and earned No. 2 seed in GEICO Nationals tournament before the event canceled due to the COVID-19 pandemic ... averaged 11.8 points, 4.3 assists and 2.0 steals as a junior while helping the squad to a 26-4 record and the program's first Top 25 national ranking in 2018-19 ... played two seasons (2016-17, 2017-18) at Lawrence North High School in Indianapolis where his team compiled a 35-17 record during his career ... averaged 10.2 points and 5.0 assists as a sophomore in 2017-18 ... rated as a four-star prospect according to ESPN ... participated in the Stephen Curry SC30 Select Camp in August 2019.

Personal: Born July 19, 2002 in Indianapolis, Indiana ... son of Nicole and Michael Saunders ... has one brother, Jonathan Saunders ... right-handed.

SEASON & CAREER STATISTICS

2020-21 Season		Career
8 vs. USF, 12/16/20	Pts	8 vs. USF, 12/16/20
4 vs. USF, 12/16/20	FG Atts	4 vs. USF, 12/16/20
2 vs. USF, 12/16/20	FG Made	2 vs. USF, 12/16/20
2 at Georgia, 12/19/20	3PT-FG Atts	2 at Georgia, 12/19/20
0	3PT-FG Made	0
4 vs. USF, 12/16/20	FT Atts	4 vs. USF, 12/16/20
4 vs. USF, 12/16/20	FT Made	4 vs. USF, 12/16/20
4 at UCF, 12/22/20	Rebs	4 at UCF, 12/22/20
4 vs. USF, 12/16/20	Assts	4 vs. USF, 12/16/20
1, 4x (last at UCF, 12/22/20)	Stls	1, 4x (last at UCF, 12/22/20)
0	Blks	0
20 at UCF, 12/22/20	Mins	20 at UCF, 12/22/20

MISCELLANEOUS STATISTICS

CATEGORY	2020-21	CAREER
Double-Figure Scoring Games	0	0
Double-Figure Rebounding Games	0	0
Double-Double Games	0	0
20-Point Scoring Games	0	0
Games Led UC in Scoring	0	0
Games Led UC in Rebounding	0	0
Games Led UC in Assists	2	2
Games With 3+ Assists	2	2
Games With 3+ Blocks	0	0
Games With 3+ Steals	0	0
Games With 3+ 3-Pointers	0	0

GAME-BY-GAME STATISTICS

2020-21 (FRESHMAN SEASON)

#3 SAUNDERS JR., Mike

Opponent	Date	GS	MIN	Total		3-Pointers		Free throws		Rebounds		PF	A	T/O	BLK	STL	PTS	AVG	
				FG-FA	PCT	3FG-3FGA	PCT	FT-FTA	PCT	OFF	DEF								TOT
Lipscomb	12/02/2020		03:24	0-0	.000	0-0	.000	0-0	.000	0	0	0	0	0	0	0	0	0.0	
Xavier	12/06/2020		09:36	1-3	.333	0-1	.000	0-0	.000	0	0	0	0	0	1	0	0	2.1	
Furman	12/09/2020		09:38	0-2	.000	0-1	.000	2-2	1.000	0	2	2	0	0	1	0	0	2.1	
at Tennessee	12/12/2020		11:31	1-2	.500	0-0	.000	0-0	.000	0	1	1	0	0	0	0	1	2.5	
South Fla.	12/16/2020		15:48	2-4	.500	0-0	.000	4-4	1.000	0	2	2	1	0	2	4	1	8.2	
at Georgia	12/19/2020		14:28	0-2	.000	0-2	.000	0-2	.000	0	0	0	0	0	3	2	3	1	0.2
at UCF	12/22/2020		20:04	0-3	.000	0-1	.000	2-2	1.000	1	3	4	1.3	2	3	3	0	1	2.3
Totals			0 84:29	4-16	.250	0-5	.000	8-10	.800	1	8	9	1.3	10	9	0	4	16	2.3

Player Averages

Games Played	Minutes/game	Points/game	FG Pct	3FG Pct	FT Pct	Rebounds/game	Assists/game	Turnovers/game	Assist/Turnover ratio	Steals/game	Blocks/game
7	12.1	2.3	25.0	0.0	80.0	1.3	1.4	1.3	1.1	0.6	0.0

CAREER STATISTICS

SAUNDERS JR., Mike

				Field Goals		3-Point		F-Throws		Rebounds										Scoring	
SEASON	TEAM	GP-GS	MIN/AVG	FG-FGA	FG%	3FG-FGA	3FG%	FT-FTA	FT%	OFF	DEF	TOT	AVG	PF	FO	AST	TO	BLK	STL	PTS	AVG
2020-21	UC	7-0	84/12.1	4-16	.250	0-5	.000	8-10	.800	1	8	9	1.3	10-0	10	9	0	4		16	2.3
TOTAL		7-0	84/12.1	4-16	.250	0-5	.000	8-10	.800	1	8	9	1.3	10-0	10	9	0	4		16	2.3



#13 TARI EASON

FORWARD • 6-8 • 215 • FRESHMAN • HS • SEATTLE, WASH. (GARFIELD HS)

2020-21 Season (Freshman): Accounted for 11 points, six rebounds, two assists and two steals in 26 minutes at Georgia (12/19) ... tallied 13 points and a team-best nine rebounds with three assists and two steals against USF (12/16) ... scored eight points on 4-of-7 shooting with two assists and two blocks, playing 24 minutes in his first collegiate start vs. Furman (12/9) ... grabbed a team-best eight rebounds against Xavier (12/6) ... had two points, three rebounds and two blocks in eight minutes against Lipscomb (12/2).

Prior to Cincinnati: Averaged 23.0 points, 8.0 rebounds, 3.0 steals and 1.4 blocks during the 2019-20 season at Garfield High School, helping guide his team to the 3A state championship ... averaged 21 points and 12 rebounds during the three-game tournament run, earning most valuable player accolades ... named Washington's 3A state player of the year by the Associated Press and the Washington Interscholastic Basketball Coaches Association ... tabbed the top prospect in Washington according to Prep Hoops and considered one of the nation's Top 15 forwards by Rivals.com ... rated as a 4-star prospect by Rivals.com and 247Sports.com ... played his junior season at Federal Way High School in Federal Way, Washington, where he led the North Puget Sound League's Olympic Division in rebounding (11.0 per game) while averaging 19.0 points and 2.5 blocks ... helped lead the Eagles to the Class 4A state tournament semifinals.

Personal: Born May 10, 2001 in Portsmouth, Virginia ... son of Teroya Eason ... has three brothers, Tega Eason, Angel Eason and Avante Eason ... right-handed.

SEASON & CAREER STATISTICS

2020-21 Season		Career
13 vs. USF, 12/16/20	Pts	13 vs. USF, 12/16/20
10 at Tennessee, 12/12/20	FG Atts	10 at Tennessee, 12/12/20
5 at Georgia, 12/19/20	FG Made	5 at Georgia, 12/19/20
5 at Tennessee, 12/12/20	3PT-FG Atts	5 at Tennessee, 12/12/20
1, 3x (last at Georgia, 12/19/20)	3PT-FG Made	1, 3x (last at Georgia, 12/19/20)
6 vs. USF, 12/16/20	FT Atts	6 vs. USF, 12/16/20
4 vs. USF, 12/16/20	FT Made	4 vs. USF, 12/16/20
9 vs. USF, 12/16/20	Rebs	9 vs. USF, 12/16/20
3 vs. USF, 12/16/20	Assts	3 vs. USF, 12/16/20
2, 2x (last at Georgia, 12/19/20)	Stls	2, 2x (last at Georgia, 12/19/20)
2, 3x (last at Georgia, 12/19/20)	Blks	2, 3x (last at Georgia, 12/19/20)
26, 2x (last at Georgia, 12/19/20)	Mins	26, 2x (last at Georgia, 12/19/20)

MISCELLANEOUS STATISTICS

CATEGORY	2020-21	CAREER
Double-Figure Scoring Games	2	2
Double-Figure Rebounding Games	0	0
Double-Double Games	0	0
20-Point Scoring Games	0	0
Games Led UC in Scoring	0	0
Games Led UC in Rebounding	4	4
Games Led UC in Assists	1	1
Games With 3+ Assists	0	0
Games With 3+ Blocks	0	0
Games With 3+ Steals	0	0
Games With 3+ 3-Pointers	0	0

GAME-BY-GAME STATISTICS

2020-21 (FRESHMAN SEASON)

#13 EASON, Tari

Opponent	Date	GS	MIN	Total		3-Pointers		Free throws		Rebounds		PF	A	T/O	BLK	STL	PTS	AVG			
				FG-FA	PCT	3FG-3FGA	PCT	FT-FTA	PCT	OFF	DEF								TOT	AVG	
Lipscomb	12/02/2020		07:57	1-3	.333	0-1	.000	0-0	.000	2	1	3	3.0	2	1	4	2	2.0			
Xavier	12/06/2020		14:42	1-5	.200	0-1	.000	0-0	.000	3	5	8	5.5	2	2	1	0	2.2			
Furman	12/09/2020	*	23:53	4-7	.571	0-1	.000	0-0	.000	0	2	2	4.3	2	2	1	2	8.4			
at Tennessee	12/12/2020	*	26:03	3-10	.300	1-5	.200	0-1	.000	2	5	7	5.0	3	0	1	0	7.8			
South Fla.	12/16/2020	*	23:58	4-7	.571	1-2	.500	4-6	.667	5	4	9	5.8	0	3	2	1	213.6			
at Georgia	12/19/2020		26:14	5-7	.714	1-1	1.000	0-1	.000	2	4	6	5.8	1	2	3	2	11.7			
at UCF	12/22/2020	*	09:47	1-1	1.000	0-0	.000	3-4	.750	1	3	4	5.6	5	1	3	0	5.6			
Totals			4	132:34	19-40	.475	3-11	.273	7-12	.583	15	24	39	5.6	15	11	15	7	6	48	6.9

Player Averages

Games Played	Minutes/game	Points/game	FG Pct	3FG Pct	FT Pct	Rebounds/game	Assists/game	Turnovers/game	Assist/Turnover ratio	Steals/game	Blocks/game
7	18.9	6.9	47.5	27.3	58.3	5.6	1.6	2.1	0.7	0.9	1.0

CAREER STATISTICS

EASON, Tari

				Field Goals		3-Point		F-Throws		Rebounds										Scoring	
SEASON	TEAM	GP-GS	MIN/AVG	FG-FGA	FG%	3FG-FGA	3FG%	FT-FTA	FT%	OFF	DEF	TOT	AVG	PF-FO	AST	TO	BLK	STL	PTS	AVG	
2020-21	UC	7-4	133/18.9	19-40	.475	3-11	.273	7-12	.583	15	24	39	5.6	15-1	11	15	7	6	48	6.9	
TOTAL		7-4	133/18.9	19-40	.475	3-11	.273	7-12	.583	15	24	39	5.6	15-1	11	15	7	6	48	6.9	



#20 MAMOUDOU DIARRA

FORWARD • 6-9 • 225 • R-JUNIOR • 2L • BAMAKO, MALI (22 FEET ACADEMY [S.C.])

2020-21 Season (R-Junior): Has returned to team after initial decision to opt out of 2020-21 after season's first three games.

2019-20 Season (R-Sophomore): Played in 28 games as a reserve, averaging 3.0 points and 2.8 rebounds in 10.3 minutes ... shot 55.4 percent (31 of 56) from the field ... shot 71.4 percent (5 of 7) from 3-point range ... scored a season-high 12 points on 4-of-6 shooting with four rebounds and two blocks in a season-high 24 minutes against Temple (3/7) ... tallied eight points with seven rebounds in 19 minutes at USF (3/3) ... posted seven points on 3-of-3 shooting with four rebounds and two blocks against East Carolina (1/19).

2018-19 Season (R-Freshman): Played in 20 games as a reserve, averaging 2.3 points and 1.9 rebounds in 6.9 minutes ... scored a season-high nine points on 4-of-6 shooting with a pair of rebounds and a block in 13 minutes against Arkansas-Pine Bluff (11/27) ... tallied eight points and five rebounds in 12 minutes against South Carolina State (12/22) ... scored six points and grabbed six rebounds in a season-high 15 minutes at UConn (2/24).

2017-18 Season (Redshirt): Played in seven games as a reserve, averaging 2.9 points, 1.9 rebounds and 0.7 blocks in 6.6 minutes ... scored a season-high nine points with six rebounds and a block in a season-high 12 minutes against Western Carolina (11/13) ... netted five points and a three-pointer with three rebounds in nine minutes against Coppin State (11/16) ... recorded a pair of blocks against Alabama State (11/27) ... scored in five of his seven games ... named to the Bearcat Honor Roll during the fall 2017 semester.

Prior to Cincinnati: Helped 22 Feet Academy to a 29-9 record in 2016-17 while earning First Team All-Grind Session accolades and averaging 18.5 points, 10.2 rebounds and 3.2 blocks ... honored as one of 30 campers from 23 countries invited to participate in the NBA's Basketball Without Borders Camp surrounding the 2015 NBA All-Star Game.

Personal: Born Oct. 4, 1997 in Bamako, Mali ... son of Mastan Baha and Salifou Diarra ... has one sister, Kadidia ... his aunt Marietou Diarra played professional basketball in France ... right-handed.

SEASON & CAREER STATISTICS

2020-21 Season		Career
4 vs. Furman, 12/10/20	Pts	12 vs. Temple, 3/7/20
1, 3x (last vs. Furman, 12/10/20)	FG Atts	6, 4x (last vs. Temple, 3/7/20)
1, 2x (last vs. Furman, 12/10/20)	FG Made	4, 2x (last vs. Temple, 3/7/20)
1 vs. Lipscomb, 12/2/20	3PT-FG Atts	2 vs. Temple, 3/7/20
0	3PT-FG Made	1, 7x (last vs. Temple, 3/7/20)
2 vs. Furman, 12/10/20	FT Atts	6 at USF, 3/3/20
2 vs. Furman, 12/10/20	FT Made	4, 2x (last at USF, 3/3/20)
2, 2x (last vs. Furman, 12/10/20)	Rebs	9 vs. Alabama A&M, 11/14/19
2 vs. Xavier, 12/6/20	Assts	2 vs. Xavier, 12/6/20
0	Stls	2, 2x (last at USF, 3/3/20)
0	Blks	2, 4x (last vs. Temple, 3/7/20)
8, 2x (last vs. Furman, 12/10/20)	Mins	24 vs. Temple, 3/7/20

MISCELLANEOUS STATISTICS

CATEGORY	2017-18	2018-19	2019-20	CAREER
Double-Figure Scoring Games	0	0	1	1
Double-Figure Rebounding Games	0	0	0	0
Double-Double Games	0	0	0	0
20-Point Scoring Games	0	0	0	0
Games Led Team in Scoring	0	0	0	0
Games Led Team in Rebounding	0	0	0	0
Games Led Team in Assists	0	0	0	0
Games With 3+ Assists	0	0	0	0
Games With 3+ Blocks	0	0	0	0
Games With 3+ Steals	0	0	0	0
Games With 3+ Three-Pointers	0	0	0	0

CAREER STATISTICS

DIARRA, Mamoudou

				Field Goals		3-Point		F-Throws		Rebounds										Scoring	
SEASON	TEAM	GP-GS	MIN/AVG	FG-FGA	FG%	3FG-FGA	3FG%	FT-FTA	FT%	OFF	DEF	TOT	AVG	PF-FO	AST	TO	BLK	STL	PTS	AVG	
2017-18	UC	7-0	46/6.6	7-20	.350	1-2	.500	5-6	.833	5	8	13	1.9	3-0	2	4	5	1	20	2.9	
2018-19	UC	20-0	139/6.9	17-42	.405	1-2	.500	10-14	.714	11	27	38	1.9	15-0	6	4	8	5	45	2.3	
2019-20	UC	28-0	289/10.3	31-56	.554	5-7	.714	18-29	.621	28	49	77	2.8	39-0	7	20	11	10	85	3.0	
2020-21	UC	3-0	24/7.9	2-3	.667	0-1	.000	2-3	.667	1	4	5	1.7	6-0	3	1	0	0	6	2.0	
TOTAL		58-0	498/8.6	57-121	.471	7-12	.583	35-52	.673	45	88	133	2.3	63-0	18	29	24	16	156	2.7	



#20 MAMOUDOU DIARRA

FORWARD • 6-9 • 225 • R-JUNIOR • 2L • BAMAKO, MALI (22 FEET ACADEMY [S.C.])

GAME-BY-GAME STATISTICS

2020-21 (R-JUNIOR SEASON)

#20 DIARRA, Mamoudou

Opponent	Date	GS	MIN	Total		3-Pointers		Free throws		Rebounds		PF	A	T/O	BLK	STL	PTS	AVG
				FG-FGA	PCT	3FG-3FGA	PCT	FT-FTA	PCT	OFF	DEF							
Lipscomb	12/02/2020		07:12	0-1	.000	0-1	.000	0-0	.000	0	2	2	2.0	4	0	0	0	0.0
Xavier	12/06/2020		08:21	1-1	1.000	0-0	.000	0-1	.000	1	0	1	1.5	1	2	1	0	2.0
Furman	12/09/2020		08:13	1-1	1.000	0-0	.000	2-2	1.000	0	2	2	1.7	1	1	0	0	4.0
Totals		0	23:46	2-3	.667	0-1	.000	2-3	.667	1	4	5	1.7	6	3	1	0	6.0

Player Averages

Games Played	Minutes/ game	Points/ game	FG Pct	3FG Pct	FT Pct	Rebounds/ game	Assists/ game	Turnovers/ game	Assist/Turnover ratio	Steals/ game	Blocks/ game
3	7.9	2.0	66.7	0.0	66.7	1.7	1.0	0.3	3.0	0.0	0.0

2019-20 (R-SOPHOMORE SEASON)

#20 DIARRA, Mamoudou

Opponent	Date	GS	MIN	Total		3-Pointers		Free throws		Rebounds		PF	A	T/O	BLK	STL	PTS	AVG			
				FG-FGA	PCT	3FG-3FGA	PCT	FT-FTA	PCT	OFF	DEF								TOT	AVG	
N.C. Central	11/13/2018	04:11	1-1	1.000	0-0	.000	0-0	.000	0	2	2	2.0	1	0	0	0	2	2.0			
Western Mich.	11/19/2018	12:33	0-2	.000	0-0	.000	2-4	.500	2	4	6	4.0	2	1	0	0	1	2			
vs Ole Miss	11/24/2018	02:00	0-0	.000	0-0	.000	0-0	.000	0	1	1	3.0	0	0	0	0	0	1.3			
Ark.-Pine Bluff	11/27/2018	13:15	4-6	.667	1-1	1.000	0-0	.000	0	2	2	2.8	2	0	0	1	0	9			
UCLA	12/19/2018	05:01	0-2	.000	0-0	.000	0-0	.000	0	1	1	2.4	0	1	0	0	0	2.6			
South Carolina St.	12/22/2018	12:15	3-6	.500	0-1	.000	2-3	.667	1	4	5	2.8	1	0	0	0	0	8			
Tulane	01/02/2019	12:26	2-4	.500	0-0	.000	0-0	.000	2	4	6	3.3	1	1	0	2	1	4			
at Tulsa	01/10/2019	00:00	0-0	.000	0-0	.000	0-0	.000	0	0	0	2.9	0	0	0	0	0	3.1			
South Fla.	01/15/2019	02:49	0-1	.000	0-0	.000	0-0	.000	0	0	0	2.6	0	0	0	0	0	2.8			
at Wichita St.	01/19/2019	01:00	0-0	.000	0-0	.000	0-0	.000	0	0	0	2.3	0	0	0	0	0	2.5			
Tulsa	01/24/2019	10:27	2-5	.400	0-0	.000	0-0	.000	1	0	1	2.2	3	0	0	1	0	4			
at Temple	01/27/2019	02:05	0-0	.000	0-0	.000	0-0	.000	0	0	0	2.0	1	0	0	0	0	2.4			
at Memphis	02/07/2019	02:50	0-1	.000	0-0	.000	0-0	.000	0	2	2	2.0	0	0	0	0	0	2.2			
at UConn	02/24/2019	14:22	2-5	.400	0-0	.000	2-2	1.000	2	4	6	2.3	2	1	2	1	0	6			
at SMU	02/27/2019	04:48	0-0	.000	0-0	.000	0-0	.000	0	1	1	2.2	0	0	0	0	0	1			
at UCF	03/07/2019	14:48	1-3	.333	0-0	.000	1-2	.500	2	1	3	2.3	0	1	0	1	2	3			
Houston	03/10/2019	07:33	1-3	.333	0-0	.000	3-3	1.000	0	1	1	2.2	1	0	0	1	0	5			
vs SMU	03/15/2019	07:49	0-1	.000	0-0	.000	0-0	.000	1	0	1	2.1	0	1	1	0	0	2			
vs Wichita St.	03/16/2019	05:14	1-1	1.000	0-0	.000	0-0	.000	0	0	0	2.0	0	1	1	0	1	2			
vs Iowa	03/22/2019	03:27	0-1	.000	0-0	.000	0-0	.000	0	0	0	1.9	1	0	0	0	0	2.3			
Totals			0	138:53	17-42	.405	1-2	.500	10-14	.714	11	27	38	1.9	15	6	4	8	5	45	2.3

Player Averages

Games Played	Minutes/ game	Points/ game	FG Pct	3FG Pct	FT Pct	Rebounds/ game	Assists/ game	Turnovers/ game	Assist/Turnover ratio	Steals/ game	Blocks/ game
20	6.9	2.3	40.5	50.0	71.4	1.9	0.3	0.2	1.5	0.3	0.4

2018-19 (R-FRESHMAN SEASON)

#20 DIARRA, Mamoudou

Opponent	Date	GS	MIN	Total		3-Pointers		Free throws		Rebounds		PF	A	T/O	BLK	STL	PTS	AVG		
				FG-FA	PCT	3FG-3FGA	PCT	FT-FTA	PCT	OFF	DEF								TOT	
Savannah St.	11/10/2017	00:00	0-0	.000	0-0	.000	0-0	.000	0	0	0	0.0	0	1	0	0	0	0.0		
Western Caro.	11/13/2017	12:00	3-6	.500	0-0	.000	3-4	.750	2	4	6	3.0	1	0	1	0	9	4.5		
Coppin St.	11/16/2017	09:00	1-5	.200	1-2	.500	2-2	1.000	1	2	3	3.0	0	1	1	1	0	5	4.7	
Alabama St.	11/27/2017	08:00	1-4	.250	0-0	.000	0-0	.000	1	1	2	2.8	1	0	0	2	1	2	4.0	
Mississippi St.	12/12/2017	01:00	0-0	.000	0-0	.000	0-0	.000	0	0	0	2.2	0	0	0	0	0	0	3.2	
Ark.-Pine Bluff	12/19/2017	12:00	1-3	.333	0-0	.000	0-0	.000	1	0	1	2.0	1	1	2	1	0	2	3.0	
Memphis	12/31/2017	04:00	1-2	.500	0-0	.000	0-0	.000	0	1	1	1.9	0	0	0	0	0	2	2.9	
Totals		0	46:00	7-20	.350	1-2	.500	5-6	.833	5	8	13	1.9	3	2	4	5	1	20	2.9

Player Averages

Games Played	Minutes/ game	Points/ game	FG Pct	3FG Pct	FT Pct	Rebounds/ game	Assists/ game	Turnovers/ game	Assist/Turnover ratio	Steals/ game	Blocks/ game
7	6.6	2.9	35.0	50.0	83.3	1.9	0.3	0.6	0.5	0.1	0.7



#23 MIKA ADAMS-WOODS

GUARD • 6-3 • 185 • SOPHOMORE • 1L • SYRACUSE, N.Y./BISHOP LUDDEN HS/NEW HAMPTON SCHOOL (N.H.)

2020-21 Season (Sophomore): Posted a career-high 16 points against Lipscomb (12/2).

2019-20 Season (Freshman): Started 19 of 29 games played, averaging 5.0 points, 2.2 rebounds and 1.6 assists in 21.4 minutes ... scored a season-high 14 points with a trio of 3-pointers, three assists and two steals against Memphis (2/13) ... tallied 11 points with four assists in his first collegiate start against No. 21 Tennessee (12/18) ... contributed 10 points on 4-of-4 shooting with a pair of threes at Xavier (12/7) ... registered 10 points on a pair of threes to go with five rebounds against UNLV (11/30) ... scored 10 points and grabbed a season-high six rebounds at East Carolina (2/16) ... handed out a season-high five assists against UConn (1/1) and at UCF (2/19) ... scored in double figures in seven games.

Prior to Cincinnati: Averaged 19.0 points, 6.2 rebounds, 4.5 assists and 1.9 steals while shooting 52.5 percent from three-point range during the 2018-19 season, his second year at New Hampton School (N.H.) ... helped lead the prep school to a runner-up finish at the 2018 NEPSAC AAA Championship while averaging 16.1 points, 5.1 rebounds, 4.2 assists and 1.9 steals ... earned New England Preparatory School Athletic Council (NEPSAC) Class AAA first-team honors each of the past two seasons at the New Hampton School ... rated as the No. 10 prospect in New England by the New England Recruiting Report and the No. 2 player in the state. He was also the No. 34 point guard nationally according to Rivals.com ... spent three seasons at Bishop Ludden High School in Syracuse, N.Y., where he scored over 1,200 points. He averaged 19.8 points as a junior in 2016-17 while earning first-team All-Central New York honors.

Personal: Born Feb. 23, 2000 in Syracuse, New York ... son of Porsche and Carzel ... Guardian is Victoria Woods ... has one brother, Joseph and one sister, Myeisha ... left-handed.

SEASON & CAREER STATISTICS

2020-21 Season		Career
16 vs. Lipscomb, 12/2/20	Pts	16 vs. Lipscomb, 12/2/20
14 vs. Lipscomb, 12/2/20	FG Atts	14 vs. Lipscomb, 12/2/20
6 vs. Lipscomb, 12/2/20	FG Made	6 vs. Lipscomb, 12/2/20
5, 2x (last at Georgia, 12/19/20)	3PT-FG Atts	7 vs. Memphis, 2/13/20
1, 5x (last at UCF, 12/22/20)	3PT-FG Made	3 vs. Memphis, 2/13/20
4 vs. Furman, 12/10/20	FT Atts	4, 6x (last vs. Furman, 12/10/20)
4 vs. Furman, 12/10/20	FT Made	4, 4x (last vs. Furman, 12/10/20)
3, 2x (last at UCF, 12/22/20)	Rebs	6 at ECU, 2/16/20
3 vs. Xavier, 12/6/20	Assts	5, 2x (last at UCF, 1/11/20)
2, 2x (last at Georgia, 12/19/20)	Stls	2, 7x (last at Georgia, 12/19/20)
1, 2x (last at Georgia, 12/19/20)	Blks	2 vs. SMU, 1/28/20
33 vs. Lipscomb, 12/2/20	Mins	40 at ECU, 2/16/20

MISCELLANEOUS STATISTICS

CATEGORY	2019-20	2020-21	CAREER
Double-Figure Scoring Games	7	1	8
Double-Figure Rebounding Games	0	0	0
Double-Double Games	0	0	0
20-Point Scoring Games	0	0	0
Games Led Team in Scoring	0	1	1
Games Led Team in Rebounding	0	0	0
Games Led Team in Assists	2	1	3
Games With 3+ Assists	7	1	8
Games With 3+ Blocks	0	0	0
Games With 3+ Steals	0	0	0
Games With 3+ 3-Pointers	1	0	1

GAME-BY-GAME STATISTICS

2020-21 (SOPHOMORE SEASON)

#23 ADAMS-WOODS, Mika

Opponent	Date	GS	MIN	Total		3-Pointers		Free throws		Rebounds		PF	A	T/O	BLK	STL	PTS	AVG	
				FG-FA	PCT	3FG-3FA	PCT	FT-FTA	PCT	OFF	DEF								TOT
Lipscomb	12/02/2020	*	33:15	6-14	.429	1-5	.200	3-3	1.000	1	2	3	3	0	1	2	16	16.0	
Xavier	12/06/2020	*	30:42	2-8	.250	0-2	.000	1-2	.500	0	1	1	2	0	1	2	5	10.5	
Furman	12/09/2020	*	26:39	1-3	.333	1-1	1.000	4-4	1.000	0	1	1	1	7	4	0	7	9.3	
at Tennessee	12/12/2020	*	27:29	3-6	.500	1-2	.500	1-1	1.000	0	1	1	1	2	0	1	8	9.0	
South Fla.	12/16/2020	*	27:21	2-7	.286	1-3	.333	0-0	.000	0	0	0	1	2	0	0	5	8.2	
at Georgia	12/19/2020	*	26:09	3-13	.231	0-5	.000	2-2	1.000	0	2	2	1	2	0	1	8	8.2	
at UCF	12/22/2020	*	28:57	3-6	.500	1-4	.250	2-2	1.000	3	0	3	1	3	0	0	9	8.3	
Totals		7	200:32	20-57	.351	5-22	.227	13-14	.929	4	7	11	1.6	12	11	7	2	58	8.3

Player Averages

Games Played	Minutes/ game	Points/ game	FG Pct	3FG Pct	FT Pct	Rebounds/ game	Assists/ game	Turnovers/ game	Assist/Turnover ratio	Steals/ game	Blocks/ game
7	28.6	8.3	35.1	22.7	92.9	1.6	1.6	1.0	1.6	0.7	0.3

2019-20 (FRESHMAN SEASON)

#3 ADAMS-WOODS, Mika

Opponent	Date	GS	MIN	Total FG-FGA	PCT	3-PTG-3FGA	PCT	Free throws FT-FTA	PCT	Rebounds OFF DEF TOT	PF	A	T/O	BLK	STL	PTS	AVG					
Drake	11/12/2019		13:32	1-3	.333	0-0	.000	0-0	.000	0	5	5	0	0	0	1	2	2.0				
Alabama A&M	11/14/2019		13:30	1-3	.333	1-2	.500	2-2	1.000	0	1	1	3	0	1	4	0	5	3.5			
vs Illinois St.	11/22/2019		13:00	0-0	.000	0-0	.000	0-1	.000	0	1	1	2	3	1	0	3	0	2.3			
vs Bowling Green	11/24/2019		04:00	0-1	.000	0-0	.000	0-0	.000	0	0	0	1	8	0	0	0	0	1.8			
vs Valparaiso	11/25/2019		18:00	4-6	.667	1-2	.500	1-1	1.000	0	1	1	1	6	2	0	2	0	1	10	3.4	
UNLV	11/30/2019		28:39	4-6	.667	2-4	.500	0-1	.000	0	5	5	2	2	4	1	1	1	0	10	4.5	
Vermont	12/03/2019		17:38	1-2	.500	0-0	.000	4-4	1.000	0	3	3	2	3	1	2	1	0	1	6	4.7	
at Xavier	12/07/2019		21:08	4-4	1.000	2-2	1.000	0-0	.000	0	3	3	2	4	1	0	2	0	0	10	5.4	
Colgate	12/14/2019		24:24	2-5	.400	2-4	.500	2-2	1.000	0	1	1	2	2	0	1	0	0	0	8	5.7	
Tennessee	12/18/2019	*	31:23	3-6	.500	1-3	.333	4-4	1.000	0	3	3	2	3	1	4	0	0	0	11	6.2	
vs Iowa	12/21/2019	*	22:38	3-5	.600	2-3	.667	2-2	1.000	0	5	5	2	5	4	1	0	0	2	10	6.5	
UConn	01/01/2020	*	26:50	1-3	.333	1-2	.500	1-2	.500	0	3	3	2	6	2	5	2	0	0	4	6.3	
at Tulane	01/04/2020	*	13:42	1-4	.250	0-3	.000	0-0	.000	0	1	1	2	5	0	1	0	0	0	2	6.0	
Tulsa	01/08/2020	*	13:41	0-1	.000	0-1	.000	0-0	.000	0	1	1	2	4	0	1	0	0	0	5.6		
at UCF	01/11/2020	*	20:00	1-2	.500	1-2	.500	0-0	.000	0	1	1	2	3	1	5	0	0	1	3	5.4	
at Memphis	01/16/2020	*	26:09	1-4	.250	0-3	.000	0-0	.000	0	1	1	2	2	3	2	2	0	2	2	5.2	
East Carolina	01/19/2020	*	18:09	1-2	.500	1-2	.500	0-0	.000	1	2	3	2	2	4	0	1	1	1	3	5.1	
at Temple	01/22/2020	*	22:12	1-4	.250	1-4	.250	0-0	.000	0	2	2	2	2	1	1	1	0	0	3	4.9	
SMU	01/28/2020	*	21:47	0-2	.000	0-1	.000	0-0	.000	0	1	1	2	2	0	1	1	2	2	0	4.7	
Houston	02/01/2020	*	23:09	1-4	.250	0-2	.000	0-0	.000	0	1	1	2	1	2	1	0	0	0	2	4.6	
at Wichita St.	02/06/2020	*	17:51	2-4	.500	0-0	.000	0-0	.000	0	0	0	2	0	2	2	0	0	0	4	4.5	
at UConn	02/09/2020	*	20:34	1-1	1.000	1-1	1.000	0-0	.000	0	3	3	2	0	4	0	2	0	0	3	4.5	
Memphis	02/13/2020	*	35:57	4-10	.400	3-7	.429	3-4	.750	1	3	4	2	1	3	0	1	2	1	14	4.9	
at East Carolina	02/16/2020	*	39:44	4-9	.444	1-3	.333	1-2	.500	3	3	6	2	3	4	3	1	2	0	10	5.1	
UCF	02/19/2020	*	21:44	1-3	.333	0-1	.000	2-2	1.000	0	0	0	2	2	4	2	2	0	0	4	5.0	
Wichita St.	02/23/2020	*	28:33	3-7	.429	0-1	.000	1-2	.500	3	2	5	2	3	0	0	0	0	0	7	5.1	
at Houston	03/01/2020	*	29:29	1-4	.250	1-2	.500	3-4	.750	0	2	2	3	1	0	1	0	1	0	6	5.1	
at South Fla.	03/03/2020	*	23:16	0-1	.000	0-1	.000	4-4	1.000	0	1	1	2	3	2	1	1	0	0	4	5.1	
Temple	03/07/2020		17:57	1-4	.250	1-3	.333	0-2	.000	0	1	1	2	2	1	2	0	1	0	3	5.0	
Totals			19	622:36	.427	47-110	.427	22-59	.373	30-39	.769	8	56	64	2.2	57	45	31	8	17	146	5.0

Player Averages

Games Played	Minutes/ game	Points/ game	FG Pct	3FG Pct	FT Pct	Rebounds/ game	Assists/ game	Turnovers/ game	Assist/Turnover ratio	Steals/ game	Blocks/ game
29	21.5	5.0	42.7	37.3	76.9	2.2	1.6	1.1	1.5	0.6	0.3

CAREER STATISTICS

ADAMS-WOODS, Mika

				Field Goals		3-Point		F-Throws		Rebounds				Scoring			
SEASON	TEAM	GP-GS	MIN/AVG	FG-FGA	FG%	3FG-FGA	3FG%	FT-FTA	FT%	OFF	DEF	TOT	AVG	PF-FO	AST	TOT	AVG
2019-20	UC	29-19	623/21.5	47-110	.427	22-59	.373	30-39	.769	8	56	64	2.2	57-1	45	31	5.0
2020-21	UC	7-7	201/28.6	20-57	.351	5-22	.227	13-14	.929	4	7	11	1.6	12-0	11	7	8.3
TOTAL		36-26	823/22.9	67-167	.401	27-81	.333	43-53	.811	12	63	75	2.1	69-1	56	38	5.7



#24 JEREMIAH DAVENPORT

GUARD • 6-7 • 205 • SOPHOMORE • 1L • CINCINNATI, OHIO (MOELLER HS/HARGRAVE MILITARY ACADEMY)

2019-20 Season (Sophomore): Scored a team-high 18 points with six rebounds at Georgia (12/19) ... poured in 14 points with four 3-pointers at No. 12 Tennessee (12/12) ... scored eight points with a pair of threes against Furman (12/9) ... hit a pair of threes against Xavier (12/6) ... handed out four assists to go with four points and two steals in 14 minutes against Lipscomb (12/2).

2019-20 Season (Freshman): Played in 18 games as a reserve, averaging 1.9 points and 1.0 rebounds in 6.8 minutes ... underwent season-ending knee surgery on Mar. 2 ... shot 76.5 percent (13 of 17) from the free throw line ... scored a season-high eight points in 12 minutes against Memphis (2/13) ... posted seven points and a season-best six rebounds in a season-high 16 minutes against Bowling Green (11/25) ... tallied six points in 12 minutes against Alabama A&M (11/14).

Prior to Cincinnati: Averaged 16.5 points, 7.4 rebounds and 2.1 steals while shooting 42 percent from three-point range at Hargrave Military Academy (Chatham, Va.) ... helped guide the Tigers to a 35-3 overall mark last season while earning most valuable player honors at the Legacy Nissan Classic and National Prep Showcase ... averaged 15.7 points, 6.2 rebounds and 2.1 assists and shooting 59 percent from the field as a senior at Moeller in 2017-18 ... earned Greater Cincinnati Boys Basketball Player of the Year accolades, Greater Catholic League South Co-Player of the Year honors and was named an Ohio Division I Boys Basketball Third-Team selection by the Ohio Prep Sportswriters Association ... helped lead the Crusaders to consecutive state championship game appearances as a junior and senior, winning the title in 2017-18 ... Moeller posted a 55-4 mark with Davenport playing varsity as a junior and senior, including a 27-3 record in 2017-18.

Personal: Born Sept. 24, 1999 in Cincinnati, Ohio ... son of Sheila and Darren Davenport ... has two brothers, Michael and Joshua, and three sisters Gabrielle, Naomi and Deborah ... comes from a basketball family, mother (Morehead State) and father (Alcorn State), along with brothers, Michael (St. Bonaventure, 2008-12) and Joshua (Winthrop, 2013-17) and sister, Naomi (West Virginia, 2017-19) all played NCAA Division I basketball ... right-handed.

SEASON & CAREER STATISTICS

2020-21 Season		Career
18 at Georgia, 12/19/20	Pts	18 at Georgia, 12/19/20
13 at Georgia, 12/19/20	FG Atts	13 at Georgia, 12/19/20
6 at Georgia, 12/19/20	FG Made	6 at Georgia, 12/19/20
7 at Tennessee, 12/12/20	3PT-FG Atts	7 at Tennessee, 12/12/20
4 at Tennessee, 12/12/20	3PT-FG Made	4 at Tennessee, 12/12/20
6 at Georgia, 12/19/20	FT Atts	6, 2x (last at Georgia, 12/19/20)
5 at Georgia, 12/19/20	FT Made	5, 2x (last at Georgia, 12/19/20)
6, 2x (last at UCF, 12/22/20)	Rebs	6, 3x (last at UCF, 12/22/20)
4 vs. Lipscomb, 12/2/20	Assts	4 vs. Lipscomb, 12/2/20
2 vs. Lipscomb, 12/2/20	Stls	2 vs. Lipscomb, 12/2/20
1 at Georgia, 12/19/20	Blks	1 at Georgia, 12/19/20
26, 2x (last vs. USF, 12/16/20)	Mins	26, 2x (last vs. USF, 12/16/20)

MISCELLANEOUS STATISTICS

CATEGORY	2019-20	2020-21	CAREER
Double-Figure Scoring Games	0	2	2
Double-Figure Rebounding Games	0	0	0
Double-Double Games	0	0	0
20-Point Scoring Games	0	0	0
Games Led Team in Scoring	0	2	2
Games Led Team in Rebounding	0	1	1
Games Led Team in Assists	0	1	1
Games With 3+ Assists	0	1	1
Games With 3+ Blocks	0	0	0
Games With 3+ Steals	0	0	0
Games With 3+ 3-Pointers	0	1	1

GAME-BY-GAME STATISTICS

2020-21 (SOPHOMORE SEASON)

#24 DAVENPORT, Jeremiah

Opponent	Date	GS	MIN	Total		3-Pointers		Free throws		Rebounds			PF	A	T/O	BLK	STL	PTS	AVG	
				FG-FGA	PCT	3FG-3FGA	PCT	FT-FTA	PCT	OFF	DEF	TOT								AVG
Lipscomb	12/02/2020		14:05	2-3	.667	0-1	.000	0-0	.000	0	2	2	2.0	0	4	2	2	4	4.0	
Xavier	12/06/2020		16:35	2-6	.333	2-4	.500	0-0	.000	1	0	1	1.5	3	0	1	0	6	5.0	
Furman	12/09/2020		15:43	3-4	.750	2-3	.667	0-0	.000	1	0	1	1.3	2	2	2	0	1	8	6.0
at Tennessee	12/12/2020		25:59	5-8	.625	4-7	.571	0-1	.000	0	2	2	1.5	3	0	0	1	14	8.0	
South Fla.	12/16/2020		25:41	2-7	.286	0-3	.000	0-0	.000	1	1	2	1.6	2	0	1	1	4	7.2	
at Georgia	12/19/2020		23:53	6-13	.462	1-6	.167	5-6	.833	5	1	6	2.3	2	0	4	1	1	18	9.0
at UCF	12/22/2020		24:06	2-5	.400	0-1	.000	3-5	.600	1	5	6	2.9	1	2	2	0	7	8.7	
Totals			0 146:02	22-46	.478	9-25	.360	8-12	.667	9	11	20	2.9	13	8	12	1	61	8.7	

Player Averages

Games Played	Minutes/game	Points/game	FG Pct	3FG Pct	FT Pct	Rebounds/game	Assists/game	Turnovers/game	Assist/Turnover ratio	Steals/game	Blocks/game
7	20.9	8.7	47.8	36.0	66.7	2.9	1.1	1.7	0.7	0.9	0.1

2019-20 (FRESHMAN SEASON)

#1 DAVENPORT, Jeremiah

Opponent	Date	GS	MIN	Total		3-Pointers		Free throws		Rebounds		PF	A	T/O	BLK	STL	PTS	AVG		
				FG-FGA	PCT	3FG-3FGA	PCT	FT-FTA	PCT	OFF	DEF								TOT	AVG
at Ohio St.	11/06/2019		04:22	0-0	.000	0-0	.000	3-3	1.000	1	1	2	2.0	4	0	0	3	3.0		
Drake	11/11/2019		07:16	0-2	.000	0-1	.000	0-0	.000	0	2	2	2.0	0	0	0	0	1.5		
Alabama A&M	11/14/2019		12:24	2-4	.500	1-1	1.000	1-3	.333	2	1	3	2.3	0	0	1	6	3.0		
vs Illinois St.	11/22/2019		07:00	0-1	.000	0-1	.000	0-0	.000	0	1	1	2.0	0	0	1	0	2.3		
vs Bowling Green	11/24/2019		16:00	1-3	.333	0-0	.000	5-6	.833	3	3	6	2.8	4	0	2	0	7	3.2	
vs Valparaiso	11/25/2019		10:00	1-2	.500	0-0	.000	0-0	.000	0	1	1	2.5	2	1	0	1	2	3.0	
UNLV	11/30/2019		07:12	1-1	1.000	0-0	.000	0-0	.000	0	0	0	2.1	0	0	0	1	2	3.0	
Vermont	12/03/2019		03:54	0-1	.000	0-1	.000	0-0	.000	0	1	1	2.0	4	0	1	0	0	2.5	
at Xavier	12/07/2019		03:55	0-0	.000	0-0	.000	0-0	.000	0	0	1	1.8	0	0	0	0	0	2.2	
Colgate	12/14/2019		06:49	0-2	.000	0-1	.000	0-0	.000	0	0	0	1.6	0	0	1	0	0	2.0	
at Tulane	01/04/2020		04:17	1-2	.500	1-2	.500	0-0	.000	0	0	1	1.5	1	0	0	0	3	2.1	
Tulsa	01/08/2020		08:17	0-2	.000	0-2	.000	0-0	.000	0	0	1	3	0	0	1	0	0	1.9	
East Carolina	01/19/2020		05:10	0-1	.000	0-1	.000	2-2	1.000	0	0	1	2	0	0	1	0	1	2.9	
SMU	01/28/2020		01:27	0-0	.000	0-0	.000	0-0	.000	0	1	1	1.2	0	0	0	0	0	1.8	
Memphis	02/13/2020		11:27	3-7	.429	0-4	.000	2-3	.667	0	1	1	1.2	1	1	1	0	1	8	2.2
at East Carolina	02/16/2020		03:04	0-0	.000	0-0	.000	0-0	.000	0	0	0	1.1	1	0	2	0	0	2.1	
UCF	02/19/2020		08:14	1-2	.500	0-0	.000	0-0	.000	0	0	1	1.1	1	0	0	1	2	2.1	
Wichita St.	02/23/2020		03:19	0-0	.000	0-0	.000	0-0	.000	0	0	0	1.0	0	0	0	0	0	1.9	
Totals			0 124:07	10-30	.333	2-14	.143	13-17	.765	6	12	18	1.0	18	2	11	0	6	35	1.9

Player Averages

Games Played	Minutes/game	Points/game	FG Pct	3FG Pct	FT Pct	Rebounds/game	Assists/game	Turnovers/game	Assist/Turnover ratio	Steals/game	Blocks/game
18	6.9	1.9	33.3	14.3	76.5	1.0	0.1	0.6	0.2	0.3	0.0

CAREER STATISTICS

DAVENPORT, Jeremiah

				Field Goals		3-Point		F-Throws		Rebounds										Scoring	
SEASON	TEAM	GP-GS	MIN/AVG	FG-FGA	FG%	3FG-FGA	3FG%	FT-FTA	FT%	OFF	DEF	TOT	AVG	PF-FO	AST	TO	BLK	STL	PTS	AVG	
2019-20	UC	18-0	124/6.9	10-30	.333	2-14	.143	13-17	.765	6	12	18	1.0	18-0	2	11	0	6	35	1.9	
2020-21	UC	7-0	146/20.9	22-46	.478	9-25	.360	8-12	.667	9	11	20	2.9	13-0	8	12	1	6	61	8.7	
TOTAL		25-0	270/10.8	32-76	.421	11-39	.282	21-29	.724	15	23	38	1.5	31-0	10	23	1	12	96	3.8	



#25 RAPOLAS IVANAUSKAS

FORWARD • 6-10 • 235 • GRADUATE • TR • BARRINGTON, ILL. (BREWSTER ACADEMY/NORTHWESTERN/COLGATE)

CONFERENCE AWARDS

- » Patriot League Player of the Year (2019)
- » Patriot League First Team (2019)
- » Patriot League Second Team (2020)
- » Patriot League All-Tournament Team (2019, 2020)
- » Patriot League Player of the Week (4x: 2/11/19; 2/25/19; 3/4/19; 12/16/19)

OTHER HONORS

- » Honorable Mention All-American - AP (2019)
- » Riley Wallace Award for Best D-I Transfer (2019)
- » Lou Henson Midseason List (2019, 2020)
- » Colgate Athletics Player of the Year (2019)

MOMENTS

- » Scored a career-high 33 points with 10 rebounds and five assists at Lehigh (2/4/19).
- » Posted 30 points on 12-of-18 shooting with 12 rebounds vs. Nazareth (11/13/18).

2020-21 Season (Graduate Transfer): Played in seven games with three starts before deciding to opt out of 2020-21 season ... notched 10 points with six rebounds against Xavier (12/6) ... posted 11 points with six rebounds in his Bearcat debut vs. Lipscomb (12/2).

Prior to Cincinnati: Played the 2018-19 and 2019-20 seasons at Colgate after beginning his collegiate career at Northwestern where he saw limited action due to injury ... earned Patriot League Second Team accolades for the Raiders as a senior in 2019-20 last season, averaging 13.1 points, 7.6 rebounds and 2.1 assists while shooting 43.2 percent from the field ... poured in 21 points with nine rebounds against the Bearcats in a 67-66 Colgate win on Dec. 14, 2019 at Fifth Third Arena ... Received the Riley Wallace award for the nation's top Division I transfer as well as being named an Associated Press honorable mention All-American and the Patriot League Player of the Year as a junior at Colgate (2018-19), averaging averaged 15.9 points, 7.8 rebounds and 1.6 assists while shooting 51.8 percent from the field and 43.4 percent from 3-point range ... sat out his freshman season at Northwestern (2016-17) as a redshirt and played in three games during his second season (2017-18) with the program before undergoing season-ending shoulder surgery ... ranked as the 89th-best recruit in the nation in the Class of 2016 by Rivals.com and was rated as a four-star recruit by 247Sports.com and Rivals.com ... rated as the No. 5 recruit in the state of Illinois by ESPN.com coming out of Brewster Academy in New Hampshire ... played his first three seasons of prep basketball at Barrington High School in Illinois where he earned Mid-Suburban West Conference Player of the Year accolades and All-State Second Team honors while averaging 18 points and 8.3 rebounds as a junior.

Personal: Born Feb. 15, 1998 in Kaunas, Lithuania ... son of Tomas and Gintare Ivanauskas ... father played college basketball at UMass Lowell and professionally in Lithuania ... cousin, Deividas Dulkys, played professionally in Turkey, Spain and Italy ... has one brother, Mykolas Ivanauskas ... right-handed.

SEASON & CAREER STATISTICS

2020-21 Season

11 vs. Lipscomb, 12/2/20	Pts	33 at Lehigh, 2/4/19#
9, 2x (last vs. Xavier, 12/6/20)	FG Atts	18, 5x (last vs. Lafayette, 1/29/20)#
5 vs. Lipscomb, 12/2/20	FG Made	12 vs. Nazareth, 11/14/18#
6 vs. Xavier, 12/6/20	3PT-FG Atts	8 vs. NJIT, 11/6/19#
2 vs. Xavier, 12/6/20	3PT-FG Made	4, 2x (last vs. Navy, 2/23/19)#
2, 2x (last at Tennessee, 12/12/20)	FT Atts	11 vs. Boston, 2/2/19#
2 at Tennessee, 12/12/20	FT Made	9 vs. Boston, 2/2/19#
6, 4x (last at Georgia, 12/19/20)	Rebs	13, 2x (last vs. CSUN, 11/24/19)#
2 vs. Furman, 12/10/20	Assts	6, 2x (last at Green Bay, 11/26/19)#
3 at Georgia, 12/19/20	Stls	3, 2x (last at Georgia, 12/19/20)
0	Blks	3 vs. Bucknell, 2/19/19#
26 vs. Lipscomb, 12/2/20	Mins	38 at Loyola (Md.), 1/26/19#

- Statistics from playing career at Colgate

MISCELLANEOUS STATISTICS

CATEGORY	2017-18	2018-19	2019-20	2020-21	CAREER
Double-Figure Scoring Games	0	27	25	1	53
Double-Figure Rebounding Games	0	12	10	0	22
Double-Double Games	0	10	7	0	17
20-Point Scoring Games	0	11	4	0	15
Games Led Team in Scoring	0	11	9	0	20
Games Led Team in Rebounding	0	21	11	1	33
Games Led Team in Assists	0	3	3	0	6
Games With 3+ Assists	0	7	12	0	19
Games With 3+ Blocks	0	1	0	0	1
Games With 3+ Steals	0	1	0	1	2
Games With 3+ Three-Pointers	0	4	1	0	5

CAREER STATISTICS

IVANAUSKAS, Rapolas

SEASON	TEAM	GP-GS		MIN/AVG	Field Goals		3-Point		F-Throws		Rebounds				Scoring				
		GP	GS		FG-FGA	FG%	3FG-FGA	3FG%	FT-FTA	FT%	OFF	DEF	TOT	AVG	PF-FO	AST	TO	BLK	STL
2017-18	NU	3	0	11/3.7	0-2	.000	0-0	.000	0-0	.000	0	3	3	1.0	5-0	0	0	0	0
2018-19	Colg	35	35	1056/30.2	207-400	.518	43-99	.434	101-130	.777	64	209	273	7.8	103-3	56	86	21	19
2019-20	Colg	34	34	989/29.1	178-412	.432	31-118	.263	59-97	.608	61	198	259	7.6	96-2	71	82	18	21
2020-21	UC	7	3	150/21.4	18-38	.474	4-17	.235	4-6	.667	4	31	35	5.0	19-0	2	15	0	5
TOTAL FOR UC		7	3	150/21.4	18-38	.474	4-17	.235	4-6	.667	4	31	35	5.0	19-0	2	15	0	5
TOTAL		79	72	2206/27.9	403-852	.473	78-234	.333	164-233	.704	129	441	570	7.2	223-5	129	183	39	45



#25 RAPOLAS IVANAUSKAS

FORWARD • 6-10 • 235 • GRADUATE • TR • BARRINGTON, ILL. (BREWSTER ACADEMY/NORTHWESTERN/COLGATE)

GAME-BY-GAME STATISTICS

2020-21 (GRADUATE SEASON - CINCINNATI)

#25 IVANAUSKAS, Rapolas

Opponent	Date	GS	MIN	FG-FGA	PCT	3FG-3FGA	PCT	FT-FTA	PCT	OFF	DEF	TOT	AVG	PF	A	T/O	BLK	STL	PTS	AVG
Lipscomb	12/02/2020	*	25:35	5-9	.556	0-1	.000	1-1	1.000	2	4	6	6.0	1	0	0	0	11	11.0	
Xavier	12/06/2020	*	23:21	4-9	.444	2-6	.333	0-0	.000	0	6	6	6.0	3	0	1	0	10	10.5	
Furman	12/09/2020	*	19:45	3-4	.750	0-1	.000	1-2	.500	0	4	4	5.3	4	2	3	0	7	9.3	
at Tennessee	12/12/2020	*	22:52	0-4	.000	0-2	.000	2-2	1.000	2	4	6	5.5	3	0	5	0	0	2	7.5
South Fla.	12/16/2020	*	20:09	2-3	.667	1-2	.500	0-0	.000	0	4	4	5.2	2	0	5	0	0	5	7.0
at Georgia	12/19/2020	*	20:09	2-4	.500	1-3	.333	0-0	.000	0	6	6	5.3	2	0	1	0	3	5	6.7
at UCF	12/22/2020	*	18:03	2-5	.400	0-2	.000	0-1	.000	0	3	3	5.0	4	0	0	1	4	6.3	
Totals			3 149:53	18-38	.474	4-17	.235	4-6	.667	4	31	35	5.0	19	2	15	0	5	44	6.3

Player Averages

Games Played	Minutes/game	Points/game	FG Pct	3FG Pct	FT Pct	Rebounds/game	Assists/game	Turnovers/game	Assist/Turnover ratio	Steals/game	Blocks/game
7	21.4	6.3	47.4	23.5	66.7	5.0	0.3	2.1	0.1	0.7	0.0

2018-19 (JUNIOR SEASON - COLGATE)

#25 IVANAUSKAS, Rapolas

Opponent	Date	GS	MIN	FG-FGA	PCT	3FG-3FGA	PCT	FT-FTA	PCT	OFF	DEF	TOT	AVG	PF	A	T/O	BLK	STL	PTS	AVG
at NJIT	11/06/2018	*	25:00	6-10	.600	2-3	.667	2-2	1.000	4	9	13	13.0	4	1	4	2	0	16	16.0
at Monmouth	11/09/2018	*	35:36	8-12	.667	2-6	.333	4-4	1.000	5	5	10	11.5	4	2	5	0	1	22	19.0
at Cornell	11/11/2018	*	26:00	4-11	.364	1-1	1.000	0-0	.000	1	10	11	11.3	3	0	2	0	1	9	15.7
Nazareth	11/14/2018	*	27:51	12-18	.667	1-2	.500	5-5	1.000	4	8	12	11.5	2	1	0	1	1	30	19.3
Binghamton	11/19/2018	*	30:28	6-11	.545	0-0	.000	5-8	.625	0	12	12	11.6	3	1	3	0	0	17	18.8
at Syracuse	11/21/2018	*	31:00	2-9	.222	1-5	.200	0-0	.000	0	5	5	10.5	4	3	3	0	1	5	16.5
at Siena	11/24/2018	*	32:00	6-12	.500	0-2	.000	4-4	1.000	3	8	11	10.6	3	1	1	0	0	16	16.4
at South Fla.	11/30/2018	*	35:00	3-11	.273	2-5	.400	6-9	.667	2	5	7	10.1	0	3	4	0	2	14	16.1
at FGCU	12/02/2018	*	32:00	4-10	.400	1-2	.500	6-8	.750	2	6	10	10.1	2	2	0	0	2	15	16.0
at Columbia	12/05/2018	*	32:00	4-11	.364	1-2	.500	0-0	.000	3	6	9	10.0	2	2	1	1	1	9	15.3
at Penn St.	12/08/2018	*	30:00	7-13	.538	0-1	.000	0-0	.000	0	4	4	9.5	5	4	1	0	0	14	15.2
Marist	12/15/2018	*	33:19	4-8	.500	1-3	.333	0-0	.000	3	9	12	9.7	4	2	6	2	0	9	14.7
at Pittsburgh	12/29/2018	*	32:00	2-6	.333	0-1	.000	1-2	.500	1	8	9	9.6	4	2	2	0	0	5	13.9
at Navy	01/03/2019	*	24:00	5-10	.500	0-2	.000	0-1	.000	2	6	8	9.5	4	1	3	0	0	10	13.6
American	01/06/2019	*	30:51	2-8	.250	0-2	.000	2-3	.667	1	4	5	9.2	2	1	0	0	0	6	13.1
at Bucknell	01/09/2019	*	29:19	7-12	.583	1-2	.500	5-6	.833	3	3	6	9.0	5	0	3	2	1	20	13.6
at Lehigh	01/12/2019	*	31:52	10-15	.667	1-2	.500	2-3	.667	3	4	7	8.9	1	1	1	0	0	23	14.1
at Army West Point	01/16/2019	*	31:00	6-11	.545	4-6	.667	1-1	1.000	1	4	5	8.7	3	2	4	1	0	17	14.3
at Boston U.	01/19/2019	*	30:00	6-12	.500	0-1	.000	5-6	.833	4	6	10	8.7	2	1	2	0	0	17	14.4
Lafayette	01/23/2019	*	26:38	6-14	.429	1-4	.250	0-0	.000	0	2	2	8.4	3	1	4	0	1	13	14.4
at Loyola Maryland	01/26/2019	*	38:00	6-10	.600	1-2	.500	3-3	1.000	0	12	12	8.6	5	3	4	0	0	16	14.4
Army West Point	01/30/2019	*	24:01	3-6	.500	0-2	.000	0-0	.000	1	4	5	8.4	4	0	2	1	0	6	14.0
Boston U.	02/02/2019	*	35:40	7-13	.538	1-5	.200	9-11	.818	2	6	8	8.4	4	0	3	0	0	24	14.5
at Lehigh	02/04/2019	*	33:00	11-18	.611	3-4	.750	8-9	.889	3	7	10	8.5	1	5	2	1	1	33	15.3
Loyola Maryland	02/09/2019	*	35:44	7-14	.500	2-3	.667	8-9	.889	2	8	10	8.5	3	0	3	1	1	24	15.6
at Holy Cross	02/13/2019	*	23:00	5-8	.625	1-1	1.000	0-3	.000	1	4	5	8.4	3	0	5	1	0	11	15.4
at American	02/16/2019	*	35:00	7-13	.538	2-3	.667	3-4	.750	1	4	5	8.3	1	2	0	2	0	19	15.6
Bucknell	02/19/2019	*	32:09	8-15	.533	2-3	.667	3-6	.500	2	4	6	8.2	2	2	2	3	3	21	15.8
Navy	02/23/2019	*	28:25	8-15	.533	4-7	.571	0-0	.000	0	8	8	8.2	3	4	1	2	0	20	15.9
Holy Cross	02/27/2019	*	33:04	10-13	.769	3-3	1.000	5-6	.833	3	5	8	8.2	1	3	2	0	0	28	16.3
at Lafayette	03/02/2019	*	31:00	5-13	.385	1-4	.250	4-4	1.000	1	4	5	8.1	5	2	1	0	0	15	16.3
Boston U.	03/07/2019	*	32:52	7-11	.636	0-2	.000	4-4	1.000	2	6	8	8.1	3	1	4	1	0	18	16.3
Navy	03/10/2019	*	27:47	8-11	.727	2-3	.667	4-5	.800	1	3	4	7.9	3	1	4	0	0	22	16.5
Bucknell	03/13/2019	*	24:47	5-12	.417	2-5	.400	2-4	.500	3	5	8	7.9	4	0	2	0	1	14	16.4
vs Tennessee	03/22/2019	*	15:46	0-4	.000	0-0	.000	0-0	.000	0	3	3	7.8	1	1	2	0	0	0	15.9
Totals			35 1056:09	207-400	.518	43-99	.434	101-130	.777	64	209	273	7.8	103	56	86	21	19	558	15.9

Player Averages

Games Played	Minutes/game	Points/game	FG Pct	3FG Pct	FT Pct	Rebounds/game	Assists/game	Turnovers/game	Assist/Turnover ratio	Steals/game	Blocks/game
35	30.2	15.9	51.8	43.4	77.7	7.8	1.6	2.5	0.7	0.5	0.6

2019-20 (SENIOR SEASON - COLGATE)

#25 IVANAUSKAS, Rapolas

Opponent	Date	GS	MIN	Total		3-Pointers		Free throws		Rebounds				PF	A	T/O	BLK	STL	PTS	AVG	
				FG-FGA	PCT	3FG-3FGA	PCT	FT-FTA	PCT	OFF	DEF	TOT	AVG								
NJIT	11/06/2019	*	29:30	8-18	.444	2-8	.250	6-7	.857	1	7	8	8.0	4	3	3	0	1	24	24.0	
at Clemson	11/10/2019	*	37:15	6-13	.462	1-5	.200	1-1	1.000	2	3	5	6.5	5	3	3	1	0	14	19.0	
at Syracuse	11/13/2019	*	31:29	2-10	.200	0-3	.000	1-3	.333	4	5	9	7.3	3	6	3	2	0	5	14.3	
at Auburn	11/18/2019	*	28:42	6-17	.353	0-4	.000	0-1	.000	1	3	4	6.5	4	3	3	0	0	12	13.8	
SUNY Cortland	11/21/2019	*	19:49	8-9	.889	0-1	.000	2-3	.667	1	4	5	6.2	4	3	2	0	0	18	14.6	
vs CSUN	11/24/2019	*	34:47	4-11	.364	2-6	.333	6-8	.750	5	8	13	7.3	2	2	2	0	1	16	14.8	
at Green Bay	11/26/2019	*	32:39	4-8	.500	0-2	.000	1-1	1.000	0	10	10	7.7	2	6	3	0	0	9	14.0	
Siena	11/29/2019	*	33:52	1-6	.167	0-3	.000	2-2	1.000	1	6	7	7.6	3	1	3	2	1	4	12.8	
at Binghamton	12/04/2019	*	33:01	5-13	.385	2-4	.500	1-1	1.000	0	8	8	7.7	4	2	4	2	0	13	12.8	
at Niagara	12/08/2019	*	35:36	4-14	.286	2-7	.286	1-2	.500	0	9	9	7.8	2	1	4	0	1	11	12.6	
Cornell	12/11/2019	*	17:53	2-10	.200	1-4	.250	4-4	1.000	1	2	3	7.4	4	0	2	2	2	9	12.3	
at Cincinnati	12/14/2019	*	33:59	10-17	.588	1-5	.200	0-0	.000	1	8	9	7.5	3	0	4	1	0	21	13.0	
Columbia	12/22/2019	*	16:52	4-7	.571	1-2	.500	2-3	.667	0	4	4	7.2	4	1	3	0	1	11	12.8	
American	01/02/2020	*	29:41	5-12	.417	2-5	.400	2-3	.667	2	10	12	7.6	2	2	3	0	1	14	12.9	
at Army West Point	01/06/2020	*	29:50	6-16	.375	1-6	.167	0-0	.000	1	9	10	7.7	1	1	1	0	2	13	12.9	
Loyola Maryland	01/08/2020	*	26:57	5-11	.455	2-5	.400	3-3	1.000	0	9	9	7.8	3	2	2	0	0	15	13.1	
at Navy	01/11/2020	*	28:00	7-13	.538	2-3	.667	0-0	.000	2	3	5	7.6	3	0	2	0	0	16	13.2	
at Lafayette	01/15/2020	*	30:33	6-12	.500	0-2	.000	0-0	.000	1	3	4	7.4	0	3	0	0	1	12	13.2	
Boston U.	01/18/2020	*	27:17	5-10	.500	0-2	.000	0-2	.000	0	4	4	7.3	4	2	3	1	0	10	13.0	
Bucknell	01/20/2020	*	32:07	3-8	.375	0-1	.000	0-4	.000	2	6	8	7.3	4	2	6	0	0	6	12.7	
at American	01/25/2020	*	23:42	6-18	.333	2-7	.286	3-5	.600	4	6	10	7.4	5	0	1	0	1	17	12.9	
Lafayette	01/29/2020	*	34:03	9-18	.500	3-5	.600	4-6	.667	3	7	10	7.5	3	4	2	0	2	25	13.4	
at Holy Cross	02/01/2020	*	29:19	4-13	.308	0-2	.000	0-1	.000	2	6	8	7.6	2	2	3	1	0	8	13.2	
at Lehigh	02/05/2020	*	21:16	3-11	.273	1-2	.500	1-3	.333	4	3	7	7.5	3	2	4	1	2	8	13.0	
Navy	02/08/2020	*	30:34	6-13	.462	0-2	.000	0-1	.000	0	6	6	7.5	4	1	3	0	1	12	12.9	
at Boston U.	02/10/2020	*	20:00	5-9	.556	0-0	.000	5-6	.833	0	1	1	7.2	3	1	4	2	0	15	13.0	
at Loyola Maryland	02/16/2020	*	32:00	6-16	.375	2-5	.400	4-4	.000	5	7	12	7.4	2	2	1	0	1	14	13.0	
Lehigh	02/19/2020	*	33:29	7-16	.438	3-8	.000	1-2	.500	2	7	9	7.5	1	3	0	1	1	15	13.1	
Holy Cross	02/23/2020	*	27:21	5-9	.556	1-1	1.000	5-6	.833	0	6	6	7.4	3	3	2	1	0	16	13.2	
at Holy Cross	02/26/2020	*	28:21	4-9	.444	0-2	.000	1-1	1.000	1	9	10	7.6	1	2	2	0	0	12	12.9	
Army West Point	02/29/2020	*	28:54	4-11	.364	0-2	.000	1-1	1.000	4	7	11	7.6	1	2	2	0	1	9	12.9	
at American	03/05/2020	*	30:27	8-15	.533	1-3	.333	3-5	.600	2	5	7	7.6	0	3	1	0	0	20	13.2	
Lafayette	03/08/2020	*	21:58	5-7	.714	2-3	.667	0-0	.000	3	2	5	7.5	4	3	2	0	0	12	13.1	
Boston U.	03/11/2020	*	32:20	6-16	.375	0-3	.000	1-4	.250	6	5	5	11.6	7.2	2	2	0	0	13	13.1	
Totals			34	988:41	178-412	432	31-118	.263	59-97	.608	61	198	259	7.6	96	71	82	18	21	446	13.1



#30 VIKTOR LAKHIN

FORWARD • 6-11 • 228 • FRESHMAN • HS • ANAPA, RUSSIA/CSKA-2

Prior to Cincinnati: Averaged 9.8 points and 7.0 rebounds while shooting 47.2 percent from the field at the 2019 FIBA Under 18 European Championship where he helped guide the Russians to a sixth-place finish ... saw four seasons of play as a member of the CSKA-2 Moscow club team ... averaged 12.0 points, 5.9 rebounds and 1.4 blocks while shooting 47.2 percent from the field in 12 games as a junior playing in the U-21 Youth Championship.

Personal: Born July 30, 2001 in Anapa, Russia ... son of Olga and Alexander Lakhim ... has two brothers, Alexander and Vasilii ... right-handed.

SEASON & CAREER STATISTICS		
2020-21 Season		Career
0	Pts	0
0	FG Atts	0
0	FG Made	0
0	3PT-FG Atts	0
0	3PT-FG Made	0
0	FT Atts	0
0	FT Made	0
0	Rebs	0
0	Assts	0
0	Stls	0
0	Blks	0
0	Mins	0

MISCELLANEOUS STATISTICS		
CATEGORY	2020-21	CAREER
Double-Figure Scoring Games	0	0
Double-Figure Rebounding Games	0	0
Double-Double Games	0	0
20-Point Scoring Games	0	0
Games Led UC in Scoring	0	0
Games Led UC in Rebounding	0	0
Games Led UC in Assists	0	0
Games With 3+ Assists	0	0
Games With 3+ Blocks	0	0
Games With 3+ Steals	0	0
Games With 3+ 3-Pointers	0	0

GAME-BY-GAME STATISTICS		
2020-21 (FRESHMAN SEASON)		

CAREER STATISTICS



#31 SAM MARTIN

GUARD • 5-10 • 170 • SENIOR • 3L • CINCINNATI, OHIO (SUMMIT COUNTRY DAY)

2019-20 Season (Junior): Played in two games as a walk-on reserve, averaging one minute without recording any statistics.

2018-19 Season (Sophomore): Played in six games as a walk-on reserve, averaging 0.8 points and 0.5 assists in 2.2 minutes ... scored a career-high five points with an assist in five minutes against UAPB (11/27) ... named to the Bearcats Academic Honor Roll and Dean's List during the 2018 fall semester and the Bearcats Academic Honor Roll during the 2019 spring semester ... tabbed to The American's All-Academic Team.

2017-18 Season (Freshman): Played in 10 games as a walk-on reserve, averaging 0.2 points, 0.2 assists and 0.1 rebounds in 1.9 minutes ... collected his first collegiate points with a pair of free throws in two minutes against Richmond (11/21) ... named to the Bearcats Academic Honor Roll and Dean's List during the 2017 fall semester.

Prior to Cincinnati: Averaged 15.4 points, 3.0 rebounds, 2.8 assists and 2.4 steals as a senior at Summit Country Day ... helped guide the Silver Knights to a 26-1 record and regional championship appearance in 2016-17 ... named an Associated Press Division III second team all-state selection as a senior ... chosen Miami Valley Conference Player of the Year and earned league first team accolades as a junior and senior ... helped lead Summit Country Day to a pair of soccer state titles as a junior and senior, combining for a 42-4-1 record ... named all-midwest region, all-state first team and all-southwest Ohio first team selection as a senior ... set records during 2016 for most goals in a state championship game, most goals in a state semifinal game and most goals and most points in the city ... played basketball for his father, Scott, at St. Xavier HS as a freshman and sophomore.

Personal: Born Nov. 16, 1998 in Cincinnati, Ohio ... son of Carrie and Scott Martin ... has two sisters, Rachel and Lily ... his father, Scott, played basketball at Rollins College (1988-91) ... right-handed.

GAME-BY-GAME STATISTICS

2020-21 (SENIOR SEASON)

SEASON & CAREER STATISTICS

2020-21 SEASON

	Pts	5 vs. Arkansas-Pine Bluff, 11/27/18
0	FG Atts	2, 2x (last vs. Ark.-Pine Bluff, 11/27/18)
0	FG Made	2 vs. Arkansas-Pine Bluff, 11/27/18
0	3PT-FG Atts	1, 2x (last vs. UCF, 2/6/18)
0	3PT-FG Made	0
0	FT Atts	2 vs. Richmond, 11/21/17
0	FT Made	2 vs. Richmond, 11/21/17
0	Rebs	1 vs. Temple, 1/24/18
0	Assts	2 vs. Memphis, 12/31/17
0	Stls	0
0	Blks	0
0	Mins	5 vs. Arkansas-Pine Bluff, 11/27/18

GAME-BY-GAME STATISTICS (CONTINUED...)

2019-20 (JUNIOR SEASON)

#31 MARTIN, Sam

Opponent	Date	GS	MIN	FG-FGA	PCT	3FG-3FGA	PCT	FT-FTA	PCT	OFF	DEF	TOT	AVG	PF	A	T/O	BLK	STL	PTS	AVG
Drake	11/11/2019	00:35	0-0	.000	0-0	.000	0-0	.000	0-0	0	0	0	0.0	0	0	0	0	0	0	0.0
Alabama A&M	11/14/2019	00:45	0-0	.000	0-0	.000	0-0	.000	0-0	0	0	0	0.0	0	0	0	0	0	0	0.0
Totals		0	01:20	0-0	.000	0-0	.000	0-0	.000	0	0	0	0.0	0	0	0	0	0	0	0.0

Player Averages

Games Played	Minutes/game	Points/game	FG Pct	3FG Pct	FT Pct	Rebounds/game	Assists/game	Turnovers/game	Assist/Turnover ratio	Steals/game	Blocks/game
2	0.7	0.0	0.0	0.0	0.0	0.0	0.0	0.0	0.0	0.0	0.0

2018-19 (SOPHOMORE SEASON)

#31 MARTIN, Sam

Opponent	Date	GS	MIN	FG-FGA	PCT	3FG-3FGA	PCT	FT-FTA	PCT	OFF	DEF	TOT	AVG	PF	A	T/O	BLK	STL	PTS	AVG
vs Ole Miss	11/24/2018	00:00	0-0	.000	0-0	.000	0-0	.000	0-0	0	0	0	0.0	0	0	0	0	0	0	0.0
Ark.-Pine Bluff	11/27/2018	04:37	2-2	1.000	0-0	.000	1-1	1.000	0	0	0	0	0.0	0	1	0	0	0	5	2.5
Northern Ky.	12/04/2018	01:03	0-0	.000	0-0	.000	0-0	.000	0-0	0	0	0	0.0	0	0	0	0	0	0	0.0
Xavier	12/08/2018	00:47	0-0	.000	0-0	.000	0-0	.000	0-0	0	0	0	0.0	0	0	0	0	0	0	0.0
UCLA	12/19/2018	02:41	0-0	.000	0-0	.000	0-0	.000	0-0	0	0	0	0.0	2	1	0	0	0	0	0.0
Tulane	01/02/2019	01:40	0-0	.000	0-0	.000	0-0	.000	0-0	0	0	0	0.0	0	1	0	0	0	0	0.0
Tulsa	01/24/2019	00:46	0-0	.000	0-0	.000	0-0	.000	0-0	0	0	0	0.0	0	0	0	0	0	0	0.0
Totals		0	11:34	2-2	1.000	0-0	.000	1-1	1.000	0	0	0	0.0	2	3	0	0	0	5	0.7

Player Averages

Games Played	Minutes/game	Points/game	FG Pct	3FG Pct	FT Pct	Rebounds/game	Assists/game	Turnovers/game	Assist/Turnover ratio	Steals/game	Blocks/game
7	1.7	0.7	100.0	0.0	100.0	0.0	0.4	0.0	3.0	0.0	0.0

2017-18 (FRESHMAN SEASON)

#31 MARTIN, Sam

Opponent	Date	GS	MIN	FG-FGA	PCT	3FG-3FGA	PCT	FT-FTA	PCT	OFF	DEF	TOT	AVG	PF	A	T/O	BLK	STL	PTS	AVG
Savannah St.	11/10/2017	01:00	0-0	.000	0-0	.000	0-0	.000	0-0	0	0	0	0.0	0	0	0	0	0	0	0.0
Western Caro.	11/13/2017	01:00	0-0	.000	0-0	.000	0-0	.000	0-0	0	0	0	0.0	0	0	0	0	0	0	0.0
Coppin St.	11/16/2017	01:00	0-0	.000	0-0	.000	0-0	.000	0-0	0	0	0	0.0	0	0	0	0	0	0	0.0
vs Richmond	11/21/2017	02:00	0-0	.000	0-0	.000	2-2	1.000	0	0	0	0	0.0	2	0	0	0	0	2	0.5
vs Wyoming	11/22/2017	01:00	0-0	.000	0-0	.000	0-0	.000	0-0	0	0	0	0.0	1	0	0	0	0	0	0.0
Alabama St.	11/27/2017	01:00	0-0	.000	0-0	.000	0-0	.000	0-0	0	0	0	0.0	0	0	0	0	0	0	0.0
Ark.-Pine Bluff	12/19/2017	02:00	0-1	.000	0-1	.000	0-0	.000	0-0	0	0	0	0.0	0	1	0	0	0	0	0.0
Memphis	12/31/2017	02:00	0-0	.000	0-0	.000	0-0	.000	0-0	0	0	0	0.0	1	2	0	0	0	0	0.0
Temple	01/24/2018	04:00	0-2	.000	0-0	.000	0-0	.000	0-0	1	1	0	0.0	1	0	0	0	0	0	0.0
UCF	02/06/2018	04:00	0-1	.000	0-1	.000	0-0	.000	0-0	0	0	0	0.0	0	0	0	0	0	0	0.0
Totals		0	19:00	0-5	.000	0-2	.000	2-2	1.000	0	1	1	0.1	5	2	0	0	0	2	0.2

Player Averages

Games Played	Minutes/game	Points/game	FG Pct	3FG Pct	FT Pct	Rebounds/game	Assists/game	Turnovers/game	Assist/Turnover ratio	Steals/game	Blocks/game
10	1.9	0.2	0.0	0.0	100.0	0.1	0.2	0.2	1.0	0.0	0.0

CAREER STATISTICS

MARTIN, Sam

SEASON	TEAM	GP-GS	MIN/AVG	FG-FGA	FG%	3FG-FGA	3FG%	FT-FTA	FT%	OFF	DEF	TOT	AVG	PF-FO	AST	TO	BLK	STL	PTS	AVG
2017-18	UC	10-0	19/1.9	0-5	.000	0-2	.000	2-2	1.000	0	1	1	0.1	5-0	2	2	0	0	2	0.2
2018-19	UC	7-0	12/1.7	2-2	1.000	0-0	.000	1-1	1.000	0	0	0	0.0	2-0	3	0	0	0	5	0.7
2019-20	UC	2-0	1/0.7	0-0	.000	0-0	.000	0-0	.000	0	0	0	0.0	0-0	0	0	0	0	0	0.0
TOTAL		19-0	32/1.7	2-7	.286	0-2	.000	3-3	1.000	0	1	1	0.1	7-0	5	2	0	0	7	0.4



#33 CHRIS VOGT

CENTER • 7-1 • 260 • SENIOR • 1L • MAYFIELD, KY. (GRAVES COUNTY HS/NORTHERN KENTUCKY)

CONFERENCE AWARDS

- » AAC Preseason Second Team (2020-21)
- » AAC Weekly Honor Roll (12/2/19)

MOMENTS

- » Recorded a career-high 21 points against Valparaiso (11/25/19) and Tulane (1/4/20).
- » Posted a double-double with 20 points and 14 rebounds vs. Green Bay (1/24/19).
- » Tallied 16 points on 7-of-10 shooting with seven rebounds against Detroit Mercy (3/6/19).

2020-21 Season (Senior): Scored 13 points with four rebounds and three assists against USF (12/16) ... tallied eight points, five rebounds and a career-high four assists in 19 minutes vs. Furman (12/9) ... scored eight of his 12 points in the final 7:50 against Lipscomb (12/2), finishing with a game-high seven rebounds and three blocks.

2019-20 Season (Junior): Started 29 of 30 games, averaging 11.0 points, 5.9 rebounds and 1.6 blocks while shooting 64.8 percent (136 of 210) from the field in 28.5 minutes ... ranked among AAC leaders in field goal percentage (first at .648), blocks (fifth at 1.6), offensive rebounds (seventh at 2.6), rebounds (16th at 5.9) and points (tied for 25th at 11.0) for the season ... named to the AAC Weekly Honor Roll after scoring 21 points on 9-of-11 shooting with seven rebounds against Valparaiso (11/25) ... matched his career high, scoring 21 points on 9-of-11 shooting at Tulane (1/4) ... registered three double-doubles with 12 points and 11 rebounds against Tulsa (1/8), 13 points and a season-high 13 rebounds against Illinois State (11/22) and 18 points and 10 rebounds against Alabama A&M (11/14) ... averaged 4.53 field goals, just below the 5.0 average required to be listed in national and school records ... if he averaged 5.0 field goals, Vogt's .648 field goal percentage would have ranked fourth in the nation for the 2019-20 season and first in school history for a single season ... shot 50 percent or better from the field in 24 of 30 games ... scored in double figures in 20 games ... posted at least one block in 25 of 30 games.

Prior to Cincinnati: Saw action in all 35 games, averaging 4.5 points, 3.7 rebounds and 1.2 blocks while shooting 57.7 percent from the floor in 12.8 minutes as a reserve during his sophomore season at Northern Kentucky in 2018-19 ... tallied a career-high 20 points and 14 rebounds against Green Bay (1/24/19) ... posted 16 points on 8-of-12 shooting at Milwaukee (2/28/19) ... tallied 16 points on 7-of-10 shooting with eight rebounds against Detroit Mercy (3/6/19) ... played in 13 games as a reserve, averaging 1.1 points and 0.7 rebounds in 3.2 minutes as a freshman in 2017-18 ... averaged 16.5 points, 9.2 rebounds and 5.1 blocks as a senior at Graves County High School, helping the Eagles to a 27-8 mark, a ninth region championship and appearance at the 2017 KHSAA Sweet Sixteen tournament ... a dominating shot blocker in high school, his 488 career blocks rank second most in state history ... his 190 blocks as a junior rank as the third most in a season in state history ... tied the state high mark for blocks in a game with 17 while registering a triple-double with 16 rebounds and 12 points against Webster County on Jan. 16, 2016 ... also rejected 16 shots against Caldwell County later that same season ... finished with 1,441 career points, fourth most in school history, while helping the Eagles to a 96-35 career record.

Personal: Born Feb. 8, 1999 in Mayfield, Kentucky ... son of Allyson and Jim Vogt ... has two brothers, Ryan and Eric ... right-handed.

SEASON & CAREER STATISTICS

2020-21 Season		Career
13 vs. USF, 12/16/20	Pts	21, 2x (last at Tulane, 1/4/20)
12 vs. USF, 12/16/20	FG Atts	13 vs. Green Bay, 1/24/19#
6 vs. Lipscomb, 12/2/20	FG Made	9, 3x (last at Tulane, 1/4/20)
0	3PT-FG Atts	0
0	3PT-FG Made	0
6 vs. USF, 12/16/20	FT Atts	9, 2x (last at Temple, 1/22/20)
3 vs. USF, 12/16/20	FT Made	8 at Temple, 1/22/20
7 vs. Lipscomb, 12/2/20	Rebs	14 vs. Green Bay, 1/24/19#
4 vs. Furman, 12/10/20	Assts	4 vs. Furman, 12/10/20
1 at Georgia, 12/19/20	Stls	3 at Wichita State, 2/6/20
3 vs. Lipscomb, 12/2/20	Blks	5 vs. Houston, 2/1/20
32, 2x (last vs. Xavier, 12/6/20)	Mins	41 at UConn, 2/9/20
#- Statistics from playing career at Northern Kentucky		

MISCELLANEOUS STATISTICS

CATEGORY	2017-18	2018-19	2019-20	2020-21	CAREER
Double-Figure Scoring Games	0	3	20	2	25
Double-Figure Rebounding Games	0	2	3	0	5
Double-Double Games	0	1	3	0	4
20-Point Scoring Games	0	1	2	0	3
Games Led Team in Scoring	0	1	5	0	6
Games Led Team in Rebounding	0	5	5	1	11
Games Led UC in Assists	0	0	0	0	0
Games With 3+ Assists	0	1	0	1	2
Games With 3+ Blocks	0	7	6	1	14
Games With 3+ Steals	0	0	1	0	1
Games With 3+ 3-Pointers	0	0	0	0	0

CAREER STATISTICS

VOGT, Chris

SEASON	TEAM	GP-GS	MIN/AVG	Field Goals		3-Point		F-Throws		Rebounds				Scoring						
				FG-FGA	FG%	3FG-FGA	3FG%	FT-FTA	FT%	OFF	DEF	TOT	AVG	PF-FO	AST	TO	BLK	STL	PTS	AVG
2017-18	NKU	14-0	43/3.1	6-10	.600	0-0	.000	2-6	.333	0	9	9	0.6	8-0	4	2	4	2	14	1.0
2018-19	NKU	35-2	449/12.8	64-111	.577	0-0	.000	30-78	.385	47	82	129	3.7	87-0	20	36	42	10	158	4.5
2019-20	UC	30-29	857/28.6	136-210	.648	0-0	.000	58-101	.574	78	99	177	5.9	93-3	25	51	47	10	330	11.0
2020-21	UC	7-7	162/23.1	21-32	.656	0-0	.000	3-14	.214	11	18	29	4.1	24-3	14	13	7	1	45	6.4
TOTAL FOR UC		37-36	1018/27.5	157-242	.649	0-0	.000	61-115	.530	89	117	206	5.6	117-6	39	64	54	11	375	10.1
TOTAL		86-38	1511/17.6	227-363	.625	0-0	.000	93-199	.467	136	208	344	4.0	212-6	63	102	100	23	547	6.4



#33 CHRIS VOGT

CENTER • 7-1 • 260 • SENIOR • 1L • MAYFIELD, KY. (GRAVES COUNTY HS/NORTHERN KENTUCKY)

GAME-BY-GAME STATISTICS

2020-21 (SENIOR SEASON - CINCINNATI)

#33 VOGT, Chris

Opponent	Date	GS	MIN	Total		3-Pointers		Free throws		Rebounds		PF	A	T/O	BLK	STL	PTS	AVG			
				FG-FGA	PCT	3FG-3FGA	PCT	FT-FTA	PCT	OFF	DEF								TOT	AVG	
Lipscomb	12/02/2020	*	31:36	6-7	.857	0-0	.000	0-3	.000	5	2	7	7.0	3	1	2	3	0	12	12.0	
Xavier	12/06/2020	*	31:39	4-5	.800	0-0	.000	0-0	.000	0	1	1	4.0	5	2	0	0	8	10.0		
Furman	12/09/2020	*	19:18	4-4	1.000	0-0	.000	0-1	.000	1	4	5	4.3	5	4	1	1	0	8	9.3	
at Tennessee	12/12/2020	*	16:03	2-2	1.000	0-0	.000	0-0	.000	0	5	5	4.5	5	1	4	1	0	4	8.0	
South Fla.	12/16/2020	*	25:37	5-12	.417	0-0	.000	3-6	.500	1	3	4	4.4	2	3	2	1	0	13	9.0	
at Georgia	12/19/2020	*	18:34	0-1	.000	0-0	.000	0-4	.000	4	1	5	4.5	1	1	3	0	1	0	7.5	
at UCF	12/22/2020	*	18:46	0-1	.000	0-0	.000	0-0	.000	0	2	2	4.1	3	2	1	1	0	0	6.4	
Totals			7	161:33	21-32	.656	0-0	.000	3-14	.214	11	18	29	4.1	24	14	13	7	1	45	6.4

Player Averages

Games Played	Minutes/ game	Points/ game	FG Pct	3FG Pct	FT Pct	Rebounds/ game	Assists/ game	Turnovers/ game	Assist/Turnover ratio	Steals/ game	Blocks/ game
7	23.1	6.4	65.6	0.0	21.4	4.1	2.0	1.9	1.1	0.1	1.0

2018-19 (SOPHOMORE SEASON - NORTHERN KENTUCKY)

#33 VOGT, Chris

Opponent	Date	GS	MIN	Total		3-Pointers		Free throws		Rebounds		PF	A	T/O	BLK	STL	PTS	AVG			
				FG-FGA	PCT	3FG-3FGA	PCT	FT-FTA	PCT	OFF	DEF								TOT	AVG	
Wilmington (OH)	11/06/2018		15:19	2-3	.667	0-0	.000	2-4	.500	3	2	5	5.0	3	2	0	3	0	6	6.0	
at Northern Ill.	11/09/2018		13:52	2-2	1.000	0-0	.000	1-2	.500	2	2	4	4.5	4	0	1	1	1	5	5.5	
Wabash	11/11/2018		17:10	1-2	.500	0-0	.000	0-0	.000	0	2	2	3.7	3	1	2	0	0	2	4.3	
UNC Asheville	11/16/2018		13:33	2-2	1.000	0-0	.000	4-7	.571	1	0	1	3.0	2	1	1	2	1	8	5.3	
Manhattan	11/17/2018		17:22	2-4	.500	0-0	.000	3-9	.333	5	3	8	4.0	1	0	1	4	1	7	5.6	
Coastal Carolina	11/18/2018		08:38	1-2	.500	0-0	.000	1-2	.500	2	1	3	3.8	4	0	0	1	0	3	5.2	
at UCF	11/24/2018		08:19	1-1	1.000	0-0	.000	0-2	.000	0	2	2	3.6	5	0	0	1	0	2	4.7	
at Morehead St.	11/27/2018		17:00	2-3	.667	0-0	.000	0-0	.000	0	3	3	3.5	3	1	1	1	1	4	4.6	
UMBC	11/30/2018		09:36	0-1	.000	0-0	.000	1-2	.500	0	2	2	3.3	5	0	1	0	0	1	4.2	
at Cincinnati	12/04/2018		21:37	2-4	.500	0-0	.000	1-6	.167	1	1	2	3.2	2	1	1	0	0	5	4.3	
at Eastern Ky.	12/08/2018		14:00	3-3	1.000	0-0	.000	0-1	.000	5	7	12	4.0	2	0	1	1	0	6	4.5	
Miami (OH)	12/16/2018		10:34	1-3	.333	0-0	.000	1-2	.500	0	3	3	3.9	3	0	1	0	0	3	4.3	
Northern Ill.	12/20/2018		08:55	1-1	1.000	0-0	.000	0-3	.000	0	3	3	3.8	2	0	0	1	0	2	4.2	
IUPUI	12/28/2018		10:12	1-3	.333	0-0	.000	0-0	.000	0	2	2	3.7	2	0	2	2	0	2	4.0	
UIC	12/30/2018		08:03	1-1	1.000	0-0	.000	0-2	.000	2	1	3	3.7	2	1	0	0	0	2	3.9	
at Oakland	01/03/2019		09:00	1-2	.500	0-0	.000	0-0	.000	0	0	0	3.4	4	0	0	2	0	2	3.8	
at Detroit Mercy	01/05/2019		11:30	1-3	.333	0-0	.000	0-0	.000	0	3	3	3.4	2	1	0	0	0	2	3.6	
Wright St.	01/11/2019		07:36	0-1	.000	0-0	.000	0-0	.000	0	4	4	3.4	4	0	2	0	0	0	3.4	
at Cleveland St.	01/17/2019		06:00	1-3	.333	0-0	.000	0-0	.000	1	0	1	3.3	2	0	1	0	0	2	3.4	
at Youngstown St.	01/19/2019		10:00	2-3	.667	0-0	.000	0-1	.000	1	2	3	3.3	0	0	1	0	1	4	3.4	
Green Bay	01/24/2019		25:45	9-13	.692	0-0	.000	2-5	.400	7	7	14	3.8	1	3	3	1	20	4.2		
Milwaukee	01/26/2019		15:16	0-3	.000	0-0	.000	2-7	.286	2	1	3	3.8	0	1	1	3	0	2	4.1	
at IUPUI	02/01/2019		16:38	2-4	.500	0-0	.000	2-3	.667	0	2	2	3.7	3	1	1	3	0	6	4.2	
at UIC	02/03/2019		12:47	0-1	.000	0-0	.000	1-4	.250	0	2	2	3.6	2	0	1	2	0	1	4.0	
Detroit Mercy	02/07/2019		13:57	2-3	.667	0-0	.000	4-5	.800	4	5	9	3.8	2	1	0	0	0	8	4.2	
Oakland	02/09/2019		07:17	0-1	.000	0-0	.000	0-0	.000	1	2	3	3.8	2	0	0	0	0	1	4.0	
at Wright St.	02/15/2019		05:00	0-3	.000	0-0	.000	0-0	.000	0	2	2	3.7	1	0	2	0	0	0	3.9	
Youngstown St.	02/21/2019		10:47	3-3	1.000	0-0	.000	0-2	.000	1	1	2	3.7	0	0	0	0	2	0	6.4	
Cleveland St.	02/23/2019		10:34	2-3	.667	0-0	.000	0-0	.000	1	1	2	3.6	3	1	1	1	0	4	4.0	
at Milwaukee	02/28/2019	*	28:00	8-12	.667	0-0	.000	0-2	.000	2	2	4	3.6	2	1	1	0	1	16	4.4	
at Green Bay	03/02/2019	*	21:00	0-1	.000	0-0	.000	3-4	.750	0	5	5	3.7	4	0	2	4	1	3	4.3	
Detroit Mercy	03/06/2019		19:35	7-10	.700	0-0	.000	2-3	.667	3	5	8	3.8	2	2	1	1	1	16	4.7	
vs Oakland	03/11/2019		15:00	4-6	.667	0-0	.000	0-0	.000	0	4	7	3.9	4	1	4	3	0	8	4.8	
vs Wright St.	03/21/2019		05:00	0-0	.000	0-0	.000	0-0	.000	0	0	0	3.8	4	1	1	0	0	0	4.6	
vs Texas Tech	03/22/2019		04:36	0-1	.000	0-0	.000	0-0	.000	0	0	0	3.7	2	0	2	1	0	0	4.5	
Totals			2	449:29	64-111	.577	0-0	.000	30-78	.385	47	82	129	3.7	87	20	36	42	10	158	4.5

Player Averages

Games Played	Minutes/ game	Points/ game	FG Pct	3FG Pct	FT Pct	Rebounds/ game	Assists/ game	Turnovers/ game	Assist/Turnover ratio	Steals/ game	Blocks/ game
35	12.8	4.5	57.7	0.0	38.5	3.7	0.6	1.0	0.6	0.3	1.2

2019-20 (JUNIOR SEASON - CINCINNATI)

#33 VOGT, Chris

Opponent	Date	GS	MIN	Total		3-Pointers		Free throws		Rebounds		PF	A	T/O	BLK	STL	PTS	AVG			
				FG-FGA	PCT	3FG-3FGA	PCT	FT-FTA	PCT	OFF	DEF								TOT	AVG	
at Ohio St.	11/06/2019	*	13:28	2-5	.400	0-0	.000	0-2	.000	1	3	4	4.0	5	0	1	1	0	4	4.0	
Drake	11/11/2019	*	19:18	6-8	.750	0-0	.000	0-0	.000	1	2	3	3.5	3	1	3	2	0	12	8.0	
Alabama A&M	11/14/2019	*	24:39	7-9	.778	0-0	.000	4-6	.667	5	5	10	5.7	2	2	1	0	0	18	11.3	
vs Illinois St.	11/22/2019	*	33:00	4-4	1.000	0-0	.000	5-6	.833	7	6	13	7.5	0	1	0	1	0	13	11.8	
vs Bowling Green	11/24/2019	*	33:00	3-5	.600	0-0	.000	4-8	.500	0	7	7	7.4	4	1	1	1	1	10	11.4	
vs Valparaiso	11/25/2019	*	33:00	9-11	.818	0-0	.000	3-5	.600	1	6	7	7.3	3	1	4	1	0	21	13.0	
UNLV	11/30/2019	*	38:16	6-10	.600	0-0	.000	2-2	1.000	1	4	5	7.0	2	0	1	3	0	14	13.1	
Vermont	12/03/2019	*	35:22	5-10	.500	0-0	.000	1-2	.500	3	3	6	6.9	2	2	1	3	0	11	12.9	
at Xavier	12/07/2019	*	28:22	5-8	.625	0-0	.000	0-1	.000	4	4	8	7.0	4	0	0	2	0	10	12.6	
Colgate	12/14/2019	*	25:46	7-8	.875	0-0	.000	2-4	.500	5	2	7	7.0	2	0	3	0	0	16	12.9	
Tennessee	12/18/2019	*	20:47	5-8	.625	0-0	.000	1-1	1.000	1	3	4	6.7	4	2	1	1	0	11	12.7	
vs Iowa	12/21/2019	*	28:13	3-6	.500	0-0	.000	5-6	.833	4	4	8	6.8	3	1	0	1	1	11	12.6	
UConn	01/01/2020	*	28:01	8-10	.800	0-0	.000	3-5	.600	1	4	5	6.7	4	0	3	2	0	19	13.1	
at Tulane	01/04/2020	*	30:16	9-11	.818	0-0	.000	3-4	.750	1	3	4	6.5	4	0	1	2	1	21	13.6	
Tulsa	01/08/2020	*	28:32	6-6	1.000	0-0	.000	0-0	.000	6	5	11	6.8	2	1	4	2	0	12	13.5	
at UCF	01/11/2020	*	25:16	6-10	.600	0-0	.000	1-2	.500	2	1	3	6.6	4	0	4	1	0	13	13.5	
at Memphis	01/16/2020	*	34:09	4-9	.444	0-0	.000	1-2	.500	5	2	7	6.6	1	1	2	1	0	9	13.2	
East Carolina	01/19/2020	*	23:46	3-7	.429	0-0	.000	1-4	.250	3	1	4	6.4	4	2	2	0	2	7	12.9	
at Temple	01/22/2020	*	33:24	5-5	1.000	0-0	.000	8-9	.889	1	4	5	6.4	4	1	2	1	0	18	13.2	
SMU	01/28/2020	*	30:16	4-10	.400	0-0	.000	1-1	1.000	4	4	8	6.5	1	0	2	1	0	9	13.0	
Houston	02/01/2020	*	25:41	4-4	1.000	0-0	.000	2-2	1.000	1	1	2	6.2	5	0	3	5	0	10	12.8	
at Wichita St.	02/06/2020	*	25:46	5-7	.714	0-0	.000	2-3	.667	3	2	5	6.2	3	0	3	3	2	12	12.8	
at UConn	02/09/2020	*	40:35	5-8	.625	0-0	.000	0-2	.000	2	2	4	6.1	4	1	0	3	1	10	12.7	
Memphis	02/13/2020	*	28:17	1-2	.500	0-0	.000	3-8	.375	3	3	6	6.1	4	1	0	1	0	5	12.3	
at East Carolina	02/16/2020	*	36:26	6-10	.600	0-0	.000	1-5	.200	2	5	7	6.1	4	1	1	0	1	13	12.4	
UCF	02/19/2020	*	29:39	2-3	.667	0-0	.000	3-5	.600	2	2	6	6.1	5	1	2	4	0	7	12.2	
at Wichita St.	02/20/2020	*	34:54	5-8	.625	0-0	.000	4-4	1.000	4	3	7	6.0	4	2	2	2	0	12	12.2	
at Houston	03/03/2020	*	30:50	1-3	.333	0-0	.000	0-2	.000	3	4	7	6.1	2	0	0	1	2	2	11.4	
at South Fla.	03/03/2020	*	23:20	3-4	.750	0-0	.000	1-2	.500	3	2	3	6.0	3	2	3	0	0	6	11.2	
Temple	03/07/2020	*	14:37	1-2	.500	0-0	.000	2-4	.500	1	1	4	5.9	2	0	1	2	0	4	11.0	
Totals			29	856.54	136-210	.648	0-0	.000	58-101	.574	78	99	177	5.9	93	25	51	47	10	330	11.4



#43 ROB BANKS

FORWARD • 6-5 • 210 • SOPHOMORE • 1L • BRACKNELL, ENGLAND (GOULD ACADEMY)

2019-20 Season (Freshman): Played in three games as a walk-on reserve, averaging one minute without recording any statistics.

Prior to Cincinnati: Averaged 13.5 points, 6.0 rebounds during the 2018-19 season at Gould Academy, a prep school in Bethel, Maine ... played three seasons of club basketball for the Thames Valley Cavaliers in London, England, averaging 19.5 points, 3.9 rebound and 2.9 assists in the final season (2017-18) ... Played Great Britain U16 and U17 and was selected to play on the U18 squad but was held out due to injury.

Personal: Born Jan. 5, 2000 in Sydney, Australia ... son of Moirah Van Niekerk and Robert Banks ... has two sisters, Aaliyah and Chloe, and two brothers, Ruben and Ryan ... has two uncles that previous played Rugby for the Zimbabwe national team in the 1990s ... right-handed.

SEASON & CAREER STATISTICS			
2019-20 SEASON		CAREER	
0	Pts	0	
0	FG Atts	0	
0	FG Made	0	
0	3PT-FG Atts	0	
0	3PT-FG Made	0	
0	FT Atts	0	
0	FT Made	0	
0	Rebs	0	
0	Assts	0	
0	Stls	0	
0	Blks	0	
1, 3x (last vs. SMU, 1/28/20)	Mins	1, 3x (last vs. SMU, 1/28/20)	

MISCELLANEOUS STATISTICS			
CATEGORY	2019-20	2020-21	CAREER
Double-Figure Scoring Games	0	0	0
Double-Figure Rebounding Games	0	0	0
Double-Double Games	0	0	0
20-Point Scoring Games	0	0	0
Games Led Team in Scoring	0	0	0
Games Led Team in Rebounding	0	0	0
Games Led Team in Assists	0	0	0
Games With 3+ Assists	0	0	0
Games With 3+ Blocks	0	0	0
Games With 3+ Steals	0	0	0
Games With 3+ Three-Pointers	0	0	0

GAME-BY-GAME STATISTICS

2020-21 (SOPHOMORE SEASON)

2019-20 (FRESHMAN SEASON)

#45 BANKS, Rob															
Opponent	Date	GS	MIN	Total FG-FGA	PCT	3-Pointers 3FG-3FGA	PCT	Free throws FT-FTA	PCT	Rebounds OFF DEF TOT	AVG	PF	A T/O	BLK	STL
Drake	11/11/2019		00:35	0-0	.000	0-0	.000	0-0	.000	0 0	0.0	0	0	0	0
Alabama A&M	11/14/2019		00:45	0-0	.000	0-0	.000	0-0	.000	0 0	0.0	0	0	0	0
SMU	01/28/2020		01:27	0-0	.000	0-0	.000	0-0	.000	0 0	0.0	1	0	0	0
Totals			0 02:47	0-0	.000	0-0	.000	0-0	.000	0 0	0.0	1	0	0	0
Player Averages															
Games Played	Minutes/game	Points/game	FG Pct	3FG Pct	FT Pct	Rebounds/game	Assists/game	Turnovers/game	Assist/Turnover ratio	Steals/game	Blocks/game				
3	0.9	0.0	0.0	0.0	0.0	0.0	0.0	0.0	0.0	0.0	0.0				

CAREER STATISTICS

BANKS, Rob

				Field Goals		3-Point		F-Throws		Rebounds				Scoring			
SEASON	TEAM	GP-GS	MIN/AVG	FG-FGA	FG%	3FG-FGA	3FG%	FT-FTA	FT%	OFF	DEF	TOT	AVG	PF-FO	AST	TO	BLK
2019-20	UC	3-0	3/0.9	0-0	.000	0-0	.000	0-0	.000	0	0	0	0.0	1-0	0	0	0
TOTAL		3-0	3/0.9	0-0	.000	0-0	.000	0-0	.000	0	0	0	0.0	1-0	0	0	0



#44 ADAM COOK

FORWARD • 6-6 • 180 • SENIOR • 1L • MARYSVILLE, OHIO (MARYSVILLE HS)

2019-20 (Junior): Did not see action.

Prior to Cincinnati: Earned varsity letters in basketball and track as a junior and senior at Marysville High School ... helped the Monarchs boys basketball team to a 15-7 mark as a senior during the 2015-16 season ... advanced to Ohio regionals in track as a member 4x800m relay team ... owns the triple jump record at Marysville High School.

Personal: Born May 22, 1997 in Bellefaine, Ohio ... son of Carrie and Ty Cook ... has one sister, Haley, and one brother, Ryan mother played basketball at the University of Findlay ... father ran track at the University of Findlay ... uncle, Eric Hanna, played basketball at Ohio State ... right-handed.

SEASON & CAREER STATISTICS

2020-21 Season

Career

0	Pts	0
0	FG Atts	0
0	FG Made	0
0	3PT-FG Atts	0
0	3PT-FG Made	0
0	FT Atts	0
0	FT Made	0
0	Rebs	0
0	Assts	0
0	Stls	0
0	Blks	0
0	Mins	0

MISCELLANEOUS STATISTICS

CATEGORY	2019-20	2020-21	CAREER
Double-Figure Scoring Games	0	0	0
Double-Figure Rebounding Games	0	0	0
Double-Double Games	0	0	0
20-Point Scoring Games	0	0	0
Games Led UC in Scoring	0	0	0
Games Led UC in Rebounding	0	0	0
Games Led UC in Assists	0	0	0
Games With 3+ Assists	0	0	0
Games With 3+ Blocks	0	0	0
Games With 3+ Steals	0	0	0
Games With 3+ 3-Pointers	0	0	0

GAME-BY-GAME STATISTICS

2020-21 (SENIOR SEASON)

CAREER STATISTICS



#45 MASON MADSEN

GUARD • 6-4 • 190 • FRESHMAN • HS • ROCHESTER, MINN./MAYO SENIOR HS

Prior to Cincinnati: Averaged 19.7 points, 5.5 rebounds and 5.0 assists while making 80 3-pointers and shooting 41.0 percent from beyond the arc and 92.3 percent from the free-throw line as a senior in 2019-20 ... averaged 22.3 points, 5.7 rebounds and 4.9 assists while making 100 3-pointers as a junior ... scored 2,031 career points ... tabbed a three-star prospects according to 247Sports.com.

Personal: Born May, 1, 2001 in Eau Claire, Wisconsin ... son of Jennifer and Luke Madsen ... Coached all four seasons of high school basketball by his father, including one year at Bloomer HS and three years at Mayo Senior HS ... signed to play for the Bearcats along with his twin brother, Gabe ... has one sister, Hattie ... right-handed.

SEASON & CAREER STATISTICS

2020-21 Season		Career
0	Pts	0
0	FG Atts	0
0	FG Made	0
0	3PT-FG Atts	0
0	3PT-FG Made	0
0	FT Atts	0
0	FT Made	0
0	Rebs	0
0	Assts	0
0	Stls	0
0	Blks	0
0	Mins	0

MISCELLANEOUS STATISTICS

CATEGORY	2020-21	CAREER
Double-Figure Scoring Games	0	0
Double-Figure Rebounding Games	0	0
Double-Double Games	0	0
20-Point Scoring Games	0	0
Games Led UC in Scoring	0	0
Games Led UC in Rebounding	0	0
Games Led UC in Assists	0	0
Games With 3+ Assists	0	0
Games With 3+ Blocks	0	0
Games With 3+ Steals	0	0
Games With 3+ 3-Pointers	0	0

GAME-BY-GAME STATISTICS

2020-21 (FRESHMAN SEASON)

CAREER STATISTICS



#55 GABE MADSEN

GUARD • 6-5 • 195 • FRESHMAN • HS • ROCHESTER, MINN./MAYO SENIOR HS

2020-21 Season (Freshman): Played in two games as a reserve before deciding following the Christmas Holiday to opt out of the 2020-21 season ... registered his first collegiate basket, a 3-pointer at Georgia (12/19).

Prior to Cincinnati: Averaged 26.1 points, 8.4 rebounds and 5.0 assists while shooting 41.7 percent from 3-point range and 89.8 percent from the free-throw line as a senior in 2019-20 ... made 108 3-pointers ... helped lead Mayo to a 22-6 mark and the school's first appearance in the Section One, Class 4A championship game since 2008 when the 2019-20 season was halted due to the COVID-19 pandemic ... averaged 23.9 points, 10.2 rebounds and 5.0 assists while making 82 3-pointers as a junior ... named a two-time Post Bulletin All-Area Team selection ... scored 2,349 career points ... tabbed a three-star prospects according to 247Sports.com.

Personal: Born May, 1, 2001 in Eau Claire, Wisconsin ... son of Jennifer and Luke Madsen ... Coached all four seasons of high school basketball by his father, including one year at Bloomer HS and three years at Mayo Senior HS ... signed to play for the Bearcats along with his twin brother, Mason ... has one sister, Hattie ... plays the guitar as a hobby ... right-handed.

SEASON & CAREER STATISTICS

2020-21 Season		Career
3 at Georgia, 12/19/20	Pts	3 at Georgia, 12/19/20
2 vs. Lipscomb, 12/2/20	FG Atts	2 vs. Lipscomb, 12/2/20
1 at Georgia, 12/19/20	FG Made	1 at Georgia, 12/19/20
2 vs. Lipscomb, 12/2/20	3PT-FG Atts	2 vs. Lipscomb, 12/2/20
1 at Georgia, 12/19/20	3PT-FG Made	1 at Georgia, 12/19/20
0	FT Atts	0
0	FT Made	0
1, 2x (last at Georgia, 12/19/20)	Rebs	1, 2x (last at Georgia, 12/19/20)
0	Assts	0
1 vs. Lipscomb, 12/2/20	Stls	1 vs. Lipscomb, 12/2/20
0	Blks	0
7 at Georgia, 12/19/20	Mins	7 at Georgia, 12/19/20

MISCELLANEOUS STATISTICS

CATEGORY	2020-21	CAREER
Double-Figure Scoring Games	0	0
Double-Figure Rebounding Games	0	0
Double-Double Games	0	0
20-Point Scoring Games	0	0
Games Led UC in Scoring	0	0
Games Led UC in Rebounding	0	0
Games Led UC in Assists	0	0
Games With 3+ Assists	0	0
Games With 3+ Blocks	0	0
Games With 3+ Steals	0	0
Games With 3+ 3-Pointers	0	0

GAME-BY-GAME STATISTICS

2020-21 (FRESHMAN SEASON)

#55 MADSEN, Gabe

Opponent	Date	GS	MIN	Total		3-Pointers		Free throws		Rebounds		PF	A	T/O	BLK	STL	PTS	AVG
				FG-FGA	PCT	3FG-3FGA	PCT	FT-FTA	PCT	OFF	DEF							
Lipscomb	12/02/2020		05:19	0-2	.000	0-2	.000	0-0	.000	0	1	1	0	1	0	0	1	0.0
at Georgia	12/19/2020		07:04	1-1	1.000	1-1	1.000	0-0	.000	1	0	1	1	0	1	0	3	1.5
Totals		0	12:23	1-3	.333	1-3	.333	0-0	.000	1	1	2	1	0	1	0	3	1.5

Player Averages

Games Played	Minutes/game	Points/game	FG Pct	3FG Pct	FT Pct	Rebounds/game	Assists/game	Turnovers/game	Assist/Turnover ratio	Steals/game	Blocks/game
2	6.2	1.5	33.3	33.3	0.0	1.0	0.0	0.5	0.0	0.5	0.0


CAREER STATISTICS

MADSEN, Gabe

				Field Goals		3-Point		F-Throws		Rebounds				Scoring			
SEASON	TEAM	GP-GS	MIN/AVG	FG-FGA	FG%	3FG-FGA	3FG%	FT-FTA	FT%	OFF	DEF	TOT	AVG	PF-FO	AST	TOT	PTS AVG
2020-21	UC	2-0	12/6.2	1-3	.333	1-3	.333	0-0	.000	1	1	2	1.0	2-0	0	1	3 1.5
TOTAL		2-0	12/6.2	1-3	.333	1-3	.333	0-0	.000	1	1	2	1.0	2-0	0	1	3 1.5

2020-21 BOX SCORES


GAME 1 • DEC. 2, 2020 LIPSCOMB (55) AT CINCINNATI (67) FIFTH THIRD ARENA (CINCINNATI, OHIO)

														
Official Basketball Box Score - Final Lipscomb at Cincinnati 12/02/20 Fifth Third Arena, Cincinnati, Ohio Lipscomb at Cincinnati														
Game Time: 5:00 PM Game Duration: 1:55 Attendance: 300														
Officials: Joe Lindsay, Vladimir Voyadz-Tadisi, Wesley Ford														
Lipscomb - 55														
Record: 1-2														
NO. Name	Min	FG	3P	FT	Rebounds	Fouls	TP	AS	TO	ST	Blocks	BS	BA	+/-
23 Ahsan Asadullah	C 33:58	4-11	0-0	0-4	1 5 6	2 2	8	3	8	1	0	2	1	-1
1 Greg Jones	G 37:16	3-7	2-4	4-5	0 4 4	2 4	12	2	2	0	0	1	-14	
3 Romeo Ferguson	G 35:03	4-8	0-0	4-4	1 4 5	4 3	12	5	2	2	0	1	-12	
10 Jake Wolfe	G 31:23	3-8	1-3	0-0	0 6 6	2 3	7	0	1	0	0	1	-8	
25 Miles Miller	G 34:02	1-2	0-1	4-4	0 2 2	1 2	6	3	3	3	0	0	-15	
11 Parker Hazen	17:40	3-4	0-0	2-2	0 1 1	5 1	8	1	2	1	0	0	-5	
11 Alex Jones	05:58	0-0	0-0	0-0	0 1 1	0 0	0	0	0	0	0	0	3	
12 Carson Cary	02:44	0-0	0-0	2-2	0 1 1	0 1	2	0	0	0	0	0	2	
5 Kaleb Coleman	01:48	0-1	0-1	0-0	0 0 0	0 0	0	0	0	0	0	0	-6	
4 Tanner Shulman	00:04	0-0	0-0	0-0	0 0 0	0 0	0	0	0	0	0	0	-2	
22 Jacob Hobbs	00:04	0-0	0-0	0-0	0 0 0	0 0	0	0	0	0	0	0	-2	
Team					0 2 2		0	1						
Totals	18-41	3-9	16-21	2 26	28 17 16	55	14	19	7	0	5	-12		

Cincinnati - 67														
Record: 1-0														
NO. Name	Min	FG	3P	FT	Rebounds	Fouls	TP	AS	TO	ST	Blocks	BS	BA	+/-
25 Rapolas Ivanauskas	F 25:35	5-9	0-1	1-1	2 4 6	1 4	11	0	0	0	0	0	1	
33 Chris Vogt	C 31:36	6-7	0-0	0-3	5 2 7	3 4	12	1	2	0	3	0	9	
00 David DeJulius	G 34:24	3-7	2-5	0-0	0 6 6	1 1	8	4	0	0	0	0	9	
2 Keith Williams	G 22:09	2-10	0-3	3-6	0 0 0	3 3	7	2	2	2	0	0	16	
23 Mika Adams-Woods	G 33:15	6-14	1-5	3-3	1 2 3	1 3	16	2	1	0	0	0	16	
55 Gabe Madsen	05:19	0-2	0-2	0-0	0 1 1	1 0	0	0	0	1	0	0	4	
1 Zach Harvey	15:04	3-6	1-3	0-0	1 1 2	0 2	7	1	0	0	0	0	-12	
13 Tari Eason	07:57	1-3	0-1	0-0	2 1 3	2 0	2	1	4	0	2	0	-6	
20 Mamoudou Diarra	07:12	0-1	0-1	0-0	0 2 2	4 0	0	0	0	0	0	0	-2	
24 Jeremiah Davenport	14:05	2-3	0-0	0-0	0 2 2	0 0	4	4	2	2	0	0	20	
3 Mike Saunders Jr.	03:24	0-0	0-0	0-0	0 0 0	0 0	0	0	1	0	0	0	3	
Team					1 2 3		0	0						
Totals	28-62	4-22	7-13	12 23	35 16 17	67	15	12	5	5	0	12		

	LIP		CIN				Points from		LIP	CIN	Period by Period Scoring			
Biggest lead	9	(1 st 10:23)	12	(2 nd 0:18)	Turnovers	4	19				1st	2nd	TOT	
Best Scoring Run	9	(1 st 10:23)	11	(2 nd 3:26)	Paint	28	40				LIP	29	26	55
Lead Changes	4				Second Chance	6	11				CIN	29	38	67
Times Tied	6				Fast Breaks	10	13							
Time with Lead	29:30		07:05		Bench	10	13							

SKYLINE CHILI CROSSTOWN SHOOTOUT • GAME 2 • DEC. 6, 2020 XAVIER (77) AT CINCINNATI (69) FIFTH THIRD ARENA (CINCINNATI, OHIO)

														
Official Basketball Box Score - Final Xavier at Cincinnati 12/06/20 Fifth Third Arena, Cincinnati, Ohio Xavier at Cincinnati														
Game Time: 3:00 PM Game Duration: 2:02 Attendance: 300														
Officials: Doug Shows, Clarence Armstrong, Jeffrey Clark														
Xavier - 77														
Record: 6-0														
NO. Name	Min	FG	3P	FT	Rebounds	Fouls	TP	AS	TO	ST	Blocks	BS	BA	+/-
25 Jason Carter	F 31:53	2-5	1-3	1-2	0 2 2	2 1	16	2	0	0	1	0	10	
32 Zach Freemantle	F 33:54	7-15	2-5	0-1	0 9 9	3 4	16	0	4	0	0	0	11	
1 Paul Scruggs	G 30:35	6-10	0-2	8-8	0 5 5	2 5	20	5	2	0	1	1	11	
10 Nate Johnson	G 26:13	3-5	2-2	2-2	0 3 3	1 1	10	2	0	2	0	1	19	
11 Dwon Odum	G 19:49	0-1	0-0	6-8	0 2 2	3 4	6	2	2	0	0	0	14	
3 Colby Jones	16:31	2-2	0-0	1-2	0 4 4	1 1	5	3	1	1	0	0	-1	
13 Bryan Griffin	11:17	2-2	0-0	2-2	0 5 5	2 1	6	0	0	0	0	0	-2	
24 Kyky Tandy	11:24	1-3	0-1	0-0	0 0 0	2 0	2	0	1	0	0	0	-7	
5 Adam Kunkel	15:28	2-5	2-4	0-0	0 0 0	1 0	6	0	1	1	0	0	-12	
0 C.J. Wilcher	02:56	0-1	0-1	0-0	0 0 0	1 0	0	0	1	0	0	0	-3	
Team					0 1 1		0	0						
Totals	25-49	7-18	20-25	0 31	31 17 18	77	14	12	4	3	2	8		

Cincinnati - 69														
Record: 1-1														
NO. Name	Min	FG	3P	FT	Rebounds	Fouls	TP	AS	TO	ST	Blocks	BS	BA	+/-
25 Rapolas Ivanauskas	F 23:21	4-9	2-6	0-0	0 6 6	3 1	10	0	1	1	0	0	-5	
33 Chris Vogt	C 31:39	4-5	0-0	0-0	0 1 1	5 1	8	2	0	0	0	0	-7	
00 David DeJulius	G 29:17	6-11	0-2	4-4	1 4 5	3 5	16	6	0	1	0	0	-17	
2 Keith Williams	G 31:19	6-16	1-5	5-8	0 6 6	1 5	18	3	2	0	1	0	-7	
23 Mika Adams-Woods	G 30:42	2-8	0-2	1-2	0 1 1	1 1	5	3	1	2	1	2	-14	
20 Mamoudou Diarra	08:21	1-1	0-0	0-1	1 0 1	1 1	2	2	1	0	0	0	-5	
24 Jeremiah Davenport	16:35	2-6	2-4	0-0	1 0 1	3 0	6	0	1	0	0	1	2	
3 Mike Saunders Jr.	09:36	1-3	0-1	0-0	0 0 0	0 2	2	1	0	0	0	0	9	
13 Tari Eason	14:42	1-5	0-1	0-0	3 5 8	2 1	2	2	1	1	0	0	4	
1 Zach Harvey	04:28	0-0	0-0	0-0	0 0 0	0 0	0	0	0	0	0	0	0	
Team					2 3 5		0	1						
Totals	27-64	5-21	10-15	8 26	34 19 17	69	19	8	5	2	3	-8		

Technical Fouls: Ivanauskas 2 nd 18:59									
	Xavier	CIN	Points from	Xavier	CIN	Period by Period Scoring			
Biggest lead	8 (2 nd 0:22)	5 (2 nd 18:30)	Turnovers	9	16	1st		2nd	
Best Scoring Run	7 (1 st 6:49)	6 (1 st 11:16)	Paint	28	36	Xavier		37	40
Lead Changes	17		Second Chance	0	3			77	
Times Tied	11		Fast Breaks	12	17	CIN		35	34
Time with Lead	18:42	15:02	Bench	19	12			69	

GAME 3 • DEC. 9, 2020 FURMAN (73) AT CINCINNATI (78) FIFTH THIRD ARENA (CINCINNATI, OHIO)

--

2020-21 BOX SCORES

GAME 5 • DEC. 16, 2020 USF (74) AT CINCINNATI (71) FIFTH THIRD ARENA (CINCINNATI, OHIO)



Official Basketball Box Score - Final
South Fla. at Cincinnati
12/16/20 Fifth Third Arena, Cincinnati, Ohio
2020-21 Men's Basketball

Game Time: 7:00 PM
Game Duration: 2:09
Attendance: 300

South Fla. - 74

Record: 5-2 (1-0)

NO. Name	Min	FG M-A	3P M-A	FT M-A	Rebounds OR DR TOT	Fouls PF FD	TP	AS	TO	ST	Blocks BS BA	+/-
10 Alexis Yetna	F 37:16	6-10	2-5	2-2	3 9 12	3 1 16	3	0	1	1	0	9
4 Michael Durr	C 31:10	6-10	0-0	2-3	6 4 10	2 4 14	1	0	0	2	0	-5
00 David Collins	G 28:35	5-11	1-1	0-0	0 1 1	3 5 11	4	2	1	1	1	-1
13 Justin Brown	G 33:13	3-9	2-5	0-0	1 2 3	2 0 8	0	0	1	0	1	-1
23 Caleb Murphy	G 19:12	2-9	0-1	3-5	0 1 1	3 3 7	4	4	2	0	0	10
54 Russel Tchewa	08:41	2-2	0-0	0-0	1 0 1	2 1 4	0	1	0	0	0	8
1 Xavier Castaneda	24:51	6-10	2-3	0-0	0 2 2	0 2 14	2	3	1	0	2	-11
22 Madut Akce	03:02	0-1	0-1	0-0	0 1 1	0 0 0	0	1	0	0	0	-1
5 Rashun Williams	02:44	0-0	0-0	0-0	0 0 0	1 0 0	0	1	0	0	0	-6
24 Jamir Chaplin	11:16	0-1	0-1	0-2	1 0 1	1 1 0	0	1	0	2	0	13
Team					3 2 5		0	3				
Totals		30-63	7-17	7-12	15 22 37	17 17 74	15	15	6	4	4	3

Technical Fouls: NONE

Cincinnati - 71

Record: 2-3 (0-1)

NO. Name	Min	FG M-A	3P M-A	FT M-A	Rebounds OR DR TOT	Fouls PF FD	TP	AS	TO	ST	Blocks BS BA	+/-
13 Tari Eason	F 23:58	4-7	1-2	4-6	5 4 9	0 4 13	3	2	2	1	0	-6
33 Chris Vogt	C 25:37	5-12	0-0	3-6	1 3 4	2 4 13	3	2	0	1	3	1
00 David DeJulius	G 24:12	2-5	1-4	0-0	0 1 1	2 0 5	2	0	0	1	0	3
2 Keith Williams	G 21:50	6-9	2-4	1-1	2 3 5	5 2 15	2	3	2	1	1	-1
23 Mika Adams-Woods	G 27:21	2-7	1-3	0-0	0 0 0	0 2 5	1	0	0	0	2	0
25 Rapolas Ivanauskas	20:09	2-3	1-2	0-0	0 4 4	2 1 5	0	5	0	0	0	-2
1 Zach Harvey	15:24	1-2	1-2	0-0	0 0 0	2 0 3	2	1	0	0	0	-2
3 Mike Saunders Jr.	15:48	2-4	0-0	4-4	0 2 2	2 4 8	4	1	1	0	0	-3
24 Jeremiah Davenport	25:41	2-7	0-3	0-0	1 1 2	2 0 4	0	1	1	0	0	-2
Team					1 1 2		0					
Totals		26-56	7-20	12-17	10 19 29	17 17 71	17	15	6	4	6	-3

Technical Fouls: NONE

	USF	CIN
Biggest lead	12 (2 nd 11:22)	4 (1 st 9:29)
Best Scoring Run	7 (2 nd 13:13)	12 (2 nd 4:30)
Lead Changes	10	
Times Tied	9	
Time with Lead	29:40	05:19

GAME 7 • DEC. 22, 2020 CINCINNATI (70) AT RV/RV UCF (75) ADDITION FINANCIAL ARENA (ORLANDO, FLA.)



Official Basketball Box Score - Final
Cincinnati at UCF
12/22/20 Addition Financial Arena, Orlando
2020-21 Men's Basketball

Game Time: 4:00 PM
Game Duration: 2:17
Attendance: 1,181

Cincinnati - 70

Record: 2-5 (0-2)

NO. Name	Min	FG M-A	3P M-A	FT M-A	Rebounds OR DR TOT	Fouls PF FD	TP	AS	TO	ST	Blocks BS BA	+/-
13 Tari Eason	F 09:47	1-1	0-0	3-4	1 3 4	5 3 5	1	3	0	0	0	-2
33 Chris Vogt	C 18:46	0-1	0-0	0-0	0 2 2	3 2 0	2	1	0	1	0	-14
00 David DeJulius	G 27:16	4-8	0-3	1-1	1 2 3	2 1 9	5	4	0	0	1	-6
2 Keith Williams	G 29:30	6-17	2-3	5-5	2 8 10	3 3 19	1	3	1	0	0	-2
23 Mika Adams-Woods	G 28:57	3-6	1-4	2-2	3 0 3	3 1 9	1	3	0	0	0	-4
3 Mike Saunders Jr.	20:04	0-3	0-1	2-2	1 3 4	2 1 2	3	3	1	0	1	4
24 Jeremiah Davenport	24:06	2-5	0-1	3-5	1 5 6	1 4 7	2	2	0	0	2	-5
25 Rapolas Ivanauskas	18:03	2-5	0-2	0-1	0 3 3	4 1 4	0	0	1	0	0	9
1 Zach Harvey	23:31	5-6	2-3	3-4	1 2 3	1 4 15	0	0	0	0	0	-5
Team					1 2 3		0					
Totals		23-52	5-17	19-24	11 30 41	25 20 70	15	19	3	1	4	-5

Technical Fouls: Williams 1st 15:10 Coach 1st 8:43 Eason 1st 9:05

UCF - 75

Record: 3-1 (1-0)

NO. Name	Min	FG M-A	3P M-A	FT M-A	Rebounds OR DR TOT	Fouls PF FD	TP	AS	TO	ST	Blocks BS BA	+/-
3 Isaiah Adams	F 24:43	6-8	1-2	2-6	0 4 4	4 5 15	0	1	2	0	1	3
20 Sean Mobley	F 22:33	1-3	0-1	0-1	1 1 2	4 4 2	3	1	1	0	0	9
13 Brandon Mahan	G 38:13	8-13	5-7	4-5	4 6 10	1 3 25	1	1	0	0	0	7
22 Darin Green Jr.	G 33:18	5-9	2-4	0-0	0 1 1	2 0 12	0	1	0	0	0	2
4 Dre Fuller Jr.	G 33:38	3-7	0-1	3-4	0 2 2	4 4 9	3	4	3	0	0	-3
2 Darius Perry	24:53	1-11	1-6	2-2	0 2 2	2 2 5	0	0	0	0	0	8
21 C.J. Walker	20:55	2-6	0-0	3-6	0 2 2	3 4 7	1	0	0	4	0	1
14 Ibrahim Famouke Dombia	01:47	0-0	0-0	0-0	1 0 1	2 0 0	0	0	0	0	0	-2
Team					0 3 3		0					
Totals		26-57	9-21	14-24	6 21 27	22 22 75	8	8	6	4	1	5

Technical Fouls: Walker 1st 15:10 Mahan 1st 9:05

	CIN	UCF
Biggest lead	7 (1 st 14:48)	13 (2 nd 8:20)
Best Scoring Run	11 (1 st 14:48)	10 (2 nd 17:31)
Lead Changes	5	
Times Tied	4	
Time with Lead	14:53	21:47

GAME 6 • DEC. 19, 2020 CINCINNATI (68) AT GEORGIA (83) STEGEMAN COLISEUM (ATHENS, GA.)



Official Basketball Box Score - Final
Cincinnati at Georgia
12/19/20 Stegeman Coliseum, Athens
2020-21 Men's Basketball

Game Time: 6:01 PM
Game Duration: 2:10
Attendance: 1,638

Cincinnati - 68

Record: 2-4

NO. Name	Min	FG M-A	3P M-A	FT M-A	Rebounds OR DR TOT	Fouls PF FD	TP	AS	TO	ST	Blocks BS BA	+/-
25 Rapolas Ivanauskas	F 20:09	2-4	1-3	0-0	0 6 6	2 1 5	0	1	3	0	0	-17
33 Chris Vogt	C 18:34	0-1	0-0	0-4	4 1 5	1 4 0	1	3	1	0	0	-4
00 David DeJulius	G 27:25	3-9	1-5	0-0	0 3 3	3 3 7	1	3	1	0	0	-10
2 Keith Williams	G 22:32	5-11	0-4	4-4	2 1 3	5 3 14	1	2	0	0	0	-2
23 Mika Adams-Woods	G 26:09	3-13	0-5	2-2	0 2 2	1 1 8	2	0	2	1	1	7
13 Tari Eason	26:14	5-7	1-1	0-1	2 4 6	1 1 11	2	3	2	2	0	-4
1 Zach Harvey	13:32	1-6	0-2	0-1	0 0 0	5 1 2	0	2	1	0	0	-11
3 Mike Saunders Jr.	14:28	0-2	0-2	0-2	0 0 0	3 2 0	2	3	1	0	0	-14
24 Jeremiah Davenport	23:53	6-13	1-6	5-6	5 1 6	2 6 18	0	4	1	1	1	-22
55 Gabe Madsen	07:04	1-1	1-1	0-0	1 0 1	1 0 3	0	1	0	0	0	2
Team					3 3 6		0		2			
Totals		26-67	5-29	11-20	17 21 38	24 22 68	9	24	12	4	2	-15

Technical Fouls: NONE

Georgia - 83

Record: 6-0

NO. Name	Min	FG M-A	3P M-A	FT M-A	Rebounds OR DR TOT	Fouls PF FD	TP	AS	TO	ST	Blocks BS BA	+/-
24 P.J. Horne	F 21:41	1-2	0-1	0-0	2 2 4	2 1 2	0	0	0	0	0	-6
5 Justin Kier	G 32:48	6-11	1-4	5-5	0 2 2	3 6 18	3	2	3	0	2	4
14 Tye Fagan	G 27:20	6-9	0-0	5-6	4 5 9	2 4 17	2	4	1	0	0	22
2 Sahvir Wheeler	34:54	4-14	2-4	2-2	0 2 2	3 3 12	7	6	3	0	1	24
10 Toumani Camara	31:24	7-10	1-3	4-6	0 10 10	3 6 19	0	4	2	1	0	23
3 Christian Brown	15:12	3-5	0-0	3-4	1 0 1	2 2 9	0	2	1	0	0	1
4 Andrew Garcia	16:14	1-4	0-0	0-0	1 3 4	0 2 1	1	1	0	0	1	28
25 Tyrone McMillan	07:18	1-2	0-0	0-0	0 1 1	2 0 2	1	0	0	0	0	3
11 Jaxon Eter	05:53	0-1	0-0	2-2	0 2 2	1 2 2	0	0	0	0	0	-10
13 Jonathan Ned	04:44	0-1	0-1	0-0	0 0 0	0 0 0	0	1	0	0	0	-5
12 Josh Taylor	02:32	0-0	0-0	0-0	0 1 1	0 0 0	0	1	0	1	0	-9
Team					1 2 3		0		1			
Totals		29-59	4-13	21-25	9 30 39	22 24 83	14	22	10	2	4	15

Technical Fouls: NONE

	UC	UGA
Biggest lead	1 (1 st 15:07)	25 (2 nd 3:31)
Best Scoring Run	7 (2 nd 17:38)	15 (1 st 1:00)
Lead Changes	4	
Times Tied	3	
Time with Lead	01:24	36:13

GAME 8 • JAN. 2, 2021 TULSA AT CINCINNATI FIFTH THIRD ARENA (CINCINNATI, OHIO)



2020-21 Cincinnati Men's Basketball Combined Team Statistics All games

Page 1/1
as of Dec 23, 2020

Game Records

Record	Overall	Home	Away	Neutral
ALL GAMES	2-5	2-2	0-3	0-0
CONFERENCE	0-2	0-1	0-1	0-0
NON-CONFERENCE	2-3	2-1	0-2	0-0

Score by Periods

Team	1st	2nd	OT	TOT
Cincinnati	230	249	0	479
Opponents	251	251	0	502

Team Box Score

No.	Player				Total		3-Point		F-Throw		Rebounds															
		GP-GS	MIN	AVG	FG-FGA	FG%	3FG-FGA	3FG%	FT-FTA	FT%	OFF	DEF	TOT	AVG	PF	DQ	A	TO	BLK	STL	PTS	AVG				
2	WILLIAMS, Keith	7-7	178:08	25.4	37-85	.435	7-25	.280	25-38	.658	9	21	30	4.3	22	2	10	16	4	8	106	15.1				
00	DEJULIUS, David	7-7	206:46	29.5	24-62	.387	5-28	.179	10-11	.909	3	28	31	4.4	14	0	30	12	1	5	63	9.0				
24	DAVENPORT, Jeremiah	7-0	146:02	20.9	22-46	.478	9-25	.360	8-12	.667	9	11	20	2.9	13	0	8	12	1	6	61	8.7				
23	ADAMS-WOODS, Mika	7-7	200:32	28.6	20-57	.351	5-22	.227	13-14	.929	4	7	11	1.6	12	0	11	7	2	5	58	8.3				
13	EASON, Tari	7-4	132:34	18.9	19-40	.475	3-11	.273	7-12	.583	15	24	39	5.6	15	1	11	15	7	6	48	6.9				
33	VOGT, Chris	7-7	161:33	23.1	21-32	.656	0-0	.000	3-14	.214	11	18	29	4.1	24	3	14	13	7	1	45	6.4				
25	IVANAUSKAS, Rapolas	7-3	149:53	21.4	18-38	.474	4-17	.235	4-6	.667	4	31	35	5.0	19	0	2	15	0	5	44	6.3				
1	HARVEY, Zach	7-0	103:53	14.8	11-25	.440	4-13	.308	3-5	.600	2	4	6	0.9	10	1	5	4	0	1	29	4.1				
3	SAUNDERS JR., Mike	7-0	84:29	12.1	4-16	.250	0-5	.000	8-10	.800	1	8	9	1.3	10	0	10	9	0	4	16	2.3				
20	DIARRA, Mamoudou	3-0	23:46	7.9	2-3	.667	0-1	.000	2-3	.667	1	4	5	1.7	6	0	3	1	0	0	6	2.0				
55	MADSEN, Gabe	2-0	12:23	6.2	1-3	.333	1-3	.333	0-0	.000	1	1	2	1.0	2	0	0	1	0	1	3	1.5				
Team											9	18	27					6								
Total		7	1400		179-407	.440	38-150	.253	83-125	.664	69	175	244	34.9	147	7	104	111	22	42	479	68.4				
Opponents		7	1400		170-386	.440	39-118	.331	123-164	.750	53	177	230	32.9	128	1	89	95	22	43	502	71.7				

Team Statistics

	UC	OPP
Scoring	479	502
Points per game	68.4	71.7
Scoring margin	-3.3	-
Field goals-att	179-407	170-386
Field goal pct	.440	.440
3 point fg-att	38-150	39-118
3-point FG pct	.253	.331
3-pt FG made per game	5.4	5.6
Free throws-att	83-125	123-164
Free throw pct	.664	.750
F-Throws made per game	11.9	17.6
Rebounds	244	230
Rebounds per game	34.9	32.9
Rebounding margin	+2.0	-
Assists	104	89
Assists per game	14.9	12.7
Turnovers	111	95
Turnovers per game	15.9	13.6
Turnover margin	-2.3	-
Assist/turnover ratio	0.9	0.9
Steals	42	43
Steals per game	6.0	6.1
Blocks	22	22
Blocks per game	3.1	3.1
Winning streak	0	-
Home win streak	0	-
Attendance	900	7010
Home games-Avg/Game	4-225	3-2337
Neutral site-Avg/Game	-	0-0

Team Results

Date	Opponent		Score	Att.
12/02/2020	Lipscomb	W	67-55	300
12/06/2020	Xavier	L	69-77	300
12/09/2020	Furman	W	78-73	0
12/12/2020	at Tennessee	L	56-65	4191
12/16/2020	South Fla.	L	71-74	300
12/19/2020	at Georgia	L	68-83	1638
12/22/2020	at UCF	L	70-75	1181



2020-21 Cincinnati Men's Basketball Combined Team Statistics In Conference games

Page 1/1
as of Dec 23, 2020

Game Records

Record	Overall	Home	Away	Neutral
ALL GAMES	0-2	0-1	0-1	0-0
CONFERENCE	0-2	0-1	0-1	0-0
NON-CONFERENCE	0-0	0-0	0-0	0-0

Score by Periods

Team	1st	2nd	OT	TOT
Cincinnati	76	65	0	141
Opponents	78	71	0	149

Team Box Score

No.	Player				Total		3-Point		F-Throw		Rebounds												
		GP-GS	MIN	AVG	FG-FGA	FG%	3FG-FGA	3FG%	FT-FTA	FT%	OFF	DEF	TOT	AVG	PF	DQ	A	TO	BLK	STL	PTS	AVG	
2	WILLIAMS, Keith	2-2	51:20	25.7	12-26	.462	4-7	.571	6-6	1.000	4	11	15	7.5	8	1	3	6	1	3	34	17.0	
1	HARVEY, Zach	2-0	38:55	19.5	6-8	.750	3-5	.600	3-4	.750	1	2	3	1.5	3	0	2	1	0	0	18	9.0	
13	EASON, Tari	2-2	33:45	16.9	5-8	.625	1-2	.500	7-10	.700	6	7	13	6.5	5	1	4	5	1	2	18	9.0	
00	DEJULIUS, David	2-2	51:28	25.7	6-13	.462	1-7	.143	1-1	1.000	1	3	4	2.0	4	0	7	4	1	0	14	7.0	
23	ADAMS-WOODS, Mika	2-2	56:18	28.2	5-13	.385	2-7	.286	2-2	1.000	3	0	3	1.5	3	0	2	3	0	0	14	7.0	
33	VOGT, Chris	2-2	44:23	22.2	5-13	.385	0-0	.000	3-6	.500	1	5	6	3.0	5	0	5	3	2	0	13	6.5	
24	DAVENPORT, Jeremiah	2-0	49:47	24.9	4-12	.333	0-4	.000	3-5	.600	2	6	8	4.0	3	0	2	3	0	1	11	5.5	
3	SAUNDERS JR., Mike	2-0	35:52	17.9	2-7	.286	0-1	.000	6-6	1.000	1	5	6	3.0	4	0	7	4	0	2	10	5.0	
25	IVANAUSKAS, Rapolas	2-0	38:12	19.1	4-8	.500	1-4	.250	0-1	.000	0	7	7	3.5	6	0	0	5	0	1	9	4.5	
Team											2	3	5										
Total		2	400		49-108	.454	12-37	.324	31-41	.756	21	49	70	35.0	41	2	32	34	5	9	141	70.5	
Opponents		2	400		56-120	.467	16-38	.421	21-36	.583	21	43	64	32.0	39	0	23	23	10	12	149	74.5	

Team Statistics

	UC	OPP
Scoring	141	149
Points per game	70.5	74.5
Scoring margin	-4.0	-
Field goals-att	49-108	56-120
Field goal pct	.454	.467
3 point fg-att	12-37	16-38
3-point FG pct	.324	.421
3-pt FG made per game	6.0	8.0
Free throws-att	31-41	21-36
Free throw pct	.756	.583
F-Throws made per game	15.5	10.5
Rebounds	70	64
Rebounds per game	35.0	32.0
Rebounding margin	+3.0	-
Assists	32	23
Assists per game	16.0	11.5
Turnovers	34	23
Turnovers per game	17.0	11.5
Turnover margin	-5.5	-
Assist/turnover ratio	0.9	1.0
Steals	9	12
Steals per game	4.5	6.0
Blocks	5	10
Blocks per game	2.5	5.0
Winning streak	0	-
Home win streak	0	-
Attendance	300	1181
Home games-Avg/Game	1-300	1-1181
Neutral site-Avg/Game	-	0-0

Team Results

Date	Opponent		Score	Att.
12/16/2020	South Fla.	L	71-74	300
12/22/2020	at UCF	L	70-75	1181



2020-21 Cincinnati Men's Basketball
Team Game-by-Game
All games

Page 1/1
as of Dec 23, 2020

				Total		3-Pointers		Free throws		Rebounds											
Opponent	Date	Score		FG-FGA	PCT	3FG-FGA	PCT	FT-FTA	PCT	OFF	DEF	TOT	AVG	PF	A	TO	BLK	STL	PTS	AVG	
Lipscomb	12/02/2020	67-55	W	28-62	.452	4-22	.182	7-13	.538	12	23	35	35.0	16	15	12	5	5	67	67.0	
Xavier	12/06/2020	69-77	L	27-64	.422	5-21	.238	10-15	.667	8	26	34	34.5	19	19	8	2	5	69	68.0	
Furman	12/09/2020	78-73	W	27-48	.563	4-13	.308	20-29	.690	5	28	33	34.0	21	18	16	5	4	78	71.3	
at Tennessee	12/12/2020	56-65	L	22-58	.379	8-28	.286	4-7	.571	6	28	34	34.0	26	11	17	1	7	56	67.5	
South Fla.	12/16/2020	71-74	L	26-56	.464	7-20	.350	12-17	.706	10	19	29	33.0	17	17	15	4	6	71	68.2	
at Georgia	12/19/2020	68-83	L	26-67	.388	5-29	.172	11-20	.550	17	21	38	33.8	24	9	24	4	12	68	68.2	
at UCF	12/22/2020	70-75	L	23-52	.442	5-17	.294	19-24	.792	11	30	41	34.9	24	15	19	1	3	70	68.4	
Total		479		179-407	.440	38-150	.253	83-125	.664	69	175	244	34.9	147	104	111	22	42	479	68.4	
Opponents		502		170-386	.440	39-118	.331	123-164	.750	53	177	230	32.9	128	89	95	22	43	502	71.7	

Cincinnati Averages

Games Played	Points/game	FG Pct	3FG Pct	FT Pct	Rebounds/game	Assists/game	Turnovers/game	Assist/Turnover ratio	Steals/game	Blocks/game
7	68.4	44.0	25.3	66.4	34.9	14.9	15.9	0.9	6.0	3.1



**2020-21 Cincinnati Men's Basketball
Opponents Game-by-Game
All games**

Page 1/1
as of Dec 23, 2020

				Total		3-Pointers		Free throws		Rebounds											
Opponent	Date	Score		FG-FGA	PCT	3FG-FGA	PCT	FT-FTA	PCT	OFF	DEF	TOT	AVG	PF	A	TO	BLK	STL	PTS	AVG	
Lipscomb	12/02/2020	67-55	W	18-41	.439	3-9	.333	16-21	.762	2	26	28	28.0	17	14	19	0	7	55	55.0	
Xavier	12/06/2020	69-77	L	25-49	.510	7-18	.389	20-25	.800	0	31	31	29.5	17	14	12	3	4	77	66.0	
Furman	12/09/2020	78-73	W	23-58	.397	7-28	.250	20-27	.741	7	16	23	27.3	23	15	8	3	6	73	68.3	
at Tennessee	12/12/2020	56-65	L	19-59	.322	2-12	.167	25-30	.833	14	31	45	31.8	10	9	11	4	4	65	67.5	
South Fla.	12/16/2020	71-74	L	30-63	.476	7-17	.412	7-12	.583	15	22	37	32.8	17	15	15	6	6	74	68.8	
at Georgia	12/19/2020	68-83	L	29-59	.492	4-13	.308	21-25	.840	9	30	39	33.8	22	14	22	2	10	83	71.2	
at UCF	12/22/2020	70-75	L	26-57	.456	9-21	.429	14-24	.583	6	21	27	32.9	22	8	8	4	6	75	71.7	
Total		502		170-386	.440	39-118	.331	123-164	.750	53	177	230	32.9	128	89	95	22	43	502	71.7	
Cincinnati		479		179-407	.440	38-150	.253	83-125	.664	69	175	244	34.9	147	104	111	22	42	479	68.4	

Opponents Averages

Games Played	Points/game	FG Pct	3FG Pct	FT Pct	Rebounds/game	Assists/game	Turnovers/game	Assist/Turnover ratio	Steals/game	Blocks/game
7	71.7	44.0	33.1	75.0	32.9	12.7	13.6	0.9	6.1	3.1



2020-21 Cincinnati Men's Basketball
Season Schedule/Results & Leaders
All games

Page 1/1
as of Dec 23, 2020

Game Records

Record	Overall	Home	Away	Neutral
ALL GAMES	2-5	2-2	0-3	0-0
CONFERENCE	0-2	0-1	0-1	0-0
NON-CONFERENCE	2-3	2-1	0-2	0-0

Team Results

Date	Opponent		Score	Att.	High Points	High Rebounds
12/02/2020	Lipscomb	W	67-55	300	(16) ADAMS-WOODS, Mika	(7) VOGT, Chris
12/06/2020	Xavier	L	69-77	300	(18) WILLIAMS, Keith	(8) EASON, Tari
12/09/2020	Furman	W	78-73	0	(27) WILLIAMS, Keith	(9) DEJULIUS, David
12/12/2020	at Tennessee	L	56-65	4191	(14) DAVENPORT, Jeremiah	(7) EASON, Tari
12/16/2020	South Fla.	L	71-74	300	(15) WILLIAMS, Keith	(9) EASON, Tari
12/19/2020	at Georgia	L	68-83	1638	(18) DAVENPORT, Jeremiah	(6) IVANAUSKAS, Rapolas
						(6) DAVENPORT, Jeremiah
						(6) EASON, Tari
12/22/2020	at UCF	L	70-75	1181	(19) WILLIAMS, Keith	(10) WILLIAMS, Keith

Attendance Summary

	Games	Attend	Avg/Game
Home	4	900	225
Away	3	7010	2337
Neutral	0	0	0
Total	7	7910	1130



2020-21 Cincinnati Men's Basketball
Points-rebounds-assists
All games

Page 1/1
as of Dec 23, 2020

Opponent	Date	Score		00 DEJULIUS,D	1 HARVEY,ZAC	2 WILLIAMS,K	3 SAUNDERS,J	13 EASON,TARI	20 DIARRA,MAM	23 ADAMS-WOOD	24 DAVENPORT,	25 IVANAUSKAS	33 VOGT,CHRIS	55 MADSEN,GAB
Lips	12/02/2020	67-55	W	8-6-4	7-2-1	7-0-2	0-0-0	2-3-1	0-2-0	16-3-2	4-2-4	11-6-0	12-7-1	0-1-0
XU	12/06/2020	69-77	L	16-5-6	0-0-0	18-6-3	2-0-1	2-8-2	2-1-2	5-1-3	6-1-0	10-6-0	8-1-2	DNP
Furman	12/09/2020	78-73	W	7-9-5	0-0-0	27-5-1	2-2-0	8-2-2	4-2-1	7-1-1	8-1-2	7-4-2	8-5-4	DNP
at UT	12/12/2020	56-65	L	11-4-7	2-1-2	6-1-0	2-1-0	7-7-0	DNP	8-1-1	14-2-0	2-6-0	4-5-1	DNP
USF	12/16/2020	71-74	L	5-1-2	3-0-2	15-5-2	8-2-4	13-9-3	DNP	5-0-1	4-2-0	5-4-0	13-4-3	DNP
at UGa	12/19/2020	68-83	L	7-3-1	2-0-0	14-3-1	0-0-2	11-6-2	DNP	8-2-2	18-6-0	5-6-0	0-5-1	3-1-0
at UCF	12/22/2020	70-75	L	9-3-5	15-3-0	19-10-1	2-4-3	5-4-1	DNP	9-3-1	7-6-2	4-3-0	0-2-2	DNP