

# CINCINNATI BASKETBALL

2 NATIONAL TITLES • 6 FINAL FOURS • 8 ELITE EIGHTS • 10 SWEET SIXTEENS • 32 NCAA TOURNAMENTS • 40 CONFERENCE CHAMPIONSHIPS



## 2018 NCAA CHAMPIONSHIP FIRST ROUND • GAME 35

NO. 2 SEED **CINCINNATI (30-4) vs.**

NO. 15 SEED **GEORGIA STATE (24-10)**

Friday, March 16 • 2 p.m. (ET) • Bridgestone Arena • Nashville, Tenn.

## GAME AT A GLANCE

**SERIES INFO:** First meeting in series history

**STREAK:** N/A

**2017-18 MEETINGS:** N/A

**Ron Hunter** is in his seventh season at Georgia State (147-84); 24th season overall (421-294)

**Mick Cronin** is in his 12th season at Cincinnati (267-139); 15th season overall (336-163)

**AP/USA TODAY RANKINGS (MARCH 5):** Cincinnati (6/10); Georgia State (—/—)

**RADIO:** 700 WLW; **Dan Hoard** provides play-by-play with color analyst **Terry Nelson**

**TV:** TBS; **Andrew Catalan** provides play-by-play with color analyst **Steve Lappas**. **Jamie Erdahl** reports

**JOIN THE CONVERSATION (TWITTER, FACEBOOK, INSTAGRAM):** @GoBearsMBB or GoBearsMBB

## CINCINNATI PROBABLE STARTERS & RESERVES

NO.	NAME	POS.	HT.	WT.	CL.-EXP.	HOMETOWN	GP-GS	PPG	RPG	APG	MIN
3	Justin Jenifer	G	5-10	175	Jr.-2L	Baltimore, Md.	34-31	4.9	1.0	2.5	19.4
34	Jarron Cumberland	G	6-5	215	So.-1L	Wilmington, Ohio	34-34	10.9	3.7	2.9	28.6
1	Jacob Evans III	G/F	6-6	210	Jr.-2L	Baton Rouge, La.	34-34	12.9	4.6	3.2	30.8
11	Gary Clark	F	6-8	230	Sr.-3L	Clayton, N.C.	34-34	13.0	8.5	2.1	28.1
24	Kyle Washington	F	6-9	230	Sr.-1L	Champlin, Minn.	34-32	11.3	5.4	1.4^	23.0

### OFF THE BENCH

15	Cane Broome	G	6-0	165	Jr.-Tr.	East Hartford, Conn.	32-3	8.2	1.6	2.9	20.7
5	Trevor Moore	G	6-5	200	Fr.-HS	Houston, Texas	33-0	3.5	1.7	0.5*	11.8
13	Trevon Scott	F	6-8	220	R-So.-1L	Darien, Ga.	34-0	3.1	3.5	0.9	12.4
2	Keith Williams	G	6-5	210	Fr.-HS	Brooklyn, N.Y.	32-0	3.2	1.3	0.5*	10.1
33	Nysier Brooks	C	6-11	250	So.-1L	Philadelphia, Pa.	34-2	2.7	2.4	0.6^	9.8
22	Eliel Nsoseme	F/C	6-9	220	Fr.-HS	Kinsasha, Congo	28-0	0.9	1.7	0.4^	5.7
20	Mamoudou Diarra	F	6-9	215	Fr.-HS	Bamako, Mali	7-0	2.9	1.9	0.7^	6.6
14	Jackson Bart	F	6-5	215	R-So.-Tr.	Oklahoma City, Okla.	12-0	0.5	0.0	0.0	1.3
31	Sam Martin	G	5-10	160	Fr.-HS	Cincinnati, Ohio	10-0	0.2	0.1	0.2	1.9
32	John Koz	G	6-1	190	So.-1L	Cleveland, Ohio	8-0	0.3	0.3	0.1	1.3

Starters listed based on last game; ^-Blocks; \*-Steals

## CINCINNATI STORYLINES

- » Cincinnati earned an automatic berth in the 2018 NCAA Tournament, winning the American Athletic Conference Championship on Sunday, March 11. It marked the first league tournament title for the Bearcats since 2004.
- » Cincinnati also won its first outright regular-season conference title since 2002, finishing The American with a 16-2 league mark, two games ahead of Wichita State.
- » The Bearcats are making their 32nd appearance in the NCAA Tournament, including each of the last eight events. UC is one of six schools to appear in the "Big Dance" every year since 2011.
- » UC's No. 2 seed is its highest since 2002 (No. 1).
- » Cincinnati has posted 30 wins in back-to-back seasons for the first time in school history.
- » UC head coach **Mick Cronin** was named the Sporting News Coach of the Year on Thursday, March 8. He is also a semifinalist for the Werner Ladder Naismith Coach of the Year Award.
- » **Gary Clark** earned tournament MVP honors at the American Championship on Sunday, March 11, after averaging 16.3 points and 11.7 rebounds with three double-doubles.
- » League coaches selected Clark as the AAC Player, of the Year, Defensive Player of the Year and a unanimous first team selection. He also received the Sportsmanship Award.
- » **Jacob Evans III** was named to The American's First Team while **Kyle Washington** was chosen as an all-conference honorable mention selection and tabbed to the American Championship All-Tournament Team.
- » Cincinnati's field goal percentage defense (.370) is the lowest of the 12-year Mick Cronin coaching era and the lowest at UC since the 1961-62 campaign (.369). Its scoring defense (57.1 points allowed) is the second lowest under Cronin behind only 2014-15 (55.8) and the second lowest since 1962-63 (52.9).

## 2017-18 SCHEDULE/RESULTS

Day/Date	Opponent	TV	Time/Result
Wed./Nov. 1	at Bellarmine (Exhibition)-1	None	W, 89-67
Sun./Nov. 5	Embry-Riddle (Exhibition)	BEARCATS TV	W, 101-68
Fri./Nov. 10	Savannah State-2	FSO/ESPN3	W, 107-77
Mon./Nov. 13	Western Carolina	ESPN3	W, 102-51
Thurs./Nov. 16	Coppin State	FSO/ESPN3	W, 97-54

### CAYMAN ISLANDS CLASSIC (GEORGE TOWN, CAYMAN ISLANDS)

Mon./Nov. 20	Buffalo-3	FloHoops	W, 73-67
Tues./Nov. 21	Richmond-3	FloHoops	W, 75-48
Wed./Nov. 22	Wyoming-3	FloHoops	W, 78-53

Mon./Nov. 27	Alabama State	ESPNU	W, 83-51
Sat./Dec. 2	at No. 21 Xavier-4	FS1	L, 76-89
Sat./Dec. 9	vs. No. 5 Florida-5	ESPN2	L, 60-66
Tues./Dec. 12	Mississippi State	ESPN2	W, 65-50
Sat./Dec. 16	at UCLA	CBS	W, 77-63
Tues./Dec. 19	Arkansas-Pine Bluff	ESPN3	W, 77-49
Thurs./Dec. 21	Cleveland State	ESPN3	W, 81-62
Sun./Dec. 31	Memphis •	ESPNU	W, 82-48
Thurs./Jan. 4	at Temple •	ESPN2	W, 55-53
Sun./Jan. 7	SMU •	ESPN2	W, 76-56
Sat./Jan. 13	at USF •	ESPNNews	W, 78-55
Tues./Jan. 16	at UCF •	CBS Sports Network	W, 49-38
Sat./Jan. 20	ECU •	ESPNNews	W, 86-60
Wed./Jan. 24	Temple •	CBS Sports Network	W, 75-42
Sat./Jan. 27	at Memphis •	CBS Sports Network	W, 62-48
Wed./Jan. 31	Houston •	CBS Sports Network	W, 80-70
Sat./Feb. 3	at UConn • (Storrs, Conn.)	ESPN2	W, 65-57
Tues./Feb. 6	UCF •	CBS Sports Network	W, 77-40
Sun./Feb. 11	at SMU •	ESPN	W, 76-51
Thurs./Feb. 15	at Houston •	CBS Sports Network	L, 62-67
Sun./Feb. 18	No. 19 Wichita State •	ESPN	L, 72-76
Thurs./Feb. 22	UConn •	ESPN	W, 77-52
Sun./Feb. 25	Tulsa •	CBS Sports Network	W, 82-74
Thurs./March 1	at Tulane •	ESPN	W, 78-49
Sun./March 4	at No. 11 Wichita State •	CBS	W, 62-61

### AMERICAN CHAMPIONSHIP (ORLANDO, FLA.)

Fri./March 9	SMU (Quarterfinals)-6	ESPN2	W, 61-51
Sat./March 10	Memphis (Semifinals)-6	CBS	W, 70-60
Sun./March 11	No. 21 Houston (Finals)-6	CBS	W, 56-55

### NCAA CHAMPIONSHIP

Fri./March 16	Georgia State (1st Rd)-7	TBS	2 p.m. ET
Sun./March 18	Nevada/Texas (2nd Rd)-7	CBS/Turner	TBA
March 22-25	Regional Semifinals & Finals-8	CBS/Turner	TBA
March 31-Apr. 2	Final Four & Championship-9	CBS/Turner	TBA

**Notes:** Cincinnati will play its home games at BBOT Arena in Highland Heights, Kentucky, during the 2017-18 season. All times listed are Eastern. Home games are in **boldface**. (•) - Denotes American Athletic Conference game.

**Key:** FSO - FOX Sports Ohio; FloHoops - Internet stream, subscription required  
FS1 - Fox Sports 1;

1-Louisville, Ky. (Freedom Hall); 2-Cayman Islands Classic (campus sites); 3-Cayman Islands Classic (John Gray Gymnasium); 4-Skyline Chili Crosstown Shootout (Cintas Center); 5-Never Forget Tribute Classic (Prudential Center); 6-American Championship (Amway Center); 7-NCAA Championship First and Second Round site: Nashville, Tenn. (Bridgestone Arena)  
8-NCAA Championship Regional sites: Atlanta, Ga. (Philips Arena), Los Angeles, Calif. (Staples Center), Boston, Mass. (TD Garden), Omaha, Neb. (CenturyLink Center);  
9-NCAA Championship Final Four site: San Antonio, Texas (Alamodome).

# WE WEAR CINCINNATI!

## 2017-18 CINCINNATI NUMERICAL ROSTER

NO.	NAME	POS.	HT.	WT.	CLASS	EXP.	HOMETOWN/LAST SCHOOL
1	Jacob Evans III	G/F	6-6	210	Jr.	2L	Baton Rouge, La./St. Michael the Archangel HS
2	Keith Williams	G	6-5	210	Fr.	HS	Brooklyn, N.Y./Bishop Loughlin Memorial
3	Justin Jenifer	G	5-10	175	Jr.	2L	Baltimore, Md./Milford Mill Academy
5	Trevor Moore	G	6-5	200	Fr.	HS	Houston, Texas/South Kent Prep (Conn.)
11	Gary Clark	F	6-8	230	Sr.	3L	Clayton, N.C./Clayton HS
13	Trevon Scott	F	6-8	220	R-So.	1L	Darien, Ga./McIntosh County Academy
14	Jackson Bart #	F	6-5	215	R-So.	1L	Oklahoma City, Okla./Bartlesville HS/Oral Roberts
15	Cane Broome @	G	6-0	165	Jr.	Tr.	East Hartford, Conn./Sacred Heart
20	Mamoudou Diarra	F	6-9	215	Fr.	HS	Bamako, Mali/22 Feet Academy (S.C.)
22	Eliel Nsoseme	F/C	6-9	220	Fr.	HS	Kinsasha, Congo/RISE Centre Academy (Ontario, Canada)
24	Kyle Washington	F	6-9	230	Sr.	1L	Champlin, Minn./NC State
31	Sam Martin #	G	5-10	160	Fr.	HS	Cincinnati, Ohio/Summit Country Day
32	John Koz #	G	6-1	190	So.	1L	Cleveland, Ohio/Bay HS
33	Nysier Brooks	C	6-11	250	So.	1L	Philadelphia, Pa./Advanced Prep International (Texas)
34	Jarron Cumberland	G	6-5	215	So.	1L	Wilmington, Ohio/Wilmington HS

## 2017-18 CINCINNATI ALPHABETICAL ROSTER

NO.	NAME	POS.	HT.	WT.	CLASS	EXP.	HOMETOWN/LAST SCHOOL
14	Jackson Bart #	F	6-5	215	R-So.	1L	Oklahoma City, Okla./Bartlesville HS/Oral Roberts
33	Nysier Brooks	C	6-11	250	So.	1L	Philadelphia, Pa./Advanced Prep International (Texas)
15	Cane Broome @	G	6-0	165	Jr.	Tr.	East Hartford, Conn./Sacred Heart
11	Gary Clark	F	6-8	230	Sr.	3L	Clayton, N.C./Clayton HS
34	Jarron Cumberland	G	6-5	215	So.	1L	Wilmington, Ohio/Wilmington HS
20	Mamoudou Diarra	F	6-9	215	Fr.	HS	Bamako, Mali/22 Feet Academy (S.C.)
1	Jacob Evans III	G/F	6-6	210	Jr.	2L	Baton Rouge, La./St. Michael the Archangel HS
3	Justin Jenifer	G	5-10	175	Jr.	2L	Baltimore, Md./Milford Mill Academy
32	John Koz #	G	6-1	190	So.	1L	Cleveland, Ohio/Bay HS
31	Sam Martin #	G	5-10	160	Fr.	HS	Cincinnati, Ohio/Summit Country Day
5	Trevor Moore	G	6-5	200	Fr.	HS	Houston, Texas/South Kent Prep (Conn.)
22	Eliel Nsoseme	F/C	6-9	220	Fr.	HS	Kinsasha, Congo/RISE Centre Academy (Ontario, Canada)
13	Trevon Scott	F	6-8	220	R-So.	1L	Darien, Ga./McIntosh County Academy
24	Kyle Washington	F	6-9	230	Sr.	1L	Champlin, Minn./NC State
2	Keith Williams	G	6-5	210	Fr.	HS	Brooklyn, N.Y./Bishop Loughlin Memorial

@ - Eligible after sitting out the 2016-17 season due to NCAA transfer rules; # - Walk-on

### COACHING & SUPPORT STAFF

Head Coach: Mick Cronin (12th season at UC; 15th season overall)

Associate Head Coach: Larry Davis

Assistant Coaches: Darren Savino, Antwon Jackson

Director of Basketball Operations: Mark Berger

Director of Student-Athlete Development: T.J. Wolf

Video, Analytics & Recruiting Coordinator: Greg YOUNCOFSKI

Program Assistant: JaQuon Parker

Student Assistant Coach: DerMarr Johnson

Senior Associate AD/Medical Services: Bob Mangine

Director of Sports Performance: Mike Rehfeldt

Assistant Director of Equipment: Andy Frigge

## CINCINNATI QUICK FACTS

### GENERAL INFORMATION

Location	Cincinnati, Ohio 45221
Founded	1819
Enrollment	44,783
Nickname	Bearcats
Colors	Red (PMS: 186) and Black
Arena (Capacity)	BB&T Arena [in Highland Heights, Ky.] (9,400)
Affiliation	NCAA Division I
Conference	American
President	Dr. Neville G. Pinto
Director of Athletics	Mike Bohn
Faculty Representative	Dr. David M. Szymanski
Department of Athletics Phone	(513) 556-4603
Athletics Ticket Office Phone	(877) CATS-TIX

### ATHLETIC COMMUNICATIONS

Asst. AD/Primary Basketball Contact	Andre Foushee
Office/Cell Phone	(513) 556-5182/(859) 797-7871
Email Address	Andre.Foushee@uc.edu
Assoc. Director/Secondary Basketball Contact	Alex Ryan
Office/Cell Phone	513-556-0618/(513) 623-9992
Email Address	Alex.Ryan@uc.edu
Press Row Phone	(513) 556-3800
Website	GoBears.com
Twitter, Facebook, Instagram	@GoBears.com or GoBears.com

### BASKETBALL STAFF

Head Coach	Mick Cronin (Cincinnati '97)
Basketball Office Phone	(513) 556-5847
Associate Head Coach	Larry Davis (Asbury '78)
Assistant Coach	Darren Savino (Jersey City '94)
Assistant Coach	Antwon Jackson (Pikeville College '93)
Director of Operations	Mark Berger (Cincinnati '01)
Dir. of Student-Athlete Development	T.J. Wolf (Murray State '07)
Video, Analytics & Recruiting Coordinator	Greg YOUNCOFSKI (Kansas '13)
Program Assistant	JaQuon Parker (Cincinnati '14)
Student Assistant	DerMarr Johnson
Sr. Assoc. AD/Medical Services	Bob Mangine (Pittsburgh '73)
Dir. of Sports Performance	Mike Rehfeldt (St. Cloud St. '05)
Administrative Assistant	Winona Shaw-Gunn

### HISTORY

First season of basketball	1901-02
All-time record	1,787-1,007 (.640)
NCAA appearances / last	32 / 2018
All-time record	45-30 (.600)
NCAA Championships	2 / 1961, 1962
Final Four appearances / last	6 / 1992
Elite Eight appearances / last	8 / 1996
Sweet 16 appearances / last	10 / 2012
Conference Championships / last	40 / 2018
Postseason NIT appearances / last	10 / 2010
All-time record	8-10 (.444)

## PRONUNCIATION

NYSIER Brooks	nah-SEER
JARRON Cumberland	JAIR-in
MAMOUDOU DIARRA	MAMA-doo DEE-are-eh
John KOZ	rhymes with nose
ELIEL NSOSEME	A-lee-el SO-seme
Trevon Scott	TREY-vaughn

## ROSTER INFORMATION

### By State/Country

Congo	(1) Eliel Nsoseme
Connecticut	(1) Cane Broome
Georgia	(1) Trevon Scott
Louisiana	(1) Jacob Evans
Mali	(1) Mamoudou Diarra
Maryland	(1) Justin Jenifer
Minnesota	(1) Kyle Washington
North Carolina	(1) Gary Clark
New York	(1) Keith Williams
Ohio	(3) Jarron Cumberland, John Koz, Sam Martin
Oklahoma	(1) Jackson Bart
Pennsylvania	(1) Nysier Brooks
Texas	(1) Trevor Moore

### By Class

True Freshmen	(5) Mamoudou Diarra, Sam Martin, Trevor Moore, Eliel Nsoseme, Keith Williams
Sophomores	(2) Nysier Brooks, Jarron Cumberland
R-Sophomores	(2) Jackson Bart, Trevon Scott
Juniors	(3) Cane Broome, Jacob Evans III, Justin Jenifer
Seniors	(2) Gary Clark, Kyle Washington

### By Height

6-11	(1) Nysier Brooks
6-9	(3) Mamoudou Diarra, Eliel Nsoseme, Kyle Washington
6-8	(2) Gary Clark, Trevon Scott
6-6	(1) Jacob Evans III
6-5	(4) Jackson Bart, Jarron Cumberland, Trevor Moore, Keith Williams
6-1	(1) John Koz
6-0	(1) Cane Broome
5-10	(2) Justin Jenifer, Sam Martin

### TEAM INFORMATION

2016-17 Record	30-6
American Athletic Conference Record (Place)	16-2 (2nd)
Starters returning/lost	3/2
Letterwinners returning/lost	9/4
Percent of scoring returning	74.6 percent (1,994 of 2,674)
Percent of rebounding returning	79.8 percent (997 of 1,224)



## CINCINNATI IN THE NCAA CHAMPIONSHIP

- » During its NCAA Championship history, Cincinnati has compiled a 45-30 all-time record en route to winning two national titles (1961 and 1962), making eight regional finals (1959-63, 1992-93, 1996) and six final fours (1959-63, 1992).
- » The Bearcats are making the program's 32nd NCAA Tournament appearance this season. UC is one of 18 programs with 32 or more NCAA Tournament appearances.
- » Cincinnati is one of six schools in the nation to have appeared in the last eight NCAA Tournaments, joining Duke, Gonzaga, Kansas, Michigan State and North Carolina.
- » The Bearcats are one of eight teams to appear in the NCAA Tournament at least 22 times in the last 27 seasons (since 1992).
- » Mick Cronin is one of six coaches to take his team to the NCAA Tournament in each of the last eight years, joining Mark Few (Gonzaga), Tom Izzo (Michigan State), Mike Krzyzewski (Duke), Bill Self (Kansas) and Roy Williams (North Carolina).
- » Cincinnati's current streak of eight consecutive NCAA Tournament appearances is the second longest in school history. Bob Huggins took UC to 14 consecutive tournaments from 1992-2005.
- » Cronin is 5-7 in the NCAA Tournament with Cincinnati. He was 0-2 in two trips with Murray State (2004 & 2006).
- » Senior Gary Clark joins former Bearcats Troy Caupain (2014-17), Kevin Johnson (2014-17), Shaq Thomas (2013-2016), Jermaine Sanders (2012-2015), Sean Kilpatrick (2011-2014) and Justin Jackson (2011-2014) as Cronin-coached players to participate in four NCAA Tournaments during their careers.
- » As a No. 6 seed a year ago, UC defeated Kansas State 75-61 before falling to UCLA 79-67 in Sacramento, Calif.
- » As a No. 9 seed in 2016, Cincinnati lost to No. 8 seed Saint Joseph's 78-76 in the first round of the West region in Spokane, Wash. An Octavius Ellis dunk was ruled to come just after the final buzzer that would have sent the contest into overtime.
- » As a No. 8 seed in the Midwest region in 2015 NCAA Tournament, Cincinnati defeated Purdue 66-65 in overtime before falling to previously undefeated and tournament top seed Kentucky 64-51. Both games were played at the KFC Yum! Center in Louisville, Ky.
- » As the No. 5 seed in the East region of the 2014 NCAA Tournament, UC was upset by No. 12 seed Harvard 61-57 on March 20 in Spokane, Wash.
- » At the 2013 NCAA Tournament as a No. 10 seed in the Midwest region, Cincinnati lost to No. 7 seed Creighton 67-63 in the second round on March 22 in Philadelphia, Pa.
- » As a sixth-seed in the East region in 2012, the Bearcats advanced to their first NCAA Sweet 16 since 2001, defeating Texas (65-59) and Florida State (62-56) in Nashville, Tenn., before falling to Ohio State (81-66) in the regional semifinals in Boston.
- » The Bearcats returned to the tournament for the first time in six seasons in 2010-11 as a sixth-seed in the West region. UC knocked off Missouri (78-63) in the second round before falling to fellow BIG EAST Conference member and eventual national champion, Connecticut (69-58) two days later.
- » Cincinnati is one of only five programs in the nation to play in three consecutive NCAA title games (1961-63), joining Ohio State (1960-62), UCLA (1967-73), Duke (1990-92) and Kentucky (1996-98). The Bearcats won the crown in 1961 and 1962 and were second in 1963.

## UC'S NCAA CHAMPIONSHIP RESULTS

1958	1-1	Midwest Regional—3rd place
<b>1959</b>	<b>3-1</b>	<b>Midwest Regional—Champs</b>
		<b>Final Four—3rd place</b>
<b>1960</b>	<b>3-1</b>	<b>Midwest Regional—Champs</b>
		<b>Final Four—3rd place</b>
<b>1961</b>	<b>4-0</b>	<b>Midwest Regional—Champs</b>
		<b>Final Four—National Champs</b>
<b>1962</b>	<b>4-0</b>	<b>Midwest Regional—Champs</b>
		<b>Final Four—National Champs</b>
<b>1963</b>	<b>3-1</b>	<b>Midwest Regional—Champs</b>
		<b>Final Four—Runner-Up</b>
1966	0-2	Midwest Regional—4th place
1975	2-1	Midwest Regional—3rd place
1976	0-1	Midwest Pre-Regional
1977	0-1	Midwest Pre-Regional
<b>1992</b>	<b>4-1</b>	<b>Midwest Regional (No. 4 seed)</b>
		<b>Regional Champs</b>
		<b>Final Four—Semifinalist</b>
1993	3-1	East Regional (No. 2 seed)
		Regional Runner-up
1994	0-1	West Regional (No. 8 seed)
1995	1-1	West Regional (No. 7 seed)
1996	3-1	Southeast Regional (No. 2 seed)
		Regional Runner-up
1997	1-1	Midwest Regional (No. 3 seed)
1998	1-1	West Regional (No. 2 seed)
1999	1-1	East Regional (No. 3 seed)
2000	1-1	South Regional (No. 2 seed)
2001	2-1	West Regional (No. 5 seed)
2002	1-1	West Regional (No. 1 seed)
2003	0-1	West Regional (No. 8 seed)
2004	1-1	Atlanta Regional (No. 4 seed)
2005	1-1	Austin Regional (No. 7 seed)
2011	1-1	West Regional (No. 6 seed)
2012	2-1	East Regional (No. 6 seed)
2013	0-1	Midwest Regional (No. 10 seed)
2014	0-1	East Regional (No. 5 seed)
2015	1-1	Midwest Regional (No. 8 seed)
2016	0-1	West Regional (No. 9 seed)
2017	1-1	South Regional (No. 6 seed)

## UC AT THE NCAA CHAMPIONSHIP

Appearances: 31  
 Record: 45-30 (.600)  
 8 Elite Eight Appearances (1959-63, 1992, 1993, 1996)  
 6 Final Four Appearances (1959-63, 1992)  
 2 National Championships (1961, 1962)

## RECORD BY REGION

Atlanta Regional: 1-1      Austin Regional: 1-1  
 East Regional: 6-4      Midwest Region: 26-13  
 South Regional: 2-2      Southeast Regional: 3-1  
 West Regional: 6-8

## RECORD BY SEED

No. 1 seed: 1-1      No. 2 seed: 8-4  
 No. 3 seed: 6-3      No. 4 seed: 1-1  
 No. 5 seed: 2-2      No. 6 seed: 4-3  
 No. 7 seed: 2-2      No. 8 seed: 1-3  
 No. 9 seed: 0-1      No. 10 seed: 0-1

## RECORD BY LOCATION

Anaheim, Calif.: 0-1      Auburn Hills, Mich.: 1-1  
 Boise, Idaho: 1-1      Boston, Mass.: 1-2  
 Columbus, Ohio: 1-1      Dayton, Ohio: 2-0  
 East Rutherford, N.J.: 1-1      Indianapolis, Ind.: 1-1  
 Kansas City, Mo.: 2-0      Las Cruces, N.M.: 1-1  
 Lawrence, Kan.: 7-1      Lexington, Ky.: 1-1  
 Louisville, Ky.: 5-3      Lubbock, Texas: 1-2  
 Manhattan, Kan.: 2-0      Minneapolis, Minn.: 0-1  
 Nashville, Tenn.: 3-1      Ogden, Utah: 0-1  
 Omaha, Neb.: 0-1      Orlando, Fla.: 2-0  
 Pittsburgh, Pa.: 1-1      Philadelphia, Pa.: 0-1  
 Sacramento, Calif.: 1-1      Salt Lake City, Utah: 1-2  
 San Diego, Calif.: 2-0      San Francisco, Calif.: 1-1  
 Spokane, Wash.: 0-2      Syracuse, N.Y.: 2-0  
 Washington, D.C.: 1-1

## TEAM SINGLE-GAME RECORDS

Points	101	v. UCLA, 2002
FG	43	v. DePaul, 1960
FGA	80	v. UCLA, 2002
FG Pct.	.628	v. Kansas State, 2017
3-FG	15	v. Connecticut, 1995
3-FGA	32	v. East Tenn. St., 2004
3-FG Pct	.579	v. Brigham Young, 2001
FT	27	v. Arkansas, 1958
FTA	39	v. Oregon State, 1963
FT Pct.	.900	v. Temple, 1996
Assists	24	v. Louisville, 1959
Rebounds	68	v. Texas Tech, 1961

## INDIVIDUAL SINGLE-GAME RECORDS

Points	56	Oscar Robertson v. Arkansas, 1958
FG	21	Oscar Robertson v. Arkansas, 1958
FGA	36	Oscar Robertson v. Arkansas, 1958
3-FG	6	Nick Van Exel v. N. Carolina, 1993
3-FGA	14	Nick Van Exel v. N. Carolina, 1993
FT	14	Oscar Robertson v. Arkansas, 1958
FTA	19	Oscar Robertson v. Louisville, 1959
Assists	9	Oscar Robertson v. California, 1959
		Damon Flint v. Butler, 1997
Rebounds	20	Mike Franklin v. Notre Dame, 1975

# CINCINNATI IN THE NCAA TOURNAMENT

## CINCINNATI'S ALL-TIME RESULTS AT THE NCAA CHAMPIONSHIP

**2017 -- Final Record: 30-6 -- Seed: No. 6**

**Head Coach:** Mick Cronin

**Captain:** Troy Caupain, Kevin Johnson

**South Regional (Sacramento, Calif.)**

M 17	Kansas State	W	75-61
M 19	UCLA	L	67-79

**2016 -- Final Record: 22-11 -- Seed: No. 9**

**Head Coach:** Mick Cronin

**Captain:** Shaq Thomas, Octavius Ellis

**West Regional (Spokane, Wash.)**

M 18	Saint Joseph's	L	76-78
------	----------------	---	-------

**2015 -- Final Record: 23-11 -- Seed: No. 8**

**Head Coach:** Mick Cronin (led by Larry Davis)

**Captain:** Jermaine Sanders

**Midwest Regional (Louisville, Ky.)**

M 19	Purdue	W-ot	66-65
M 21	Kentucky	L	51-64

**2014 -- Final Record: 27-7 -- Seed: No. 5**

**Head Coach:** Mick Cronin

**Captains:** Justin Jackson, Sean Kilpatrick, Titus

Rubles

**East Regional (Spokane, Wash.)**

M 20	Harvard	L	57-61
------	---------	---	-------

**2013 -- Final Record: 22-12 -- Seed: No. 10**

**Head Coach:** Mick Cronin

**Captains:** Cashmere Wright, JaQuon Parker

**Midwest Regional (Philadelphia, Pa.)**

M 22	Creighton	L	63-67
------	-----------	---	-------

**2012 -- Final Record: 26-11 -- Seed: No. 6**

**Head Coach:** Mick Cronin

**Captains:** Yancy Gates, Dion Dixon

**East Regional (Nashville, Tenn.)**

M 16	Texas	W	65-59
M 18	Florida State	W	62-56

**East Regional Semifinal (Boston, Mass.)**

M 22	Ohio State	L	66-81
------	------------	---	-------

**2011 -- Final Record: 26-9 -- Seed: No. 6**

**Head Coach:** Mick Cronin

**Captains:** Rashad Bishop, Larry Davis, Ibrahima

Thomas,

Eddie Tyree, Darnell Wilks

**West Regional (Washington, D.C.)**

M 17	Missouri	W	78-63
M 19	Connecticut	L	58-69

**2005 -- Final Record: 25-8 -- Seed: No. 7**

**Head Coach:** Bob Huggins

**Captains:** Jason Maxiell, Nick Williams

**Austin Regional (Indianapolis, Ind.)**

M 17	Iowa	W	76-64
M 19	Kentucky	L	60-69

**2004 -- Final Record: 25-7 -- Seed: No. 4**

**Head Coach:** Bob Huggins

**Captains:** Jason Maxiell, Field Williams

**Atlanta Regional (Columbus, Ohio)**

M 19	East Tennessee St.	W	80-77
M 21	Illinois	L	68-92

**2003 -- Final Record: 17-12 -- Seed: No. 8**

**Head Coach:** Bob Huggins

**Captain:** Leonard Stokes

**West Regional (Salt Lake City, Utah)**

M 20	Gonzaga	L	69-74
------	---------	---	-------

**2002 -- Final Record: 31-4 -- Seed: No. 1**

**Head Coach:** Bob Huggins

**Captains:** Steve Logan, Immanuel McElroy

**West Regional (Pittsburgh, Pa.)**

M 15	Boston University	W	90-52
M 17	UCLA	L-2ot	101-105

**2001 -- Final Record: 25-10 -- Seed: No. 5**

**Head Coach:** Bob Huggins

**Captains:** Steve Logan, Kenny Satterfield

**West Regional (San Diego, Calif.)**

M 15	Brigham Young	W	84-59
M 17	Kent State	W	66-43

**West Regional Semifinals (Anaheim, Calif.)**

M 22	Stanford	L	65-78
------	----------	---	-------

**2000 -- Final Record: 29-4 -- Seed: No. 2**

**Head Coach:** Bob Huggins

**Captains:** Kenyon Martin, Pete Mickeal

**South Regional (Nashville, Tenn.)**

M 17	UNC Wilmington	W	64-47
M 19	Tulsa	L	61-69

**1999 -- Final Record: 27-6 -- Seed: No. 3**

**Head Coach:** Bob Huggins

**Captains:** Melvin Levett, Kenyon Martin

**East Regional (Boston, Mass.)**

M 12	George Mason	W	72-48
M 14	Temple	L	54-64

**1998 -- Final Record: 27-6 -- Seed: No. 2**

**Head Coach:** Bob Huggins

**Captains:** D'Juan Baker, Bobby Brannen

**West Regional (Boise, Idaho)**

M 12	Northern Arizona	W	65-62
M 14	West Virginia	L	74-75

**1997 -- Final Record: 26-8 -- Seed: No. 3**

**Head Coach:** Bob Huggins

**Captains:** Darnell Burton, Damon Flint, Danny

Fortson

**Midwest Regional (Auburn Hills, Mich.)**

M 13	Butler	W	86-69
M 15	Iowa State	L	66-67

**1996 -- Final Record: 27-4 -- Seed: No. 2**

**Head Coach:** Bob Huggins

**Captain:** Keith Gregor

**Southeast Regional (Orlando, Fla.)**

M 15	UNC Greensboro	W	66-61
M 17	Temple	W	78-65

**Southeast Regional Finals (Lexington, Ky.)**

M 22	Georgia Tech	W	87-70
M 24	Mississippi State	L	63-73

**1995 -- Final Record: 23-11 -- Seed: No. 7**

**Head Coach:** Bob Huggins

**Captains:** Curtis Bostic, LaZelle Durden,

Keith Gregor

**West Regional (Salt Lake City, Utah)**

M 16	Temple	W	77-71
M 18	Connecticut	L	91-96

**1994 -- Final Record: 22-10 -- Seed: No. 8**

**Head Coach:** Bob Huggins

**Captains:** Curtis Bostic, Keith Gregor

**West Regional (Ogden, Utah)**

M 17	Wisconsin	L	72-80
------	-----------	---	-------

**1993 -- Final Record: 27-5 -- Seed: No. 2**

**Head Coach:** Bob Huggins

**Captains:** Tarrance Gibson, Terry Nelson

**East Regional (Syracuse, N.Y.)**

M 19	Coppin State	W	93-66
M 21	New Mexico State	W	92-55

**East Regional Finals (East Rutherford, N.J.)**

M 26	Virginia	W	71-54
M 28	North Carolina	L-ot	68-75

**1992 -- Final Record: 29-5 -- Seed: No. 3**

**NCAA Final Four**

**Head Coach:** Bob Huggins

**Captains:** Anthony Buford, Herb Jones,

Mike Reicheneker

**Midwest Regional (Dayton, Ohio)**

M 20	Delaware	W	85-47
M 22	Michigan State	W	77-65

**Midwest Regional Finals (Kansas City, Mo.)**

M 27	Texas-El Paso	W	69-67
M 29	Memphis State	W	88-57

**Final Four (Minneapolis, Minn.)**

A 4	Michigan	L	72-76
-----	----------	---	-------

**1977 -- Final Record: 25-5**

**Head Coach:** Gale Catlett

**Captain:** Gary Yoder

**Midwest Regional (Omaha, Neb.)**

M 12	Marquette	L	51-66
------	-----------	---	-------

**1976 -- Final Record: 25-6**

**Head Coach:** Gale Catlett

**Captains:** Mike Artis, Garry Kamstra,

Hal Ward

**Midwest Regional (Lawrence, Kan.)**

M 13	Notre Dame	L	78-79
------	------------	---	-------

**1975 -- Final Record: 23-6**

**Head Coach:** Gale Catlett

**Captain:** Steve Collier

**Midwest Regional (Lubbock, Texas)**

M 15	Texas A&M	W	87-79
------	-----------	---	-------

**Midwest Regional Finals (Las Cruces, N.M.)**

M 20	Louisville	L	63-78
M 22	Notre Dame	W	95-87

**1966 -- Final Record: 21-7**

**Head Coach:** Tay Baker

**Captain:** Don Rolfes

**Midwest Regional (Lubbock, Texas)**

M 11	Texas-El Paso	L-ot	76-78
M 12	So. Methodist	L	84-89

**1963 -- Final Record: 26-2**

**NCAA Runner-Up**

**Head Coach:** Ed Jucker

**Captain:** Tony Yates

**Midwest Regional (Lawrence, Kan.)**

M 15	Texas	W	73-68
M 16	Colorado	W	67-60

**Final Four (Louisville, Ky.)**

M 22	Oregon State	W	80-46
M 23	Loyola (IL)	L-ot	58-60

**1962 -- Final Record: 29-2**

**NCAA Champions**

**Head Coach:** Ed Jucker

**Captain:** Paul Hogue

**Midwest Regional (Manhattan, Kan.)**

M 16	Creighton	W	66-46
M 17	Colorado	W	73-46

**Final Four (Louisville, Ky.)**

M 23	UCLA	W	72-70
M 24	Ohio State	W	71-59

**1961 -- Final Record: 27-3**

**NCAA Champions**

**Head Coach:** Ed Jucker

**Captains:** Bob Weisenhahn, Carl Bouldin

**Midwest Regional (Lawrence, Kan.)**

M 17	Texas Tech	W	78-55
M 18	Kansas State	W	69-64

**Final Four (Kansas City, Mo.)**

M 24	Utah	W	82-67
M 25	Ohio State	W-ot	70-65

**1960 -- Final Record: 28-2**

**NCAA Final Four**

**Head Coach:** George Smith

**Captains:** Oscar Robertson, Ralph Davis

**Midwest Regional (Manhattan, Kan.)**

M 11	DePaul	W	99-59
M 12	Kansas	W	82-71

**Final Four (San Francisco, Calif.)**

M 18	California	L	69-77
M 19	New York U.	W	95-71

**1959 -- Final Record: 26-4**

**NCAA Final Four**

**Head Coach:** George Smith

**Captains:** Oscar Robertson, Mike Mendenhall

**Midwest Regional (Lawrence, Kan.)**

M 13	Texas Christian	W	77-73
M 14	Kansas State	W	85-75

**Final Four (Louisville, Ky.)**

M 20	California	L	58-64
M 21	Louisville	W	98-85

**1958 -- Final Record: 25-3**

**Head Coach:** George Smith

**Captains:** Connie Dierking, Wayne Stevens

**Midwest Regional (Lawrence, Kan.)**

M 14	Kansas State	L-ot	80-83
M 15	Arkansas	W	97-62



## PREVIEWING THE GAME

- » The University of Cincinnati men's basketball team returns to the NCAA Championship for the eighth straight season with a first-round game against Georgia State on Friday, March 16, at Bridgestone Arena in Nashville, Tenn.
- » The game tips at 2 p.m. ET on TBS and 700 WLW.
- » UC (30-4) is the No. 2 seed in the South Region while the No. 15 seed is Georgia State (24-10). No. 7 Nevada (27-7) and No. 10 Texas (19-14) are the other South Region teams playing in Nashville.
- » The Bearcats are coming off a 56-55 win over Houston on Sunday in the title game of the American Championship. Gary Clark registered his third consecutive double-double of the tournament, posting game-highs in points (20) and rebounds (12) as UC earned its first conference tournament title since 2004.
- » The Panthers claimed the Sun Belt Tournament on Sunday with a 74-61 win over UT Arlington. D'Marcus Simonds led Georgia State with 27 points.
- » Friday marks the first meeting in series history. Cincinnati is 13-4 all-time against current members of the Sun Belt.

## SCOUTING GEORGIA STATE

- » Georgia State finished the regular season 24-10 after winning the Sun Belt Conference tournament title. The Panthers earned a runner-up finish during the league's regular season to finish in the top two in the conference standings for the fourth time in the last five years.
- » Georgia State has won 20 or more games in five of the seven seasons under head coach Ron Hunter who has the Panthers in the NCAA tournament for the second time in four years.
- » Georgia State is led by Sun Belt Player of the Year and conference Tournament MVP D'Marcus Simonds who averaged a league-best 21.1 points, 5.8 rebounds and 4.5 assists per game. He became the first player in program history to score 700 or more points in a single-season when he reached the mark during the Sun Belt Championship title game.
- » All-Sun Belt Third Team member Devin Mitchell has knocked down 96 3-pointers this year, second-most in school history, and is among the top 20 in the nation in 3-point field goal percentage.
- » Georgia State is among the top 10 in the NCAA in field goal percentage defense and has knocked down more than 300 3-pointers for the first time in program history.
- » The Panthers had a 10-game winning streak during the middle of Sun Belt play and will enter the NCAA tournament on a four-game winning streak.

## SCOUTING NEVADA

- » Nevada enters the NCAA Tournament as the No. 7 seed in the South Region after posting a 27-7 overall record and winning the Mountain West Conference regular-season championship with a program-record 15 wins in league play. The Wolf Pack fell in the semifinals of the MWC Tournament to eventual champion San Diego State before earning an at-large berth into the NCAA Tournament.
- » Nevada has made the tournament field for the eighth time in program history and will appear in March Madness for the second year in a row after falling to Iowa State, 84-73, last year as the No. 12 seed. Nevada is 4-7 all-time in its previous seven appearances with a trip to the Sweet 16 in 2004 (No. 10 seed) begin the Wolf Pack's best showing.

- » Head Coach Eric Musselman is in his third year at the helm of the Nevada program, building a 79-28 record in Reno. The 2017-18 USBWA District VIII and MWC Coach of the Year, Musselman, a native of Ashland, Ohio, is in his first collegiate head coaching job after three years as an assistant and an extensive career coaching in the NBA that included head coaching positions with the Golden State Warriors and Sacramento Kings.
- » 27-7 overall, 15-3 Mountain West
- » Conference regular season finish: 1st
- » Conference tournament finish: Semifinals; W, 79-74 vs. UNLV; L, 73-90 vs. San Diego State
- » Qualified to NCAA: at-large selection (No. 7)
- » NCAA Tournament history: 8th year (4-7)

### STATISTICAL LEADERS

- » Scorer: Caleb Martin (19.1)
- » Assists: Cody Martin (4.6)
- » Steals: Cody Martin (1.7)
- » Blocks: Cody Martin (1.5)
- » Three-Point Shooting: Hallice Cooke (48.8)

### POSTSEASON AWARDS

- » Eric Musselman: USBWA District VIII Coach of the Year, MWC Coach of the Year
- » Jordan Caroline: USBWA All-District Team, All-MWC First Team, MWC All-Tournament Team
- » Caleb Martin: USBWA District VIII Player of the Year, USBWA All-District Team, MWC Newcomer of the Year, All-MWC First Team
- » Cody Martin: All-MWC Second Team
- » Kendall Stephens: All-MWC Third Team

### SERIES NOTES

- » All-time record vs. Nevada: 0-0
- » Last meeting: N/A
- » NCAA tournament record vs. Nevada: 0-0
- » Cronin vs. Nevada: 0-0

## SCOUTING TEXAS

- » Texas earned an at-large selection into the NCAA Tournament as the No. 10 seed in the South Region after posting a 19-14 overall record and finishing eighth in the Big 12 with an 8-10 record. The Longhorns fell in the quarterfinals of the Phillips 66 Big 12 Tournament, dropping a 73-69 decision to Texas Tech.
- » The Longhorns will be making their 34th appearance in the NCAA Tournament this year and is one of just eight teams national to appear in 18 of the last 20 tournaments as well as 23 of the last 30. UT's best finish was a Final Four appearance in 2003 where they fell to Syracuse, 95-84.
- » Head Coach Shaka Smart is in his third year guiding the Longhorns and carries a 50-49 record at Texas with a career mark of 244-140 in his ninth collegiate season after coaching at VCU six seasons. Smart has guided Texas back to the NCAA Tournament for the second time in three years after missing out last year and falling in the first round in 2016. During his coaching career, he led VCU to five NCAA appearances, including a trip to the national semifinals in 2011.
- » 19-14 overall, 8-10 Big 12
- » Conference regular season finish: 8th
- » Conference tournament finish: Quarterfinals; W, 68-64, vs. Iowa State; L, 69-73, vs. Texas Tech
- » Qualified to NCAA: at-large selection (No. 10)
- » NCAA Tournament history: 34th year (35-36)

## STATISTICAL LEADERS

- » Scorer: Dylan Osetkowski (13.6)
- » Assists: Matt Coleman (4.1)
- » Steals: Kerwin Roach II (1.5)
- » Blocks: Mohamed Bamba (3.7)
- » Three-Point Shooting: Andrew Jones (46.3)

### POSTSEASON AWARDS

- » Mohamed Bamba: USBWA All-District VII Team, All-Big 12 Second Team, Big 12 All-Defensive Team, Big 12 All-Newcomer Team
- » Matt Coleman: All-Big 12 Honorable Mention
- » Dylan Osetkowski: All-Big 12 Honorable Mention
- » Kerwin Roach II: All-Big 12 Honorable Mention

### SERIES NOTES

- » All-time record vs. Texas: 2-0
- » Last meeting: W, 65-59 (3/16/12) in NCAA First Round
- » NCAA tournament record vs. Texas: 2-0
- » Cronin vs. Texas: 0-0

## TOURNAMENT TIP INS

- » Cincinnati is a No. 2 seed for the fifth time in its postseason history and the first time since 2000. It marks the highest postseason seed under head coach Mick Cronin and the second-consecutive year in the South Region. UC is 6-4 all-time in South Region play.
- » Cincinnati won't be traveling to the west coast for the NCAA Tournament. After playing in Sacramento, Calif. (2,299.4 miles) in 2017 and Spokane, Wash. (2,049.8 miles) in 2014 and 2016, the Bearcats will head to Nashville, Tenn. for first/second round action in the 2018 event.
- » Friday will make UC's fifth NCAA Tournament game in Nashville. The Bearcats are 3-1 in those games and also have a 2-0 record against Vanderbilt in Nashville. UC played in Nashville in the 2012 South Regional, knocking off Texas and Florida State to advance to the Sweet 16. In 2000, the Bearcats defeated UNC Wilmington in South Regional action before falling to Tulsa. The driving distance between Fifth Third Arena and Bridgestone Arena is 276.2 miles.

## BEARCATS CAPTURE AAC REGULAR-SEASON AND TOURNAMENT TITLES

- » Cincinnati enters the NCAA Tournament after earning The American Athletic Conference automatic bid following Sunday's gritty 56-55 win over Houston in the Aaron's American Championship title game in Orlando, Fla.
- » It marked Cincinnati's first conference tournament title since 2004 (Conference USA).
- » A week earlier at then-No. 11 Wichita State, Cincinnati claimed the outright regular-season title, outlasting the Shockers 62-61 in Wichita, Kan.
- » It resulted in Cincinnati's first outright conference regular-season title since 2002 (Conference USA) and the Bearcats' second AAC regular-season crown in the 5-year history of the league (shared 2014 title with Louisville).

## LOOKING BACK AT THE AAC CHAMPIONSHIP TITLE GAME WIN OVER HOUSTON

- » **CINCINNATI 56, HOUSTON 55 (MAR. 11, 2018)**
- » ORLANDO, Fla. (AP) - Stellar defense was a big part of the Cincinnati's drive to the league's regular-season championship. It also served the top-seeded Bearcats well while they were winning three games in three days to capture The American's conference tournament title.
- » Conference player of the year Gary Clark shrugged off three free throws down the stretch to put the Bearcats ahead for good from the foul line with 4.3 seconds remaining. The last of his 12 rebounds provided the opportunity, with Houston's Nura Zanna being whistled for a foul for making contact on the play.
- » Clark finished with 20 points and the Bearcats rescued themselves for the second straight day with suffocating second-half defense, limiting Houston -- one of the league's best offensive teams -- to 18 points on 20 percent shooting, including 0-for-10 on 3-point attempts, after halftime.
- » Cincinnati earned the AAC's automatic berth in the NCAA Tournament with its first conference tournament championship since winning Conference USA in 2004.
- » Houston, which split a pair of games against Cincinnati during the regular season, lost for just the third time in its last 15 games.
- » Rob Gray led Houston with 17 points but missed a long 3-pointer in the closing seconds, then had a turnover that cost Houston a chance to try to win the game after Clark made one of two free throws after rebounding Gray's miss.
- » Corey Davis Jr., who had 15 points for Houston, went scoreless after helping the Cougars to a 37-35 halftime lead. Devin Davis added 13, including a jumper and layup that turned a one-point deficit into a 55-52 lead with 1:34 remaining.
- » Kyle Washington's 3-pointer tied the game for the final time, setting the stage for a suspenseful finish.
- » Houston made just 6 of 30 shots in the second half. Davis missed all four shots attempted in the second half after going 5 of 7 on 3-pointers and helping the Cougars erase an early 10-point deficit to lead at the half.
- » Gray finished 6 of 22 after scoring 33 in the Cougars' victory over Wichita State in the semifinals. His unforced error, a wild pass behind teammate Galen Robinson Jr., sailed out of bounds with 1 second left.
- » Cincinnati didn't shoot the ball much better after halftime, going 6 for 18. But that didn't stop the Bearcats from getting it done on the other end of the floor.

## CLARK NAMED MVP, WASHINGTON TABBED TO ALL-TOURNAMENT TEAM

- » Gary Clark earned tournament MVP honors at the Aaron's American Championship last week, averaging 16.3 points and 11.7 rebounds while shooting 57.7 percent (15 of 26) from the field. He posted a trio of double-doubles in and hit the game-deciding free throw with 4.3 seconds left to give Cincinnati a 56-55 win over Houston in the championship game.
- » Kyle Washington was selected to the all-tournament team after averaging 12.0 points on 51.9 percent (14 of 27) shooting with 5.0 rebounds. He scored in double figures in all three games and posted a team-high 15 points on 7-of-13 shooting with seven rebounds against SMU (3/9) in the quarterfinals. His three-pointer with 57.4 seconds left tied the score at 55-55 against Houston in the championship game.

## CLARK, BEARCATS EARN REGULAR-SEASON ACCOLADES FROM THE AMERICAN

- » Cincinnati senior forward Gary Clark earned multiple honors last week as league coaches honored the top players in the American Athletic Conference.
- » Clark was named The American's Player of the Year, the league's only unanimous First Team selection, the Defensive Player of the Year and received the AAC Sportsmanship Award.
- » UC junior swingman Jacob Evans III was tabbed to The American's First Team while Bearcat senior forward Kyle Washington received The American's All-Conference Honorable Mention recognition.
- » **NOTABLES:** Clark becomes Cincinnati's first conference player of the year since Steve Logan (Conference USA in 2001 and 2002) ... Clark is the first unanimous league first team selection since Sean Kilpatrick (American in 2014) ... Clark is the first player in The American to win multiple defensive player of the year awards (also won the award in 2016) and the first Bearcat to win a league's defensive player of the year award multiple times since Kenyon Martin (Conference USA in 1998 and 1999) ... With Clark and Evans earning first team all-league accolades this season it marks the first time a Bearcats duo was listed first-team all-conference since Kenyon Martin and Pete Mickeal (1999 and 2000).

## HIGHEST RANKING IN FINAL AP POLL SINCE 2002

- » Cincinnati moved up the rankings Monday to No. 6 in the final Associated Press poll of the season. It marks the Bearcats' highest end-of-the-year ranking in the AP poll since 2001-02 (No. 5).
- » The Bearcats have been ranked in the AP poll 34 consecutive weeks - the longest streak of the Mick Cronin coaching era (since 2006-07).
- » The Bearcats have been listed in the Top 10 of the AP poll seven weeks this season also a Cronin era record.
- » The Bearcats climbed as high as No. 5 in the poll four weeks ago, Cincinnati's highest ranking of the Cronin era, before suffering losses at Houston (2/15) and home against Wichita State (2/18).
- » Cincinnati was listed No. 10 in the nation by the Associated Press in a 2017 ranking of school's with the most appearance in the AP poll all-time.

## MOST CONSECUTIVE WEEKS RANKED IN AP TOP 25 (SCHOOL HISTORY)

RK	CONSECUTIVE WEEKS (SEASONS)	COACH
1.	54 (1997-98/2000-01)	Bob Huggins
2.	42 (1960-61/1963-64)	Ed Jucker
3.	40 (1957-58/1959-60)	George Smith
4.	36 (1995-96/1996-97)	Bob Huggins
5.	34 (1991-92/1993-94)	Bob Huggins
	<b>34 (2016-17/Present)*</b>	<b>Mick Cronin</b>

\* - Cincinnati has been listed in every AP poll since Dec. 5, 2016.

## PROGRAM FIRST: BACK-TO-BACK 30-WIN SEASONS

- » For the first time in school history Cincinnati has registered back-to-back 30-win seasons. The Bearcats went 30-5 a year ago, finishing second in the AAC and advancing to the second round of the NCAA Tournament.
- » It marks the third time in school history the Bearcats have won 30 or more games in a season. The 2001-02 squad went 31-4, winning the Conference USA regular-season and tournament titles, before losing to UCLA in double overtime, 105-101, in the second round of the NCAA Tournament.
- » The 2017-18 squad also has tied the school record for conference wins in a season (16, set in 2000 and 2017). Its nine road wins tied for the most during the Mick Cronin coaching era (since 2006-07).

## MOST OVERALL WINS IN A SEASON (ALL-TIME)

RK	SEASON	W-L	COACH
1.	2001-02	31-4	Bob Huggins
2.	2016-17	30-6	Mick Cronin
	<b>2017-18</b>	<b>30-4</b>	<b>Mick Cronin</b>
4.	1961-62	29-2	Ed Jucker
	1999-00	29-4	Bob Huggins
	1991-92	29-5	Bob Huggins

## MOST WINS SINCE THE START OF 2016-17 (THROUGH MARCH 11)

RK	TEAM	RECORD (WIN %)
1.	Villanova	72-8 (.900)
2.	Gonzaga	67-6 (.918)
<b>3.</b>	<b>Cincinnati</b>	<b>60-10 (.857)</b>
4.	Arizona	59-12 (.831)
5.	Kansas	58-12 (.829)
	North Carolina	58-17 (.773)
7.	Saint Mary's (Calif.)	57-10 (.851)
8.	Wichita State	56-12 (.824)
9.	Middle Tennessee	55-12 (.821)
	Purdue	55-14 (.797)

## NATIONAL NUMBERS

- » Through March 11, Cincinnati ranked among the nation's Top 25 in 12 categories: scoring margin (2nd at +17.9), field-goal percentage defense (2nd at .370), scoring defense (2nd at 57.1), win-lost percentage (2nd at .882), total blocks (7th with 188), blocked shots per game (9th at 5.5), rebound margin (11th at +7.4), three-point field-goal percentage defense (11th at .309), offensive rebounds per game (17th at 13.1), turnover margin (19th at +3.3), total assists per game (20th at 543) and assist-to-turnover ratio (23rd at 1.4).

## CRONIN NAMED SPORTING NEWS NATIONAL COACH OF THE YEAR

- » UC head coach Mick Cronin was named the 2017-18 Sporting News Coach of the Year on Thursday.
- » Cronin has guided the sixth-ranked Cincinnati Bearcats to their first outright conference championship since 2002 and first league tournament championship since 2004.
- » The 2017-18 regular season saw the Bearcats win a nation's best 16 consecutive games, grow their home-court win streak to a nation's longest 39 games and climb as high as No. 5 in both national polls – all Cronin coaching era (since 2006-07) high marks.
- » The Bearcats' 16 conference wins tied for most in school history while their 30 overall victories are tied for the second most at UC.
- » Bearcat opponents are shooting only 37.1 percent from the field this season (second nationally), the lowest in the 12-year coaching tenure of Cronin and the lowest at UC since the 1961-62 campaign (.369). UC's scoring defense (57.3 points allowed) is the second lowest of the Cronin era behind only the 2014-15 squad (55.8).
- » Cronin was named a semifinalist for the Werner Ladder Naismith Men's College Coach of the Year on Feb. 23.
- » Cronin is one of only six coaches to take his team to the NCAA Tournament in each of the last eight years, joining Mark Few (Gonzaga), Tom Izzo (Michigan State), Mike Krzyzewski (Duke), Bill Self (Kansas) and Roy Williams (North Carolina).
- » Cronin owns a 336-163 career record in his 15th season overall. He is 267-139 mark in his 12th season at Cincinnati. He posted a 69-24 mark in three seasons as head coach at Murray State from 2004-2006.
- » The 46-year old Cronin ranks second in the nation in career wins among coaches under the age of 50.

## BEST OFFENSIVE NUMBERS UNDER CRONIN

- » Cincinnati's offensive numbers for points, three-point shooting percentage and assists remain the best of the Mick Cronin coaching era (starting in 2006-07).
- » The Bearcats are averaging 74.5 points (most since 2004-05 [75.9]) with four players averaging double figures in points. The Bearcats haven't had four double-digit scorers at the end of a season since 2011-12 (Sean Kilpatrick [14.3], Yancy Gates [12.2], Dion Dixon [13.0] and Cashmere Wright [10.9]).
- » Senior forwards Gary Clark (.519) and Kyle Washington (.512) and are both shooting 50 percent or better from the floor this season while Jacob Evans III (.430) and Cane Broome (.480) are shooting around 45 percent or better from the field.
- » Six Bearcats have made 25 or more three-pointers this season, including a team-high 58 from Evans and 53 from Jarron Cumberland.
- » UC's average of 74.5 points per game is its highest since 2004-05 [75.9]. The Bearcats have averaged 76 or more points in a season three times this millennium (77.6 points in 1999-2000; 78.2 points in 2001-02 and 76.7 points in 2003-04).
- » UC is averaging 16.0 assists this season, the highest since 2003-04 (16.2). After averaging 15.4 assists in 2015-16 and 15.5 assists in 2016-17, the Bearcats are looking to average 15 or more assists in three consecutive seasons for only the second time in school history: 1995 (16.2), 1996 (16.5) and 1997 (15.4).

CATEGORY	CRONIN ERA HIGHS (SEASON)	2017-18
Points per game	74.3 [2,674] (2016-17)	74.5 [2532]
3-PT FG%	.348 [252-725] (2015-16)	.357 [248-695]
Assists per game	15.5 [559] (2016-17)	16.0 [543]

## BEARCATS FOURSOME HAS SCORED 1,000 COLLEGIATE POINTS

- » The 2017-18 Bearcats feature four players who've scored 1,000 or more collegiate points each during their careers.
- » Junior swingman Jacob Evans III (1,204 points) became the most recent member of Cincinnati's 1,000-point club when he scored 16 points at USF (1/13).
- » Senior forward Kyle Washington (1,252 points) eclipsed the 1,000-point plateau for his career against Cleveland State (12/21). The NC State transfer compiled 404 points in two seasons with the Wolfpack (2014 & 2015) and has 848 points as a Bearcat.
- » Senior Gary Clark (1,440 points) joined UC's 1,000-point club in the season opener against Savannah State (11/10). He is currently 17th on UC's career scoring chart with 1,440 points.
- » Junior guard Cane Broome (1,399 points) scored 1,136 points in two seasons at Sacred Heart (2015 & 2016).
- » **SECOND TIME IN SCHOOL HISTORY:** It marks only the second time in school history, a Cincinnati team features four players who have scored 1,000 or more points during their collegiate careers, matching the 1977-78 Bearcats' foursome of Robert Miller (1,498 points from 1975-78), Mike Jones (1,058 points from 1975-78), Pat Cummings (1,762 points from 1977-78, 1978-79) and Steve Collier (1,252 points from 1975-78).
- » **ONE OF TWO CURRENT TEAMS IN THE NATION:** Only one other team in the nation has four 1,000-point scorers on its roster: Saint Mary's with Emmett Naar, Calvin Hermanson, Jock Landale and Cullen Neal.

## NOTING THE DEFENSE

- » Cincinnati's field goal percentage defense (.370) is the lowest of the 12-year Mick Cronin coaching era and the lowest at UC since the 1961-62 campaign (.369).
- » The Bearcats' scoring defense (57.1 points allowed) is the second lowest under Cronin behind only 2014-15 (55.8). Prior to that season, it's the lowest since 1962-63 (52.9).
- » UC has allowed 70 or more points in only five games this season. UC has surrendered more than 60 points only 13 times this season and only five times in AAC play.
- » The Bearcats have held eight opponents under 50 points this season, a Mick Cronin coaching era (since 2006-07) high mark.
- » Since UC started its run of now eight consecutive appearances in the NCAA Tournament (starting with the 2010-11 season), the Bearcats have allowed opponents to score 70 or more points in only 14.8 percent of their games (41 of 277).
- » The Bearcats have held 23 of their 34 opponents under 40 percent shooting from the field this season and have limited 14 foes to less than 35 percent shooting from the floor (Cronin coaching era record).
- » On the defensive end, UC ranks nationally in field-goal percentage defense (2nd at .370), scoring defense (2nd at 57.1), total blocks (7th with 188), blocked shots per game (9th at 5.5), rebound margin (11th at +7.4), three-point field-goal percentage defense (11th at .309) and turnover margin (19th at +3.3) through March 11.
- » Cincinnati and Virginia have been the only programs to finish the year ranked in the nation's Top 25 for scoring defense each of the past five seasons.

## TURNING OUT THE LIGHTS AT BB&T ARENA

- » The Tulsa game (2/25) marked Cincinnati's last home game at its temporary home for the 2017-18, BB&T Arena in Highland Heights, Ky.
- » UC's on-campus venue, Fifth Third Arena is currently undergoing an \$87 million renovation and is scheduled to reopen in the fall.
- » It marks the first time the Bearcats have played their home games off campus since the 1988-89 season when the recently demolished Cincinnati Gardens served as UC's host venue.
- » The Tulsa game (2/25) marked the earliest regular-season home finale for Cincinnati since 2000-01.
- » The Bearcats finished 14-1 at BB&T Arena this season, winning their home games by an average of 25.4 points.
- » Cincinnati is scheduled to reopen Fifth Third Arena against Ohio State in the 2018-19 season opener. The two teams haven't played a regular-season game in Cincinnati since 1920. The Bearcats defeated the Buckeyes in consecutive national championship games to win titles in 1961 and 1962. Cincinnati will play at Ohio State to open the 2019-20 campaign.

## WIN STREAKS END

- » Cincinnati enjoyed a pair of the nation's longest win streaks this season.
- » The Bearcats owned the nation's longest win streak at 16 consecutive games from Dec. 12 through Feb. 11 before falling, 67-62, at Houston (2/15).
- » Three days later, the Bearcats saw their nation-leading 39-game home-court win streak stall with a 76-72 loss to then-No. 19 Wichita State at BB&T Arena. The home-win streak spanned parts of three seasons, two venues and was the longest of the Mick Cronin coaching era (since 2006-07).



## BEARCATS HEADLINERS

### #11 GARY CLARK, F

#### » HONORS:

- 2018 AAC Player of the Year
- 2018 American Championship Tournament MVP
- 2018 AAC First Team (unanimous pick)
- 2018 AAC Defensive Player of the Year
- 2018 AAC Sportsmanship Award
- 2018 Karl Malone Power Forward of the Year Semifinalist
- 2017-18 Citizens Naismith Trophy Late Season Team
- 2018 Oscar Robertson Trophy Watch List
- 2018 Lute Olson Player of the Year Watch List
- 2018 Senior Class Award Candidate
- AAC Player of the Week (11/27/17, 1/22/18, 1/29/18)
- 2017 Cayman Islands Classic MVP
- 2016 Second Team All-AAC
- 2016 AAC Defensive Player of the Year

» **TROPHY COLLECTION:** Clark enjoyed an amazing seven days last week earning numerous American Athletic Conference honors before guiding the Bearcats to the league's tournament championship.

» **Player of the Year** - Clark is Cincinnati's first conference player of the year since Steve Logan (Conference USA in 2001 and 2002).

» **First Team All-Conference** - League coaches picked Clark as the only unanimous first team all-conference selection - the first Bearcat to be named a unanimous league first team selection since Sean Kilpatrick (American in 2014).

» **Defensive Player of the Year** - Clark is the first player in The American to win multiple defensive player of the year awards (also won the award in 2016) and the first Bearcat to win a league's defensive player of the year award multiple times since Kenyon Martin (Conference USA in 1998 and 1999).

» **Sportsmanship Award** - Clark was recognized for his outstanding character as well. The Senior CLASS award candidate, Clark has logged more than 50 hours of service in the Cincinnati community, interned with UC's Vice President of Safety and Reform, Dr. Robin Engel, to positively impact campus safety and spent time visiting and encouraging hospital patients.

» Clark also has earned a pair of prestigious UC academic awards, the 2016 Legion of Excellence Award for the highest grade-point average on the men's basketball team and the 2018 Jean Stephens Award honoring student-athletes of high integrity, ethical standards and commitment to teamwork.

» **American Championship Tournament MVP** - Clark averaged 16.3 points and 11.7 rebounds while shooting 57.7 percent (15 of 26) from the field with a trio of double-doubles in the league tournament. His free throw with 4.3 seconds left gave Cincinnati a 56-55 win over Houston in the championship game.

» **BEARCAT MILESTONE:** Clark is one of only five players in Cincinnati history to achieve at least 1,000 points and 1,000 rebounds in his career. Entering the NCAA Tournament, Clark has scored 1,440 points and grabbed 1,109 rebounds. He joined UC greats Oscar Robertson (2,973 points/1,338 rebounds from 1958-60), Jack Twyman (1,598 points and 1,242 rebounds from 1952-55), Paul Hogue (1,391 points and 1,088 rebounds from 1960-62) and Robert Miller (1,498 points and 1,060 rebounds from 1975-79) on the list.

» **AMONG THE NATION'S TOP REBOUNDERS:** Clark ranks third in the nation with 1,109 career rebounds (through March 11) behind Seton Hall's Angel Delgado (1,423) and Hofstra's Rokas Gustys (1,305).

- » **ELITE COMPANY:** Clark ranks third in career rebounds (1,440) at Cincinnati behind only National Basketball Hall of Fame members Oscar Robertson (1,338 from 1958-60) and Jack Twyman (1,242 from 1952-55).
- » Clark will join former UC player Yancy Gates (916 rebounds from 2008-12) as the only two players in school history to lead their teams in rebounding all four years.
- » Clark has led the Bearcats in rebounds in 23 of 34 games this season and in 71 contests during his career.
- » **DOUBLE-DOUBLES:** Gary Clark's 30 career double-doubles are the most at UC during the Mick Cronin coaching era (since 2006-07). He also has more double-doubles than any active player in The American.
- » Clark has a league-best 12 double-doubles this season, including all three games of the American Championship and six times during league play.
- » Clark has led the Bearcats in either points or rebounds in 27 games this season.
- » **LEAGUE RANKINGS (SEASON STATS):** Clark ranks among the league leaders in nine categories (through March 11): rebounds (1st at 8.5), double-doubles (1st with 12), offensive rebounds (2nd at 2.9), defensive rebounds (2nd at 5.6), blocks (16th at 1.2), steals (7th at 1.4), field goal percentage (7th at .519), free throw percentage (13th at .740) and points (16th at 13.0).
- » **CAYMAN ISLANDS CLASSIC MVP PERFORMANCE:** Clark was named the Cayman Islands Classic MVP after averaging a team-high 16.3 points and 9.3 rebounds while shooting 53.3 percent (16 of 30) from the floor and 87.5 percent (14 of 16) from the free throw line during the three-game event. He registered 24 points and 14 rebounds against Buffalo (11/20) and scored UC's first 13 points against Wyoming (11/22) en route to leading the Bearcats to the tournament crown, finishing with 17 points and six rebounds in the title game. For his efforts he was named The American's Player of the Week.
- » **51ST MEMBER OF 1,000-POINT CLUB:** Clark became the 51st member of Cincinnati's 1,000-point club, when he posted a double-double with 13 points and 11 rebounds in the season opening 107-77 win over Savannah State.

#### REBOUNDS (CAREER - UC HISTORY)

RK	NAME (YEAR)	REBOUNDS
1.	Oscar Robertson (1958-60)	1,338
2.	Jack Twyman (1952-55)	1,242
3.	<b>Gary Clark (2015-Present)</b>	<b>1,109</b>
4.	Paul Hogue (1960-62)	1,088
5.	Robert Miller (1975-79)	1,060

#### MOST DOUBLE-DOUBLES (CAREER - CRONIN ERA)

RK	NAME (YEARS)	DOUBLE-DOUBLES
1.	<b>Gary Clark (2015-Present)</b>	<b>30</b>
2.	Yancy Gates (2009-12)	23
3.	Octavius Ellis (2015-16)	10
4.	<b>Kyle Washington (2017-Present)</b>	<b>9</b>
5.	John Williamson (2007-08)	8
	Justin Jackson (2011-14)	8

#### 1,000 POINTS & 1,000 REBOUNDS (CAREER - UC HISTORY)

RK	NAME (YEARS)	CAREER POINTS/REBOUNDS
1.	Oscar Robertson (1958-60)	2,973/1,338
2.	Jack Twyman (1952-55)	1,598/1,242
3.	<b>Gary Clark (2015-Present)</b>	<b>1,440/1,109</b>
4.	Paul Hogue (1960-62)	1,391/1,088
5.	Robert Miller (1975-79)	1,498/1,060

#### POINTS (CAREER - UC HISTORY)

RK	NAME (YEARS)	POINTS
1.	Oscar Robertson (1958-60)	2,973
2.	Sean Kilpatrick (2011-14)	2,145
3.	Steve Logan (1999-2002)	1,985
--		
14.	Robert Miller (1975-1978)	1,498
15.	Yancy Gates (2009-12)	1,485
16.	Dwight Jones (1980-1983)	1,451
17.	<b>Gary Clark (2015-Present)</b>	<b>1,440</b>
--		
30.	Steve Collier (1975-78)	1,252
31.	Eric Hicks (2003-06)	1,231
32.	LaZelle Durden (1993-95)	1,219
33.	<b>Jacob Evans III (2016-Present)</b>	<b>1,204</b>

#### BLOCKS (CAREER - UC HISTORY)

RK	NAME (YEARS)	BLOCKS
1.	Kenyon Martin (1997-2000)	292
2.	Eric Hicks (2003-2006)	256
3.	Jason Maxiell (2002-2005)	252
4.	Justin Jackson (2011-2014)	219
5.	<b>Gary Clark (2015-Present)</b>	<b>178</b>

#### STARTS (CAREER - UC HISTORY)

RK	NAME (YEARS)	STARTS
1.	<b>Gary Clark (2015-Present)</b>	<b>135</b>
2.	Deonta Vaughn (2007-2010)	123
3.	Cashmere Wright (2010-2013)	114

#### CONSECUTIVE GAMES PLAYED (CAREER - UC HISTORY)

RK	NAME (YEARS)	GAMES
1.	Sean Kilpatrick (2011-2014)	140
2.	<b>Gary Clark (2015-Present)</b>	<b>137</b>
	Troy Caupain (2014-17)	137
4.	Keith Gregor (1993-96)	131
5.	Jason Maxiell (2002-05)	129

#### VICTORIES (CAREER - UC HISTORY)

RK	NAME (YEARS)	WINS
1.	Steve Logan (1999-02)	111
2.	<b>Gary Clark (2015-Present)</b>	<b>105</b>
3.	Troy Caupain (2014-17)	102
4.	Sean Kilpatrick (2011-14)	101
	Kevin Johnson (2014-17)	101

### #1 JACOB EVANS III, G/F

#### » HONORS:

- 2018 AAC First Team
- 2018 Julius Erving Small Forward of the Year Semifinalist
- 2018 John Wooden Award Watch List
- AAC Player of the Week (1/8/18 & 12/18/17)
- AAC Weekly Honor Roll (3/5/18 & 2/5/18)
- 2017 Cayman Islands Classic All-Tournament Team (2017)
- 2017 Jerry West Shooting Guard of the Year Finalist
- 2017 NABC District 25 Second Team (2016-17)
- 2017 American Championship All-Tournament Team

» **LEAGUE RANKINGS (ALL GAMES):** Evans' earned First Team All-Conference honors this season ranking among the league leaders in eight categories (through March 11): assist-to-turnover ratio (7th at 1.8), three-point field goal percentage (9th at .374), steals (9th at 1.4), blocks (9th at 1.0), free throw percentage (11th at .750), assists (13th at 3.2), scoring (17th at 12.9) and minutes played (21st at 30.8).



- » **TWICE NAMED AAC PLAYER OF THE WEEK:** Jacob Evans III has twice been named the AAC Player of Week (12/18/17 and 1/8/18). Most recently, he hit a buzzer beater at Temple (1/4) and scored a game-high 18 points against SMU (1/7) to earn the honor on Jan. 8. Earlier this season, he netted a season-high 24 points with four threes against Mississippi State (12/12) and had 16 points with four threes at UCLA (12/16) to claim the honor on Dec. 18.
- » **BUZZER BEATER AT TEMPLE:** Evans hit a 19-foot jumper with 0.4 seconds remaining to lift UC to a 55-53 win at Temple (1/4). He finished with 14 points, six rebounds, four assists and three steals against the Owls.
- » Against the teeth of Cincinnati's nonconference schedule (at Xavier, Florida [neutral site], vs. Mississippi State and at UCLA) Jacob Evans III averaged a team-best 19.0 points with 5.3 rebounds while shooting 48.1 percent (25 of 52) from the floor with a team-high 11 three-pointers.
- » **20-POINT GAMES:** Evans has registered a pair of 20-point performances this season and has scored 20 or more points 10 times in his career. He scored a season-high 24 points on 8-of-15 shooting with four threes against Mississippi State (12/12) after netting a team-high 23 points on 9-of-15 shooting with a trio of threes at Xavier (12/2).
- » **NEWEST MEMBER OF 1,000-POINT CLUB:** Evans became the 52nd member of Cincinnati's 1,000-point club when he scored 16 points at USF (1/13). He currently is 33rd on the list with 1,204 points.
- » Evans is the eighth Bearcat to join the elite club during the Mick Cronin coaching era, joining Sean Kilpatrick (second at 2,145 points), Deonta Vaughn (fourth at 1,885), Yancy Gates (15th at 1,485), Troy Caupain and Cashmere Wright (T-22nd at 1,317), Dion Dixon (25th at 1,281) and current Bearcat Gary Clark (17th at 1,440).
- » Evans has scored in double figures in 26 games this season. He netted 10 or more points in 31 of 36 games in 2016-17 the most by a UC players since Sean Kilpatrick (33 of 34 games in 2013-14).

## #24 KYLE WASHINGTON, F

- » **HONORS:**
  - 2018 AAC All-Conference Honorable Mention
  - 2018 American Championship All-Tournament Team
  - AAC Weekly Honor Roll: 2/12/18
  - Lute Olson Award National Player of the Week: 12/18/17
  - 2017 Second Team All-Conference (2016-17)
  - 2017 Naismith Hall of Fame All-Tournament Team
- » **NAMED TO AAC ALL-TOURNAMENT TEAM:** Washington was named the 2018 American Championship All-Tournament Team after averaging 12.0 points on 51.9 percent (14 of 27) shooting with 5.0 rebounds. He scored in double figures in all three games, posted a team-high 15 points on 7-of-13 shooting with seven rebounds against SMU (3/9) in the quarterfinals. His three-pointer with 57.4 second left tied the score at 55-55 against Houston in the championship game.
- » **LEAGUE RANKINGS (ALL GAMES):** Washington ranks among the league leaders in blocks (4th at 1.4), field goal percentage (8th at .512), rebounds (15th at 5.4), defensive rebounds (15th at 3.7) and points (25th at 11.3) through March 11.
- » **IN LEAGUE ACTION:** Washington was listed among the league leaders in blocks (1st at 1.8), defensive rebounds (7th at 3.9), rebounds (10th at 5.7), field goal percentage (12th at .486) and points (24th at 11.7).
- » He recorded at least one block in 17 of 18 league games.

- » **SEASON-BEST EFFORTS:** Washington poured in 19 points on 7-of-11 shooting with four steals at UCLA (12/16) ... He scored a game-high 19 points on 6-of-8 shooting with a trio of threes, five rebounds and three blocks in 26 minutes against Houston (1/31).
- » **NATIONAL PLAYER OF THE WEEK:** Washington was named the Lute Olson Award National Player of the Week after producing 16 points on 8-of-15 shooting against Mississippi State (12/12) and 19 points on 7-of-11 shooting with four steals at UCLA (12/16).
- » **1,000 POINTS IN CAREER:** Washington tallied his 1,000th career point during the Cleveland State (12/21) game. He has scored 1,252 points during his collegiate career, including 404 points in two seasons at NC State (2014 & 2015) and 848 points with Cincinnati.

## #34 JARRON CUMBERLAND, G

- » **HONORS:**
  - AAC Weekly Honor Roll: 3X: 1/15/18; 1/2/18; 11/20/17
  - 2017 AAC All-Rookie Team
  - 2017 AAC's Co-Sixth Man of the Year
- » **2017-18 SEASON NOTES:** In his first season as a starter, Cumberland has scored in double figures in 20 contests, including 11 league games. He made at least one three-pointer in 15 of 18 league games.
- » **LAST 10 GAMES:** Cumberland ranks second on the team in scoring over the last 10 games, averaging 11.3 points while shooting 44.2 percent (38 of 86) from the field with a team-high 16 three-pointers. He is also averaging 3.1 rebounds and 3.9 assists during the stretch.
- » Cumberland averaged 8.7 points and a team-high 4.7 assists during the AAC Tournament.
- » **TOP PERFORMANCES:** Cumberland scored 18 points, matching a season high with four three-pointers along with five assists against Memphis (3/10) in the AAC Tournament semifinals ... He tallied as many as 18 points twice during league action: 18 with a trio of threes against Wichita State (2/18) and 18 with four three-pointers in 18 minutes at USF (1/13) ... Posted a game-high 17 points on 6-of-10 shoot with four threes against Tulsa (2/25) ... Played one of his most efficient games of the season against Memphis (12/31) with a team-high 15 points on 6-of-9 shooting from the floor with a pair of three-pointers, eight rebounds four assists and two steals in 29 minutes ... Cumberland also netted a season-high 20 points against Western Carolina (11/13) and 19 points against Coppin State (11/16). The two consecutive efforts propelled him to selection for AAC Weekly Honor Roll accolades (11/20).

## #15 CANE BROOME, G

- » Transfer from Sacred Heart, who is eligible to play in 2017-18 after sitting out last season.
- » **2017-18 SEASON NOTES:** Provides offensive spark off the bench (sixth starter) for the Bearcats averaging 8.2 points while shooting 48.0 percent (94 of 196) from the field and 48.0 percent (32 of 79) from long range for the season. Broome has scored in double figures 13 times this season.
- » **IN MARCH:** Broome is shooting a team-best 55.6 percent (20 of 36) from the field in March, averaging 10.4 points with 12 assists to three turnovers.
- » **LEAGUE RANKINGS (ALL GAMES):** Tied for 15th in assists (2.9).
- » **IN LEAGUE ACTION:** Ranked 13th in assists (2.9). He handed out 46 assists with 19 turnovers in his 16 conference games.

- » **TOP PERFORMANCES:** Scored as many as 17 points twice (Savannah State [11/10] and Arkansas-Pine Bluff (12/19) ... Netted 16 points (his AAC best) against Wichita State (2/18), making 7-of-10 shots with a pair of threes ... Scored 12 of his 16 points in the first half at No. 21 Xavier (12/2) ... Netted a team-high 15 points on 6-of-8 shooting against No. 5 Florida (12/9).
- » **PREVIOUS HONORS:**
  - 2016 Player of the Year Northeastern Conference
  - 2016 NEC First Team
  - 2016 AP Honorable Mention All-American
  - 2016 USBWA All-District I First Team
  - 2016 All-ECAC First Team
  - 2016 NABC All-District 18 First Team
  - 2016 All-MET Basketball Writers' Assoc. First Team
  - 2015 NEC All-Rookie Team
- » **NATIONAL NUMBERS:** Broome ranked eighth in the nation in scoring (23.1 points) in 2015-16. He led all active sophomores in the nation with 1,157 career points following the 2015-16 season.

## TIP-INS

- » Cincinnati's 62-61 win at then-No. 11 Wichita State (3/4) marked the Bearcats' first road win at an Associated Press Top 11 opponent since Jan. 9, 2012 (at then-No. 11 Georgetown, 68-64).
- » The Bearcats finished 8-1 on the road in AAC play this season - their most conference road wins in a season since joining the league (2013-14).
- » The Bearcats have won 15 of their last 18 conference road games dating back to the start of league play last season.
- » Guard Justin Jenifer has 84 assists with only 23 turnovers, averaging 19.4 minutes this season. He has committed only three miscues in his last 194 minutes of play.
- » Four of five Bearcats' starters ranked among the AAC scoring leaders during league play: Jacob Evans III (14th at 13.4), Gary Clark (17th at 12.8), Kyle Washington (24th at 11.7) and Jarron Cumberland (26th at 11.4).
- » Cincinnati is averaging 22.2 points from its bench this season. UC's bench has outscored opponents' reserves in 23 games this season.

## BEARCAT POINTS OF PRIDE

- » Cincinnati is one of six schools in the nation to have appeared in the last eight NCAA Tournaments, joining Duke, Gonzaga, Kansas, Michigan State and North Carolina.
- » The Bearcats are one of eight teams to appear in the NCAA Tournament at least 22 times in the last 27 seasons (since 1992).
- » Cincinnati is one of 18 programs in the nation with 32 or more NCAA Tournament appearances.
- » UC ranks 14th in the nation for most all-time wins (1,787).
- » The Bearcats have posted 30 wins in back-to-back seasons (2016-17 and 2017-18) for the first time in school history. UC has won 26 or more games in five of the last eight seasons and has won at least 22 games in each of the last eight seasons.
- » Entering the season, Cincinnati was one of 12 programs to win at least 22 games in each of the last seven seasons, along with Arizona, BYU, Duke, Gonzaga, Kansas, Louisville, New Mexico State, North Carolina, Wichita State, Wisconsin and VCU.
- » UC head coach Mick Cronin ranks as the winningest coach in the nation among active coaches his age (46) or younger and has the second-most Division I wins (336) among active coaches under 50-years old.

- » Cronin also ranks as one of only six coaches to take his team to the NCAA Tournament in each of the last seven years, joining Mark Few (Gonzaga), Tom Izzo (Michigan State), Mike Krzyzewski (Duke), Bill Self (Kansas) and Roy Williams (North Carolina).
- » Cincinnati's entire coaching staff is in its sixth season together in 2017-18. In terms of coaching staff continuity, it ranks as the second-longest unchanged staff among high-major programs according to John Akers at Basketball Times. Michigan State's staff ranks first. The Spartans staff is in its seventh season intact in 2017-18.

## CINCINNATI TRADITION - BY THE NUMBERS

- » 2 National Titles (1961, 1962)
- » 6 Final Fours (1959-63, 1992)
- » 8 Elite Eights (Last: 1996)
- » 10 Sweet Sixteens (Last: 2012)
- » 32 NCAA Tournament Appearances
- » 22 NCAA Tournament Appearances since 1992
- » 10 NIT Appearances
- » 29 Conference Regular-Season Titles (Last: 2018)
- » 11 Conference Tournament Titles (Last: 2018)
- » 1,787 all-time wins (14th in nation)
- » 30 All-Americans (Last: Sean Kilpatrick [2014])
- » 81 All-Conference Selections  
(Last: Gary Clark & Jacob Evans III [2018])
- » 56 NBA Draft Picks (Last: Lance Stephenson [2010])
- » 51 members of 1,000-point club
- » Ranked as the No. 10 program in the nation by the Associated Press in a 2017 ranking of school's with the most appearance in the AP poll.
- » 426 weeks ranked in AP Top 25
- » 212 weeks ranked in AP Top 10
- » 45 weeks ranked as AP No. 1
- » 2 Members of National Basketball Hall of Fame  
Jack Twyman & Oscar Robertson
- » 2 Olympic Gold Medalists  
Robertson (1960) & George Wilson (1964)

## NCAA DIVISION I WINS - TOP 21 (THRU MARCH 11)

RK	TEAM	WINS
1.	Kentucky	2,261
2.	Kansas	2,244
3.	North Carolina	2,230
4.	Duke	2,141
5.	Temple	1,903
6.	Syracuse	1,881
7.	UCLA	1,870
8.	Notre Dame	1,865
9.	St. John's	1,833
10.	Indiana	1,817
11.	BYU	1,810
12.	Utah	1,798
13.	Arizona	1,795
14.	<b>Cincinnati</b>	<b>1,787</b>
15.	Illinois	1,778
16.	Purdue	1,775
17.	Western Kentucky	1,772
18.	Penn	1,769
19.	Texas	1,768
20.	Washington	1,764



## FIFTH THIRD ARENA SCHEDULED TO REOPEN IN FALL 2018

**Fifth Third Arena, the home of Cincinnati basketball since the start of the 1989-90 season, is currently undergoing a privately-funded \$87-million renovation.**

Renovations began immediately following Cincinnati's 2016-17 home finale against Houston on March 2.

"Our entire University has grown and transformed into one of the best in the country over the past 15 years, both academically and aesthetically," men's basketball head coach Mick Cronin said. "This arena will be awesome. The planning has been meticulous and the first-class, new design is as good as I've seen across all of college basketball. This building is about our future and is a testament to the commitment our University and donors have toward our programs."

Proposed improvements to the facility, built in 1989 and originally named the Myrl H. Shoemaker Center, include the creation of a 360-degree seating bowl, new HD scoreboard, ribbon boards, sound system, an LED lighting system which will allow for enhanced gameday presentation, new restroom and concession facilities, a new upper-level concourse with its own fan amenities, expanded food and beverage options and a new main entrance and plaza with centralized ticketing and guest services. The renovated arena also will feature upgraded locker room spaces, expanded premium seating options, including a courtside club, arena club and concourse club as well as enclosed suites, loge seating, a new Bearcats Lounge and super suites.

"We are inspired by the passionate engagement from the Board of Trustees, campus leadership and key constituents who are making a bold commitment to our athletic program and the campus community," UC Director of Athletics Mike Bohn said.

Those interested in making a gift to the construction of the arena should contact the UCATS office at 513-556-0735.

## ARENA WEBSITE: OURHOUSE2018.COM

The University of Cincinnati Department of Athletics launched a website for the Fifth Third Arena Renovation titled **OurHouse2018.com**. The website, created in conjunction with the University's Office of Creative Services, was developed to provide Bearcats' fans current and up-to-date information on the arena construction project which is already underway.

**OurHouse2018.com** features an updated fly-through of the arena renovations, new renderings and information for those interested in purchasing tickets, premium seating or making a donation to the \$87-million privately-funded project.

Monthly video updates on the renovations are available at GoBearcats.com.

## BEARCATS PLAYING GAMES AT BB&T ARENA IN 2017-18

Cincinnati men's basketball is playing its 2017-18 home schedule at BB&T Arena in Highland Heights, Kentucky. The facility is home to Northern Kentucky University athletics.

"We are excited for the opportunity to play in one of the newest facilities in the area," UC Director of Athletics Mike Bohn said. "This was a long, thorough and engaging process with numerous stakeholders throughout our region. Hamilton County officials were all in for the right reasons and a key part of our discussions. The tri-state area is unique because of its regionality which encompasses a large swath of our fan base. All of those factors helped us make the right decision for our department and University while being fiscally responsible and providing an outstanding experience for our student-athletes, fans, students, donors and supporters."

BB&T Arena was built in 2008 and provides the Bearcats a state-of-the-art facility a short drive from UC's campus. The 9,400-seat multipurpose arena is located seven miles from downtown Cincinnati and features 12 luxury suites, a pair of party suites and 8,000 parking spaces within a five-minute walk to the arena. A four-sided video board, statistics boards and ribbon boards will keep fans up-to-date on what is going on in-game.

## CINCINNATI TO REOPEN FIFTH THIRD ARENA AGAINST OHIO STATE

Cincinnati will reopen Fifth Third Arena by welcoming Ohio State in the 2018-19 season opener. The news came in early October as part of a home-and-home series announcement.

The Bearcats will open a newly renovated Fifth Third Arena against the Buckeyes in 2018 with Ohio State playing host in Columbus in 2019. Although dates for the games have not been determined, the game will take place on the first allowable date of competition in each of the next two years.

The two schools haven't played a regular-season game since 1921. Ohio State leads the series 6-4 overall, including an 81-66 victory in the last meeting: March 22, 2012 in the NCAA East Regional semifinals in Boston.

## AAC LEAGUE WINS - SINCE FORMATION (2013-14) (THRU 2017-18 CONFERENCE SEASON)

RK	TEAM (FIRST SEASON IN LEAGUE)	W-L
1.	<b>Cincinnati (2013-14)</b>	<b>72-18</b>
2.	SMU (2013-14)	*51-27
3.	Houston (2013-14)	50-40
4.	UConn (2013-14)	49-41
	Memphis (2013-14)	49-41
6.	Temple (2013-14)	46-44
	Tulsa (2014-15)	46-26
8.	UCF (2013-14)	35-55

\* - Vacated 12 wins from 2013-14 season

## CRONIN'S LISTING AMONG NATIONAL COACHES

- » UC head coach Mick Cronin was named The Sporting News National Coach of the Year (March 8) and tabbed a semi-finalist for the 2018 Werner Ladder Naismith National Coach of the Year Award (Feb. 23).
- » Cronin is one of six coaches in the nation to take his team to the NCAA Tournament each of the past seven seasons, along with Mark Few (Gonzaga), Tom Izzo (Michigan State), Mike Krzyzewski (Duke), Bill Self (Kansas) and Roy Williams (North Carolina).
- » The Cincinnati native and UC alumnus leads the nation in Division I wins (333) and total NCAA Tournament appearances (nine) among active coaches his age (46-years old) or younger and ranks second in Division I wins among active coaches under the age of 50.
- » Cronin earned his 250th win at Cincinnati against Temple (1/4/18) and his 300th career win against Tulsa (2/18/17).
- » Cronin owns a 336-163 career record in his 15th season overall. He is 267-139 mark in his 12th season at his alma mater. He posted a 69-24 mark in three seasons as head coach at Murray State from 2004-2006.
- » He was named the 2014 American Athletic Conference Coach of the Year after guiding the Bearcats to a share of the league's regular-season title (with Louisville).
- » Cronin's 267 wins in 12 seasons at Cincinnati rank as the second most in school history, behind only Bob Huggins (399 wins in 16 seasons [1990-2005]).

## MOST DIVISION I COACHING WINS - UNDER AGE OF 50 (THRU MARCH 4)

NAME (SCHOOL)	AGE	CAREER W-L
1. Sean Miller (Arizona)	48	367-117
<b>2. Mick Cronin (Cincinnati)</b>	<b>46</b>	<b>336-163</b>
3. Matt Painter (Purdue)	47	319-150
4. Scott Drew (Baylor)	47	317-201
5. Brad Brownell (Clemson)	48	314-196
6. Travis Ford (Saint Louis)	47	307-199
8. Tony Bennett (Virginia)	48	287-117
9. Will Brown (Albany)	46	280-245

- Ages as of Nov. 1, 2017

## -SEASON NOTES -

### CAYMAN ISLANDS CLASSIC CHAMPIONS

- » Cincinnati claimed the inaugural Cayman Islands Classic Nov. 20-22 with a trio of wins over Buffalo (73-67), Richmond (75-48) and Wyoming (78-53).
- » Gary Clark averaged a team-best 16.3 points and 9.8 rebounds to earn MVP accolades.
- » Jacob Evans III was named to the all-tournament team, averaging 10.3 points and 4.0 assists.

### JOHNSON SIGNS WITH THE BEARCATS

- » Logan Johnson signed a national letter of intent on Nov. 8 to attend the University of Cincinnati and play basketball for the Bearcats beginning with the 2018-19 season.
- » Johnson, a 6-2, 170 guard from Mountain View, California, averaged 18 points, eight rebounds, five assists and two steals as a junior at Saint Francis High School, helping lead the Lancers to the Northern California Division II championship game.
- » A four-star prospect according to Scout.com, Johnson was listed among the Top 20 players in the Golden State and among the Top 150 players in the nation by 247 Sports and Rivals.com.
- » Johnson finished his junior season as the West Catholic Athletic League Most Valuable Player, the San Francisco Chronicle Player of the Year, the Cal Hi Sports Bay Area Player of the Year, a Mercury News First Team All-Bay Area selection, a Pangos All-American and a Cal Hi Sports Third Team All-State honoree.
- » "Logan is a great athlete and has a huge upside for a guard," Cronin said. "Most guards are developed physically coming in, but Logan is still growing and filling out into his body. He has great quickness and ball handling skills. He is a tough competitor and really coming into his own as a player. Logan is also a solid person from a very close family. We are excited he is a Bearcat."
- » Logan's older brother, Tyler Johnson, is in his fourth season as a guard for the NBA's Miami Heat.

### DERMARR JOHNSON STILL WITH PROGRAM

- » Former UC men's basketball standout and NBA player DerMarr Johnson continues as a student assistant coach during the 2017-18 campaign. He joined the staff prior to last season while he takes classes to complete his degree.
- » The sixth pick in the 2000 NBA draft by the Atlanta Hawks, Johnson played one season at Cincinnati, earning Conference USA Freshman of the Year accolades while averaging 12.6 points and 3.8 rebounds during the 1999-2000 campaign. On a team that featured National Player of the Year Kenyon Martin and third-team All-American Pete Mickeal, as well as Steve Logan and Kenny Satterfield, Johnson helped guide the Bearcats to a 29-4 overall record and the league's regular-season title while ranking as the nation's No. 1 team for 12 weeks.
- » Johnson played two seasons with the Hawks, averaging 8.4 points and 3.4 rebounds in 2001-02. He overcame injuries sustained from an automobile accident in September 2002 to play parts of five more seasons in the league with the New York Knicks, Denver Nuggets and briefly with the San Antonio Spurs. He averaged 17 points and shot 49.9 percent with Denver during the 2004-05 season.
- » As an assistant under former UC head coach Bob Huggins, Cronin recruited Johnson, a consensus high school All-American, to the Cincinnati program.

## BB&T ARENA SERVED AS HOME OF THE BEARCATS FOR 2017-18 SEASON

- » BB&T Arena in Highland Heights, Kentucky, served as the temporary home of the Bearcats during the 2017-18 campaign while Fifth Third Arena undergoes an \$87 million renovation before its scheduled reopening in the fall 2018.
- » The Bearcats finished their home schedule posting a 15-1 record in the facility seven miles from downtown Cincinnati and 10 miles from the UC campus.
- » It marked the first time the Bearcats have played their home games off campus since the 1988-89 season when the recently closed Cincinnati Gardens served as UC's host venue.
- » Other schools of mention who played their home games off campus in 2017-18 due to arena renovations include Houston, Northwestern and Villanova.

-GOBEARCATS.COM-





## AWARDS

- » 2018 Sporting News National Coach of the Year
- » 2018 Naismith National Coach of the Year Semifinalist
- » 2014 American Athletic Conference Coach of the Year
- » 2014 NABC District 25 Coach of the Year
- » 2014 Finalist for USBWA Henry Iba Award
- » 2006 Ohio Valley Conference Coach of the Year

## NOTES & ACCOMPLISHMENTS

- » One of only six coaches to take his team to the NCAA Tournament in each of the last eight years, joining Mark Few (Gonzaga), Tom Izzo (Michigan State), Mike Krzyzewski (Duke), Bill Self (Kansas) and Roy Williams (North Carolina).
- » Leads the nation for most Division I wins (336) among active coaches age 46 or younger and ranks second in the same statistic among coaches under the age of 50.
- » Cincinnati has ranked among the nation's Top 25 defenses each of the last six seasons in scoring defense, field-goal percentage defense and blocks per game (including 2017-18).
- » The Bearcats claimed the 2014 and 2018 American Athletic Conference regular-season crown and the 2018 AAC Tournament.
- » Murray State won the 2004 Ohio Valley Tournament crown and the 2006 OVC regular-season and tournament title.
- » Cronin has directed 10 teams to the NCAA Tournament as a head coach and advanced 15 teams to the Big Dance as a head coach or assistant.

# CINCINNATI HEAD COACH MICK CRONIN

Mick Cronin's tenure as head basketball coach at the University of Cincinnati has seen the rebirth of the Bearcats, rising from a program that featured only one returning scholarship player when he arrived in 2006-07 to one that has recorded the first back-to-back 30-win seasons in school history (2016-17 and 2017-18), claimed the 2018 American Athletic Conference regular-season and tournament championship and is making its eighth consecutive NCAA Tournament appearance.

Cronin is one of six coaches in the nation to take his team to the NCAA Tournament each of the past eight seasons, along with Mark Few (Gonzaga), Tom Izzo (Michigan State), Mike Krzyzewski (Duke), Bill Self (Kansas) and Roy Williams (North Carolina).

Cronin was named the 2018 Sporting News Coach of the Year and is a semifinalist for the Werner Ladder National Coach of the Year Award.

The Cincinnati native and UC alumnus leads the nation in Division I wins (336) and total NCAA Tournament appearances (10) among active coaches his age (46-years old) and ranks second in Division I wins among active coaches under the age of 50.

Built on toughness, tenacious defense and continuous all-out effort, Cronin's Bearcats rank as one of two programs (along with Virginia) to be listed among the nation's top 25 in scoring defense each of the past six seasons (including 2017-18). You can also find Cincinnati's name listed among the top 25 teams in field-goal percentage defense and blocks per game every year since 2012-13.

Cronin has guided Cincinnati to two AAC regular season titles (2013-14 and 2017-18) in the 5-year history of the league and directed the Bearcats to the 2018 American Championship - UC's first conference tournament title since 2004.

At Murray State from 2004-2006, Cronin guided the Racers two Ohio Valley Conference tournament titles and one regular-season crown while receiving OVC Coach of the Year distinction in 2006.

Along with his three seasons in Murray, Cronin has compiled a 336-163 career record in 14-plus years as a college head coach, including a 267-139 mark at Cincinnati.

Cronin's rebuilding job began immediately when his first squad featured only one returning starter for the 2006-07 campaign. He tirelessly went to work setting the culture necessary to building long-term success while competing within arguably the sport's toughest league ever organized - the old BIG EAST Conference.

Despite the surroundings, Cincinnati began the retooling process, becoming the only program from a major conference to improve its win total every season from 2007 to 2011, building from 11 wins in 2007 to 26 victories and a return to the NCAA Tournament in 2011.

Now a fixture at the Big Dance, Cincinnati can include itself among an elite list of six programs appearing in eight consecutive NCAA Tournaments, along with Duke, Gonzaga, Kansas, Michigan State and North Carolina.

## EIGHT CONSECUTIVE TRIPS TO THE NCAA TOURNAMENT

**2017-18:** Cincinnati has posted back-to-back 30-win seasons for the first time in program history. The Bearcats won their first outright regular-season league title since 2001-02 and their first conference tournament title since 2003-04. UC owned the nation's longest win streak of 16 consecutive games (at the time) and climbed to No. 5 in Associated Press poll. The Bearcats enter the NCAA Tournament with its highest seed (No. 2 in the South Regional) of the Mick Cronin coaching era.

**2016-17:** Cincinnati achieved the second-most wins in program history (30-6), advanced to the second round of the NCAA Tournament, and tied the school record for league victories (16-2) while finishing second in the American Athletic Conference. The Bearcats also posted an 18-0 home record, the fourth undefeated season at Fifth Third Arena and was ranked in the national polls for 15 weeks during the season, a Cronin-era record high. The UC head coach also achieved a milestone, registering his 300th career victory against Tulsa on Feb. 18.

**2015-16:** Cincinnati won 11 of its final 15 games of the regular season, including a 61-54 win over then-No. 24 SMU, to register its sixth consecutive NCAA Tournament appearance. Junior Troy Caupain received First Team American Athletic Conference accolades while sophomore Gary Clark was named the league's defensive player of the year and second-team all-conference honoree. The Bearcats finished 22-11 overall and tied for third in the league with a 12-6 mark.

**2014-15:** A young, inexperienced group of newcomers and role players overcame the loss of its head coach due to health reasons and banded together to register a 23-11 mark and achieve the program's first second-round NCAA Tournament appearance since 2012. UC finished third in the conference but swept league-winner SMU and registered a victory at second-place Tulsa (in the only meeting between the schools) to secure the school's fifth consecutive NCAA Tournament invite. The Bearcats outlasted Purdue 66-65 in overtime in the first round of the NCAA Tournament before falling to previously unbeaten Kentucky, 64-51.

**2013-14:** Cincinnati won a share of the inaugural American Athletic Conference regular-season crown, the program's first conference title since 2003-04, behind the efforts of AP All-American Sean Kilpatrick and league defensive player of the year Justin Jackson. Kilpatrick led The American with 20.6 points per game and Cronin was named The American's Coach of the Year in leading UC to a 27-7 record - its most wins since 2001-02. The Bearcats strung together 15 consecutive wins, including their first 11 league games. UC was listed among the top 15 teams in the AP poll during each of the last eight weeks of the regular season, climbing as high as seventh.

**2012-13:** Senior Cashmere Wright fought through nagging injuries and, along with fellow senior JaQuon Parker and junior Sean Kilpatrick, helped lead the Bearcats to a 22-12 overall record and third consecutive NCAA Tournament appearance. Wright finished his career as UC's all-time steals leader (198) and Cronin claimed his 200th career coaching win. The Bearcats ranked sixth nationally with 6.1 blocks per game.

**2011-12:** Cincinnati advanced to the NCAA Sweet 16, registered 26 wins for the second consecutive season and defeated a school-record eight nationally ranked teams, including No. 2 Syracuse in the semifinals of the BIG EAST Championship. The Bearcats posted a school-record 12 wins in the BIG EAST en route to tying for fourth place in the league standings and finishing as runners up in the league tournament. Yancy Gates capped off his career as one of only six players in program history to compile more than 1,400 points and 900 rebounds. The Bearcats outlasted Texas and Florida State before falling to Ohio State in the NCAA Tournament.

**2010-11:** Cincinnati won its first 15 games of the season and closed strong with five victories in its last six regular-season contests to secure its first NCAA Tournament appearance since 2005. Yancy Gates led the Bearcats with 11.9 points and 6.9 rebounds and Sean Kilpatrick was named to the BIG EAST All-Rookie team. UC defeated Missouri 78-63 before falling to eventual national champion UConn 69-58 in the second round of the NCAA Tournament. The Bearcats finished 26-9 overall.

## PRIOR TO CINCINNATI

Success seems to follow Cronin, who came to Cincinnati after serving three years as head coach at Murray State (2004-06). As mentor of the Racers, Cronin compiled a 69-24 overall record while earning a pair of NCAA tournament berths.

In his debut season as head coach, Cronin directed Murray State to a school-best 28-6 record, the Ohio Valley Conference Tournament championship and an NCAA Tournament appearance. His 28 wins were the sixth most in NCAA history for a first-year head coach at the time. He earned OVC Coach of the Year honors two seasons later, guiding Murray State to another OVC regular-season title, league tournament crown and NCAA Tournament appearance with a 24-6 mark in 2005-06.

Prior to Murray State, Cronin built a sterling reputation for his ability to evaluate and recruit top talent. In his stint at UC as an assistant coach for Bob Huggins from 1997-2001, Cronin recruited several top players, including NBA Draft selections Steve Logan (Golden State); DerMarr Johnson (Atlanta); Pete Mickeal (Dallas); Kenny Satterfield (Dallas); and Jason Maxiell (Detroit).

Following the 2000-01 season, Cronin became the associate head coach and recruiting coordinator at Louisville, under Rick Pitino. In his first year, Cronin helped attract a top-10 ranked recruiting class.

## COMMUNITY INVOLVEMENT

Cronin's passion for success on the court also carries over to the local community where he is committed to making a difference. He currently serves as a board member on both the American Cancer Society and the ACS's Coaches vs. Cancer of Southwest Ohio chapter.

He also assists with a major fundraising event - Soul of the City Soiree - for Our Daily Bread that has generated more than \$100,000 each of the past four years to assist the soup kitchen and community center in Cincinnati.

Cronin also annually speaks with the Young Executive Group of the Catholic Inner-City Schools Education (CISE) Fund. The group raises money from area corporations to help give children from low income urban settings the opportunity to attend Catholic schools.

During the 2013-14 season, Cronin also wrote a column in the Cincinnati Enquirer highlighting the dangers of texting while driving as part of the AT&T sponsored "It Can Wait" campaign. He spotlighted the campaign again during an on-campus awareness event in October 2014.

## PATH TO COACHING

Cronin has long held great pride in the Queen City, the University of Cincinnati and the sport of basketball. As a child growing up on the west side of town, he used to follow his father Harold "Hep" Cronin -- a highly successful local high school coach with more than 400 career wins -- around the gyms of Cincinnati. A product of LaSalle High School, Cronin had his playing career end sooner than expected due to a knee injury in high school.

That didn't stop his desire to find his place in basketball. While completing his undergraduate degree at UC, Cronin served as assistant varsity coach and head junior varsity coach at Woodward High School. He helped develop six players who went on to play Division I college basketball, including former Bearcat Damon Flint, who ranks among the top 25 scorers in program history.

Cronin made the jump from high school to college coaching during the 1996-97 season joining Huggins as video coordinator at UC. A year later, Cronin was elevated to an assistant coach for the Bearcats, setting the stage for his long tenure in college basketball.

Cronin resides in Cincinnati with his 11-year old daughter, Samantha.





CRONIN'S YEARLY COACHING RECORD

SEASON	SCHOOL (CONF.)	POSITION	RECORD/CONF.	POSTSEASON (RECORD)
1996-97	Cincinnati (C-USA)	Video Coordinator		
1997-98	Cincinnati (C-USA)	Asst. Coach	27-6/14-2	NCAA Second Round (1-1)
1998-99	Cincinnati (C-USA)	Asst. Coach	27-6/12-4	NCAA Second Round (1-1)
1999-00	Cincinnati (C-USA)	Asst. Coach	29-4/16-0	NCAA Second Round (1-1)
2000-01	Cincinnati (C-USA)	Asst. Coach	25-10/11-5	NCAA Regional Semifinals (2-1)
2001-02	Louisville (C-USA)	Assoc. Head Coach	19-13/8-8	NIT (1-1)
2002-03	Louisville (C-USA)	Assoc. Head Coach	25-7/11-5	NCAA Second Round (1-1)
2003-04	Murray State (OVC)	Head Coach	28-6/14-2	NCAA First Round (0-1)
2004-05	Murray State (OVC)	Head Coach	17-11/11-5	---
2005-06	Murray State (OVC)	Head Coach	24-7/17-3	NCAA First Round (0-1)
<b>Murray State Totals</b>		<b>3 years</b>	<b>69-24/42-10</b>	<b>.742/.808</b>
2006-07	Cincinnati (BIG EAST)	Head Coach	11-19/2-14	---
2007-08	Cincinnati (BIG EAST)	Head Coach	13-19/8-10	College Basketball Invitational (0-1)
2008-09	Cincinnati (BIG EAST)	Head Coach	18-14/8-10	---
2009-10	Cincinnati (BIG EAST)	Head Coach	19-16/7-11	NIT (1-1)
2010-11	Cincinnati (BIG EAST)	Head Coach	26-9/11-7	NCAA Second Round (1-1)
2011-12	Cincinnati (BIG EAST)	Head Coach	26-11/12-6	NCAA Regional Semifinals (2-1)
2012-13	Cincinnati (BIG EAST)	Head Coach	22-12/9-9	NCAA First Round (0-1)
2013-14	Cincinnati (American)	Head Coach	27-7/15-3	NCAA First Round (0-1)
2014-15	Cincinnati (American)	Head Coach	23-11/13-5	NCAA Second Round (1-1)
2015-16	Cincinnati (American)	Head Coach	22-11/12-6	NCAA First Round (0-1)
2016-17	Cincinnati (American)	Head Coach	30-6/16-2	NCAA Second Round (1-1)
2017-18	Cincinnati (American)	Head Coach	30-4/16-2	
<b>Cincinnati Totals</b>		<b>12th season</b>	<b>267-139/129-85</b>	<b>.658/.603</b>
<b>Head Coaching Totals</b>		<b>15th season</b>	<b>336-163/171-95</b>	<b>.673/.643</b>

CRONIN'S RECORD AGAINST ALL OPPONENTS					
SCHOOL	W-L	SCHOOL	W-L	SCHOOL	W-L
Alabama	1-0	Kennesaw State	1-0	South Carolina Upstate	1-0
<b>Alabama State</b>	<b>2-0</b>	Kentucky	0-1	South Dakota	1-0
Albany	1-0	Lipscomb	2-0	St. Francis (Pa.)	2-0
Appalachian State	1-0	Louisville	5-7	St. John's	5-6
Arkansas-Little Rock	1-0	Marquette	3-4	Saint Joseph's	0-0
<b>Arkansas-Pine Bluff</b>	<b>4-0</b>	Marshall	2-1	St. Mary's (Calif.)	0-1
Arkansas Tech	1-0	Maryland	1-0	Stony Brook	1-0
Austin Peay	4-1	Maryland Eastern Shore	1-0	Syracuse	2-6
Belmont	0-1	<b>Memphis</b>	<b>7-5</b>	Texas	1-0
Bowling Green	2-1	Miami (Ohio)	5-0	TCU	1-0
Bradley	0-1	Middle Tennessee	2-0	<b>Temple</b>	<b>8-3</b>
Brown	1-0	<b>Mississippi State</b>	<b>2-0</b>	Tennessee	0-1
<b>Buffalo</b>	<b>1-0</b>	Mississippi Valley State	1-0	Tennessee State	5-1
Butler	0-2	Missouri	1-1	Tennessee Tech	3-2
Cal-State Bakersfield	1-0	Morehead State	8-0	Tennessee-Martin	9-0
Cal-Davis	1-0	Morgan State	1-0	Texas A&M-CC	1-1
Campbell	2-0	Mount St. Mary's	1-0	Texas-San Antonio	2-0
Campbellsville	1-0	Nebraska	2-1	Texas Southern	3-0
Central Michigan	1-0	New Mexico	0-2	Toledo	2-0
Charleston Southern	1-0	Norfolk State	1-0	<b>Tulane</b>	<b>5-1</b>
Chicago State	3-0	North Carolina	0-1	<b>Tulsa</b>	<b>5-1</b>
Cincinnati	0-1	North Carolina A&T	1-0	UAB	1-4
<b>Cleveland State</b>	<b>1-0</b>	North Carolina Central	2-0	<b>UCF</b>	<b>8-1</b>
Coastal Carolina	2-0	NC State	3-1	<b>UCLA</b>	<b>1-1</b>
<b>Coppin State</b>	<b>1-0</b>	Northwestern State	1-0	<b>UConn</b>	<b>12-13</b>
Creighton	0-1	Notre Dame	3-7	UMass Lowell	1-0
Dayton	1-1	Oakland	1-0	UNLV	1-0
Delaware State	2-0	Ohio	0-1	USC Upstate	2-0
DePaul	6-3	Ohio State	0-2	<b>USF</b>	<b>13-4</b>
<b>East Carolina</b>	<b>5-1</b>	Oklahoma	2-0	Utah Valley	1-0
Eastern Illinois	6-1	Ole Miss	0-1	Vanderbilt	1-0
Eastern Kentucky	6-1	Oregon	1-0	Villanova	4-4
Fairfield	1-0	Penn State	1-0	VCU	1-1
Fairleigh Dickinson	1-0	Pittsburgh	4-8	Wagner	2-0
<b>Florida</b>	<b>0-1</b>	Prairie View A&M	1-0	Weber State	1-0
Florida A&M	1-0	Presbyterian	0-1	West Florida	1-0
Florida State	1-1	Providence	4-5	West Virginia	3-5
Georgetown	6-6	Purdue	1-0	<b>Western Carolina</b>	<b>3-0</b>
Georgetown College	1-0	Radford	1-0	Western Illinois	1-0
George Washington	1-0	Rhode Island	0-1	Western Kentucky	1-1
Georgia	1-0	Rice	2-0	Winthrop	1-0
Georgia Southern	1-0	<b>Richmond</b>	<b>1-0</b>	<b>Wichita State</b>	<b>1-1</b>
<b>Georgia State</b>	<b>0-0</b>	Robert Morris	1-0	Wofford	0-1
Gonzaga	0-1	Rutgers	8-4	Wright State	3-0
Harvard	0-1	Saint Joseph's	0-1	<b>Wyoming</b>	<b>1-0</b>
High Point	1-0	Samford	3-3	<b>Xavier</b>	<b>4-8</b>
<b>Houston</b>	<b>9-2</b>	San Diego State	1-0		
Howard	1-0	<b>Savannah State</b>	<b>2-0</b>		
Illinois	0-1	Seton Hall	4-3		
Illinois-Chicago	1-0	SIU-Edwardsville	2-0		
Illinois State	0-1	<b>SMU</b>	<b>7-4</b>		
Iowa State	2-1	SE Missouri State	5-2		
IPFW	1-0	Southern Illinois	1-2		
Jacksonville State	6-0	SE Louisiana	1-0		
Kansas State	1-0	Southern Miss	1-0		

*2017-18 opponents in boldface*

CINCINNATI'S DEFENSIVE NUMBERS UNDER CRONIN

CINCINNATI'S DEFENSIVE STATISTICS DURING THE MICK CRONIN ERA (12TH SEASON; 2007-PRESENT)

YEAR	UC RECORD	OPP FGM-FGA	OPP FG%	OPP 3FGM-3FGA	OPP 3FG%	OPP PPG	GAMES ALLOWED <70 PTS	GAMES ALLOWED <60 PTS	GAMES ALLOWED <50 PTS	GAMES ALLOWED <40% FG	GAMES ALLOWED <35% FG	FORCED TURNOVERS	UC BLOCKS	UC STEALS
2006-07	11-19	685-1539	.445	231-612	.377	67.7	14	8	2	8	4	451	58	230
2007-08	13-19	717-1669	.430	209-621	.337	67.8	18	7	2	8	3	380	73	169
2008-09	18-14	752-1802	.417	186-581	.320	66.3	19	10	3	13	7	406	103	183
2009-10	19-16	807-1954	.413	230-676	.340	66.5	23	12	1	13	5	423	107	199
2010-11	26-9	735-1790	.411	171-529	.323	(9th) 59.6	30	18	7	17	7	492	129	258
2011-12	26-11	849-2063	.412	207-641	.323	(40th) 61.5	29	15	4	16	7	518	(44th) 170	(43rd) 298
2012-13	22-12	716-1851	(14th) .387	171-562	(34th) .304	(22nd) 59.0	30	18	3	16	9	452	(7th) 208	240
2013-14	27-7	690-1745	(19th) .395	182-568	.320	(4th) 58.4	31	19	6	19	8	485	(20th) 188	(24th) 268
2014-15	23-11	700-1804	(15th) .388	192-601	.319	(6th) 55.8	33	22	7	21	11	409	(11th) 185	222
2015-16	22-11	750-1907	(13th) .393	240-672	.357	(12th) 63.3	24	15	2	20	7	450	(9th) 192	(34th) 257
2016-17	30-6	767-1975	(9th) .388	264-765	.345	(8th) 61.3	26	17	3	19	10	476	(16th) 178	(32nd) 260
2017-18	30-4	688-1860	.370	217-702	.309	57.1	29	21	8	23	15	503	188	248

National ranking in parentheses; Cronin-era bests in boldface

THE POLLS

ASSOCIATED PRESS POLL (MARCH 12)		USA TODAY COACHES POLL (MARCH 12)	
Rk.	Team (First Place Votes)	Rk.	Team (First Place Votes)
1	Virginia (65)	1	Virginia (32)
2	Villanova	2	Villanova
3	Xavier	3	Kansas
4	Kansas	4	Xavier
5	Michigan State	5	Michigan State
6	Cincinnati	6	Duke
7	Michigan	7	Michigan
8	Gonzaga	8	Gonzaga
9	Duke	9	North Carolina
10	North Carolina	10	Cincinnati
11	Purdue	11	Purdue
12	Arizona	12	Tennessee
13	Tennessee	13	Texas Tech
14	Texas Tech	14	West Virginia
15	West Virginia	15	Arizona
16	Wichita State	16	Wichita State
17	Ohio State	17	Ohio State
18	Kentucky	18	Clemson
19	Auburn	19	Houston
20	Clemson	20	Kentucky
21	Houston	21	Auburn
22	Miami	22	Rhode Island
23	Florida	23	St. Mary's
24	Nevada	24	Florida
25	Saint Mary's	25	Miami-Florida
			Nevada

OTHERS RECEIVING VOTES:		OTHERS RECEIVING VOTES:	
Arkansas 69, Loyola-Chicago 68, Rhode Island 66, TCU 40, Providence 22, New Mexico State 15, Butler 9, St. Bonaventure 8, USC 7, Kansas State 6, Buffalo 5, UCLA 5, Seton Hall 5, Creighton 4, South Dakota State 3, Murray State 2, San Diego State 2, Middle Tennessee 2, Virginia Tech 2, Davidson 1, Missouri 1.		Arkansas 34; Creighton 19; Loyola (Ill.) 19; Providence 18; TCU 12; Middle Tennessee 9; North Carolina State 9; Virginia Tech 9; New Mexico State 6; Florida State 5; Kansas State 4; Buffalo 4; Seton Hall 3; St. Bonaventure 3; South Dakota State 2; Butler 2; Davidson 2; San Diego State 1; Texas A&M 1.	

CINCINNATI'S WEEKLY RANKINGS

Associated Press	Week	USA Today
12	Preseason	13
12	Nov. 13	No Poll
12	Nov. 20	13
11	Nov. 27	9
17	Dec. 4	17
25	Dec. 11	RV
20	Dec. 18	22
21	Dec. 25	22
19	Jan. 1	20
14	Jan. 8	13
12	Jan. 15	11
9	Jan. 22	8
8	Jan. 29	8
6	Feb. 5	6
5	Feb. 12	5
11	Feb. 19	11
10	Feb. 26	10
8	March 5	8
6	March 12	10

2017-18 AMERICAN ATHLETIC CONFERENCE

2017-18 AMERICAN CONFERENCE STANDINGS (THRU 3/11)				
Team	AAC	Pct.	Overall	Pct.
Cincinnati	16-2	.889	30-4	.882
Wichita State	14-4	.778	25-7	.781
Houston	14-4	.778	26-7	.788
Tulsa	12-6	.667	19-12	.613
Memphis	10-8	.556	21-13	.618
UCF	9-9	.500	19-13	.594
Temple	8-10	.444	17-15	.531
UConn	7-11	.389	14-18	.438
SMU	6-12	.333	17-16	.515
Tulane	5-14	.278	14-17	.452
ECU	4-14	.222	10-20	.333
USF	3-15	.167	10-22	.313

2017-18 COMPOSITE SCHEDULE			
NCAA TOURNAMENT			
Thursday, March 15 (First Round)			
WEST REGION			
#6 Houston vs. #11 San Diego State	7:20 p.m.	TBS	
<i>played in Wichita, Kan.</i>			
Friday, March 16 (First Round)			
SOUTH REGION			
#2 Cincinnati vs. #15 Georgia State	2 p.m.	TBS	
<i>played in Nashville, Tenn.</i>			
EAST REGION			
#4 Wichita State vs. #13 Marshall	1:30 p.m.	TNT	
<i>played in San Diego, Calif.</i>			
Saturday, March 17 (Second Round)			
WEST REGION			
#6 Houston vs.			
#3 Michigan/#14 Montana	TBA	TBA	
<i>played in Wichita, Kan.</i>			
Sunday, March 18 (Second Round)			
SOUTH REGION			
#2 Cincinnati vs.			
#7 Nevada/#10 Texas	TBA	TBA	
<i>played in Nashville, Tenn.</i>			
EAST REGION			
#4 Wichita State vs.			
#5 WVU/#12 Murray State	TBA	TBA	
<i>played in San Diego, Calif.</i>			

NIT TOURNAMENT			
Wednesday, March 14 (First Round)			
#5 Temple at #4 Penn State	8 p.m.	ESPNU	
<i>played in State College, Pa.</i>			

CINCINNATI IN THE AMERICAN 2017-18 TEAM STATISTICS (THRU 3/11)	
CATEGORY	[*NATIONAL] LEAGUE RANK (STAT)
Scoring .....	3rd (74.5)
Scoring Defense .....	[2nd] 1st (57.1)
Scoring Margin .....	[2nd] 1st (+17.3)
Free Throw Pct. ....	9th (.687)
Field Goal Pct. ....	3rd (.453)
Field Goal Pct. Defense .....	[2nd] 1st (.370)
3-Pt Field Goal Pct. ....	5th (.357)
3-Pt Field Goal Pct. Defense .....	[11th] 1st (.309)
Rebounding Offense .....	[17th] 2nd (38.9)
Rebounding Defense .....	2nd (31.6)
Rebounding Margin .....	[11th] 3rd (+7.4)
Blocked Shots .....	[9th] 1st (5.5)
Assists .....	2nd (16.0)
Steals .....	2nd (7.3)
Turnover Margin .....	[19th] 1st (+3.32)
Assist-to-Turnover Ratio .....	[23rd] 2nd (1.4)
Offensive Rebounds .....	[17th] 1st (13.1)
Defensive Rebounds .....	4th (25.9)
3-Pt Field Goals Made .....	7th (7.3)

INDIVIDUAL STATISTICS	
PLAYER	[*NATIONAL] LEAGUE RANK (STAT)
Scoring	
Gary Clark .....	16th (113.0)
Jacob Evans III .....	17th (12.9)
Kyle Washington .....	25th (11.3)
Jarron Cumberland .....	27th (10.9)
Rebounding	
Gary Clark .....	1st (8.5)
Kyle Washington .....	15th (5.4)
Field Goal Shooting Percentage	
Gary Clark .....	7th (.519)
Kyle Washington .....	8th (.512)
Assists	
Jacob Evans III .....	13th (3.2)
Cane Broome .....	T-15th (2.9)
Free Throw Percentage	
Jacob Evans III .....	11th (.750)
Gary Clark .....	13th (.740)
Steals	
Gary Clark .....	7th (1.4)
Jacob Evans III .....	9th (1.4)
Three-Point Field Goal Percentage	
Jacob Evans III .....	9th (.374)
Blocked Shots	
Kyle Washington .....	4th (1.4)
Gary Clark .....	T-6th (1.2)
Jacob Evans III .....	9th (1.0)
Assist-Turnover Ratio	
Cane Broome .....	8th (1.8)
Offensive Rebounds	
Gary Clark .....	2nd (2.9)
Defensive Rebounds	
Gary Clark .....	2nd (5.6)
Kyle Washington .....	15th (3.7)
Minutes Played	
Jacob Evans III .....	21st (30.8)
Jarron Cumberland .....	28th (28.6)

\*National rankings (through 3/4/18) are in brackets.

CINCINNATI'S RECORD WHEN

	06-07	07-08	08-09	09-10	10-11	11-12	12-13	13-14	14-15	15-16	16-17	17-18	TOTAL
Home games	10-8	10-7	13-5	13-5	15-3	14-4	13-5	18-1	15-3	14-3	18-0	15-1	166-45
Away games	0-9	3-11	4-7	2-9	7-4	7-5	5-5	7-3	6-5	6-6	9-3	9-2	65-69
Neutral site games	1-2	0-1	1-2	4-2	4-2	5-2	4-2	2-3	2-3	2-2	3-3	6-1	34-25
Conference games	2-14	8-10	8-10	7-11	11-7	12-6	9-9	15-3	13-5	12-6	16-2	15-2	127-85
vs. Top 25 teams	0-4	2-5	1-7	3-6	3-7	8-4	2-8	4-2	2-1	1-3	2-5	2-3	30-55
Overtime games	2-0	1-1	2-1	0-3	1-0	1-2	2-1	0-0	2-1	0-3	2-0	0-0	13-12
Lead at halftime	6-1	10-3	11-3	13-4	25-0	18-3	15-3	23-1	17-3	19-5	24-2	25-1	305-29
Trail at halftime	4-17	3-15	6-11	4-11	0-9	7-8	7-9	1-6	5-8	1-6	5-2	5-3	48-105
Tied at halftime	1-1	0-1	1-0	2-1	1-0	1-0	0-0	3-0	1-0	2-0	1-2	0-0	13-5
Lead with 10:00 remaining	10-1	9-1	14-1	13-3	26-0	18-4	19-1	23-1	20-3	22-3	27-1	26-0	281-19
Trail with 10:00 remaining	1-18	1-18	3-13	6-11	0-9	7-7	3-9	3-6	3-8	0-7	3-5	3-4	33-115
Tied with 10:00 remaining	0-0	3-0	1-0	0-2	0-0	1-0	0-2	1-0	0-0	0-1	0-0	1-0	7-5
Lead with 5:00 remaining	9-3	11-1	17-1	18-2	25-0	19-4	19-2	26-0	24-1	19-4	28-0	27-0	242-18
Trail with 5:00 remaining	0-16	2-17	1-13	0-13	0-9	5-7	2-9	1-7	0-8	1-6	2-6	2-3	16-114
Tied with 5:00 remaining	2-0	0-1	0-0	1-1	1-0	2-0	1-1	0-0	0-2	1-1	0-0	1-1	9-7
Lead with 2:00 remaining	10-2	11-1	16-0	18-2	25-1	23-2	19-2	25-1	23-1	19-3	27-0	28-0	245-15
Trail with 2:00 remaining	0-17	1-17	2-14	1-14	0-8	3-9	1-10	2-6	1-9	2-7	3-5	2-3	18-119
Tied with 2:00 remaining	1-0	1-1	0-0	0-0	1-0	0-0	2-0	0-0	0-1	0-1	0-1	0-1	5-5
Shoot better from the field	8-2	8-3	13-1	15-4	22-0	16-2	15-1	21-0	21-3	16-5	24-0	29-0	208-21
Shoot worse from the field	3-17	5-16	5-13	4-12	4-9	8-9	4-11	6-7	2-8	6-6	6-6	1-3	54-117
Shoot 50% or better	0-2	0-0	4-1	8-1	7-0	6-0	4-0	3-0	9-1	4-2	14-0	8-0	67-7
Shoot below 50%	11-17	13-19	14-13	11-15	16-8	20-11	18-12	24-7	14-9	16-9	16-6	21-4	193-130
Opp. shoots 50% or better	1-9	0-6	0-6	0-2	2-4	1-2	0-1	1-3	0-2	2-3	2-2	1-1	10-41
Opp. shoots below 50%	10-10	13-13	18-8	19-14	22-5	24-9	22-11	25-4	22-9	19-7	28-4	26-3	248-97
Opp. shoots below 40%	7-1	6-1	9-3	10-3	17-0	15-1	16-1	17-1	16-5	17-2	19-1	23-0	172-19
Make 7 or fewer 3-pointers	10-12	8-12	7-11	13-12	21-6	12-9	12-9	22-7	20-11	9-5	18-4	16-3	167-101
Make 8 or more 3-pointers	1-7	5-7	11-3	6-4	6-4	14-2	10-3	5-0	3-0	13-6	12-2	14-1	100-39
Shoot more FTs than opp.	7-3	6-3	12-1	11-2	22-2	16-4	16-3	20-2	20-6	14-3	19-2	20-2	183-33
Out-rebound the opponent	9-5	10-11	13-4	17-8	24-3	10-4	17-8	19-4	18-8	18-7	24-3	24-2	212-67
Opponent out-rebounds UC	2-14	3-7	2-9	2-8	2-5	13-6	3-4	8-2	3-3	3-2	6-3	3-2	50-65
Same number of rebounds	0-0	0-1	3-1	0-0	0-1	3-1	2-0	0-1	1-1	1-2	0-0	3-0	13-8
Commit fewer turnovers	7-11	4-5	9-3	7-6	16-6	22-5	14-4	16-4	13-3	17-2	25-3	21-3	171-55
Commit the same or more TOs	4-8	9-14	9-11	12-10	9-2	4-3	8-7	11-3	10-8	3-10	4-1	9-0	91-75
Commit 12 or fewer turnovers	7-9	4-7	5-4	5-5	10-5	17-7	8-8	20-4	13-5	14-6	22-5	18-1	143-66
Outscore opponents' bench	6-8	8-6	15-9	19-11	24-7	13-3	11-6	17-1	14-7	15-6	19-3	20-1	181-68
1-3 point games	1-4	5-5	2-0	4-5	2-1	5-4	2-3	4-2	1-4	2-6	4-0	3-0	45-34
4-5 point games	0-1	2-1	2-1	3-2	0-2	6-0	2-2	4-1	2-1	4-1	0-2	0-2	25-16
6-10 point games	5-2	2-6	5-6	4-4	7-2	5-3	7-4	2-2	8-1	3-3	7-2	6-1	61-36
11-19 point games	4-10	3-5	4-4	4-4	8-5	4-2	6-2	9-1	7-4	6-1	8-2	5-1	68-41
20-plus point games	1-2	1-2	5-3	4-1	9-1	7-1	5-1	8-1	5-1	7-0	11-0	16-0	79-13
Score 59 or fewer points	0-9	3-7	1-6	0-7	3-8	3-7	1-9	2-7	6-11	2-4	4-3	3-0	28-76
Score 60-69 points	6-7	8-7	4-6	9-4	9-1	7-4	9-3	11-0	9-0	8-2	6-2	5-2	90-38
Score 70 or more points	5-3	2-5	13-2	10-5	14-0	16-2	12-0	14-0	8-0	12-5	20-1	22-2	148-25
Hold opp. to 50 or fewer points	3-0	3-0	4-0	1-0	7-0	3-2	4-0	7-0	9-2	4-0	6-0	9-0	60-4
Hold opp. to 51-60 points	3-4	5-1	6-2	9-2	12-1	12-3	12-4	11-3	10-3	12-1	11-2	15-0	119-26
Hold opp. to 61-70 points	3-2	5-5	5-3	7-4	5-5	10-1	4-7	7-3	4-5	3-5	8-0	4-2	65-43
Opp. scores 70-plus points	2-13	0-13	3-9	2-10	2-3	1-5	2-1	2-1	0-1	2-4	5-4	2-2	23-66
November	5-1	4-2	5-1	4-1	5-0	4-2	6-0	6-0	5-1	7-0	5-1	7-0	63-9
December	4-3	1-5	5-2	5-2	9-0	6-1	7-1	5-2	4-2	3-4	6-1	5-2	59-25
January	1-7	5-4	4-4	5-4	4-4	5-4	4-3	9-0	6-2	6-2	8-0	8-0	65-34
February	1-7	3-3	4-3	2-5	4-3	6-2	2-5	4-2	5-4	5-2	6-2	5-2	47-40
March	0-1	0-5	0-4	3-4	4-2	5-2	2-3	3-3	3-2	1-3	5-2	5-0	31-31
Monday	0-0	1-0	3-2	2-2	2-0	2-1	2-2	1-0	0-0	0-0	1-0	3-0	17-7
Tuesday	0-2	1-1	1-2	4-2	3-0	2-0	4-0	6-0	5-1	3-2	1-0	5-0	35-10
Wednesday	4-5	4-5	4-1	7-3	9-1	7-0	3-1	2-0	5-1	2-1	6-0	3-0	56-18
Thursday	0-1	0-2	3-0	1-2	3-1	3-1	1-3	5-1	3-1	3-3	6-0	5-1	33-16
Friday	1-0	1-1	0-1	0-0	1-0	4-1	1-2	2-1	2-1	2-2	3-0	2-0	19-9
Saturday	5-7	6-5	6-5	5-3	8-4	5-7	10-2	8-5	5-6	6-3	8-2	6-2	77-57
Sunday	1-4	0-5	1-3	0-4	0-3	3-1	2-1	2-0	3-1	6-0	5-4	6-1	29-27

BEARCATS STARTING LINEUPS

OPPONENT	UC STARTERS
Bellarmine (EXH.)	Broome, Cumberland, Evans III, Clark, Washington
Embry-Riddle (EXH.)	Broome, Cumberland, Evans III, Clark, Washington
Savannah State	Broome, Cumberland, Evans III, Clark, Washington
Western Carolina	jenifer, Cumberland, Evans III, Clark, Brooks
Coppin State	Broome, Cumberland, Evans III, Clark, Washington
vs. Buffalo	Broome, Cumberland, Evans III, Clark, Washington
vs. Richmond	jenifer, Cumberland, Evans III, Clark, Brooks
vs. Wyoming	jenifer, Cumberland, Evans III, Clark, Washington
Alabama State	jenifer, Cumberland, Evans III, Clark, Washington
at Xavier	jenifer, Cumberland, Evans III, Clark, Washington
vs. Florida	jenifer, Cumberland, Evans III, Clark, Washington
Mississippi State	jenifer, Cumberland, Evans III, Clark, Washington
at UCLA	jenifer, Cumberland, Evans III, Clark, Washington
Arkansas-Pine Bluff	jenifer, Cumberland, Evans III, Clark, Washington
Cleveland State	jenifer, Cumberland, Evans III, Clark, Washington
Memphis	jenifer, Cumberland, Evans III, Clark, Washington
at Temple	jenifer, Cumberland, Evans III, Clark, Washington
SMU	jenifer, Cumberland, Evans III, Clark, Washington
at USF	jenifer, Cumberland, Evans III, Clark, Washington
at UCF	jenifer, Cumberland, Evans III, Clark, Washington
ECU	jenifer, Cumberland, Evans III, Clark, Washington
Temple	jenifer, Cumberland, Evans III, Clark, Washington
at Memphis	jenifer, Cumberland, Evans III, Clark, Washington
Houston	jenifer, Cumberland, Evans III, Clark, Washington
at UConn	jenifer, Cumberland, Evans III, Clark, Washington
UCF	jenifer, Cumberland, Evans III, Clark, Washington
at SMU	jenifer, Cumberland, Evans III, Clark, Washington
at Houston	jenifer, Cumberland, Evans III, Clark, Washington
Wichita State	jenifer, Cumberland, Evans III, Clark, Washington
UConn	jenifer, Cumberland, Evans III, Clark, Washington
Tulsa	jenifer, Cumberland, Evans III, Clark, Washington
at Tulane	jenifer, Cumberland, Evans III, Clark, Washington
at Wichita State	jenifer, Cumberland, Evans III, Clark, Washington
vs. SMU	jenifer, Cumberland, Evans III, Clark, Washington
vs. Memphis	jenifer, Cumberland, Evans III, Clark, Washington
vs. Houston	jenifer, Cumberland, Evans III, Clark, Washington
vs. Georgia State	

RECORD BY STARTING LINEUPS

UC STARTERS	RECORD
Broome, Cumberland, Evans III, Clark, Washington	3-0
jenifer, Cumberland, Evans III, Clark, Brooks	2-0
jenifer, Cumberland, Evans III, Clark, Washington	25-4

PLAYERS IN DOUBLE FIGURES

# OF PLAYERS	0	1	2	3	4	5	6	7
TIMES THIS SEASON	0	0	5	11	16	1	1	0

## SPECIALTY STATISTICS

OPPONENT	RESULT	IN PAINT	OFF TO	2ND CHANCE	FAST BREAK	BENCH
Savannah State		24	17	2	18	25
at Cincinnati	W, 107-77	54	22	30	14	43
Western Carolina		20	13	3	6	33
at Cincinnati	W, 102-51	40	29	15	8	59
Coppin State		20	5	2	2	16
Cincinnati	W, 97-54	38	16	18	7	40
Buffalo		18	15	11	7	5
vs. Cincinnati	W, 73-67	26	11	18	6	11
Richmond		16	10	7	0	17
vs. Cincinnati	W, 75-48	18	26	13	6	38
Wyoming		16	4	7	0	10
vs. Cincinnati	W, 78-53	38	21	22	8	22
Alabama State		20	7	14	2	25
at Cincinnati	W, 83-51	40	30	14	13	40
at Xavier		34	10	19	9	26
Cincinnati	L, 76-89	34	16	5	17	20
Florida		24	27	8	11	6
vs. Cincinnati	L, 60-66	36	17	14	2	17
Mississippi State		24	16	6	12	0
at Cincinnati	W, 65-50	24	22	13	6	6
at UCLA		20	11	4	4	19
Cincinnati	W, 77-63	30	23	9	6	15
Arkansas-Pine Bluff		14	9	3	4	19
at Cincinnati	W, 77-49	36	34	14	16	47
Cleveland State		24	10	7	7	13
at Cincinnati	W, 81-62	48	28	14	17	23
Memphis		24	11	10	6	25
at Cincinnati	W, 82-48	36	17	17	9	29
at Temple		16	16	10	2	11
Cincinnati	W, 55-53	24	16	12	2	4
SMU		23	15	4	9	5
at Cincinnati	W, 76-56	24	26	14	8	10
at USF		14	8	10	2	34
Cincinnati	W, 78-55	22	11	13	10	14
at UCF		18	6	3	0	15
Cincinnati	W, 49-38	24	18	16	2	10
ECU		24	7	14	4	10
at Cincinnati	W, 86-60	50	19	21	10	24
Temple		20	12	8	6	16
at Cincinnati	W, 75-42	30	24	19	8	22
at Memphis		22	13	4	6	14
Cincinnati	W, 62-48	20	10	9	6	19
Houston		22	14	16	4	24
at Cincinnati	W, 80-70	30	8	17	9	11
at UConn		26	12	9	11	6
Cincinnati	W, 65-57	14	8	11	5	15
UCF		18	2	4	2	10
at Cincinnati	W, 77-40	26	22	15	8	29
at SMU		28	10	11	9	2
Cincinnati	W, 76-51	38	18	11	9	21
at Houston		26	10	17	4	16
at Cincinnati	L, 62-67	22	22	10	0	2
Wichita State		30	22	12	4	19
at Cincinnati	L, 72-76	28	20	8	8	19
UConn		16	3	7	2	5
at Cincinnati	W, 77-52	33	23	10	17	40
Tulsa		26	17	17	2	22
at Cincinnati	W, 82-74	30	11	13	7	19
at Tulane		18	15	8	2	14
Cincinnati	W, 78-49	36	23	24	0	35
at Wichita State		28	2	5	4	13
Cincinnati	W, 62-61	20	16	7	5	11
vs. SMU		22	6	7	4	9
Cincinnati	W, 61-51	38	21	17	2	26
vs. Memphis		20	6	7	7	19
Cincinnati	W, 70-60	30	9	12	8	11
vs. Houston		18	18	4	13	4
Cincinnati	W, 56-55	18	11	17	2	4
vs. Georgia State						
Cincinnati						
<b>TOTALS</b>		<b>IN PAINT</b>	<b>OFF TO</b>	<b>2ND CHANCE</b>	<b>FAST BREAK</b>	<b>BENCH</b>
<b>CINCINNATI</b>		<b>1055</b>	<b>648</b>	<b>492</b>	<b>261</b>	<b>756</b>
<b>AVERAGE</b>		<b>31.0</b>	<b>19.1</b>	<b>14.5</b>	<b>7.7</b>	<b>22.2</b>
<b>OPPONENTS</b>		<b>733</b>	<b>379</b>	<b>280</b>	<b>185</b>	<b>507</b>
<b>AVERAGE</b>		<b>21.6</b>	<b>11.1</b>	<b>8.2</b>	<b>5.4</b>	<b>14.9</b>

## OVERTIME RECORDS

UC'S OVERALL RECORD	56-55
1 OT Games	47-44
2 OT Games	8-8
3 OT Games	0-1
4 OT Games	0-2
7 OT Games	1-0

### RECORDS IN OVERTIME GAMES

Home	27-17	.614
Schmidlapp Gym	3-4	.429
Schmidt Fieldhouse	0-1	.000
Music Hall	0-1	.000
Armory Fieldhouse	5-4	.556
Cincinnati Gardens	3-2	.600
U.S. Bank Arena	3-1	.750
Fifth Third Arena	14-4	.778
Away	17-30	.362
Neutral	11-8	.579

**Current Streak:** Won 2

**Longest Winning Streak:** 5 (Tay Baker - 1966-67)

**Longest Losing Streak:** 4 (Bob Ruess, 1943 - John Weithe, 1950)

- On Dec. 21, 1981 Cincinnati and Bradley played an NCAA-record 7-overtime game which UC won, 75-73.
- Cincinnati has been involved in two of the five NCAA tournament championship games to go into overtime. The Bearcats defeated Ohio State, 70-65, in 1961, but lost to Loyola (Ill.), 60-58, in 1963.
- In 1966-67, Cincinnati played six overtime games, winning five.

### UC COACHES IN OVERTIME GAMES

COACH (YEARS)	NO.	RECORD	PCT.
Bob Huggins (1989-2005)	25	14-11	.560
<b>Mick Cronin (2006-pres.)</b>	<b>25</b>	<b>13-12</b>	<b>.520</b>
Tay Baker (1965-72)	9	7-2	.778
Ed Jucker (1960-65)	9	4-5	.444
Ed Badger (1978-83)	8	3-5	.375
Tony Yates (1983-89)	7	2-5	.286
John Wiethe (1946-52)	5	1-4	.200
George Smith (1952-60)	4	3-1	.750
Gale Catlett (1972-78)	4	2-2	.500
Frank Rice (1928-32)	4	1-3	.250
Boyd Chambers (1918-28)	3	3-0	1.000
Clark Ballard (1939-42)	2	2-0	1.000
Andy Kennedy (2005-06)	2	1-1	.250
Tay Brown (1933-37)	2	0-2	.000
John Halliday (1932-33)	1	0-1	.000
Bob Ruess (1942-44)	1	0-1	.000
Walter Van Winkle (1937-39)	0	—	—
Ray Farnham (1944-46)	0	—	—

### OVERTIME GAMES IN MICK CRONIN ERA

1/20/07	W	UC 96, West Virginia 83	1	SC
2/28/07	W	UC 70, Seton Hall 67	1	SC
2/9/08	W	UC 72, Rutgers 68	1	SC
3/2/08	L	Providence 81, UC 79	1	A
12/20/08	W	UC 85, Eastern Kentucky 77	1	SC
2/7/09	W	UC 64, Georgetown 62	1	SC
3/7/09	L	Seton Hall 67, UC 63	1	SC
11/25/09	L	Gonzaga 61, UC 59	1	N
12/13/09	L	Xavier 83, UC 79	2	A
2/21/10	L	Marquette 79, UC 76	1	SC
2/19/11	W	UC 93, Providence 81	1	A
11/25/11	L	Marshall 73, UC 69	1	SC
1/21/12	L	West Virginia 77, UC 74	1	A
3/8/12	W	UC 72, Georgetown 70	2	N
1/19/13	W	UC 71, Marquette 69	1	SC
2/21/13	L	UConn 73, UC 66	1	A
3/9/13	W	UC 61, USF 53	1	SC
12/13/14	L	Nebraska 56, UC 55	2	A
12/17/14	W	UC 71, San Diego State 62	1	SC
3/19/15	W	UC 66, Purdue 65	1	N
1/16/16	L	Temple 67, UC 65	2	A
2/18/16	L	Tulsa 70, UC 68	1	A
3/11/16	L	UConn 104, UC 97	4	N
12/1/16	W	UC 55, Iowa State 54	1	A
12/22/16	W	UC 93, Marshall 91	1	SC



## THE LAST TIME...

### TEAM

#### 100 POINTS BY A TEAM

By UC	102 vs. Western Carolina, 11/13/17
By Opponent	104 by UConn (40T), 3/11/16

#### 90-99 POINTS BY A TEAM

By UC	97 vs. Coppin State, 11/16/17
By Opponent	91 by Marshall, 12/22/16

#### 30-PLUS POINT WIN

By UC	37 (77-40) vs. UCF, 2/6/18
By Opponent	38 (89-51) vs. Notre Dame, 3/10/11

#### 60 PERCENT SHOOTING BY A TEAM

By UC	.628 vs. Kansas State, 3/17/17
By Opponent	.674 vs. Pittsburgh, 2/14/09

#### 50 PERCENT SHOOTING BY A TEAM

By UC	.554 vs. Tulsa, 2/25/18
By Opponent	.529 by Wichita State, 2/18/18

#### CINCINNATI PLAYED A RANKED OPPONENT

UC Win	56-55 vs. No. 11 Houston, 3/11/18
UC Loss	72-76 vs. No. 19 Wichita State, 2/18/18

#### SINGLE OVERTIME GAME

UC Win	93-91 (OT) vs. Marshall, 12/22/16
UC Loss	104-97 (4OT) vs. UConn, 3/11/16

#### DOUBLE OVERTIME GAME

UC Win	72-70 (2OT) vs. Georgetown, 3/8/12
UC Loss	104-97 (4OT) vs. UConn, 3/11/16

#### TRIPLE OVERTIME GAME

UC Win	75-73 (7OT*) vs. Bradley, 12/21/81
UC Loss	104-97 (4OT) vs. UConn, 3/11/16

\* - *NCAA record.*

### INDIVIDUAL

#### 40 POINTS BY A PLAYER

By UC	41, Steve Logan vs. Southern Mississippi, 2/15/02
By Opponent	40, Trevon Bluiett, Xavier, 1/26/17

#### 30 POINTS BY A PLAYER

By UC	37, Troy Caupain vs. UConn, 3/11/16
By Opponent	32, Daniel Hamilton, vs. UConn, 3/11/16

#### 20 REBOUNDS BY A PLAYER

By UC	20, Cedric McGowan vs. DePaul, 1/4/06
By Opponent	four times

#### 15 REBOUNDS BY A PLAYER

By UC	15, Gary Clark, at UCF, 1/16/18
By Opponent	15, Greg Monroe, vs. Georgetown, 3/6/10

#### TWO PLAYERS WITH 20 OR MORE POINTS IN SAME GAME

By UC	Gary Clark (25), Jacob Evans (20) vs. UConn, 3/11/17
By Opponent	Daniel Hamilton (32), Jalen Adams (22) vs. UConn, 3/11/16

#### THREE PLAYERS WITH 10 OR MORE REBOUNDS IN SAME GAME

By UC	Gary Clark (10), Kyle Washington (10) & Troy Caupain (10) at Iowa State, 12/1/16
-------	---

#### TWO PLAYERS WITH 10 OR MORE REBOUNDS IN SAME GAME

By UC	Troy Caupain (12), Gary Clark (11) vs. Marshall, 12/22/16
By Opponent	Ben Moore (11), Sterling Brown (11) vs. SMU, 1/12/17

#### 10 ASSISTS BY A PLAYER

By UC	10, Troy Caupain, vs. USF, 2/4/16
By Opponent	10, Chris Howard, at USF, 2/14/09

#### FIVE STEALS BY A PLAYER

By UC	5, Jacob Evans III vs. Temple, 1/24/18
By Opponent	5, Galen Robinson, Jr., vs. Houston, 3/11/18

#### FIVE BLOCKED SHOTS BY A PLAYER

By UC	5, Gary Clark vs. Mississippi State, 12/12/17
By Opponent	5, Amida Brimah, vs. UConn, 3/11/16

#### DOUBLE-DOUBLE BY A UC PLAYER

UC Win	Gary Clark (20 pts., 12 rebs) vs. Houston, 3/11/18
UC Loss	Gary Clark (14 pts., 12 rebs.) at Butler, 12/10/16

#### DOUBLE-DOUBLES BY TWO UC PLAYERS

By UC	Kyle Washington (13 pts, 11 rebs) and Gary Clark (11 pts, 10 rebs) at Iowa State, 12/1/16
-------	---

#### DOUBLE-DOUBLES BY THREE UC PLAYERS

By UC	Troy Caupain (37 pts, 10 rebs), Octavius Ellis (13 pts, 10 rebs) & Gary Clark (12 pts, 12 rebs) vs. UConn, 3/11/16
-------	--

#### TRIPLE-DOUBLE BY A UC PLAYER

By UC	Eric Hicks (22 pts., 12 rebs., 10 blks.) vs. Marquette, 1/7/06
-------	---

#### UC PLAYER LED TEAM IN POINTS, REBOUNDS & ASSISTS

By UC	Sean Kilpatrick (26 pts., 12 rebs., 6 asst.) vs. SMU, 1/1/13
-------	---

#### A PLAYER WON A GAME IN THE FINAL SECONDS

By UC	Jacob Evans III hits 19-foot jumper with 0.4 left at Temple as UC wins 55-53, 1/4/18
By Opponent	Roosevelt Jones layup with :00.1 left Butler defeats UC 78-76, 12/2/15

#### FOUR PLAYERS SCORED IN DOUBLE FIGURES

By UC	Jacob Evans III (19), Kyle Washington (11) Jarron Cumberland (11), Gary Clark (10) at No. 11 Wichita State, 3/4/18
-------	--

#### FIVE PLAYERS SCORED IN DOUBLE FIGURES

By UC	Jarron Cumberland (19), Justin Jenifer (16) Jacob Evans III (12), Kyle Washington (11), Cane Broome (11) vs. Coppin State, 11/16/17
-------	---

#### SIX PLAYERS SCORED IN DOUBLE FIGURES

By UC	Jacob Evans (19), Cane Broome (17), Justin Jenifer (15) Gary Clark (13), Jarron Cumberland (10), Keith Williams (10) vs. Savannah State, 11/10/17
-------	---

#### SEVEN PLAYERS SCORED IN DOUBLE FIGURES

By UC	Kevin Johnson (18), Jacob Evans (17), Justin Jenifer (13), Kyle Washington (12), Jarron Cumberland (11) Troy Caupain (10), Tre Scott (10) vs. Fairleigh Dickinson, 12/17/16
-------	--

#### EIGHT PLAYERS SCORED IN DOUBLE FIGURES

By UC	Farad Cobb (15), Shaq Thomas (14), Kevin Johnson (14), Coreontae DeBerry (12), Justin Jenifer (11), Quadri Moore (10), Jacob Evans (10), Ocatvius Ellis (10) vs. Robert Morris, 11/15/15
-------	---

## CRONIN ERA BESTS

#### MOST POINTS SCORED

119 (W, 119-68)	vs. Fairleigh Dickinson	12/17/16
107 (W, 107-77)	vs. Savannah State	11/10/17
106 (W, 106-44)	vs. Robert Morris	11/15/15
102 (W, 102-60)	vs. Miss. Valley St.	11/13/12
102 (W, 102-62)	vs. Chicago State	12/23/13
102 (W, 102-51)	vs. Western Carolina	11/13/17

#### MOST POINTS SCORED (HALF)

65 (W, 119-68)	vs. Fairleigh Dickinson	(1st) 12/17/16
60 (W, 99-50)	vs. Arkansas-Pine Bluff	(2nd) 11/22/15
60 (W, 60-40)	vs. Savannah State	(1st) 11/10/17
59 (W, 96-58)	vs. Texas Southern	(2nd) 12/13/16
59 (W, 97-84)	vs. No. 20 Memphis	(2nd) 3/6/14
59 (W, 102-60)	vs. Miss. Valley St.	(2nd) 11/13/12

#### HIGHEST FG PERCENTAGE

.647 (44-68)	vs. Fairleigh Dickinson	12/17/16
.647 (33-51)	vs. UCF	2/25/15
.632 (36-57)	vs. Campbell	11/20/13
.628 (27-43)	vs. St. John's	2/11/09
.628 (27-43)	vs. Kansas State	3/17/17
.610 (36-59)	vs. Western Carolina	11/13/15

#### HIGHEST 3-PT. PERCENTAGE

.682 (15-22)	vs. Tulsa	2/25/18
.643 (9-14)	vs. Temple	1/17/14
.636 (7-11)	vs. Stony Brook	12/2/14
.600 (6-10)	vs. St. John's	2/11/09
.583 (7-12)	at No. 23/23 SMU	2/5/15
.583 (7-12)	at Georgetown	1/27/07
.583 (14-24)	vs. Central Michigan	11/25/06

#### MOST REBOUNDS

69	vs. Chicago State	12/23/13
65	vs. Savannah State	11/10/17
56	at Temple (2OT)	1/16/16
56	vs. North Carolina A&T	11/18/12

#### MOST ASSISTS

32	vs. Robert Morris	11/15/15
29	vs. Fairleigh Dickinson	12/17/16
27	vs. USF	1/29/17
27	vs. Toledo	11/18/09

#### MOST BLOCKED SHOTS

12	vs. Wagner	12/23/14
12	vs. Marquette	1/19/13
12	at DePaul	1/15/13
12	vs. North Carolina A&T	11/18/12
11	vs. Mississippi State	12/12/17
11	at Xavier	12/2/17

#### MOST STEALS

23	vs. Ark.-Little Rock	12/6/12
19	vs. Ark.-Pine Bluff	11/22/15
18	vs. Robert Morris	11/15/15

#### MOST FORCED TURNOVERS

32	vs. Ark.-Little Rock	12/6/12
32	vs. North Carolina State	12/23/06
30	vs. Ark.-Pine Bluff	11/22/15
29	vs. Robert Morris	11/15/15
29	vs. Ark.-Pine Bluff	12/21/11

#### FEWEST POINTS ALLOWED

34	vs. Dayton	11/27/10
37	vs. Saint Francis (Pa.)	11/14/14
38	at UCF	1/16/18
39	vs. Howard	11/10/06
	at West Virginia	1/30/08
	vs. North Carolina A&T	11/18/12

#### FEWEST POINTS ALLOWED (HALF)

13	vs. Marquette	1/19/13
13	vs. UCF	(1st) 2/6/18
14	vs. Richmond	(1st) 11/21/17
14	vs. Alabama State	(1st) 11/13/11

#### LOWEST FG PERCENTAGE ALLOWED

.152 (10-66)	vs. North Carolina A&T	11/18/12
.200 (12-60)	vs. Dayton	11/27/10
.200 (10-50)	at West Virginia	1/30/08

#### LOWEST 3-PT. FG PERCENTAGE ALLOWED

.000 (0-14)	vs. UCF	2/6/18
.000 (0-10)	at No. 24/22 Pittsburgh	12/31/12
.000 (0-4)	vs. Texas Southern	11/18/08
.045 (1-22)	at West Virginia	1/30/08
.063 (1-16)	vs. Providence	3/13/13
.091 (1-11)	vs. USF	2/2/14


#### BIGGEST WIN

62 (106-44)	vs. Robert Morris	11/15/15
54 (93-39)	vs. North Carolina A&T	11/18/12

#### BIGGEST COMEBACK

Down 18 (won 80-70)	vs. Houston	1/31/18
Down 17 (won 96-83 in OT)	vs. West Virginia	1/20/07
Down 16 (won 70-55)	vs. Samford	11/23/16
Down 15 (won 93-91 in OT)	vs. Marshall	12/22/16

# CINCINNATI RADIO-TV CHART



1

**JACOB EVANS III**  
G/F • 6-6 • 210 • JR-2L  
BATON ROUGE, LA.




2

**KEITH WILLIAMS**  
G • 6-5 • 210 • FR-HS  
BROOKLYN, N.Y.



3

**JUSTIN JENIFER**  
G • 5-10 • 175 • JR-2L  
BALTIMORE, MD.




5

**TREVOR MOORE**  
G • 6-5 • 200 • FR-HS  
HOUSTON, TEXAS




11

**GARY CLARK**  
F • 6-8 • 230 • SR-3L  
CLAYTON, N.C.




13

**TREVON SCOTT**  
F • 6-8 • 220 • R-SO-1L  
DARIEN, GA.



14

**JACKSON BART**  
F • 6-5 • 215 • R-SO-1L  
OKLAHOMA CITY, OKLA.



15

**CANE BROOME**  
G • 6-0 • 165 • JR-TR  
EAST HARTFORD, CONN.



20

**MAMODOU DIARRA**  
F • 6-9 • 215 • FR-HS  
BAMAKO, MALI




22

**ELIEL NSOSEME**  
F/C • 6-9 • 220 • FR-HS  
KINSASHA, CONGO




24

**KYLE WASHINGTON**  
F • 6-9 • 230 • SR-1L  
CHAMPLIN, MINN.



31

**SAM MARTIN**  
G • 5-10 • 160 • FR-HS  
CINCINNATI, OHIO



32

**JOHN KOZ**  
G • 6-1 • 190 • SO-1L  
CLEVELAND, OHIO



33

**NYSIER BROOKS**  
C • 6-11 • 250 • SO-1L  
PHILADELPHIA, PA.



34

**JARRON CUMBERLAND**  
G • 6-5 • 215 • SO-1L  
WILMINGTON, OHIO



**MICK CRONIN**  
HEAD COACH



**LARRY DAVIS**  
ASSOCIATE HEAD COACH



**DARREN SAVINO**  
ASSISTANT COACH



**ANTWON JACKSON**  
ASSISTANT COACH

# CINCINNATI PLAYER SEASON & CAREER HIGHS

## #1 - JACOB EVANS III

2017-18 SEASON		CAREER
24 vs. Mississippi State, 12/12/17	Pts	26 vs. Saint Joseph's, 3/18/16
17 vs. Houston, 3/11/18	FG Atts	20 vs. Saint Joseph's, 3/18/16
9 at Xavier, 12/2/17	FG Made	10 vs. Saint Joseph's, 3/18/16
11 vs. Savannah State, 11/10/17	3PT-FG Atts	11 at SMU, 2/12/17
4, 4x (last vs. Tulsa, 2/25/18)	3PT-FG Made	5, 2x (last at SMU, 2/12/17)
12 at Houston, 2/15/18	FT Atts	12 at Houston, 2/15/18
9, 2x (last at Houston, 2/15/18)	FT Made	9, 2x (last at Houston, 2/15/18)
8 vs. Mississippi State, 12/12/17	Rebs	9 vs. Saint Joseph's, 3/18/16
7 vs. Tulsa, 2/25/18	Assts	7 vs. Tulsa, 2/25/18
3 vs. Arkansas-Pine Bluff, 12/19/17	Stls	4, 2x (last vs. UCF, 2/8/17)
4 vs. Alabama State, 11/27/17	Blks	4 vs. Alabama State, 11/27/17
40, 2x (last vs. Houston, 3/11/18)	Mins	45 vs. Marshall, 12/22/16

## #2 - KEITH WILLIAMS

2017-18 SEASON		CAREER
10, 2x (last vs. Western Carolina, 11/13/17)	Pts	10, 2x (last vs. Western Carolina, 11/13/17)
12 vs. Savannah State, 11/10/17	FG Atts	12 vs. Savannah State, 11/10/17
5, 2x (last vs. Western Carolina, 11/13/17)	FG Made	5, 2x (last vs. Western Carolina, 11/13/17)
4 vs. Savannah State, 11/10/17	3PT-FG Atts	4 vs. Savannah State, 11/10/17
1, 4x (last at Wichita State, 3/4/18)	3PT-FG Made	1, 4x (last at Wichita State, 3/4/18)
4 at Tulane, 3/1/18	FT Atts	4 at Tulane, 3/1/18
2, 3x (last at Tulane, 3/1/18)	FT Made	2, 3x (last at Tulane, 3/1/18)
5, 2x (last at Tulane, 3/1/18)	Rebs	5, 2x (last at Tulane, 3/1/18)
2, 2x (last vs. Alabama State, 11/27/17)	Assts	2, 2x (last vs. Alabama State, 11/27/17)
1, 8x (last vs. Memphis 3/10/18)	Stls	1, 8x (last vs. Memphis 3/10/18)
2 at Tulane, 3/1/18	Blks	2 at Tulane, 3/1/18
27 at Tulane, 3/1/18	Mins	27 at Tulane, 3/1/18

## #3 - JUSTIN JENIFER

2017-18 SEASON		CAREER
16 vs. Coppin State, 11/16/17	Pts	16 vs. Coppin State, 11/16/17
12 vs. Savannah State, 11/10/17	FG Atts	12 vs. Savannah State, 11/10/17
6 vs. Savannah State, 11/10/17	FG Made	6, 2x (last vs. Savannah State, 11/10/17)
9 vs UCF, 2/6/18	3PT-FG Atts	9 vs UCF, 2/6/18
4 vs. Coppin State, 11/16/17	3PT-FG Made	4, 2x (last vs. Coppin State, 11/16/17)
6 at UCLA, 12/16/17	FT Atts	6, 2x (last at UCLA, 12/16/17)
5 at UCLA, 12/16/17	FT Made	6 vs. Robert Morris, 11/15/15
4 at SMU, 2/11/18	Rebs	5, 2x (last vs. USF, 1/29/17)
7 vs. Cleveland State, 12/21/17	Assts	9, 3x (last vs. USF, 1/29/17)
2, 2x (last at Tulane, 3/1/18)	Stls	3, 2x (last vs. USF, 2/4/16)
0	Blks	0
27 at Houston, 2/15/18	Mins	28, 2x (last vs. USF, 1/29/17)

## #5 - TREVOR MOORE

2017-18 SEASON		CAREER
14 vs. UCF, 2/6/18	Pts	14 vs. UCF, 2/6/18
8 vs. UConn, 2/22/18	FG Atts	8 vs. UConn, 2/22/18
4, 2x (last vs. vs. UConn, 2/22/18)	FG Made	4, 2x (last vs. UConn, 2/22/18)
8 vs. UConn, 2/22/18	3PT-FG Atts	8 vs. UConn, 2/22/18
4 vs. UConn, 2/22/18	3PT-FG Made	4 vs. UConn, 2/22/18
5, vs UCF, 2/6/18	FT Atts	5, vs UCF, 2/6/18
4 vs UCF, 2/6/18	FT Made	4 vs UCF, 2/6/18
8 vs. Richmond, 11/21/17	Rebs	8 vs. Richmond, 11/21/17
3 vs. Richmond, 11/21/17	Assts	3 vs. Richmond, 11/21/17
2, 3x (last vs. UA-Pine Bluff, 12/19/17)	Stls	2, 3x (last vs. UA-Pine Bluff, 12/19/17)
1, 2x (last at Tulane, 3/1/18)	Blks	1, 2x (last at Tulane, 3/1/18)
24 vs. Richmond, 11/21/17	Mins	24 vs. Richmond, 11/21/17

## #11 - GARY CLARK

2017-18 SEASON		CAREER
24 vs. Buffalo, 11/20/17	Pts	26 vs. Marshall, 12/22/16
15 at Xavier, 12/2/17	FG Atts	15, 2x (last 15 at Xavier, 12/2/17)
9 vs. Cleveland State, 12/21/17	FG Made	12 vs. Marshall, 12/22/16
5, 2x (last vs. Houston, 3/11/18)	3PT-FG Atts	5, 2x (last vs. Houston, 3/11/18)
2, 3x (last vs. Houston, 3/11/18)	3PT-FG Made	2, 8x (last vs. Houston, 3/11/18)
13 vs. Buffalo, 11/20/17	FT Atts	16 vs. UConn, 3/11/17
11 vs. Buffalo, 11/20/17	FT Made	15 vs. UConn, 3/11/17
14 vs. Buffalo, 11/20/17	Rebs	16 vs. East Carolina, 1/6/15
7 vs. Richmond, 11/21/17	Assts	8 vs. Temple, 1/18/17
3, 5x (last vs. Memphis, 3/10/18)	Stls	5 at SMU, 1/7/16
5 vs. Mississippi State, 12/12/17	Blks	5 vs. Mississippi State, 12/12/17
39 at Houston, 2/15/18	Mins	48 vs. UConn, 3/11/16

## #13 - TREVON SCOTT

2017-18 SEASON		CAREER
10 at Tulane, 3/1/18	Pts	11 vs. Texas Southern, 12/13/16
7 at Tulane, 3/1/18	FG Atts	10 vs. Texas Southern, 12/13/16
3, 3x (last vs. Memphis, 3/10/18)	FG Made	5, 3x (last vs. Fairleigh Dickinson, 12/17/16)
1 at SMU, 2/11/18	3PT-FG Atts	1, 4x (last at SMU, 2/11/18)
0	3PT-FG Made	1 vs. USF, 1/29/17
6 vs. UA-Pine Bluff, 12/19/17	FT Atts	6 vs. UA-Pine Bluff, 12/19/17
4, 2x (last at Tulane, 3/1/18)	FT Made	4, 2x (last at Tulane, 3/1/18)
9 vs. UConn, 2/22/18	Rebs	10 vs. Tulane, 1/1/17
6 vs. Western Carolina, 11/13/17	Assts	6 vs. Western Carolina, 11/13/17
2, 2x (last vs. UA-Pine Bluff, 12/19/17)	Stls	5 vs. USF, 1/29/17
1, 5x (last vs. Houston, 3/11/18)	Blks	5 vs. Lipscomb, 11/26/16
21 vs. Tulsa, 2/25/18	Mins	29 vs. Lipscomb, 11/26/16

## #15 - CANE BROOME

2017-18 SEASON		CAREER
17, 2x (last vs. UA-Pine Bluff, 12/19/17)	Pts	39 at Fairleigh Dickinson, 2/20/16•
12 at Xavier, 12/2/17	FG Atts	25, 2x (last vs. LIU Brooklyn, 3/2/16)•
7 vs. Wichita State, 2/18/18	FG Made	15 vs. LIU Brooklyn, 3/2/16•
9 vs. Savannah State, 11/12/17	3PT-FG Atts	13 at LIU Brooklyn, 1/27/16•
5 vs. Savannah State, 11/12/17	3PT-FG Made	6 at LIU Brooklyn, 1/27/16•
6 at Xavier, 12/2/17	FT Atts	22 at Fairleigh Dickinson, 2/20/16•
4, 2x (last vs. SMU, 3/9/18)	FT Made	15 at Fairleigh Dickinson, 2/20/16•
4 vs. Savannah State, 11/12/17	Rebs	10, 2x (last at Bryant, 2/18/16)•
6 vs. Cleveland State, 12/21/17	Assts	6, 3x (vs. Cleveland State, 12/21/17)
3, 2x (last vs. UCF, 2/6/18)	Stls	4, 4x (last vs. Wagner, 1/9/16)•
1, 2x (last vs. Tulsa, 2/25/18)	Blks	2 at Brown, 12/28/14•
28, 3x (last at Wichita State, 3/4/18)	Mins	44 at Bryant, 3/4/15•

## #20 - MAMOUDOU DIARRA

2017-18 SEASON		CAREER
9 vs. Western Carolina, 11/13/17	Pts	9 vs. Western Carolina, 11/13/17
6 vs. Western Carolina, 11/13/17	FG Atts	6 vs. Western Carolina, 11/13/17
3 vs. Western Carolina, 11/13/17	FG Made	3 vs. Western Carolina, 11/13/17
2 vs. Coppin State, 11/16/17	3PT-FG Atts	2 vs. Coppin State, 11/16/17
1 vs. Coppin State, 11/16/17	3PT-FG Made	1 vs. Coppin State, 11/16/17
4 vs. Western Carolina, 11/13/17	FT Atts	4 vs. Western Carolina, 11/13/17
3 vs. Western Carolina, 11/13/17	FT Made	3 vs. Western Carolina, 11/13/17
6 vs. Western Carolina, 11/13/17	Rebs	6 vs. Western Carolina, 11/13/17
1, 2x (last vs. UA-Pine Bluff, 12/19/17)	Assts	1, 2x (last vs. UA-Pine Bluff, 12/19/17)
0	Stls	0
2 vs. Alabama State, 11/27/17	Blks	2 vs. Alabama State, 11/27/17
12, 2x (last vs. UA-Pine Bluff, 12/19/17)	Mins	12, 2x (last vs. UA-Pine Bluff, 12/19/17)

## #22 - ELIEL NSOSEME

2017-18 SEASON		CAREER
4, 2x (last at SMU, 2/11/18)	Pts	4, 2x (last at SMU, 2/11/18)
3, 2x (last at SMU, 2/11/18)	FG Atts	3, 2x (last at SMU, 2/11/18)
2, 2x (last at SMU, 2/11/18)	FG Made	2, 2x (last at SMU, 2/11/18)
0	3PT-FG Atts	0
0	3PT-FG Made	0
5 vs. Savannah State, 11/10/17	FT Atts	5 vs. Savannah State, 11/10/17
1, 4x (last vs. UCF, 2/6/18)	FT Made	1, 4x (last vs. UCF, 2/6/18)
8 vs. Savannah State, 11/10/17	Rebs	8 vs. Savannah State, 11/10/17
2 vs. Coppin State, 11/16/17	Assts	2 vs. Coppin State, 11/16/17
1, 2x at UCLA, 12/16/17	Stls	1, 2x at UCLA, 12/16/17
4 at Xavier, 12/2/17	Blks	4 at Xavier, 12/2/17
13, 3x (last vs. Wichita State, 2/18/18)	Mins	13, 3x (last vs. Wichita State, 2/18/18)

## #24 - KYLE WASHINGTON

2017-18 SEASON		CAREER (• SET AT NC STATE)
19 at UCLA, 12/16/17	Pts	27 vs. UConn, 2/4/17
15, 2x (last at Wichita State, 3/4/18)	FG Atts	18 vs. UConn, 2/4/17
8, 3x (last at SMU, 2/11/18)	FG Made	11, 2x (last vs. UConn, 2/4/17)
4 at Tulane, 3/1/18	3PT-FG Atts	5, 2x (last vs. UCF, 2/8/17)
3 vs. Houston, 1/31/18	3PT-FG Made	3, 2x (last vs. Houston, 1/31/18)
6, 2x (last at UCLA, 12/16/17)	FT Atts	14 vs. Xavier, 1/26/17
6 vs. Buffalo, 11/20/17	FT Made	7 vs. Miami, 3/13/14•
11, 2x (last at UConn, 2/3/18)	Rebs	17 vs. Penn State, 11/20/16
1, 9x (last at UConn, 2/3/18)	Assts	5, 2x (last at SMU, 2/12/17)
4 at UCLA, 12/16/17	Stls	4, 2x (last at UCLA, 12/16/17)
3, 2x (last vs. UConn, 2/22/18)	Blks	4, 6x (last vs. Xavier, 1/26/17)
31 vs. Mississippi State, 12/12/17	Mins	38 at SMU, 2/12/17


## #33 - NYSIER BROOKS

2017-18 SEASON		CAREER
9 vs. Alabama State, 11/27/17	Pts	10 vs. Samford, 11/23/16
7, 2x (last at SMU, 2/11/18)	FG Atts	7, 2x (last at SMU, 2/11/18)
4, 2x (last vs. ECU, 1/20/18)	FG Made	4, 3x (last vs. ECU, 1/20/18)
0	3PT-FG Atts	0
0	3PT-FG Made	0
6 vs. Alabama State, 11/27/17	FT Atts	6 vs. Alabama State, 11/27/17
3, 3x (last vs. UCF, 2/6/17)	FT Made	3, 3x (last vs. UCF, 2/6/17)
8 vs. Western Carolina, 11/13/17	Rebs	8 vs. Western Carolina, 11/13/17
2 vs. Western Carolina, 11/13/17	Assts	2 vs. Western Carolina, 11/13/17
2 vs. Wyoming, 11/22/17	Stls	2 vs. Wyoming, 11/22/17
2, 3x (last at Wichita State, 3/4/18)	Blks	5 at East Carolina, 1/15/17
19 at SMU, 2/11/18	Mins	19 at SMU, 2/11/18

## #34 - JARRON CUMBERLAND

2017-18 SEASON		CAREER
20 vs. Western Carolina, 11/13/17	Pts	26 vs. USF, 1/29/17
17 vs. Wichita State, 2/18/18	FG Atts	17 vs. Wichita State, 2/18/18
7, 3x (last vs. Wichita State, 2/18/18)	FG Made	8 vs. USF, 1/29/17
10, 2x (last vs. Wichita State, 2/18/18)	3PT-FG Atts	10, 2x (last vs. Wichita State, 2/18/18)
4, 5x (last vs. Memphis, 3/10/18)	3PT-FG Made	6 vs. USF, 1/29/17
10 vs. Houston, 1/31/18	FT Atts	10, 2x (last vs. Houston, 1/31/18)
7 vs. Houston, 1/31/18	FT Made	8 vs. Lipscomb, 11/26/16
9 vs. Coppin State, 11/16/17	Rebs	9 vs. Coppin State, 11/16/17
8, 2x (last vs. SMU, 3/9/18)	Assts	8, 2x (last vs. SMU, 3/9/18)
3 vs. Cleveland State, 12/21/17)	Stls	5 vs. SMU, 3/12/17
3 vs. ECU, 1/20/18	Blks	3 vs. ECU, 1/20/18
37, 2x (last at Wichita State, 3/4/18)	Mins	37, 2x (last at Wichita State, 3/4/18)





# #1 JACOB EVANS III

GUARD/FORWARD • 6-6 • 210 • JUNIOR • 2L • BATON ROUGE, LA. (ST. MICHAEL THE ARCHANGEL)

## CONFERENCE AWARDS

- » First Team (2017-18)
- » Player of the Week (2x: 1/8/18 & 12/18/17)
- » All-Tournament (2017)
- » Weekly Honor Roll (3x: 3/5/18, 2/5/18, 11/14/16)
- » Rookie of the Week (2x: 2/29/16 & 12/28/15)

## OTHER HONORS

- » Julius Erving Small Forward of the Year Semifinalist (2017-18)
- » Cayman Islands Classic All-Tourney Team (2017)
- » John Wooden Award Watch List (2017-18)
- » Jerry West Shooting Guard of the Year Award Finalist (2016-17)

## MOMENTS

- » Hit a game-winning 19-foot jumper with 0.4 seconds left at Temple (1/4).
- » Scored 25 points and hit a three-pointer with 11 seconds left in regulation in UC's 93-91 overtime win against Marshall (12/22/16)
- » Hit back-to-back free throws with 20 seconds left to give UC a 55-54 overtime win at No. 19 Iowa State (12/1/16)
- » Poured in 25 points on 8-of-12 shooting against No. 21 Rhode Island (11/19/16)
- » Scored the most points by a UC freshman in an NCAA Tournament game, posting a career-high 26 points with five threes and nine rebounds against Saint Joseph's in the first round of the NCAA Tournament (3/18/16)

**2017-18 Season (Junior):** Scored a game-high 19 points with a trio of threes and seven rebounds at No. 11 Wichita State (3/4) ... hit a trio of threes and tallied 11 points in 11 minutes at Tulane (3/1) ... tallied 15 points with four threes, six rebounds and seven assists without a turnover in 35 minutes against Tulsa (2/25) ... produced 16 points, seven rebounds, three assists and two steals against Wichita State (2/18) ... netted a team-high 16 points with five rebounds and two steals at Houston (2/15) ... scored a team-high 19 points with a pair of threes and 9-of-10 shooting from the free throw line at UConn (2/3) ... tallied 18 points, seven rebounds, five assists and two steals against Houston (1/31) ... produced 10 points, five rebounds and a career-high five steals against Temple (1/24) ... netted a game-high 17 points on 7-of-12 shooting with a trio of threes vs. ECU (1/20) ... became the 52nd member of Cincinnati's 1,000-point club, pouring in 16 points on 5-of-9 shooting with a pair of threes, four assists and zero turnovers in 37 minutes at USF (1/13) ... posted a game-high 18 points with a trio of threes and four assists against SMU (1/7) ... scored 14 points, including the game-winning 19-foot jumper with 0.4 seconds left to give UC a 55-53 win at Temple (1/4) ... tallied 16 points, matching a season-high with four three-pointers to go with five rebounds at UCLA (12/16) ... poured in a season-high 24 points on 7-of-13 shooting with four threes against Mississippi State (12/12) ... tallied 23 points on 9-of-15 shooting with a trio of threes at Xavier (12/2) ... scored a game-high 19 points on 7-of-15 shooting with four three-pointers in the season opener with Savannah State (11/10).

**2016-17 Season (Sophomore):** Started all 36 games, averaging 13.5 points, 4.2 rebounds, 2.7 assists and 1.3 steals in 31.6 minutes ... chosen as a finalist for the Jerry West Shooting Guard of the Year award ... named NABC District 25 Second Team ... selected to the American Championship All-Tournament team, averaging a team-best 17.0 points in three games while shooting 57.1 percent (16 of 28) from the field and 80.0 percent (8 of 10) from three-point range ... ranked among the league leaders in three-point field goal percentage (fifth at .418), steals (ninth at 1.3), field goal percentage (11th at .473), points (12th at 13.5), three-pointers made (12th at 1.9), free throw percentage (14th at .732) and minutes played (26th at 31.6) ... scored in double figures in 31 of 36 games, the most by a UC player in a season since Sean Kilpatrick (33 out of 34 games in 2013-14) ... netted 20 or more points six times, including a season-high 25 points against Rhode Island (11/19) and Marshall (12/22) ... led the team with 69 three-pointers, including a season-high five triples at SMU (2/12) ... averaged 17.8 points, shooting 59.0 percent (36 of 61) from the floor and 46.4 percent (13 of 28) from three-point range during November.

**2015-16 Season (Freshman):** Played in all 33 games with eight starts, averaging 8.4 points 4.1 rebounds and 1.6 assists in 24.4 minutes... shot 80.4 percent (45 of 56) from the free throw line ... finished third on the team with 45 three-pointers ... finished second on the team during the postseason, averaging 15.0 points while shooting 42.3 percent (11 of 26) from the field in two games ... ranked second on the team in points (11.5 per game) over the final two months of the season, reaching double figures in scoring in five of the last eight games while tallying 24 three-pointers ... scored a career-high 26 points on 10-of-20 shooting with five threes and a game-high nine rebounds against Saint Joseph's (3/18) in the first round of the NCAA Tournament - effort marked the most points scored by a freshman in an NCAA Tournament game in school history ... made 25 consecutive free throws during the season, longest streak by any active Bearcat.

**Prior to Cincinnati:** Named to the 2014-15 Louisiana Sports Writers Association's Class 4A All-State First Team ... tabbed the 2014-15 All-Baton Rouge Area Large Schools' Player of the Year by the New Orleans Times-Picayune ... selected a Gatorade Player of the Year nominee, McDonald's All-American nominee and Louisiana Mr. Basketball nominee ... named a two-time most valuable player at the Grady Hornsby Classic ... tabbed most valuable player for Class 4A-District 6 as a senior ... chosen first team all-district as a sophomore, junior and senior ... tallied more than 2,000 points and 1,000 rebound during high school career ... helped lead St. Michael's the Archangel to a 29-4 overall record and its first appearance in the Louisiana Class 4A state championship semifinals as a senior, averaging 24.9 points, 9.0 rebounds and 4.8 assists ... helped the Warriors to a 27-7 record while averaging 17.5 points, 7.2 rebounds, 4.1 assists and 3.5 steals as a junior ... tabbed a consensus four-star prospect, he performed well in 2014 summer AAU events - the Pangos All-American Camp and the Fab 48 Tournament in Las Vegas - to earn the distinction of being one of the nation's fastest rising prospects ... listed as a Top 100 prospect according to ESPN, Rivals.com and Scout.com and ranked second in the Times-Picayune Terrific 20 Class of 2015 ... coached in high school by Drew Hart.



## SMALL FORWARD OF THE YEAR SEMIFINALIST

## 2017-18 FIRST TEAM ALL-CONFERENCE

## SEASON & CAREER STATISTICS

2017-18 SEASON		CAREER
24 vs. Mississippi State, 12/12/17	Pts	26 vs. Saint Joseph's, 3/18/16
17 vs. Houston, 3/11/18	FG Atts	20 vs. Saint Joseph's, 3/18/16
9 at Xavier, 12/2/17	FG Made	10 vs. Saint Joseph's, 3/18/16
11 vs. Savannah State, 11/10/17	3PT-FG Atts	11 at SMU, 2/12/17
4, 4x (last vs. Tulsa, 2/25/18)	3PT-FG Made	5, 2x (last at SMU, 2/12/17)
12 at Houston, 2/15/18	FT Atts	12 at Houston, 2/15/18
9, 2x (last at Houston, 2/15/18)	FT Made	9, 2x (last at Houston, 2/15/18)
8 vs. Mississippi State, 12/12/17	Rebs	9 vs. Saint Joseph's, 3/18/16
7 vs. Tulsa, 2/25/18	Assts	7 vs. Tulsa, 2/25/18
3 vs. Arkansas-Pine Bluff, 12/19/17	Stls	4, 2x (last vs. UCF, 2/8/17)
4 vs. Alabama State, 11/27/17	Blks	4 vs. Alabama State, 11/27/17
40, 2x (last vs. Houston, 3/11/18)	Mins	45 vs. Marshall, 12/22/16

## MISCELLANEOUS STATISTICS


CATEGORY	2015-16	2016-17	2017-18	CAREER
Double-Figure Scoring Games	12	31	28	69
Double-Figure Rebounding Games	0	0	0	0
Double-Double Games	0	0	0	0
20-Point Scoring Games	1	6	2	9
Games Led UC in Scoring	5	8	8	21
Games Led UC in Rebounding	2	0	1	3
Games Led UC in Assists	2	4	15	21
Games With 3+ Assists	7	19	23	49
Games With 3+ Blocks	2	1	3	6
Games With 3+ Steals	1	3	3	7
Games With 3+ Three-Pointers	6	10	8	24

**Personal:** Born June 18, 1997 in Jacksonville, North Carolina ... son of Theresa Chatman-Evans and Jerry Evans ... mother played point guard at Grambling ... has two brothers, Demarquis and Devin Chatman ... right-handed.

## CAREER STATISTICS

			Total		3-Point		F-Throws		Rebounds											Scoring	
Season	gp-gs	min/avg	fg-fga	pct	fg-fga	pct	ft-fa	pct	off	def	tot	avg	pf	fo	ast	to	blk	stl	pts	avg	
2015-16	33-8	806/24.4	94-253	.372	45-135	.333	45-56	.804	36	99	135	4.1	61	2	54	25	27	27	278	8.4	
2016-17	36-36	1138/31.6	168-355	.473	69-165	.418	82-112	.732	53	97	150	4.2	76	0	96	44	30	46	487	13.5	
2017-18	34-34	1046/30.8	150-349	.430	58-155	.374	81-108	.750	46	109	155	4.6	66	1	110	60	35	46	439	12.9	
TOTAL	103-78	2990/29.0	412-957	.431	172-455	.378	208-276	.754	135	305	440	4.3	203	3	260	129	92	119	1204	11.7	





# #1 JACOB EVANS III

GUARD/FORWARD • 6-6 • 210 • JUNIOR • 2L • BATON ROUGE, LA. (ST. MICHAEL THE ARCHANGEL)

## GAME-BY-GAME STATISTICS

### 2017-18 (JUNIOR SEASON)


Opponent	Date	gs	min	Total		3-Pointers		Free throws		Rebounds				pf	a	t/o	blk	stl	pts	avg	
				fg-fga	pct	3fg-fga	pct	ft-fa	pct	off	def	tot	avg								
SAVANNAH STATE	11/10/17	*	29	7-15	.467	4-11	.364	1-3	.333	3	4	7	7.0	2	5	5	2	2	19	19.0	
WESTERN CAROLINA	11/13/17	*	23	2-3	.667	1-1	1.000	4-6	.667	2	4	6	6.5	2	6	2	1	0	9	14.0	
COPPIN STATE	11/16/17	*	17	2-4	.500	1-2	.500	6-6	1.000	1	1	2	5.0	1	4	0	1	0	11	13.0	
vs Buffalo	11/20/17	*	29	3-7	.429	1-3	.333	2-4	.500	0	4	4	4.8	4	3	1	1	1	9	12.0	
vs Richmond	11/21/17	*	22	5-8	.625	2-5	.400	0-0	.000	0	1	1	4.0	2	4	1	2	0	12	12.0	
vs Wyoming	11/22/17	*	34	4-11	.364	2-3	.667	0-0	.000	0	2	2	3.7	4	5	3	0	1	10	11.7	
ALABAMA STATE	11/27/17	*	19	5-8	.625	2-4	.500	0-0	.000	0	2	2	3.4	1	3	2	4	2	12	11.7	
at Xavier	12/02/17	*	40	9-15	.600	3-9	.333	2-2	1.000	0	2	2	3.3	2	2	1	1	2	23	13.1	
vs Florida	12/09/17	*	37	4-13	.308	0-4	.000	5-7	.714	1	5	6	3.6	4	0	5	1	2	13	13.1	
MISSISSIPPI ST.	12/12/17	*	35	7-13	.538	4-7	.571	6-6	1.000	2	6	8	4.0	2	2	2	3	0	24	14.2	
at UCLA	12/16/17	*	38	5-11	.455	4-6	.667	2-2	1.000	2	3	5	4.1	3	2	3	0	1	16	14.4	
UA-PINE BLUFF	12/19/17	*	24	5-9	.556	0-1	.000	2-3	.667	1	6	7	4.3	0	1	0	1	3	12	14.2	
CLEVELAND STATE	12/21/17	*	33	3-8	.375	1-4	.250	0-0	.000	2	2	4	4.3	3	4	4	1	1	7	13.6	
MEMPHIS	12/31/17	*	31	5-10	.500	2-4	.500	0-0	.000	2	3	5	4.4	1	6	2	0	1	12	13.5	
at Temple	01/04/18	*	39	6-14	.429	0-3	.000	2-3	.667	3	3	6	4.5	0	4	2	1	3	14	13.5	
SMU	01/07/18	*	36	7-14	.500	3-7	.429	1-3	.333	2	2	4	4.4	2	4	0	0	1	18	13.8	
at USF	1/13/18	*	37	5-9	.556	2-3	.667	4-4	1.000	0	2	2	4.3	2	4	0	0	2	16	13.9	
at UCF	1/16/18	*	38	3-14	.214	1-6	.167	3-4	.750	0	2	2	4.2	1	4	2	3	1	10	13.7	
ECU	01/20/18	*	30	7-12	.583	3-6	.500	0-0	.000	1	1	2	4.1	2	1	3	2	2	17	13.9	
TEMPLE	01/24/18	*	28	4-8	.500	2-3	.667	0-0	.000	3	3	6	4.2	1	5	2	0	5	10	13.7	
at Memphis	1/27/18	*	20	6-9	.667	2-3	.667	0-0	.000	0	2	2	4.0	5	0	4	0	1	14	13.7	
HOUSTON	01/31/18	*	40	6-16	.375	2-5	.400	4-4	1.000	3	4	7	4.2	2	5	2	0	2	18	13.9	
at UCONN	2/3/18	*	39	4-12	.333	2-5	.400	9-10	.900	2	3	5	4.2	1	3	0	1	0	19	14.1	
UCF	02/06/18	*	24	1-5	.200	0-2	.000	1-1	1.000	1	5	6	4.3	2	4	0	1	1	3	13.7	
at SMU	02/11/18	*	28	2-8	.250	1-5	.200	4-4	1.000	1	4	5	4.3	1	4	0	0	0	9	13.5	
at Houston	2/15/18	*	40	3-9	.333	1-4	.250	9-12	.750	3	2	5	4.3	2	2	3	1	2	16	13.6	
WICHITA STATE	02/18/18	*	35	4-10	.400	1-4	.250	7-10	.700	4	3	7	4.4	4	3	4	1	2	16	13.7	
UCONN	02/22/18	*	29	1-3	.333	0-2	.000	2-2	1.000	0	6	6	4.5	3	5	1	2	1	4	13.3	
TULSA	02/25/18	*	35	5-11	.455	4-5	.800	1-2	.500	3	3	6	4.6	2	7	0	0	0	15	13.4	
at Tulane	03/01/18	*	11	4-10	.400	3-5	.600	0-0	.000	0	1	1	4.4	0	0	1	1	0	11	11.3	
at Wichita State	03/04/18	*	31	7-16	.438	3-9	.333	2-4	.500	0	7	7	4.5	0	1	1	1	2	19	13.5	
vs SMU	03/09/18	*	24	1-4	.250	0-3	.000	0-0	.000	0	2	2	4.4	2	3	1	0	1	2	13.1	
vs Memphis	3-10-18	*	31	3-13	.231	1-8	.125	0-0	.000	1	6	7	4.5	2	1	1	2	2	7	12.9	
vs Houston	3-11-18	*	40	5-17	.294	0-3	.000	2-6	.333	3	3	6	4.6	1	3	2	1	2	12	12.9	
Totals			34	1046	150-349	.430	58-155	.374	81-108	.750	46	109	155	4.6	66	110	60	35	46	439	12.9

### 2015-16 (FRESHMAN SEASON)

Opponent	Date	gs	min	Total		3-Pointers		Free throws		Rebounds				pf	a	t/o	blk	stl	pts	avg
				fg-fga	pct	3fg-fga	pct	ft-fa	pct	off	def	tot	avg							
WESTERN CAROLINA	11/13/15		22	2-7	.286	1-3	.333	2-2	1.000	1	4	5	5.0	1	3	0	1	1	7	7.0
ROBERT MORRIS	11/15/15		22	3-8	.375	2-4	.500	2-2	1.000	3	4	7	6.0	1	2	0	0	3	10	8.5
at Bowling Green	11/18/15		21	3-7	.429	2-3	.667	2-2	1.000	2	1	3	5.0	0	1	0	2	2	10	9.0
ARKANSAS-PINE BLUFF	11/22/15		23	1-7	.143	0-4	.000	4-6	.667	0	4	4	4.8	0	0	0	0	1	6	8.3
SE LOUISIANA	11/24/15		21	4-8	.500	3-6	.500	4-4	1.000	1	5	6	5.0	1	1	2	0	0	15	9.6
vs Nebraska	11/27/15		19	1-3	.333	0-2	.000	2-2	1.000	0	7	7	5.3	1	4	1	0	0	4	8.7
vs George Washington	11/28/15		15	1-5	.200	1-2	.500	0-0	.000	1	1	2	4.9	1	1	3	1	0	3	7.9
BUTLER	12/2/15		29	6-13	.462	4-10	.400	0-0	.000	0	4	4	4.8	2	4	0	0	0	16	8.9
MORGAN STATE	12/6/15		2	0-0	.000	0-0	.000	0-0	.000	0	0	0	4.2	0	0	0	0	0	0	7.9
at Xavier	12/12/15		18	2-5	.400	0-2	.000	0-0	.000	1	1	2	4.0	1	1	1	2	0	4	7.5
NORFOLK STATE	12/15/15		16	2-6	.333	1-2	.500	6-6	1.000	2	0	2	3.8	1	1	0	0	1	11	7.8
at VCU	12/19/15		29	2-7	.286	1-4	.250	4-4	1.000	3	5	8	4.2	2	0	2	3	1	9	7.9
IOWA STATE	12/22/15		26	4-8	.500	2-5	.400	4-4	1.000	2	3	5	4.2	3	2	0	2	1	14	8.4
TEMPLE	12/23/15	*	24	2-4	.500	1-2	.500	2-2	1.000	3	2	5	4.3	0	2	1	0	0	7	8.3
TULSA	12/16		16	1-3	.333	0-2	.000	0-0	.000	0	3	3	4.2	4	2	1	1	1	2	7.9
at SMU	01/07/16		29	2-6	.333	0-2	.000	0-0	.000	1	4	5	4.3	3	3	0	1	0	4	7.6
at USF	1/10/16		12	1-6	.167	0-2	.000	0-0	.000	1	2	3	4.2	0	1	1	0	1	2	7.3
HOUSTON	1/13/16		13	2-6	.333	1-4	.250	0-0	.000	0	0	0	3.9	5	2	0	1	0	5	7.2
at Temple	01/16/16		38	4-10	.400	0-3	.000	0-0	.000	1	7	8	4.2	2	4	2	0	1	8	7.2
MEMPHIS	01/21/16		20	1-4	.250	0-2	.000	0-0	.000	0	2	2	4.1	1	1	0	0	1	2	7.0
TULANE	01/24/16		24	2-5	.400	1-3	.333	0-0	.000	3	4	7	4.2	2	3	0	1	2	5	6.9
at UCONN	1/28/16		23	3-7	.429	1-2	.500	0-0	.000	1	4	5	4.2	2	2	0	3	1	7	6.9
USF	02/04/16		24	3-8	.375	2-6	.333	3-4	.750	0	2	2	4.1	2	2	0	1	1	11	7.0
at Memphis	2/6/16		29	1-9	.111	0-3	.000	5-6	.833	2	1	3	4.1	2	1	0	1	1	7	7.0
at UCF	2/9/16	*	13	2-4	.500	2-2	1.000	0-0	.000	1	2	3	4.0	3	0	1	0	0	6	7.0
EAST CAROLINA	2/13/16	*	25	4-10	.400	2-6	.333	0-0	.000	1	2	3	4.0	4	1	1	0	2	10	7.7
at Tulsa	02/18/16		35	3-10	.300	2-7	.286	1-2	.500	0	6	6	4.1	3	4	2	1	1	9	7.2
UCONN	2/20/16		29	5-9	.556	3-6	.500	0-1	.000	0	4	4	4.1	1	0	0	1	1	13	7.4
at East Carolina	2/27/16	*	40	7-12	.583	4-9	.444	0-0	.000	2	5	7	4.2	0	2	0	0	0	18	7.8
at Houston	3/3/16	*	40	5-16	.313	4-9	.444	0-0	.000	1	1	2	4.1	4	1	3	1	1	14	8.0
SMU	03/06/16	*	38	4-14	.286	0-7	.000	1-4	.250	0	0	0	4.0	0	0	1	1	2	9	8.0
vs UCONN	3/11/16	*	34	1-6	.167	0-2	.000	2-3	.667	1	2	3	3.9	5	2	2	2	1	4	7.9
vs Saint Joseph's	3/18/16	*	37	10-20	.500	5-9	.556	1-2	.500	2	7	9	4.1	4	1	1	0	0	26	8.4
Totals			8	806	94-253	.372	45-135	.333	45-56	.804	36	99	135	4.1	61	54	25	27	278	8.4

### 2016-17 (SOPHOMORE SEASON)

Opponent	Date	gs	min	Total		3-Pointers		Free throws		Rebounds				pf	a	t/o	blk	stl
----------	------	----	-----	-------	--	------------	--	-------------	--	----------	--	--	--	----	---	-----	-----	-----



# #2 KEITH WILLIAMS

GUARD • 6-5 • 210 • FRESHMAN • HS • BROOKLYN, N.Y. (BISHOP LOUGHLIN MEMORIAL)

**2017-18 Season (Freshman):** Tallied six points, five rebounds and two blocks in a season-high 27 minutes at Tulane (3/1) ... scored eight points with a steal in 12 minutes at SMU (2/11) ... hit a three-pointer just before the halftime buzzer at UConn (3/3) ... had six points with 4-of-4 shooting from the foul line with a pair of steals in nine minutes against Temple (1/24) scored nine points on 4-of-7 shooting in 14 minutes against Arkansas-Pine Bluff (12/19) ... only the second Bearcat freshman during the Mick Cronin coaching era (along with Sean Kilpatrick) to score in double figures in each of his first two collegiate games, netting 10 points on 5-of-12 shooting with five rebounds in the season opener with Savannah State (11/10) and 10 points on 5-of-7 shooting against Western Carolina (11/13).

**Prior to Cincinnati:** Named the 2017 All-New York City Player of the Year and Catholic High School Athletic Association (CHSAA) Class AA Most Valuable Player, helping Bishop Loughlin to the Brooklyn/Queens championship game and intersectional semifinals ... averaged 22.2 points and 10.6 rebounds as a senior and 15 points and 4.3 rebounds as a junior ... netted 37 points in a CHSAA Brooklyn/Queens diocesan semifinal double overtime win against Christ the King ... tallied 25 points on 12-of-17 shooting from the field in the 2017 Jordan Brand Classic Regional Boys Game at the Barclays Center ... averaged 15.0 points and 4.3 rebounds while shooting 47.8 percent (96 of 201) from the field and 40.6 percent (28 of 69) from three-point range in 17 games for New Heights, an AAU squad on the 2016 Under Armour Association's 17U summer circuit ... tabbed a four star prospect by Rivals.com and 247Sports.

**Personal:** Born July 25, 1998 in Brooklyn, New York ... son of Yvette and Keith Williams Sr. ... has two brothers, Cleyon Carryl and Courtney Tyrell, and a sister, Tuanieha ... right-handed.

## SEASON & CAREER STATISTICS

### 2017-18 SEASON

		CAREER
10, 2x (last vs. Western Carolina, 11/13/17)	Pts	10, 2x (last vs. Western Carolina, 11/13/17)
12 vs. Savannah State, 11/10/17	FG Atts	12 vs. Savannah State, 11/10/17
5, 2x (last vs. Western Carolina, 11/13/17)	FG Made	5, 2x (last vs. Western Carolina, 11/13/17)
4 vs. Savannah State, 11/10/17	3PT-FG Atts	4 vs. Savannah State, 11/10/17
1, 4x (last at Wichita State, 3/4/18)	3PT-FG Made	1, 4x (last at Wichita State, 3/4/18)
4 at Tulane, 3/1/18	FT Atts	4 at Tulane, 3/1/18
2, 3x (last at Tulane, 3/1/18)	FT Made	2, 3x (last at Tulane, 3/1/18)
5, 2x (last at Tulane, 3/1/18)	Rebs	5, 2x (last at Tulane, 3/1/18)
2, 2x (last vs. Alabama State, 11/27/17)	Assts	2, 2x (last vs. Alabama State, 11/27/17)
1, 8x (last vs. Memphis 3/10/18)	Stls	1, 8x (last vs. Memphis 3/10/18)
2 at Tulane, 3/1/18	Blks	2 at Tulane, 3/1/18
27 at Tulane, 3/1/18	Mins	27 at Tulane, 3/1/18

## MISCELLANEOUS STATISTICS

CATEGORY	2017-18	CAREER
Double-Figure Scoring Games	2	2
Double-Figure Rebounding Games	0	0
Double-Double Games	0	0
20-Point Scoring Games	0	0
Games Led UC in Scoring	0	0
Games Led UC in Rebounding	0	0
Games Led UC in Assists	0	0
Games With 3+ Assists	0	0
Games With 3+ Blocks	0	0
Games With 3+ Steals	0	0
Games With 3+ Three-Pointers	0	0

## GAME-BY-GAME STATISTICS

### 2017-18 (FRESHMAN SEASON)

Opponent	Date	gs	min	Total		3-Pointers		Free throws		Rebounds		pf		a		t/o		blk		stl		pts		avg
				fg-fga	pct	3fg-fga	pct	ft-fa	pct	off	def	tot	avg	off	def	tot	avg	off	def	tot	avg	pts	avg	
SAVANNAH STATE	11/10/17	15	5-12	417	0-4	.000	0-0	.000	3	2	5	5	0	1	1	0	0	0	1	0	0	10	10.0	
WESTERN CAROLINA	11/13/17	19	5-7	714	0-2	.000	0-2	.000	0	1	1	3	0	0	1	0	0	1	0	0	1	10	10.0	
COPPIN STATE	11/16/17	18	2-6	333	0-2	.000	0-3	.000	0	2	2	2	0	2	2	0	2	0	1	4	8	4.0		
vs Buffalo	11/20/17	13	2-5	400	0-0	.000	0-1	.000	0	1	1	2	3	0	2	0	2	0	1	4	7	0		
vs Richmond	11/21/17	15	0-2	.000	0-0	.000	1-2	.500	0	1	1	2	0	1	2	0	1	3	0	1	1	5.8		
vs Wyoming	11/22/17	11	1-3	333	1-2	.500	1-2	.500	0	0	0	1	7	0	0	0	0	0	0	1	4	5.5		
ALABAMA STATE	11/27/17	20	3-5	600	0-1	.000	2-3	.667	2	0	2	1	7	0	2	0	0	0	0	8	5	9		
at Xavier	12/02/17	2	0-0	.000	0-0	.000	0-0	.000	0	1	1	1	6	1	0	0	0	0	0	0	0	5.1		
vs Florida	12/09/17	2	0-0	.000	0-0	.000	0-0	.000	0	1	1	1	6	0	0	1	0	0	0	0	0	4.6		
MISSISSIPPI ST.	12/12/17	13	2-4	500	0-2	.000	0-0	.000	0	1	1	1	5	1	0	2	1	1	4	5	1	4		
at UCLA	12/16/17	11	2-6	333	0-1	.000	0-0	.000	2	1	3	1	6	1	1	1	0	0	0	4	4	5		
UA-PINE BLUFF	12/19/17	14	4-7	571	0-1	.000	1-1	1.000	0	2	2	1	7	1	1	1	0	1	9	4	8			
CLEVELAND STATE	12/21/17	9	2-4	500	1-1	1.000	0-0	.000	1	1	2	1	7	1	0	0	0	0	5	4	8			
MEMPHIS	12/31/17	17	1-3	333	0-1	.000	1-2	.500	0	0	0	1	6	1	1	2	0	0	3	4	7			
at Temple	01/04/18	6	0-2	.000	0-0	.000	0-0	.000	0	0	0	1	5	0	0	0	0	0	1	0	4			
SMU	01/07/18	5	0-0	.000	0-0	.000	2-2	1.000	0	1	1	1	4	0	0	0	1	1	2	4	3			
at USF	1/13/18	5	0-1	.000	0-0	.000	0-0	.000	0	0	0	0	1	4	0	1	1	0	0	0	4			
ECU	01/20/18	12	0-5	.000	0-1	.000	0-0	.000	0	3	3	1	4	0	0	0	0	0	0	0	3.8			
TEMPLE	01/24/18	9	1-3	333	0-0	.000	4-4	1.000	0	1	1	1	4	2	0	1	2	6	3	9				
at Memphis	1/27/18	2	0-0	.000	0-0	.000	0-0	.000	0	0	0	0	1	4	0	0	0	0	0	0	3.7			
HOUSTON	01/31/18	1	0-0	.000	0-0	.000	0-0	.000	0	0	0	0	1	3	0	0	0	0	0	0	3.5			
at UCONN	2/3/18	2	1-1	1.000	1-1	1.000	0-0	.000	0	0	0	0	1	2	0	0	0	0	0	0	3.5			
UCF	02/06/18	14	1-5	200	0-2	.000	0-0	.000	1	1	2	1	3	2	0	2	0	1	2	3	4			
at SMU	02/11/18	12	3-5	600	0-1	.000	2-2	1.000	0	0	0	1	2	1	1	2	0	1	8	3	6			
WICHITA STATE	02/18/18	6	0-0	.000	0-0	.000	1-2	.500	1	0	1	1	2	0	0	0	0	0	1	3	5			
UConn	02/22/18	11	1-5	200	0-2	.000	0-0	.000	1	0	1	1	2	2	1	1	0	0	2	3	5			
TULSA	02/25/18	7	1-2	500	0-0	.000	0-1	.000	1	0	1	0	1	2	0	0	1	1	0	2	3.4			
at Tulane	03/01/18	27	2-6	333	0-0	.000	2-4	.500	3	2	5	1	3	1	1	3	2	1	6	3	5			
at Wichita State	03/04/18	9	1-1	1.000	1-1	1.000	0-0	.000	0	1	1	1	3	1	0	0	0	0	3	3	5			
vs SMU	03/09/18	8	0-2	.000	0-1	.000	0-1	.000	0	1	1	1	3	1	0	1	0	0	0	0	3.4			
vs Memphis	3-10-18	9	0-1	.000	0-1	.000	0-0	.000	0	1	1	1	3	2	0	0	0	1	0	3	3.3			
vs Houston	3-11-18	0	0-0	.000	0-0	.000	0-0	.000	0	0	0	1	3	1	0	0	0	0	0	0	3.2			
Totals		0	324	40-103	.388	4-27	.148	17-32	.531	15	25	40	1.3	23	14	27	5	15	101	3.2				

## CAREER STATISTICS

Season	gp-gs	min/avg	Total		3-Point		F-Throws		Rebounds				Scoring					
			fg-fga	pct	fg-fga	pct	ft-fa	pct	off	def	tot	avg	pf	fo	ast	to	blk	stl
2017-18	32-0	324/10.1	40-103	.388	4-27	.148	17-32	.531	15	25	40	1.3	23	0	14	27	5	15
TOTAL	32-0	324/10.1	40-103	.388	4-27	.148	17-32	.531	15	25	40	1.3	23	0	14	27	5	15



# #3 JUSTIN JENIFER

GUARD • 5-10 • 175 • JUNIOR • 2L • BALTIMORE, MD. (MILFORD MILL ACADEMY)

## MOMENTS

- » Tallied a career-high 16 points with four three-pointers against Coppin State (11/16/17)
- » Netted 15 points with five assists in the season opener against Savannah State (11/10/17)
- » Had a 21st birthday to remember, scoring 14 points on 5-of-8 shooting with four threes against Bowling Green (12/4/16)
- » Tallied 11 points and dished out nine assists in 16 minutes against Robert Morris (11/15/15)

**2017-18 Season (Junior):** Hit a pair of threes and handed out five assists with one turnover in 16 minutes against Tulsa (2/25) ... tallied seven points with a three in a season-high 27 minutes at Houston (2/15) ... hit a pair of threes and handed out a game-high five assists at SMU (2/11) ... tallied 11 points with a trio of threes against UCF (2/6) ... scored nine points with three assists in a career-high 35 minutes of play at Temple (1/4) ... handed out four assists without a turnover in 17 minutes at Xavier (12/2) ... scored a career-high 16 points with four three-pointers against Coppin State (11/16) ... posted 15 points on 6-of-12 shooting with five assists in the season opener with Savannah State (11/10).

**2016-17 Season (Sophomore):** Played in 35 games as a reserve, averaging 2.8 points, 1.9 assists and 1.0 rebounds in 12.7 minutes ... handed out 68 assists with only 16 turnovers, a 4.3-to-1 assist-to-turnover ratio, for the season ... registered 35 assists with only five turnovers, a 7.0-to-1 assist-to-turnover ratio, in 12.2 minutes during league play ... scored a career-high 14 points on 5-of-8 shooting with a career-best four three-pointers in 28 minutes against Bowling Green (12/4) on his birthday ... tallied 13 points on 6-of-11 shooting with five assists in 23 minutes against Fairleigh Dickinson (12/17) ... recorded 12 points with nine assists and five rebounds in 28 minutes against USF (1/29) ... handed out nine assists without a turnover in 22 minutes against Texas Southern (12/13) ... handed out three or more assists nine times.

**2015-16 Season (Freshman):** Played in all 34 games as a reserve, averaging 2.4 points and 1.3 assists in 8.6 minutes ... shot 70.0 percent (14 of 20) from the free throw line for the season ... tallied a season-high 11 points and nine assists against Robert Morris (11/15) ... scored six or more points in seven games on the year ... played a conference-season high 18 minutes against Tulane (1/24), posting six points on a pair of threes to go with two assists and two rebounds ... registered eight points with a pair of threes against Arkansas-Pine Bluff (11/22).

**Prior to Cincinnati:** Earned Baltimore Sun All-Metro second-team honors while averaging 17.3 points, 7.0 assists and 3.0 rebounds as a senior at Milford Mill Academy ... scored 30 or more points three times, including a 40-point effort during his final year, guiding the Millers to a 15-8 overall mark and an appearance at the regional finals ... tabbed a Gatorade Player of the Year nominee as a senior ... scored more than 1,000 points during his career ... helped his squad advance to the Maryland Class 3A state semifinals as a junior, averaging 18 points and 13 assists during the year ... claimed Baltimore Sun All-Metro first-team honors and was tabbed co-Baltimore County Player of the Year while posting double figures in every game and registered 12 double-doubles as a junior ... saw his team post a 26-2 record and win the state championship as a sophomore, tallying 17 points, seven assists and seven rebounds in the title game ... earned Baltimore Sun All-Metro second-team accolades as a sophomore ... named most valuable player at the 2013 Mary Kline Classic, posting 23 points and 10 assists.

**Personal:** Born December 4, 1995 in Baltimore, Maryland ... son of Kisha Hull and Howard Jenifer ... has one sister, Raeshawnda ... left-handed.

## SEASON & CAREER STATISTICS

2017-18 SEASON			CAREER
16 vs. Coppin State, 11/16/17	Pts	16	vs. Coppin State, 11/16/17
12 vs. Savannah State, 11/10/17	FG Atts	12	vs. Savannah State, 11/10/17
6 vs. Savannah State, 11/10/17	FG Made	6, 2x (last vs. Savannah State, 11/10/17)	
9 vs UCF, 2/6/18	3PT-FG Atts	9	vs UCF, 2/6/18
4 vs. Coppin State, 11/16/17	3PT-FG Made	4, 2x (last vs. Coppin State, 11/16/17)	
6 at UCLA, 12/16/17	FT Atts	6, 2x (last at UCLA, 12/16/17)	
5 at UCLA, 12/16/17	FT Made	6	vs. Robert Morris, 11/15/15
4 at SMU, 2/11/18	Rebs	5, 2x (last vs. USF, 1/29/17)	
7 vs. Cleveland State, 12/21/17	Asts	9, 3x (last vs. USF, 1/29/17)	
2, 2x (last at Tulane, 3/1/18)	Stls	3, 2x (last vs. USF, 2/4/16)	
0	Blks	0	
27 at Houston, 2/15/18	Mins	28, 2x (last vs. USF, 1/29/17)	

## MISCELLANEOUS STATISTICS

CATEGORY	2015-16	2016-17	2017-18	CAREER
Double-Figure Scoring Games	1	3	3	7
Double-Figure Rebounding Games	0	0	0	0
Double-Double Games	0	0	0	0
20-Point Scoring Games	0	0	0	0
Games Led UC in Scoring	0	0	0	0
Games Led UC in Rebounding	0	0	0	0
Games Led UC in Assists	1	4	6	11
Games With 3+ Assists	3	8	12	23
Games With 3+ Blocks	0	0	0	0
Games With 3+ Steals	2	1	0	3
Games With 3+ Three-Pointers	0	1	3	4

## CAREER STATISTICS

			Total		3-Point		F-Throws		Rebounds										Scoring	
Season	gp-gs	min/avg	fg-fga	pct	fg-fga	pct	ft-fa	pct	off	def	tot	avg	pf	fo	ast	to	blk	stl	pts	avg
2015-16	27-0	232/8.6	21-58	.362	10-30	.333	14-20	.700	2	16	18	0.7	18	0	34	17	0	14	66	2.4
2016-17	35-0	446/12.7	37-90	.411	17-45	.378	7-14	.500	8	27	35	1.0	32	0	68	16	0	16	98	2.8
2017-18	34-31	659/19.4	48-129	.372	28-78	.359	41-51	.804	7	28	35	1.0	43	0	84	23	0	16	165	4.9
TOTAL	96-31	1337/13.9	106-277	.383	55-153	.359	62-85	.729	17	71	88	0.9	93	0	186	56	0	46	329	3.4



# #3 JUSTIN JENIFER

GUARD • 5-10 • 175 • JUNIOR • 2L • BALTIMORE, MD. (MILFORD MILL ACADEMY)

## GAME-BY-GAME STATISTICS

### 2017-18 (JUNIOR SEASON)

Opponent	Date	gs	min	fg-fga	pct	3fg-fga	pct	ft-fa	pct	off	def	tot	avg	pts	blk	sts	pts	avg			
SAVANNAH STATE	11/10/17	*	21	6-12	.500	1-5	.200	2-5	.400	0	0	0	0.0	2	5	1	0	15	15.0		
WESTERN CAROLINA	11/13/17	*	18	0-3	.000	0-2	.000	2-2	1.000	0	0	0	0.0	2	1	0	0	2	8.5		
COPPIN STATE	11/16/17		22	4-5	.800	4-5	.800	4-4	1.000	1	1	2	0.7	1	2	0	0	1	16	11.0	
vs Buffalo	11/20/17		24	1-6	.167	0-2	.000	0-0	.000	0	2	2	1.0	1	5	0	0	2	8.8		
vs Richmond	11/21/17	*	15	3-4	.750	3-4	.750	0-0	.000	0	1	1	1.0	3	3	0	0	9	8.8		
vs Wyoming	11/22/17	*	25	2-4	.500	2-2	1.000	1-2	.500	2	1	3	1.3	1	2	0	0	7	8.5		
ALABAMA STATE	11/27/17	*	23	2-7	.286	1-4	.250	2-2	1.000	0	0	0	1.1	1	1	0	0	7	8.3		
at Xavier	12/02/17	*	17	2-5	.400	0-1	.000	0-0	.000	0	0	0	1.0	1	4	0	0	4	7.8		
vs Florida	12/09/17	*	23	0-3	.000	0-2	.000	0-0	.000	0	0	0	0.9	2	1	1	0	0	6.9		
MISSISSIPPI ST.	12/12/17	*	19	1-3	.333	1-1	1.000	0-0	.000	0	0	0	0.8	1	3	1	0	3	6.5		
at UCLA	12/16/17	*	20	1-4	.250	0-2	.000	5-6	.833	0	2	2	0.9	0	1	0	0	1	7	6.5	
UA-PINE BLUFF	12/19/17	*	15	1-3	.333	1-2	.500	0-0	.000	0	0	0	0.8	1	1	2	0	0	3	6.3	
CLEVELAND STATE	12/21/17	*	23	1-4	.250	1-3	.333	0-0	.000	0	1	1	0.8	0	7	2	0	2	3	6.0	
MEMPHIS	12/31/17	*	23	3-6	.500	1-3	.333	0-0	.000	0	1	1	0.9	0	4	0	0	2	7	6.1	
at Temple	01/04/18	*	35	2-7	.286	1-3	.333	4-6	.667	0	1	1	0.9	1	3	3	0	0	9	6.3	
SMU	01/07/18	*	28	1-3	.333	1-3	.333	4-6	.667	0	2	2	0.9	2	4	1	0	0	7	6.3	
at USF	1/13/18	*	19	1-2	.500	0-1	.000	4-4	1.000	0	1	1	0.9	1	2	0	0	1	6	6.3	
at UCF	1/16/18	*	14	0-1	.000	0-1	.000	0-0	.000	0	0	0	0.9	2	1	0	0	1	0	5.9	
ECU	01/20/18	*	12	0-1	.000	0-0	.000	0-0	.000	0	0	0	0.8	0	2	0	0	0	0	5.6	
TEMPLE	01/24/18	*	26	0-4	.000	0-3	.000	0-0	.000	0	1	1	0.9	0	3	2	0	0	0	5.4	
at Memphis	1/27/18	*	9	0-0	.000	0-0	.000	0-0	.000	0	0	0	0.8	3	2	0	0	1	0	5.1	
HOUSTON	01/31/18	*	18	1-2	.500	1-2	.500	0-0	.000	1	3	4	1.0	0	2	1	0	0	3	5.0	
at UCONN	2/3/18	*	16	1-5	.200	1-3	.333	2-2	1.000	0	1	1	1.0	3	0	3	0	0	5	5.0	
UCF	02/06/18	*	22	3-10	.300	3-9	.333	2-2	1.000	0	1	1	1.0	2	1	0	0	0	11	5.3	
at SMU	02/11/18	*	19	2-3	.667	2-3	.667	0-0	.000	0	4	4	1.1	0	5	1	0	1	6	5.3	
at Houston	2/15/18	*	27	2-4	.500	1-2	.500	2-2	1.000	1	0	1	1.1	2	1	0	0	0	7	5.3	
WICHITA STATE	02/18/18	*	11	0-0	.000	0-0	.000	2-2	1.000	0	0	0	1.0	0	1	0	0	1	2	5.2	
UCONN	02/22/18	*	7	0-1	.000	0-1	.000	0-0	.000	0	0	0	1.0	0	2	0	0	0	0	5.0	
TULSA	02/25/18	*	16	2-2	1.000	2-2	1.000	0-0	.000	0	0	0	1.0	0	5	1	0	0	6	5.1	
at Tulane	03/01/18	*	17	1-2	.500	0-0	.000	2-2	1.000	0	1	1	1.0	4	3	0	0	2	4	5.0	
at Wichita State	03/04/18	*	13	0-0	.000	0-0	.000	0-0	.000	0	1	1	1.0	1	2	0	0	0	0	4.9	
vs SMU	03/09/18	*	25	2-6	.333	0-3	.000	2-2	1.000	1	0	1	1.0	2	1	0	0	0	6	4.9	
vs Memphis	3-10-18	*	18	2-5	.400	1-3	.333	1-2	.500	1	2	3	1.0	2	2	0	0	0	6	4.9	
vs Houston	3-11-18	*	19	1-2	.500	0-1	.000	0-0	.000	0	1	1	1.0	0	2	1	0	1	2	4.9	
Totals			31	659	48-129	.372	28-78	.359	41-51	.804	7	28	35	1.0	43	84	23	0	16	165	4.9

### 2015-16 (FRESHMAN SEASON)

Opponent	Date	gs	min	fg-fga		3fg-fga		ft-fa		pct	off	def	tot	avg	pf	a	t/o	blk	stl	pts	avg
				fg-fga	pct	3fg-fga	pct	ft-fa	pct												
WESTERN CAROLINA	11/13/15		13	3-5	.600	1-2	.500	0-0	.000		0	3	3	3.0	2	0	3	0	0	7	7.0
ROBERT MORRIS	11/15/15		16	2-2	1.000	1-1	1.000	6-6	1.000		0	2	2	2.5	1	9	1	0	1	11	9.0
at Bowling Green	11/18/15		19	3-6	.500	1-3	.333	0-2	.000		0	1	1	2.0	1	2	1	0	3	7	8.3
ARKANSAS-PINE BLUFF	11/22/15		19	3-6	.500	2-4	.500	0-0	.000		0	1	1	1.8	3	2	2	0	2	8	8.3
SE LOUISIANA	11/24/15		7	1-1	1.000	1-1	1.000	0-0	.000		0	0	0	1.4	0	1	1	0	0	3	7.2
vs Nebraska	11/27/15		11	0-2	.000	0-1	.000	0-0	.000		0	0	0	1.2	1	2	1	0	0	0	6.0
vs George Washington	11/28/15		7	0-2	.000	0-1	.000	0-0	.000		0	2	2	1.3	1	1	1	0	0	0	5.1
BUTLER	12/2/15		5	0-1	.000	0-1	.000	1-2	.500		0	0	0	1.1	0	1	1	0	1	1	4.6
MORGAN STATE	12/6/15		13	2-6	.333	0-2	.000	2-3	.667		0	0	0	1.0	2	3	0	0	2	6	4.8
at Xavier	12/12/15		4	0-1	.000	0-1	.000	0-0	.000		0	0	0	0.9	0	1	0	0	0	0	4.3
NORFOLK STATE	12/15/15		13	1-3	.333	1-2	.500	0-0	.000		0	1	1	0.9	1	0	1	0	0	3	4.2
at VCU	12/19/15		3	0-2	.000	0-0	.000	0-0	.000		0	0	0	0.8	0	1	0	0	0	0	3.8
IOWA STATE	12/22/15		2	0-1	.000	0-0	.000	0-0	.000		0	0	0	0.8	0	1	0	0	0	0	3.5
TEMPLE	12/29/15		4	1-1	1.000	0-0	.000	0-0	.000		0	0	0	0.7	0	0	0	0	0	2	3.4
TULSA	1/2/16		8	2-3	.667	1-1	1.000	2-2	1.000		0	0	0	0.7	1	2	0	0	0	7	3.7
at USF	1/10/16		9	0-1	.000	0-0	.000	0-0	.000		0	0	0	0.6	1	1	0	0	0	0	3.4
HOUSTON	1/13/16		7	1-1	1.000	0-0	.000	0-0	.000		0	1	1	0.6	0	0	0	0	0	1	2.4
at Temple	01/16/16		2	0-0	.000	0-0	.000	0-0	.000		0	1	1	0.7	0	0	2	0	0	0	3.2
TULANE	01/24/16		18	2-6	.333	2-4	.500	0-0	.000		1	1	2	0.7	0	2	1	0	0	6	3.3
USF	02/04/16		11	0-2	.000	0-1	.000	2-2	1.000		0	1	1	0.8	1	1	0	0	3	2	3.3
at Memphis	2/6/16		1	0-0	.000	0-0	.000	0-0	.000		0	0	0	0.7	0	0	1	0	0	0	3.1
at UCF	2/9/16		3	0-0	.000	0-2	.000	0-0	.000		1	0	1	0.7	0	0	0	0	0	0	3.0
EAST CAROLINA	2/13/16		4	0-1	.000	0-1	.000	0-0	.000		0	0	0	0.7	0	0	0	0	0	0	2.8
at Tulsa	02/18/16		6	0-0	.000	0-0	.000	0-0	.000		0	1	1	0.7	0	1	0	0	0	0	2.7
UCONN	2/20/16		3	0-1	.000	0-0	.000	0-0	.000		0	1	1	0.7	1	0	0	0	0	0	2.6
at East Carolina	2/27/16		11	0-0	.000	0-0	.000	0-0	.000		0	0	0	0.7	1	3	1	0	1	0	2.5
at Houston	3/3/16		13	0-2	.000	0-1	.000	1-3	.333		0	0	0	0.7	1	0	0	0	0	1	2.4
Totals			0	232	21-58	.362	10-30	.333	14-20	.700	2	16	18	0.7	18	34	17	0	14	66	2.4

### 2016-17 (SOPHOMORE SEASON)

Opponent	Date	gs	min	Total		3-Pointers		Free throws		Rebounds				pts	avg				
				fg-fga	pct	3fg-fga	pct	ft-fa	pct	off	def	tot	avg						
BROWN	11/11/16	27	2-4	.500	1-3	.333	1-1	1.000	2	3	5	5.0	1	2	1	0	1	6	6.0
ALBANY	11/14/16	19	2-5	.400	1-2	.500	1-2	.500	0	1	1	3.0	2	5	1	0	3	6	6.0
vs Rhode Island	11/19/16	16	1-2	.500	1-2	.500	0-0	.000	0	0	0	2.0	2	0	0	0	1	3	5.0
vs Penn State	11/20/16	23	1-4	.250	1-2	.500	0-1	.000	0	1	1	1.8	1	1	1	0	0	3	4.5
SAMFORD	11/23/16	9	0-3	.000	0-2	.000	0-2	.000	0	0	0	1.4	1	1	1	0	0	0	3.6
LIPSCOMB	11/26/16	13	2-4	.500	1-1	1.000	0-0	.000	0	2	2	1.5	0	2	2	0	1	5	3.8
at Iowa State	12-01-16	5	0-1	.000	0-0	.000	0-0	.000	0	0	0	1.3	1	1	0	0	0	0	3.3
BOWLING GREEN	12/04/16	28	5-8	.625	4-5	.800	0-0	.000	1	2	3	1.5	1	1	1	0	0	14	4.6
at Butler	12/10/16	9	0-1	.000	0-1	.000	0-0	.000	1	1	2	1.6	1	1	1	0	0	0	4.1
TEXAS SOUTHERN	12/13/16	22	3-5	.600	1-3	.333	1-2	.500	0	2	2	1.6	1	9	0	0	1	8	4.5
FAIRLEIGH DICKINSON	12/17/16	23	6-11	.545	1-4	.250	0-0	.000	0	0	0	1.5	2	5	2	0	2	13	5.3
MARSHALL	12/22/16	13	1-3	.333	0-1	.000	1-2	.500	0	1	1	1.4	0	3	0	0	0	3	5.1
at Temple	12/28/16	12	1-3	.333	0-1	.000	0-0	.000	0	0	0	1.3	1	1	0	0	1	2	4.8
TULANE	01/01/17	20	3-5	.600	1-2	.500	2-2	1.000	1	0	1	1.3	0	4	0	0	0	9	5.1
at Houston	1/17/17	14	0-2	.000	0-1	.000	0-0	.000	0	1	0	1.3	1	3	1	0	0	0	4.8
SMU	01/12/17	4	0-1	.000	0-1	.000	0-0	.000	0	1	1	1.3	1	0	0	0	0	0	4.5
at East Carolina	01/15/17	11	1-2	.500	0-1	.000	0-0	.000	0	0	0	1.2	1	0	0	0	0	2	4.4
TEMPLE	01/18/17	4	0-1	.000	0-1	.000	0-0	.000	0	0	0	1.1	0	0	0	0	0	0	4.1
at Tulane	01/21/17	12	0-2	.000	0-2	.000	0-0	.000	0	1	1	1.1	1	2	0	0	0	0	3.9
XAVIER	01/26/17	3	0-0	.000	0-0	.000	0-0	.000	0	0	0	1.1	1	0	0	0	0	0	3.7
USF	01/29/17	28	5-7	.714	2-3	.667	0-0	.000	3	2	5	1.2	3	9	1	0	1	12	4.1
at Tulsa	02/01/17	2	0-0	.000	0-0	.000	0-0	.000	0	0	0	1.2	1	0	0	0	0	0	3.9
UCONN	02/04/17	15	0-1	.000	0-1	.000	0-0	.000	0	1	1	1.2	2	2	0	0	0	0	3.7
UCF	02/08/17	15	2-5	.400	2-3	.667	0-0	.000	0	0	0	1.1	0	2	0	0	0	6	3.8
at SMU	02/12/17	9	0-0	.000	0-0	.000	1-2	.500	0	0	0	1.1	1	2	0	0	0	1	3.7
at USF	02/15/17	15	0-2	.000	0-0	.000	0-0	.000	0	0	0	1.0	0	5	0	0	2	0	3.6
TULSA	02/18/17	17	1-1	1.000	0-0	.000	0-0	.000	0	1	1	1.0	1	3	2	0	1	2	3.5
MEMPHIS	02/23/17	5	0-2	.000	0-1	.000	0-0	.000	0	2	2	1.1	1	0	0	0	0	0	3.4
at UCF	2/26/17	9	0-0	.000	0-0	.000	0-0	.000	0	2	2	1.1	2	1	1	0	0	0	3.3
HOUSTON	03/02/17	7	0-1	.000	0-0	.000	0-0	.000	0	0	0	1.1	0	0	0	0	0	0	3.2
at UConn	3/5/17	20	1-2	.500	1-1	1.000	0-0	.000	0	1	1	1.1	0	1	0	0	1	3	3.2
vs Tulsa	3/10/17	11	0-2	.000	0-1	.000	0-0	.000	0	2	2	1.1	0	1	0	1	0	1	3.1
at UConn	3/11/17	2	0-0	.000	0-0	.000	0-0	.000	0	0	0	1.1	2	0	1	0	0	0	3.0
vs Kansas State	03/17/17	2	0-0	.000	0-0	.000	0-0	.000	0	0	0	1.0	0	0	0	0	0	0	2.9
vs UCLA	03/19/17	2	0-0	.000	0-0	.000	0-0	.000	0	0	0	1.0	0	1	0	0	0	0	2.8
Totals		0	446	37-90	.411	17-45	.378	7-14	.500	8	27	35	1.0	32	68	16	0	98	28.0





# #5 TREVOR MOORE

GUARD • 6-5 • 200 • FRESHMAN • HS • HOUSTON, TEXAS (SOUTH KENT PREP [CONN.] )

**2017-18 Season (Freshman):** Hit a season-best four three-pointers against UConn (2/22) ... posted a season-high 14 points on 4-of-7 shooting with a pair of threes in 13 minutes against UCF (2/6) ... scored eight points with a pair of three-pointers, including a three to thwart a second-half Tiger rally at Memphis (1/27) ... tallied 12 points with a season-best three threes in 16 minutes against Memphis (12/31) ... scored 11 points with a pair of steals against Alabama State (11/27) ... produced nine points and grabbed eight rebounds against Richmond (11/21) ... tallied eight points with a pair of threes in 14 minutes against Savannah State (11/10).

**Prior to Cincinnati:** Averaged 7.0 points and 3.0 rebounds during the 2016-17 season at South Kent Prep in Connecticut ... ranked as the seventh best prospect in Connecticut for 2017 according to the New England Recruiting Report ... averaged 14.3 points while shooting 37.6 percent (56 of 149) from three-point range and 39.0 percent (67 of 172) from the field during 16 games for the 2016 Houston Defenders, an AAU squad on the Under Armour Association's 17U summer circuit ... made 35 three-pointers during the circuit's April-May schedule, ranking second among all guards ... three-time all-district selection at Phillis Wheatley High School, led the Greater Houston area in three-pointers made as a junior ... advanced to the 2017 NEPSAC Class AAA semifinals and the 2017 National Prep School Championship quarterfinals.

**Personal:** Born July 3, 1999 in Houston, Texas ... son of Renell and Ray Moore ... has two brothers, D'Ion and KJ and two sisters, Alteria and Kenetra.

## SEASON & CAREER STATISTICS

2017-18 SEASON		CAREER
14 vs. UCF, 2/6/18	Pts	14 vs. UCF, 2/6/18
8 vs. UConn, 2/22/18	FG Atts	8 vs. UConn, 2/22/18
4, 2x (last vs. UConn, 2/22/18)	FG Made	4, 2x (last vs. UConn, 2/22/18)
8 vs. UConn, 2/22/18	3PT-FG Atts	8 vs. UConn, 2/22/18
4 vs. UConn, 2/22/18	3PT-FG Made	4 vs. UConn, 2/22/18
5, vs UCF, 2/6/18	FT Atts	5, vs UCF, 2/6/18
4 vs UCF, 2/6/18	FT Made	4 vs UCF, 2/6/18
8 vs. Richmond, 11/21/17	Rebs	8 vs. Richmond, 11/21/17
3 vs. Richmond, 11/21/17	Assts	3 vs. Richmond, 11/21/17
2, 3x (last vs. UA-Pine Bluff, 12/19/17)	Stls	2, 3x (last vs. UA-Pine Bluff, 12/19/17)
1, 2x (last at Tulane, 3/1/18)	Blks	1, 2x (last at Tulane, 3/1/18)
24 vs. Richmond, 11/21/17	Mins	24 vs. Richmond, 11/21/17

## MISCELLANEOUS STATISTICS

CATEGORY	2017-18	CAREER
Double-Figure Scoring Games	4	4
Double-Figure Rebounding Games	0	0
Double-Double Games	0	0
20-Point Scoring Games	0	0
Games Led UC in Scoring	1	1
Games Led UC in Rebounding	1	1
Games Led UC in Assists	0	0
Games With 3+ Assists	1	1
Games With 3+ Blocks	0	0
Games With 3+ Steals	0	0
Games With 3+ Three-Pointers	3	3

## GAME-BY-GAME STATISTICS

### 2017-18 (FRESHMAN SEASON)

Opponent	Date	gs	min	Total		3-Pointers		Free throws		Rebounds					pf	a	to	blk	stl	pts	avg
				fg-fga	pct	3fg-fga	pct	ft-fa	pct	off	def	tot	avg	pf							
SAVANNAH STATE	11/10/17	14	3-5	600	2-4	500	0-0	.000	1	1	2	2.0	1	0	1	0	0	0	0	8	8.0
WESTERN CAROLINA	11/13/17	13	1-3	333	1-3	333	2-2	1.000	0	3	3	2.5	1	0	0	1	0	0	1	5	6.5
COPPIN STATE	11/16/17	14	1-3	333	1-3	333	2-4	.500	1	1	2	2.3	1	0	1	0	2	5	6.0		
vs Buffalo	11/20/17	9	1-1	1,000	1-1	1,000	0-0	.000	0	1	1	2.0	2	0	0	0	0	0	3	5.3	
vs Richmond	11/21/17	24	3-6	500	3-6	500	0-0	.000	1	7	8	3.2	2	3	1	0	1	9	6.0		
vs Wyoming	11/22/17	15	1-3	333	1-2	500	0-0	.000	0	3	3	3.2	1	0	0	0	0	3	5.5		
ALABAMA STATE	11/27/17	15	3-7	429	2-6	333	3-4	.750	0	3	3	3.1	3	0	1	0	2	11	6.3		
at Xavier	12/02/17	9	0-3	.000	0-3	.000	0-0	.000	0	2	2	3.0	2	0	0	0	1	0	5.5		
MISSISSIPPI ST.	12/12/17	3	0-1	.000	0-1	.000	0-0	.000	0	0	0	2.7	1	0	0	0	0	0	4.9		
at UCLA	12/16/17	0	0-0	.000	0-0	.000	0-0	.000	0	0	0	2.4	0	0	0	0	0	0	4.4		
UA-PINE BLUFF	12/19/17	22	2-5	400	1-3	333	1-2	.500	1	3	4	2.5	1	2	1	0	2	6	4.5		
CLEVELAND STATE	12/21/17	9	1-3	333	1-3	333	0-0	.000	0	0	0	2.3	0	1	0	0	0	3	4.4		
MEMPHIS	12/31/17	16	4-7	571	3-6	500	1-2	.500	2	0	2	2.3	2	1	0	0	1	12	5.0		
at Temple	01/04/18	11	0-1	.000	0-1	.000	0-0	.000	2	1	3	2.4	1	0	1	0	2	0	4.6		
SMU	01/07/18	6	0-2	.000	0-1	.000	1-2	.500	1	0	1	2.3	1	0	1	0	0	1	4.4		
at USF	1/13/18	16	0-2	.000	0-0	.000	1-2	.500	0	1	1	2.2	1	0	0	0	1	1	4.2		
at UCF	1/16/18	14	1-3	333	0-1	.000	1-2	.500	0	3	3	2.2	2	0	0	0	1	3	4.1		
ECU	01/20/18	10	0-2	.000	0-1	.000	2-2	1.000	0	0	0	2.1	0	0	0	0	1	2	4.0		
TEMPLE	01/24/18	13	2-6	333	1-4	250	0-1	.000	0	2	2	2.1	2	1	1	0	0	5	4.1		
at Memphis	1/27/18	26	2-4	500	2-4	500	2-2	1.000	0	3	3	2.2	2	1	0	0	0	8	4.3		
HOUSTON	01/31/18	7	0-2	.000	0-1	.000	1-2	.500	1	0	1	2.1	1	0	0	0	0	1	4.1		
at UCONN	2/3/18	10	0-1	.000	0-1	.000	0-0	.000	0	0	0	2.0	0	0	0	0	1	0	3.9		
UCF	02/06/18	13	4-7	571	2-4	500	4-5	.800	0	1	1	2.0	0	0	1	0	0	14	4.3		
at SMU	02/11/18	15	0-4	.000	0-4	.000	0-0	.000	0	1	1	1.9	1	0	2	1	0	0	4.2		
at Houston	2/15/18	10	0-1	.000	0-1	.000	0-0	.000	0	1	1	1.9	0	0	0	0	0	0	4.0		
WICHITA STATE	02/18/18	6	0-2	.000	0-1	.000	0-0	.000	1	0	1	1.8	0	0	0	0	0	0	3.8		
UConn	02/22/18	19	4-8	500	4-8	500	0-0	.000	1	2	3	1.9	1	2	0	0	1	12	4.1		
TULSA	02/25/18	14	1-3	333	0-2	.000	0-0	.000	1	0	1	1.9	0	0	2	0	0	2	4.1		
at Tulane	03/01/18	16	0-1	.000	0-1	.000	2-2	1.000	0	1	1	1.8	3	0	1	1	1	2	4.0		
at Wichita State	03/04/18	2	0-0	.000	0-0	.000	0-0	.000	0	1	1	1.8	0	0	0	0	0	0	3.9		
vs SMU	03/09/18	6	0-1	.000	0-0	.000	0-0	.000	1	2	3	1.8	1	1	0	0	0	0	3.7		
vs Memphis	3-10-18	7	0-0	.000	0-0	.000	0-0	.000	0	0	0	1.8	1	0	0	0	0	0	3.6		
vs Houston	3-11-18	7	0-2	.000	0-1	.000	0-0	.000	0	0	0	1.7	2	0	0	0	0	0	3.5		
Totals		0	391	34-99	.343	25-77	.325	23-34	.676	14	43	57	1.7	36	13	14	2	18	116	3.5	

## CAREER STATISTICS

			Total		3-Point		F-Throws		Rebounds										Scoring	
Season	gp-gs	min/avg	fg-fga	pct	fg-fga	pct	ft-fa	pct	off	def	tot	avg	pf	fo	ast	to	blk	stl	pts	avg
2017-18	33-0	391/11.8	34-99	.343	25-77	.325	23-34	.676	14	43	57	1.7	36	0	13	14	2	18	116	3.5
TOTAL	33-0	391/11.8	34-99	.343	25-77	.325	23-34	.676	14	43	57	1.7	36	0	13	14	2	18	116	3.5



# #11 GARY CLARK

FORWARD • 6-8 • 230 • SENIOR • 3L • CLAYTON, N.C. (CLAYTON HIGH SCHOOL)

## CONFERENCE AWARDS

- » Player of the Year (2017-18)
- » American Championship MVP (2017-18)
- » First Team (2017-18)
- » Defensive Player of the Year (2X: 2017-18, 2015-16)
- » Sportsmanship Award (2017-18)
- » All-Tournament (2X: 2016-17, 2015-16)
- » Second Team (2015-16)
- » All-Rookie Team (2014-15)
- » Honorable Mention (2014-15)
- » Player of the Week (5X: 1/29/18; 1/22/18; 11/27/17; 3/7/16, 12/26/16)
- » Weekly Honor Roll (9X: 2/26/18, 12/18/17, 3/6/17, 2/20/17, 2/6/17, 2/22/16, 2/8/16, 2/1/16, 2/23/15)

## OTHER HONORS

- » Karl Malone Power Forward of the Year Semifinalist (2017-18)
- » Citizen Naismith Late Season Team (2017-18)
- » Senior CLASS Award Candidate (2018)
- » Named MVP of Cayman Islands Classic (2017)
- » Oscar Robertson Trophy Player of the Year Watch List (2017-18)
- » Lute Olson Player of the Year Award Watch List (2017-18, 2016-17)
- » NABC All-District 25 Second Team (2016)
- » Emerald Coast Classic All-Tourney Team (2014)

## MOMENTS

- » Made a free throw with 4.3 seconds left to win the 2018 American Championship tournament (3/11/18)
- » Converted a three-point play with 12.1 seconds left in 58-57 win at UConn (1/28/16)

**2017-18 Season (Senior):** Posted 20 points with 12 rebounds against Houston (3/11) in the American Championship title game ... earned his 100th career win as a Bearcat with 17 points on 7-of-10 shooting on Senior Day against Tulsa (2/25) ... tallied 14 points, 10 rebounds a pair of threes and three blocks against Houston (1/31) ... recorded a team-high 18 points with nine rebounds at Memphis (1/27) ... posted game highs with 17 points and 10 rebounds against Temple (1/24), becoming only the fifth player in school history to eclipse 1,000 points and 1,000 rebounds in his career ... registered 24 points and a game-high 14 rebounds in win over Buffalo (11/20) ... became the 51st member of UC's 1,000-point club while posting his 19th career double-double with 13 points and 11 rebounds against Savannah State (11/10).

**2016-17 Season (Junior):** Started 35 of 36 games played, averaging 10.8 points, 7.9 rebounds, 2.1 assists and 1.2 blocks in 28.6 minutes ... Named to American Championship All-Tournament team, averaging 13.3 points and a team-best 6.7 rebounds while making 22 of 24 free throws in three games ... earned The American's Player of the Week award once and Weekly Honor Roll award three times ... ranked among the league leaders in field goal percentage (fourth at .529), rebounds (fourth at 7.9), blocks (tied for ninth at 1.2) and scoring (26th at 10.8) ... ranked second in the league and averaging 3.0 offensive rebounds ... finished the season with a team-best 283 rebounds giving him 819 for his career, ranking 24th in the nation and third most among juniors ... registered seven double-doubles (tied for sixth in the league) ... led UC in rebounding in 19 games, grabbing 10 or more boards nine times ... scored a career-high 26 points on 12-of-15 shooting with 10 rebounds in 38 minutes against Marshall (12/22).

**2015-16 Season (Sophomore):** Started 32 of 33 games played, averaging 10.4 points, a team-high 8.8 rebounds, 2.1 assists and 1.5 blocks in 30.4 minutes ... named The American's Defensive Player of the Year and second-team all-conference ... tabbed NABC All-District 25 Second Team ... selected to The American's Weekly Honor Roll three times ... listed among the league leaders in offensive rebounds (second at 3.4), rebounds (third at 8.8), defensive rebounds (fourth at 5.4), blocked shots (sixth at 1.5), and steals (tied for sixth at 1.2) ... his 290 single-season rebounds ranked as the most since Eric Hicks (329 in 2005-06) ... averaged 13.1 points and 10.0 rebounds and 2.0 blocks with four double-doubles in seven games during February ... posted a team-high eight double-doubles ... led the team in rebounding in 17 games during the season, grabbing 10 or more boards 14 times.

**2014-15 Season (Freshman):** Started all 34 games, averaging 7.8 points, 7.2 rebounds, 1.7 assists and 1.3 blocks in 27.8 minutes ... named to the American Athletic Conference All-Rookie Team by the league's coaches ... tabbed The American's Rookie of the Week (12/8) and The American's Weekly Honor Roll (2/23) ... grabbed 246 rebounds on the season, second most in school history by a freshman (Danny Fortson 258 in 1995) ... finished as the only freshman in The American to rank among the top 10 league leaders for rebounds (third at 7.2), field goal percentage (sixth at .524) and blocks (sixth at 1.3) ... ranked second in the league for offensive rebounds (2.8) and tied for fourth in defensive rebounds (4.5) ... led UC in rebounding in 15 games on the season, grabbing 10 or more boards seven times ... set a UC freshman record pulling down 16 rebounds to go with eight points, a season-best four blocks and a season-high four steals against East Carolina (1/6) ... selected to the Emerald Coast Classic All-Tournament Team ... became the first true freshman to start a season opener since Lance Stephenson (2009-10 season).

**Prior to Cincinnati:** Averaged 26 points, seven rebounds and four assists as a senior at Clayton High School in Clayton, North Carolina ... finished his career as the school's all-time leader in points, rebounds and blocks ... tabbed a four-star recruit by Rivals, ESPN and 247 Sports ... praised on one of the nation's top 100 prospects by ESPN and Rivals ... named Greater Neuse River Conference Player of the Year as a junior and senior ... became the first player in the state of North Carolina to record a quadruple double with 22 points, 21 rebounds, 15 blocked shots and 10 assists against West Johnston during his senior season ... poured in 40 points and grabbed 12 rebounds against East Wake on Jan. 11, 2014, the same day he was left off the list of nominees for the McDonald's All-America game ... averaged 24 points, 14 rebounds and four blocks while leading the Comets to the 2013 4A Eastern Regional semifinals as a junior ... averaged nearly 32 points in the playoffs while earning Associate Press All-State accolades.

**Personal:** Born Nov. 16, 1994 in Smithfield, North Carolina ... son of Tammy McKey and Gary Clark Sr. ... has one brother, Jeremiah and two sisters, Azia and Tanija ... right-handed.

THE K. MALONE POWER FORWARD AWARD



## POWER FORWARD OF THE YEAR SEMIFINALIST

## 2017-18 PLAYER OF THE YEAR

## 2018 AMERICAN CHAMPIONSHIP MVP

## 2017-18 FIRST TEAM ALL-CONFERENCE

## 2017-18 DEFENSIVE PLAYER OF THE YEAR

## 2017-18 SPORTSMANSHIP AWARD

## SEASON & CAREER STATISTICS

2017-18 SEASON			CAREER	
24 vs. Buffalo, 11/20/17	Pts	26 vs. Marshall, 12/22/16		
15 at Xavier, 12/2/17	FG Atts	15, 2x (last 15 at Xavier, 12/2/17)		
9 vs. Cleveland State, 12/21/17	FG Made	12 vs. Marshall, 12/22/16		
5, 2x (last vs. Houston, 3/11/18)	3PT-FG Atts	5, 2x (last vs. Houston, 3/11/18)		
2, 3x (last vs. Houston, 3/11/18)	3PT-FG Made	2, 8x (last vs. Houston, 3/11/18)		
13 vs. Buffalo, 11/20/17	FT Atts	16 vs. UConn, 3/11/17		
11 vs. Buffalo, 11/20/17	FT Made	15 vs. UConn, 3/11/17		
14 vs. Buffalo, 11/20/17	Rebs	16 vs. East Carolina, 1/6/15		
7 vs. Richmond, 11/21/17	Assts	8 vs. Temple, 1/18/17		
3, 5x (last vs. Memphis, 3/10/18)	Stls	5 at SMU, 1/7/16		
5 vs. Mississippi State, 12/12/17	Blks	5 vs. Mississippi State, 12/12/17		
39 at Houston, 2/15/18	Mins	48 vs. UConn, 3/11/16		

## MISCELLANEOUS STATISTICS

CATEGORY	2014-15	2015-16	2016-17	2017-18	CAREER
Double-Figure Scoring Games	11	19	19	27	76
Double-Figure Rebounding Games	7	14	9	14	44
Double-Double Games	3	8	7	12	30
20-Point Scoring Games	0	1	3	2	6
Games Led UC in Scoring	2	5	6	10	23
Games Led UC in Rebounding	15	17	18	21	71
Games Led UC in Assists	6	4	2	6	18
Games With 3+ Assists	5	11	10	9	35
Games With 3+ Blocks	4	5	4	4	17
Games With 3+ Steals	3	4	4	5	16
Games With 3+ Three-Pointers	0	0	0	0	0

## CAREER STATISTICS

			Total		3-Point		F-Throws		Rebounds										Scoring	
Season	gp-gs	min/avg	fg-fga	pct	fg-fga	pct	ft-fga	pct	off	def	tot	avg	pf	fo	ast	to	blk	stl	pts	avg
2014-15	34-34	945/27.8	110-210	.524	0-5	.000	45-72	.625	94	152	246	7.2	54	0	57	38	45	35	265	7.8
2015-16	33-32	1002/30.4	126-243	.519	13-25	.520	79-115	.687	113	177	290	8.8	76	0	70	42	49	41	344	10.4
2016-17	36-35	1031/28.6	146-276	.529	14-49	.286	83-119	.697	108	175	283	7.9	67	0	76	41	42	36	389	10.8
2017-18	34-34	957/28.1	151-291	.519	26-60	.433	114-154	.740	100	190	290	8.5	71	0	71	34	42	49	442	13.0
TOTAL	137-135	3935/28.7	533-1020	.523	53-139	.381	321-460	.698	415	694	1109	8.1	268	0	274	155	178	161	1440	10.5



# #11 GARY CLARK

FORWARD • 6-8 • 230 • SENIOR • 3L • CLAYTON, N.C. (CLAYTON HIGH SCHOOL)

## GAME-BY-GAME STATISTICS

### 2017-18 (SENIOR SEASON)

Opponent	Date	gs	min	Total		3-Pointers		Free throws		Rebounds				pf	a	t/o	blk	stl	pts	avg	
				fg-fga	pct	fg-fga	pct	ft-fa	pct	off	def	tot	avg								
SAVANNAH STATE	11/10/17	*	22	5-9	.556	0-1	.000	3-4	.750	4	7	11	11.0	2	1	0	1	1	13	13.0	
WESTERN CAROLINA	11/13/17	*	20	2-5	.400	0-1	.000	4-4	1.000	1	1	2	6.5	1	1	0	1	2	8	10.5	
COPPIN STATE	11/16/17	*	17	5-8	.625	1-3	.333	1-2	.500	5	4	9	7.3	2	2	0	0	1	12	11.0	
vs Buffalo	11/20/17	*	35	6-13	.462	1-2	.500	11-13	.846	2	12	14	9.0	1	0	2	1	1	24	14.3	
vs Richmond	11/21/17	*	20	2-5	.400	2-3	.667	2-2	1.000	2	6	8	8.8	1	7	1	0	1	8	13.0	
vs Wyoming	11/22/17	*	21	8-12	.667	0-2	.000	1-1	1.000	2	4	6	8.3	3	0	1	2	1	17	13.7	
ALABAMA STATE	11/27/17	*	23	3-6	.500	0-1	.000	8-8	1.000	2	5	7	8.1	1	3	0	3	2	14	13.7	
at Xavier	12/02/17	*	33	5-15	.333	2-5	.400	2-4	.500	4	3	7	8.0	3	1	2	1	2	14	13.8	
vs Florida	12/09/17	*	35	4-8	.500	0-0	.000	1-2	.500	8	5	13	8.6	2	1	2	0	1	9	13.2	
MISSISSIPPI ST.	12/12/17	*	34	2-6	.333	1-3	.333	4-4	1.000	6	7	13	9.0	3	4	4	5	2	9	12.8	
at UCLA	12/16/17	*	35	5-11	.455	0-1	.000	0-0	.000	3	8	11	9.2	2	4	0	3	3	10	12.5	
UA-PINE BLUFF	12/19/17	*	15	0-5	.000	0-0	.000	6-6	1.000	3	3	6	8.9	1	3	2	1	2	6	12.0	
CLEVELAND STATE	12/21/17	*	30	9-12	.750	0-0	.000	0-0	.000	0	5	5	8.6	0	1	0	2	2	18	12.5	
MEMPHIS	12/31/17	*	23	5-7	.714	1-1	1.000	2-4	.500	1	9	10	8.7	1	2	2	1	2	13	12.5	
at Temple	01/04/18	*	29	3-4	.750	0-0	.000	4-7	.571	2	2	4	8.4	3	1	1	1	0	10	12.3	
SMU	01/07/18	*	26	6-9	.667	1-1	1.000	5-6	.833	5	3	8	8.4	4	1	0	0	1	18	12.7	
at USF	1/13/18	*	33	3-7	.429	0-2	.000	4-4	1.000	5	5	10	8.5	2	3	1	0	0	10	12.5	
at UCF	1/16/18	*	35	8-15	.533	1-3	.333	0-0	.000	3	12	15	8.8	2	1	1	1	2	17	12.8	
ECU	01/20/18	*	26	6-14	.429	0-0	.000	2-3	.667	6	8	14	9.1	1	2	0	2	2	14	12.8	
TEMPLE	01/24/18	*	26	6-7	.857	2-2	1.000	3-6	.500	3	7	10	9.2	0	3	1	1	2	17	13.1	
at Memphis	1/27/18	*	35	5-14	.357	1-2	.500	7-13	.538	7	2	9	9.1	4	2	1	1	1	18	13.3	
HOUSTON	01/31/18	*	30	5-8	.625	2-3	.667	2-4	.500	2	8	10	9.2	4	2	0	3	1	14	13.3	
at UCONN	2/3/18	*	34	1-3	.333	0-1	.000	3-4	.750	1	5	6	9.0	3	2	1	1	0	5	13.0	
UCF	02/06/18	*	25	4-6	.667	1-3	.333	3-3	1.000	1	4	5	8.9	1	1	0	1	1	12	12.9	
at SMU	02/11/18	*	18	4-8	.500	1-1	1.000	2-3	.667	3	3	6	8.8	3	2	0	2	2	11	12.8	
at Houston	2/15/18	*	39	4-10	.400	0-1	.000	5-8	.625	1	6	7	8.7	4	2	3	0	1	13	12.8	
WICHITA STATE	02/18/18	*	37	3-7	.429	1-4	.250	4-4	1.000	1	7	8	8.7	3	3	0	1	3	11	12.8	
UCONN	02/22/18	*	20	6-7	.857	3-3	1.000	2-2	1.000	2	3	5	8.5	2	2	0	1	1	17	12.9	
TULSA	02/25/18	*	28	7-10	.700	2-2	1.000	1-2	.500	1	1	2	8.3	3	2	3	1	3	17	13.1	
at Tulane	03/01/18	*	23	2-8	.250	0-0	.000	0-0	.000	4	5	9	8.3	1	4	1	0	3	4	12.8	
at Wichita State	03/04/18	*	33	2-6	.333	0-1	.000	6-6	1.000	2	3	5	8.2	3	2	0	2	0	10	12.7	
vs SMU	03/09/18	*	30	4-7	.571	1-1	1.000	3-5	.600	2	9	11	8.3	1	1	4	1	0	12	12.7	
vs Memphis	3-10-18	*	34	6-11	.545	0-2	.000	5-9	.556	4	8	12	8.4	1	3	0	1	3	17	12.8	
vs Houston	3-11-18	*	33	5-8	.625	2-5	.400	8-11	.727	2	10	12	8.5	3	2	1	1	0	20	13.0	
Totals			34	957	151-291	.519	26-60	.433	114-154	.740	100	190	290	8.5	71	71	34	42	49	442	13.0

### 2015-16 (SOPHOMORE SEASON)

Opponent	Date	gs	min	Total		3-Pointers		Free throws		Rebounds				pf	a	t/o	blk	stl	pts	avg	
				fg-fga	pct	3fg-fga	pct	ft-fa	pct	off	def	tot	avg								
WESTERN CAROLINA	11/13/15	*	28	9-10	.900	0-1	.000	3-3	1.000	2	6	8	8.0	2	2	1	3	0	21	21.0	
ROBERT MORRIS	11/15/15	*	24	2-5	.400	0-0	.000	0-0	.000	4	3	7	7.5	1	3	2	2	1	4	12.5	
at Bowling Green	11/18/15	*	24	3-4	.750	0-0	.000	1-2	.500	2	8	10	8.3	3	2	1	1	2	7	10.7	
ARKANSAS-PINE BLUFF	11/22/15	*	18	3-4	.750	1-1	1.000	3-6	.500	2	4	6	7.8	4	3	1	1	1	10	10.5	
SE LOUISIANA	11/24/15	*	37	4-8	.500	1-1	1.000	3-5	.600	5	3	8	7.8	1	0	0	2	1	12	10.8	
vs Nebraska	11/27/15	*	30	2-6	.333	0-0	.000	2-2	1.000	2	2	4	7.2	2	2	2	0	1	6	10.0	
vs George Washington	11/28/15	*	27	3-4	.750	0-0	.000	0-0	.000	3	8	11	7.7	4	2	2	1	3	6	9.4	
BUTLER	12/2/15	*	23	3-4	.750	0-0	.000	3-4	.750	3	3	6	7.5	4	1	2	2	1	9	9.4	
MORGAN STATE	12/6/15	*	28	4-6	.667	1-2	.500	4-5	.800	8	6	14	8.2	2	5	0	2	1	13	9.8	
at Xavier	12/12/15	*	29	0-2	.000	0-0	.000	0-0	.000	2	5	7	8.1	3	2	1	0	2	0	8.8	
NORFOLK STATE	12/15/15	*	29	9-11	.818	1-1	1.000	0-0	.000	3	4	7	8.0	3	2	2	1	0	19	9.7	
at VCU	12/19/15	*	30	3-6	.500	0-0	.000	7-8	.875	2	7	9	8.1	4	0	1	1	0	13	10.0	
IOWA STATE	12/22/15	*	28	5-8	.625	0-1	.000	0-2	.000	5	4	9	8.2	1	2	1	0	1	10	10.0	
TEMPLE	12/29/15	*	28	3-8	.375	0-0	.000	1-1	1.000	3	1	4	7.9	2	2	2	0	0	7	9.8	
TULSA	1/2/16	*	30	3-6	.500	0-0	.000	1-2	.500	8	6	14	8.3	4	4	0	1	0	7	9.6	
at SMU	01/07/16	*	32	6-10	.600	0-0	.000	1-2	.500	4	7	11	8.4	2	1	1	0	5	13	9.8	
at USF	01/10/16	*	34	0-4	.000	0-0	.000	5-7	.714	7	4	11	8.6	1	2	2	1	1	5	9.5	
HOUSTON	1/13/16	*	33	5-6	.833	1-1	1.000	3-4	.750	5	2	7	8.5	4	6	1	1	2	14	9.8	
at Temple	01/16/16	*	34	6-10	.600	0-1	.000	0-1	.000	5	9	14	8.8	4	1	2	2	0	12	9.9	
MEMPHIS	01/21/16	*	27	2-5	.400	0-0	.000	3-5	.600	1	3	4	8.6	4	1	2	2	2	7	9.8	
TULANE	01/24/16	*	23	8-10	.800	1-1	1.000	0-2	.000	1	4	5	8.4	0	0	1	1	2	17	10.1	
at UCONN	1/28/16	*	32	4-7	.571	1-2	.500	4-7	.571	2	4	6	8.3	2	3	4	0	4	13	10.2	
USF	02/04/16	*	31	5-10	.500	1-2	.500	5-7	.714	9	4	13	8.5	2	4	0	0	1	16	10.5	
at Memphis	2/6/16	*	37	6-10	.600	1-2	.500	2-4	.500	3	11	14	8.7	3	3	0	4	0	15	10.7	
at UCF	2/9/16	*	33	3-9	.333	1-2	.500	4-4	1.000	1	7	8	8.7	1	5	1	4	1	11	10.7	
EAST CAROLINA	2/13/16	*	33	6-8	.750	0-0	.000	3-3	1.000	2	10	12	8.8	0	4	3	1	1	15	10.8	
at Tulsa	02/18/16	*	39	7-14	.500	2-4	.500	2-2	1.000	2	7	9	8.8	0	0	1	2	2	18	11.1	
UCONN	2/20/16	*	34	6-12	.500	1-2	.500	0-2	.000	1	10	11	8.9	0	1	3	2	1	13	11.2	
at East Carolina	2/27/16	*	27	2-10	.200	0-0	.000	0-1	.000	1	2	3	8.7	3	1	1	1	3	4	10.9	
at Houston	3/3/16	*	38	0-6	.000	0-1	.000	6-8	.750	3	10	13	8.8	3	1	0	2	1	6	10.8	
SMU	03/06/16	*	35	0-8	.000	0-0	.000	7-8	.875	7	4	11	8.9	4	3	0	1	3	7	10.6	
vs UCONN	3.11.16	*	48	3-9	.333	0-0	.000	6-8	.750	5	7	12	9.0	2	1	2	2	1	12	10.7	
vs Saint Joseph's	3/18/16	*	19	1-3	.333	0-0	.000	0-0	.000	0	2	2	8.8	1	1	0	0	1	2	10.4	
Totals			32	1002	126-243	.519	13-25	.520	79-115	.687	113	177	290	8.8	76	70	42	49	41	344	10.4

### 2016-17 (JUNIOR SEASON)

Opponent	Date	gs	min	Total		3-Pointers		Free throws		Rebounds		
----------	------	----	-----	-------	--	------------	--	-------------	--	----------	--	--





# #13 TREVON SCOTT

FORWARD • 6-8 • 220 • R-SOPHOMORE • 1L • DARIEN, GA. (McINTOSH COUNTY ACADEMY)

**2017-18 Season (R-Sophomore):** Contributed 10 points and six rebounds in 17 minutes at Tulane (3/1) ... pulled down seven rebounds and had one block in a season-high 21 minutes against Tulsa (2/25) ... tallied a season-best nine points and nine rebounds against UConn (2/22) ... grabbed five rebounds with four assists and a basket in 18 minutes at SMU (2/11) ... pulled down a game-high and season-best eight rebounds against UCF (2/6) ... grabbed six rebounds in 13 minutes against Temple (1/24) ... matched a season-high with seven rebounds to go with five points against ECU (1/20) ... scored six points with five rebounds, three assists and two steals in 14 minutes against Arkansas-Pine Bluff (12/19) ... pulled down a season-high seven rebounds against Alabama State (11/27) and at Xavier (12/2).

**2016-17 Season (R-Freshman):** Played in 35 games as a reserve, averaging 3.1 points and 2.5 rebounds in 10.2 minutes ... shot 50 percent (45 of 90) from the field on the season ... scored a season-high 11 points on 5-of-10 shooting with seven rebounds and three assists in 18 minutes against Texas Southern (12/13) ... recorded 10 points on 5-of-5 shooting against Fairleigh Dickinson (12/17) ... registered 10 points on 5-of-6 shooting against Penn State (11/20) ... tallied nine points and nine rebounds with a season-best five assists and five blocks in a season-high 29 minutes against Lipscomb (11/26) ... recorded nine points, seven rebounds and a season-high five steals against USF (1/29) ... grabbed at least one rebound in 28 of 35 games played.

**2015-16 Season (Freshman):** Redshirted

**Prior to Cincinnati:** Named the Georgia Region 2A Player of the Year as a junior and senior ... tabbed first team all-region as a freshman and sophomore ... set the school scoring mark with 1,824 points while averaging 13.3 rebounds during his career at McIntosh County Academy in Darien, Georgia (population 1,880) ... averaged 21.6 points, 14.1 rebounds, 6.5 assists and 3.5 blocks as a senior ... posted 22.3 points, 13.7 rebounds, 6.7 assists and 3.7 blocks as a junior ... tabbed a three-star prospect by ESPN, Rivals.com and Scout.com and 247 Sports.

**Personal:** Born Nov. 25, 1996 in Brunswick, Georgia ... son of Anita and Eddie Scott ... has two sisters, Jada and Jady ... right-handed ...first named pronounced "TREY-vaughn."

## SEASON & CAREER STATISTICS

2017-18 SEASON		CAREER
10 at Tulane, 3/1/18	Pts	11 vs. Texas Southern, 12/13/16
7 at Tulane, 3/1/18	FG Atts	10 vs. Texas Southern, 12/13/16
3, 3x (last vs. Memphis, 3/10/18)	FG Made	5, 3x (last vs. Fairleigh Dickinson, 12/17/16)
1 at SMU, 2/11/18	3PT-FG Atts	1, 4x (last at SMU, 2/11/18)
0	3PT-FG Made	1 vs. USF, 1/29/17
6 vs. UA-Pine Bluff, 12/19/17	FT Atts	6 vs. UA-Pine Bluff, 12/19/17
4, 2x (last at Tulane, 3/1/18)	FT Made	4, 2x (last at Tulane, 3/1/18)
9 vs. UConn, 2/22/18	Rebs	10 vs. Tulane, 1/1/17
6 vs. Western Carolina, 11/13/17	Assts	6 vs. Western Carolina, 11/13/17
2, 2x (last vs. UA-Pine Bluff, 12/19/17)	Stls	5 vs. USF, 1/29/17
1, 5x (last vs. Houston, 3/11/18)	Blks	5 vs. Lipscomb, 11/26/16
21 vs. Tulsa, 2/25/18	Mins	29 vs. Lipscomb, 11/26/16

## MISCELLANEOUS STATISTICS

CATEGORY	2016-17	2017-18	CAREER
Double-Figure Scoring Games	3	1	4
Double-Figure Rebounding Games	1	0	1
Double-Double Games	0	0	0
20-Point Scoring Games	0	0	0
Games Led UC in Scoring	0	0	0
Games Led UC in Rebounding	2	5	7
Games Led UC in Assists	1	2	3
Games With 3+ Assists	2	4	6
Games With 3+ Blocks	1	0	1
Games With 3+ Steals	1	0	1
Games With 3+ Three-Pointers	0	0	0


## GAME-BY-GAME STATISTICS

### 2017-18 (R-SOPHOMORE SEASON)

Opponent	Date	gs	min	Total		3-Pointers		Free throws		Rebounds				pf	a	t/o	blk	stl	pts	avg
				fg-fga	pct	3fg-fga	pct	ft-fa	pct	off	def	tot	avg							
SAVANNAH STATE	11/10/17	12	1-2	500	0-0	.000	2-2	1,000	1	2	3	3.0	2	3	1	0	1	0	4	4.0
WESTERN CAROLINA	11/13/17	18	2-2	1,000	0-0	.000	2-3	.667	1	5	6	4.5	3	6	3	1	2	6	5.0	
COPPIN STATE	11/16/17	12	2-2	1,000	0-0	.000	2-2	1,000	2	3	5	4.7	0	3	0	0	1	6	5.3	
vs Buffalo	11/20/17	6	0-0	.000	0-0	.000	0-0	.000	0	0	0	3.5	1	0	2	0	1	0	4.0	
vs Richmond	11/21/17	20	1-1	1,000	0-0	.000	2-4	.500	0	3	3	3.4	2	0	1	0	1	4	4.0	
vs Wyoming	11/22/17	12	1-2	.500	0-0	.000	0-0	.000	0	4	4	3.5	0	1	0	0	0	2	3.7	
ALABAMA STATE	11/27/17	15	2-3	.667	0-0	.000	1-2	.500	3	4	7	4.0	0	1	1	0	0	5	3.9	
at Xavier	12/02/17	18	2-2	1,000	0-0	.000	0-0	.000	4	3	7	4.4	3	1	1	1	1	4	3.9	
vs Florida	12/09/17	19	0-1	.000	0-0	.000	0-0	.000	1	1	2	4.1	1	0	1	0	0	0	3.4	
MISSISSIPPI ST.	12/12/17	6	0-0	.000	0-0	.000	0-0	.000	0	0	0	3.7	1	1	0	0	0	0	3.1	
at UCLA	12/16/17	5	0-0	.000	0-0	.000	0-0	.000	1	0	1	3.5	1	0	0	0	0	0	2.8	
UA-PINE BLUFF	12/19/17	14	1-3	.333	0-0	.000	4-6	.667	4	1	5	3.6	0	3	0	0	2	6	3.1	
CLEVELAND STATE	12/21/17	10	1-1	1,000	0-0	.000	0-0	.000	0	0	0	3.3	0	0	0	0	1	0	2.3	
MEMPHIS	12/31/17	13	0-0	.000	0-0	.000	1-2	.500	2	1	3	3.3	0	3	0	0	1	1	2.9	
at Temple	01/04/18	4	0-0	.000	0-0	.000	2-2	1,000	1	1	2	3.2	0	0	4	0	0	2	2.8	
SMU	01/07/18	17	2-2	1,000	0-0	.000	0-2	.000	0	4	4	3.3	0	1	0	1	1	4	2.9	
at USF	1/13/18	8	0-0	.000	0-0	.000	1-2	.500	0	1	1	3.1	2	0	0	0	1	1	2.8	
at UCF	1/16/18	10	1-1	1,000	0-0	.000	0-0	.000	2	0	2	3.1	0	0	0	0	0	2	2.7	
ECU	01/20/18	14	1-2	.500	0-0	.000	3-6	.500	1	6	7	3.3	2	0	0	0	0	5	2.8	
TEMPLE	01/24/18	13	1-3	.333	0-0	.000	0-0	.000	4	2	6	3.4	2	0	1	1	1	2	2.8	
at Memphis	1/27/18	4	1-1	1,000	0-0	.000	0-0	.000	0	0	0	3.2	0	1	1	0	0	2	2.8	
HOUSTON	01/31/18	13	0-2	.000	0-0	.000	0-1	.000	2	2	4	3.3	1	0	0	0	0	0	2.6	
at UCONN	2/3/18	7	0-0	.000	0-0	.000	2-2	1,000	0	2	2	3.2	0	0	0	0	0	2	2.6	
UCF	02/06/18	14	2-4	.500	0-0	.000	0-1	.000	3	5	8	3.4	1	2	0	0	0	4	2.7	
at SMU	02/11/18	18	1-5	.200	0-1	.000	0-0	.000	3	2	5	3.5	2	4	0	0	1	2	2.6	
at Houston	2/15/18	6	1-1	1,000	0-0	.000	0-0	.000	0	0	0	3.3	0	0	1	0	0	2	2.6	
WICHITA STATE	02/18/18	4	1-1	1,000	0-0	.000	0-0	.000	0	0	0	3.2	1	0	0	0	0	2	2.6	
UCONN	02/22/18	19	4-5	.800	0-0	.000	1-4	.250	2	7	9	3.4	2	2	2	0	0	9	2.8	
TULSA	02/25/18	21	0-3	.000	0-0	.000	0-0	.000	3	4	7	3.6	3	0	1	1	0	0	2.7	
at Tulane	03/01/18	17	3-7	.429	0-0	.000	4-4	1,000	2	4	6	3.6	1	0	1	0	1	10	3.0	
at Wichita State	03/04/18	7	1-2	.500	0-0	.000	0-0	.000	2	1	3	3.6	0	0	0	0	0	2	2.9	
vs SMU	03/09/18	12	3-5	.600	0-0	.000	1-2	.500	2	1	3	3.6	0	0	0	0	0	7	3.1	
vs Memphis	3-10-18	18	3-6	.500	0-0	.000	0-0	.000	1	3	4	3.6	2	1	0	0	0	6	3.2	
vs Houston	3-11-18	16	0-2	.000	0-0	.000	0-0	.000	0	1	1	3.5	2	0	0	1	0	0	3.1	
Totals		0	422	38-71	.535	0-1	.000	28-47	.596	47	73	120	3.5	35	32	22	7	15	104	3.1

### 2016-17 (R-FRESHMAN SEASON)

Opponent	Date	gs	min	Total		3-Pointers		Free throws		Rebounds				pf	a	t/o	blk	stl	pts	avg
				fg-fga	pct	3fg-fga	pct	ft-fa	pct	off	def	tot	avg							
BROWN	11/11/16	9	2-3	.667	0-0	.000	2-3	.667	0	2	2	2.0	1	0	0	1	0	6	6.0	
ALBANY	11/14/16	7	2-3	.667	0-0	.000	0-0	.000	2	1	3	2.5	0	0	0	1	0	4	5.0	
vs Rhode Island	11/19/16	0	0-0	.000	0-0	.000	0-0	.000	0	0	0	1.7	0	0	0	0	0	0	3.3	
vs Penn State	11/20/16	18	5-6	.833	0-0	.000	0-0	.000	2	1	3	2.0	1	1	0	1	0	10	5.0	
SAMFORD	11/23/16	7	0-2	.000	0-0	.000	0-0	.000	0	2	2	2.0	0	0	0	0	0	0	4.0	
LIPSCOMB	11/26/16	29	3-6	.500	0-0	.000	3-5	.600	4	5	9	3.2	2	5	2	5	0	9	4.8	
at Iowa State	12-01-16	12	0-1	.000	0-0	.000	0-0	.000	2	1	3	3.1	0	1	1	0	0	0	4.1	
BOWLING GREEN	12/04/16	14	1-4	.250	0-0	.000	0-0	.000	0	4	4	3.3	1	1	0	0	2	2	3.9	
at Butler	12/10/16	11	0-1	.000	0-0	.000	0-0	.000	0	3	3	3.2	0	0	0	0	0	0	3.4	
TEXAS SOUTHERN	12/13/16	18	5-10	.500	0-1	.000	1-2	.500	1	6	7	3.6	1	3	0	1	1	11	4.2	
FAIRLEIGH DICKINSON	12/17/16	15	5-5	1.000	0-0	.000	0-4	.000	1	2	3	3.5	1	2	0	1	0	10	4.7	
MARSHALL	12/22/16	26	3-6	.500	0-0	.000	2-5	.400	1	4	5	3.7	2	1	3	1	1	8	5.0	
at Temple	12/28/16	21	2-3	.667	0-0	.000	1-1	1.000	1	5	6	3.8	0	0	2	1	2	5	5.0	
TULANE	01/01/17	20	2-5	.400	0-1	.000	2-2	1.000	2	8	10	4.3	1	1	1	0	0	6	5.1	
at Houston	1/17/17	6	0-0	.000	0-0	.000	0-0	.000	0	0	0	4.0	2	0	0	1	0	0	4.7	
SMU	01/12/17	15	2-4	.500	0-0	.000	0-0	.000	0	2	2	3.9	0	0	0	0	1	0	4.7	
at East Carolina	01/15/17	8	0-2	.000	0-0	.000	0-0	.000	0	3	3	3.8	0	1	2	0	0	0	4.4	
TEMPLE	01/18/17	5	1-1	1.000	0-0	.000	0-0	.000	1	0	1	3.7	1	0	1	0	0	2	4.3	
at Tulane	01/21/17	10	3-5	.600	0-0	.000	1-2	.500	1	2	3	3.6	0	0	1	0	0	7	4.4	
XAVIER	01/26/17	4	0-2	.000	0-0	.000	0-0	.000	1	0	1	3.5	1	0	0	0	0	0	4.2	
USF	01/29/17	17	4-8	.500	1-1	1.000	0-2	.000	2	5	7	3.7	2	1	0	0	5	9	4.4	
at Tulsa	02/01/17	6	0-0	.000	0-0	.000	0-0	.000	0	0	0	3.5	0	1	0	0	1	0	4.2	
UCONN	02/04/17	10	0-0	.000	0-0	.000	2-4	.500	1	1	2	3.4	0	2	0	0	0	2	4.1	
UCF	02/08/17	6	1-2	.500	0-0	.000	0-0	.000	1	0	1	3.3	3	0	0	0	0	2	4.0	
at SMU	02/12/17	4	0-0	.000	0-0	.000	0-0	.000	0	0	0	3.2	0	0	0	0	0	0	3.9	
at USF	02/15/17	7	0-0	.000	0-0	.000	0-0	.000	0	1	1	3.1	1	0	1	1	2	0	3.7	
TULSA	02/18/17	10	0-0	.000	0-0	.000	0-0	.000	0	1	1	3.0	0	0	1	0	2	0	3.6	
MEMPHIS	02/23/17	8	2-2	1.000	0-0	.000	2-2	1.000	0	1	1	3.0	0	0	0	0	1	6	3.7	
at UCF	2/26/17	2	0-1	.000	0-0	.000	0-0	.000	0	0	0	2.9	2	0	1	0	0	0	3.6	
HOUSTON	03/02/17	8	1-3	.333	0-0	.000	0-0	.000	0	1	1	2.8	1	0	0	0	0	2	3.5	
at UConn	3/5/17	5	0-3	.000	0-0	.000	0-0	.000	0	1	1	2.7	0	0	0	0	0	0	3.4	
vs Tulsa	3/10/17	11	1-2	.500	0-0	.000	0-0	.000	1	1	2	2.7	2	0	0	0	0	2	3.3	
at UConn	3/11/17	3	0-0	.000	0-0	.000	0-0	.000	0	0	0	2.6	0	0	0	0	0	0	3.2	
vs SMU	3/12/17	1	0-0	.000	0-0	.000	0-0	.000	0	0	0	2.6	0	0	0	0	0	0	3.1	
vs UCLA	03/19/17	3	0-0	.000	0-0	.000	0-0	.000	0	1	1	2.5	0	0	0	0	0	0	3.1	
Totals		0	356	45-90	.500	1-3	.333	16-32	.500	24	64	88	2.5	25	20	16	15	17	107	3.1



# #14 JACKSON BART

FORWARD • 6-5 • 215 • R-SOPHOMORE • 1L • OKLAHOMA CITY, OKLA. (ORAL ROBERTS)

**2017-18 Season (R-Sophomore):** Grabbed his first collegiate rebound vs. Memphis (12/31) ... scored his first collegiate points, hitting a three-pointer at the buzzer against Richmond (11/21) ... hit a three-pointer against Alabama State (11/27).

**2016-17 Season (R-Freshman):** Played in eight games as a walk-on reserve, averaging 1.4 minutes ... attempted a pair of three-pointers against Tulane (1/1) ... saw a season-high three minutes of action against USF (1/29).

**Prior to Cincinnati:** Was redshirted his freshman season at Oral Roberts (2014-15) ... did not attend college during the 2015-16 academic year ... averaged 9.5 points and 8.0 rebounds as a senior at Bartlesville High School in 2013-14 ... helped guide the Bruins to a regional championship, state tournament appearance and 23-4 record as a sophomore ... earned all-state accolades by the OCA/OBCA and Oklahoma Indian as a senior and was tabbed a Frontier Valley Conference Academic First Team selection ... twice named to the Arvest Invitational All-Tournament Team and also earned Conestoga Energy Classic All-Tournament honors ... holds school records for charges taken in a game (four), season (31) and career (50) ... coached by his father, Tim.

**Personal:** Born Jan. 11, 1996 in Oklahoma City, Oklahoma ... son of Tim and Kristi Bart ... father served as an assistant coach at Oral Roberts (1987-91) ... cousin, Chase Williams played football at Oklahoma during the 1999 campaign ... left-handed.

## SEASON & CAREER STATISTICS

2017-18 SEASON		CAREER
3, 2x (last vs. Alabama State, 11/27/17)	Pts	3, 2x (last vs. Alabama State, 11/27/17)
2, 2x (last vs. Richmond, 11/21/17)	FG Atts	2, 3x (last vs. Richmond, 11/21/17)
1, 2x (last vs. Alabama State, 11/27/17)	FG Made	1, 2x (last vs. Alabama State, 11/27/17)
2, 2x (last vs. Richmond, 11/21/17)	3PT-FG Atts	2, 3x (last vs. Richmond, 11/21/17)
1, 2x (last vs. Alabama State, 11/27/17)	3PT-FG Made	1, 2x (last vs. Alabama State, 11/27/17)
0	FT Atts	0
0	FT Made	0
1, 2x (last, vs. UCF, 2/6/18)	Rebs	1, 2x (last, vs. UCF, 2/6/18)
0	Assts	0
0	Stls	0
0	Blks	0
2, 2x (last, vs UCF, 2/6/18)	Mins	3 vs. USF, 1/29/17

## MISCELLANEOUS STATISTICS

CATEGORY	2016-17	2017-18	CAREER
Double-Figure Scoring Games	0	0	0
Double-Figure Rebounding Games	0	0	0
Double-Double Games	0	0	0
20-Point Scoring Games	0	0	0
Games Led UC in Scoring	0	0	0
Games Led UC in Rebounding	0	0	0
Games Led UC in Assists	0	0	0
Games With 3+ Assists	0	0	0
Games With 3+ Blocks	0	0	0
Games With 3+ Steals	0	0	0
Games With 3+ Three-Pointers	0	0	0

## GAME-BY-GAME STATISTICS

### 2017-18 (R-SOPHOMORE SEASON)


Opponent	Date	gs	min	Total		3-Pointers		Free throws		Rebounds				pf	a	t/o	blk	stl	pts	avg
				fg-fga	pct	3fg-fga	pct	ft-fga	pct	off	def	tot	avg							
SAVANNAH STATE	11/10/17	1	0-0	.000	0-0	.000	0-0	.000	0-0	0	0	0	0.0	0	0	0	0	0	0	0.0
WESTERN CAROLINA	11/13/17	2	0-2	.000	0-2	.000	0-0	.000	0-0	0	0	0	0.0	0	0	0	0	0	0	0.0
COPPIN STATE	11/16/17	1	0-0	.000	0-0	.000	0-0	.000	0-0	0	0	0	0.0	0	0	0	0	0	0	0.0
vs Richmond	11/21/17	1	1-2	.500	1-1	1.000	0-0	.000	0-0	0	0	0	0.0	0	0	0	0	0	3	0.8
vs Wyoming	11/22/17	1	0-0	.000	0-0	.000	0-0	.000	0-0	0	0	0	0.0	0	0	0	0	0	0	0.6
ALABAMA STATE	11/27/17	1	1-1	1.000	1-1	1.000	0-0	.000	0-0	0	0	0	0.0	0	0	0	0	0	3	1.0
UA-PINE BLUFF	12/19/17	1	0-0	.000	0-0	.000	0-0	.000	0-0	0	0	0	0.0	0	0	0	0	0	0	0.9
CLEVELAND STATE	12/21/17	1	0-0	.000	0-0	.000	0-0	.000	0-0	0	0	0	0.0	0	0	0	0	0	0	0.8
MEMPHIS	12/31/17	1	0-0	.000	0-0	.000	0-0	.000	0-0	1	0	1	0.1	0	0	0	0	0	0	0.7
TEMPLE	01/24/18	2	0-0	.000	0-0	.000	0-0	.000	0-0	0	0	0	0.1	0	0	0	0	0	0	0.6
UCF	02/06/18	2	0-0	.000	0-0	.000	0-0	.000	0-0	0	1	1	0.2	0	0	0	0	0	0	0.5
UCONN	02/22/18	1	0-1	.000	0-1	.000	0-0	.000	0-0	0	0	0	0.2	0	0	0	0	0	0	0.5
Totals		0	15	2-6	.333	2-5	.400	0-0	.000	1	1	2	0.2	0	0	0	0	0	6	0.5

### 2016-17 (R-FRESHMAN SEASON)

Opponent	Date	gs	min	Total		3-Pointers		Free throws		Rebounds				pf	a	t/o	blk	stl	pts	avg
				fg-fga	pct	3fg-fga	pct	ft-fga	pct	off	def	tot	avg							
ALBANY	11/14/16	1	0-0	.000	0-0	.000	0-0	.000	0-0	0	0	0	0.0	0	0	0	0	0	0	0.0
LIPSCOMB	11/26/16	1	0-0	.000	0-0	.000	0-0	.000	0-0	0	0	0	0.0	0	0	0	0	0	0	0.0
BOWLING GREEN	12/04/16	1	0-0	.000	0-0	.000	0-0	.000	0-0	0	0	0	0.0	0	0	0	0	0	0	0.0
TEXAS SOUTHERN	12/13/16	1	0-0	.000	0-0	.000	0-0	.000	0-0	0	0	0	0.0	0	0	1	0	0	0	0.0
FAIRLEIGH DICKINSON	12/17/16	2	0-0	.000	0-0	.000	0-0	.000	0-0	0	0	0	0.0	0	0	1	0	0	0	0.0
TULANE	01/01/17	2	0-2	.000	0-2	.000	0-0	.000	0-0	0	0	0	0.0	0	0	0	0	0	0	0.0
USF	01/29/17	3	0-0	.000	0-0	.000	0-0	.000	0-0	0	0	0	0.0	0	0	0	0	0	0	0.0
HOUSTON	03/02/17	0	0-0	.000	0-0	.000	0-0	.000	0-0	0	0	0	0.0	0	0	0	0	0	0	0.0
Totals		0	11	0-2	.000	0-2	.000	0-0	.000	0	0	0	0.0	2	0	0	0	0	0	0.0

## CAREER STATISTICS

			Total		3-Point		F-Throws		Rebounds											Scoring	
Season	gp-gs	min/avg	fg-fga	pct	fg-fga	pct	ft-fga	pct	off	def	tot	avg	pf	fo	ast	to	blk	stl	pts	avg	
2016-17	8-0	11/1.4	0-2	.000	0-2	.000	0-0	.000	0	0	0	0.0	2	0	0	0	0	0	0	0.0	
2017-18	12-0	15/1.3	2-6	.333	2-5	.400	0-0	.000	1	1	2	0.2	0	0	0	0	0	0	6	0.5	
TOTAL	20-0	26/1.3	2-8	.250	2-7	.286	0-0	.000	1	1	2	0.1	2	0	0	0	0	0	6	0.3	



# #15 CANE BROOME

GUARD • 6-0 • 165 • JUNIOR • TR • EAST HARTFORD, CONN. (SACRED HEART)

## CONFERENCE AWARDS

- » Player of the Year Northeastern Conference (2015-16)
- » First Team (2015-16)
- » All-Rookie Team (2014-15)
- » Player of the Week (NEC: 4X: 2/22/16, 1/5/16, 11/16/15, 12/8/14)
- » Rookie of the Week (NEC: 5X: 3/2/15, 2/23/15, 1/26/15, 12/22/14, 12/8/14)

## OTHER HONORS

- » AP Honorable Mention All-American (2015-16)
- » USBWA All-District I First Team (2015-16)
- » All-ECAC First Team
- » NABC All-District 18 First Team (2015-16)

**2017-18 Season (Senior):** Netted 13 points against SMU (3/9) in the quarterfinals of the American Championship ... tallied 13 points on 6-of-7 shooting in 25 minutes at Tulane (3/1) ... poured in 15 points on 5-of-7 shooting with a trio of threes against Tulsa (2/25) ... registered 13 points with four assists against UConn (2/22) ... tallied 16 points on 7-of-10 shooting with a pair of three-pointers in 28 minutes against Wichita State (2/18) ... scored 10 points with a pair of threes at UConn (2/3) ... tallied nine points with a pair of threes with six assists and one turnover in 28 minutes at Memphis (1/27) ... scored seven points with six assists and no turnovers in 28 minutes against ECU (1/20) ... handed out a season-high six assists against Cleveland State (12/21) ... scored a game-high 17 points on 6-of-9 shooting with a trio of threes against Arkansas-Pine Bluff (12/19) ... tallied a team-high 15 points on 6-of-8 shooting with a pair of steals vs. No. 5 Florida (12/19) ... registered 16 points on 6-of-12 shooting with a season-best five assists at Xavier (12/2) ... tallied 17 points on 6-of-11 shooting with five three-pointers and four assists in his Bearcat debut against Savannah State (11/10) ... led all Bearcats with a game-high 13 points against Richmond (11/21).

**2016-17 Season (Junior):** Sat out the 2016-17 season due to NCAA transfer rules.

**Prior to Cincinnati:** Earned numerous regional and national honors during the 2015-16 season, including Associated Press Honorable Mention All-America, United States Basketball Writers' Association (USBWA) All-District I, First Team All-ECAC, National Association of Basketball Coaches (NABC) All-District 18 accolades and First Team All-MET Basketball Writers' Association accolades ... named the 2015-16 Northeast Conference Player of the Year after ranking eighth in the nation in scoring at 23.1 points per game to go with 4.9 rebounds, 2.9 assists and 1.7 steals in 37.5 minutes for Sacred Heart ... became first underclassman voted NEC Player of the Year since 1992 ... broke the league's sophomore scoring record, becoming the first second-year player in the NEC to average at least 22.0 points per game since 1988-89 ... led all active sophomores in the country with 1,157 career points following the 2015-16 campaign ... scored 30 or more points five times during the 2015-16 season, including a 39-point effort at Fairleigh Dickinson on Feb. 20 ... ranking among the NEC leaders in points (first at 23.1), minutes played (first at 37.5), free-throw attempts (first at 203), three-pointers made (fourth at 2.2), steals (fifth at 1.7), assists (10th at 2.9) and free-throw percentage (14th at .768) in 2015-16 ... named to the NEC All-Rookie Team in 2014-15, ranking eighth in the league, averaging 14.2 points ... named NEC Rookie of the Week five times and NEC Player of the Week once as a freshman ... earned all-state honors and was a two-time all-conference performer at East Hartford High School averaging 27.0 points and 5.0 assists for the Hornets ... named a McDonald's All-American nominee and received NEPSAC AAA Honorable Mention accolades at Saint Thomas More, averaging 12.5 points and 6.0 assists.

**Personal:** Born Nov. 29, 1994 in Hartford, Connecticut ... Son of April Walden-Broome and Sam Broome ... Has a sister, Canei ... left-handed.

## SEASON & CAREER STATISTICS

### 2017-18 SEASON

17, 2x (last vs. UA-Pine Bluff, 12/19/17)	Pts	39 at Fairleigh Dickinson, 2/20/16•
12 at Xavier, 12/2/17	FG Atts	25, 2x (last vs. LIU Brooklyn, 3/2/16)•
7 vs. Wichita State, 2/18/18	FG Made	15 vs. LIU Brooklyn, 3/2/16•
9 vs. Savannah State, 11/12/17	3PT-FG Atts	13 at LIU Brooklyn, 1/27/16•
5 vs. Savannah State, 11/12/17	3PT-FG Made	6 at LIU Brooklyn, 1/27/16•
6 at Xavier, 12/2/17	FT Atts	22 at Fairleigh Dickinson, 2/20/16•
4, 2x (last vs. SMU, 3/9/18)	FT Made	15 at Fairleigh Dickinson, 2/20/16•
4 vs. Savannah State, 11/12/17	Rebs	10, 2x (last at Bryant, 2/18/16)•
6 vs. Cleveland State, 12/21/17	Assts	6, 3x (vs. Cleveland State, 12/21/17)
3, 2x (last vs. UCF, 2/6/18)	Stls	4, 4x (last vs. Wagner, 1/9/16)•
1, 2x (last vs. Tulsa, 2/25/18)	Blks	2 at Brown, 12/28/14•
28, 3x (last at Wichita State, 3/4/18)	Mins	44 at Bryant, 3/4/15•


## MISCELLANEOUS STATISTICS

CATEGORY	2014-15•	2015-16•	2017-18	CAREER
Double-Figure Scoring Games	23	29	12	64
Double-Figure Rebounding Games	0	2	0	2
Double-Double Games	0	2	0	2
20-Point Scoring Games	6	20	0	26
Games Led Team in Scoring	10	25	3	38
Games Led Team in Rebounding	3	5	0	8
Games Led Team in Assists	3	14	10	27
Games With 3+ Assists	15	18	17	50
Games With 3+ Blocks	0	0	0	0
Games With 3+ Steals	5	9	3	18
Games With 3+ Three-Pointers	5	12	3	20

• - Statistics from player career at Sacred Heart

## CAREER STATISTICS

			Total		3-Point		F-Throws		Rebounds											Scoring	
Season	gp-gs	min/avg	fg-fga	pct	fg-fga	pct	ft-fa	pct	off	def	tot	avg	pf	fo	ast	to	blk	stl	pts	avg	
2014-15*	31-30	984/31.7	158-358	.441	42-128	.328	84-113	.743	15	107	122	3.9	62	1	77	71	6	33	442	14.3	
2015-16*	30-30	1124/37.5	236-530	.445	66-212	.311	156-203	.768	17	131	148	4.9	71	2	88	115	0	51	694	23.1	
2017-18	32-3	662/20.7	94-196	.480	32-79	.405	43-62	.694	16	34	50	1.6	43	0	93	47	2	30	263	8.2	
TOTAL	32-3	662/20.7	94-196	.480	32-79	.405	43-62	.694	16	34	50	1.6	43	0	93	47	2	30	263	8.2	
All*	93-63	2770/29.8	488-1084	.450	140-419	.334	283-378	.749	48	272	320	3.4	176	3	258	233	8	114	1399	15.0	



# #15 CANE BROOME

GUARD • 6-0 • 165 • JUNIOR • TR • EAST HARTFORD, CONN. (SACRED HEART)

## GAME-BY-GAME STATISTICS

### 2017-18 (JUNIOR SEASON)

Opponent	Date	gs	min	Total		3-Pointers		Free throws		Rebounds		pf	a	t/o	blk	stl	pts	avg
				fg-fga	pct	3fg-fga	pct	ft-fa	pct	off	def							
SAVANNAH STATE	11/10/17	*	20	6-11	.545	5-9	.556	0-0	.000	0	4	4	4.0	2	4	6	0	17 17.0
WESTERN CAROLINA	11/13/17	*	20	6-11	.545	2-3	.667	1-2	.500	1	1	2	3.0	2	4	0	3 15 16.0	
COPPIN STATE	11/16/17	*	21	1-3	.333	0-1	.000	2-4	.500	0	1	1	2.3	0	2	1	0 1 4 12.0	
vs Buffalo	11/20/17	*	12	0-1	.000	0-0	.000	2-2	1.000	0	2	2	2.3	3	1	2	0 1 2 9.5	
vs Richmond	11/21/17		23	5-7	.714	0-0	.000	3-4	.750	0	2	2	2.2	2	1	5	0 2 13 10.2	
vs Wyoming	11/22/17		14	4-8	.500	0-1	.000	2-2	1.000	2	0	2	2.2	2	3	2	0 2 10 10.2	
ALABAMA STATE	11/27/17		17	1-5	.200	0-2	.000	0-0	.000	0	0	0	1.9	1	4	0	0 0 2 9.0	
at Xavier	12/02/17		27	6-12	.500	1-4	.250	3-6	.500	0	2	2	1.9	4	5	2	0 1 16 9.9	
vs Florida	12/09/17		28	6-8	.750	1-2	.500	2-4	.500	0	3	3	2.0	2	0	2	1 2 15 10.4	
MISSISSIPPI ST.	12/12/17		20	1-4	.250	0-1	.000	0-0	.000	0	0	0	1.8	1	4	2	0 2 2 9.6	
at UCLA	12/16/17		20	2-6	.333	1-2	.500	4-4	1.000	1	1	2	1.8	0	3	1	0 1 9 9.5	
UA-PINE BLUFF	12/19/17		26	6-9	.667	3-5	.600	2-2	1.000	2	1	3	1.9	3	3	1	0 1 17 10.2	
CLEVELAND STATE	12/21/17		17	1-3	.333	1-2	.500	2-2	1.000	1	1	2	1.9	2	6	1	0 1 5 9.8	
SMU	01/07/18		12	0-3	.000	0-2	.000	3-4	.750	1	0	1	1.9	4	2	3	0 1 3 9.3	
at USF	1/13/18		21	1-2	.500	1-2	.500	3-5	.600	0	0	0	1.7	0	4	1	0 1 6 9.1	
at UCF	1/16/18		21	1-7	.143	1-3	.333	0-0	.000	0	2	2	1.8	1	5	2	0 0 3 8.7	
ECU	01/20/18		28	3-7	.429	1-2	.500	0-0	.000	2	1	3	1.8	0	6	0	0 1 7 8.6	
TEMPLE	01/24/18		12	1-3	.333	1-2	.500	0-0	.000	0	0	0	1.7	0	2	1	0 1 3 8.3	
at Memphis	1/27/18		28	3-7	.429	2-4	.500	1-3	.333	0	0	0	1.6	4	6	1	0 0 9 8.3	
HOUSTON	01/31/18		21	2-5	.400	0-2	.000	0-0	.000	1	1	2	1.7	0	1	2	0 0 4 8.1	
at UCONN	2/3/18		24	4-10	.400	2-4	.500	0-1	.000	0	0	0	1.6	0	3	0	0 1 10 8.2	
UCF	02/06/18		13	1-7	.143	1-5	.200	0-0	.000	0	0	0	1.5	0	5	2	0 3 3 7.7	
at SMU	02/11/18		17	0-1	.000	0-0	.000	3-5	.600	0	1	1	1.5	0	1	0	0 0 3 7.7	
at Houston	2/15/18		6	0-0	.000	0-0	.000	0-0	.000	0	0	0	1.4	2	1	0	0 0 0 7.4	
WICHITA STATE	02/18/18		28	7-10	.700	2-3	.667	0-1	.000	0	2	2	1.4	1	1	2	0 0 16 7.8	
UCONN	02/22/18		24	4-7	.571	1-3	.333	4-4	1.000	1	2	3	1.5	1	4	1	0 1 13 8.0	
TULSA	02/25/18		20	5-7	.714	3-4	.750	2-2	1.000	0	1	1	1.5	2	4	1	0 1 15 8.2	
at Tulane	03/01/18		25	6-7	.857	1-1	1.000	0-0	.000	1	2	3	1.5	2	0	0	0 1 13 8.4	
at Wichita State	03/04/18		28	3-7	.429	0-1	.000	0-0	.000	0	1	1	1.5	1	1	1	0 1 6 8.3	
vs SMU	03/09/18		24	4-9	.444	1-4	.250	4-5	.800	2	1	3	1.6	1	2	0	0 0 13 8.5	
vs Memphis	3-10-18		22	2-6	.333	1-5	.200	0-0	.000	1	0	1	1.5	0	5	1	0 1 5 8.4	
vs Houston	3-11-18		23	2-3	.667	0-0	.000	0-0	.000	0	2	2	1.6	0	0	2	0 1 4 8.2	
Totals			3	662	94-196	.480	32-79	.405	43-62	694	16	34	50	1.6	43	93	47	2 30 263 8.2


### 2015-16 (SOPHOMORE SEASON)

Opponent	Date	S	Min	TOTAL		3PTERS		REBOUNDS									
				FG-FGA	Pct	3FG-FGA	Pct	FT-FTA	Pct	Off-Def	Tot	Avg	PF-FO	A	T/O	Blk	Stl
vs Quinnipiac	11/13/15	*	37	7-16	.438	1-6	.167	12-20	.600	0-6-6	6.0	3-0	0	1	0	4	27-27.0
at Yale	11/16/15	*	39	10-14	.714	3-7	.429	9-9	1.000	0-2-2	4.0	1-0	5	7	0	1	32-29.5
at UMass-Lowell	11/18/15	*	39	6-12	.500	1-5	.200	7-10	.700	1-9-10	6.0	2-0	3	5	0	1	20-26.3
at Fairfield	11/21/15	*	39	5-17	.294	3-9	.333	5-6	.833	0-3-3	5.3	1-0	4	3	0	1	18-24.3
at Holy Cross	11/25/15	*	39	7-14	.500	4-9	.444	1-2	.500	0-6-6	5.4	4-0	4	4	0	1	19-23.2
at UConn	12/2/15	*	37	3-16	.188	1-7	.143	0-0	.000	0-6-6	5.5	2-0	2	2	0	1	7-20.5
at Towson	12/5/15	*	34	3-13	.231	1-4	.250	3-4	.750	0-4-4	5.3	1-0	5	1	0	4	10-19.0
LAFAYETTE	12/12/15	*	38	7-20	.350	1-8	.125	5-6	.833	1-1-2	4.9	4-0	2	5	0	4	20-19.1
at Hartford	12/14/15	*	31	6-14	.429	3-9	.333	0-0	.000	0-6-6	5.0	4-0	4	5	0	1	15-18.7
at Northwestern	12/21/15	*	37	9-20	.450	5-11	.455	3-7	.429	1-2-3	4.8	3-0	2	6	0	1	26-19.4
at Hofstra	12/28/15	*	38	11-23	.478	3-10	.300	0-0	.000	2-6-8	5.1	1-0	2	5	0	1	25-19.9
at Robert Morris	1/2/16	*	40	11-22	.500	3-7	.429	8-9	.889	1-7-8	5.3	2-0	1	2	0	3	33-21.0
at Saint Francis	1/4/16	*	40	9-21	.429	1-4	.250	10-12	.833	0-4-4	5.2	4-0	3	4	0	1	29-21.6
FAIRLEIGH DICKINSON	1/7/16	*	40	8-15	.533	2-5	.400	6-10	.600	0-2-2	5.0	2-0	3	4	0	3	24-21.8
WAGNER	1/9/16	*	37	3-14	.214	2-7	.286	3-3	1.000	0-0-0	4.7	3-0	2	2	0	4	11-21.1
at Central Conn	1/14/16	*	38	10-17	.588	2-5	.400	2-2	1.000	1-1-2	4.5	4-0	3	3	0	0	24-21.3
at St. Francis Brooklyn	1/16/16	*	34	5-15	.333	2-6	.333	6-7	.857	1-4-5	4.5	0-0	2	2	0	0	18-21.1
MOUNT ST. MARY'S	1/21/16	*	37	9-19	.474	1-5	.200	5-5	1.000	0-6-6	4.6	2-0	4	6	0	0	24-21.2
at Wagner	1/24/16	*	36	4-10	.400	3-7	.429	6-8	.750	2-2-4	4.6	2-0	1	6	0	1	17-21.0
at LIU Brooklyn	1/27/16	*	39	11-25	.440	6-13	.462	10-13	.769	1-2-3	4.5	5-1	3	4	0	3	38-21.9
BRYANT	1/30/16	*	39	6-19	.316	2-8	.250	3-5	.600	0-4-4	4.5	3-0	2	4	0	2	17-21.6
ST. FRANCIS BROOKLYN	2/4/16	*	40	11-21	.524	1-7	.143	5-5	1.000	0-6-6	4.5	2-0	4	9	0	0	28-21.9
LIU BROOKLYN	2/6/16	*	35	6-18	.333	2-7	.286	5-9	.556	0-7-7	4.7	5-1	3	3	0	1	19-21.8
at Mount St. Mary's	2/11/16	*	36	9-18	.500	1-8	.125	1-1	1.000	0-5-5	4.7	2-0	1	5	0	1	20-21.7
CENTRAL CONN	2/13/16	*	30	9-15	.600	2-4	.500	8-9	.889	0-4-4	4.6	2-0	3	0	0	3	28-22.0
at Bryant	2/18/16	*	39	11-21	.524	0-4	.000	5-6	.833	3-7-10	4.8	1-0	4	5	0	3	27-22.2
at Fairleigh Dickinson	2/20/16	*	38	10-21	.476	4-11	.364	15-22	.682	1-5-6	4.9	1-0	6	0	0	1	39-22.8
ROBERT MORRIS	2/25/16	*	40	8-21	.381	0-6	.000	5-5	1.000	1-3-4	4.9	3-0	3	4	0	2	21-22.7
SAINT FRANCIS	2/27/16	*	38	7-14	.500	3-6	.500	6-6	1.000	0-4-4	4.8	0-0	6	2	0	1	23-22.7
LIU BROOKLYN	3/2/16	*	40	15-25	.600	3-7	.429	2-2	1.000	1-7-8	4.9	2-0	1	6	0	2	35-23.1
Totals			30	1124	236-530	.445	66-212	.311	156-203	.768	17-131-148	4.9	71-2	88	115	0	51 694-23.1

### 2014-15 (FRESHMAN SEASON)

Opponent	Date	S	Min	TOTAL		3PTERS		REBOUNDS									
				FG-FGA	Pct	3FG-FGA	Pct	FT-FTA	Pct	Off-Def-TO	Avg	PF-FO	A	T	Blk	Stl	Pts-Avg
vs. Hartford	11/14/14	*	25	3-9	.333	0-4	.000	2-2	1.000	1-0-1	1.0	2-0	1	2	0	2	8-8.0
UMASS-LOWELL	11/20/14	*	29	3-9	.333	0-4	.000	2-3	.667	0-6-6	3.5	2-0	5	2	1	1	8-8.0
at Ohio State	11/23/14	*	30	3-10	.300	1-4	.250	1-1	1.000	0-4-4	3.7	1-0	1	6	0	0	8-8.0
at James Madison	11/26/14	*	34	6-19	.316	1-7	.143	2-5	.400	3-5-8	4.8	3-0	4	3	1	3	15-9.8
CAMPBELL	11/30/14	*	22	2-6	.333	0-2	.000	3-3	1.000	0-2-2	4.2	0-0	1	1	0	2	7-9.2
at Colgate	12/3/14	*	38	9-13	.692	0-1	.000	3-3	1.000	0-4-4	4.2	3-0	2	3	0	3	21-11.2
HOLY CROSS	12/6/14	*	34	7-12	.583	2-3	.667	9-10	.900	0-9-9	4.9	2-0	3	3	0	1	25-13.1
at Lafayette	12/8/14	*	38	5-10	.500	2-5	.400	2-2	1.000	0-4-4	4.8	0-0	3	1	0	0	14-13.3
MITCHELL	12/14/14	*	21	6-7	.857	1-1	1.000	2-3	.667	0-1-1	4.3	1-0	4	1	0	2	15-13.4
NEW HAMPSHIRE	12/20/14	*	34	10-11	.909	2-3	.667	3-4	.750	0-4-4	4.3	1-0	1	0	0	2	25-14.6
at Rutgers	12/23/14	*	30	4-10	.400	1-4	.250	3-5	.600	0-3-3	4.2	0-0	2	5	0	0	12-14.4
at Brown	12/28/14	*	30	9-15	.600	3-5	.600	2-3	.667	0-5-5	4.3	5-1	4	2	2	3	23-15.1
YALE	12/30/14	*	28	1-8	.125	0-3	.000	0-0	.000	0-3-3	4.2	1-0	4	2	0	1	2-14.1
ST. FRANCIS BROOKLYN	1/3/15	*	34	5-10	.500	1-3	.333	2-5	.400	1-1-2	4.0	1-0	1	1	0	3	13-14.0
CENTRAL CONN	1/5/15	*	34	5-13	.385	2-5	.400	4-4	1.000	0-7-7	4.2	3-0	4	2	0	0	16-14.1
LIU BROOKLYN	1/8/15	*	43	7-17	.412	0-4	.000	2-2	1.000	3-2-5	4.3	4-0	2	1	0	3	16-14.3
SAINT FRANCIS	1/10/15	*	34	3-14	.214	1-4	.250	5-6	.833	1-6-7	4.4	3-0	1	1	0	1	12-14.1
at Saint Francis	1/16/15	*	37	5-14	.357	2-7	.286	1-2	.500	0-4-4	4.4	3-0	1	3	0	0	13-14.1
at Robert Morris	1/18/15	*	23	4-7	.571	0-2	.000	1-1	1.000	0-1-1	4.2	1-0	2	1	0	0	9-13.8
FAIRLEIGH DICKINSON	1/22/15	*	34	4-11	.364	1-2	.500	4-6	.667	2-4-6	4.3	3-0	3	7	0	0	13-13.8
at Bryant	1/24/15	*	29	7-10	.700	3-4	.750	1-1	1.000	1-3-4	4.3	2-0	1	0	1	0	18-14.0
at Wagner	1/29/15	*	31	5-13	.385	1-4	.250	1-2	.500	0-4-4	4.3	4-0	3	2	0	0	12-13.9
MOUNT ST. MARY'S	1/31/15	*	27	2-10	.200	0-1	.000	4-8	.500	0-4-4	4.3	3-0	1	6	0	0	8-13.6
WAGNER	2/5/15	*	35	5-12	.417	2-4	.500	4-4	1.000	1-1-2	4.2	2-0	3	2	0	1	16-13.7
BRYANT	2/7/15	*	40	4-13	.308	2-7	.286	7-8	.875	0-3-3	4.1	0-0	4	1	0	1	17-13.8
at Mount St. Mary's	2/12/15	*	20	2-9	.222	1-4	.250	0-1	.000	0-3-3	4.1	3-0	1	5	0	0	5-13.5
at St. Francis Brooklyn	2/14/15	*	31	3-8	.375	2-4	.500	4-4	1.000	0-1-1	4.0	3-0	2	1	0	0	12-13.4
ROBERT MORRIS	2/19/15	*	31	4-9	.444	3-6	.500	5-6	.833	0-1-1	3.9	2-0	5	1	0	8	16-13.5
at Central Conn	2/21/15	*	36	6-14	.429	3-7	.429	2-4	.500	1-3-4	3.9	2-0	3	1	1	1	17-13.7
at Fairleigh Dickinson	2/26/15	*	28	10-17	.588	2-4	.500	1-3	.333	0-7-7	4.0	1-0	1	4	0	0	23-14.0
at Bryant	3/4/15	*	44	9-18	.500	3-10	.300	2-2	1.000	1-2-3	3.9	1-0	4	1	0	1	23-14.3
Totals			30	984	158-358	.441	42-128	.328	84-113	.743	15-107-122	3.9	62-1	77	71	6	33 442-14.3





# #20 MAMOUDOU DIARRA

FORWARD • 6-9 • 215 • FRESHMAN • HS • BAMAKO, MALI (22 FEET ACADEMY [S.C.] )

**2017-18 Season (Freshman):** Posted nine points and six rebounds in 12 minutes against Western Carolina (11/13/17).

**Prior to Cincinnati:** Helped 22 Feet Academy to a 29-9 record in 2016-17 while earning First Team All-Grind Session accolades and averaging 18.5 points, 10.2 rebounds and 3.2 blocks ... honored as one of 30 campers from 23 countries invited to participate in the NBA's Basketball Without Borders Camp surrounding the 2015 NBA All-Star Game.

**Personal:** Born Oct. 4, 1997 in Bamako, Mali ... son of Mastan Bah and Salifou Diarra ... has one sister, Kadidia ... his aunt Marietou Diarra played professional basketball in France ... right-handed ... named pronounced as "MAMA-doo DEE-are-eh."

## SEASON & CAREER STATISTICS

### 2017-18 SEASON

		CAREER
9 vs. Western Carolina, 11/13/17	Pts	9 vs. Western Carolina, 11/13/17
6 vs. Western Carolina, 11/13/17	FG Atts	6 vs. Western Carolina, 11/13/17
3 vs. Western Carolina, 11/13/17	FG Made	3 vs. Western Carolina, 11/13/17
2 vs. Coppin State, 11/16/17	3PT-FG Atts	2 vs. Coppin State, 11/16/17
1 vs. Coppin State, 11/16/17	3PT-FG Made	1 vs. Coppin State, 11/16/17
4 vs. Western Carolina, 11/13/17	FT Atts	4 vs. Western Carolina, 11/13/17
3 vs. Western Carolina, 11/13/17	FT Made	3 vs. Western Carolina, 11/13/17
6 vs. Western Carolina, 11/13/17	Rebs	6 vs. Western Carolina, 11/13/17
1, 2x (last vs. UA-Pine Bluff, 12/19/17)	Assts	1, 2x (last vs. UA-Pine Bluff, 12/19/17)
0	Stls	0
2 vs. Alabama State, 11/27/17	Blks	2 vs. Alabama State, 11/27/17
12, 2x (last vs. UA-Pine Bluff, 12/19/17)	Mins	12, 2x (last vs. UA-Pine Bluff, 12/19/17)

## MISCELLANEOUS STATISTICS

CATEGORY	2017-18	CAREER
Double-Figure Scoring Games	0	0
Double-Figure Rebounding Games	0	0
Double-Double Games	0	0
20-Point Scoring Games	0	0
Games Led UC in Scoring	0	0
Games Led UC in Rebounding	0	0
Games Led UC in Assists	0	0
Games With 3+ Assists	0	0
Games With 3+ Blocks	0	0
Games With 3+ Steals	0	0
Games With 3+ Three-Pointers	0	0

## GAME-BY-GAME STATISTICS

### 2017-18 (FRESHMAN SEASON)

Opponent	Date	gs	min	Total		3-Pointers		Free throws		Rebounds				pf	a	to	blk	stl	pts	avg
				fg-fga	pct	3fg-fga	pct	ft-fa	pct	off	def	tot	avg							
SAVANNAH STATE	11/10/17	0	0	0-0	.000	0-0	.000	0-0	.000	0	0	0	0.0	0	0	0	0	0	0	0.0
WESTERN CAROLINA	11/13/17	12	3-6	.500	0-0	.000	3-4	.750	2	4	6	3.0	1	0	0	1	0	9	4.5	
COPPIN STATE	11/16/17	9	1-5	.200	1-2	.500	2-2	1.000	1	2	3	3.0	0	1	1	1	1	0	5	4.7
ALABAMA STATE	11/27/17	8	1-4	.250	0-0	.000	0-0	.000	1	1	2	2.8	1	0	0	2	1	2	4.0	
MISSISSIPPI ST.	12/12/17	1	0-0	.000	0-0	.000	0-0	.000	0	0	0	2.2	0	0	0	0	0	0	3.2	
UA-PINE BLUFF	12/19/17	12	1-3	.333	0-0	.000	0-0	.000	1	0	1	2.0	1	1	2	1	0	2	3.0	
MEMPHIS	12/31/17	4	1-2	.500	0-0	.000	0-0	.000	0	1	1	1.9	0	0	0	0	0	2	2.9	
Totals		0	46	7-20	.350	1-2	.500	5-6	.833	5	8	13	1.9	3	2	4	5	1	20	2.9

## CAREER STATISTICS

			Total		3-Point		F-Throws		Rebounds											Scoring	
Season	gp-gs	min/avg	fg-fga	pct	fg-fga	pct	ft-fa	pct	off	def	tot	avg	pf	fo	ast	to	blk	stl	pts	avg	
2017-18	7-0	46/6.6	7-20	.350	1-2	.500	5-6	.833	5	8	13	1.9	3	0	2	4	5	1	20	2.9	
TOTAL	7-0	46/6.6	7-20	.350	1-2	.500	5-6	.833	5	8	13	1.9	3	0	2	4	5	1	20	2.9	



# #22 ELIEL NSOSEME

FORWARD/CENTER • 6-9 • 220 • FRESHMAN • HS • KINSASHA, CONGO (RISE CENTRE ACADEMY [ONTARIO])

**2017-18 Season (Freshman):** Matched his season-high, playing 13 minutes against Wichita State (2/18) ... scored four points with a rebound and an assist in 11 minutes at SMU (2/11) ... tallied four points and five rebounds in 11 minutes against Temple (1/24) ... pulled down five rebounds and blocked three shots with a basket in four minutes against ECU (1/20) ... posted five points with four rebounds in nine minutes vs. Memphis (12/31) ... recorded a season-best four blocks in eight minutes at Xavier (12/2) ... pulled down eight rebounds in 13 minutes against Savannah State (11/10).

**Prior to Cincinnati:** Averaged 14 points, 13 rebounds and 6.5 blocks while earning team most valuable player honors at The RISA Centre Academy in Brantford, Ontario, Canada ... named a 2016 Adidas Nation All-Star for team Canada ... earned most valuable player honors at the 2016 Pinky Lewis Invitational ... produced six triple-doubles (points, rebounds, blocks) while averaging 14 points, 11 rebounds and six blocks per game during the 2015-16 season at Clarkson Academy in Mississauga, Ontario, Canada.

**Personal:** Born June 18, 1997 in Kinshasa, the Democratic Republic of Congo ... son of Nicole and Jean Nsoseme ... has four sisters, Grace, Dora, Mirielle, Miriette, and a brother, David ... left-handed ... named pronounced as "A-lee-el SO-sem-A."

## SEASON & CAREER STATISTICS

2017-18 SEASON		CAREER
4, 2x (last at SMU, 2/11/18)	Pts	4, 2x (last at SMU, 2/11/18)
3, 2x (last at SMU, 2/11/18)	FG Atts	3, 2x (last at SMU, 2/11/18)
2, 2x (last at SMU, 2/11/18)	FG Made	2, 2x (last at SMU, 2/11/18)
0	3PT-FG Atts	0
0	3PT-FG Made	0
5 vs. Savannah State, 11/10/17	FT Atts	5 vs. Savannah State, 11/10/17
1, 4x (last vs. UCF, 2/6/18)	FT Made	1, 4x (last vs. UCF, 2/6/18)
8 vs. Savannah State, 11/10/17	Rebs	8 vs. Savannah State, 11/10/17
2 vs. Coppin State, 11/16/17	Assts	2 vs. Coppin State, 11/16/17
1, 2x at UCLA, 12/16/17	Stls	1, 2x at UCLA, 12/16/17
4 at Xavier, 12/2/17	Blks	4 at Xavier, 12/2/17
13, 3x (last vs. Wichita State, 2/18/18)	Mins	13, 3x (last vs. Wichita State, 2/18/18)

## MISCELLANEOUS STATISTICS

CATEGORY	2017-18	CAREER
Double-Figure Scoring Games	0	0
Double-Figure Rebounding Games	0	0
Double-Double Games	0	0
20-Point Scoring Games	0	0
Games Led UC in Scoring	0	0
Games Led UC in Rebounding	0	0
Games Led UC in Assists	0	0
Games With 3+ Assists	0	0
Games With 3+ Blocks	2	2
Games With 3+ Steals	0	0
Games With 3+ Three-Pointers	0	0


## GAME-BY-GAME STATISTICS

### 2017-18 (FRESHMAN SEASON)

Opponent	Date	gs	min	Total		3-Pointers		Free throws		Rebounds		pf	a	t/o	blk	stl	pts	avg	
				fg-fga	pct	3fg-fga	pct	ft-fa	pct	off	def								tot
SAVANNAH STATE	11/10/17	13	1-3	.333	0-0	.000	1-5	.200	4	4	8	2	0	2	1	0	3	3.0	
COPPIN STATE	11/16/17	13	1-1	1.000	0-0	.000	0-1	.000	1	4	5	6.5	3	2	1	0	2	2.5	
vs Buffalo	11/20/17	0	0-0	.000	0-0	.000	0-0	.000	0	0	0	4.3	0	0	1	0	0	1.7	
vs Richmond	11/21/17	7	0-0	.000	0-0	.000	0-1	.000	0	1	1	3.5	1	0	0	0	0	1.3	
vs Wyoming	11/22/17	2	0-0	.000	0-0	.000	1-2	.500	0	0	0	2.8	0	0	0	0	0	1.2	
ALABAMA STATE	11/27/17	8	0-0	.000	0-0	.000	0-1	.000	2	2	4	3.0	1	0	1	0	0	1.0	
at Xavier	12/02/17	8	0-0	.000	0-0	.000	0-0	.000	0	3	3	3.0	2	1	0	4	1	0.9	
vs Florida	12/09/17	1	0-0	.000	0-0	.000	0-0	.000	0	0	0	2.6	1	0	1	0	0	0.8	
at UCLA	12/16/17	6	0-0	.000	0-0	.000	0-0	.000	0	1	1	2.4	0	0	0	0	1	0.7	
UA-PINE BLUFF	12/19/17	7	0-0	.000	0-0	.000	0-0	.000	0	1	1	2.3	0	1	1	0	0	0.6	
CLEVELAND STATE	12/21/17	2	0-0	.000	0-0	.000	0-0	.000	0	1	1	2.2	0	0	0	0	0	0.5	
MEMPHIS	12/31/17	9	2-5	.400	0-0	.000	1-3	.333	1	3	4	2.3	1	0	0	0	5	0.9	
at Temple	01/04/18	2	0-0	.000	0-0	.000	0-0	.000	0	1	1	2.2	0	0	0	0	0	0.8	
SMU	01/07/18	4	0-0	.000	0-0	.000	0-0	.000	0	0	0	2.1	0	0	0	0	0	0.8	
at USF	1/13/18	1	0-0	.000	0-0	.000	0-0	.000	0	0	0	1.9	0	0	0	0	0	0.7	
ECU	01/20/18	4	1-2	.500	0-0	.000	0-1	.000	3	2	5	2.1	0	0	1	3	2	0.8	
TEMPLE	01/24/18	11	2-2	1.000	0-0	.000	0-1	.000	3	2	5	2.3	1	0	0	0	4	1.0	
at Memphis	1/27/18	1	0-0	.000	0-0	.000	0-0	.000	0	0	0	2.2	1	0	0	0	0	0.9	
UCF	02/06/18	12	1-2	.500	0-0	.000	1-2	.500	2	2	4	2.3	4	0	1	0	3	1.1	
at SMU	02/11/18	11	2-3	.667	0-0	.000	0-1	.000	1	0	1	2.2	1	1	1	0	4	1.2	
at Houston	2/15/18	2	0-0	.000	0-0	.000	0-0	.000	0	0	0	2.1	0	0	0	0	0	1.1	
WICHITA STATE	02/18/18	13	0-0	.000	0-0	.000	0-0	.000	0	0	0	2.0	2	0	1	0	0	1.1	
UCONN	02/22/18	9	1-2	.500	0-0	.000	0-2	.000	1	0	1	2.0	0	0	0	1	2	1.1	
TULSA	02/25/18	1	0-0	.000	0-0	.000	0-0	.000	0	0	0	1.9	0	0	0	0	0	1.1	
at Tulane	03/01/18	5	0-0	.000	0-0	.000	0-0	.000	0	0	0	1.8	2	0	1	1	0	1.0	
at Wichita State	03/04/18	3	0-1	.000	0-0	.000	0-0	.000	1	1	2	1.8	1	0	0	0	0	1.0	
vs SMU	03/09/18	1	0-0	.000	0-0	.000	0-0	.000	0	0	0	1.7	0	0	0	1	0	1.0	
vs Memphis	3-10-18	3	0-0	.000	0-0	.000	0-0	.000	0	0	0	1.7	0	0	0	0	0	0.9	
Totals		0	159	11-21	.524	0-0	.000	4-20	.200	19	28	47	17	23	5	11	3	26	0.9

## CAREER STATISTICS

			Total		3-Point		F-Throws		Rebounds										Scoring	
Season	gp-gs	min/avg	fg-fga	pct	fg-fga	pct	ft-fa	pct	off	def	tot	avg	pf	fo	ast	to	blk	stl	pts	avg
2017-18	28-0	159/5.7	11-21	.524	0-0	.000	4-20	.200	19	28	47	1.7	23	0	5	11	11	3	26	0.9
TOTAL	28-0	159/5.7	11-21	.524	0-0	.000	4-20	.200	19	28	47	1.7	23	0	5	11	11	3	26	0.9



# #24 KYLE WASHINGTON

FORWARD • 6-9 • 230 • SENIOR • 1L • CHAMPLIN, MINN. (NC STATE)

## CONFERENCE AWARDS

- » Honorable Mention All-Conference (2017-18)
- » All Tournament Team (2017-18)
- » Second Team (2016-17)
- » Player of the Week (12/5/16)
- » Weekly Honor Roll (7x: 2/12/18, 2/13/17, 2/6/17, 1/16/17, 1/9/17, 11/28/16 & 11/21/16)

## OTHER AWARDS

- » Lute Olson Award National Player of the Week (12/18/17)
- » Naismith Memorial Hall of Fame Tip-Off All-Tournament Team (2016)

## MOMENTS

- » Hit a game-tying three-pointer with 57.4 seconds left against Houston (3/11/18) in the American Championship title game
- » Scored a career-high 27 points on 11-of-18 shooting with a trio of threes & eight rebounds vs. UConn (2/4/17)
- » Posted 24 points on 11-of-13 shooting with six rebounds and three blocks vs. Bowling Green (12/4/16)
- » Posted 23 points on 8-of-15 shooting with 10 rebounds and four blocks against No. 21 Rhode Island (11/19/16)
- » Pulled down a career-high 17 rebounds vs. Penn State (11/20/16), most by a Bearcat since Cedric McGowan grabbed 20 rebounds vs. DePaul in 2006

**2017-18 Season (Senior):** Scored 10 points, including the game-tying three-pointer with 57.4 seconds left against Houston (3/11) in the title game of the American Championship ... produced 15 points on 7-of-13 shooting against SMU (3/9) in the quarterfinals of the American Championship ... tallied 11 points with seven rebounds at No. 11 Wichita State (3/4) ... scored a game-high 16 points on 7-of-12 shooting with seven rebounds and two blocks at Tulane (3/1) ... registered a team-high 17 points on 8-of-12 shooting with a team-high eight rebounds and two blocks at SMU (2/11) ... posted a double-double with 13 points and a game-high 11 rebounds while shooting 6-of-10 from the floor at UConn (2/3) ... tallied 19 points on 6-of-8 shooting with a trio of threes, five rebounds and three blocks against Houston (1/31) ... pulled down a game-high 10 rebounds at Memphis (1/27) ... tallied 13 points with nine rebounds in 23 minutes against Temple (1/24) ... scored 17 points on 7-of-12 shooting and matched his season high with three blocks against ECU (1/20) ... produced 14 points and six rebounds, going a career-best 8-of-8 from the free throw line at USF (1/13) ... scored 13 of his game-high 18 points in the second half helping UC to a 55-53 comeback win at Temple (1/4) ... registered 14 points with a game-high nine rebounds against Cleveland State (12/21) ... posted a season-high 19 points on 7-of-11 shooting while matching a career-high with four steals at UCLA (12/16) ... poured in 16 points on 8-of-15 shooting with five rebounds against Mississippi State (12/12) ... registered his first double-double of the season with 16 points and a game-high 11 rebounds against Wyoming (11/22) ... posted 14 points with seven rebounds and two blocks against Western Carolina (11/13).

**2016-17 Season (Junior):** Started 35 of 36 games played, averaging 12.9 points, 6.8 rebounds and 1.2 blocks while shooting 51.0 percent (184 of 361) from the field in 24.7 minutes ... named second team all-conference ... tabbed The American's Player of the Week (12/5) and The American's Weekly Honor Roll six times (11/21, 11/28, 1/9, 1/16, 2/6, 2/13) ... ranked among the conference leaders in field goal percentage (fifth at .510), double-doubles (tied for sixth with seven), blocks (tied for ninth at 1.2), rebounds (14th at 6.8) and points (17th at 12.9) ... registered four 20-point games ... led the team in double-figure games 24 times, scoring 13 times and rebounding 11 times ... named to the Naismith Memorial Hall of Fame Tip-Off All-Tournament Team after averaging a combined 19.5 points, 13.5 rebounds and 2.5 blocks against No. 21 Rhode Island (11/19) and Penn State (11/20) ... scored a career-high 27 points on 11-of-18 shooting with a trio of threes and eight rebounds vs. UConn (2/4) ... pulled down a career-high 17 rebounds against Penn State (11/20), the most by a Bearcat since Cedric McGowan grabbed 20 rebounds vs. DePaul in 2006 ... posted 24 points on 11-of-13 shooting with six rebounds and three blocks against Bowling Green (12/4) ... recorded 12 points, eight rebounds and four blocks against No. 24 Xavier (1/26).

**2015-16 Season (Junior):** Sat out the 2015-16 season due to NCAA transfer rules.

**Prior to Cincinnati:** Started 18 of 34 games as a sophomore at NC State in 2014-15, averaging 6.8 points and 4.1 rebounds in 17.8 minutes ... reached double figures in scoring in nine games, including six matchups against teams that participated in the NCAA Tournament ... scored a season-high 17 points twice, at Purdue (12/2/14) and against North Carolina (1/14/15) ... started 25 of 36 games as a freshman for the Wolfpack during the 2013-14 campaign, averaging 4.2 points and 4.0 rebounds in 19.9 minutes ... posted a double-double with a season-high 14 points and 10 rebounds at No. 1 Syracuse (2/15/14) ... pulled down seven rebounds and blocked four shots against North Carolina (2/26/14) ... ranked in the top 100 nationally by Rivals.com (93) and ESPN.com (97) ... averaged 12 points and 10 rebounds at Brewster Academy (New Hampshire) during the 2012-13 season ... helped lead the Bobcats to a 32-6 record and the 2013 NEPSAC championship ... averaged 15 points and 10 rebounds at The Hotchkiss School (Connecticut) during the 2011-12 season ... earned three varsity letters at Benilde-St. Margaret's School (Minnesota) from 2009-11.

**Personal:** Born Aug. 18, 1993 ... Son of Tami Hill-Washington and Curtis Washington ... has one brother, Tyler ... left-handed.



## 2017-18 ALL-CONFERENCE HONORABLE MENTION

## SEASON & CAREER STATISTICS

2017-18 SEASON		CAREER (• SET AT NC STATE)
19 at UCLA, 12/16/17	Pts	27 vs. UConn, 2/4/17
15, 2x (last at Wichita State, 3/4/18)	FG Atts	18 vs. UConn, 2/4/17
8, 3x (last at SMU, 2/11/18)	FG Made	11, 2x (last vs. UConn, 2/4/17)
4 at Tulane, 3/1/18	3PT-FG Atts	5, 2x (last vs. UCF, 2/8/17)
3 vs. Houston, 1/31/18	3PT-FG Made	3, 2x (last vs. Houston, 1/31/18)
6, 2x (last at UCLA, 12/16/17)	FT Atts	14 vs. Xavier, 1/26/17
6 vs. Buffalo, 11/20/17	FT Made	7 vs. Miami, 3/13/14*
11, 2x (last at UConn, 2/3/18)	Rebs	17 vs. Penn State, 11/20/16
1, 9x (last at UConn, 2/3/18)	Assts	5, 2x (last at SMU, 2/12/17)
4 at UCLA, 12/16/17	Stls	4, 2x (last at UCLA, 12/16/17)
3, 2x (last vs. UConn, 2/22/18)	Blks	4, 6x (last vs. Xavier, 1/26/17)
31 vs. Mississippi State, 12/12/17	Mins	38 at SMU, 2/12/17

## MISCELLANEOUS STATISTICS

CATEGORY	2014-15*	2015-16*	2016-17	2017-18	CAREER
Double-Figure Scoring Games	4	9	23	22	58
Double-Figure Rebounding Games	3	2	7	3	15
Double-Double Games	1	2	7	2	12
20-Point Scoring Games	0	0	4	0	4
Games Led Team in Scoring	0	2	13	7	22
Games Led Team in Rebounding	4	9	11	7	31
Games Led Team in Assists	0	0	1	0	1
Games With 3+ Assists	0	1	2	0	3
Games With 3+ Blocks	2	5	6	5	18
Games With 3+ Steals	0	0	1	1	2
Games With 3+ Three-Pointers	0	0	1	1	2

\*-Statistics from playing career at NC State

## CAREER STATISTICS

Season	gp-gs	min/avg	Total		3-Point		F-Throws		Rebounds				Scoring							
			fg-fga	pct	fg-fga	pct	ft-fa	pct	off	def	tot	avg	pf	fo	ast	to	blk	stl	pts	avg
2013-14*	36-25	718/19.9	73-168	.435	0-2	.000	27-48	.563	29	110	139	3.9	77	1	16	35	21	6	173	4.8
2014-15*	34-18	604/17.8	98-210	.467	7-13	.538	28-39	.718	40	99	139	4.1	71	0	15	32	37	7	231	6.8
2016-17	36-35	889/24.7	184-361	.510	15-42	.357	81-114	.711	78	165	243	6.8	91	2	31	53	42	13	464	12.9
2017-18	34-32	783/23.0	154-301	.512	19-52	.365	57-77	.740	55	127	182	5.4	63	0	11	44	46	9	384	11.3
TOTAL	70-67	1672/23.9	338-662	.511	34-94	.362	138-191	.723	133	292	425	6.1	154	2	42	97	88	22	848	12.1
All*	140-110	2994/21.4	509-1040	.489	41-109	.376	193-278	.694	202	501	703	5.0	302	3	73	164	146	35	1252	8.9



# #24 KYLE WASHINGTON

FORWARD • 6-9 • 230 • SENIOR • 1L • CHAMPLIN, MINN. (NC STATE)

## GAME-BY-GAME STATISTICS


### 2017-18 (SENIOR SEASON AT CINCINNATI)

Opponent	Date	gs	min	Total		3-Pointers		Free throws		Rebounds			pf	a	t/o	blk	stl	pts	avg		
				fg-fga	pct	3fg-fga	pct	ft-fa	pct	off	def	tot									
SAVANNAH STATE	11/10/17	*	16	2-3	.667	0-0	.000	1-1	1.000	0	4	4	4.0	3	0	2	0	5	5.0		
WESTERN CAROLINA	11/13/17		18	4-7	.571	1-1	1.000	5-5	1.000	1	6	7	5.5	2	0	3	2	0	14	9.5	
COPPIN STATE	11/16/17	*	20	5-11	.455	0-1	.000	1-4	.250	1	5	6	5.7	1	1	0	2	0	11	10.0	
vs Buffalo	11/20/17	*	24	3-8	.375	1-1	1.000	6-6	1.000	3	1	4	5.3	2	0	0	0	0	13	10.8	
vs Richmond	11/21/17		18	2-2	1.000	0-0	.000	2-2	1.000	1	1	2	4.6	2	1	2	0	1	6	9.8	
vs Wyoming	11/22/17	*	29	8-12	.667	0-0	.000	0-1	.000	4	7	11	5.7	3	1	1	2	0	16	10.8	
ALABAMA STATE	11/27/17	*	13	4-5	.800	0-0	.000	0-0	.000	2	3	5	5.6	0	0	0	0	0	8	10.4	
at Xavier	12/02/17	*	14	0-4	.000	0-1	.000	0-0	.000	0	2	2	5.1	1	0	0	1	0	0	9.1	
vs Florida	12/09/17	*	23	4-8	.500	1-1	1.000	2-2	1.000	0	4	4	5.0	3	0	4	1	1	11	9.3	
MISSISSIPPI ST.	12/12/17	*	31	8-15	.533	0-1	.000	0-0	.000	0	5	5	5.0	1	1	1	1	0	16	10.0	
at UCLA	12/16/17	*	29	7-11	.636	1-2	.500	4-6	.667	0	4	4	4.9	2	1	2	2	4	19	10.8	
UA-PINE BLUFF	12/19/17	*	17	2-6	.333	0-0	.000	1-4	.250	0	2	2	4.7	0	0	1	0	1	5	10.3	
CLEVELAND STATE	12/21/17	*	25	6-7	.857	0-1	.000	2-5	.400	4	5	9	5.0	2	0	1	0	0	14	10.6	
MEMPHIS	12/31/17	*	14	2-6	.333	0-0	.000	2-3	.667	1	1	2	4.8	3	0	0	2	0	6	10.3	
at Temple	01/04/18	*	22	8-14	.571	2-3	.667	0-0	.000	3	3	6	4.9	4	1	0	1	0	18	10.8	
SMU	01/07/18	*	28	4-12	.333	1-4	.250	0-0	.000	2	6	8	5.1	3	0	2	1	0	9	10.7	
at USF	1/13/18	*	30	3-7	.429	0-1	.000	8-8	1.000	3	3	6	5.1	3	0	2	3	0	14	10.9	
at UCF	1/16/18	*	24	3-7	.429	1-3	.333	0-0	.000	1	3	4	5.1	2	0	0	1	0	7	10.7	
ECU	01/20/18	*	25	7-12	.583	0-0	.000	3-3	1.000	3	0	3	4.9	0	1	1	3	0	17	11.0	
TEMPLE	01/24/18	*	23	5-12	.417	1-2	.500	2-2	1.000	2	7	9	5.2	1	0	1	1	0	13	11.1	
at Memphis	1/27/18	*	35	2-9	.222	0-2	.000	0-1	.000	1	9	10	5.4	4	1	5	2	4	4	10.8	
HOUSTON	01/31/18	*	26	6-8	.750	3-4	.750	4-6	.667	0	5	5	5.4	2	0	0	3	0	19	11.1	
at UCONN	2/3/18	*	29	6-10	.600	1-2	.500	0-0	.000	4	7	11	5.6	1	1	1	1	0	13	11.2	
UCF	02/06/18	*	17	6-9	.667	1-3	.333	0-0	.000	2	1	3	5.5	3	0	1	3	1	13	11.3	
at SMU	02/11/18	*	18	8-12	.667	0-1	.000	1-1	1.000	1	7	8	5.6	1	0	1	2	0	17	11.5	
at Houston	2/15/18	*	28	4-9	.444	0-1	.000	2-3	.667	1	3	4	5.5	2	0	4	1	0	10	11.5	
WICHITA STATE	02/18/18	*	17	3-5	.600	0-1	.000	0-1	.000	0	2	2	5.4	2	0	1	2	0	6	11.3	
UCONN	02/22/18	*	19	3-9	.333	1-1	1.000	2-2	1.000	1	2	3	5.3	2	0	1	3	0	9	11.2	
TULSA	02/25/18	*	23	4-7	.571	0-0	.000	0-0	.000	0	4	4	5.3	2	0	1	0	0	8	11.1	
at Tulane	03/01/18	*	26	7-12	.583	1-4	.250	1-1	1.000	4	3	7	5.3	0	0	1	2	1	16	11.2	
at Wichita State	03/04/18	*	29	4-15	.267	1-6	.167	2-3	.667	3	4	7	5.4	3	0	0	1	0	11	11.2	
vs SMU	03/09/18	*	27	7-13	.538	0-0	.000	1-2	.500	3	4	7	5.4	0	1	4	1	0	15	11.3	
vs Memphis	3-10-18	*	21	3-8	.375	0-2	.000	5-5	1.000	2	1	3	5.4	3	1	0	1	0	11	11.3	
vs Houston	3-11-18	*	25	4-6	.667	2-3	.667	0-0	.000	2	3	5	5.4	0	0	1	1	0	10	11.3	
Totals			32	783	154-301	.512	19-52	.365	57-77	.740	55	127	182	5.4	63	11	44	46	9	384	11.3

### 2016-17 (JUNIOR SEASON AT CINCINNATI)

Opponent	Date	gs	min	Total		3-Pointers		Free throws		Rebounds			pf	a	t/o	blk	stl	pts	avg		
				fg-fg	pct	3fg-3fg	pct	ft-ft	pct	off	def	tot								avg	
BROWN	11/11/16	*	25	6-11	.545	0-2	.000	4-4	1.000	4	8	12	12.0	1	5	3	2	0	16	16.0	
ALBANY	11/14/16	*	20	6-8	.750	0-0	.000	1-5	.200	2	1	3	7.5	3	0	0	0	0	13	14.5	
vs Rhode Island	11/19/16	*	37	8-15	.533	2-3	.667	5-6	.833	3	7	10	8.3	3	0	2	4	1	23	17.3	
vs Penn State	11/20/16	*	34	7-16	.438	0-0	.000	2-2	1.000	3	14	17	10.5	3	2	4	1	0	16	17.0	
SAMFORD	11/23/16	*	22	8-11	.727	0-0	.000	2-2	1.000	5	7	12	10.8	4	1	1	3	0	18	17.2	
LIPSCOMB	11/26/16	*	23	6-9	.667	0-0	.000	3-5	.600	1	1	2	9.3	3	2	1	1	1	15	16.8	
at Iowa State	12-01-16	*	31	6-15	.400	1-3	.333	0-1	.000	4	6	10	9.4	3	1	1	1	0	13	16.3	
BOWLING GREEN	12/04/16	*	23	11-13	.846	0-0	.000	2-2	1.000	1	5	6	9.0	2	0	1	3	0	24	17.3	
at Butler	12/10/16	*	19	2-8	.250	2-4	.500	1-2	.500	0	0	0	8.0	5	0	1	0	0	7	16.1	
TEXAS SOUTHERN	12/13/16	*	18	4-8	.500	0-0	.000	0-2	.000	1	8	9	8.1	0	1	0	1	1	8	15.3	
FAIRLEIGH DICKINSON	12/17/16	*	21	6-7	.857	0-0	.000	0-0	.000	2	6	8	8.1	0	0	5	0	0	12	15.0	
MARSHALL	12/22/16	*	14	4-9	.444	0-0	.000	0-0	.000	3	2	5	7.8	1	0	2	1	0	8	14.4	
at Temple	12/28/16	*	18	2-9	.222	1-3	.333	1-2	.500	3	4	7	7.8	1	0	1	1	0	6	13.8	
TULANE	01/01/17	*	23	3-5	.600	0-0	.000	3-3	1.000	0	3	3	7.4	1	4	1	1	2	9	13.4	
at Houston	1/7/17	*	34	8-17	.471	1-3	.333	2-4	.500	2	7	9	7.5	3	0	2	2	1	19	13.8	
SMU	01/12/17	*	28	5-7	.714	1-1	1.000	0-0	.000	1	4	5	7.4	2	3	2	3	0	11	13.6	
at East Carolina	01/15/17	*	26	6-15	.400	0-0	.000	4-4	1.000	3	8	11	7.6	1	0	1	3	0	16	13.8	
TEMPLE	01/18/17	*	22	7-14	.500	0-0	.000	2-2	1.000	3	1	4	7.4	1	0	2	1	0	16	13.9	
at Tulane	01/21/17	*	9	2-3	.667	0-0	.000	0-0	.000	1	0	1	7.1	5	1	1	1	0	4	13.4	
XAVIER	01/26/17	*	28	4-8	.500	0-0	.000	4-14	.286	3	5	8	7.1	3	1	2	4	0	12	13.3	
USF	01/29/17	*	17	5-7	.714	0-0	.000	3-4	.750	1	2	3	6.9	1	0	1	1	0	13	13.3	
at Tulsa	02/01/17	*	23	3-7	.429	0-0	.000	4-4	1.000	2	6	8	7.0	4	1	3	0	0	10	13.1	
UCONN	02/04/17	*	30	11-18	.611	3-5	.600	2-2	1.000	0	8	8	7.0	4	2	3	0	0	27	13.7	
UCF	02/08/17	*	33	6-13	.462	2-5	.400	0-0	.000	4	7	11	7.2	2	1	1	2	4	14	13.8	
at SMU	02/12/17	*	38	4-11	.364	1-4	.250	2-3	.667	3	3	6	7.1	4	0	2	2	1	11	13.6	
at USF	02/15/17	*	26	4-11	.364	0-0	.000	5-6	.833	6	3	9	7.2	1	1	0	2	0	13	13.6	
TULSA	02/18/17	*	31	7-9	.778	0-0	.000	4-7	.571	1	5	6	7.1	3	1	1	2	1	18	13.8	
MEMPHIS	02/23/17	*	25	5-7	.714	0-0	.000	6-6	1.000	1	5	6	7.1	4	0	1	0	0	16	13.9	
at UCF	2/26/17	*	30	3-15	.200	1-2	.500	0-0	.000	2	7	9	7.2	2	0	1	0	0	7	13.6	
HOUSTON	03/02/17	*	27	3-11	.273	0-1	.000	3-3	1.000	4	3	7	7.2	3	1	3	0	0	9	13.5	
at UConn	3/5/17	*	21	2-6	.333	0-1	.000	3-4	.750	2	4	6	7.1	4	2	1	0	1	7	13.3	
vs Tulsa	3/10/17	*	24	8-10	.800	0-0	.000	5-5	1.000	2	4	6	7.1	2	0	0	0	0	21	13.5	
at UConn	3/11/17	*	15	0-5	.000	0-1	.000	0-0	.000	0	1	1	6.9	4	0	0	0	0	0	13.1	
vs SMU	3/12/17	*	24	5-7	.714	0-1	.000	2-2	1.000	3	2	5	6.9	4	0	1	0	0	12	13.1	
vs Kansas State	03/17/17	*	21	5-6	.833	0-0	.000	6-8	.750	1	3	4	6.8	2	1	1	0	0	16	13.1	
vs UCLA	03/19/17	*	29	2-10	.200	0-3	.000	0-0	.000	1	5	6	6.8	2	0	1	0	0	4	12.9	
Totals			35	889	184-361	.510	15-42	337	81-114	.711	78	165	243	6.8	91	31	53	42	13	464	12.9





# #31 SAM MARTIN

GUARD • 5-10 • 160 • FRESHMAN • HS • CINCINNATI, OHIO (SUMMIT COUNTRY DAY)

**2017-18 Season (Freshman):** Took two shots and grabbed a rebound in four minutes of play against Temple (1/24) ... handed out two assists in two minutes of play vs. Memphis (12/31) ... collected his first collegiate points with a pair of free throws against Richmond (11/21).

**Prior to Cincinnati:** Averaged 15.4 points 3.0 rebounds, 2.8 assists and 2.4 steals as a senior at Summit Country Day ... helped guide the Silver Knights to a 26-1 record and regional championship appearance in 2016-17 ... named an Associated Press Division III second team all-state selection as a senior ... chosen Miami Valley Conference Player of the Year and league first team accolades as a junior and senior ... helped lead Summit Country Day to a pair of soccer state titles as a junior and senior, combining for a 42-4-1 record ... tallied 38 goals, 24 assists and 100 points as a senior ... named all-midwest region, all-state first team and all-southwest Ohio first team selection as a senior ... set records during 2016 for most goals in a state championship game, most goals in a state semifinal game and most goals and most points in the city ... played basketball for his father, Scott, at St. Xavier High School as a freshman and sophomore.

**Personal:** Born Nov. 16, 1998 in Cincinnati, Ohio ... son of Carrie and Scott Martin ... has two sisters, Rachel and Lily ... his father, Scott, played basketball at Rollins College (1988-91) ... right-handed.

## SEASON & CAREER STATISTICS

2017-18 SEASON		CAREER
2 vs. Richmond, 11/21/17	Pts	2 vs. Richmond, 11/21/17
2 vs. Temple, 1/24/18	FG Atts	2 vs. Temple, 1/24/18
0	FG Made	0
1 vs. UA-Pine Bluff, 12/19/17	3PT-FG Atts	1 vs. UA-Pine Bluff, 12/19/17
0	3PT-FG Made	0
2 vs. Richmond, 11/21/17	FT Atts	2 vs. Richmond, 11/21/17
2 vs. Richmond, 11/21/17	FT Made	2 vs. Richmond, 11/21/17
1 vs. Temple, 1/24/18	Rebs	1 vs. Temple, 1/24/18
2 vs. Memphis, 12/31/17	Assts	2 vs. Memphis, 12/31/17
0	Stls	0
0	Blks	0
4 vs. Temple, 1/24/18	Mins	4 vs. Temple, 1/24/18

## MISCELLANEOUS STATISTICS

CATEGORY	2017-18	CAREER
Double-Figure Scoring Games	0	0
Double-Figure Rebounding Games	0	0
Double-Double Games	0	0
20-Point Scoring Games	0	0
Games Led UC in Scoring	0	0
Games Led UC in Rebounding	0	0
Games Led UC in Assists	0	0
Games With 3+ Assists	0	0
Games With 3+ Blocks	0	0
Games With 3+ Steals	0	0
Games With 3+ Three-Pointers	0	0


## GAME-BY-GAME STATISTICS

### 2017-18 (FRESHMAN SEASON)

Opponent	Date	gs	min	Total		3-Pointers		Free throws		Rebounds				pf	a	tlo	blk	stl	pts	avg
				fg-fga	pct	3fg-fga	pct	ft-fa	pct	off	def	tot	avg							
SAVANNAH STATE	11/10/17	1	0-0	.000	0-0	.000	0-0	.000	0	0	0	0.0	0	0	0	0	0	0	0	0.0
WESTERN CAROLINA	11/13/17	1	0-1	.000	0-0	.000	0-0	.000	0	0	0	0.0	0	0	0	0	0	0	0	0.0
COPPIN STATE	11/16/17	1	0-0	.000	0-0	.000	0-0	.000	0	0	0	0.0	0	0	0	0	0	0	0	0.0
vs Richmond	11/21/17	2	0-0	.000	0-0	.000	2-2	1.000	0	0	0	0.0	2	0	0	0	0	2	0.5	
vs Wyoming	11/22/17	1	0-0	.000	0-0	.000	0-0	.000	0	0	0	0.0	1	0	1	0	0	0	0	0.4
ALABAMA STATE	11/27/17	1	0-0	.000	0-0	.000	0-0	.000	0	0	0	0.0	0	0	0	0	0	0	0	0.3
UA-PINE BLUFF	12/19/17	2	0-1	.000	0-1	.000	0-0	.000	0	0	0	0.0	0	0	0	1	0	0	0	0.3
MEMPHIS	12/31/17	2	0-0	.000	0-0	.000	0-0	.000	0	0	0	0.0	1	2	0	0	0	0	0	0.3
TEMPLE	01/24/18	4	0-2	.000	0-0	.000	0-0	.000	0	1	1	0.1	1	0	0	0	0	0	0	0.2
UCF	02/06/18	4	0-1	.000	0-1	.000	0-0	.000	0	0	0	0.1	0	0	0	0	0	0	0	0.2
Totals		0	19	0-5	.000	0-2	.000	2-2	1.000	0	1	1	0.1	5	2	2	0	0	2	0.2

## CAREER STATISTICS

			Total		3-Point		F-Throws		Rebounds										Scoring	
Season	gp-gs	min/avg	fg-fga	pct	fg-fga	pct	ft-fa	pct	off	def	tot	avg	pf	fo	ast	to	blk	stl	pts	avg
2017-18	10-0	19/1.9	0-5	.000	0-2	.000	2-2	1.000	0	1	1	0.1	5	0	2	2	0	0	2	0.2
TOTAL	10-0	19/1.9	0-5	.000	0-2	.000	2-2	1.000	0	1	1	0.1	5	0	2	2	0	0	2	0.2



# #32 JOHN KOZ

GUARD • 6-1 • 190 • SOPHOMORE • 1L • CLEVELAND, OHIO/BAY HIGH SCHOOL

**2016-17 Season (Freshman):** Pulled down two rebounds in two minutes against UCF (2/6) ... scored his first collegiate basket, playing two minutes against Temple (1/24) ... played in six games as a reserve, averaging 0.0 points, 0.3 rebounds and 0.3 assists in 1.7 minutes ... grabbed one rebound and handed out one assist against both Bowling Green (12/4) and USF (1/29) ... attempted one shot against Texas Southern (12/13) and USF (1/29) ... played a season-high three minutes against USF (1/29) ... named to Bearcats Academic Honor Roll for both the 2016 fall and 2017 spring semesters.

**Prior to Cincinnati:** Averaged 21.6 points, 4.8 rebounds and 2.4 assists as a senior at Bay High School, helping lead the Rockets to a 25-4 record and the school's first appearance in the Division II state semifinals ... set the school record for career points (1,279) and points in a season (604 as a senior) ... named the Great Lakes Conference Most Valuable Player in 2015-16 ... named all-state twice and all-conference three times ... helped lead Bay High School to two conference championships ... three-year starting quarterback on football team, missed most of senior campaign due to injury but still helped the Rockets to a 10-win season ... guided the team to the school's first playoff wins as a junior ... coached in basketball by Jared Shetzer and football by Ron Rutt

**Personal:** Born December 19, 1997 in Cleveland, Ohio ... son of Courtney and John Koz ... has three sisters: Chloe, Claudia and Kayla ... his cousin, Matt Koz, wrestled at Chattanooga ... his dad played football at Baldwin Wallace ... right-handed ... pronunciation of last name rhymes with nose.

## SEASON & CAREER STATISTICS

### 2017-18 SEASON

	Pts	CAREER
2 vs. Temple, 1/24/18		2 vs. Temple, 1/24/18
1 vs. Temple, 1/24/18	FG Atts	1, 2x (last vs. Temple, 1/24/18)
0	FG Made	0
0	3PT-FG Atts	1, 2x (last vs. USF, 1/29/17)
0	3PT-FG Made	0
0	FT Atts	0
0	FT Made	0
2 vs. UCF, 2/6/18	Rebs	2 vs. UCF, 2/6/18
1 vs. Alabama State, 11/27/17	Assts	1, 3x (last vs. Alabama State, 11/27/17)
0	Stls	0
0	Blks	0
1, 6x (last vs. Memphis, 12/31/17)	Mins	3 vs. USF, 1/29/17

## MISCELLANEOUS STATISTICS

CATEGORY	2016-17	2017-18	CAREER
Double-Figure Scoring Games	0	0	0
Double-Figure Rebounding Games	0	0	0
Double-Double Games	0	0	0
20-Point Scoring Games	0	0	0
Games Led UC in Scoring	0	0	0
Games Led UC in Rebounding	0	0	0
Games Led UC in Assists	0	0	0
Games With 3+ Assists	0	0	0
Games With 3+ Blocks	0	0	0
Games With 3+ Steals	0	0	0
Games With 3+ Three-Pointers	0	0	0

## GAME-BY-GAME STATISTICS

### 2017-18 (SOPHOMORE SEASON)

Opponent	Date	gs	min	Total			3-Pointers			Free throws			Rebounds			pf	a	tlo	blk	stl	pts	avg
				fg-fga	pct	3fg-fga	pct	ft-fa	pct	off	def	tot	avg									
SAVANNAH STATE	11/10/17	1	0-0	.000	0-0	.000	0-0	.000	0	0	0.0	0	0	0.0	0	0	0	0	0	0.0		
WESTERN CAROLINA	11/13/17	1	0-0	.000	0-0	.000	0-0	.000	0	0	0.0	0	0	0.0	0	0	0	0	0	0.0		
COPPIN STATE	11/16/17	1	0-0	.000	0-0	.000	0-0	.000	0	0	0.0	0	0	0.0	0	0	0	0	0	0.0		
ALABAMA STATE	11/27/17	1	0-0	.000	0-0	.000	0-0	.000	0	0	0.0	0	0	0.0	0	0	0	0	0	0.0		
UA-PINE BLUFF	12/19/17	1	0-0	.000	0-0	.000	0-0	.000	0	0	0.0	0	0	0.0	0	0	0	0	0	0.0		
MEMPHIS	12/31/17	1	0-0	.000	0-0	.000	0-0	.000	0	0	0.0	0	0	0.0	0	0	0	0	0	0.0		
TEMPLE	01/24/18	2	1-1	1.000	0-0	.000	0-0	.000	0	0	0.0	0	0	0.0	0	0	0	0	0	2	0.3	
UCF	02/06/18	2	0-0	.000	0-0	.000	0-0	.000	1	1	2.0	0.3	0	1	1	0	0	0	0	0.3		
Totals		0	10	1-1	1.000	0-0	.000	0-0	.000	1	1	2.0	0.3	0	1	0	0	0	2	0.3		

### 2016-17 (FRESHMAN SEASON)

Opponent	Date	gs	min	Total		3-Pointers		Free throws		Rebounds		pf	a	t/o	blk	stl	pts	avg
				fg-fga	pct	3fg-fga	pct	ft-fga	pct	off	def							
ALBANY	11/14/16	1	0-0	.000	0-0	.000	0-0	.000	0	0	0	0	0	0	0	0	0	0.0
BOWLING GREEN	12/04/16	1	0-0	.000	0-0	.000	0-0	.000	0	1	1	0.5	0	1	0	0	0	0.0
TEXAS SOUTHERN	12/13/16	1	0-1	.000	0-1	.000	0-0	.000	0	0	0	0.3	0	0	0	0	0	0.0
FAIRLEIGH DICKINSON	12/17/16	2	0-0	.000	0-0	.000	0-0	.000	0	0	0	0.3	0	0	0	0	0	0.0
TULANE	01/01/17	2	0-0	.000	0-0	.000	0-0	.000	0	0	0.2	0	0	0	0	0	0	0.0
USF	01/29/17	3	0-1	.000	0-1	.000	0-0	.000	0	1	1	0.3	0	1	0	0	0	0.0
Totals		0	10	0-2	.000	0-2	.000	0-0	.000	0	2	2	0.3	0	2	0	0	0.0

## CAREER STATISTICS

			Total		3-Point		F-Throws		Rebounds										Scoring	
Season	gp-gs	min/avg	fg-fga	pct	fg-fga	pct	ft-fga	pct	off	def	tot	avg	pf	fo	ast	to	blk	stl	pts	avg
2016-17	6-0	10/1.7	0-2	.000	0-2	.000	0-0	.000	0	2	2	0.3	0	0	2	0	0	0	0	0.0
2017-18	8-0	10/1.3	1-1	1.000	0-0	.000	0-0	.000	1	1	2	0.3	0	0	1	1	0	0	2	0.3
TOTAL	14-0	20/1.4	1-3	.333	0-2	.000	0-0	.000	1	3	4	0.3	0	0	3	1	0	0	2	0.1



# #33 NYSIER BROOKS

CENTER • 6-11 • 250 • SOPHOMORE • 1L • PHILADELPHIA, PA. (ADVANCED PREP INTERNATIONAL [TEXAS])

**2017-18 Season (Sophomore):** Grabbed five rebounds in five minutes at Houston (2/18) ... pulled down six rebounds in 12 minutes against UCF (2/6) ... tallied six points with a block and a steal in 13 minutes against Houston (1/31) ... scored eight points and brought down five rebounds in 11 minutes vs. ECU (1/20) ... grabbed a team-high seven rebounds at Temple (1/4) ... tallied eight points on 4-of-5 shooting against Cleveland State (12/21) ... scored seven points in 16 minutes against Arkansas-Pine Bluff (12/19) ... pulled down a career-best eight rebounds in his first career start against Western Carolina (11/13) ... grabbed seven rebounds in 11 minutes against Savannah State (11/10).

**2016-17 Season (Freshman):** Played in 33 games as a reserve, averaging 2.4 points, 1.6 rebounds and 0.7 blocks in 8.5 minutes ... scored 10 points on 4-of-5 shooting with four rebounds and three blocks against Samford (11/23) ... tallied eight points in a season-high 16 minutes against USF (1/29) ... grabbed a season-high five rebounds at UConn (3/5) ... recorded a season-best five blocks with four rebounds at East Carolina (1/15) ... had eight points with three rebounds against Fairleigh Dickinson (12/17) ... named to the Dean's List and Bearcats Honor Roll for the 2017 spring semester.

**Prior to Cincinnati:** Averaged eight points, eight rebounds and three assists in 2015-16 with Advanced Prep International ... posted double-double numbers at Life Center Academy (Burlington, New Jersey) during the 2014-15 season, averaging 12 points and 10 rebounds to go along with four blocks ... tabbed a three-star prospect according to all recruiting sites.

**Personal:** Born Dec. 5, 1996 in Philadelphia, Pennsylvania ... son of Monique Brooks and John Mitchell ... guardian is James Johns ... Has four brothers: Nyeem Brooks, Nymier Brooks, Knoney Mitchell and Ethan Mitchell as well as four sisters: Napree Brooks, Brittany Mitchell, Kaniyah Mitchell and Nyeera Mitchell ... right-handed ... first name pronounced "nah-SEER."

## SEASON & CAREER STATISTICS

### 2017-18 SEASON

9 vs. Alabama State, 11/27/17	Pts	10 vs. Samford, 11/23/16
7, 2x (last at SMU, 2/11/18)	FG Atts	7, 2x (last at SMU, 2/11/18)
4, 3x (last vs. ECU, 1/20/18)	FG Made	4, 3x (last vs. ECU, 1/20/18)
0	3PT-FG Atts	0
0	3PT-FG Made	0
6 vs. Alabama State, 11/27/17	FT Atts	6 vs. Alabama State, 11/27/17
3, 3x (last vs. UCF, 2/6/17)	FT Made	3, 3x (last vs. UCF, 2/6/17)
8 vs. Western Carolina, 11/13/17	Rebs	8 vs. Western Carolina, 11/13/17
2 vs. Western Carolina, 11/13/17	Assts	2 vs. Western Carolina, 11/13/17
2 vs. Wyoming, 11/22/17	Stls	2 vs. Wyoming, 11/22/17
2, 3x (last at Wichita State, 3/4/18)	Blks	5 at East Carolina, 1/15/17
19 at SMU, 2/11/18	Mins	19 at SMU, 2/11/18

## MISCELLANEOUS STATISTICS

CATEGORY	2016-17	2017-18	CAREER
Double-Figure Scoring Games	1	0	1
Double-Figure Rebounding Games	0	0	0
Double-Double Games	0	0	0
20-Point Scoring Games	0	0	0
Games Led UC in Scoring	0	0	0
Games Led UC in Rebounding	0	2	2
Games Led UC in Assists	0	0	0
Games With 3+ Assists	0	0	0
Games With 3+ Blocks	2	0	2
Games With 3+ Steals	0	0	0
Games With 3+ Three-Pointers	0	0	0

## GAME-BY-GAME STATISTICS

### 2017-18 (SOPHOMORE SEASON)

Opponent	Date	gs	min	Total		3-Pointers		Free throws		Rebounds				pf	a	t/o	blk	stl	pts	avg
				fg-fga	pct	ft-fa	pct	off	def	tot	avg									
SAVANNAH STATE	11/10/17	11	1-3	333	0-0	.000	1-2	.500	2	5	7	7.0	1	0	0	0	1	3	3.0	
WESTERN CAROLINA	11/13/17	*	12	2-5	400	0-0	.000	0-0	.000	4	4	8.75	2	2	2	1	1	4	3.5	
COPPIN STATE	11/16/17	9	1-1	1,000	0-0	.000	0-0	.000	0	2	2	5.7	1	1	1	0	0	2	3.0	
vs Buffalo	11/20/17	16	0-1	.000	0-0	.000	2-2	1.000	0	2	2	4.8	0	0	0	0	1	2	2.8	
vs Richmond	11/21/17	*	15	1-2	500	0-0	.000	0-0	.000	0	1	1	4.0	2	0	2	1	0	2	2.6
vs Wyoming	11/22/17	10	0-1	.000	0-0	.000	2-2	1.000	1	1	2	3.7	2	0	1	0	2	2.5		
ALABAMA STATE	11/27/17	13	3-3	1,000	0-0	.000	3-6	.500	1	0	1	3.3	1	0	0	0	0	9	3.4	
at Xavier	12/02/17	6	0-1	.000	0-0	.000	0-0	.000	0	0	0	2.9	0	0	0	2	1	0	3.0	
vs Florida	12/09/17	3	1-1	1,000	0-0	.000	0-0	.000	0	2	2	2.8	2	0	0	0	0	0	2.9	
MISSISSIPPI ST.	12/12/17	8	0-0	.000	0-0	.000	0-0	.000	0	1	1	2.6	0	0	0	0	0	0	2.6	
at UCLA	12/16/17	5	1-1	1,000	0-0	.000	0-0	.000	0	1	1	2.5	4	0	0	0	0	2	2.5	
UA-PINE BLUFF	12/19/17	16	2-3	.667	0-0	.000	3-4	.750	0	1	1	2.3	3	0	0	0	0	7	2.9	
CLEVELAND STATE	12/21/17	12	4-5	800	0-0	.000	0-0	.000	2	0	2	2.3	0	1	1	1	1	8	3.3	
MEMPHIS	12/31/17	17	3-6	500	0-0	.000	0-0	.000	0	3	3	2.4	2	0	2	0	0	6	3.5	
at Temple	01/04/18	16	1-3	333	0-0	.000	0-0	.000	0	4	3	2.7	3	0	2	1	0	2	3.4	
SMU	01/07/18	5	0-0	.000	0-0	.000	0-0	.000	0	2	2	2.6	1	0	0	0	0	0	3.2	
at USF	1/13/18	9	2-2	1,000	0-0	.000	2-2	1.000	1	1	2	2.6	3	0	1	2	0	6	3.4	
at UCF	1/16/18	10	1-2	500	0-0	.000	0-0	.000	0	0	0	2.4	2	0	0	1	0	2	3.3	
ECU	01/20/18	11	4-7	571	0-0	.000	0-0	.000	4	1	5	2.6	3	1	1	0	0	8	3.5	
TEMPLE	01/24/18	6	0-1	.000	0-0	.000	0-0	.000	0	2	2	2.6	0	1	0	1	0	0	3.4	
at Memphis	1/27/18	4	0-0	.000	0-0	.000	0-0	.000	0	2	2	2.5	0	0	0	1	0	0	3.2	
HOUSTON	01/31/18	13	3-3	1,000	0-0	.000	0-0	.000	0	0	0	2.4	2	0	0	1	1	6	3.3	
at UCONN	2/3/18	10	0-0	.000	0-0	.000	0-0	.000	0	0	0	2.3	4	0	2	1	1	0	3.2	
UCF	02/06/18	12	0-4	.000	0-0	.000	3-4	.750	5	1	6	2.5	2	0	2	0	1	3	3.2	
at SMU	02/11/18	19	2-7	286	0-0	.000	0-2	.000	2	3	5	2.6	3	1	0	1	1	4	3.2	
at Houston	2/15/18	5	0-1	.000	0-0	.000	0-0	.000	0	5	5	2.7	2	0	1	1	0	0	3.1	
WICHITA STATE	02/18/18	9	0-0	.000	0-0	.000	0-0	.000	0	0	0	2.6	3	0	1	1	0	0	3.0	
UCONN	02/22/18	12	1-4	250	0-0	.000	0-2	.000	1	2	3	2.6	1	1	0	1	0	2	2.9	
TULSA	02/25/18	1	0-1	.000	0-0	.000	0-0	.000	0	0	0	2.5	0	0	1	0	0	0	2.8	
at Tulane	03/01/18	11	2-2	1,000	0-0	.000	0-0	.000	2	1	3	2.5	1	0	0	0	0	4	2.9	
at Wichita State	03/04/18	8	0-0	.000	0-0	.000	0-2	.000	1	2	3	2.5	1	0	1	2	1	0	2.8	
vs SMU	03/09/18	9	3-6	500	0-0	.000	0-1	.000	1	0	1	2.5	1	0	0	0	0	6	2.9	
vs Memphis	3-10-18	5	0-0	.000	0-0	.000	0-0	.000	0	0	0	2.4	1	0	0	1	0	0	2.8	
vs Houston	3-11-18	6	0-1	.000	0-0	.000	0-0	.000	0	1	1	2.4	0	0	0	1	0	0	2.7	
Totals		2	334	38-77	.494	0-0	.000	16-29	.552	31	49	80	2.4	54	7	22	20	12	92	2.7

### 2016-17 (FRESHMAN SEASON)

Opponent	Date	gs	min	Total		3-Pointers		Free throws		Rebounds				pf	a	t/o	blk	stl	pts	avg
				fg-fga	pct	3fg-fga	pct	ft-fa	pct	off	def	tot	avg							
BROWN	11/11/16	8	0-0	.000	0-0	.000	1-2	.500	0	1	1	1.0	2	0	0	0	0	1	1.0	
ALBANY	11/14/16	7	0-1	.000	0-0	.000	1-2	.500	0	1	1	1.0	2	1	0	1	0	1	1.0	
vs Rhode Island	11/19/16	1	0-0	.000	0-0	.000	1-2	.500	0	0	0	0.7	0	0	0	1	0	1	1.0	
vs Penn State	11/20/16	4	0-2	.000	0-0	.000	0-0	.000	0	1	1	0.8	2	0	1	0	1	0	0.8	
SAMFORD	11/23/16	15	4-5	.800	0-0	.000	2-3	.667	2	2	4	1.4	0	0	1	3	1	10	2.6	
LIPSCOMB	11/26/16	9	2-4	.500	0-0	.000	1-1	1.000	0	0	0	1.2	2	0	0	0	0	5	3.0	
at Iowa State	12-01-16	8	1-1	1,000	0-0	.000	0-0	.000	3	1	4	1.6	1	0	2	0	0	2	2.9	
BOWLING GREEN	12/04/16	13	2-3	.667	0-0	.000	2-4	.500	1	0	1	1.5	3	0	0	0	0	6	3.3	
at Butler	12/10/16	1	0-0	.000	0-0	.000	0-0	.000	0	0	0	1.3	0	0	0	0	0	0	2.9	
TEXAS SOUTHERN	12/13/16	10	2-3	.667	0-0	.000	2-2	1.000	0	2	2	1.4	2	0	0	1	0	6	3.2	
FAIRLEIGH DICKINSON	12/17/16	15	3-5	.600	0-0	.000	2-4	.500	1	2	3	1.5	2	0	0	0	1	1	8	3.6
MARSHALL	12/22/16	10	1-2	.500	0-0	.000	0-0	.000	0	0	0	1.4	1	0	0	1	0	2	3.5	
at Temple	12/28/16	3	0-1	.000	0-0	.000	0-0	.000	1	1	2	1.5	2	0	1	1	0	0	3.2	
TULANE	01/01/17	15	2-3	.667	0-0	.000	1-2	.500	0	1	1	1.4	5	0	1	1	0	5	3.4	
at Houston	1/7/17	5	0-0	.000	0-0	.000	0-0	.000	0	1	1	1.4	1	0	1	0	0	0	3.1	
SMU	01/12/17	2	0-0	.000	0-0	.000	0-0	.000	0	0	0	1.3	1	0	0	0	0	0	2.9	
at East Carolina	01/15/17	13	1-3	.333	0-0	.000	0-0	.000	1	3	4	1.5	1	0	2	5	1	2	2.9	
TEMPLE	01/18/17	9	1-1	1,000	0-0	.000	0-0	.000	1	0	1	1.4	1	0	0	2	0	2	2.8	
at Tulane	01/21/17	12	0-1	.000	0-0	.000	0-0	.000	2	1	3	1.5	4	1	3	0	0	0	2.7	
XAVIER	01/26/17	12	2-3	.667	0-0	.000	0-0	.000	2	1	3	1.6	4	0	0	2	0	4	2.8	
USF	01/29/17	16	3-3	1,000	0-0	.000	2-4	.500	0	1	1	1.6	2	0	3	0	0	8	3.0	
at SMU	02/12/17	1	0-0	.000	0-0	.000	0-0	.000	0	0	0	1.5	0	0	0	1	0	0	2.9	
at USF	02/15/17	5	0-0	.000	0-0	.000	1-4	.250	0	1	1	1.5	0	0	0	0	0	1	2.8	
TULSA	02/18/17	8	1-2	.500	0-0	.000	1-2	.500	1	1	2	1.5	4	0	2	1	0	3	2.8	
MEMPHIS	02/23/17	8	1-1	1,000	0-0	.000	2-2	1.000	1	1	2	1.5	1	0	0	0	0	4	2.8	
at UCF	2/26/17	6	1-1	1,000	0-0	.000	0-0	.000	0	1	1	1.5	1	0	0	0	0	2	2.8	
HOUSTON	03/02/17	6	0-0	.000	0-0	.000	0-0	.000	0	2	2	1.5	0	0	0	1	0	0	2.7	
at UConn	3/5/17	7	0-1	.000	0-0	.000	0-0	.000	0	0	0	1.5	2	0	0	1	0	0	2.6	
vs Tulsa	3/10/17	12	0-2	.000	0-0	.000	0-0	.000	1	2	3	1.5	3	0	1	0	0	0	2.5	
at UConn	3/11/17	13	0-1	.000	0-0	.000	3-4	.750	2	3	5	1.6	4	0	0	0	0	3	2.5	
vs SMU	3/12/17	4	0-2	.000	0-0	.000	0-0	.000	0	1	1	2	1.6	0	0	0	0	0	2.5	
vs Kansas State	03/17/17	11	0-1	.000	0-0	.000	1-2	.500	0	1	1	1.6	2	0	0	0	0	1	2.4	
vs UCLA	03/19/17	10	1-1	1,000	0-0	.000	0-0	.000	0	1	1	1.6	0	0	0	0	0	2	2.4	
Totals		0	279	28-53	.528	0-0	.000	23-40	.575	20	33	53	1.6	65	2	19	22	4	79	2.4



# #34 JARRON CUMBERLAND

GUARD • 6-5 • 215 • SOPHOMORE • 1L • WILMINGTON, OHIO (WILMINGTON HIGH SCHOOL)

## CONFERENCE AWARDS

- » Weekly Honor Roll (3x: 1/15/18; 1/2/18 & 11/20/17)
- » All-Rookie Team (2016-17)
- » Co-Sixth Man of the Year (2016-17)
- » Player of the Week (1/30/17)
- » Rookie of the Week (3x: 3/6/16; 1/2/17 & 12/19/16)

## MOMENTS

- » Scored a season-high 26 points with six three-pointers and four steals in 20 minutes against USF (1/29/17)
- » Netted 13 of his 15 points in the second half against No. 24 Xavier (1/26/17)
- » Tallied 15 points against UCLA (3/19/17) in the second round of the NCAA Tournament

**2017-18 Season (Sophomore):** Tallied a game-high 18 points with four three-pointers and five assists against Memphis (3/10) in the semifinals of the American Championship ... scored 11 points on 5-of-10 shooting at No. 11 Wichita State (3/4) ... produced a team-high 17 points on 6-of-10 shooting with a season-high four threes against Tulsa (2/25) ... scored a team-high 18 points with a trio of three-pointers against Wichita State (2/18) ... netted 14 points with four rebounds at Houston (2/15) ... posted 12 points with four assists and two steals at SMU (2/11) ... registered 15 points with four rebounds and four assists against Houston (1/31) ... contributed 14 points with three steals in 28 minutes vs. ECU (1/20) ... tallied a team-high 18 points on 7-of-11 shooting with four three-pointers in 21 minutes at USF (1/13) ... totaled 14 points, four rebounds and four assists vs. SMU (1/7) ... posted a team-high 15 points on 6-of-9 shooting with a pair of threes to go with eight rebounds, four assists and two steals vs. Memphis (12/31) ... produced 16 points with four assists and a season-high three steals against Cleveland State (12/21) ... tallied 10 points and tied a career-high with five assists at UCLA (12/16) ... scored 14 of his 15 points in the second half at Xavier (12/2) ... led the Bearcats in points (19) and rebounds (nine) against Coppin State (11/16) ... scored 20 points on 6-of-9 shooting with four threes against Western Carolina (11/13) ... pulled down seven rebounds to go with 10 points and five assists against Savannah State (11/10).

**2016-17 Season (Freshman):** Played in 35 games as a reserve, averaging 8.3 points, 2.4 rebounds, 1.5 assists and 1.0 steals in 19.1 minutes ... named to The American's All-Rookie Team and selected as The American's Co-Sixth Man of the Year with SMU's Ben Emelogu ... named league's player of the week after a pair of strong performances: scoring a season-high 26 points on 8-of-11 shooting with a season-best six three-pointers against USF (1/29) and tallying 15 points, including 13 in the second half, against No. 24 Xavier (1/26) ... named league's rookie of the week three times ... netted 19 points with a trio of threes against Tulane (1/1) ... tallied 17 points on 4-of-6 shooting from the field and 8-of-10 shooting from the foul line against Lipscomb (11/26) ... shot 52.6 percent (22 of 42) from the field while averaging 11.6 points in five postseason games ... scored in double figures in 14 games ... led the team in scoring in six games.

**Prior to Cincinnati:** Averaged 29.6 points, 7.4 rebounds, 3.6 steals and 3.2 assists while shooting 57.4 percent (303 of 528) from the field as a senior at Wilmington High School ... helped lead the Hurricane to a 27-2 record and the semifinals of the OHSAA Division I playoffs ... finished as the school's all-time leading scorer with 2,383 points ... posted a school-record 52 points against Washington Court House (2/11/16) ... named a finalist for the Ohio Mr. Basketball Award and a McDonald's All-American nominee ... scored a team-high 15 points and was named most valuable player of the 2016 Ohio-Kentucky All-Star game ... averaged 24.5 points, 7.5 rebounds and 3.3 assists as a junior ... averaged 17.8 points, 5.4 rebounds, 2.0 assists and 1.8 steals during AAU action with King James (Ohio) during the 2015 summer, later earning Third Team All-Peach Jam honors during Nike EYBL action ... earned First Team Associate Press Division I All-Ohio honors as a junior and senior ... ranked at No. 55 on ESPN's Top 100 prospects list ... tabbed as a four-star prospect by Rivals.com, Scout.com and 247 Sports.

**Personal:** Born Sept. 22, 1997 in Wilmington, Ohio ... son of Cheryl and Scott Cumberland ... has two sisters, Ebony and Chasity ... right-handed ... first name pronounced JAIR-in.

## SEASON & CAREER STATISTICS

2017-18 SEASON			CAREER
20 vs. Western Carolina, 11/13/17	Pts		26 vs. USF, 1/29/17
17 vs. Wichita State, 2/18/18	FG Atts		17 vs. Wichita State, 2/18/18
7, 3x (last vs. Wichita State, 2/18/18)	FG Made		8 vs. USF, 1/29/17
10, 2x (last vs. Wichita State, 2/18/18)	3PT-FG Atts	10, 2x (last vs. Wichita State, 2/18/18)	
4, 5x (last vs. Memphis, 3/10/18)	3PT-FG Made		6 vs. USF, 1/29/17
10 vs. Houston, 1/31/18	FT Atts	10, 2x (last vs. Houston, 1/31/18)	
7 vs. Houston, 1/31/18	FT Made		8 vs. Lipscomb, 11/26/16
9 vs. Coppin State, 11/16/17	Rebs		9 vs. Coppin State, 11/16/17
8, 2x (last vs. SMU, 3/9/18)	Assts		8, 2x (last vs. SMU, 3/9/18)
3 vs. Cleveland State, 12/21/17	Stls		5 vs. SMU, 3/12/17
3 vs. ECU, 1/20/18	Blks		3 vs. ECU, 1/20/18
37, 2x (last at Wichita State, 3/4/18)	Mins	37, 2x (last at Wichita State, 3/4/18)	

## MISCELLANEOUS STATISTICS

CATEGORY	2016-17	2017-18	CAREER
Double-Figure Scoring Games	14	20	34
Double-Figure Rebounding Games	0	0	0
Double-Double Games	0	0	0
20-Point Scoring Games	1	1	2
Games Led UC in Scoring	6	7	13
Games Led UC in Rebounding	1	1	2
Games Led UC in Assists	2	8	10
Games With 3+ Assists	5	16	21
Games With 3+ Blocks	0	0	0
Games With 3+ Steals	4	2	6
Games With 3+ Three-Pointers	5	6	11

## CAREER STATISTICS

			Total		3-Point		F-Throws		Rebounds											Scoring	
Season	gp-gs	min/avg	fg-fga	pct	fg-fga	pct	ft-fga	pct	off	def	tot	avg	pf	fo	ast	to	blk	stl	pts	avg	
2016-17	35-0	669/19.1	99-201	.493	38-107	.355	56-87	.644	36	48	84	2.4	63	0	52	35	9	34	292	8.3	
2017-18	34-34	974/28.6	125-303	.413	53-157	.338	67-103	.650	34	93	127	3.7	70	0	98	63	13	34	370	10.9	
TOTAL	69-34	1643/23.8	224-504	.444	91-264	.345	123-190	.647	70	141	211	3.1	133	0	150	98	22	68	662	9.6	





# #34 JARRON CUMBERLAND

GUARD • 6-5 • 215 • SOPHOMORE • 1L • WILMINGTON, OHIO (WILMINGTON HIGH SCHOOL)

## GAME-BY-GAME STATISTICS

### 2017-18 (SOPHOMORE SEASON)

Opponent	Date	gs	min	Total		3-Pointers		Free throws		Rebounds				pts	avg						
				fg-fga	pct	3fg-fga	pct	ft-fa	pct	off	def	tot	avg								
SAVANNAH STATE	11/10/17	*	24	4-11	.364	1-5	.200	1-2	.500	4	3	7	7.0	0	5	0	0	1	10	10.0	
WESTERN CAROLINA	11/13/17	*	23	6-9	.667	4-6	.667	4-4	1.000	0	2	2	4.5	1	2	3	0	0	20	15.0	
COPPIN STATE	11/16/17	*	25	7-14	.500	4-10	.400	1-4	.250	1	8	9	6.0	0	3	0	1	0	19	16.3	
vs Buffalo	11/20/17	*	33	5-11	.455	0-1	.000	4-7	.571	3	3	6	6.0	4	2	7	1	1	14	15.8	
vs Richmond	11/21/17	*	18	2-7	.286	2-5	.400	0-0	.000	2	3	5	5.8	0	0	1	1	2	6	13.8	
vs Wyoming	11/22/17	*	25	2-6	.333	1-2	.500	1-2	.500	0	2	2	5.2	2	1	0	1	1	6	12.5	
ALABAMA STATE	11/27/17	*	23	1-5	.200	0-3	.000	0-0	.000	0	0	4	4.4	1	4	2	0	0	2	11.0	
at Xavier	12/02/17	*	26	5-12	.417	2-5	.400	3-4	.750	0	0	3	9.4	0	2	1	1	1	15	11.5	
vs Florida	12/09/17	*	29	4-12	.333	2-6	.333	0-1	.000	1	1	2	3.7	4	2	2	2	1	10	11.3	
MISSISSIPPI ST.	12/12/17	*	30	1-8	.125	1-4	.250	4-6	.667	1	4	5	3.8	0	3	2	1	0	7	10.9	
at UCLA	12/16/17	*	31	4-8	.500	2-3	.667	0-5	.000	0	4	4	3.8	3	5	1	0	1	10	10.8	
UA-PINE BLUFF	12/19/17	*	14	2-4	.500	0-2	.000	0-0	.000	0	3	3	3.8	1	1	3	0	1	4	10.3	
CLEVELAND STATE	12/21/17	*	29	5-14	.357	2-6	.333	4-4	1.000	2	2	4	3.8	3	4	2	0	3	16	10.7	
MEMPHIS	12/31/17	*	29	6-9	.667	2-3	.667	1-1	1.000	2	6	8	4.1	2	4	1	1	2	15	11.0	
at Temple	01/04/18	*	36	0-6	.000	0-4	.000	0-2	.000	0	6	6	4.2	2	1	3	0	0	0	10.3	
SMU	01/07/18	*	33	4-13	.308	2-8	.250	4-4	1.000	0	4	4	4.2	1	4	4	0	2	14	10.5	
at USF	1/13/18	*	21	7-11	.636	4-7	.571	0-0	.000	0	3	3	4.1	4	1	1	0	0	18	10.9	
at UCF	1/16/18	*	34	1-4	.250	1-3	.333	2-4	.500	1	1	2	4.0	1	4	3	0	1	5	10.6	
ECU	01/20/18	*	28	4-9	.444	1-4	.250	5-6	.833	2	2	4	4.0	3	2	1	0	3	14	10.8	
TEMPLE	01/24/18	*	25	5-13	.385	1-6	.167	2-2	1.000	1	0	1	3.9	1	0	1	0	1	13	10.9	
at Memphis	1/27/18	*	36	3-7	.429	1-3	.333	0-0	.000	2	3	5	3.9	4	2	2	0	1	7	10.7	
HOUSTON	01/31/18	*	31	4-10	.400	0-2	.000	7-10	.700	2	2	4	3.9	3	4	4	1	1	15	10.9	
at UCONN	2/3/18	*	29	2-8	.250	2-8	.250	2-5	.400	0	4	4	3.9	2	1	1	0	0	8	10.8	
UCF	02/06/18	*	26	3-6	.500	2-3	.667	1-2	.500	1	5	6	4.0	3	4	1	0	0	9	10.7	
at SMU	02/11/18	*	25	4-7	.571	1-4	.250	3-4	.750	1	2	3	4.0	0	4	0	0	2	12	10.8	
at Houston	2/15/18	*	37	3-9	.333	2-6	.333	6-7	.857	3	1	4	4.0	2	1	1	0	1	14	10.9	
WICHITA STATE	02/18/18	*	34	7-17	.412	3-10	.300	1-1	1.000	0	2	2	3.9	3	3	0	2	18	11.1		
UCONN	02/22/18	*	30	3-10	.300	1-7	.143	0-0	.000	0	4	4	3.9	2	3	0	1	1	7	11.0	
TULSA	02/25/18	*	34	6-10	.600	4-7	.571	1-1	1.000	1	4	5	3.9	1	8	3	0	2	17	11.2	
at Tulane	03/01/18	*	22	2-5	.400	0-2	.000	4-4	1.000	0	1	1	3.8	2	5	3	0	1	8	11.1	
at Wichita State	03/04/18	*	37	5-10	.500	1-3	.333	0-0	.000	1	2	3	3.8	2	1	0	1	1	11	11.1	
vs SMU	03/09/18	*	34	0-4	.000	0-2	.000	0-1	.000	2	3	5	3.8	1	8	1	1	1	0	10.8	
vs Memphis	3-10-18	*	32	5-9	.556	4-6	.667	4-8	.500	1	2	3	3.8	4	5	1	0	0	18	11.0	
vs Houston	3-11-18	*	31	3-5	.600	0-1	.000	2-2	1.000	0	1	1	3.7	4	1	4	0	0	8	10.9	
Totals			34	974	125-303	413	53-157	338	67-103	650	34	93	127	3.7	70	98	63	13	34	370	10.9

### 2016-17 (FRESHMAN SEASON)

Opponent	Date	gs	min	Total		3-Pointers		Free throws		Rebounds				pts	avg					
				fg	pct	3fg	pct	ft	pct	off	def	tot	avg							
BROWN	11/11/16	13	1-3	.333	0-2	.000	1-3	.333	0	0	0	0.0	1	2	3	3.0				
ALBANY	11/14/16	19	4-6	.667	2-4	.500	1-1	1.000	1	1	2	1.0	1	1	0	11	7.0			
vs Rhode Island	11/19/16	15	0-1	.000	0-1	.000	0-1	.000	2	0	2	1.3	3	1	0	0	4.7			
vs Penn State	11/20/16	12	1-3	.333	0-2	.000	0-1	.000	0	1	1	1.3	0	3	0	1	2	4.0		
SAMFORD	11/23/16	8	0-1	.000	0-1	.000	0-0	.000	1	1	2	1.4	0	1	0	0	0	3.2		
LIPSCOMB	11/26/16	22	4-6	.667	1-3	.333	8-10	.800	0	1	1	1.3	1	1	2	1	3	17	5.5	
at Iowa State	12-01-16	7	0-2	.000	0-1	.000	0-0	.000	0	0	0	1.1	1	0	0	0	0	0	4.7	
BOWLING GREEN	12/04/16	18	1-7	.143	0-2	.000	0-0	.000	3	3	6	1.8	2	3	1	1	1	2	4.4	
at Butler	12/10/16	9	1-3	.333	0-1	.000	2-2	1.000	1	0	1	1.7	3	1	1	0	1	4	4.3	
TEXAS SOUTHERN	12/13/16	24	7-9	.778	4-4	1.000	0-0	.000	3	3	6	2.1	1	1	0	1	1	18	5.7	
FAIRLEIGH DICKINSON	12/17/16	20	4-8	.500	3-6	.500	0-0	.000	1	3	4	2.3	3	5	0	0	1	11	6.2	
MARSHALL	12/22/16	7	0-2	.000	0-2	.000	2-2	1.000	0	0	0	2.1	1	0	1	0	0	2	5.8	
at Temple	12/28/16	19	2-6	.333	2-4	.500	0-1	.000	3	2	5	2.3	2	2	3	0	0	6	5.8	
TULANE	01/01/17	26	6-8	.750	3-3	1.000	4-6	.667	1	3	4	2.4	4	1	3	1	2	19	6.8	
at Houston	1/7/17	16	1-3	.333	0-2	.000	0-0	.000	0	2	2	2.4	2	1	2	0	0	2	6.5	
SMU	01/12/17	11	1-3	.333	1-3	.333	3-4	.750	0	2	2	2.4	1	1	1	0	0	6	6.4	
at East Carolina	01/15/17	21	1-7	.143	0-4	.000	2-3	.667	2	2	4	2.5	2	1	0	0	1	4	6.3	
TEMPLE	01/18/17	23	1-4	.250	1-2	.500	2-2	1.000	0	2	2	2.4	3	1	0	0	1	5	6.2	
at Tulane	01/21/17	16	2-2	1.000	0-0	.000	0-0	.000	0	1	1	2.4	1	2	3	0	0	4	6.1	
XAVIER	01/26/17	21	5-9	.556	2-5	.400	3-8	.375	1	3	4	2.5	3	1	1	0	0	15	6.6	
USF	01/29/17	20	8-11	.727	6-9	.667	4-7	.571	0	3	3	2.5	0	3	0	1	4	26	7.5	
at Tulsa	02/01/17	20	1-3	.333	0-2	.000	2-5	.400	0	0	0	2.4	4	1	1	0	2	4	7.3	
UCONN	02/04/17	21	5-9	.556	3-7	.429	2-2	1.000	0	2	2	2.3	2	1	1	0	4	15	7.7	
UCF	02/08/17	19	1-4	.250	0-2	.000	1-1	1.000	0	0	0	2.3	0	4	0	0	1	3	7.5	
at SMU	02/12/17	7	1-2	.500	1-2	.500	0-0	.000	1	0	1	2.2	2	0	0	1	0	3	7.3	
at USF	02/15/17	31	3-6	.500	1-3	.333	0-1	.000	2	2	4	2.3	2	2	1	0	1	7	7.3	
MEMPHIS	02/23/17	22	3-7	.429	1-4	.250	2-2	1.000	1	1	2	2.3	1	4	1	1	0	9	7.3	
at UCF	2/26/17	28	3-8	.375	0-4	.000	5-8	.625	3	0	3	2.3	1	5	2	0	0	11	7.5	
HOUSTON	03/02/17	21	4-7	.571	2-5	.400	0-0	.000	1	2	3	2.3	4	0	4	0	1	10	7.6	
at UConn	3/5/17	25	6-9	.667	0-2	.000	3-3	1.000	2	1	3	2.3	1	1	1	0	1	0	15	7.8
vs Tulsa	3/10/17	27	4-6	.667	1-2	.500	0-2	.000	1	2	3	2.4	2	0	3	0	0	9	7.8	
at UConn	3/11/17	27	3-5	.600	1-3	.333	4-6	.667	1	1	2	2.3	2	1	1	0	2	11	7.9	
vs SMU	3/12/17	31	4-13	.308	1-5	.200	5-6	.833	3	1	4	2.4	1	0	1	0	5	14	8.1	
vs Kansas State	03/17/17	23	4-5	.800	1-1	1.000	0-0	.000	1	2	3	2.4	3	0	0	0	0	9	8.1	
vs UCLA	03/19/17	20	7-13	.538	1-4	.250	0-0	.000	1	1	2	2.4	3	1	1	0	0	15	8.3	
Totals		0	669	99-201	493	38-107	355	56-87	644	36	48	84	2.4	63	52	35	9	34	292	8.3

# 2017-18 BOXSCORES

## GAME 1 • NOV. 10, 2017 • CAYMAN ISLANDS CLASSIC SAVANNAH STATE (77) AT 12/13 CINCINNATI (107) BB&T ARENA (HIGHLAND HEIGHTS, KY.)

### Savannah State 77 • 0-1

#	Player	Total	3-Ptr	Rebounds	PF	TP	A	TO	Blk	Stl	Min				
		FG-FGA	FG-FGA	FT-FTA	Off	Def	Tot								
05	JENKINS, Javaris	f	1-2	1-2	0	2	2	0	3	2	2	1	0	22	
12	SMITH, Jahlin	f	6-12	0-3	1-2	2	3	5	3	13	4	4	0	120	
01	DASENT, Austin	f	5-9	4-7	0-0	0	5	5	4	14	6	5	0	26	
22	MCCLANAHAN, Dexter	g	3-11	1-4	4-5	1	2	3	7	0	11	2	2	0	25
55	EVANS, Ty'lik	g	3-14	1-9	4-6	1	3	4	2	11	5	2	0	3	30
02	ORIZU, Ralueke	g	0-1	0-0	0-0	1	0	1	2	0	0	1	1	0	6
03	SELLERS, Zach	g	0-3	0-2	0-0	0	1	1	3	0	0	1	1	0	15
04	GRANT, John	g	0-5	0-3	0-0	0	1	1	0	0	0	0	0	0	5
10	GLENN, Marcus	g	0-0	0-0	0-0	0	1	1	0	0	0	0	0	0	2
15	FELDER, Isaiah	g	1-3	1-3	0-0	0	1	1	2	3	2	0	0	0	10
24	GRANT, Juwan	g	4-6	3-4	0-0	0	1	1	0	11	0	0	0	0	13
30	CABEZA, Jahir	g	1-4	0-3	3-3	0	1	1	4	5	1	0	1	2	13
32	DUBOSE, Chris	g	2-3	2-3	0-0	0	0	0	1	6	0	0	0	0	8
50	PINKETT, Khaleen	g	0-1	0-1	0-0	0	0	2	1	0	0	0	0	0	5
	Team					0	4	4							
	Totals		26-74	13-44	12-16	7	25	32	24	77	19	17	4	11	200
	FG % 1st Half: 15-39	38.5%	2nd half: 11-35	31.4%	Game: 26-74	35.1%									Deadball
	3FG % 1st Half: 8-23	34.8%	2nd half: 5-21	23.8%	Game: 13-44	29.5%									Rebounds
	FT % 1st Half: 2-2	100.0%	2nd half: 10-14	71.4%	Game: 12-16	75.0%									4.3

FG % 1st Half: 15-39 38.5% 2nd half: 11-35 31.4% Game: 26-74 35.1% Deadball Rebounds 4,3  
3FG % 1st Half: 8-23 34.8% 2nd half: 5-21 23.8% Game: 13-44 29.5%  
FT % 1st Half: 2-2 100.0 2nd half: 10-14 71.4% Game: 12-16 75.0%

### Cincinnati 107 • 1-0

#	Player		Total	3-Ptr	Rebounds			PF	TP	A	TO	Blk	Stl	Min
			FG-FGA	FG-FGA	FT-FTA	Off	Def	Tot						
11	CLARK, Gary	f	5-9	0-1	3-4	4	7	11	2	13	1	0	1	22
24	WASHINGTON, Kyle	f	2-3	0-0	1-1	0	4	4	3	5	0	2	0	16
01	EVANS, Jacob	g	7-15	4-11	1-3	3	4	7	19	5	5	2	2	29
15	BROOME, Cane	g	6-11	5-9	0-0	0	4	4	2	17	4	6	0	20
34	CUMBERLAND, Jarron	g	4-11	1-5	1-2	4	3	7	0	10	5	0	0	124
02	WILLIAMS, Keith	g	5-12	0-4	0-0	3	2	5	0	10	1	1	0	15
03	JENIFER, Justin	g	6-12	1-5	2-5	0	0	0	2	15	5	1	0	121
05	MOORE, Trevor	g	3-5	2-4	0-0	1	1	2	1	8	0	1	0	14
13	SCOTT, Tre	g	1-2	0-0	2-2	1	2	3	2	4	3	1	0	112
14	BART, Jackson	g	0-0	0-0	0-0	0	0	0	0	0	0	0	0	1
20	DIARRA, Mamoudou	g	0-0	0-0	0-0	0	0	0	0	0	0	0	0	04
22	NSOSEME, Eliel	g	1-3	0-0	1-5	4	4	8	2	3	0	2	1	013
31	MARTIN, Sam	g	0-0	0-0	0-0	0	0	0	0	0	0	0	0	1
32	KOZ, John	g	0-0	0-0	0-0	0	0	0	0	0	0	0	0	1
33	BROOKS, Nysier	g	1-3	0-0	1-2	2	5	7	1	3	0	0	0	111
	Team					3	4	7						
	Totals		41-86	13-39	12-24	25	40	65	17	107	24	20	4	7200
	FG % 1st Half:	23-45	51.1%	2nd half:	18-41	43.9%	Game:	41-86	47.7%					Deadball
	3FG % 1st Half:	10-22	45.5%	2nd half:	3-17	17.6%	Game:	13-39	33.3%					Rebounds
	FT % 1st Half:	4-8	50.0%	2nd half:	8-16	50.0%	Game:	12-24	50.0%					4.1

FG % 1st Half: 23-45 51.1% 2nd half: 18-41 43.9% Game: 41-86 47.7% Deadball Rebounds 4,1  
3FG % 1st Half: 10-22 45.5% 2nd half: 3-17 17.6% Game: 13-39 33.3%  
FT % 1st Half: 4-8 50.0% 2nd half: 8-16 50.0% Game: 12-24 50.0%

Officials: Bill Jacobson, Jon Campbell, Steven Perry  
Technical fouls: Savannah State-None. Cincinnati-None.  
Attendance: 6610

Score by periods	1st	2nd	Total
Savannah State	40	37	77
Cincinnati	60	47	107

Last FG - SSUM 2nd-03:06, CIN 2nd-00:35.  
Largest lead - SSUM by 5 1st-16:51, CIN by 30 2nd-00:35.

Points	In	Off	2nd	Fast	Bench
SSUM	Paint	T/O	Chance	Break	
CIN	24	17	2	18	25
	54	22	30	14	43

Score tied - 3 times.  
Lead changed - 7 times.

## GAME 3 • NOV. 16, 2017 COPPIN STATE (54) AT CINCINNATI (97) BB&T ARENA (HIGHLAND HEIGHTS, KY.)

### Coppin State 54 • 0-3

#	Player	Total		3-Ptr	Rebounds			PF	TP	A	TO	Blk	Stl	Min	
		FG-FGA	FG-FGA	FT-FTA	Off	Def	Tot								
00	TARORE, Adam	f	3-6	1-1	1-1	0	3	3	5	8	0	2	0	0	22
05	COUNCIL, Cedric	f	1-3	1-3	0-0	0	1	1	5	3	0	1	0	0	16
03	CLAYTON, DeJuan	g	3-10	1-2	2-2	0	3	3	1	9	3	1	0	1	31
10	DAVIS, Karonn	g	3-9	0-2	4-4	1	2	3	3	10	2	2	0	0	23
22	MORGAN, Lamar	g	2-5	0-2	4-4	0	2	2	2	8	1	0	1	0	24
02	ANDREWS-FULTON, Chad	g	1-2	0-0	0-0	3	4	7	2	2	0	1	0	1	19
01	DRUMMOND, Tagwain	g	0-2	0-1	0-0	0	4	4	1	0	0	2	0	0	10
04	THOMAS, Tre	g	4-12	1-4	0-0	0	2	2	1	9	0	1	0	0	25
11	BOYCE, Joel	g	2-4	0-0	1-1	0	1	1	1	5	1	0	0	2	16
21	BROWNLEE, Lucian	g	0-3	0-1	0-0	0	0	0	0	0	0	0	0	0	7
24	FAIR, Keandre	g	0-4	0-3	0-0	0	0	0	3	0	0	0	0	0	7
Team						0	1	1				1			
Totals			19-60	4-19	12-12	4	23	27	24	54	7	11	1	4	200
FG % 1st Half: 9-31		29.0%	2nd half: 10-29	34.5%	Game: 19-60		31.7%	Deadball Rebounds 0,1							
3FG % 1st Half: 2-12		16.7%	2nd half: 2-7	28.6%	Game: 4-19		21.1%								
FT % 1st Half: 6-6		100.0	2nd half: 6-6	100.0	Game: 12-12		100.0								

FG % 1st Half: 9-31 29.0% 2nd half: 10-29 34.5% Game: 19-60 31.7% Deadball Rebounds 0,1  
3FG % 1st Half: 2-12 16.7% 2nd half: 2-7 28.6% Game: 4-19 21.1%  
FT % 1st Half: 6-6 100.0 2nd half: 6-6 100.0 Game: 12-12 100.0

### Cincinnati 97 • 3-0

		Total		3-Ptr	Rebounds											
#	Player	FG-FGA	FG-FGA	FT-FTA	Off	Def	Tot	PF	TP	A	TO	Blk	Stl	Min		
11	CLARK, Gary	f	5-8	1-3	1-2	5	4	9	2	12	2	0	0	1	17	
24	WASHINGTON, Kyle	f	5-11	0-1	1-4	1	5	6	1	11	1	0	2	0	20	
01	EVANS, Jacob	g	2-4	1-2	6-6	1	1	2	1	11	4	0	1	0	17	
15	BROOME, Cane	g	1-3	0-1	2-4	0	1	1	0	4	2	1	0	1	21	
34	CUMBERLAND, Jarron	g	7-14	4-10	1-4	1	8	9	0	19	3	0	1	0	25	
02	WILLIAMS, Keith		2-6	0-2	0-3	0	2	2	0	4	2	2	0	1	18	
03	JENIFER, Justin		4-5	4-5	4-4	1	1	2	1	16	2	0	0	1	22	
05	MOORE, Trevor		1-3	1-3	2-4	1	1	2	1	5	0	1	0	2	14	
13	SCOTT, Tre		2-2	0-0	2-2	2	3	5	0	6	3	0	0	1	12	
14	BART, Jackson		0-0	0-0	0-0	0	0	0	0	0	0	0	0	0	1	
20	DIARRA, Mamoudou		1-5	1-2	2-2	1	2	3	0	5	1	1	1	0	9	
22	NSOSEME, Eliel		1-1	0-0	0-1	1	4	5	3	2	2	1	0	0	13	
31	MARTIN, Sam		0-0	0-0	0-0	0	0	0	0	0	0	0	0	0	1	
32	KOZ, John		0-0	0-0	0-0	0	0	0	0	0	0	0	0	0	1	
33	BROOKS, Nysier		1-1	0-0	0-0	0	2	2	1	2	1	1	0	0	9	
Team						1	2	3								
Totals			32-63	12-29	21-36	15	36	51	10	97	23	7	5	7	200	

FG % 1st Half: 19-38 50.0% 2nd half: 13-25 52.0% Game: 32-63 50.8% Deadball Rebounds 7,1  
3FG % 1st Half: 9-18 50.0% 2nd half: 3-11 27.3% Game: 12-29 41.4%  
FT % 1st Half: 8-14 57.1% 2nd half: 13-22 59.1% Game: 21-36 58.3%

Officials: Tony Greene, Bart Lenox, Tommy Short  
Technical fouls: Coppin State-None. Cincinnati-None.  
Attendance: 7158

Score by periods	1st	2nd	Total
Coppin State	26	28	54
Cincinnati	55	42	97

Points	In	Off	2nd	Fast	Bench
CSUM	Paint	T/O	Chance	Break	
CIN	20	5	2	2	16
	38	16	7	7	40

## GAME 2 • NOV. 13, 2017 WESTERN CAROLINA (51) AT 12/13 CINCINNATI (102) BB&T ARENA (HIGHLAND HEIGHTS, KY.)

### Western Carolina 51 • 0-2

Western Carolina 51 60-2															
#	Player		Total FG-FGA	3-Ptr FG-3GA	FT-FTA	Rebounds Off Def Tot	PF	TP	A	TO	Blk	Stl	Min		
12	Marc Gosselin	f	2-5	0-1	0-0	3	0	3	4	4	3	2	0	25	
23	Mike Amius	f	2-7	0-0	3-5	2	2	4	3	7	0	3	1	19	
33	Onno Steger	f	0-3	0-1	0-1	0	0	0	0	0	0	3	0	17	
05	Devin Peterson	g	2-5	0-0	1-2	0	2	2	3	5	2	4	0	26	
11	Haboubacar Mutombo	g	1-8	0-2	0-0	1	1	2	1	2	0	1	0	19	
00	Maurice Smith		1-4	0-0	1-4	0	3	3	2	3	1	1	0	13	
01	Desmond Johnson		0-2	0-0	2-2	0	2	2	3	2	1	5	0	12	
02	Matt Halvorsen		5-9	3-7	2-2	0	1	1	1	15	0	1	0	17	
03	Jason McMillan		0-0	0-0	0-0	0	0	0	0	0	0	0	0	2	
13	Deriece Parks		4-6	2-4	0-0	0	2	2	2	10	2	2	0	21	
21	Marcus Thomas		0-1	0-0	0-0	1	0	1	0	0	0	0	0	4	
24	Ashley Williams		0-1	0-1	0-0	0	0	0	0	0	0	0	1	5	
32	Devonte Fuller		1-2	0-0	0-0	0	1	1	0	2	0	0	0	2	
35	Yalim Olcay		0-0	0-0	1-2	1	1	2	1	1	0	0	0	4	
41	Charlenead Brooks		0-0	0-0	0-0	1	0	1	1	0	0	0	0	6	
44	Adam Siedt		0-3	0-0	0-0	1	0	1	2	0	0	0	0	8	
	Team					1	2	3							
	Totals		18-56	5-16	10-18	11	17	28	23	51	9	22	1	6	200
FG 1st Half: 10-25 40.0% 2nd half: 8-31 25.8% Game: 18-56 32.1% Deadball															

FG % 1st Half: 10-25 40.0% 2nd half

# 2017-18 BOXSCORES

## GAME 5 • NOV. 21, 2017 • CAYMAN ISLANDS CLASSIC SEMIS RICHMOND (48) VS 12/13 CINCINNATI (75) JOHN GRAY GYMNASIUM (GEORGE TOWN, CAYMAN ISLANDS)

### Richmond 48 • 1-3

#	Player	Total		3-Ptr		Rebounds			PF	TP	A	TO	Blk	Stl	Min
		FG-FGA	FG-FGA	FT-FTA	FT-FTA	Off	Def	Tot							
13	STANSBURY, Solly	f	2-4	0-1	3-6	0	1	1	0	7	1	0	0	2	20
33	GOLDEN, Grant	f	2-8	0-1	0-0	0	1	1	4	4	0	2	1	0	22
00	GILYARD, Jacob	g	3-9	2-4	4-4	0	2	2	0	12	2	1	0	2	32
05	SHEROD, Nick	g	1-5	0-2	0-0	0	1	1	2	2	1	0	0	1	19
11	BUCKINGHAM, De'Mont	g	2-7	1-3	1-2	2	5	7	1	6	3	7	0	0	32
01	KIRBY, Joe		2-2	2-2	0-0	1	0	1	0	6	0	0	0	0	3
02	FORE, Khwan		0-0	0-0	1-2	0	1	1	3	1	1	2	0	0	14
04	CAYO, Nathan		3-4	0-1	0-0	1	1	2	2	6	1	0	1	0	23
25	MADRID-ANDREWS, J		0-0	0-0	0-0	0	2	2	1	0	0	2	1	0	11
32	JOHNSON, Julius		1-3	1-2	1-2	0	1	1	4	4	2	3	0	2	16
44	FRIENDSHUH, Paul		0-0	0-0	0-0	0	0	0	1	0	0	3	0	0	8
Team						1	2	3							
Totals			16-42	6-16	10-17	5	17	22	18	48	11	20	3	7	200
FG % 1st Half: 4-18 22.2%		2nd half: 12-24 50.0%		Game: 16-42 38.1%		Deadball									
3FG % 1st Half: 1-8 12.5%		2nd half: 5-8 62.5%		Game: 6-16 37.5%		Rebounds									
FT % 1st Half: 5-11 45.5%		2nd half: 5-6 83.3%		Game: 10-17 58.8%											

### Cincinnati 75 • 5-0

#	Player	Total		3-Ptr		Rebounds			PF	TP	A	TO	Blk	Stl	Min
		FG-FGA	FG-FGA	FT-FTA	FT-FTA	Off	Def	Tot							
01	EVANS, Jacob	f	5-8	2-5	0-0	0	1	1	2	12	4	1	2	0	22
11	CLARK, Gary	f	2-5	2-3	2-2	2	6	8	1	8	7	1	0	1	20
33	BROOKS, Nysier	c	1-2	0-0	0-0	0	1	1	2	2	0	2	1	0	15
03	JENIFER, Justin	g	3-4	3-4	0-0	0	1	1	3	9	3	3	0	0	15
34	CUMBERLAND, Jarron	g	2-7	2-5	0-0	2	3	5	0	6	0	1	1	2	18
02	WILLIAMS, Keith		0-2	0-0	1-2	0	1	1	2	1	1	3	0	1	15
05	MOORE, Trevor		3-6	3-6	0-0	1	7	8	2	9	3	1	0	1	24
13	SCOTT, Tre		1-1	0-0	2-4	0	3	3	2	4	0	1	0	1	20
14	BART, Jackson		1-2	1-1	0-0	0	0	0	0	3	0	0	0	0	1
15	BROOME, Cane		5-7	0-0	3-4	0	2	2	2	13	1	5	0	2	23
22	NSOSEME, Eliel		0-0	0-0	0-1	0	1	1	1	0	0	0	0	0	7
24	WASHINGTON, Kyle		2-2	0-0	2-2	1	1	2	2	6	1	2	0	1	18
31	MARTIN, Sam		0-0	0-0	2-2	0	0	0	2	2	0	0	0	0	2
Team						1	1	2							
Totals			25-46	13-24	12-17	7	28	35	21	75	20	20	4	9	200
FG % 1st Half: 14-26 53.8%		2nd half: 11-20 55.0%		Game: 25-46 54.3%		Deadball									
3FG % 1st Half: 8-14 57.1%		2nd half: 5-10 50.0%		Game: 13-24 54.2%		Rebounds									
FT % 1st Half: 4-6 66.7%		2nd half: 8-11 72.7%		Game: 12-17 70.6%											

Officials: John Higgins, Jeff Anderson, Matt Potter  
Technical fouls: Richmond-None. Cincinnati-None.  
Attendance: 1400

Score by periods	1st	2nd	Total
Richmond	14	34	48
Cincinnati	40	35	75

Last FG - RICH 2nd-00:55, CIN 2nd-00:01.  
Largest lead - RICH None, CIN by 34 2nd-04:11.

In	Off	2nd	Fast
Paint	T/O	Chance	Break
Points RICH	16	10	7
CIN	26	13	6

Score tied - 0 times.  
Lead changed - 0 times.

## GAME 6 • NOV. 22, 2017 • CAYMAN ISLANDS CLASSIC FINALS WYOMING (53) VS 12/13 CINCINNATI (78) JOHN GRAY GYMNASIUM (GEORGE TOWN, CAYMAN ISLANDS)

### Wyoming 53 • 4-1

#	Player	Total		3-Ptr		Rebounds			PF	TP	A	TO	Blk	Stl	Min
		FG-FGA	FG-FGA	FT-FTA	FT-FTA	Off	Def	Tot							
05	HERNDON, Alan	f	4-8	1-3	3-5	2	4	6	0	12	3	1	1	0	33
20	DALTON, Hayden	f	4-11	3-9	4-5	0	5	5	4	15	1	1	0	0	32
00	REDDING, Nyaires	g	0-4	0-0	2-2	0	3	3	1	2	1	1	0	1	23
03	AKA GORSKI, Alex	g	0-3	0-2	2-2	0	2	2	1	2	1	2	0	0	21
24	ADAMS, Louis	g	5-14	0-2	2-4	1	2	3	2	12	0	3	1	0	34
02	MOEMEKA, Andrew		0-1	0-0	0-0	1	0	1	2	0	0	0	0	1	11
10	KELLEY, Cody		0-1	0-1	2-2	0	1	1	2	2	1	4	0	1	17
12	MALDONADO, Hunter		1-5	1-3	2-5	0	1	1	2	5	2	1	0	1	19
13	EVERBUCK, Sam		0-0	0-0	0-0	0	0	0	0	0	1	0	0	0	5
14	MUELLER, Austin		0-0	0-0	0-0	0	0	0	0	0	0	0	0	0	1
15	JONES, Brodricks		1-1	1-1	0-0	0	0	0	0	3	0	0	0	0	2
33	NAUGHTON, Jordan		0-0	0-0	0-0	0	0	0	1	0	0	0	0	0	2
Team						4	2	6							
Totals			15-48	6-21	17-25	8	20	28	15	53	10	14	3	3	200
FG % 1st Half: 5-23 21.7%		2nd half: 10-25 40.0%		Game: 15-48 31.3%		Deadball									
3FG % 1st Half: 2-11 18.2%		2nd half: 4-10 40.0%		Game: 6-21 28.6%		Rebounds									
FT % 1st Half: 8-9 88.9%		2nd half: 9-16 56.3%		Game: 17-25 68.0%											

### Cincinnati 78 • 6-0

#	Player	Total		3-Ptr		Rebounds			PF	TP	A	TO	Blk	Stl	Min
		FG-FGA	FG-FGA	FT-FTA	FT-FTA	Off	Def	Tot							
01	EVANS, Jacob	f	4-11	2-3	0-0	0	2	2	4	10	5	3	0	1	34
11	CLARK, Gary	f	8-12	0-2	1-1	2	4	6	3	17	0	1	2	0	29
24	WASHINGTON, Kyle	f	8-12	0-0	0-1	4	7	11	3	16	1	1	2	0	21
03	JENIFER, Justin	g	2-4	2-2	1-2	2	1	3	1	7	2	0	0	0	25
34	CUMBERLAND, Jarron	g	2-6	1-2	1-2	0	2	2	2	6	1	0	1	1	25
02	WILLIAMS, Keith		1-3	1-2	1-2	0	0	0	0	4	0	0	0	1	11
05	MOORE, Trevor		1-3	1-2	0-0	0	3	3	1	3	0	0	0	0	15
13	SCOTT, Tre		1-2	0-0	0-0	0	4	4	0	2	0	1	0	0	12
14	BART, Jackson		0-0	0-0	0-0	0	0	0	0	0	0	0	0	0	1
15	BROOME, Cane		4-8	0-1	2-2	2	0	2	2	10	3	2	0	2	14
22	NSOSEME, Eliel		0-0	0-0	1-2	0	0	0	0	1	0	0	0	0	2
31	MARTIN, Sam		0-0	0-0	0-0	0	0	0	1	0	0	1	0	0	2
33	BROOKS, Nysier		0-1	0-0	2-2	1	1	2	2	2	0	1	0	2	10
Team						2	6	8							
Totals			31-62	7-14	9-14	13	30	43	19	78	12	10	5	8	200
FG % 1st Half: 15-30 50.0%		2nd half: 16-32 50.0%		Game: 31-62 50.0%		Deadball									
3FG % 1st Half: 3-7 42.9%		2nd half: 4-7 57.1%		Game: 7-14 50.0%		Rebounds									
FT % 1st Half: 4-6 66.7%		2nd half: 5-8 62.5%		Game: 9-14 64.3%											

Officials: John Higgins, Ron Groover, Steve Olson  
Technical fouls: Wyoming-None. Cincinnati-JENIFER, Justin.  
Attendance: 1530

Score by periods	1st	2nd	Total
Wyoming	20	33	53
Cincinnati	37	41	78

Last FG - WYO 2nd-00:56, CIN 2nd-01:07.  
Largest lead - WYO None, CIN by 29 2nd-01:07.

Score tied - 0 times.  
Lead changed - 0 times.

## GAME 7 • NOV. 27, 2017 ALABAMA STATE (51) AT 11/9 CINCINNATI (83) BB&T ARENA (HIGHLAND HEIGHTS, KY.)

### Alabama State 51 • 0-7

#	Player	Total		3-Ptr		Rebounds			PF	TP
---	--------	-------	--	-------	--	----------	--	--	----	----

# 2017-18 BOXSCORES

## GAME 9 • DEC. 9, 2017 • NEVER FORGET TRIBUTE CLASSIC 17/17 CINCINNATI (60) VS 5/5 FLORIDA (66) PRUDENTIAL CENTER (NEWARK, N.J.)

### Cincinnati 60 • 7-2

#	Player	Total		3-Ptr		Rebounds			PF	TP	A	TO	Blk	Stl	Min
		FG-FGA	FG-FGA	FT-FTA	Off	Def	Tot								
11	CLARK, Gary	f	4-8	0-0	1-2	8	5	13	2	9	1	2	0	1	35
24	WASHINGTON, Kyle	f	4-8	1-1	2-2	0	4	4	3	11	0	4	1	1	23
01	EVANS, Jacob	g	4-13	0-4	5-7	1	5	6	4	13	0	5	1	2	37
03	JENIFER, Justin	g	0-3	0-2	0-0	0	0	0	2	0	1	1	0	0	23
34	CUMBERLAND, Jarron	g	4-12	2-6	0-1	1	1	2	4	10	2	2	2	1	29
02	WILLIAMS, Keith	g	0-0	0-0	0-0	0	1	1	0	0	0	1	0	0	2
13	SCOTT, Tre	g	0-1	0-0	0-0	1	1	2	1	0	0	1	0	0	19
25	BROOME, Cane	g	6-8	1-2	2-4	0	3	3	2	15	0	2	1	2	28
22	NSOSEME, Eliel	g	0-0	0-0	0-0	0	0	0	1	0	0	1	0	0	1
33	BROOKS, Nysier	g	1-1	0-0	0-0	0	2	2	2	2	0	0	0	0	3
Team					2	0	2				2				
Totals			23-54	4-15	10-16	13	22	35	21	60	4	21	5	7	200

FG % 1st Half: 12-27 44.4% 2nd half: 11-27 40.7% Game: 23-54 42.6%  
3FG % 1st Half: 3-8 37.5% 2nd half: 1-7 14.3% Game: 4-15 26.7%  
FT % 1st Half: 1-3 33.3% 2nd half: 9-13 69.2% Game: 10-16 62.5%

Deadball  
Rebounds  
2

### Florida 66 • 6-3

#	Player	Total		3-Ptr		Rebounds			PF	TP	A	TO	Blk	Stl	Min
		FG-FGA	FG-FGA	FT-FTA	Off	Def	Tot								
04	Koulechov, Egor	f	8-15	1-3	4-4	2	5	7	2	21	2	2	0	1	35
25	Stone, Keith	f	1-8	1-3	2-2	0	3	3	3	5	0	1	2	2	25
03	Hudson, Jalen	g	6-8	3-5	2-2	1	2	3	2	17	0	3	1	2	25
05	Allen, KeVaughn	g	1-5	0-2	0-1	0	1	1	2	2	1	1	0	0	26
11	Chiozza, Chris	g	6-10	1-2	2-2	1	3	4	4	15	6	3	0	0	36
00	Okauru, Mike	g	0-0	0-0	0-0	0	1	1	0	0	0	0	0	0	4
12	Gak, Gorjok	g	0-1	0-0	0-0	0	1	1	2	0	0	1	1	0	7
13	Hayes, Kavarrius	g	0-3	0-0	2-3	3	6	1	2	0	1	2	1	2	27
24	Ballard, Deaundrea	g	1-4	0-0	2-3	0	2	2	1	4	0	1	0	1	15
Team					4	1	5				2				
Totals			23-54	6-15	14-17	11	22	33	17	66	9	15	6	7	200

FG % 1st Half: 12-25 48.0% 2nd half: 11-29 37.9% Game: 23-54 42.6%  
3FG % 1st Half: 4-7 57.1% 2nd half: 2-8 25.0% Game: 6-15 40.0%  
FT % 1st Half: 6-7 85.7% 2nd half: 8-10 80.0% Game: 14-17 82.4%

Deadball  
Rebounds  
1

Officials: Byron Jarrett, Don Daily, Doug Shows  
Technical fouls: Cincinnati-None. Florida-None.  
Attendance: 9112  
2017 Never Forget Tribute Classic Game 2

Score by periods	1st	2nd	Total
Cincinnati	28	32	60
Florida	34	32	66

	Points	In Paint	Off T/O	2nd Chance	Fast Break	Bench
CIN	36	17	14	2	17	6
UF	24	27	8	11	6	

Last FG - CIN 2nd-03:22, UF 2nd-00:10.  
Largest lead - CIN by 6 1st-16:45, UF by 8 1st-06:42.

Score tied - 13 times.  
Lead changed - 10 times.

## GAME 11 • DEC. 16, 2017 25/RV CINCINNATI (77) AT RV/RV UCLA (63) PAULEY PAVILION (LOS ANGELES, CALIF.)

### Cincinnati 77 • 9-2

#	Player	Total		3-Ptr		Rebounds			PF	TP	A	TO	Blk	Stl	Min
		FG-FGA	FG-FGA	FT-FTA	Off	Def	Tot								
11	CLARK, Gary	f	5-11	0-1	0-0	3	8	11	2	10	4	0	3	3	35
24	WASHINGTON, Kyle	f	7-11	1-2	4-6	0	4	4	2	19	1	2	2	4	29
01	EVANS, Jacob	g	5-11	4-6	2-2	2	3	5	3	16	2	3	0	1	38
03	JENIFER, Justin	g	1-4	0-2	5-6	0	2	2	0	7	1	0	0	1	20
34	CUMBERLAND, Jarron	g	4-8	2-3	0-5	0	4	4	3	10	5	1	0	1	31
02	WILLIAMS, Keith	g	2-6	0-1	0-0	2	1	3	1	4	1	1	0	0	11
05	MOORE, Trevor	g	0-0	0-0	0-0	0	0	0	0	0	0	0	0	0	0+
13	SCOTT, Tre	g	0-0	0-0	0-0	1	0	1	1	0	0	0	0	0	5
25	BROOME, Cane	g	2-6	1-2	4-4	1	1	2	0	9	3	1	0	1	20
22	NSOSEME, Eliel	g	0-0	0-0	0-0	0	1	1	0	0	0	0	0	1	6
33	BROOKS, Nysier	g	1-1	0-0	0-0	0	1	1	4	2	0	0	0	0	5
Team					1	0	1				1				
Totals			27-58	8-17	15-23	10	25	35	16	77	17	9	5	12	200

FG % 1st Half: 13-28 46.4% 2nd half: 14-30 46.7% Game: 27-58 46.6%  
3FG % 1st Half: 5-11 45.5% 2nd half: 3-6 50.0% Game: 8-17 47.1%  
FT % 1st Half: 5-8 62.5% 2nd half: 10-15 66.7% Game: 15-23 65.2%

Deadball  
Rebounds  
4

### UCLA 63 • 7-3

#	Player	Total		3-Ptr		Rebounds			PF	TP	A	TO	Blk	Stl	Min
		FG-FGA	FG-FGA	FT-FTA	Off	Def	Tot								
14	Goloman, Gyorgy	f	1-3	0-1	1-2	1	2	3	4	3	1	2	1	0	18
40	Welsh, Thomas	c	2-7	0-2	0-0	4	5	9	3	4	4	3	0	0	35
03	Holiday, Aaron	g	6-12	3-7	2-2	0	0	0	2	17	3	4	0	0	37
13	Wilkes, Kris	g	5-13	1-5	1-2	3	5	8	3	12	2	2	2	1	28
23	Ali, Prince	g	3-5	2-4	0-0	0	1	1	1	8	0	1	0	0	24
00	Olesinski, Alex	g	1-2	1-2	2-2	0	7	7	3	5	0	0	0	0	22
04	Hands, Jaylen	g	5-13	4-7	0-0	1	3	4	3	14	1	4	1	1	26
05	Smith, Chris	g	0-1	0-1	0-1	0	0	0	2	0	0	2	0	0	8
34	Okwarabizie, Ikenna	g	0-0	0-0	0-0	0	0	0	0	0	0	0	0	0	2
Team					1	2	3								
Totals			23-56	11-29	6-9	10	25	35	21	63	11	18	4	2	200

FG % 1st Half: 8-21 38.1% 2nd half: 15-35 42.9% Game: 23-56 41.1%  
3FG % 1st Half: 3-11 27.3% 2nd half: 8-18 44.4% Game: 11-29 37.9%  
FT % 1st Half: 4-6 66.7% 2nd half: 2-3 66.7% Game: 6-9 66.7%

Deadball  
Rebounds  
1

Officials: John Higgins, Chris Rastatter, Nate Harris  
Technical fouls: Cincinnati-None. UCLA-None.  
Attendance: 10018

Score by periods	1st	2nd	Total
Cincinnati	36	41	77
UCLA	23	40	63

	Points	In Paint	Off T/O	2nd Chance	Fast Break	Bench
CIN	30	23	9	6	15	15
UCLA	20	11	4	4	19	

Last FG - CIN 2nd-02:49, UCLA 2nd-00:22.  
Largest lead - CIN by 19 2nd-15:40, UCLA by 5 1st-17:59.

Score tied - 4 times.  
Lead changed - 1 time.

## GAME 10 • DEC. 12, 2017 RV/RV MISSISSIPPI STATE (50) AT 25/RV CINCINNATI (65) BB&T ARENA (HIGHLAND HEIGHTS, KY.)

### Mississippi St. 50 • 8-1

#	Player	Total		3-Ptr		Rebounds			PF	TP	A	TO	Blk	Stl	Min
		FG-FGA	FG-FGA	FT-FTA	Off	Def	Tot								
24	Abdul Ado	f	0-1	0-0	0-0	2	2	4	1	0	0	1	3	4	27
35	Aric Holman	f	7-12	3-3	1-2	5	5	10	1	18	1	1	1	0	26
00	Nick Weatherspoon	g	6-11	0-1	0-0	0	1	1	2	12	2	2	0	3	26
11	Q Weatherspoon	g	3-12	1-3	5-6	1	6	7	3	12	3	3	0	1	34
23	Tyson Carter	g	3-7	2-5	0-0	0	0	0	1	8	1	0	0	0	23
01	Lamar Peters	g	0-11	0-7	0-0	0	1	1	4	0	2	6	0	1	21
02	Eli Wright	g	0-3	0-1	0-0	1	2	3	2	0	0	2	0	0	16
03	Xavian Stapleton	g	0-4	0-1	0-0	1	0	1	2	0	0	0	0	0	12
22	KeyShawn Feazell	g	0-1	0-0	0-0	0	0	0	0	0	0	0	0	0	2
34	Schneider Herard	g	0-1	0-0	0-0	1	2	3	0	0	0	0	0	0	9
45	E.J. Datcher	g	0-0	0-0	0-0	0	0	0	0	0	0	0	0	0	4
Team					6	2	8				1				
Totals			19-63	6-21	6-8	17	21	38	16	50	9	16	4	9	200

FG % 1st Half: 10-28 35.7% 2nd half: 9-35 25.7% Game: 19-63 30.2%  
3FG % 1st Half: 4-10 40.0% 2nd half: 2-11 18.2% Game: 6-21 28.6%  
FT % 1st Half: 1-2 50.0% 2nd half: 5-6 83.3% Game: 6-8 75.0%

Deadball  
Rebounds  
1,2

### Cincinnati 65 • 8-2

#	Player		Total			Rebounds			PF	TP	A	TO	Blk	Stl	Min
			FG-FGA	3-Ptr	FT-FTA	Off	Def	Tot							
11	CLARK, Gary	f	2-6	1-3	4-4	6	7	13	3	9	4	4	5	2	34
24	WASHINGTON, Kyle	f	8-15	0-1	0-0	0	5	5	1	16	1	1	1	0	31
01	EVANS, Jacob	g	7-13	4-7	6-6	2	6	8	2	24	2	2	3	0	35
03	JENIFER, Justin	g	1-3	1-1	0-0	0	0	0	1	3	3	1	0	0	19
32	CUMBERLAND, Jarron	g	1-8	1-4	4-6	1	4	5	0	7	3	2	1	0	30
04	WILLIAMS, Keith	g	2-4	0-2	0-0	0	1	1	1	4	0	2	1	1	1
05	MOORE, Trevor	g	1-1	0-0	0-0	0	0	0	1	0	1	0	0	0	3
13	SCOTT, Tre	g	0-0	0-0	0-0	0	0	0	1	0	1	0	0	0	6
06	BROOME, Cane	f	1-4	0-1	0-0	0	0	0	1	2	4	2	0	2	20
20	DIARRA, Mamoudou	g	0-0	0-0	0-0	0	0	0	0	0	0	0	0	0	1
33	BROOKS, Nysidur	g	0-0	0-0	0-0	0	1	1	0	0	0	0	0	0	8
Team						1	3	4							
Totals			22-54	7-20	14-16	10	27	37	11	65	18	14	11	5	200



## 2017-18 BOXSCORES

**GAME 13 • DEC. 21, 2017**  
**CLEVELAND STATE (62) AT 20/22 CINCINNATI (81)**  
**BB&T ARENA (HIGHLAND HEIGHTS, KY.)**

**Cleveland State 62 • 3-8**

#	Player	Total		3-Ptr		Rebounds			PF	TP	A	TO	Blk	Stl	Min
		FG-FGA	FG-FGA	FT-FTA	FT-FTA	Off	Def	Tot							
02	WRIGHT, Anthony	f	2-3	1-2	1-2	1	2	3	2	6	0	3	1	1	26
13	KENIC, Stefan	f	3-9	2-3	0-0	2	3	5	2	8	0	2	0	1	33
04	CARPENTER, Kenny	g	4-10	3-8	0-0	1	1	2	2	11	2	3	0	1	33
05	APPLEBY, Tyree	g	7-11	0-1	2-2	0	0	0	2	16	4	6	0	0	22
20	WORD, Bobby	g	3-4	2-2	0-0	0	2	2	0	8	0	0	0	1	27
01	THOMAS, Kasheem	g	1-4	1-2	0-0	0	0	0	1	3	1	0	0	0	11
03	HIGHSMITH, Dontel	g	1-2	1-2	3-4	0	1	1	2	6	3	2	0	0	26
11	HALES, Terrell	g	0-0	0-0	0-0	0	0	0	0	0	0	0	0	0	1
12	CHRISTIAN, Shawn	g	0-0	0-0	0-0	0	0	0	0	0	0	0	0	0	1
23	HAIRSTON, Jamarcus	g	2-3	0-1	0-0	1	3	4	2	4	1	0	1	0	20
Team						0	1	1							
Totals			23-46	10-21	6-8	5	13	18	13	62	11	17	2	4	200

FG % 1st Half: 13-19 68.4% 2nd half: 10-27 37.0% Game: 23-46 50.0% Deadball Rebounds 1,1  
 3FG % 1st Half: 7-12 58.3% 2nd half: 3-9 33.3% Game: 10-21 47.6%  
 FT % 1st Half: 1-2 50.0% 2nd half: 5-6 83.3% Game: 6-8 75.0%

**Cincinnati 81 • 11-2**

#	Player	Total		3-Ptr		Rebounds			PF	TP	A	TO	Blk	Stl	Min
		FG-FGA	FG-FGA	FT-FTA	FT-FTA	Off	Def	Tot							
11	CLARK, Gary	f	9-12	0-0	0-0	0	5	5	0	18	1	0	2	2	30
24	WASHINGTON, Kyle	f	6-7	0-1	2-5	4	5	9	2	14	0	1	0	0	25
01	EVANS, Jacob	g	3-8	1-4	0-0	2	2	4	3	7	4	1	1	1	33
03	JENIFER, Justin	g	1-4	1-3	0-0	0	1	1	0	3	7	2	0	2	23
34	CUMBERLAND, Jarron	g	5-14	2-6	4-4	2	2	4	3	16	4	2	0	3	29
02	WILLIAMS, Keith	g	2-4	1-1	0-0	1	1	2	1	5	0	0	0	0	9
05	MOORE, Trevor	g	1-3	1-3	0-0	0	0	0	0	3	1	0	0	0	9
13	SCOTT, Tre	g	1-1	0-0	0-0	0	0	0	0	2	0	0	1	0	10
14	BART, Jackson	g	0-0	0-0	0-0	0	0	0	0	0	0	0	0	0	1
15	BROOME, Cane	g	1-3	1-2	2-2	1	1	2	2	5	6	1	0	1	17
22	NSOSEME, Eliel	g	0-0	0-0	0-0	0	1	1	0	0	0	0	0	0	2
33	BROOKS, Nysier	g	4-5	0-0	0-0	2	0	2	0	8	1	1	1	1	12
Team						3	1	4							
Totals			33-61	7-20	8-11	15	19	34	11	81	24	11	5	10	200

FG % 1st Half: 18-32 56.3% 2nd half: 15-29 51.7% Game: 33-61 54.1% Deadball Rebounds 2  
 3FG % 1st Half: 5-13 38.5% 2nd half: 2-7 28.6% Game: 7-20 35.0%  
 FT % 1st Half: 2-2 100.0 2nd half: 6-9 66.7% Game: 8-11 72.7%

Officials: Anthony Jordan, Randy Heimerman, John Hampton  
 Technical fouls: Cleveland State-None. Cincinnati-None.  
 Attendance: 7988

Score by periods				Points	In	Off	2nd	Fast	Bench
Cleveland State	1st	2nd	Total						
Cincinnati	34	28	62						
Cincinnati	43	38	81						

Last FG - CSU 2nd-01:53, CIN 2nd-01:12.

Largest lead - CSU by 2 1st-15:30, CIN by 21 2nd-01:12.

Score tied - 3 times.  
 Lead changed - 8 times.

**GAME 15 • JAN. 4, 2018**  
**19/20 CINCINNATI (55) AT TEMPLE (53)**  
**LIACOURAS CENTER (PHILADELPHIA, PA.)**

**Cincinnati 55 • 13-2, 2-0**

#	Player	Total		3-Ptr		Rebounds			PF	TP	A	TO	Blk	Stl	Min
		FG-FGA	FG-FGA	FT-FTA	FT-FTA	Off	Def	Tot							
11	CLARK, Gary	f	3-4	0-0	4-7	2	2	4	3	10	1	1	1	0	29
24	WASHINGTON, Kyle	f	8-14	2-3	0-0	3	3	6	4	18	1	0	1	0	22
01	EVANS, Jacob	g	6-14	0-3	2-3	3	3	6	0	14	4	2	1	3	39
03	JENIFER, Justin	g	2-7	1-3	4-6	0	1	1	1	9	3	3	0	0	35
34	CUMBERLAND, Jarron	g	0-6	0-4	0-2	0	6	6	2	0	1	3	0	0	36
02	WILLIAMS, Keith	g	0-2	0-0	0-0	0	0	0	0	0	0	0	0	1	6
05	MOORE, Trevor	g	0-1	0-1	0-0	2	1	3	1	0	0	1	0	2	11
13	SCOTT, Tre	g	0-0	0-0	2-2	1	1	2	0	2	0	4	0	0	4
22	NSOSEME, Eliel	g	0-0	0-0	0-0	0	1	1	0	0	0	0	0	0	2
33	BROOKS, Nysier	g	1-3	0-0	0-0	4	3	7	3	2	0	2	1	0	16
Team						2	2	4							
Totals			20-51	3-14	12-20	17	23	40	14	55	10	16	4	6	200

FG % 1st Half: 8-22 36.4% 2nd half: 12-29 41.4% Game: 20-51 39.2% Deadball Rebounds 4  
 3FG % 1st Half: 2-3 66.7% 2nd half: 1-11 9.1% Game: 3-14 21.4%  
 FT % 1st Half: 8-9 88.9% 2nd half: 4-11 36.4% Game: 12-20 60.0%

**Temple 53 • 7-7, 0-3**

#	Player	Total		3-Ptr		Rebounds			PF	TP	A	TO	Blk	Stl	Min
		FG-FGA	FG-FGA	FT-FTA	FT-FTA	Off	Def	Tot							
00	ENECHIONYIA, Obi	f	4-11	3-8	3-5	3	5	8	3	14	0	1	0	0	28
24	AFLAKPUI, Ernest	c	4-6	0-0	0-0	3	1	4	5	8	2	2	0	1	26
01	BROWN, Josh	g	2-11	0-1	2-2	3	8	11	0	6	2	0	1	0	36
03	ALSTON, JR., Shizz	g	4-8	2-4	2-3	0	0	0	0	12	0	2	0	1	29
13	ROSE, Quinton	g	1-6	0-3	0-0	0	1	1	1	3	2	3	1	3	30
02	MOORE II, Alani	g	0-1	0-1	3-3	0	0	0	1	3	2	1	0	2	14
04	MOORMAN II, J.P.	g	0-0	0-0	0-0	1	0	1	1	0	0	0	0	1	1
15	PIERRE-LOUIS, Nate	g	2-6	1-2	1-1	0	1	1	3	6	0	0	0	2	12
22	PERRY, DeVondre	g	1-7	0-4	0-0	3	2	5	2	2	0	1	2	0	14
23	MOORE, Damion	g	0-0	0-0	0-0	0	0	0	0	0	0	2	0	0	10
Team						4	0	4							
Totals			18-56	6-23	11-14	17	18	35	17	53	9	11	4	10	200

FG % 1st Half: 10-26 38.5% 2nd half: 8-30 26.7% Game: 18-56 32.1% Deadball Rebounds 1  
 3FG % 1st Half: 5-12 41.7% 2nd half: 1-11 9.1% Game: 6-23 26.1%  
 FT % 1st Half: 4-6 66.7% 2nd half: 7-8 87.5% Game: 11-14 78.6%

Officials: Roger Ayers, Dwayne Gladden, Nathan Farrell  
 Technical fouls: Cincinnati-None. Temple-TEAM.  
 Attendance: 4274

Score by periods				Points	In	Off	2nd	Fast	Bench
Cincinnati	1st	2nd	Total						
Cincinnati	26	29	55						
Temple	29	24	53						

Last FG - CIN 2nd-00:01, TU 2nd-05:16.

Largest lead - CIN by 3 1st-15:34, TU by 8 2nd-08:25.

Score tied - 6 times.  
 Lead changed - 3 times.

**GAME 14 • DEC. 31, 2017**  
**MEMPHIS (48) AT 21/22 CINCINNATI (82)**  
**BB&T ARENA (HIGHLAND HEIGHTS, KY.)**

**Memphis 48 • 9-5 (0-1)**

#	Player	Total		3-Ptr		Rebounds			PF	TP	A	TO	Blk	Stl	Min
		FG-FGA	FG-FGA	FT-FTA	FT-FTA	Off	Def	Tot							
00	DAVENPORT, Kyvon	f	2-6	1-4	0-2	0	2	2	3	5	0	2	1	0	16
02	RIVERS, Jimario	f	0-1	0-1	0-0	0	0	0	2	0	1	3	0	0	20
13	PARKS JR, Mike	f	4-7	1-1	1-4	2	1	3	1	10	0	0	0	0	32
01	JOHNSON, Jamal	g	0-5	0-2	0-0	2	4	6	3	0	2	1	1	0	26
03	MARTIN, Jeremiah	g	4-14	0-5	0-3	1	4	5	2	8	0	3	0	2	30
04	THORNTON, Raynere	g	1-1	1-1	0-0	0	1	1	2	1	3	1	0	0	16
05	BREWTON JR, Kareem	g	6-13	0-3	5-6	2	3	5	2	17	1	0	0	0	17
11	RHODES, Malik	g	1-5	1-4	0-0	0	0	0	1	3	1	3	0	0	15
12	ENOH, Victor	g	0-3	0-0	2-2	2	2	4	0	2	0	0	0	0	14
15	NICKELBERRY, David	g	0-1	0-1	0-0	0	0	0	0	0	0	1	0	0	14
Team						1	2	3							
Totals			18-56	4-22	8-17	11	19	30	15	48	6	13	2	2	200

FG % 1st Half: 7-27 25.9% 2nd half: 11-29 37.9% Game: 18-56 32.1% Deadball Rebounds 4  
 3FG % 1st Half: 2-12 16.7% 2nd half: 2-10 20.0% Game: 4-22 18.2%  
 FT % 1st Half: 0-5 0.0% 2nd half: 8-12 66.7% Game: 8-17 47.1%

**Cincinnati 82 • 12-2 (1-0)**

#	Player		Total		3-Ptr		Rebounds			PF	TP	A	TO	Blk	Stl	Min
			FG-FGA	FG-FGA	FT-FTA	FT-FTA	Off	Def	Tot							
01	EVANS, Jacob	f	5-10	2-4	0-0	2	3	5	1	12	6	2	0	1	31	
11	CLARK, Gary	f	5-7	1-1	2-4	1	9	10	1	13	2	2	1	2	23	
24	WASHINGTON, Kyle	f	2-6	0-0	2-3	1	1	2	3	6	0	0	2	0	14	
34	CUMBERLAND, Jarron	f	6-9	2-3	1-1	2	6	8	2	15	4	1	1	2	29	
03	JENIFER, Justin	g	3-6	1-3	0-0	0	1	1	0	7	4	0	0	2	23	
02	WILLIAMS, Keith		1-3	0-1	1-2	0	0	0	1	3	1	2	0	0	17	
05	MOORE, Trevor		4-7	3-6	1-2	2	0	2	2	12	1	0	0	1	16	
13	SCOTT, Tre		0-0	0-0	1-2	2	1	3	0	1	3	0	0	0	13	
14	BART, Jackson		0-0	0-0	0-0	1	0	1	0	0	0	0	0	1	1	
23	DIARR, Maroudou		2-3	0-0	0-0	0	0	0	0	2	0	0	0	0	9	
22	NSOSEME, Eliel		2-5	0-0	1-3	1	3	4	1	5	0	0	0	0	4	
31	MARTIN, Sam		0-0	0-0	0-0	0	0	0	1	0	2	0	0	0	2	
32	KOZT, John		0-0	0-0	0-0	0	0	0	0	0	0	0	0	1	1	
33	BROOKS, Nysier		3-6	0-0	0-0	0	3	3	2	6	0	2	0	0	17	
Team						2	3	5								
Totals			32-61	9-18	9-17	14	31	45	14	82	23	9	4	9	200	
FG % 1st Half: 14-30			46.7%	2nd half: 18-31	58.1%	Game: 32-61			52.5%	Deadball Rebounds 4.1						
3FG % 1st Half: 4-9			44.4%	2nd half: 5-9	55.6%	Game: 9-18			50.0%							
FT % 1st Half: 3-6			50.0%	2nd half: 6-11	54.5%	Game: 9-17			52.9%							

GAME 17 • JAN. 13, 2018  
14/13 CINCINNATI (78) AT USF (55)  
USF SUN DOME (TAMPA, FLA.)

Cincinnati 78 • 15-2 (4-0 AAC)

#	Player	Total				3-Ptr				Rebounds				PF	TP	A	TO	Blk	Stl	Min
		FG	FGA	FG	FGA	FT	FTA	Off	Def	Total										
11	CLARK, Gary	f	3-7	0-2	4-4	5	5	10	2	10	3	1	0	0	33					
24	WASHINGTON, Kyle	f	3-7	0-1	8-8	3	3	6	3	14	0	2	3	0	30					
01	EVANS, Jacob	g	5-9	2-3	4-4	0	2	2	2	16	4	0	0	2	37					
03	JENIFER, Justin	g	1-2	0-1	4-4	0	1	1	1	6	2	0	0	1	19					
34	CUMBERLAND, Jarron	g	7-11	4-7	0-0	0	3	3	4	18	1	1	0	0	21					
02	WILLIAMS, Keith	0-1	0-0	0-0	0	0	0	0	0	1	1	0	0	0	5					
05	MOORE, Trevor	0-2	0-0	1-2	0	1	1	1	1	0	0	0	0	1	16					
13	SCOTT, Tre	0-0	0-0	1-2	0	1	1	2	1	0	0	0	0	1	8					
15	BROOME, Cane	1-2	1-2	3-5	0	0	0	0	6	4	1	0	1	0	21					
22	NSOSEME, Eliel	0-0	0-0	0-0	0	0	0	0	0	0	0	0	0	0	1					
33	BROOKS, Nysier	2-2	0-0	2-2	1	1	2	3	6	0	1	2	0	0	9					
Team						1	3	4												
Totals			22-43		7-16		27-31		10	20	30	18	78	15	8	5	6	200		
FG % 1st Half: 8-23		34.8%	2nd half: 14-20		70.0%	Game: 22-43		51.2%									Deadball 2			
3FG % 1st Half: 2-9		22.2%	2nd half: 5-7		71.4%	Game: 7-16		43.8%												
FT % 1st Half: 17-18		94.4%	2nd half: 10-13		76.9%	Game: 27-31		87.1%												

USF 55 • 7-11 (0-5 AAC)

#	Player		Total		3-Ptr		Rebounds			PF	TP	A	TO	Blk	Stl	Min		
			FG	FGA	FG	FGA	FT	FTA	Off								Def	Tot
05	MARTIN, Malik	f	1-3	1-1	0-0		3	0	3	2	3	1	1	2	0	23		
41	SCEKIC, Nikola	c	0-0	0-0	0-0		0	2	2	2	0	0	0	0	0	16		
00	JIGGETTS, Stephan	g	3-10	1-4	2-2		1	2	3	3	9	0	2	0	0	29		
02	SAMUEL, Terrence	g	2-6	1-1	2-2		0	2	2	0	7	1	2	0	2	29		
13	BROWN, Justin	g	1-4	0-1	0-0		1	0	1	3	2	2	0	0	0	11		
01	MANDERSON, Isaiah	2-5	0-0	1-1	1	3	4	3	5	1	0	0	0	0	0	23		
04	BANKS, Payton	7-10	4-5	4-6	0	0	0	0	3	22	0	1	0	2	0	29		
11	COLLINS, David	2-5	0-1	3-5	0	1	1	3	7	3	3	1	1	1	0	27		
21	DA SILVA, Tulio	0-2	0-0	0-0	0	2	2	2	0	0	2	0	0	0	0	13		
Team							3	1	4									
Totals			18-45		7-13		12-16		9	13	22	21	55	8	13	3	5	200
FG % 1st Half: 12-21		57.1%	2nd half: 6-24		25.0%	Game: 18-45		40.0%	Deadball									
3FG % 1st Half: 4-5		80.0%	2nd half: 3-8		37.5%	Game: 7-13		53.8%										
FT % 1st Half: 5-7		71.4%	2nd half: 7-9		77.8%	Game: 12-16		75.0%									Rebounds 2	

Officials: Bo Boroski, Kelly Self, Randy Heimerman  
Technical fouls: Cincinnati-None. USF-None.  
Attendance: 3609

Score by periods	1st	2nd	Total
Cincinnati	35	43	78
USF	33	22	55

Last FG - CIN 2nd-00:05, USF 2nd-01:53.  
Largest lead - CIN by 24 2nd-02:32, USF by 10 1st-08:50.

Points	In	Off	2nd	Fast	Bench
CIN	22	11	13	10	14
USF	14	8	10	2	34

Score tied - 2 times.  
Lead changed - 4 times.

GAME 18 • JAN. 16, 2018  
12/11 CINCINNATI (49) AT UCF (38)  
CFE ARENA (ORLANDO, FLA.)

Cincinnati 49 • 16-2, 5-0

#	Player		Total		3-Ptr		Rebounds			PF	TP	A	TO	Blk	Stl	Min		
			FG	FGA	FG	FGA	FT	FTA	Off								Def	Tot
11	CLARK, Gary	f	8-15	1-3	0-0		3	12	15	2	17	1	1	1	2	35		
24	WASHINGTON, Kyle	f	3-7	1-3	0-0		1	3	4	2	7	0	0	1	0	24		
01	EVANS, Jacob	g	3-14	1-6	3-4		0	2	2	1	10	4	2	3	1	38		
03	JENIFER, Justin	g	0-1	0-1	0-0		0	0	0	2	0	1	0	0	1	14		
34	CUMBERLAND, Jarron	g	1-4	1-3	2-4		1	1	2	1	5	4	3	0	1	34		
05	MOORE, Trevor		1-3	0-1	1-2		0	3	3	2	3	0	0	0	0	14		
13	SCOTT, Tre		1-1	0-0	0-0		2	0	2	0	2	0	0	0	0	10		
15	BROOME, Cane		1-7	1-3	0-0		0	2	2	1	3	5	2	0	0	21		
33	BROOKS, Nysier		1-2	0-0	0-0		0	0	0	2	2	0	0	1	0	10		
Team							4	1	5									
Totals				19-54		5-20		6-10		11	24	35	13	49	15	9	6	200
FG % 1st Half: 6-26			23.1%	2nd half: 13-28			46.4%	Game: 19-54			35.2%	Deadball						
3FG % 1st Half: 2-8			25.0%	2nd half: 3-12			25.0%	Game: 5-20			25.0%	Rebounds						
FT % 1st Half: 1-2			50.0%	2nd half: 5-8			62.5%	Game: 6-10			60.0%	4.1						

UCF 38 • 12-6, 3-3

#	Player		Total		3-Ptr		Rebounds			PF	TP	A	TO	Blk	Stl	Min	
			FG	FGA	FG	FGA	FT	FTA	Off								Def
03	DAVIS, AJ	f	1-7	0-2	1-2		2	5	7	3	3	3	3	0	0	32	
24	FALL, Tacko	c	3-4	0-0	1-4		2	7	9	0	7	0	1	1	0	24	
02	ALLEN, Terrell	g	3-10	1-3	0-0		1	1	2	3	7	2	4	0	0	39	
04	DEJESUS, Ceasar	g	0-7	0-2	0-0		0	1	1	1	0	3	2	0	1	24	
33	MUMIN, Djordjije	g	2-4	2-4	0-0		0	0	0	2	6	0	0	0	0	14	
01	TAYLOR, BJ		3-7	0-0	0-2		0	1	1	1	6	1	1	0	0	21	
05	DOUGLAS, Myles		0-2	0-1	0-0		0	1	1	0	0	0	0	0	0	5	
10	GRIFFIN, Dayon		2-8	2-5	1-2		1	1	2	0	7	2	1	0	2	25	
21	BROWN, Chad		1-1	0-0	0-0		1	4	5	1	2	0	0	0	0	16	
Team							5	3	8								
Totals				15-50	5-17		3-10	12	24	36	11	38	11	14	1	3	200
FG % 1st Half: 7-31			22.6%	2nd half: 8-19			42.1%	Game: 15-50			30.0%	Deadball					
3FG % 1st Half: 2-9			22.2%	2nd half: 3-8			37.5%	Game: 5-17			29.4%	Rebounds					
FT % 1st Half: 3-8			37.5%	2nd half: 0-2			0.0%	Game: 3-10			30.0%	5					

Officials: Michael Stephens, Timothy Nestor, Steve Olson  
Technical fouls: Cincinnati-None. UCF-None.  
Attendance: 7565

Score by periods	1st	2nd	Total
Cincinnati	15	34	49
UCF	19	19	38

Points	In	Off	2nd	Fast	Bench
CIN	24	18	16	2	10
UCF	18	6	3	0	15

Last FG - CIN 2nd-00:54, UCF 2nd-03:33.  
Largest lead - CIN by 11 2nd-00:54, UCF by 9 1st-12:01.

Score tied - 3 times.  
Lead changed - 3 times.

GAME 19 • JAN. 20, 2018  
ECU (60) AT 12/11 CINCINNATI (86)  
BB&T ARENA (HIGHLAND HEIGHTS, KY.)

ECU 60 • 8-11 (2-6)

#	Player		Total		3-Ptr		Rebounds			PF	TP	A	TO	Blk	Stl	Min
			FG-FGA	FG-FGA	FT-FTA	Off	Def	Tot								
15	BARKLEY, Kentrell	f	5-12	0-3	0-0	2	6	8	1	10	3	2	3	0	28	
25	CRAIG, Jabari	f	1-2	0-0	1-2	0	2	2	4	3	0	1	0	0	9	
00	FLEMING, Isaac	g	6-12	1-2	2-2	3	0	3	2	15	0	5	0	1	25	
21	TYSON, B.J.	g	2-9	0-2	3-3	0	1	1	1	7	2	2	2	1	36	
55	WILLIAMS, Shawn	g	6-13	3-9	0-0	0	3	3	1	15	2	1	0	1	37	
02	DAVIS, K.J.		0-0	0-0	0-0	0	0	0	0	0	0	0	0	0	2	
10	JACKSON, Aaron		1-4	0-0	0-0	1	0	1	0	2	0	0	0	0	9	
13	WHATLEY, Justin		0-1	0-0	0-0	1	1	2	2	0	0	1	0	0	12	
32	SPASOJEVIC, Dimitri		4-6	0-0	0-0	2	2	4	3	8	1	1	0	0	19	
35	HARUNA, Usman		0-0	0-0	0-4	1	3	4	0	0	0	1	0	0	22	
52	OBASOZHAN, Justice		0-0	0-0	0-0	0	0	0	1	0	0	0	0	0	1	
Team						0	1	1				2				
Totals			25-59	4-16	6-11	10	19	29	19	60	8	15	6	3	200	
FG % 1st Half: 16-29			55.2%	2nd half: 9-30	30.0%	Game: 25-59		42.4%	Deadball Rebounds							
3FG % 1st Half: 3-7			42.9%	2nd half: 1-9	11.1%	Game: 4-16		25.0%	3,2							
FT % 1st Half: 3-7			60.0%	2nd half: 1-6	50.0%	Game: 6-11		54.5%								



GAME 25 • FEB. 11, 2018  
6/6 CINCINNATI (76) AT SMU (51)  
MOODY COLISEUM (DALLAS, TEXAS)

Cincinnati 76 • 23-2, 12-0 AAC

#	Player	Total		3-Ptr		Rebounds			PF	TP	A	TO	Blk	Stl	Min
		FG-FGA	FG-FGA	FT-FTA	Off	Def	Tot								
01	EVANS, Jacob	f	2-8	1-5	4-4	1	4	5	1	9	4	0	0	0	28
11	CLARK, Gary	f	4-8	1-1	2-3	3	3	6	3	11	2	0	2	2	18
24	WASHINGTON, Kyle	f	8-12	0-1	1-1	1	7	8	1	17	0	1	2	0	18
03	JENIFER, Justin	g	2-3	2-3	0-0	0	4	4	0	6	5	1	0	1	19
34	CUMBERLAND, Jarron	g	4-7	1-4	3-4	1	2	3	0	12	4	0	0	2	25
02	WILLIAMS, Keith		3-5	0-1	2-2	0	0	0	1	8	1	2	0	1	12
05	MOORE, Trevor		0-4	0-4	0-0	0	1	1	1	0	0	2	1	0	15
13	SCOTT, Tre		1-5	0-1	0-0	3	2	5	2	2	4	0	0	1	18
15	BROOME, Cane		0-1	0-0	3-5	0	1	1	0	3	1	0	0	0	17
22	NSOSEME, Eliel		2-3	0-0	0-1	1	0	1	1	4	1	1	0	0	11
33	BROOKS, Nysier		2-7	0-0	0-2	2	3	5	3	4	1	0	1	1	19
Team						1	1	2							
Totals			28-63	5-20	15-22	13	28	41	13	76	23	7	6	8	200

FG % 1st Half: 11-33 33.3% 2nd half: 17-30 56.7% Game: 28-63 44.4%  
3FG % 1st Half: 2-9 22.2% 2nd half: 3-11 27.3% Game: 5-20 25.0%  
FT % 1st Half: 8-11 72.7% 2nd half: 7-11 63.6% Game: 15-22 68.2%

Deadball  
Rebounds  
4

SMU 51 • 15-10, 5-7 AAC

#	Player	Total		3-Ptr		Rebounds			PF	TP	A	TO	Blk	Stl	Min
		FG-FGA	FG-FGA	FT-FTA	Off	Def	Tot								
23	AGAU, Akoy	f	2-5	0-0	2-2	3	10	13	4	6	2	1	2	0	30
00	McMURRAY, Jhmal	g	8-18	3-10	0-0	3	3	6	2	19	1	2	0	0	38
20	MORRIS, Elijah	g	1-8	1-7	0-0	1	1	2	2	3	2	1	0	0	33
21	EMOLOGU, Ben	g	1-8	0-3	0-1	1	2	3	1	2	0	2	0	0	24
31	WHITT, Jimmy	g	7-14	0-0	5-7	1	4	5	2	19	3	1	1	2	40
03	DOUGLAS, William		0-4	0-2	2-2	0	3	3	3	2	2	4	0	1	27
12	PYLE, James		0-2	0-2	0-0	1	0	1	0	0	0	1	0	0	8
Team						2	2	4							
Totals			19-59	4-24	9-12	12	25	37	14	51	10	14	3	3	200

FG % 1st Half: 9-35 25.7% 2nd half: 10-24 41.7% Game: 19-59 32.2%  
3FG % 1st Half: 1-13 7.7% 2nd half: 3-11 27.3% Game: 4-24 16.7%  
FT % 1st Half: 2-4 50.0% 2nd half: 7-8 87.5% Game: 9-12 75.0%

Deadball  
Rebounds  
3

Officials: Doug Simmons, Ted Valentine, Pat Adams  
Technical fouls: Cincinnati-None. SMU-None.  
Attendance: 6935

Score by periods	1st	2nd	Total
Cincinnati	32	44	76
SMU	21	30	51

Points	In	Off	2nd	Fast	Bench
CIN	38	18	11	9	21
SMU	28	10	11	9	2

Last FG - CIN 2nd-00:43, SMU 2nd-01:23.  
Largest lead - CIN by 35 2nd-11:33, SMU by 5 1st-17:07.

Score tied - 1 time.  
Lead changed - 1 time.

GAME 26 • FEB. 15 2018  
5/5 CINCINNATI (62) AT RV/RV HOUSTON (67)  
H&PE ARENA (HOUSTON, TEXAS)

Cincinnati 62 • 23-3, 12-1 AAC

#	Player	Total		3-Ptr		Rebounds			PF	TP	A	TO	Blk	Stl	Min
		FG-FGA	FG-FGA	FT-FTA	Off	Def	Tot								
01	EVANS, Jacob	f	3-9	1-4	9-12	3	2	5	2	16	2	3	1	2	40
11	CLARK, Gary	f	4-10	0-1	5-8	1	6	7	4	13	2	3	0	1	39
24	WASHINGTON, Kyle	c	4-9	0-1	2-3	1	3	4	2	10	0	4	1	0	28
03	JENIFER, Justin	g	2-4	1-2	2-2	1	0	1	2	7	1	0	0	0	27
34	CUMBERLAND, Jarron	g	3-9	2-6	6-7	3	1	4	2	14	1	1	0	1	37
05	MOORE, Trevor		0-1	0-1	0-0	0	1	1	0	0	0	0	0	0	10
13	SCOTT, Tre		1-1	0-0	0-0	0	0	0	0	2	0	1	0	0	6
15	BROOME, Cane		0-0	0-0	0-0	0	0	0	2	0	1	0	0	0	6
22	NSOSEME, Eliel		0-0	0-0	0-0	0	0	0	0	0	0	0	0	0	2
33	BROOKS, Nysier		0-1	0-0	0-0	0	5	5	2	0	0	1	1	0	5
Team						0	0	0							
Totals			17-44	4-15	24-32	9	18	27	16	62	7	13	3	4	200

FG % 1st Half: 11-25 44.0% 2nd half: 6-19 31.6% Game: 17-44 38.6%  
3FG % 1st Half: 3-8 37.5% 2nd half: 1-7 14.3% Game: 4-15 26.7%  
FT % 1st Half: 2-3 66.7% 2nd half: 22-29 75.9% Game: 24-32 75.0%

Deadball  
Rebounds  
1

Houston 67 • 20-5, 10-3 AAC

#	Player	Total		3-Ptr		Rebounds			PF	TP	A	TO	Blk	Stl	Min
		FG-FGA	FG-FGA	FT-FTA	Off	Def	Tot								
15	DAVIS, Devin	f	7-13	0-0	2-2	4	6	10	3	16	1	2	1	1	34
24	BRADY, Breanon	f	2-2	0-0	0-3	0	4	4	3	4	0	2	0	0	14
05	DAVIS Jr., Corey	g	6-9	4-5	0-0	1	3	4	5	16	0	0	0	3	33
25	ROBINSON, Jr., Galen	g	1-3	0-0	0-0	0	2	2	1	2	6	3	0	1	26
32	GRAY, Rob	g	3-13	1-7	6-6	1	0	1	2	13	4	4	0	1	29
03	BROOKS, Armoni		4-7	2-4	2-3	0	3	3	2	12	1	0	2	0	28
12	VANBECK, Wes		0-1	0-1	0-0	0	1	1	0	0	0	0	0	1	4
13	ZANNA, Nura		1-1	0-0	0-2	5	3	8	5	2	0	1	0	0	19
35	WHITE Jr., Fabian		0-1	0-0	2-2	0	2	2	3	2	0	2	1	0	13
Team						0	1	1							
Totals			24-50	7-17	12-18	11	25	36	24	67	12	15	4	7	200

FG % 1st Half: 10-24 41.7% 2nd half: 14-26 53.8% Game: 24-50 48.0%  
3FG % 1st Half: 2-6 33.3% 2nd half: 5-11 45.5% Game: 7-17 41.2%  
FT % 1st Half: 2-6 33.3% 2nd half: 10-12 83.3% Game: 12-18 66.7%

Deadball  
Rebounds  
3

Officials: Jamie Luckie (CC), Jeffrey Anderson (R1), Byron Jarrett (R)  
Technical fouls: Cincinnati-None. Houston-None.  
Attendance: 5363

Score by periods	1st	2nd	Total
Cincinnati	27	35	62
Houston	24	43	67

Points	In	Off	2nd	Fast	Bench
CIN	22	22	10	0	2
HOU	26	10	17	4	16

Last FG - CIN 2nd-00:00, HOU 2nd-01:01.  
Largest lead - CIN by 13 1st-11:37, HOU by 8 2nd-00:04.

Score tied - 5 times.  
Lead changed - 4 times.

GAME 27 • FEB. 18, 2018  
19/18 WICHITA STATE (76) AT 5/5 CINCINNATI (72)  
BB&T ARENA (HIGHLAND HEIGHTS, KY.)

Wichita State 76 • 21-5 (11-3)

#	Player	Total		3-Ptr		Rebounds			PF	TP	A	TO	Blk	Stl	Min
		FG-FGA	FG-FGA	FT-FTA	Off	Def	Tot								
00	KELLY, Rashard	f	3-4	0-1	1-3	2	2	4	4	7	4	0	0	0	26
01	BROWN, Zach	f	2-3	2-3	0-0	0	1	1	2	6	1	2	0	0	16
24	MORRIS, Shaquille	c	5-9	0-0	3-4	2	1	3	2	13	1	1	2	2	33
11	SHAMET, Landry	g	6-13	3-6	4-5	1	3	4	0	19	5	5	0	0	37
12	REAVES, Austin	g	5-8	2-5	0-0	0	0	0	1	12	0	2	0	0	25
20	NURGER, Rauno		0-0	0-0	0-0	0	0	0	3	0	0	0	0	0	6
21	WILLIS Jr., Darral		1-3	0-0	3-4	0	4	4	3	5	2	3	0	0	14
32	McDUFFIE, Markis		3-6	1-2	1-2	2	3	5	3	8	1	1	0	0	25
33	FRANKAMP, Conner		2-5	0-1	2-2	0	1	1	3	6	2	1	0	1	18
Team						2	2	4							
Totals			27-51	8-18	14-20	9	17	26	21	76	16	15	2	3	200

FG % 1st Half: 14-23 60.9% 2nd half: 13-28 46.4% Game: 27-51 52.9%  
3FG % 1st Half: 5-9 55.6% 2nd half: 3-9 33.3% Game: 8-18 44.4%  
FT % 1st Half: 9-11 81.8% 2nd half: 5-9 55.6% Game: 14-20 70.0%

Deadball  
Rebounds  
3,2

Cincinnati 72 • 23-4 (12-2)

		Total	3-Ptr		Rebounds										
#	Player	FG-FGA	FG-FGA	FT-FTA	Off	Def	Tot	PF	TP	A	TO	Blk	Stl	Min	
11	CLARK, Gary	f	3-7	1-4	4-4	1	7	8	3	11	3	0	1	3	37
24	WASHINGTON, Kyle	f	3-5	0-1	0-1	0	2	2	2	6	0	1	2	0	17
01	EVANS, Jacob	g	4-10	1-4	7-10	4	3	7	4	16	3	4	1	2	35
03	JENIFER, Justin	g	0-0	0-0	2-2	0	0	0	0	2	1	0	0	1	11
34	CUMBERLAND, Jarron	g	7-17	3-10	1-1	0	2	2	3	18	3	3	0	2	34
02	WILLIAMS, Keith		0-0	0-0	1-2	1	0	1	0	1	0	0	0	0	6
05	MOORE, Trevor		0-2	0-1	0-0	1	0	1	0	0	0	0	0	0	6
13	SCOTT, Tre		1-1	0-0	0-0	0	0	0	1	2	0	0	0	0	4
15	BROOME, Cane		7-10	2-3	0-1	0	2	2	1	16	1	2	0	0	28
22	NSOSEME, Eliel		0-0	0-0	0-0	0	0	0	2	0	0	1	0	0	13
33	BROOKS, Nysier		0-0	0-0	0-0	0	0	0	3	0	0	1	1	0	9
Team						3	1	4			1				
Totals			25-52	7-23	15-21	10	17	27	19	72	11	13	5	8	200



GAME 29 • FEB. 25, 2018  
TULSA (74) AT 11/11 CINCINNATI (82)  
BB&T ARENA (HIGHLAND HEIGHTS, KY.)

Tulsa 74 • 17-11 (10-6)

##	Player		Total		3-Ptr	FT-FTA	Rebounds			PF	TP	A	TO	Blk	Stl	Min
			FG-FGA	FG-FGA			Off	Def	Tot							
00	ETOU, Junior	f	7-16	4-10	3-4	3	1	4	2	1	21	2	2	0	0	31
01	IGBANU, Martins	f	4-5	0-0	1-2	2	3	5	0	9	4	1	0	0	0	27
03	JOINER, Elijah	g	2-4	2-3	0-0	1	3	4	3	6	6	2	0	0	0	28
05	KORITA, Lawson	g	2-3	1-2	0-0	1	1	2	0	5	0	0	0	0	0	26
32	HENDERSON JR., Corey	g	4-13	3-9	0-0	1	0	1	2	11	4	2	0	1	1	30
02	JEFFRIES, DaQuan	g	3-7	2-4	0-0	2	2	4	2	8	1	2	3	1	1	23
10	SCOTT, Curran	g	3-7	1-1	2-2	3	0	3	2	9	0	1	0	0	0	20
13	WHEELER, Jaleel	g	2-4	1-1	0-0	0	1	1	1	5	0	2	0	0	0	13
35	ARTISON, Geno	g	0-0	0-0	0-0	0	0	0	0	0	1	0	0	0	0	2
Team							2	0	2							
Totals			27-59	14-30	6-8	15	11	26	11	74	18	12	3	2	2	200
FG % 1st Half: 16-27 59.3% 2nd half: 11-32 34.4% Game: 27-59 45.8%																
3FG % 1st Half: 9-14 64.3% 2nd half: 5-16 31.3% Game: 14-30 46.7%																
FT % 1st Half: 6-8 75.0% 2nd half: 0-0 0.0% Game: 6-8 75.0%																
Deadball Rebounds 2,2																

Cincinnati 82 • 25-4 (14-2)

#	Player		Total		3-Ptr	Rebounds			PF	TP	A	TO	Blk	Stl	Min	
			FG-FGA	FG-FGA		FT-FTA	Off	Def								Tot
11	CLARK, Gary	f	7-10	2-2	1-2	1	1	2	3	17	2	3	1	3	28	
24	WASHINGTON, Kyle	f	4-7	0-0	0-0	0	4	4	2	8	0	1	0	0	23	
01	EVANS, Jacob	g	5-11	4-5	1-2	3	3	6	2	15	7	0	0	0	35	
03	JENIFER, Justin	g	2-2	2-2	0-0	0	0	0	0	6	5	1	0	0	16	
34	CUMBERLAND, Jarron	g	6-10	4-7	1-1	1	4	5	1	17	8	3	0	2	34	
02	WILLIAMS, Keith	g	1-2	0-0	0-1	1	0	1	0	2	0	1	1	0	7	
05	MOORE, Trevor	g	1-3	0-2	0-0	1	0	1	0	2	0	2	0	0	14	
13	SCOTT, Tre	g	0-3	0-0	0-0	3	4	7	3	0	0	1	1	0	21	
15	BROOME, Cane	g	5-7	3-4	2-2	0	1	1	2	15	4	1	1	0	20	
22	NSOSEME, Eliel	g	0-0	0-0	0-0	0	0	0	0	0	0	0	0	0	1	
33	BROOKS, Nysier	g	0-1	0-0	0-0	0	0	0	0	0	0	1	0	0	1	
Team						3	0	3	1							
Totals			31-56	15-22	5-8	13	17	30	14	82	26	14	4	5	200	
FG % 1st Half: 16-31 51.6% 2nd half: 15-25 60.0% Game: 31-56 55.4%																
3FG % 1st Half: 9-14 64.3% 2nd half: 6-8 75.0% Game: 15-22 68.2%																
FT % 1st Half: 3-5 60.0% 2nd half: 2-3 66.7% Game: 5-8 62.5%																
Deadball Rebounds 2																

Officials: Zelton Steed, Lee Cassell, Chuck Jones  
Technical fouls: Tulsa=None. Cincinnati=TEAM.  
Attendance: 8911

Score by periods	1st	2nd	Total
Tulsa	47	27	74
Cincinnati	44	38	82

Last FG - TLS 2nd-00:58, CIN 2nd-01:11.  
Largest lead - TLS by 8 2nd-18:22, CIN by 13 2nd-09:05.

	In	Off	2nd	Fast	Bench
Points		Paint	T/O	Chance	Break
TLS	26	17	17	2	22
CIN	30	11	13	7	19

Score tied - 9 times.  
Lead changed - 10 times.

GAME 30 • MARCH 1, 2018  
10/10 CINCINNATI (78) AT TULANE (49)  
FOGELMAN IN DEVLIN (NEW ORLEANS, LA.)

Cincinnati 78 • 26-4, 15-2 AAC

#	Player		Total		3-Ptr	Rebounds			PF	TP	A	TO	Blk	Stl	Min	
			FG-FGA	FG-FGA		FT-FTA	Off	Def								Tot
11	CLARK, Gary	f	2-8	0-0	0-0	4	5	9	1	4	4	1	0	3	23	
24	WASHINGTON, Kyle	f	7-12	1-4	1-1	4	3	7	0	16	0	1	2	1	26	
01	EVANS, Jacob	g	4-10	3-5	0-0	0	1	1	0	11	0	1	1	0	11	
03	JENIFER, Justin	g	1-2	0-0	2-2	0	1	1	4	4	3	0	0	2	17	
34	CUMBERLAND, Jarron	g	2-5	0-2	4-4	0	1	1	2	8	5	3	0	1	22	
02	WILLIAMS, Keith	g	2-6	0-0	2-4	3	2	5	1	6	1	3	2	1	27	
05	MOORE, Trevor	g	0-1	0-1	2-2	0	1	1	3	2	0	1	1	1	16	
13	SCOTT, Tre	g	3-7	0-0	4-4	2	4	6	1	10	0	1	0	1	17	
15	BROOME, Cane	g	6-7	1-1	0-0	1	2	3	2	13	0	0	0	1	25	
22	NSOSEME, Eliel	g	0-0	0-0	0-0	0	0	0	2	0	0	1	1	0	5	
33	BROOKS, Nysier	g	2-2	0-0	0-0	2	1	3	1	4	0	0	0	0	11	
Team						0	4	4								
Totals			29-60	5-13	15-17	16	25	41	17	78	13	13	7	11	200	
FG % 1st Half: 15-33 45.5% 2nd half: 14-27 51.9% Game: 29-60 48.3%																
3FG % 1st Half: 4-9 44.4% 2nd half: 1-4 25.0% Game: 5-13 38.5%																
FT % 1st Half: 5-6 83.3% 2nd half: 10-11 90.9% Game: 15-17 88.2%																
Deadball Rebounds 2,1																

Tulane 49 • 14-15, 5-12 AAC

#	Player		Total		3-Ptr	Rebounds			PF	TP	A	TO	Blk	Stl	Min
			FG-FGA	FG-FGA	FT-FTA	Off	Def	Tot							
05	REYNOLDS, Cameron	f	4-13	0-0	1-2	1	4	5	1	9	1	4	1	1	36
23	PAUL, Blake	f	0-1	0-0	0-0	0	0	0	0	2	0	1	0	0	8
00	CORNISH, Jordan	g	1-5	1-4	1-2	0	1	1	2	4	0	2	0	0	24
03	ONA EMBO, Ray	g	3-9	1-5	2-2	1	3	4	3	9	3	2	0	0	37
35	FRAZIER, Melvin	g	4-11	0-1	5-5	2	3	5	1	13	0	2	0	3	34
10	DANIELS, Caleb		2-6	1-3	5-6	0	0	0	3	10	1	2	0	1	22
11	AJANG, Bul		0-1	0-0	0-0	0	0	0	0	2	0	1	0	0	8
14	SLATER, Colin		0-0	0-0	0-0	0	0	0	0	0	0	0	0	0	3
21	SEHIC, Samir		2-5	0-1	0-0	4	2	6	1	4	0	3	1	0	28
Team							3	2	5						
Totals			16-51	3-14	14-17	11	15	26	15	49	5	17	2	5	200
FG % 1st Half: 7-28			25.0%	2nd half: 9-23	39.1%	Game: 16-51			31.4%	Deadball Rebounds					
3FG % 1st Half: 0-5			0.0%	2nd half: 3-9	33.3%	Game: 3-14			21.4%	1					
FT % 1st Half: 6-7			85.7%	2nd half: 8-10	80.0%	Game: 14-17			82.4%						

Officials: Joe Lindsay, Tony Henderson, Jerry Heater  
Technical fouls: Cincinnati=None. Tulane=None.  
Attendance: 2824

Score by periods	1st	2nd	Total
Cincinnati	39	39	78
Tulane	20	29	49

Last FG - CIN 2nd-01:18, TLN 2nd-01:09.  
Largest lead - CIN by 33 2nd-10:47, TLN None.

	In	Off	2nd	Fast	Bench
Points		Paint	T/O	Chance	Break
CIN	36	23	24	0	35
TLN	18	15	8	2	14

Score tied - 1 time.  
Lead changed - 0 times.

GAME 31 • MARCH 4, 2018  
10/10 CINCINNATI (62) AT 11/11 WICHITA STATE (61)  
KOCH ARENA (WICHITA, KAN.)

Cincinnati 62 • 27-4 (16-2 AAC)

#	Player		Total		3-Ptr	Rebounds					PF	TP	A	TO	Blk	Stl	Min
			FG	FGA	FGA	FT	FTA	Off	Def	Tot							
11	CLARK, Gary	f	2-6	0-1	6-6	2	3	5	3	10	2	0	2	0	0	33	
24	WASHINGTON, Kyle	f	4-15	1-6	2-3	3	4	7	3	11	0	0	1	0	29		
01	EVANS, Jacob	g	7-16	3-9	2-4	0	7	7	0	19	1	1	1	2	31		
03	JENIFER, Justin	g	0-0	0-0	0-0	0	1	1	0	1	2	0	0	0	13		
34	CUMBERLAND, Jarron	g	5-10	1-3	0-0	1	2	3	2	11	1	0	1	1	37		
02	WILLIAMS, Keith		1-1	1-1	0-0	0	1	1	1	3	0	0	0	0	9		
05	MOORE, Trevor		0-0	0-0	0-0	0	1	1	0	0	0	0	0	0	2		
13	SCOTT, Tre		1-2	0-0	0-0	2	1	3	0	2	0	0	0	0	7		
15	BROOME, Cane		3-7	0-1	0-0	0	1	1	1	6	1	1	0	1	28		
22	NSOSEME, Eliel		0-1	0-0	0-0	1	1	2	1	0	0	0	0	0	3		
33	BROOKS, Nysier		0-0	0-0	0-2	1	2	3	1	0	0	1	2	1	8		
Team			23-58	6-21	10-15	1	0	1			2						
Totals			23-58	6-21	10-15	11	24	35	13	62	7	5	7	5	200		
FG 1st Half: 14-33			42.4%	2nd half: 9-25	36.0%	Game: 23-58			39.7%	Deadball Rebounds							
3FG 1st Half: 5-13			38.5%	2nd half: 1-8	12.5%	Game: 6-21			28.6%	1							
FT 1st Half: 4-9			44.4%	2nd half: 6-8	100.0	Game: 10-15			66.7%								

GAME 33 • MARCH 10, 2018 • AMERICAN CHAMPIONSHIP SEMIS  
8/8 CINCINNATI (70) VS. MEMPHIS (60)  
AMWAY CENTER (ORLANDO, FLA.)

Memphis 60 • 21-13

#	Player		Total		3-Ptr		Rebounds			PF	TP	A	TO	Blk	Stl	Min
			FG-FGA	FG-FGA	FT-FTA	Off	Def	Tot								
00	DAVENPORT, Kyvon	f	3-9	0-4	6-6	3	8	11	4	12	0	2	0	1	33	
10	PARKS JR, Mike	f	2-5	0-0	0-1	2	3	5	4	4	1	0	0	0	24	
01	JOHNSON, Jamal	g	5-9	4-6	3-3	0	5	5	4	17	1	1	0	1	40	
02	RIVERS, Jlmario	g	0-1	0-0	0-0	0	0	0	0	0	1	0	0	0	2	
05	BREWTON JR, Kareem	g	3-11	0-0	2-4	0	4	4	2	8	5	2	0	1	38	
04	THORNTON, Raynere		3-12	1-7	1-3	2	2	4	3	8	1	1	0	0	31	
11	RHODES, Malik		1-3	1-1	0-0	0	0	0	0	3	2	1	0	0	7	
12	ENOH, Victor		1-1	0-0	2-2	1	2	3	1	4	0	1	0	0	16	
15	NICKELBERRY, David		1-3	1-2	1-2	1	0	1	0	4	0	0	1	0	9	
Team						2	2	4				1				
Totals			19-54	7-20	15-21	11	26	37	18	60	11	9	1	3	200	
FG % 1st Half: 14-27 51.9% 2nd half: 5-27 18.5% Game: 19-54 35.2% Deadball Rebounds 4,1																
3FG % 1st Half: 7-12 58.3% 2nd half: 0-8 0.0% Game: 7-20 35.0%																
FT % 1st Half: 7-9 77.8% 2nd half: 8-12 66.7% Game: 15-21 71.4%																

Cincinnati 70 • 29-4

#	Player		Total		3-Ptr		Rebounds			PF	TP	A	TO	Blk	Stl	Min
			FG-FA	FG-FGA	FT-FTA	Off	Def	Total								
01	EVANS, Jacob	f	3-13	1-8	0-0	1	6	7	2	7	1	1	2	2	31	
11	CLARK, Gary	f	6-11	0-2	5-9	4	8	12	1	17	3	0	1	3	34	
24	WASHINGTON, Kyle	f	3-8	0-2	5-5	2	1	3	3	11	1	0	1	0	21	
03	JENIFER, Justin	g	2-5	1-3	1-2	1	2	3	2	6	2	0	0	0	18	
34	CUMBERLAND, Jarron	g	5-9	4-6	4-8	1	2	3	4	18	5	1	0	0	32	
02	WILLIAMS, Keith		0-1	0-1	0-0	0	1	1	2	0	0	0	0	1	9	
05	MOORE, Trevor		0-0	0-0	0-0	0	0	0	1	0	0	0	0	0	7	
13	SCOTT, Tre		3-6	0-0	0-0	1	3	4	2	6	1	0	0	0	18	
15	BROOME, Cane		2-6	1-5	0-0	1	0	1	0	5	5	1	0	1	22	
22	NSOSEME, Eliel		0-0	0-0	0-0	0	0	0	0	0	0	0	0	0	3	
33	BROOKS, Nysier		0-0	0-0	0-0	0	0	0	1	0	0	0	1	0	5	
Team						1	2	3								
Totals			24-59	7-27	15-24	12	25	37	18	70	18	3	5	7	200	
FG % 1st Half: 12-30 40.0%			2nd half: 12-29 41.4%		Game: 24-59 40.7%		Deadball Rebounds 5,1									
3FG % 1st Half: 3-11 27.3%			2nd half: 4-16 25.0%		Game: 7-27 25.9%											
FT % 1st Half: 2-7 28.6%			2nd half: 13-17 76.5%		Game: 15-24 62.5%											

Officials: Terry Oglesby, Karl Hess, Byron Jarrett  
Technical fouls: Memphis-None. Cincinnati-TEAM.  
Attendance: 8644  
AAC Championship - Semifinal

Score by periods	1st	2nd	Total
Memphis	42	18	60
Cincinnati	29	41	70

Last FG - MEM 2nd-00:28, CIN 2nd-04:46.  
Largest lead - MEM by 13 1st-00:00, CIN by 12 2nd-00:38.

Points	In Paint	Off T/O	2nd Chance	Fast Break	Bench
MEM	20	6	7	7	19
CIN	30	9	12	8	11

Score tied - 1 time.  
Lead changed - 1 time.

GAME 34 • MARCH 11, 2018 • AMERICAN CHAMPIONSHIP FINALS  
8/8 CINCINNATI (56) VS. HOUSTON (55)  
AMWAY CENTER (ORLANDO, FLA.)

Houston 55 • 25-7

#	Player		Total		3-Ptr		Rebounds			PF	TP	A	TO	Blk	Stl	Min
			FG-FGA	FG-FGA	FT-FTA	Off	Def	Tot								
15	DAVIS, Devin	f	6-11	0-0	1-2	0	5	5	4	13	0	2	1	0	24	
24	BRADY, Breaon	f	0-1	0-0	0-0	1	0	1	2	0	1	1	0	1	12	
05	DAVIS Jr., Corey	g	5-11	5-10	0-0	0	2	2	4	15	3	2	0	0	35	
25	ROBINSON, Jr., Galen	g	1-5	0-0	4-4	1	3	4	1	6	5	1	0	5	29	
32	GRAY, Rob	g	6-22	2-9	3-4	2	3	5	2	17	3	4	0	1	36	
03	BROOKS, Armoni		0-4	0-4	0-0	2	2	4	1	0	0	0	0	0	20	
13	ZANNA, Nura		1-1	0-0	0-0	2	4	6	3	2	0	0	0	1	28	
35	WHITE Jr., Fabian		0-0	0-0	2-2	0	1	1	2	2	0	1	1	0	16	
Team						1	0	1				1				
Totals			19-55	7-23	10-12	9	20	29	19	55	12	12	2	8	20	
FG % 1st Half: 13-25			52.0%	2nd half: 6-30	20.0%	Game: 19-55			34.5%	Deadball Rebounds 4,1						
3FG % 1st Half: 7-13			53.8%	2nd half: 0-10	0.0%	Game: 7-23			30.4%							
FT % 1st Half: 4-4			100.0	2nd half: 6-8	75.0%	Game: 10-12			83.3%							

Cincinnati 56 • 30-4

#	Player		Total		3-Ptr		Rebounds			PF	TP	A	TO	Blk	Stl	Min
			FG-FGA	FG-FGA	FT-FTA	Off	Def	Total								
01	EVANS, Jacob	f	5-17	0-3	2-6	3	3	6	1	12	3	2	1	2	40-	
11	CLARK, Gary	f	5-8	2-5	8-11	2	10	12	3	20	2	1	1	0	33	
24	WASHINGTON, Kyle	f	4-6	2-3	0-0	2	3	5	0	10	0	1	1	0	25	
03	JENIFER, Justin	g	1-2	0-1	0-0	0	1	1	0	2	2	1	0	1	19	
34	CUMBERLAND, Jarron	g	3-5	0-1	2-2	0	1	1	4	8	1	4	0	0	31	
02	WILLIAMS, Keith		0-0	0-0	0-0	0	0	0	1	0	0	0	0	0	0+	
05	MOORE, Trevor		0-2	0-1	0-0	0	0	0	2	0	0	0	0	0	7	
13	SCOTT, Tre		0-2	0-0	0-0	0	1	1	2	0	0	0	1	0	16	
15	BROOME, Cane		2-3	0-0	0-0	0	2	2	0	4	0	2	0	1	23	
33	BROOKS, Nysier		0-1	0-0	0-0	0	1	1	0	0	0	0	1	0	6	
Team						2	2	4				2				
Totals				20-46	4-14	12-19	9	24	33	13	56	8	13	5	4	200
FG % 1st Half: 14-28 50.0%			2nd half: 6-18 33.3%			Game: 20-46 43.5%			Deadball Rebounds 3,1							
3FG % 1st Half: 2-6 33.3%			2nd half: 2-8 25.0%			Game: 4-14 28.6%										
FT % 1st Half: 5-6 83.3%			2nd half: 7-13 53.8%			Game: 12-19 63.2%										

Officials: Terry Oglesby, Ted Valentine, Don Daily  
Technical fouls: Houston-None. Cincinnati-None.  
Attendance: 8670  
AAC Championship Final

Score by periods	1st	2nd	Total
Houston	37	18	55
Cincinnati	35	21	56

Last FG - HOU 2nd-01:14, CIN 2nd-00:58.  
Largest lead - HOU by 6 1st-01:35, CIN by 10 1st-15:37.

Points	In Paint	Off T/O	2nd Chance	Fast Break	Bench
HOU	18	18	4	13	4
CIN	18	11	17	2	4

Score tied - 6 times.  
Lead changed - 7 times.

GAME 35 • MARCH 16 • NCAA TOURNAMENT FIRST ROUND  
CINCINNATI VS. GEORGIA STATE  
BRIDGESTONE ARENA (NASHVILLE, TENN.)

GAME 36 • MARCH 18 • NCAA TOURNAMENT SECOND ROUND  
CINCINNATI VS. NEVADA/TEXAS  
BRIDGESTONE ARENA (NASHVILLE, TENN.)



**2017-18 Cincinnati Basketball**  
Cincinnati Combined Team Statistics (as of Mar 11, 2018)  
**All games**



Overall record: 30-4 Conf: 16-2 Home: 15-1 Away: 9-2 Neutral: 6-1

#	Player	gp-gs	min	avg	Total		3-Point		F-Throw		Rebounds				pf	dq	a	to	blk	stl	pts	avg
					fg-fga	fg%	3fg-fga	3fg%	ft-fa	ft%	off	def	tot	avg								
11	CLARK, Gary	34-34	957	28.1	151-291	.519	26-60	.433	114-154	.740	100	190	290	8.5	71	0	71	34	42	49	442	13.0
01	EVANS, Jacob	34-34	1046	30.8	150-349	.430	58-155	.374	81-108	.750	46	109	155	4.6	66	1	110	60	35	46	439	12.9
24	WASHINGTON, Kyle	34-32	783	23.0	154-301	.512	19-52	.365	57-77	.740	55	127	182	5.4	63	0	11	44	46	9	384	11.3
34	CUMBERLAND, Jarron	34-34	974	28.6	125-303	.413	53-157	.338	67-103	.650	34	93	127	3.7	70	0	98	63	13	34	370	10.9
15	BROOME, Cane	32-3	662	20.7	94-196	.480	32-79	.405	43-62	.694	16	34	50	1.6	43	0	93	47	2	30	263	8.2
03	JENIFER, Justin	34-31	659	19.4	48-129	.372	28-78	.359	41-51	.804	7	28	35	1.0	43	0	84	23	0	16	165	4.9
05	MOORE, Trevor	33-0	391	11.8	34-99	.343	25-77	.325	23-34	.676	14	43	57	1.7	36	0	13	14	2	18	116	3.5
02	WILLIAMS, Keith	32-0	324	10.1	40-103	.388	4-27	.148	17-32	.531	15	25	40	1.3	23	0	14	27	5	15	101	3.2
13	SCOTT, Tre	34-0	422	12.4	38-71	.535	0-1	.000	28-47	.596	47	73	120	3.5	35	0	32	22	7	15	104	3.1
20	DIARRA, Mamoudou	7-0	46	6.6	7-20	.350	1-2	.500	5-6	.833	5	8	13	1.9	3	0	2	4	5	1	20	2.9
33	BROOKS, Nysier	34-2	334	9.8	38-77	.494	0-0	.000	16-29	.552	31	49	80	2.4	54	0	7	22	20	12	92	2.7
22	NSOSEME, Eliel	28-0	159	5.7	11-21	.524	0-0	.000	4-20	.200	19	28	47	1.7	23	0	5	11	11	3	26	0.9
14	BART, Jackson	12-0	15	1.3	2-6	.333	2-5	.400	0-0	.000	1	1	2	0.2	0	0	0	0	0	0	6	0.5
32	KOZ, John	8-0	10	1.3	1-1	1.000	0-0	.000	0-0	.000	1	1	2	0.3	0	0	1	1	0	0	2	0.3
31	MARTIN, Sam	10-0	19	1.9	0-5	.000	0-2	.000	2-2	1.000	0	1	1	0.1	5	0	2	2	0	0	2	0.2
Team											53	69	122		3			16				
Total.....		34	6801		893-1972	.453	248-695	.357	498-725	.687	444	879	1323	38.9	538	1	543	390	188	248	2532	74.5
Opponents.....		34	6800		688-1860	.370	217-702	.309	350-510	.686	353	720	1073	31.6	627	-	345	503	101	168	1943	57.1

TEAM STATISTICS	CIN	OPP	Date	Opponent	Score	Att.
SCORING	2532	1943	11/10/17	SAVANNAH STATE	w 107-77	6610
Points per game	74.5	57.1	11/13/17	WESTERN CAROLINA	w 102-51	7051
Scoring margin	+17.3	-	11/16/17	COPPIN STATE	w 97-54	7158
FIELD GOALS-ATT	893-1972	688-1860	11/20/17	vs Buffalo	w 73-67	1200
Field goal pct	.453	.370	11/21/17	vs Richmond	w 75-48	1400
3 POINT FG-ATT	248-695	217-702	11/22/17	vs Wyoming	w 78-53	1530
3-point FG pct	.357	.309	11/27/17	ALABAMA STATE	w 83-51	7012
3-pt FG made per game	7.3	6.4	12/02/17	at Xavier	L 76-89	10817
FREE THROWS-ATT	498-725	350-510	12/09/17	vs Florida	L 60-66	9112
Free throw pct	.687	.686	12/12/17	MISSISSIPPI ST.	w 65-50	8128
F-Throws made per game	14.6	10.3	12/16/17	at UCLA	w 77-63	10018
REBOUNDS	1323	1073	12/19/17	UA-PINE BLUFF	w 77-49	5812
Rebounds per game	38.9	31.6	12/21/17	CLEVELAND STATE	w 81-62	7988
Rebounding margin	+7.4	-	* 12/31/17	MEMPHIS	w 82-48	8423
ASSISTS	543	345	* 01/04/18	at Temple	w 55-53	4274
Assists per game	16.0	10.1	* 01/07/18	SMU	w 76-56	9109
TURNOVERS	390	503	* 1/13/18	at USF	w 78-55	3609
Turnovers per game	11.5	14.8	* 1/16/18	at UCF	w 49-38	7565
Turnover margin	+3.3	-	* 01/20/18	ECU	w 86-60	8879
Assist/turnover ratio	1.4	0.7	* 01/24/18	TEMPLE	w 75-42	8924
STEALS	248	168	* 1/27/18	at Memphis	w 62-48	12223
Steals per game	7.3	4.9	* 01/31/18	HOUSTON	w 80-70	8885
BLOCKS	188	101	* 2/3/18	at UCONN	w 65-57	9170
Blocks per game	5.5	3.0	* 02/06/18	UCF	w 77-40	8673
ATTENDANCE	129303	122351	* 02/11/18	at SMU	w 76-51	6935
Home games-Avg/Game	16-8081	11-7573	* 2/15/18	at Houston	L 62-67	5363
Neutral site-Avg/Game	-	7-5578	* 02/18/18	WICHITA STATE	L 72-76	9523
			* 02/22/18	UCONN	w 77-52	8217
			* 02/25/18	TULSA	w 82-74	8911
			* 03/01/18	at Tulane	w 78-49	2824
			* 03/04/18	at Wichita State	w 62-61	10506
			03/09/18	vs SMU	w 61-51	8491
			3-10-18	vs Memphis	w 70-60	8644
			3-11-18	vs Houston	w 56-55	8670

\* = Conference game



**2017-18 Cincinnati Basketball**  
Cincinnati Combined Team Statistics (as of Mar 11, 2018)  
**Conference games**



RECORD:	OVERALL	HOME	AWAY	NEUTRAL
ALL GAMES	16-2	8-1	8-1	0-0
CONFERENCE	16-2	8-1	8-1	0-0
NON-CONFERENCE	0-0	0-0	0-0	0-0

#	Player	gp-gs	min	avg	Total		3-Point		F-Throw		Rebounds						a	to	blk	stl	pts	avg
					fg-fga	fg%	3fg-fga	3fg%	ft-fa	ft%	off	def	tot	avg	pf	dq						
01	EVANS, Jacob	18-18	571	31.7	80-190	.421	32-81	.395	49-63	.778	28	56	84	4.7	31	1	62	27	14	26	241	13.4
11	CLARK, Gary	18-18	520	28.9	80-150	.533	16-30	.533	55-79	.696	50	93	143	7.9	44	0	37	15	19	25	231	12.8
24	WASHINGTON, Kyle	18-18	433	24.1	85-175	.486	13-38	.342	27-34	.794	32	70	102	5.7	38	0	4	22	32	2	210	11.7
34	CUMBERLAND, Jarron	18-18	547	30.4	69-164	.421	28-90	.311	39-53	.736	17	52	69	3.8	38	0	52	32	4	21	205	11.4
15	BROOME, Cane	16-0	328	20.5	41-90	.456	16-38	.421	16-25	.640	6	13	19	1.2	18	0	46	19	1	11	114	7.1
03	JENIFER, Justin	18-18	332	18.4	19-53	.358	13-36	.361	22-26	.846	2	17	19	1.1	23	0	43	12	0	9	73	4.1
05	MOORE, Trevor	18-0	224	12.4	18-56	.321	12-41	.293	15-22	.682	9	17	26	1.4	17	0	5	9	2	9	63	3.5
13	SCOTT, Tre	18-0	209	11.6	19-39	.487	0-1	.000	14-26	.538	27	42	69	3.8	17	0	13	11	3	6	52	2.9
33	BROOKS, Nysier	18-0	178	9.9	19-43	.442	0-0	.000	5-12	.417	20	28	48	2.7	34	0	3	15	13	5	43	2.4
02	WILLIAMS, Keith	16-0	145	9.1	12-39	.308	2-9	.222	12-17	.706	7	9	16	1.0	10	0	5	13	4	7	38	2.4
20	DIARRA, Mamoudou	1-0	4	4.0	1-2	.500	0-0	.000	0-0	.000	0	1	1	1.0	0	0	0	0	0	0	2	2.0
22	NSOSEME, Eliel	15-0	88	5.9	9-17	.529	0-0	.000	2-10	.200	12	11	23	1.5	13	0	1	4	5	1	20	1.3
32	KOZ, John	3-0	5	1.7	1-1	1.000	0-0	.000	0-0	.000	1	1	2	0.7	0	0	0	1	0	0	2	0.7
14	BART, Jackson	4-0	6	1.5	0-1	.000	0-1	.000	0-0	.000	1	1	2	0.5	0	0	0	0	0	0	0	0.0
31	MARTIN, Sam	3-0	10	3.3	0-3	.000	0-1	.000	0-0	.000	0	1	1	0.3	2	0	2	0	0	0	0	0.0
Team											27	35	62		2		10					
Total.....		18	3600		453-1023	.443	132-366	.361	256-367	.698	239	447	686	38.1	287	1	273	190	97	122	1294	71.9
Opponents.....		18	3600		356-967	.368	101-354	.285	184-284	.648	200	369	569	31.6	317	-	177	245	53	80	997	55.4

TEAM STATISTICS	CIN	OPP
SCORING	1294	997
Points per game	71.9	55.4
Scoring margin	+16.5	-
FIELD GOALS-ATT	453-1023	356-967
Field goal pct	.443	.368
3 POINT FG-ATT	132-366	101-354
3-point FG pct	.361	.285
3-pt FG made per game	7.3	5.6
FREE THROWS-ATT	256-367	184-284
Free throw pct	.698	.648
F-Throws made per game	14.2	10.2
REBOUNDS	686	569
Rebounds per game	38.1	31.6
Rebounding margin	+6.5	-
ASSISTS	273	177
Assists per game	15.2	9.8
TURNOVERS	190	245
Turnovers per game	10.6	13.6
Turnover margin	+3.1	-
Assist/turnover ratio	1.4	0.7
STEALS	122	80
Steals per game	6.8	4.4
BLOCKS	97	53
Blocks per game	5.4	2.9
ATTENDANCE	79544	62469
Home games-Avg/Game	9-8838	9-6941
Neutral site-Avg/Game	-	0-0

Date	Opponent		Score	Att.
* 12/31/17	MEMPHIS	w	82-48	8423
* 01/04/18	at Temple	w	55-53	4274
* 01/07/18	SMU	w	76-56	9109
* 1/13/18	at USF	w	78-55	3609
* 1/16/18	at UCF	w	49-38	7565
* 01/20/18	ECU	w	86-60	8879
* 01/24/18	TEMPLE	w	75-42	8924
* 1/27/18	at Memphis	w	62-48	12223
* 01/31/18	HOUSTON	w	80-70	8885
* 2/3/18	at UCONN	w	65-57	9170
* 02/06/18	UCF	w	77-40	8673
* 02/11/18	at SMU	w	76-51	6935
* 2/15/18	at Houston	L	62-67	5363
* 02/18/18	WICHITA STATE	L	72-76	9523
* 02/22/18	UCONN	w	77-52	8217
* 02/25/18	TULSA	w	82-74	8911
* 03/01/18	at Tulane	w	78-49	2824
* 03/04/18	at Wichita State	w	62-61	10506

\* = Conference game

Score by Periods	1st	2nd	Totals
Cincinnati	619	675	1294
Opponents	484	513	997





**2017-18 Cincinnati Basketball**  
Cincinnati Combined Team Statistics (as of Mar 11, 2018)  
**AAC Championship**



<b>RECORD:</b>	<b>OVERALL</b>	<b>HOME</b>	<b>AWAY</b>	<b>NEUTRAL</b>
ALL GAMES	3-0	0-0	0-0	3-0
CONFERENCE	0-0	0-0	0-0	0-0
NON-CONFERENCE	3-0	0-0	0-0	3-0

#	Player	gp-gs	min	avg	Total		3-Point		F-Throw		Rebounds						a	to	blk	stl	pts	avg
					fg-fga	fg%	3fg-fga	3fg%	ft-fa	ft%	off	def	tot	avg	pf	dq						
11	CLARK, Gary	3-3	97	32.3	15-26	.577	3-8	.375	16-25	.640	8	27	35	11.7	5	0	6	5	3	3	49	16.3
24	WASHINGTON, Kyle	3-3	73	24.3	14-27	.519	2-5	.400	6-7	.857	7	8	15	5.0	3	0	2	5	3	0	36	12.0
34	CUMBERLAND, Jarron	3-3	97	32.3	8-18	.444	4-9	.444	6-11	.545	3	6	9	3.0	9	0	14	6	1	1	26	8.7
15	BROOME, Cane	3-0	69	23.0	8-18	.444	2-9	.222	4-5	.800	3	3	6	2.0	1	0	7	3	0	2	22	7.3
01	EVANS, Jacob	3-3	95	31.7	9-34	.265	1-14	.071	2-6	.333	4	11	15	5.0	5	0	7	4	3	5	21	7.0
03	JENIFER, Justin	3-3	62	20.7	5-13	.385	1-7	.143	3-4	.750	2	3	5	1.7	4	0	5	1	0	1	14	4.7
13	SCOTT, Tre	3-0	46	15.3	6-13	.462	0-0	.000	1-2	.500	3	5	8	2.7	4	0	1	0	1	0	13	4.3
33	BROOKS, Nysier	3-0	20	6.7	3-7	.429	0-0	.000	0-1	.000	1	1	2	0.7	2	0	0	0	2	0	6	2.0
05	MOORE, Trevor	3-0	20	6.7	0-3	.000	0-1	.000	0-0	.000	1	2	3	1.0	4	0	1	0	0	0	0	0.0
02	WILLIAMS, Keith	3-0	17	5.7	0-3	.000	0-2	.000	0-1	.000	0	2	2	0.7	4	0	0	1	0	1	0	0.0
22	NSOSEME, Eiel	2-0	4	2.0	0-0	.000	0-0	.000	0-0	.000	0	0	0	0.0	0	0	0	0	1	0	0	0.0
Team											3	6	9					2				
Total.....		3	600		68-162	.420	13-55	.236	38-62	.613	35	74	109	36.3	41	0	43	27	14	13	187	62.3
Opponents.....		3	600		60-165	.364	19-64	.297	27-35	.771	29	69	98	32.7	55	-	30	33	4	19	166	55.3

<b>TEAM STATISTICS</b>	<b>CIN</b>	<b>OPP</b>
SCORING	187	166
Points per game	62.3	55.3
Scoring margin	+7.0	-
FIELD GOALS-ATT	68-162	60-165
Field goal pct	.420	.364
3 POINT FG-ATT	13-55	19-64
3-point FG pct	.236	.297
3-pt FG made per game	4.3	6.3
FREE THROWS-ATT	38-62	27-35
Free throw pct	.613	.771
F-Throws made per game	12.7	9.0
REBOUNDS	109	98
Rebounds per game	36.3	32.7
Rebounding margin	+3.7	-
ASSISTS	43	30
Assists per game	14.3	10.0
TURNOVERS	27	33
Turnovers per game	9.0	11.0
Turnover margin	+2.0	-
Assist/turnover ratio	1.6	0.9
STEALS	13	19
Steals per game	4.3	6.3
BLOCKS	14	4
Blocks per game	4.7	1.3
ATTENDANCE	0	25805
Home games-Avg/Game	0-0	0-0
Neutral site-Avg/Game	-	3-8602

<b>Date</b>	<b>Opponent</b>		<b>Score</b>	<b>Att.</b>
03/09/18	vs SMU	w	61-51	8491
3-10-18	vs Memphis	w	70-60	8644
3-11-18	vs Houston	w	56-55	8670

\* = Conference game

<b>Score by Periods</b>	<b>1st</b>	<b>2nd</b>	<b>Totals</b>
Cincinnati	92	95	187
Opponents	106	60	166



**2017-18 Cincinnati Basketball**  
**Cincinnati Team Game-by-Game Comparison (as of Mar 11, 2018)**  
**All games**



Opponent	1st	2nd	Score	Mar	Total FG	FG Pct	3-Pointers	3FG Pct	Free Throws	FT Pct	Rebounds	Assist	T/Over	Block	Steal	Fouls
SAVANNAH STATE	60/40	47/37	107-77	+30	41-86/26-74	.477/.351	13-39/13-44	.333/.295	12-24/12-16	.500/.750	65/32 +33	24/19	20/17	4/4	7/11	17/24
WESTERN CAROLINA	46/29	56/22	102-51	+51	33-64/18-56	.516/.321	9-21/5-16	.429/.313	27-34/10-18	.794/.556	47/28 +19	24/9	13/22	7/1	11/6	17/23
COPPIN STATE	55/26	42/28	97-54	+43	32-63/19-60	.508/.317	12-29/4-19	.414/.211	21-36/12-12	.583/1000	51/27 +24	23/7	7/11	5/1	7/4	10/24
Buffalo	39/26	34/41	73-67	+6	21-53/23-65	.396/.354	4-10/10-29	.400/.345	27-35/11-17	.771/.647	43/39 +4	11/9	18/17	3/4	7/6	20/30
Richmond	40/14	35/34	75-48	+27	25-46/16-42	.543/.381	13-24/6-16	.542/.375	12-17/10-17	.706/.588	35/22 +13	20/11	20/20	4/3	9/7	21/18
Wyoming	37/20	41/33	78-53	+25	31-62/15-48	.500/.313	7-14/6-21	.500/.286	9-14/17-25	.643/.680	43/28 +15	12/10	10/14	5/3	8/3	19/15
ALABAMA STATE	46/26	37/25	83-51	+32	29-59/22-57	.492/.386	6-22/5-12	.273/.417	19-26/2-2	.731/1000	34/34 -	19/8	7/20	9/3	7/1	11/20
Xavier	30/43	46/46	76-89	(13)	29-69/27-57	.420/.474	8-28/10-21	.286/.476	10-16/25-30	.625/.833	27/44 (17)	14/16	8/16	11/6	10/5	24/15
Florida	28/34	32/32	60-66	(6)	23-54/23-54	.426/.426	4-15/6-15	.267/.400	10-16/14-17	.625/.824	35/33 +2	4/9	21/15	5/6	7/7	21/17
MISSISSIPPI ST.	35/25	30/25	65-50	+15	22-54/19-63	.407/.302	7-20/6-21	.350/.286	14-16/6-8	.875/.750	37/38 (1)	18/9	14/16	11/4	5/9	11/16
UCLA	36/23	41/40	77-63	+14	27-58/23-56	.466/.411	8-17/11-29	.471/.379	15-23/6-9	.652/.667	35/35 -	17/11	9/18	5/4	12/2	16/21
UA-PINE BLUFF	43/16	34/33	77-49	+28	26-58/18-50	.448/.360	5-15/5-20	.333/.250	20-28/8-12	.714/.667	42/28 +14	17/9	15/22	3/3	13/4	12/19
CLEVELAND STATE	43/34	38/28	81-62	+19	33-61/23-46	.541/.500	7-20/10-21	.350/.476	8-11/6-8	.727/.750	34/18 +16	24/11	11/17	5/2	10/4	11/13
MEMPHIS	35/16	47/32	82-48	+34	32-61/18-56	.525/.321	9-18/4-22	.500/.182	9-17/8-17	.529/.471	45/30 +15	23/6	9/13	4/2	9/2	14/15
Temple	26/29	29/24	55-53	+2	20-51/18-56	.392/.321	3-14/6-23	.214/.261	12-20/11-14	.600/.786	40/35 +5	10/9	16/11	4/4	6/10	14/17
SMU	34/20	42/36	76-56	+20	24-58/18-48	.414/.375	8-26/6-19	.308/.316	20-29/14-21	.690/.667	38/29 +9	16/11	11/18	3/3	7/7	18/22
USF	35/33	43/22	78-55	+23	22-43/18-45	.512/.400	7-16/7-13	.438/.538	27-31/12-16	.871/.750	30/22 +8	15/8	8/13	5/3	6/5	18/21
UCF	15/19	34/19	49-38	+11	19-54/15-50	.352/.300	5-20/5-17	.250/.294	6-10/3-10	.600/.300	35/36 (1)	15/11	9/14	6/1	6/3	13/11
ECU	46/38	40/22	86-60	+26	33-73/25-59	.452/.424	5-14/4-16	.357/.250	15-21/6-11	.714/.545	46/29 +17	15/8	7/15	10/6	9/3	11/19
TEMPLE	35/19	40/23	75-42	+33	28-65/16-56	.431/.286	8-22/3-23	.364/.130	11-16/7-16	.688/.438	46/36 +10	14/9	13/20	3/5	12/5	14/19
Memphis	34/21	28/27	62-48	+14	22-51/14-45	.431/.311	8-18/3-17	.444/.176	10-19/17-29	.526/.586	39/31 +8	15/4	15/12	4/4	4/5	27/18
HOUSTON	37/40	43/30	80-70	+10	27-56/28-66	.482/.424	8-19/10-25	.421/.400	18-27/4-11	.667/.364	39/32 +7	14/17	9/8	8/3	5/6	15/24
UCONN	32/21	33/36	65-57	+8	19-50/20-55	.380/.364	9-25/5-17	.360/.294	18-24/12-14	.750/.857	38/33 +5	10/5	12/10	4/3	3/7	14/20
UCF	33/13	44/27	77-40	+37	26-66/13-46	.394/.283	10-32/0-14	.313/.000	15-20/14-22	.750/.636	48/31 +17	17/6	10/16	6/1	8/2	20/20
SMU	32/21	44/30	76-51	+25	28-63/19-59	.444/.322	5-20/4-24	.250/.167	15-22/9-12	.682/.750	41/37 +4	23/10	7/14	6/3	8/3	13/14
Houston	27/24	35/43	62-67	(5)	17-44/24-50	.386/.480	4-15/7-17	.267/.412	24-32/12-18	.750/.667	27/36 (9)	7/12	13/15	3/4	4/7	16/24
WICHITA STATE	40/42	32/34	72-76	(4)	25-52/27-51	.481/.529	7-23/8-18	.304/.444	15-21/14-20	.714/.700	27/26 +1	11/16	13/15	5/2	8/3	19/21
UCONN	38/25	39/27	77-52	+25	28-62/18-61	.452/.295	10-28/6-22	.357/.273	11-18/10-13	.611/.769	41/37 +4	22/6	6/13	8/0	6/3	17/16
TULSA	44/47	38/27	82-74	+8	31-56/27-59	.554/.458	15-22/14-30	.682/.467	5-8/6-8	.625/.750	30/26 +4	26/18	14/12	4/3	5/2	14/11
Tulane	39/20	39/29	78-49	+29	29-60/16-51	.483/.314	5-13/3-14	.385/.214	15-17/14-17	.882/.824	41/26 +15	13/5	13/17	7/2	11/5	17/15
Wichita State	37/36	25/25	62-61	+1	23-58/22-54	.397/.407	6-21/6-23	.286/.261	10-15/11-15	.667/.733	35/37 (2)	7/16	5/9	7/4	5/2	13/10
SMU	28/27	33/24	61-51	+10	24-57/22-56	.421/.393	2-14/5-21	.143/.238	11-19/2-2	.579/1000	39/32 +7	17/7	11/12	4/1	2/8	10/18
Memphis	29/42	41/18	70-60	+10	24-59/19-54	.407/.352	7-27/7-20	.259/.350	15-24/15-21	.625/.714	37/37 -	18/11	3/9	5/1	7/3	18/18
Houston	35/37	21/18	56-55	+1	20-46/19-55	.435/.345	4-14/7-23	.286/.304	12-19/10-12	.632/.833	33/29 +4	8/12	13/12	5/2	4/8	13/19

Note: Game totals are displayed in the format TEAM/OPPONENT for each category



**2017-18 Cincinnati Basketball**  
**Cincinnati Game-by-Game Highs (as of Mar 11, 2018)**  
**All games**



Opponent	Date	Score	Points	Rebounds	Assists	Steals	Blocked shots
SAVANNAH STATE	11/10/17	107-77	19-EVANS, Jacob	11-CLARK, Gary	5-CUMBERLAND, Ja EVANS, Jacob JENIFER, Justin	2-EVANS, Jacob	2-EVANS, Jacob
WESTERN CAROLINA	11/13/17	102-51	20-CUMBERLAND, Ja	8-BROOKS, Nysier	6-EVANS, Jacob SCOTT, Tre	3-BROOME, Cane	2-WASHINGTON, Kyl
COPPIN STATE	11/16/17	97-54	19-CUMBERLAND, Ja	9-CLARK, Gary CUMBERLAND, Jar	4-EVANS, Jacob	2-MOORE, Trevor	2-WASHINGTON, Kyl
vs Buffalo	11/20/17	73-67	24-CLARK, Gary	14-CLARK, Gary	5-JENIFER, Justin	1-SCOTT, Tre BROOKS, Nysier WILLIAMS, Keith BROOME, Cane CUMBERLAND, Jar EVANS, Jacob CLARK, Gary	1-CLARK, Gary CUMBERLAND, Jar EVANS, Jacob
vs Richmond	11/21/17	75-48	13-BROOME, Cane	8-CLARK, Gary MOORE, Trevor	7-CLARK, Gary	2-BROOME, Cane CUMBERLAND, Jar	2-EVANS, Jacob
vs Wyoming	11/22/17	78-53	17-CLARK, Gary	11-WASHINGTON, Ky	5-EVANS, Jacob	2-BROOKS, Nysier BROOME, Cane	2-CLARK, Gary WASHINGTON, Kyl
ALABAMA STATE	11/27/17	83-51	14-CLARK, Gary	7-CLARK, Gary SCOTT, Tre	4-CUMBERLAND, Ja BROOME, Cane	2-CLARK, Gary EVANS, Jacob MOORE, Trevor	4-EVANS, Jacob
at Xavier	12/02/17	76-89	23-EVANS, Jacob	7-SCOTT, Tre CLARK, Gary	5-BROOME, Cane	2-CLARK, Gary EVANS, Jacob	4-NSOSEME, Eliel
vs Florida	12/09/17	60-66	15-BROOME, Cane	13-CLARK, Gary	2-CUMBERLAND, Ja	2-EVANS, Jacob BROOME, Cane	2-CUMBERLAND, Ja
MISSISSIPPI ST.	12/12/17	65-50	24-EVANS, Jacob	13-CLARK, Gary	4-BROOME, Cane CLARK, Gary	2-BROOME, Cane CLARK, Gary	5-CLARK, Gary
at UCLA	12/16/17	77-63	19-WASHINGTON, Ky	11-CLARK, Gary	5-CUMBERLAND, Ja	4-WASHINGTON, Kyl	3-CLARK, Gary
UA-PINE BLUFF	12/19/17	77-49	17-BROOME, Cane	7-EVANS, Jacob	3-CLARK, Gary BROOME, Cane SCOTT, Tre	3-EVANS, Jacob	1-EVANS, Jacob CLARK, Gary DIARRA, Mamoudo
CLEVELAND STATE	12/21/17	81-62	18-CLARK, Gary	9-WASHINGTON, Kyl	7-JENIFER, Justin	3-CUMBERLAND, Ja	2-CLARK, Gary
MEMPHIS	12/31/17	82-48	15-CUMBERLAND, Ja	10-CLARK, Gary	6-EVANS, Jacob	2-JENIFER, Justin CLARK, Gary CUMBERLAND, Jar	2-WASHINGTON, Kyl
at Temple	01/04/18	55-53	18-WASHINGTON, Ky	7-BROOKS, Nysier	4-EVANS, Jacob	3-EVANS, Jacob	1-BROOKS, Nysier CLARK, Gary EVANS, Jacob WASHINGTON, Kyl
SMU	01/07/18	76-56	18-CLARK, Gary EVANS, Jacob	8-CLARK, Gary WASHINGTON, Kyl	4-EVANS, Jacob CUMBERLAND, Jar JENIFER, Justin	2-CUMBERLAND, Ja	1-WILLIAMS, Keith WASHINGTON, Kyl SCOTT, Tre
at USF	1/13/18	78-55	18-CUMBERLAND, Ja	10-CLARK, Gary	4-BROOME, Cane EVANS, Jacob	2-EVANS, Jacob	3-WASHINGTON, Kyl
at UCF	1/16/18	49-38	17-CLARK, Gary	15-CLARK, Gary	5-BROOME, Cane	2-CLARK, Gary	3-EVANS, Jacob
ECU	01/20/18	86-60	17-WASHINGTON, Ky EVANS, Jacob	14-CLARK, Gary	6-BROOME, Cane	3-CUMBERLAND, Ja	3-WASHINGTON, Kyl NSOSEME, Eliel
TEMPLE	01/24/18	75-42	17-CLARK, Gary	10-CLARK, Gary	5-EVANS, Jacob	5-EVANS, Jacob	1-CLARK, Gary SCOTT, Tre WASHINGTON, Kyl
at Memphis	1/27/18	62-48	18-CLARK, Gary	10-WASHINGTON, Ky	6-BROOME, Cane	1-JENIFER, Justin EVANS, Jacob CLARK, Gary	2-WASHINGTON, Kyl



**2017-18 Cincinnati Basketball**  
**Cincinnati Game-by-Game Highs (as of Mar 11, 2018)**  
**All games**



Opponent	Date	Score	Points	Rebounds	Assists	Steals	Blocked shots
HOUSTON	01/31/18	80-70	19-WASHINGTON, Ky	10-CLARK, Gary	5-EVANS, Jacob	CUMBERLAND, Jar 2-EVANS, Jacob	3-CLARK, Gary WASHINGTON, Kyl
at UCONN	2/3/18	65-57	19-EVANS, Jacob	11-WASHINGTON, Ky	3-BROOME, Cane EVANS, Jacob	1-MOORE, Trevor BROOME, Cane BROOKS, Nysier	1-EVANS, Jacob WASHINGTON, Kyl CLARK, Gary BROOKS, Nysier
UCF	02/06/18	77-40	14-MOORE, Trevor	8-SCOTT, Tre	5-BROOME, Cane	3-BROOME, Cane	3-WASHINGTON, Kyl
at SMU	02/11/18	76-51	17-WASHINGTON, Ky	8-WASHINGTON, Kyl	5-JENIFER, Justin	2-CLARK, Gary CUMBERLAND, Jar	2-WASHINGTON, Kyl CLARK, Gary
at Houston	2/15/18	62-67	16-EVANS, Jacob	7-CLARK, Gary	2-EVANS, Jacob CLARK, Gary	2-EVANS, Jacob	1-WASHINGTON, Kyl EVANS, Jacob BROOKS, Nysier
WICHITA STATE	02/18/18	72-76	18-CUMBERLAND, Ja	8-CLARK, Gary	3-CLARK, Gary CUMBERLAND, Jar EVANS, Jacob	3-CLARK, Gary	2-WASHINGTON, Kyl
UCONN	02/22/18	77-52	17-CLARK, Gary	9-SCOTT, Tre	5-EVANS, Jacob	1-MOORE, Trevor EVANS, Jacob BROOME, Cane NSOSEME, Eliel CLARK, Gary CUMBERLAND, Jar	3-WASHINGTON, Kyl
TULSA	02/25/18	82-74	17-CLARK, Gary CUMBERLAND, Jar	7-SCOTT, Tre	8-CUMBERLAND, Ja	3-CLARK, Gary	1-CLARK, Gary SCOTT, Tre BROOME, Cane WILLIAMS, Keith
at Tulane	03/01/18	78-49	16-WASHINGTON, Ky	9-CLARK, Gary	5-CUMBERLAND, Ja	3-CLARK, Gary	2-WASHINGTON, Kyl WILLIAMS, Keith
at Wichita State	03/04/18	62-61	19-EVANS, Jacob	7-WASHINGTON, Kyl EVANS, Jacob	2-CLARK, Gary JENIFER, Justin	2-EVANS, Jacob	2-CLARK, Gary BROOKS, Nysier
vs SMU	03/09/18	61-51	15-WASHINGTON, Ky	11-CLARK, Gary	8-CUMBERLAND, Ja	1-EVANS, Jacob CUMBERLAND, Jar	1-NSOSEME, Eliel CUMBERLAND, Jar WASHINGTON, Kyl CLARK, Gary
vs Memphis	3-10-18	70-60	18-CUMBERLAND, Ja	12-CLARK, Gary	5-CUMBERLAND, Ja BROOME, Cane	3-CLARK, Gary	2-EVANS, Jacob
vs Houston	3-11-18	56-55	20-CLARK, Gary	12-CLARK, Gary	3-EVANS, Jacob	2-EVANS, Jacob	1-WASHINGTON, Kyl SCOTT, Tre EVANS, Jacob CLARK, Gary BROOKS, Nysier





**2017-18 Cincinnati Basketball**  
**Cincinnati Season/Career Statistics (as of Mar 11, 2018)**  
**All games**



**SEASON STATISTICS**

**CAREER STATISTICS**

SUMMARY	gp-gs	min/g	fg%	3fg%	ft%	r/g	a/g	stl	blk	pts/g	gp-gs	min/g	fg%	3fg%	ft%	r/g	a/g	stl	blk	pts/g
CLARK, Gary	34-34	28.1	.519	.433	.740	8.5	2.1	49	42	13.0	137-135	28.7	.523	.381	.698	8.1	2.0	161	178	10.5
EVANS, Jacob	34-34	30.8	.430	.374	.750	4.6	3.2	46	35	12.9	103-78	29.0	.431	.378	.754	4.3	2.5	119	92	11.7
WASHINGTON, Kyle	34-32	23.0	.512	.365	.740	5.4	0.3	9	46	11.3	70-67	23.9	.511	.362	.723	6.1	0.6	22	88	12.1
CUMBERLAND, Jarron	34-34	28.6	.413	.338	.650	3.7	2.9	34	13	10.9	69-34	23.8	.444	.345	.647	3.1	2.2	68	22	9.6
BROOME, Cane	32-3	20.7	.480	.405	.694	1.6	2.9	30	2	8.2	32-3	20.7	.480	.405	.694	1.6	2.9	30	2	8.2
JENIFER, Justin	34-31	19.4	.372	.359	.804	1.0	2.5	16	0	4.9	96-31	13.9	.383	.359	.729	0.9	1.9	46	0	3.4
MOORE, Trevor	33-0	11.8	.343	.325	.676	1.7	0.4	18	2	3.5	33-0	11.8	.343	.325	.676	1.7	0.4	18	2	3.5
WILLIAMS, Keith	32-0	10.1	.388	.148	.531	1.3	0.4	15	5	3.2	32-0	10.1	.388	.148	.531	1.3	0.4	15	5	3.2
SCOTT, Tre	34-0	12.4	.535	.000	.596	3.5	0.9	15	7	3.1	69-0	11.3	.516	.250	.557	3.0	0.8	32	22	3.1
DIARRA, Mamoudou	7-0	6.6	.350	.500	.833	1.9	0.3	1	5	2.9	7-0	6.6	.350	.500	.833	1.9	0.3	1	5	2.9
BROOKS, Nysier	34-2	9.8	.494	.000	.552	2.4	0.2	12	20	2.7	67-2	9.1	.508	.000	.565	2.0	0.1	16	42	2.6
NSOSEME, Eliel	28-0	5.7	.524	.000	.200	1.7	0.2	3	11	0.9	28-0	5.7	.524	.000	.200	1.7	0.2	3	11	0.9
BART, Jackson	12-0	1.3	.333	.400	.000	0.2	0.0	0	0	0.5	20-0	1.3	.250	.286	.000	0.1	0.0	0	0	0.3
KOZ, John	8-0	1.3	1.000	.000	.000	0.3	0.1	0	0	0.3	14-0	1.4	.333	.000	.000	0.3	0.2	0	0	0.1
MARTIN, Sam	10-0	1.9	.000	.000	1.000	0.1	0.2	0	0	0.2	10-0	1.9	.000	.000	1.000	0.1	0.2	0	0	0.2

SCORING	fg-fga	fg%	3fg-fga	3fg%	ft-fa	ft%	pts	pts/g	fg-fga	fg%	3fg-fga	3fg%	ft-fa	ft%	pts	pts/g
CLARK, Gary	151-291	.519	26-60	.433	114-154	.740	442	13.0	533-1020	.523	53-139	.381	321-460	.698	1440	10.5
EVANS, Jacob	150-349	.430	58-155	.374	81-108	.750	439	12.9	412-957	.431	172-455	.378	208-276	.754	1204	11.7
WASHINGTON, Kyle	154-301	.512	19-52	.365	57-77	.740	384	11.3	338-662	.511	34-94	.362	138-191	.723	848	12.1
CUMBERLAND, Jarron	125-303	.413	53-157	.338	67-103	.650	370	10.9	224-504	.444	91-264	.345	123-190	.647	662	9.6
BROOME, Cane	94-196	.480	32-79	.405	43-62	.694	263	8.2	94-196	.480	32-79	.405	43-62	.694	263	8.2
JENIFER, Justin	48-129	.372	28-78	.359	41-51	.804	165	4.9	106-277	.383	55-153	.359	62-85	.729	329	3.4
MOORE, Trevor	34-99	.343	25-77	.325	23-34	.676	116	3.5	34-99	.343	25-77	.325	23-34	.676	116	3.5
WILLIAMS, Keith	40-103	.388	4-27	.148	17-32	.531	101	3.2	40-103	.388	4-27	.148	17-32	.531	101	3.2
SCOTT, Tre	38-71	.535	0-1	.000	28-47	.596	104	3.1	83-161	.516	1-4	.250	44-79	.557	211	3.1
DIARRA, Mamoudou	7-20	.350	1-2	.500	5-6	.833	20	2.9	7-20	.350	1-2	.500	5-6	.833	20	2.9
BROOKS, Nysier	38-77	.494	0-0	.000	16-29	.552	92	2.7	66-130	.508	0-0	.000	39-69	.565	171	2.6
NSOSEME, Eliel	11-21	.524	0-0	.000	4-20	.200	26	0.9	11-21	.524	0-0	.000	4-20	.200	26	0.9
BART, Jackson	2-6	.333	2-5	.400	0-0	.000	6	0.5	2-8	.250	2-7	.286	0-0	.000	6	0.3
KOZ, John	1-1	1.000	0-0	.000	0-0	.000	2	0.3	1-3	.333	0-2	.000	0-0	.000	2	0.1
MARTIN, Sam	0-5	.000	0-2	.000	2-2	1.000	2	0.2	0-5	.000	0-2	.000	2-2	1.000	2	0.2

TOTALS	o-reb	d-reb	t-reb	pf	fo	ast	to	a/to	o-reb	d-reb	t-reb	pf	fo	ast	to	a/to
CLARK, Gary	100	190	290	71	0	71	34	2.1	415	694	1109	268	0	274	155	1.8
EVANS, Jacob	46	109	155	66	1	110	60	1.8	135	305	440	203	3	260	129	2.0
WASHINGTON, Kyle	55	127	182	63	0	11	44	0.3	133	292	425	154	2	42	97	0.4
CUMBERLAND, Jarron	34	93	127	70	0	98	63	1.6	70	141	211	133	0	150	98	1.5
BROOME, Cane	16	34	50	43	0	93	47	2.0	16	34	50	43	0	93	47	2.0
JENIFER, Justin	7	28	35	43	0	84	23	3.7	17	71	88	93	0	186	56	3.3
MOORE, Trevor	14	43	57	36	0	13	14	0.9	14	43	57	36	0	13	14	0.9
WILLIAMS, Keith	15	25	40	23	0	14	27	0.5	15	25	40	23	0	14	27	0.5
SCOTT, Tre	47	73	120	35	0	32	22	1.5	71	137	208	60	0	52	38	1.4
DIARRA, Mamoudou	5	8	13	3	0	2	4	0.5	5	8	13	3	0	2	4	0.5
BROOKS, Nysier	31	49	80	54	0	7	22	0.3	51	82	133	109	1	9	41	0.2
NSOSEME, Eliel	19	28	47	23	0	5	11	0.5	19	28	47	23	0	5	11	0.5
BART, Jackson	1	1	2	0	0	0	0	0.0	1	1	2	2	0	0	0	0.0
KOZ, John	1	1	2	0	0	1	1	1.0	1	3	4	0	0	3	1	3.0
MARTIN, Sam	0	1	1	5	0	2	2	1.0	0	1	1	5	0	2	2	1.0



**2017-18 Cincinnati Basketball**  
**Cincinnati Points-Rebounds-Assists (as of Mar 11, 2018)**  
**All games**



Opponent	Date	Score		01	02	03	05	11	13	15
				EVANS,JACO	WILLIAMS,K	JENIFER,JU	MOORE,TREV	CLARK,GARY	SCOTT,TRE	BROOME,CAN
SAVANNAH STATE	11/10/17	107-77	w	19-7-5	10-5-1	15-0-5	8-2-0	13-11-1	4-3-3	17-4-4
WESTERN CAROLINA	11/13/17	102-51	w	9-6-6	10-1-1	2-0-1	5-3-1	8-2-1	6-6-6	15-2-4
COPPIN STATE	11/16/17	97-54	w	11-2-4	4-2-2	16-2-2	5-2-0	12-9-2	6-5-3	4-1-2
vs Buffalo	11/20/17	73-67	w	9-4-3	4-1-0	2-2-5	3-1-0	24-14-0	0-0-0	2-2-1
vs Richmond	11/21/17	75-48	w	12-1-4	1-1-1	9-1-3	9-8-3	8-8-7	4-3-0	13-2-1
vs Wyoming	11/22/17	78-53	w	10-2-5	4-0-0	7-3-2	3-3-0	17-6-0	2-4-0	10-2-3
ALABAMA STATE	11/27/17	83-51	w	12-2-3	8-2-2	7-0-1	11-3-0	14-7-3	5-7-1	2-0-4
at Xavier	12/02/17	76-89	L	23-2-2	0-1-0	4-0-4	0-2-0	14-7-1	4-7-1	16-2-5
vs Florida	12/09/17	60-66	L	13-6-0	0-1-0	0-0-1	DNP	9-13-1	0-2-0	15-3-0
MISSISSIPPI ST.	12/12/17	65-50	w	24-8-2	4-1-0	3-0-3	0-0-0	9-13-4	0-0-1	2-0-4
at UCLA	12/16/17	77-63	w	16-5-2	4-3-1	7-2-1	0-0-0	10-11-4	0-1-0	9-2-3
UA-PINE BLUFF	12/19/17	77-49	w	12-7-1	9-2-1	3-0-1	6-4-2	6-6-3	6-5-3	17-3-3
CLEVELAND STATE	12/21/17	81-62	w	7-4-4	5-2-0	3-1-7	3-0-1	18-5-1	2-0-0	5-2-6
MEMPHIS	12/31/17	82-48	w	12-5-6	3-0-1	7-1-4	12-2-1	13-10-2	1-3-3	DNP
at Temple	01/04/18	55-53	w	14-6-4	0-0-0	9-1-3	0-3-0	10-4-1	2-2-0	DNP
SMU	01/07/18	76-56	w	18-4-4	2-1-0	7-2-4	1-1-0	18-8-1	4-4-1	3-1-2
at USF	1/13/18	78-55	w	16-2-4	0-0-1	6-1-2	1-1-0	10-10-3	1-1-0	6-0-4
at UCF	1/16/18	49-38	w	10-2-4	DNP	0-0-1	3-3-0	17-15-1	2-2-0	3-2-5
ECU	01/20/18	86-60	w	17-2-1	0-3-0	0-0-2	2-0-0	14-14-2	5-7-0	7-3-6
TEMPLE	01/24/18	75-42	w	10-6-5	6-1-0	0-1-3	5-2-1	17-10-3	2-6-0	3-0-2
at Memphis	1/27/18	62-48	w	14-2-0	0-0-0	0-0-2	8-3-1	18-9-2	2-0-1	9-0-6
HOUSTON	01/31/18	80-70	w	18-7-5	0-0-0	3-4-2	1-1-0	14-10-2	0-4-0	4-2-1
at UCONN	2/3/18	65-57	w	19-5-3	3-0-0	5-1-0	0-0-0	5-6-2	2-2-0	10-0-3
UCF	02/06/18	77-40	w	3-6-4	2-2-0	11-1-1	14-1-0	12-5-1	4-8-2	3-0-5
at SMU	02/11/18	76-51	w	9-5-4	8-0-1	6-4-5	0-1-0	11-6-2	2-5-4	3-1-1
at Houston	2/15/18	62-67	L	16-5-2	DNP	7-1-1	0-1-0	13-7-2	2-0-0	0-0-1
WICHITA STATE	02/18/18	72-76	L	16-7-3	1-1-0	2-0-1	0-1-0	11-8-3	2-0-0	16-2-1
UCONN	02/22/18	77-52	w	4-6-5	2-1-1	0-0-2	12-3-2	17-5-2	9-9-2	13-3-4
TULSA	02/25/18	82-74	w	15-6-7	2-1-0	6-0-5	2-1-0	17-2-2	0-7-0	15-1-4
at Tulane	03/01/18	78-49	w	11-1-0	6-5-1	4-1-3	2-1-0	4-9-4	10-6-0	13-3-0
at Wichita State	03/04/18	62-61	w	19-7-1	3-1-0	0-1-2	0-1-0	10-5-2	2-3-0	6-1-1
vs SMU	03/09/18	61-51	w	2-2-3	0-1-0	6-1-1	0-3-1	12-11-1	7-3-0	13-3-2
vs Memphis	3-10-18	70-60	w	7-7-1	0-1-0	6-3-2	0-0-0	17-12-3	6-4-1	5-1-5
vs Houston	3-11-18	56-55	w	12-6-3	0-0-0	2-1-2	0-0-0	20-12-2	0-1-0	4-2-0

Opponent	Date	Score		20	22	24	33	34
				DIARRA,MAM	NSOSEME,EL	WASHINGTON	BROOKS,NYS	CUMBERLAND
SAVANNAH STATE	11/10/17	107-77	w	0-0-0	3-8-0	5-4-0	3-7-0	10-7-5
WESTERN CAROLINA	11/13/17	102-51	w	9-6-0	DNP	14-7-0	4-8-2	20-2-2
COPPIN STATE	11/16/17	97-54	w	5-3-1	2-5-2	11-6-1	2-2-1	19-9-3
vs Buffalo	11/20/17	73-67	w	DNP	0-0-0	13-4-0	2-2-0	14-6-2
vs Richmond	11/21/17	75-48	w	DNP	0-1-0	6-2-1	2-1-0	6-5-0
vs Wyoming	11/22/17	78-53	w	DNP	1-0-0	16-11-1	2-2-0	6-2-1
ALABAMA STATE	11/27/17	83-51	w	2-2-0	0-4-0	8-5-0	9-1-0	2-0-4
at Xavier	12/02/17	76-89	L	DNP	0-3-1	0-2-0	0-0-0	15-0-0
vs Florida	12/09/17	60-66	L	DNP	0-0-0	11-4-0	2-2-0	10-2-2
MISSISSIPPI ST.	12/12/17	65-50	w	0-0-0	DNP	16-5-1	0-1-0	7-5-3
at UCLA	12/16/17	77-63	w	DNP	0-1-0	19-4-1	2-1-0	10-4-5
UA-PINE BLUFF	12/19/17	77-49	w	2-1-1	0-1-1	5-2-0	7-1-0	4-3-1
CLEVELAND STATE	12/21/17	81-62	w	DNP	0-1-0	14-9-0	8-2-1	16-4-4
MEMPHIS	12/31/17	82-48	w	2-1-0	5-4-0	6-2-0	6-3-0	15-8-4
at Temple	01/04/18	55-53	w	DNP	0-1-0	18-6-1	2-7-0	0-6-1
SMU	01/07/18	76-56	w	DNP	0-0-0	9-8-0	0-2-0	14-4-4
at USF	1/13/18	78-55	w	DNP	0-0-0	14-6-0	6-2-0	18-3-1
at UCF	1/16/18	49-38	w	DNP	DNP	7-4-0	2-0-0	5-2-4
ECU	01/20/18	86-60	w	DNP	2-5-0	17-3-1	8-5-1	14-4-2
TEMPLE	01/24/18	75-42	w	DNP	4-5-0	13-9-0	0-2-0	13-1-0
at Memphis	1/27/18	62-48	w	DNP	0-0-0	4-10-1	0-2-0	7-5-2
HOUSTON	01/31/18	80-70	w	DNP	DNP	19-5-0	6-0-0	15-4-4
at UCONN	2/3/18	65-57	w	DNP	DNP	13-11-1	0-0-0	8-4-1
UCF	02/06/18	77-40	w	DNP	3-4-0	13-3-0	3-6-0	9-6-4
at SMU	02/11/18	76-51	w	DNP	4-1-1	17-8-0	4-5-1	12-3-4
at Houston	2/15/18	62-67	L	DNP	0-0-0	10-4-0	0-5-0	14-4-1
WICHITA STATE	02/18/18	72-76	L	DNP	0-0-0	6-2-0	0-0-0	18-2-3
UCONN	02/22/18	77-52	w	DNP	2-1-0	9-3-0	2-3-1	7-4-3
TULSA	02/25/18	82-74	w	DNP	0-0-0	8-4-0	0-0-0	17-5-8
at Tulane	03/01/18	78-49	w	DNP	0-0-0	16-7-0	4-3-0	8-1-5
at Wichita State	03/04/18	62-61	w	DNP	0-2-0	11-7-0	0-3-0	11-3-1
vs SMU	03/09/18	61-51	w	DNP	0-0-0	15-7-1	6-1-0	0-5-8
vs Memphis	3-10-18	70-60	w	DNP	0-0-0	11-3-1	0-0-0	18-3-5
vs Houston	3-11-18	56-55	w	DNP	DNP	10-5-0	0-1-0	8-1-1



**2017-18 Cincinnati Basketball**  
**Cincinnati Team High/Low Analysis (as of Mar 11, 2018)**  
**All games**



**Cincinnati - TEAM GAME HIGHS**

POINTS	107	SAVANNAH STATE (11/10/17)
	102	WESTERN CAROLINA (11/13/17)
	97	COPPIN STATE (11/16/17)
	86	ECU (01/20/18)
	83	ALABAMA STATE (11/27/17)
FIELD GOALS MADE	41	SAVANNAH STATE (11/10/17)
	33	ECU (01/20/18)
	33	CLEVELAND STATE (12/21/17)
	33	WESTERN CAROLINA (11/13/17)
FIELD GOAL ATTEMPTS	86	SAVANNAH STATE (11/10/17)
	73	ECU (01/20/18)
FIELD GOAL PERCENTAGE	.554 (31-56)	TULSA (02/25/18)
	.543 (25-46)	vs Richmond (11/21/17)
3 PT FIELD GOALS MADE	15	TULSA (02/25/18)
	13	vs Richmond (11/21/17)
	13	SAVANNAH STATE (11/10/17)
3 PT FG ATTEMPTS	39	SAVANNAH STATE (11/10/17)
	32	UCF (02/06/18)
3 PT FG PERCENTAGE	.682 (15-22)	TULSA (02/25/18)
	.542 (13-24)	vs Richmond (11/21/17)
FREE THROWS MADE	27	at USF (1/13/18)
	27	vs Buffalo (11/20/17)
	27	WESTERN CAROLINA (11/13/17)
FREE THROW ATTEMPTS	36	COPPIN STATE (11/16/17)
	35	vs Buffalo (11/20/17)
FREE THROW PERCENTAGE	.882 (15-17)	at Tulane (03/01/18)
	.875 (14-16)	MISSISSIPPI ST. (12/12/17)
REBOUNDS	65	SAVANNAH STATE (11/10/17)
	51	COPPIN STATE (11/16/17)
ASSISTS	26	TULSA (02/25/18)
	24	CLEVELAND STATE (12/21/17)
	24	WESTERN CAROLINA (11/13/17)
	24	SAVANNAH STATE (11/10/17)
STEALS	13	UA-PINE BLUFF (12/19/17)
	12	TEMPLE (01/24/18)
	12	at UCLA (12/16/17)
BLOCKED SHOTS	11	MISSISSIPPI ST. (12/12/17)
	11	at Xavier (12/02/17)
TURNOVERS	21	vs Florida (12/09/17)
	20	vs Richmond (11/21/17)
	20	SAVANNAH STATE (11/10/17)
FOULS	27	at Memphis (1/27/18)
	24	at Xavier (12/02/17)



**2017-18 Cincinnati Basketball**  
**Cincinnati High/Low Analysis (as of Mar 11, 2018)**  
**All games**



**Opponent - GAME HIGHS**

POINTS	89	at Xavier (12/02/17)
	77	SAVANNAH STATE (11/10/17)
	76	WICHITA STATE (02/18/18)
	74	TULSA (02/25/18)
	70	HOUSTON (01/31/18)
FIELD GOALS MADE	28	HOUSTON (01/31/18)
	27	TULSA (02/25/18)
	27	WICHITA STATE (02/18/18)
	27	at Xavier (12/02/17)
FIELD GOAL ATTEMPTS	74	SAVANNAH STATE (11/10/17)
	66	HOUSTON (01/31/18)
FIELD GOAL PERCENTAGE	.529 (27-51)	WICHITA STATE (02/18/18)
	.500 (23-46)	CLEVELAND STATE (12/21/17)
3 PT FIELD GOALS MADE	14	TULSA (02/25/18)
	13	SAVANNAH STATE (11/10/17)
3 PT FG ATTEMPTS	44	SAVANNAH STATE (11/10/17)
	30	TULSA (02/25/18)
3 PT FG PERCENTAGE	.538 (7-13)	at USF (1/13/18)
	.476 (10-21)	CLEVELAND STATE (12/21/17)
	.476 (10-21)	at Xavier (12/02/17)
FREE THROWS MADE	25	at Xavier (12/02/17)
	17	at Memphis (1/27/18)
	17	vs Wyoming (11/22/17)
FREE THROW ATTEMPTS	30	at Xavier (12/02/17)
	29	at Memphis (1/27/18)
FREE THROW PERCENTAGE	1.000 (12-12)	COPPIN STATE (11/16/17)
	1.000 (2-2)	vs SMU (03/09/18)
	1.000 (2-2)	ALABAMA STATE (11/27/17)
REBOUNDS	44	at Xavier (12/02/17)
	39	vs Buffalo (11/20/17)
ASSISTS	19	SAVANNAH STATE (11/10/17)
	18	TULSA (02/25/18)
STEALS	11	SAVANNAH STATE (11/10/17)
	10	at Temple (01/04/18)
BLOCKED SHOTS	6	ECU (01/20/18)
	6	vs Florida (12/09/17)
	6	at Xavier (12/02/17)
TURNOVERS	22	UA-PINE BLUFF (12/19/17)
	22	WESTERN CAROLINA (11/13/17)
FOULS	30	vs Buffalo (11/20/17)
	24	at Houston (2/15/18)
	24	HOUSTON (01/31/18)
	24	COPPIN STATE (11/16/17)
	24	SAVANNAH STATE (11/10/17)





**2017-18 Cincinnati Basketball**  
**Cincinnati High/Low Analysis (as of Mar 11, 2018)**  
**All games**



**Cincinnati - GAME LOWS**

POINTS	49	at UCF (1/16/18)
	55	at Temple (01/04/18)
	56	vs Houston (3-11-18)
	60	vs Florida (12/09/17)
	61	vs SMU (03/09/18)
FIELD GOALS MADE	17	at Houston (2/15/18)
	19	at UCF (1/16/18)
	19	at UCONN (2/3/18)
FIELD GOAL ATTEMPTS	43	at USF (1/13/18)
	44	at Houston (2/15/18)
FIELD GOAL PERCENTAGE	.352 (19-54)	at UCF (1/16/18)
	.380 (19-50)	at UCONN (2/3/18)
3 PT FIELD GOALS MADE	2	vs SMU (03/09/18)
	3	at Temple (01/04/18)
3 PT FG ATTEMPTS	10	vs Buffalo (11/20/17)
	13	at Tulane (03/01/18)
3 PT FG PERCENTAGE	.143 (2-14)	vs SMU (03/09/18)
	.214 (3-14)	at Temple (01/04/18)
FREE THROWS MADE	5	TULSA (02/25/18)
	6	at UCF (1/16/18)
FREE THROW ATTEMPTS	8	TULSA (02/25/18)
	10	at UCF (1/16/18)
FREE THROW PERCENTAGE	.500 (12-24)	SAVANNAH STATE (11/10/17)
	.526 (10-19)	at Memphis (1/27/18)
REBOUNDS	27	at Xavier (12/02/17)
	27	at Houston (2/15/18)
	27	WICHITA STATE (02/18/18)
ASSISTS	4	vs Florida (12/09/17)
	7	at Houston (2/15/18)
	7	at Wichita State (03/04/18)
STEALS	2	vs SMU (03/09/18)
	3	at UCONN (2/3/18)
BLOCKED SHOTS	3	vs Buffalo (11/20/17)
	3	UA-PINE BLUFF (12/19/17)
	3	SMU (01/07/18)
	3	TEMPLE (01/24/18)
	3	at Houston (2/15/18)
TURNOVERS	3	vs Memphis (3-10-18)
	5	at Wichita State (03/04/18)
FOULS	10	COPPIN STATE (11/16/17)
	10	vs SMU (03/09/18)



**2017-18 Cincinnati Basketball**  
**Cincinnati High/Low Analysis (as of Mar 11, 2018)**  
**All games**



**Opponent - GAME LOWS**

POINTS	38		at UCF (1/16/18)
	40		UCF (02/06/18)
	42		TEMPLE (01/24/18)
	48		vs Richmond (11/21/17)
	48		MEMPHIS (12/31/17)
	48		at Memphis (1/27/18)
FIELD GOALS MADE	13		UCF (02/06/18)
	14		at Memphis (1/27/18)
FIELD GOAL ATTEMPTS	42		vs Richmond (11/21/17)
	45		at USF (1/13/18)
	45		at Memphis (1/27/18)
FIELD GOAL PERCENTAGE	.283	(13-46)	UCF (02/06/18)
	.286	(16-56)	TEMPLE (01/24/18)
3 PT FIELD GOALS MADE	0		UCF (02/06/18)
	3		TEMPLE (01/24/18)
	3		at Memphis (1/27/18)
	3		at Tulane (03/01/18)
3 PT FG ATTEMPTS	12		ALABAMA STATE (11/27/17)
	13		at USF (1/13/18)
3 PT FG PERCENTAGE	.000	(0-14)	UCF (02/06/18)
	.130	(3-23)	TEMPLE (01/24/18)
FREE THROWS MADE	2		ALABAMA STATE (11/27/17)
	2		vs SMU (03/09/18)
FREE THROW ATTEMPTS	2		ALABAMA STATE (11/27/17)
	2		vs SMU (03/09/18)
FREE THROW PERCENTAGE	.300	(3-10)	at UCF (1/16/18)
	.364	(4-11)	HOUSTON (01/31/18)
REBOUNDS	18		CLEVELAND STATE (12/21/17)
	22		vs Richmond (11/21/17)
	22		at USF (1/13/18)
ASSISTS	4		at Memphis (1/27/18)
	5		at UCONN (2/3/18)
	5		at Tulane (03/01/18)
STEALS	1		ALABAMA STATE (11/27/17)
	2		at UCLA (12/16/17)
	2		MEMPHIS (12/31/17)
	2		UCF (02/06/18)
	2		TULSA (02/25/18)
	2		at Wichita State (03/04/18)
BLOCKED SHOTS	0		UCONN (02/22/18)
	1		WESTERN CAROLINA (11/13/17)
	1		COPPIN STATE (11/16/17)
	1		at UCF (1/16/18)
	1		UCF (02/06/18)
	1		vs SMU (03/09/18)
	1		vs Memphis (3-10-18)
TURNOVERS	8		HOUSTON (01/31/18)
	9		at Wichita State (03/04/18)
	9		vs Memphis (3-10-18)
FOULS	10		at Wichita State (03/04/18)
	11		at UCF (1/16/18)
	11		TULSA (02/25/18)



**2017-18 Cincinnati Basketball**  
 Cincinnati Player High/Low Analysis (as of Mar 11, 2018)  
**All games**



**Cincinnati - INDIVIDUAL GAME HIGHS**

Points	24		EVANS, Jacob vs Mississippi St. (12/12/17)
	24		CLARK, Gary vs Buffalo (11/20/17)
	23		EVANS, Jacob at Xavier (12/02/17)
	20		CLARK, Gary vs Houston (3-11-18)
	20		CUMBERLAND, Jarron vs Western Carolina (11/13/17)
Field Goals Made	9		CLARK, Gary vs Cleveland State (12/21/17)
	9		EVANS, Jacob at Xavier (12/02/17)
Field Goal Att.	17		EVANS, Jacob vs Houston (3-11-18)
	17		CUMBERLAND, Jarron vs Wichita State (02/18/18)
FG Pct (min 5 made)	.857	(6-7)	BROOME, Cane at Tulane (03/01/18)
	.857	(6-7)	CLARK, Gary vs UCONN (02/22/18)
	.857	(6-7)	CLARK, Gary vs Temple (01/24/18)
	.857	(6-7)	WASHINGTON, Kyle vs Cleveland State (12/21/17)
3-Point FG Made	5		BROOME, Cane vs Savannah State (11/10/17)
	4		CUMBERLAND, Jarron vs Memphis (3-10-18)
	4		CUMBERLAND, Jarron vs Tulsa (02/25/18)
	4		EVANS, Jacob vs Tulsa (02/25/18)
	4		MOORE, Trevor vs UCONN (02/22/18)
	4		CUMBERLAND, Jarron at USF (1/13/18)
	4		EVANS, Jacob at UCLA (12/16/17)
	4		EVANS, Jacob vs Mississippi St. (12/12/17)
	4		CUMBERLAND, Jarron vs Coppin State (11/16/17)
	4		JENIFER, Justin vs Coppin State (11/16/17)
	4		CUMBERLAND, Jarron vs Western Carolina (11/13/17)
	4		EVANS, Jacob vs Savannah State (11/10/17)
3-Point FG Att.	11		EVANS, Jacob vs Savannah State (11/10/17)
	10		CUMBERLAND, Jarron vs Wichita State (02/18/18)
	10		CUMBERLAND, Jarron vs Coppin State (11/16/17)
3-Pt FG Pct (min 2 made)	1.000	(3-3)	CLARK, Gary vs UCONN (02/22/18)
	1.000	(2-2)	CLARK, Gary vs Tulsa (02/25/18)
	1.000	(2-2)	JENIFER, Justin vs Tulsa (02/25/18)
	1.000	(2-2)	CLARK, Gary vs Temple (01/24/18)
	1.000	(2-2)	JENIFER, Justin vs Wyoming (11/22/17)
Free Throws Made	11		CLARK, Gary vs Buffalo (11/20/17)
	9		EVANS, Jacob at Houston (2/15/18)
	9		EVANS, Jacob at UCONN (2/3/18)
Free Throw Att.	13		CLARK, Gary at Memphis (1/27/18)
	13		CLARK, Gary vs Buffalo (11/20/17)
FT Pct (min 3 made)	1.000	(8-8)	WASHINGTON, Kyle at USF (1/13/18)
	1.000	(8-8)	CLARK, Gary vs Alabama State (11/27/17)
	1.000	(6-6)	CLARK, Gary at Wichita State (03/04/18)
	1.000	(6-6)	CLARK, Gary vs UA-Pine Bluff (12/19/17)
	1.000	(6-6)	EVANS, Jacob vs Mississippi St. (12/12/17)
	1.000	(6-6)	WASHINGTON, Kyle vs Buffalo (11/20/17)
	1.000	(6-6)	EVANS, Jacob vs Coppin State (11/16/17)
	1.000	(5-5)	WASHINGTON, Kyle vs Memphis (3-10-18)
	1.000	(5-5)	WASHINGTON, Kyle vs Western Carolina (11/13/17)
	1.000	(4-4)	CUMBERLAND, Jarron at Tulane (03/01/18)
	1.000	(4-4)	SCOTT, Tre at Tulane (03/01/18)
	1.000	(4-4)	BROOME, Cane vs UCONN (02/22/18)
	1.000	(4-4)	CLARK, Gary vs Wichita State (02/18/18)
	1.000	(4-4)	EVANS, Jacob at SMU (02/11/18)
	1.000	(4-4)	EVANS, Jacob vs Houston (01/31/18)

	1.000	(4-4)	WILLIAMS, Keith vs Temple (01/24/18)
	1.000	(4-4)	CLARK, Gary at USF (1/13/18)
	1.000	(4-4)	JENIFER, Justin at USF (1/13/18)
	1.000	(4-4)	EVANS, Jacob at USF (1/13/18)
	1.000	(4-4)	CUMBERLAND, Jarron vs SMU (01/07/18)
	1.000	(4-4)	CUMBERLAND, Jarron vs Cleveland State (12/21/17)
	1.000	(4-4)	BROOME, Cane at UCLA (12/16/17)
	1.000	(4-4)	CLARK, Gary vs Mississippi St. (12/12/17)
	1.000	(4-4)	JENIFER, Justin vs Coppin State (11/16/17)
	1.000	(4-4)	CLARK, Gary vs Western Carolina (11/13/17)
	1.000	(4-4)	CUMBERLAND, Jarron vs Western Carolina (11/13/17)
	1.000	(3-3)	CLARK, Gary vs UCF (02/06/18)
	1.000	(3-3)	WASHINGTON, Kyle vs ECU (01/20/18)
Rebounds	15		CLARK, Gary at UCF (1/16/18)
	14		CLARK, Gary vs ECU (01/20/18)
	14		CLARK, Gary vs Buffalo (11/20/17)
Assists	8		CUMBERLAND, Jarron vs SMU (03/09/18)
	8		CUMBERLAND, Jarron vs Tulsa (02/25/18)
Steals	5		EVANS, Jacob vs Temple (01/24/18)
	4		WASHINGTON, Kyle at UCLA (12/16/17)
Blocked Shots	5		CLARK, Gary vs Mississippi St. (12/12/17)
	4		NSOSEME, Eliel at Xavier (12/02/17)
	4		EVANS, Jacob vs Alabama State (11/27/17)
Turnovers	7		CUMBERLAND, Jarron vs Buffalo (11/20/17)
	6		BROOME, Cane vs Savannah State (11/10/17)
Fouls	5		EVANS, Jacob at Memphis (1/27/18)
	4		CUMBERLAND, Jarron vs Houston (3-11-18)
	4		CUMBERLAND, Jarron vs Memphis (3-10-18)
	4		JENIFER, Justin at Tulane (03/01/18)
	4		EVANS, Jacob vs Wichita State (02/18/18)
	4		CLARK, Gary at Houston (2/15/18)
	4		NSOSEME, Eliel vs UCF (02/06/18)
	4		BROOKS, Nysier at UCONN (2/3/18)
	4		CLARK, Gary vs Houston (01/31/18)
	4		BROOME, Cane at Memphis (1/27/18)
	4		CLARK, Gary at Memphis (1/27/18)
	4		CUMBERLAND, Jarron at Memphis (1/27/18)
	4		WASHINGTON, Kyle at Memphis (1/27/18)
	4		CUMBERLAND, Jarron at USF (1/13/18)
	4		CLARK, Gary vs SMU (01/07/18)
	4		BROOME, Cane vs SMU (01/07/18)
	4		WASHINGTON, Kyle at Temple (01/04/18)
	4		BROOKS, Nysier at UCLA (12/16/17)
	4		EVANS, Jacob vs Florida (12/09/17)
	4		CUMBERLAND, Jarron vs Florida (12/09/17)
	4		BROOME, Cane at Xavier (12/02/17)
	4		CUMBERLAND, Jarron at Xavier (12/02/17)
	4		EVANS, Jacob vs Wyoming (11/22/17)
	4		CUMBERLAND, Jarron vs Buffalo (11/20/17)
	4		EVANS, Jacob vs Buffalo (11/20/17)



**2017-18 Cincinnati Basketball**  
Cincinnati Opponent High/Low Analysis (as of Mar 11, 2018)  
**All games**



**OPPONENT INDIVIDUAL GAME HIGHS**

Points	29	MASSINBURG, CJ vs Buffalo (11/20/17)
	28	BLUIETT, Trevon at Xavier (12/02/17)
	22	BANKS, Payton at USF (1/13/18)
	21	ETOU, Junior vs Tulsa (02/25/18)
	21	Koulechov, Egor vs Florida (12/09/17)
Field Goals Made	9	MASSINBURG, CJ vs Buffalo (11/20/17)
	8	McMURRAY, Jahmal vs SMU (03/09/18)
	8	McMURRAY, Jahmal at SMU (02/11/18)
	8	VITAL, Christian at UCONN (2/3/18)
	8	Koulechov, Egor vs Florida (12/09/17)
Field Goal Att.	22	GRAY, Rob vs Houston (3-11-18)
	21	MASSINBURG, CJ vs Buffalo (11/20/17)
FG Pct (min 5 made)	.833 (5-6)	Johnson, Branden vs Alabama State (11/27/17)
	.750 (6-8)	Hudson, Jalen vs Florida (12/09/17)
	.750 (6-8)	KANTER, Kerem at Xavier (12/02/17)
3-Point FG Made	5	DAVIS Jr., Corey vs Houston (3-11-18)
	5	DAVIS Jr., Corey vs Houston (01/31/18)
	5	BLUIETT, Trevon at Xavier (12/02/17)
3-Point FG Att.	10	DAVIS Jr., Corey vs Houston (3-11-18)
	10	ETOU, Junior vs Tulsa (02/25/18)
	10	McMURRAY, Jahmal at SMU (02/11/18)
	10	BLUIETT, Trevon at Xavier (12/02/17)
	10	HARRIS, Jeremy vs Buffalo (11/20/17)
3-Pt FG Pct (min 2 made)	1.000 (3-3)	Aric Holman vs Mississippi St. (12/12/17)
	1.000 (2-2)	WORD, Bobby vs Cleveland State (12/21/17)
	1.000 (2-2)	KANTER, Kerem at Xavier (12/02/17)
	1.000 (2-2)	KIRBY, Joe vs Richmond (11/21/17)
Free Throws Made	9	MARTIN, Jeremiah at Memphis (1/27/18)
	9	BLUIETT, Trevon at Xavier (12/02/17)
Free Throw Att.	13	MARTIN, Jeremiah at Memphis (1/27/18)
	11	BLUIETT, Trevon at Xavier (12/02/17)
FT Pct (min 3 made)	1.000 (6-6)	DAVENPORT, Kyvon vs Memphis (3-10-18)
	1.000 (6-6)	GRAY, Rob at Houston (2/15/18)
	1.000 (5-5)	FRAZIER, Melvin at Tulane (03/01/18)
	1.000 (4-4)	ROBINSON, Jr., Galen vs Houston (3-11-18)
	1.000 (4-4)	DEJESUS, Ceasar vs UCF (02/06/18)
	1.000 (4-4)	ADAMS, Jalen at UCONN (2/3/18)
	1.000 (4-4)	Koulechov, Egor vs Florida (12/09/17)
	1.000 (4-4)	GILYARD, Jacob vs Richmond (11/21/17)
	1.000 (4-4)	MORGAN, Lamar vs Coppin State (11/16/17)
	1.000 (4-4)	DAVIS, Karonn vs Coppin State (11/16/17)
	1.000 (3-3)	JOHNSON, Jamal vs Memphis (3-10-18)
	1.000 (3-3)	TYSON, B.J. vs ECU (01/20/18)
	1.000 (3-3)	MOORE II, Alani at Temple (01/04/18)
	1.000 (3-3)	CABEZA, Jahir vs Savannah State (11/10/17)
Rebounds	13	AGAU, Akoy at SMU (02/11/18)
	11	DAVENPORT, Kyvon vs Memphis (3-10-18)
	11	BROWN, Josh at Temple (01/04/18)
Assists	8	GOODIN, Quentin at Xavier (12/02/17)
	6	JOINER, Elijah vs Tulsa (02/25/18)
	6	ROBINSON, Jr., Galen at Houston (2/15/18)
	6	GRAY, Rob vs Houston (01/31/18)
	6	Chiozza, Chris vs Florida (12/09/17)



	6	DASENT,Austin vs Savannah State (11/10/17)
Steals	5	ROBINSON, Jr., Galen vs Houston (3-11-18)
	4	Abdul Ado vs Mississippi St. (12/12/17)
Blocked Shots	3	KELLY, Rashard at Wichita State (03/04/18)
	3	JEFFRIES, DaQuan vs Tulsa (02/25/18)
	3	BARKLEY, Kentrell vs ECU (01/20/18)
	3	Abdul Ado vs Mississippi St. (12/12/17)
Turnovers	7	McMURRAY, Jahmal vs SMU (01/07/18)
	7	BUCKINGHAM, De'Monte vs Richmond (11/21/17)
Fouls	5	ZANNA, Nura at Houston (2/15/18)
	5	DAVIS Jr., Corey at Houston (2/15/18)
	5	WHITE Jr., Fabian vs Houston (01/31/18)
	5	BRADY, Breaon vs Houston (01/31/18)
	5	CHARGOIS, Ethan vs SMU (01/07/18)
	5	AFLAKPUI, Ernest at Temple (01/04/18)
	5	CARUTHERS, Dontay vs Buffalo (11/20/17)
	5	PERKINS, Nick vs Buffalo (11/20/17)
	5	COUNCIL,Cedric vs Coppin State (11/16/17)
	5	TRAORE,Adam vs Coppin State (11/16/17)

## Gary Clark deflects the credit for Cincinnati's stifling defense

TheAthletic.com | By Dana O'Neil | Feb. 22, 2018

CINCINNATI — He may be, as his coaches like to call him, “the nicest guy in college basketball,” but that does not mean Gary Clark is without ego. His Cincinnati basketball team is enjoying its best season defensively under Mick Cronin, ranked second in Ken Pomeroy’s adjusted defense behind only miserly Virginia and, well, Clark would like his due. The Bearcats’ jump from very good to silly stingy is, after all, because of him. “The defense we run is because I couldn’t play defense,” says Clark, a 6-foot-8 senior forward. “I was such a liability, Coach had to put in the little matchup we run now.”

The nicest guy in college basketball apparently is also the most honest. His coach doesn’t entirely refute Clark’s observation. “He wasn’t the only one,” Cronin says. “We had a bunch of guys we had to hide.” That would be damning with faint ... damning?

This was in the summer of 2014. Cronin was in his eighth season, and by then he had established the Bearcats’ persona. It looked a lot like him — a little taller, of course, but equally fierce and intense and a pain in the posterior to play. Year by year they’d improve their defensive efficiency, employing a withering man-to-man to climb to ninth in KenPom’s rankings the year before Clark arrived.

And now here was Cronin, with essentially a new starting five: Clark, a freshman; Troy Caupain, a sophomore who’d been a reserve the year before; two junior college transfers in Octavius Ellis and Farrad Cobb; and Jermaine Sanders, who in Cronin’s words “was slow-footed.” There was no way this merry band of non-defenders could play the way their coach wanted.

Cronin did the only thing he could think of — he called his sensei.

Ralph Willard is technically a 71-year-old retiree living in Bonita Springs, Fla. He prefers golf to karate and is about as Zen as Cronin. But he is something of a hoops Yoda, a coaching lifer who partnered with Rick Pitino on the Knicks’ bench, at Kentucky and Louisville, credited with helping the Hall of Fame coach develop his trademark pressure defense. Willard also squeezed success out of Holy Cross, his once-moribund alma mater. Not blessed with high-caliber athletes (slow-footed, you might even say), Willard’s teams nonetheless consistently ranked in the top 75 in defensive efficiency and frequently hovered in the top 10 in field-goal percentage defense, a marvel for a Patriot League program.

Willard’s coaching philosophy is hardly groundbreaking. He believes in creating disruption by way of deflections, working the glass and other elements in his “circle of opportunity,” his term essentially for hustle plays. Technically a matchup, his defense is anything but passive and predicated on jumping in passing lanes and disrupting an opponent’s rhythm. It requires constant help and players who are willing to work collectively.

It also includes one unconventional adjustment for both players and coaches. Willard’s players position themselves open to the ball, angling their bodies to face the ball rather than the man they are guarding. “That’s the-world-is-flat thinking,” says Cronin, who has known Willard since his days as an assistant at Louisville in the early 2000s. “It’s exactly the opposite of how you’re taught.” Willard admits his shift is radical, requiring a reindoctrination to everything players have learned about defense, but he believes in its effectiveness. He’s dug deep on the nitty-gritty of it — discovering, for example, that guys were positioned a few feet closer for deflections — but believes strongly a team that employs it smartly and communicates effectively can succeed.

He explained all of this over the phone to Cronin before adding a cautionary stipulation. “You can’t hold individuals accountable,” Willard says. “Most coaches like to do that. A defense breaks down, and you get to kill that guy. This is about team defense. There may be a breakdown, but it’s going to be because two or three guys do it at the same time. You can’t pinpoint who is at fault.” That was admittedly a tough swallow for Cronin, who delivers the sermon on accountability with paint-peeling ire. But he was desperate, and when Willard suggested they meet in his son’s office to watch film of the defense, Cronin happily obliged.

Which is how the Cincinnati defense was birthed. A group of Bearcats coaches gathered to watch five hours of Synergy-spliced game film of Holy Cross in the offices of Seton Hall coach

Kevin Willard.

Four years later the Bearcats are a confusing hybrid. Cronin has embraced the flexibility of Willard’s defense — “It can be whatever you want,” Willard says. “You can go zone, man and back to zone on one possession.” — to concoct a delicious defensive stew. Opponents average just 57 points per game and shoot only 37 percent, and more than one mystified coach has called Cronin and said, “We’ve watched all kinds of film on you and we still have no idea what you’re running.”

Cincinnati’s success is as much a byproduct of player commitment and growth as it is Xs and Os. Willard watches the Bearcats regularly and sees players who talk incessantly on defense, pointing and yelling whatever adjustments need to be made on the fly. “They’ve really bought in,” he says.

Clark, the former defensive liability, was named the American Athletic Conference Defensive Player of the Year as a sophomore and annually leads his team in deflections. To the Bearcats, that’s more important than being the leading scorer, Cronin so hell-bent on getting to 40 deflections a game that the box score he receives after each game includes a row for the stat. Staff member T.J. Wolf is assigned with charting deflections, and at halftime of games, Clark has been known to harass Wolf if he believes he has been short-changed. “In high school, I would have been like, Deflections? What’s that? How does that win you games?” Clark says. “I stood at the rim and blocked shots and thought that was good defense. Now I know better. It’s become very prideful. To me, it’s a thing of beauty when you can shut a team down.”

Alas, the Bearcats hardly created a masterpiece in their showdown against Wichita State on Sunday. The Shockers scored 76 points and shot a blistering 52 percent. Worse, Cronin said afterward his team only generated eight second-half deflections, a sign in his opinion of a lack of effort. To Cronin, the son of a coach and wired to believe there is nothing worse than cheating the game, that is unforgivable. He laid into his team in the postgame press conference, labeling his senior leadership “gross.” “You’ve got to be committed to the uncomfortable things that go into winning, and right now I’ve got to do a better job to make sure my team is committed to the uncomfortable, physical things that go into winning games,” he said.

Willard’s defense may not allow for as much individual accountability, but that doesn’t mean Cronin can’t create some collective misery. With four days between games, the Bearcats knew exactly what they were in for. Having endured the early learning days, when the wins weren’t coming so freely and the defense wasn’t merely effective, Clark has boiled down the definition of a Cronin-led practice after a loss.

“Godawful,” he says. They are an unlikely pair, this “nicest guy in college basketball” and the coach who would never be hailed as such. Associate head coach Larry Davis recruited Clark out of Clayton, N.C., but visited him three times before offering a scholarship. Davis knows his boss well, and as much as others might have been wooed by Clark’s numbers (he averaged 24 points and 14 boards as a junior), Cronin would have been turned off by his motor. On his first visit, Davis told Clark there was no way he could bring his coach to watch him until he played harder. Second visit, same message. “Third time I saw him, I think he had like 30 and 16, and I told him that he was right on the edge but not quite there,” Davis recalls. “I told him he had to play harder. He probably thought I was nuts.”

Davis estimates eight of 10 kids would have told him to take a hike, but Clark isn’t wired like most kids. “He’s the opposite of every other teenager in America,” Cronin marvels. He wants to be worked and be challenged, blessed with rare self-awareness at a young age. Clark grew up with a single mom. His parents separated when he was 14, and he helped raise his two sisters and little brother. That taught him both the reality of responsibility and the need for unselfishness. If the first helped his basketball career, the second hurt it. Clark too often deferred, passing up open shots, content to disappear into the flow of the game rather than dictate it. “Finally the fourth time, he’s diving on the floor for loose balls, flying all over,” Davis says. “He probably only had 20 and 10, but that was it. That’s what we needed.”

Clark arrived in Cincinnati fully aware of what he was in for. It still stunk. With a trip to The Bahamas scheduled in the summer of 2014, the Bearcats were awarded 10 extra days of practice. In those 10 days Clark says he called home daily and prayed hourly. When the sum-

mer gave way to the regular season, not much changed. Clark figures he averaged a good four rewinds of game film, Cronin repeatedly reviewing the glaring mistakes his freshman made. Yet he never considered leaving. He may not have liked Cronin's methods or understood them, but he believed there was a greater purpose. "You see him on TV and people would ask me, 'Do you realize how intense he is? Why are you going there?' And then you get here and it's even worse," Clark says. "But I told people all the time, 'This is what I need.' I'm so used to people being really nice, letting stuff slide. He didn't let anything slide."

Clark didn't much care about defense when he arrived in 2014, but now he's all about collecting deflections. (photo by Aaron Doster/USA TODAY Sports)

If it wasn't defense, Cronin would harp on Clark's unwillingness to score. He'd be two feet from the basket and kick to an open man, even as the bench screamed for him to take a shot. It is so out of character for today's player that, Cronin says, he was stunned he had to teach a player how to be selfish. Over time — and incessant berating — Clark learned. By the end of his sophomore season, he says, it clicked. He understood what he needed to do, recognizing that his coach was willing to give him a green light on offense now that he'd learned to play committed defense.

Cincinnati is not the kind of team that will produce a Trae Young scorer, so you have to dig deep to see how Clark has improved. It's in field goals attempted as much as points scored. That's not to say he is perfect. Davis still finds himself saying, "You've got to be Gary!" and Cronin walks into practice on occasion thinking, Well, I've got to yell at Gary Clark today. "And then I'll hate myself and feel guilty because he's such a nice kid." But whereas the delivery was once in the form of blistering correction, the edits now come with a touch of humor and sarcasm. "(Bill) Parcells one-liners," Cronin calls them.

"Is your passport updated?" he'll ask. "Because you're not making it in the NBA if you're not assertive and aggressive."

Or, "Hey, why don't you throw the ball to my dad? He's probably a better shooter than you."

Or, referencing the 24 points Clark scored after losing a tooth against UConn last season, "Are we going to knock your teeth out to get you going?"

Where once a devastated Clark would return to his dorm room licking his wounds from the insults, now he chuckles. He knows when he has made a mistake even before Cronin has pointed it out, comfortable not just with the method to his coach's meanness but the player he's become because of it. Like many an older player, Clark has grown into a wizened veteran, there to school overwhelmed freshmen with survival tips. "Don't even look over there. I don't care what you do. If you make the dumbest play you've ever made, don't look over there," Clark says he advises his teammates. "If you don't look over, you stand a chance of staying in the game. His gestures, his intensity will make you mess up even more. That's Coach. He expects perfection."

From Dec. 12 to Feb. 14, Cincinnati tasted perfection, rolling on a 15-game winning streak that pushed the Bearcats to No. 5 in the polls, their highest ranking since 2002.

Chased by doubters who questioned their schedule (they have just four quadrant 1 wins, against less than inspiring Buffalo, Temple, UCLA and Central Florida), the Bearcats now have given fuel to the fodder with back-to-back losses at Houston and to Wichita State.

This is nothing new to Cincinnati. There is always a "but" with the Bearcats: a model of consistency with seven consecutive NCAA Tournament appearances, but they haven't made it past the first weekend in the last five; a very good defense, but not as good as Virginia's. The Bearcats have long since stopped caring about such things. They are not meant to be among the bluebloods or the flavors of the month.

But recent losses aside, they believe their time is coming.

"It's crazy how people don't like to mention it, but it's been that way since I've been here," Clark says. "But once the tournament comes, everything is there on paper. It doesn't matter if you've seen us or talked about us before. You're going to see it. You're going to see who we are."

**Bearcats No. 2 in the country in field goal percentage defense and here's why it matters**  
WCPO.com | By Laurel Pfahler | Feb 9, 2018

CINCINNATI -- It's pretty simple in basketball -- if your opponent can't get clean looks or easy layups and is forced into turning over the ball, there's a good chance you're going to win.

That's why field-goal percentage defense has been such a key stat for the Cincinnati Bearcats.

Coach Mick Cronin's squads have always been known for their stingy defense, but the ability to protect the lane and tie up the opponents' best shooters has a lot to do with the No. 6-ranked Bearcats' success over the years and especially through a 22-2 start this season.

"It's huge for us," Cronin said. "We try to not give up layups. I know that's simple but ... kids don't miss layups, they miss shots, so our thing is to not give up layups and we try to not let the best shooters shoot, and we're big on not giving up dumb fouls. We coach it really hard and teach it and review it on film. That's how we do it.

"You've got to figure out what's hard to play against. If you give up layups and you foul a lot, you're not hard to play against."

UC ranks second nationally in scoring defense while allowing 56.1 points per game, but the Bearcats have been in the top 25 of that category the past five years and six of the last seven years during the team's current streak of NCAA tournament appearances.

Their field-goal percentage defense also has ranked among the top 20 the past five years, staying under 40 percent each season, but that's an area that just seems to be getting better and better. UC ranked 13th at 39.3 percent in 2015-16, ninth at 38.3 percent last season and second currently at 36.3 percent.

Additionally, KenPom.com ranks UC second in adjusted defensive efficiency at .856 points per defensive possession, which is on pace to become the second-best in KenPom.com metrics dating back to 2002. The Bearcats have been in the top 22 of those ratings for eight straight seasons.

"It's one of those things where when I first got here we struggled," senior forward Gary Clark said. "Teams were scoring well, and coach would write on the board at halftime what teams were shooting against us. You can't let a team, at home especially, shoot over 50 percent. That's just one of the things we've taken a lot of pride in these past few years is locking teams down."

UC gets it done defensively in different ways, playing a variety of matchup zones and man-to-man defenses with occasional full-court pressure. While trying to prevent layups, the Bearcats have been solid at the rim, ranking 12th in blocked shots at 5.6 per game, and they've displayed great help defense to shut down top scorers.

Perhaps the best example of how UC wants to play on defense came Tuesday in a 77-40 win over Central Florida.

The Knights made just five field goals on 19.2 percent shooting in the first half, including missing 14 shots in a row at one point, and finished with a 28.3 percentage for the game. Cincinnati didn't allow a single 3-pointer in 14 attempts and surrendered a mere 18 points in the paint, while effectively trying to force UCF into long-range jump shots.

"We're locked in, paying attention to detail," point guard Justin Jenifer said. "Every day we come in and make sure we're focused on playing defense first because we know if we do that, everything will flow for us on offense."

It helps having some of the nation's top individual defenders.

Clark, the American Athletic Conference Defensive Player of the Year in 2015-16, anchors the team as a player who can defend all five positions. The 6-foot-8 power forward ranks No. 1 nationally among individuals in BasketballReference.com's defensive ratings at 77.8 points

allowed per 100 possessions, and four others are in the top 20.

Senior forward Kyle Washington follows at No. 4 (83.7), junior guard Jacob Evans ranks No. 7 (84.9), sophomore guard Jarron Cumberland -- the team's most improved defender, according to Cronin -- is at No. 12 (86.8) and junior point guard Cane Broome checks in at No. 17 (87.9).

Cronin said he doesn't recruit based on defense, though.

"We get the best guys we can get and then try to win with them -- we don't recruit with defense in mind," Cronin said. "You've got to get talent and then you can coach defense."

That line of thinking comes from being around coaches like Bob Huggins, for whom he assisted from 1996 to 2001, and Rick Pitino, for whom he coached under at Louisville from 2001 to 2003. It even goes back to watching his dad, Hep Cronin, who coached him at LaSalle High School.

Cronin said it takes certain kinds of players to be able to coach a team into great defenders.

"It comes from schemes and scouting, but you've got to get players that want to win and care about winning," Cronin said. "We talk about, 'Is this guy a competitor?' and once you're winning and have a winning culture, when you're in my position and your assistants are presenting different recruits to you all the time, you have to try to ascertain whether the guy is going to care about winning when he gets to our program or is he just going to care about his individual statistics."

Another secret to success on defense is trying to keep the team experienced, Cronin said, because young players haven't learned the difference between aggressiveness and over-defending or fouling at this level yet.

It generally takes two years for players to learn how to defend on and off the ball at a high level, he said.

"We have techniques we try to teach, and we drill it," Cronin said. "It's repetition, and you review it on film. You show them what works and what the referees call and don't call when it comes to fouling."

Clark doesn't doubt that he is a better defender because of his decision to play at UC. He knew Cronin was a defensive-minded coach when he signed with the Bearcats straight off Tobacco Road in Clayton, North Carolina.

"I watch other teams play and they play defense, but coach used a saying when I first got here: 'It's not enough to be on defense, you have to play defense,'" Clark said. "Everyone runs back on defense, but not everyone is locked in. I think the difference between us and other teams is all five guys are ready to defend, ready to help."

"That's huge because the last couple years we didn't score as well as we are now, so we had to go back to that. It keeps you in the game. If you aren't scoring, but they aren't scoring and they're struggling with their shooting because of how you're defending, you've still got a pretty good chance."

## Coaches 'Voted For Winner' in Clark for AAC's Top Player

GoBEARCATS.com | By Bill Koch | March 8, 2018

CINCINNATI -- Gary Clark set two personal goals last April after he underwent surgery to repair a tendon in his left ankle: Not only did he want to win Defensive Player of the Year in the American Athletic Conference for the second time, he also wanted to win Player of the Year.

"It was really a hard moment for me in my life that month," Clark said. "I told my mother and my friends that I wanted to be Player of the Year and Defensive Player of the Year. I was saying it, but I was really meaning it, that I'm going to do everything in my power to dominate as much as I can."

Clark found out earlier this week that he had won the defensive award, as well as the league's Sportsmanship Award and that he was the only player in the league to be picked unanimously by the coaches as first-team all-conference.

But the capper to a very gratifying week came Wednesday morning when he learned less than a half hour before the University of Cincinnati Bearcats took the court for practice that he had reached all of his goals when he was chosen Player of the Year. He's the first UC player to win a conference Player of the Year award since All-American guard Steve Logan did it in 2001 and 2002 when the Bearcats competed in Conference USA.

After he received the good news, Clark said that he had wanted the award so badly he was actually nervous about whether he would get it.

"To see that just a few minutes ago, my mom is somewhere probably crying," Clark said. "It's a good, warm feeling to know that in four years, if you stay the course, you don't try to leave, and if you don't blame anybody else, it's a product of just constantly trying to get better each year. To see all the things come full circle now, it's a rewarding feeling. I can't even express how proud I am right now in this very moment in front of you guys after all I've been through to get here."

Clark, a 6-foot-8, 230-pound senior forward from Clayton, N.C., was far from the league's top scorer. He averaged only 12.7 points, but supplemented his scoring by averaging 8.2 rebounds, which led the league; 2.1 assists, 1.5 steals and 1.3 blocks while shooting 51.3 percent from the floor and 44.2 percent from 3-point range.

He led UC in either points or rebounds in 24 of the Bearcats' 31 games this season and led the league in double-doubles with nine.

With Clark showing the way, No. 8 UC won its first regular-season conference championship since 2004 with a 16-2 league record. The Bearcats, 27-4 overall, are the No. 1 seed in this week's conference tournament in Orlando. They'll play at noon Friday in a quarterfinal game against the winner of Thursday's game between Connecticut and SMU.

UC coach Mick Cronin said Clark's selection as the best player in the league validates his belief that there's more to basketball than scoring and that in an age when so many of the game's best players leave after a year or two for the NBA, there's still value for some players to complete their allotted four years of eligibility and earn a diploma, which Clark is on track to do at the end of spring semester with a degree in criminal justice.

"It's probably an acknowledgment for not just this year, but his entire career," Cronin said, "for the coaches in our league to show their appreciation for the type of player he is and how he's impacted our winning. They didn't just go by the statistics of points per game. Voting for Gary, you voted for a winner. You voted for a guy that can score, rebound, block shots and show tremendous leadership for his team."

"It really sends a message to all the players in the conference that basketball is not just about scoring. He's a throwback. Everybody loves to look at certain programs. A guy comes in and everybody wants to say he's going to be great or he is great or he's not any good and he's never going to be any good. That's just the way it is now. And they're wrong. Guys get better and it's not just here. If guys stay around, they're going to get better. Gary's gotten better in

every area.”

Even Clark, who arrived at UC in 2014 with a maturity that most players don’t have at that stage of their career, evolved in his thinking about the game and what makes a good player. As he recounted to reporters, each year he wore a different hat. As a freshman, he was a role player doing whatever he could to get on the court. As a sophomore, he became more of a scorer, but was still trying to find his way. And as a junior, he began to display more leadership.

This year, he put it all together.

“I understood that I don’t have to score to be productive and be an impact on the game,” Clark said. “Freshman year I couldn’t throw it in the ocean or do anything. I had a baby right hook and that was it. Over time it’s definitely helped me to play hard, rebound, block shots, get steals. I tell the young guys now if you want to get on the court, do something in the margin where coach can see. It doesn’t have to be scoring because scoring can come and go, but those things can stay consistent.”

Junior forward Jacob Evans III, who joined Clark on the all-conference first team, was thrilled for his teammate, who also served as his mentor when he was a freshman.

“He deserves everything and more,” Evans said. “Ever since I came here he embraced me, took me under his wing and made sure that I kept my head on straight. A lot of guys are not really like that at other colleges because they want to be the guy themselves. But Gary, he embraces you because he knows it’s not going to just take him. He knows it takes multiple guys to help win a championship.”

Had Clark not won Player of the Year, Evans said, “I would have definitely been upset. Who’s a better player in the conference? He does everything from rebounding to coaching to scoring to passing to getting steals to deflections. He’s the ultimate glue guy, but he also has that superstar factor for us, too.”

Imagine that. A superstar who averages 12.7 points per game.

## **Bearcats, Clark regain momentum as season winds down**

TheAthletic.com | By Shannon Russell | Feb. 23, 2018

HIGHLAND HEIGHTS, Ky. – It was 2014 and yet it was yesterday, the moment Gary Clark’s family left him at the University of Cincinnati to start life anew as a college student.

They were all there – his mother Tammy, sisters Azia and Tanija, little brother Jeremiah – and suddenly the 500-mile chasm between Fifth Third Arena and Clayton, North Carolina, felt impossibly wide. Clark didn’t know how to handle his sorrow, this extraction of his heart from his chest.

“It was probably one of the hardest things I’ve ever had to do, just knowing I was leaving my two sisters, my mom and my little brother,” Clark said. “It was devastating.”

A sometimes thrilling, always busy, occasionally agonizing and overall satisfying four years have passed, and Clark is now on the cusp of his final home basketball game as a UC player.

He has logged 131 games in a Bearcats uniform, most recently Thursday’s victory at BB&T Arena. The 6-foot-8 senior forward scored a team-high 17 points in No. 11 UC’s 77-52 drubbing of short-handed Connecticut. As the Huskies played without the ill Jalen Adams, their season leading scorer, Clark mopped up five rebounds, two assists, a block and a steal in just 20 minutes.

UC (24-4, 13-2 American) finishes its home slate at noon Sunday against Tulsa. Bearcats fans will have the opportunity to salute Clark and fellow senior Kyle Washington before the team hits the road for Tulane and No. 13 Wichita State. It’s been a long journey for both players, albeit different routes, as Washington spent two seasons at NC State before transferring to UC and Clark is a four-year Bearcats veteran.

They have a certain savvy in the ways of coach Mick Cronin, and thus could understand what needed rectified on the court Thursday after back-to-back defeats.

Clark, who traditionally has played well against UConn, reeled in a pass from Jarron Cumberland and buried a 3-pointer that vaulted the Bearcats ahead by 10 early in the game. After the Huskies slogged through a 1-for-11 shooting stretch, Clark delivered a jam that opened up a 33-19 game.

“Coming off of two losses, you’ve got to come out with hunger,” Clark said. “Our season’s on the line. We’ve just got to play with fire and try to get our momentum going.”

Related: Gary Clark leads UC’s air-tight defense.

The victory preserved UC’s place atop the conference standings and distanced the Bearcats from Cronin’s post-Wichita State wrath on Sunday. The coach still wasn’t overly thrilled with the team defense against UConn – he said the Bearcats allowed too many open shots – and he would have liked more offensive production from starters Jacob Evans and Cumberland, but he conceded ball security was better and bench play was robust.

The Bearcats stockpiled 23 points off turnovers and held the Huskies to 25 first-half points, their fewest in a first half since the teams’ first meeting Feb. 3 (UConn scored 21). Propelled by his signature poise, Clark lofted a 3-pointer over Kwintin Williams for a 52-31 lead with 13:15 left. UC later led by as many as 28 points.

The demeanor Clark showed Thursday on the court isn’t much different than his personality off the court, and he’s sure his upbringing had something to do with both.

Since Clark’s mother was a single parent he, the eldest child, assumed supervisory duties before and after school when she was at work. By eighth grade his mounting responsibilities abutted his love for basketball and, when there was a conflict, he usually put himself last.

“I’d come home and help Azia and Tanija with their homework. I wasn’t making the best grades but the girls were making straight As. They were so locked in to their books,” Clark said.



“One of the biggest tasks when I was in high school was to get everybody to school. If the girls were hungry, I would give them food because my mom and grandmother would always give me money for gas. Each week I would have some kind of money to ration out for my gas, food and stuff like that. I would drive Azia to school; she would ride with me. Tanija, I would either pick her up or drop her off. Sometimes I would drop them off before practice, go get Jeremiah and drop him off.”

Once he forgot Jeremiah at school. He tried to bluff his way through it, angling his car at the end of a sparse pick-up line, but his brother didn't buy it. He'd been waiting.

“He got in the car and said, ‘You forgot about me, Gary!’ I just felt like the worst big brother ever. I took him to McDonald's for a Happy Meal,” Clark said.

Faced with chances to steal away for a couple hours, Clark typically preferred fishing. Then and now, he has found comfort in threading Senko worms on his line and attracting large-mouth bass. He's happy fishing solo with a slush (a syrupy tradition inspired by the uncle who taught him to fish) or surrounded by friends.

Clark said being near the water has its perks – namely, lack of cell phone service – but in truth he's a people-person, willing to scrap his own plans to make someone else's day. A hospital visit to meet a fan, a child's birthday party. He's done it all.

“He's the most kind-hearted guy that I'll ever coach,” Cronin said.

Clark plans to see how far basketball will take him after college but has other plans, too. He wants to help improve his community in North Carolina.

“I'll probably try to start a community center or a recreation center. The recreation centers back home, they're there but they're so hard for kids to get in because of the hours. (I want) a place where kids can hang out all day and not get in trouble,” Clark said.

Clark has business on the hardcourt first. He's a member of the Citizen Naismith Trophy Late Season Team and a finalist for the Karl Malone Power Forward of the Year, and he has led the Bearcats in points or rebounds in 22 of the team's 28 games. He enters the home finale with 1,360 career points.

Four years after his arrival at UC, Clark's sisters are in college now and his brother is 10. Clark, 23, is nearing the end of the journey he started in 2014, and yet there is still so much that lies ahead.

## A salute to Gary Clark, who will always be a Cincinnati fan favorite

TheAthletic.com | By Mo Egger | Feb. 12, 2018

When you get a bunch of UC fans together in the same place — whether it's a real, actual place or somewhere on the internet — inevitably the conversation will drift toward a few different places:

— Where you were when Kenyon Martin broke his leg in 2000 (Martino's in Clifton, drunkenly and incorrectly yelling at dejected customers that the Bearcats were still Final Four-bound; I'm really glad Twitter didn't exist then);

— Where you were when Tony Pike hit Armon Binns for the go-ahead touchdown against Pitt (in the visiting broadcast booth at Heinz Field, which I treated the way a lead singer from the 70s treated his hotel room);

— Bob Huggins, and the people in our lives who are still upset that he's no longer UC's coach (yes, these people do exist);

— Irrational hatred of JP Macura (irrational because while JP's teams have gone 3-1 against the Bearcats, he's never had any big, memorable on-court moments against them);

— The 10,000 or so insane buzzer-beaters that have sent the Bearcats to stunning defeat (No program in college basketball over the last 20-25 years has been beaten at the horn in improbable fashion as much as Cincinnati. I have no data to back that argument up, I just know it's true.);

— A list of top five or 10 all-time favorite Bearcats.

You could ask me on any day to give you my list of top five favorite Bearcats — understanding that “favorite” and “best” are not the same thing — and chances are that my list will change from day to day. Kenyon is always going to be on it. Nick Van Exel is always going to be on it. The other positions come and go, depending on what recent YouTube wormhole I was caught in. Sometimes Eric Hicks gets swapped out for Sean Kilpatrick for no real reason. Other times Herb Jones replaces Melvin Levett just because.

Jacob Evans will have a big game, shoeorning himself into the top five. The next day, I'll remember how much I loved Steve Logan and Jake will be on the outside looking in.

Gary Clark, however, will always have a place among my favorite five.

The UC senior is winding down what's been an exceptional career, a four-year run that could be punctuated with the American Athletic Conference Player of the Year Award. He's been the best player on the best team in the league, the most consistent performer on a UC squad that's reached the program's highest national ranking in 16 years. He is arguably the best defensive player in college basketball — Gary is No. 1 in both Basketball Reference's defensive rating and defensive win shares metrics — and thanks to the Twitter feed of CBS Sports Network's Jon Rothstein, no player in college basketball is more known for a simple catch phrase: “Gary Clark is a problem.”

Gary will leave Cincinnati as the school's all-time leader in games started, having become just the fifth Bearcat to accumulate more than 1,000 points and 1,000 rebounds, and the first to reach 1,000 in both categories at UC in four decades. He's among the top five shot-blockers in school history, and his 27 (and counting) double-doubles — tops among players in the Mick Cronin era — will be a hard-to-top standard for future UC big men.

The stats are nice, even if they don't necessarily wow you. Through his first three seasons, Clark has never so much as finished second on his own team in scoring (fourth as a freshman, and third as both a sophomore and a junior), and he has little chance of — and likely, no interest in — catching Jacob Evans for the team lead this season. You need to look beyond the numbers to appreciate Clark, a player whose stats have always been accumulated in rather low-key fashion. A typical perusal of a postgame UC boxscore elicited an eyebrow-raise and a “hmmph” when it revealed that his night's work included a quiet 14 and 10.

Quiet. There's the word that some would use to describe Gary Clark. Not by his coach, who adamantly told a postgame radio audience earlier this year to watch how eager Clark is to put guys in the right position and how vocal he is during timeouts. Maybe, though, that word is used by outside observers expecting the toughest dude on one of college basketball's toughest teams to be a little more demonstrative. Maybe even a little meaner.

"Gary Clark is too nice." That's been a thing through his four years in Cincinnati. It's worth pointing out how rare it is to be identified with both being "a problem" and "too nice." But early in his career, it seemed like Gary was a little too deferential to his teammates, often grabbing offensive rebounds and looking to pass the ball back out instead of taking it up, or sometimes catching it in the post and looking for someone else to score instead of doing it himself.

As his career at UC has evolved, Gary's game has grown in its aggressiveness. He's become adept at both scoring through defenders and over them, and he's very good at finding open shooters out of double teams. He's an assertive offensive rebounder, and when he does grab a UC miss, the ball is far more likely to go back up than be kicked back out.

I've always felt like Gary's personality has been a positive for his team, a calming influence.

Calm. Mick Cronin is not a calm basketball coach and the Bearcats do not play a calm brand of basketball. When both are at their best, Cincinnati is playing defense in a way that can only be described as "vengeful" and is scoring on offense against players who find that playing D against the Bearcats is actually a break from having to try to score against them. As this is happening, UC's coach is raging, exerting himself nearly as much as his players. It's chaos, and when it's working, it's beautiful chaos. Amid the mayhem is Gary Clark.

Calmly cutting off the baseline and forcing an errant shot. Calmly grabbing another board and outlet-ing to a teammate. Calmly running the other way to set up on the low block. Calmly catching the ball in the post, allowing the offense to run through him. Calmly anchoring the sport's least-calm team.

But why, after I've summarized his almost-although-hopefully-not-too-almost-completed career, is Gary Clark always going to be one of my five favorite Bearcats, pushing out either childhood idols or players I've adored as an adult?

Because he'll also leave Cincinnati as the school's all-time leader in fewest "what the eff are you doing" moments.

There's great value in people who either don't try to do things they can't — there's a joke about a radio host trying his hand at writing there — or simply avoid doing really dumb stuff. This is true in life. It's very true in basketball.

The most agonizing, frustrating players are the ones who step out of their comfort zones and try to push their games to where they shouldn't, the ones who make the crowd collectively groan and the viewer at home scream "what the eff are you doing?"

You know those players. I know those players. Every college basketball program has those players.

The guys who continually decide to show off their fancy handles before committing a turnover.

The guys who never stop lifting terrible shots.

The guys who constantly commit dumb fouls, the guys who never seem to be on the same page as their teammates, and the guys whose awareness of time and score situations is on a remedial level.

(I'm doing my very best not to give specific examples.)

I would guess that I've watched 90-95 percent of the minutes that Clark has played for UC, and I can't think of a time when he made me wonder what the eff he was doing. I can't think of a time when I thought he was going through the motions or taking any moment of his precious four years as a Bearcat for granted. And I'm not sure I really want to think about what next year will be like without him.

You don't see Gary committing blatantly bad turnovers, or taking egregiously bad shots. You don't see him getting fooled on defense, or getting out-worked for rebounds. You don't see him making sure "he gets his," chasing points when games are out of hand. And on nights when his offense hasn't been a factor, there's been no slippage on the other end of the court.

He's not an infallible basketball player, of course. I'm sure he's done things do draw the wrath of his head coach. Like any player, he's had his share of forgettable performances. And honestly, I wonder what kind of player Clark would be if he wasn't so nice.

But damn, he's been good. And damn, he's been consistent. And damn, he's been easy to root for.

On the basis of what Gary Clark has done, his name will always belong in the conversation about which UC players are fan favorites.

It's because of what he doesn't do that I'll always mention Gary's name when it's my turn to speak.

CINCINNATI – University of Cincinnati forward Gary Clark is well-versed in all the ways that rebounding can help his team win and why it's so important to him.

"It's the impact of it," Clark said, "giving our team a chance to get a second opportunity. Most teams score like 29 percent on their first attempt and 42 on their second attempt. On defense, it's not giving the other team a second opportunity to score. You can control rebounding. You can't control shots going in, free throws or anything else in the game, but you can control rebounding and effort."

Those reasons are all sound from a basketball standpoint, but there's another, more personal reason why Clark loves to rebound and why it gives him more satisfaction than scoring.

"It's almost like I'm taking another man's will," Clark said. "It's like, oh you're tired and I'm not tired, especially when I constantly get it, possession after possession on the offensive end. Defensive ones are a lot easier than offensive ones. If you get three or four offensive rebounds in one possession or consecutively, you're taking away his will. His coach will sub for him. It feels good."

Clark, who has averaged 12.5 points per game this season, will seek his fourth straight double-figure rebounding game at 7 p.m. Tuesday at BBGT Arena when the Bearcats face winless Arkansas-Pine Bluff (0-12) after completing their most difficult non-league stretch of the season with a 2-2 record, capped by their 77-63 win last Saturday over UCLA. UC enters the game with the nation's longest home winning streak, which stands at 31 games.

In his last four games, Clark – a 6-foot-9, 230-pound senior from Clark, N.C. – has averaged 10.5 points, 11.0 rebounds, 2.3 blocked shots and 2.0 steals.

As a group, UC's big three of Clark, Kyle Washington and Jacob Evans have been at their best recently. Evans was named the American Athletic Conference Player of the Week on Monday after averaging 19 points and 5.3 rebounds while shooting 48.1 percent from the floor during his last four games. And Washington, who needs 13 points to reach 1,000 for his career, first at North Carolina State and now at UC, averaged 17.7 points while shooting 57.7 percent in wins over Mississippi State and UCLA last week. Washington was named the Lute Olson Award National Player of the Week on Monday.

Clark ranks second in the American in rebounds per game with 9.2. He's first in total rebounds with 101 and offensive rebounds with 39. Nationally, he's tied for 48th with 9.2 boards per game and ranks 20th in offensive rebounds per game with 3.55.

What makes Clark so effective?

"He rebounds with two hands," said UC coach Mick Cronin. "There's different kinds of athletes. When you talk about a basketball athlete, it's got nothing to do with dunking. To jump in traffic, you've got to be a two-foot jumper. Charles Barkley would be the greatest example. If you can jump off two feet, then you can rebound the ball with two hands. If you've got to jump off one foot, you're going to have a lower hand. He also has a nose for the ball that you can't teach. He's trying to be one of the best rebounders in the country. It's in his mind. You can see. He's trying to get every rebound."

Clark loves to talk about the art of rebounding. He said he has long understood the importance of jumping off both feet and grabbing the ball with both hands, but he has emphasized it even more in college.

"Being bigger than everyone (in high school), it's really easy to go up with one hand and snatch it down," Clark said. "Here, guys are just as athletic as you, so being able to go get it first and jump off two feet and grab it with two hands first (is important). A lot of guys like (UC's) Mamoudou (Diarra), he has a hard time getting them with two hands because he's so used to being the most athletic guy. Now we know if Mamoudou is going for a rebound, I know that he's not going to snatch it with two hands so I've got an opportunity to steal it and

get an extra rebound in practice. Two-hand rebounds are a guaranteed rebound. One hand is 50 percent."

Clark admits that he's not the most athletic player on the team, so he understands that positioning and technique are crucial for him.

"If you ask any of our players or our coaching staff I'm on the lower end of our athleticism," he said. "I was right behind Troy (Caupain) last year and this year I think I'm right behind Trevor Moore and Jarron Cumberland as being the most non-athletic guys."

"But you know, here and there I have my athletic moments, so I think it's a combination of both, getting the position and the effort and trying to rebound on every possession because guys get tired. When guys get tired they don't go as hard as they do at the beginning of the game. For me, it's just become second nature just to always go to get an offensive rebound or a defensive rebound."

Cronin has preached to Clark since his arrival at UC that rebounding can be his ticket to the NBA.

"It's the one stat that every NBA GM will tell you translates from college to the pros," Cronin said.

Clark has wholeheartedly bought into that notion. It's why after nearly every game the first thing he wants to know is not how many points he scored, but how many rebounds he seized. He's also driven to finish among the top five in UC history in rebounds. He currently has 920. He needs 64 more to pass Dwight Jones for fifth place.

The bottom line for Clark is that rebounding is just plain fun. He enjoys seeing the reaction from his opponents when he's repeatedly beating them to the glass.

"The other day (at UCLA) against the big guy (Thomas) Welsh, you could hear him mumbling to his other guys and his guards mumbling to him about we need a rebound," Clark said. "I think he got one and he just had so much emotion for the first time the whole game because he got one. I'm looking at the ref like, it was foul, but he got one."

Maybe the affable Clark has a mean streak after all.

**Cincinnati's Mick Cronin is Sporting News' 2017-18 college basketball Coach of the Year**  
Sporting News | By Mike DeCourcy | March 8, 2018

If you want to take the entirety of the season that turned Mick Cronin into the Sporting News Coach of the Year for 2017-18, or even the decade-long journey his Cincinnati Bearcats followed from broken program to orphan program to top-10 program, and condense it to a single moment, it arrived around 1 p.m. CST in a smoking cauldron of basketball emotion in Wichita, Kansas.

With Cincinnati protecting a one-point lead that it simply ran out of energy to extend, 6-11 sophomore center Nysier Brooks was harassing Wichita State sharpshooter Conner Frankamp as he attempted to inbound the ball under the WSU basket. When Frankamp tossed the ball into play, Brooks had no option but to accept the assignment to cover him as he retrieved the ball on a dribble handoff. Frankamp has made 178 3-pointers in his career. Any jumpshot is a threat to connect. And he is a 100 percent foul shooter.

Brooks, who averages 10 minutes a game and played eight on that afternoon, did not budge. He didn't reach, he didn't lunge, he didn't fall off balance, he didn't get beat. Frankamp forced a jumper over Brooks' reach that was wide of the target. Afterward, teammate Darral Willis got trapped beneath the basket as burly Cincinnati wing Jarron Cumberland sealed the baseline, and Brooks came dashing over to discourage any shot that looked close.

This sequence, which so beautifully defined Bearcats basketball, lasted 9.3 seconds.

"We have a saying around here: Winners know why they win," Cronin told Sporting News. "It's because they're willing to do the uncomfortable things that go into winning."

There were many terrific Coach of the Year candidates for Sporting News to choose from this season. Tony Bennett dominated the ACC at Virginia and the Cavaliers ended the regular season as a unanimous No. 1 in the AP poll. Chris Holtmann took over Ohio State in early June and led a team picked to finish near the bottom of the Big Ten to a top-3 finish. Rick Barnes was derided by many as the Texas program faded in his final seasons with the Longhorns, then rejuvenated the Tennessee Volunteers and shared a Southeastern Conference championship in this his third season.

What separated Cronin from these other deserving candidates, though, was the separation Cincinnati endured from the power-conference ranks in the early part of this decade. The Bearcats entered the Big East Conference in 2005-06; by 2009 their football team had gone undefeated and won the league, and by 2012 the basketball team had played in the Big East Tournament championship game.

Before the end of that calendar year, it was over. The Big East made the controversial (and not unanimous) decision to grant Tulane membership, and the conference's basketball-first schools had seen enough.

Cincinnati was left in a league with no established brand (the American?) and whose only other basketball powers were Louisville, Memphis and Connecticut. Louisville split as soon as the ACC offered membership. And, has anyone seen Memphis or UConn lately?

No? Because that's how hard it is on the other side of that dividing line. In basketball, there's the Power 5 (and one), and there's everybody else. Standing above everybody else this year was Cincinnati, which finished the regular season with a 27-4 record and clinched the conference championship clinched with that victory at Wichita.

"We worked so hard to get to the point where we played for the Big East championship," Cronin said. "And now you're not just recruiting saying, 'We play in the Big East.' Now you're saying, 'We played for the championship.'"

"Right when we were really getting ready to use it in recruiting, the league fell apart."

This was not the first immense challenge of his tenure at Cincinnati, though, or even the most daunting. When Cronin took over in the spring of 2006, the Bearcats had only one returning

scholarship player on the roster. Because of transfers and players not graduating consistently, the program was on Academic Progress Rate (APR) probation, looking at the possibility of losing postseason play and practice time and possibly even restrictions on how many non-league games it could schedule.

He had to build a roster capable of competing, at some level, in one of the best leagues in college basketball, and every player he attracted had to be capable of graduating. Even if he could have gotten one-and-done types, he could not have accommodated them because there was no dispensation then for players who left early. Cincinnati needed every APR point it could get.

The program that had been No. 1 in the nation in March 2000, with Cronin as assistant coach, won two league games in his first season. A year later, though, the Bearcats went 8-10. By 2010-11, they made their first NCAA Tournament appearance under Cronin, went 26-11 and lost to eventual national champion Connecticut in the second round.

The Bearcats have not missed the NCAAs since. Their streak will reach eight tournaments on Sunday. Only Kansas, Duke, Michigan State and Gonzaga have been there more times consecutively. Only North Carolina is a lock to match the eight straight; VCU will not extend its streak without claiming the Atlantic 10's automatic bid.

Cronin and his coaching staff built a culture of toughness and togetherness that had to exist to survive those rugged early years and that now fuels the program's consistent success.

"The competition was so elite. We used to play three ranked teams a week," Cronin said. "If you didn't compete and play hard, you had no chance. The Big East was so big, we had to get big and strong enough to where we didn't just get run over."

"It was really an advantage for my career. We talk to our guys: How do you beat Wichita State on the road? Well we used to have to do that all the time. You can't turn over the ball. You can't give up easy baskets; you have to get your defense set. It's just a standard. You have to protect it as a coach. You play defense, you rebound, you care about the team. No matter how much talent you have, you cannot lose that."

Cronin has been able to enforce that culture because the same guys have been helping him do it for so long. His staff of Larry Davis, Darren Savino and Antwon Jackson has been together since 2012; Cronin said the only quartet together longer is the group at Michigan State.

The depth of his staff was underscored when Cronin was unable to coach games in the 2014-15 season after being diagnosed with an arterial dissection in his brain. Davis took over the remainder of the season and the Bearcats finished 23-11, with a win over Purdue in the NCAA Tournament and then a hard-fought loss to No. 1 and undefeated Kentucky that reiterated Cincinnati rarely backs down from a challenge.

"If you win, it's not all you. It's your staff," Cronin said. "You can't start thinking you're some genius. This game is more about players than coaches. I saw that in the year I wasn't on the bench. You're going to have defensive breakdowns; you're not going to shut people out. If you lose 60-58 and you miss three wide-open layups ... I became even more of a believer that you've got to have personnel. If you end up an 8 seed and you have a good year, that's probably your talent level. And you maxed it out, too. You're going to go as far as your talent allows you."

This Cincinnati team is built on the frontcourt foundation of senior Gary Clark, such an obvious winner the American conference coaches named him their player of the year though he averaged only 12.7 points. Wing Jacob Evans is the team's most talented player, a potential pro, but he has had to be encouraged to be more aggressive as an offensive player because his personality dictates he blend into the group.

That works great on defense. The Bearcats are the nation's No. 2 team in defensive efficiency. Cronin never has had a team ranked in the top 20 on offense. He's never had a first-round pick, either. But Lance Stephenson has been a longtime pro, and Sean Kilpatrick fought his way into the league.

"We've never been the state school. We've never been considered an elite," Cronin said. "We've always had to scrap and claw and evaluate and figure it out in recruiting. Whatever verb you want to use. We very rarely got players that grew up dreaming of playing at Cincinnati. There are other schools that have that.

"We compete with Michigan, Michigan State, Purdue, Indiana, Louisville and Kentucky. We're surrounded by the Power 5. You've got one or more on every side of you, and now you've got Xavier in the Big East. But we've never been a school where we just show up and flash our t-shirt and the kid says yes. If you look at my staff, we've all been at places that you have to work really hard to win."

## **Mick Cronin, Cincinnati Bearcats have come a long way**

Cincinnati Enquirer | By Paul Daugherty | Nov. 11, 2017

With every deference due Bob Huggins and his Era at UC, these are the good old days for Bearcats basketball. Seven straight Madness appearances and now, a shout-out from Jay Bilas, the unofficial full-time conscience of college hoops. The Bilastator declares UC to be a potential Final Four team.

Ain't that somethin'?

It is for those with long memories and big pain tolerance. It is for fans who recall the 2006-2007 season, Mick Cronin's rookie year as UC's coach, when every day was a tooth extraction. "We inherited the equivalent of a plane crash," said UC assistant coach Larry Davis, who came to Clifton with Cronin and is still Cronin's top assistant.

If the Bearcats fulfill Bilas' prophecy, it will be one of the biggest nothing-to-something achievements in college basketball memory.

Show of hands: How many recall the starting five for that team? Get 'em all, win fabulous prizes chosen just for you. (Answer: Deonta Vaughn, John Williamson, Marcus Sikes, Jamual Warren and Cedric McGowan.)

We can't know pleasure without first enduring pain. There might be great satisfaction in rooting for UK or Duke. But is there a genuine joy in it? When you never do anything but win, is the winning as meaningful as it is expected? Humble origins and all that.

In looking forward to what could be a special season in Clifton, it's instructive to remember the ashes that preceded it. In his office this week, Mick Cronin recalled his 2005-06 Murray State team, playing its season opener at Shoemaker Center. UC had fired Huggins. Andy Kennedy was the interim coach. Murray played well, losing in overtime to a team that started four seniors (James White, Eric Hicks, Jihad Muhammad and Armein Kirkland) and a blue-chip freshman point guard, Devan Downey.

Crossing the bridge into Kentucky after the game, Cronin said to his assistants, "I feel sorry for the poor (guy) who coaches them next year. They have five seniors, they have no recruits and everybody's mad. They'll never hire me, because I worked for Huggs."

Well...

By April, Cronin was that poor (guy). He and Larry Davis hit the road, hands outstretched, palms upward. Cronin showed up at AAU tournaments and handed out business cards. Conversations with recruits went like this:

"I'm only 34 and I've been to two NCAA tournaments."

"Where?"

"Murray State."

"Is that Division I?"

"I was a recruiter," Cronin said. "But the two guys I recruited for (Huggins and then Rick Pitino at Louisville) had cachet. Now I'm selling myself. Kids don't know who I am."

"We had to sign eight guys just to be able to practice," Davis recalled. "In that first 12-month period, we signed something like 12 or 13 guys. We had two guys coming back" (McGowan and Ronald Allen) who were borderline Division I players. "We didn't have 13 on scholarship on purpose. It was better to have (unused) scholarships than bad players on scholarship." UC was dead without the death penalty.

UC signed junior college players, which allowed Cronin to field a team, but not build a pro-



gram. He had to dramatically improve the players' Academic Progress Rate (APR) or risk NCAA penalties. He had to get JuCo players to play like big-timers. He had to do it while playing 16 games a year in the Big East, when it was still Big.

Sikes recalled preseason practice, when Cronin kicked his team out of the locker room and took away all its practice gear. The Bearcats practiced for a week in the Armory Fieldhouse, "in the smallest, tightest gear possible," Sikes recalled. "It didn't get washed. He came in and dropped it on the floor, all smelly."

Williamson remembered everyone practicing in volleyball kneepads, because Cronin believed all loose balls were worth diving for. "What we went through, there were times I was surprised we still had a team," Williamson said.

Those were fun days compared with the actual season. Davis had to remind Cronin he wasn't coaching North Carolina or Syracuse. "Remember these guys are limited," Davis would say. "They're only going to take us so far."

"After our first time through the league, we sat in the office saying, how are we going to catch these guys?" Davis said. "Mick was criticized because he couldn't coach offense. No."

"If we didn't keep the game in the low 50s, we had no chance. If we'd let the game go up and down, because of the talent disparity, we'd have got our brains beat in."

UC finished its Big East season playing Seton Hall. Before the game, Cronin received a pep-call from Pitino. "You can beat these guys," Pitino said. To which Cronin responded, "Coach, my guys can't even walk."

UC won the game to finish 2-14 in the league. The first year – what Cronin now calls "the abyss" – had ended.

(It should be noted that without the efforts of the Abyss Boys, a Final Four mention doesn't occur. Cronin appreciates them deeply and the respect is mutual. "Please mention my gratitude toward coach Cronin," Sikes said.)

Things improved. Yancy Gates helped, and Dion Dixon and Cashmere Wright. Lance Stephenson brought some national attention, Sean Kilpatrick furthered it. "All we did was grind, day after day," Davis said.

"When you're struggling, you're not going to suddenly get this guy that can make you win 25 games," said Davis. "You're trying to get guys that can help you have a winning season, then off that, you get the guy who's going to help you win 25 games."

And here they are.

When Cronin enters a gym now, he doesn't need a card. "I see heads turn," he said. Davis tells recruits, "our goal isn't to make the tournament. We're beyond that."

The mountaintop is the goal for every team. Atop the mountain, every team has the same view. But not the same feeling. UC, a Final Four team? After a near-death experience few schools have faced? Great view. Remarkable feeling.

## Clark-Washington Duo Creating Chaos in the Post

GoBEARCTS.com | By Bill Koch | Jan. 11, 2018

CINCINNATI – In the ancient days of basketball, before the 3-point shot was such a prominent weapon, if a team had two low-post big men who could score consistently, they were called Twin Towers, like 7-footers Hakeem Olajuwon and Ralph Sampson from the 1980s NBA Houston Rockets.

The game has evolved since then to the point where few teams have even one such towering offensive threat inside, much less two.

But the concept still flourishes at the University of Cincinnati, where seniors Gary Clark and Kyle Washington have combined to average 22.7 points to lead the 14th-ranked Bearcats to a 14-2 record and a seven-game winning streak. No one calls them Twin Towers, perhaps because neither is a 7-footer and both can also move outside to shoot the three, but they don't need a clever nickname to pose problems for opposing defenses.

Both will be on display again Saturday at 7 p.m. when UC (14-2 overall, 3-0 in the American Athletic Conference) plays South Florida (7-10, 0-4) at the USF Sun Dome in Tampa. The Bearcats have won their last eight games against the Bulls, who are in their first season under head coach Brian Gregory, the former head coach at Georgia Tech and Dayton. UC leads the overall series, 31-8.

Jacob Evans III, UC's junior swingman, needs 14 points to become the 52nd player in UC history to score 1,000 points and the fourth member of this year's team to reach that milestone. The others are Clark, who has 1,201; Kyle Washington, who has 1,039 between North Carolina State and UC; and Cane Broome, who has 1,266 between Sacred Heart and UC.

According to UC head coach Mick Cronin, the presence of two productive players in the low post often provides the Bearcats an advantage before they even take the floor.

"It's something people have to deal with that they don't usually have to deal with," Cronin said. "There was a time before people shot 25 threes a game where the first thing you did in a scouting report was, how are you going to guard Kenyon Martin in the low post? And before that it was how are you going to guard Danny Fortson in the low post?"

"Now the first thing is, how well do they shoot the three? How many guys shoot the three? Do their big guys shoot the three? It's something that they don't see game in and game out are two guys that can score inside."

Every team tries to figure a way to defend them that best suits its personnel. Some double-team the 6-foot-8 Clark, others double the 6-foot-9 Washington. But it's rare that one of them doesn't get doubled. As Washington put it, "It's pick your poison."

"If he has his jump shot going and I have my jump shot going at the same time, we could be all over the place," Washington said. "Or if we're just dominating in the post, then they have to pick their poison in terms of doubling. We do a good job of reading it. Like you saw the other day (against SMU), Gary got going in the second half and we were just dumping the ball down to him."

More often than not, at least lately, the defenses have chosen to double-team Clark.

"Usually when I have it I get assists either to (Washington) or Jacob," Clark said. "Some teams double, some people dig hard (with help from a guard) where they don't come trap. They just give me a little to think about. Our coaching staff will give us an idea of what they're probably going to do and what they've done to other teams and their bigs, but we really won't know until we catch it for the first time and we wait and observe what happens."

Clark has done a better job of passing out of the double-team than Washington, Cronin said, because Washington tries too often to make a pass that will lead directly to a basket, usually looking for Clark instead of just getting rid of the ball. As a result, he's more susceptible to a turnover.

To make UC's offense even more effective, Clark and Washington both can step outside to shoot. Washington, who averages 12.2 points, is 7-for-16 from beyond the arc this season. Clark, who averages 12.7, has made nine of 24 from long range.

"It's great because he can shoot and I can shoot," Clark said, "so we're not always block to block trying to pass it to each other. I'll kick it out to him and they can't come trap because he's way out at the 3-point line. I remember playing with (Octavius) Ellis and we're both low-block guys so it's easier for teams to send a guy real fast to trap. His guy was always right beside my guy. Now with Kyle on the 3-point line and me on the 3-point line, we can kind of work in there a little better."

Perhaps if either Clark or Washington manned the low post by himself, he would score more points because he wouldn't have to share the ball as much. But both players are smart enough to know they don't want to find out if that would be the case. Things are working fine the way they are.

"I don't like to think about if I didn't have Gary," Washington said.

**UC's Jacob Evans will likely play in NBA in near future -- but how near? He's not saying**  
WCPO.com | By Laurel Pfahler | Feb. 27, 2018

CINCINNATI -- Before every practice, during warm-ups, Jacob Evans looks up at the banners that list every past University of Cincinnati player to make it to the NBA.

The junior guard can't wait to add his name right under Sean Kilpatrick, and it's probably only a matter of time before it happens.

"I look up and see the names, and it's just a reminder of where I want to be," Evans said. "I just try to push myself to reach those goals and that dream."

Evans just doesn't know when he will declare himself eligible. That's a decision that will come after the season.

His focus right now is finishing strong with his team and taking the No. 11-ranked Bearcats as far as they can go in the postseason, he said.

Cincinnati (25-4) holds a one-game advantage in the American Athletic Conference following Sunday's home finale win against Tulsa. Evans leads the team in scoring with 13.4 points per game and is second in steals with 1.4 per game.

All-around player

Kilpatrick, a guard for the Milwaukee Bucks, was the last Bearcat to go to the NBA -- a guard like Evans, but not as well-rounded a player in college.

UC coach Mick Cronin can't even compare Evans to any of the other players on those banners. Most of the modern-era players were big guys or high-scoring guards who lacked certain tools that make Evans so special.

"(Pacers guard) Lance (Stephenson) and Kilpatrick were great scorers and so was (former Lakers guard Nick Van Exel), but Jake is more of an all-around player," Cronin said. "He can pass, he can rebound, he defends, he blocks shots, he can score. I think his strength is his ability to do everything, and we don't really have anyone up there in modern times like that. He does everything for us."

Take Thursday's game against UConn, for example. Evans had four assists, a steal, a rebound and a block before even attempting a field goal in the 77-52 win. His first shot from the field was a missed 3-pointer with 3:56 left in the first half and the Bearcats leading by 13.

Cronin emphasized after the game that he needs his top scorer to make shots and add more than four points to his team's stats if the Bearcats are going to make any noise in the post-season, but even when Evans is not making baskets, he is contributing in big ways. He finished with six rebounds, a game-high five assists and two blocks.

## Cronin says Cincinnati Bearcats' Evans is NBA-bound: 'It's just a matter of when'

Cincinnati Enquirer | By Tom Groeschel | Jan. 16, 2018

ORLANDO - The question concerned University of Cincinnati junior guard Jacob Evans III and his National Basketball Association potential, and UC coach Mick Cronin was ready with a ringing endorsement.

"Oh, he's going to play in the NBA," Cronin said. "It's just a matter of when."

With No. 12-ranked UC (15-2, 4-0 American Athletic Conference) set to play Central Florida (12-5, 3-2 AAC) here Tuesday night, there was a good chance that NBA city Orlando would have some pro scouts watching.

The 6-foot-6, 210-pound Evans, UC's top scorer at 13.9 points per game, recently was projected by the Sporting News as a 2018 NBA first-round draftee to the Boston Celtics (No. 27 overall).

Several other forecasts have Evans going in the second round. The Sports Daily and Tankathon.com both see Evans going at No. 31 overall (first pick in the second round) to the Atlanta Hawks. Bleacher Report and NBADraft.net both forecast Evans going No. 53 overall, to the Detroit Pistons.

The big question is whether Evans will declare for the 2018 draft. Evans has not spoken publicly about that, but as a borderline first- or second-rounder, he might be better served by returning for his UC senior year. That certainly is the hope of Cronin and Bearcats fans, but for now, Evans simply is enjoying college ball. This past Saturday, Evans became the 52nd member of UC's 1,000-point club.

"I just focus on getting better each day," Evans said. "You can never look too far ahead."

Evans is considered an NBA prospect for many reasons. With his size, he could play shooting guard or point guard. Recently he has played more at the point.

Evans can shoot it (49 percent overall, 42 percent from 3-point range this season). He is a good free throw shooter (75.5 percent). He leads UC in assists (3.5 per game), averages 4.3 rebounds, and is tied for second on the club in steals (1.3 per game) and blocks (1.1 per game).

Evans is quick, fleet of foot and has the best vertical leap (42.5 to 44 inches, depending on the day) among the Bearcats. Defensively, speed and quickness should serve him well on the next level.

"He's a winner," Cronin said. "He shoots a high percentage. He's an elite defender. He blocks shots. He guards point-guards. He rebounds. He just does so many things, and he's a coach on the floor. He's such a smart player."

Cronin still wants Evans to be more assertive offensively. While Evans does lead the Bearcats with 10.1 field goal attempts per game, Cronin wants more. But, with five UC players averaging near or above 10 points per game (Evans, Gary Clark, Jarron Cumberland, Kyle Washington and Cane Broome), Evans is among many with a pass-first mentality.

Cronin credits Evans' mother, former Grambling point guard Theresa Chatman-Evans, for helping push her son to greater things.

"When I recruited him, his Mom and I sat in my backyard and had a little one-on-one," Cronin said. "She's the best. She played, and she knows the game. She said, 'Coach, he needs you. He needs to play harder. He needs more fire. He needs more intensity. He's got all the talent.' "

Evans immediately showed he could play, averaging 8.4 points per game as a UC freshman. He had 26 points – which remains his career high – in the Bearcats' first-round NCAA Tournament loss to Saint Joseph's.

Evans became a full-time starter as a sophomore and led the team with a 13.5 scoring average, as UC reached its seventh straight NCAA Tournament.

"As he got comfortable and he got more aggressive, with his size and his ball skill, he was able to be more of a killer and be more intense for longer periods of time," Cronin said. "For us to get where we're trying to go, I need him to take a few more chances, to be honest. The more he attempts to come out of his shell, the better we're going to be in the long run."

DEFERRING TO TEAMMATES: UC senior forwards Clark and Washington do not appear in most online NBA mock drafts, but they also should get looks from the Association. In Evans' case, his humble persona sometimes makes it hard to direct such older teammates.

"Jacob's not about points," Cronin said. "I have to make him about points. Jacob's about winning. I'm still developing his scoring. I still want him to score more at the rim and not just rely on the jump shot."

Evans has warmed to his role as the go-to player. Never was that more evident than when his 19-foot jumper beat Temple 55-53 on Jan. 4, with 0.4 seconds remaining. UC cleared things out to let Evans go one-on-one, and he delivered. On the road. With nearly a dozen NBA scouts watching at courtside.

"Off the court, I'm kind of laid-back, but it's become easier on the court to take that alpha-male role, alpha-dog role," Evans said. "Especially when (Cronin) is constantly on me, every practice. I feel like I'm doing better with it. My teammates are learning to cope with it during the games and at practice. It's been a fun, smooth transition for us."

## Evans Aims to Take Next Step from Good to Great

GoBEARCATS.com | By Bill Koch | Nov. 4, 2017

Even as a wide-eyed freshman, University of Cincinnati swingman Jacob Evans III wasn't afraid to shoot in pressure situations.

Evans didn't necessarily look for those shots, but he didn't shy away from them either. He never had before and he saw no reason to start just because he was in college.

"I just came in and tried to be the same Jacob I've been since coming up through high school," Evans said. "I've never been scared to shoot with the game on the line, nor will I ever be. That's just how I am."

With the 2017-18 season about to begin, Evans says he's more mature and smarter, "an overall better basketball player" than he was during his first two years at UC. He has emerged as one of the key players on a UC basketball team that will begin the season ranked 12th nationally in the Associated Press pre-season media poll and is one of 20 players nationally who was named to the Julius Erving Small Forward Award Watch List for this season.

He scored only two points and took only two shots in the Bearcats' 89-61 exhibition victory over Division II Bellarmine last Wednesday at Louisville's Freedom Hall, but figures to be a much bigger part of the offense when the regular season begins on Nov. 10 against Savannah State.

UC will play its second and final exhibition game Sunday at 2 p.m. at BB&T Arena against Embry-Riddle, another D-II school, from Daytona Beach, Fla.

The 6-foot-6, 210-pound junior from Baton Rouge, La., started all 36 games last year for UC, averaging 13.5 points – which led the team – and 4.2 rebounds. He shot 47.3 percent from the field, 41.8 percent from long range and 73.2 percent from the free throw line. Now he says he's ready to take the next step. As he put it, he wants to go "from being a good player to a great player."

There's been a lot of talk about Evans becoming the player the Bearcats rely on this season when the game is on the line, but UC coach Mick Cronin says Evans isn't the only player who can fill that role on a team that includes Kyle Washington, Gary Clark, Jarron Cumberland and newcomer Cane Broome.

"I talk to him just about being more productive," Cronin said. "He's going to have the ball in his hands more with Troy (Caupain) gone. He's scored a lot of points for us. It's going to be interesting to see how good we can get him as far as a playmaker from the top. My thing for him would be more free throws and more assists

"Points-wise, he's only going to go up so much per game. The more important thing is going to be getting him creating off the dribble and then creating assists for other people. He did it in high school, but he hasn't really had to do it in college. I'd love him to get where he's not just settling for when Gary and Kyle kick it out to him."

Of course Evans wants the ball in his hands when the Bearcats need a basket, but he says his teammates are just as capable of coming through in crunch time as he is. He's keenly aware that this is far from a one-man show.

But when Evans is the one being called on to rise to the occasion, there's nothing he loves more. Because he's so athletic and the ball will be in his hands so much, that could be a frequent occurrence this season.

"I feel like he's wanted me to be in that type of role since my sophomore year," Evans said of Cronin. "I'm going to embrace it. I'm going to take it full on like a challenge. I love challenges. I feel like if I want to make it to the next level I have to be that guy. You've got to grow in your game and your confidence and just have the swagger to be able to knock down those shots or even to take those shots.

"I'd rather be the one to take the big shot and miss it rather than give it up and say, 'Aw man, what if I had made it?' I don't like the what-ifs. If I take it and I miss it, I'll live with it. If I take it and I make it, I'll live with that also. I feel like that builds mental toughness."

Evans scored 25 points against Marshall last year in the Bearcats' 93-91 win and made a 3-pointer with 11 seconds left in regulation to send the game into overtime. When UC upset No. 19 Iowa State, 55-54, on the road, he made two free throws with 20 seconds left to provide what proved to be the winning points.

But if he had misfired in those situations, he said, he could have handled that too. He's been there before.

"You're upset," he said. "You're down that you missed it, but if it was a good shot and you felt comfortable taking it and just missed it, you have to remember that you've probably put in thousands of reps in your life to make and take those shots. So you can't get down on yourself. I feel like I put in the work to make the shots that I take. I know that if I'm off it's just a little adjustment, so if I miss one, I know I'm gonna make the next one. I'm not gonna miss two of them."

In the end, Evans said, it doesn't matter who the hero is for the Bearcats this year. All that really matters is how many games they win and ultimately, how far they go in the NCAA Tournament.

"It's a rich tradition here to go to the tournament, Evans said. "But that's not good enough for us anymore just to go. That wasn't the plan last year and it's not going to be the plan this year just to get into the tournament. We actually want to advance. Let's go see what the second weekend feels like. Let's go see how far we can go. Let's try to go to the Elite Eight, the Sweet 16, maybe a Final Four. That's our goal here."

**Jenifer, Broome have stepped up for No. 5 Cincinnati Bearcats to fill Troy Caupain void**  
WCPO.com | By Laurel Pfahler | Feb. 14, 2018

CINCINNATI -- It's taken two players for the Cincinnati Bearcats to replace Troy Caupain at point guard, but Mick Cronin hasn't looked for one man to take over the position.

Starter Justin Jenifer shares equal playing time with fellow junior Cane Broome, who sat out last season after transferring from Sacred Heart, and Cronin likes what both bring to the floor.

Jenifer is a pass-first player averaging 5.3 points and 2.6 assists per game, while Broome is more of a scorer with 7.7 points and 3.0 assists per game, but the duo has been key on both sides of the ball, helping UC (23-2) to a No. 5 ranking in the Associated Press poll this week.

The Bearcats play at Houston on Thursday, looking to remain perfect in American Athletic Conference play before heading home for a three-game stretch.

"They are doing great," Cronin said. "I think what people don't realize is we ask them to do two things -- take care of the ball and pressure the ball. They expend a lot of energy pressuring the ball defensively for us, and that has led to a lot of our defensive success because that causes a lot of disruption. Teams can't just flow into their offense.

"Picking up 94 feet and working as hard as they are working on guarding the ball in the backcourt takes a lot of energy. The other end is taking the ball. Justin is great at it. Cane is a little more of a scorer, but together they've been getting it done for us."

Cronin originally anticipated the two playing together more, but with Broome checking in at 6-foot, 165 pounds and Jenifer listed at 5-foot-10, 175 pounds, their size makes it hard to do so.

Cronin instead rotates the two to keep both fresh, then goes with the one who fits best in the flow of the game to start the second half.

It might seem like rotating players with such different strengths would disrupt Cincinnati's offense, but that hasn't been the case. Shooting guard Jacob Evans, who played point in high school, said it's a smooth transition from one to the other.

"They are that dynamic duo point guard," Evans said. "They are both these two Energizer bunnies, but they play different.

"It's crazy they are both smaller guards but have a completely different type of game. Justin slashes. I like to say they both slice and dice, but Cane's more versatile finishing at the basket and he can jump out of this world, he's more athletic. Justin is quick, in and out of his moves, and he sees the floor like no other. His passes are incredible, and they are both hand-in-hand on defense pressuring the ball. I love playing with them."

Off the court, the two point guards have become close while rooming together in an apartment-style dorm. They enjoy watching "CSI," "Law & Order" and NBA games on TV together, and both complimented the other's cooking abilities. Broome says Jenifer is the better cook but Jenifer likes when his roomie makes breakfast, especially Broome's special cinnamon rolls baked in a waffle maker.

It's a friendly competition between them on the court.

"It's cool because there's a little battle between us being point guards and both in the same class, so every day we compete when we're out here, regardless of us being friends, and make each other better," Jenifer said.

Broome thinks their styles complement each other well.

"We both have different strengths so it's not like one is better than the other," Broome said. "I bring more of a scoring mentality to the position. He's more of a pass-first guy. We both pass and we both shoot, but our games are different. He controls the game more, and I have

a faster pace and try to get it going more."

Jenifer spent the last two seasons learning from Caupain, playing in 35 games last year as a reserve and averaging 2.8 points, 1.9 assists and 1.0 rebounds in 12.7 minutes per game and posting similar numbers as a freshman.

Broome watched from the sidelines last year because of transfer rules but had a big adjustment to make this season after playing a much larger role at Sacred Heart. The 2015-16 Northeast Conference Player of the Year ranked eighth in the nation in scoring at 23.1 points per game his sophomore season before transferring.

The move was well worth it to Broome, though. He and the Bearcats are on their way to the program's eighth straight NCAA appearance, where they are currently projected to be a No. 2 seed.

Cronin has seen big strides from both Broome and Jenifer since the beginning of the season and expects them to both play significant roles as the season progresses.

"They have a lot more confidence and they are a lot more comfortable," Cronin said. "They needed game minutes, and they needed big game minutes to where you're not nervous out there. I think they are past that, and they are understanding what we want from them on the floor, and on the defensive end, especially, they have grown.

"I think they've also come to understand that, hey, you're going to get a lot of open shots on this team, and ... having played with these guys they kind of know if the ball comes inside and back out, they are probably going to be wide open, so they really need to work on those shots."

Even though their scoring statistics are not gaudy like Caupain's double-figure averages, Cronin said the team's shooting percentage has remained high (45.5 percent, compared to 45.8 percent last year) because of good decision-making at the point guard position.

Jenifer credits the other players for making it so easy for him and Broome to run the offense.

"Our chemistry is just wonderful," he said. "Since I've been here I haven't experienced this. This year has been so much fun, just being around the guys on and off the court. Just everything is flowing together on the court and it's like we're just jelling together. Hopefully we can keep it going and Cane and I can help lead the way."



## Jenifer Enjoying Solid Start after Adapting his Game

GoBEARCATS.com | By Bill Koch | Dec. 5, 2017

Long before he reached high school, University of Cincinnati point guard Justin Jenifer was considered a basketball prodigy.

He played on youth teams against players who were a year or two older than he was. According to a story in the Baltimore Sun, he made a brief appearance in a sneaker commercial with Carmelo Anthony and was featured in the Washington Post while playing for the 10-and-under Bentalou Bombers. He was considered one of the top point guard prospects in the country.

Go online and you can find numerous highlight videos of Jenifer – in the eighth grade and younger – making pinpoint, no-look bounce passes, dribbling behind his back, and making devastating moves to blow past defenders to score over bigger players.

“Looking back on it, I think it was a little overwhelming,” Jenifer said. “It was a lot at the age of 10 having that glamour and everybody knows you, that famous mentality and stuff, with cameras following me everywhere and all the town people know me, people saying stuff about me. It was a great part of my life.”

When he signed with UC in November 2014, his potential seemed limitless. Then he proceeded to spend most of his first two years on the bench while the steady hand of Troy Caupain drove the point position for the Bearcats. For Jenifer, the same flashy play that was so entertaining in grade school and high school got him into trouble in college. He played an average of 8.6 minutes as a freshman, 12.7 minutes as a sophomore, and entered his junior season this fall averaging 2.6 career points.

“In high school, he was so much the best player that he basically just did whatever he wanted,” said UC coach Mick Cronin. “He had to learn two things. One is that turnovers count. There’s a risk-reward with passing and taking care of the ball. And two, you can’t go to the rim and finish over bigger people every play. You’ve got to work hard on your jump shot and you’ve got to stay on the ground and pick your spots as far as using your speed to get to the rim.”

The 5-foot-10, Jenifer, from Baltimore, is finally coming into his own this season. He started four of UC’s seven games in November, averaging 20.8 minutes per game while scoring an average of 8.3 points with 2.7 assists per game. He shot 43.9 percent from the field, 45.8 percent from 3-point range. Most importantly, he turned the ball over only four times.

“I’ve had to adapt my game to the level that I’m playing at,” Jenifer said. “Sometimes it’s not there all the time as it would be back in high school. In college, it’s a whole different level, more people play defense, so I had to go ahead and adjust. It was silly shots. It would work in high school, but now people really lock in and play defense and it doesn’t work.”

Jenifer worked hard during the off-season to get his weight down and to improve his shot. He ran every day – up steps, on the treadmill and in the gym. When he arrived at UC in 2015, he weighed 196. Now he’s down to 175. He can feel the difference. He’s quicker and has more endurance.

But that was only part of his transformation. He also had to learn when to shoot and when to pass, when to try to get to the basket, and when to pull out a little of his old flash, which fans still see entertaining glimpses of occasionally.

“It was always fun playing like that,” Jenifer said.

He became the top high school point guard in Maryland and led Milford Mill Academy to the state championship as a sophomore, scoring 17 points with seven rebounds and seven assists in the championship game. But when he arrived at UC, he had to start over.

Cronin said in a recent postgame press conference that he told Jenifer he wouldn’t play significant minutes this year if he continued to perform as he had during his first two years. Jenifer says Cronin wasn’t quite that blunt, but he got his message across nonetheless.

“I had to think about it as being a positive,” Jenifer said, “that I had to get better to play more minutes, for Coach to trust me out there. Instead of me looking from the inside out, I’m looking from the outside in, making sure I’m doing everything I can do.”

When he wasn’t playing the last two years, Jenifer watched former UC guards Troy Caupain and Kevin Johnson to see how they approached the game, and he watched NBA players on TV to see “how they run the team, how they communicate, how they’re a leader on the court to let their teammates know what they’re doing. I had to make sure my mind is on the college level instead of me being on the high school level.”

Through it all, he said, he never seriously considered transferring to another school.

“When coach Cronin and I had this conversation, I told him that I had a commitment to the school, I have a commitment to myself and I want to stay here,” Jenifer said. “This is where I want to be. This is my home. With the type of family I come from, I just made a commitment to myself to make sure I go ahead and stick through this.

“I worked so hard to get to this point. Everything is just falling into place. This isn’t the end. I have more to prove and I have more to bring to the table.”

## Old Faces, New Places: Transfer Cane Broome takes starring role at Cincinnati

TheAthletic.com | By Brian Hamilton | Oct. 3, 2017

When Cane Broome decided to transfer from the college basketball outpost of Sacred Heart, at the end of a sophomore season in which he was one of the most prolific but most unglorified scorers in the country, he sought a roster in need of a point guard and an enhanced level of competition. He found this dynamic at Cincinnati, where he is eligible to play this winter. He also found pizza without cheese. It is difficult to say which has been a more meaningful discovery.

"I'll literally starve to death before I eat a piece of cheese," Broome declares, a strong stance that requires some explaining.

A traumatic childhood experience with chicken alfredo created an abiding fromage blockage, as it were.

So at Pieology, a customize-your-pizza stop on Cincinnati's campus, Broome asks employees to retrieve fresh sauce from the back, worried shreds of cheese have dropped in the bucket at the counter. Then he applies various meat toppings and nothing else. It is a singular epiphany: Broome had never eaten pizza before coming to Cincinnati, because he never had the option to, well, cut the cheese.

If the kinetic 6'1" guard is half as much a revelation this season for Cincinnati, the Bearcats will again contend for an American Athletic Conference title and a long-awaited return to the second weekend of the NCAA tournament.

"I don't want anybody to be like, he's new, so let him find his way," Broome says. "I don't feel like I'm that type of player. Every time I go somewhere and play at a different school, I figure it out and get the job done. I don't expect anything to be different here."

In an AAC markedly more treacherous with Wichita State's arrival, Broome could offer a useful countermeasure to hounding defenses deployed by the Shockers or anyone else. He is quick as a sneeze, and his 23.1 points per game in 2015-16 ranked eighth nationally and earned him NEC Player of the Year honors. Cincinnati fielded the nation's 34th most efficient offense last season and will have its top three scorers back this winter, so Broome doesn't have to revitalize this attack as much as accelerate it.

The Bearcats ranked 330th in adjusted tempo last year, and Broome's speed and inclination to push the ball in any scenario can mitigate stout half-court defenses with easy transition opportunities.

"He can just get by his man," Cincinnati coach Mick Cronin says. "He causes the defenses to help because he breaks them down by beating the first wave. ...When you play against top-25 defenses, they know how to take stuff away from you, and they give up nothing easy. You need somebody so good that now all of a sudden they have to give up something. That's the kind of guy Cane is. He has that kind of elusiveness that drives coaches like myself nuts because he's so hard to stay in front of."

The plan that landed Broome at Cincinnati was about as meticulous as his lunch orders. He first contemplated the idea of leaving Sacred Heart after his freshman season, but a conversation with head coach Anthony Latina about outsize expectations at larger programs convinced him to hold off. Broome shelved the idea until a game at Northwestern in December 2015, a 103-67 Sacred Heart loss in which the Pioneers' sophomore star poured in 26 points against a Wildcats team that went on to win 20 games.

Following the game, a very impressed and very curious Northwestern senior guard named Tre Demps stopped Broome with a simple question: Why are you at Sacred Heart? "I didn't really know how to answer it," Broome says. The thought simmered until he decided to follow through on a transfer after the season, at which point he gave schools two weeks to contact him. Anyone missing that deadline, he believed, wasn't prioritizing him.

After another week he whittled his options to five programs, and the analysis began anew.

N.C. State faced too much coaching uncertainty. Miami had a sophomore point guard. Seton Hall had multiple young guards. Both Cincinnati and Creighton set up nicely for Broome to swoop in after a redshirt year, and his comfort level with the Bearcats staff won the day.

Comfort wore off soon after arrival. A couple months away from regular team workouts and a naturally lithe frame left him vulnerable to some homesickness once Cincinnati's rigorous conditioning schedule kicked in.

"Oh, he was real small," Bearcats forward Jacob Evans says. "I'm talking about bone and skin. Very, very, very little muscle. If he took off his shirt, you'd probably see his rib cage."

The sheer intensity of the basketball workouts was likewise bracing; coaches demanding that Broome hit 15 shots from two different spots in 30- or 45-second intervals was a level of rigor he hadn't faced at Sacred Heart.

"It was like playing mind games with me," Broome says. "I wouldn't get the number, so now it's like, 'I'm not getting the number, am I good enough to be here?'"

To start getting where he wanted to go, he essentially ran through the stops.

"I was like, man, he's skinny, but he can get to the rim, like, at will," Evans says. "And it's not with flashy handles. It's with change of speed and explosiveness." Broome subsequently enjoyed a Sacred Heart-like green light with the scout team once Cincinnati began formal practices; he'd barrel ahead in one-on-five or two-on-five scenarios and finish nonetheless. Along the way, Broome crafted his plan to navigate the big bodies once he returned to regular action this season: Don't rely on talent. Always play an angle.

"If somebody is faced a certain way, and I go the opposite way, I try to use my speed to where they either can't cut me off, or when they do cut me off, they're going to foul me," he says. "He's bigger than me, so if I get him to lean this way and then take off that way, by the time he turns that way, I'll already be gone."

Cronin wants to capitalize on that strength — "We've spent all offseason playing at a much different pace offensively than the last few years," he says — but the Bearcats coach also has urged Broome to use his speed selectively, the better to cut down on the 3.8 turnovers he averaged in 2015-16 and to better fit a team that boasts multiple options and metes out offensive responsibility accordingly.

Broome hoisted 17.7 shots per game during his sophomore year at Sacred Heart; no one on Cincinnati averaged more than 10 last season. His volume of opportunity will be nowhere near the same. Broome points out that he played alongside multiple Division I prospects at St. Thomas More High School in Oakdale, Conn., and he certainly didn't hoard shots then. "I don't think not having a green light is going to change the way I play," he says. "I'm still going to get some easy buckets, some assists and steals and everything else. It's not all about points. I learned that when I got here."

His self-assurance apparently lifts everyone in his orbit. "I like to relate things to football," Evans says. "Point guards are always quarterbacks. Cane would be like a gunslinger. He takes risks. He's not scared to try to thread the needle. He believes and I believe that he can get there if he wants to get there." Broome, meanwhile, dares not envision his return to active duty Nov. 10 against Savannah State. He gets too nervous before tipoff, he says. Even at an appearance at a pro-am in his native Hartford, Conn., this summer, some butterflies flitted about his insides. But he expects he'll be fine in the run of play for a Cincinnati team that can use a turbo-boost.

And besides, as Cronin says, Cane Broome typically finds a way to get his way. When he orders a burrito, he requests one worker to handle the entire assembly, lest gloves that have touched cheese touch Broome's food. He once forced a car of hungry teammates to pull a U-turn and revisit the drive-thru line because a restaurant placed a slice of cheese on his burger. He knows how to get what he wants on the court or on his plate. About the only difference is that there's no turning around now.

## Bearcats' freshman guards vital if team wants to make national noise

Cincinnati Enquirer | By Tom Groeschel | Jan. 4, 2018

PHILADELPHIA - With Cane Broome ailing, University of Cincinnati freshman guards Trevor Moore and Keith Williams are seeing the floor much more than expected.

An injury to a key player such as Broome obviously is never good, but it could benefit UC in the long run by providing more playing time for the freshmen. Broome (sprained ankle) was expected to miss a second straight game here Thursday night when the No. 19 Bearcats (12-2, 1-0 American Athletic Conference) played Temple (7-6, 0-2 AAC).

UC coach Mick Cronin has called Moore the best shooter he has recruited in 12 seasons at the school. Moore had a career-high 12 points in UC's last outing, an 82-48 win over Memphis last Sunday. That included 3-for-6 from 3-point range.

Williams had only three points against Memphis, but he and Moore have been the top producers among UC's freshman class. Moore is averaging 5.0 points per game and Williams is averaging 4.7 points.

If UC hopes to make national postseason noise, the Bearcats must continue to get production off the bench. Sixth man Broome is expected back soon. Along with Moore and Williams, sophomore center Nysier Brooks (3.5 points per game) and sophomore forward Trevon Scott (2.9) are the other top reserves.

"Keith and Trevor are the key for us," Cronin said. "Nas (Brooks) and Tre (Scott) are in their second year. They've been there and are much better players than they were a year ago. For our team to get to where we want to go, I think we have to be able to get something out of those guys (Moore and Williams)."

In Moore's case, when he shoots the ball it is usually from far away. Of Moore's 47 field goal attempts, 41 are from 3-point range. Moore is 16-for-41 from distance, for a respectable 39 percent.

"Coach is always telling me to just stay ready to shoot," Moore said. "I've been shooting my whole life."

The 6-foot-5, 200-pound Moore, from Houston, was a 3-star prospect and rated by 247Sports.com as the No. 74 shooting guard in America. Moore played for South Kent Prep (Connecticut) last season.

The 6-5, 210-pound Williams, from Brooklyn, N.Y., was a 4-star prospect and rated by 247Sports as the No. 26 shooting guard in America. Like Moore, Williams is an offensive-minded player who is still adjusting to Cronin's defense-first approach.

"It's just a constant development," Cronin said. "With young people in basketball, it's a constant - I don't want to say struggle - it's something you have to teach. And the challenge is the game is played without the ball 90 percent of the time: Defense, rebounding, talking and running the floor. You only have the ball 10 percent or less of the time you're in the game, and very few young players understand that."

Moore, for one, thinks he is getting it.

"Coach always preaches about defense," Moore said. "When I get in I try and play my best on defense, and on offense we've got pretty good teammates that find me."

With Broome out, swingman Jacob Evans III slid over to the point guard slot against Memphis. Justin Jenifer also will continue to play many minutes at the point. Shooting guard Jarron Cumberland is a regular starter. Broome is not expected to be out long, but even when he returns, Moore and Williams should still see ample time. That is, if they also play defense.

"Coach told us that me and Keith were gonna play a lot, with Jacob at the one," Moore said. "I just want to battle and compete and keep it going from there."

## Scott Changing Name and Game

GoBEARCATS.com | By Bill Koch | Jan. 15, 2018

CINCINNATI - For the first two years of his college basketball career, University of Cincinnati forward Trevon Scott was known as Tre, even though his mom preferred that he go by his given name. This year he finally relented.

"My mom, she always told me, 'Your name is Trevon,' " Scott said. "When you go to these camps, tell people to start calling you by your full name. I was like, no, Tre is my basketball name. Everyone knows me as Tre. Finally, I decided I'm going to give my mom what she wants."

So it is that the 6-foot-8 sophomore from Darien, Ga., is now listed as Trevon Scott.

Scott and UC (15-2, 4-0 American) wrap up their two-game swing through the Sunshine State on Tuesday when they face UCF (12-5, 3-2) at 7 p.m. ET at CFE Arena in Orlando.

In the end, the name change was minor and something that Scott was willing to do for his mom. Now he's trying to adjust to another identity issue, this one being pushed by UC head coach Mick Cronin, who wants Scott to become the next Justin Jackson.

"They want my role to be a dirty work guy," Scott said, "rebound, block shots, which is something I've got to do more. Bringing energy to the game whenever I check in."

"Coming into college, a lot of players don't want to embrace that type of role. It took me a year and a half. Now I'm fine with it. I'm embracing it. I know the better I get at that, the more I'll play."

Jackson, who played at UC from 2010 to 2014, was a raw, gangly prospect as a freshman who blossomed his senior year into the American Athletic Conference Defensive Player of the Year, a second-team all-conference selection who averaged 11.2 points, 7.3 rebounds and 2.9 blocked shots.

Scott started his UC career in 2015, a year after Jackson completed his. They met for the first time in the summer of 2016 while Jackson was in town playing open gym with the UC players. At the time, Scott had just redshirted as a true freshman.

"When I first spoke with him, he said, 'I heard you're supposed to be the kind of player I was,' " Scott said. "Lately, they've been using Justin (as an example) a little more. They also told me they want me to become the kind of defender Titus Rubles was, how he could guard every position one through five."

Scott is working hard to make the transition, but it hasn't been easy for a player who set the school scoring record at McIntosh County Academy with 1,824 points while averaging 13.3 rebounds. In high school, the offense revolved around him. Last year as a redshirt freshman at UC, he played in 35 games, all as a reserve. He averaged 3.1 points and 2.5 rebounds while logging an average of 10.2 minutes per game. Through nonconference play this season, Scott averaged 12.8 minutes, 3.0 points and 3.3 rebounds. He attempted only 19 shots, but made 13 of them.

"It's a real big adjustment," Scott said, "but I always tell myself that when it comes to scoring my time will come."

Cronin agrees with him on that point.

"We're going to need him to have two great years when Gary (Clark) leaves of giving us a soldier on the glass, a stopper on defense, a guy who out-hustles everybody he plays against," Cronin said. "We've had those kinds of guys and that's why we've been able to stay in the NCAA Tournament. He's old enough now that he sees it."

Scott comes from a small town of nearly 2,000 and is the product of a close-knit family. The oldest of three children of Anita and Eddie Scott, he's extremely close to his two sisters, Jada

and Jady, who are 16-year-old twins.

"They're like my best friends honestly," Scott said. "We talk all the time. We laugh, we fuss, we fight. Any big brother would protect his little sisters. I was always making sure they were good."

Moving to Cincinnati involved a measure of culture shock for Scott. He was comfortable in Darien, where he had extended family throughout the county and seemed to know everyone in town.

"When I first saw (the Cincinnati skyline) it was overwhelming when I drove down from Georgia," he said. "I asked myself what I am I getting myself into? Is this place too big? I was mesmerized by being around all these tall buildings. I don't have that where I'm from. It was just everything, the cold. I'm still trying to adjust to the weather here."

Being away from home, Scott said, and learning to fend for himself in a new environment have helped him to grow up. He's improving as a player, too, doing his best to follow the path Cronin has set for him.

But his willingness to be accommodating has limits. There's one thing his mom asked him to do that he hasn't been able to deliver. At least not yet.

"She wanted me to cut my hair to go along with it," Scott said, "but I don't know about that. I thought about it plenty of times but right now I don't know."

## Nsoseme's Hustle and Shot-Blocking Abilities Earn High Praise

GoBEARCATS.com | By Dan Hoard | Feb. 8, 2018

The text message has become legendary.

When UC associate head coach Larry Davis saw Eliel Nsoseme play for the first time in an AAU event, he sent head coach Mick Cronin the following text:

This guy is like Bill Russell.

"I got roasted for it by a bunch of coaches who Mick told the story to, but they'll see one day," said Davis with a laugh.

Russell and Nsoseme are left-handed and roughly the same height (the former Boston star is about an inch taller), but aside from that, why would Coach Davis compare a raw prep school prospect to a five-time MVP who led the Celtics to 11 NBA championships?

"I sent it because I regard Bill Russell as the ultimate shot-blocker," said Davis. "And I think left-handers have an advantage because most guys are right-handed and it's easier to block their shot when you go after it with your left hand."

"When Eliel gets to the point where he's playing on a regular basis, you're going to see what a shot-blocker he is. The dude just has a knack for it man."

Nsoseme is from the Democratic Republic of the Congo in Central Africa and had never played on an indoor court before spending the last two years playing prep school basketball in Canada.

"I started playing basketball when I was 15," Eliel told me. "I came to Canada when I was 18 so I had been playing for three years. I didn't really know a lot about basketball. I played soccer because it was the most popular sport in my country."

"One of my coaches back home had a relationship with a friend in Canada and they have a program with exchange students. I qualified for the program because I had good grades, so I decided to go there for my education and also for basketball."

"A friend of mine called me and said, 'You've got to come see this kid,'" said Davis. "He kept talking about how hard he plays and the way he blocks shots. So I go to Milwaukee to see him play in the NY2LA event and he proceeds to block 11 shots in a game against a Chicago Fire team that always has really good players. He blocked 11 shots, tried to get every rebound, and talked – in French – more than any other player on the court. I called Mick and said, 'We've got to get this dude.'"

"Larry sent me that text that said, 'This guy is like Bill Russell,'" said Cronin. "So I get on the plane to go see him and he's 6-foot-8½." I've met Bill Russell and he's taller than that. But then the game started and Eliel blocked like six shots in the first half and I said, 'We have got to find a way to get this guy.'"

"He has tremendous energy, loves to block shots, and reminds me a lot of Justin Jackson. He's quick off of his feet and has great life and energy to his game. And his rebounding is as good as his shot-blocking."

The 20-year-old Nsoseme, who speaks four languages, committed to Cincinnati in August of 2016 before his final prep school season. This year as a freshman he's appeared in 19 of 24 games and in Tuesday's 77-40 win over UCF, Eliel was the first sub off of the bench and finished with three points, four rebounds, and one blocked shot in 12 minutes.

"I was smart enough to finally play him," said Cronin. "I have bouts with ignorance. He's really earned some minutes in practice. I thought his energy was great early in the game."

"You don't have to motivate him in practice," said Davis. "He has better days where the shots go in or he makes fewer mistakes or whatever, but in terms of all-out effort, that's every day."

He brings that lunch pail man.”

Nsoseme has nine blocked shots in 111 minutes and leads the team by averaging a blocked shot every 12.3 minutes. He had a season-high four blocks in eight minutes against Xavier.

“For him to be able to do that in a game of that magnitude says a lot,” said Cronin. “He was our only positive plus-minus guy in that game. We were plus-one in his eight minutes. As Eliel gains weight and gets more comfortable out there I think you are going to see him be one of the best defensive players that I’ve had play for me.”

Eliel is a work in progress on offense. He’s scored 20 points in 19 games and only made 4 of 17 free throw attempts.

“You could tell that he would be raw offensively to begin with but I’ll take a guy like him that tries to get every rebound, tries to block every shot, and is physical,” said Davis. “All these people kept coming to watch him in AAU and said, ‘He can’t score.’ I thought, ‘Good. Don’t recruit him.’

“We’re seeing steady progress on the offensive end. He’s such a sponge as a kid. He is going to do exactly what you tell him to do.”

“When I was in prep school in Canada it was a little bit easier,” said Nsoseme. “At this level you need to be stronger and more physical. Coach tells me every day to worry about blocked shots, rebounds, and how many free throws I get. If I make a basket, I’ll take it.”

And the comparison to Russell? Nsoseme will take that too.

“Yes, I’ve heard of Bill Russell,” he said. “I know big name people like that – like Oscar Robertson.

“That’s really a good compliment.”

## **What happens when college basketball teams are forced to adopt a new home?**

NCAA.com | By Mike Lopresti | Nov 28, 2017

So what happens when college basketball arenas are closed for renovation, and home games can’t truly be at home? It’s a good season to ask. Adopted homes are all the rage in 2017-18.

Consider what game day is like at Villanova.

The Wildcats pile onto a bus in the morning, ride for 30 minutes or so down a couple of freeways to south Philadelphia and the Wells Fargo Center, and hop out for a shoot-around. Good thing the Sixers or Flyers aren’t scheduled. Then they head to a hotel for a meal and rest, since no one wants to make that long trip back out to campus through Philly traffic and have to turn right around again. That’d be spending all day on the Main Line.

“It’s definitely been different for us,” Jay Wright was saying over the phone. “We are out of our routine, but we knew going through this year that’s going to be a challenge.”

Consider what game day is like at Northwestern.

The Wildcats are like thousands of other Chicago-land folks, heading for the airport early in the day to beat the traffic on the Kennedy. O’Hare is 13 miles from campus, and just off one of the runways is Allstate Arena, where Northwestern will have a shoot-around, before finding a nearby hotel to bunk out and eat. When the Wildcats return to campus in the darkness after the game, jets will still be flying overhead, descending into O’Hare.

“This is our home,” coach Chris Collins said. “We’re going to make it our home.”

At least it is when the minor league hockey team doesn’t have a game, or the Professional Bull Riders don’t get in the way. WWE Monday Night Raw is coming, too.

Home court this season is 10 miles away -- on a different campus in a different state -- and rush hour traffic on the bridges across the Ohio River can turn into a parking lot. So just how do the Bearcats get to BBGT Arena at Northern Kentucky?

“Police escort, that’s the key,” coach Mick Cronin was saying. “Double police escort. You’ve got to have one to get you to the bridge (and the state line), but they can’t keep coming because it’s out of their jurisdiction. You’ve got Hamilton County to the bridge, then once you cross, the Boone County guys are waiting on you.”

And when the Bearcats arrive at the arena, they might have to wait to take the court for early shooting, which is why there are couches in their locker room. By agreement, the Northern Kentucky team can practice up to 90 minutes before tipoff, which is also when the gates open.

Take Tuesday night’s game against Alabama State. The Cincinnati operations folks were there early in the day to set things up, so Northern Kentucky’s team practiced in its own arena, with black Cincinnati chairs surrounding the court.

Rather a unique situation, yes? “We’ve never discussed it,” Cronin said. “We focus on basketball, and what happens between the lines decides victory.

“The only thing I said to my guys, you’ll get more comfortable as the year goes on. Our fans are in the stands, that’s all that matters. I told them in the NBA nobody practices where they play. Almost never. They all have facilities somewhere else. They were surprised when I told them that.”

Consider what game day is like at Houston.

With historic Hofheinz Pavilion being remade into the modern Fertitta Center, the Cougars go two miles down the road to Texas Southern. They’ve taken their own courtside seats and tables, and since H&PE Arena has no video board, the video crew tries to get imaginative on social media to send its messages out.



But as coach Kelvin Sampson said, “To get what we are going to get with the Fertitta Center, we can endure a few headaches this season.”

That's life this season for the vagabonds, while their usual domiciles get a rebooting. Northwestern's Welsh-Ryan Arena, Cincinnati's Fifth Third Arena, Villanova's Pavilion, Houston's Hofheinz Pavilion – all with a lot of history, but all being redone to various degrees, some picking up new names. It'll be the Finneran Pavilion now at Villanova, Fertitta Center at Houston.

Clearly, these are not minor renovations – not when you see the price tags – so the teams have to do the best they can elsewhere.

Villanova, for instance. The Wildcats have long played the occasional game at Wells Fargo Center, but nothing like this. Actually, they're putting their bags down in several places this season.

“We played a home game (against Lafayette) in Allentown, Pennsylvania,” Wright said. “It's like, 40 miles from us, but we had a great crowd, great atmosphere and we played great. That was an opportunity we normally wouldn't have, and it really worked out well for us.”

Villanova will also return to its old-time Jake Nevin Field House Wednesday to meet Penn. There hasn't been a regular season game in that place since 1986. There are only 2,200 seats, so most of the tickets went in a student lottery.

“It's still going to be a court we never play on, but at least we're going to be on our campus,” Wright said. “I grew up a fan of Villanova. I've never even been in there as a fan. I've never coached a day in there except for an exhibition game. So it's going to really wild, but really sentimental because I'll think about the fact Al Severance, Jack Craft and Rollie Massimino used to coach home games there.”

Northwestern plays where DePaul once did, and the Wildcats have put up a signs and bunting to make Allstate Arena a little more Northwestern-ish. Shuttle buses bring students from campus, with pizza included.

Funny thing. The school didn't demand that season ticket holders renew this season, given the location shift. But that NCAA Tournament trip last March made the Wildcats a hot item, and a record was set for season ticket requests.

Welsh-Ryan had turned into one pretty feverish home court; Northwestern was 28-8 at home the past two seasons. That has to be missed – it might have come in handy in a recent close loss to Creighton -- but the Wildcats are determined to make the best of it.

Bryant McIntosh, after the Creighton game: “We shot it really well. We had a good crowd. We had good energy. I don't think it's going to be an issue with us.”

Vic Law: “We came to Northwestern, so we've never cared about the Jumbotron or all the bells and whistles that some of the other teams have. We're a blue collar team, we practice in a rec center. Wherever we're playing, as long as the students come out, it's home to us.”

Houston and Cincinnati are working around other Division I teams. The Cougars caught a big scheduling break. Texas Southern doesn't have a home game until January, so the first seven men's games this season in HGPE Arena will actually be played by Houston.

At Cincinnati, Fifth Third Arena has been a cauldron for visitors. It closed for renovation with a 26-game home winning streak intact. Now the streak has temporarily moved across the river. Cincinnati students get free bus transportation to games, and also 100 free parking spots for those who drive. But when they walk inside and look at the scoreboard, there's a big Northern Kentucky Norse presiding over the court.

“We try to make the place as Bearcat as possible for our fans and our team,” said Andre Seoldo, in charge of game operations for Cincinnati. Which is why the Bearcats' actual playing

floor is in a BBGT Arena storage room, ready to be installed for the big television games to come. The Northern Kentucky folks vow they can make the change from one school's court to another in three hours.

Traffic has been a hiccup. “This area is not used to crowds of 9,000 people,” Seoldo said. “There's only three ways in and out of campus here, so you can only do so much.” Coming and going can be a full court press on a driver's patience, which is why the savvy fans were leaving early Monday night as the Cincinnati lead swelled against Alabama State. That'll be much harder to do when Wichita State comes to town.

But the transplanted faithful don't seem to mind. Six games are already advance sellouts. And the place is starting to feel like a second home to the players. “After a certain while, it should,” Cronin said.

Visitors will be facing a boisterous Cincinnati crowd -- even if it is in another state. So it goes, in this season of teams looking for a home.

## **Bearcats Want Win Streak, BB&T Arena Success to 'Keep Going'**

GoBEARCATS.com | By Bill Koch | Jan. 19, 2018

CINCINNATI – The longest home-court win streak in the country belongs to a team that doesn't play on its true home court. Or even in its home state.

The University of Cincinnati Bearcats, who temporarily shuttered their on-campus home of Fifth Third Arena last March 2 with a victory over Houston to extend their home winning streak to 26 games, haven't missed a beat this season playing their home games at Northern Kentucky University's BB&T Arena. They've won all nine of their games there to extend the streak to 35, the longest in the country. Their smallest margin of victory at home this season is 15 points over Mississippi State, which was unbeaten at the time.

UC has succeeded in creating the same winning environment at BB&T Arena as it had at Fifth Third, which is undergoing an \$87-million renovation, mostly by not making a big deal about the inconvenience, if in fact it even does seem like an inconvenience to them. NKU officials have gone out of their way to be accommodating, Cronin said.

"We've never discussed the winning streak at home as a team and we never discussed playing at Northern Kentucky," said UC coach Mick Cronin. "I let (director of operations) Mark Berger give the logistics to the guys of how we were going to handle it. We haven't had one shoot-around there. We haven't had one practice there. We've never been there other than to play the games."

The 12th-ranked Bearcats (17-2 overall, 5-0 in the American Athletic Conference) will look to extend their streak to 36 when they play East Carolina (8-10, 2-5) at 4 p.m. Saturday at BB&T. UC has won nine in a row overall.

ECU, under interim head coach Michael Perry, is coming off a 90-52 win over South Florida on Wednesday night. The Pirates are led by B.J. Tyson, who ranks 10th in the American in scoring with 15.3 points per game. They lead the league in 3-point field goal percentage defense, allowing opponents to shoot 31.6 percent from long range. The win over USF ended a 3-game losing streak. UC is 11-1 vs. ECU all-time, 6-0 at home.

It may seem odd that the Bearcats don't have an occasional practice at their temporary home or even shoot-around the day of the game, but Cronin says he sees no logical reason to do either.

"I just don't think it has anything to do with how you play," Cronin said. "The dimensions of the court are the same. We always have shoot-around here (on UC's practice court). Why would we bus over there? For what? The rims aren't a different size. The court's the same length. It's the most overrated thing in basketball. It's going to be different when you put people in the stands – the background, the depth, all that stuff."

As Cronin said, the home winning streak is not something the Bearcats talk about, but it does mean a lot to them. Their last home loss was to Temple on Dec. 29, 2015.

"There's a lot of proud home courts around the nation," said senior forward Kyle Washington. "For us to have that, we don't take it for granted. We feel good about it and we want to keep it."

Five of UC's current players – Cane Broome, Trevor Moore, Keith Williams, Eliel Nsoseme and Mamoudou Diarra – are newcomers and have never played at Fifth Third Arena, so it's not like they feel as if they're missing something. And UC fans have done a good job of making the trip across the river to support their team. They've averaged 7,477 fans at BB&T, which has a seating capacity of 9,400. UC's largest home crowd of the season was the 9,109 they drew for the SMU game on Jan. 7.

UC officials have done their best to make the court look like it belongs to the Bearcats, installing their home floor for as many games as they can.

"We take a lot of pride in (the winning streak) because we know our fans are a big reason

for us winning at home," said junior swingman Jacob Evans III. "They always come out and they're always loud and always supportive. We know we've got that confidence and support behind us.

"A lot of people probably expect us to have shoot-around there and practice there but we get there early enough on game days to go through our routine and get a good feel," Evans continued. "It's a little different (from Fifth Third). The lights are brighter. Fifth Third was a little dimmer. We went over (to NKU) during the summer. We played a couple of open gyms with their players. It was nice of them to let us come over during the summer."

Taking their cue from Cronin, the Bearcats have taken the move in stride. They understand that ultimately it's the players who make a team difficult to beat, regardless of where the game is being played.

"It's been a little bit of an adjustment, but I think people are giving it a little more credit than it really deserves," Washington said. "It's NKU. It's really only 15 minutes away, so it's not that big of a deal. It's a little different just because it's smaller. This court is a little more closed in, but it's fine. We feel the same energy."

Besides, Evans said, the Bearcats have no choice but to make NKU's arena feel like home before they return to their spiffed-up new arena next fall.

"We're undefeated there so far this season," Evans said of BB&T. "We want to keep it going."

UC still has a long way to go to break the school record for consecutive home wins. The Bearcats won 72 straight at Armory Fieldhouse from 1957-58 to 1963-64 and 18 during that period at Cincinnati Gardens, for a home winning streak of 90.



# 2018 NCAA DIVISION I MEN'S BASKETBALL CHAMPIONSHIP BRACKET

First Round  
MARCH 15-16

Second Round  
MARCH 17-18

Regional  
Semifinals  
MARCH 22-23

Regional  
Finals  
MARCH 24-25

National  
Semifinals  
MARCH 31

National  
Semifinals  
MARCH 31

Regional  
Finals  
MARCH 24-25

Regional  
Semifinals  
MARCH 22-23

Second Round  
MARCH 17-18

First Round  
MARCH 15-16

## FIRST FOUR

16 LIU Brooklyn (18-16)  
16 Radford (22-12)

Mar 13

**E**

11 St. Bonaventure (25-7)  
11 UCLA (21-11)

Mar 13

**E**

DAYTON  
MARCH 13-14

Watch On  
**truTV**

NC Central (19-15) 16  
Mar 14  
Texas Southern (15-19) 16

**W**

Arizona St. (20-11) 11  
Mar 14  
Syracuse (20-13) 11

**MW**

1 Virginia (31-2)

16 UMBC (24-10)

Mar 16

8 Creighton (21-11)

Mar 16

9 Kansas St. (22-11)

5 Kentucky (24-10)

12 Davidson (21-11)

Mar 15

4 Arizona (27-7)

Mar 15

13 Buffalo (26-8)

6 Miami (Fla.) (22-9)

11 Loyola-Chicago (28-5)

Mar 15

3 Tennessee (25-8)

14 Wright St. (25-9)

Mar 15

7 Nevada (27-7)

10 Texas (19-14)

Mar 16

2 Cincinnati (30-4)

15 Georgia St. (24-10)

Mar 16

1 Xavier (28-5)

16 NC Central/Texas So.

Mar 16

8 Missouri (20-12)

9 Florida St. (20-11)

Mar 16

5 Ohio St. (24-8)

12 S. Dakota St. (28-6)

Mar 15

4 Gonzaga (30-4)

13 UNCG (27-7)

Mar 15

6 Houston (26-7)

11 San Diego St. (22-10)

Mar 15

3 Michigan (28-7)

14 Montana (26-7)

Mar 15

7 Texas A&M (20-12)

10 Providence (21-13)

Mar 16

2 North Carolina (25-10)

15 Lipscomb (23-9)

Mar 16

Charlotte  
Mar 18

Boise  
Mar 17

Dallas  
Mar 17

Nashville  
Mar 18

Nashville  
Mar 18

Boise  
Mar 17

Wichita  
Mar 17

Charlotte  
Mar 18

**SOUTH**  
ATLANTA  
March 24

**WEST**  
LOS ANGELES  
March 24



**FINAL FOUR**  
SAN ANTONIO  
MARCH 31 AND APRIL 2

**NATIONAL CHAMPIONSHIP**  
APRIL 2

**#MarchMadness**

Watch the tournament on these networks  
or online at [NCAA.COM/MARCHMADNESS](http://NCAA.COM/MARCHMADNESS)



March 15 and 17 first-/second-round sites: Pittsburgh, Wichita, Dallas, Boise. March 16 and 18 first-/second-round sites: Charlotte, Detroit, Nashville, San Diego.  
March 22 and 24 regional sites: Los Angeles, Atlanta. March 23 and 25 regional sites: Omaha, Boston.



The NCAA opposes all forms of sports wagering

**EAST**  
BOSTON  
March 25

**MIDWEST**  
OMAHA  
March 25

Pittsburgh  
Mar 17

San Diego  
Mar 18

Dallas  
Mar 17

Detroit  
Mar 18

Wichita  
Mar 17

San Diego  
Mar 18

Detroit  
Mar 18

Pittsburgh  
Mar 17

Villanova (30-4) 1

LIU Brooklyn/Radford 16

Virginia Tech (21-11) 8

Alabama (19-15) 9

West Virginia (24-10) 5

Murray St. (26-5) 12

Wichita St. (25-7) 4

Marshall (24-10) 13

Florida (20-12) 6

St. Bonaventure/UCLA 11

Texas Tech (24-9) 3

S.F. Austin (28-6) 14

Arkansas (23-11) 7

Butler (20-13) 10

Purdue (28-6) 2

CSU Fullerton (20-11) 15

Kansas (27-7) 1

Penn (24-8) 16

Seton Hall (21-11) 8

NC St. (21-11) 9

Clemson (23-9) 5

New Mexico St. (28-5) 12

Auburn (25-7) 4

Charleston (26-7) 13

TCU (21-11) 6

Arizona St./Syracuse 11

Michigan St. (29-4) 3

Bucknell (25-9) 14

Rhode Island (25-7) 7

Oklahoma (18-13) 10

Duke (26-7) 2

Iona (20-13) 15