

CINCINNATI

www.UCBearcats.com

2005-06 MEN'S BASKETBALL

Sports Communications
One Edwards Center, Suite 1100
Cincinnati, Ohio 45221-0021
Phone/Fax: 513-556-5191/513-556-0619
Men's Basketball Contacts:
Brian Teter <brian.teter@uc.edu>
Tom Hathaway <tom.hathaway@uc.edu>

GAME FACTS

Game 1

UC vs. Murray State

Date: Saturday, Nov. 19, 2005

Time: 7:00 p.m. EST

Site: Fifth Third Arena (13,176)
Cincinnati, Ohio

Records:

Cincinnati 25-8 in 2004-05

Murray State: 17-11 in 2004-05

TV: WXIX-TV 19 (Jeff Piecoro, Anthony Buford).

Radio: WLW-AM 700 (Dan Hoard, Chuck Machock).

Tickets: Available, \$22, \$15, youth 12-and-under \$15, 513-556-CATS or www.UCBearcats.com.

Series: First meeting.

The Coaches:

- **ANDY KENNEDY** (UAB '91)
At Cincinnati: 1st year
Overall: 1st year
- **MICK CRONIN** (Cincinnati '97)
At MSU: 45-17 (2 years)
Overall: 45-17 (2 years)

SETTING THE SCENE: The University of Cincinnati will be seeking the 1,500th victory in the basketball program's storied history and the first win as a head coach for Andy Kennedy when the Bearcats open the 2005-06 season hosting Murray State on Saturday, Nov. 19. UC will also be putting its streak of 39 consecutive victories in home season openers on the line in the 7 p.m. contest at Fifth Third Arena.

CINCINNATI PROBABLE STARTERS

F	30	Cedric McGowan, 6-6 Jr., Miami, Fla.	4.0 pts, 3.0 reb, 1.5 blk
F	14	Eric Hicks, 6-6 Sr., Greensboro, N.C.	16.5 pts, 8.0 reb, 3.0 blk
F-G	33	Armein Kirkland, 6-8 Sr., Tyler, Texas	13.0 pts, 4.5 reb, 4.0 ast
G	21	James White, 6-7 Sr., Washington, D.C. ...	17.0 pts, 2.0 reb, 2.5 ast
G	13	Jihad Muhammad, 5-11 Sr., Plainfield, N.J. ...	9.0 pts, 1.5 reb, 3.0 ast

Preseason Statistics

MURRAY STATE PROBABLE STARTERS

F	22	Shawn Witherspoon, 6-5 Jr., Oviedo, Fla. .	17.0 pts, 5.0 reb, 4.0 ast
F	25	Justin Orr, 6-6 So., Cincinnati, Ohio	8.0 pts, 3.0 reb, 3.0 ast
C	44	Pearson Griffith, 6-10 Sr., St. Thomas, Barbados	14.0 pts, 8.0 reb, 2.0 blk
G	0	Trey Pearson, 6-2 Jr., South Fulton, Tenn. .	5.5 pts, 4.5 reb, 4.0 ast
G	10	Keith Jenifer, 6-2 Sr., Baltimore, Md.	2.0 pts, 2.5 reb, 2.5 ast

Preseason Statistics

STORY LINES:

- The Bearcats will be shooting for their 1,500th victory in the history of the program when they entertain Murray State in the 2005-06 season opener on Saturday. Cincinnati has compiled an all-time record of 1,499-855 in 104 seasons of competition.
- Cincinnati will be out to keep its streak of consecutive home season opening victories intact when hosting Murray State on Saturday. The Bearcats have won their last 39 home openers. UC's last loss in a home opener occurred in 1964-65 when Miami (Ohio) defeated the Bearcats, 65-55, at Cincinnati Gardens. Cincinnati is 84-19 in home openers.
- Cincinnati brings a record of 85-19 in season opening games, both home and away, into Saturday's game. UC had a streak of 21 consecutive season opening victories snapped with a loss at Oklahoma State in 2001-02.
- Interim head coach Andy Kennedy will be trying for his first victory as a head coach at any level in Saturday's contest. Following his professional playing career, Kennedy launched his coaching career as an assistant at South Alabama in 1994 and served as an assistant on the UAB staff for five seasons (1996-2001) before coming to Cincinnati.
- Saturday's game will match two former University of Cincinnati assistant coaches. Mick Cronin, in his second season at Murray State, originally joined the Bearcat staff as the video coordinator in 1996 while completing his undergraduate degree. He served as assistant coach from 1997-2001. UC head coach Andy Kennedy joined the UC

COMPARATIVE STATS

	Cincinnati	MSU
Points Scored:	97.5	70.0
Points Allowed:	65.5	45.0
FG Percentage:590	.474
FG Pct. Defense:391	.253
3-FG Percentage:490	.367
3-FG Pct. Defense:372	.286
FT Percentage:702	.571
Opp. FT Percentage:690	.552
Rebounding:	34.5	34.5
Reb. Margin:	+3.0	+6.5
Assists:	19.0	20.5
Steals	7.5	13.0
Blocks	7.5	2.5
Turnovers:	12.0	14.0
Turnover Margin:	+6.0	+6.5

*based on preseason exhibition games

The Numbers Racket

1,499	All-time wins for the Bearcats, who seek No. 1,500 vs. Murray State
1	First game as a head coach for Andy Kennedy
39	Consecutive home opener victories by UC
97.0	Bearcat scoring average in the two preseason victories
.590	UC's FG percentage in the two pre-season wins, .490 from 3-point range

UC-MURRAY STATE SERIES**First Meeting**

Cincinnati and Murray State have not previously played each other. The teams played one common opponent last season—UAB. Cincinnati defeated UAB, 72-69, while Murray State lost to the Blazers, 100-80.

Cincinnati is 31-3 vs. teams which currently comprise the Ohio Valley Conference.

Austin Peay	5-0
Eastern Illinois	0-0
Eastern Kentucky	9-0
Jacksonville St.	0-0
Morehead State	10-2
Murray State	0-0
Samford	0-0
Southeast Missouri St.	2-0
Tennessee-Martin	1-0
Tennessee State	3-1
Tennessee Tech	1-0

2004-05 Cincinnati Recap

2004-05 Record	25-8
Conference USA	12-4, tie-second place
C-USA Tournament	0-1, quarterfinals
NCAA Tournament	1-1
Austin Regional	No. 7 Seed

Final Rankings

Associated Press	23rd
ESPN/USA Today	25th
RPI	28th
Sagarin Index	21st

All-Conference USA

Jason Maxiell	second team
Eric Hicks	third team

NABC All-District 10

Jason Maxiell	first team
Eric Hicks	second team

Bearcats in NCAA/C-USA

Cincinnati had the following representation in the NCAA and Conference USA final stat rankings:

Individuals	Avg	Player	C-USA	NCAA
Scoring	15.3	Jason Maxiell	10th	—
.....	13.7	Eric Hicks	19th	—
Rebounding ..	9.0	Eric Hicks	4th	32nd
.....	7.7	Jason Maxiell	9th	—
Off. Reb	3.6	Eric Hicks	2nd	—
Def. Reb	5.3	Eric Hicks	5th	—
Assists	3.1	James White	15th	—
FG Pct.543	Jason Maxiell	2nd	—
.....	.519	Eric Hicks	4th	—
FT Pct.798	James White	13th	—
3-Pt. FG Pct. .	.383	James White	13th	—
3-Pt. FG/G	1.9	Jihad Muhammad	—	—
Blocks	2.8	Jason Maxiell	2nd	17th
.....	2.3	Eric Hicks	3rd	33rd
Assit/TO	1.5	James White	8th	—

staff in 2001 following Cronin's departure to Louisville.

- The UC-Murray State contest will mark the first time since the 1973-74 season that UC has faced a team coached by a former Bearcat. Tay Baker, who played at UC and was later head coach at his alma mater, was mentor at Xavier for six seasons, during which UC was 6-0 vs. the Muskies. Mick Cronin, a 1997 UC grad who launched his career as a Bearcat assistant coach, may be only the second Cincinnati grad to take a team against his alma mater.
- Cincinnati native Justin Orr, an all-city selection and MVP of the Greater Catholic League South as a senior at LaSalle High, is a sophomore at Murray State.

NOTES FROM UC'S EXHIBITION GAMES:

- The Bearcats displayed ample offense in their victories over Hillsdale (99-71) and Northern Kentucky (96-60). UC averaged 97.5 points in the two games, shooting .590 from the field and .490 from 3-point range.
- Six Bearcats finished the exhibition season averaging double figures in scoring, all of whom shot well over .500 from the field. James White topped the list with his 17.0 average. Eric Hicks, a close second in scoring (16.5), was the top marksman from the field (.778).
- UC averaged 19.0 assists in the two exhibition contest, with freshman Devan Downey leading the way with his 5.5 average.
- The Bearcats posted an average rebounding margin of +3.0, UC's good shooting from the field eliminating the opportunity for offensive rebounds.

	Pts	FG%
White	17.0	.688 (11-16)
Hicks	16.5	.778 (14-18)
Kirkland	13.0	.529 (9-17)
Moore	10.5	.727 (8-11)
Downey	10.0	.571 (8-14)
Coleman	10.0	.600 (6-10)

FOX 19 BEGINS TV COVERAGE: Saturday's season opener will mark the beginning of WXIX-TV 19's extensive schedule of coverage of Bearcat basketball. Fox 19 will originate 16 games and air two others from the BIG EAST Game of the Week syndicated package with ESPN Regional. WXIX has been the local television home of Bearcat basketball for 22 of the past 25 years.

CHANGES IN THE ARENA: Fans attending Cincinnati home games will see some major changes in Fifth Third Arena. The a new scoreboard/videoboard has been hung over center court. The video display area is nearly 50 percent greater than that of the old unit. New video boards have been installed at each end of the arena. There are new courtside tables with video displays. The court has been resurfaced and contains the new UC and BIG EAST logos. Operationally, the game clock will be started and stopped by the officials via the Precision Timing system, and LED lighting behind the backboards will help signal the end of periods.

UC IN THE BIG EAST: Cincinnati makes its debut as a member of the expanded BIG EAST Conference this season after playing the past 10 years in Conference USA. In the preseason polls of both the league's coaches and media, the Bearcats were picked to finish ninth among the 16 teams. Senior Eric Hicks was an honorable mention selection to the BIG EAST preseason all-league team. The Bearcats have compiled a record of 131-96 for a .577 winning percentage against the current BIG EAST membership.

CONFERENCE DEBUTS GOOD FOR UC: The Bearcats can expect to enjoy success in their inaugural season in the BIG EAST, if the past is any precursor. Every time Cincinnati has begun play in a new conference, it has claimed the championship in that initial year. UC captured the Buckeye Athletic Association title in 1925-26, the Mid-American Conference championship in 1946-47, the Missouri Valley Conference crown in 1957-58, the Metro Conference Tournament championship in the league's first season of play in 1975-76, the regular season and tournament title in the Great Midwest Conference in 1991-92, and the regular season and tourney championships of Conference USA in 1995-96.

NINTH-WINNINGEST PROGRAM: Cincinnati has been college basketball's ninth-winningest program since the turn of the century. Over the past six years, the Bearcats have compiled a 152-45 record for an .772 percentage.

- Cincinnati's 152 wins are the ninth-most among Division I teams over this period.
- Cincinnati has won 25 or more games nine of the last 10 seasons.
- The Bearcats have won a conference regular season and/or tournament title in 12 of the past 14 seasons, and six times during this period have claimed both during the same season.
- UC's 14 straight NCAA Tournament appearances is the third-longest active streak in Division I, trailing only Arizona (21) and Kansas (17).

ERIC'S SUMMER TRIP: Eric Hicks did not have your typical summer vacation. The Bearcats' senior forward helped the United States to the Gold Medal at the World University Games in Izmir, Turkey. Hicks was one of 15 players invited to the USA Basketball Trials in Colorado Springs to participate in tryouts for the team in late July. He made the 12-player roster for the games and travelled to Turkey in August. Hicks averaged 6.6 points and 3.1 rebounds at the games, shooting .576 from the field. He had a team-leading 24 points in the 117-61 win over China.

VETERAN TEAM: The Bearcats will open the season with a combined total of 145 games of starting experience. For comparison, last year's team brought 160 games of starting experience into the 2004-05 campaign. The 2003-04 team had 108 games of starting experience while the 2002-03 team began with only 59 career starts.

105th CAMPAIGN: The 2005-06 season will be Cincinnati's 105th year of basketball competition. The school has compiled a 1,499-855 record for a .637 percentage.

BEARCATS STRONG IN 5/3 ARENA: Cincinnati enters its 17th season in Fifth Third Arena at Shoemaker Center with a 220-29 record a .884 winning percentage. UC is 56-6 in Fifth Third over the last four seasons, and compiled a 73-7 mark vs. Conference USA teams during its 10 years in that league.

SIX BEARCATS IN THE NBA: Six former Bearcats were on the rosters of NBA teams when the season opened.

	Last UC Yr.	Draft Pos.	NBA Season	Team
Danny Fortson	1997	10	9th	Seattle Sonics
DerMarr Johnson	2000	6	5th	Denver Nuggets
Kenyon Martin	2000	1	6th	Denver Nuggets
Jason Maxiell	2005	26	1st	Detroit Pistons
Ruben Patterson	1998	31	8th	Portland Trail Blazers
Nick Van Exel	1993	37	15th	San Antonio Spurs

BEARCATS NO. 1 AMONG CONFERENCE RULERS: Cincinnati shares with Valparaiso the distinction of having won the most conference regular season championships over the last 11 seasons. The Bearcats have been regular season

Winningest Programs of the 2000s

Best Winning Percentage

1. Duke	179	-32	.848
2. Gonzaga	159	-37	.811
3. Illinois	163	-43	.791
4. Stanford	150	-41	.785
5. Kansas	160	-45	.780
6. Kentucky	156	-45	.776
7. Oklahoma	156	-45	.776
8. Arizona	157	-46	.773
9. Cincinnati	152	-45	.772
10. Syracuse	154	-48	.762

Most Wins

1. Duke	179
2. Illinois	163
3. Kansas	160
4. Gonzaga	159
5. Arizona	157
6. Kentucky	156
7. Oklahoma	156
8. Syracuse	154
9. Cincinnati	152
Utah State	152

PRESEASON NO. 1 Cincinnati Hillsdale 99 71

Nov. 3, 2005

Cincinnati, OH

Final: Six Bearcats scored in double figures as Cincinnati rolled to a 99-71 exhibition game victory over Hillsdale.

Defining Moment: UC outscored Hillsdale, 13-6, in the final 3:53 of the first half.

Key Stats: Cincinnati shot .524 from the field.

Performance Leaders: Eric Hicks 15 points, 8 rebounds; Jihad Muhammad 15 points; James White 15 points.

HILLSDALE	min	fg-a	3fg-a	ft-a	reb	ast	to	bk	st	pf	pts
John Farr	25	2-5	1-1	0-0	3	0	2	1	1	3	4
Tim Homan	29	6-16	3-10	3-3	5	2	1	1	1	1	18
John Hamood	32	1-4	1-3	0-1	7	4	4	0	0	1	3
Drew Powell	20	1-5	0-1	0-0	2	1	4	0	1	2	2
Cory Coe	30	6-12	4-8	1-2	3	3	3	0	1	4	17
Jake Fanning	2	0-0	0-0	0-0	0	0	2	0	0	0	0
Evan Steward	3	0-0	0-0	0-0	1	0	0	0	0	0	0
Jason Moore	11	2-3	1-1	0-0	2	0	0	0	0	0	5
Michael Applegate ..	0+	0-0	0-0	0-0	0	0	1	0	0	0	0
Travis Worst	15	2-8	0-2	0-1	3	0	2	0	0	2	4
Tony Gugion	17	1-7	0-1	3-4	9	0	0	0	0	2	5
Jason Weaver	14	5-6	1-1	1-2	1	1	1	0	0	3	12
Jesse Richards	2	0-0	0-0	0-1	1	1	0	0	0	0	0
Team					1	1					
Totals	200	26-66	11-28	8-13	73	14	21	2	4	19	71
		.394	.393	.615							
CINCINNATI	min	fg-a	3fg-a	ft-a	reb	ast	to	bk	st	pf	pts
Eric Hicks	20	6-8	1-2	2-5	8	0	1	2	0	2	15
Cedric McGowan	27	2-4	0-0	0-0	2	0	1	0	0	1	4
Arnel Kirkland	21	3-9	2-3	2-2	6	4	3	1	0	3	10
Jihad Muhammad	23	5-8	5-7	0-0	1	4	0	0	0	2	15
James White	25	5-7	1-2	4-6	3	3	1	2	2	2	15
Chadd Moore	13	5-6	3-4	0-0	1	0	1	0	1	1	13
Dominic Tillford	8	1-5	0-2	4-5	0	0	1	0	2	0	6
Devan Downey	17	2-6	0-1	1-2	4	5	2	0	1	1	5
Pat Watt	4	0-0	0-0	0-0	0	0	0	0	0	1	0
Brandon Miller	4	0-0	0-0	1-2	0	0	0	0	0	0	1
Ronald Allen	12	1-1	0-0	2-2	5	1	1	0	0	2	4
DeAndre Coleman	18	3-7	2-6	3-4	5	0	0	0	0	2	11
Ryan Patzward	8	0-2	0-2	0-0	0	1	0	0	0	0	0
Team					1						
Totals	200	33-63	14-29	19-28	36	18	11	5	8	15	99
		.524	.483	.679							

Halftime: Cincinnati 49, Hillsdale 40. Dead Ball Rebounds: Cincinnati 6, Hillsdale 0. Technicals: None. Officials: Ted Hillary, Curtis Shaw, Ron Tyburski. Attendance: 6,163.

PRESEASON NO. 2 Cincinnati Northern Kentucky 96 60

Nov. 12, 2005

Cincinnati, OH

Final: James White scored 19 points to lead Cincinnati to a 96-60 win over Northern Kentucky.

Defining Moment: The Bearcats built a 10-point lead in the first seven minutes and were never threatened.

Key Stats: Cincinnati shot .667 from the field, .500 from 3-point range.

Performance Leaders: White 19 points; Eric Hicks 18 points, 8 rebounds; Devan Downey 15 points, 5 assists.

NO. KENTUCKY	min	fg-a	3fg-a	ft-a	reb	ast	to	bk	st	pf	pts
Vincent Humphrey ..	25	2-8	1-2	0-2	0	0	1	1	2	2	5
Kevin Schappell	14	1-3	1-2	0-0	0	0	0	0	0	1	3
Kevin Reinhardt	31	1-7	0-0	11-12	8	2	4	0	0	3	13
Gavin Ludgood	26	5-11	0-0	4-6	2	0	1	1	1	4	14
Scott Bibbins	23	0-2	0-0	0-2	2	3	5	0	1	3	0
Aaron Smith	15	1-6	1-6	0-0	1	0	1	0	0	0	3
Billy Fennell	17	1-2	0-0	2-3	3	5	1	0	0	0	4
Harrison Morton	24	0-3	0-1	2-2	2	2	1	0	0	2	2
Mark Hawkins	12	2-4	2-4	2-2	1	0	1	0	0	0	8
Mike Kimmey	2	0-1	0-0	0-0	0	0	0	0	1	0	0
Travis Rasso	11	4-7	0-0	0-0	3	0	0	0	0	1	8
Team					4						
Totals	200	17-54	5-15	21-29	26	12	15	2	5	16	60
		.315	.333	.724							
CINCINNATI	min	fg-a	3fg-a	ft-a	reb	ast	to	bk	st	pf	pts
Eric Hicks	26	8-10	1-2	1-2	8	2	4	4	1	2	18
Ronald Allen	8	0-0	0-0	0-0	2	0	2	1	0	3	0
Chadd Moore	17	3-5	2-3	0-0	0	1	1	0	1	1	8
Devan Downey	26	6-8	0-2	3-4	2	5	1	0	2	1	15
James White	26	6-9	2-3	5-7	1	2	0	1	1	0	19
Dominic Tillford	13	0-3	0-3	0-0	3	1	0	0	0	0	0
Pat Watt	2	1-2	0-0	0-0	0	0	0	0	0	0	2
Jihad Muhammad	12	1-2	1-1	0-0	2	2	1	0	0	3	3
Brandon Miller	2	0-0	0-0	0-0	0	0	0	0	1	0	0
Cedric McGowan	21	1-3	1-1	1-2	4	2	2	3	0	4	4
DeAndre Coleman	17	3-3	1-1	2-2	5	0	1	0	0	3	9
Arnel Kirkland	24	6-8	2-4	2-2	3	4	0	1	1	1	16
Erick Murray	6	1-1	0-0	0-0	0	1	0	0	0	4	2
Team					3						
Totals	200	36-54	10-20	14-19	33	20	13	10	7	23	96
		.667	.500	.737							

Halftime: Cincinnati 43, Northern Kentucky 27. Dead Ball Rebounds: Cincinnati 4, Northern Kentucky 5. Technicals: None. Officials: Jim Burr, Jeff Clark, Mike Roberts. Attendance: 6,937.

Cincinnati Projected Starters

30 Cedric McGowan 6-6 • Junior • F	• junior college transfer • started the first exhibition game • honorable mention JUCO All-American honors in 2004-05 at Kilgore (Texas) College • averaged 15.1 points and 5.9 rebounds • first team all-state selection as a senior at Miami Northwest High
Career Highs	0 points • 0 rebounds • 0 assists • 0 steals
14 Eric Hicks 6-6 • Senior • F	• 16.5 pts, 8.0 reb, .778 FG% in exhibition games • honorable mention preseason All-BIG EAST • third team All-C-USA and second team NABC All-District 10 in 2004-05 • team's leading rebounder (8.9), second leading scorer (13.7) • had a block in all but one game last season • career-high 17 rebounds, 21 points vs. Miami (Ohio) • member of the gold-medal U.S. team at the World University Games last summer
Career Highs	22 points • 17 rebounds • 8 blocks • 3 steals
33 Armein Kirkland 6-8 • Senior • F-G	• 13.0 pts, 4.5 reb, 4.0 ast in exhibition games • perhaps UC's most versatile player • 10.3 pts, 4.3 reb in 2004-05 • aided team's ball-handling, averaging 3.2 assists over last 6 games • 16 points in Memphis win • career-high 23 points vs. Dayton • career-high 8 assists vs. Wake Forest
Career Highs	23 points • 9 rebounds • 8 assists • 4 steals
21 James White 6-7 • Senior • G-F	• 17.0 pts, 2.5 reb, .688 FG% in exhibition games • "point forward" who has led UC in assists the past two years • 15 points, 6 rebounds vs. Iowa • game-winning basket, 11 pts., 11 rebs. vs. Memphis • 14 points, 12 in second-half comeback, in win over UAB • career-high 25 points, 10 rebounds vs. Houston • 23 points, career-high 11 rebounds in 2003-04 vs. Saint Louis
Career Highs	25 points • 11 rebounds • 9 assists • 4 steals
13 Jihad Muhammad 5-11 • Senior • G	• 9.0 pts, 3.0 ast, .600 FG% in exhibition games • started 22 games in 2004-05 • career-high 24 points, 6-of-9 3-point FGs vs. Tulane • 21 points, 8-of-11 FG vs. TCU • career-high 7 assists vs. East Carolina • 23 points, including game-tying 4-point play, vs. Northern Iowa • JC All-American in 2003-04 at San Jacinto JC
Career Highs	24 points • 7 rebounds • 7 assists • 3 steals

The Graduates:

With three of the four seniors on the 2004-05 team earning their degrees, Cincinnati's graduation rate in men's basketball continues to rise.

- 11 of the 18 departing seniors over the past four seasons have earned their degrees.
- 27 of the players who completed their eligibility since 1990 have earned their degrees.
- Cincinnati had a 100 percent graduation rate in men's basketball on the 2002 NCAA Division I Graduation Rates Report, for the class which entered in 1995-96.
- Cincinnati won the Conference USA Sport Academic Award in men's basketball in 2001-02 for having the highest team grade point average in that sport.

Bearcat Bench

1 Chadd Moore • 6-2 Sr. G • Attempting comeback after surrendering to chronic back problems last year • 10.5 pts, .727 FG% in exhibition games • 5 starts in 2004-05 • career-high 10 assists vs. LaSalle
15 pts • 5 reb • 10 asts • 4 stls
2 Domonic Tilford • 5-11 Fr. G • Kentucky high school Player of the Year and first team all-state selection • averaged 20.6 pts, 4.1 asts
0 pts • 0 reb • 0 asts • 0 stls
3 Devan Downey • 5-10 Fr. G • Top performing newcomer in exhibition games (10.0 pts, .571 FG%, team-leading 5.5 ast) • South Carolina AAA Player of the Year in 2004-05 • averaged 36.9 pts, 6.1 asts, 4.7 stls, 3 3-pointers per game
0 pts • 0 reb • 0 ast • 0 stls
23 Ronald Allen • 6-9 Jr. F-C • joined UC after Hurricane Katrina closed Xavier (La.) and forced him to flee New Orleans • overcame injury to average 4.9 pts, 2.6 reb at Xavier in 2004-05
0 pts • 0 reb • 0 ast • 0 blks
32 DeAndre Coleman • 6-6 Fr. F • 10.0 pts, 5.0 reb in exhibition games • hon. mention Class 5A All-Georgia pick in 2004-05 • averaged 14.9 pts, 8.1 reb
0 pts • 0 reb • 0 ast • 0 stls
51 Erick Murray • 6-5 Jr. F • joined team as a walk-on in 2004-05 • saw action in 22 games • leading scorer on his high school soccer team
2 pts • 2 reb • 1 ast • 0 stls
54 Abdul Herrera • 6-10 Fr. C • hon. mention all-state in 2004-05 • averaged 19.4 pts, 15.9 reb • did not play in exhibition games due to eligibility issues
0 pts • 0 reb • 0 blks • 0 stls
10 Pat Watt • 5-10 Fr. G • joined team as a walk-on • first team all-state selection in football • earned all-league honors in football and basketball at Moeller High
0 pts • 0 reb • 0 ast • 0 stls
20 Branden Miller • 6-4 Fr. G • joined team as a walk-on • conference player of the year at Indian Hill High • earned third team all-state honors in soccer
0 pts • 0 reb • 0 ast • 0 stls

Cincinnati Preseason Statistics

	G-GS	Min-Avg	FG-FGA	Pct	3-POINT		FT-FTA	Pct	SCORING			Stl	Blk	Dnk	TO	PF-DQ
					FG-FGA	Pct			Pts-Avg	Reb-Avg	Ass-Avg					
WHITE	2-2	51-25.5	11-16	.688	3-5	.600	9-13	.692	34-17.0	4-2.0	5-2.5	3	3	6	1	3-0
HICKS	2-2	46-23.0	14-18	.778	2-4	.500	3-7	.429	33-16.5	16-8.0	2-1.0	1	6	3	5	4-0
KIRKLAND	2-1	45-22.5	9-17	.529	4-7	.571	4-4	1.000	26-13.0	9-4.5	8-4.0	1	2	1	3	4-0
MOORE	2-1	30-15.5	8-11	.727	5-7	.714	0-0	—	21-10.5	1-0.5	1-0.5	2	0	0	2	2-0
DOWNEY	2-1	43-22.5	8-14	.571	0-3	.000	4-6	.667	20-10.0	6-3.0	10-5.5	3	0	0	3	3-0
COLEMAN	2-0	35-17.5	6-10	.600	3-7	.429	5-6	.833	20-10.0	10-5.0	0-0.0	0	0	1	1	2-0
MUHAMMAD	2-1	35-17.5	6-10	.600	6-8	.759	0-0	—	18-9.0	3-1.5	6-3.0	2	0	0	1	2-0
McGOWAN	2-1	48-24.0	3-7	.429	1-1	1.000	1-2	.500	8-4.0	6-3.0	2-1.0	1	3	1	3	5-0
TILFORD	2-0	21-10.5	1-8	.125	0-5	.000	4-5	.800	6-3.0	3-1.5	1-0.5	2	0	0	1	3-0
ALLEN	2-1	20-10.0	1-1	1.000	0-0	—	2-2	1.000	4-2.0	7-3.5	1-0.5	0	1	0	3	5-0
MURRAY	1-0	6-6.0	1-1	1.000	0-0	—	0-0	—	2-2.0	0-0.0	0-0.0	0	0	0	1	4-0
WATT	2-0	6-3.0	1-2	.500	0-0	—	0-0	—	2-1.0	0-0.0	0-0.0	0	0	0	0	1-0
MILLER	2-0	6-3.0	0-0	—	0-0	—	1-2	.500	1-0.5	0-0.0	1-0.5	1	0	0	0	0-0
PATZWALD	1-0	8-8.0	0-2	.000	0-2	.000	0-0	—	0-0.0	0-0.0	1-1.0	0	0	0	0	0-0
Team										4						
CINCINNATI	2	400-40.0	69-117	.590	24-49	.490	33-47	.702	195-97.5	69-34.5	38-19.0	15	15	12	24	38-0
OPPONENTS	2	400-40.0	43-110	.391	16-43	.372	29-42	.690	131-65.5	63-31.5	26-13.0	9	4	0	36	35-0

champions nine times in the past 11 seasons, eight in Conference USA and once in the Great Midwest Conference.

UC'S DEFENSIVE REPUTATION: Cincinnati teams have earned a reputation for their defense and rebounding emphasis, and the success of last year's team is evidence of this. UC held its foes to a .373 field goal percentage to rank second in the nation. The Bearcats have held their opponents to sub-.400 shooting in eight of the past 10 seasons and have been annually ranked among the nation's teams in fewest points allowed.

TICKET UPDATE: Single game tickets to all University of Cincinnati men's basketball home games are on sale to the general public.

The tickets may be purchased by phone (513-556-CATS) or online via UC's athletic web site: www.UCBearcats.com, as well as in person at the Athletic Ticket Office at One Edwards Center. Ticket office hours are 9 a.m. to 5 p.m. Monday through Friday.

Single game tickets are priced at \$22, \$15 for the corner sections of Fifth Third Arena and \$15 for youth 12 and under. Groups of 15 or more may qualify for a discounted ticket of \$15 to selected games.

LOOKING AHEAD: The Bearcats open the regular season with four home games in 10 days. Following Saturday's opener vs. Murray State, Cincinnati hosts Illinois State on Nov. 22, Holy Cross on Nov. 25 and Dayton on Nov. 29.

2005-06 Cincinnati Roster

Numerical

No.	Name	Pos	Ht.	Wt.	Class	Exp	Hometown (High School/JC)
1	Chadd Moore	G	6-2	175	Sr.	3L	Huntsville, Ala. (Oak Hill (Va.) Acad.)
2	Domonic Tilford	G	5-11	170	Fr.	HS	Louisville, Ky. (Jeffersontown)
3	Devan Downey	G	5-10	175	Fr.	HS	Chester, S.C. (Chester)
10	Pat Watt	G	5-10	190	Fr.	HS	Cincinnati, Ohio (Moeller)
13	Jihad Muhammad	G	5-11	175	Sr.	1L	Plainfield, N.J. (Plainfield/San Jacinto)
14	Eric Hicks	F	6-6	245	Sr.	3L	Greensboro, N.C. (Dudley)
20	Branden Miller	G	6-4	180	Fr.	HS	Cincinnati, Ohio (Indian Hill)
21	James White	G-F	6-7	200	Sr.	2L	Washington, D.C. (Hargrave Acad./trans.-Florida)
23	Ronald Allen	F-C	6-9	225	Jr.	Tr	Los Angeles, Calif. (Artesia/L.A. College/tr-Xavier La.)
30	Cedric McGowan	F	6-6	230	Jr.	JC	Miami, Fla. (Northwestern/Kilgore)
32	DeAndre Coleman	F	6-6	225	Fr.	HS	Stone Mountain, Ga. (Stephenson)
33	Armein Kirkland	F-G	6-8	205	Sr.	3L	Tyler, Texas (Lee)
51	Erick Murray	F	6-5	230	Jr.	1L	Westerville, Ohio (North)
54	Abdul Herrera	C	6-10	255	Fr.	HS	Miami, Fla. (North Miami Senior)

KEY: 1L—one letter, 2L—two letters, etc.; JC—junior college; HS—high school; TR—transfer; 1sq—one year on squad.

Pronunciation

DeAndre Coleman dee-AHN-dray
 Devan Downey DEH-vun
 Abdul Herrera abb-DOOL hurr-AIR-ah
 Armein Kirkland ahr-MEEN
 Cedric McGowan SED-rick mah-GOW-uhn
 Jihad Muhammad ja-HOD ma-HA-mud
 Domonic Tilford DAH-mohn-ick TILL-ford

2004-05 Cincinnati Basketball Statistics

	G-GS	Min-Avg	FG-FGA	Pct	3-POINT		FT-FTA	Pct	SCORING	REBOUND	ASSISTS	Stl	Blk	Dnk	TO	PF-DQ
					FG-FGA	Pct			Pts-Avg	Reb-Avg	Ast-Avg					
MAXIELL	33-33	1037-31.4	164-302	.543	2-5	.400	176-273	.645	506-15.3	254-7.7	28-0.8	33	91	31	64	82-1
Career	129-95	3563-27.6	562-1108	.507	2-7	.286	440-674	.653	1566-12.1	908-7.0	87-0.7	91	252	145	189	331-9
HICKS	32-28	1007-31.5	162-312	.519	4-16	.250	110-188	.585	438-13.7	287-9.0	24-0.8	15	72	33	53	78-0
Career	89-31	1948-21.9	268-505	.531	4-17	.235	180-324	.556	720-8.1	559-6.3	42-0.5	38	143	72	98	183-0
MUHAMMAD	33-22	847-25.7	115-310	.371	62-178	.348	51-67	.761	343-10.4	98-3.0	89-2.7	22	1	0	70	83-0
Career	33-22	847-25.7	115-310	.371	62-178	.348	51-67	.761	343-10.4	98-3.0	89-2.7	22	1	0	70	83-0
KIRKLAND	31-18	778-25.1	103-277	.372	39-107	.364	73-98	.745	318-10.3	133-4.3	76-2.5	11	17	1	53	72-2
Career	86-33	1550-18.0	194-496	.391	55-149	.369	137-188	.729	580-6.7	260-3.0	156-1.8	33	40	5	114	156-4
WHITE	33-30	940-28.5	109-246	.443	36-94	.383	83-104	.798	337-10.2	158-4.8	102-3.1	30	12	17	66	71-0
Career	90-54	2232-24.8	251-600	.418	71-226	.314	160-215	.744	733-8.1	353-3.9	249-2.8	81	47	25	171	187-1
WILLIAMS	32-18	704-22.0	86-217	.396	58-152	.382	56-70	.800	286-8.9	76-2.4	59-1.8	19	13	3	42	83-2
Career	92-68	2125-23.1	240-652	.368	112-298	.376	163-215	.758	755-8.2	229-2.5	197-2.1	63	33	4	141	224-7
BRIGHT	33-5	453-13.7	55-138	.399	5-31	.161	16-22	.727	131-4.0	121-3.7	26-0.8	11	7	3	25	44-0
Career	33-5	453-13.7	55-138	.399	5-31	.161	16-22	.727	131-4.0	121-3.7	26-0.8	11	7	3	25	44-0
MOORE	24-5	362-15.1	28-70	.400	9-30	.300	15-21	.714	80-3.3	40-1.7	59-2.5	21	10	0	29	39-0
Career	70-6	808-11.5	75-172	.436	17-54	.315	49-72	.681	216-3.1	77-1.1	143-2.0	58	20	0	80	80-0
PATZWALD	23-0	59-2.6	6-14	.429	3-11	.273	4-6	.667	19-0.8	5-0.2	3-0.1	2	0	0	0	2-0
Career	23-0	59-2.6	6-14	.429	3-11	.273	4-6	.667	19-0.8	5-0.2	3-0.1	2	0	0	0	2-0
MEEKER	18-1	40-2.2	3-9	.333	2-3	.667	7-10	.700	15-0.8	7-0.4	4-0.2	2	0	0	7	7-0
Career	57-1	133-2.3	13-37	.351	5-18	.278	16-27	.593	47-0.8	26-0.5	15-0.3	8	0	0	18	13-0
LUCAS	30-5	363-12.1	4-16	.250	1-7	.143	13-17	.765	22-0.7	37-1.2	22-0.7	12	0	0	15	14-0
Career	90-6	661-7.3	13-38	.342	4-11	.364	21-36	.583	51-0.6	60-0.7	50-0.6	23	1	0	32	33-0
MURRAY	22-0	39-1.8	2-8	.250	0-0	---	2-2	1.000	6-0.3	10-0.5	1-0.0	0	0	0	2	4-0
Career	22-0	39-1.8	2-8	.250	0-0	---	2-2	1.000	6-0.3	10-0.5	1-0.0	0	0	0	2	4-0
SOULEYMANE	17-0	21-1.2	2-4	.500	0-0	---	0-0	---	4-0.2	8-0.5	0-0.0	1	3	0	6	5-0
Career	17-0	21-1.2	2-4	.500	0-0	---	0-0	---	4-0.2	8-0.5	0-0.0	1	3	0	6	5-0
TEAM										124					3	0
CINCINNATI	33	6650-40.3	839-1923	.436	221-634	.349	606-878	.690	2505-75.9	1358-41.2	493-14.9	179	226	88	435	584-5
OPPONENTS	33	6650-40.3	749-2008	.373	230-668	.344	402-598	.672	2130-64.5	1211-36.7	364-11.0	195	74	42	469	727-34

2004-05 Cincinnati Conference USA Basketball Statistics

	G-GS	Min-Avg	FG-FGA	Pct	3-POINT		FT-FTA	Pct	SCORING	REBOUND	ASSISTS	Stl	Blk	Dnk	TO	PF-DQ
					FG-FGA	Pct			Pts-Avg	Reb-Avg	Ast-Avg					
MAXIELL	16-16	499-31.2	85-150	.567	0-1	---	82-135	.607	252-15.8	114-7.1	13-0.8	11	31	14	28	38-0
Career	72-56	2036-28.3	309-632	.489	0-2	.000	263-397	.662	881-12.2	496-6.9	52-0.7	41	124	80	111	188-5
HICKS	16-16	506-31.6	81-144	.563	0-2	---	45-87	.517	207-12.9	138-8.6	11-0.7	3	34	13	27	43-0
Career	52-19	1123-21.6	152-274	.555	1-4	.250	91-172	.529	396-7.6	302-5.8	21-0.4	13	79	35	52	115-0
WHITE	16-14	462-28.9	56-119	.471	21-48	.438	49-59	.831	182-11.4	83-5.2	62-3.9	10	6	7	38	38-0
Career	39-33	1074-27.5	123-294	.418	32-104	.308	90-110	.818	368-9.4	179-4.6	144-3.7	32	18	12	86	95-0
WILLIAMS	15-11	360-24.0	47-113	.416	34-82	.415	30-37	.811	158-10.5	38-2.5	38-2.5	6	6	2	23	40-0
Career	34-26	724-21.3	86-220	.391	54-140	.386	49-65	.754	275-8.1	101-3.0	72-2.1	19	13	2	51	92-2
MUHAMMAD	16-10	391-24.4	56-136	.412	32-81	.395	18-27	.667	162-10.1	49-3.1	47-2.9	12	1	0	29	43-0
Career	17-10	416-24.5	59-148	.399	32-90	.356	18-27	.667	168-9.9	51-3.0	50-2.9	12	1	0	30	46-0
KIRKLAND	16-8	387-24.2	49-134	.366	19-58	.328	35-50	.700	152-9.5	78-4.9	41-2.6	7	7	0	33	39-1
Career	48-12	683-14.2	101-256	.395	29-80	.363	74-107	.692	305-6.4	146-3.0	88-1.8	17	21	0	69	82-1
BRIGHT	16-0	201-12.6	25-62	.403	1-9	.111	4-8	.500	55-3.4	56-3.5	15-0.9	6	3	3	13	25-0
Career	17-0	215-12.6	25-63	.397	1-10	.100	4-8	.500	55-3.2	59-3.5	16-0.9	6	3	3	13	26-0
PATZWALD	11-0	40-3.6	6-11	.545	3-8	.375	0-0	---	15-1.4	5-0.5	3-0.3	1	0	0	0	0-0
Career	12-0	42-3.5	6-11	.545	3-8	.375	0-0	---	15-1.3	5-0.4	3-0.3	1	0	0	0	1-0
MEEKER	8-1	16-2.0	2-6	.333	1-2	.500	5-8	.625	10-1.3	4-0.5	2-0.3	0	0	0	5	3-0
Career	24-1	47-2.0	6-14	.429	2-6	.333	9-13	.692	23-1.0	7-0.3	5-0.2	1	0	0	9	6-0
LUCAS	15-3	212-14.1	3-12	.250	1-5	.200	10-10	1.000	17-1.1	25-1.7	15-1.0	9	0	0	9	8-0
Career	48-4	365-7.6	6-19	.316	2-6	.333	11-16	.688	25-0.5	36-0.8	26-0.5	13	1	0	13	9-0
MURRAY	11-0	25-2.3	2-5	.400	0-0	---	2-2	1.000	6-0.5	7-0.6	0-0.0	0	0	0	2	2-0
Career	11-0	25-2.3	2-5	.400	0-0	---	2-2	1.000	6-0.5	7-0.6	0-0.0	0	0	0	2	2-0
SOULEYMANE	7-0	9-1.3	0-2	.000	0-0	---	0-0	---	0-0.0	4-0.6	0-0.0	0	2	0	4	4-0
Career	7-0	9-1.3	0-2	.000	0-0	---	0-0	---	0-0.0	4-0.6	0-0.0	0	2	0	4	4-0
MOORE	10-0	92-9.2	4-16	.250	1-8	.125	7-8	.875	16-1.6	9-0.9	9-0.9	4	3	0	11	9-0
Career	38-0	343-9.0	27-69	.391	5-21	.238	30-41	.732	89-2.3	26-0.7	54-1.4	23	10	0	42	34-0
TEAM										58					0	0
CINCINNATI	16	3200-40.0	416-910	.457	113-304	.372	287-431	.666	1232-77.0	668-41.8	256-16.0	69	93	39	222	292-1
OPPONENTS	16	3200-40.0	371-993	.374	119-356	.334	198-299	.662	1059-66.2	577-36.1	174-10.9	96	38	19	198	349-14

2004-05 Cincinnati Basketball Statistics

Records

OVERALL:	25-8	HOME:	16-2
*CONFERENCE:	12-4	@AWAY:	6-3
%OVERTIME:	1-0	#NEUTRAL:	3-3

Game-By-Game Scoring/Rebounding

Game Starter Stats in **Bold**

+Points/Assists

Date	Score	Opponent	Rank†	Attnd	Maxiell	Hicks	White	Krkind	Mhmd+	Moor+	Wilms	Bright	Lucs+	Mekr	Souley	Patz	Murry
Nov. 19	88 -70	Valparaiso		10,608	18/ 5	18/ 9	10/ 3	6/ 3	17/ 1	8/ 6	6/ 0	5/ 4	0/ 0	0/ 0	0/ 0	0/ 0	0/ 0
Nov. 24	76 -70	2ot Northern Iowa (3)		10,177	21/ 15	16/ 13	7/ 9	0/ 4	23/ 2	1/ 2	2/ 1	6/ 1	0/ 0	—	—	—	0/ 2
Nov. 27	79 -59	# Purdue (1)		14,183	4/ 9	11/ 10	13/ 5	16/ 3	12/ 2	10/ 6	11/ 2	2/ 4	—	0/ 0	0/ 0	0/ 0	0/ 0
Dec. 4	65 -55	@ Dayton		13,409	12/ 8	8/ 9	11/ 8	23/ 6	5/ 3	0/ 2	2/ 3	4/ 1	0/ 0	—	—	—	—
Dec. 9	88 -72	Vanderbilt		11,076	18/ 12	14/ 3	14/ 3	19/ 1	11/ 1	4/ 2	3/ 1	4/ 4	1/ 0	0/ 0	0/ 0	0/ 0	0/ 0
Dec. 11	61 -44	Detroit		10,083	15/ 6	—	2/ 4	19/ 5	7/ 5	5/ 1	9/ 1	4/ 2	0/ 0	0/ 0	0/ 0	0/ 0	0/ 0
Dec. 18	81 -65	Northwestern St. (3)		10,035	21/ 7	11/ 11	5/ 3	15/ 3	13/ 2	0/ 2	12/ 3	2/ 1	0/ 4	0/ 1	0/ 1	2/ 0	0/ 0
Dec. 20	95 -43	Jackson St.		9,866	12/ 8	18/ 6	9/ 2	—	14/ 3	9/ 9	9/ 4	17/ 11	4/ 4	3/ 0	0/ 1	0/ 0	0/ 0
Dec. 22	84 -63	LaSalle		2,000	12/ 6	15/ 7	15/ 1	—	9/ 0	10/ 10	11/ 1	11/ 14	0/ 0	0/ 1	0/ 1	1/ 0	0/ 0
Dec. 27	77 -53	Miami (Ohio) (2)		15,486	7/ 6	21/ 17	18/ 8	18/ 2	3/ 1	2/ 2	2/ 2	6/ 4	0/ 0	0/ 0	0/ 0	0/ 0	0/ 0
Dec. 30	95 -69	# Longwood (3)		1,000	30/ 8	17/ 9	10/ 5	9/ 6	15/ 5	0/ 2	5/ 1	2/ 5	0/ 1	2/ 1	4/ 1	1/ 0	0/ 1
Dec. 31	45 -67	# Illinois (3)	1/ 1	2,500	12/ 11	8/ 8	4/ 2	5/ 1	6/ 0	6/ 0	4/ 5	0/ 1	0/ 1	—	—	—	—
Jan. 6	83 -54	DePaul*		12,099	19/ 7	8/ 7	10/ 4	18/ 9	16/ 4	0/ 3	4/ 4	2/ 3	3/ 1	0/ 1	0/ 1	3/ 0	0/ 0
Jan. 8	69 -53	@ Saint Louis*		8,761	17/ 9	6/ 7	13/ 5	22/ 6	6/ 6	0/ 0	3/ 1	2/ 3	0/ 0	0/ 0	—	0/ 0	—
Jan. 12	84 -78	@ East Carolina*		6,191	24/ 8	12/ 6	9/ 2	7/ 4	12/ 7	2/ 1	11/ 3	7/ 1	0/ 1	—	—	—	—
Jan. 15	66 -69	Louisville*	19/ 19	13,176	11/ 2	8/ 6	15/ 8	2/ 2	10/ 2	2/ 0	18/ 2	0/ 0	0/ 0	—	—	—	—
Jan. 19	80 -58	Charlotte*		11,393	23/ 6	8/ 13	8/ 8	9/ 7	6/ 6	0/ 1	22/ 4	2/ 1	0/ 0	0/ 0	0/ 0	0/ 0	2/ 1
Jan. 22	70 -74	Wake Forest	3/ 3	13,176	5/ 9	18/ 6	4/ 3	14/ 7	10/ 2	7/ 3	9/ 1	3/ 1	—	—	—	—	—
Jan. 27	74 -48	@ USF*		6,182	7/ 8	19/ 11	3/ 2	12/ 5	10/ 3	4/ 3	5/ 3	9/ 8	0/ 0	5/ 0	0/ 1	0/ 1	0/ 1
Jan. 29	87 -68	Houston*		12,365	14/ 10	11/ 9	25/ 10	7/ 5	7/ 4	—	14/ 2	7/ 3	2/ 0	0/ 0	0/ 0	0/ 1	0/ 0
Feb. 2	70 -77	@ Louisville*	9/ 9	20,064	9/ 6	21/ 8	11/ 7	8/ 7	4/ 0	3/ 1	12/ 5	2/ 5	0/ 0	—	—	—	0/ 2
Feb. 5	90 -91	@ Charlotte*		9,105	17/ 8	20/ 5	18/ 5	8/ 2	10/ 3	0/ 0	15/ 2	2/ 0	—	—	—	—	—
Feb. 10	65 -54	Xavier (4)		13,176	15/ 5	16/ 14	4/ 5	12/ 6	7/ 2	2/ 3	5/ 3	4/ 3	0/ 0	—	—	—	—
Feb. 12	66 -85	@ DePaul*		14,621	18/ 4	22/ 7	14/ 4	0/ 2	3/ 4	5/ 0	0/ 2	2/ 2	0/ 1	—	—	0/ 0	2/ 2
Feb. 16	83 -51	Southern Miss*		10,159	20/ 4	18/ 12	7/ 5	9/ 6	15/ 0	—	7/ 4	2/ 7	0/ 1	—	0/ 0	5/ 2	0/ 0
Feb. 19	72 -69	UAB*		13,176	22/ 11	9/ 13	14/ 4	14/ 7	0/ 0	—	13/ 4	0/ 4	0/ 1	—	—	—	—
Feb. 24	80 -68	Marquette*		13,176	14/ 10	17/ 9	3/ 0	7/ 6	9/ 0	0/ 0	16/ 0	0/ 1	6/ 5	1/ 0	—	5/ 1	2/ 1
Feb. 26	89 -74	@ TCU*		5,642	11/ 11	6/ 4	16/ 3	9/ 2	21/ 3	—	14/ 2	8/ 4	4/ 3	0/ 0	0/ 0	0/ 0	0/ 0
Mar. 2	77 -56	Tulane*		12,262	18/ 5	10/ 10	5/ 5	4/ 4	24/ 4	—	4/ 0	4/ 7	2/ 2	4/ 3	0/ 2	2/ 0	0/ 0
Mar. 5	62 -60	@ Memphis*		10,400	8/ 5	12/ 11	11/ 11	16/ 4	9/ 1	—	—	6/ 7	0/ 0	—	—	0/ 0	0/ 0
Mar. 10	68 -80	# USF (5)		9,330	21/ 12	18/ 8	10/ 4	4/ 2	6/ 3	—	9/ 3	0/ 3	0/ 0	—	—	0/ 0	—
Mar. 17	76 -64	# Iowa (6)		27,284	22/ 9	10/ 9	15/ 6	3/ 1	9/ 6	—	13/ 4	4/ 3	0/ 0	0/ 0	0/ 0	0/ 0	0/ 0
Mar. 19	60 -69	# Kentucky (6)	7/ 5	40,331	9/ 4	12/ 10	4/ 4	3/ 5	14/ 4	—	16/ 3	2/ 3	0/ 0	—	—	0/ 0	—

†Rank (AP/USA Today-ESPN) at the time of the game.

- (1) John Wooden Tradition, Indianapolis, Ind.
 (2) U.S. Bank Arena, Cincinnati, Ohio
 (3) Las Vegas Holiday Classic
 (4) Skyline Chili Crosstown Shootout
 (5) Conference USA Tournament, Memphis, Tenn.
 (6) NCAA Regional Tournament, Indianapolis, Ind.

ATTENDANCE

Home	203,490	-11,305
Away	85,614	-9,513
Neutral	99,115	-16,519
Total	388,196	-11,764

MISCELLANEOUS

First Half Scoring	1194 -36.2	999 -30.3
Second Half Scoring	1291 -39.1	11179 -33.8
Overtime	20 -20.0	6 -6.0
Points Off Turnovers	537 -16.3	443 -13.4
Second Chance Points	455 -13.8	384 -11.6
Bench Scoring	608 -18.4	513 -15.5
Jump Balls	27	8
Dead Ball Rebounds	140	102



ANDY KENNEDY

Head Coach

- First year as a head coach at any level.
- Member of the Cincinnati staff for the past four years, serving as associate head coach last season.
- UC's recruiting coordinator; he attracted three Top 10-ranked recruiting classes.
- Prepared for his head coaching debut

with 10 seasons of service as an assistant or associate at the college level.

- Was an assistant at UAB for five years (1996-01), helping the Blazers compile an 83-66 record and reach postseason play three times.
- Made his coaching debut as an assistant at South Alabama in 1994.
- No. 2 all-time leading scorer at UAB, where he still holds or shares 20 school records.
- Played professionally for four seasons, starting with the Charlotte Hornets and then playing in Greece, Holland, Spain and Puerto Rico.

Andy Kennedy Coaching Record

Season	School		Record
1994-95	South Alabama	Asst. Coach	8 -15
1996-97	UAB	Ass. Coach	18 -14 NIT
1997-98	UAB	Asst. Coach	21 -12 NIT
1998-99	UAB	Asst. Coach	20 -12 NCAA
1999-00	UAB	Asst. Coach	14 -14
2000-01	UAB	Asst. Coach	17 -14
2001-02	Cincinnati	Asst. Coach	31 -4 NCAA
2002-03	Cincinnati	Asst. Coach	17 -12 NCAA
2003-04	Cincinnati	Asst. Coach	25 -7 NCAA
2004-05	Cincinnati	Assoc. Head Coach	25 -8 NCAA
2005-06	Cincinnati	Head Coach	0 -0

As a Player

- 1986-87 Freshman at North Carolina State, coached by Jim Valvano
- 1987-91 Completed career at UAB, coached by Gene Bartow
- 1991-94 Played professionally in the NBA (Charlotte) and in Europe

Education

- 1991 Bachelor of Arts, UAB

Personal

- Born March 13, 1968 in Louisville, Miss.
- Married: wife Kimber; daughters Meagan (9) and Kaitlyn (5)



FRANK MARTIN

Assistant Coach

- Second year on the Cincinnati staff.
- Specialty is coaching the UC big men.
- Has compiled 21 seasons of coaching experience, five in the college ranks.
- Was previously assistant coach at

Northeastern University where his efforts in recruiting helped the Huskies post their best record in 11 seasons.

- Coached in the high school ranks in the Miami area for 16 seasons where his teams dominated the competition.
- Directed Miami Senior High to three consecutive Florida 6A state titles.



KEITH LeGREE


Assistant Coach

- Fifth year on the Cincinnati staff.
- Coaches the UC guards.
- Helped develop Steve Logan into the school's No. 2 all-time leading scorer and a two-time All-American in 2001 and

2002.

- Point guard on the UC 1994-95 and 1995-96 teams that compiled a 51-16 record, captured two conference championships and reach the Elite Eight of the 1996 NCAA Tournament.
- Played baseball in the Minnesota Twins farm system for six seasons.
- Originally joined the staff as video coordinator in 1998 while completing his undergraduate degree.

6-9, 225 Jr.	Los Angeles, Calif.
--------------	---------------------

- 
- The devastation of Hurricane Katrina brought him to the Bearcats.
 - Was scheduled to return to the Xavier University of New Orleans team for his junior season before the hurricane shut the school and forced him to evacuate.
 - Fled to Cincinnati and was granted immediate eligibility by the NCAA.
 - Averaged 4.9 points and 2.6 rebounds after recovering from an early season injury to play the final 19 games at Xavier last season.
 - Played at Los Angeles City College in 2003-04.
 - Was a McDonald's All-American nominee as a senior at Artesia High in Los Angeles.
 - Named to the California Interscholastic Federation area Sweet 16 players team.

Min Fq-Fqa 3q-3qa Ft-Fta Pts Reb Ast St Blk TO Pf

Murray State
Illinois State
Holy Cross
Dayton
Memphis
Vanderbilt
Ohio
Tennessee Tech
Ark.-Monticello ...
Dayton
LSU
Miami (Ohio)
North Car. A&T ..
DePaul
Marquette
Connecticut
Syracuse
Xavier
Rutgers
Louisville
Georgetown
USF
West Virginia
Louisville
Pittsburgh
Syracuse
Providence
Villanova
Seton Hall
West Virginia

*denotes games started

Career Highs

Points	0	FTA	0
FG	0	Rebounds ...	0
FGA	0	Assists	0
3FG	0	Steals	0
3FGA	0	Blocks	0
FT	0		

CAREER STATISTICS

Season	G-GS	Min	-Avg	FG-FGA	Pct	3G-3GA	Pct	FT-FTA	Pct	PTS	-Avg	REB	-Avg	AST	-Avg	St	Blk	Dk	TO	PF	-D
--------	------	-----	------	--------	-----	--------	-----	--------	-----	-----	------	-----	------	-----	------	----	-----	----	----	----	----



32 DeANDRE COLEMAN

6-6, 225 Fr.

Stone Mountain, Ga.

- First-year freshman who showed that he could have an impact this season during the exhibition games.
- Averaged 10.0 points and 5.0 rebounds while shooting .600 from the field.
- Had 11 points and five rebounds in the exhibition

win over Hillsdale.

- Earned honorable mention Class 5A All-Georgia recognition in 2004-05 at Stephenson High.
- Averaged 14.9 points and 8.1 rebounds.
- Helped school to the regional title and a fourth place finish in the state tournament.
- Participated in the Atlanta All-Star Classic.

2005-06 Game-by-Game Statistics

	Min	Fg-Fga	3g-3ga	Ft-Fta	Pts	Reb	Ass	St	Blk	TO	Pf
Murray State											
Illinois State											
Holy Cross											
Dayton											
Memphis											
Vanderbilt											
Ohio											
Tennessee Tech											
Ark.-Monticello											
Dayton											
LSU											
Miami (Ohio)											
North Car. A&T											
DePaul											
Marquette											
Connecticut											
Syracuse											
Xavier											
Rutgers											
Louisville											
Georgetown											
USF											
West Virginia											
Louisville											
Pittsburgh											
Syracuse											
Providence											
Villanova											
Seton Hall											
West Virginia											


*denotes games started

Career Highs

Points	0	FTA	0
FG	0	Rebounds	0
FGA	0	Assists	0
3FG	0	Steals	0
3FGA	0	Blocks	0
FT	0		

CAREER STATISTICS

Season	G-GS	Min-Avg	FG-FGA Pct	3G-3GA Pct	FT-FTA Pct	PTS-Avg	REB-Avg	AST-Avg	St Blk	Dk	TO	PF-D
--------	------	---------	------------	------------	------------	---------	---------	---------	--------	----	----	------



3

DEVAN DOWNEY

5-10, 175 Fr.

Chester, S.C.

- Newcomer who has made the bigger impact thus far.
- Averaged 10.0 points, 5.5 assists and 1.5 steals in the two exhibition contests.
- Started the Northern Kentucky contest and totalled 15 points and five assists along with two

steals.

- South Carolina Class AAA Player of the Year and Mr. Basketball honoree as a senior at Chester High.
- Averaged 36.9 points, 6.1 assists, 4.3 rebounds and 4.7 steals.
- Showed his long-distance scoring ability by averaging three 3-pointers per game.
- Had a single game scoring high of 67 points and once made 32 straight free throws.
- Scored 2,738 career points.
- Three-time first team all-state selection and finalist for the Gatorade National Player of the Year award.

2005-06 Game-by-Game Statistics

Min Fg-Fga 3g-3ga Ft-Fta Pts Reb Ast St Blk TO Pf

Murray State
 Illinois State
 Holy Cross
 Dayton
 Memphis
 Vanderbilt
 Ohio
 Tennessee Tech
 Ark.-Monticello ...
 Dayton
 LSU
 Miami (Ohio)
 North Car. A&T ..
 DePaul
 Marquette
 Connecticut
 Syracuse
 Xavier
 Rutgers
 Louisville
 Georgetown
 USF
 West Virginia
 Louisville
 Pittsburgh
 Syracuse
 Providence
 Villanova
 Seton Hall
 West Virginia

*denotes games started

Career Highs

Points 0	FTA 0
FG 0	Rebounds 0
FGA 0	Assists 0
3FG 0	Steals 0
3FGA 0	Blocks 0
FT 0	

CAREER STATISTICS

Season	G -GS	Min -Avg	FG -FGA Pct	3G -3GA Pct	FT -FTA Pct	PTS -Avg	REB -Avg	AST -Avg	St Blk	Dk	TO	PF -D
--------	-------	----------	-------------	-------------	-------------	----------	----------	----------	--------	----	----	-------



54 ABDUL HERRERA

6-10, 255 Fr.

Miami, Fla.

- Size will help enable this first-year freshman to make an immediate contribution.
- Eligibility issues kept him out of the first month of preseason practice and caused him to miss the two exhibition contests.
- Honorable mention all-state selection in 2004-05

at North Miami Senior High.

- Averaged 19.4 points, 15.9 rebounds and 5.0 blocks.
- Named to the All-Dade County 5A and 6A second team
- Helped school to three district championships and a runner-up finish in the state tournament his junior year.
- A native of Panama who played baseball and soccer during his youth; didn't begin organized basketball until his freshman year in high school after his family's move to Miami.

2005-06 Game-by-Game Statistics

Min Fg-Fga 3g-3ga Ft-Fta Pts Reb Ast St Blk TO PF

Murray State
 Illinois State
 Holy Cross
 Dayton
 Memphis
 Vanderbilt
 Ohio
 Tennessee Tech
 Ark.-Monticello ...
 Dayton
 LSU
 Miami (Ohio)
 North Car. A&T ..
 DePaul
 Marquette
 Connecticut
 Syracuse
 Xavier
 Rutgers
 Louisville
 Georgetown
 USF
 West Virginia
 Louisville
 Pittsburgh
 Syracuse
 Providence
 Villanova
 Seton Hall
 West Virginia

*denotes games started

Career Highs

Points 0	FTA 0
FG 0	Rebounds ... 0
FGA 0	Assists 0
3FG 0	Steals 0
3FGA 0	Blocks 0
FT 0	

CAREER STATISTICS

Season	G-GS	Min	Avg	FG-FGA	Pct	3G-3GA	Pct	FT-FTA	Pct	PTS-Avg	REB-Avg	AST-Avg	St Blk	Dk	TO	PF-D
--------	------	-----	-----	--------	-----	--------	-----	--------	-----	---------	---------	---------	--------	----	----	------



14 ERIC HICKS

6-6, 245 Sr.

Greensboro, N.C.

- Preseason honorable mention All-BIG EAST selection.
- Spending the summer with the U.S. team that won the Gold medal at the World University Games has prepped him for his senior season.
- Averaged 7.8 points and 3.0 rebounds as a sixth

man at the World Games.

- Third team All-Conference USA selection, and second team NABC All-District 10 in 2004-05.
- Team's leading rebounder (9.0) and second in scoring (13.7) and blocks (2.3).
- Closed the season with double-doubles in three of his last five games, upping his totals to 10 for the season and 13 for his career.
- Ranked fourth in C-USA in rebounding and third in blocked shots.
- Recorded a block in all but one game in 2004-05.
- His 72 blocks is the fifth-highest single season total recorded at UC and his 143 career blocks ranks fifth on Bearcat career list.
- Scored in double figures 22 times, including 14 of his last 16 games.
- Keyed the win over Memphis (3/5/05) with 12 points and 11 rebounds.
- Scored 18 points and grabbed 12 rebounds in the win over Southern Miss (2/16/05).
- Scored a career-high 22 points vs. DePaul (2/12/05), making 10-of-11 shots from the field to record the third-best single game field goal percentage in UC history.
- Had 16 points and 14 rebounds to lead UC's win over Xavier (2/10/05).
- Tallied 20 points, on 8-of-12 shooting, vs. Charlotte (2/5/05).
- Tallied 21 points vs. No. 9 Louisville (2/2/05), going 9-of-10 from the field with three dunks, and recorded eight rebounds and five blocks.
- Had 19 points and 11 rebounds vs. USF (1/27/05), also contributing four blocks.
- Credited with the defensive efforts which held USF's Terrence Leather, C-USA's No. 3 scorer, scoreless (1/27/05) and limited DePaul's Quemont Greer, who entered the game as the league scoring leader, to 10 points under his average (1/6/05).
- Scored 18 points and recorded six rebounds and three blocks vs. Wake Forest (1/22/05).
- Scored 17 points, including his first career trey, and grabbed nine rebounds vs. Longwood (12/30/04).
- Recorded a career-high 17 rebounds and had 21 points, then a personal best, in the win over Miami (Ohio) (12/27/04).
- Scored 18 points vs. Jackson State (12/20/04), making 8-of-10 field goal tries.
- Sparked the win over Northwestern State (12/18/04) with 11 points, 11 rebounds and three blocks.
- Recorded 14 points and four blocks in the win over Vanderbilt (12/9/04).
- Had 11 points, 10 rebounds and four blocks in the win over Purdue (11/27/04).
- Scored 18 points and gathered nine rebounds and two blocks vs. Valparaiso (11/19/04).
- Scored 16 points and grabbed 13 rebounds vs. Northern Iowa (11/24/04).
- Team's second-leading rebounder (5.8) and shot blocker (1.2) and field goal percentage leader (.590) in 2003-04.
- Averaged 7.7 points and 7.3 rebounds in the Conference USA Tournament.
- Grabbed 14 rebounds to go along with 10 points and six blocks in the win over No. 10 Louisville (2/21/04).
- Recorded a career-high eight blocks to go with 10 points and nine rebounds vs. Xavier (2/3/04).
- Reached a career scoring high with 15 points and grabbed 10 rebounds in the win over No. 21 Marquette (1/14/04).
- Runner-up for North Carolina high school player of the year honors as a senior at Dudley High.

2005-06 Game-by-Game Statistics

	Min	Fg	Fga	3g	3ga	Ft	Fta	Pts	Reb	Ass	St	Blk	TO	Pf
Murray State														
Illinois State														
Holy Cross														
Dayton														
Memphis														
Vanderbilt														
Ohio														
Tennessee Tech														
Ark.-Monticello														
Dayton														
LSU														
Miami (Ohio)														
North Car. A&T														
DePaul														
Marquette														
Connecticut														
Syracuse														
Xavier														
Rutgers														
Louisville														
Georgetown														
USF														
West Virginia														
Louisville														
Pittsburgh														
Syracuse														
Providence														
Villanova														
Seton Hall														
West Virginia														


*denotes games started

Career Highs

Points 22	DePaul (2/12/05)	FTA 14	multiple opp.
FG 10	DePaul (2/12/05)	Rebounds . 17	Miami (12/27/04)
Fga 17	No. Iowa (11/24/04)	Assists 2	multiple opp.
3FG 1	multiple opp.	Steals 3	multiple opp.
3FGA 3	Wake Forest (1/22/05)	Blocks 8	Xavier (2/3/04)
FT 11	Miami (12/27/04)		

CAREER STATISTICS

Season	G	-GS	Min	-Avg	FG	-FGA	Pct	3G	-3GA	Pct	FT	-FTA	Pct	PTS	-Avg	REB	-Avg	AST	-Avg	St	Blk	Dk	TO	PF	D
2002-03	26	-2	352	-13.5	24	-54	.444	0	-1	.000	16	-34	.471	64	-2.5	93	-3.6	5	-0.2	2	33	9	10	47	-0
2003-04	31	-1	589	-19.0	82	-139	.590	0	-0	—	54	-102	.529	218	-7.0	179	-5.8	13	-0.4	21	38	30	35	58	-0
2004-05	32	-28	1007	-31.5	162	-312	.519	4	-16	.250	110	-188	.585	438	-13.7	287	-9.0	24	-0.8	15	72	33	53	78	-0
Career	89	-31	1948	-21.9	268	-505	.531	4	-17	.235	180	-324	.556	720	-8.1	559	-6.3	42	-0.5	38	143	72	98	183	-0



33 ARMEIN KIRKLAND

6-8, 205 Sr.

Tyler, Texas

- Versatile player who is contributing both on the perimeter and around the basket.
- Averaged 13.0 points, 4.5 rebounds and 4.0 assists in the two exhibition games.
- Had 16 points, shooting 6-of-8 from the field, and dished out four assists vs. Northern Kentucky.
- Aided the team's ball-handling down the stretch of the 2004-05 season, averaging 3.2 assists over his last six games.
- Keyed the regular season-ending win over Memphis (3/5/05) with 16 points.
- Scored 14 points in the win over UAB (2/19/05), sinking a pair of free throws with 9.9 seconds remaining to provide UC with its 72-69 lead.
- Recorded a career-high eight assists vs. Wake Forest (1/22/05) to go with 14 points and seven rebounds.
- Named Conference USA Player of the Week (Jan. 3-9) after averaging 20.0 points, 7.5 rebounds and 4.0 assists in wins over DePaul (1/6/05) and Saint Louis (1/8/05). He shot .593 (16-of-27) from the field.
- Tallied 22 points, one shy of his career high, accompanied by six rebounds and five assists in the win over Saint Louis (1/8/05).
- Scored 18 points, going 8-of-11 from the field, and grabbed a career-high nine rebounds in the win over DePaul (1/6/05).
- Tallied 19 points on 3-of-6 shooting from 3-point range in the win over Vanderbilt (12/9/04).
- Scored a career-high 23 points, on 7-of-12 shooting from the field (7-of-8 from the foul line) and grabbed six rebounds to key the win over Dayton (12/4/04).
- Scored a team-high 16 points, all in the second half, in the win over Purdue (11/27/04).
- Contributed both as a starter and sixth man in 2003-04.
- Started nine of the first 10 games before suffering a knee injury which sidelined him for four games.
- Hero of the 64-62 C-USA quarterfinal win over Louisville (3/11/04), scoring the game-winning basket with 16.9 seconds remaining, and finished with 12 points and a season-high seven assists.
- Scored game-clinching basket with 2.6 seconds left, then intercepted the inbounds pass in the win over LaSalle (12/14/02).
- Earned all-state honors as a senior at Lee High.
- Averaged 20.6 points, 8.0 rebounds and 6.8 assists.
- Set school single game records for 3-pointers (8) and assists (15).

2005-06 Game-by-Game Statistics

	Min	Fg-Fga	3g-3ga	Ft-Fta	Pts	Reb	Ass	St	Blk	TO	Pf
Murray State											
Illinois State											
Holy Cross											
Dayton											
Memphis											
Vanderbilt											
Ohio											
Tennessee Tech											
Ark.-Monticello											
Dayton											
LSU											
Miami (Ohio)											
North Car. A&T											
DePaul											
Marquette											
Connecticut											
Syracuse											
Xavier											
Rutgers											
Louisville											
Georgetown											
USF											
West Virginia											
Louisville											
Pittsburgh											
Syracuse											
Providence											
Villanova											
Seton Hall											
West Virginia											

*denotes games started

Career Highs

Points 23	Dayton (12/4/04)	FTA 10	multiple opp.
FG 8	multiple opp.	Rebounds ... 9	DePaul (1/6/05)
FGA 16	Saint Louis (1/8/05)	Assists 8	Wake Forest (1/22/05)
3FG 4	multiple opp.	Steals 3	Dayton (12/23/03)
3FGA 9	Saint Louis (1/8/05)	Blocks 3	Gonzaga (3/20/03)
FT 8	multiple opp.		

CAREER STATISTICS

Season	G-GS	Min	-Avg	FG-FGA	Pct	3G-3GA	Pct	FT-FTA	Pct	PTS	-Avg	REB	-Avg	AST	-Avg	St	Blk	Dk	TO	Pf	-D				
2002-03	27	-0	249	-9.2	31	-89	.348	6	-20	.300	25	-30	.833	93	-3.4	54	-2.0	15	-0.6	4	11	0	20	37	-1
2003-04	28	-15	523	-18.7	60	-130	.462	10	-22	.455	39	-60	.650	169	-6.0	73	-2.6	65	-2.3	18	12	4	41	47	-1
2004-05	31	-18	778	-25.1	103	-277	.372	39	-107	.364	73	-98	.745	318	-10.3	133	-4.3	76	-2.5	11	17	1	53	72	-2
Career	86	-33	1550	-18.0	194	-496	.391	55	-149	.369	137	-188	.729	580	-6.7	260	-3.0	156	-1.8	33	40	5	114	156	-4



30 CEDRIC McGOWAN

6-6, 230 Jr.

Miami, Fla.

- Junior college transfer whose experience is a big plus on the front line.
- Averaged 4.0 points and 3.0 rebounds in the two exhibition games but showed his defensive prowess with three blocked shots.

- Earned honorable mention junior college All-American honors last season at Kilgore (Texas) College.

- Averaged 15.1 points and 5.9 rebounds while shooting .557 from the field.
- Was a first team all-conference and all-district selection.
- First team all-state selection as a senior and two-time all-city and all-district pick at Miami Northwest High.
- Earned Defensive Player of the Year honors his junior and senior seasons.

2005-06 Game-by-Game Statistics

Min Fg-Fga 3g-3ga Ft-Fta Pts Reb Ast St Blk TO Pf

Murray State
 Illinois State
 Holy Cross
 Dayton
 Memphis
 Vanderbilt
 Ohio
 Tennessee Tech
 Ark.-Monticello ...
 Dayton
 LSU
 Miami (Ohio)
 North Car. A&T ..
 DePaul
 Marquette
 Connecticut
 Syracuse
 Xavier
 Rutgers
 Louisville
 Georgetown
 USF
 West Virginia
 Louisville
 Pittsburgh
 Syracuse
 Providence
 Villanova
 Seton Hall
 West Virginia

*denotes games started

Career Highs

Points 0
 FG 0
 FGA 0
 3FG 0
 3FGA 0
 FT 0

FTA 0
 Rebounds 0
 Assists 0
 Steals 0
 Blocks 0

CAREER STATISTICS

Season	G-GS	Min	-Avg	FG-FGA	Pct	3G-3GA	Pct	FT-FTA	Pct	PTS-Avg	REB-Avg	AST-Avg	St Blk	Dk	TO	PF-D
--------	------	-----	------	--------	-----	--------	-----	--------	-----	---------	---------	---------	--------	----	----	------



1 CHADD MOORE

6-2, 175 Sr.

Huntsville, Ala.

- Attempting to make a comeback from the chronic back problems which have limited his play the past two years and caused him to give up the sport last February.

- Had a very productive exhibition season, averaging 10.5 points in the two games and shooting .727

from the field, .714 from 3-point range.

- Had 13 points on 5-of-6 shooting vs. Hillsdale.
- Played in 24 games in 2004-05, making five starts.
- Had a pair of 10-point scoring performances vs. Purdue and LaSalle.
- Had a career-high 10 assists in the win LaSalle victory (12/22/04).
- Had six assists to go with his 10 points in the Purdue victory (11/27/04).
- Recorded a career-high four steals vs. Vanderbilt (12/9/04).
- Emerged as the No. 2 point guard in 2002-03.
- Made his first career start in the win over Chattanooga (1/2/03) and had 12 points, eight assists, five rebounds and two steals.
- Earned All-Eastern Prep honors in 2001-02 at Oak Hills (Va.) Academy.
- Led Huntsville Lee High to the runner-up finish in the state tournament in 2000-01, averaging 21 points and six assists.
- Rated as the No. 14 high school senior point guard prospect by ESPN.com and the No. 10 point guard by *PrepSpotlight*.

2005-06 Game-by-Game Statistics

	Min	Fg-Fga	3g-3ga	Ft-Fta	Pts	Reb	Ass	St	Blk	TO	Pf
Murray State											
Illinois State											
Holy Cross											
Dayton											
Memphis											
Vanderbilt											
Ohio											
Tennessee Tech											
Ark.-Monticello											
Dayton											
LSU											
Miami (Ohio)											
North Car. A&T											
DePaul											
Marquette											
Connecticut											
Syracuse											
Xavier											
Rutgers											
Louisville											
Georgetown											
USF											
West Virginia											
Louisville											
Pittsburgh											
Syracuse											
Providence											
Villanova											
Seton Hall											
West Virginia											

*denotes games started

Career Highs

Points	15	Oakland (11/24/03)	FTA	8	DePaul (1/8/03)
FG	7	Oakland (11/24/03)	Rebounds	5	Chattanooga (1/2/03)
FGA	10	Oakland (11/24/03)	Assists	10	LaSalle (12/22/04)
3FG	2	multiple opp.	Steals	4	Vanderbilt (12/9/04)
3FGA	6	LaSalle (12/22/04)	Blocks	2	TCU (1/11/03)
FT	7	DePaul (1/8/03)			

CAREER STATISTICS

Season	G	-GS	Min	-Avg	FG	-FGA	Pct	3G	-3GA	Pct	FT	-FTA	Pct	PTS	-Avg	REB	-Avg	AST	-Avg	St	Blk	Dk	TO	PF	D
2002-03	21	-1	185	-8.8	17	-43	.395	3	-9	.333	18	-26	.692	55	-2.6	15	-0.7	34	-1.6	13	6	0	16	14	-0
2003-04	25	-0	261	-10.4	30	-59	.508	5	-15	.333	16	-25	.640	81	-3.2	22	-0.9	50	-2.0	24	4	0	35	27	-0
2004-05	24	-5	362	-15.1	28	-70	.400	9	-30	.300	15	-21	.714	80	-3.3	40	-1.7	59	-2.5	21	10	0	29	39	-0
Career	70	-6	808	-11.5	75	-172	.436	17	-54	.315	49	-72	.681	216	-3.1	77	-1.1	143	-2.0	58	20	0	80	80	-0



13 JIHAD MUHAMMAD

5-11, 175 Sr.

Plainfield, N.J.

- Is being counted upon to play a larger role as a scorer this season.
- Averaged 9.0 points and 3.0 assists in the two exhibition games.
- Shot .600 from the field and .759 from 3-point range in the preseason games.
- Made his UC debut last season at point guard following his transfer from junior college.
- Averaged 10.4 points and 2.7 assists, scoring in double digits 17 times.
- Team-leader in 3-point field goals (62) and made at least one trey in all but six games in 2004-05.
- Averaged 13.8 points over his last six games.
- Returned to the starting lineup for the NCAA Tournament and averaged 11.5 points and 5.0 assists in the two games.
- Scored 14 points and had four assists vs. Kentucky (3/19/05) in the second round of the NCAA Tournament following a nine-point, six-rebound performance vs. Iowa in the opening round (3/17/05).
- Scored a career-high 24 points in the win over Tulane, going 9-of-13 from the field and 6-of-9 from 3-point range.
- Came off the bench to spark the win over TCU (2/26/05), scoring 21 points on 8-of-11 shooting.
- Set career highs for assists in back-to-back games in early January, with six vs Saint Louis (1/8/05) and seven vs. East Carolina (1/12/05), with no turnovers.
- Had 13 points in the win over Northwestern State (12/18/04), 11 in the final 15:52 to help UC erase a one-point deficit and take command of the game.
- Scored 12 points vs. Purdue (11/27/04).
- Tallied 23 points vs. Northern Iowa (11/24/04), 12 in the final 6:46 of regulation to send the game into overtime.
- Made his UC debut with 17 points and seven rebounds vs. Valparaiso (11/19/04).
- Consensus junior college All-American in 2003-04 at San Jacinto Junior College.
- Averaged 16.8 points and 5.6 assists while leading the school to a 27-4 record, earning region MVP honors.
- First team All-American selection by *PrepStars* and *Hoop Scoop*.
- Rated the top junior college point guard prospect by *The Sporting News* and was ranked No. 2 by *Hoopmasters.com*.
- Earned the Small Player Award, honoring performers 6-feet and shooter, at the NJCAA Tournament after leading his team to the championship game.
- Helped Plainfield (N.J.) High to a 12th place finish in the state playoffs in 2001-02.

2005-06 Game-by-Game Statistics

Min Fg-Fga 3g-3ga Ft-Fta Pts Reb Ast St Blk TO Pf

Murray State
 Illinois State
 Holy Cross
 Dayton
 Memphis
 Vanderbilt
 Ohio
 Tennessee Tech
 Ark.-Monticello ...
 Dayton
 LSU
 Miami (Ohio)
 North Car. A&T ..
 DePaul
 Marquette
 Connecticut
 Syracuse
 Xavier
 Rutgers
 Louisville
 Georgetown
 USF
 West Virginia
 Louisville
 Pittsburgh
 Syracuse
 Providence
 Villanova
 Seton Hall
 West Virginia

*denotes games started

Career Highs

Points ... 24	Tulane (3/2/05)	FTA 9	No. Iowa (11/24/04)
FG 9	Tulane (3/2/05)	Rebounds . 7	Valparaiso (11/19/04)
Fga 22	No. Iowa (11/24/04)	Assists 7	East Carolina (1/12/05)
3FG 6	Tulane (3/2/05)	Steals 3	multiple opp.
3FGA 15	No. Iowa (11/24/04)	Blocks 0	
FT 7	No. Iowa (11/24/04)		

CAREER STATISTICS


Season	G	GS	Min	-Avg	FG	-FGA	Pct	3G	-3GA	Pct	FT	-FTA	Pct	PTS	-Avg	REB	-Avg	AST	-Avg	St	Blk	Dk	TO	PF	-D
2004-05	33	-22	847	-25.7	115	-310	.371	62	-178	.348	51	-67	.761	343	-10.4	98	-3.0	89	-2.7	22	1	0	70	83	-0
Career	33	-22	847	-25.7	115	-310	.371	62	-178	.348	51	-67	.761	343	-10.4	98	-3.0	89	-2.7	22	1	0	70	83	-0



2 DOMONIC TILFORD
5 11 170 Fr

5-11, 170 Fr.

Louisville, Ky.

- 
- First-year freshman who is providing depth at point guard.
 - Tallied six points in the exhibition game vs. Hillsdale.
 - Named Mr. Basketball for the state of Kentucky following his senior season at Jeffersontown High.
 - Earned first team all-state honors and was the Kentucky Player of the Year selection by the Louisville *Courier-Journal*.
 - Averaged 20.6 points, 4.1 assists, 3.2 rebounds while leading his school to a 29-5 record and a berth in the regional finals.
 - Four-year starter who scored 2,026 points.
 - Selected to play in the Kentucky-Indiana all-star series.

2005-06 Game-by-Game Statistics

[illegible]


*denotes games started

Career Highs

Points	0	FTA	0
FG	0	Rebounds	0
FGA	0	Assists	0
3FG	0	Steals	0
3FGA	0	Blocks	0
FT	0		

CAREER STATISTICS

Season	G -GS	Min -Avg	FG -FGA Pct	3G -3GA Pct	FT -FTA Pct	PTS -Avg	REB -Avg	AST -Avg	St Blk	Dk	TO	PF -D
--------	-------	----------	-------------	-------------	-------------	----------	----------	----------	--------	----	----	-------



21 JAMES WHITE

6-7, 200 Sr.

Washington, D.C.

- Versatile perimeter player who can perform inside and has the shooting range and ball-handling skills of a guard.
- Leading scorer in the exhibition season, averaging 17.0 points in the two games.
- Shot .688 from the field and had six dunks.
- Tallied 19 points vs. Northern Kentucky.
- Team leader in assists (3.1) in 2004-05.
- Scored in double digits 19 times.
- Tallied 15 points and had six rebounds in the NCAA Tournament opening round win over Iowa (3/17/05).
- Scored the game-winning basket vs. Memphis (3/5/05) when he grabbed an offensive rebound and hit a short jumper from the baseline with 16.2 seconds to play. Finished with 11 points and tied a career high with 11 rebounds.
- Tallied 14 points, leading UC's second-half comeback with 12 points, in the win over UAB (2/19/05).
- Played all 40 minutes of the Charlotte game (2/5/05), finishing with 18 points, five rebounds and six assists.
- Scored a career-high 25 points, on 9-of-12 shooting, and grabbed 10 rebounds, one shy of his career best, in the win over Houston (1/29/05).
- Tallied 15 points vs. Louisville (1/15/05) on 4-of-5 shooting, and also recorded eight rebounds and seven assists, while holding UofL All-American Francisco Garcia to seven points.
- Tied a career high with eight free throws (8-8) vs. DePaul (1/6/05).
- Tallied 18 points and grabbed eight rebounds in the win over Miami (Ohio) (12/27/04).
- Dished out a season-high seven assists in the win over Jackson State (12/20/04).
- Had 14 points on 5-of-7 shooting and recorded four assists and three steals in the win over Vanderbilt (12/9/04).
- Tallied 13 points on 6-of-8 shooting, with three dunks, in the win over Purdue (11/27/04).
- Became the starting small forward in early January of last season and took over the point guard duties for the final six games of the year.
- Led team in assists (3.6) in 2003-04.
- Averaged 6.0 points, 5.3 rebounds and 3.3 assists in the three C-USA Tournament wins.
- Named C-USA co-Player of the Week after averaging 14.5 points, 8.0 assists and 7.0 rebounds while shooting 69 percent from the field in a pair of UC wins (Feb. 23-29).
- Dished out a career-high nine assists at Charlotte (2/28/04).
- Scored 23 points and grabbed 11 rebounds in the win over Saint Louis (2/25/04).
- Tallied 12 points, five rebounds and three assists vs. No. 6 Louisville (1/21/04).
- Had 12 points and four rebounds at No. 18 Wake Forest (2/15/04).
- Transfer from Florida who was one of the top subs as a freshman in 2001-02, helping the Gators to a 22-9 record.
- Saw action in all but two games, made two starts.
- Earned McDonald's All-American honors at Hargrave Military Academy in 2000-01.
- Named Maryland high school Player of the Year as a junior at Newport High in Kensington, Md. in 1999-00.

2005-06 Game-by-Game Statistics

	Min	Fg-Fga	3g-3ga	Ft-Fta	Pts	Reb	Ass	St	Blk	TO	Pf
Murray State											
Illinois State											
Holy Cross											
Dayton											
Memphis											
Vanderbilt											
Ohio											
Tennessee Tech											
Ark.-Monticello ...											
Dayton											
LSU											
Miami (Ohio)											
North Car. A&T ..											
DePaul											
Marquette											
Connecticut											
Syracuse											
Xavier											
Rutgers											
Louisville											
Georgetown											
USF											
West Virginia											
Louisville											
Pittsburgh											
Syracuse											
Providence											
Villanova											
Seton Hall											
West Virginia											

*denotes games started

Career Highs

Points 25	Houston (1/29/05)	FTA 9	multiple opp.
FG 10	Saint Louis (2/25/04)	Rebounds . 11	multiple opp.
FGA 15	USF (3/10/05)	Assists 9	Charlotte (2/28/04)
3FG 3	multiple opp.	Steals 4	N. Hampshire (11/28/01)
3FGA 6	LaSalle (12/22/04)	Blocks 3	Arizona (11/9/01)
FT 8	multiple opp.		

CAREER STATISTICS

Season	G-GS	Min-Avg	FG-FGA	Pct	3G-3GA	Pct	FT-FTA	Pct	PTS-Avg	REB-Avg	AST-Avg	St Blk	Dk	TO	PF-D
2001-02*	30-2	615-20.5	71-169	.420	20-69	.290	20-40	.500	182-6.1	86-2.9	51-1.7	27 17	-	48	61-1
2003-04	27-22	677-25.1	71-185	.384	15-63	.238	57-71	.803	214-7.9	109-4.0	96-3.6	24 18	8	57	55-0
2004-05	33-30	940-28.5	109-246	.443	36-94	.383	83-104	.798	337-10.2	158-4.8	102-3.1	30 12	17	66	71-0
Career	90-54	2232-24.8	251-600	.418	71-226	.314	160-215	.744	733-8.1	353-3.9	249-2.8	81 47	25	171	187-1

*2001-02 Stats from University of Florida



20 BRANDEN MILLER

6-4, 180 Fr.

Cincinnati, Ohio

- First-year freshman who made the team as a walk-on.
- Size is a plus for his contributions in practice.
- Conference Player of the Year as a senior at Indian Hill High in Cincinnati.
- Honorable mention all-state.
- Helped team to a 20-2 record as a senior.
- Third team all-state selection in soccer, also earning all-district honors.

2005-06 Game-by-Game Statistics

	Min	Fg-Fga	3g-3ga	Ft-Fta	Pts	Reb	Ass	St	Blk	TO	Pf
Murray State											
Illinois State											
Holy Cross											
Dayton											


*denotes games started

Career Highs

Points	0	FTA	0
FG	0	Rebounds	0
FGA	0	Assists	0
3FG	0	Steals	0
3FGA	0	Blocks	0
FT	0		

CAREER STATISTICS

Season	G-GS	Min	-Avg	FG-FGA	Pct	3G-3GA	Pct	FT-FTA	Pct	PTS-Avg	REB-Avg	AST-Avg	St Blk	Dk	TO	PF-D
--------	------	-----	------	--------	-----	--------	-----	--------	-----	---------	---------	---------	--------	----	----	------



51 ERICK MURRAY

6-5, 230 Jr.

Westerville, Ohio

- Joined the team as a walk-on in 2004-05 during preseason drills.
- Size enables him to make valuable contributions in practice and as a role player in games.
- Tied his career scoring high with two points in the win over Marquette (2/24/05).
- Saw his most extensive playing time of the season vs. DePaul (2/12/05), playing nine minutes, and scored two points and grabbed a pair of rebounds.
- Tied a career high with two rebounds vs. No. 9 Louisville (2/2/05).
- Scored his first collegiate field goal in the win over Charlotte (1/19/05).
- Grabbed two rebounds in a minute of action vs. Northern Iowa.
- Played a career-high three minutes vs. Jackson State (12/20/04).
- Earned two basketball letters at Westerville North High where he earned honorable mention all-league honors as a junior.
- Garnered three letters in soccer.
- Began high school career at Mountain Point High in Tempe, Ariz. and led the soccer team in scoring as a freshman.

2004-05 Game-by-Game Statistics

	Min	Fg-Fga	3g-3ga	Ft-Fta	Pts	Reb	Ass	St	Blk	TO	Pf
Murray State											
Illinois State											
Holy Cross											
Dayton											

*denotes games started

Career Highs

Points	2	multiple opp.	FTA	2	Marquette (2/24/05)
FG	1	Charlotte (1/19/05)	Rebounds	2	multiple opp.
FGA	1	multiple opp.	Assists	1	Longwood (12/30/04)
3FG	0		Steals	0	
3FGA	0		Blocks	0	
FT	2	Marquette (2/24/05)			

CAREER STATISTICS

Season	G-GS	Min	-Avg	FG-FGA	Pct	3G-3GA	Pct	FT-FTA	Pct	PTS-Avg	REB-Avg	AST-Avg	St	Blk	Dk	TO	PF-D		
2004-05	22	0	39	-1.8	2-8	.250	0-0	—	2-2	1.000	6-0.3	10-0.5	1	0.0	0	0	0	2	4-0
Career	22	0	39	-1.8	2-8	.250	0-0	—	2-2	1.000	6-0.3	10-0.5	1	0.0	0	0	0	2	4-0



10 PAT WATT

5-10, 190 Fr.

Cincinnati, Ohio

- First-year freshman who made the team as a walk-on.
- Played both football and basketball at Moeller High in Cincinnati.
- First team all-league selection as a point guard.
- First team all-state selection as a wide receiver in

football.

- Helped football team to a 10-3 record and the regional finals of the state playoffs.
- Was ranked No. 2 in his graduating class.

2005-06 Game-by-Game Statistics

	Min	Fg-Fga	3g-3ga	Ft-Fta	Pts	Reb	Ast	St	Blk	TO	Pf
Murray State											
Illinois State											
Holy Cross											
Dayton											

*denotes games started

Career Highs

Points	0	FTA	0
FG	0	Rebounds	0
FGA	0	Assists	0
3FG	0	Steals	0
3FGA	0	Blocks	0
FT	0		

CAREER STATISTICS

Season	G	GS	Min	-Avg	FG	-FGA	Pct	3G	-3GA	Pct	FT	-FTA	Pct	PTS	-Avg	REB	-Avg	AST	-Avg	St	Blk	Dk	TO	PF	-D
--------	---	----	-----	------	----	------	-----	----	------	-----	----	------	-----	-----	------	-----	------	-----	------	----	-----	----	----	----	----