



UC ATHLETICS COMMUNICATIONS 2751 O'VARSIY WAY SUITE 860 CINCINNATI, OHIO 45221-0021 // GOBEARCATS.COM

GAME  
4**MARSHALL**• SEPTEMBER 28, 2019  
• 5 P.M. ET

• Edwards Stadium (38,144) | • CBS SN on FB Watch  
• Huntington, W.Va. | • 102.7 WEBN FM

**2019 SCHEDULE / RESULTS**

DATE	OPPONENT (TV)	TIME (ET)/RES
Aug. 29	<b>UCLA</b> (ESPN)	W, 24-14
Sept. 7	@ 5 Ohio State (ABC)	L, 42-0
Sept. 14	<b>MIAMI (OH)</b> (ESPNU)	W, 35-13
Sept. 28	@ Marshall (CBS SN on FB Watch)	5 p.m.
Oct. 4	<b>UCF</b> * (ESPN)	8 p.m.
Oct. 12	@ Houston *	
Oct. 19	<b>TULSA</b> *	
Nov. 2	@ ECU *	
Nov. 9	<b>UCONN</b> *	
Nov. 16	@ USF *	
Nov. 23	<b>TEMPLE</b> *	
Nov. 29	@ Memphis * (ABC/ESPN)	

All times ET. Home games in **BOLD CAPS**, played at Nippert Stadium. \* - American Athletic Conference game.

**TV:** CBS Sports Network on Facebook Watch (Online Only)  
• Play-by-Play ..... Ben Holden  
• Analysts ..... Ross Tucker  
• Sideline ..... Tina Cervasio  
• Online: Facebook.com/LiveCUSA

**RADIO:** BEARCATS SPORTS NETWORK

• Play-by-Play ..... Dan Hoard  
• Analyst ..... Jim Kelly Jr.  
• Sideline Reporter ..... Tony Pike  
• Host/Engineer ..... Mo Egger  
• Local: 102.7 WEBN FM  
• Satellite: XM 384 / Sirius XM Internet 973  
• Online: Tunein.com  
• Mobile App: TuneIn

**LIVE STATS:** GoBEARCATS.com**TWITTER:** #BEARCATS

• Official Accounts ..... @GoBears | @GoBearsFB

**ATHLETICS COMMUNICATIONS**

RYAN KOSLEN ..... Assoc. AD / Football Contact  
Phone (O/C): ..... 513-556-5186 / 513-497-3132  
Email: ..... Ryan.Koslen@uc.edu  
Twitter ..... @Koz\_UC

Web: ..... GoBEARCATS.com  
Nippert Stadium Press Box: ..... 513-556-1010

**MOBILE APP:** CINCINNATI BEARCATS

The Cincinnati Bearcats app for iPhone, iPad and Android devices offers fans a wide variety of information on the Bearcats — home and away. The free app is available in the App Store and Google Play.

**CINCINNATI BEARCATS (2-1)**

**Head Coach** Luke Fickell  
**Record at Cincinnati** 17-10 (Third Year)  
**Overall Record** 23-17 (Fourth Year)

**MARSHALL THUNDERING HERD (2-1)**

**Head Coach** Doc Holliday  
**Record at School** 72-47 (10th Year)  
**Overall Record** same

**NOW IT'S TIME FOR THE BREAKDOWN**

The University of Cincinnati football team closes out nonconference play with a trip to Huntington, West Virginia for the first time since 2008. The Bearcats and Thundering Herd are both 2-1 and coming off bye weeks. UC has wins over UCLA and Miami (OH) with a loss at Ohio State while Marshall has beaten VMI and Ohio with a road loss at Boise State.

**THE SERIES**

Saturday marks the 14th game in a series which dates to 1906. UC leads the all-time affair 8-4-1 with a 2-1 record in Huntington. The teams last met in 2017, Head Coach Luke Fickell's first season, a 38-21 Marshall win at Nippert Stadium. UC last played at Edwards Stadium in 2008, a 33-10 victory.

**THE COACHES**

LUKE FICKELL, the 2018 American Athletic Conference Coach of the Year, is in his third season at Cincinnati. The 42nd head coach in program history, Fickell took the reins in December 2016 after 15 years at his alma mater, Ohio State. A veteran of nearly 20 years in the FBS ranks, Fickell was a part of nine Big Ten Conference titles (seven as a coach, two as a player) and two national championship squads with 16 postseason games and 13 NFL Draft selections under his belt.

JOHN "DOC" HOLLIDAY is in his 10th season at Marshall with an overall record of 72-42. He has led the Herd to wins in seven bowl games and has more than 30 years of collegiate coaching experience, with previous stops at Florida, NC State and West Virginia, his alma mater.

**STREAKS, STORYLINES, SIDEBARS ...**

- The Bearcats play their 132nd football season in 2019. UC's program dates to 1885 and is one of the 10 oldest in the NCAA FBS. UC has won a league title five times in the last 12 years and has played 10 bowl games in the past 13 years.
- UC has won four-straight American Athletic Conference FB Team Academic Excellence Awards in 2015, 2016, 2017 & 2018.
- Cincinnati was the only school in the country in 2018-19 to tally 11 football wins, including a bowl win, and earn 24 or more wins in baseball, men's and women's basketball and volleyball.
- UC, picked second in the AAC preseason media poll, had 11 wins a year ago, marking only the third time in program history the feat has been achieved (2008, 2009). The Bearcats returned more than 85% of the roster, over 5,000 yards of total offense, 10 of the Top-15 tacklers and 14 starters from the 2018 squad.
- The 2019 roster features players from 14 states and six countries with 72 hailing from Ohio and 28 from the Cincinnati area. Forty-five percent of the roster (53/117 players) is made up by freshmen and redshirt freshmen.
- UC is in its third year under OC Mike Denbrock and DC Marcus Freeman, the first time the Bearcats have had the same primary coordinations in three-straight years since 2004-06 (Don Treadwell and Pat Narduzzi).
- UC will not play consecutive home or road games this season, the first time in the modern era it has occurred.
- UC added several transfers to the roster, LB Darrian Beavers (UConn), S Bryan Cook (Howard), K Sam Crosa (Western Illinois), OL James Hudson (Michigan), S Kyriq McDonald (Alabama), WR Garyn Prater (Ohio State) and WR Blue Smith (Ohio State). Crosa (grad transfer) earned the starting kicker job. Beavers, McDonald and Smith received immediate-eligibility waivers. Prater is immediately-eligible as a walk-on-transfer and Cook and Hudson will sit out this season.
- RB Michael Warren II averaged 9.4 yards per carry the last time out against Miami (OH), finishing with 114 yards on 12 carries with three TDs. Warren needs 128 yards on the ground to become UC's 13th 2,000-career yard rusher.
- UC's Top-4 backs are each averaging 4.6 yards per carry or more, including: Ryan Montgomery (7.0), Gerrid Doaks (5.3), Tavion Thomas & Warren (4.6). Warren has all four of the team's rushing TDs this season.
- TE Josiah Deguara has a reception in 16-straight games and is UC's leading receiver with 9 rec. for 141 yds. and two TDs.
- The defense has rung up 23.0 tackles for a loss, 8.0 sacks and five turnovers (3 fumble recoveries & 2 interceptions).
- UC has 2.0 or more tackles for a loss in each of the team's last 146 games.
- S Darrick Forrest leads the team in tackles with 25 stops. He has hit a career-best nine stops in two of three games.

# 2019 CINCINNATI FOOTBALL

## GET CONNECTED:



GoBears  
GoBearsFootball



GoBears  
GoBearsFB / Coach Fick



GoBears  
GoBearsFB



gobears.com  
bears\_fb

## ATHLETICS COMMUNICATIONS

The University of Cincinnati Athletics Communications Office is ready to assist you in every way possible to make the experience of covering UC Athletics productive and rewarding.

**Richard E. Lindner Center • Suite 860**  
**2751 O'Varsity Way • Cincinnati, OH 45221-0021**

SID Phone.....513-556-5191  
Press Box Phone.....513-556-1010  
Website.....GoBEARCATS.com

## COMMUNICATIONS

Ryan Koslen.....Associate AD/Football Contact  
513-497-3132.....Ryan.Koslen@uc.edu  
Andre Foushee.....Assistant AD  
513-556-5182.....Andre.Foushee@uc.edu  
Mollie Radzinski.....Assistant AD  
513-556-0667.....Mollie.Radzinski@uc.edu  
Alex Ryan.....Director  
513-556-5191.....Alex.Ryan@uc.edu  
Drew Weber.....Assistant Director  
513-556-5145.....Drew.Weber@uc.edu  
Megan Coffey.....Video Contact  
513-556-5004.....Megan.Coffey@uc.edu

## MEDIA CREDENTIALS

Requests for official working media credentials should be directed to the UC Sports Communications Office. All requests should be received no later than noon, four days prior to the game. Visit the football page at GoBEARCATS.com to request credentials online. Season credentials will be available for pickup prior to the first game. No credentials will be mailed after Tuesday preceding the game. Thereafter, credentials may be picked up on gameday at the media will call located by gate 6.

## SCOUTING PASSES

Professional scouts may obtain credentials through UC's Sports Communications Office. Scouts will be issued seating in the press box on a space-available basis.

## SIDELINE PASSES

The University of Cincinnati follows NCAA guidelines regarding media representatives on the sidelines. Photographers and videographers are permitted to shoot between the 25-yard lines and the goal lines on both sidelines and behind the restraining line in the end zone.

## PRESS BOX SERVICES

In an effort to become environmental friendly, UC will not print stats during the game with the exception of halftime boxes and postgame books. In-game stats can be found at Cincinnati.StatBroadcast.com. If you require printed stats, please alert a member of the UC athletics communications staff at the end of each quarter and we will bring to you.

Pregame food service is available beginning approximately two hours prior to kickoff, while beverages are available throughout the contest. This service is provided as a courtesy to working media. In addition, concession areas are available within the stadium confines. Wireless internet is available in the press box at Nippert Stadium.

## ON THE WEB

Information on the University of Cincinnati football team is available at [www.GoBEARCATS.com](http://www.GoBEARCATS.com). To receive the UC updates via email, please send a request to Ryan Koslen ([ryan.koslen@uc.edu](mailto:ryan.koslen@uc.edu)). Information on the American Athletic Conference and all member institutions is also available through the league's web site at [www.TheAmerican.org](http://www.TheAmerican.org).

## WEEKLY MEDIA LUNCHEON

UC holds a weekly media luncheon each Tuesday in the second floor Bob Goin Team Room of Richard E. Lindner Center. Lunch is served at 11:30 a.m., selected players are available for one-on-one interviews from 11:45-noon, and head coach Luke Fickell takes the podium at noon. Players will be made available at the discretion of the coaches.

## PRACTICES

During a typical Saturday game week, media may interview players and coaches immediately following practice on Tuesday. Practice is generally closed to the public. Anyone hoping to observe practice should contact UC Sports Communications in advance. Failure to do so may result in an individual's removal from the venue. During regular-season practices, unless otherwise noted, still and television photographers will be allowed to shoot stretching and the first 20 minutes (four periods).

## INTERNET POLICIES

Live updating of websites, blogs and social network feeds is not allowed during practices.

## POSTGAME INTERVIEWS

The UC locker room will remain closed following all football games. Media should request players through UC Sports Communications during the fourth quarter. Media will be allowed to enter the field (for home games) late in the fourth quarter but will not be allowed to conduct interviews with UC football players on the field (home or away). Only the originating television and radio networks will be allowed to conduct interviews on the field.

There will be a 10-15 minute cooling off period between the end of the game and start of the postgame interview sessions. Coach Fickell will address the media in the designated interview area following home games. Players will be brought into the interview area as soon as possible.

Postgame availability on the road will be determined on gameday. Please see football contact Ryan Koslen for details.

## AMERICAN ATHLETIC TELECONFERENCE

The American Athletic Conference will coordinate a weekly teleconference of the league's 12 head football coaches. Media members who wish to access the teleconference should contact Chuck Sullivan at the American Athletic Conference for the phone number. For those who are not able to participate during the live teleconference, an archive of Monday's call will be available on the American Athletic Conference website at [www.TheAmerican.org](http://www.TheAmerican.org), normally within an hour of the call's completion.

Coach Fickell will appear at noon ET each week.

## 2019 QUICK FACTS

### GENERAL INFORMATION

Location.....Cincinnati, OH 45221  
Founded.....1819  
Enrollment.....46,244  
Conference.....American Athletic  
Nickname.....Bears  
Colors.....Red (PMS 186) & Black  
Home Field.....Nippert Stadium  
Surface/Capacity.....UBU Speed Series M6-M/40,000  
President.....Neville G. Pinto, PhD  
Director of Athletics.....Mike Bohn  
Faculty Representative.....Brian Hatch, PhD

### HISTORY

First Year of Football.....1885  
All-Time Record.....619-591-50  
All-Time Bowl Record.....9-9  
Last Bowl.....2018 Military  
Last Bowl Opponent.....Virginia Tech (W, 35-31)

### 2019 TEAM INFORMATION

Basic Offense.....Multiple  
Basic Defense.....Multiple  
Letterwinners Returning/Lost.....53/16  
O | O | ST.....27/8 | 22/8 | 4/0  
Starters Returning/Lost.....17/8  
O | O | ST.....7/4 | 7/4 | 3/0

### 2018 INFORMATION

Overall Record.....11-2  
Home/Road/Neutral.....6-0/4-2/1-0  
American Record/Finish.....6-2/3rd AAC East  
Final Ranking.....24 [AP] | 23 [USA Today]

### COACHING STAFF

Head Coach.....Luke Fickell  
Alma Mater.....Ohio State '97  
Record at UC/Years.....17-11/2  
Career Record/Years.....23-18/3  
Football Office Phone.....(513) 556-4110  
Twitter.....@CoachFick  
Best time to reach coach.....Contact SID  
Defensive Coordinator/LB.....Marcus Freeman  
Offensive Coordinator/TE.....Mike Denbrock  
Special Teams Coordinator/Snipers.....Brian Mason  
Assistant Coaches.....Mike Brown (WR), Ron Crook (OL)  
.....Gino Guidugli (QB), Mike Mickens (CB),  
Doug Phillips (RB), Jon Tenuta (S), Chad Wilt (DL)  
Defensive GAs.....Pat Lambert, Max Bullough  
Offensive GAs.....Alex Huettel, Devon Spalding  
Senior Defensive Analyst.....Colin Hitschler  
Quality Control Assistants.....Josh Sinagoga (Off.)

**collegepressbox.com**  
SINCE 2005 EVERYTHING BUT THE PRE-GAME MEAL

CollegePressBox.com is the official media website for Division I football. Access and download weekly game notes, quotes, statistics, media guides, headshots, logos and more for each conference and its member schools.

Register for access at [collegepressbox.com/register](http://collegepressbox.com/register).

# 2019 CINCINNATI FOOTBALL

## OPPONENT INFORMATION



SEPTEMBER 28, 2019  
HUNTINGTON, W.VA.

### SERIES BUSINESS

Series Record..... Cincinnati leads 8-4-1  
At Cincinnati..... Cincinnati leads 5-2-1  
At Marshall..... Cincinnati leads 2-1  
At Neutral Sites..... Tied, 1-1  
Most UC points..... 40 (UC 40-14, 2007)  
Most MU points..... 38 (MU 38-21, 2017)  
Combined points..... 59 (MU 38-21, 2017)  
Biggest UC win..... 26 (39-13, 1935; 40-14, 2007)  
Biggest MU win..... 28 (28-0, 1937)  
Current streak..... Marshall — 1

### GAME-BY-GAME BREAKDOWN

Year	Site	Score	Winner
1906	Cincinnati	0-0	Tie
1933	Cincinnati	19-0	UC
1934	Cincinnati	7-0	UC
1935	Huntington	39-13	UC
1936	Cincinnati	13-7	UC
1937	Huntington	28-0	MU
1938	Cincinnati	27-9	MU
1946	Cincinnati	39-14	UC
2000	Pontiac, Mich.	25-14	MU
2004	Fort Worth, Texas	32-14	UC
2007	Cincinnati	40-14	UC
2008	Huntington	33-10	UC
2017	Cincinnati	38-21	MU

\* - Paul Brown Stadium

## ABOUT THE THUNDERING HERD

**Head Coach:** Doc Holiday  
**Record (Season at School):** 72-47 (10th)  
**Conference:** Conference USA  
**2018 Record:** 9-4  
**2018 Bowl:** Gasparilla (W, 38-20 vs. USF)  
**Series History:** Cincinnati leads 8-4-1

### PLAYER TO WATCH

Redshirt senior Levi Brown was an all-conference offensive lineman for Marshall in 2018.

### 2019 SCHEDULE

8/31..... VMI  
9/6..... at Boise State  
9/14..... Ohio  
9/28..... Cincinnati  
10/5..... at Middle Tennessee  
10/12..... Old Dominion  
10/18..... at Florida Atlantic  
10/26..... WKU  
11/2..... at Rice  
11/15..... Louisiana Tech  
11/23..... at Charlotte  
11/30..... FIU

## LAST TIME THEY MET

**MARSHALL**  
SEPTEMBER 30, 2017  
NIPPERT STADIUM



	1	2	3	4	F
Marshall	7	17	7	7	38
Cincinnati	0	0	7	14	21

### SCORING PLAYS

**1st 08:39 MAR Yurachek 14 yd pass from Litton (Vedvik kick)**  
10-68 5:02, MAR 7 - CIN 0  
**2nd 12:55 MAR Vedvik 28 yd field goal**  
15-73 7:36, MAR 10 - CIN 0  
**01:38 MAR Johnson 27 yd pass from Litton (Vedvik kick)**  
10-68 4:45, MAR 17 - CIN 0  
**01:27 MAR Yurachek 15 yd pass from Litton (Vedvik kick)**  
1-15 0:07, MAR 24 - CIN 0  
**3rd 08:05 CIN Doaks 2 yd run (Pasley kick)**  
15-75 5:55, MAR 24 - CIN 7  
**01:06 MAR Yurachek 31 yd pass from Litton (Vedvik kick)**  
1-31 0:06, MAR 31 - CIN 7  
**4th 14:15 CIN Warren 27 yd run (Pasley kick)**  
7-78 1:45, MAR 31 - CIN 14  
**09:14 MAR Davis 1 yd run (Vedvik kick)**  
9-75 4:56, MAR 38 - CIN 14  
**03:03 CIN Hawes 18 yd pass from Moore (Pasley kick)**  
6-51 1:49, MAR 38 - CIN 21

	MAR	CIN
FIRST DOWNS.....	22	21
RUSHES-YARDS (NET).....	44-133	26-138
PASSING YDS (NET).....	233	211
Passes Att-Comp-Int.....	34-21-0	45-22-0
TOTAL OFFENSE PLAYS-YARDS.....	78-366	71-349
Fumble Returns-Yards.....	0-0	0-0
Punt Returns-Yards.....	4-1	3-4
Kickoff Returns-Yards.....	4-64	4-71
Interception Returns-Yards.....	0-0	0-0
Punts (Number-Avg).....	5-43.4	7-40.6
Fumbles-Lost.....	2-1	3-3
Penalties-Yards.....	6-85	7-78
Possession Time.....	39:11	20:49
Third-Down Conversions.....	7 of 18	4 of 14
Fourth-Down Conversions.....	2 of 3	1 of 2
Red-Zone Scores-Chances.....	4-4	2-4
Sacks By: Number-Yards.....	0-0	0-0

**RUSHING:** Marshall-DAVIS, Keion 20-93; KING, Tyler 16-28; ANDERSON, Anthony 5-9; LITTON, Chase 2-4; TEAM 1-minus 1. Cincinnati-DOAKS, Gerrid 10-55; WARREN, Michael 5-49; BOONE, Mike 5-17; MOORE, Hayden 5-16; GREENE, Jaalen 1-1.

**PASSING:** Marshall-LITTON, Chase 21-34-0-233. Cincinnati-MOORE, Hayden 22-45-0-211.

**RECEIVING:** Marshall-YURACHEK, Ryan 6-77; WILLIAMS, Marcel 5-57; BRADY, Tyre 4-34; DAVIS, Keion 3-25; JOHNSON, Willie 2-37; KING, Tyler 1-3. Cincinnati-DEGUARA, Josiah 4-30; GRAY, Devin 3-68; HAWES, Javan 3-37; LEWIS, Kahlil 3-24; MEDARIS, Rashad 2-23; ROLLINS, Jerron 2-16; BOOSE, Taylor 2-4; DOAKS, Gerrid 1-7; BOONE, Mike 1-2; GREENE, Jaalen 1-0.

## SIX DEGREES OF SEPARATION

### CONNECTION

- UC HC Luke Fickell and MU RB coach Pepe Pearson were teammates at Ohio State from 1994-96.
- Pearson prepped at Euclid HS in Cleveland, the same program which produced former UC standout Linden Stephens as well as current CB Arquon Bush.
- LS Zach Wood started his career as a preferred walk-on at Marshall, playing in three games in 2016.
- UC MBB coach John Brannen played basketball at Marshall from 1995-97. He was a First-Team All-Southern Conference selection in 1997 and was the 1996 So-Con Tournament MVP. Brannen was recently inducted in Marshall's Athletics Hall of Fame.
- Marshall has seven Ohio natives on its roster, including Cincinnati-area players Rodney Croom (Winton Woods), Milan Lanier (Mount Healthy) and Kendrick Sartor (Princeton).

### LAST TIME AT EDWARDS STADIUM

- UC last played Marshall in Huntington, W.Va. on Oct. 3, 2008, a 33-10 Bearcats victory.
- The game was the first career start for QB Chazz Anderson who threw for 158 yards and accounted for three TDs, one rushing and two passing.
- Anderson started in relief of QB Tony Pike, UC's current sideline reporter for radio broadcasts, who had been injured the previous week at Akron.
- UC's leading tacklers on that day were CB Mike Mickens and LB Torry Cornett with nine stops apiece. Mickens, who also added an interception and two PBUs, is the Bearcats corners coach while Cornett, who had 1.5 TFLs and a PBU, is an academic advisor at UC.
- The game was the first career appearance for UC standout running back Isaiah Pead. Pead ran the ball 11-straight times on the Bearcats final offensive drive.

### BAD TO THE BONE

- Following LB Bryan Wright's strip-sack with 10:28 left in the first half vs. Miami, the UC defense went into lockdown mode.
- Miami tallied 167 yards and 10 points on its first four drives of the game, but on its final nine drives, UC held the RedHawks to 76 yards and three points while also stopping them on their final eight third-down attempts.

### YOUTH OF THE NATION

- Nearly 20 redshirt and true freshmen have seen action for UC early in the season, including six first-year players, S Jacob Dingle, CB Ahmad Gardner, CB Justin Harris, LB Brody Ingle, RB Ryan Montgomery and WR Tre Tucker.

### READY TO START

- Defensively, Cincinnati has not allowed points to be scored this year on any of the opening drives in the first and second half of a game. In the opponent's first possession of the first half, UC has forced one fumble and two punts. In the second half, the first possessions ended in an interception and two punts. Conversely, on the offensive side, UC has scored twice on its opening six possessions, both in the second half with touchdowns against UCLA and Miami. The other four possessions ended in punts.

## 2019 CINCINNATI FOOTBALL

### FOR WHOM THE BELL TOLLS

- With the win over Miami (OH), Cincinnati pulled to within one game of tying the all-time series with Miami as the RedHawks lead, 59-58-7.
- Miami has been tied for or held the series lead since 1916 and the series was last tied in 1953.
- The Bearcats also closed in on tying the series when it is played in Cincinnati as MU leads, 44-42-5.
- UC has won 14 in a row in the Battle for the Victory Bell.

### ANOTHER BRICK IN THE WALL

- Throwing the Ohio State game out, because the Buckeyes are pretty good, UC's defense has stood out in home games against UCLA and Miami (OH).
- In its two home games, the Bearcats have surrendered 27 points, 425 yards of total offense (126 rushing & 299 passing). Opposing QBs have completed 40% of their passes (18-of-44) for two TDs.
- The defense has tallied 23.0 TFL and 7.0 sacks.

### A THOUSAND MILES

- Late in the third quarter against Miami (OH), QB Desmond Ridder connected with WR Thomas Geddis on a 62-yard TD pass, UC's longest play of the year, the longest scoring play of the year and Geddis' career-long reception. The previous long was a 52-yard pass from Ridder to Alec Pierce against UCLA.
- Geddis' TD was his first in almost one year as his last score came September 15, 2018, on a 29-yard pitch-and-catch with Ridder against Alabama A&M.

### NO TIME

- Heading into the Miami (OH) game, UC had scored on four possessions with the quickest score taking 2:43 off the clock. Starting with the final score of the first half, the Bearcats put together three quick drives of under two minutes, all of which resulted in touchdowns. Warren ran for eight yards to cap a 1:59 drive right before halftime. The quickest scoring drive was updated to 1:42 in the third quarter when Geddis reeled in a 62-yard strike from Ridder. The time was lowered once again on the next drive when Warren broke off a 72-yard scamper to the house in a drive lasting 0:47.

### LIGHT 'EM UP

- After being shutout at Ohio State, the Bearcats rebounded with their largest amount of points in a game this year. That came after a slow start in which UC trailed, 10-0, following the first quarter. From there, the Bearcats scored 28 in a row with RB Michael Warren II's rushing touchdown at the start of the second quarter snapping a scoreless streak of five quarters.

### YELLOW LEDBETTER

- UC has been its own worst enemy through three games and sits among the most penalized teams in the country.
- The Bearcats have racked up 31 penalties, 10 vs. UCLA and @ Ohio State and 11 vs. Miami (OH), averaging 85.3 penalty yards per game.

### DRIVE IN DRIVE OUT

- UC's first scoring drive of the game against Miami (OH) – an 8-yard rushing score in the second quarter by RB Michael Warren II – covered 77 yards in 12 plays and took 4:30 off the clock. That was the longest drive of the season in relation to the number of plays. The previous high was a pair of 10-play drives against UCLA.
- In the third quarter, Ridder connected with WR Thomas Geddis for a 62-yard for the longest scoring play and the longest overall play of the year.
- On the next drive, Warren broke a 72-yard run for a score, marking the longest play overall, longest rush of the year and the longest scoring play of the year.

### DON'T CALL IT A COMEBACK ...

- The comeback from an early 10-point deficit against Miami (OH) was the 11th come-from-behind win under Head Coach Luke Fickell.
- UC put together seven come-from-behind wins in 2018, earning victories after facing deficits at UCLA (10), vs. Ohio (21), vs. Tulane (4), at SMU (2) and vs. Virginia Tech in the Military Bowl (3).
- The Bearcats had three comebacks in 2017, winning after trailing by 11 at Miami (OH), three at Tulane and seven against UConn.

### THROWING IT ALL AWAY

- For the third game in a row this year, the UC defense forced at least one fumble and, for the second time, recovered at least one fumble as well. The Bearcats forced UCLA into a pair of fumbles, recovering both, before forcing two against Ohio State. Today, UC forced one fumble and recovered it as well.
- UC has forced a turnover in six-straight games, dating back to the UCF game on Nov. 17, 2018.

### TRUCKIN'

- RB Michael Warren II finished the Miami (OH) game with 113 yards on the ground with three scores while also pulling in five catches for 45 yards. His three scores on land ties his career-high that he set twice last year (at UCLA, vs. USF) and marks his eighth career game with two or more rushing TDs in a game. He also now has eight career games of 100-yards on the ground.
- Warren broke the century mark with the aid of a 73-yard scoring run, which stands as his second longest carry behind an 81-yard jaunt last year. For his career, Warren has tallied 24 rushing touchdowns and is tied for fifth on the program's career Top 10 ledger with both Mike Boone (2014-17) and Reggie Taylor (1983-86).
- In UC's past two meetings with Miami, Warren has been nearly unstoppable, averaging almost five yards per carry (4.9), tallying 204 yards on 41 carries with five touchdowns after amassing 113 yards and three TDs in 2019 and 91 yards and two scores last year in a monsoon at Paul Brown Stadium.

### PUTTING A WRAP ON IT

- A number of defenders had career bests against Miami (OH) including: S Darrick Forrest (tied CH w/9 tackles), DE Ethan Tucky (6 tackles), S Taj Ward (4 tackles), DTs Elijah Ponder and Jabari Taylor (3 tackles) and S Nate Dingle (2 tackles).

### OH CAPTAIN, MY CAPTAIN

- OL Chris Ferguson, OL Morgan James and LB Perry Young were elected by their teammates to represent the Bearcats as captains in 2019. TE Josiah Deguara and LB Bryan Wright have served as game captains.

### CINCINNATI [2-1]

Team Statistics	CIN	OPP
Points/Game	19.7	23.0
First Downs	59	57
Rushing/Game	172.0	132.0
Passing/Game	198.0	179.0
Total Offense/Game	370.0	311.0
Fumbles-Lost	3-2	5-3
Pen./Yds per Game	31/85.3	19/46.7
Time of Possession	33:19	26:41

### INDIVIDUAL LEADERS

RUSHING	Att	Net	Avg	TD	YPG
Warren	48	220	4.6	4	73.3
Thomas	27	123	4.6	0	61.5

PASSING	C-A-I	Pct.	Yds	TD	YPG
Ridder	45-76-3	59.2	594	4	198.0

RECEIVING	Rec	Yds	Avg	TD	YPG
Deguara	9	141	15.7	2	47.0
Pierce	8	169	21.1	0	56.3

DEFENSE	U-A-TT	TFL	Sck.	Int.	PBU
Forrest	16-9-25	0.5	0.0	0	2
Wright	9-7-16	3.	2.0	0	1

### MARSHALL [2-1]

Team Statistics	MAR	OPP
Points/Game	32.0	20.7
First Downs	68	57
Rushing/Game	233.7	144.7
Passing/Game	200.7	232.7
Total Offense/Game	434.3	377.3
Fumbles-Lost	2-2	4-2
Pen./Yds per Game	16/47.7	14/33.7
Time of Possession	29:39	30:21

### INDIVIDUAL LEADERS

RUSHING	Att	Net	Avg	TD	YPG
Knox	36	247	6.9	4	82.3
Evans	24	133	5.5	0	44.3

PASSING	C-A-I	Pct.	Yds	TD	YPG
Green	45-73-2	61.6	500	6	166.7

RECEIVING	Rec	Yds	Avg	TD	YPG
Gammage	8	122	15.2	1	40.7
Gaines	8	93	11.6	2	31.0

DEFENSE	U-A-TT	TFL	Sck.	Int.	PBU
Beckett	11-20-31	1.0	0.0	0	1
Johnson	10-9-19	0.0	0.0	0	0

### NCAA TEAM RANKINGS

Category	CIN	MAR
Total Offense	95	57
Rushing Offense	63	26
Passing Offense	102	98
Team Passing Efficiency	86	54
Scoring Offense	117	60
Total Defense	34	68
Rushing Defense	53	66
Passing Yards Allowed	24	73
Team Passing Effic. Def.	75	66
Scoring Defense	t-53	41
Turnover Margin	t-59	t-59
3rd Down Conversion Pct	98	62
4th Down Conversion Pct	t-51	t-122
3rd Down Conversion Pct Def.	93	t-109
4th Down Conversion Pct Def.	t-1	t-30
Red Zone Offense	130	t-97
Red Zone Defense	t-16	t-16
Net Punting	59	54
Punt Returns	30	4
Kickoff Returns	71	77
First Downs Offense	110	t-96
First Downs Defense	26	t-26
Fewest Penalties Per Game	129	t-33
Time of Possession	21	72



## 2019 CINCINNATI FOOTBALL

### FAMILY TIES

This year's roster includes nine Bearcats who followed in family footsteps to play for UC.

### BROTHER PLAYED AT CINCINNATI

Jackson Bruscianelli - Franklin (LB, 2013-16)  
Kevin Mouhon - Silverberry (DE, 2011-15)  
Rashad Medaris - Anthony McClung (WR, 2010-13)

### FATHER PLAYED AT CINCINNATI

Jackson Bruscianelli - Jack (LB, 1988-89)  
Wilson Huber - Daryl (TE, 1985-88)  
Jacob Dingle - Nate (LB, 1990-93)  
Mick Oakes - Pat (DL, 1993-95)  
Collin Widecan - John (UC FB Ops, 1989-present)  
Colin Woodside - Ray (OL, 1990-93)

### NFL TIES

Cincinnati boasts three players on the roster who had immediate family members play in the NFL.

Coby Bryant - Brother Christian (2015-17)  
Jacob Dingle - Father Nate (1995-97)  
RJ Potts - Father Roosevelt (1993-98)

### CAN I GRADUATE?

Thirteen UC players have already earned their college degree, the third-straight year double-digit graduates will take the field as seniors. Tinashe Bere, Sam Crosa, Josiah Deguara, Chris Ferguson, Alex Heil, Morgan James, Cam Jefferies, Ryan Jones, Bruno Labelle, Kevin Mouhon, Jake Sopko, Zach Wood and Bryan Wright have their degrees.

### TOP-10 CROWDS AT NIPPERT STADIUM

DATE	ATT.	OPPONENT	RESULT
10/24/15	40,140	UConn	W, 37-13*
10/01/15	40,101	Miami (Fla.)	W, 34-23*
09/15/16	40,015	Houston	L, 40-16*
09/05/15	39,095	Alabama A&M	W, 52-10
09/24/16	38,112	Miami (OH)	W, 27-20
09/12/15	38,112	Temple	L, 34-26
08/29/19	38,032	UCLA	W, 24-14
11/03/17	36,318	Navy	W, 42-0
08/31/13	36,007	Purdue	W, 42-7*
09/14/19	35,526	Miami (OH)	W, 35-13

\*-Sellouts

### BEARCATS INSIDER ON FOX SPORTS OHIO

- Bearcats Insider, a show on FOX Sports Ohio covering UC Athletics debuted in August 2018.
- The 30-minute show airs weekly on FSO as hosts Dan Hoard and former Bearcats quarterback Tony Pike discuss the most recent game and upcoming matchup as well as feature interviews with coaches and players.
- New episodes will air Wednesdays; check local listing for times and replays.

### DOUBLE DUTY

- UC radio voice Dan Hoard also serves as the play-by-play man for the NFL's Cincinnati Bengals, making him part of a select group.
- Hoard joins Bill Hillgrove (Pittsburgh Panthers & Steelers) and Gene Deckerhoff (Florida State/Tampa Bay Buccaneers) as the only broadcasters in the country to handle radio play-by-play duties for both an NCAA FBS and NFL team.
- ESPN CFB commentators Dave Pasch (Arizona Cardinals) and Bob Wischusen (NY Jets) are NFL play-by-play radio voices.

### PAPA'S GOT A BRAND NEW BAG

- Michael Pitts and Malik Vann each recorded 2.0 sacks and MLB Bryan Wright added 1.0 to give the Bearcats 5.0 sacks vs. Miami (OH). The trio combined for 41 yards of losses with those five sacks as well.
- Under Luke Fickell, this is the third time the Bearcats have posted five quarterback sacks in a single game after doing so last year at UCLA and at home against Navy with today's loss yardage the most of those three games following 37 yards against the Midshipmen and 25 from the Bruins.
- Dating back to 2001, the 5.0 sacks vs. Miami (OH) ties for the 11th-most in single game. And, since 2009, the Bearcats have sacked a Miami quarterback 5.0 or more times in a single game now five times, including 10.0 in 2014 and 5.0 in 2013, 2016 and 2019.

### 25 OR 6 TO 4

- WR Alec Pierce had a number of career highs at Ohio State with his four receptions for 93 yards.
- He tied his previous career best of two receptions with two catches in the first quarter.
- Pierce had receptions of 25, 8, 14 and 46 yards. The 46-yard effort was just off his career long of 52 yards.
- In three games, he has eight catches for 169 yards and a 21.1 yards per catch average.

### TRUCK YEAH

- Junior RB Michael Warren II was named to the 2019 preseason watch lists for the Doak Walker and Maxwell Awards during the 2019 preseason.
- Warren, a Second-Team All-AAC honoree in 2018, rushed for 1,329 yards in 12 games.
- He had the third-best, single-season rushing total in UC history and set school records for overall TDs (20) and rushing TDs (18). He was the third rusher in school history with seven 100-yard games and was the first with four in-a-row since 1998.
- Warren was the MVP of the Military Bowl, rushing for a UC bowl record and career best 166 yards along with two scores. His 81-yard TD run against Tulane was the second-longest scoring run in program history and the longest rushing score since 1953.
- He is on pace to become the 13th UC player in history to eclipse 2,000-career rushing yards and the first since Isaiah Pead (2008-11).
- Warren has 24 career rushing TDs and 26 overall TDs, ranking t-5th and t-6th in the record book, respectively. DeMarco McCleskey (1998-2002) (37 rush/41 total) leads both categories.
- He has 1,873 career yards, needing 128 to break 2,000.

### UC'S CAREER 2,000-YARD RUSHERS

YDS	NAME	YEARS
4,242	Reggie Taylor	1983-86
3,487	DeMarco McCleskey	1998, 2000-02
3,288	Isaiah Pead	2008-11
2,998	Allen Harvin	1978-82
2,963	David Small	1991-93
2,786	Robert Cooper	1996-99
2,498	James Bettis	1978-81
2,250	Mike Boone	2014-17
2,223	Al McKinney	1985-88
2,197	Reggie Harrison	1971-73
2,053	Richard Hall	2002-04
2,033	Steve Cowan	1969-71
<b>1,873</b>	<b>Michael Warren II</b>	<b>2017-</b>

### BLUE SKY MINE

- P James Smith looks to continue his strong kicking performance into the 2019 campaign.
- Smith was a finalist for the 2018 Ray Guy Award, a First-Team All-AAC selection and three-time All-America honoree (FWAA & Phil Steele - 2nd, AP - 3rd) in 2018.
- The Bearcats led the American in net punting and punt return defense, finishing No. 2 and No. 23 in the NCAA FBS, respectively.
- Smith averaged 46.6 yards per punt, ranking fourth in the NCAA FBS and setting the second-best punting season in UC history, just off Kevin Huber's school record mark of 46.9 ypp from 2007.
- Smith had a career-long kick of 72 yards at Temple, dropped 25 kicks inside the 20, had 16 boots of 50 yards or more and has only recorded one career touchback.
- Smith hails from Wangaratta, Australia, which is a mere 9,683 miles from Cincinnati. He grew up playing Australian Rules FB, is a product of Prokick Australia.

### CAREER PUNTING RECORDS

RK	AVG.	NAME	YEARS
1.	45.47	Kevin Huber	2005-08
<b>2.</b>	<b>43.90</b>	<b>James Smith</b>	<b>2017-</b>
3.	42.60	Pat O'Donnell	2010-12

### SHUT OUT THE LIGHT

- UC was blanked 42-0 at No. 5 Ohio State on Sept. 7, the first shutout since a 38-0 loss to West Virginia on Nov. 9, 2005, a span of 170 games.
- The road shutout was not the most lopsided for UC, but it does fall on the same day as that instance as UC lost at Penn State, 81-0, on Sept. 7, 1991.

### THE SOUND OF SILENCE

- QB Desmond Ridder looked every part of his 2018 AAC ROTY self against UCLA, but was missing something ...
- The sophomore signal caller lost his voice early in the second quarter, forcing UC to go to non-verbal signals.
- UC practices daily with loud music playing, like many other teams, forcing regular work on similar issues.
- He had a solid opener, completing 12 of his first 16 passes and going 4-5 on 3rd-down attempts for first downs.
- He finished the game 18-of-26 for 242 yards, two TDs, an interception and 34 yards rushing.

### PLACE AT THE TABLE

- LB Darrian Beavers, OL Jeremy Cooper, S Ja'Von Hicks, OL Lorenz Metz, WR Alex Pierce, DT Elijah Ponder, DE Myjai Sanders and DT Jabari Taylor all made their first UC starts against UCLA.
- Beavers previously started five career games at UConn and the rest made their first collegiate starts.

### RUNNIN' DOWN A DREAM

- Just before halftime against UCLA and following an interception by QB Desmond Ridder, TE Josiah Deguara made a TD-saving tackle after a 66-yard INT return.
- HC Luke Fickell said: "What you saw from us is who we really are. A team that can fight it out and grind it out and find a way to be successful. I think the greatest epitome of that might just be the play right before the half. To see Josiah Deguara run 60 or so yards, never give up, get a guy down and give us the opportunity to not lose complete momentum of the entire game. That's what we pride ourselves on. It will be the first play we watch (on tape) as a team. Some of those guys won't want to watch it, but the reality is it's how we learn, how we learn from what effort and attitude really is."

# 2019 CINCINNATI FOOTBALL

## AMERICAN ATHLETIC CONFERENCE STANDINGS

EAST SCHOOL	AMERICAN		OVERALL					
	CONF	CPCT.	OVERALL	PCT.	HOME	AWAY	NEUTRAL	STREAK
UCF	0-0	0.000	3-1	0.750	2-0	1-1	0-0	L1
Temple	0-0	0.000	2-1	0.667	2-0	0-1	0-0	L1
Cincinnati	0-0	0.000	2-1	0.667	2-0	0-1	0-0	W1
UConn	0-0	0.000	1-2	0.333	1-1	0-1	0-0	L2
USF	0-0	0.000	1-2	0.333	1-1	0-1	0-0	W1
ECU	0-1	0.000	2-2	0.500	2-0	0-2	0-0	W1

WEST SCHOOL	AMERICAN		OVERALL					
	CONF	CPCT.	OVERALL	PCT.	HOME	AWAY	NEUTRAL	STREAK
Navy	1-0	1.000	2-0	1.000	2-0	0-0	0-0	W2
Tulane	1-0	1.000	3-1	0.750	3-0	0-1	0-0	W2
SMU	0-0	0.000	4-0	1.000	2-0	2-0	0-0	W4
Memphis	0-0	0.000	3-0	1.000	2-0	1-0	0-0	W3
Tulsa	0-0	0.000	2-2	0.500	1-1	1-1	0-0	W1
Houston	0-1	0.000	1-3	0.250	1-1	0-2	0-0	L2

### CROWD CHANT

- UC had 38,032 in the house for the season opener against UCLA, including one of the largest student crowds in school history as the Bearcats Ruckus was packed until the clock hit zero.
- It was the seventh-largest crowd in school history and best-attended game since 2016 vs. Miami [OH].

### PLAY IT AGAIN ...

- TE Josiah Deguara picked up right where he left off in 2018.
- The senior put UC's first points of the season on the board in the first quarter with a 16-yard TD catch from QB Desmond Ridder.
- Deguara finished the game with a team-leading four receptions for 53 yards and a score.
- He has a reception in 16-straight games and the TD was the sixth of his career.

### THE NEW ISLAND OF MISFIT TOYS

- As was the case in 2018, there's a story behind the makeup of UC's offensive line.
- The starting five in the first game consisted of LT Lorenz Metz, LG Jeremy Cooper, C Jakari Robinson, RG Morgan James and RT Chris Ferguson.
- Metz is a German with two years of club football experience prior to coming to UC in January 2018.
- Cooper is a RS freshman who played in four games in 2018.
- Robinson was thrust into the lineup a year ago after Garrett Campbell was injured at UConn.
- James is a 29-year old former hockey player who didn't play football prior to joining UC as a walk-on.
- Ferguson is a sixth-year senior from the Bahamas who played a year of HS football and never set foot on the field at UC until the 2018 opener at the Rose Bowl where he started and hasn't come off the field since.

### FIRST TIME ON THE CHARTS

- WR Alec Pierce made his first career catch a memorable one, hauling in a 52-yard heave from QB Desmond Ridder in the first quarter.
- The completion set up UC's first score of the day, a 16-yard TD from Ridder to TE Josiah Deguara.

### SPEED OF SOUND

- Freshman WR Tre Tucker had a 28-yard kickoff return in the season opener, the state champion track athlete's first collegiate appearance.
- Tucker's PRs of 10.41 in the 100m and 6.80 in the 60m would both rank No. 4 all-time in UC's TF record book.

### STEALING PEOPLE'S MAIL

- UC's defense came up with four turnovers against UCLA with two fumble recoveries (Marcus Brown/JaVon Hicks) and two interceptions (Hicks & Perry Young).
- There were firsts all around it was the first recovery for both Brown and Hicks and the first interception for both Hicks and Young.

### KICK IN THE DOOR

- K Sam Crosa scored his first points for the Bearcats making a field goal and three extra points against UCLA.
- The graduate transfer arrived at UC in the summer of 2019 from Western Illinois and won the job in training camp by virtue of his consistency. For his career, Crosa is 21-16 on field goals and 77-82 on PATs.

### THE GRAND RETURN

- RB Ryan Montgomery had a number of career highs against Miami [OH], setting marks for rush attempts (5), rushing yards (35), longest rush (26), punt returns (5) and punt-return yards (57).
- He was a standout prep at Franklin HS outside of Dayton where the highly-touted RB had almost 2,700 yards rushing and 47 TDs his last two seasons as a prep. He originally committed to UC in 2018 but deferred his enrollment to the 2019 class due to an injury.

### M\*A\*S\*H\* 513

- UC was bitten by the injury bug late in training camp as DE Blake Bacevich (leg), RB Charles McClelland (knee), S James Wiggins and OL Colin Woodside (knee) all suffered season-ending injuries.

### INTO THE WOODS

- S Darrick Forrest has been a model of consistency since entering the starting lineup a year ago and led UC with nine tackles against UCLA.
- He tallied 49 tackles a year ago and has made at least one tackle in each of the last 17 games.

### DON'T STOP ME NOW

- UC DC/LB coach Marcus Freeman was named one of the nation's Top-40 assistant coaches to watch in 2019 by The Athletic's Bruce Feldman.
- The Bearcats third-year defensive coordinator engineered one of the top defenses in the nation a year ago as UC led the American Athletic Conference in total defense, scoring defense and rushing defense in 2018, finishing No. 9 in the FBS in scoring defense.

## GLANCING AT THE RECORD

	2019	STK	SINCE '07
Overall	2-1	W1	102-54
Home	2-0	W8	57-19
Road	0-1	L2	39-30
Neutral	0-0	L3	5-5
Conference	0-0	W1	54-35
Home	0-0	W5	29-15
Road	0-2	L1	24-20
Non-Conference	1-1	W1	47-18
Home	2-0	W5	30-3
Road	0-1	L1	13-11
Neutral	0-0	W1	5-5

## AROUND THE AMERICAN

### SATURDAY, SEPTEMBER 28

Georgia Tech at Temple (3:30 p.m., CBSSN)  
 SMU at USF \* (4 p.m., ESPN2)  
 Cincinnati at Marshall (5 p.m., CBSSN on Facebook)  
 ECU at Old Dominion (6 p.m., ESPN+)  
 UConn at UCF \* (7 p.m., ESPN2)  
 Houston at North Texas (8 p.m., CBSSN on Facebook)

### THURSDAY, OCTOBER 3

Temple at ECU \* (8 p.m., ESPN)

### FRIDAY, OCTOBER 4

UCF at Cincinnati \* (8 p.m., ESPN)

## CINCINNATI IN THE AMERICAN/NCAA RANKINGS

CATEGORY	AAC	FBS
Total Offense	9	95
Rushing Offense	8	63
Passing Offense	6	102
Team Passing Efficiency	8	86
Scoring Offense	11	117
Total Defense	5	34
Rushing Defense	4	53
Passing Yards Allowed	4	24
Team Passing Effic. Def.	10	75
Scoring Defense	t-6	t-53

## PRESEASON PICK-EM

### AMERICAN CHAMPIONSHIP

SCHOOL	POINTS
UCF .....	12
Cincinnati .....	8
Memphis .....	6
Houston .....	4

### EAST DIVISION

SCHOOL (FIRST-PLACE VOTES)	POINTS
1. UCF (19) .....	169
2. Cincinnati (11) .....	157
3. USF .....	107
4. Temple .....	101
5. ECU .....	66
6. UConn .....	30

### WEST DIVISION

SCHOOL (FIRST-PLACE VOTES)	POINTS
1. Memphis (15) .....	165
2. Houston (14) .....	162
3. Tulane .....	108
4. SMU (1) .....	87
5. Navy .....	70
6. Tulsa .....	38

## 2019 CINCINNATI FOOTBALL

### TOUGH SLEDDING EARLY

- The Bearcats face a daunting early-season schedule, with its five of its first six opponents earning bowl eligibility in 2018 with a combined record of 51-26.
- Only two other schools in the American Athletic Conference will feature an opening six-game slate against teams with a combined opponents record above .500 and both are in the AAC West Division, Houston (55-22) and Tulane (41-34).

### CROWD CHANT

- UC has rung up 400 or more yards of total offense in 11 of its last 14 games and eight in-a-row at Nippert Stadium.
- UC totaled 420 yards vs. Miami, 417 vs. UCLA, 462 vs. VT, 641 vs. ECU, 432 vs. USF, 451 vs. Navy, 477 at SMU, 446 vs. Tulane, 659 at UConn, 424 vs. Ohio and 741 vs. AAU.

### THE FIRST CUT IS THE DEEPEST

- Never let the toughness of LS Zach Wood be questioned.
- Wood underwent surgery for appendicitis prior to the Alabama A&M game in 2018, only missed a week and was medically cleared prior to the Ohio game a week later and snapped with no problem.

### GUESS WHAT'S BACK?

- UC returned more than 85% of its roster, over 5,000 yards of total offense, 10 of its Top-15 tacklers and 14 starters from the 2018 squad. On the coaching staff, the Bearcats will return all three coordinators for the first time in over a decade.

### NEW FACES - COACHES

- WR Coach Mike Brown and DL Coach Chad Wilt joined the staff during the offseason, replacing Joker Phillips (Maryland) and Steve Stripling (retirement), respectively. Brown was previous on staff at his alma mater, Liberty, after a standout playing career and three years in the NFL with the Jacksonville Jaguars. Wilt came to UC from Army West Point where ehe helped coach the Black Knights to 29 wins from 2016-18 with three wins over arch-rival Navy, three postseason bowl wins and a pair of Commander in Chief's Trophies.

### NEW FACES - PLAYERS

- UC added a number of transfers, including: LB Darrian Beavers (UConn), S Bryan Cook (Howard), K Sam Crosa (Western Illinois), OL James Hudson (Michigan), S Kyriq McDonald (Alabama), WR Garyn Prater (Ohio State) and WR Blue Smith (Ohio State).
- Crosa (grad transfer) earned the starting kicker job. Beavers, McDonald and Smith received immediate-eligibility waivers, Prater is immediately-eligible as a walk-on-transfer and Cook and Hudson will sit out this season.

### DON'T STOP ME NOW

- LB Perry Young has returned from a torn ACL suffered against Navy last year. Young earned First-Team All-AAC honors despite only playing eight games.
- One of the leaders of UC's defense, he had a season-high nine tackles twice, against Tulane and at Temple and also totaled 2.5 tackles for a loss and a 27-yard fumble return. UC's defense led the American in total defense, scoring defense and rushing defense, finishing no. 9 in the FBS in scoring defense.

### THOUSAND-YARD STARE

- RB Michael Warren II became UC's 11th 1,000-yard rusher in 2018, the first since George Winn in 2012 (1,334).
- Reggie Taylor achieved the feat three times (1984-86) and James Bettis (1980-81), Allen Harvin (1978, 1982), David Small (1991-93) and Isaiah Pead (2010-11) all did it twice.
- Warren tallied 1,329 yards and a school-record 19 TDs.
- Warren's 2018 effort was the third-best tally in school history behind DeMarco McCleskey's 1,361 yards in 2002 and George Winn's 1,334 yards in 2012.

#### UC's 1,000-YARD BACKS

YEAR	NAME	ATT	YDS	YPR	TD
1970	Steve Cowan	239	1,197	5.0	9
1978	Allen Harvin	233	1,283	5.5	6
1980	James Bettis	212	1,106	5.2	2
1981	James Bettis	246	1,226	4.9	6
1982	Allen Harvin	191	1,161	6.1	5
1984	Reggie Taylor	198	1,021	5.2	8
1985	Reggie Taylor	264	1,112	4.2	3
1986	Reggie Taylor	256	1,325	5.2	11
1991	David Small	198	1,004	5.1	4
1993	David Small	223	1,179	5.3	17
1999	Robert Cooper	228	1,245	5.5	7
2002	DeMarco McCleskey	315	1,361	4.3	15
2004	Richard Hall	210	1,012	4.8	6
2010	Isaiah Pead	157	1,029	6.6	6
2011	Isaiah Pead	237	1,259	5.3	12
2012	George Winn	243	1,334	5.5	13
2018	Michael Warren II	244	1,329	5.4	19

### IMPACT OF THE 2018 REDSHIRT RULE

- New NCAA legislation a year ago permitted teams to play true freshmen in up to four games while allowing them to retain first-year eligibility. UC took full advantage of the rule with 15 student-athletes seeing some playing time in 2018, including J Blake Bacevich, LS Blake Bammann, QB Ben Bryant, CB Arquon Bush, OL Jeremy Cooper, WR Wyatt Fischer, OL Lorenz Metz, LB Mick Oakes, OL Dylan O'Quinn, WR Yanez Rogers, OL Colin Truett, LB Ty Van Fossen, CB Taj Ward, TE Josh Whyte and OL Colin Woodside.

### COME AS YOUR ARE

- LB Joel Dublanko was UC's top special teams player in 2018, recording nine stops on kickoff and punt coverage.
- Dublanko recorded 27 stops on the season also seeing time at middle linebacker. He is a native of Aberdeen, Washington, a mere 2,416 miles from Cincinnati.

### FOLSOM PRISON BLUES

- TE Josiah Deguara put together a career season in 2018 which culminated in Second-Team All-AAC honors.
- Deguara, from Folsom, California, was UC's second-leading receiver on the year with 38 receptions for 468 yards and five touchdowns. Those numbers are the best for a UC tight end since Travis Kelce finished with 45 receptions for 722 yards and 8 TDs in 2012. Deguara entered the season with 15 catches for 145 yards and no scores. He had a career-best 112-yard day with a TD at UConn, had a reception in every game and caught three or more balls in seven games.
- He took part in the 2019 NCAA Career in Sports Forum this summer (June 6-9) in Indianapolis, Ind. Nearly 200 student-athletes nationwide were invited to learn and explore potential careers in sports.

### OPPORTUNITY KNOCKS

- Chris Ferguson scooped a fumble vs. Tulane in 2018 and ran for six yards his first recovery and offensive yards.
- A senior from Nassau, Bahamas, he had never played a down of football for UC prior to the 2018 opener at UCLA and started 12 games a year ago at right tackle.
- Ferguson has played both OL and DL during his UC career. Born in the Bahamas, he moved to Orlando, at the age of 18, was originally a basketball player and had only one HS football season before coming to UC.

### STUCK IN THE MIDDLE WITH YOU

- LB Bryan Wright made the move to middle linebacker in 2018 after previously playing at DE.
- He made 13 starts and totaled 55 tackles, which ranked third on the squad.
- Wright had a career day in the opener at UCLA, finishing with 3.0 tackles for a loss, 2.0 sacks and a forced fumble to earn AAC Defensive Player of the Week honors.
- He totaled a career-best nine tackles against Ohio, finished with eight at SMU, had six stops against Tulane and made five tackles and recovered a fumble in the Military Bowl win over Virginia Tech.
- In 2017, he made six starts, recording 15 tackles and 2.5 TFLs, before suffering a season-ending shoulder injury.
- Wright was a prep QB at Howard HS in Wilmington, Delaware where he also played on a state championship basketball team.

OPPONENT	TIME	TV	LENGTH	ATT.	HALF	FINAL	COIN TOSS	KICKOFF/RECEIVE	1ST UC POSS.	1ST OPP. POSS.	HELMET	JERSEY	PANTS
UCLA	7 p.m.	ESPN	3:18	38,038	UC 10-7	UC 24-14	Lost	Receive	Punt	Fumble	Black	Black	Black
@ Ohio State	Noon	ABC	3:04	104,089	OSU 28-0	OSU 42-0	Won	Defer	Punt	Punt	White	White	White
MIAMI (OH)	Noon	ESPNU	3:22	35,526	UC 14-10	UC 35-13	Won	Defer	Punt	Punt	White	Red	Red
@ Marshall													
UCF *													
@ Houston *													
TULSA *													
@ ECU *													
UCONN *													
@ USF *													
TEMPLE *													
@ Memphis *													

## 2019 CINCINNATI FOOTBALL

### SUPERFREAK

- S James Wiggins was a Second-Team All-AAC honoree in 2018 after tallying 54 tackles and four interceptions while showing a big-play flair in the secondary.
- He started his season by earning a spot on Bruce Feldman's annual list of the freakiest athletes in college football and showed it on the field with four game-changing interceptions.
- His first career interception was in the second quarter of the opener at UCLA, which led to a Warren TD, giving UC a lead it would not relinquish.
- Interception No. 2 came in the waning minutes against Ohio when he jumped a route on the goal line to end the Bobcats scoring threat and seal the win for UC.
- Wiggins' third interception came in overtime at SMU, an 86-yard interception return for a TD which gave UC its first extra-period win since 2008. The 86-yard run back was the fourth longest in school history and longest since current UC CB coach Mike Mickens had a 79-yard INT return for a TD against USF in 2007.
- His final interception of the year came late in the fourth quarter of the Military Bowl when he tracked down a Hokies pass to seal UC's first bowl win since 2012.
- Wiggins finds himself on the watch list for the Nagurskia and Thorpe awards and was named to Feldman's CFB Freaks list for the second-straight season.
- He will miss the 2019 season due to injury.

### FORMER BEARCATS ON STAFF

- QB coach Gino Guidugli and CB coach Mike Mickens are not the only former Bearcats on the coaching staff. OL coach Ron Crook had a previous stint at UC, while Pat Lambert (defensive GA) played for the Red & Black.

### GET OFF MY LAWN

- OL Morgan James enters his final CFB season as a 29-year old, the graybeard of the Bearcats roster.
- James does not have the traditional background of a college football player. He did not play in high school and spent time after graduation playing hockey in the Southern Professional Hockey League.
- The big man was an enforcer on ice. His first exposure playing football came when he joined the Bearcats during training camp in the fall of 2015.

### MEN WITHOUT HATS

- TE Bruno Labelle, a native of Quebec, Canada, had a dream of playing NCAA FBS football since he was young.
- Discovered by the Bearcats during a summer prospect camp, Labelle earned a scholarship offer and enrolled at UC in January 2016, going through spring ball.

### RIGHT HERE, RIGHT NOW

- Head Coach Luke Fickell, in his third year at UC, was named the 2018 AAC Coach of the Year after leading UC to its third 11-win season in school history.
- He was a semifinalist for the George Munger Award and tabbed for the watch lists for the Dodd Trophy and Paul "Bear" Bryant Coach the Year awards.

### MOVIN' ON UP

- Twelve UC student-athletes started the career as walk-ons and have been elevated to scholarship players since Head Coach Luke Fickell's arrival in late 2016.

**2016:** Garrett Campbell & Sheldon Doss

**2017:** Morgan James, Ryan Jones, Rashad Medaris, Ethan Tucky, Collin Widecan & Zach Wood

**2018:** Alex Heil, Joe Schröder & Nick Staderman

### HOMEGROWN

- Since Head Coach Luke Fickell's arrival in Cincinnati in late 2016, the recruiting focus has shifted to the State of Cincinnati, a 50-mile radius around campus along with a 300-mile radius which covers Ohio and more.
- During Fickell's first spring in 2017, 11 scholarship players hailed from Ohio and entering the 2019 campaign, the number has jumped to 40 Ohio scholarship players.

### THROWING IT BACK!

- UC recently unveiled a throwback Under Armour uniform to be worn as part of the #CFB150 celebration in 2019.
- UC's heritage uniform represents a multi-year period from the late 1950s to early 1960s with all-red look featuring black and white strips on the shoulders and side of the pants with a white helmet with a red and black stripe.
- The Bearcats donned the uniforms against Miami (OH) and UniSwag.com named it as its No. 1 uniform of week 3.

### PLAY TO WIN

- UC's 11-2 mark in 2018 was just the seventh time in program history with double digits in the win column and only the third with 11 or more wins.
- The most recent instance came in 2012 when the Bearcats finished 10-3 for the second year-in-a-row.
- Excluding a 10-1 record in 1951, the other six instances have all come since the start of 2007 season.
- Over the past 12 seasons, UC has recorded 101 wins, with the 100th coming in the 2018 regular-season finale against ECU.

### CINCINNATI'S 10-PLUS WIN SEASONS

YEAR	W	L
1951	10	1
2007	10	3
2008	11	3
2009	12	1
2011	10	3
2012	10	3
2018	11	2

### SPINNING THE OLDIES

- Nippert Stadium, has been the Bearcats playing site since 1901 and the stadium underwent construction in 1915, making it one of the oldest active stadiums in the NCAA FBS. Penn's Franklin Field (1895) takes the honor as the oldest playing site and stadium in Division I.

### OLDEST FBS STADIUMS

YEAR	STADIUM	TEAM
1913	Bobby Dodd	Georgia Tech
1914	Davis Wade	Mississippi State
1915	Nippert	Cincinnati
	Vaught-Hemmingway	Ole Miss
1917	Camp Randall	Wisconsin

### OLDEST FBS PLAYING SITES

YEAR	SITE	TEAM
1901	Nippert Stadium	Cincinnati
1904	Kyle Field	Texas A&M
1905	Bobby Dodd Stadium	Georgia Tech
1914	Davis Wade Stadium	Mississippi State
1915	Vaught-Hemmingway	Ole Miss

### LONG & WINDING ROAD

- Among the 33 teams who finished with four or less wins in 2017, Cincinnati (11-2) was the only one to achieve 11 wins in 2018. Georgia Southern (10-3), Syracuse (10-3) and Florida (10-3) all hit double-digit wins.

### POLLING DATA

Entering week 11 of the 2018 season, UC earned its first-ever ranking in a College Football Playoff poll (No. 24), its highest ranking in the Associated Press poll since 2009 (No. 19) and highest rank in the Amway/USA Today Coaches Poll since Oct. 2012 (No. 20).

### Associated Press Top-25

RK.	TEAM	REC	PTS
1	Clemson (55)	4-0	1543
2	Alabama (6)	4-0	1485
3	Georgia (1)	4-0	1400
4	LSU	4-0	1344
5	Ohio State	4-0	1288
6	Oklahoma	3-0	1283
7	Auburn	4-0	1169
8	Wisconsin	3-0	1071
9	Florida	4-0	1022
10	Notre Dame	2-1	989
11	Texas	3-1	968
12	Penn State	3-0	848
13	Oregon	3-1	839
14	Iowa	3-0	714
15	California	4-0	547
16	Boise State	4-0	524
17	Washington	3-1	498
18	Virginia	4-0	430
19	Utah	3-1	426
20	Michigan	2-1	287
21	USC	3-1	257
22	UCF	3-1	252
23	Texas A&M	2-2	233
24	Kansas State	3-0	230
25	Michigan State	3-1	104

### Amway Coaches Top-25

RK.	TEAM	REC	PTS
1	Clemson (62)	4-0	1622
2	Alabama (2)	4-0	1558
3	Georgia (1)	4-0	1475
4	Oklahoma	3-0	1388
5	LSU	4-0	1378
6	Ohio State	4-0	1335
7	Auburn	4-0	1198
8	Florida	4-0	1138
9	Wisconsin	3-0	1100
10	Notre Dame	2-1	980
11	Penn State	3-0	964
12	Texas	3-1	959
13	Oregon	3-1	816
14	Iowa	3-0	778
15	Boise State	4-0	558
16	California	4-0	505
17	Washington	3-1	485
18	Virginia	4-0	450
19	Utah	3-1	445
20	Michigan	2-1	389
21	Texas A&M	2-2	270
22	Kansas State	3-0	262
23	UCF	3-1	233
24	Wake Forest	4-0	143
25	USC	3-1	130



## 2019 CINCINNATI FOOTBALL

### WATCHING THE WATCH LISTS

The following Bearcats find themselves on watch lists entering the 2019 campaign:

Josiah Deguara, TE - Mackey Award  
Desmond Ridder, QB - Davey O'Brien Award  
Jakari Robinson, C - Rimington Trophy  
James Smith, P - Ray Guy Award  
Michael Warren II, RB - Doak Walker Award, Maxwell Award  
James Wiggins, S - Thorpe Award, Nagurski Trophy  
Zach Wood, LS - Mannelly Award

### BEARCATS IN THE PROS

Fourteen former UC players are on current NFL rosters while five former student-athletes are on NFL staffs.

#### NATIONAL FOOTBALL LEAGUE

PLAYER	TEAM	POS.
Mike Boone	Minnesota Vikings	RB
Dino Boyd	Cincinnati Bengals (PS)	OT
Cortez Broughton	Los Angeles Chargers	DT
Marquise Copeland	Los Angeles Rams (PS)	DT
Korey Cunningham	New England Patriots	OT
Parker Ehinger	Baltimore Ravens (PS)	OG
Johnny Holton	Pittsburgh Steelers	WR
Kevin Huber	Cincinnati Bengals	P
Jason Kelce	Philadelphia Eagles	C
Travis Kelce	Kansas City Chiefs	TE
Chris Moore	Baltimore Ravens	WR
Justin Murray	Arizona Cardinals	OT
Eric Wilson	Minnesota Vikings	LB
Derek Wolfe	Denver Broncos	DE

#### COACHES

COACH	TEAM
Danny Barrett	Houston Texans
Bill Davis	Arizona Cardinals
Chris Hewitt	Baltimore Ravens
Doug Rosfeld	Cincinnati Bengals
George Warhop	Jacksonville Jaguars

#### CANADIAN FOOTBALL LEAGUE

PLAYER	TEAM	POS.
Kevin Brown	Ottawa	LB
Zach Collaros	Toronto	QB
Hayden Moore	Hamilton	QB

#### ARENA FOOTBALL

PLAYER	TEAM	POS.
Bones Bagaunte	Columbus (NAL)	WR
Mardy Gilyard	Massachusetts (NAL)	WR
Silverberry Mouhon	Green Bay (IFL)	DE
Idarius Ray	Amarillo (CIF)	OL
Monte Taylor	Albany (AFL)	DL
Curtis Young	Washington (AFL)	DL

### TAKE ME TO HIGHER GROUND

- For the past 21 years, the UC football has called the Higher Ground Conference and Retreat Center in West Harrison, Ind., its preseason training home.
- The 280-acre facility is located about 30 miles from campus and has served as the Bearcats training camp location since the lead up to the 1999 season.
- Among many amenities, Higher Ground features a pair of 100-yard artificial turf practice fields, including a new surface installed in 2017, ample living and meeting spaces and no distractions from football.

### GOOD THINGS

- Cincinnati was the only school in the country in 2018-19 to tally 11 football wins, including a bowl win and earn 24 or more wins in baseball, men's and women's basketball and volleyball.

### IT'S A LONG WAY TO THE TOP

- Cincinnati has won over 65% of its football games since 2007, ranking atop the American Athletic Conference and among the Top-20 teams in the NCAA FBS

### THURSDAY NIGHTS UNDER THE LIGHTS

- The UCLA game marked UC's 19th all-time Thursday night affair and following the win, UC holds a 15-5 all-time record, with a 12-2 mark inside Nippert Stadium.
- Since 2007, UC outscoring its opponents by a 328-173 margin in Thursday-night games at Nippert.

#### CINCINNATI IN THURSDAY NIGHT GAMES

DATE	OPPONENT	SCORE
08/28/97	TULSA	W, 34-24
11/13/97	@ East Carolina *	L, 14-7
11/07/02	@ Louisville *	W, 24-14
12/23/04	vs. Marshall (FW Bowl)	W, 32-14
09/01/05	EASTERN MICHIGAN	W, 28-26
08/30/07	SEMO	W, 59-3
09/06/07	OREGON STATE	W, 34-3
08/28/08	EASTERN KENTUCKY	W, 40-7
10/30/08	USF *	W, 24-10
10/15/09	@ USF *	W, 34-17
09/16/10	@ NC State	L, 30-19
09/22/11	NC STATE	W, 44-14
09/06/12	PITTSBURGH *	W, 34-10
12/05/13	LOUISVILLE *	L, 31-24 (OT)
09/24/15	@ Memphis *	L, 53-46
10/01/15	MIAMI (FLA.)	W, 34-23
09/01/16	UT MARTIN	W, 28-7
09/15/16	NO. 6/7 HOUSTON *	L, 40-16
08/31/17	AUSTIN PEAY	W, 26-14
08/29/19	UCLA	W, 24-14

### SHARP-DRESSED BEARCATS

- UC and Under Armour unveiled new uniforms for the 2019 season, showcasing revolutionary air-vent Armour Grid technology, inspired by a military parachute.
- It's durable, lightweight and virtually impossible to grab.
- The Bearcats are one of only five NCAA FBS teams who will wear the ArmourGrid uniforms in 2019. The
- UC and Under Armour have been partners in innovation since 2015 and these new uniforms represent the first evolution of the Bearcats look over the past four seasons.

### IF YOU BUILD IT, THEY WILL COME

- UC is bucking a nationwide enrollment trend, according to the National Student Clearinghouse Research Center.
- While college enrollment across the land is down, UC recently reported a fall 2019 semester headcount of 46,388 students, its seventh-consecutive increase.
- UC's overall enrollment, undergraduate (35,498) and first-year students (7,805) are all school-record marks.

#### YEAR ENROLLMENT

YEAR	ENROLLMENT
2019	46,388
2018	45,949
2017	44,783
2016	44,338
2015	44,251
2014	43,691
2013	42,656

### BOLDLY BEARCAT BICENTENNIAL

- UC is celebrating its 200th anniversary starting this fall.
- UC is the eighteenth oldest public institution in the United States and traces its origins to the founding of the Medical College of Ohio and Cincinnati College in 1819.
- Reaching this historic milestone puts UC in prestigious company of other pioneering and enduring institutions. Home of the first cooperative education program, the nation's first teaching hospital, the oral polio vaccine, and the first antihistamine, it is rooted in innovation, grit, and tenacity to learn more, to be more, and to do more.
- UC's first 200 years have paved the way for its future, as we show the world that UC will lead urban public universities into a new era of innovation and impact.

### WE CAN BE HEROES

- UC has placed 30 life-sized, distinctively decorated statues of its iconic Bearcat mascot as part of a public art event across Greater Cincinnati.
- Hero Bearcats celebrates everyday heroes like astronauts, nurses, firefighters, police officers, farmers and others in colorful, whimsical ways.
- The statues, decorated by local artists, including students from area high schools, will blanket the region for six months. You can find them at prominent locations across Greater Cincinnati from Florence to Downtown to Butler County's Liberty Center.
- Proceeds from statue sponsorships benefit student scholarships, the Bearcats Food Pantry and healthcare services for underserved members of the community. Kroger and UC Health are presenting sponsors of the campaign.

### CHEER CINCINNATI

- The University of Cincinnati serves as an economic powerhouse for the Queen City, with more than 15,000 employees, 45,000 students, 300,000 living alumni and countless Bearcats fans.
- Among the state's five counties in southwestern Ohio, UC generates a whopping \$3.3 billion annual impact.
- The campus community is also credited with an \$8.5 million annual impact thanks to volunteerism and community engagement.

## WHAT'S NEW ON GAMEDAYS IN 2019?

### A HOME TO COME TO

- The Bearcats have added over 2,500 new season ticket holders over the summer along with nearly 40% of the incoming freshmen class making ticket purchases.
- It marks the largest yearly ticket increase since the 2010 season, following UC's 12-1 campaign in 2009.
- Season sales are trending towards the third-best total in UC history, behind 2010 and 2015 (return to Nippert).

### OUR HOUSE ... A VERY, VERY, VERY FINE HOUSE

- UC has added several new, exciting fan experience enhancements to game days at Nippert Stadium for the 2019 football season.
- Among the enhancements being implemented are: additional tailgating options, sponsored social-gathering spaces, new concessions items, fans-first pricing concessions stand, Cincinnati Bearcats app and light show and a season-long DJ for in-game entertainment

### THE SHOE TAILGATE

- UC will open Fifth Third Arena four hours before kickoff to serve as an additional tailgating destination for fans.
- The Armory Bar will be operational with domestic and craft beers on tap and mixed drinks.
- Concessions will be available, and both the menu and drink offerings will be catered to the kickoff time.
- The Shoe Tailgate is in the north and west portions of the facility, and closes 30 minutes before kickoff.
- Admission is free and game tickets are NOT required to enjoy the tailgate as the arena is not located within the perimeter of the stadium.
- On CFB Saturdays, the massive Jeff Wyler Vision videoboard with its 3.9 million LEDs will be dropped down from the ceiling as games from around the country will be played on televisions throughout the arena.
- In addition to the Armory Bar, there will be fun family activities such as pop-a-shot and cornhole.

### THE TRULY ROOFTOP

- Located at the Wyler Terrace, a new social space has been created on the rooftop patio deck on the fourth floor of the Nippert West Pavilion.
- Sponsored by the Boston Beer Company, the Truly Rooftop includes both the outdoor rooftop patio space and an interior lounge, features comfortable furniture, high-top tables, and multiple televisions. The outdoor patio includes lounge furniture, high-top tables overlooking the field, and heaters for cold weather games, as well as various fun entertainment activities.
- The \$76 ticket, an ode to Boston Beer's Sam '76, includes a premium buffet and two drink tickets. Soda and bottled water are included at no extra cost.

### THE COORS LIGHT CHILL ZONE

- Located just off Main Street on the plaza above the west side concessions stands, the new Coors Light Chill Zone will be a vibrant social gathering space in 2019.
- Sponsored by Coors Light, the Chill Zone will feature multiple bars, various high-top and regular tables, and a perfect view of the Lindner Family Vision videoboard.
- The Coors Light Chill Zone is open to all stadium fans.

### DJ ETRAYN

- Cincinnati's most prominent DJ, DJ ETrayn, will be in Nippert Stadium for all six games this season, adding to the atmosphere after contributing to the success of the 2018-19 season in Fifth Third Arena.

### FANS-FIRST PRICING

- The 2019 Nippert Stadium concessions layout is highlighted by the introduction of two dedicated Fans-First Pricing concession points of sale located at the Frisch's location on Victory Plaza on the east side of Nippert.

#### FANS FIRST PRICING

Chips.....	\$1
Popcorn.....	\$1
Hot Dog.....	\$2
Cotton Candy.....	\$2
12 oz soda.....	\$2
12 oz domestic beer.....	\$5
Brat/Mett.....	\$5

### NEW CONCESSIONS ITEMS

- The Nippert Stadium gameday concessions menu will expand in the 2019 season to include several new premium items, many of which were taste tested during the spring football event.
- Stadium View Café, located in the north end zone of Nippert Stadium, will showcase a variety of options throughout the season, to include cheesesteak dogs (hot dogs with cheese sauce), pretzel burgers (freshly grilled burgers on a pretzel bun), chicken twists (pretzel breaded chicken twists), and smoked pork BBQ (shredded pork over three-cheese mac & cheese).
- Additionally, crisp apple churros and popcorn loaded with Cheetos cheese will be available on the concourses.
- Local favorites such as City Barbecue, Donatos Pizza, Frisch's, and Skyline Chili headline the concessions options. The craft beer lineup features Braxton, Great Lakes, Madtree, Platform, Rhinegeist, and Taft's.

### GREAT LAKES BEER GARDEN

- For fans on the east concourse, the re-imagined Great Lakes Beer Garden will be located on Victory Plaza next to the Trabert-Talbert Tennis Center.
- The Great Lakes Beer Garden will begin the season serving some of their signature craft beers, such as Oktoberfest, Great Lakes IPA, Dortmund, and Burning River. There will also be high-top tables and cornhole for in-game entertainment.

### BEARCATS MUSIC FESTIVAL PRESENTED BY PEPSI

- Athletics will once again partner with Pepsi for a five-game pregame football concert series in the Gridiron Tailgate area. The Bearcats Music Festival, presented by Pepsi, Live at the Grid will start two hours before kickoff and end 30 minutes before kickoff. The stage will be located in the southwest corner of the Grid.

#### BEARCATS MUSIC FESTIVAL LINEUP

DATE	OPPONENT	BAND
08/29	UCLA	Brother Smith
09/14	Miami (OH)	Flight One
10/04	UCF	Floyd and the Walkmen
10/19	Tulsa	HiFi Honey
11/09	UConn	3 Piece Revival
11/23	Temple	DJ

### EXCLUSIVE FAN EXPERIENCES

- UC has created exclusive fan experiences, including, taking part in the pregame Catwalk to running out of the Nippert Stadium tunnel with the team to watching pregame warm-ups from the field. They can be purchased online at GoBearcats.com/tickets, starting at \$50.

### THE GRID

- The Grid is located on Campus Green and offers 100-plus tailgating plots to allow fans to bring their pregame parties to the heart of campus. The Grid opens six hours prior to gametime unless the game is kicking off at noon. For noon games, the Grid will open at 8 a.m.
- The Grid also includes concessions, the RallyCats Beer Tent and several local food trucks will be on hand for each game this season.

### BEARCATS FAN ZONE

- Join us at the Bearcats Fan Zone before every UC home football game. Fans of all ages can enjoy inflatable games, live entertainment, food & beverages for sale, cornhole, giveaways, the Kids' Club Coloring Contest and visits from the Bearcat. The Bearcats Fan Zone is available four hours before the game and concludes 30 minutes prior to kickoff, allowing fans time to make it to their seats for the beginning of the game. Be sure to come out early to enjoy all of the unique pregame fun!

### ROOFTOP TAILGATE

- UC football fans have an exciting opportunity for a traditional tailgate experience with gas grills and adult beverages permitted in the rooftop tailgating area atop University Avenue Garage.

### THE CATWALK

- Be sure to participate in a great UC tradition – the CATWALK, which occurs approximately two-and-a-half hours before game time. Join the Bearcats, UC cheerleaders and band to fire up the football team and coaches as they pass through the middle of the Grid on their pregame walk to Nippert Stadium.

### HONORING THE 2009 BEARCATS

- UC will honor one of its greatest teams, the 2009 Bearcats football squad, throughout the 2019 season.
- The 2009 Bearcats, who had a perfect 12-0 regular season, won the BIG EAST Conference Championship and played in the 2010 Allstate Sugar Bowl, will be inducted into the James P. Kelly Sr. UC Athletics Hall of Fame alongside the Voice of the Bearcats, Dan Hoard.
- The weekend of October 18-19, 2019 will feature the annual Legion of Excellence dinner on Friday and an in-game recognition during the football game against Tulsa on Saturday, Oct. 19 in Nippert Stadium. The team will be welcomed back to Cincinnati and former Head Coach Brian Kelly will attend the Saturday recognition.
- UC is created a dual bobblehead of the game-winning Tony Pike to Armon Binns 29-yard touchdown which capped a 45-44 come-from-behind win at Pitt on Dec. 5, 2009. It features Pike delivering the pass and Binns in his iconic touchdown-celebration pose raising the football with an outstretched arm. The memento also includes an audio component which will play the radio and TV calls of the TD pass from the Voice of the Bearcats, Dan Hoard, and ESPN's Sean McDonough.
- Hoard enters his 20th season as the Voice of the Bearcats in 2019, handling the play-by-play duties for the football and men's basketball teams and hosting weekly radio and television programs. One of UC's greatest ambassadors, Hoard's voice and approachable manner have made him a legend among Bearcats fans, coaches, student-athletes and staff over the years.



**ADDRESS:** 2700 Bearcats Way, Cincinnati, Ohio 45221

**CONSTRUCTED:** 1915-1924 (Original); 1936 (renovation); 1954 (renovation); 2005 (renovation); 2015 (renovation)

**CAPACITY:** 40,000

Carson Field at Nippert Stadium has been the venerable home of the University of Cincinnati football team since 1901 and provides the Bearcats with one of the best home-field environments in college football.

The third-oldest NCAA FBS stadium entered a new era in 2015 following the completion of a 20-month, \$86-million, privately funded renovation and expansion project. The reopening of Nippert Stadium coincides with the 100th anniversary of the 1915 original construction of the facility.

UC has used the Nippert site as a playing field since 1901, making it the second-oldest playing site in the nation for college football behind Penn's Franklin Field (1895).

Among NCAA FBS schools, Nippert is the third-oldest stadium still in use, behind Bobby Dodd Stadium (Georgia Tech - 1913), Davis Wade Stadium (Mississippi State - 1914) and ahead of Ole Miss' Vaught-Hemingway Stadium (1915) and Wisconsin's Camp Randall Stadium (1917).

Through numerous renovations, the structure situated in the middle of the Clifton campus has retained its early-century brickwork, wrought-iron gates, and trim giving Nippert a comfortable old-time stadium charm and appeal, while remaining a classic showplace for college football.

Both east and west concourses were completely renovated and widened and fans will find new concession stands and restrooms throughout the stadium, including ADA accessible seating and facilities. Concession stands feature the usual stadium staples along with offerings from premium local vendors. Nearly 75 permanent point-of-sale concession locations are available on gamedays.

East-side patrons with seats in Herschede-Shank Pavilion will notice the skywalks connecting O'Varsity Way to the upper deck, allowing them to bypass the main concourse and have a quick and easy route to and from their seats. Electronic ribbon boards will be installed on the face of the press box and Herschede-Shank

Pavilion. These feature statistics, graphics, out-of-town scores and more.

All the seating benches are covered by red and silver Perma-Cap vinyl bleacher covers by Hussey Seating. The covering gives the bleachers a different look and includes a CPAW painted in the south end zone student section.

The most striking changes, however, sits five stories above the west concourse. At 105,000 square feet and 130 yards long, the five-story West Pavilion rises out of the stadium concourse in glass and angles which contain a host of new premium seating along with state-of-the-art press facilities.

The curvature of the facility matches that of Herschede-Shank Pavilion on the east side of the stadium and contains four levels; a press and operations level, suite level, scholarship club level, and patio suites mezzanine level.

UC went from having nearly no premium seating options to the addition of 1,100 scholarship club seats and 53 indoor and outdoor suites of varying sizes. A skywalk connects Tangeman University Center to the West Pavilion with premium area customers able to access the facility on gameday from the other side of campus.

In addition, three new lighting poles were installed along with new lights on existing poles and on the roof facing of the press box. The stadium lighting averages 165 footcandles, a vast improvement over the previous number.

The 2015 project was the latest in a series of enhancements that began in 1916 when construction began on a permanent brick-and-concrete stadium structure, which was completed, section-by-section, as funds were raised.

In 1936, the playing field was lowered 12 feet to allow spectator seating to increase to 24,000.

The Reed Shank Pavilion was added in 1954 to bring the capacity to 28,000. In 1991, the capacity was upped to 35,000 through extending the upper deck, now called the Herschede-Shank Pavilion.

In 2005, a permanent grandstand added new and improved seating and gameday locker rooms in the North end zone along with a new videoboard, doubling the previous display.

Artificial turf was first installed in 1970 and in 2000, the stadium became one of the first in the U.S. to utilize FieldTurf, a grass-like synthetic surface.

Prior to the 2013 season, UBU Sports' Speed Series S5-M synthetic turf system was installed as the playing surface at Nippert. The stadium's field orientation was shifted slightly north and west to even out the sideline areas and add a run-off area around the south end zone.


The stadium served as home for the Cincinnati Bengals, in 1968 and 1969, while their original permanent home at Riverfront Stadium was being constructed. It is currently the home field for FC Cincinnati, a professional soccer team in the United Soccer League.

The playing surface was widened and a new perimeter wall was constructed following the 2016 season, giving Nippert the ability to play host to international friendly matches on a FIFA regulation field.

Nippert has also served as a venue for concerts by Britney Spears, Michael Jackson, NSYNC, Janet Jackson, KT Tunstall, The North Mississippi All-Stars, The Roots, the Cincinnati Opera Company and many more.

Two US Presidents have spoken at the stadium. On Oct. 16, 1936, President Franklin Roosevelt, running for a second term, appeared at Nippert Stadium and spoke from an open car in the rain to a crowd estimated at 15,000 and on Nov. 2, 2008, President Barack Obama held a campaign rally at Nippert two days before the 2008 Presidential Election to an estimated 27,000 attendees.

USA Today named Nippert as the best home-field venue in the former BIG EAST Conference and ESPN's Scott Van Pelt cited Nippert as a "one of the gems of college football".



ARCH CARSON



JIMMY NIPPERT



#### WHAT'S IN A NAME?

- » During the season-ending clash with rival Miami (Ohio) in 1923, Jimmy Nippert sustained a spike wound injury and died a month later from blood poisoning. His grandfather, James N. Gamble of Procter and Gamble, provided the funds needed to complete the horseshoe-shaped structure, and the James Gamble Nippert Memorial Stadium was dedicated on Nov. 8, 1924.
- » The stadium's founder was Arch Carson, who as captain and principal organizer played a significant role in starting football on the UC campus in 1885. In 1901 as physical director of the university, Carson guided the construction of the field which was later named for him -- the playing surface is still called Carson Field.

#### TOP-10 CROWDS AT NIPPERT STADIUM

ATT	OPPONENT	DATE	RESULT
40,140	UConn	10/24/15	W, 37-13*
40,101	Miami (Fla.)	10/01/15	W, 34-23*
40,015	Houston	09/15/16	L, 40-16*
39,095	Alabama A&M	09/05/15	W, 52-10
38,112	Miami (OH)	09/24/16	W, 27-20
38,112	Temple	09/12/15	L, 34-26
38,032	UCLA	08/29/19	W, 24-14
36,318	Navy	11/03/17	W, 42-0
36,007	Purdue	08/31/13	W, 42-7*
35,526	Miami (OH)	09/14/19	W, 35-13

\*-Sellouts



# 2019 CINCINNATI FOOTBALL

## ALPHABETICAL ROSTER

#	NAME	PDS.	HT.	WT.	CL.	EX.	HOMETOWN / HS / LAST SCHOOL
36	Will Adams ^ *	S	6-0	195	Fr.	RS	Cincinnati, Ohio/Mason
72	Jonathan Allen	OL	6-5	345	Fr.	HS	Dayton, Ohio/Dunbar
33	Blake Bacevich	J	6-4	235	Fr.	RS	Cincinnati, Ohio/St. Xavier
40	DeMarco Baker ^ *	LB	6-3	235	Fr.	RS	Cincinnati, Ohio/Woodward
91	Alex Bales ^	K	5-10	175	Fr.	HS	Westfield, Ind./Westfield
74	Blake Bammann ^ *	LS	6-2	232	Fr.	RS	Lexington, Ohio/Lexington
27	Darrian Beavers	LB	6-3	235	Jr.	TR	Cincinnati, Ohio/Colerain/Uconn
45	Tinashe Bere ^ *	LB	6-1	240	Gr.	TR	Cincinnati, Ohio/Sycamore/Duke
34	Kyle Bolden ^ *	LB	6-0	225	So.	SQ	Cincinnati, Ohio/Colerain
92	Curtis Brooks ^ *	DT	6-2	295	Jr.	2L	Danville, Va./George Washington
94	Chase Brown ^ *	DT	6-1	233	Fr.	RS	Cleveland, Ohio/NDCL
99	Marcus Brown ^ *	DT	6-2	302	Jr.	2L	Naples, Fla./Lely
50	Jackson Brusciannelli ^	LB	5-11	223	Fr.	HS	Woodridge, Ill./Montini Catholic
6	Ben Bryant ^ *	QB	6-3	218	Fr.	RS	La Grange, Ill./Lyons Township
7	Coby Bryant	CB	6-1	195	Jr.	2L	Akron, Ohio/Glenville
39	Bryce Burton ^	K	5-9	213	Fr.	HS	Cincinnati, Ohio/Princeton
9	Arquon Bush ^ *	CB	6-0	180	Fr.	RS	Euclid, Ohio/Euclid
60	Zach Bycznski ^ *	OL	6-4	308	Jr.	2L	Berea, Ohio/Berea-Midpark
86	Jack Campbell ^	TE	6-4	215	Fr.	HS	Bellbrook, Ohio/Bellbrook
13	Trent Cloud ^ *	WR	6-0	188	So.	1L	Cleveland, Ohio/Bedford
20	Bryan Cook	S	6-1	207	Jr.	TR	Cincinnati, Ohio/Mount Healthy/Howard
74	Jeremy Cooper ^ *	OL	6-4	322	Fr.	RS	Chicago, Ill./Mount Carmel
31	Sam Crosa ^ *	K	5-7	168	Gr.	TR	Columbus, Ohio/Dublin Scioto/W. Illinois
24	JJ Davis ^	RB	5-8	175	Fr.	HS	Cincinnati, Ohio/Colerain
83	Josiah Deguara ^ *	TE	6-3	240	Gr.	3L	Folsom, Calif./Folsom
29	Jacob Dingle	S	5-11	185	Fr.	HS	Louisville, Ky./Trinity
23	Gerrid Doaks ^ *	RB	6-0	230	Jr.	1L	Indianapolis, Ind./Lawrence Central
41	Joel Dublanko ^ *	LB	6-3	235	Jr.	2L	Aberdeen, Wash./IMG Academy
75	Chris Ferguson ^ *	OL	6-5	315	Gr.	1L	Nassau, Bahamas/Lake Nona
84	Wyatt Fischer ^ *	WR	6-0	202	Fr.	RS	Mount Drab, Ohio/Western Brown
5	Darrick Forrest	S	6-0	200	Jr.	2L	Columbus, Ohio/Walnut Ridge
12	Ahmad Gardner	CB	6-2	15	Fr.	HS	Detroit, Mich./Martin Luther King
4	Thomas Geddis	WR	6-2	185	Sr.	3L	Pompano Beach, Fla./Blanche Ely
85	Bray Ginyard	WR	6-1	190	Fr.	HS	Fayetteville, N.C./Trinity Christian
58	Darius Harper ^ *	OL	6-7	315	Jr.	SQ	Springfield, Ohio/Springfield/Miami (OH)
4	Justin Harris	CB	6-0	185	Fr.	HS	Huber Heights, Ohio/Wayne
7	Javan Hawes	WR	6-0	196	Jr.	2L	Atlanta, Ga./Sandy Creek
37	Steven Hawthorne	DE	6-4	227	Fr.	HS	Chicago, Ill./De La Salle Institute
54	Alex Heil ^ *	OL	6-2	275	Gr.	1L	Wickliffe, Ohio/Benedictine/Air Force
3	Ja'von Hicks	S	6-2	200	So.	1L	Cincinnati, Ohio/Colerain
17	Dorian Holloway	LB	6-3	215	Fr.	HS	Columbus, Ohio/Marion-Franklin
46	Grant Horvath ^	LB	6-0	215	Fr.	HS	Columbus, Ohio/Bishop Watterson
86	Angelo Howze ^ *	DE	6-1	248	So.	SQ	Fishers, Ind./Fishers
82	Wilson Huber ^ *	TE	6-5	246	So.	1L	Indianapolis, Ind./Franklin Central
55	James Hudson ^ *	OL	6-5	305	So.	TR	Toledo, Ohio/Central Catholic/Michigan
55	Zach Hummel	DE	6-2	275	Fr.	HS	Hilliard, Ohio/Hilliard Bradley
10	Brody Ingle	LB	6-0	222	Fr.	HS	Cincinnati, Ohio/La Salle
25	Tyler Inloes ^ *	P	5-10	218	Fr.	RS	Lebanon, Ohio/Lebanon
2	Jayshon Jackson	WR	5-10	175	So.	1L	Chicago, Ill./Simeon
78	Morgan James ^ *	OL	6-5	325	Gr.	3L	Highland, Mich./Lakeland
14	Cam Jefferies	CB	5-10	190	Gr.	1L	Painesville, Ohio/Riverside/Bowling Green
89	Bryant Johnson II ^	WR	6-3	188	Fr.	HS	Vandalia, Ohio/Butler
18	Cam Jones	QB	6-8	270	Fr.	HS	Knott County, Ky./Fredrick Douglass
97	Ryan Jones	K	5-10	195	Gr.	3L	Kissimmee, Fla./New Castle
98	Mychal Keys ^ *	DE	6-4	236	Fr.	RS	Columbus, Ohio/Marion-Franklin
31	Casey Kirk ^ *	CB	5-10	190	So.	SQ	Dublin, Ohio/Coffman
16	Aulden Knight ^	CB	5-9	165	Jr.	1L	Akron, Ohio/Copley/Hampton
30	Michael Kopaygorodsky ^ *	RB	6-0	215	So.	SQ	Mason, Ohio/Mason
19	Cole Kosco ^	QB	6-2	210	Fr.	HS	Poland, Ohio/Poland Seminary
87	Bruno Labelle ^ *	TE	6-4	250	Jr.	2L	Montreal, Quebec/Collège Montmorency
65	Cody Lamb ^ *	OL	6-4	295	So.	SQ	Miamisburg, Ohio/Miamisburg

#	NAME	PDS.	HT.	WT.	CL.	EX.	HOMETOWN / HS / LAST SCHOOL
47	Nate Lawler ^ *	LB	6-4	228	Fr.	RS	Dresden, Ohio/Tri-Valley
16	Michael Lindauer	QB	6-3	200	Fr.	HS	Evansville, Ind./Reitz Memorial
52	Daeshon Martin ^ *	DT	6-1	260	Fr.	RS	Akron, Ohio/Hoban
8	Malick Mbodj ^ *	WR	6-5	210	Jr.	2L	Atlanta, Ga./Arabia Mountain
10	Charles McClelland	RB	5-11	190	So.	1L	Homerville, Ga./Clinch County
77	Vincent McConnell ^ *	OL	6-5	300	So.	1L	Massillon, Ohio/Washington
26	Kyriq McDonald ^ *	S	6-0	202	So.	TR	Huntsville, Ala./James Clemens/Alabama
17	Rashad Medaris ^ *	WR	5-11	178	Sr.	2L	Indianapolis, Ind./Pike/W. Illinois
76	Marcelo Mendiola	OL	6-3	315	Fr.	HS	Chicago, Ill./Mount Carmel
51	Lorenz Metz ^ *	OL	6-9	330	Fr.	RS	Neuötting, Germany/Kirchdorf Wildcats
22	Ryan Montgomery	RB	5-10	200	Fr.	HS	Franklin, Ohio/Franklin
48	Kevin Mouhon ^ *	DE	6-2	250	Gr.	3L	Norcross, Ga./Norcross
57	Ryan Mullaney ^	DE	6-1	235	Fr.	HS	Cincinnati, Ohio/Moeller
50	Dylan O'Quinn ^ *	OL	6-4	307	Fr.	RS	Toledo, Ohio/Lake
44	Mick Oakes ^ *	LB	6-4	230	Fr.	RS	Cincinnati, Ohio/Indian Hill
96	Cayson Pfeiffer ^	LS	6-0	215	Fr.	HS	Columbus, Ohio/Dublin Scioto
97	Eric Phillips	DT	6-3	302	Fr.	HS	Cincinnati, Ohio/Colerain
12	Alec Pierce	WR	6-3	212	So.	1L	Glen Ellyn, Ill./Glenbard West
43	Michael Pitts ^ *	J	6-4	248	Jr.	2L	Stone Mountain, Ga./Stephenson
93	Elijah Ponder ^ *	DT	6-3	275	Jr.	2L	Atlanta, Ga./South Cobb
23	RJ Potts ^ *	LB	6-2	233	So.	1L	Fishers, Ind./Fishers
15	Garyn Prater ^ *	WR	6-6	210	So.	TR	Cincinnati, Ohio/Wyoming/Ohio State
9	Desmond Ridder ^ *	QB	6-4	215	So.	1L	Louisville, Ky./St. Xavier
18	Josiah Robey ^ *	CB	5-10	180	So.	SQ	Franklin, Ky./Franklin-Simpson
52	Jakari Robinson ^ *	OL	6-0	300	So.	1L	Talladega, Ala./Munford
14	Yanez Rogers ^ *	WR	6-2	200	Fr.	RS	Pompano Beach, Fla./Pompano Beach
35	Ryan Royer ^ *	LB	5-11	218	So.	1L	Hilliard, Ohio/Davidson
54	Izaiah Ruffin	DE	6-6	248	Fr.	HS	Oak Park, Ill./Oak Park River Forest
21	Myjai Sanders	DE	6-5	258	So.	1L	Jacksonville, Fla./Camden County
95	Joe Schroer ^ *	DT	6-2	248	Sr.	1L	Cincinnati, Ohio/Elder/Ohio State
39	Jaquan Sheppard	S	6-2	199	Fr.	HS	Zephyrhills, Fla./Zephyrhills
1	Blue Smith ^ *	WR	6-5	210	Fr.	TR	Huber Hts. Ohio/Wayne/Ohio State
19	Cole Smith	K	5-11	190	So.	1L	Middletown, Ohio/Middletown
37	James Smith	P	6-5	227	Jr.	2L	Wangaratta, Australia/Galen College
10	Jake Sopko ^ *	QB	6-2	217	Jr.	1L	Avon, Ohio/Avon
89	Nick Staderman ^ *	DT	6-0	248	Jr.	1L	Cincinnati, Ohio/McNicholas
90	Jabari Taylor	DT	6-1	290	So.	1L	Akron, Ohio/Hoban
11	Leonard Taylor	TE	6-5	248	So.	1L	Springfield, Ohio/Springfield
38	Jake Tewart ^ *	CB	5-11	170	Fr.	RS	Lebanon, Ohio/Lebanon
32	Jaiir Thomas ^	WR	6-4	185	Fr.	HS	Cincinnati, Ohio/Winton Woods
5	Tavion Thomas	RB	6-2	233	So.	1L	Dayton, Ohio/Dunbar
21	Tre Tucker	WR	5-9	167	Fr.	HS	Akron, Ohio/CVCA
19	Ethan Tucky ^ *	J	6-2	243	Jr.	1L	Delaware, Ohio/Hayes/Boston College
13	Ty Van Fossen ^ *	LB	6-2	220	Fr.	RS	Croton, Ohio/St. Francis De Sales
42	Malik Vann	DE	6-4	265	So.	1L	Cincinnati, Ohio/Fairfield
66	Ethan Voelker ^ *	OL	6-5	303	Fr.	RS	Cincinnati, Ohio/Taylor
15	Taj Ward ^ *	CB	6-0	190	Fr.	RS	Solon, Ohio/Solon
3	Michael Warren II	RB	5-11	222	Jr.	2L	Toledo, Ohio/Central Catholic
8	Jarell White	LB	5-10	212	Jr.	2L	Cincinnati, Ohio/La Salle
81	Josh Whyte ^ *	TE	6-6	232	Fr.	RS	Cincinnati, Ohio/La Salle
22	Collin Widecan ^ *	S	5-9	178	Jr.	1L	Cincinnati, Ohio/Mariemont
32	James Wiggins	S	6-0	205	Jr.	2L	Miami, Fla./South Dade
59	Zach Wood ^ *	LS	6-0	233	Gr.	1L	Williamsburg, Ohio/McNicholas/Marshall
71	Colin Woodside ^ *	OL	6-5	321	Fr.	RS	Lancaster, Ohio/Fairfield Union
11	Bryan Wright ^ *	LB	6-3	238	Gr.	3L	New Castle, Del./Jireh Prep
25	Cameron Young ^ *	RB	5-11	205	Jr.	SQ	Columbus, Ohio/Reynoldsburg
6	Perry Young	LB	5-11	220	Sr.	3L	Birmingham, Ala./Spain Park

^ - Walk-On; \* - Has utilized redshirt year.

## PRONUNCIATIONS

Blake Bacevich .....bay-suh-vich  
Tinashe Bere .....tuh-NAH-shee bu-ray  
Jackson Brusciannelli .....brew-sha-nell-ee  
Zach Bycznski .....buh-zin-skee  
Sam Crosa .....crow-suh  
Josiah Deguara .....duh-gwa-rah  
Joel Dublanko .....do-BLANK-o  
Darrick Forrest .....dare-ik

Ja'Von Hicks .....jay-von  
Javan Hawes .....jay-vin  
Michael Kopaygorodsky .....co-pay-guh-rod-ski  
Malick Mbodj .....mu-leek moje  
Kyriq McDonald .....ky-reek  
Kevin Mouhon .....MOO-hon  
Garyn Prater .....gare-in  
Jakari Robinson .....juh-car-ee

Yanez Rogers .....yah-nez  
Myjai Sanders .....my-jay  
Joe Schroer .....shroer  
Jaiir Thomas .....jy-air  
Malik Vann .....muh-leek  
Collin Widecan .....wi-DUH-can

# 2019 CINCINNATI FOOTBALL

## DEPTH CHART

### OFFENSE

<b>LT</b>	51	Lorenz Metz	6-9	330	r-Fr.
-or-	77	Vincent McConnell	6-5	300	So.
<b>LG</b>	74	Jeremy Cooper	6-4	322	r-Fr.
	76	Marcelo Mendiola	6-3	315	Fr.
-or-	65	Cody Lamb	6-4	295	So.
<b>C</b>	52	Jakari Robinson	6-0	300	So.
	50	Dylan O'Quinn	6-4	307	r-Fr.
	60	Zach Bycznski	6-4	308	Jr.
<b>RG</b>	78	Morgan James	6-5	325	Gr.
	54	Alex Heil	6-2	275	Gr.
<b>RT</b>	75	Chris Ferguson	6-5	315	Gr.
	58	Darius Harper	6-7	315	Jr.
<b>TE</b>	83	Josiah Deguara	6-3	240	Gr.
	87	Bruno Labelle	6-4	250	Jr.
	81	Josh Whyte	6-6	232	r-Fr.
-or-	82	Wilson Huber	6-5	246	So.
-or-	11	Leonard Taylor	6-5	248	So.
<b>WR</b>	12	Alec Pierce	6-3	212	So.
	4	Thomas Geddis	6-2	185	Sr.
	14	Yanez Rogers	6-2	200	r-Fr.
<b>WR</b>	13	Trent Cloud	6-0	188	So.
	7	Javan Hawes	6-0	196	Jr.
	84	Wyatt Fischer	6-0	202	r-Fr.
<b>WR</b>	17	Rashad Medaris	5-11	178	Sr.
	2	Jayshon Jackson	5-10	175	So.
	21	Tre Tucker	5-9	167	Fr.
<b>QB</b>	9	Desmond Ridder	6-4	215	So.
	6	Ben Bryant	6-3	218	r-Fr.
	10	Jake Sopko	6-2	217	Jr.
<b>RB</b>	3	Michael Warren II	5-11	222	Jr.
	5	Tavion Thomas	6-2	233	So.
	22	Ryan Montgomery	5-10	200	Fr.

### DEFENSE

<b>DE</b>	21	Myjai Sanders	6-5	258	So.
	42	Malik Vann	6-4	265	So.
	48	Kevin Mouhon	6-2	250	Gr.
<b>T</b>	93	Elijah Ponder	6-3	275	Jr.
	92	Curtis Brooks	6-2	295	Jr.
	52	Daeshon Martin	6-1	260	r-Fr.
<b>N</b>	90	Jabari Taylor	6-1	290	So.
	99	Marcus Brown	6-2	302	Jr.
<b>JACK</b>	9	Michael Pitts	6-4	248	Jr.
	19	Ethan Tucky	6-2	243	Jr.
	37	Steven Hawthorne	6-4	227	Fr.
<b>WLB</b>	6	Perry Young	5-11	220	Sr.
	23	RJ Potts	6-2	233	So.
	13	Ty Van Fossen	6-2	220	r-Fr.
-or-	30	Brody Ingle	6-0	222	Fr.
<b>MLB</b>	11	Bryan Wright	6-3	238	Gr.
	41	Joel Dublanko	6-3	235	Jr.
<b>SLB</b>	27	Darrian Beavers	6-3	235	Jr.
	8	Jarell White	5-10	212	Jr.
	23	RJ Potts	6-2	233	So.
<b>CB</b>	7	Coby Bryant	6-1	195	Jr.
	12	Ahmad Gardner	6-2	185	Fr.
<b>S</b>	5	Darrick Forrest	6-0	200	Jr.
	26	Kyriq McDonald	6-0	202	R-So.
<b>S</b>	3	Ja'von Hicks	6-2	200	So.
	26	Kyriq McDonald	6-0	202	R-So.
<b>CB</b>	14	Cam Jefferies	5-10	190	Gr.
	15	Taj Ward	6-0	190	r-Fr.
	4	Justin Harris	6-0	185	Fr.

### SPECIAL TEAMS

<b>LS</b>	59	Zach Wood	6-0	233	Gr.
	74	Blake Bammann	6-2	232	r-Fr.
<b>H</b>	37	James Smith	6-5	227	Jr.
	10	Jake Sopko	6-2	217	Jr.
<b>PK</b>	31	Sam Crosa	5-7	168	Gr.
	19	Cole Smith	5-11	190	So.
-or-	97	Ryan Jones	5-10	195	Gr.
<b>KD</b>	97	Ryan Jones	5-10	195	Gr.
	19	Cole Smith	5-11	190	So.
<b>P</b>	37	James Smith	6-5	227	Jr.
	25	Tyler Inloes	5-10	218	r-Fr.
<b>KR</b>	21	Tre Tucker	5-9	167	Fr.
-or-	22	Ryan Montgomery	5-10	200	Fr.
<b>PR</b>	22	Ryan Montgomery	5-10	200	Fr.
-or-	16	Aulden Knight	5-9	165	Jr.

### NUMERICAL ROSTER

1 Blue Smith	WR	13 Ty Van Fossen	LB	26 Kyriq McDonald	S	47 Nate Lawler	LB	78 Morgan James	OL
2 Jayshon Jackson	WR	14 Cam Jefferies	CB	27 Darrian Beavers	LB	48 Kevin Mouhon	DE	81 Josh Whyte	TE
3 Ja'von Hicks	S	14 Yanez Rogers	WR	29 Jacob Dingle	S	50 Jackson Brusciannelli	LB	82 Wilson Huber	TE
3 Michael Warren II	RB	15 Garyn Prater	WR	30 Michael Kopaygorodsky	RB	50 Dylan O'Quinn	OL	83 Josiah Deguara	TE
4 Thomas Geddis	WR	15 Taj Ward	CB	31 Sam Crosa	K	51 Lorenz Metz	OL	84 Wyatt Fischer	WR
4 Justin Harris	CB	16 Aulden Knight	CB	31 Casey Kirk	CB	52 Daeshon Martin	DT	85 Bray Ginyard	WR
5 Darrick Forrest	S	16 Michael Lindauer	QB	32 Jaiir Thomas	WR	52 Jakari Robinson	OL	86 Jack Campbell	TE
5 Tavion Thomas	RB	17 Dorian Holloway	LB	32 James Wiggins	S	54 Alex Heil	OL	86 Angelo Howze	DE
6 Ben Bryant	QB	17 Rashad Medaris	WR	33 Blake Bacevich	J	54 Izaiah Ruffin	DE	87 Bruno Labelle	TE
6 Perry Young	LB	18 Cam Jones	QB	34 Kyle Bolden	LB	55 James Hudson	OL	89 Bryant Johnson II	WR
7 Coby Bryant	CB	18 Josiah Robey	CB	35 Ryan Royer	LB	55 Zach Hummel	DE	89 Nick Staderman	DT
7 Javan Hawes	WR	19 Cole Kosco	QB	36 Will Adams	S	57 Ryan Mullaney	DE	90 Jabari Taylor	DT
8 Malick Mbodj	WR	19 Cole Smith	K	37 Steven Hawthorne	DE	58 Darius Harper	OL	91 Alex Bales	K
8 Jarell White	LB	19 Ethan Tucky	J	37 James Smith	P	59 Zach Wood	LS	92 Curtis Brooks	DT
9 Arquon Bush	CB	20 Bryan Cook	S	38 Jake Tewart	CB	60 Zach Bycznski	OL	93 Elijah Ponder	DT
9 Desmond Ridder	QB	21 Myjai Sanders	DE	39 Bryce Burton	K	65 Cody Lamb	OL	94 Chase Brown	DT
10 Brody Ingle	LB	21 Tre Tucker	WR	39 Jaquan Sheppard	S	66 Ethan Voelker	OL	95 Joe Schroer	DT
10 Charles McClelland	RB	22 Ryan Montgomery	RB	40 DeMarco Baker	LB	71 Colin Woodside	OL	96 Cayson Pfeiffer	LS
10 Jake Sopko	QB	22 Collin Widecan	S	41 Joel Dublanko	LB	72 Jonathan Allen	OL	97 Ryan Jones	K
11 Leonard Taylor	TE	23 Gerrid Doaks	RB	42 Malik Vann	DE	74 Blake Bammann	LS	97 Eric Phillips	DT
11 Bryan Wright	LB	23 RJ Potts	LB	43 Michael Pitts	J	74 Jeremy Cooper	OL	98 Mychal Keys	DE
12 Ahmad Gardner	CB	24 JJ Davis	RB	44 Mick Dakes	LB	75 Chris Ferguson	OL	99 Marcus Brown	DT
12 Alec Pierce	WR	25 Tyler Inloes	P	45 Tinashe Bere	LB	76 Marcelo Mendiola	OL		
13 Trent Cloud	WR	25 Cameron Young	RB	46 Grant Horvath	LB	77 Vincent McConnell	OL		



2019 CINCINNATI FOOTBALL

SQUAD BREAKDOWN

STARTERS RETURNING	
OFFENSE (8)	
OL	Morgan James, 6-5, 320, Sr.-3L, Highland, Mich. (13 starts in 2108)
OL	Chris Ferguson, 6-5, 308, Sr.-2L, Nassau, Bahamas (12 starts in 2108)
OL	Jakari Robinson, 6-2, 295, So.-1L, Talladega, Ala. (7 starts in 2108)
TE	Josiah Deguara, 6-3, 240, Sr.-3L, Folsom, Calif. (13 starts in 2108)
WR	Rashad Medaris, 5-11, 177, Sr.-2L, Indianapolis, Ind. (11 starts in 2108)
WR	Thomas Geddis, 6-2, 185, Sr.-3L, Pompano Beach, Fla. (10 starts in 2108)
QB	Desmond Ridder, 6-4, 212, So.-1L, Louisville, Ky. (12 starts in 2108)
RB	Michael Warren II, 5-11, 218, Jr.-2L, Toledo, Ohio (12 starts in 2108)
DEFENSE (7)	
J	Michael Pitts, 6-4, 255, Jr.-2L, Stone Mountain, Ga. (13 starts in 2108)
LB	Bryan Wright, 6-3, 240, Sr.-3L, New Castle, Del. (13 starts in 2108)
LB	Perry Young, 5-11, 220, Sr.-3L, Birmingham, Ala. (8 starts in 2108)
CB	Cam Jefferies, 5-10, 190, Sr.-1L, Painesville, Ohio (9 starts in 2108)
CB	Coby Bryant, 6-1, 195, Jr.-2L, Cleveland, Ohio (12 starts in 2108)
S	Darrick Forrest, 6-0, 200, Jr.-2L, Columbus, Ohio (12 starts in 2108)
S	James Wiggins, 6-0, 202, Jr.-2L, Miami, Fla. (13 starts in 2108)
SPECIAL TEAMS (3)	
K	Cole Smith, One Letter, Middletown, Ohio (12 appearances in 2018)
P	James Smith, Two Letters, Wangaratta, Australia (Ray Guy Award Finalist)
LS	Zach Woods, One Letter, Cincinnati, Ohio (12 appearances in 2018)
STARTERS LOST	
OFFENSE (4)	
OL	Dino Boyd, One Letter, Newark, N.J. (13 starts in 2018)
OL	Kyle Trout, Two Letters, Lancaster, Ohio (12 starts in 2018)
OL	Garrett Campbell, Four Letters, Cincinnati, Ohio (7 starts in 2018)
WR	Kahlil Lewis, Four Letters, Miami, Fla. (13 starts in 2018)
DEFENSE (4)	
DE	Kimoni Fitz, Four Letters, Ringgold, Va. (13 starts in 2018)
DT	Cortez Broughton, Four Letters, Warner Robins, Ga. (13 starts in 2018)
DT	Marquise Copeland, Four Letters, Cleveland, Ohio (13 starts in 2018)
LB	Malik Clements, Four Letters, Danville, Va. (12 starts in 2018)
SPECIAL TEAMS (0)	
INCOMING TRANSFERS	
LB	Darrian Beavers, 6-3, 243, jr., Cincinnati, Ohio (UConn)
S	Bryan Cook, 6-1, 203, Jr., Cincinnati, Ohio (Howard)
K	Sam Crosa, 5-7, 169, Sr., Columbus, Ohio (Western illinois) *
OL	James Hudson, 6-5, 300, So., Toledo, Ohio (Michigan)
S	Kyriq McDonald, 5-11, 200, So., Madison, Ala. (Alabama)
WR	Garyn Prater, 6-4, 210, So., Cincinnati, Ohio (Ohio State)
WR	Blue Smith, 6-4, 220, r-Fr., Huber Hts., Ohio (Ohio State)
2018 TRANSFERS ELIGIBLE IN 2019	
LB	Tinashe Bere, 6-1, 235, Sr., Cincinnati, Ohio (Duke) *

\* - Graduate Transfer

RETURNING STATISTICAL LEADERS	
RUSHING	
Michael Warren II, RB	244 carries, 1,329 yards, 19 TD (career 298/1,653/20)
Gerrid Oaks, RB	87 carries, 513 yards, 2 TD (2017)
Desmond Ridder, QB	149 carries, 583 yards, 5 TD
PASSING	
Desmond Ridder, QB	194-of-311, 2,445 yards, 20 TD, 5 INT
RECEIVING	
Josiah Deguara, TE	38 receptions, 468 yards, 5 TD (career 53/613/5)
Rashad Medaris, WR	26 receptions, 472 yards, 3 TD (career 32/533/3)
Michael Warren II, RB	25 receptions, 232 yards, 1 TD
Jayshon Jackson, WR	23 receptions, 278 yards, 2 TD
Thomas Geddis, WR	20 receptions, 228 yards, 1 TD (career 56/755/5)
SPECIAL TEAMS	
Ryan Jones, K	57.6 yard per kickoff, 30 touchbacks
Cole Smith, K	5-12 FGA, 54-56 PAT, 89 points
James Smith, P	59 punts, 46.6 yards per punt, 20 FC, 25 i20, 16 50+
TACKLES	
Jarell White, LB	58 tackles, 7.0 TFL, 1 INT (career 104 tackles, 9.5 TFL)
Bryan Wright, LB	55 tackles, 8.5 TFL, 5.0 SCK (career 98 tackles, 15.0 TFL)
james Wiggins, S	54 tackles, 4 INT, 5 PBU, 1 FF
Darrick Forrest, S	49 tackles, 1 INT, 2 PBU
Perry Young, LB	45 tackles, 2.5 TFL, 1 FR (career 188 tackles, 13.0 TFL)
Michael Pitts, DE	34 tackles, 7.5 TFL, 4.0 SCK

LETTERWINNERS RETURNING (52)	
OFFENSE (24) - Zach Bycznski, Trent Cloud, Josiah Deguara, Gerrid Oaks, Chris Ferguson, Thomas Geddis, Javan Hawes, Alex Heil, Wilson Huber, Jayshon Jackson, Morgan James, Aulden Knight, Bruno Labelle, Malick Mbodj, Charles McClelland, Vincent McConnell, Rashad Medaris, Alec Pierce, Desmond Ridder, Jakari Robinson, Jake Sopko, Leonard Taylor, Tavion Thomas, Michael Warren II	
DEFENSE (24) - Curtis Brooks, Marcus Brown, Coby Bryant, Arquon Bush, Joel Dublanko, Darrick Forrest, Noah Hamlin, Ja'Von Hicks, Cam Jefferies, TJ Johnson, Kevin Mouhon, Michael Pitts, Elijah Ponder, RJ Potts, Myjai Sanders, Nick Staderman, Jabari Taylor, Ethan Tucky, Malik Vann, Jarell White, Collin Widecan, James Wiggins, Bryan Wright, Perry Young	
SPECIAL TEAMS (4) - Ryan Jones, Cole Smith, James Smith, Zach Wood	

LETTERWINNERS LOST (20)	
OFFENSE (12) - Doug Bates, Taylor Boose, Dino Boyd, Garrett Campbell, Mason Garrison, Kahlil Lewis, Keith Minor, Hayden Moore, Braxton Neal, Jerron Rollins, Kyle Trout, Blake Yager	
DEFENSE (8) - Christian Angulo, Cortez Broughton, Malik Clements, Marquise Copeland, Kimoni Fitz, Tyrell Gilbert, Marquis Smith, Ty Sponseller	
SPECIAL TEAMS (0)	

## 2019 CINCINNATI FOOTBALL

### SQUAD BREAKDOWN

#### BY CLASS

**GRADUATE STUDENTS (11)** - Tinashe Bere, Sam Crosa, Josiah Deguara, Chris Ferguson, Alex Heil, Morgan James, Cam Jefferies, Ryan Jones, Kevin Mouhon, Zach Wood, Bryan Wright

**SENIORS (4)** - Thomas Geddis, Rashad Medaris, Joe Schroer, Perry Young

**JUNIORS (25)** - Darrian Beavers, Curtis Brooks, Marcus Brown, Coby Bryant, Zach Bycznski, Bryan Cook, Gerrid Doaks, Joel Dublanko, Darrick Forrest, Darius Harper, Javan Hawes, TJ Johnson, Aulden Knight, Bruno Labelle, Malick Mbodj, Michael Pitts, Elijah Ponder, James Smith, Jake Sopko, Nick Staderman, Ethan Tucky, Michael Warren II, Jarell White, Collin Widecan, James Wiggins

**SOPHOMORES (26)** - Kyle Bolden, Trent Cloud, Noah Hamlin, Ja'von Hicks, Angelo Howze, Wilson Huber, Jayshon Jackson, Casey Kirk, Michael Kopaygorodsky, Cody Lamb, Charles McClelland, Vincent McConnell, Kyriq McDonald, Alec Pierce, RJ Potts, Garyn Prater, Desmond Ridder, Josiah Robey, Jakari Robinson, Ryan Royer, Myjai Sanders, Cole Smith, Jabari Taylor, Leonard Taylor, Tavion Thomas, Malik Vann

**REDSHIRT FRESHMEN (25)** - Will Adams, Blake Bacevich, DeMarco Baker, Blake Bammann, Chase Brown, Ben Bryant, Arquon Bush, Jeremy Cooper, Wyatt Fischer, James Hudson, Tyler Inloes, Mychal Keys, Nate Lawler, Daeshon Martin, Lorenz Metz, Dylan O'Quinn, Mick Oakes, Yanez Rogers, Blue Smith, Jake Tewart, Ty Van Fossen, Ethan Voelker, Taj Ward, Josh Whyte, Colin Woodside

**FRESHMEN (30)** - Jonathan Allen, Alex Bales, Jackson Bruscianelli, Bryce Burton, Jack Campbell, JJ Davis, Jacob Dingle, Zach Early, Ahmad Gardner, Bray Ginyard, Justin Harris, Steven Hawthorne, Dorian Holloway, Grant Horvath, Zach Hummel, Brody Ingle, Bryant Johnson II, Cam Jones, Cole Kosco, Michael Lindauer, Marcelo Mendiola, Ryan Montgomery, Ryan Mullaney, Cayson Pfeiffer, Eric Phillips, Izaiah Ruffin, Jaquan Sheppard, Jaiir Thomas, Kyle Trischler, Tre Tucker

#### BY POSITION

##### OFFENSE

**OFFENSIVE LINE (17)** - Jonathan Allen, Zach Bycznski, Jeremy Cooper, Zach Early, Chris Ferguson, Darius Harper, Alex Heil, James Hudson, Morgan James, Cody Lamb, Vincent McConnell, Marcelo Mendiola, Lorenz Metz, Dylan O'Quinn, Jakari Robinson, Ethan Voelker, Colin Woodside

**QUARTERBACK (6)** - Ben Bryant, Cam Jones, Cole Kosco, Michael Lindauer, Desmond Ridder, Jake Sopko

**RUNNING BACK (9)** - JJ Davis, Gerrid Doaks, Casey Kirk, Michael Kopaygorodsky, Charles McClelland, Ryan Montgomery, Tavion Thomas, Michael Warren II, Cameron Young

**TIGHT END (5)** - Josiah Deguara, Wilson Huber, Bruno Labelle, Leonard Taylor, Josh Whyte

**WIDE RECEIVER (17)** - Trent Cloud, Wyatt Fischer, Thomas Geddis, Bray Ginyard, Javan Hawes, Jayshon Jackson, Bryant Johnson II, Aulden Knight, Malick Mbodj, Rashad Medaris, Alec Pierce, Garyn Prater, Yanez Rogers, Blue Smith, Jaiir Thomas, Kyle Trischler, Tre Tucker

##### DEFENSE

**CORNERBACK (10)** - Coby Bryant, Arquon Bush, Ahmad Gardner, Noah Hamlin, Justin Harris, Cam Jefferies, TJ Johnson, Josiah Robey, Jake Tewart, Taj Ward

**DEFENSIVE END (11)** - Jack Campbell, Steven Hawthorne, Angelo Howze, Zach Hummel, Mychal Keys, Kevin Mouhon, Ryan Mullaney, Eric Phillips, Izaiah Ruffin, Myjai Sanders, Malik Vann

**DEFENSIVE TACKLE (8)** - Curtis Brooks, Chase Brown, Marcus Brown, Daeshon Martin, Elijah Ponder, Joe Schroer, Nick Staderman, Jabari Taylor

**JACK END (3)** - Blake Bacevich, Michael Pitts, Ethan Tucky

**LINEBACKER (17)** - DeMarco Baker, Darrian Beavers, Tinashe Bere, Kyle Bolden, Jackson Bruscianelli, Joel Dublanko, Dorian Holloway, Grant Horvath, Brody Ingle, Nate Lawler, Mick Oakes, RJ Potts, Ryan Royer, Ty Van Fossen, Jarell White, Bryan Wright, Perry Young

**SAFETY (9)** - Will Adams, Bryan Cook, Jacob Dingle, Darrick Forrest, Ja'von Hicks, Kyriq McDonald, Jaquan Sheppard, Collin Widecan, James Wiggins

##### SPECIAL TEAMS

**KICKER (5)** - Alex Bales, Bryce Burton, Sam Crosa, Ryan Jones, Cole Smith

**LONG SNAPPER (3)** - Blake Bammann, Cayson Pfeiffer, Zach Wood

**PUNTER (2)** - Tyler Inloes, James Smith

#### BY CITY/STATE

**CINCINNATI (27)** - Will Adams (Mason), Blake Bacevich (St. Xavier), DeMarco Baker (Woodward), Darrian Beavers (Colerain), Tinashe Bere (Sycamore), Kyle Bolden (Colerain), Bryce Burton (Princeton), Bryan Cook (Mount Healthy), JJ Davis (Colerain), Ja'Von Hicks (Colerain), Brody Ingle (La Salle), Tyler Inloes (Lebanon), Michael Kopaygorodsky (Mason), Ryan Mullaney (Moeller), Mick Oakes (Indian Hill), Eric Phillips (Colerain), Garyn Prater (Wyoming), Joe Schroer (Elder), Nick Staderman (McNicholas), Jake Tewart (Lebanon), Jaiir Thomas (Winton Woods), Kyle Trischler (Elder), Malik Vann (Farifield), Ethan Voelker (Taylor), Jarell White (La Salle), Josh Whyte (La Salle), Collin Widecan (Mariemont),

**OHIO (48)** - Jonathan Allen (Dayton), Blake Bammann (Lexington), Chase Brown (Cleveland), Coby Bryant (Cleveland), Arquon Bush (Euclid), Zach Bycznski (Berea), Jack Campbell (Columbus), Trent Cloud (Cleveland), Sam Crosa (Columbus), Zach Early (Perry), Wyatt Fischer (Mt. Orab), Darrick Forrest (Columbus), Darius Harper (Springfield), Alex Heil (Wickliffe), Justin Harris (Huber Heights), Dorian Holloway (Columbus), Grant Horvath (Columbus), James Hudson (Toledo), Zach Hummel (Hilliard), Cam Jefferies (Painesville), Bryant Johnson II (Vandalia), TJ Johnson (Cleveland), Mychal Keys (Columbus), Casey Kirk (Dublin), Aulden Knight (Akron), Cole Kosco (Poland), Cody Lamb (Miamisburg), Nate Lawler (Dresden), Daeshon Martin (Akron), Vincent McConnell (Massillon), Ryan Montgomery (Franklin), Dylan O'Quinn (Toledo), Cayson Pfeiffer (Columbus), Ryan Royer (Hilliard), Blue Smith (Huber Heights), Cole Smith (Middletown), Jake Sopko (Avon), Jabari Taylor (Akron), Leonard Taylor (Springfield), Tavion Thomas (Dayton), Tre Tucker (Cuyahoga Falls), Ethan Tucky (Delaware), Ty Van Fossen (Columbus), Taj Ward (Solon), Michael Warren II (Toledo), Zach Wood (Williamsburg), Colin Woodside (Lancaster), Cameron Young (Reynoldsburg)

**ILLINOIS (8)** - Jackson Bruscianelli (Woodridge), Ben Bryant (La Grange), Jeremy Cooper (Chicago), Steven Hawthorne (Chicago), Jayshon Jackson (Chicago), Marcelo Mendiola (Chicago), Alec Pierce (Glen Ellyn), Izaiah Ruffin (Oak Park)

**FLORIDA (7)** - Marcus Brown (Naples), Thomas Geddis (Pompano Beach), Ryan Jones (Kissimmee), Yanez Rogers (Pompano Beach), Myjai Sanders (Jacksonville), Jaquan Sheppard (Zephyrhills), James Wiggins (Miami)

**GEORGIA (6)** - Javan Hawes (Atlanta), Malick Mbodj (Atlanta), Charles McClelland (Du Pont), Kevin Mouhon (Norcross), Michael Pitts (Stone Mountain), Elijah Ponder (Atlanta)

**INDIANA (6)** - Alex Bales (Westfield), Gerrid Doaks (Indianapolis), Angelo Howze (Fishers), Michael Lindauer (Evansville), Rashad Medaris (Indianapolis), RJ Potts (Fishers),

**KENTUCKY (4)** - Jacob Dingle (Louisville), Cam Jones (Lexington), Desmond Ridder (Louisville), Josiah Robey (Franklin)

**ALABAMA (2)** - Kyriq McDonald (Madison), Jakari Robinson (Talladega)

**MICHIGAN (2)** - Ahmad Gardner (Detroit), Morgan James (Highland)

**CALIFORNIA (1)** - Josiah Deguara (Folsom)

**DELAWARE (1)** - Bryan Wright (New Castle)

**NORTH CAROLINA (1)** - Bray Ginyard (Fayetteville)

**PENNSYLVANIA (1)** - Noah Hamlin (Clairton)

**VIRGINIA (1)** - Curtis Brooks (Danville)

**WASHINGTON (1)** - Joel Dublanko (Aberdeen)

#### BY COUNTRY

**AUSTRALIA** - James Smith (Wangaratta)

**BAHAMAS** - Chris Ferguson (Nassau)

**CANADA** - Bruno Labelle (Laval, Quebec)

**GERMANY** - Lorenz Metz (Neuötting)

## HEAD COACH LUKE FICKELL

THIRD YEAR • OHIO STATE '97

The University of Cincinnati football team opened a new era in December 2016 with the hiring of Ohio native Luke Fickell, the Bearcats 42nd football head coach.

The 20-year veteran of the FBS coaching ranks took the reins of the UC program after spending 16 years at his alma mater, Ohio State. His impressive resume includes being on the staff of two national championship winning teams, seeing 14 of his players selected in the NFL Draft, and coordinating outstanding defenses over 12 seasons as a co-coordinator or defensive coordinator.

Entering his third season at UC, Fickell led one of the more remarkable turnarounds in school history in 2018, rebounding from a 4-8 inaugural campaign with the third 11-win season in school history and a win in the Military Bowl. The 2018 American Athletic Conference Coach of the Year, Fickell was a semifinalist for the George Munger Award and was tabbed for the watch lists for the Dodd Trophy and Paul "Bear" Bryant Coach the Year awards.

Establishing his T.E.A.M. culture on the Clifton Hts. campus, standing for Together Everyone Achieves More, UC has emerged as one of the teams to watch in the American, especially on defense where the 2018 Bearcats led the league in rushing defense, scoring defense and total defense and ranked among the Top-15 in the NCAA FBS in all three categories.

Fickell was hired on Dec. 10, 2016 and has been a tireless advocate for the UC program, speaking at numerous events and schools to continue to build the Bearcats brand inside the State of Cincinnati, the 50-mile radius surrounding campus.

An excellent recruiter with strong Ohio, Midwest and Florida relationships, a national presence and a discerning eye for talent, Fickell has put together back-to-back-to-back impactful recruiting classes at Cincinnati. He was named the American Football Coaches Association assistant coach of the year in 2010 and he was named a "top recruiter" in 2012 by both Rivals and ESPN.

The former standout football player, college graduate, NFL player, husband and father is most-noticed as a developer of talent.

His NFL Draft selections include first-round picks A.J. Hawk, Bobby Carpenter, Ryan Shazier and Darron Lee, NFL standout James Laurinaitis, along with Joshua Perry, Anthony Schlegel, Larry Grant, Marcus Freeman, Austin Spitler, Ross Homan and Brian Rolle and most recently UC players Cortez Broughton and Korey Cunningham.

No stranger to championship-level football, Fickell was a part of nine Big Ten Conference titles (seven as a coach, two as a player), two national championship squads and 15 postseason games, including two College Football Playoff appearances.

From 2005-2016, Fickell-coached defenses at Ohio State ranked among the NCAA FBS Top-40 in yards-per-play allowed, averaging a ranking of No. 17 and earning its highest rank of No. 3 in 2016.

## FICKELL'S HEAD COACHING RECORD

YEAR	SCHOOL	OVERALL	CONFERENCE
2011	Ohio State	6-7	3-5 Big Ten (4th)
2017	Cincinnati	4-8	2-6 American East (4th)
2018	Cincinnati	11-2	6-2 American East (3rd)
2019	Cincinnati	2-1	0-0
<b>TOTALS</b>	<b>FOUR SEASONS</b>	<b>23-18 (.550)</b>	<b>11-13 (.458)</b>



Fickell's coaching career began at Ohio State. After spending a year on the injured reserve list with the New Orleans Saints, he was hired in 1999 as a graduate assistant at OSU by his college coach, John Cooper.

Fickell's first full-time coaching position came in 2000 under Lee Owens at Akron, spending two years as defensive line coach. Jim Tressel brought him to Ohio State as special teams coordinator in 2002 and he also worked with the defensive front on the BCA National Championship squad. He was named linebackers coach in 2004, and added co-defensive coordinator duties to his resume in 2005.

In May of 2011 he was asked to take over an Ohio State program staggered by the loss of its head coach, the unexpected departure of a star quarterback and on the cusp of NCAA penalties, and against stacked odds, he led the Buckeyes to a bowl game. Prior to his appointment to serve as head coach, he had been promoted to assistant head coach in March 2011.


He returned to his role as defensive coordinator and linebackers coach in 2012. Over five seasons, coaching under UC alumnus Urban Meyer, Fickell's defensive units were a big reason the Buckeyes went 61-5 and won the 2014 College Football Playoff National Championship.

Fickell was one of the founders of the 2nd & 7 Foundation in 1999 with teammates Ryan Miller and Mike Vrabel. The foundation promotes reading by providing free books and positive role models to kids in need while encouraging young athletes of the community to pay it forward.

A native of Columbus, Ohio, Fickell is a graduate of DeSales High School, where he was a three-time, undefeated state wrestling champion.

Fickell played for the Buckeyes from 1992-96, redshirting the first year and then starting the next four seasons at nose guard. He started a then school-record 50 consecutive games between 1993 and 1996.

He graduated from Ohio State in 1997 with a degree in exercise science. Fickell and his wife Amy have six children: Landon, Luca, twin sons Aydon and Ashton, and twin sons Laykon and Lucian.



## PERSONAL INFORMATION

**Born:** August 18, 1973  
**Hometown:** Columbus, Ohio  
**Wife:** Amy  
**Children:** Landon, Luca, Aydon, Ashton, Laykon, Lucian  
**Education:** Ohio State (1997, B.S.)  
**Year in Coaching:** 20th

## PLAYING CAREER

YEAR	TEAM
1992-96	Ohio State (Nose Guard)

## BOWLS PLAYED IN

YEAR	SCHOOL	BOWL
1993	Ohio State	Holiday
1994	Ohio State	Citrus
1995	Ohio State	Citrus
1996	Ohio State	Rose

## COACHING CAREER

YEAR	SCHOOL	POSITION
1999	Ohio State	Graduate Assistant
2000-01	Akron	Defensive Line
2002-03	Ohio State	Special Teams Coordinator
2004	Ohio State	Linebackers
2005-11	Ohio State	Co-Defensive Coord./Linebackers
2011	Ohio State	Head Coach
2012-16	Ohio State	Defensive Coord./Linebackers
2017-	Cincinnati	Head Coach

## BOWLS COACHED IN

YEAR	SCHOOL	BOWL
2002	Ohio State	Fiesta
2003	Ohio State	Fiesta
2004	Ohio State	Alamo
2005	Ohio State	Fiesta
2006	Ohio State	BCS National Championship
2007	Ohio State	BCS National Championship
2008	Ohio State	Fiesta
2009	Ohio State	Rose
2010	Ohio State	Sugar
2011	Ohio State	Gator
2013	Ohio State	Orange
2014	Ohio State	CFP: Sugar (Semi)/NCG
2015	Ohio State	Fiesta
2016	Ohio State	CFP: Fiesta (Semi)
2018	Cincinnati	Military





## MIKE DENBROCK

GAMEDAY LOCATION: FIELD

OFFENSIVE COORDINATOR/TE • THIRD YEAR • GRAND VALLEY STATE '87  
A veteran of 30-plus years in the coaching profession, Mike Denbrock enters his third season at Cincinnati. He has worked as both an offensive and defensive coordinator and coached every position on the offensive side of the ball. Denbrock's UC offense broke a 48-year old school record in 2018 with 3,113 rushing yards and only the third 11-win season in program history. Most recently, he was at Notre Dame from 2010-16 in a variety of roles. Before his time at Notre Dame, Denbrock spent time at Indiana State, Stanford, Grand Valley State, Michigan State and with the AFL's Buffalo Destroyers. Denbrock was a tight end at GVSU from 1982-85, earning a bachelor's degree in communications in 1987. Denbrock and his wife, Dianne, have a son, Chance.



## BRIAN MASON

GAMEDAY LOCATION: FIELD

SPECIAL TEAMS COORDINATOR/SNIPERS • THIRD YEAR • DENISON '09  
Brian Mason enters his third year at Cincinnati and second on the coaching staff as the special teams coordinator and snipers coach. Punter James Smith was finalist for the Ray Guy Award in 2018 and also earned spots on two All-America squads. UC led the American Conference and finished second in the NCAA FBS in net punting. Mason spent the 2017 season as the Bearcats' director of recruiting. Prior to joining the UC staff, Mason spent eight years coaching at Ohio State, Purdue, Kent State and Bluffton. During his time with the Bearcats recruiting operation, Mason led a team which enabled UC to sign a pair of highly-rated recruiting classes ranked at the top of the American Athletic Conference. Mason and his wife Rachel were married in 2108.



## RON CROOK

GAMEDAY LOCATION: FIELD

OFFENSIVE LINE • THIRD YEAR • WEST LIBERTY STATE '91  
Ron Crook, an almost 30-year veteran of the coaching ranks, enters the third season coaching UC's offensive line. Crook's line helped pave the way towards breaking a 48-year old school record in 2018 with 3,113 rushing yards, UC's first 1,000-yard rusher since 2012 in Michael Warren II and only the third 11-win season in program history. He has mentored offensive linemen from coast-to-coast, with stops at West Virginia, Stanford, Harvard, Illinois, West Liberty State, Glenville State, Clarion and West Virginia Tech. One of his first jobs was as a graduate assistant working with the offensive line at UC in 1993. Crook earned his bachelor's degree in physical education from West Liberty State in 1991. Crook and his wife, Stacy, have three children — Andrew, Cian and Kenley.



## MIKE MICKENS

GAMEDAY LOCATION: FIELD

CORNERBACKS • SECOND YEAR • CINCINNATI '11  
Former University of Cincinnati standout cornerback Mike Mickens joined the football staff in 2018 as the cornerbacks coach. Mickens was a key part of the defensive staff which mentored a group who led the American Athletic Conference in total defense, scoring defense and rushing defense in 2018, finishing no. 9 in the FBS in scoring defense. The two-time, All-America cornerback returned to his alma mater after four years coaching corners at Bowling Green. Mickens also had coaching stints at Idaho and Indiana State. He started his coaching career at UC in 2011. The Dayton, Ohio native was a Playboy and FWAA All-American in 2008 and is UC's career leader in interceptions (14) and interception return yards (296). Mickens and his wife Jessica have a daughter, Millie.



## JON TENUTA

GAMEDAY LOCATION: PRESS BOX

SAFETIES • THIRD YEAR • VIRGINIA '82  
In his third season coaching the safeties at UC and with close to 40 seasons in collegiate coaching, Jon Tenuta has a wealth of FBS experience, including serving as the defensive coordinator at various FBS stops: Kansas State, Ohio State, North Carolina, Georgia Tech, Notre Dame and Virginia. UC's 2018 defense led the American Athletic Conference in total defense, scoring defense and rushing defense in 2018 and finished no. 9 in the FBS in scoring defense. Tenuta also was at Marshall and SMU as the defensive coordinator during the 1980s and has been a defensive coordinator in 19 of his 37 seasons as a collegiate coach. Tenuta and his wife, Dori, have three sons — Zach, Matt and Luke.



## CHAD WILT

DEFENSIVE LINE • FIRST YEAR • TAYLOR '00

A nearly 20-year veteran of the coaching ranks, Chad Wilt joined UC in 2019 after a three-year stint at Army West Point. Wilt's time at Army was impactful as the Black Knights went 29-10 with three wins over arch-rival Navy, three bowl wins and a pair of Commander in Chief's Trophy as the nation's top FB service academy. Prior to Army, Wilt spent time at Maryland (2014-15), Ball State (2011-13), Richmond (2010), Virginia (2009, 2004-05), Liberty (2006-08) and Central Connecticut State (2001-03). Wilt earned his bachelor's degree in sports management from Taylor University and a master's degree from Virginia. The native of Carlisle, Pa., was a two-time NAIA All-American at defensive end Taylor University in Upland, Ind. Wilt and his wife, Megan, have two sons, Cooper and Maddox.



## BRADY COLLINS

DIRECTOR/FB SPORTS PERFORMANCE • THIRD YEAR • OTTERBEIN '09

Collins enters his third season at UC, overseeing a modern and comprehensive performance program which helps the Bearcats maximize their athletic potential with the latest techniques in sports performance. Collins came to UC after spending the two seasons at Ohio State as a football strength coach. A 2009 graduate of Otterbein, Collins went south after graduation to become a volunteer strength coach at Kentucky and intern for the Cincinnati Bengals. He became a graduate assistant coach at Kentucky in 2010 and a year later was named an assistant strength coach. In 2013, he accepted an assistant strength and conditioning position at Mississippi State before he was hired at Ohio State in 2015. Collins and his wife, Allie, are the parents of a daughter, Kaylee and a son, Crew.



## MARCUS FREEMAN

GAMEDAY LOCATION: FIELD

DEFENSIVE COORDINATOR/LINEBACKERS • THIRD YEAR • OHIO STATE '07  
Marcus Freeman enters his third season heading up the Bearcats defensive unit. The Black Cats led the American Athletic Conference in total defense, scoring defense and rushing defense in 2018, finishing no. 9 in the FBS in scoring defense. Freeman joined the UC staff after a four-year stint at Purdue where he coached linebackers and served as the Boilermakers co-defensive coordinator in 2015. Freeman started his coaching career as a graduate assistant coach at his alma mater, Ohio State, in 2010 before going to Kent State in 2011-12 to coach linebackers. A four-year letterwinner for the Buckeyes, Freeman spent time with the Chicago Bears, Buffalo Bills and Houston Texans. Freeman has a daughter, Bria, and he and his wife, Joanna, have six children, Vinny, Siena, Gino, Nico, Capri and Rocco.




## MIKE BROWN

GAMEDAY LOCATION: FIELD

WIDE RECEIVERS • FIRST YEAR • LIBERTY '11

Wide receivers coach Mike Brown joined the Bearcats football staff in 2019. Brown was a two-time All-America selection at Liberty at wide receiver and quarterback and played three years in the NFL before starting a coaching career. He spent the 2018 season at Liberty, his alma mater, coaching the running backs. He had previous coaching stints at Delaware and Michigan. Brown played three seasons for the Jacksonville Jaguars (2012-14), including a 32-catch, 448-yard, two-TD season in 2013. Brown helped Liberty win three Big South Conference titles (2008, 2009, and 2010) and he was named the Big South Player of the Year in 2009 and 2010. The Charlottesville, Virginia, native earned a finance degree from Liberty with a minor in coaching. Brown and his wife Dymond live in Cincinnati.



## GINO GUIDUGLI

GAMEDAY LOCATION: PRESS BOX

QUARTERBACKS • THIRD YEAR • CINCINNATI '05

Former University of Cincinnati standout quarterback Gino Guidugli joined the Bearcats football staff in February 2017. He has been instrumental in the development of QB Desmond Ridder, the 2018 American Athletic Conference Rookie of the Year. Guidugli, a member of UC's James P. Kelly Sr. Athletics Hall of Fame and a charter member of Nippert Stadium's Ring of Honor, returned to his alma mater after spending six seasons at Central Michigan. Prior to joining the coaching ranks, Guidugli played professionally in the Arena and Canadian Football Leagues. He still holds 10 school records, including the career marks for passing yards (11,453) and TD passes (78). Guidugli earned his bachelor's degree in business marketing from Cincinnati in 2005. He and his wife, Michelle, have two sons, Ryland and Ezra.



## DOUG PHILLIPS

GAMEDAY LOCATION: FIELD

RUNNING BACKS • THIRD YEAR • TOLEDO '91

Doug Phillips is in his third season at UC and second coaching a talented running backs unit. He spent the 2016 campaign coaching tight ends and special teams. Phillips mentored a group who helped UC break a 48-year old school record in 2018 with 3,113 rushing yards. Michael Warren II was the Bearcats first 1,000-yard rusher since 2012 and MVP of the Military Bowl. Phillips came to UC in 2017 after spending the 2016 season at Iowa State as the director of player personnel. He has 25 years of football coaching experience, including 10 seasons at the NCAA FBS and FCS level with stints at Bowling Green, Ohio State and Youngstown State. He worked and coached for 15 years at the high school level, including nine as a head coach.

## SUPPORT STAFF



MAX BULLOUGH  
GRAD ASSIST - DEFENSE



DANNY FOLINO  
SPORTS PERFORMANCE



MICHELE GALVIN  
SPORTS MEDICINE



ZACH HIGGINS  
SPORTS PERFORMANCE



AARON HIMMLER  
ASST. ADJ. MEDICAL SVCS.



COLIN HITSCHLER  
SR. DEFENSIVE ANALYST



ALEX HUETTEL  
GRAD ASSIST - OFFENSE



DALVIN JONES  
DIRECTOR, FB EQUIPMENT



PAT LAMBERT  
GRAD ASSIST - DEFENSE



MITCH MAROTTI  
OPERATIONS ASSISTANT



LOGAN MEYER  
ON-CAMPUS RECRUITING



SHERRY MURRAY  
ASSOCIATE TO THE HC



ADAM NIEMEYER  
DIRECTOR, FB VIDEO



NIA ROBINSON  
RECRUITING



AUSTIN SCHAFFER  
DIRECTOR, SCOUTING



GREG SCRUGGS  
DIRECTOR, PLAYER DEV.



KELSEY SHARKEY  
DIRECTOR, NEW MEDIA



JOSH SINAGOGA  
QUALITY CONTROL - GPF



DEVIN SPALDING  
GRAD ASSIST - OFFENSE



KEINGSHIN TOYOTA  
SPORTS MEDICINE



DUSTIN TRIPP  
SPORTS PERFORMANCE



DEANDRE WARD  
SPORTS PERFORMANCE



JOHN WIDECAN  
ASSOC. ADJ. OPERATIONS

2019 CINCINNATI FOOTBALL

2019 STATISTICS

OVERALL: 2-1			AMERICAN: 0-0			HOME: 2-0			AWAY: 0-1			NEUTRAL: 0-0		
DATE	OPPONENT		SCORE		OVERALL		CONFERENCE		TIME		ATTEND			
Aug. 29	UCLA	W	24-14		1-0-0		0-0-0		3:18		38,032			
Sept. 7	@ 5 Ohio State		0-42	L	1-1-0		0-0-0		3:04		104,089			
Sept. 14	MIAMI (OH)	W	35-13		2-1-0		0-0-0		3:22		35526			
Sept. 28	@ Marshall													
Oct. 4	UCF *													
Oct. 12	@ Houston *													
Oct. 19	TULSA *													
Nov. 2	@ ECU *													
Nov. 9	UCONN *													
Nov. 16	@ USF *													
Nov. 23	TEMPLE *													
Nov. 29	@ Memphis *													

TEAM STATISTICS			CINCINNATI			OPPONENT			SCORE BY QUARTERS			1st			2nd			3rd			4th			Total																	
SCORING			59			69			Cincinnati			7			17			28			7			-			59														
Points Per Game			19.7			23.0			Opponents			17			28			17			7			-			69														
Points Off Turnovers			14			7																																			
FIRST DOWNS			59			57			RUSHING			NAME			GP			Att			Gain			Loss			Net			Avg			TD			Long			Avg/G		
Rushing			31			24			WARREN, Michael			3			48			231			11			220			4.6			4			73			73.3					
Passing			25			23			THOMAS, Tavion			2			27			128			5			123			4.6			0			15			61.5					
Penalty			3			10			DOAKS, Gerrid			1			10			53			0			53			5.3			0			14			53.0					
RUSHING YARDAGE			516			396			MONTGOMERY, Ryan			3			7			49			0			49			7.0			0			26			16.3					
Yards gained rushing			600			513			RIDDER, Desmond			3			31			101			61			40			1.3			0			18			13.3					
Yards lost rushing			84			117			BRYANT, Ben			2			3			26			1			25			8.3			0			21			12.5					
Rushing Attempts			131			122			TUCKER, Tre			3			2			12			0			12			6.0			0			9			4.0					
Average Per Rush			3.9			3.2			TOTAL			3			131			600			84			516			3.9			4			73			172.0					
Average Per Game			172.0			132.0			OPPONENTS			3			122			513			117			396			3.2			5			60			132.0					
TDs Rushing			4			5			PASSING			NAME			G			Effic			Cmp-Att-Int			Pct			Yds			TD			Lng			Avg/G					
PASSING YARDAGE			594			537			RIDDER, Desmond			3			134.34			45-76-3			59.2			594			4			52			198.0								
Comp-Att-Int			45-79-3			40-71-2			BRYANT, Ben			2			0.00			0-3-0			0.0			0			0			0			0.0								
Average Per Pass			7.5			7.6			TOTAL			3			129.24			45-79-3			57.0			594			4			52			198.0								
Average Per Catch			13.2			13.4			OPPONENTS			3			132.83			40-71-2			56.3			537			4			75			179.0								
Average Per Game			198.0			179.0			RECEIVING			NAME			G			No.			Yds			Avg			TD			Long			Avg/G								
TDs Passing			4			4			DEGUARA, Josiah			3			9			141			15.7			2			27			47.0											
TOTAL OFFENSE			1110			933			PIERCE, Alec			3			8			169			21.1			0			52			56.3											
Total Plays			210			193			WARREN, Michael			3			8			72			9.0			1			23			24.0											
Average Per Play			5.3			4.8			JACKSON, Jayshon			3			6			56			9.3			0			17			18.7											
Average Per Game			370.0			311.0			GEDDIS, Thomas			3			5			89			17.8			1			51			29.7											
KICK RETURNS: #-Yards			7-142			8-130			MEDARIS, Rashad			3			4			37			9.2			0			15			12.3											
PUNT RETURNS: #-Yards			6-82			7-42			CLOUD, Trent			3			3			5			1.7			0			4			1.7											
INT RETURNS: #-Yards			2-15			3-108			WHYLE, Josh			2			1			19			19.0			0			19			9.5											
KICK RETURN AVERAGE			20.3			16.2			THOMAS, Tavion			2			1			6			6.0			0			6			3.0											
PUNT RETURN AVERAGE			13.7			6.0			TOTAL			3			45			594			13.2			4			52			198.0											
INT RETURN AVERAGE			7.5			36.0			OPPONENTS			3			40			537			13.4			4			75			179.0											
FUMBLES-LOST			3-2			5-3																																			
FUMBLES-LOST			3-2			5-3																																			
PENALTIES-Yards			31-256			19-140																																			
Average Per Game			85.3			46.7																																			
PUNTS-Yards			17-714			15-667																																			
Average Per Punt			42.0			44.5																																			
Net punt average			38.4			36.3																																			
KICKOFFS-Yards			12-688			14-849																																			
Average Per Kick			57.3			60.6																																			
Net kick average			42.3			39.8																																			
TIME OF POSSESSION/Game			33:19			26:41																																			
3RD-DOWN Conversions			16/45			17/40																																			
3rd-Down Pct			36%			42%																																			
4TH-DOWN Conversions			3/5			0/3																																			
4th-Down Pct			60%			0%																																			
SACKS BY-Yards			8-63			10-61																																			
MISC YARDS			0			0																																			
TOUCHDOWNS SCORED			8			9																																			
FIELD GOALS-ATTEMPTS			1-3			2-2																																			
ON-SIDE KICKS			0-0			0-0																																			
RED-ZONE SCORES			(5-12) 42%			(8-12) 67%																																			
RED-ZONE TOUCHDOWNS			(5-12) 42%			(7-12) 58%																																			
PAT-ATTEMPTS			(8-8) 100%			(9-9) 100%																																			
ATTENDANCE			73558			104089																																			
Games/Avg Per Game			2/36779			1/104089																																			



# 2019 CINCINNATI FOOTBALL

## 2018 STATISTICS

OVERALL: **2-1**

AMERICAN: **0-0**

HOME: **2-0**

AWAY: **0-1**

NEUTRAL: **0-0**

### SCORING

Name	TD	FGs	Kick	Rush	Rcv	Pass	DXP	Saf	Points
WARREN, Michael	5	0-0	0-0	0-0	0	0-0	0	0	30
DEGUARA, Josiah	2	0-0	0-0	0-0	0	0-0	0	0	12
CROSA, Sam	0	1-3	8-8	0-0	0	0-0	0	0	11
GEDDIS, Thomas	1	0-0	0-0	0-0	0	0-0	0	0	6
<b>TOTAL</b>	<b>8</b>	<b>1-3</b>	<b>8-8</b>	<b>0-0</b>	<b>0</b>	<b>0-0</b>	<b>0</b>	<b>0</b>	<b>59</b>
<b>OPPONENTS</b>	<b>9</b>	<b>2-2</b>	<b>9-9</b>	<b>0-0</b>	<b>0</b>	<b>0-0</b>	<b>0</b>	<b>0</b>	<b>69</b>

### TOTAL OFFENSE

Name	G	Plays	Rush	Pass	Total	Avg/G
RIDDER, Desmond	3	107	40	594	634	211.3
WARREN, Michael	3	48	220	0	220	73.3
THOMAS, Tavion	2	27	123	0	123	61.5
DOAKS, Gerrid	1	10	53	0	53	53.0
MONTGOMERY, Ryan	3	7	49	0	49	16.3
BRYANT, Ben	2	6	25	0	25	12.5
TUCKER, Tre	3	2	12	0	12	4.0
<b>TOTAL</b>	<b>3</b>	<b>210</b>	<b>516</b>	<b>594</b>	<b>1110</b>	<b>370.0</b>
<b>OPPONENTS</b>	<b>3</b>	<b>193</b>	<b>396</b>	<b>537</b>	<b>933</b>	<b>311.0</b>

### FIELD GOALS

NAME	M-A	PCT	01-19	20-29	30-39	40-49	50+	LG	BLK
CROSA, Sam	1-3	33.3	0-0	0-0	0-2	1-1	0-0	44	1

### PUNTING

NAME	NO.	YDS	AVG	LONG	TB	FC	I20	50+	BLKD
SMITH, James	17	714	42.0	59	1	5	5	1	0
<b>TOTAL</b>	<b>17</b>	<b>714</b>	<b>42.0</b>	<b>59</b>	<b>1</b>	<b>5</b>	<b>5</b>	<b>1</b>	<b>0</b>
<b>OPPONENTS</b>	<b>15</b>	<b>667</b>	<b>44.5</b>	<b>72</b>	<b>2</b>	<b>3</b>	<b>3</b>	<b>3</b>	<b>0</b>

### KICKOFFS

NAME	NO.	YDS	AVG	TB	OB	RETN	NET	YDLN
JONES, Ryan	12	688	57.3	2	0			
<b>TOTAL</b>	<b>12</b>	<b>688</b>	<b>57.3</b>	<b>2</b>	<b>0</b>	<b>130</b>	<b>42.3</b>	<b>22</b>
<b>OPPONENTS</b>	<b>14</b>	<b>849</b>	<b>60.6</b>	<b>6</b>	<b>1</b>	<b>142</b>	<b>39.8</b>	<b>25</b>

### INTERCEPTIONS

NAME	NO.	YDS	AVG	TD	LONG
YOUNG, Perry	1	0	0.0	0	0
HICKS, Ja'Von	1	15	15.0	0	15
<b>TOTAL</b>	<b>2</b>	<b>15</b>	<b>7.5</b>	<b>0</b>	<b>15</b>
<b>OPPONENTS</b>	<b>3</b>	<b>108</b>	<b>36.0</b>	<b>0</b>	<b>66</b>

### PUNT RETURNS

NAME	NO.	YDS	AVG	TD	LONG
MONTGOMERY, Ryan	6	82	13.7	0	25
<b>TOTAL</b>	<b>6</b>	<b>82</b>	<b>13.7</b>	<b>0</b>	<b>25</b>
<b>OPPONENTS</b>	<b>7</b>	<b>42</b>	<b>6.0</b>	<b>0</b>	<b>11</b>

### KICK RETURNS

NAME	NO.	YDS	AVG	TD	LONG
TUCKER, Tre	7	142	20.3	0	30
<b>TOTAL</b>	<b>7</b>	<b>142</b>	<b>20.3</b>	<b>0</b>	<b>30</b>
<b>OPPONENTS</b>	<b>8</b>	<b>130</b>	<b>16.2</b>	<b>0</b>	<b>25</b>

### FUMBLE RETURNS

NAME	NO.	YDS	AVG	TD	LONG
<b>TOTAL</b>	<b>0</b>	<b>0</b>	<b>0.0</b>	<b>0</b>	<b>0</b>
<b>OPPONENTS</b>	<b>0</b>	<b>0</b>	<b>0.0</b>	<b>0</b>	<b>0</b>

### ALL PURPOSE

Name	G	Rush	Rec	PR	KOR	IR	Tot	Avg/G
WARREN, Michael	3	220	72	0	0	0	292	97.3
PIERCE, Alec	3	0	169	0	0	0	169	56.3
TUCKER, Tre	3	12	0	0	142	0	154	51.3
DEGUARA, Josiah	3	0	141	0	0	0	141	47.0
MONTGOMERY, Ryan	3	49	0	82	0	0	131	43.7
THOMAS, Tavion	2	123	6	0	0	0	129	64.5
GEDDIS, Thomas	3	0	89	0	0	0	89	29.7
JACKSON, Jayshon	3	0	56	0	0	0	56	18.7
DOAKS, Gerrid	1	53	0	0	0	0	53	53.0
RIDDER, Desmond	3	40	0	0	0	0	40	13.3
MEDARIS, Rashad	3	0	37	0	0	0	37	12.3
BRYANT, Ben	2	25	0	0	0	0	25	12.5
WHYLE, Josh	2	0	19	0	0	0	19	9.5
HICKS, Ja'Von	3	0	0	0	0	15	15	5.0
CLOUD, Trent	3	0	5	0	0	0	5	1.7
<b>TOTAL</b>	<b>3</b>	<b>516</b>	<b>594</b>	<b>82</b>	<b>142</b>	<b>15</b>	<b>1349</b>	<b>449.7</b>
<b>OPPONENTS</b>	<b>3</b>	<b>396</b>	<b>537</b>	<b>42</b>	<b>130</b>	<b>108</b>	<b>1213</b>	<b>404.3</b>

2019 CINCINNATI FOOTBALL

2019 STATISTICS

OVERALL: <b>2-1</b>	AMERICAN: <b>0-0</b>	HOME: <b>2-0</b>	AWAY: <b>0-1</b>	NEUTRAL: <b>0-0</b>
---------------------	----------------------	------------------	------------------	---------------------

DEFENSE

#	NAME	GP-GS	TACKLES			TFL/YDS	SACKS		PASS DEF		QBH	FUMBLES		BLKD	
			SOLO	AST	TOT		NO-YDS	INT-YDS	BRUP			RCV-YDS	FF	KICK	SAF
5	FORREST, Darrick	3-3	16	9	25	0.5-0	.	.	2	.	.	.	.	.	.
11	WRIGHT, Bryan	3-3	9	7	16	3.5-25	2.0-17	.	1	.	.	.	1	.	.
43	PITTS, Michael	3-3	6	8	14	5.0-31	3.0-28	.	1	1	.	.	.	.	.
6	YOUNG, Perry	3-3	8	5	13	1.0-2	.	1-0	1	2	.	.	.	.	.
7B	BRYANT, Coby	3-3	8	4	12	0.5-1	.	.	1	.	.	.	.	.	.
42	VANN, Malik	3-0	7	5	12	2.0-10	2.0-10	.	.	1	.	.	.	.	.
10	TUCKY, Ethan	3-0	8	3	11	3.0-6	.	.	.	.	.	.	.	.	.
8W	WHITE, Jarell	3-0	6	5	11	.	.	.	.	.	.	.	.	.	.
3H	HICKS, Ja'Von	3-3	6	3	9	.	.	1-15	.	.	.	1-0	1	.	.
14	JEFFERIES, Cam	3-3	6	3	9	.	.	.	.	.	.	.	.	.	.
41	DUBLANKO, Joel	3-0	1	6	7	1.5-3	.	.	.	.	.	.	.	.	.
21	SANDERS, Myjai	3-3	4	3	7	1.5-8	.	.	.	2	.	1-0	.	.	.
92	BROOKS, Curtis	3-0	3	4	7	2.0-3	.	.	.	1	.	1-0	.	.	.
15	WARD, Taj	3-0	5	2	7	.	.	.	.	.	.	.	.	.	.
27	BEAVERS, Darrian	3-3	4	2	6	.	.	.	.	.	.	.	.	.	.
93	PONDER, Elijah	3-3	3	3	6	2.0-6	.	.	.	.	.	.	.	.	.
99	BROWN, Marcus	3-0	1	4	5	0.5-1	.	.	.	.	.	.	.	.	.
90	TAYLOR, Jabari	3-3	1	3	4	.	.	.	.	.	.	.	.	.	.
2P	POTTS, RJ	3-0	1	2	3	.	.	.	.	.	.	.	.	.	.
29	DINGLE, Jacob	1-0	2	.	2	.	.	.	.	.	.	.	.	.	.
12	PIERCE, Alec	3-2	2	.	2	.	.	.	.	.	.	.	.	.	.
13	CLOUD, Trent	3-1	2	.	2	.	.	.	.	.	.	.	.	.	.
82	HUBER, Wilson	3-1	.	2	2	.	.	.	.	.	.	.	.	.	.
48	MOUHON, Kevin	2-0	1	.	1	.	.	.	.	1	.	.	.	.	.
77	McConnell, Vincent	3-0	1	.	1	.	.	.	.	.	.	.	.	.	.
83	DEGUARA, Josiah	3-3	1	.	1	.	.	.	.	.	.	.	.	.	.
1B	INGLE, Brody	2-0	.	1	1	.	.	.	.	.	.	.	.	.	.
1G	GARDNER, Ahmad	3-0	1	.	1	.	.	.	.	.	.	.	.	.	.
17	MEDARIS, Rashad	3-1	1	.	1	.	.	.	.	.	.	.	.	.	.
26	MCDONALD, Kyriq	2-0	1	.	1	.	.	.	.	.	.	.	.	.	.
TOTAL		3-0	115	84	199	23-96	8-63	2-15	6	8		3-0	2	.	.
OPPONENTS		3-0	119	110	229	21.0-81	10-61	3-108	10	2		2-0	3	1	.

SPECIAL TEAMS TACKLES

PLAYER	TOTAL	KO	PUNT
DINGLE, Jacob	2	2	0
PIERCE, Alec	2	0	2
POTTS, RJ	2	2	0
CLOUD, Trent	2	0	2
WHITE, Jarell	2	2	0
HUBER, Wilson	2	2	0
SANDERS, Myjai	1	1	0
MEDARIS, Rashad	1	0	1
MCDONALD, Kyriq	1	1	0

PLAYER	TOTAL	KO	PUNT
YOUNG, Perry	1	0	1
TOTALS	16	10	6

# 2019 CINCINNATI FOOTBALL

## 2018 STATISTICS

OVERALL: **2-1**

AMERICAN: **0-0**

HOME: **2-0**

AWAY: **0-1**

NEUTRAL: **0-0**

### FIELD GOALS (MADE) MISSED

FG SEQUENCE	CINCINNATI	OPPONENTS
UCLA	32,[44]	-
@ Ohio State	32	-
MIAMI (OH)	-	41, 36
@ Marshall		
UCF		
@ Houston		
TULSA		
@ ECU		
UCONN		
@ USF		
TEMPLE		
@ Memphis		

### TURNOVERS

Takeaways..... 5 (3 Interceptions, 2 Fumble Recovery)  
Turnovers..... 5 (2 Interception, 3 Fumbles)

#### Points Off Turnovers

Cincinnati.....14  
Opponents.....7

#### Points Off Turnovers/Game

Cincinnati.....4.7  
Opponents.....2.3

GAME	GIVEAWAYS			TAKEAWAYS			+/-
	FUM	INT	TOT	FUM	INT	TOT	
UCLA	1	1	2	2	2	4	+2
@ Ohio State	1	1	2	0	0	0	-2
MIAMI (OH)	0	1	1	1	0	0	0
@ Marshall							
UCF							
@ Houston							
TULSA							
@ ECU							
UCONN							
@ USF							
TEMPLE							
@ Memphis							

### RED ZONE

**UC Red Zone Entries**.....5 of 12 (41.7%)  
Scores..... 5 (5 TDs, 3 Rush TDs, 2 Pass TDs, 0 FGs)  
Non-Scores.....6 (2 FGA, 1 Downs, 2 INT, 1 Fum., 1 Half)

**Opponent Red Zone Entries**..... 8 of 12 (66.7%)  
Scores.....8 (7 TDs, 4 Rush TDs, 3 Pass TDs, 1 FGs)  
Non-Scores.....4 (0 FGA, 1 Downs, 0 INT, 3 Fum., 0 Half)

### KICKOFFS

Kickoffs.....12 - 688 Yards (57.3)  
Touchbacks.....2  
Opponent Kickoff Returns.....8 - 130 yards (16.2)  
Out of Bounds.....0  
Average Opponent Drive Start..... 25-yard line

### FUMBLES

NAME	NO. - LOST
Gerrid Doaks.....	1-1
Desmond Ridder.....	1-0
Tavion Thomas.....	1-1

### OPENING DRIVES – OFFENSE

GAME	1ST	2ND
UCLA	Punt	Touchdown
@ Ohio State	Punt	Punt
MIAMI (OH)	Punt	Touchdown

@ Marshall
UCF
@ Houston
TULSA
@ ECU
UCONN
@ USF
TEMPLE
@ Memphis

### OPENING DRIVES – DEFENSE

GAME	1ST	2ND
UCLA	Fumble	Interception
@ Ohio State	Punt	Punt
MIAMI (OH)	Punt	Punt

@ Marshall
UCF
@ Houston
TULSA
@ ECU
UCONN
@ USF
TEMPLE
@ Memphis

### UC ON COIN FLIPS

GAME	RESULT	SCORE
UCLA	L (Receive)	W, 24-14
@ Ohio State	W (Defer)	L, 42-0
MIAMI (OH)	W (Defer)	W, 35-13

@ Marshall
UCF
@ Houston
TULSA
@ ECU
UCONN
@ USF
TEMPLE
@ Memphis

### AMERICAN WEEKLY HONORS

<b>Sept. 2</b>	Michael Warren II (Honor Roll)
<b>Sept. 16</b>	Michael Warren II (Honor Roll)

### TEAM WEEKLY HONORS

<b>UCLA</b>	Desmond Ridder (Offense) Perry Young (Defense) Kyriq McDonald (Special Teams)
<b>Ohio State</b>	None
<b>UCLA</b>	Michael Warren II (Offense) Michael Pitts (Defense) Ryan Montgomery (Special Teams)

### MILESTONE VICTORIES

NO.	DATE	SCORE	OPPONENT	PLACE
1	11/14/85	26-6	Mt. Auburn	Cincinnati
50	10/18/02	6-0	Indianapolis	Cincinnati
100	11/02/18	6-0	Fort Thomas	Cincinnati
150	10/29/32	25-6	Wittenberg	Cincinnati
200	09/22/45	30-0	Denison	Cincinnati
250	10/11/52	20-13	Xavier	Cincinnati
300	11/25/61	19-13	Detroit	Cincinnati
350	11/27/71	19-16	Louisville	Louisville, Ky.
400	10/09/82	34-14	Long Beach	Cincinnati
450	10/28/95	55-19	N. Illinois	DeKalb, Ill.
500	10/30/04	21-10	TCU	Cincinnati
550	10/09/10	45-3	Miami (OH)	Cincinnati
600	10/24/16	27-20	Miami (OH)	Cincinnati

Currently 619 wins; \* - Riverfront Stadium

# 2019 CINCINNATI FOOTBALL

## 2019 STATISTICS

OVERALL: <b>2-1</b>		AMERICAN: <b>0-0</b>	HOME: <b>2-0</b>	AWAY: <b>0-1</b>	NEUTRAL: <b>0-0</b>
<b>INDIVIDUAL GAME HIGHS</b>			<b>OPPONENT INDIVIDUAL GAME HIGHS</b>		
Rushes	26	WARREN, Michael vs UCLA [08/29/19]	Rushes	23	Felton, D, vs UCLA [08/29/19]
Yards Rushing	113	WARREN, Michael vs Miami [OH] [09/14/19]	Yards Rushing	141	Dobbins, J.K., at Ohio State [09/07/19]
TD Rushes	3	WARREN, Michael vs Miami [OH] [09/14/19]	TD Rushes	2	Dobbins & Fields, at Ohio State [09/07/19]
Long Rush	73	WARREN, Michael vs Miami [OH] [09/14/19]	Long Rush	60	Dobbins, J.K., at Ohio State [09/07/19]
Pass attempts	30	RIDDER, Desmond vs Miami [OH] [09/14/19]	Pass attempts	26	Thmpsn-Robinson, vs UCLA [08/29/19]
Pass completions	18	RIDDER, Desmond vs UCLA [08/29/19]	Pass completions	20	Fields, Justin, at Ohio State [09/07/19]
Yards Passing	242	RIDDER, Desmond vs UCLA [08/29/19]	Yards Passing	224	Fields, Justin, at Ohio State [09/07/19]
TD Passes	2	twice by RIDDER vs UCLA & vs. Miami [OH]	TD Passes	2	twice
Long Pass	52	RIDDER, Desmond vs UCLA [08/29/19]	Long Pass	75	Thmpsn-Robinson, vs UCLA [08/29/19]
Receptions	5	WARREN, Michael vs Miami [OH] [09/14/19]	Receptions	8	Hill, K.J., at Ohio State [09/07/19]
Yards Receiving	93	PIERCE, Alec at Ohio State [09/07/19]	Yards Receiving	91	Felton, D, vs UCLA [08/29/19]
TD Receptions	1	four times	TD Receptions	1	four times
Long Reception	52	PIERCE, Alec vs UCLA [08/29/19]	Long Reception	75	Felton, D, vs UCLA [08/29/19]
Field Goals	1	CROSA, Sam vs UCLA [08/29/19]	Field Goals	2	SLOMAN, Sam, vs Miami [OH] [09/14/19]
Long Field Goal	44	CROSA, Sam vs UCLA [08/29/19]	Long Field Goal	41	SLOMAN, Sam, vs Miami [OH] [09/14/19]
Punts	8	SMITH, James at Ohio State [09/07/19]	Punts	7	KRAMER, Kyle, vs Miami [OH] [09/14/19]
Punting Avg	45.0	SMITH, James vs UCLA [08/29/19]	Punting Avg	45.6	Lees, Wade, vs UCLA [08/29/19]
Long Punt	59	SMITH, James vs UCLA [08/29/19]	Long Punt	72	Lees, Wade, vs UCLA [08/29/19]
Punts inside 20	3	SMITH, James at Ohio State [09/07/19]	Punts inside 20	2	Chrisman, Drue, at Ohio State [09/07/19]
Long Punt Return	25	MONTGOMERY, Ryan vs UCLA [08/29/19]	Long Punt Return	11	WALKER, Jalen, vs Miami [OH] [09/14/19]
Long Kickoff Return	30	TUCKER, Tre at Ohio State [09/07/19]	Long Kickoff Return	25	McCall, Demario, at Ohio State [09/07/19]
Tackles	9	twice by FORREST vs UCLA & vs Miami [OH]	Tackles	10	Gates & Barnes, vs UCLA [08/29/19]
Sacks	2.0	twice, VANN & PITTS vs Miami [OH] [09/14/19]	Sacks	2.0	BUTLER, Kameron, vs Miami [OH] [09/14/19]
Tackles For Loss	2.5	PITTS, Michael vs Miami [OH] [09/14/19]	Tackles For Loss	4.0	BUTLER, Kameron, vs Miami [OH] [09/14/19]
Interceptions	1	twice, HICKS & YOUNG vs UCLA [08/29/19]	Interceptions	1	three times
<b>TEAM GAME HIGHS</b>			<b>OPPONENT TEAM GAME HIGHS</b>		
Rushes	49	vs UCLA [08/29/19]	Rushes	46	at Ohio State [09/07/19]
Yards Rushing	234	vs Miami [OH] [09/14/19]	Yards Rushing	270	at Ohio State [09/07/19]
Yards Per Rush	4.9	vs Miami [OH] [09/14/19]	Yards Per Rush	5.9	at Ohio State [09/07/19]
TD Rushes	3	vs Miami [OH] [09/14/19]	TD Rushes	4	at Ohio State [09/07/19]
Pass attempts	30	vs Miami [OH] [09/14/19]	Pass attempts	27	at Ohio State [09/07/19]
Pass completions	18	vs UCLA [08/29/19]	Pass completions	22	at Ohio State [09/07/19]
Yards Passing	242	vs UCLA [08/29/19]	Yards Passing	238	at Ohio State [09/07/19]
Yards Per Pass	9.3	vs UCLA [08/29/19]	Yards Per Pass	8.8	at Ohio State [09/07/19]
TD Passes	2	twice	TD Passes	2	twice
Total Plays	78	vs Miami [OH] [09/14/19]	Total Plays	73	at Ohio State [09/07/19]
Total Offense	420	vs Miami [OH] [09/14/19]	Total Offense	508	at Ohio State [09/07/19]
Yards Per Play	5.6	vs UCLA [08/29/19]	Yards Per Play	7.0	at Ohio State [09/07/19]
Points	35	vs Miami [OH] [09/14/19]	Points	42	at Ohio State [09/07/19]
Sacks By	5	vs Miami [OH] [09/14/19]	Sacks By	5	at Ohio State [09/07/19]
First Downs	23	twice	First Downs	31	at Ohio State [09/07/19]
Penalties	11	vs Miami [OH] [09/14/19]	Penalties	9	vs UCLA [08/29/19]
Penalty Yards	115	vs Miami [OH] [09/14/19]	Penalty Yards	60	vs UCLA [08/29/19]
Turnovers	2	twice	Turnovers	4	vs UCLA [08/29/19]
Interceptions By	2	vs UCLA [08/29/19]	Interceptions By	1	three times
Punts	8	at Ohio State [09/07/19]	Punts	7	vs Miami [OH] [09/14/19]
Punting Avg	45.0	vs UCLA [08/29/19]	Punting Avg	45.6	vs UCLA [08/29/19]
Long Punt	59	vs UCLA [08/29/19]	Long Punt	72	vs UCLA [08/29/19]
Punts inside 20	3	at Ohio State [09/07/19]	Punts inside 20	2	at Ohio State [09/07/19]
Long Punt Return	25	vs UCLA [08/29/19]	Long Punt Return	11	vs Miami [OH] [09/14/19]
<b>CINCINNATI'S LONGEST PLAYS</b>			<b>OPPONENT'S LONGEST PLAYS</b>		
Rushing	73 *	Michael Warren II vs. Miami OH [09/14/19]	Rushing	60 *	JK Dobbins at Ohio State [09/07/19]
Passing	52	Ridder to Pierce vs. UCLA [08/29/19]	Passing	75 *	Thompson-Robinson to Felton, UCLA [08/29/19]
Field Goal	44	Sam Crosa vs. UCLA [08/29/19]	Field Goal	41	Sam Sloman, Miami OH [09/14/19]
Punt	59	James Smith vs. UCLA [08/29/19]	Punt	72	Wade Lees, UCLA [08/29/19]
Punt Return	25	Ryan Montgomery vs. UCLA [08/29/19]	Punt Return	9	KJ Hill at Ohio State [09/07/19]
Kickoff Return	30	Tre Tucker at Ohio State [09/07/19]	Kickoff Return	25	Demario McCall at Ohio State [09/07/19]
Interception Return	15	Ja'Von Hicks vs. UCLA [08/29/19]	Interception Return	66	Jay Shaw, UCLA [08/29/19]
Fumble Return		none	Fumble Return		none

\* - Touchdown scored on the play

# 2019 CINCINNATI FOOTBALL

## 2018 STATISTICS

OVERALL: **2-1**

AMERICAN: **0-0**

HOME: **2-0**

AWAY: **0-1**

NEUTRAL: **0-0**

### GAME-BY-GAME COMPARISON

Opponent	Score	Total	First Downs			Rushing Number-Yards	Passing		Total Offense Plays-Yards	Return Yards	Turn- Overs
			Rush	Pass	Pen		Comp-Att-Int	Yards			
UCLA	24-14	23/12	11/4	12/5	0/3	49-175/36-62	18-26-1/8-26-2	242/156	75-417/62-218	68/78	2/4
@ Ohio State	0-42	13/31	7/13	5/13	1/5	34-107/46-270	13-23-1/22-27-0	166/238	57-273/73-508	61/95	2/0
MIAMI (OH)	35-13	23/14	13/7	8/5	2/2	48-234/40-64	14-30-1/10-18-0	186/143	78-420/58-207	110/107	1/1
@ Marshall											
UCF											
@ Houston											
TULSA											
@ ECU											
UCONN											
@ USF											
TEMPLE											
@ Memphis											
<b>TOTALS</b>	<b>59-69</b>	<b>59/57</b>	<b>31/24</b>	<b>25/23</b>	<b>3/10</b>	<b>131-516/122-396</b>	<b>45-78-3/40-71-2</b>	<b>594/537</b>	<b>210-1110/193-933</b>	<b>239/280</b>	<b>5/5</b>

Opponent	3rd Down		4th Down		Time of Possession	TOP Margin	Avg		Avg Yds/Play	Punting		Penalties	
	Conversions		Conversions				Yds/Rush	Yds/Pass		Number-Avg		Number-Yards	
UCLA	8-16/6-15		0-1/0-1		38:27/21:33	16:54	3.6/1.7	9.3/6.0	5.6/3.5	4-45.0/5-45.6		10-63/9-60	
@ Ohio State	3-14/7-11		1-1/0-1		28:39/31:21	-2:42	3.1/5.9	7.2/8.8	4.8/7.0	8-41.9/3-43.0		10-78/2-25	
MIAMI (OH)	5-15/4-14		2-3/0-1		32:52/27:08	5:44	4.9/1.6	6.2/7.9	5.4/3.6	5-39.8/7-44.3		11-115/8-55	
@ Marshall													
UCF													
@ Houston													
TULSA													
@ ECU													
UCONN													
@ USF													
TEMPLE													
@ Memphis													
<b>TOTALS</b>	<b>16-45/17-40</b>		<b>3-5/0-3</b>		<b>99:58/80:02</b>	<b>19:56</b>	<b>3.9/3.2</b>	<b>7.5/7.6</b>	<b>5.3/4.8</b>	<b>17-42.0/15-44.5</b>		<b>256/140</b>	

Note: Game totals are displayed in the format TEAM/OPPONENT for each category; \*-American Athletic Conference game



2019 CINCINNATI FOOTBALL

2019 STATISTICS

OVERALL: <b>2-1</b>	AMERICAN: <b>0-0</b>	HOME: <b>2-0</b>	AWAY: <b>0-1</b>	NEUTRAL: <b>0-0</b>
---------------------	----------------------	------------------	------------------	---------------------

GAME-BY-GAME STATISTICS

Date	Opponent	RUSHING				RECEIVING				PASSING				KICK RET				PUNT RET				TOT	
		No.	Yds	TD	Lg	No.	Yds	TD	Lg	Cmp-Att-Int	Yds	TD	Lg	No	Yds	TD	Lg	No	Yds	TD	Lg	OFF	DEF
08/29	UCLA	49	175	1	15	18	242	2	52	18-26-1	242	2	52	1	28	0	28	1	25	0	25	417	273
09/07	@ Ohio State	34	107	0	21	13	166	0	46	13-23-1	166	0	46	3	61	0	30	0	0	0	0	273	420
09/14	MIAMI (OH)	48	234	3	73	14	186	2	51	14-30-1	186	2	51	3	53	0	22	5	57	0	16	420	
09/28	@ Marshall																						
10/04	UCF																						
10/12	@ Houston																						
10/19	TULSA																						
11/02	@ ECU																						
11/09	UCONN																						
11/16	@ USF																						
11/23	TEMPLE																						
11/29	@ Memphis																						
	TOTALS	131	516	4	73	45	594	4	52	45-79-3	594	4	52	7	142	0	30	6	82	0	25	1110	933
	OPPONENT	122	396	5	60	40	537	4	75	40-71-2	537	4	75	8	130	0	25	7	42	0	11	933	

		TACKLES			SACKS		FUMBLE		PASS		BLKD	KICKS	XPTS				
Date	Opponent	Solo	Ast	Total	TFL-Yds	No-Yds	FF	FR-Yds	Int-Yds	QBH	Brk	Kick	Att-Mad	Run	Rcv	Saf	Pts
08/29	UCLA	28	28	56	6.0-24	1.0-10	0	2-0	2-15	7	4	0	3-3	0	0	0	24
09/07	@ Ohio State	49	20	69	5.0-17	1.0-4	1	0-0	0-0	0	1	0	0-0	0	0	0	0
09/14	MIAMI (OH)	38	36	74	12.0-55	5.0-41	1	1-0	0-0	1	1	0	5-5	0	0	0	35
09/28	@ Marshall																
10/04	UCF																
10/12	@ Houston																
10/19	TULSA																
11/02	@ ECU																
11/09	UCONN																
11/16	@ USF																
11/23	TEMPLE																
11/29	@ Memphis																
	TOTALS	115	84	199	23.0-96	7.0-55	2	3-0	2-15	8	6	0	8-8	0	0	0	59
	OPPONENT	119	110	229	21.0-81	10.0-61	3	2-0	3-108	2	10	1	9-9	0	0	0	69

Date	Opponent	PUNTING									FIELD GOALS			KICKOFFS				
		No	Yds	Avg	Long	Blkd	TB	FC	50+	I20	Att-Made	Lg	Blkd	No	Yds	Avg	TB	OB
08/29	UCLA	4	180	45.0	59	0	1	2	1	1	2-1	44	0	5	255	51.0	2	0
09/07	@ Ohio State	8	335	41.9	48	0	0	2	0	3	1-0	0	1	1	61	61.0	0	0
09/14	MIAMI (OH)	5	199	39.8	44	0	0	1	0	1	0-0	0	0	6	372	62.0	0	0
09/28	@ Marshall																	
10/04	UCF																	
10/12	@ Houston																	
10/19	TULSA																	
11/02	@ ECU																	
11/09	UCONN																	
11/16	@ USF																	
11/23	TEMPLE																	
11/29	@ Memphis																	
	TOTALS	17	714	42.0	59	0	1	5	1	5	3-1	44	1	12	688	57.3	2	0
	OPPONENT	15	667	44.5	72	0	2	3	3	3	2-2	41	0	14	849	60.6	6	1

2019 CINCINNATI FOOTBALL

2018 STATISTICS

OVERALL: **2-1**

AMERICAN: **0-0**

HOME: **2-0**

AWAY: **0-1**

NEUTRAL: **0-0**

OPPONENT GAME-BY-GAME STATISTICS

Date	Opponent	RUSHING				RECEIVING				PASSING				KICK RET				PUNT RET				TOT
		No.	Yds	TD	Lg	No.	Yds	TD	Lg	Cmp-Att-Int	Yds	TD	Lg	No	Yds	TD	Lg	No	Yds	TD	Lg	OFF
08/29	UCLA	36	62	0	10	8	156	2	75	8-26-2	156	2	75	1	12	0	12	0	0	0	0	218
09/07	@ Ohio State	46	270	4	60	22	238	2	39	22-27-0	238	2	39	1	25	0	25	4	28	0	9	508
09/14	MIAMI (OH)	40	64	1	10	10	143	0	42	10-18-0	143	0	42	6	93	0	23	3	14	0	11	207
09/28	@ Marshall																					
10/04	UCF																					
10/12	@ Houston																					
10/19	TULSA																					
11/02	@ ECU																					
11/09	UCONN																					
11/16	@ USF																					
11/23	TEMPLE																					
11/29	@ Memphis																					
	OPP. TOTALS	122	396	5	60	40	537	4	75	40-71-2	537	4	75	8	130	0	25	7	42	0	11	933
	CINCINNATI	131	516	4	73	45	594	4	52	45-79-3	594	4	52	7	142	0	30	6	82	0	25	1110

Date	Opponent	TACKLES			TFL-Yds	SACKS		FUMBLE		PASS		BLKD		KICKS		XPTS		Saf	Pts
		Solo	Ast	Total		No-Yds	FF	FR-Yds	Int-Yds	QBH	Brk	Kick	Att-Mad	Run	Rcv				
08/29	UCLA	39	48	87	4.0-12	1.0-8	1	1-0	1-66	2	2	0	2-2	0	0	0	0	0	14
09/07	@ Ohio State	33	28	61	7.0-33	5.0-30	2	1-0	1-42	0	3	1	6-6	0	0	0	0	0	42
09/14	MIAMI (OH)	47	34	81	10.0-36	4.0-23	0	0-0	1-0	0	5	0	1-1	0	0	0	0	0	13
09/28	@ Marshall																		
10/04	UCF																		
10/12	@ Houston																		
10/19	TULSA																		
11/02	@ ECU																		
11/09	UCONN																		
11/16	@ USF																		
11/23	TEMPLE																		
11/29	@ Memphis																		
	OPP. TOTALS	119	110	229	21.0-81	10.0-61	3	2-0	3-108	2	10	1	9-9	0	0	0	0	0	69
	CINCINNATI	115	84	199	23.0-96	7.0-55	2	3-0	2-15	8	6	0	8-8	0	0	0	0	0	59

Date	Opponent	PUNTING					FIELD GOALS					KICKOFFS					TB	OB
		No	Yds	Avg	Long	Blkd	TB	FC	50+	I20	Att-Made	Lg	Blkd	No	Yds	Avg		
08/29	UCLA	5	228	45.6	72	0	1	2	1	0	0-0	0	0	3	195	65.0	2	0
09/07	@ Ohio State	3	129	43.0	46	0	1	1	0	2	0-0	0	0	7	408	58.3	3	1
09/14	MIAMI (OH)	7	310	44.3	52	0	0	0	2	1	2-2	41	0	4	246	61.5	1	0
09/28	@ Marshall																	
10/04	UCF																	
10/12	@ Houston																	
10/19	TULSA																	
11/02	@ ECU																	
11/09	UCONN																	
11/16	@ USF																	
11/23	TEMPLE																	
11/29	@ Memphis																	
	OPP. TOTALS	15	667	44.5	72	0	2	3	3	3	2-2	41	0	14	849	60.6	6	1
	CINCINNATI	17	714	42.0	59	0	1	5	1	5	3-1	44	1	12	688	57.3	2	0

2019 CINCINNATI FOOTBALL

## 2019 STATISTICS

OVERALL: **2-1**      AMERICAN: **0-0**      HOME: **2-0**      AWAY: **0-1**      NEUTRAL: **0-0**

OVERALL: **2-1**      AMERICAN: **0-0**      HOME: **2-0**      AWAY: **0-1**      NEUTRAL: **0-0**

OVERALL: **2-1**      AMERICAN: **0-0**      HOME: **2-0**      AWAY: **0-1**      NEUTRAL: **0-0**

OVERALL: **2-1**      AMERICAN: **0-0**      HOME: **2-0**      AWAY: **0-1**      NEUTRAL: **0-0**

OVERALL: **2-1**      AMERICAN: **0-0**      HOME: **2-0**      AWAY: **0-1**      NEUTRAL: **0-0**

#### GAME-BY-GAME STATISTICS - OFFENSE

**PASSING**

#9 RIDDER, Desmond	Att	Comp	Int	Pct	Yards	TD	Long	Sack	Yds	Effic
UCLA	26	18	1	69.2	242	2	52	1	8	165.1
Ohio State	20	13	1	65.0	166	0	46	4	29	124.7
Miami (OH)	30	14	1	46.7	186	2	51	4	23	114.1
TOTALS	76	45	3	59.2	594	4	52	9	60	134.3

#6 BRYANT, Ben	Att	Comp	Int	Pct	Yards	TD	Long	Sack	Yds	Effic
Ohio State	3	0	0	0.0	0	0	0	1	1	0.0
TOTALS	3	0	0	0.0	0	0	0	1	1	0.0

**RUSHING**

PLAYER	No-Yds/TD	UCLA	OSU	MIA	MAR	UCF	HOU	TUL	ECU	UCONN	USF	TEM	MEM
WARREN, Michael	48-220/4	26-92/1	10-15/0	12-113/3									
THOMAS, Tavion	27-123/0	DNP	11-58/0	16-65/0									
DOAKS, Gerrid	10-53/0	10-53/0	DNP	DNP									
MONTGOMERY, R.	7-49/0	1-2/0	1-12/0	5-35/0									
RIDDER, Desmond	31-40/0	9-34/0	9--3/0	13-9/0									
BRYANT, Ben	3-25/0	DNP	3-25/0	-									
TUCKER, Tre	2-12/0	-	-	2-12/0									

## RECEIVING

PLAYER	No-Yds/TD	UCLA	OSU	MIA	MAR	UCF	HOU	TUL	ECU	UConn	USF	TEM	MEM
PIERCE, Alec	8-169/0	2-59/0	4-93/0	2-17/0									
DEGUARA, Josiah	9-141/2	4-53/1	3-46/0	2-42/1									
GEDDIS, Thomas	5-89/1	3-25/0	1-13/0	1-51/1									
WARREN, Michael	8-72/1	3-27/1	-	5-45/0									
JACKSON, J.	6-56/0	3-36/0	-	3-20/0									
MEDARIS, Rashad	4-37/0	2-23/0	1-3/0	1-11/0									
WHYLE, Josh	1-19/0	1-19/0	-	DNP									
THOMAS, Tavion	1-6/0	DNP	1-6/0	-									
CLOUD, Trent	3-5/0	-	3-5/0	-									

## ALL-PURPOSE YARDS

NAME	TOTAL	UCLA	OSU	MIA	MAR	UCF	HOU	TUL	ECU	UCONN	USF	TEM	MEM
WARREN, Michael	292	119	15	158									
PIERCE, Alec	169	59	93	17									
TUCKER, Tre	154	28	61	65									
DEGUARA, Josiah	141	53	46	42									
MONTGOMERY, R.	131	27	12	92									
THOMAS, Tavion	129	DNP	64	65									
GEDDIS, Thomas	89	25	13	51									
JACKSON, J.	56	36	-	20									
DOAKS, Gerrid	53	53	DNP	DNP									
RIDDER, Desmond	40	34	-3	9									
MEDARIS, Rashad	37	23	3	11									
BRYANT, Ben	25	DNP	25	-									
WHYLE, Josh	19	19	-	DNP									
HICKS, Ja'Von	15	15	-	-									
CLOUD, Trent	5	-	5	-									

# 2019 CINCINNATI FOOTBALL

## 2018 STATISTICS

OVERALL: **2-1**

AMERICAN: **0-0**

HOME: **2-0**

AWAY: **0-1**

NEUTRAL: **0-0**

### GAME-BY-GAME STATISTICS - RETURNS

#### INT RETURNS

NAME	TOTAL	UCLA	OSU	MIA	MAR	UCF	HOU	TUL	ECU	UCONN	USF	TEM	MEM
HICKS, Ja'Von	1-15	1-15	-	-									
YOUNG, Perry	1-0	1-0	-	-									

#### KICK RETURNS

NAME	TOTAL	UCLA	OSU	MIA	MAR	UCF	HOU	TUL	ECU	UCONN	USF	TEM	MEM
TUCKER, Tre	7-142	1-28	3-61	3-53									

#### PUNT RETURNS

NAME	TOTAL	UCLA	OSU	MIA	MAR	UCF	HOU	TUL	ECU	UCONN	USF	TEM	MEM
MONTGOMERY, R.	6-82	1-25	-	5-57									

#### FUMBLE RETURNS

NAME	TOTAL	UCLA	OSU	MIA	MAR	UCF	HOU	TUL	ECU	UCONN	USF	TEM	MEM
None													

#### FUMBLES FORCED

NAME	TOTAL	UCLA	OSU	MIA	MAR	UCF	HOU	TUL	ECU	UCONN	USF	TEM	MEM
WRIGHT, Bryan	1	-	-	1									
HICKS, Ja'Von	1	-	1	-									

#### FUMBLES RECOVERED

NAME	TOTAL	UCLA	OSU	MIA	MAR	UCF	HOU	TUL	ECU	UCONN	USF	TEM	MEM
HICKS, Ja'Von	1	1	-	-									
SANDERS, Myjai	1	-	-	1									
BROOKS, Curtis	1	1	-	-									

### GAME-BY-GAME STATISTICS - DEFENSE

# 2019 CINCINNATI FOOTBALL

## 2019 STATISTICS

OVERALL: **2-1**

AMERICAN: **0-0**

HOME: **2-0**

AWAY: **0-1**

NEUTRAL: **0-0**

### TOTAL TACKLES

NAME	UA-A	TOT	UCLA	OSU	MIA	MAR	UCF	HOU	TUL	ECU	UCONN	USF	TEM	MEM
FORREST, D.	16-9	25	5-4	6-1	5-4									
WRIGHT, Bryan	9-7	16	4-3	3-1	2-3									
PITTS, Michael	6-8	14	1-2	3-3	2-3									
YOUNG, Perry	8-5	13	2-1	3-1	3-3									
VANN, Malik	7-5	12	1-2	3-2	3-1									
BRYANT, Coby	8-4	12	3-3	3-1	2-0									
WHITE, Jarell	6-5	11	1-1	5-1	0-3									
TUCKY, Ethan	8-3	11	2-1	1-1	5-1									
JEFFERIES, Cam	6-3	9	1-2	5-1	-									
HICKS, Ja'Von	6-3	9	1-0	5-2	0-1									
BROOKS, Curtis	3-4	7	0-2	2-2	1-0									
WARD, Taj	5-2	7	2-0	1-0	2-2									
DUBLANKO, Joel	1-6	7	0-3	0-2	1-1									
SANDERS, Myjai	4-3	7	-	3-1	1-2									
PONDER, Elijah	3-3	6	0-2	1-0	2-1									
BEAVERS, D.	4-2	6	2-1	1-0	1-1									
BROWN, Marcus	1-4	5	0-1	0-1	1-2									
TAYLOR, Jabari	1-3	4	-	1-0	0-3									
POTTS, RJ	1-2	3	-	-	1-2									
PIERCE, Alec	2-0	2	-	1-0	1-0									
CLOUD, Trent	2-0	2	-	1-0	1-0									
HUBER, Wilson	0-2	2	-	-	0-2									
DINGLE, Jacob	2-0	2	DNP	DNP	2-0									
MCDONALD, Kyriq	1-0	1	1-0	-	DNP									
GARDNER, Ahmad	1-0	1	-	-	1-0									
MOUHON, Kevin	1-0	1	1-0	-	DNP									
MCCONNELL, V.	1-0	1	-	1-0	-									
MEDARIS, Rashad	1-0	1	-	-	1-0									
INGLE, Brody	0-1	1	DNP	-	0-1									
DEGUARA, Josiah	1-0	1	1-0	-	-									

### TFLs

NAME	UA-A	TOT	UCLA	OSU	MIA	MAR	UCF	HOU	TUL	ECU	UCONN	USF	TEM	MEM
PITTS, Michael	4-2	5.0	1.5-12	1.0-1	2.5-18									
WRIGHT, Bryan	3-1	3.5	1.0-7	1.0-4	1.5-14									
TUCKY, Ethan	3-0	3.0	1.0-2	1.0-3	1.0-1									
PONDER, Elijah	1-2	2.0	1.0-1	-	1.0-5									
BROOKS, Curtis	2-0	2.0	-	1.0-2	1.0-1									
VANN, Malik	2-0	2.0	-	-	2.0-10									
SANDERS, Myjai	1-1	1.5	-	1.0-7	0.5-1									
DUBLANKO, Joel	1-1	1.5	0.5-0	-	1.0-3									
YOUNG, Perry	0-2	1.0	0.5-1	-	0.5-1									
FORREST, D.	0-1	0.5	-	-	0.5-0									
BROWN, Marcus	0-1	0.5	-	-	0.5-1									
BRYANT, Coby	0-1	0.5	0.5-1	-	-									

### SACKS

NAME	UA-A	TOT	UCLA	OSU	MIA	MAR	UCF	HOU	TUL	ECU	UCONN	USF	TEM	MEM
PITTS, Michael	3-0	3.0	1.0-10	-	2.0-18									
VANN, Malik	2-0	2.0	-	-	2.0-10									
WRIGHT, Bryan	2-0	2.0	-	1.0-4	1.0-13									



2019 CINCINNATI FOOTBALL

SEASON & CAREER STATISTICS

SEASON STATISTICS

CAREER STATISTICS

RUSHING																			
GP	ATT	GAIN	LOSS	NET	AVG	TD	LONG	AVG/G		GP	ATT	GAIN	LOSS	NET	AVG	TD	LONG	AVG/G	
WARREN, Michael	3	48	231	11	220	4.6	4	73	73.3	27	346	1912	39	1873	5.4	24	81	69.4	
THOMAS, Tavion	2	27	128	5	123	4.6	0	15	61.5	12	116	628	6	622	5.4	6	28	51.8	
DOAKS, Gerrid	1	10	53	0	53	5.3	0	14	53	10	97	573	7	566	5.8	2	57	56.6	
MONTGOMERY, Ryan	3	7	49	0	49	7	0	26	16.3	3	7	49	0	49	7	0	26	16.3	
RIDDER, Desmond	3	31	101	61	40	1.3	0	18	13.3	16	180	900	277	623	3.5	5	41	38.9	
BRYANT, Ben	2	3	26	1	25	8.3	0	21	12.5	3	5	30	9	21	4.2	0	21	7	
TUCKER, Tre	3	2	12	0	12	6	0	9	4	3	2	12	0	12	6	0	9	4	
TOTAL	3	131	600	84	516	3.9	4	73	172										
OPPONENTS	3	122	513	117	396	3.2	5	60	132										
PASSING																			
GP	EFFIC	CMP-ATT-INT		PCT	YDS	TD	LNG	AVG/G		GP	EFFIC	ATT-CMP-INT		PCT	YDS	TD	LNG	AVG/G	
RIDDER, Desmond	3	134.34	45-76-3		59.2	594	4	52	198	16	144.05	387-239-8		61.8	3039	24	77	189.9	
BRYANT, Ben	2	0	0-3-0		0	0	0	0	0	3	93.64	37201		54.5	75	0	18	37.5	
TOTAL	3	129.24	45-79-3		57	594	4	52	198										
OPPONENTS	3	132.83	40-71-2		56.3	537	4	75	179										
RECEIVING																			
GP	NO.	YDS	AVG	TD	LONG	AVG/G				GP	NO.	YDS	AVG	TD	LONG	AVG/G			
DEGUARA, Josiah	3	9	141	15.7	2	27	47			35	62	754	12.2	7	38	21.5			
PIERCE, Alec	3	8	169	21.1	0	52	56.3			14	8	169	21.1	0	52	12.1			
WARREN, Michael	3	8	72	9	1	23	24			27	38	361	9.5	2	23	13.4			
JACKSON, Jayshon	3	6	56	9.3	0	17	18.7			16	29	334	11.5	2	33	20.9			
GEDDIS, Thomas	3	5	89	17.8	1	51	29.7			35	61	844	13.8	6	51	24.1			
MEDARIS, Rashad	3	4	37	9.2	0	15	12.3			20	36	570	15.8	3	77	28.5			
CLOUD, Trent	3	3	5	1.7	0	4	1.7			16	8	54	6.8	0	20	3.4			
WHYLE, Josh	2	1	19	19	0	19	9.5			6	1	19	19	0	19	3.2			
THOMAS, Tavion	2	1	6	6	0	6	3			12	2	4	2	0	6	0.3			
TOTAL	3	45	594	13.2	4	52	198												
OPPONENTS	3	40	537	13.4	4	75	179												
TOTAL OFFENSE																			
G	PLAYS	RUSH	PASS	TOTAL	AVG/G					G	PLAYS	RUSH	PASS	TOTAL	AVG/G				
RIDDER, Desmond	3	107	40	594	634	211.3				16	567	623	3039	3662	228.9				
WARREN, Michael	3	48	220	0	220	73.3				27	346	1873	0	1873	69.4				
THOMAS, Tavion	2	27	123	0	123	61.5				12	116	622	0	622	51.8				
DOAKS, Gerrid	1	10	53	0	53	53				10	97	566	0	566	56.6				
MONTGOMERY, Ryan	3	7	49	0	49	16.3				3	7	49	0	49	16.3				
BRYANT, Ben	2	6	25	0	25	12.5				3	16	21	75	96	32				
TUCKER, Tre	3	2	12	0	12	4				3	2	12	0	12	4				
TOTAL	3	210	516	594	1110	370													
OPPONENTS	3	193	396	537	933	311													
SCORING																			
TD	FGS	KICK	RUSH	RCV	PASS	DXP	SAF	POINTS		TD	FGS	KICK	RUSH	RCV	PASS	DXP	SAF	POINTS	
WARREN, Michael	5	0-0	0-0	0-0	0	0-0	0	0	30	26	0-0	0-0	0-0	0	0-0	0	0	156	
DEGUARA, Josiah	2	0-0	0-0	0-0	0	0-0	0	0	12	7	0-0	0-0	0-0	0	0-0	0	0	42	
CROSA, Sam	0	1-3	8-8	0-0	0	0-0	0	0	11	0	21-26	82-87	0-0	0	0-0	0	0	145	
GEDDIS, Thomas	1	0-0	0-0	0-0	0	0-0	0	0	6	6	0-0	0-0	0-0	0	0-0	0	0	36	
TOTAL	8	1-3	8-8	0-0	0	0-0	0	0	59										
OPPONENTS	9	2-2	9-9	0-0	0	0-0	0	0	69										

2019 CINCINNATI FOOTBALL

SEASON & CAREER STATISTICS

SEASON STATISTICS									CAREER STATISTICS							
PUNT RETURNS		NO.	YDS	AVG	TD	LONG			NO.	YDS	AVG	TD	LONG			
MONTGOMERY, Ryan		6	82	13.7	0	25			6	82	13.7	0	25			
TOTAL		6	82	13.7	0	25										
OPPONENTS		7	42	6	0	11										
KICK RETURNS		NO.	YDS	AVG	TD	LONG			NO.	YDS	AVG	TD	LONG			
TUCKER, Tre		7	142	20.3	0	30			7	142	20.3	0	30			
TOTAL		7	142	20.3	0	30										
OPPONENTS		8	130	16.2	0	25										
INTERCEPTIONS		NO.	YDS	AVG	TD	LONG			NO.	YDS	AVG	TD	LONG			
YOUNG, Perry		1	0	0	0	0			1	0	0	0	0			
HICKS, Ja'Von		1	15	15	0	15			1	15	15	0	15			
TOTAL		2	15	7.5	0	15										
OPPONENTS		3	108	36	0	66										
FUMBLE RETURNS		NO.	YDS	AVG	TD	LONG			NO.	YDS	AVG	TD	LONG			
TOTAL		0	0	0	0	0										
OPPONENTS		0	0	0	0	0										
ALL PURPOSE	G	RUSH	REC	PR	KOR	IR	TOT	AVG/G	G	RUSH	REC	PR	KOR	IR	TOT	AVG/G
WARREN, Michael	3	220	72	0	0	0	292	97.3	27	1873	361	0	439	0	2673	99.0
PIERCE, Alec	3	0	169	0	0	0	169	56.3	14	0	169	0	0	0	169	12.1
TUCKER, Tre	3	12	0	0	142	0	154	51.3	3	12	0	0	142	0	154	51.3
DEGUARA, Josiah	3	0	141	0	0	0	141	47	35	-2	754	0	0	0	752	21.5
MONTGOMERY, Ryan	3	49	0	82	0	0	131	43.7	3	49	0	82	0	0	131	43.7
THOMAS, Tavion	2	123	6	0	0	0	129	64.5	12	622	4	0	0	0	626	52.2
GEDDIS, Thomas	3	0	89	0	0	0	89	29.7	35	0	844	0	125	0	969	27.7
JACKSON, Jayshon	3	0	56	0	0	0	56	18.7	16	0	334	0	0	0	334	20.9
DOAKS, Gerrid	1	53	0	0	0	0	53	53	10	566	135	0	0	0	701	70.1
RIDDER, Desmond	3	40	0	0	0	0	40	13.3	16	623	0	0	0	0	623	38.9
MEDARIS, Rashad	3	0	37	0	0	0	37	12.3	20	0	570	0	0	0	570	28.5
BRYANT, Ben	2	25	0	0	0	0	25	12.5	3	21	0	0	0	0	21	7.0
WHYLE, Josh	2	0	19	0	0	0	19	9.5	6	0	19	0	0	0	19	3.2
HICKS, Ja'Von	3	0	0	0	0	15	15	5	13	0	0	0	0	15	15	1.2
CLOUD, Trent	3	0	5	0	0	0	5	1.7	16	0	54	0	0	0	54	3.4
TOTAL		3	516	594	82	142	15	1349	449.7							
OPPONENTS		3	396	537	42	130	108	1213	404.3							
FIELD GOALS		ATT	GOOD	LONG	BLKD				ATT	GOOD	LONG	BLKD	PCT.			
CROSA, Sam		3	1	44	1				21	26	45	0	80.7			
TOTAL		3	1	44	1											
OPPONENTS		2	2	41	0											
PUNTING	NO.	YDS	AVG	LONG	TB	FC	I20	BLKD	NO.	YDS	AVG	LONG	TB	FC	I20	BLKD
SMITH, James	17	714	42	59	1	5	5	0	140	6,152	43.9	72	2	58	51	0
TOTAL		17	714	42	59	1	5	0								
OPPONENTS		15	667	44.5	72	2	3	0								
KICKOFFS	NO.	YDS	AVG	TB	OB	RETN	NET	YDLN	NO.	YDS	AVG	TB	OB			
JONES, Ryan	12	688	57.3	2	0				197	11,514	58.4	59	7			
TOTAL		12	688	57.3	2	0	130	42.3	22							
OPPONENTS		14	849	60.6	6	1	142	39.8	25							

# 2019 CINCINNATI FOOTBALL

## SEASON & CAREER STATISTICS

### SEASON STATISTICS

### CAREER STATISTICS

DEFENSIVE LEADERS	GP	S	A	TOT	TFL	SCK	INT	PBU	FR	FF	BLK	GP	S	A	TOT	TFL	SCK	INT	PBU	FR	FF	BLK
FORREST, Darrick	3	16	9	25	0.5	.	.	2	.	.	.	28	48	31	79	0.5	.	1	4	1	.	.
WRIGHT, Bryan	3	9	7	16	3.5	2	.	1	.	1	.	30	54	60	114	18.5	7	1	3	1	2	.
PITTS, Michael	3	6	8	14	5	3	.	1	.	.	.	23	24	27	51	12.5	7	.	3	.	.	1
YOUNG, Perry	3	8	5	13	1	.	1	1	.	.	.	35	108	93	201	14	0.5	1	6	2	1	.
BRYANT, Coby	3	8	4	12	0.5	.	.	1	.	.	.	28	40	9	49	0.5	.	2	10	.	1	.
VANN, Malik	3	7	5	12	2	2	.	.	.	.	.	15	8	12	20	3	3	.	.	.	.	.
TUCKY, Ethan	3	8	3	11	3	.	.	.	.	.	.	16	23	13	36	7	2	.	2	1	.	1
WHITE, Jarell	3	6	5	11	0	.	.	.	.	.	.	28	59	56	115	9.5	0.5	1	2	.	.	.
JEFFERIES, Cam	3	6	3	9	0	.	.	.	.	.	.	16	31	12	43	4	.	1	11	2	.	.
HICKS, Ja'Von	3	6	3	9	0	.	1	.	1	1	.	13	11	9	20	0	.	1	1	1	1	.
SANDERS, Myjai	3	4	3	7	1.5	.	.	.	1	.	.	13	6	8	14	1.5	.	.	.	1	.	.
BROOKS, Curtis	3	3	4	7	2	.	.	.	1	.	.	27	15	31	46	2	.	.	.	1	.	.
DUBLANKO, Joel	3	1	6	7	1.5	.	.	.	.	.	.	28	10	32	42	3	.	.	.	.	.	.
WARD, Taj	3	5	2	7	0	.	.	.	.	.	.	7	6	2	8	0	.	.	.	.	.	.
BEAVERS, Darrian	3	4	2	6	0	.	.	.	.	.	.	3	4	2	6	0	.	.	.	.	.	.
PONDER, Elijah	3	3	3	6	2	.	.	.	.	.	.	12	8	7	15	3	1	.	.	.	1	.
BROWN, Marcus	3	1	4	5	0.5	.	.	.	.	.	.	27	5	20	25	2.5	.	.	2	.	.	.
TAYLOR, Jabari	3	1	3	4	0	.	.	.	.	.	.	9	2	6	8	0.5	.	.	.	.	.	.
POTTS, RJ	3	1	2	3	0	.	.	.	.	.	.	16	5	9	14	0.5	.	.	.	.	.	.
HUBER, Wilson	3	.	2	2	0	.	.	.	.	.	.	16	2	3	5	0	.	.	.	.	.	.
DINGLE, Jacob	1	2	.	2	0	.	.	.	.	.	.	1	2	.	2	0	.	.	.	.	.	.
PIERCE, Alec	3	2	.	2	0	.	.	.	.	.	.	14	5	3	8	0	.	.	.	.	.	.
CLOUD, Trent	3	2	.	2	0	.	.	.	.	.	.	16	3	.	3	0	.	.	.	.	.	.
MEDARIS, Rashad	3	1	.	1	0	.	.	.	.	.	.	20	4	.	4	0	.	.	.	.	.	.
DEGUARA, Josiah	3	1	.	1	0	.	.	.	.	.	.	35	1	1	2	0	.	.	.	.	.	.
MCCONNELL, Vincent	3	1	.	1	0	.	.	.	.	.	.	15	1	.	1	0	.	.	.	.	.	.
GARDNER, Ahmad	3	1	.	1	0	.	.	.	.	.	.	3	1	.	1	0	.	.	.	.	.	.
INGLE, Brody	2	.	1	1	0	.	.	.	.	.	.	2	.	1	1	0	.	.	.	.	.	.
MCDONALD, Kyriq	2	1	.	1	0	.	.	.	.	.	.	2	1	.	1	0	.	.	.	.	.	.
MOUHON, Kevin	2	1	.	1	0	.	.	.	.	.	.	37	66	59	125	17	3	.	4	.	2	.
<b>TOTAL</b>	<b>3</b>	<b>115</b>	<b>84</b>	<b>199</b>	<b>23</b>	<b>8</b>	<b>2</b>	<b>6</b>	<b>3</b>	<b>2</b>	<b>.</b>											
<b>OPPONENTS</b>	<b>3</b>	<b>119</b>	<b>110</b>	<b>229</b>	<b>21</b>	<b>10</b>	<b>3</b>	<b>10</b>	<b>2</b>	<b>3</b>	<b>1</b>											

2019 CINCINNATI FOOTBALL

STARTERS

OFFENSE	LT	LG	C	RG	RT	TE/WR	WR/TE	WR/TE	WR/TE	QB	RB
UCLA	Metz	Cooper	Robinson	James	Ferguson	Deguara	Labelle	Pierce	Jackson	Ridder	Warren
@ Ohio State	Metz	Cooper	Robinson	James	Ferguson	Deguara	Laballe	Taylor	Huber	Ridder	Warren
MIAMI (OH)	Ferguson	Cooper	Robinson	James	Metz	Deguara	Cloud	Pierce	Medaris	Ridder	Warren
@ Marshall											
UCF											
@ Houston											
TULSA											
@ ECU											
UCONN											
@ USF											
TEMPLE											
@ Memphis											

DEFENSE	JACK	DT	DT	DE	WLB	MLB	SLB	CB	S	S	CB
UCLA	Pitts	Ponder	Taylor	Sanders	Young	Wright	Beavers	Bryant	Forrest	Hicks	Jefferies
@ Ohio State	Pitts	Ponder	Taylor	Sanders	Young	Wright	Beavers	Bryant	Forrest	Hicks	Jefferies
MIAMI (OH)	Pitts	Ponder	Taylor	Sanders	Young	Wright	Beavers	Bryant	Forrest	Hicks	Jefferies
@ Marshall											
UCF											
@ Houston											
TULSA											
@ ECU											
UCONN											
@ USF											
TEMPLE											
@ Memphis											

START CHART

PLAYER	2019	CAR.	CONS.
Darrian Beavers, LB	3	10 *	3
Coby Bryant, CB	3	15	14
Trent Cloud, WR	1	1	1
Jeremy Cooper, OL	3	3	3
Josiah Degaura, TE	3	16	16
Gerrid Oaks, RB	0	4	0
Chris Ferguson, OL	3	15	4
Darrick Forrest, S	3	15	7
Thomas Geddis, WR	0	22	0
Ja'Von Hicks, S	3	3	3
Javan Hawes, WR	0	1	0
Wilson Huber, TE	1	1	0

PLAYER	2019	CAR.	CONS.
Jayshon Jackson, WR	1	2	0
Morgan James, OL	3	16	16
Cam Jefferies, CB	3	20 *	12
Bruno Labelle, TE	2	5	0
Rashad Medaris, WR	1	11	1
Lorenz Metz, OL	3	3	3
Kevin Mouhon, DE	0	19	0
Alec Pierce, WR	2	2	1
Michael Pitts, DE	3	16	16
Elijah Ponder, DT	3	3	3
Desmond Ridder, QB	3	15	15
Jakari Robinson, OL	3	3	3

PLAYER	2019	CAR.	CONS.
Myjai Sanders, DE	3	3	3
Jabari Taylor, DT	3	3	3
Leonard Taylor, TE	1	1	0
Tavion Thomas, RB	0	1	0
Michael Warren II, RB	3	15	4
Jarell White, LB	0	10	0
James Wiggins, S	0	12	0
Bryan Wright, LB	3	23	16
Perry Young, LB	3	22	3

Jefferies started seven games at Bowling Green in 2017.  
Beavers started seven games at UConn in 2018

# 2019 CINCINNATI FOOTBALL

## PARTICIPATION

#	Name	GP/GS	UCLA	OSU	MIA	MAR	UCF	HOU	TUL	ECU	UCONN	USF	TEM	MEM
40	BAKER, DeMarco	3/-	XXX	XXX	XXX									
27	BEAVERS, D.	3/3	START	START	START									
92	BROOKS, Curtis	3/-	XXX	XXX	XXX									
99	BROWN, Marcus	3/-	XXX	XXX	XXX									
6B	BRYANT, Ben	2/-	...	XXX	XXX									
7B	BRYANT, Coby	3/3	START	START	START									
13	CLOUD, Trent	3/1	XXX	XXX	START									
74	COOPER, Jeremy	3/3	START	START	START									
31	CROSA, Sam	3/-	XXX	XXX	XXX									
83	DEGUARA, Josiah	3/3	START	START	START									
29	DINGLE, Jacob	1/-	...	...	XXX									
23	DOAKS, Gerrid	1/-	XXX	...	...									
41	DUBLANKO, Joel	3/-	XXX	XXX	XXX									
75	FERGUSON, Chris	3/3	START	START	START									
84	FISCHER, Wyatt	3/-	XXX	XXX	XXX									
5	FORREST, D.	3/3	START	START	START									
1G	GARDNER, Ahmad	3/-	XXX	XXX	XXX									
4	GEDDIS, Thomas	3/-	XXX	XXX	XXX									
58	HARPER, Darius	3/-	XXX	XXX	XXX									
4H	HARRIS, Justin	3/-	XXX	XXX	XXX									
7	HAWES, Javan	1/-	...	XXX	...									
3H	HICKS, Ja'Von	3/3	START	START	START									
82	HUBER, Wilson	3/1	XXX	START	XXX									
30	INGLE, Brody	2/-	...	XXX	XXX									
2	JACKSON, J.	3/1	START	XXX	XXX									
78	JAMES, Morgan	3/3	START	START	START									
14	JEFFERIES, Cam	3/3	START	START	START									
97	JONES, Ryan	3/-	XXX	XXX	XXX									
87	LABELLE, Bruno	3/2	START	START	XXX									
3K	KOPAYGARODSKY M	2/-	...	XXX	XXX									
77	MCCONNELL, V.	3/-	XXX	XXX	XXX									
26	MCDONALD, Kyriq	2/-	XXX	XXX	...									
17	MEDARIS, Rashad	3/1	XXX	XXX	START									
51	METZ, Lorenz	3/3	START	START	START									
22	MONTGOMERY, R.	3/-	XXX	XXX	XXX									
48	MOUHON, Kevin	2/-	XXX	XXX	...									
50	O'QUINN, Dylan	3/-	XXX	XXX	XXX									
12	PIERCE, Alec	3/2	START	XXX	START									
43	PITTS, Michael	3/3	START	START	START									
93	PONDER, Elijah	3/3	START	START	START									
2P	POTTS, RJ	3/-	XXX	XXX	XXX									
9	RIDDER, Desmond	3/3	START	START	START									
5R	ROBINSON, J.	3/3	START	START	START									
21	SANDERS, Myjai	3/3	START	START	START									
1	SMITH, Blue	1/-	...	...	XXX									
37	SMITH, James	3/-	XXX	XXX	XXX									
90	TAYLOR, Jabari	3/3	START	START	START									
1T	TAYLOR, Leonard	3/1	XXX	START	XXX									
5D	THOMAS, Tavion	2/-	...	XXX	XXX									
2T	TUCKER, Tre	3/-	XXX	XXX	XXX									
1D	TUCKY, Ethan	3/-	XXX	XXX	XXX									
1V	VAN FOSSEN, Ty	2/-	XXX	...	XXX									
42	VANN, Malik	3/-	XXX	XXX	XXX									
15	WARD, Taj	3/-	XXX	XXX	XXX									
3	WARREN, Michael	3/3	START	START	START									
8W	WHITE, Jarell	3/-	XXX	XXX	XXX									
81	WHYLE, Josh	2/-	XXX	XXX	...									
59	WOOD, Zach	3/-	XXX	XXX	XXX									
11	WRIGHT, Bryan	3/3	START	START	START									
6	YOUNG, Perry	3/3	START	START	START									



2019 CINCINNATI FOOTBALL

LONG PLAYS

YDS.	TYPE	PLAYER[S]	OPP.
*73	Rush	WARREN, Michael	Miami (OH)
52	Pass	PIERCE, Alec from RIDDER, Desmond	UCLA
*51	Pass	GEDDIS, Thomas from RIDDER, Desmond	Miami (OH)
46	Pass	PIERCE, Alec from RIDDER, Desmond	Ohio State
30	KR	TUCKER, Tre	Ohio State
28	KR	TUCKER, Tre	UCLA
*27	Pass	DEGUARA, Josiah from RIDDER, Desmond	Miami (OH)
26	Rush	MONTGOMERY, Ryan	Miami (OH)
25	Pass	PIERCE, Alec from RIDDER, Desmond	Ohio State
25	PR	MONTGOMERY, Ryan	UCLA
23	Pass	WARREN, Michael from RIDDER, Desmond	Miami (OH)
22	KR	TUCKER, Tre	Miami (OH)
*21	Pass	WARREN, Michael from RIDDER, Desmond	UCLA
21	Rush	BRYANT, Ben	Ohio State
21	Pass	DEGUARA, Josiah from RIDDER, Desmond	Ohio State
20	Pass	DEGUARA, Josiah from RIDDER, Desmond	Ohio State

\* touchdown scored on play

<

## AUG 29 UCLA

## SCORING PLAY

	QTR	CLOCK	PLAYS	YDS	TIME
Deguara 16-yard pass from Ridder	1	07:09	6	83	3:09
Crosa 44-yard field goal	2	09:13	10	32	4:27
Warren 12-yard rush	3	11:44	5	30	2:43
Warren 21-yard pass from Ridder	4	14:51	10	75	5:49

## SEPT 7 @ OHIO STATE

## SCORING PLAY

	QTR	CLOCK	PLAYS	YDS	TIME
None					

## SEPT 14 MIAMI (OH)

## SCORING PLAY

	QTR	CLOCK	PLAYS	YDS	TIME
Warren 8-yard rush	2	13:35	12	77	4:30
Warren 1-yard rush	2	00:10	10	44	1:59
Deguara 27-yard pass from Ridder	3	10:37	11	78	4:19
Geddis 51-yard pass from Ridder	3	05:27	4	63	1:42
Warren 73-yard rush	3	03:24	2	75	0:47

## DRIVE SUMMARIES

## AVERAGE SCORING DRIVE/PLAY STATS

**Plays:** 7.8 per drive **Yards:** 61.7 per drive **Avg. Drive Time:** 3:16

## BY THE NUMBERS

SCORING DRIVES - 9

**PLAYS** 70

**YARDS** 555

**SECONDS** 1765

## LONGEST

*Longest drive (time):*

5:49 UCLA

10 plays, 75 yards, Warren 21-yard pass from Ridder

*Longest drive (yards):*

83 yards vs. UCLA

6 plays, 3:09, Deguara 16-yard pass from Ridder

## SHORTEST

*Shortest drive (time):*

0:47 vs. Miami (OH)

2 plays, 75 yards, Warren 73-yard run

*Shortest drive (yards):*

30 yards vs. UCLA

5 plays, 2:43, Warren 12-yard run

# 2019 CINCINNATI FOOTBALL

## DRIVE CHART / POSSESSION

### CINCINNATI SEASON DRIVE CHART

OPPONENT	TOTAL DRIVES	TOTAL YARDS	AVG. START POSITION	START IN OPP.	----- HOW ENDED -----						CLOCK
					TD	FG	MISSED FG	PUNT	DOWN	TO	
UCLA	13	417	Own 41	3	3	1	1	4	1	2	1
@ Ohio State	11	273	Own 22	0	0	0	1	8	0	2	0
MIAMI (OH)	13	420	Own 33	2	5	0	0	5	1	1	1
@ Marshall											
UCF											
@ Houston											
TULSA											
@ ECU											
UCONN											
@ USF											
TEMPLE											
@ Memphis											

**Note**• Non-offensive touchdowns and turnovers on punt returns and kick returns are not counted as drives.

### OPPONENT SEASON DRIVE CHART

OPPONENT	TOTAL DRIVES	TOTAL YARDS	AVG. START POSITION	START IN OPP.	----- HOW ENDED -----						CLOCK
					TD	FG	MISSED FG	PUNT	DOWN	TO	
UCLA	12	218	Own 26	1	2	0	0	5	1	4	1
@ Ohio State	12	508	Own 29	1	6	0	0	3	1	0	2
MIAMI (OH)	13	207	Own 26	1	1	2	0	7	1	1	1
@ Marshall											
UCF											
@ Houston											
TULSA											
@ ECU											
UCONN											
@ USF											
TEMPLE											
@ Memphis											

**Note**• Non-offensive touchdowns and turnovers on punt returns and kick returns are not counted as drives.

### TIME OF POSSESSION

DATE	OPPONENT	SCORE	OVERALL	1ST QTR	2ND QTR	3RD QTR	4TH QTR
08/29	UCLA	W 24-14	38:27	9:47	10:18	10:35	7:47
09/07	@ Ohio State	L 0-42	28:39	6:31	7:46	7:49	6:33
09/14	MIAMI (OH)	W 35-13	32:52	6:04	6:46	8:41	11:21
09/28	@ Marshall						
10/04	UCF						
10/12	@ Houston						
10/19	TULSA						
11/02	@ ECU						
11/09	UCONN						
11/16	@ USF						
11/23	TEMPLE						
11/29	@ Memphis						
<b>CINCINNATI</b>			<b>Total</b>	<b>99:58</b>	<b>22:22</b>	<b>24:50</b>	<b>27:05</b>
			Avg.	33:19	7:27	8:16	8:33
<b>OPPONENTS</b>			<b>Total</b>	<b>80:02</b>	<b>22:38</b>	<b>20:10</b>	<b>17:55</b>
			Avg.	26:40	7:32	6:43	5:58

2019 CINCINNATI FOOTBALL

RED ZONE / OVERTIME

CINCINNATI IN THE RED ZONE (5 of 12 / 41.7%)

										----- FAILED TO SCORE INSIDE RZ -----					
DATE	OPPONENT	SCORE	#	RZS	RZP	TDs	RTD	PTD	FGM	FGA	DOWNS	INT	FMB	HALF	GAME
08/29	UCLA	W, 24-14	6	3	21	3	1	2	0	1	0	1	0	1	0
09/07	@ Ohio State	L, 0-42	3	0	0	0	0	0	0	1	0	1	1	0	0
09/14	MIAMI (OH)	W, 35-13	3	2	14	2	2	0	0	0	1	0	0	0	0
09/28	@ Marshall														
10/04	UCF														
10/12	@ Houston														
10/19	TULSA														
11/02	@ ECU														
11/09	UCONN														
11/16	@ USF														
11/23	TEMPLE														
11/29	@ Memphis														
TOTALS			12	5	35	5	3	2	0	2	1	2	1	1	0

OPPONENTS IN THE RED ZONE (8 of 12 / 66.7%)

										----- FAILED TO SCORE INSIDE RZ -----					
DATE	OPPONENT	SCORE	#	RZS	RZP	TDs	RTD	PTD	FGM	FGA	DOWNS	INT	FMB	HALF	GAME
08/29	UCLA	W, 24-14	3	1	7	1	0	1	0	0	0	0	2	0	0
09/07	@ Ohio State	L, 0-42	6	5	35	5	3	2	0	0	1	0	0	0	0
09/14	MIAMI (OH)	W, 35-13	3	2	10	1	1	0	1	0	0	0	1	0	0
09/28	@ Marshall														
10/04	UCF														
10/12	@ Houston														
10/19	TULSA														
11/02	@ ECU														
11/09	UCONN														
11/16	@ USF														
11/23	TEMPLE														
11/29	@ Memphis														
TOTALS			12	8	52	7	4	3	1	0	1	0	3	0	0

OVERTIME GAMES

YEAR	OPPONENT	W/L	LENGTH	REGULATION	FINAL
1996	Miami (Ohio)	W	3OT	17-17	30-23
1997	at Houston *	L	2OT	31-31	41-38
	at Miami (Ohio)	W	2OT	24-24	34-31
1999	UAB *	L	OT	21-21	24-21
2000	at Wisconsin	L	OT	22-22	28-25
	at Memphis *	W	OT	10-10	13-10
2002	TCU *	W	OT	29-29	36-29
2003	Temple	W	3OT	24-24	30-24
	at USF *	L	2OT	10-10	24-17
2008	at No. 20 West Virginia *	W	OT	20-20	26-23
2012	at No. 16/14 Louisville *	L	OT	31-31	34-31
2013	No. 19/16 Louisville *	L	OT	24-24	31-24
2016	at Tulsa *	L	OT	34-34	40-37
2017	SMU *	L	OT	28-28	31-28
2018	at Temple *	L	OT	17-17	24-17
	at SMU *	W	OT	20-20	26-20

\* - Conference Game

CINCINNATI'S RECORD IN...

All Overtime Games .....	7-9
One Overtime: .....	4-7
Two Overtimes:.....	1-2
Three Overtimes:.....	2-0
Overtime at Home .....	3-3
Overtime on the Road .....	4-6
Overtime Conference Games .....	4-8
Overtime Non-Conference Games .....	3-1
Overtime Coin Toss .....	8-8

POSSESSION RESULT	CINCINNATI	OPP.
Touchdowns	8	7
Field Goals	6	7
Missed Field Goals	0	3
Turnovers	6	5

# 2019 CINCINNATI FOOTBALL

## GAME-BY-GAME RECAPS

**UCLA**  
AUGUST 29, 2019  
CINCINNATI, OHIO



**@ OHIO STATE**  
SEPTEMBER 7, 2019  
COLUMBUS, OHIO



**MIAMI (OH)**  
SEPTEMBER 14, 2019  
CINCINNATI, OHIO



	1	2	3	4	F
UCLA	0	7	7	0	14
Cincinnati	7	3	7	7	24

### SCORING PLAYS

1st	07:09	CIN	Deguara 16 yd pass from Ridder (Crosa kick)
			6-83 3:09, UCLA 0 - CIN 7
2nd	09:13	CIN	Crose 44 yd field goal
			10-32 4:27, UCLA 0 - CIN 10
	08:23	UCLA	Felton 75 yd pass from Th.-Robinson (Molson kick)
			3-75 0:50, UCLA 7 - CIN 10
3rd	11:44	CIN	Warren 12 yd run (Crosa kick)
			5-30 2:43, UCLA 7 - CIN 17
	05:40	UCLA	Cota 7 yd pass from Th.-Robinson (Molson kick)
			7-59 2:23, UCLA 14 - CIN 17
4th	14:51	CIN	Warren 21 yd pass from Ridder (Crosa kick)
			10-75 5:49, UCLA 14 - CIN 24

	UCLA	CIN
FIRST DOWNS.....	12	23
RUSHES-YARDS (NET).....	36-62	49-175
PASSING YDS (NET) .....	156	242
Passes Att-Comp-Int.....	26-8-2	26-18-1
TOTAL OFFENSE PLAYS-YARDS.....	62-218	75-417
Fumble Returns-Yards.....	0-0	0-0
Punt Returns-Yards .....	0-0	1-25
Kickoff Returns-Yards.....	1-12	1-28
Interception Returns-Yards.....	1-66	2-15
Punts (Number-Avg) .....	5-45.6	4-45.0
Fumbles-Lost.....	2-2	1-1
Penalties-Yards .....	9-60	10-63
Possession Time.....	21:33	38:27
Third-Down Conversions .....	6 of 15	8 of 16
Fourth-Down Conversions .....	0 of 1	0 of 1
Red-Zone Scores-Chances.....	1-3	3-6
Sacks By: Number-Yards.....	1-8	2-18

**RUSHING:** UCLA-Felton, Demetric 23-71; Irby, Martell 3-11; Thompson-Robinson, D 10-minus 20. Cincinnati-WARREN, Michael 26-92; DOAKS, Gerrid 10-53; RIDDER, Desmond 9-34; MONTGOMERY, Ryan 1-2; Team 3-minus 6.

**PASSING:** UCLA-Thompson-Robinson, D 8-26-2-156. Cincinnati-RIDDER, Desmond 18-26-1-242.

**RECEIVING:** UCLA-Erwin, Jaylen 3-37; Felton, Demetric 2-91; Dulcich, Greg 1-14; Cota, Chase 1-7; Irby, Martell 1-7. Cincinnati-DEGUARA, Josiah 4-53; JACKSON, Jayshon 3-36; WARREN, Michael 3-27; GEDDIS, Thomas 3-25; PIERCE, Alec 2-59; MEDARIS, Rashad 2-23; WHYLE, Josh 1-19.

	1	2	3	4	F
Cincinnati	0	0	0	0	0
5 Ohio State	7	21	7	7	42

### SCORING PLAYS

1st	08:28	OSU	Fields 7 yd run (Haubeil kick)
			5-41 1:31, CIN 0 - OSU 7
2nd	09:40	OSU	Dobbins 4 yd run (Haubeil kick)
			6-87 1:49, CIN 0 - OSU 14
	07:26	OSU	Dobbins 60 yd run (Haubeil kick)
			2-61 0:40, CIN 0 - OSU 21
	01:53	OSU	Wilson 9 yd pass from Fields (Haubeil kick)
			8-88 3:31, CIN 0 - OSU 28
3rd	03:32	OSU	Fields 4 yd run (Haubeil kick)
			9-54 3:52, CIN 0 - OSU 35
4th	11:30	OSU	Hill 5 yd pass from Fields (Haubeil kick)
			9-55 4:27, CIN 0 - OSU 42

	CIN	OSU
FIRST DOWNS.....	13	31
RUSHES-YARDS (NET).....	34-107	46-270
PASSING YDS (NET) .....	166	238
Passes Att-Comp-Int.....	23-13-1	27-22-0
TOTAL OFFENSE PLAYS-YARDS.....	57-273	73-508
Fumble Returns-Yards.....	0-0	0-0
Punt Returns-Yards .....	0-0	4-28
Kickoff Returns-Yards.....	3-61	1-25
Interception Returns-Yards.....	0-0	1-42
Punts (Number-Avg) .....	8-41.9	3-43.0
Fumbles-Lost.....	2-1	2-0
Penalties-Yards .....	10-78	2-25
Possession Time.....	28:39	31:21
Third-Down Conversions .....	3 of 14	7 of 11
Fourth-Down Conversions .....	1 of 1	0 of 1
Red-Zone Scores-Chances.....	0-3	5-6
Sacks By: Number-Yards.....	1-4	5-30

**RUSHING:** Cincinnati-THOMAS, Tavion 11-58; BRYANT, Ben 3-25; WARREN, Michael 10-15; MONTGOMERY, Ryan 1-12; RIDDER, Desmond 9-minus 3. Ohio State-Dobbins, J.K. 17-141; Teague, Master 11-60; Fields, Justin 9-42; Chambers, S. 2-16; McCall, Demario 5-11; Crowley, Marcus 1-2; TEAM 1-minus 2.

**PASSING:** Cincinnati-RIDDER, Desmond 13-20-1-166; BRYANT, Ben 0-3-0-0. Ohio State-Fields, Justin 20-25-0-224; Chugunov, Chris 2-2-0-14.

**RECEIVING:** Cincinnati-PIERCE, Alec 4-93; DEGUARA, Josiah 3-46; CLOUD, Trent 3-5; GEDDIS, Thomas 1-13; THOMAS, Tavion 1-6; MEDARIS, Rashad 1-3. Ohio State-Hill, K.J. 8-57; Victor, B. 5-69; Mack, Austin 3-24; Olave, Chris 2-60; Gill, Jaalen 1-9; Wilson, Garrett 1-9; Dobbins, J.K. 1-5; Harris, Jaylen 1-5.

	1	2	3	4	F
Miami (OH)	10	0	3	0	13
Cincinnati	0	14	21	0	35

### SCORING PLAYS

1st	07:58	MIAMI	Shelton 1 yd run (Sloman kick)
			10-60 3:47, MIAMI 7 - CIN 0
	03:13	MIAMI	Sloman 41 yd field goal
			6-33 3:05, MIAMI 10 - CIN 0
2nd	13:35	CIN	Warren 8 yd run (Crosa kick)
			12-77 4:30, MIAMI 10 - CIN 7
	00:10	CIN	Warren 1 yd run (Crosa kick)
			10-44 1:59, MIAMI 10 - CIN 14
3rd	10:37	CIN	Deguara 27 yd pass from Ridder (Crosa kick)
			11-78 4:19, MIAMI 10 - CIN 21
	05:27	CIN	Geddis 51 yd pass from Ridder (Crosa kick)
			4-63 1:42, MIAMI 10 - CIN 28
	04:11	MIAMI	Sloman 36 yd field goal
			7-49 1:08, MIAMI 13 - CIN 28
	03:24	CIN	Warren 73 yd run (Crosa kick)
			2-75 0:47, MIAMI 13 - CIN 35

	MIA	CIN
FIRST DOWNS.....	14	23
RUSHES-YARDS (NET).....	40-84	48-234
PASSING YDS (NET) .....	143	186
Passes Att-Comp-Int.....	18-10-0	30-14-1
TOTAL OFFENSE PLAYS-YARDS.....	58-207	78-420
Fumble Returns-Yards.....	0-0	0-0
Punt Returns-Yards .....	3-14	5-57
Kickoff Returns-Yards.....	6-93	3-53
Interception Returns-Yards.....	1-0	0-0
Punts (Number-Avg) .....	7-44.3	5-39.8
Fumbles-Lost.....	1-1	0-0
Penalties-Yards .....	8-55	11-115
Possession Time.....	27:08	32:52
Third-Down Conversions .....	4 of 14	5 of 15
Fourth-Down Conversions .....	0 of 1	2 of 3
Red-Zone Scores-Chances.....	2-3	2-3
Sacks By: Number-Yards.....	4-23	5-41

**RUSHING:** Miami (OH)-Tyre Shelton 11-39; Davion Johnson 11-32; Maurice Thomas 5-17; TEAM 1-minus 1; Brett Gabbert 12-minus 23. Cincinnati-WARREN, Michael 12-113; THOMAS, Tavion 16-65; MONTGOMERY, Ryan 5-35; TUCKER, Tre 2-12; RIDDER, Desmond 13-9.

**PASSING:** Miami (OH)-Brett Gabbert 10-18-0-143. Cincinnati-RIDDER, Desmond 14-30-1-186.

**RECEIVING:** Miami (OH)-Dominique Robinson 2-46; Davion Johnson 2-40; Jack Sorenson 2-10; Jalen Walker 1-25; Cam Blakely 1-12; Tyre Shelton 1-7; Maurice Thomas 1-3. Cincinnati-WARREN, Michael 5-45; JACKSON, Jayshon 3-20; DEGUARA, Josiah 2-42; PIERCE, Alec 2-17; GEDDIS, Thomas 1-51; MEDARIS, Rashad 1-11.



# 2019 CINCINNATI FOOTBALL

## SITUATIONAL RECORD

	2019	2018	2017	2016	2015	2014	2013	2012	2011	2010	2009	2008	2007	SINCE '07
Overall	2-1	11-2	4-8	4-8	7-6	9-4	9-4	10-3	10-3	4-8	12-1	11-3	10-3	103-54
Conference Games	0-0	6-2	2-6	3-4	4-4	7-1	6-2	5-2	5-2	4-3	7-0	6-1	4-3	55-35
When playing at home	2-0	6-0	2-4	3-4	5-1	5-1	5-1	6-1	5-1	3-4	6-0	6-0	4-2	59-19
When playing on road	0-1	4-2	2-4	1-4	2-4	4-2	4-2	2-2	4-2	1-4	6-0	5-2	5-1	40-30
At Neutral Sites	0-0	1-0	0-0	0-0	0-1	0-1	0-1	2-0	1-0	0-0	0-1	0-1	1-0	5-5
When playing on natural grass	0-0	2-2	0-2	1-3	1-2	2-1	1-2	4-0	2-1	0-3	2-0	0-3	3-1	18-20
When playing on artificial turf	2-1	9-0	4-6	3-5	6-4	7-3	8-2	6-3	8-2	4-5	10-1	11-0	7-2	84-34
When playing during the day	1-1	7-1	2-4	2-4	4-2	3-2	6-2	4-1	7-3	1-4	8-0	3-2	4-1	52-27
When playing at night	1-0	4-1	2-4	2-4	3-4	6-2	3-2	6-2	3-0	3-4	4-1	8-1	6-2	52-27
When scoring first	1-0	6-1	3-1	2-3	3-2	7-3	7-0	8-1	6-2	3-3	9-0	10-2	6-2	70-20
When opponent scores first	1-1	5-1	1-7	2-5	4-4	2-1	2-4	2-2	4-1	1-5	3-1	1-1	4-1	32-34
When leading after first quarter	1-0	4-0	0-0	2-1	6-1	6-0	3-0	8-1	5-0	3-2	8-0	9-1	8-2	62-8
When trailing after first quarter	1-1	4-2	3-8	2-5	1-5	1-3	3-4	2-2	3-1	0-5	2-1	1-1	1-0	24-38
When tied after first quarter	0-0	3-0	1-0	0-2	0-0	2-1	3-0	0-0	2-2	1-1	2-0	1-1	1-1	16-8
When leading at halftime	2-0	7-0	2-0	2-2	6-2	9-0	8-0	8-1	7-0	3-0	10-0	9-1	9-1	81-7
When trailing at halftime	0-1	2-1	2-8	1-6	1-3	0-4	0-4	2-2	2-3	1-7	1-1	2-2	1-1	15-43
When tied at halftime	0-0	2-1	0-0	1-0	0-1	0-0	1-0	0-0	1-0	0-1	1-0	0-0	0-1	6-4
When leading after three quarters	2-0	8-1	2-0	3-1	6-2	9-0	8-1	10-1	6-0	4-0	11-0	10-0	10-0	88-6
When trailing after three quarters	0-1	2-1	2-8	1-7	0-4	0-4	0-3	0-2	2-2	0-8	1-1	1-3	0-2	9-46
When tied after three quarters	0-0	1-0	0-0	0-0	1-0	0-0	1-0	0-0	2-1	0-0	0-0	0-0	0-1	5-2
In overtime	0-0	1-1	0-1	0-1	0-0	0-0	0-1	0-1	0-0	0-0	0-0	1-0	0-0	2-5
When UC has more rushing yards	2-0	10-2	2-3	2-0	7-0	5-0	9-0	9-2	9-2	3-1	8-0	8-0	8-1	80-11
When opponent has more rushing yards	0-1	1-0	2-5	2-8	0-6	4-4	0-4	1-1	1-1	1-6	4-1	3-3	2-2	21-42
When UC rushes for 150 or more yards	2-0	10-2	1-2	3-0	7-0	6-0	6-1	8-2	6-2	4-2	4-0	2-0	4-0	62-11
When UC rushes for 200 or more yards	1-0	7-2	1-1	1-0	5-0	4-0	3-0	7-1	3-0	3-0	3-0	2-0	3-0	44-4
When UC holds opponent to < than 100 rushing yards	2-0	6-1	1-0	1-0	2-0	4-0	7-0	3-0	5-1	3-3	3-0	6-0	8-1	50-6
When UC holds opponent to < than 150 rushing yards	2-0	9-2	2-3	2-0	4-0	5-0	8-1	6-1	8-2	3-4	4-0	7-0	8-1	67-14
When UC has more passing yards	2-0	7-0	3-1	3-5	5-5	6-3	8-3	4-2	1-0	1-4	11-0	8-2	5-2	62-27
When opponent has more passing yards	1-1	4-2	1-7	1-3	2-1	2-1	1-1	5-1	9-3	3-5	1-1	3-1	5-1	37-28
When UC passes for 200 or more yards	1-0	6-0	2-4	4-5	7-5	7-4	8-3	8-2	6-2	3-4	5-0	4-2	10-2	70-32
When UC passes for 300 or more yards	0-0	4-0	0-1	1-2	4-3	4-3	5-2	2-0	1-0	1-3	7-0	3-0	3-2	35-16
When UC holds opponent to < than 200 passing yards	2-0	7-0	1-2	1-4	3-3	3-1	5-2	3-2	2-1	1-4	6-0	5-2	3-2	41-23
When UC holds opponent to < than 150 passing yards	1-0	4-0	1-1	1-2	3-2	1-1	3-1	1-1	1-0	0-1	2-0	2-0	1-1	21-10
When UC holds opponent to < than 100 passing yards	0-0	1-0	1-1	0-0	0-1	1-0	2-0	0-0	1-0	0-0	0-0	1-0	1-0	8-2
When UC has more total yards	2-0	8-0	2-1	4-1	7-3	7-1	9-2	7-1	7-0	4-4	10-0	10-0	7-1	96-14
When opponent has more total yards	0-1	1-2	2-7	0-7	0-3	2-3	0-2	3-2	3-2	0-4	2-1	1-3	3-2	17-39
When UC has 300 or more yards	2-0	8-2	3-6	4-5	7-5	8-4	9-4	10-3	10-2	4-4	12-0	11-1	9-3	98-39
When UC has 400 or more yards	2-0	9-0	1-3	3-1	7-4	7-3	8-2	7-1	3-1	3-2	10-0	4-0	8-2	71-19
When UC has 500 or more yards	0-0	3-0	0-0	2-1	5-3	5-0	4-0	1-0	3-0	2-1	3-0	1-0	3-0	32-5
When UC has 600 or more yards	0-0	3-0	0-0	0-0	3-1	0-0	2-0	0-0	0-0	2-0	1-0	0-0	1-0	12-1
When UC has 700 or more yards	0-0	1-0	0-0	0-0	1-1	0-0	0-0	0-0	0-0	0-0	1-0	0-0	0-0	3-1
When UC has more first downs	2-0	9-2	2-0	2-1	7-2	6-2	9-1	5-1	7-0	4-3	7-0	6-1	7-1	72-14
When opponent has more first downs	0-1	2-1	2-7	2-7	0-2	1-2	0-3	5-2	3-3	0-5	5-1	3-2	3-2	26-37
When first downs are equal	0-0	0-0	0-1	0-0	0-2	2-0	0-0	0-0	0-0	0-0	0-0	2-0	0-0	4-3
When UC forces more turnovers	1-0	5-0	1-1	2-2	1-1	7-1	4-0	8-0	6-1	1-0	8-0	2-0	8-0	53-6
In games decided by < than three points	0-0	0-0	2-1	0-1	1-1	0-0	1-0	1-1	2-1	0-1	3-0	3-0	1-0	14-6
In games decided by < than seven points	0-0	3-1	3-0	1-1	2-2	2-0	2-2	1-3	3-1	0-1	0-0	5-0	2-3	24-14
In black jerseys	1-0	6-0	2-4	1-4	4-0	3-2	2-2	6-3	5-0	3-2	3-0	6-1	5-2	46-20
In white jerseys	0-1	5-2	2-4	2-3	2-5	5-2	4-2	4-0	5-2	1-4	7-1	4-2	5-1	46-28
In red jerseys	1-0	0-0	0-0	1-1	1-1	1-0	3-0	1-0	0-1	0-2	2-0	1-0	0-0	11-5

# 2019 CINCINNATI FOOTBALL

## THE LAST TIME

### TOTAL OFFENSE

Had more than 400 total yards.....	420 vs. Miami OH (09/14/19)
Had more than 450 total yards.....	462 vs. Virginia Tech (12/31/18)
Had more than 500 total yards.....	641 vs. ECU (11/23/18)
Had more than 550 total yards.....	641 vs. ECU (11/23/18)
Had more than 600 total yards.....	641 vs. ECU (11/23/18)
Had more than 650 total yards.....	659 at UConn (09/29/18)
Had more than 700 total yards.....	741 vs. Alabama A&M (09/15/18)

### RUSHING OFFENSE

Rushed for 150 or more yards.....	234 vs. Miami OH (09/14/19)
Rushed for 200 or more yards.....	234 vs. Miami OH (09/14/19)
Rushed for 250 or more yards.....	256 vs. Virginia Tech (12/31/18)
Rushed for 300 or more yards.....	320 at UConn (09/29/18)
Rushed for 350 or more yards.....	409 vs. Alabama A&M (09/15/18)
Rushed for 400 or more yards.....	409 vs. Alabama A&M (09/15/18)

### PASSING OFFENSE

Passed for 250 or more yards.....	394 vs. ECU (11/23/18)
Passed for 300 or more yards.....	394 vs. ECU (11/23/18)
Passed for 350 or more yards.....	394 vs. ECU (11/23/18)
Passed for 400 or more yards.....	400 at Tulsa (11/25/16)
Passed for 450 or more yards.....	523 at Houston (11/07/15)
Passed for 500 or more yards.....	523 at Houston (11/07/15)
Passed for 600 or more yards.....	620 at Memphis (09/24/15)

### SCORING DEFENSE

Allowed 0 points.....	0 vs. Navy(11/03/18)
Allowed 3 or fewer points.....	0 vs. Navy(11/03/18)
Allowed 7 or fewer points.....	6 vs. ECU (11/23/18)
Allowed 10 or fewer points.....	6 vs. ECU (11/23/18)
Allowed 14 or fewer points.....	13 vs. Miami OH (09/14/19)

### TOTAL DEFENSE

Allowed fewer than 75 total yards.....	53 vs. Kansas (09/20/97)
Allowed fewer than 100 total yards.....	87 at Miami OH (09/21/13)
Allowed fewer than 125 total yards.....	87 at Miami OH (09/21/13)
Allowed fewer than 150 total yards.....	129 at UConn (11/22/14)
Allowed fewer than 175 total yards.....	171 vs. Navy(11/03/18)
Allowed fewer than 200 total yards.....	171 vs. Navy(11/03/18)
Allowed fewer than 225 total yards.....	207 vs. Miami OH (09/14/19)
Allowed fewer than 250 total yards.....	207 vs. Miami OH (09/14/19)

### RUSHING DEFENSE

Allowed 0 or fewer yards.....	-3 at Miami OH (10/01/11)
Allowed 10 or fewer yards.....	7 at Miami OH (09/21/13)
Allowed 20 or fewer yards.....	7 at Miami OH (09/21/13)
Allowed 30 or fewer yards.....	23 at SMU (10/27/18)
Allowed 40 or fewer yards.....	23 at SMU (10/27/18)
Allowed 50 or fewer yards.....	23 at SMU (10/27/18)
Allowed 60 or fewer yards.....	23 at SMU (10/27/18)
Allowed 70 or fewer yards.....	64 vs. Miami OH (09/14/19)
Allowed 80 or fewer yards.....	64 vs. Miami OH (09/14/19)
Allowed 90 or fewer yards.....	64 vs. Miami OH (09/14/19)
Allowed 100 or fewer yards.....	64 vs. Miami OH (09/14/19)

### PASSING DEFENSE

Allowed 0 passing yards.....	-1 vs. Xavier (10/09/71)
Allowed 50 or fewer yards.....	47 vs. Navy(11/03/18)
Allowed 100 or fewer yards.....	47 vs. Navy(11/03/18)
Allowed 150 or fewer yards.....	143 vs. Miami OH (09/14/19)
Allowed 175 or fewer yards.....	143 vs. Miami OH (09/14/19)
Allowed 200 or fewer yards.....	143 vs. Miami OH (09/14/19)

### INDIVIDUAL RUSHING

Had a player rush for 100 or more yards.....	113 by Michael Warren II vs. Miami OH (09/14/19)
Had a player rush for 150 or more yards.....	166 by Michael Warren II vs. Virginia Tech (12/31/18)
Had a player rush for 200 or more yards.....	212 by Mike Boone vs. USF (10/24/14)
Had a player rush for 225 or more yards.....	238 by Richard Hall vs. Miami OH (09/11/04)
Had two players rush for 100 or more yards.....	McClelland (114) & Thomas (106) vs. ECU (11/23/18)
Had a player rush for 2 or more TDs.....	3 by Michael Warren II vs. Miami OH (09/14/19)
Had a player rush for 3 or more TDs.....	3 by Michael Warren II vs. Miami OH (09/14/19)
Had a player rush for 4 or more TDs.....	4 by Isaiah Pead vs. Rutgers (11/20/10)
Had a player rush for 5 or more TDs.....	6 by Ike Stewart vs. Transylvania (10/05/1912)

### SCORING

Scored 30 or more points.....	35 vs. Miami OH (09/14/19)
Scored 40 or more points.....	58 vs. ECU (11/23/18)
Scored 50 or more points.....	56 vs. ECU (11/23/18)
Scored 60 or more points.....	63 vs. Alabama A&M (09/15/18)
Scored 70 or more points.....	72 vs. Austin Peay (09/03/11)

### INDIVIDUAL PASSING

Had a player pass for 200 or more yards.....	242 by Desmond Ridder vs. UCLA (08/29/19)
Had a player pass for 250 or more yards.....	335 by Desmond Ridder vs. ECU (11/23/18)
Had a player pass for 300 or more yards.....	335 by Desmond Ridder vs. ECU (11/23/18)
Had a player pass for 350 or more yards.....	352 by Desmond Ridder at SMU (10/27/18)
Had a player pass for 400 or more yards.....	523 by Gunner Kiel at Houston (11/07/15)
Had a player pass for 450 or more yards.....	523 by Gunner Kiel at Houston (11/07/15)
Had a player pass for 500 or more yards.....	523 by Gunner Kiel at Houston (11/07/15)
Had a player pass for 2 or more TDs.....	2 by Desmond Ridder vs. UCLA (08/29/19)
Had a player pass for 3 or more TDs.....	4 by Desmond Ridder vs. ECU (11/23/18)
Had a player pass for 4 or more TDs.....	4 by Desmond Ridder vs. ECU (11/23/18)
Had a player pass for 5 or more TDs.....	5 by Gunner Kiel vs. UCF (10/31/15)
Had a player pass for 6 or more TDs.....	6 by Gunner Kiel vs. Toledo (09/12/14)
Had a player complete 20 passes.....	20 by Desmond Ridder vs. ECU (11/23/18)
Had a player complete 25 passes.....	33 by Desmond Ridder at SMU (10/27/18)
Had a player complete 30 passes.....	33 by Desmond Ridder at SMU (10/27/18)
Had a player complete 35 passes.....	35 by Deontey Kenner at Southern Miss (10/23/99)
Had a player complete 10 straight passes.....	17 by Desmond Ridder vs. Ohio (09/22/18)/at UConn (09/29/18)
Had a player throw 30 passes.....	30 by Desmond Ridder vs. Miami OH (09/14/19)
Had a player throw 35 passes.....	50 by Desmond Ridder at SMU (10/27/18)
Had a player throw 40 passes.....	50 by Desmond Ridder at SMU (10/27/18)
Had a player throw 45 passes.....	50 by Desmond Ridder at SMU (10/27/18)
Had a player throw 50 passes.....	50 by Desmond Ridder at SMU (10/27/18)

### INDIVIDUAL RECEIVING

Had a player with 10 or more receptions in a game.....	12 by Kahlil Lewis at SMU (10/27/18)
Had a player with 11 or more receptions in a game.....	12 by Kahlil Lewis at SMU (10/27/18)
Had a player with 12 or more receptions in a game.....	12 by Kahlil Lewis at SMU (10/27/18)
Had a player with 13 or more receptions in a game.....	15 by Shaq Washington at East Carolina (11/28/15)
Had a player with 14 or more receptions in a game.....	15 by Shaq Washington at East Carolina (11/28/15)
Had a player with 15 or more receptions in a game.....	15 by Shaq Washington at East Carolina (11/28/15)
Had a player receive 100 or more yards.....	203 by Kahlil Lewis vs. ECU (11/23/18)
Had a player receive 150 or more yards.....	203 by Kahlil Lewis vs. ECU (11/23/18)
Had a player receive 200 or more yards.....	203 by Kahlil Lewis vs. ECU (11/23/18)
Had a player receive 250 or more yards.....	254 by Tom Rossley vs. Louisville (11/09/68)
Had a player receive for 2 or more TDs.....	3 by Kahlil Lewis vs. ECU (11/23/18)
Had a player receive for 3 or more TDs.....	3 by Kahlil Lewis vs. ECU (11/23/18)

### GAMES AGAINST RANKED TEAMS

Beat a top 25 team.....	vs. No. 25 Virginia Tech (09/29/12)
Beat a top 10 team.....	No. 7 Rutgers, 30-11 (11/18/06)
Beat a ranked opponent at home.....	No. 21 USF, 34-17 (10/15/09)
Beat a ranked opponent on the road.....	at No. 14 Pittsburgh, 45-44 (12/05/09)
Beat a ranked opponent at a neutral site.....	vs. No. 25 vs. Virginia Tech (FedEx Field/09/29/12)
Beat back-to-back ranked opponents.....	10/30/08-11/08/08 #24 USF & @ #20 West Virginia
Lost to a ranked opponent at home.....	No. 25 UCF, 51-23 (10/07/17)

### SPECIAL SITUATIONS

Scored on the first play from scrimmage.....	McKay 80-yard pass from Kiel vs. Memphis (10/4/14)
Had a game-winning field goal.....	Andrew Gantz, 42 yards at East Carolina (11/28/15)
UC shutout its opponent.....	vs. Navy (11/03/18, W, 42-0)
UC was shutout.....	@ No. 5 Ohio State (09/07/19, L 42-0)
Converted a 2-point play.....	Mike Boone from Hayden Moore vs. UConn (11/25/17)

### RETURNS/SPECIAL TEAMS/DEFENSE

Returned a KO for a TD.....	Ralph David Abernathy IV, 90 yards (12/31/11 vs. Vanderbilt)
Returned a Punt for a TD.....	Mardy Gilyard, 53 yards (9/12/09 vs. SEMO)
Had Two Interceptions.....	2 by Coby Bryant at Temple (10/20/18)
Had Three Interceptions.....	3 by Mike Tyson at Purdue (09/10/16)
Recorded a Safety.....	at UCLA (09/01/18)
Returned an INT for a TD.....	Arquon Bush, 36 yards vs. ECU (11/23/18)
Returned 2 INTs for TDs.....	D. Battle-30 yards & C. Cheatham-53 yards vs. Akron (9/17/11)
Recovered a fumble in endzone for a TD.....	Kahlil Lewis vs. Virginia Tech (12/31/18)
Executed a successful onside kick.....	Kick by Miliano/Recovered by Morrison at Rutgers (11/16/13)
Blocked a FG.....	Jordan Stepp vs. Rutgers (11/17/12 - 22-yard third quarter attempt)
Blocked a PAT.....	Michael Pitts vs. USF (11/10/18 - first quarter)
Blocked a punt.....	Ethan Tucky vs. Tulane (10/06/18)

## SINGLE-GAME TEAM OFFENSE

Most Points	124 vs. Transylvania (1912)
Most Touchdowns	14 vs. Transylvania (1912)
Most Rushing Attempts	83 vs. Louisiana-Monroe (1977)
Most Rushing Yards	464 vs. Case-Western Reserve (1953)
	464 vs. Virginia Military Institute (1953)
Most Rushing Touchdowns	14 vs. Transylvania (1912)
Most Passing Attempts	64 at Memphis (2015)
Most Passes Completed	38 at Memphis (2015)
Most Passing Yards	620 at Memphis (2015)
Most Interceptions Thrown	6 vs. Xavier (1972)
Most Touchdown Passes	6 vs. Toledo (2014); vs. Illinois (2009)
Most Offensive Plays	100 at Memphis (2015)
Most Yards Total Offense	752 at Memphis (2015)
Most First Downs	38 at Memphis (2015); 38 vs. Austin Peay (2018)
Most Fumbles	15 vs. Louisville (1970)
Most Fumbles Lost	7 vs. Virginia Military Institute (1951)
Most Turnovers	9 vs. Xavier (1955)
	9 vs. Hardin-Simmons (1955)
	9 vs. Virginia Military Institute (1951)
Most Penalties	18 vs. Kansas State (1951)
Most Penalty Yards	176 vs. Louisville (1968)
Most Punts	13 vs. Pittsburgh (1981)
	13 vs. Mississippi State (1948)
Most Punting Yards	510 vs. Louisville (1996)
Most Punt Return Yards	177 vs. Ohio (1949)
Most Kickoff Return Yards	295 vs. Memphis (1971)
Fewest Rushing Attempts	15 vs. Illinois (2009)
Fewest Rushing Yards	-23 vs. Rutgers (2005)
Fewest Passes Completed	0 vs. Dayton (1970)
Fewest Passing Yards	0 vs. Dayton (1970)
Fewest Yards Total Offense	46 vs. North Texas State (1959)
Fewest First Downs	3 vs. West Virginia (1989)
Fewest Penalties	1 five times
	vs. Rutgers (1994), vs. Louisville (1966), vs. Memphis (1966), vs. Army (1963), vs. Hawai'i (1954)
Fewest Yards Penalized	4 vs. Memphis (1966)
Fewest Punts	0 vs. Miami (OH) (2008)
	0 vs. Memphis (1998)
	0 vs. Miami (OH) (1954)

## SINGLE-GAME TEAM DEFENSE

Fewest Rushing Attempts Allowed	17 vs. Dayton (1961)
Fewest Rushing Yards Allowed	-46 vs. Kansas (1997)
Fewest Passing Attempts	1 vs. Boston College (1964)
Fewest Pass Completions Allowed	0 six times
	vs. Louisville (1974), vs. Ohio (1973), vs. Boston College (1964), vs. Indiana (1963), vs. Ohio (1949)
Fewest Passing Yards Allowed	-1 vs. Xavier (1971)
Fewest Yards Total Offense Allowed	18 vs. Louisiana-Lafayette (1973)
Most Points Allowed	81 vs. Penn State (1991)
Most Rushing Attempts Allowed	86 vs. West Virginia (1969)
Most Rushing Yards Allowed	539 vs. Northern Illinois (1989)
Most Passing Attempts Allowed	67 vs. Louisville (1997)
Most Pass Completions Allowed	37 vs. East Carolina (1997)
Most Passing Yards Allowed	482 vs. Florida (2010)
Most Yards Total Defense Allowed	742 vs. Louisville (1998)
Most Passes Intercepted	7 vs. Kansas State (1951)
Most Interception Return Yards	162 vs. Dayton (1956)
Most Turnovers Forced	8 vs. Rice (1974)

## SINGLE-GAME INDIVIDUAL OFFENSE

Rushing Attempts	45 by Steve Cowan vs. Ohio (1970)
Rushing Yards	306 by Bob Hynes vs. Case Western Reserve (1923)
Yards Per Rush	29.5 by Mike Boone at Miami (OH) (4 carries, 118 yards) (2015)
Rushing Touchdowns	6 by Ike Stewart vs. Transylvania (1912)
	6 by Bob Heuck vs. Transylvania (1912)
Passing Attempts	59 by Deontey Kenner vs. Southern Miss (1999)
Passing Completions	35 by Deontey Kenner vs. Southern Miss (1999)
	35 by Greg Cook vs. Ohio (1968)
Passing Yards	557 by Hayden Moore at Memphis (2015)
Passing Touchdowns	6 by Gunner Kiel (2014); by Tony Pike vs. Illinois (2009)
Interceptions Thrown	6 by Mike Shoemaker vs. Xavier (1972)
Receptions	15 by Shaq Washington at East Carolina (2015)
Receiving Yards	254 by Tom Rossley vs. Louisville (1968)
Yards Per Reception	73.7 by Chris Moore at Ohio State (3 receptions, 221 yards) (2014)
Receiving Touchdowns	3 by eight players, last by Chris Moore at Ohio State (2014)
All-Purpose Yards (Rsh., Rec. and Ret.)	381 by Mardy Gilyard at Pittsburgh (2009)
Total Yards	564 by Hayden Moore at Memphis (2015)
Total Points	51 by Ike Stewart vs. Transylvania (1912)
Touchdowns	8 by Ike Stewart vs. Transylvania (1912)
Extra Points Made	12 by Alonzo Weiss vs. Transylvania (1912)
Field Goals Made	4 by 10 players, last by Andrew Gantz at Memphis (2015)
Punts	13 by Phil Peckich at Pittsburgh (1981)
Punting Yards	510 by Steve Smith at Louisville (1996)
Punting Average	59.7 by Kevin Huber vs. Marshall (3 punts) (2007)
Kickoff Returns	8 by Mardy Gilyard at Pittsburgh (2009)
	8 by LaDaris Vann vs. East Carolina (1999)
Kickoff Return Yards	256 by Mardy Gilyard at Pittsburgh (2009)
Kickoff Returns For Touchdowns	1 by 20 players, last by Mardy Gilyard at Pittsburgh (2009)
Punt Returns	7 by Mike Daniels vs. Western Carolina (2005)
	7 by Tinker Keck vs. Kansas (1997)
	7 by Charley Bland vs. Villanova (1973)
Punt Return Yards	161 by Gene Gibson vs. Ohio (1949)
Punt Return Touchdowns	2 by Tinker Keck vs. Louisville (1997)
	2 by Gene Gibson vs. Ohio (1949)

## SINGLE-GAME INDIVIDUAL DEFENSE

Total Tackles	19 by Greg Blair at Louisville (10/26/12) *
	Frank Callicott vs. UAB (11/30/02) *
	Jeff Luc vs. Miami (Ohio) (9/20/14) *
Tackles For A Loss	5.5 by Brandon Mills vs. Rutgers (11/20/10) *
Sacks	4.0 by Alex Daniels at Miami (Ohio) (10/3/09) *
	Antwan Peek vs. Louisiana-Monroe (12/1/01) *
Forced Fumbles	3 by Antwan Peek vs. Louisiana Monroe (12/1/01) *
Fumble Recoveries	2 by Willis Edwards vs. Memphis (10/26/02) *
	Ivan Fields at Memphis (11/11/00) *
	Jeff Luc vs. USF (10/14/14) *
	Wes Richardson at NC State (9/16/10) *
Pass Break Ups	4 by Zach Norton vs. Louisville (10/27/01) *
Interceptions	4 by Bob Hynes vs. Ohio Northern (1923)
Interception Return Yards	123 by Shawn Ferguson vs. Memphis (1998)
Interception Returns for Touchdowns	2 by Shawn Ferguson vs. Memphis (1998)
Blocked Kicks	2 by Connor Barwin at Marshall (10/3/08) *
	Antwan Peek vs. Miami (10/28/00) *

\* - Since 2000