

## 2019-20 SCHEDULE/RESULTS

DAY/DATE	OPPONENT	TV	TIME/RESULT
Thurs./Oct. 31	Thomas More (Exhibition)	Bearcats TV	W, 79-36
Wed./Nov. 6	at No. 18 Ohio State	FS1	L, 56-64
Mon./Nov. 11	Drake	FSO/ESPN3	W, 81-59
Thurs./Nov. 14	Alabama A&M	FSO/ESPN3	W, 85-53

### PARADISE JAM (ST. THOMAS, U.S. VIRGIN ISLANDS)

Fri./Nov. 22	vs. Illinois State-1	FloHoops	W, 66-65
Sun./Nov. 24	vs. Bowling Green-1	FloHoops	[OT] L, 84-91
Mon./Nov. 25	vs. Valparaiso-1	FloHoops	[OT] W, 81-77

Sat./Nov. 30	UNLV	FSO/ESPN3	[OT] W, 72-65
Tues./Dec. 3	Vermont	CBS Sports Network	W, 82-73
Sat./Dec. 7	at Xavier-2	FS1	L, 66-73
Sat./Dec. 14	Colgate	FSO/ESPN3	L, 66-67
Wed./Dec. 18	No. 21 Tennessee	ESPN2	W, 78-66

### CHICAGO LEGENDS (CHICAGO, ILL.)

Sat./Dec. 21	vs. Iowa-3	Big Ten Network	L, 70-77
--------------	------------	-----------------	----------

Wed./Jan. 1	UConn •	CBS Sports Network	W, 67-51
Sat./Jan. 4	at Tulane •	CBS Sports Network	L, 71-76
Wed./Jan. 8	Tulsa •	ESPNU	W, 75-44
Sat./Jan. 11	at UCF •	ESPN2	Noon
Thurs./Jan. 16	at Memphis •	ESPN	7 p.m.
Sun./Jan. 19	ECU •	ESPNU	6 p.m.
Wed./Jan. 22	at Temple •	ESPNNews	7 p.m.
Tues./Jan. 28	SMU •	ESPNNews	7 p.m.
Sat./Feb. 1	Houston •	ESPN2	6 p.m.
Thurs./Feb. 6	at Wichita State •	ESPN/ESPN2	7 p.m.
Sun./Feb. 9	at UConn •	CBS Sports Network	Noon
Thurs./Feb. 13	Memphis •	ESPN/ESPN2	7 p.m.
Sun./Feb. 16	at ECU •	CBS Sports Network	Noon
Wed./Feb. 19	UCF •	ESPN2/ESPNU	7 p.m.
Sun./Feb. 23	Wichita State •	ESPN	1 p.m.
Sun./Mar. 1	at Houston •	ESPN	1 p.m.
Tues./Mar. 3	at USF •	ESPNU	7 p.m.
Sat./Mar. 7	Temple •	CBS Sports Network	8 p.m.

### AMERICAN CHAMPIONSHIP (FORT WORTH, TEXAS)

Thurs.-Sun./	TBA-4	ESPN Networks	TBA
Mar. 12-15			

### NCAA CHAMPIONSHIP

Tues.-Wed./	First Four-5	Turner	TBA
Mar. 17-18			
Thurs.-Sun./	First & Second Rounds-6	CBS/Turner	TBA
Mar. 19-22			
Thurs.-Sun./	Regional Semifinals & Finals-7	CBS/Turner	TBA
Mar. 26-29			
Sat.-Mon./	Final Four & Championship-8	CBS/Turner	TBA
Apr. 4-6			

**Notes:** All times listed are Eastern and subject to change. Home games are in **boldface**. (\*) - Denotes American Athletic Conference game.

**Key:** 1-Paradise Jam (University of the Virgin Islands' Sports and Fitness Center); 2-Skyline Chili Crosstown Shootout (Cintas Center); 3-Chicago Legends (United Center); 4-American Championship (Dickies Arena); 5-NCAA Championship First Four site: Dayton, Ohio (University of Dayton Arena); 6-NCAA Championship First and Second Round sites: Albany, N.Y. (Times Union Center); Spokane, Wash. (Spokane Veterans Memorial Arena); St. Louis, Mo. (Enterprise Center); Tampa, Fla. (Amalie Arena); Greensboro, N.C. (Greensboro Coliseum); Omaha, Neb. (CenturyLink Center Omaha); Sacramento, Calif. (Golden 1 Center); Cleveland (Quicken Loans Arena); 7-NCAA Championship Regional sites: Indianapolis (Lucas Oil Stadium); Los Angeles, Calif. (STAPLES Center); Houston (Toyota Center); 8-NCAA Championship Final Four site: Atlanta (Mercedes-Benz Superdome).



2 NATIONAL TITLES // 6 FINAL FOURS // 8 ELITE EIGHTS // 10 SWEET SIXTEENS

33 NCAA TOURNAMENTS // 40 CONFERENCE CHAMPIONSHIPS

## CINCINNATI (9-6, 2-1 AAC) AT UCF (9-6, 0-3 AAC)

SATURDAY, JAN. 11 // NOON ET // ADDITION FINANCIAL ARENA // ORLANDO, FLA.

### GAME AT A GLANCE

**SERIES INFO:** 14th meeting; Cincinnati leads 11-2 overall; Cincinnati leads 4-2 in Orlando;

Cincinnati leads 5-0 at home; Cincinnati leads 2-0 at neutral sites

**STREAK:** UCF - 1

**LAST MEETING:** UCF won 58-55 on Feb. 21, 2019 in Orlando

**COACHES:** John Brannen is in his first season at Cincinnati (9-6); fifth season overall (91-58)

Johnny Dawkins is in his fourth season at UCF (76-40); 12th season overall (232-155)

**AP/USA TODAY RANKINGS (JAN. 6):** Cincinnati (-/-); UCF (-/-)

**RADIO:** 700 WLW; Dan Hoard provides play-by-play with color analyst Terry Nelson

**TV:** ESPN2; Dave LaMont provides play-by-play with color analyst Mark Adams

**JOIN THE CONVERSATION (TWITTER, FACEBOOK & INSTAGRAM):** @GoBearsMBB or GoBearsMBB

### CINCINNATI PROBABLE STARTERS

NO.	NAME	POS.	HT.	WT.	CL.-EXP.	HOMETOWN	GP-GS	PPG	RPG	APG	MIN
3	Mika Adams-Woods	G	6-3	185	Fr.-HS	Syracuse, N.Y.	14-5	5.6	2.4	1.2	18.6
34	Jarron Cumberland	G	6-5	210	Sr.-3L	Wilmington, Ohio	13-13	13.8	3.6	3.7	29.2
2	Keith Williams	G	6-5	215	Jr.-2L	Brooklyn, N.Y.	15-15	12.1	4.8	1.9	28.1
13	Trevon Scott	F	6-8	225	R-Sr.-3L	Townsend, Ga.	15-15	8.5	9.0	2.1	31.0
33	Chris Vogt	C	7-1	260	Jr.-TR	Mayfield, Ky.	15-15	13.5	6.8	1.5	28.0

### OFF THE BENCH

21	Jaevin Cumberland	G	6-3	185	Gr.-TR	Wilmington, Ohio	15-2	10.5	1.7	1.8	23.0
0	Chris McNeal	G	6-1	190	Gr.-TR	Jackson, Tenn.	15-10	4.3	2.3	2.1	22.0
35	Jaume "Jay" Sorolla	C	7-0	260	Gr.-TR	Barcelona, Spain	9-0	4.1	3.2	0.9	13.3
20	Mamoudou Diarra	F	6-9	220	R-So.-1L	Bamako, Mali	13-0	8.5	3.0	0.4*	8.5
1	Jeremiah Davenport	G	6-7	205	Fr.-HS	Cincinnati, Ohio	12-0	1.9	1.3	0.3*	7.6
23	Zach Harvey	G	6-5	195	Fr.-HS	Topeka, Kan.	12-0	1.1	0.7	0.7	7.5
31	Sam Martin	G	5-10	170	Jr.-2L	Cincinnati, Ohio	2-0	0.0	0.0	0.0	1.0
32	John Koz	G	6-1	200	Sr.-3L	Cleveland, Ohio	2-0	0.0	0.0	0.0	1.0
45	Rob Banks	F	6-5	200	Fr.-HS	Bracknell, England	2-0	0.0	0.0	0.0	1.0
44	Adam Cook	F	6-6	180	Jr.-HS	Marysville, Ohio	-	-	-	-	-
24	Prince Toyambi	F	6-7	225	R-Fr. HS	Kinshasa, Congo	-	-	-	-	-

Starters listed based on last game; ^-Blocks; \*-Steals

### CINCINNATI STORYLINES

- » **Chris Vogt** entered Thursday ranked second in the nation (behind Kansas' Udoka Azubuike [.800]) and first in the AAC, shooting 71.4 percent (85 of 119) from the field this season. During AAC play, Vogt is shooting 85.2 percent (23 of 27) from the floor.
- » Since the start of AAC play, **Jarron Cumberland** ranks among the league leaders in assists (4th at 6.3), 3-point percentage (7th at .545), scoring (T8th at 15.7), 3-pointers made (T8th at 2.0) and free throw percentage (10th at .818).

- » **Trevon Scott** is shooting 57.1 percent (24 of 42) from the floor over the last six games. He made 7-of-11 attempts from the floor against No. 21 Tennessee (12/18), scoring a game-high 15 points to go with seven rebounds. He also went 5-of-5 from the floor for 10 points against UConn (1/1).
- » Bearcats legend **Chuck Machock**, who passed away Saturday, Jan. 4 at the age of 82, was a player, assistant coach and radio analyst for Cincinnati. During part of his 29-year coaching career, he spent two seasons as head coach at UCF (1983-84 and 1984-85).

## 2019-20 CINCINNATI NUMERICAL ROSTER

NO.	NAME	POS.	HT.	WT.	CLASS-EXP.	HOMETOWN/HIGH SCHOOL/LAST SCHOOL
0	Chris McNeal	G	6-1	190	Gr.-TR	Jackson, Tenn./South Side HS/Tennessee Tech
1	Jeremiah Davenport	G	6-7	205	Fr.-HS	Cincinnati, Ohio/Moeller HS/Hargrave Military Academy
2	Keith Williams	G	6-5	215	Jr.-2L	Brooklyn, N.Y./Bishop Loughlin Memorial
3	Mika Adams-Woods	G	6-3	185	Fr.-HS	Syracuse, N.Y./Bishop Ludden HS/New Hampton School (N.H.)
13	Trevon Scott	F	6-8	225	R-Sr.-3L	Townsend, Ga./McIntosh County Academy
20	Mamoudou Diarra	F	6-9	220	R-So.-1L	Bamako, Mali/22 Feet Academy (S.C.)
21	Jaevin Cumberland	G	6-3	185	Gr.-TR	Wilmington, Ohio/Wilmington HS/Oakland
23	Zach Harvey	G	6-5	195	Fr.-HS	Topeka, Kan./Hayden HS/Prolific Prep Academy (Calif.)
24	Prince Toyambi	F	6-7	225	R-Fr. HS	Kinshasa, Congo/Fresno HS (Calif.)
31	Sam Martin #	G	5-10	170	Jr.-2L	Cincinnati, Ohio/Summit Country Day
32	John Koz #	G	6-1	200	Sr.-3L	Cleveland, Ohio/Bay HS
33	Chris Vogt	C	7-1	260	Jr.-TR	Mayfield, Ky./Graves County HS/Northern Kentucky
34	Jarron Cumberland	G	6-5	210	Sr.-3L	Wilmington, Ohio/Wilmington HS
35	Jaume "Jay" Sorolla	C	7-0	260	Gr.-TR	Barcelona, Spain/Sunrise Christian Academy (Kansas)/Valparaiso
44	Adam Cook #	F	6-6	180	Jr.-HS	Marysville, Ohio/Marysville HS
45	Rob Banks #	F	6-5	200	Fr.-HS	Bracknell, England/Gould Academy

## 2019-20 CINCINNATI ALPHABETICAL ROSTER

NO.	NAME	POS.	HT.	WT.	CLASS-EXP.	HOMETOWN/HIGH SCHOOL/LAST SCHOOL
3	Mika Adams-Woods	G	6-3	185	Fr.-HS	Syracuse, N.Y./Bishop Ludden HS/New Hampton School (N.H.)
45	Rob Banks #	F	6-5	200	Fr.-HS	Bracknell, England/Gould Academy
44	Adam Cook #	F	6-6	180	Jr.-HS	Marysville, Ohio/Marysville HS
21	Jaevin Cumberland	G	6-3	185	Gr.-TR	Wilmington, Ohio/Wilmington HS/Oakland
34	Jarron Cumberland	G	6-5	210	Sr.-3L	Wilmington, Ohio/Wilmington HS
1	Jeremiah Davenport	G	6-7	205	Fr.-HS	Cincinnati, Ohio/Moeller HS/Hargrave Military Academy
20	Mamoudou Diarra	F	6-9	220	R-So.-1L	Bamako, Mali/22 Feet Academy (S.C.)
23	Zach Harvey	G	6-5	195	Fr.-HS	Topeka, Kan./Hayden HS/Prolific Prep Academy (Calif.)
32	John Koz #	G	6-1	200	Sr.-3L	Cleveland, Ohio/Bay HS
0	Chris McNeal	G	6-1	190	Gr.-TR	Jackson, Tenn./South Side HS/Tennessee Tech
31	Sam Martin #	G	5-10	170	Jr.-2L	Cincinnati, Ohio/Summit Country Day
13	Trevon Scott	F	6-8	225	R-Sr.-3L	Townsend, Ga./McIntosh County Academy
35	Jaume "Jay" Sorolla	C	7-0	260	Gr.-TR	Barcelona, Spain/Sunrise Christian Academy (Kansas)/Valparaiso
24	Prince Toyambi	F	6-7	225	R-Fr. HS	Kinshasa, Congo/Fresno HS (Calif.)
33	Chris Vogt	C	7-1	260	Jr.-TR	Mayfield, Ky./Graves County HS/Northern Kentucky
2	Keith Williams	G	6-5	215	Jr.-2L	Brooklyn, N.Y./Bishop Loughlin Memorial

# - Walk-on

### COACHING & SUPPORT STAFF

Head Coach: John Brannen (First season at UC; Sixth season overall)

Assistant Coaches: Jayson Gee, Sean Dwyer, Tim Morris

Assistant to the Head Coach/Recruiting Coordinator: Jake Luhn

Director of Basketball Operations: Craig Heatherly

Director of Player Personnel: Rodney Crawford

Video Coordinator: George Neilson

Graduate Assistant: Mike Bueter

Senior Associate AD/Medical Services: Bob Mangine

Director of Sports Performance: Mike Rehfeldt

## PRONUNCIATION

MIKA Adams-Woods	MY-ka
JARRON Cumberland	JAIR-in
MAMOUDOU DIARRA	MAMA-doo DEE-are-uh
John KOZ	rhymes with nose
JAUME "Jay" Sorolla	JAW-may "jay" Sorolla
Prince TOYAMBI	toy-YAHM-bee
Chris VOGT	Vote

## ROSTER INFORMATION

### By State/Country

Democratic Republic of Congo	(1) Prince Toyambi
England	(1) Rob Banks
Georgia	(1) Trevon Scott
Kansas	(1) Zach Harvey
Kentucky	(1) Chris Vogt
Mali	(1) Mamoudou Diarra
New York	(2) Mika Adams-Woods, Keith Williams
Ohio	(6) Adam Cook, Jaevin Cumberland, Jarron Cumberland, Jeremiah Davenport, John Koz, Sam Martin
Spain	(1) Jaume "Jay" Sorolla
Tennessee	(1) Chris McNeal

### By Class

True Freshmen	(4) Mike Adams-Woods, Robert Banks, Jeremiah Davenport, Zach Harvey
R-Freshmen	(1) Prince Toyambi
R-Sophomores	(1) Mamoudou Diarra
Juniors	(4) Adam Cook, Sam Martin, Chris Vogt, Keith Williams
Seniors	(2) Jarron Cumberland, John Koz
R-Seniors	(1) Trevon Scott
Graduate Transfers	(3) Jaevin Cumberland, Chris McNeal, Jaume "Jay" Sorolla

### By Height

7-1	(1) Chris Vogt
7-0	(1) Jaume "Jay" Sorolla
6-9	(1) Mamoudou Diarra
6-8	(1) Trevon Scott
6-7	(2) Jeremiah Davenport, Prince Toyambi
6-6	(1) Adam Cook
6-5	(3) Jarron Cumberland, Zach Harvey, Keith Williams
6-4	(1) Robert Banks
6-3	(2) Mika Adams-Woods, Jaevin Cumberland
6-2	(1) David Sanford
6-1	(2) John Koz, Chris McNeal
5-10	(1) Sam Martin

## CINCINNATI QUICK FACTS

### GENERAL INFORMATION

Location	Cincinnati, OH 45221
Founded	1819
Enrollment	46,388
Nickname	Bearcats
Colors	Red (PMS: 186) and Black
Arena (Capacity)	Fifth Third Arena (12,012)
Affiliation	NCAA Division I
Conference	American Athletic Conference
President	Neville Pinto
Acting Director of Athletics	Ryan Hays
Faculty Representative	Brian Hatch
Department of Athletics Phone	(513) 556-4603
Athletics Ticket Office Phone	(877) CATS-TIX

### ATHLETIC COMMUNICATIONS

Asst. AD/Primary Basketball Contact	Andre Foushee
Office/Cell Phone	(513) 556-5182/(859) 797-7871
Email Address	Andre.Foushee@uc.edu
Assoc. Director/Secondary Basketball Contact	Alex Ryan
Office/Cell Phone	513-556-0618/(513) 623-9992
Email Address	Alex.Ryan@uc.edu

### BASKETBALL STAFF

Head Coach	John Brannen (Marshall, 1997)
Basketball Office Phone	(513) 556-5847
Assistant Coach	Jayson Gee (Charleston [W.Va.], 1988)
Assistant Coach	Sean Dwyer (Michigan State, 2009)
Assistant Coach	Tim Morris (Stanford, 2008)
Asst. to the Head Coach/Recruiting Coord.	Jake Luhn (UMass Boston, 2002)
Director of Operations	Craig Heatherly (UMass-Lowell, 2010)
Director of Player Personnel	Rodney Crawford (Cincinnati, 2002)
Video Coordinator	George Neilson (Alabama, 2011)
Senior Associate AD/Medical Services	Bob Mangine (Pittsburgh, 1977)
Director of Sports Performance	Mike Rehfeldt (St. Cloud State, 2005)
Graduate Assistant	Mike Bueter (Northern Kentucky, 2018)



### HISTORY

First year of basketball/All-time record	1901-02/1,825-1,020 (.642)
NCAA appearances/last	33/2019
All-time record	46-32 (.590)
National Championships	2/1961, 1962
Final Four appearances/last	6/1992
Elite Eight appearances/last	8/1996
Sweet 16 appearances/last	10/2012
Conference Regular-Season Championships/last	28/2018
Conference Tournament Championships/last	12/2019
Postseason NIT appearances/last	10/2010
All-time record	8-10 (.444)

### TEAM INFORMATION

2018-19 Record	28-7
American Athletic Conference Record (Finish)	14-4 (2nd)
Starters returning/lost	3/2
Letterwinners returning/lost	7/6
Newcomers	10
Percentage of points returning	58.2 percent (1,460 of 2,510)
Percentage of rebounds returning	76.7 percent (593 of 773)
Percentage of assists returning	52.4 percent (244 of 466)

## GAME PREVIEW

- » The University of Cincinnati (9-6, 2-1 American) men's basketball team plays at UCF (9-6, 0-3) on Saturday. Tipoff is set for noon on ESPN2 and 700 WLW.
- » The Bearcats are coming off a 75-44 home win over Tulsa on Wednesday. Jarron Cumberland tallied a game-high 22 points with four threes, seven rebounds and eight assists. Jaevin Cumberland posted 16 points with four 3-pointers. Chris Vogt posted his third double-double of the season with 12 points and 11 rebounds. Trevon Scott added 10 points and nine rebounds.
- » UCF suffered an 81-74 road loss at SMU on Wednesday. Cesar DeJesus, Collins Smith and Matt Milon scored 19 points each to lead the Knights.
- » Cincinnati and UCF split a pair of meetings last season with the home team winning each time. The Bearcats lead the series 11-2 overall and own a 4-2 mark in Orlando, Fla.
- » **UP NEXT:** Cincinnati plays at nationally ranked Memphis on Thursday, Jan. 16. Tipoff is set for 7 p.m. ET on ESPN and 700 WLW.

## SCOUTING UCF

- » UCF enters Saturday looking to snap a four-game losing streak that includes road setbacks at Oklahoma (53-52 on 12/21), at Houston (78-63 on 1/3) and at SMU (81-74 on 1/8), and a home loss to Temple (62-58 on 12/31).
- » The Knights are 6-2 at home this season.
- » Junior forward Collin Smith (13.5 points, 6.5 rebounds), junior guard Cesar DeJesus (11.1 points and team-high .525 shooting percentage) and senior guard Dazon Ingram (9.3 points, 7.5 rebounds, 3.9 assists) lead the way for the Knights.
- » Ingram ranks among AAC leaders in assists (4th at 3.9) and assist-to-turnover ratio (4th at 1.8).
- » UCF went 24-9 overall and 13-5 in the AAC a year ago, advancing to the second round of the NCAA Tournament.

## UCF SERIES HISTORY

- » Cincinnati owns an 11-2 lead in its series with UCF, having won all five matchups in Cincinnati; four of six meetings in Orlando and both games at neutral sites.
- » The Bearcats are 10-2 against UCF since the teams became members of the American Athletic Conference.
- » Last season the two teams split a pair of meetings with the home team winning each game. Cincinnati earned a 60-55 win in Cincinnati (Feb. 19, 2019) while UCF posted a 58-55 victory in Orlando, Fla., on Mar. 7, 2019.
- » UC won the first eight meetings in the series and had won three in a row until the loss at UCF a year ago.
- » **BRANNEN vs. UCF:** John Brannen's NKU squad played at UCF last season, falling 66-53 on Nov. 24, 2018. UCF (0-1) and Memphis (0-1) are the only two AAC schools Brannen had previously coached against prior to leading Cincinnati's program.

## LAST YEAR'S MEETINGS

- » **CINCINNATI 60, UCF 55 – Feb. 21, 2020**
- » CINCINNATI (AP) - Justin Jenifer knew the shot clock was down to a few seconds. He saw a small opening to the basket and knew that UCF's shot-blocking center would close it in a hurry.
- » He took the risk and made the shot that changed the game. Jenifer's layup barely eluded 7-foot-6 Tacko Fall's outstretched hand and put Cincinnati ahead to stay.
- » He added a 3-pointer with 19.9 seconds left, rallying the Bearcats to a 60-55 victory.
- » The senior point guard snatched the late momentum by lofting the ball high off the backboard for a 50-48 lead with 3:12 to go. If Fall managed to deflect the ball, it would have been a shot clock violation and a turnover.
- » The Bearcats (22-4, 11-2) overcame an eight-point deficit behind its senior point guard, who finished with 12 points. He closed it out with a pair of free throws with 12.9 seconds to go.
- » Jarron Cumberland was limited to 11 points.
- » Aubrey Dawkins scored 18 for UCF (19-6, 9-4).
- » Cincinnati led 26-18 at halftime, taking advantage of UCF's worst opening half of the season. The Knights had 15 turnovers -- one shy of their season high for an entire game -- that set up half of the Bearcats' points.
- » UCF opened the second half with an 18-2 run for a 46-38 lead as Cincinnati missed seven of eight shots and had four turnovers. The Bearcats tied it 46-46 on Keith Williams' put-back and free throw, and Jenifer's layup put them ahead to stay.
- » **UCF 58, CINCINNATI 55 – Mar. 7, 2019**
- » ORLANDO, Fla. (AP) - B.J. Taylor scored seven of UCF's last eight point and finished with 22 to help the No. 25 Knights hold off Cincinnati 58-55.
- » Tacko Fall added 10 points and six rebounds for the Knights (23-6, 13-4 AAC). They held Cincinnati to 37.1 percent shooting and had a 40-33 rebounding edge.
- » Trevon Scott had 20 points on 9-of-15 shooting and added nine rebounds for the Bearcats (25-5, 14-3). Jarron Cumberland added 10 points and five assists.
- » Taylor broke a tie with two free throws with 1:16 left and made it 57-53 with a layup with 17 seconds to go.
- » Cumberland cut it to two with a layup with 10 seconds left, and Chad Brown completed the scoring for UCF with a free throw with 9 seconds to go.
- » Cumberland and Cane Broome missed 3-point attempts for the Bearcats in the final seconds.
- » Boxscores from both games are available at the end of this notes packet.

## TULSA GAME RECAP

- » CINCINNATI (AP) - Jarron Cumberland scored a game-high 22 points and Cincinnati limited Tulsa to a season-low in scoring on the way to a 75-44 win on Wednesday.
- » Jaevin Cumberland, Jarron Cumberland's cousin, came off the bench to score 16 points -- all but three in the second half -- and the Bearcats pulled away. They led by as many as 36 in the second half.
- » Chris Vogt finished with 12 points and 11 rebounds for Cincinnati (9-6, 2-1), which bounced back from a loss Saturday at Tulane.
- » Trevon Scott added 10 points, six in the second half, including a thunderous dunk.
- » Martins Igbanu scored nine points to lead Tulsa (9-6, 1-1), which has lost four of its last five games. The Golden Hurricane finished 0-for-17 from 3-point range.

## BEARCATS LEGEND, FORMER UCF COACH

### CHUCK MACHOCK PASSES AWAY

- » Bearcats Nation mourns the passing of Chuck Machock, who died Saturday, Jan. 4, at the age of 82.
- » Machock was a former UC player, student coach, assistant coach and later radio color analyst for Bearcats' games on 700 WLW AM.
- » A true link, connecting fans to some of the most special moments in Cincinnati men's basketball history, Machock wore the Bearcats' jersey during the 1956 and 57 seasons before becoming a student coach for the 1958 and 59 campaigns. He was Oscar Robertson's roommate on the road and was part of a coaching staff that included George Smith and Ed Jucker - both of whom helped lead UC to five consecutive Final Four appearances (1959-63) and two national titles (1961, 1962).
- » As an assistant coach under Bob Huggins from 1990-93, Machock helped mentor the Bearcats to a 94-36 (.723) overall record, an appearance in the 1992 NCAA Final Four and Great Midwest Conference regular-season and tournament championships in 1992 and 1993.
- » Machock served as a radio analyst for 700 WLW AM for 25 seasons (1993-2017), helping detail more magical Bearcats moments, including, mostly recently, the rebirth of the program under former head coach Mick Cronin.
- » By the time he capped off his coaching career with Huggins in the early 1990s, Machock had built a coaching career that spanned 29 seasons at various levels. He started at the high school level at St. Henry's High School (1960) in Erlanger, Ky., before returning home to Elyria Catholic High School (1961-66). He then moved up to the collegiate level, earning an assistant coaching position at Akron (1968-69); the head coach title at Steubenville College (1969-72); assistant coaching positions at West Virginia (1972-74), Ball State (1974-76) and Ohio State (1977-83); and a head coaching job at UCF (1984-85) before returning to Cincinnati.
- » Machock was inducted into the UC Athletics James P. Kelly Hall of Fame as a contributor in October 2016.
- » **MACHOCK AT UCF:** Machock coached UCF for two seasons, (1983-84, 1984-85) as only the second head coach in program history, posting a 24-31 record ... UCF posted a 15-13 overall record and 9-3 league mark in 1983-84 as Machock was named the Sunshine State Conference Coach of the Year ... UCF made the move to the Division I level for Machock's second season with the Knights, recording a 10-18 mark against a schedule that included Florida, Arkansas, South Carolina, Dayton and Ohio State ... Chuck Machock's son, Bob, played for UCF during the 1984-85 season ... Bob Huggins served as an assistant coach on Machock's staff during the 1983-84 campaign.

## TIP-INS

- » **COUSIN COMBO:** The cousin duo of Jarron and Jaevin Cumberland combined to tally 38 points Wednesday against Tulsa. It marked the duo's highest combined point total of the season. The previous high was 32 points against Bowling Green (11/24) in the semifinals of the Paradise Jam in the U.S. Virgin Islands.
- » The duo combined to shoot 13 of 24 from the field, including 8 of 15 from 3-point range, with four 3-pointers each, against Tulsa.



- » **DEFENSE AT HOME:** Cincinnati has tightened its defensive effort in its first two league home games, allowing opponents 47.5 points, a .323 (37 of 115) field goal percentage and an 11.1 (4 of 36) 3-point field goal percentage. The Bearcats own home wins over UConn (67-51 on Jan. 1) and Tulsa (75-44 on Jan. 8) two weeks into league play.
- » **LAST THREE-LESS GAME:** Tulsa went 0 for 17 from 3-point range at Cincinnati on Wednesday. It marked the first three-less game for a Bearcats' opponent since UCF went 0 for 14 from beyond the arc in a 77-49 UC win on Feb. 6, 2018 at Fifth Third Arena. UC's last game without a made 3-pointer (0 for 11) came in a 50-49 home loss to Tulane on Feb. 14, 2015.
- » **FOUR OR MORE:** Cincinnati has placed at least four players in double figures in 10 of its 15 games this season. The Bearcats saw a season-high six players score 10 or more points against then-No. 21 Tennessee (12/18), with a seventh player tallying nine points.
- » Chris Vogt has scored 10 or more points in 14 of the first 15 games. Keith Williams has scored 10-plus nine times this season.
- » **SINCE THE START OF LEAGUE PLAY:** Cincinnati continues trending upward three games into league play. Entering Saturday, the Bearcats rank among league leaders in 10 categories: scoring defense (1st at 57.0), field goal percentage defense (1st at .351), 3-point field goal percentage defense (1st at .235), scoring margin (1st at +14.0), offensive rebounds (2nd at 12.3), defensive rebounds (3rd at 28.0), rebounding margin (3rd at +9.7), assists (3rd at 17.3), field goal percentage (4th at .466) and blocks (4th at 4.3).
- » **THREE OT GAMES IN A ROW:** Cincinnati played three overtime games in a row from Nov. 24 through Nov. 30 posting a 2-1 mark.
- » It marked the most consecutive overtimes played in school history and fell one game short of tying the NCAA record set by Jacksonville (1982), Illinois State (1985) and Dayton (1988).
- » During the stretch the Bearcats split a pair of overtime decisions at the Paradise Jam. UC fell to Bowling Green 91-84 in OT in the semifinals before outlasting Valparaiso 81-77 in OT in the third-place game. The Bearcats returned home and had to hold off UNLV 71-65 in an extra period.
- » Cincinnati saw its modest four-game win streak in overtime contests end when it suffered a 91-84 setback to Bowling Green (11/24). It ranked as the sixth longest active overtime win streak in the nation.
- » The Bearcats have won six of their last seven overtime games since dropping a 104-97 decision to UConn in four overtimes during the quarterfinals of the 2016 AAC Tournament.

## TOUGH NON-LEAGUE SCHEDULE

- » CBSSports.com listed UC's non-league schedule tied with Kansas and North Carolina for the third toughest in the nation before the start of the season.
- » UC's non-league schedule included contests at then-No. 18 Ohio State (11th ranked in this week's AP poll); at Xavier (preseason No. 19 in AP poll); then-No. 21 Tennessee at Fifth Third Arena and Iowa at the Chicago Legends event. Iowa was ranked No. 23 in last week's poll.
- » Other contests on the 2019-20 non-league slate included dates with Drake (11/11), the 2019 Missouri Valley co-champions; Vermont (12/3), the 2019 American East Conference champions and Colgate (12/14), the 2019 Patriot League co-champions.

- » **NON-LEAGUE SCHEDULE HIGHLIGHTS:** Ten non-league opponents won 20 or more games last season ... Nine teams advanced to postseason play ... Seven teams finished first or second in their league ... Six teams participated in the NCAA Tournament ... Six teams finished in the Top 100 of the 2018-19 NET Rankings.
- » **2019-20 NET RANKINGS:** The Jan. 9 edition of the NET rankings listed Cincinnati's overall (21) and nonconference (21) strength of schedule among the nation's best and tops among all AAC teams.
- » Currently, 23 of Cincinnati's 30 regular-season games in 2019-20 will come against opponents ranked in the Top 150 of the NET Rankings. Among UC's non-league foes, Ohio State (14), Iowa (43), Xavier (54) and Tennessee (68) were listed in the NET's Top 100 through Wednesday.
- » Among UC's AAC opponents, Wichita State (10), Memphis (24), Houston (38), Temple (67), SMU (60) and UConn (88) are listed among the NET's Top 100 through Jan. 8.
- » Cincinnati is listed 78th through Wednesday's games.

## BEARCAT HEADLINERS

### #34 JARRON CUMBERLAND, G

#### 2019-20 PRESEASON HONORS/WATCH LISTS:

- AAC Preseason Player of the Year (coaches)
- Jerry West Shooting Guard of the Year Award (20 players)
- Citizen Naismith Men's Player of the Year (50 players)
- Wendy's Wooden Award (50 players)
- Lute Olsen Player of the Year (40 players)
- NABC Player of the Year (20 players)
- First-Team All-America (Lindy's Sports Magazine)
- Second Team All-America (Sporting News)
- Second Team All-America (The Athletic)
- Third-Team All-America (NBCSports.com)
- Ranked No. 8 among nation's Top 50 Players (SBNation.com)
- Ranked No. 10 among nation's Top 100 Players (CBS Sports)
- Ranked No. 13 among nation's Top 25 Players (ESPN.com)

#### 2018-19 HONORS:

- Associated Press Honorable Mention All-America (2019)
- AAC Player of the Year (2019)
- AAC Championship Most Outstanding Player (2019)
- Unanimous First Team All-AAC selection (2019)
- » **2019-20 SEASON NOTES:** Jarron Cumberland is Cincinnati's first returning league player of the year since Steve Logan (Conference USA in 2001 and 2002).
- » Cumberland is the AAC's first returning player of the year winner since SMU's Nic Moore (2015 and 2016).
- » **AAC RANKINGS (ALL GAMES):** Jarron Cumberland ranked among the AAC's leaders in assists (9th at 3.7), assist-to-turnover ratio (12th at 1.2), scoring (13th at 13.8), 3-pointers made (14th at 1.6) and minutes played (16th at 29.2) entering the weekend.
- » **AAC RANKINGS (LEAGUE GAMES):** Jarron Cumberland ranked among the AAC's leaders in assists (4th at 6.3), 3-point percentage (7th at .545), scoring (T8th at 15.7), 3-pointers made (T8th at 2.0), free throw percentage (10th at .818), assist-to-turnover ratio (14th at 1.9) and minutes (16th at 31.3) through Wednesday.
- » **CHART CHASING:** Jarron Cumberland needs 24 points to move past Jason Maxiell (1,566 points from 2002-05) for 13th place on UC's all-time scoring list.
- » **1,500 POINTS/300 ASSISTS CLUB:** Jarron Cumberland became only the fourth Bearcat in school history to achieve 1,500 points and 300 assists for his career when he tallied 15 points against UConn (1/1). He joined Oscar Robertson (2,973 points/425 assists from 1958-60), Steve Logan (1,985 points/456 assists from 1999-2002) and Deonta Vaughn (1,885 points/511 assists from 2007-2010) on the exclusive list.

- » **CAREER 20-POINT GAMES:** Cumberland enters the UCF contest with 23 career games scoring 20 or more points. It's the most since Sean Kilpatrick (2011-14) posted 32 career games with 20-plus points.
- » **DOUBLE-FIGURE GAMES:** Cumberland has scored 10 or more points in 11 of 13 games played this season and in 44 of his 48 contests since the start of last season.

#### JARRON CUMBERLAND'S OFFENSIVE PROGRESS (2019-20)

STAT	NOV.	DEC.	JAN.
Points/game	15.6	14.4	17.2
FG%	.357	.345	.516
3FG%	.259	.286	.545
Assists/game	2.2	3.6	6.3
Rebounds/game	3.2	3.2	5.0
Minutes/game	29.6	27.4	31.3
Games played	7	5	3

#### POINTS (CAREER - CINCINNATI HISTORY)

RK	NAME (YEARS)	POINTS
1.	Oscar Robertson (1958-60)	2,973
2.	Sean Kilpatrick (2011-14)	2,145
3.	Steve Logan (1999-2002)	1,985
--		
10.	Jack Tyman (1952-55)	1,598
11.	Lloyd Batts (1972-74)	1,585
12.	Darnel Burton (1994-97)	1,584
13.	Jason Maxiell (2002-05)	1,566
14.	Jarron Cumberland (2017-Present)	1,543

#### #13 TREVON SCOTT, F

- » **AAC RANKINGS:** Scott ranked among the AAC leaders in rebounds (4th at 9.0), defensive rebounds (4th at 6.3), offensive rebounds (7th at 2.7), and minutes played (9th at 31.0) entering the weekend.
- » **DOUBLE-DOUBLES:** Scott registered his third double-double of the season against UConn (1/1), scoring 10 points and pulling down a career-high 13 rebounds. His other double-doubles this season have come against Vermont (12/3) - 13 points and 12 rebounds - and Valparaiso (11/25) - 12 points and 11 rebounds.
- » Scott has recorded 10 or more rebounds six times in 2019-20. He hauled in double figure rebounds seven times in 35 games a year ago.
- » Scott has led UC in rebounding 27 times since the start of last season. He led the Bearcats, averaging 6.9 rebounds last season.
- » Offensively, Scott has shot 57.1 percent (24 of 42) from the floor since a 1-of-7 shooting effort at Xavier (12/7). He made 7 of 11 attempts from the floor against No. 21 Tennessee (12/18), scoring a game-high 15 points to go with seven rebounds. He also went 5-of-5 from the floor for 10 points against UConn (1/1).
- » Scott scored a season-high 18 points on 7-of-10 shooting from the floor against Alabama A&M (11/14).
- » **2018-19 SEASON NOTES:** Trevon Scott was named to the AAC Championship All-Tournament Team (2019), averaging 13.7 points and a team-high 9.3 rebounds.

## #33 CHRIS VOGT, C

- » **NATIONAL RANKING:** Vogt entered Thursday ranked second in the nation (behind Kansas' Udoka Azubuike [.800]) and first in the AAC, shooting 71.4 percent (85 of 119) from the field. He has shot at least 50 percent from the floor in 14 of 15 games this season and has shot 75 percent or better eight times.
- » Vogt's field goal percentage currently ranks first in school history for a single season.
- » Vogt has scored in double figures in 14 consecutive games, including a career-high 21 points on 9-of-11 shooting against both vs. Valparaiso (11/25) and at Tulane (1/4).
- » **DOUBLE-DOUBLES:** Chris Vogt owns three double-doubles on the season with 12 points and 11 rebounds again Tulsa (1/8); 13 points and a season-high 13 rebounds against Illinois State (11/22); and 18 points and 10 rebounds against Alabama A&M (11/14).
- » **BLOCKS:** Vogt was listed fourth in the AAC, averaging 1.5 blocks entering the weekend. He has posted at least one block in 13 of 15 games this season, including a season-high three blocks against both UNLV (11/30) and Vermont (12/3).
- » **AAC RANKINGS (ALL GAMES):** Vogt ranks among the league leaders in field goal percentage (1st at .714), blocks (4th at 1.5), offensive rebounds (6th at 2.7), rebounds (10th at 6.8), points (T14th at 13.5), and minutes played (24th at 28.0) entering the weekend.
- » **AAC RANKINGS (LEAGUE GAMES):** Vogt ranks among the league leaders field goal percentage (2nd at .852), scoring (3rd at 17.3), blocks (4th at 2.0), offensive rebounds (7th at 2.7), rebounds (T14th at 6.7) and minutes (T26th at 29.0) entering the weekend.
- » **AAC AWARD:** Chris Vogt was selected to the AAC Weekly Honor Roll (12/2) after averaging 17.5 points, 6.0 rebounds and 2.0 blocks while shooting 71.4 percent (15 of 21) from the field in two games that week.
- » **2018-19 NOTES:** Averaged 4.5 points, 3.7 rebounds and 1.2 blocks in 12.8 minutes as a sophomore last season at Northern Kentucky. He played the year behind the 2019 Horizon League Player of the Year, Drew McDonald (18.7 points, 9.4 rebounds, 30.6 minutes).

### FIELD GOAL PERCENTAGE (SEASON - CINCINNATI HISTORY)

RK	NAME (YEARS)	FG% (FGM-FGA)
1.	Chris Vogt (2019-20)	.714 (85-119)
2.	Pat Cummings (1977-78)	.642 (212-330)
3.	Danny Fortson (1996-97)	.620 (243-392)
4.	Robert Miller (1976-77)	.618 (180-291)
5.	Erik Martin (1992-93)	.603 (164-272)

minimum 5 FG/made

## #2 KEITH WILLIAMS, G

- » **AAC RANKINGS:** Keith Williams ranked among the league leaders in free throw percentage (13th at .764), blocks (12th at 0.9), points (21st at 12.1) and minutes played (22nd at 28.1) entering the weekend.
- » Williams scored a career-high 23 points on 6-of-10 shooting against Vermont (12/3). He made a career-high four threes, sank 7 of 8 free throws, grabbed five rebounds and handed out five assists without a turnover.
- » He scored 16 of his 18 points in the first half at Tulane (1/4), finishing 6 of 13 from the field. It marked his highest scoring output since the Vermont game.
- » After making a jump in minutes and production last season, Williams is taking it to another level to start the 2019-20 campaign. His shooting percentages from the floor beyond the arc (.378 [14 of 37]) and at the free-throw line (.764 [42 of 55]) are career highs.

## #21 JAEVIN CUMBERLAND, G

- » **AAC RANKINGS:** Jaevin Cumberland ranks among the AAC's leaders in 3-pointers per game (3rd at 2.3) and points (29th at 10.5) entering the weekend.
- » **LONG-RANGE THREAT:** Jaevin Cumberland has made five or more 3-pointers in a game three times this season, making five against Drake (11/11) and Vermont (12/3) and a season-high six against Bowling Green (11/24).
- » Has made at least five 3-pointers in a game 10 times during his career. He made a career-high seven 3-pointers at Hartford (12/16/18) and against Coach John Brannen's NKU (3/11/19) squad in the Horizon League Tournament.
- » Owned the nation's sixth longest streak of consecutive games with a 3-pointer at 36 before missing his only two 3-point attempts in eight minutes prior to suffering an injury early in the Illinois State contest (11/22).
- » **20-POINT GAMES:** Jaevin Cumberland has scored a season-high 21 points on two occasions this season vs. Bowling Green (11/24) and Vermont (12/3). He registered 20 or more points in 10 games last season at Oakland, including a career-high 31 points against Oral Roberts (11/24/18).
- » **2018-19 NOTES:** Ranked among the nation's leaders in 3-pointers per game (22nd at 3.3), three attempted (28th at 273) and 3-point field goal percentage (50th at .399) at Oakland.
- » Averaged 17.2 points a year ago and was named to the Horizon League All-Tournament team.
- » Announced his decision to join the Bearcats as a graduate transfer in early June 2019.

## - SEASON NOTES -

### COACHES PICK BEARCATS THIRD IN AAC; CUMBERLAND TABBED PRESEASON PLAYER OF THE YEAR

- » American Athletic Conference coaches predicted a third-place finish for Cincinnati at AAC Media Day on Oct. 14. The Bearcats received 94 points. Houston and Memphis tied for first, garnering 113 points each. The predicted order of finish for the remaining AAC teams follows: Wichita State (88 points), USF (79), UConn (75), Temple (72), SMU (47), UCF (40), Tulsa (36), ECU (20) and Tulane (15).
- » UC's Jarron Cumberland was tabbed the league's preseason player of the year. He also was a unanimous first-team selection for the second consecutive year.

### TRIO SIGNS WITH CINCINNATI IN FALL

- » A trio of prospects signed with Cincinnati during the fall signing period:
- » **MIKE SAUNDERS JR.:** A 6-foot, 175-pound speedy point guard from Indianapolis, Ind., Saunders currently attends Wasatch Academy in Mount Pleasant, Utah. He averaged 11.8 points, 4.3 assists and 2.0 steals while helping lead the squad to a 26-4 record and the program's first Top 25 national ranking last season.
- » A four-star prospect according to ESPN, Saunders also participated in the Stephen Curry SC30 Select Camp in August 2019.
- » **GABE & MASON MADSEN:** Twin brothers Gabe and Mason Madsen currently attend Mayo Senior High School in Rochester, Minn., where the long-range shooters earned Post Bulletin All-Area accolades.
- » Gabe Madsen, a 6-foot-5, 190-pound guard, averaged 23.9 points, 10.2 rebounds and 5.0 assists while making 82 3-pointers as a junior last season.

- » Mason Madsen, a 6-3, 190-pound guard, averaged 22.3 points, 5.7 rebounds and 4.9 assists while making 100 3-pointers a year ago.
- » The Madsen twins are three-star prospects according to 247Sports.com.

## LOOKING CLOSER AT BRANNEN'S SUCCESS AT NORTHERN KENTUCKY

- » John Brannen served as Northern Kentucky University's head coach for four seasons (2015-2016 to 2018-19), taking the Norse to unprecedented success as the school's athletics department underwent reclassification. The school gained Division I status prior to the start of the 2016-17 season and the men's basketball program preceded to compiled a 72-30 overall record the following three seasons under Brannen, making three consecutive postseason appearances (NCAA Tournament [2017, 2019], NIT [2018]), winning back-to-back Horizon League regular-season championships (2018, 2019) and claiming a pair of conference tournament titles (2017, 2019). No other school in the nation enjoyed NKU's amount of success in its first three years.
- » Brannen registered an 81-51 ledger in four seasons at NKU.
- » The 2017 Horizon League Coach of the Year, Brannen led the Norse to a 24-11 record in 2016-17, the Horizon League Tournament title and an appearance in the NCAA Tournament in the school's first season of active status eligibility. NKU's win total was an improvement of 15 victories from the previous season, marking the third-best turnaround in the nation behind only UCLA and Minnesota.
- » Brannen guided NKU to a 22-10 mark in 2017-18, the Horizon League regular-season championship and the NIT.
- » During the 2018-19 season, NKU posted a Division I-era record 26 wins with eight losses, claiming the league regular-season championship and tournament title and its second NCAA Tournament appearance in three years.
- » Brannen's players earned 10 Horizon League postseason accolades at NKU, highlighted by Drew McDonald receiving league player of the year honors a year ago.
- » NKU finished 2018-19 ranked 11th in the nation in both total assists (592) and assists per game (16.9). The Norse also ranked nationally in field goal shooting percentage (27th at .478), scoring margin (28th at +9.6), assist-to-turnover ratio (32nd at 1.34), three-point shooting defense (34th at .314), rebound margin (43rd at +4.5) and scoring offense (44th at 78.5 points).

### COACHES IN FIRST YEAR AT CINCINNATI

- » John Brannen was named the 27th head coach in Cincinnati men's basketball history on April 14, 2019.
- » Brannen is only the fourth coach to lead the Bearcats since 1989-90: Bob Huggins (1990-2005), Andy Kennedy (2006) and Mick Cronin (2007-2019).

### FIRST SEASON RESULTS OF CINCINNATI COACHES (SINCE 1947)

COACH (FIRST YEAR)	W-L (WIN %)	RESULT
John Wiethe (1946-47)	17-9 (.654)	1st Place in MAC
George Smith (1952-53)	11-13 (.458)	2nd Place in MAC
Ed Jucker (1960-61)	27-3 (.900)	1st Place in MVC; NCAA Champions
Tay Baker (1965-66)	21-7 (.750)	1st Place in MVC; NCAA Appearance
Gale Catlett (1972-73)	17-9 (.654)	Independent
Ed Badger (1978-79)	13-14 (.481)	4th in Metro
Tony Yates (1983-84)	3-25 (.107)	8th in Metro
Bob Huggins (1989-90)	20-14 (.588)	2nd in Metro
Andy Kennedy (2005-06)	21-13 (.618)	8th in BIG EAST
Mick Cronin (2006-07)	11-19 (.367)	16th in BIG EAST

## FIFTH THIRD ARENA

- » Cincinnati has sold out season tickets for the second consecutive season since Fifth Third Arena (capacity 12,012) reopened after a 20-month, privately funded \$87-million renovation prior to the 2018-19 season.
- » UC averaged 11,256 fans per game last season, ranking 29th in the nation and the highest at Fifth Third Arena since 2003-04 (12,237).
- » The Bearcats have registered a 408-82 record (.833 win percentage) at the arena since its opening for the 1989-90 campaign. UC was 16-2 at home in 2018-19.
- » While Fifth Third Arena was undergoing renovation during the 2017-18 season, UC played its home schedule at BBGT Arena on the campus of Northern Kentucky University where current UC head coach John Brannen was leading the Norse.

## BEARCAT POINTS OF PRIDE

- » Cincinnati is one of six schools in the nation to have appeared in the last nine NCAA Tournaments, joining Duke, Gonzaga, Kansas, Michigan State and North Carolina.
- » UC's 33 NCAA Tournament appearances are tied for 12th most in the nation.
- » UC's 1,825 all-time wins rank 13th most in the nation.
- » UC's 2017-18 squad tied the school record for wins in a season with 31. The Bearcats posted 30 wins in back-to-back seasons (2016-17 and 2017-18) for the first time in school history. UC has won 26 or more games in five of the last eight seasons and has won at least 22 games in each of the last nine seasons.
- » Since the 2011-12 academic year, 24 of 27 UC men's basketball seniors have graduated including 15 straight. Redshirt senior Trevon Scott graduated in December 2018.

## CINCINNATI TRADITION - BY THE NUMBERS

- » 2 National Titles (1961, 1962)
- » 6 Final Fours (1959-63, 1992)
- » 8 Elite Eights (Last: 1996)
- » 11 Sweet Sixteens (Last: 2012)
- » 33 NCAA Tournament Appearances
- » 23 NCAA Tournament Appearances since 1992
- » 10 NIT Appearances
- » 28 Conference Regular-Season Titles (Last: 2018)
- » 12 Conference Tournament Titles (Last: 2019)
- » 1,825 all-time wins (13th in nation)
- » 32 All-Americans (Last: Jarron Cumberland [2019])
- » 82 All-Conference Selections (Last: Jarron Cumberland [2019])
- » 57 NBA Draft Picks (Last: Jacob Evans III [2018])
- » 53 members of 1,000-point club
- » Ranked as the No. 10 program in the nation by the Associated Press in a 2017 ranking of school's with the most appearance in the AP poll.
- » 431 weeks ranked in AP Top 25
- » 212 weeks ranked in AP Top 10
- » 45 weeks ranked as AP No. 1
- » 2 Members of National Basketball Hall of Fame Jack Twyman & Oscar Robertson
- » 2 Olympic Gold Medalists Robertson (1960) & George Wilson (1964)

## OVER THE LAST NINE-PLUS SEASONS

- » Cincinnati is one of six schools in the nation to have appeared in the last nine NCAA Tournaments, joining Duke, Gonzaga, Kansas, Michigan State and North Carolina.
- » **UC'S ACHIEVEMENTS THE LAST NINE-PLUS SEASONS:**
- » 244-85 overall record (.742 win percentage)
- » 88 wins in AAC play (league best)
- » Won two AAC regular-season titles (2014, 2018) and two AAC tournament championships (2018, 2019).
- » 145-23 home record (.863 win percentage), including a 56-4 mark since the start of 2016-17.
- » Ranked in the AP Top 25 poll for 71 weeks.
- » 24 all-conference awards won by 10 different players.
- » Four former players signing with NBA teams (Troy Caupain, Gary Clark, Jacob Evans III and Sean Kilpatrick).

### NCAA DIVISION I WINS - TOP 20 (THRU JAN. 8)

RK	TEAM	WINS
1.	Kentucky	2,304
2.	Kansas	2,286
3.	North Carolina	2,269
4.	Duke	2,190
5.	Temple	1,935
6.	Syracuse	1,912
7.	UCLA	1,900
8.	Notre Dame	1,891
9.	St. John's	1,865
10.	Indiana	1,848
11.	BYU	1,841
12.	Utah	1,830
13.	<b>Cincinnati</b>	<b>1,825</b>
14.	Arizona	1,823
15.	Purdue	1,812
T16.	Washington	1,804
T16.	Western Kentucky	1,804
18.	Illinois	1,801
19.	Texas	1,800
20.	Penn	1,797

## AMONG THE WINNINGEST PROGRAMS OVER THE LAST THREE SEASONS

- » Cincinnati's 98 wins since the start of the 2016-17 season rank as the eighth most in the nation through Jan. 8.
- » UC recorded the program's first back-to-back 30-win seasons (2017-18 and 2018) before finishing 28-7 a year ago.

### MOST WINS SINCE THE START OF 2016-17 (THRU JAN. 8)

Rk	Team	16-17	17-18	18-19	19-20	Record (%)
1.	Gonzaga	37-2	32-5	33-4	16-1	118-12 (.908)
2.	Villanova	32-4	36-4	26-10	11-3	105-21 (.833)
3.	Duke	28-9	29-8	32-6	14-1	103-24 (.811)
T4.	Virginia	23-11	31-3	35-3	11-3	100-20 (.833)
T4.	Kansas	31-5	31-8	26-10	12-2	100-25 (.800)
T6.	Michigan	26-12	33-8	30-7	10-4	99-31 (.762)
T6.	Kentucky	32-6	26-11	30-7	11-3	99-27 (.786)
8.	<b>Cincinnati</b>	<b>30-6</b>	<b>31-5</b>	<b>28-7</b>	<b>9-6</b>	<b>98-24 (.803)</b>
T9.	UNC	33-7	26-11	29-7	8-7	96-32 (.750)
T9.	Nevada	28-7	29-8	29-5	10-6	96-26 (.787)

## AMONG THE NATION'S BEST AT HOME

- » UC's .933 home win percentage since the start of the 2016-17 season ranks fourth in the nation through Jan. 8.
- » The Bearcats are 56-4 (.933) at home overall since the start of 2016-17. Cincinnati was 18-0 at Fifth Third Arena in 2016-17; 15-1 at home during the 2017-18 campaign at BBGT Arena located on Northern Kentucky's campus; and 16-2 in newly renovated Fifth Third Arena a year ago.
- » The Bearcats are 7-1 at home in 2019-20.

### BEST HOME WIN PERCENTAGE SINCE START OF 2016-17 (THRU JAN. 8)

Team	W-L	Win%
Gonzaga	58-2	.967
Florida State	53-3	.946
South Dakota State	50-3	.943
<b>Cincinnati</b>	<b>56-4</b>	<b>.933</b>
Purdue	53-4	.930
New Mexico State	52-4	.929
Nevada	49-4	.925
Texas Tech	58-6	.906
Duke	52-5	.912
Michigan State	52-5	.912

### MOST HOME WINS SINCE START OF 2016-17 (THRU JAN. 8)

Team	Wins
Gonzaga	58
Texas Tech	58
Kentucky	57
Louisville	57
<b>Cincinnati</b>	<b>56</b>
Saint Mary's	55
Oregon	55
Michigan	54
Purdue	53
Duke	52
Houston	52
New Mexico State	52
Syracuse	51

### AAC LEAGUE WINS - SINCE FORMATION (2013-14) (THRU JAN. 8)

Rk	Team (First season in league)	W-L
1.	<b>Cincinnati (2013-14)</b>	<b>88-23</b>
2.	Houston (2013-14)	66-42
3.	Memphis (2013-14)	61-48
4.	Temple (2013-14)	60-50
5.	SMU (2013-14)	*59-39
6.	UConn (2013-14)	56-54
7.	Tulsa (2014-15)	55-37
8.	UCF (2013-14)	46-63

\* - Vacated 12 wins from 2013-14 season

-GOBEARCATS.COM-





## THE BRANNEN FILE

- » **Hometown:** Alexandria, Ky.
- » **Alma Mater:** Marshall, 1997
- » **Family:** wife, Lisa;  
twin daughters, Jaylee and Katelyn

## COACHING EXPERIENCE

- » **1999-2000:**  
Asst. Coach, Charleston (W.Va.)
- » **2001-2002 to 2002-03:**  
Asst. Coach, Eastern Kentucky
- » **2003-04 to 2005-06:**  
Asst. Coach, St. Bonaventure
- » **2006-07 to 2008-09:**  
Asst. Coach, VCU
- » **2009-10 to 2012-13:**  
Asst. Coach, Alabama
- » **2013-14 to 2014-15:**  
Assoc. Head Coach, Alabama
- » **2015-16 to 2018-19:**  
Head Coach, Northern Kentucky

## PLAYING EXPERIENCE

- » **1993-1994 to 1994-95:**  
Morehead State
- » **1995-96 to 1996-97:**  
Marshall
  - First Team All-Southern Conference as a senior (1997)
  - Led the Southern Conference in scoring as a senior (20.9 points)
  - Scored 1,008 points in two seasons playing for Billy Donovan (1996) and Greg White (1997)

## CINCINNATI HEAD COACH JOHN BRANNEN

John Brannen was named the 27th head coach in University of Cincinnati men's basketball history on April 14, 2019.

Brannen had served as Northern Kentucky University's head coach since the 2015-2016 season, taking the Norse to unprecedented success as the school's athletics department underwent reclassification. Since earning active Division I status eligibility prior to the start of the 2016-17 season, the Norse men's basketball program has compiled a 72-30 overall record, making three consecutive postseason appearances (NCAA Tournament [2017, 2019], NIT [2018]), winning back-to-back Horizon League regular-season championships (2018, 2019) and claiming a pair of conference tournament titles (2017, 2019). No other school in the nation has enjoyed NKU's amount of success in its first three years with active status at the Division I level.

Brannen, whose coaching career spans 20 seasons, owns a 91-58 career record as head coach, including an 9-6 mark at Cincinnati. He registered an 81-51 ledger in four seasons at NKU and a 1-1 mark as Alabama's interim head coach at the end of the 2014-15 campaign.

The 2017 Horizon League Coach of the Year, Brannen led the Norse to a 24-11 record in 2016-17, the Horizon League Tournament title and an appearance in the NCAA Tournament in the school's first season of active status eligibility. NKU's win total was an improvement of 15 victories from the previous season, marking the third-best turnaround in the nation behind only UCLA and Minnesota.

Brannen guided NKU to a 22-10 mark, the Horizon League regular-season championship and an NIT appearance in 2017-18. Last season, NKU posted a Division I-era record 26 wins with eight losses, claiming the league regular-season championship and tournament title and its second NCAA Tournament appearance in three years.

Brannen's players earned 10 Horizon League postseason accolades at NKU, highlighted by Drew McDonald receiving league player of the year honors a year ago. NKU finished 2018-19 ranked 11th in the nation in both total assists (592) and assists per game (16.9). The Norse also ranked nationally in field goal shooting percentage (27th at .478), scoring margin (28th at +9.6), assist-to-turnover ratio (32nd at 1.34), three-point shooting defense (34th at .314), rebound margin (43rd at +4.5) and scoring offense (44th at 78.5 points).

Brannen came to NKU after spending six seasons (2010-2015) at Alabama coaching under Anthony Grant, four as an assistant coach and two as the associate head coach. The Crimson Tide made four postseason appearances during his stay. Alabama finished as the runners up at the 2011 NIT, posting a 25-12 overall mark and winning the Southeastern Conference West Division title. The Crimson Tide made an NCAA Tournament appearance the following season and later advanced to the NIT quarterfinals in 2013 and the second round of the NIT in 2015. Brannen served as interim head coach for Alabama's two games in the 2015 NIT. While in Tuscaloosa, Brannen helped sign Alabama's 2011 recruiting class that ranked fifth in the nation according to Rivals.com.

Prior to Alabama, Brannen served as an assistant coach at VCU for three seasons (2007-09) under Anthony Grant, helping lead the Rams to three 20-win campaigns, two NCAA Tournament appearances (2007, 2009) and a showing in the NIT (2008). The 2007 squad posted a 28-7 mark, upsetting Duke in the first round of the NCAA Tournament. Brannen helped recruit Larry Sanders, who later was drafted by Milwaukee as the 15th pick in the 2010 NBA draft and also helped recruit four of VCU's five starters on its 2011 Final Four team.

Brannen also was an assistant coach at St. Bonaventure (2004-06) for three seasons, Eastern Kentucky (2001-2003) for three seasons and Charleston for the 2000 campaign.

A native of nearby Alexandria, Ky., Brannen attended Newport Central Catholic High School. He began his collegiate playing career at Morehead State before transferring to Marshall for his final two seasons, playing for head coaches Billy Donovan (1996) and Greg White (1997).

Brannen was a first team All-Southern Conference selection as a senior at Marshall in 1996-97 when he led the league in scoring, averaging 20.9 points. He scored 1,008 points in two seasons with the Thundering Herd and still ranks among the school's top 25 players in career free throw percentage (.777), career three-pointers made (14th at 135), career three-point shooting percentage (14th at .386), single-season scoring (12th with 605 points in 1996-97) and single-season scoring average (23rd with 20.9 points during 1996-97).

A Rhodes Scholar finalist, Brannen received scholarships from both the NCAA and Southern Conference. He earned a degree in business management from Marshall in 1997. He was inducted into the Marshall University Athletics Hall of Fame in September 2019.

Following his time at Marshall, Brannen played two seasons of professional basketball in Belgium's First Division before beginning his coaching career.

Brannen and his wife Lisa live in Northern Kentucky and are the proud parents of twin daughters, Jaylee and Katelyn.

## BRANNEN'S YEARLY COACHING RECORD

SEASON	SCHOOL (CONF.)	POSITION	RECORD/LEAGUE (FINISH)	LEAGUE TOURNAMENT (RECORD)	POSTSEASON (RECORD)
2014-15	Alabama (SEC)	Interim Head Coach	1-1/--	--	NIT Second Round (1-1)
<b>Alabama Totals</b>			<b>1 year</b>	<b>1-1/0-0</b>	<b>.500/.000</b>
SEASON	SCHOOL (CONF.)	POSITION	RECORD/LEAGUE (FINISH)	LEAGUE TOURNAMENT (RECORD)	POSTSEASON (RECORD)
2015-16	Northern Kentucky (Horizon)	Head Coach	9-21/5-13 (8th)	First Round (0-1)	None
2016-17	Northern Kentucky (Horizon)	Head Coach	24-11/12-6 (T-3rd)	Champions (3-0)	NCAA First Round (0-1)
2017-18	Northern Kentucky (Horizon)	Head Coach	22-10/15-3 (1st)	First Round (0-1)	NIT First Round (0-1)
2018-19	Northern Kentucky (Horizon)	Head Coach	26-9/13-5 (T-1st)	Champions (3-0)	NCAA First Round (0-1)
<b>Northern Kentucky Totals</b>			<b>4 years</b>	<b>81-51/45-27</b>	<b>.614/.625</b>
SEASON	SCHOOL (CONF.)	POSITION	RECORD/LEAGUE (FINISH)	LEAGUE TOURNAMENT (RECORD)	POSTSEASON (RECORD)
2019-20	Cincinnati (AAC)	Head Coach	9-6/2-1		.600/.667
<b>Cincinnati Totals</b>			<b>First Year</b>	<b>9-6/2-1</b>	<b>.600/.667</b>
<b>Head Coaching Totals</b>		<b>Fifth Year</b>	<b>91-58/47-28</b>		<b>.611/.627</b>

## BRANNEN'S RECORD AGAINST ALL OPPONENTS

SCHOOL	W-L	SCHOOL	W-L	SCHOOL	W-L	SCHOOL	W-L
<b>Alabama A&amp;M</b>	<b>1-0</b>	Eastern Kentucky	1-1	Manhattan	1-0	Southeast Missouri State	2-0
Austin Peay	0-1	Eastern Washington	1-0	UMBC	1-1	<b>SMU</b>	<b>0-0</b>
Berea	1-0	East Tennessee State	1-1	<b>Memphis</b>	<b>0-1</b>	<b>Temple</b>	<b>0-0</b>
<b>Bowling Green</b>	<b>0-1</b>	<b>Fordham</b>	<b>0-0</b>	Miami	0-1	<b>Tennessee</b>	<b>1-0</b>
Brescia	1-0	<b>Grand Canyon</b>	<b>0-0</b>	Miami (Ohio)	2-0	Texas A&M	0-1
<b>UCF</b>	<b>0-1</b>	Green Bay	5-3	Michigan	0-1	Texas Tech	0-1
Cincinnati	0-1	<b>Houston</b>	<b>0-0</b>	Milwaukee	7-3	Tiffin	1-0
Cleveland State	5-4	Illinois	1-1	Morehead State	3-1	Toledo	0-1
Coastal Carolina	1-0	<b>Illinois State</b>	<b>1-0</b>	<b>Nevada</b>	<b>0-0</b>	<b>Tulane</b>	<b>0-1</b>
<b>Colgate</b>	<b>0-1</b>	IU-Kokomo	1-0	Norfolk State	2-0	<b>Tulsa</b>	<b>1-0</b>
Delaware	1-0	IUPUI	3-1	UNC Asheville	1-0	<b>UConn</b>	<b>1-0</b>
Detroit Mercy	8-1	Iona	1-0	North Carolina A&T	0-1	UIC	6-2
<b>Drake</b>	<b>1-0</b>	<b>Iowa</b>	<b>0-1</b>	North Carolina Central	0-1	<b>UNLV</b>	<b>1-0</b>
Earlham	1-0	James Madison	1-0	Northern Illinois	2-0	<b>USF</b>	<b>0-0</b>
<b>East Carolina</b>	<b>0-0</b>	Kentucky	0-1	Oakland	4-5	<b>Valparaiso</b>	<b>2-3</b>
Eastern Illinois	1-1	Louisville	0-1	<b>Ohio State</b>	<b>0-1</b>	<b>Vermont</b>	<b>1-1</b>

*Possible 2019-20 opponents in boldface*

## THE LAST TIME...

### TEAM

#### 100 POINTS BY A TEAM

By UC	105 vs. Arkansas-Pine Bluff, 11/27/18
By Opponent	104 by UConn (40T), 3/11/16

#### 90-99 POINTS BY A TEAM

By UC	93 vs. UCLA, 12/19/18
By Opponent	91 by Bowling Green, 11/24/19

#### 30-PLUS POINT WIN

By UC	31 (75-44) vs. Tulsa, 1/8/20
By Opponent	38 (89-51) vs. Notre Dame, 3/10/11

#### 60 PERCENT SHOOTING BY A TEAM

By UC	.641 vs. Arkansas-Pine Bluff, 11/27/18
By Opponent	.674 vs. Pittsburgh, 2/14/09

#### 50 PERCENT SHOOTING BY A TEAM

By UC	.564 vs. Tennessee, 12/18/19
By Opponent	.517 by SMU, 3/15/19

#### CINCINNATI PLAYED A RANKED OPPONENT

UC Win	78-66 vs. No. 21 Tennessee, 12/18/19
UC Loss	56-64 at No. 18 Ohio State, 11/6/19

#### SINGLE OVERTIME GAME

UC Win	72-65 (OT) vs. UNLV, 11/30/19
UC Loss	91-84 (OT) vs. Bowling Green, 11/24/19

#### DOUBLE OVERTIME GAME

UC Win	72-70 (2OT) vs. Georgetown, 3/8/12
UC Loss	104-97 (4OT) vs. UConn, 3/11/16

#### TRIPLE OVERTIME GAME

UC Win	75-73 (7OT*) vs. Bradley, 12/21/81
UC Loss	104-97 (4OT) vs. UConn, 3/11/16

\* - NCAA record.

### INDIVIDUAL

#### 40 POINTS BY A PLAYER

By UC	41, Steve Logan vs. Southern Mississippi, 2/15/02
By Opponent	40, Trevon Bluiett, Xavier, 1/26/17

#### 30 POINTS BY A PLAYER

By UC	33, Jarron Cumberland, vs. Houston, 3/17/19
By Opponent	31, Corey Davis Jr., vs. Houston, 3/10/19

#### 20 REBOUNDS BY A PLAYER

By UC	20, Cedric McGowan vs. DePaul, 1/4/06
By Opponent	four times

#### 15 REBOUNDS BY A PLAYER

By UC	15, Gary Clark, at UCF, 1/16/18
By Opponent	15, Greg Monroe, vs. Georgetown, 3/6/10

#### TWO PLAYERS WITH 20 OR MORE POINTS IN SAME GAME

By UC	Keith Williams (23), Jaevin Cumberland (21) vs. Vermont, 12/3/19
By Opponent	Daniel Hamilton (32), Jalen Adams (22) vs. UConn, 3/11/16

#### THREE PLAYERS WITH 10 OR MORE REBOUNDS IN SAME GAME

By UC	Gary Clark (10), Kyle Washington (10) & Troy Caupain (10) at Iowa State, 12/1/16
-------	--

#### TWO PLAYERS WITH 10 OR MORE REBOUNDS IN SAME GAME

By UC	Trevon Scott (10), Nysier Brooks (10) at Wichita State, 1/19/18
By Opponent	Ben Moore (11), Sterling Brown (11) vs. SMU, 1/12/17

#### 10 ASSISTS BY A PLAYER

By UC	10, Troy Caupain, vs. USF, 2/4/16
By Opponent	10, Chris Howard, at USF, 2/14/09

#### FIVE STEALS BY A PLAYER

By UC	5, Chris McNeal vs. Iowa, 12/21/19
By Opponent	5, Galen Robinson, Jr., vs. Houston, 3/11/18

#### FIVE BLOCKED SHOTS BY A PLAYER

By UC	5, Nysier Brooks, vs. Wichita State, 2/17/19
By Opponent	5, Tacko Fall, vs. UCF, 2/21/19

#### DOUBLE-DOUBLE BY A UC PLAYER

UC Win	Chris Vogt (12 pts, 11 rebs) vs. Tulsa, 1/9/20
UC Loss	Gary Clark (14 pts, 12 rebs) at Butler, 12/10/16

#### DOUBLE-DOUBLES BY TWO UC PLAYERS

By UC	Trevon Scott (15 pts, 10 rebs) & Nysier Brooks (12 pts, 10 rebs) vs. Milwaukee, 11/16/18
-------	--

#### DOUBLE-DOUBLES BY THREE UC PLAYERS

By UC	Troy Caupain (37 pts, 10 rebs), Octavius Ellis (13 pts, 10 rebs) & Gary Clark (12 pts, 12 rebs) vs. UConn, 3/11/16
-------	--

#### TRIPLE-DOUBLE BY A UC PLAYER

By UC	Eric Hicks (22 pts., 12 rebs., 10 blks.) vs. Marquette, 1/7/06
-------	--

#### UC PLAYER LED TEAM IN POINTS, REBOUNDS & ASSISTS

By UC	Jarron Cumberland (24 pts, 9 rebs, 57 assts) vs. SMU, 2/2/19
-------	--

#### A PLAYER WON A GAME IN THE FINAL SECONDS

By UC	Jacob Evans III hits 19-foot jumper with 0.4 left at Temple as UC wins 55-53, 1/4/18
By Opponent	Roosevelt Jones layup with 0.1 left Butler defeats UC 78-76, 12/2/15

#### FOUR PLAYERS SCORED IN DOUBLE FIGURES

By UC	Jarron Cumberland (22), Jaevin Cumberland (16) Chris Vogt (12), trevon Scott (10) vs. Tulsa, 1/8/20
-------	---

#### FIVE PLAYERS SCORED IN DOUBLE FIGURES

By UC	Keith Williams (15), Jaevin Cumberland (14) Jarron Cumberland (11), Chris Vogt (10), Mike Adams-Woods (10) at Xavier, 12/9/19
-------	---

#### SIX PLAYERS SCORED IN DOUBLE FIGURES

By UC	Trevon Scott (15), Chris Vogt (11), Keith Williams (11), Mika Adams-Woods (11), Jaevin Cumberland (11), Jarron Cumberland (10) vs. Tennessee, 12/18/19
-------	--

#### SEVEN PLAYERS SCORED IN DOUBLE FIGURES

By UC	Kevin Johnson (18), Jacob Evans (17), Justin Jenifer (13), Kyle Washington (12), Jarron Cumberland (11) Troy Caupain (10), Tre Scott (10) vs. Fairleigh Dickinson, 12/17/16
-------	---

#### EIGHT PLAYERS SCORED IN DOUBLE FIGURES

By UC	Farad Cobb (15), Shaq Thomas (14), Kevin Johnson (14), Coreontae DeBerry (12), Justin Jenifer (11), Quadri Moore (10), Jacob Evans (10), Octavius Ellis (10) vs. Robert Morris, 11/15/15
-------	--



## THE POLLS

### ASSOCIATED PRESS POLL (JAN. 6)

RK.	TEAM (FIRST PLACE VOTES)	
1	Gonzaga (54)	1607
2	Duke (9)	1545
3	Kansas (2)	1513
4	Baylor	1386
5	Auburn	1317
6	Butler	1181
7	San Diego State	1130
8	Michigan State	1129
9	Oregon	1075
10	Florida State	966
11	Ohio State	924
12	Maryland	863
13	Louisville	844
14	Kentucky	811
15	Dayton	614
16	Villanova	604
17	West Virginia	599
18	Virginia	556
19	Michigan	502
20	Penn State	456
21	Memphis	455
22	Texas Tech	287
23	Wichita State	252
24	Arizona	184
25	Colorado	81

### OTHERS RECEIVING VOTES:

Iowa 63; Seton Hall 48; Arkansas 38; Marquette 25; Xavier 18; Wisconsin 17; Houston 8; Creighton 6; Washington 6; VCU 5; St. Mary's 3; Liberty 2; Northern Iowa 2; Purdue 1; Brigham Young 1; Stephen F. Austin 1.

### USA TODAY COACHES POLL (JAN. 6)

RK.	TEAM (FIRST PLACE VOTES)	
1	Gonzaga (27)	788
2	Duke (4)	764
3	Kansas (1)	739
4	Baylor	670
5	Auburn	626
6	Butler	598
7	San Diego State	552
8	Michigan State	518
9	Oregon	506
10	Florida State	456
11	Louisville	436
12	Ohio State	435
13	Kentucky	425
14	Maryland	407
15	Dayton	370
16	Villanova	317
17	West Virginia	276
18	Virginia	271
19	Michigan	231
20	Penn St.	205
21	Texas Tech	179
22	Memphis	145
23	Wichita State	127
24	Arizona	115
25	Seton Hall	53

### OTHERS RECEIVING VOTES:

Colorado 46; Iowa 43; Marquette 22; Xavier 20; Arkansas 16; Houston 15; Creighton 8; Washington 6; Wisconsin 5; Florida 5; Purdue 2; Louisiana State 2; Georgia 1.

## CINCINNATI'S WEEKLY RANKINGS

ASSOCIATED PRESS	WEEK	USA TODAY
RV	Preseason	--
--	Nov. 11	No poll
--	Nov. 18	RV
RV	Nov. 25	RV
--	Dec. 2	--
--	Dec. 9	--
--	Dec. 16	--
--	Dec. 23	--
--	Dec. 30	--
--	Jan. 6	--

## 2019-20 AMERICAN ATHLETIC CONFERENCE

### 2019-20 AMERICAN CONFERENCE STANDINGS (THRU JAN. 8)

TEAM	AAC	PCT.	OVERALL	PCT.
SMU	2-0	1.000	12-2	.857
Houston	2-0	1.000	12-3	.800
Wichita State	1-0	1.000	13-1	.929
Memphis	1-0	1.000	12-2	.857
<b>Cincinnati</b>	<b>2-1</b>	<b>.667</b>	<b>9-6</b>	<b>.600</b>
Tulsa	1-1	.500	9-6	.600
East Carolina	1-1	.500	7-8	.467
UConn	1-2	.333	10-5	.667
Temple	1-2	.333	9-5	.643
Tulane	1-2	.333	9-6	.600
USF	1-2	.333	8-8	.500
UCF	0-3	.000	9-6	.600

### 2019-20 AAC COMPOSITE SCHEDULE

<b>Saturday, Jan. 11</b>		
<b>Cincinnati at UCF*</b>	Noon	<b>ESPN2</b>
Tulane at Temple*	Noon	ESPNU
SMU at ECU*	2 p.m.	ESPNU
Houston at Tulsa*	4 p.m.	ESPN/ESPN2
<b>Sunday, Jan. 12</b>		
Wichita State at UConn*	Noon	CBSSN
Memphis at USF*	3 p.m.	ESPN2
<b>Tuesday, Jan. 14</b>		
UCF at Tulane*	8 p.m.	ESPN3
<b>Wednesday, Jan. 15</b>		
Tulsa at ECU*	7 p.m.	ESPN3
SMU at Houston*	9 p.m.	CBSSN
Wichita State at Temple*	9 p.m.	ESPN2/ESPNU
<b>Thursday, Jan. 16</b>		
<b>Cincinnati at Memphis*</b>	<b>7 p.m.</b>	<b>ESPN</b>
<b>Saturday, Jan. 18</b>		
UConn at Villanova	Noon	FS1
Houston at Wichita State*	4 p.m.	ESPN2/ESPNU
USF at UCF*	6 p.m.	ESPNU
Temple at SMU*	8 p.m.	ESPN2/ESPNU
Tulsa at Tulane*	TBD	ESPN3
<b>Sunday, Jan. 19</b>		
<b>ECU at Cincinnati*</b>	<b>6 p.m.</b>	<b>ESPNU</b>
<b>Tuesday, Jan. 21</b>		
Wichita State at USF*	7 p.m.	ESPNEWS
<b>Wednesday, Jan. 22</b>		
<b>Cincinnati at Temple*</b>	<b>7 p.m.</b>	<b>ESPNEWS</b>
ECU at SMU*	8 p.m.	ESPN3
Memphis at Tulsa*	9 p.m.	ESPNU
<b>Thursday, Jan. 23</b>		
UConn at Houston*	9 p.m.	ESPNU
<b>Saturday, Jan. 25</b>		
Temple at Penn	2 p.m.	
SMU at Memphis*	4 p.m.	CBSSN
Tulane at ECU*	6 p.m.	ESPNU
UCF at Wichita State*	8 p.m.	ESPNU
<b>Sunday, Jan. 26</b>		
Tulsa at UConn*	Noon	CBSSN
USF at Houston*	2 p.m.	CBSSN

### CINCINNATI IN THE AMERICAN 2019-20 TEAM STATISTICS (THRU JAN. 8)

CATEGORY	[*NATIONAL] LEAGUE RANK (STAT)
Scoring.....	5th (73.3)
Scoring Defense.....	7th (66.7)
Scoring Margin.....	6th (+6.6)
Free Throw Pct. ....	11th (.665)
Field Goal Pct. ....	3rd (.449)
Field Goal Pct. Defense.....	6th (.396)
3-Pt Field Goal Pct. ....	10th (.307)
3-Pt Field Goal Pct. Defense.....	6th (.315)
Rebounding Offense.....	6th (38.7)
Rebounding Defense.....	6th (34.0)
Rebounding Margin.....	5th (+4.7)
Blocked Shots.....	5th (4.2)
Assists.....	6th (14.6)
Steals.....	10th (6.3)
Turnover Margin.....	10th (-0.67)
Assist-to-Turnover Ratio.....	9th (1.0)
Offensive Rebounds.....	8th (10.9)
Defensive Rebounds.....	5th (27.7)
3-Pt Field Goals Made.....	10th (6.3)

### 2019-20 INDIVIDUAL STATISTICS

PLAYER	[*NATIONAL] LEAGUE RANK (STAT)
<b>Scoring</b>	
Jarron Cumberland.....	13th (13.8)
Chris Vogt.....	114th (13.5)
Keith Williams.....	21st (12.1)
Jaevin Cumberland.....	29th (10.5)
<b>Rebounding</b>	
Trevon Scott.....	4th (9.0)
Chris Vogt.....	10th (6.8)
<b>Field Goal Percentage</b>	
Chris Vogt.....	[4th] 1st (.714)
Trevon Scott.....	14th (.491)
<b>Assists</b>	
Jarron Cumberland.....	9th (3.7)
<b>Steals</b>	
Trevon Scott.....	14th (1.4)
<b>Free Throw Percentage</b>	
Keith Williams.....	13th (.764)
<b>3-Point Field Goals Made</b>	
Jaevin Cumberland.....	3rd (2.3)
Jarron Cumberland.....	14th (1.5)
<b>Blocked Shots</b>	
Chris Vogt.....	4th (1.5)
Keith Williams.....	12th (0.9)
<b>Assist-to-Turnover Ratio</b>	
Jarron Cumberland.....	12th (1.2)
<b>Offensive Rebounds</b>	
Chris Vogt.....	6th (2.7)
Trevon Scott.....	7th (2.7)
<b>Defensive Rebounds</b>	
Trevon Scott.....	4th (6.3)
<b>Minutes Played</b>	
Trevon Scott.....	9th (31.0)
Jarron Cumberland.....	16th (29.2)
Keith Williams.....	22nd (28.1)
Chris Vogt.....	24th (28.0)

UC'S RECORD WHEN

	2019-20
Home games	7-1
Away games	0-3
Neutral site games	2-2
Conference games	2-1
vs. Top 25 teams	1-1
Overtime games	2-1
Lead at halftime	7-3
Trail at halftime	3-2
Tied at halftime	0-0
Lead with 10:00 left	7-2
Trail with 10:00 left	2-4
Tied with 10:00 left	0-0
Lead with 5:00 left	8-2
Trail with 5:00 left	1-3
Tied with 5:00 left	0-1
Lead with 2:00 left	8-2
Trail with 2:00 left	1-4
Tied with 2:00 left	0-0
Shoot better FG%	9-1
Shoot worse FG%	0-5
Shoot 50%-plus	4-0
Shoot below 50%	5-6
Opp. shoots 50%-plus	0-0
Opp. shoots below 50%	9-6
Opp. shoots below 40%	6-0
Make 7 or fewer 3FGs	6-5
Make 8 or more 3FGs	3-1
Shoot more FTs than opp.	6-3
Out-rebound opp.	7-3
Opp. out-rebounds UC	1-3
Same number of rebounds	1-0
Commit fewer TOs	3-2
Commit the same/more TOs	6-4
Commit 12 or less TOs	2-1
Outscore opp. bench	6-4
1-3 point games	1-1
4-5 point games	1-1
6-10 point games	2-4
11-19 point games	2-0
20-plus point games	3-0
Score 59 or fewer pts	0-1
Score 60-69 pts	2-2
Score 70 or more pts	4-3
Score 80 or more pts	3-1
Hold opp. to 50 or fewer pts	1-0
Hold opp. to 51-60 pts	3-1
Hold opp. to 61-70 pts	3-2
Opp. scores 70-plus pts	2-4
Opp. scores 80-plus pts	0-1
November	5-2
December	2-3
January	2-1
February	0-0
March	0-0
Monday	2-0
Tuesday	1-0
Wednesday	3-1
Thursday	1-0
Friday	1-0
Saturday	1-3
Sunday	0-2

BEARCATS STARTING LINEUPS

OPPONENT	UC STARTERS
Thomas More (EXH.)	McNeal, Jar. Cumberland, Williams, Scott, Vogt
at Ohio State	McNeal, Jar. Cumberland, Williams, Scott, Vogt
Drake	McNeal, Jar. Cumberland, Williams, Scott, Vogt
Alabama A&M	McNeal, Jar. Cumberland, Williams, Scott, Vogt
vs. Illinois State	McNeal, Jar. Cumberland, Williams, Scott, Vogt
vs. Bowling Green	McNeal, Jar. Cumberland, Williams, Scott, Vogt
vs. Valparaiso	McNeal, Jar. Cumberland, Williams, Scott, Vogt
UNLV	McNeal, Jar. Cumberland, Williams, Scott, Vogt
Vermont	McNeal, Jar. Cumberland, Williams, Scott, Vogt
at Xavier	McNeal, Jar. Cumberland, Williams, Scott, Vogt
Colgate	McNeal, Jar. Cumberland, Williams, Scott, Vogt
Tennessee	Adams-Woods, Jar. Cumberland, Williams, Scott, Vogt
vs. Iowa	Adams-Woods, Jar. Cumberland, Williams, Scott, Vogt
UConn	Adams-Woods, Jar. Cumberland, Williams, Scott, Vogt
at Tulane	Adams-Woods, Jar. Cumberland, Williams, Scott, Vogt
Tulsa	Adams-Woods, Jar. Cumberland, Williams, Scott, Vogt
at UCF	
at Memphis	
ECU	
at Temple	
SMU	
Houston	
at Wichita State	
at UConn	
Memphis	
at ECU	
UCF	
Wichita State	
at Houston	
at USF	
Temple	

RECORD BY STARTING LINEUPS

UC STARTERS	RECORD
McNeal, Jar. Cumberland, Williams, Scott, Vogt	4-4
McNeal, Jar. Cumberland, Williams, Scott, Vogt	2-0
Adams-Woods, Jar. Cumberland, Williams, Scott, Vogt	3-2

PLAYERS IN DOUBLE FIGURES

# OF PLAYERS	0	1	2	3	4	5	6	7
TIMES THIS SEASON	0	0	0	5	8	1	1	0

LEADS & DEFICITS

<b>LARGEST LEAD OF SEASON -</b> 36 pts (3:38, 2nd half vs. Tulsa [1/8/20])
<b>LARGEST LEAD LOST IN DEFEAT -</b> 13 pts (0:45, 1st half vs. Bowling Green [11/24/19])
<b>LARGEST DEFICIT OF SEASON -</b> 16 pts (11:55, 2nd half at Xavier [12/7/19])
<b>LARGEST DEFICIT OVERCOME IN VICTORY -</b> 12 pts (18:18, 2nd half vs. UNLV [11/30/19])

OVERTIME RECORDS

UC'S OVERALL RECORD	60-56
1 OT Games	51-45
2 OT Games	8-8
3 OT Games	0-1
4 OT Games	0-2
7 OT Games	1-0

RECORDS IN OVERTIME GAMES		
Home	30-17	.638
Schmidlapp Gym	3-4	.429
Schmidt Fieldhouse	0-1	.000
Music Hall	0-1	.000
Armory Fieldhouse	5-4	.556
Cincinnati Gardens	3-2	.600
U.S. Bank Arena	3-1	.750
Fifth Third Arena	16-4	.800
Away	18-30	.375
Neutral	12-9	.571

- Current Streak:** Won 2
- Longest Winning Streak:** 5 (Tay Baker - 1966-67)
- Longest Losing Streak:** 4 (Bob Ruess, 1943 - John Weithe, 1950)
- On Dec. 21, 1981 UC & Bradley played an NCAA-record 70T game (UC won, 75-73)
  - Cincinnati has been involved in two of the five NCAA tournament championship games to go into overtime. The Bearcats defeated Ohio State, 70-65, in 1961, but lost to Loyola (Ill.), 60-58, in 1963.
  - In 1966-67, Cincinnati played six overtime games, winning five.

UC COACHES IN OVERTIME GAMES			
COACH (YEARS)	NO.	RECORD	PCT.
John Brannen (2019-Present)	2	2-1	.667
Mick Cronin (2006-2019)	27	15-12	.556
Bob Huggins (1989-2005)	25	14-11	.560
Tay Baker (1965-72)	9	7-2	.778
Ed Jucker (1960-65)	9	4-5	.444
Ed Badger (1978-83)	8	3-5	.375
Tony Yates (1983-89)	7	2-5	.286
John Wiethe (1946-52)	5	1-4	.200
George Smith (1952-60)	4	3-1	.750
Gale Catlett (1972-78)	4	2-2	.500
Frank Rice (1928-32)	4	1-3	.250
Boyd Chambers (1918-28)	3	3-0	1.000
Clark Ballard (1939-42)	2	2-0	1.000
Andy Kennedy (2005-06)	2	1-1	.250
Tay Brown (1933-37)	2	0-2	.000
John Halliday (1932-33)	1	0-1	.000
Bob Ruess (1942-44)	1	0-1	.000
Walter Van Winkle (1937-39)	0	—	—
Ray Farnham (1944-46)	0	—	—

# SPECIALTY STATISTICS

OPPONENT	RESULT	OFF TO	IN PAINT	2ND CHANCE	FAST BREAK	BENCH
at No. 18 Ohio State		15	28	8	4	21
Cincinnati	L, 56-64	11	24	13	3	13
Drake		18	28	7	12	19
at Cincinnati	W, 81-59	20	38	10	12	33
Alabama A&M		12	24	8	12	17
at Cincinnati	W, 85-53	14	38	10	13	25
vs. Illinois State		19	30	9	8	32
Cincinnati	W, 66-65	18	40	13	8	2
vs. Bowling Green		11	40	12	4	19
Cincinnati	L, 84-91 [OT]	6	29	15	12	34
vs. Valparaiso		34	34	13	12	18
Cincinnati	W, 81-77 [OT]	22	46	11	4	18
UNLV		13	20	15	6	5
at Cincinnati	W, 72-65 [OT]	21	34	9	13	20
Vermont		14	18	10	6	14
at Cincinnati	W, 82-73	20	24	14	7	27
at Xavier		21	40	9	8	26
Cincinnati	L, 66-73	8	32	11	16	26
Colgate		24	30	15	6	8
at Cincinnati	L, 66-67	9	36	15	4	21
No. 21 Tennessee		18	30	8	13	8
at Cincinnati	W, 78-66	15	46	5	10	20
vs. Iowa		10	20	13	10	25
Cincinnati	L, 70-77	22	38	7	14	17
UConn		14	26	10	15	26
at Cincinnati	W, 67-51	8	42	9	9	15
at Tulane		20	26	12	5	11
Cincinnati	L, 71-76	6	36	12	12	17
Tulsa		11	34	10	8	16
at Cincinnati	W, 75-44	11	36	17	16	22
at UCF						
Cincinnati						
at Memphis						
Cincinnati						
ECU						
at Cincinnati						
at Temple						
Cincinnati						
SMU						
at Cincinnati						
Houston						
at Cincinnati						
at Wichita State						
Cincinnati						
at UConn						
Cincinnati						
Memphis						
at Cincinnati						
at ECU						
Cincinnati						
UCF						
at Cincinnati						
Wichita State						
at Cincinnati						
at Houston						
Cincinnati						
at USF						
at Cincinnati						
Temple						
at Cincinnati						
<b>TOTALS</b>		<b>OFF TO</b>	<b>IN PAINT</b>	<b>2ND CHANCE</b>	<b>FAST BREAK</b>	<b>BENCH</b>
<b>CINCINNATI</b>		<b>211</b>	<b>539</b>	<b>171</b>	<b>153</b>	<b>310</b>
<b>AVERAGE</b>		<b>14.1</b>	<b>35.9</b>	<b>11.4</b>	<b>10.2</b>	<b>20.7</b>
<b>OPPONENTS</b>		<b>254</b>	<b>428</b>	<b>159</b>	<b>129</b>	<b>253</b>
<b>AVERAGE</b>		<b>16.9</b>	<b>28.5</b>	<b>10.6</b>	<b>8.6</b>	<b>16.9</b>

# CINCINNATI RADIO-TV CHART



0

**CHRIS McNEAL**  
G • 6-1 • 190 • GR-TR  
Jackson, Tenn.



1

**JEREMIAH DAVENPORT**  
G • 6-7 • 205 • FR-HS  
Cincinnati, Ohio



2

**KEITH WILLIAMS**  
G • 6-5 • 215 • JR-2L  
Brooklyn, N.Y.



3

**MIKA ADAMS-WOODS**  
G • 6-3 • 185 • FR-HS  
Syracuse, N.Y.



13

**TREVON SCOTT**  
F • 6-8 • 225 • R-SR-3L  
Townsend, Ga.



20

**MAMOUDOU DIARRA**  
F • 6-9 • 220 • R-SO-1L  
Bamako, Mali



21

**JAEVIN CUMBERLAND**  
G • 6-3 • 185 • GR-TR  
Wilmington, Ohio



23

**ZACH HARVEY**  
G • 6-5 • 195 • FR-HS  
Topeka, Kan.




24

**PRINCE TOYAMBI**  
F • 6-7 • 225 • R-FR-HS  
Kinshasa, Congo



31

**SAM MARTIN**  
G • 5-10 • 170 • JR-2L  
Cincinnati, Ohio



32

**JOHN KOZ**  
G • 6-1 • 200 • SR-3L  
Cleveland, Ohio



33

**CHRIS VOGT**  
C • 7-1 • 260 • JR-TR  
Mayfield, Ky.




34

**JARRON CUMBERLAND**  
G • 6-5 • 210 • SR-3L  
Wilmington, Ohio



35

**JAUME "JAY" SOROLLA**  
C • 7-0 • 260 • GR-TR  
Barcelona, Spain



44

**ADAM COOK**  
F • 6-6 • 180 • JR-HS  
Marysville, Ohio



45

**ROB BANKS**  
F • 6-5 • 200 • FR-HS  
Binfield, England



**JOHN BRANNEN**  
HEAD COACH  
First Season



**JAYSON GEE**  
ASSISTANT COACH  
First Season



**SEAN DWYER**  
ASSISTANT COACH  
First Season



**TIM MORRIS**  
ASSISTANT COACH  
First Season



# CINCINNATI PLAYER SEASON & CAREER HIGHS

## #0 - CHRIS McNEAL

2019-20 Season		Career
17 vs. Bowling Green, 11/24/19	Pts	29 vs. Tennessee Tech, 11/21/17#
12 at Ohio State, 11/6/19	FG Atts	16, 2x (last vs. TCU, 11/24/17)#
5 vs. Drake, 11/11/19	FG Made	8, 3x (last at Utah State, 1/31/18)#
7 vs. Iowa, 12/21/19	3PT-FG Atts	11 vs. Tennessee Tech, 11/21/17#
1, 4x (last vs. Iowa, 12/21/19)	3PT-FG Made	7 vs. Tennessee Tech, 11/21/17#
21 vs. Bowling Green, 11/24/19	FT Atts	21 vs. Bowling Green, 11/24/19
10 vs. Bowling Green, 11/24/19	FT Made	10, 2x (last 10 vs. Bowling Green, 11/24/19)
7 vs. Bowling Green, 11/24/19	Rebs	7, 5x (last vs. Bowling Green, 11/24/19)
4, 4x (last vs. Iowa, 12/21/19)	Assts	10 vs. Northern New Mexico, 11/11/17#
5 vs. Iowa, 12/21/19	Stls	5 vs. Iowa, 12/21/19
1, 2x (last vs. Colgate, 12/14/19)	Blks	1, 3x (last vs. Colgate, 12/14/19)
38 vs. Bowling Green, 11/24/19	Mins	38 vs. Bowling Green, 11/24/19

# - Statistics from playing career at New Mexico

## #1 - JEREMIAH DAVENPORT

2019-20 Season		Career
7 vs. Bowling Green, 11/24/19	Pts	7 vs. Bowling Green, 11/24/19
4 vs. Alabama A&M, 11/14/19	FG Atts	4 vs. Alabama A&M, 11/14/19
2 vs. Alabama A&M, 11/14/19	FG Made	2 vs. Alabama A&M, 11/14/19
2, 2x (last vs. Tulsa, 1/8/20)	3PT-FG Atts	2, 2x (last vs. Tulsa, 1/8/20)
1, 2x (last at Tulane, 1/4/20)	3PT-FG Made	1, 2x (last at Tulane, 1/4/20)
6 vs. Bowling Green, 11/24/19	FT Atts	6 vs. Bowling Green, 11/24/19
5 vs. Bowling Green, 11/24/19	FT Made	5 vs. Bowling Green, 11/24/19
6 vs. Bowling Green, 11/24/19	Rebs	6 vs. Bowling Green, 11/24/19
1 vs. Valparaiso, 11/25/19	Assts	1 vs. Valparaiso, 11/25/19
1, 3x (last vs. UNLV, 11/30/19)	Stls	1, 3x (last vs. UNLV, 11/30/19)
0	Blks	0
16 vs. Bowling Green, 11/24/19	Mins	16 vs. Bowling Green, 11/24/19

## #2 - KEITH WILLIAMS

2019-20 Season		Career
23 vs. Vermont, 12/3/19	Pts	23 vs. Vermont, 12/3/19
15 vs. UNLV, 11/30/19	FG Atts	15 vs. UNLV, 11/30/19
6, 6x (last at Tulane, 1/4/20)	FG Made	8 vs. UCLA, 12/19/18
5 vs. Tulsa, 1/8/20	3PT-FG Atts	5, 3x (last vs. Tulsa, 1/8/20)
4 vs. Vermont, 12/3/19	3PT-FG Made	4 vs. Vermont, 12/3/19
8 vs. Vermont, 12/3/19	FT Atts	10 vs. Wichita State, 2/17/19
7 vs. Vermont, 12/3/19	FT Made	9 vs. Wichita State, 2/17/19
9 at Xavier, 12/7/19	Rebs	9 at Xavier, 12/7/19
5 vs. Vermont, 12/3/19	Assts	5, 2x (last vs. Vermont, 12/3/19)
4 vs. Colgate, 12/14/19	Stls	4, 3x (vs. Colgate, 12/14/19)
3 vs. Colgate, 12/14/19	Blks	3, 2x (last vs. Colgate, 12/14/19)
36 vs. Valparaiso, 11/25/19	Mins	37, 2x (last vs. Houston, 2/10/19)

## #3 - MIKA ADAMS-WOODS

2019-20 Season		Career
11 vs. Tennessee, 12/18/19	Pts	11 vs. Tennessee, 12/18/19
6, 3x (last vs. Tennessee, 12/18/19)	FG Atts	6, 3x (last vs. Tennessee, 12/18/19)
4, 3x (last at Xavier, 12/7/19)	FG Made	4, 3x (last at Xavier, 12/7/19)
4, 2x (last vs. Colgate, 12/14/19)	3PT-FG Atts	4, 2x (last vs. Colgate, 12/14/19)
2, 4x (last vs. Iowa, 12/21/19)	3PT-FG Made	2, 4x (last vs. Iowa, 12/21/19)
4, 2x (last vs. Tennessee, 12/18/19)	FT Atts	4, 2x (last vs. Tennessee, 12/18/19)
4, 2x (last vs. Tennessee, 12/18/19)	FT Made	4, 2x (last vs. Tennessee, 12/18/19)
5, 3x (last vs. Iowa, 12/21/19)	Rebs	5, 3x (last vs. Iowa, 12/21/19)
5 vs. UConn, 1/1/20	Assts	5 vs. UConn, 1/1/20
2 vs. Iowa, 12/21/19	Stls	2 vs. Iowa, 12/21/19
1 vs. UNLV, 11/30/19	Blks	1 vs. UNLV, 11/30/19
31 vs. Tennessee, 12/18/19	Mins	31 vs. Tennessee, 12/18/19

## #13 - TREVON SCOTT

2019-20 SEASON		CAREER
16 vs. Alabama A&M, 11/14/19	Pts	22 vs. NKU, 12/4/18
11, 3x (last vs. Iowa, 12/21/19)	FG Atts	17 vs. SMU, 3/15/19
7, 2x (last vs. Tennessee, 12/18/19)	FG Made	9 at UCF, 3/7/19
2, 5x (last at Tulane, 1/4/20)	3PT-FG Atts	5 at Memphis, 2/7/19
2 at Ohio State, 11/6/19	3PT-FG Made	2, 4x (last at Ohio State, 11/6/19)
8 vs. Bowling Green, 11/24/19	FT Atts	13 vs. NKU, 12/4/18
6 vs. Bowling Green, 11/24/19	FT Made	12 vs. NKU, 12/4/18
13 vs. UConn, 1/1/20	Rebs	13 vs. UConn, 1/1/20
8 at Tulane, 1/4/20	Assts	8 at Tulane, 1/4/20
4 vs. Tulsa, 1/8/20	Stls	5 vs. USF, 1/29/17
3 at Xavier, 12/7/19	Blks	5 vs. Lipscomb, 11/26/16
38, 2x (last vs. Tennessee, 12/18/19)	Mins	39 at UCF, 3/7/19

## #20 - MAMOUDOU DIARRA

2019-20 SEASON		CAREER
6 at Tulane, 1/4/20	Pts	9, 2x (last vs. Ark.-Pine Bluff, 11/27/18)
4 vs. UConn, 1/1/20	FG Atts	6, 3x (last vs. SC State, 12/22/18)
2, 2x (last vs. UConn, 1/1/20)	FG Made	4 vs. Arkansas-Pine Bluff, 11/27/18
0	3PT-FG Atts	2 vs. Coppin State, 11/16/17
0	3PT-FG Made	1, 2x (last vs. Ark.-Pine Bluff, 11/27/18)
4 at Tulane, 1/4/20	FT Atts	4, 3x (last 4 at Tulane, 1/4/20)
4 at Tulane, 1/4/20	FT Made	4 at Tulane, 1/4/20
9 vs. Alabama A&M, 11/14/19	Rebs	9 vs. Alabama A&M, 11/14/19
1, 4x (last vs. Tulsa, 1/8/20)	Assts	1, 10x (last vs. Tulsa, 1/8/20)
1, 5x (last vs. Tulsa, 1/8/20)	Stls	2 at UCF, 3/7/19
1, 4x (last vs. Tulsa, 1/8/20)	Blks	2, 2x (last vs. Tulane, 1/2/19)
16 vs. Drake, 11/11/19	Mins	16 vs. Drake, 11/11/19

## #21 - JAEVIN CUMBERLAND

2019-20 Season		Career
21, 2x (last vs. Vermont, 12/3/19)	Pts	31 vs. Oral Roberts, 11/24/18#
15 vs. Bowling Green, 11/24/19	FG Atts	21 vs. Youngstown State, 3/6/18#
6, 3x (last vs. Tulsa, 1/8/20)	FG Made	8, 4x (last vs. NKU, 3/11/19)#
14 vs. Bowling Green, 11/24/19	3PT-FG Atts	15 vs. Youngstown State, 1/31/19#
6 vs. Bowling Green, 11/24/19	3PT-FG Made	7, 2x (last vs. NKU, 3/11/19)#
10 at Xavier, 12/7/19	FT Atts	15 vs. Oral Roberts, 11/24/18#
8 at Xavier, 12/7/19	FT Made	15 vs. Oral Roberts, 11/24/18#
3, 4x (last vs. Tulsa, 1/8/20)	Rebs	8 vs. Defiance, 11/19/18#
6 vs. Alabama A&M, 11/14/19	Assts	9 vs. Defiance, 11/19/18#
5 vs. Alabama A&M, 11/14/19	Stls	5 vs. Alabama A&M, 11/14/19
1, 2x (last vs. Tulsa, 1/8/20)	Blks	2 vs. Milwaukee, 1/10/19#
34 vs. Bowling Green, 11/24/19	Mins	40, 6x (last vs. NKU, 3/11/19)#

# - Statistics from playing career at Oakland

## #23 - ZACH HARVEY

2019-20 Season		Career
4 vs. Alabama A&M, 11/14/19	Pts	4 vs. Alabama A&M, 11/14/19
4 vs. Drake, 11/11/19	FG Atts	4 vs. Drake, 11/11/19
1, 3x (last vs. Bowling Green, 11/24/19)	FG Made	1, 3x (last vs. Bowling Green, 11/24/19)
1, 3x (last vs. UConn, 1/1/20)	3PT-FG Atts	1, 3x (last vs. UConn, 1/1/20)
0	3PT-FG Made	0
4, 2x (last vs. Valparaiso, 11/25/19)	FT Atts	4, 2x (last vs. Valparaiso, 11/25/19)
3 vs. Valparaiso, 11/25/19	FT Made	3 vs. Valparaiso, 11/25/19
2, 2x (last vs. UConn, 1/1/20)	Rebs	2, 2x (last vs. UConn, 1/1/20)
4 vs. Valparaiso, 11/25/19	Assts	4 vs. Valparaiso, 11/25/19
1, 2x (last vs. UConn, 1/1/20)	Stls	1, 2x (last vs. UConn, 1/1/20)
2 vs. Vermont, 12/3/19	Blks	2 vs. Vermont, 12/3/19
27 vs. Valparaiso, 11/25/19	Mins	27 vs. Valparaiso, 11/25/19

## #33 - CHRIS VOGT

2019-20 Season		Career
21, 2x (last at Tulane, 1/4/20)	Pts	21, 2x (last at Tulane, 1/4/20)
11, 2x (last at Tulane, 1/4/20)	FG Atts	13 vs. Green Bay, 1/24/19#
9, 2x (last at Tulane, 1/4/20)	FG Made	9, 3x (last at Tulane, 1/4/20)
0	3PT-FG Atts	0
0	3PT-FG Made	0
8 vs. Bowling Green, 11/24/19	FT Atts	9 vs. Manhattan, 11/17/18#
5 vs. Illinois State, 11/22/19	FT Made	5 vs. Illinois State, 11/22/19
13 vs. Illinois State, 11/22/19	Rebs	14 vs. Green Bay, 1/24/19#
2, 3x (last vs. Tennessee, 12/18/19)	Assts	3 vs. Green Bay, 1/24/19#
1, 2x (last at Tulane, 1/4/20)	Stls	1, 15x (last at Tulane, 1/4/20))
3, 2x (last vs. Vermont, 12/3/19)	Blks	4, 2x (last at Green Bay, 3/2/19)#
38 vs. UNLV, 11/30/19	Mins	38 vs. UNLV, 11/30/19

# - Statistics from playing career at Northern Kentucky

## #34 - JARRON CUMBERLAND

2019-20 Season		Career
23 vs. Illinois State, 11/22/19	Pts	34 vs. USF, 1/15/19
16, 2x (last vs. Iowa, 12/21/19)	FG Atts	25 at Houston, 2/10/19
7 vs. Tulsa, 1/8/20	FG Made	11, 2x (last vs. Houston, 3/17/19)
8, 3x (last vs. Iowa, 12/21/19)	3PT-FG Atts	11 vs. Georgia State, 3/16/18
4 vs. Tulsa, 1/8/20	3PT-FG Made	6, 2x (last vs. Wichita State, 2/17/19)
17, 2x (last vs. UNLV, 11/30/19)	FT Atts	17, 3x (last vs. UNLV, 11/30/19)
12, 2x (last vs. UNLV, 11/30/19)	FT Made	14 vs. USF, 1/15/19
7 vs. Tulsa, 1/8/20	Rebs	11 vs. Georgia State, 3/16/18
8 vs. Tulsa, 1/8/20	Assts	8, 4x (last vs. Tulsa, 1/8/20)
2, 3x (last vs. UConn, 1/1/20)	Stls	5 vs. SMU, 3/12/17
1, 2x (last vs. Colgate, 12/14/19)	Blks	3 vs. ECU, 1/20/18
36, 2x (last vs. vs. Iowa, 12/21/19)	Mins	42 vs. UConn, 1/12/19

## #35 - JAUME "JAY" SOROLLA

2019-20 Season		Career
9 vs. Tennessee, 12/18/19	Pts	17 vs. Southern Illinois, 1/6/18#
5, 3x (last vs. UConn, 1/1/20)	FG Atts	11, 3x (last vs. Purdue Northwest, 12/29/18)#
4 vs. Tennessee, 12/18/19	FG Made	6, 3x (last vs. Drake, 1/26/19)#
0	3PT-FG Atts	1, 4x (last vs. Loyola Chicago, 3/8/19)#
0	3PT-FG Made	1, 2x (last vs. Loyola Chicago, 3/8/19)#
3 vs. UConn, 1/1/20	FT Atts	8 vs. Southern Illinois, 1/6/18#
2 vs. Drake, 11/11/19	FT Made	7 vs. Southern Illinois, 1/6/18#
6 vs. Drake, 11/11/19	Rebs	12 vs. Indiana State, 12/17/16#
2, 3x (last vs. Colgate, 12/14/19)	Assts	3 vs. Cleveland State, 2/9/17#
1 vs. Iowa, 12/21/19	Stls	3, 2x (last at Texas A&M, 12/19/18)#
1, 2x (last vs. Tulsa, 1/8/20)	Blks	5 vs. Drake, 1/26/19#
23 at Ohio State, 11/6/19	Mins	33 vs. Santa Clara, 12/22/16#

# - Statistics from playing career at Valparaiso



# #0 CHRIS MCNEAL

GUARD • 6-1 • 190 • GRADUATE • TR • JACKSON, TENN. (SOUTH SIDE HS/TENNESSEE TECH)

## MOMENTS

- » Scored a career-high 29 points against Tennessee Tech (11/21/17) with seven three-pointers while at New Mexico.
- » Posted a double-double with 24 points and 10 assists vs. Northern New Mexico (11/11/17) while at New Mexico.
- » Set the freshman record for assists (134) during 2015-16 season at Western Kentucky.

**2019-20 Season (Grad Transfer):** Posted nine points with four assists and a career-high five steals vs. Iowa (12/21) ... tallied 17 points with seven rebounds and four assists against Bowling Green (11/24) ... posted 12 points, four assists and three steals vs. Drake (11/11) ... scored 10 points and recorded a career-high four steals at No. 18 Ohio State (11/6) ... tallied a game-high 15 points with a trio of threes and three steals against Thomas More (10/31).

**Prior to Cincinnati:** Graduate transfer who sat out the 2018-19 season at Tennessee Tech after transferring from New Mexico ... saw action in all 34 games with 19 starts for the Lobos during the 2017-18 season, averaging 9.5 points and 2.7 assists in 24.4 minutes ... finished second on the team in assists (93) and third in three-pointers (56) ... posted a trio of 20-point games, including a career-best 29 points with seven three-pointers against Tennessee Tech on Nov. 21, 2017 ... recorded a double-double with 24 points and 10 assists against Northern New Mexico on Nov. 11, 2017 ... averaged 13.1 points and 5.3 assists while making 83 three-pointers in 2016-17 at Indian Hills Community College in Ottumwa, Iowa ... named a junior college honorable mention All-American in 2016-17, helping guide the Warriors to a 29-5 record, Region XI regular season and postseason titles, a district title game appearance and appearance in the national tournament ... scored 30 points on 11-of-23 shooting against Southwestern Community College on Jan. 7, 2017 ... started college career started at Western Kentucky where he played in all 34 games during his freshman season, averaging 5.6 points, 4.0 rebounds and 3.9 assists in 28.0 minutes ... his 134 assists were the most by a freshman in school history ... tabbed a two-time all-state selection and finalist for the 2015 Tennessee Class AA Mr. Basketball award for while averaging 23 points, eight assists, seven rebounds and four steals as a senior at South Side High School ... helped lead his team to the 2014 state championship while finishing his career with more than 1,800 points, 500 assists, 300 rebounds and 200 steals.

**Personal:** Born May 16, 1997 in Fort Oglethorpe, Ga. ... son of Elverna Cain ... has one brother, Jauwon Cain ... right-handed.

## SEASON & CAREER STATISTICS

2019-20 Season		Career
17 vs. Bowling Green, 11/24/19	Pts	29 vs. Tennessee Tech, 11/21/17#
12 at Ohio State, 11/6/19	FG Atts	16, 2x (last vs. TCU, 11/24/17)#
5 vs. Drake, 11/11/19	FG Made	8, 3x (last at Utah State, 1/31/18)#
7 vs. Iowa, 12/21/19	3PT-FG Atts	11 vs. Tennessee Tech, 11/21/17#
1, 4x (last vs. Iowa, 12/21/19)	3PT-FG Made	7 vs. Tennessee Tech, 11/21/17#
21 vs. Bowling Green, 11/24/19	FT Atts	21 vs. Bowling Green, 11/24/19
10 vs. Bowling Green, 11/24/19	FT Made	10, 2x (last 10 vs. Bowling Green, 11/24/19)
7 vs. Bowling Green, 11/24/19	Rebs	7, 5x (last vs. Bowling Green, 11/24/19)
4, 4x (last vs. Iowa, 12/21/19)	Assts	10 vs. Northern New Mexico, 11/11/17#
5 vs. Iowa, 12/21/19	Stls	5 vs. Iowa, 12/21/19
1, 2x (last vs. Colgate, 12/14/19)	Blks	1, 3x (last vs. Colgate, 12/14/19)
38 vs. Bowling Green, 11/24/19	Mins	38 vs. Bowling Green, 11/24/19

# - Statistics from playing career at New Mexico

## MISCELLANEOUS STATISTICS

CATEGORY	2015-16	2017-18	2019-20	CAREER
Double-Figure Scoring Games	5	15	3	23
Double-Figure Rebounding Games	0	0	0	0
Double-Double Games	0	1	0	1
20-Point Scoring Games	0	3	0	3
Games Led Team in Scoring	1	3	0	4
Games Led Team in Rebounding	3	0	0	3
Games Led Team in Assists	21	7	3	31
Games With 3+ Assists	24	15	6	45
Games With 3+ Blocks	0	0	0	0
Games With 3+ Steals	2	1	3	6
Games With 3+ 3-Pointers	2	5	0	7

## CAREER STATISTICS

			Total		3-Point		F-Throws		Rebounds											Scoring	
Season	gp-gs	min/avg	fg-fga	pct	fg-fga	pct	ft-fa	pct	off	def	tot	avg	pf	fo	ast	to	blk	stl	pts	avg	
2015-16*	34-29	952/28.0	57-179	.318	34-120	.283	42-61	.689	21	114	135	4.0	61	0	134	67	1	19	190	5.6	
2017-18*	34-19	832/24.5	102-274	.372	56-178	.315	63-83	.759	6	56	62	1.8	56	0	93	64	0	26	323	9.5	
2019-20	15-10	330/22.0	22-78	.282	5-42	.119	16-35	.457	6	28	34	2.3	22	0	31	22	2	14	65	4.3	
TOTAL	15-10	330/22.0	22-78	.282	5-42	.119	16-35	.457	6	28	34	2.3	22	0	31	22	2	14	65	4.3	
All*	83-58	2114/25.5	181-531	.341	95-340	.279	121-179	.676	33	198	231	2.8	139	0	258	153	3	59	578	7.0	

\* Statistics from prior team/school



# #0 CHRIS MCNEAL

GUARD • 6-1 • 190 • GRADUATE • TR • JACKSON, TENN. (SOUTH SIDE HS/TENNESSEE TECH)

## GAME-BY-GAME STATISTICS

### 2019-20 (GRAD TRANSFER SEASON - CINCINNATI)

Opponent	Date	gs	min	Total		3-Pointers		Free throws		Rebounds				pf	a	t/o	blk	stl	pts	avg
				fg-fga	pct	3fg-fga	pct	ft-fa	pct	off	def	tot	avg							
at Ohio St.	11/06/19	*	34	4-12	.333	1-6	.167	1-1	1.000	1	3	4	4.0	3	1	2	0	4	10	10.0
DRAKE	11/11/19	*	26	5-11	.455	1-6	.167	1-3	.333	0	2	2	3.0	1	4	0	0	3	12	11.0
ALABAMA A&M	11/14/19	*	26	0-5	.000	0-4	.000	2-4	.500	0	4	4	3.3	1	4	3	0	1	2	8.0
vs Illinois State	11/22/19	*	31	1-3	.333	0-2	.000	0-2	.000	1	2	3	3.3	3	0	1	0	0	2	6.5
vs Bowling Green	11/24/19	*	38	3-11	.273	1-5	.200	10-21	.476	2	5	7	4.0	4	4	3	1	0	17	8.6
vs Valparaiso	11/25/19	*	27	2-5	.400	1-2	.500	2-2	1.000	0	2	2	3.7	1	1	4	0	0	7	8.3
UNLV	11/30/19	*	13	0-3	.000	0-2	.000	0-2	.000	0	0	0	3.1	0	3	1	0	0	0	7.1
VERMONT	12/03/19	*	21	0-1	.000	0-1	.000	0-0	.000	0	2	2	3.0	1	3	2	0	0	0	6.3
at Xavier	12/07/19	*	16	1-2	.500	0-1	.000	0-0	.000	0	1	1	2.8	0	1	2	0	0	2	5.8
COLGATE	12/14/19	*	16	0-0	.000	0-0	.000	0-0	.000	0	0	0	2.5	0	2	0	1	0	0	5.2
TENNESSEE	12/18/19	12	0-1	.000	0-1	.000	0-0	.000	0	1	1	2.4	2	0	1	0	0	0	0	4.7
vs Iowa	12/21/19	21	4-11	.364	1-7	.143	0-0	.000	1	0	1	2.3	2	4	0	0	0	5	9	5.1
UCONN	01/01/20	17	1-6	.167	0-2	.000	0-0	.000	0	1	1	2.2	0	0	0	0	0	1	2	4.8
at Tulane	01/04/20	14	0-2	.000	0-1	.000	0-0	.000	0	5	5	2.4	2	2	2	0	0	0	0	4.5
TULSA	01/08/20	18	1-5	.200	0-2	.000	0-0	.000	1	0	1	2.3	2	2	1	0	0	2	4.3	
Totals		10	330	22-78	.282	5-42	.119	16-35	.457	6	28	34	2.3	22	31	22	2	14	65	4.3

### 2017-18 (JUNIOR SEASON - NEW MEXICO)

Opponent	Date	gs	min	Total		3-Pointers		Free throws		Rebounds				pf	a	t/o	blk	stl	pts	avg
				fg	fga	3fg	3fga	ft	fta	off	def	tot	avg							
NORTHERN NEW MEXIC	11/11/17	*	23	8-14	571	6-10	600	2-3	667	0	1	1	1.0	1	10	3	0	1	24	24.0
NEBRASKA-OMAHA	11/14/17	*	27	3-7	429	2-6	333	1-5	200	0	2	2	1.5	0	3	2	0	2	9	16.5
at New Mexico State	11/17/17	*	29	3-8	375	1-4	250	3-3	1,000	1	3	4	2.3	2	1	3	0	0	10	14.3
TENNESSEE TECH	11/21/17	*	34	8-16	500	7-11	636	6-8	750	1	3	4	2.8	3	6	4	0	1	29	18.0
vs TCU	11/24/17	*	28	5-16	313	2-10	200	0-0	.000	1	3	4	3.0	3	2	2	0	1	12	16.8
vs Maryland	11/25/17	*	29	6-14	429	2-6	333	5-5	1,000	0	0	0	2.5	3	2	2	0	1	19	17.2
EVANSVILLE	11/29/17	*	29	5-8	625	2-4	500	1-1	1,000	0	2	2	2.4	2	1	1	0	2	13	16.6
at UTEP	12/2/17	*	34	1-5	200	1-4	250	6-6	1,000	0	3	3	2.5	1	3	0	0	1	9	15.6
at Colorado	12/6/17	*	25	1-6	167	0-3	.000	2-3	.667	0	2	2	2.4	1	3	2	0	0	4	14.3
NEW MEXICO STATE	12/9/17		28	1-6	167	0-4	.000	2-3	.667	0	3	3	2.5	1	2	4	0	0	4	13.3
ARIZONA	12/16/17	28	2-9	222	2-8	250	0-0	.000	0	3	4	2.6	3	2	3	0	1	6	12.6	
RICE	12/19/17	26	4-8	500	4-8	500	1-2	.500	0	2	2	2.6	2	0	0	0	1	13	12.7	
PRAIRIE VIEW A&M	12/22/17	23	2-7	286	1-5	.200	0-0	.000	0	0	0	2.4	2	1	3	0	0	5	12.1	
AIR FORCE	12/27/17	*	22	3-8	375	1-6	.167	0-0	.000	0	4	4	2.5	1	4	1	0	0	7	11.7
at Nevada	12/30/17	20	3-8	.375	1-6	.167	0-0	.000	0	2	2	2.5	0	2	1	0	0	7	11.4	
at Boise State	01/03/18	24	1-10	.100	0-5	.000	0-0	.000	0	3	3	2.5	1	7	0	0	0	2	10.8	
SAN JOSE STATE	1/6/18	32	4-11	.364	2-8	.250	2-4	.500	0	1	1	2.4	0	4	2	0	0	12	10.9	
WYOMING	1/10/18	21	1-4	.250	1-3	.333	2-2	1,000	0	0	0	2.3	2	1	6	0	0	5	10.6	
at Fresno State	01/13/18	25	4-9	.444	1-5	.200	7-8	.875	0	0	0	2.4	2	0	0	0	1	16	10.8	
at UNLV	01/17/18	18	0-4	.000	0-2	.000	1-2	.500	0	3	3	2.2	0	0	2	0	0	1	10.4	
SAN DIEGO STATE	1/20/18	17	2-6	.333	2-3	.667	0-1	.000	0	1	1	2.1	3	3	1	0	0	6	10.1	
COLORADO STATE	1/27/18	15	1-5	.200	1-4	.250	0-0	.000	0	1	1	2.1	0	1	0	0	1	3	9.8	
at Utah State	01/31/18	*	36	8-15	533	3-6	.500	2-2	1,000	0	2	2	2.1	2	3	1	0	0	21	10.3
at San Jose State	02/03/18	*	24	2-7	286	1-6	.167	1-2	.500	0	2	2	2.1	2	3	1	0	2	6	10.1
BOISE STATE	2/6/18	*	21	2-6	.333	2-5	.400	0-0	.000	0	2	2	2.1	0	5	0	0	1	6	10.0
at Air Force	2/10/18	*	26	4-10	400	1-5	.200	1-2	.500	0	1	1	2.0	2	1	2	0	1	10	10.0
UTAH STATE	2/14/18	21	4-10	.400	1-5	.200	1-1	1,000	0	1	1	2.0	2	3	1	0	2	10	10.0	
at Wyoming	02/20/18	*	26	3-8	375	1-5	.200	10-12	.833	0	0	0	1.9	4	6	5	0	3	17	10.2
UNLV	2/25/18	*	23	1-5	.200	0-3	.000	2-2	1,000	0	2	2	1.9	2	2	2	0	0	4	10.0
at Colorado State	2/28/18	*	22	3-6	500	3-6	.500	1-2	.500	1	1	2	1.9	2	1	4	0	2	10	10.0
FRESNO STATE	3/3/18	*	18	1-2	.500	1-1	1,000	2-2	1,000	0	0	0	1.9	3	1	2	0	0	5	9.8
vs Wyoming	03/08/18	18	2-6	.333	2-5	.400	2-2	1,000	0	0	0	1.8	1	3	1	0	1	8	9.8	
vs Utah State	03/09/18	21	4-8	.500	2-5	.400	0-0	.000	0	3	3	1.8	2	2	2	0	1	10	9.8	
vs San Diego State	03/10/18	*	19	0-2	.000	0-1	.000	0-0	.000	1	0	1	1.8	1	1	1	0	0	0	9.5
Totals		19	832	102-274	372	56-178	315	63-83	.759	6	56	62	1.8	56	93	64	0	26	323	9.5

### 2015-16 (FRESHMAN SEASON - WESTERN KENTUCKY)

Opponent	Date	gs	min	Total		3-Pointers		Free throws		Rebounds				pf	a	t/o	blk	stl	pts	avg
				fg-fga	pct	3fg-fga	pct	ft-fa	pct	off	def	tot	avg							
CAMPBELLVILLE (KY.)	11/14/15	*	18	0-1	.000	0-1	.000	0-0	.000	0	3	3	3.0	3	3	1	0	0	0	0.0
at Belmont	11/18/15	*	32	3-8	.375	2-4	.500	0-0	.000	2	3	5	4.0	4	4	1	0	0	8	4.0
STONY BROOK	11/21/15	*	28	2-6	.333	1-3	.333	0-1	.000	0	3	3	3.7	1	6	0	0	0	5	4.3
vs Drake	11/23/15	*	36	3-9	.333	2-6	.333	2-2	1.000	2	2	4	3.8	2	5	1	0	1	10	5.8
vs Central Michigan	11/24/15	*	24	0-2	.000	0-1	.000	4-4	1.000	1	3	4	3.8	2	6	1	0	1	4	5.4
vs Duquesne	11/25/15	*	18	0-5	.000	0-3	.000	0-0	.000	0	3	3	3.7	1	3	2	0	0	0	4.5
EASTERN KENTUCKY	12/01/15	*	35	3-5	.600	3-5	.600	0-0	.000	0	5	5	3.9	2	6	3	0	0	9	5.1
at Xavier	12/05/15	*	29	1-5	.200	0-2	.000	1-2	.500	1	5	6	4.1	2	5	5	0	0	3	4.9
INDIANA STATE	12/13/15	27	1-3	.333	1-1	1.000	0-0	.000	1	2	3	4.0	1	6	0	0	0	2	3	4.7
ALABAMA A&M	12/16/15	*	25	3-5	.600	2-4	.500	4-4	1.000	0	1	1	3.7	4	4	0	0	0	12	5.4
at Louisville	12/19/15	*	27	0-4	.000	0-3	.000	2-4	.500	2	5	7	4.0	0	4	4	0	0	2	5.1
DETROIT	12/22/15	*	35	2-7	.286	0-3	.000	6-7	.857	0	5	5	4.1	2	7	3	0	0	10	5.5
BRESCIA (KY.)	12/28/15	*	26	2-9	.222	0-4	.000	0-1	.000	1	4	5	4.2	2	5	2	1	3	4	5.4
at Marshall	01/03/16	*	34	3-9	.333	0-5	.000	1-4	.250	2	5	7	4.4	3	4	2	0	1	7	5.5
FIU	01/07/16	*	30	2-6	.333	2-5	.400	0-0	.000	1	6	7	4.5	1	6	2	0	1	6	5.5
FLORIDA ATLANTIC	01/09/16	*	25	1-2	.500	1-1	1.000	1-2	.500	0	4	4	4.5	1	1	2	0	0	4	5.4
at Rice	01/14/16	*	35	3-6	.500	1-3	.333	0-0	.000	0	6	6	4.6	3	5	4	0	2	7	5.5</



# #1 JEREMIAH DAVENPORT

CINCINNATI, OHIO (MOELLER HS/HARGRAVE MILITARY ACADEMY)

**2019-20 Season (Freshman):** Registered seven points and six rebounds against Bowling Green (11/25) ... posted six points with three rebounds in 12 minutes vs. Alabama A&M (11/14) ... scored first collegiate points making all three free throws after being fouled on a 3-point attempt at Ohio State (11/6).

**Prior to Cincinnati:** Averaged 16.5 points, 7.4 rebounds and 2.1 steals while shooting 42 percent from three-point range at Hargrave Military Academy (Chatham, Va.) ... helped guide the Tigers to a 35-3 overall mark last season while earning most valuable player honors at the Legacy Nissan Classic and National Prep Showcase ... averaged 15.7 points, 6.2 rebounds and 2.1 assists and shooting 59 percent from the field as a senior at Moeller in 2017-18 ... earned Greater Cincinnati Boys Basketball Player of the Year accolades, Greater Catholic League South Co-Player of the Year honors and was named an Ohio Division I Boys Basketball Third-Team selection by the Ohio Prep Sportswriters Association ... helped lead the Crusaders to consecutive state championship game appearances as a junior and senior, winning the title in 2017-18 ... Moeller posted a 55-4 mark with Davenport playing varsity as a junior and senior, including a 27-3 record in 2017-18.

**Personal:** Born Sept. 24, 1999 in Cincinnati, Ohio ... son of Sheila and Darren Davenport ... has two brothers, Michael and Joshua, and three sisters Gabrielle, Naomi and Deborah ... comes from a basketball family, mother (Morehead State) and father (Alcorn State), along with brothers, Michael (St. Bonaventure, 2008-12) and Joshua (Winthrop, 2013-17) and sister, Naomi (West Virginia, 2017-19) all played NCAA Division I basketball ... right-handed.

## SEASON & CAREER STATISTICS

### 2019-20 Season

	Pts	Career
7 vs. Bowling Green, 11/24/19	7 vs. Bowling Green, 11/24/19	
4 vs. Alabama A&M, 11/14/19	FG Atts	4 vs. Alabama A&M, 11/14/19
2 vs. Alabama A&M, 11/14/19	FG Made	2 vs. Alabama A&M, 11/14/19
2, 2x (last vs. Tulsa, 1/8/20)	3PT-FG Atts	2, 2x (last vs. Tulsa, 1/8/20)
1, 2x (last at Tulane, 1/4/20)	3PT-FG Made	1, 2x (last at Tulane, 1/4/20)
6 vs. Bowling Green, 11/24/19	FT Atts	6 vs. Bowling Green, 11/24/19
5 vs. Bowling Green, 11/24/19	FT Made	5 vs. Bowling Green, 11/24/19
6 vs. Bowling Green, 11/24/19	Rebs	6 vs. Bowling Green, 11/24/19
1 vs. Valparaiso, 11/25/19	Assts	1 vs. Valparaiso, 11/25/19
1, 3x (last vs. UNLV, 11/30/19)	Stls	1, 3x (last vs. UNLV, 11/30/19)
0	Blks	0
16 vs. Bowling Green, 11/24/19	Mins	16 vs. Bowling Green, 11/24/19

## MISCELLANEOUS STATISTICS

CATEGORY	2019-20	CAREER
Double-Figure Scoring Games	0	0
Double-Figure Rebounding Games	0	0
Double-Double Games	0	0
20-Point Scoring Games	0	0
Games Led Team in Scoring	0	0
Games Led Team in Rebounding	0	0
Games Led Team in Assists	0	0
Games With 3+ Assists	0	0
Games With 3+ Blocks	0	0
Games With 3+ Steals	0	0
Games With 3+ 3-Pointers	0	0

## GAME-BY-GAME STATISTICS

### 2019-20 (FRESHMAN SEASON)

Opponent	Date	gs	min	Total	fg-fga	pct	3-Pointers	3fg-fga	pct	Free throws	ft-fa	pct	Rebounds	off	def	tot	avg	pf	a	to	blk	stl	pts	avg
at Ohio St.	11/06/19	5	0-0	.000	0-0	.000	3-3	1.000	1	1	2	2.0	4	0	0	0	0	3	3.0					
DRAKE	11/11/19	7	0-2	.000	0-1	.000	0-0	.000	0	2	2	2.0	4	0	0	0	0	1.5						
ALABAMA A&M	11/14/19	12	2-4	.500	1-1	1.000	1-3	.333	2	1	3	2.3	0	0	1	0	1	6	3.0					
vs Illinois State	11/22/19	7	0-1	.000	0-1	.000	0-0	.000	0	1	1	2.0	0	0	1	0	0	2.3						
vs Bowling Green	11/24/19	16	1-3	.333	0-0	.000	5-6	.833	3	3	6	2.8	4	0	2	0	0	7	3.2					
vs Valparaiso	11/25/19	10	1-2	.500	0-0	.000	0-0	.000	0	1	1	2.5	2	1	0	0	1	2	3.0					
UNLV	11/30/19	7	1-1	1.000	0-0	.000	0-0	.000	0	0	0	2.1	0	0	0	0	1	2	2.9					
VERMONT	12/03/19	4	0-1	.000	0-1	.000	0-0	.000	0	1	1	2.0	4	0	1	0	0	2.5						
at Xavier	12/07/19	4	0-0	.000	0-0	.000	0-0	.000	0	0	0	1.8	0	0	0	0	0	2.2						
COLGATE	12/14/19	7	0-2	.000	0-1	.000	0-0	.000	0	0	0	1.6	0	0	1	0	0	2.0						
at Tulane	01/04/20	4	1-2	.500	1-2	.500	0-0	.000	0	0	0	1.5	1	0	0	0	0	3	2.1					
TULSA	01/08/20	8	0-2	.000	0-2	.000	0-0	.000	0	0	0	1.3	0	0	1	0	0	1.9						
Totals		0	91	6-20	.300	.222	9-12	.750	6	10	16	1.3	15	1	7	0	3	23	1.9					

## CAREER STATISTICS

			Total		3-Point		F-Throws		Rebounds											Scoring	
Season	gp-gs	min/avg	fg-fga	pct	fg-fga	pct	ft-fa	pct	off	def	tot	avg	pf	fo	ast	to	blk	stl	pts	avg	
2019-20	12-0	91/7.6	6-20	.300	2-9	.222	9-12	.750	6	10	16	1.3	15	0	1	7	0	3	23	1.9	
TOTAL	12-0	91/7.6	6-20	.300	2-9	.222	9-12	.750	6	10	16	1.3	15	0	1	7	0	3	23	1.9	





# #2 KEITH WILLIAMS

GUARD • 6-5 • 215 • JUNIOR • 2L • BROOKLYN, N.Y. (BISHOP LOUGHLIN MEMORIAL)

## MOMENTS

- » Scored a career-high 23 points with a career-high four 3-pointers against Vermont (12/3/19).
- » Tallied 19 points with a trio of 3-pointers against UCLA (12/19/18).

**2019-20 Season (Junior):** Tallied 18 points at Tulane (1/1) posted 15 points with seven rebounds, four steals and a pair of blocks against Colgate (12/14) ... scored a team-high 15 points and grabbed a career-high nine rebounds at Xavier (12/7) ... tallied a career-high 23 points with a career-best four 3-pointers to go with five assists and no turnovers against Vermont (12/3) ... posted 14 points and tied a career-high with eight rebounds to go with a pair of blocks against UNLV (11/30) ... scored 17 points on 6-of-12 shooting with seven rebounds and two blocks against Valparaiso (11/25) ... contributed 11 points, three assists, two steals and two blocks vs. Alabama A&M (11/14) ... scored a team-high 13 points on 5-of-10 shooting with a pair of threes at No. 18 Ohio State (11/6) ... produced eight points, four rebounds and three assists against Thomas More (10/31).

**2018-19 Season (Sophomore):** Played in 35 games with 32 starts, averaging 9.9 points, 3.2 rebounds, 1.1 assists and 1.1 steals in 25.9 minutes ... ranked among AAC leaders in blocks (11th at 0.9) ... scored points on 8-of-13 shooting with a trio of three-pointers and four assists against UCLA (12/19) ... posted 16 points on 7-of-14 shooting with four rebounds and two blocks against Xavier (12/8) ... scored 15 points on 5-of-10 shooting with a pair of threes to go with a career-high eight rebounds in 29 minutes at UNLV (12/1) ... tallied a team-high 12 points with six rebounds and three assists, including a pair a game-clinching free throws with four seconds left at UConn (2/24) ... scored 15 points with three blocks and three assists against North Carolina Central (11/13) in his first collegiate start ... scored 10 or more points in 19 games.

**2017-18 Season (Freshman):** Played in 33 games as a reserve, averaging 3.1 points and 1.2 rebounds in 9.8 minutes ... scored in double figures in each of his first two collegiate games, netting 10 points on 5-of-12 shooting with five rebounds in the season opener with Savannah State (11/10) and 10 points on 5-of-7 shooting against Western Carolina (11/13) ... grabbed a season-high five rebounds against Savannah State (11/10) and Tulane (3/1) ... scored nine points on 4-of-7 shooting in 14 minutes against Arkansas-Pine Bluff (12/19) ... hit a three-pointer at No. 19 Wichita State (3/4) in the regular-season finale ... knocked in a three-pointer just prior to the halftime buzzer at UConn (3/3).

**Prior to Cincinnati:** Named the 2017 All-New York City Player of the Year and Catholic High School Athletic Association (CHSAA) Class AA Most Valuable Player, helping Bishop Loughlin to the Brooklyn/Queens championship game and intersectional semifinals ... averaged 24.2 points and 12.6 rebounds as a senior and 15 points and 4.3 rebounds as a junior ... netted 37 points in a CHSAA Brooklyn/Queens diocesan semifinal double overtime win against Christ the King ... tallied 25 points on 12-of-17 shooting from the field in the 2017 Jordan Brand Classic Regional Boys Game at the Barclays Center ... averaged 15.0 points and 4.3 rebounds while shooting 47.8 percent (96 of 201) from the field and 40.6 percent (28 of 69) from three-point range in 17 games for New Heights, an AAU squad on the 2016 Under Armour Association's 17U summer circuit ... tabbed a four-star prospect by Rivals.com and 247Sports.

**Personal:** Born July 25, 1998 in Brooklyn, New York ... son of Yvette and Keith Williams Sr. ... has two brothers, Cleyon Carryl and Courtney Tyrell, and a sister, Tuanieha Williams ... right-handed.

## SEASON & CAREER STATISTICS

2019-20 Season		Career
23 vs. Vermont, 12/3/19	Pts	23 vs. Vermont, 12/3/19
15 vs. UNLV, 11/30/19	FG Atts	15 vs. UNLV, 11/30/19
6, 6x (last at Tulane, 1/4/20)	FG Made	8 vs. UCLA, 12/19/18
5 vs. Tulsa, 1/8/20	3PT-FG Atts	5, 3x (last vs. Tulsa, 1/8/20)
4 vs. Vermont, 12/3/19	3PT-FG Made	4 vs. Vermont, 12/3/19
8 vs. Vermont, 12/3/19	FT Atts	10 vs. Wichita State, 2/17/19
7 vs. Vermont, 12/3/19	FT Made	9 vs. Wichita State, 2/17/19
9 at Xavier, 12/7/19	Rebs	9 at Xavier, 12/7/19
5 vs. Vermont, 12/3/19	Assts	5, 2x (last vs. Vermont, 12/3/19)
4 vs. Colgate, 12/14/19	Stls	4, 3x (vs. Colgate, 12/14/19)
3 vs. Colgate, 12/14/19	Blks	3, 2x (last vs. Colgate, 12/14/19)
36 vs. Valparaiso, 11/25/19	Mins	37, 2x (last vs. Houston, 2/10/19)

## MISCELLANEOUS STATISTICS

CATEGORY	2017-18	2018-19	2019-20	CAREER
Double-Figure Scoring Games	2	18	8	28
Double-Figure Rebounding Games	0	0	0	0
Double-Double Games	0	0	0	0
20-Point Scoring Games	0	0	1	1
Games Led UC in Scoring	0	3	3	6
Games Led UC in Rebounding	0	1	3	4
Games Led UC in Assists	0	2	1	3
Games With 3+ Assists	0	4	4	8
Games With 3+ Blocks	0	2	1	3
Games With 3+ Steals	0	5	1	6
Games With 3+ 3-Pointers	0	1	1	2

## CAREER STATISTICS

			Total		3-Point		F-Throws		Rebounds											Scoring	
Season	gp-gs	min/avg	fg-fga	pct	fg-fga	pct	ft-fta	pct	off	def	tot	avg	pf	fo	ast	to	blk	stl	pts	avg	
2017-18	33-0	325/9.8	40-104	.385	4-27	.148	17-32	.531	15	25	40	1.2	23	0	14	27	5	15	101	3.1	
2018-19	35-32	908/25.9	130-288	.451	21-76	.276	65-92	.707	46	65	111	3.2	84	1	38	50	31	39	346	9.9	
2019-20	15-15	422/28.1	63-153	.412	14-37	.378	42-55	.764	22	50	72	4.8	39	4	28	29	14	17	182	12.1	
TOTAL	83-47	1655/19.9	233-545	.428	39-140	.279	124-179	.693	83	140	223	2.7	146	5	80	106	50	71	629	7.6	



# #2 KEITH WILLIAMS

GUARD • 6-5 • 215 • JUNIOR • 2L • BROOKLYN, N.Y. (BISHOP LOUGHLIN MEMORIAL)

## GAME-BY-GAME STATISTICS

### 2019-20 (JUNIOR SEASON)

Opponent	Date	gs	min	Total		3-Pointers		Free throws		Rebounds				pf	a	t/o	blk	stl	pts	avg	
				fg-fga	pct	3fg-fga	pct	ft-fa	pct	off	def	tot	avg								
at Ohio St.	11/06/19	*	28	5-10	.500	2-3	.667	1-2	.500	2	0	2	2.0	2	0	3	0	1	13	13.0	
DRAKE	11/11/19	*	19	1-2	.500	1-1	1.000	5-6	.833	0	3	3	2.5	1	3	1	0	0	8	10.5	
ALABAMA A&M	11/14/19	*	25	4-9	.444	1-3	.333	2-2	1.000	1	3	4	3.0	1	3	2	2	0	11	10.7	
vs Illinois State	11/22/19	*	22	5-8	.625	0-1	.000	2-2	1.000	0	2	2	2.8	3	1	1	1	0	12	11.0	
vs Bowling Green	11/24/19	*	22	2-8	.250	0-1	.000	0-0	.000	0	2	2	2.6	5	1	2	1	1	4	9.6	
vs Valparaiso	11/25/19	*	36	6-12	.500	0-2	.000	5-6	.833	1	6	7	3.3	4	2	2	2	1	17	10.8	
UNLV	11/30/19	*	34	6-15	.400	1-2	.500	1-2	.500	3	5	8	4.0	1	3	0	2	3	14	11.3	
VERMONT	12/03/19	*	32	6-11	.545	4-4	1.000	7-8	.875	0	5	5	4.1	1	5	0	0	2	23	12.8	
at Xavier	12/07/19	*	33	6-14	.429	1-4	.250	2-4	.500	3	6	9	4.7	5	1	2	0	1	15	13.0	
COLGATE	12/14/19	*	32	6-12	.500	0-3	.000	3-3	1.000	3	4	7	4.9	1	4	3	4	5	15	13.2	
TENNESSEE	12/18/19	*	32	4-9	.444	0-1	.000	3-6	.500	2	3	5	4.9	2	3	4	1	0	11	13.0	
vs Iowa	12/21/19	*	26	2-13	.154	0-3	.000	4-6	.667	1	2	3	4.8	5	1	3	1	1	8	12.6	
UCONN	01/01/20	*	17	1-6	.167	0-0	.000	2-2	1.000	2	2	4	4.7	3	2	2	0	0	4	11.9	
at Tulane	01/04/20	*	34	6-13	.462	2-4	.500	4-4	1.000	3	3	6	4.8	5	0	3	1	1	18	12.4	
TULSA	01/08/20	*	30	3-11	.273	2-5	.400	1-2	.500	1	4	5	4.8	0	2	0	0	2	9	12.1	
Totals			15	422	63-153	.412	14-37	.378	42-55	.764	22	50	72	4.8	39	28	29	14	17	182	12.1

### 2018-19 (SOPHOMORE SEASON)

Opponent	Date	gs	min	Total		3-Pointers		Free throws		Rebounds				pf	a	t/o	blk	stl	pts	avg	
				fg-fga	pct	3fg-fga	pct	ft-fa	pct	off	def	tot	avg								
OHIO ST.	11/07/18		13	1-6	.167	0-2	.000	2-2	1.000	1	2	3	3.0	1	0	1	1	1	4	4.0	
N.C. CENTRAL	11/13/18	*	26	7-12	.583	1-2	.500	0-1	.000	3	1	4	3.5	2	3	1	3	2	15	9.5	
MILWAUKEE	11/16/18	*	23	3-7	.429	0-2	.000	6-8	.750	1	1	2	3.0	1	1	2	0	1	12	10.3	
WESTERN MICH.	11/19/18	*	21	4-6	.667	0-0	.000	0-0	.000	3	2	5	3.5	0	0	3	1	4	8	9.8	
vs George Mason	11/23/18	*	17	3-5	.600	0-1	.000	0-0	.000	1	2	3	3.4	3	0	1	0	2	6	9.0	
vs Ole Miss	11/24/18	*	24	2-6	.333	2-2	1.000	3-6	.500	2	3	5	3.7	4	0	0	0	0	9	9.0	
ARK-PINE BLUFF	11/27/18	*	26	6-9	.667	0-1	.000	0-0	.000	1	1	2	3.4	0	2	1	0	1	12	9.4	
at UNLV	12/01/18	*	29	5-10	.500	2-2	1.000	3-4	.750	4	4	8	4.0	3	0	2	0	0	15	10.1	
NORTHERN KY.	12/04/18	*	23	3-9	.333	0-3	.000	4-8	.500	2	2	4	4.0	3	0	2	1	1	10	10.1	
XAVIER	12/08/18	*	31	7-14	.500	0-3	.000	2-2	1.000	1	3	4	4.0	1	0	1	2	0	16	10.7	
at Mississippi State	12/15/18	*	37	6-13	.462	1-4	.250	2-6	.333	1	1	2	3.8	4	2	1	2	1	15	11.1	
UCLA	12/19/18	*	25	8-13	.615	3-4	.750	0-1	.000	0	3	3	3.8	3	4	0	0	0	19	11.8	
SOUTH CAROLINA ST.	12/22/18	*	11	0-1	.000	0-1	.000	1-2	.500	0	1	1	3.5	3	0	1	0	0	1	10.9	
TULANE	01/02/19		20	4-10	.400	0-2	.000	2-2	1.000	0	0	0	3.3	2	2	1	3	3	10	10.9	
at ECU	01/05/19	*	34	6-12	.500	0-3	.000	1-2	.500	1	2	3	3.3	3	0	2	1	2	13	11.0	
at Tulsa	01/10/19	*	32	6-11	.545	2-5	.400	0-0	.000	1	3	4	3.3	5	0	2	0	3	14	11.2	
UCONN	01/12/19	*	32	5-7	.714	1-2	.500	1-2	.500	1	1	2	3.2	4	1	0	1	2	12	11.2	
SOUTH FLA.	01/15/19	*	29	4-7	.571	2-2	1.000	1-1	1.000	2	0	2	3.2	3	0	1	2	1	11	11.2	
at Wichita St.	01/19/19	*	32	5-9	.556	1-2	.500	3-5	.600	1	0	1	3.1	2	0	4	2	0	14	11.4	
TULSA	01/24/19	*	22	1-4	.250	0-1	.000	1-2	.500	1	3	4	3.1	2	5	0	0	0	3	11.0	
at Temple	01/27/19	*	21	2-6	.333	1-2	.500	4-4	1.000	3	2	5	3.2	4	0	2	0	1	9	10.9	
SMU	02/02/19	*	28	4-7	.571	1-3	.333	4-6	.667	0	3	3	3.2	1	1	2	0	1	13	11.0	
at Memphis	02/07/19	*	24	3-8	.375	1-2	.500	2-2	1.000	2	1	3	3.2	2	1	1	0	0	9	10.9	
at Houston	02/10/19	*	37	4-13	.308	0-5	.000	0-0	.000	2	2	4	3.2	2	1	1	1	4	8	10.8	
WICHITA ST.	02/17/19	*	26	3-6	.500	0-2	.000	9-10	.900	0	3	3	3.2	1	0	1	1	0	15	10.9	
UCF	02/21/19	*	30	4-12	.333	2-3	.667	2-2	1.000	0	0	0	3.1	1	1	1	1	0	12	11.0	
at UConn	02/24/19	*	25	4-9	.444	0-2	.000	4-4	1.000	2	4	6	3.2	4	3	3	1	0	12	11.0	
at SMU	02/27/19	*	29	2-11	.182	0-4	.000	4-4	1.000	2	3	5	3.3	2	2	0	1	1	8	10.9	
MEMPHIS	03/02/19	*	34	4-11	.364	0-1	.000	2-4	.500	1	2	3	3.2	2	3	5	1	3	10	10.9	
at UCF	03/07/19	*	27	2-8	.250	0-2	.000	0-0	.000	2	1	3	3.2	3	1	1	0	1	4	10.6	
HOUSTON	03/10/19		21	4-6	.667	1-2	.500	0-0	.000	0	1	1	3.2	4	2	2	0	0	9	10.6	
vs SMU	03/15/19	*	26	1-5	.200	0-1	.000	2-2	1.000	1	0	1	3.1	3	0	1	1	0	4	10.4	
vs Wichita St.	03/16/19	*	27	3-6	.500	0-1	.000	0-0	.000	1	3	4	3.1	0	2	1	3	2	6	10.2	
vs Houston	03/17/19	*	19	2-4	.500	0-0	.000	0-0	.000	1	1	2	3.1	3	0	2	2	1	4	10.1	
vs Iowa	03/22/19	*	27	2-5	.400	0-2	.000	0-0	.000	2	4	6	3.2	3	1	1	0	1	4	9.9	
Totals			32	908	130-288	.451	21-76	.276	65-92	.707	46	65	111	3.2	84	38	50	31	39	346	9.9

### 2017-18 (FRESHMAN SEASON)

Opponent	Date	gs	min	Total		3-Pointers		Free throws		Rebounds				pf	a	t/o	blk	stl	pts	avg
				fg/fga	pct	3fg/3fga	pct	ft/fta	pct	off	def	tot	avg							
SAVANNAH STATE	11/10/17	15	5-12	.417	0-4	.000	0-0	.000	3	2	5	5.0	0	1	1	0	0	10	10.0	
WESTERN CAROLINA	11/13/17	19	5-7	.714	0-2	.000	0-2	.000	0	1	1	3.0	0	1	0	0	1	10	10.0	
COPPIN STATE	11/16/17	18	2-6	.333	0-2	.000	0-3	.000	0	2	2	2.7	0	2	2	0	1	4	8.0	
vs Buffalo	11/20/17	13	2-5	.400	0-0	.000	0-1	.000	0	1	1	2.3	2	0	2	0	1	4	7.0	
vs Richmond	11/21/17	15	0-2	.000	0-0	.000	1-2	.500	0	1	1	2.0	2	1	3	0	1	1	5.5	
vs Wyoming	11/22/17	11	1-3	.333	1-2	.500	1-2	.500	0	0	0	1.7	0	0	0	0	1	4	5.5	
ALABAMA STATE	11/27/17	20	3-5	.600	0-1	.000	2-3	.667	2	0	2	1.7	0	2	0	0	0	8	5.9	
at Xavier	12/02/17	2	0-0	.000	0-0	.000	0-0	.000	0	1	1	1.6	1	0	0	0	0	0	5.1	
vs Florida	12/09/17	2	0-0	.000	0-0	.000	0-0	.000	0	1	1	1.6	0	0	1	0	0	0	4.6	
MISSISSIPPI ST.	12/12/17	13	2-4	.500	0-2	.000	0-0	.000	0	1	1	1.5	1	0	2	1	1	4	4.5	
at UCLA	12/16/17	11	2-6	.333	0-1	.000	0-0	.000	2	1	3	1.6	1	1	1	0	0	4	4.5	
UA-PINE BLUFF	12/19/17	14	4-7	.571	0-1	.000	1-1	1.000	0	2	2	1.7	1	1	1	0	1	9	4.8	
CLEVELAND STATE	12/21/17	9	2-4	.500	1-1	1.000	0-0	.000	1	1	2	1.7	1	0	0	0	0	5	4.8	
MEMPHIS	12/31/17	17	1-3	.333	0-1	.000	1-2	.500	0	0	0	1.6	1	1	2	0	0	3	4.7	
at Temple	01/04/18	6	0-2	.000	0-0	.000	0-0	.000	0	0	0	1.5	0	0	0	0	1	0	4.4	
SMU	01/07/18	5	0-0	.000	0-0	.000	2-2	1.000	0	1	1	0.4	0	0	0	1	1	2	4.3	
at USF	1/13/18	5	0-1	.000	0-0	.000	0-0	.000	0	0	0	1.4	0	1	1	0	0	0	4.0	
ECU	01/20/18	12	0-5	.000	0-1	.000	0-0	.000	0	3	3	1.4	0	0	0	0	0	0	3.8	
TEMPLE	01/24/18	9	1-3	.333	0-0	.000	4-4	1.000	0	1	1	1.4	2	0	1	0	2	6	3.9	
at Memphis	1/27/18	2	0-0	.000	0-0	.000	0-0	.000	0	0	0	1.4	0	0	0	0	0	0	3.7	
HOUSTON	01/31/18	1	0-0	.000	0-0	.000	0-0	.000	0	0	0	1.3	0	0	0	0	0	0	3.5	
at UCONN	2/3/18	2	1-1	1.000	1-1	1.000	0-0	.000	0	0	0	1.2	0	0	0	0	0	0	3.5	
UCF	02/06/18	14	1-5	.200	0-2	.000	0-0	.000	0	1	1	2.3	2	0	2	0	1	2	3.4	
at SMU	02/11/18	12	3-5	.600	0-1	.000	2-2	1.000	0	0	0	1.2	1	1	2	0	1	8	3.6	
WICHITA STATE	02/18/18	6	0-0	.000	0-0	.000	1-2	.500	1	0	1	1.2	0	0	0	0	0	1	3.5	
UCONN	02/22/18	11	1-5	.200	0-2	.000	0-0	.000	1	0	1	1.2	2	1	1	0	0	2	3.5	
TULSA	02/25/18	7	1-2	.500	0-0	.000	0-1	.000	1	0	1	1.2	0	0	1	1	0	2	3.4	
at Tulane	03/01/18	27	2-6	.333	0-0	.000	2-4	.500	3	2	5	1.3	1	1	3	2	1	6	3.5	
at Wichita State	03/04/18	9	1-1	1.000	1-1	1.000	0-0	.000	0	1	1	1.3	1	0	0	0	0	3	3.5	
vs SMU	03/09/18	8	0-2	.000	0-1	.000	0-1	.000	0	1	1	1.3	1	0	1	0	0	0	3.4	
vs Memphis	3-10-18	9	0-1	.000	0-1	.000	0-0	.000	0	1	1	1.3	2	0	0	0	1	0	3.3	
vs Houston	3-11-18	0	0-0	.000	0-0	.000	0-0	.000	0	0	0	1.3	1	0	0	0	0	0	3.2	
vs Georgia State	03/16/18	1	0-1	.000	0-0	.000	0-0	.000	0	0	0	1.2	0	0	0	0	0	0	3.1	
Totals		0	325	40-104	.385	4-27	.148	17-32	.531	15	25	40	1.2	23	14	27	5	15	101	3.1



# #3 MIKA ADAMS-WOODS

SYRACUSE, N.Y. (BISHOP LUDDEN HS/NEW HAMPTON SCHOOL [N.H.]

## MOMENTS

» Scored a season-high 11 points with a team-high four assists in his first career start vs. No. 21 Tennessee (12/18/19).

**2019-20 Season (Freshman):** Tallied 10 points, five rebounds, and two steals against Iowa (12/21) ... scored a season-high 11 points with a game-high four assists against No. 21 Tennessee (12/18) ... contributed 10 points on 4-of-4 shooting with a pair of threes at Xavier (12/7) ... posted 10 points with a pair of threes to go with five rebounds in 28 minutes against UNLV (11/30) ... scored 10 points 4-of-6 shooting in 18 minutes vs. Valparaiso (11/25) ... contributed a basket, five rebounds and three assists in his collegiate debut vs. Drake (11/11) ... handed out a game-high four assists to go with five points and three rebounds in 16 minutes in the exhibition win over Thomas More (10/31).

**Prior to Cincinnati:** Averaged 19.0 points, 6.2 rebounds, 4.5 assists and 1.9 steals while shooting 52.5 percent from three-point range during the 2018-19 season, his second year at New Hampton School (N.H.) ... helped lead the prep school to a runner-up finish at the 2018 NEPSAC AAA Championship while averaging 16.1 points, 5.1 rebounds, 4.2 assists and 1.9 steals ... earned New England Preparatory School Athletic Council (NEPSAC) Class AAA first-team honors each of the past two seasons at the New Hampton School ... rated as the No. 10 prospect in New England by the New England Recruiting Report and the No. 2 player in the state. He was also the No. 34 point guard nationally according to Rivals.com ... spent three seasons at Bishop Ludden High School in Syracuse, N.Y., where he scored over 1,200 points. He averaged 19.8 points as a junior in 2016-17 while earning first-team All-Central New York honors.

**Personal:** Born Feb. 23, 2000 in Syracuse, N.Y. ... son of Porsche and Carzel ... Guardian is Victoria Woods ... has one brother, Joesph and one sister, Myeisha ... left-handed.

## SEASON & CAREER STATISTICS

2019-20 Season			Career		
11 vs. Tennessee, 12/18/19	Pts	11 vs. Tennessee, 12/18/19			
6, 3x (last vs. Tennessee, 12/18/19)	FG Atts	6, 3x (last vs. Tennessee, 12/18/19)			
4, 3x (last at Xavier, 12/7/19)	FG Made	4, 3x (last at Xavier, 12/7/19)			
4, 2x (last vs. Colgate, 12/14/19)	3PT-FG Atts	4, 2x (last vs. Colgate, 12/14/19)			
2, 4x (last vs. Iowa, 12/21/19)	3PT-FG Made	2, 4x (last vs. Iowa, 12/21/19)			
4, 2x (last vs. Tennessee, 12/18/19)	FT Atts	4, 2x (last vs. Tennessee, 12/18/19)			
4, 2x (last vs. Tennessee, 12/18/19)	FT Made	4, 2x (last vs. Tennessee, 12/18/19)			
5, 3x (last vs. Iowa, 12/21/19)	Rebs	5, 3x (last vs. Iowa, 12/21/19)			
5 vs. UConn, 1/1/20	Assts	5 vs. UConn, 1/1/20			
2 vs. Iowa, 12/21/19	Stls	2 vs. Iowa, 12/21/19			
1 vs. UNLV, 11/30/19	Blks	1 vs. UNLV, 11/30/19			
31 vs. Tennessee, 12/18/19	Mins	31 vs. Tennessee, 12/18/19			

## MISCELLANEOUS STATISTICS

CATEGORY	2019-20	CAREER
Double-Figure Scoring Games	5	5
Double-Figure Rebounding Games	0	0
Double-Double Games	0	0
20-Point Scoring Games	0	0
Games Led Team in Scoring	0	0
Games Led Team in Rebounding	0	0
Games Led Team in Assists	2	2
Games With 3+ Assists	3	3
Games With 3+ Blocks	0	0
Games With 3+ Steals	0	0
Games With 3+ 3-Pointers	0	0

## GAME-BY-GAME STATISTICS

### 2019-20 (FRESHMAN SEASON)

Opponent	Date	gs	min	Total		3-Pointers		Free throws		Rebounds				pf	a	to	blk	stl	pts	avg
				fg-fga	pct	3fg-fga	pct	ft-fa	pct	off	def	tot	avg							
DRAKE	11/11/19	14	1-3	333	0-0	.000	0-0	.000	0	5	5	5.0	2	3	0	0	1	2	2.0	
ALABAMA A&M	11/14/19	13	1-3	333	1-2	.500	2-2	1.000	0	1	1	3.0	1	1	4	0	0	5	3.5	
vs Illinois State	11/22/19	13	0-0	.000	0-0	.000	0-1	.000	0	1	1	2.3	1	0	3	0	0	0	2.3	
vs Bowling Green	11/24/19	4	0-1	.000	0-0	.000	0-0	.000	0	0	0	1.8	0	0	0	0	0	0	1.8	
vs Valparaiso	11/25/19	18	4-6	.667	1-2	.500	1-1	1.000	0	1	1	1.6	2	0	2	0	1	10	3.4	
UNLV	11/30/19	29	4-6	.667	2-4	.500	0-1	.000	0	5	5	2.2	4	1	1	1	0	10	4.5	
VERMONT	12/03/19	18	1-2	.500	0-0	.000	4-4	1.000	0	3	3	2.3	1	2	1	0	1	6	4.7	
at Xavier	12/07/19	21	4-4	1.000	2-2	1.000	0-0	.000	0	3	3	2.4	1	0	2	0	0	10	5.4	
COLGATE	12/14/19	24	2-5	.400	2-4	.500	2-2	1.000	0	1	1	2.2	2	0	1	0	0	8	5.7	
TENNESSEE	12/18/19	31	3-6	.500	1-3	.333	4-4	1.000	0	3	3	2.3	1	4	0	0	0	11	6.2	
vs Iowa	12/21/19	22	3-5	.600	2-3	.667	2-2	1.000	0	5	5	2.5	4	1	0	0	2	10	6.5	
UCONN	01/01/20	27	1-3	.333	1-2	.500	1-2	.500	0	3	3	2.6	2	5	2	0	0	4	6.3	
at Tulane	01/04/20	14	1-4	.250	0-3	.000	0-0	.000	0	1	1	2.5	5	0	1	0	0	2	6.0	
TULSA	01/08/20	13	0-1	.000	0-1	.000	0-0	.000	0	1	1	2.4	4	0	1	0	0	0	5.6	
Totals		5	261	25-49	.510	12-26	.462	16-19	.842	0	33	33	2.4	30	17	18	1	5	78	5.6

## CAREER STATISTICS

			Total		3-Point		F-Throws		Rebounds											Scoring	
Season	gp-gs	min/avg	fg-fga	pct	fg-fga	pct	ft-fa	pct	off	def	tot	avg	pf	fo	ast	to	blk	stl	pts	avg	
2019-20	14-5	261/18.6	25-49	.510	12-26	.462	16-19	.842	0	33	33	2.4	30	1	17	18	1	5	78	5.6	
TOTAL	14-5	261/18.6	25-49	.510	12-26	.462	16-19	.842	0	33	33	2.4	30	1	17	18	1	5	78	5.6	



# #13 TREVON SCOTT

FORWARD • 6-8 • 225 • R-SENIOR • 3L • TOWNSEND, GA. (McINTOSH COUNTY ACADEMY)

## CONFERENCE AWARDS

» All-Tournament Team (2019)

## MOMENTS

» Tallied 10 points and a career-high 13 rebounds vs. UConn (1/1/20).  
» Notched 17 points and 12 rebounds against SMU (3/15/19) in the AAC Tournament Quarterfinals.  
» Posted a career-high 22 points with 10 rebounds, making 12 of 13 free throws vs. Northern Kentucky (12/4/18).

**2019-20 Season (R-Senior):** Handed out a career-high eight assists at Tulane (1/4) ... posted 10 points and a career-high 13 rebounds against UConn (1/1) ... scored a game-high 15 points on 7-of-11 shooting with a game-high seven rebounds vs. No. 21 Tennessee (12/18) ... recorded his second double-double with 13 points and a game-high 12 rebounds against Vermont (12/3) ... posted a double-double with 12 points and 11 rebounds against Valparaiso (11/25) ... scored 16 points on 7-of-10 shooting with eight rebounds against Alabama A&M (11/14) ... grabbed 12 rebounds at No. 18 Ohio State (11/6).

**2018-19 Season (R-Junior):** Started all 35 games, averaging 9.3 points, 6.9 rebounds and 1.5 assists in 30.6 minutes ... named to American Championship All-Tournament Team, averaging 13.7 points and a team-high 9.3 rebounds ... finished the season ranked among AAC leaders in rebounds (seventh at 6.9), offensive rebounds (seventh at 2.3), defensive rebounds (ninth at 4.5), field goal percentage (14th at .472) and minutes played (19th at 30.6) ... registered five double-doubles on the season, including 17 points and a career-high 12 rebounds against SMU (3/15) in the quarterfinals of the AAC Tournament ... achieved a career-high 22 points with 10 rebounds while making 12 of 13 free throws vs. Northern Kentucky (12/4) ... scored in double figures in 16 games ... led the Bearcats in rebounding in 19 games ... named to the Bearcats Academic Honor Roll and Dean's List during the 2019 spring semester.

**2017-18 Season (R-Sophomore):** Played in all 36 games as a reserve, averaging 3.1 points, 3.6 rebounds, and 0.9 assists in 12.5 minutes ... shot 55.4 percent (41 of 74) from the field ... scored a season-high 10 points on 3-of-7 shooting with six rebounds in 17 minutes at Tulane (3/1) ... posted nine points on 4-of-5 shooting with a season-high nine rebounds in 19 minutes against UConn (2/22) ... grabbed at least one rebound in 30 of 36 games ... named to the Bearcats Academic Honor Roll and Dean's List during the fall 2017 semester ... earned Legion of Excellence Award for team's highest grade-point average ... received 2018 Academic All-AAC honors.

**2016-17 Season (R-Freshman):** Played in 35 games as a reserve, averaging 3.1 points and 2.5 rebounds in 10.2 minutes ... shot 50 percent (45 of 90) from the field on the season ... scored a season-high 11 points on 5-of-10 shooting with seven rebounds and three assists in 18 minutes against Texas Southern (12/13) ... recorded 10 points on 5-of-5 shooting against Fairleigh Dickinson (12/17) ... registered 10 points on 5-of-6 shooting against Penn State (11/20) ... tallied nine points and nine rebounds with a season-best five assists and five blocks in a season-high 29 minutes against Lipscomb (11/26) ... recorded nine points, seven rebounds and a season-high five steals against USF (1/29) ... grabbed at least one rebound in 28 of 35 games played.

**2015-16 Season (Redshirt):** Did not see action.

**Prior to Cincinnati:** Named the Georgia Region 2A Player of the Year as a junior and senior ... tabbed first team all-region as a freshman and sophomore ... set the school scoring mark with 1,824 points while averaging 13.3 rebounds during his career at McIntosh County Academy in Darien, Georgia (population 1,880) ... averaged 21.6 points, 14.1 rebounds, 6.5 assists and 3.5 blocks as a senior ... posted 22.3 points, 13.7 rebounds, 6.7 assists and 3.7 blocks as a junior ... tabbed a three-star prospect by ESPN, Rivals.com and Scout.com and 247 Sports.

**Personal:** Born Nov. 25, 1996 in Brunswick, Georgia ... son of Anitra and Eddie Scott ... has two sisters, Jada and Jady, who are freshmen on Cincinnati's women's basketball team in 2019-2020... right-handed ... first named pronounced "TREV-vaughn."

## SEASON & CAREER STATISTICS

2019-20 SEASON		CAREER
16 vs. Alabama A&M, 11/14/19	Pts	22 vs. NKU, 12/4/18
11, 3x (last vs. Iowa, 12/21/19)	FG Atts	17 vs. SMU, 3/15/19
7, 2x (last vs. Tennessee, 12/18/19)	FG Made	9 at UCF, 3/7/19
2, 5x (last at Tulane, 1/4/20)	3PT-FG Atts	5 at Memphis, 2/7/19
2 at Ohio State, 11/6/19	3PT-FG Made	2, 4x (last at Ohio State, 11/6/19)
8 vs. Bowling Green, 11/24/19	FT Atts	13 vs. NKU, 12/4/18
6 vs. Bowling Green, 11/24/19	FT Made	12 vs. NKU, 12/4/18
13 vs. UConn, 1/1/20	Rebs	13 vs. UConn, 1/1/20
8 at Tulane, 1/4/20	Assts	8 at Tulane, 1/4/20
4 vs. Tulsa, 1/8/20	Stls	5 vs. USF, 1/29/17
3 at Xavier, 12/7/19	Blks	5 vs. Lipscomb, 11/26/16
38, 2x (last vs. Tennessee, 12/18/19)	Mins	39 at UCF, 3/7/19

## MISCELLANEOUS STATISTICS

CATEGORY	2016-17	2017-18	2018-19	2019-20	CAREER
Double-Figure Scoring Games	3	1	16	7	27
Double-Figure Rebounding Games	1	0	7	6	14
Double-Double Games	0	0	5	3	8
20-Point Scoring Games	0	0	2	0	2
Games Led UC in Scoring	0	0	2	1	3
Games Led UC in Rebounding	2	5	19	8	34
Games Led UC in Assists	1	2	0	2	5
Games With 3+ Assists	2	6	8	5	21
Games With 3+ Blocks	1	0	0	1	2
Games With 3+ Steals	1	0	0	4	5
Games With 3+ 3-Pointers	0	0	0	0	0

## CAREER STATISTICS

Season	gp-gs	min/avg	Total fg-fga pct	3-Point fg-fga pct	F-Throws ft-fa pct	Rebounds off def tot avg	pf fo ast to blk stl	Scoring pts avg
2016-17	35-0	356/10.2	45-90 .500	1-3 .333	16-32 .500	24 64 88 2.5	25 0 20 16 15 17	107 3.1
2017-18	36-0	449/12.5	41-74 .554	0-1 .000	28-47 .596	50 78 128 3.6	38 0 32 22 7 15	110 3.1
2018-19	35-35	1071/30.6	125-265 .472	12-39 .308	64-96 .667	82 158 240 6.9	60 1 52 39 19 29	326 9.3
2019-20	15-15	465/31.0	53-108 .491	4-19 .211	17-28 .607	40 95 135 9.0	29 0 31 31 11 21	127 8.5
TOTAL	121-50	2341/19.3	264-537 .492	17-62 .274	125-203 .616	196 395 591 4.9	152 1 135 108 52 82	670 5.5





# #13 TREVON SCOTT

FORWARD • 6-8 • 225 • R-SENIOR • 3L • TOWNSEND, GA. (MCINTOSH COUNTY ACADEMY)

## GAME-BY-GAME STATISTICS

### 2019-20 (R-SENIOR SEASON)

Opponent	Date	gs	min	Total		3-Pointers		Free throws		Rebounds			pf	a	t/o	blk	stl	pts	avg	
				fg-fga	pct	3fg-fga	pct	ft-fa	pct	off	def	tot								
at Ohio St.	11/06/19	*	32	0-7	.000	0-2	.000	3-4	.750	6	6	12	12.0	3	2	2	0	0	3.0	
DRAKE	11/11/19	*	19	2-4	.500	1-2	.500	0-0	.000	4	7	11	11.5	3	2	1	1	0	5.0	
ALABAMA A&M	11/14/19	*	21	7-10	.700	0-2	.000	2-2	1.000	1	7	8	10.3	2	0	1	1	0	16.0	
vs Illinois State	11/22/19	*	33	6-11	.545	0-1	.000	2-2	1.000	3	4	7	9.5	2	3	4	2	1	14.95	
vs Bowling Green	11/24/19	*	27	1-2	.500	0-1	.000	6-8	.750	1	10	11	9.8	4	1	2	1	1	8.92	
vs Valparaiso	11/25/19	*	37	6-10	.600	0-1	.000	0-0	.000	3	8	11	10.0	0	0	4	0	3	12.97	
UNLV	11/30/19	*	38	2-5	.400	0-1	.000	0-0	.000	3	6	9	9.9	1	4	3	0	2	4.89	
VERMONT	12/03/19	*	36	4-10	.400	1-2	.500	4-4	1.000	6	6	12	10.1	2	0	1	0	1	13.94	
at Xavier	12/07/19	*	35	1-7	.143	0-1	.000	0-0	.000	2	4	6	9.7	4	0	2	3	3	2.86	
COLGATE	12/14/19	*	27	3-4	.750	0-0	.000	0-1	.000	1	5	6	9.3	2	2	2	0	0	6.83	
TENNESSEE	12/18/19	*	38	7-11	.636	1-2	.500	0-0	.000	3	4	7	9.1	1	1	1	0	0	15.89	
vs Iowa	12/21/19	*	30	3-11	.273	0-1	.000	0-0	.000	2	5	7	8.9	0	3	1	0	2	6.87	
UCONN	01/01/20	*	35	5-5	1.000	0-0	.000	0-3	.000	3	10	13	9.2	2	3	2	1	3	10.88	
at Tulane	01/04/20	*	29	1-3	.333	1-2	.500	0-0	.000	0	6	6	9.0	0	8	2	1	1	8.4	
TULSA	01/08/20	*	28	5-8	.625	0-1	.000	0-4	.000	2	7	9	9.0	3	2	3	1	4	10.85	
Totals			15	465	53-108	.491	4-19	.211	17-28	.607	40	95	135	9.0	29	31	31	11	127	8.5

### 2017-18 (R-SOPHOMORE SEASON)

Opponent	Date	gs	min	Total		3-Pointers		Free throws		Rebounds			pf	a	t/o	blk	stl	pts	avg	
				fg-fga	pct	3fg-fga	pct	ft-fta	pct	off	def	tot								
SAVANNAH STATE	11/10/17	12	1-2	.500	0-0	.000	2-2	1.000	1	2	3	3.0	2	3	1	0	1	4	4.0	
WESTERN CAROLINA	11/13/17	18	2-2	1.000	0-0	.000	2-3	.667	1	5	6	4.5	3	6	3	1	2	6	5.0	
COPPIN STATE	11/16/17	12	2-2	1.000	0-0	.000	2-2	1.000	2	3	5	4.7	0	3	0	0	1	6	5.3	
vs Buffalo	11/20/17	6	0-0	.000	0-0	.000	0-0	.000	0	0	0	3.5	1	0	2	0	1	0	4.0	
vs Richmond	11/21/17	20	1-1	1.000	0-0	.000	2-4	.500	0	3	3	3.4	2	0	1	0	1	4	4.0	
vs Wyoming	11/22/17	12	1-2	.500	0-0	.000	0-0	.000	0	4	4	3.5	0	0	1	0	0	2	3.7	
ALABAMA STATE	11/27/17	15	2-3	.667	0-0	.000	1-2	.500	3	4	7	4.0	0	1	1	0	0	5	3.9	
at Xavier	12/02/17	18	2-2	1.000	0-0	.000	0-0	.000	4	3	7	4.4	3	1	1	1	1	4	3.9	
vs Florida	12/09/17	19	0-1	.000	0-0	.000	0-0	.000	1	1	2	4.1	1	0	1	0	0	0	3.4	
MISSISSIPPI ST.	12/12/17	6	0-0	.000	0-0	.000	0-0	.000	0	0	0	3.7	1	1	0	0	0	0	3.1	
at UCLA	12/16/17	5	0-0	.000	0-0	.000	0-0	.000	1	0	1	3.5	1	0	0	0	0	0	2.8	
UA-PINE BLUFF	12/19/17	14	1-3	.333	0-0	.000	4-6	.667	4	1	5	3.6	0	3	0	0	2	6	3.1	
CLEVELAND STATE	12/21/17	10	1-1	1.000	0-0	.000	0-0	.000	0	0	0	3.3	0	0	0	0	1	0	2.3	
MEMPHIS	12/31/17	13	0-0	.000	0-0	.000	1-2	.500	2	1	3	3.3	0	3	0	0	0	1	2.9	
at Temple	01/04/18	4	0-0	.000	0-0	.000	2-2	1.000	1	1	2	3.2	0	0	4	0	0	2	2.8	
SMU	01/07/18	17	2-2	1.000	0-0	.000	0-2	.000	0	4	4	3.3	0	1	0	1	1	4	2.9	
at USF	1/13/18	8	0-0	.000	0-0	.000	1-2	.500	0	1	1	3.1	2	0	0	0	0	1	2.8	
at UCF	1/16/18	10	1-1	1.000	0-0	.000	0-0	.000	2	0	2	3.1	0	0	0	0	0	2	2.7	
ECU	01/20/18	14	1-2	.500	0-0	.000	3-6	.500	1	6	7	3.3	2	0	0	0	0	5	2.8	
TEMPLE	01/24/18	13	1-3	.333	0-0	.000	0-0	.000	4	2	6	3.4	2	0	1	1	1	2	2.8	
at Memphis	1/27/18	4	1-1	1.000	0-0	.000	0-0	.000	0	0	0	3.2	0	1	1	0	0	2	2.8	
HOUSTON	01/31/18	13	0-2	.000	0-0	.000	0-1	.000	2	2	4	3.3	1	0	0	0	0	0	2.6	
at UCONN	2/3/18	7	0-0	.000	0-0	.000	2-2	1.000	0	2	2	3.2	0	0	0	0	0	2	2.6	
UCF	02/06/18	14	2-4	.500	0-0	.000	0-1	.000	3	5	8	3.4	1	2	0	0	0	4	2.7	
at SMU	02/11/18	18	1-5	.200	0-1	.000	0-0	.000	3	2	5	3.5	2	4	0	0	1	2	2.6	
at Houston	2/15/18	6	1-1	1.000	0-0	.000	0-0	.000	0	0	0	3.3	0	0	0	1	0	2	2.6	
WICHITA STATE	02/18/18	4	1-1	1.000	0-0	.000	0-0	.000	0	0	0	3.2	1	0	0	0	0	2	2.6	
UCONN	02/22/18	19	4-5	.800	0-0	.000	1-4	.250	2	7	9	3.4	2	2	2	0	0	9	2.8	
TULSA	02/25/18	21	0-3	.000	0-0	.000	0-0	.000	3	4	7	3.6	3	0	1	1	0	0	2.7	
at Tulane	03/01/18	17	3-7	.429	0-0	.000	4-4	1.000	2	4	6	3.6	1	0	1	0	1	10	3.0	
at Wichita State	03/04/18	7	1-2	.500	0-0	.000	0-0	.000	2	1	3	3.6	0	0	0	0	0	2	2.9	
vs SMU	03/09/18	12	3-5	.600	0-0	.000	1-2	.500	2	1	3	3.6	0	0	0	0	0	7	3.1	
vs Memphis	3-10-18	18	3-6	.500	0-0	.000	0-0	.000	1	3	4	3.6	2	1	0	0	0	6	3.2	
vs Houston	3-11-18	16	0-2	.000	0-0	.000	0-0	.000	0	1	1	3.5	2	0	0	1	0	0	3.1	
vs Georgia State	03/16/18	10	1-1	1.000	0-0	.000	0-0	.000	1	2	3	3.5	0	0	0	0	0	2	3.0	
vs Nevada	03/18/18	17	2-2	1.000	0-0	.000	0-0	.000	2	3	5	3.6	3	0	0	0	0	4	3.1	
Totals		0	449	41-74	.554	0-1	.000	28-47	.596	50	78	128	3.6	38	32	22	7	15	110	3.1

### 2018-19 (R-JUNIOR SEASON)

Opponent	Date	gs	min	Total		3-Pointers		Free throws		Rebounds			pf	a	t/o	blk	stl	pts	avg	
				fg-fga	pct	3fg-fga	pct	ft-fa	pct	off	def	tot								avg
OHIO ST.	11/07/18	*	29	2-5	.400	1-3	.333	3-4	.750	2	4	6	6.0	2	2	2	0	8	8.0	
N.C. CENTRAL	11/13/18	*	29	6-6	1.000	0-0	.000	0-0	.000	1	2	3	4.5	0	2	1	1	12	10.0	
MILWAUKEE	11/16/18	*	38	6-13	.462	1-3	.333	2-4	.500	2	8	10	6.3	1	2	1	0	2	15	11.7
WESTERN MICH.	11/19/18	*	30	2-7	.286	0-0	.000	0-0	.000	1	2	3	5.5	3	2	0	0	1	4	9.8
vs George Mason	11/23/18	*	37	7-9	.778	0-0	.000	0-1	.000	2	6	8	6.0	2	1	1	1	0	14	10.6
vs Ole Miss	11/24/18	*	33	3-6	.500	0-0	.000	3-6	.500	2	7	9	6.5	3	0	1	2	1	9	10.3
ARK-PINE BLUFF	11/27/18	*	16	4-7	.571	0-0	.000	3-4	.750	2	5	7	6.6	3	1	4	0	1	11	10.4
at UNLV	12/01/18	*	31	2-6	.333	0-0	.000	0-0	.000	0	2	2	6.0	5	0	3	0	1	4	9.6
NORTHERN KY.	12/04/18	*	28	5-8	.625	0-0	.000	12-13	.923	3	7	10	6.4	0	3	1	1	0	22	11.0
XAVIER	12/08/18	*	34	5-11	.455	0-0	.000	0-0	.000	2	8	10	6.8	2	0	0	1	1	10	10.9
at Mississippi State	12/15/18	*	27	2-9	.222	0-0	.000	1-2	.500	1	3	4	6.5	4	0	1	1	1	5	10.4
UCLA	12/19/18	*	21	2-5	.400	0-2	.000	3-4	.750	2	3	5	6.4	0	4	0	1	1	7	10.1
SOUTH CAROLINA ST.	12/22/18	*	20	3-5	.600	0-0	.000	0-0	.000	4	1	5	6.3	0	2	1	0	0	6	9.8
TULANE	01/02/19	*	24	3-11	.273	0-2	.000	1-2	.500	2	1	3	6.1	2	1	0	1	1	7	9.6
at ECU	01/05/19	*	28	5-9	.556	0-1	.000	2-4	.500	3	6	9	6.3	3	3	2	0	1	12	9.7
at Tulsa	01/10/19	*	31	5-7	.714	0-0	.000	2-2	1.000	2	7	9	6.4	1	1	2	0	2	12	9.9
UCONN	01/12/19	*	34	1-7	.143	0-0	.000	0-0	.000	0	1	1	6.1	2	3	1	0	0	2	9.4
SOUTH FLA.	01/15/19	*	31	4-5	.800	0-0	.000	4-4	1.000	1	3	4	6.0	3	0	0	1	1	12	9.6
at Wichita St.	01/19/19	*	36	14	25.0	0-0	.000	3-4	.750	4	6	10	6.2	1	1	2	1	0	5	9.3
TULSA	01/24/19	*	28	6-7	.857	1-1	1.000	0-1	.000	2	9	11	6.5	1	1	0	0	1	13	9.5
at Temple	01/27/19	*	29	5-8	.625	0-1	.000	3-5	.600	1	5	6	6.3	3	1	2	0	0	13	9.7
SMU	02/02/19	*	27	1-1	1.000	0-0	.000	0-0	.000	3	0	3	6.4	3	1	0	0	0	2	9.3
at Memphis	02/07/19	*	34	4-9	.444	2-5	.400	3-7	.429	3	6	9	6.4	1	3	0	0	1	13	9.5
at Houston	02/10/19	*	35	14	25.0	1-2	.500	0-0	.000	0	3	3	6.3	0	1	0	0	1	3	9.2
WICHITA ST.	02/17/19	*	32	1-7	.143	0-0	.000	1-2	.500	3	5	8	6.3	1	4	0	1	1	3	9.0
UCF	02/21/19	*	29	3-7	.429	1-2	.500	0-0	.000	3	2	5	6.3	1	2	2	1	1	7	8.9
at UConn	02/24/19	*	27	2-6	.286	0-1	.000	1-2	.500	4	4	8	6.3	4	0	3	1	1	5	8.7
at SMU	02/27/19	*	22	2-8	.250	0-2	.000	0-0	.000	4	6	10	6.5	0	2	2	0	0	4	8.6
MEMPHIS	03/02/19	*	32	3-6	.500	0-1	.000	2-4	.500	3	4	7	6.5	0	1	2	1	2	8	8.6
at UCF	03/07/19	*	39	9-15	.600	2-3	.667	0-1	.000	6	3	9	6.6	1	3	1	0	1	20	8.9
HOUSTON	03/10/19	*	33	1-5	.200	0-2	.000	5-6	.833	3	5	8	6.6	3	0	1	0	0	7	8.9
vs SMU	03/15/19	*	35	8-17	.471	0-2	.000	1-2	.500	5	7	12	6.8	0	1	1	0	2	17	9.1
vs Wichita St.	03/16/19	*	39	4-11	.364	2-3	.667	2-4	.500	2	6	8	6.8	2	1	0	1	1	12	9.2
vs Houston	03/17/19	*	34	3-5	.600	1-2	.500	5-6	.833	1	7	8	6.9	1	2	0	0	0	12	9.3
vs Iowa	03/22/19	*	37	14	48.0	0-1	.000	2-2	1.000	3	4	7	6.9	2	0	1	1	1	10	9.3
Totals			35	1071	125-265	472	12-39	308	64-96	.667	82	158	240	6.9	60	52	39	129	326	9.3



# #20 MAMOUDOU DIARRA

FORWARD • 6-9 • 220 • R-SOPHOMORE • 1L • BAMAKO, MALI (22 FEET ACADEMY [S.C.]

**2019-20 Season (R-Sophomore):** Tallied six points and four rebounds in 12 minutes at Tulane (1/4) ... pulled down six rebounds in seven minutes at Xavier (12/7) ... grabbed a career-high nine rebounds against Alabama A&M (11/14) ... tallied four points, five rebounds and a block in a career-high 16 minutes against Drake (11/11).

**2018-19 Season (R-Freshman):** Played in 20 games as a reserve, averaging 2.3 points and 1.9 rebounds in 6.9 minutes ... scored a season-high nine points on 4-of-6 shooting with a pair of rebounds and a block in 13 minutes against Arkansas-Pine Bluff (11/27) ... tallied eight points and five rebounds in 12 minutes against South Carolina State (12/22) ... scored six points and grabbed six rebounds in a season-high 15 minutes at UConn (2/24).

**2017-18 Season (Redshirt):** Played in seven games as a reserve, averaging 2.9 points, 1.9 rebounds and 0.7 blocks in 6.6 minutes ... scored a season-high nine points with six rebounds and a block in a season-high 12 minutes against Western Carolina (11/13) ... netted five points and a three-pointer with three rebounds in nine minutes against Coppin State (11/16) ... recorded a pair of blocks against Alabama State (11/27) ... scored in five of his seven games ... named to the Bearcat Honor Roll during the fall 2017 semester.

**Prior to Cincinnati:** Helped 22 Feet Academy to a 29-9 record in 2016-17 while earning First Team All-Grind Session accolades and averaging 18.5 points, 10.2 rebounds and 3.2 blocks ... honored as one of 30 campers from 23 countries invited to participate in the NBA's Basketball Without Borders Camp surrounding the 2015 NBA All-Star Game.

**Personal:** Born Oct. 4, 1997 in Bamako, Mali ... son of Mastan Baha and Salifou Diarra ... has one sister, Kadidia ... his aunt Marietou Diarra played professional basketball in France ... right-handed.

## SEASON & CAREER STATISTICS

### 2019-20 SEASON

6 at Tulane, 1/4/20	Pts	9, 2x (last vs. Ark.-Pine Bluff, 11/27/18)
4 vs. UConn, 1/1/20	FG Atts	6, 3x (last vs. SC State, 12/22/18)
2, 2x (last vs. UConn, 1/1/20)	FG Made	4 vs. Arkansas-Pine Bluff, 11/27/18
0	3PT-FG Atts	2 vs. Coppin State, 11/16/17
0	3PT-FG Made	1, 2x (last vs. Ark.-Pine Bluff, 11/27/18)
4 at Tulane, 1/4/20	FT Atts	4, 3x (last 4 at Tulane, 1/4/20)
4 at Tulane, 1/4/20	FT Made	4 at Tulane, 1/4/20
9 vs. Alabama A&M, 11/14/19	Rebs	9 vs. Alabama A&M, 11/14/19
1, 4x (last vs. Tulsa, 1/8/20)	Assts	1, 10x (last vs. Tulsa, 1/8/20)
1, 5x (last vs. Tulsa, 1/8/20)	Stls	2 at UCF, 3/7/19
1, 4x (last vs. Tulsa, 1/8/20)	Blks	2, 2x (last vs. Tulane, 1/2/19)
16 vs. Drake, 11/11/19	Mins	16 vs. Drake, 11/11/19

### CAREER

## MISCELLANEOUS STATISTICS

CATEGORY	2017-18	2018-19	2019-20	CAREER
Double-Figure Scoring Games	0	0	0	0
Double-Figure Rebounding Games	0	0	0	0
Double-Double Games	0	0	0	0
20-Point Scoring Games	0	0	0	0
Games Led Team in Scoring	0	0	0	0
Games Led Team in Rebounding	0	0	0	0
Games Led Team in Assists	0	0	0	0
Games With 3+ Assists	0	0	0	0
Games With 3+ Blocks	0	0	0	0
Games With 3+ Steals	0	0	0	0
Games With 3+ Three-Pointers	0	0	0	0

## GAME-BY-GAME STATISTICS

### 2019-20 (R-SOPHOMORE SEASON)

Opponent	Date	gs	min	Total	3-Pointers	Free throws	Rebounds	pf	a	tlo	blk	stl	pts	avg
				fg-fga	pct	ft-fa	pct	off	def	tot				
at Ohio St.	11/06/19	3	0-0	.000	0-0	.000	0-0	.000	0	0	0	0	0	0.0
DRAKE	11/11/19	16	2-3	.667	0-0	.000	0-0	.000	2	3	5	2.5	4	2.0
ALABAMA A&M	11/14/19	13	1-2	.500	0-0	.000	0-0	.000	1	8	9	4.7	0	2.0
vs Illinois State	11/22/19	7	0-1	.000	0-0	.000	0-0	.000	0	1	1	3.8	2	0.1
vs Bowling Green	11/24/19	10	0-1	.000	0-0	.000	0-0	.000	1	2	3	3.6	1	0.1
vs Valparaiso	11/25/19	8	1-3	.333	0-0	.000	1-2	.500	1	1	2	3.3	0	3.1
UNLV	11/30/19	6	1-1	1.000	0-0	.000	1-1	1.000	0	1	1	3.0	2	0.1
VERMONT	12/03/19	5	0-0	.000	0-0	.000	0-0	.000	0	0	2.6	1	0	0.1
at Xavier	12/07/19	7	1-1	1.000	0-0	.000	0-2	.000	2	4	6	3.0	1	2.0
vs Iowa	12/21/19	8	1-3	.333	0-0	.000	0-0	.000	1	0	1	2.8	1	0.1
UCONN	01/01/20	5	2-4	.500	0-0	.000	1-1	1.000	2	0	2	2.7	2	0.1
at Tulane	01/04/20	12	1-1	1.000	0-0	.000	4-4	1.000	4	0	4	2.8	1	6.3
TULSA	01/08/20	10	1-2	.500	0-0	.000	0-0	.000	0	5	5	3.0	1	2.2
Totals		0	110	11-22	.500	0-0	.000	7-10	.700	14	25	39	3.0	17

### 2018-19 (R-FRESHMAN SEASON)

Opponent	Date	gs	min	Total	3-Pointers	Free throws	Rebounds	pf	a	tlo	blk	stl	pts	avg
				fg-fga	pct	ft-fa	pct	off	def	tot				
N.C. CENTRAL	11/13/18	4	1-1	1.000	0-0	.000	0-0	.000	0	2	2	2.0	1	2.0
WESTERN MICH.	11/19/18	12	0-2	.000	0-0	.000	2-4	.500	2	4	6	4.0	2	2.0
vs Ole Miss	11/24/18	2	0-0	.000	0-0	.000	0-0	.000	0	1	1	3.0	0	0.1
ARK-PINE BLUFF	11/27/18	14	4-6	.667	1-1	1.000	0-0	.000	0	2	2	2.8	2	0.1
UCLA	12/19/18	5	0-2	.000	0-0	.000	0-0	.000	0	1	1	2.4	0	0.1
SOUTH CAROLINA ST.	12/22/18	12	3-6	.500	0-1	.000	2-3	.667	1	4	5	2.8	1	0.1
TULANE	01/02/19	12	2-4	.500	0-0	.000	0-0	.000	2	4	6	3.3	1	4.3
at Tulsa	01/10/19	0	0-0	.000	0-0	.000	0-0	.000	0	0	0	2.9	0	0.1
SOUTH FLA.	01/15/19	3	0-1	.000	0-0	.000	0-0	.000	0	0	2.6	0	0	0.1
at Wichita St.	01/19/19	1	0-0	.000	0-0	.000	0-0	.000	0	0	2.3	0	0	0.1
TULSA	01/24/19	10	2-5	.400	0-0	.000	0-0	.000	1	0	1	2.2	3	0.1
at Temple	01/27/19	2	0-0	.000	0-0	.000	0-0	.000	0	0	2.0	1	0	0.1
at Memphis	02/07/19	3	0-1	.000	0-0	.000	0-0	.000	2	2	2.0	0	0	0.1
at UConn	02/24/19	15	2-5	.400	0-0	.000	2-2	1.000	2	4	6	2.3	2	1.1
at SMU	02/27/19	5	0-0	.000	0-0	.000	0-0	.000	1	1	2.2	0	0	0.1
at UCF	03/07/19	14	1-3	.333	0-0	.000	1-2	.500	2	1	3	2.3	0	1.2
HOUSTON	03/10/19	8	1-3	.333	0-0	.000	3-3	1.000	0	1	1	2.2	1	0.1
vs SMU	03/15/19	8	0-1	.000	0-0	.000	0-0	.000	1	0	1	2.1	0	0.1
vs Wichita St.	03/16/19	5	1-1	1.000	0-0	.000	0-0	.000	0	0	2.0	0	1	0.1
vs Iowa	03/22/19	3	0-1	.000	0-0	.000	0-0	.000	0	0	1.9	1	0	0.1
Totals		0	138	17-42	.405	1-2	.500	10-14	.714	11	27	38	1.9	15

### 2017-18 (FRESHMAN SEASON)

Opponent	Date	gs	min	Total	3-Pointers	Free throws	Rebounds	pf	a	tlo	blk	stl	pts	avg
				fg-fga	pct	ft-fa	pct	off	def	tot				
SAVANNAH STATE	11/10/17	0	0-0	.000	0-0	.000	0-0	.000	0	0	0	0	0	0.0
WESTERN CAROLINA	11/13/17	12	3-6	.500	0-0	.000	3-4	.750	2	4	6	3.0	1	0.1
COPPIN STATE	11/16/17	9	1-5	.200	1-2	.500	2-2	1.000	1	2	3	3.0	0	1.1
ALABAMA STATE	11/27/17	8	1-4	.250	0-0	.000	0-0	.000	1	1	2	2.8	1	0.1
MISSISSIPPI ST.	12/12/17	1	0-0	.000	0-0	.000	0-0	.000	0	0	2.2	0	0	0.1
UA-PINE BLUFF	12/19/17	12	1-3	.333	0-0	.000	0-0	.000	1	0	1	2.0	1	0.1
MEMPHIS	12/31/17	4	1-2	.500	0-0	.000	0-0	.000	0	1	1	1.9	0	0.1
Totals		0	46	7-20	.350	1-2	.500	5-6	.833	5	8	13	1.9	3

## CAREER STATISTICS

Season	gp-gs	min/avg	Total	3-Point	F-Throws	Rebounds	pf	fo	ast	to	blk	stl	pts	avg
			fg-fga	pct	ft-fa	pct	off	def	tot	avg				
2017-18	7-0	46/6.6	7-20	.350	1-2	.500	5-6	.833	5	8	13	1.9	3	2.9
2018-19	20-0	138/6.9	17-42	.405	1-2	.500	10-14	.714	11	27	38	1.9	15	2.3
2019-20	13-0	110/8.5	11-22	.500	0-0	.000	7-10	.700	14	25	39	3.0	17	2.2
TOTAL	40-0	294/7.4	35-84	.417	2-4	.500	22-30	.733	30	60	90	2.3	35	2.4



# #21 JAEVIN CUMBERLAND

GUARD • 6-3 • 185 • GRADUATE • TR • WILMINGTON, OHIO (WILMINGTON HS/OAKLAND)

## CONFERENCE AWARDS

- » All-Tournament Team (2019)
- » Player of the Week (1x: 1/21/19)

## MOMENTS

- » Scored a career-high 31 points against Oral Roberts (11/24/18), going 15 of 15 from the free throw line.
- » Hit seven three-pointers as part of 27-point effort vs. Northern Kentucky in the Motor City Madness Tournament (3/11/19).

**2019-20 Season (Grad Transfer):** Tallied 16 points with four threes against Tulsa (1/8) ... made five threes and finished with 21 points against Vermont (12/3) ... scored a team-high 21 points with a season-high six threes against Bowling Green (11/24) ... tallied 13 points, a trio of threes, a game-high six assists and five steals against Alabama A&M (11/14) ... posted a game-high 17 points with five 3-pointers in 18 minutes against Drake (11/11).

**Prior to Cincinnati:** Graduate transfer who averaged 17.2 points and 3.5 assists while shooting 39.9 percent (109 of 273) from three-point range as a redshirt junior with Oakland ... ranked among the nation's leaders in minutes played (22nd at 37.1), three-pointers per game (22nd at 3.3), three-pointers attempted (28th at 27.3), three-point field goal percentage (50th at 39.9) and free throw percentage (51st at 85.4 percent) during the 2018-19 season ... completed the season having made at least one three-pointer in 33 consecutive games, the 13th longest streak in the nation ... ranked among Horizon League leaders in minutes played (second at 37.1), assist-to-turnover ratio (third at 1.9), free throw percentage (tied for fourth at .854), three-point percentage (sixth at .399), points (tied for sixth at 17.2) and assists (ninth at 3.5) ... named to the Horizon League's 2019 Motor City Madness All-Tournament Team after averaging 25 points and shooting 52.3 percent (11 of 21) from beyond the arc ... scored a career-high 31 points, including 15 of 15 free throws, against Oral Roberts ... tallied a game-high 27 points with seven threes against Brannen's Northern Kentucky squad in the league tournament semifinals ... made 26 consecutive free throws from Nov. 23 to Dec. 6 during 2018-19 season ... appeared in eight games during 2017-18 (junior season) before sitting out the remainder of the year due to injury ... saw action in eight games as a reserve, averaging 1.1 points, 1.3 rebounds and 0.8 assists in 9.3 minutes during 2017-18 ... played in 25 games as a reserve, averaging 2.7 points, 0.4 rebounds and 0.3 assists in 6.8 minutes in 2016-17 (sophomore season) ... played in 30 games as a reserve, averaging 1.3 points, 0.4 rebounds and 0.3 assists in 5.4 minutes in 2015-16 (freshman season) ... tabbed an Associated Press All-Ohio Division I First Team selection in 2014-15, he averaged 22.5 points at Wilmington High School, helping the Hurricane to a sectional championship as a senior ... finished his career with 1,846 points, most in school history.

**Personal:** Born March 10, 1996 in Wilmington, Ohio ... son of Shannon and Dwaine Cumberland ... cousin of Cincinnati senior guard Jarron Cumberland ... right-handed.

## SEASON & CAREER STATISTICS

2019-20 Season		Career
21, 2x (last vs. Vermont, 12/3/19)	Pts	31 vs. Oral Roberts, 11/24/18#
15 vs. Bowling Green, 11/24/19	FG Atts	21 vs. Youngstown State, 3/6/18#
6, 3x (last vs. Tulsa, 1/8/20)	FG Made	8, 4x (last vs. NKU, 3/11/19)#
14 vs. Bowling Green, 11/24/19	3PT-FG Atts	15 vs. Youngstown State, 1/31/19#
6 vs. Bowling Green, 11/24/19	3PT-FG Made	7, 2x (last vs. NKU, 3/11/19)#
10 at Xavier, 12/7/19	FT Atts	15 vs. Oral Roberts, 11/24/18#
8 at Xavier, 12/7/19	FT Made	15 vs. Oral Roberts, 11/24/18#
3, 4x (last vs. Tulsa, 1/8/20)	Rebs	8 vs. Defiance, 11/19/18#
6 vs. Alabama A&M, 11/14/19	Assts	9 vs. Defiance, 11/19/18#
5 vs. Alabama A&M, 11/14/19	Stls	5 vs. Alabama A&M, 11/14/19
1, 2x (last vs. Tulsa, 1/8/20)	Blks	2 vs. Milwaukee, 1/10/19#
34 vs. Bowling Green, 11/24/19	Mins	40, 6x (last vs. NKU, 3/11/19)#
# - Statistics from playing career at Oakland		

## MISCELLANEOUS STATISTICS

CATEGORY	15-16	16-17	17-18	18-19	19-20	CAREER
Double-Figure Scoring Games	0	2	0	28	6	37
Double-Figure Rebounding Games	0	0	0	0	0	0
Double-Double Games	0	0	0	0	0	0
20-Point Scoring Games	0	0	0	10	2	12
Games Led Team in Scoring	0	0	0	11	1	12
Games Led Team in Rebounding	0	0	0	1	0	1
Games Led Team in Assists	0	0	0	9	1	10
Games With 3+ Assists	0	0	1	23	1	25
Games With 3+ Blocks	0	0	0	0	0	0
Games With 3+ Steals	0	0	0	5	1	6
Games With 3+ 3-Pointers	0	1	0	19	5	25

## CAREER STATISTICS

Season	gp-gs	min/avg	Total fg-fga	pct	3-Point fg-fga	pct	F-Throws ft-fga	pct	Rebounds off	def	tot	avg	pf	fo	ast	to	blk	stl	Scoring pts	avg
2015-16*	30-0	162/5.4	12-28	.429	6-16	.375	10-13	.769	5	8	13	0.4	22	0	9	7	0	3	40	1.3
2016-17*	25-0	170/6.8	17-45	.378	13-31	.419	21-27	.778	2	9	11	0.4	14	0	7	7	1	5	68	2.7
2017-18*	8-0	74/9.3	2-14	.143	1-7	.143	4-7	.571	4	6	10	1.3	7	0	6	6	0	2	9	1.1
2018-19*	33-33	1223/37.1	173-407	.425	109-273	.399	111-130	.854	14	82	96	2.9	69	0	114	60	6	37	566	17.2
2019-20	15-2	345/23.0	49-128	.383	34-97	.351	25-36	.694	3	23	26	1.7	23	0	27	22	2	9	157	10.5
TOTAL	15-2	345/23.0	49-128	.383	34-97	.351	25-36	.694	3	23	26	1.7	23	0	27	22	2	9	157	10.5
All*	111-35	1974/17.8	253-622	.407	163-424	.384	171-213	.803	28	128	156	1.4	135	0	163	102	9	56	840	7.6

\* Statistics from prior team/school



# #21 JAEVIN CUMBERLAND

GUARD • 6-3 • 185 • GRADUATE • TR • WILMINGTON, OHIO (WILMINGTON HS/OAKLAND)

## GAME-BY-GAME STATISTICS

### 2019-20 (GRAD TRANSFER SEASON - CINCINNATI)

Opponent	Date	gs	min	Total		3-Pointers		Free throws		Rebounds					pf	a	t/o	blk	stl	pts	avg
				fg-fg	pct	3fg-3fg	pct	ft-ft	pct	off	def	tot	avg								
at Ohio St.	11/06/19	27	1-6	.167	1-5	.200	0-0	.000	1	0	1	1.0	4	1	2	0	0	3	3.0		
DRAKE	11/11/19	19	6-11	.545	5-10	.500	0-0	.000	0	0	0	0.5	0	2	1	0	1	17	10.0		
ALABAMA A&M	11/14/19	* 29	4-9	.444	3-7	.429	2-2	1.000	0	3	3	1.3	1	6	3	1	5	13	11.0		
vs Illinois State	11/22/19	8	1-4	.250	0-2	.000	0-0	.000	0	0	0	1.0	0	0	1	0	0	2	8.8		
vs Bowling Green	11/24/19	34	6-15	.400	6-14	.429	3-4	.750	0	2	2	1.2	2	2	2	0	0	21	11.2		
vs Valparaiso	11/25/19	* 27	2-7	.286	2-6	.333	0-0	.000	0	1	1	1.2	1	4	4	0	0	6	10.3		
UNLV	11/30/19	12	1-5	.200	0-3	.000	3-4	.750	0	1	1	1.1	1	1	1	0	0	5	9.6		
VERMONT	12/03/19	28	5-10	.500	5-8	.625	6-8	.750	0	2	2	1.3	2	1	0	0	0	21	11.0		
at Xavier	12/07/19	24	2-10	.200	2-8	.250	8-10	.800	0	3	3	1.4	3	3	1	0	1	14	11.3		
COLGATE	12/14/19	24	5-9	.556	2-6	.333	1-4	.250	0	2	2	1.5	2	0	1	0	0	13	11.5		
TENNESSEE	12/18/19	25	4-7	.571	2-3	.667	1-2	.500	0	2	2	1.5	0	2	1	0	0	11	11.5		
vs Iowa	12/21/19	16	2-5	.400	0-2	.000	0-0	.000	0	1	1	1.5	4	1	0	0	0	4	10.8		
UCONN	01/01/20	22	1-5	.200	0-2	.000	1-2	.500	1	2	3	1.6	1	1	2	0	0	3	10.2		
at Tulane	01/04/20	27	3-14	.214	2-12	.167	0-0	.000	1	1	2	1.6	1	1	2	0	2	8	10.1		
TULSA	01/08/20	23	6-11	.545	4-9	.444	0-0	.000	0	3	3	1.7	1	2	1	1	0	16	10.5		
Totals		2	345	49-128	.383	34-97	.351	25-36	.694	3	23	26	1.7	23	27	22	2	9	157	10.5	

### 2017-18 (JUNIOR SEASON - OAKLAND)

Opponent	Date	gs	min	Total		3-Pointers		Free throws		Rebounds		pf	a	t/o	blk	stl	pts	avg		
				fg	fga	pct	3fg	3fga	pct	ft	fta								off	def
FORT WAYNE	11/10/17	10	0-2	.000	0-1	.000	0-0	.000	0	0	0	0	0	0	0	0	0	0		
NEW ORLEANS	11/13/17	11	0-1	.000	0-1	.000	1-3	.333	1	2	3	1.5	1	1	1	0	1	0.5		
at TOLEDO	11/18/17	7	0-2	.000	0-0	.000	0-0	.000	0	1	1	1.3	0	0	0	0	0	0.3		
at Syracuse	11/20/17	9	0-1	.000	0-1	.000	0-0	.000	0	0	0	1.0	3	1	2	0	0	0.3		
at Kansas	11/24/17	3	0-1	.000	0-1	.000	0-0	.000	0	0	0	0.8	0	0	0	0	0	0.2		
at ORU	11/27/17	15	1-4	.250	1-2	.500	3-4	.750	1	0	1	0.8	1	1	3	0	0	6	1.2	
TEXAS SOUTHERN	11/29/17	13	1-3	.333	0-1	.000	0-0	.000	0	3	3	1.1	1	3	0	0	1	2	1.3	
CHICAGO STATE	12/09/17	6	0-0	.000	0-0	.000	0-0	.000	2	0	2	1.3	0	0	0	0	0	0	1.1	
Totals		0	74	2-14	.143	1-7	.143	4-7	.571	4	6	10	1.3	7	6	6	0	2	9	1.1

### 2016-17 (SOPHOMORE SEASON - OAKLAND)

Opponent	Date	gs	min	Total		3-Pointers		Free throws		Rebounds			pf	a	to	blk	stl	pts	avg	
				fg-fga	pct	3fg-fga	pct	ft-fa	pct	off	def	tot								avg
BOWLING GREEN	11/11/16	4	0-0	.000	0-0	.000	0-0	.000	0	0	0	0.0	1	1	0	0	0	0	0.0	
WESTERN MICHIGAN	11/14/16	2	0-1	.000	0-1	.000	0-0	.000	0	0	0	0.0	0	0	0	0	0	0	0.0	
GOSHEN	11/18/16	15	5-8	.625	4-5	.800	2-4	.500	1	0	1	0.3	0	0	0	1	1	16	5.3	
CHICAGO STATE	11/19/16	7	1-2	.500	0-1	.000	2-2	1.000	0	3	3	1.0	0	0	0	0	0	4	5.0	
vs Nevada	11/23/16	6	1-3	.333	0-2	.000	2-2	1.000	0	0	0	0.8	0	0	0	0	0	4	4.8	
at Alaska Anchorage	11/25/16	3	0-0	.000	0-0	.000	0-0	.000	0	0	0	0.7	2	0	1	0	0	0	4.0	
vs UC Davis	11/26/16	dnp	-	-	-	-	-	-	-	-	-	-	-	-	-	-	-	-	-	
ORAL ROBERTS	12/1/16	16	1-2	.500	1-2	.500	1-2	.500	0	2	2	0.9	2	0	1	0	1	4	4.0	
SOUTHERN UTAH	12/3/16	9	1-5	.200	0-2	.000	3-4	.750	0	0	0	0.8	0	1	0	0	0	5	4.1	
at Robert Morris	12/10/16	4	0-1	.000	0-0	.000	0-0	.000	0	0	0	0.7	0	0	1	0	0	0	3.7	
NORTHEASTERN	12/20/16	dnp	-	-	-	-	-	-	-	-	-	-	-	-	-	-	-	-	-	
at Michigan State	12/21/16	2	0-0	.000	0-0	.000	0-0	.000	0	0	0	0.6	0	0	1	0	0	0	3.3	
GEORGIA	12/23/16	dnp	-	-	-	-	-	-	-	-	-	-	-	-	-	-	-	-	-	
WRIGHT STATE	12/29/16	dnp	-	-	-	-	-	-	-	-	-	-	-	-	-	-	-	-	-	
NORTHERN KENTUCKY	12/31/16	dnp	-	-	-	-	-	-	-	-	-	-	-	-	-	-	-	-	-	
at Valparaiso	01/06/17	dnp	-	-	-	-	-	-	-	-	-	-	-	-	-	-	-	-	-	
at UIC	01/08/17	dnp	-	-	-	-	-	-	-	-	-	-	-	-	-	-	-	-	-	
DETROIT MERCY	1/13/17	3	0-0	.000	0-0	.000	0-0	.000	0	0	0	0.5	0	1	1	0	0	0	3.0	
CLEVELAND STATE	1/16/17	7	0-1	.000	0-1	.000	2-2	1.000	1	1	2	0.7	4	1	0	0	1	2	2.9	
at Northern Kentucky	1/20/17	9	0-2	.000	0-1	.000	0-0	.000	0	0	0	0.6	1	0	0	0	0	0	2.7	
at Wright State	1/22/17	12	2-4	.500	2-3	.667	2-2	1.000	0	0	0	0.6	1	0	1	0	0	8	3.1	
GREEN BAY	1/27/17	5	0-1	.000	0-1	.000	0-2	.000	0	0	0	0.5	0	0	1	0	0	0	2.9	
MILWAUKEE	1/29/17	3	0-0	.000	0-0	.000	0-0	.000	0	0	0	0.5	0	0	0	0	0	0	2.7	
at Youngstown State	02/02/17	8	0-3	.000	0-2	.000	0-0	.000	0	0	0	0.5	0	1	0	0	0	0	2.5	
at Cleveland State	2/4/17	3	0-0	.000	0-0	.000	0-0	.000	0	0	0	0.4	0	0	0	0	0	0	2.4	
at Detroit Mercy	02/10/17	dnp	-	-	-	-	-	-	-	-	-	-	-	-	-	-	-	-	-	
VALPARAISO	2/17/17	4	1-1	1.000	1-1	1.000	0-0	.000	0	1	1	0.5	0	1	0	0	0	3	2.4	
UIC	02/19/17	4	1-2	.500	1-2	.500	0-0	.000	0	0	0	0.5	0	0	0	0	0	3	2.5	
YOUNGSTOWN STATE	2/21/17	7	1-4	.250	1-2	.500	0-0	.000	0	1	1	0.5	0	0	0	0	2	3	2.5	
at Green Bay	2/24/17	4	0-1	.000	0-1	.000	0-0	.000	0	1	1	0.5	0	0	0	0	0	0	2.4	
at Milwaukee	02/26/17	7	1-2	.500	1-2	.500	0-0	.000	0	0	0	0.5	2	0	0	0	0	3	2.4	
vs Youngstown State	03/04/17	dnp	-	-	-	-	-	-	-	-	-	-	-	-	-	-	-	-	-	
at Clemson	3/14/17	4	0-0	.000	0-0	.000	0-0	.000	0	0	0	0.5	0	0	0	0	0	0	2.3	
at Richmond	3/19/17	22	2-2	1.000	2-2	1.000	7-7	1.000	0	0	0	0.4	1	1	0	0	0	13	2.7	
Totals		0	170	17-45	.378	13-31	.419	21-27	.778	2	9	11	0.4	14	7	7	1	5	68	2.7

### 2018-19 (R-JUNIOR SEASON - OAKLAND)

Opponent	Date	gs	min	Total			3-Pointers			Free throws			Rebounds			pf	a	t/o	blk	stl	pts	avg
				fg	tfg	pct	3fg	t3fg	pct	ft	tft	pct	off	def	tot							
TOLEDO	11/9/18	* 39	5-10	.500	4-9	.444	0-0	.000	0	0	0	0	0	3	6	1	0	2	14	14.0		
WESTERN MICHIGAN	11/13/18	* 40	2-9	.222	2-7	.286	2-2	1.000	0	1	0.5	2	4	1	0	0	0	8	11.0			
at UNLV	11/16/18	* 36	4-8	.500	1-2	.500	3-3	1.000	1	2	3	1	3	1	0	0	0	12	11.3			
DEFIANCE	11/19/18	* 34	6-13	.462	4-10	.400	0-2	.000	2	6	8	3.0	2	9	0	1	0	16	12.5			
JAMES MADISON	11/23/18	* 35	3-11	.273	1-5	.200	2-2	1.000	0	0	0	2.4	0	4	0	0	0	9	11.8			
ORAL ROBERTS	11/24/18	* 37	7-12	.583	2-6	.333	15-15	1.000	0	2	2	2.3	1	3	1	1	3	31	15.0			
NORTHERN ILLINOIS	11/25/18	* 36	6-13	.462	3-5	.600	4-4	1.000	0	1	1	2.1	2	0	4	0	1	19	15.6			
at Xavier	12/01/18	* 37	3-11	.273	2-7	.286	0-0	.000	0	0	0	1.9	1	4	3	0	0	8	14.6			
at Fairfield	12/06/18	* 40	4-10	.400	4-8	.500	5-5	1.000	1	1	2	1.9	1	5	2	0	1	17	14.9			
at Northeastern	12/08/18	* 37	7-14	.500	5-9	.556	2-5	.400	1	1	2	1.9	4	3	1	0	3	21	15.5			
at HARTFORD	12/16/18	* 39	8-15	.533	7-12	.583	3-4	.750	0	2	2	1.9	2	6	2	0	0	26	16.5			
at Georgia	12/18/18	* 38	5-12	.417	4-9	.444	0-0	.000	0	1	1	1.8	2	2	4	0	2	14	16.3			
at Michigan St.	12/21/18	* 31	4-9	.444	4-6	.667	1-2	.500	1	4	5	2.1	2	1	3	0	0	13	16.0			
at Cleveland State	12/28/18	* 39	8-15	.533	4-10	.400	7-8	.875	2	5	7	2.4	1	2	2	0	1	27	16.8			
at Youngstown State	12/30/18	* 36	4-11	.364	3-7	.429	2-2	1.000	0	0	0	2.3	2	3	3	0	0	13	16.5			
NORTHERN KENTUCKY	01/03/19	* 38	5-14	.357	1-9	.111	4-4	1.000	3	3	3	2.3	2	6	3	0	1	15	16.4			
WRIGHT STATE	01/05/19	* 36	8-14	.571	6-10	.600	4-4	1.000	3	3	2	3.4	2	2	2	1	0	26	17.0			
MILWAUKEE	01/10/19	* 40	7-18	.389	5-14	.357	0-0	.000	3	3	2	2.4	3	2	2	2	0	19	17.1			
GREEN BAY	01/12/19	* 38	4-11	.364	3-8	.375	9-10	.900	1	2	3	2.4	3	6	2	0	2	20	17.3			
at Detroit Mercy	01/19/19	* 40	7-15	.467	6-13	.462	4-5	.800	0	2	2	2.4	0	2	2	0	2	24	17.6			
at IUPUI	01/24/19	* 38	7-20	.350	4-13	.308	0-0	.000	4	4	2	2.5	4	1	0	0	0	18	17.6			
at UIC	01/26/19	* 34	4-7	.571	3-6	.500	2-2	1.000	0	5	5	2.6	3	5	1	1	1	13	17.4			
YOUNGSTOWN STATE	01/31/19	* 37	6-21	.286	2-5	.133	5-5	1.000	3	2	5	2.7	2	3	0	0	1	19	17.5			
CLEVELAND STATE	02/02/19	* 34	5-12	.417	2-5	.400	8-8	1.000	1	3	4	2.8	1	4	1	1	0	20	17.6			
at Wright State	2/7/19	* 38	7-11	.636	5-7	.714	0-0	.000	3	3	3	2.8	0	4	3	0	1	19	17.6			
at Northern Ky.	02/09/19	* 37	6-13	.462	2-6	.333	2-2	1.000	0	1	1	2.7	4	0	1	0	3	16	17.6			
at Green Bay	2/14/19	* 34	3-12	.250	2-7	.286	0-0	.000	0	2	2	2.7	4	3	1	0	1	8	17.2			
at Milwaukee	02/16/19	* 37	3-10	.300	2-8	.250	1-2	.500	0	3	3	2.7	3	2	0	0	1	9	16.9			
DETROIT MERCY	02/23/19	* 37	3-9	.333	2-8	.250	6-6	1.000	1	1	2	2.7	4	3	0	0	0	14	16.8			
UIC	02/28/19	* 35	4-8	.500	1-4	.250	7-9	.778	0	6	2	2.8	3	6	7	1	3	16	16.8			
IUPUI	03/02/19	* 36	4-10	.400	2-7	.286	2-2	1.000	3	3	2	2.8	0	4	1	0	2	12	16.6			
YOUNGSTOWN STATE vs Northern Kentucky	03/06/19	* 40	6-13	.462	4-7	.571	7-11	.636	0	5	5	2.8	3	2	2	0	1	23	16.8			
Totals	03/11/19		40	8-16	.500	17-24	.500	4-6	.667	0	5	5	2.9	2	3	4	0	3	27	17.2		
		33	1223	173-407	425	109-273	399	111-310	.854	14	82	96	2.9	69	114	60	6	37	566	17.2		





# #23 ZACH HARVEY

GUARD • 6-5 • 195 • FRESHMAN • HS • TOPEKA, KAN. (HAYDEN HS/PROLIFIC PREP ACADEMY)

**2019-20 Season (Freshman):** Handed out a team-high four assists vs. Valparaiso (11/25) ... recorded his first collegiate basket against Drake (11/11).

**Prior to Cincinnati:** Originally reclassified to the 2020 class in September 2018 before reverting to the 2019 class ... as a 2020 prospect, tabbed a four-star prospect by 247Sports.com (No. 48) and Rivals.com (No. 50) ... was listed as the ninth-best shooting guard in the nation for the 2020 class by 247Sports.com ... attended Prolific Prep Academy in Napa, Calif., during the 2018-19 season, averaging 16.5 points, 4.9 assists and 4.8 rebounds through 11 games before an ankle injury sidelined him for the remainder of the year ... his squad posted a 29-7 record, advancing to the semifinals of the Grind Session National Championship ... played on the Under Armour Circuit for KC Run GMC during the 2018 summer, averaging 16.3 points and 3.6 rebounds while shooting 45.7 percent from the floor and 36.7 percent from three-point range ... earned class 4A-II all-state honors from both the Topeka Capital-Journal and Wichita Eagle as a junior after helping lead Hayden High School in Topeka to the state championship in 2017-18 ... averaged 23.1 points and scored a game-high 34 points with six three-pointers in the state championship game ... participated in the 2016 USA Basketball Junior National Team October minicamp and 2017 USA Basketball Men's U16 National Team training camp.

**Personal:** Born Feb. 23, 2001 in Kansas City, Kan. ... son of Jennifer Dieterich and DeCorey Harvey ... has one brother, Noah Jacobson ... mother played basketball at Kansas ... uncle, Jeff Dieterich, was a member of track and field team (threw the javelin) at Kansas ... right-handed.

## SEASON & CAREER STATISTICS

2019-20 Season		Career
4 vs. Alabama A&M, 11/14/19	Pts	4 vs. Alabama A&M, 11/14/19
4 vs. Drake, 11/11/19	FG Atts	4 vs. Drake, 11/11/19
1, 3x (last vs. Bowling Green, 11/24/19)	FG Made	1, 3x (last vs. Bowling Green, 11/24/19)
1, 3x (last vs. UConn, 1/1/20)	3PT-FG Atts	1, 3x (last vs. UConn, 1/1/20)
0	3PT-FG Made	0
4, 2x (last vs. Valparaiso, 11/25/19)	FT Atts	4, 2x (last vs. Valparaiso, 11/25/19)
3 vs. Valparaiso, 11/25/19	FT Made	3 vs. Valparaiso, 11/25/19
2, 2x (last vs. UConn, 1/1/20)	Rebs	2, 2x (last vs. UConn, 1/1/20)
4 vs. Valparaiso, 11/25/19	Assts	4 vs. Valparaiso, 11/25/19
1, 2x (last vs. UConn, 1/1/20)	Stls	1, 2x (last vs. UConn, 1/1/20)
2 vs. Vermont, 12/3/19	Blks	2 vs. Vermont, 12/3/19
27 vs. Valparaiso, 11/25/19	Mins	27 vs. Valparaiso, 11/25/19

## MISCELLANEOUS STATISTICS

CATEGORY	2019-20	CAREER
Double-Figure Scoring Games	0	0
Double-Figure Rebounding Games	0	0
Double-Double Games	0	0
20-Point Scoring Games	0	0
Games Led Team in Scoring	0	0
Games Led Team in Rebounding	0	0
Games Led Team in Assists	1	1
Games With 3+ Assists	1	1
Games With 3+ Blocks	0	0
Games With 3+ Steals	0	0
Games With 3+ 3-Pointers	0	0

## GAME-BY-GAME STATISTICS

### 2019-20 (FRESHMAN SEASON)

Opponent	Date	gs	min	Total		3-Pointers		Free throws		Rebounds			pf	a	t/o	blk	stl	pts	avg	
				fg	pct	3fg	pct	ft	pct	off	def	tot								avg
at Ohio St.	11/06/19	2	0-1	.000	0-0	.000	1-2	.500	1	0	1	1.0	0	0	0	0	0	1	1.0	
DRAKE	11/11/19	14	1-4	.250	0-1	.000	0-1	.000	0	0	0	0.5	1	1	0	0	1	2	1.5	
ALABAMA A&M	11/14/19	12	1-1	1.000	0-0	.000	2-4	.500	0	2	2	1.0	1	2	0	0	4	2.3		
vs Illinois State	11/22/19	3	0-0	.000	0-0	.000	0-0	.000	0	0	0	0.8	1	0	0	0	0	1.8		
vs Bowling Green	11/24/19	10	1-2	.500	0-0	.000	1-2	.500	0	0	0	0.6	0	1	0	0	3	2.0		
vs Valparaiso	11/25/19	27	0-0	.000	0-0	.000	3-4	.750	0	1	1	0.7	3	4	2	0	3	2.2		
UNLV	11/30/19	8	0-2	.000	0-0	.000	0-0	.000	0	0	0	0.6	1	1	1	0	0	1.9		
VERMONT	12/03/19	3	0-0	.000	0-0	.000	0-0	.000	0	1	1	0.6	1	0	1	2	0	1.6		
COLGATE	12/14/19	3	0-2	.000	0-1	.000	0-0	.000	0	0	0	0.6	0	1	1	0	0	1.4		
vs Iowa	12/21/19	2	0-0	.000	0-0	.000	0-0	.000	0	0	0	0.5	2	0	0	0	0	1.3		
UConn	01/01/20	3	0-2	.000	0-1	.000	0-0	.000	1	1	2	0.6	1	0	0	0	1	0	1.2	
TULSA	01/08/20	3	0-0	.000	0-0	.000	0-1	.000	0	1	1	0.7	1	0	0	0	0	1.1		
Totals		0	90	3-14	.214	0-3	.000	7-14	.500	2	6	8	0.7	12	8	6	3	2	13	1.1

## CAREER STATISTICS

			Total		3-Point		F-Throws		Rebounds											Scoring	
Season	gp-gs	min/avg	fg-fga	pct	fg-fga	pct	ft-fita	pct	off	def	tot	avg	pf	fo	ast	to	blk	stl	pts	avg	
2019-20	12-0	90/7.5	3-14	.214	0-3	.000	7-14	.500	2	6	8	0.7	12	0	8	6	3	2	13	1.1	
TOTAL	12-0	90/7.5	3-14	.214	0-3	.000	7-14	.500	2	6	8	0.7	12	0	8	6	3	2	13	1.1	



# #24 PRINCE TOYAMBI

FORWARD • 6-7 • 225 • R-FRESHMAN • HS • KINSHASA, CONGO (FRESNO HS [CALIF.]

**2019-20 Season (Redshirt):** Underwent a successful procedure on Monday, Oct. 14, to correct a cardiac issue discovered during the preseason ... A timetable for his return is not yet determined.

**2018-19 Season (Redshirt):** Did not see action ... named to the Bearcats Academic Honor Roll and Dean's List during the 2019 spring semester ... tabbed to The American's All-Academic Team.

**Prior to Cincinnati:** Averaged 17.4 points, 9.7 rebounds and 1.3 steals while shooting 58.7 percent (88 of 150) from the floor during 12 games for team "The Truth" at the NIKE EBYL and Peach Jam Invitational during the summer 2018 ... attended Fresno High School in Fresno, Calif. ... reclassified from the 2019 class to the 2018 class and signed with the Bearcats in early September.

**Personal:** Born Dec. 2, 2000 in Kinshasa, Congo ... has one sister: Magali Toyambi ... right-handed ... last name pronounced "toy-YAHM-bee."

## SEASON & CAREER STATISTICS

2019-20		CAREER
0	Pts	0
0	FG Atts	0
0	FG Made	0
0	3PT-FG Atts	0
0	3PT-FG Made	0
0	FT Atts	0
0	FT Made	0
0	Rebs	0
0	Assts	0
0	Stls	0
0	Blks	0
0	Mins	0

## MISCELLANEOUS STATISTICS

CATEGORY	2019-20	CAREER
Double-Figure Scoring Games	0	0
Double-Figure Rebounding Games	0	0
Double-Double Games	0	0
20-Point Scoring Games	0	0
Games Led UC in Scoring	0	0
Games Led UC in Rebounding	0	0
Games Led UC in Assists	0	0
Games With 3+ Assists	0	0
Games With 3+ Blocks	0	0
Games With 3+ Steals	0	0
Games With 3+ 3-Pointers	0	0

## GAME-BY-GAME STATISTICS

2019-20 (R-FRESHMAN SEASON)

## CAREER STATISTICS



# #31 SAM MARTIN

GUARD • 5-10 • 170 • JUNIOR • 2L • CINCINNATI, OHIO (SUMMIT COUNTRY DAY)

**2018-19 Season (Sophomore):** Played in six games as a walk-on reserve, averaging 0.8 points and 0.5 assists in 2.2 minutes ... scored a career-high five points with an assist in five minutes against UAPB (11/27) ... named to the Bearcats Academic Honor Roll and Dean's List during the 2018 fall semester and the Bearcats Academic Honor Roll during the 2019 spring semester ... tabbed to The American's All-Academic Team.

**2017-18 Season (Freshman):** Played in 10 games as a walk-on reserve, averaging 0.2 points, 0.2 assists and 0.1 rebounds in 1.9 minutes ... collected his first collegiate points with a pair of free throws in two minutes against Richmond (11/21) ... handed out two assists in two minutes of play against Memphis (12/31) ... took two shots without a basket and grabbed a rebound in four minutes against Temple (1/24) ... named to the Bearcats Academic Honor Roll and Dean's List during the 2017 fall semester.

**Prior to Cincinnati:** Averaged 15.4 points, 3.0 rebounds, 2.8 assists and 2.4 steals as a senior at Summit Country Day ... helped guide the Silver Knights to a 26-1 record and regional championship appearance in 2016-17 ... named an Associated Press Division III second team all-state selection as a senior ... chosen Miami Valley Conference Player of the Year and earned league first team accolades as a junior and senior ... helped lead Summit Country Day to a pair of soccer state titles as a junior and senior, combining for a 42-4-1 record ... tallied 38 goals, 24 assists and 100 points as a senior ... named all-midwest region, all-state first team and all-southwest Ohio first team selection as a senior ... set records during 2016 for most goals in a state championship game, most goals in a state semifinal game and most goals and most points in the city ... played basketball for his father, Scott, at St. Xavier High School as a freshman and sophomore.

**Personal:** Born Nov. 16, 1998 in Cincinnati, Ohio ... son of Carrie and Scott Martin ... has two sisters, Rachel and Lily ... his father, Scott, played basketball at Rollins College (1988-91) ... right-handed.

## SEASON & CAREER STATISTICS

### 2019-20 SEASON

		CAREER
0	Pts	5 vs. Arkansas-Pine Bluff, 11/27/18
0	FG Atts	2, 2x (last vs. Ark.-Pine Bluff, 11/27/18)
0	FG Made	2 vs. Arkansas-Pine Bluff, 11/27/18
0	3PT-FG Atts	1, 2x (last vs. UCF, 2/6/18)
0	3PT-FG Made	0
0	FT Atts	2 vs. Richmond, 11/21/17
0	FT Made	2 vs. Richmond, 11/21/17
0	Rebs	1 vs. Temple, 1/24/18
0	Assts	2 vs. Memphis, 12/31/17
0	Stls	0
0	Blks	0
0	Mins	5 vs. Arkansas-Pine Bluff, 11/27/18

## MISCELLANEOUS STATISTICS

CATEGORY	2017-18	2018-19	2019-20	CAREER
Double-Figure Scoring Games	0	0	0	0
Double-Figure Rebounding Games	0	0	0	0
Double-Double Games	0	0	0	0
20-Point Scoring Games	0	0	0	0
Games Led UC in Scoring	0	0	0	0
Games Led UC in Rebounding	0	0	0	0
Games Led UC in Assists	0	0	0	0
Games With 3+ Assists	0	0	0	0
Games With 3+ Blocks	0	0	0	0
Games With 3+ Steals	0	0	0	0
Games With 3+ 3-Pointers	0	0	0	0

## GAME-BY-GAME STATISTICS

### 2019-20 (JUNIOR SEASON)

Opponent	Date	gs	min	Total	3-Pointers	Free throws	Rebounds												
				fg-fga	pct	3fg-fga	pct	ft-fga	pct	off	def	tot	avg	pf	a	t/o	blk	stl	pts
DRAKE	11/11/19	1	0-0	.000	0-0	.000	0-0	.000	0	0	0	0	0	0	0	0	0	0	0
ALABAMA A&M	11/14/19	1	0-0	.000	0-0	.000	0-0	.000	0	0	0	0	0	0	0	0	0	0	0
Totals		0	2	0-0	.000	0-0	.000	0-0	.000	0	0	0	0	0	0	0	0	0	0

### 2018-19 (SOPHOMORE SEASON)


Opponent	Date	gs	min	Total	3-Pointers	Free throws	Rebounds												
				fg-fga	pct	3fg-fga	pct	ft-fga	pct	off	def	tot	avg	pf	a	t/o	blk	stl	pts
ARK.-PINE BLUFF	11/27/18	5	2-2	1.000	0-0	.000	1-1	1.000	0	0	0	0	0	1	0	0	0	5	5.0
NORTHERN KY.	12/04/18	1	0-0	.000	0-0	.000	0-0	.000	0	0	0	0	0	0	0	0	0	0	2.5
XAVIER	12/08/18	1	0-0	.000	0-0	.000	0-0	.000	0	0	0	0	0	0	0	0	0	0	1.7
UCLA	12/19/18	3	0-0	.000	0-0	.000	0-0	.000	0	0	0	0	0	2	1	0	0	0	1.3
TULANE	01/02/19	2	0-0	.000	0-0	.000	0-0	.000	0	0	0	0	0	1	0	0	0	0	1.0
TULSA	01/24/19	1	0-0	.000	0-0	.000	0-0	.000	0	0	0	0	0	0	0	0	0	0	0.8
Totals		0	13	2-2	1.000	0-0	.000	1-1	1.000	0	0	0	0	2	3	0	0	0	5

### 2017-18 (FRESHMAN SEASON)

Opponent	Date	gs	min	Total	3-Pointers	Free throws	Rebounds												
				fg-fga	pct	3fg-fga	pct	ft-fga	pct	off	def	tot	avg	pf	a	t/o	blk	stl	pts
SAVANNAH STATE	11/10/17	1	0-0	.000	0-0	.000	0-0	.000	0	0	0	0	0	0	0	0	0	0	0.0
WESTERN CAROLINA	11/13/17	1	0-1	.000	0-0	.000	0-0	.000	0	0	0	0	0	0	0	0	0	0	0.0
COPPIN STATE	11/16/17	1	0-0	.000	0-0	.000	0-0	.000	0	0	0	0	0	0	0	0	0	0	0.0
vs Richmond	11/21/17	2	0-0	.000	0-0	.000	2-2	1.000	0	0	0	0	0	2	0	0	0	0	2.0
vs Wyoming	11/22/17	1	0-0	.000	0-0	.000	0-0	.000	0	0	0	0	0	1	0	1	0	0	0.4
ALABAMA STATE	11/27/17	1	0-0	.000	0-0	.000	0-0	.000	0	0	0	0	0	0	0	0	0	0	0.3
UA-PINE BLUFF	12/19/17	2	0-1	.000	0-1	.000	0-0	.000	0	0	0	0	0	0	0	0	1	0	0.3
MEMPHIS	12/31/17	2	0-0	.000	0-0	.000	0-0	.000	0	0	0	0	0	1	2	0	0	0	0.3
TEMPLE	01/24/18	4	0-2	.000	0-0	.000	0-0	.000	0	1	1	1	0.1	1	0	0	0	0	0.2
UCF	02/06/18	4	0-1	.000	0-1	.000	0-0	.000	0	0	0	0	0	0	0	0	0	0	0.2
Totals		0	19	0-5	.000	0-2	.000	2-2	1.000	0	1	1	0.1	5	2	2	0	0	2.2

## CAREER STATISTICS

			Total		3-Point		F-Throws		Rebounds										Scoring	
Season	gp-gs	min/avg	fg-fga	pct	fg-fga	pct	ft-fga	pct	off	def	tot	avg	pf	fo	ast	to	blk	stl	pts	avg
2017-18	10-0	19/1.9	0-5	.000	0-2	.000	2-2	1.000	0	1	1	0.1	5	0	2	2	0	0	2	0.2
2018-19	6-0	13/2.2	2-2	1.000	0-0	.000	1-1	1.000	0	0	0	0.0	2	0	3	0	0	0	5	0.8
2019-20	2-0	2/1.0	0-0	.000	0-0	.000	0-0	.000	0	0	0	0.0	0	0	0	0	0	0	0	0.0
TOTAL	18-0	34/1.9	2-7	.286	0-2	.000	3-3	1.000	0	1	1	0.1	7	0	5	2	0	0	7	0.4



# #32 JOHN KOZ

GUARD • 6-1 • 200 • SENIOR • 3L • CLEVELAND, OHIO (BAY HS)

**2018-19 Season (Junior):** Played in five games as a walk-on reserve, averaging 0.4 points and 0.4 rebounds in 1.8 minutes ... scored on a layup in two minute of play against Tulane (1/2) ... grabbed a rebound in two minutes against Arkansas-Pine Bluff (11/27) ... named to the Bearcats Academic Honor Roll during the fall 2018 semester.

**2017-18 Season (Sophomore):** Played in eight games as a walk-on reserve, averaging 0.3 points, 0.3 rebounds and 0.1 assists in 1.3 minutes ... scored his first collegiate basketball in two minutes against Temple (1/24) ... grabbed two rebounds in two minutes against UCF (2/6) ... handed out an assist in one minute against Alabama State (11/27) ... named to the Bearcats Academic Honor Roll during the 2017 fall semester.

**2016-17 Season (Freshman):** Played in six games as a walk-on reserve, averaging 0.0 points, 0.3 rebounds and 0.3 assists in 1.7 minutes ... grabbed one rebound and handed out one assist against both Bowling Green (12/4) and USF (1/29) ... attempted one shot against Texas Southern (12/13) and USF (1/29) ... played a season-high three minutes against USF (1/29) ... named to Bearcats Academic Honor Roll during 2016 fall and 2017 spring semesters.

**Prior to Cincinnati:** Averaged 21.6 points, 4.8 rebounds and 2.4 assists as a senior at Bay High School, helping lead the Rockets to a 25-4 record and the school's first appearance in the Division II state semifinals ... set the school record for career points (1,279) and points in a season (604 as a senior) ... named the Great Lakes Conference Most Valuable Player in 2015-16 ... named all-state twice and all-conference three times ... helped lead Bay High School to two conference championships ... three-year starting quarterback on football team, missed most of senior campaign due to injury but still helped the Rockets to a 10-win season ... guided the team to the school's first playoff wins as a junior ... coached in basketball by Jared Shetzer and football by Ron Rutt.

**Personal:** Born December 19, 1997 in Cleveland, Ohio ... son of Courtney and John Koz ... has three sisters: Chloe, Claudia and Kayla ... his cousin, Matt Koz, wrestled at Chattanooga ... his dad played football at Baldwin Wallace ... right-handed ... pronunciation of last name rhymes with nose.

## SEASON & CAREER STATISTICS

2019-20 SEASON		CAREER
0	Pts	2, 2x (last vs. Tulane, 1/2/19)
0	FG Atts	2 vs. Tulane, 1/2/19
0	FG Made	1, 2x (last vs. Tulane, 1/2/19)
0	3PT-FG Atts	1, 2x (last vs. USF, 1/29/17)
0	3PT-FG Made	0
0	FT Atts	0
0	FT Made	0
0	Rebs	2 vs. UCF, 2/6/18
0	Assts	1, 3x (last vs. Alabama State, 11/27/17)
0	Stls	0
0	Blks	0
0	Mins	3 vs. USF, 1/29/17

## MISCELLANEOUS STATISTICS

CATEGORY	2016-17	2017-18	2018-19	2019-20	CAREER
Double-Figure Scoring Games	0	0	0	0	0
Double-Figure Rebounding Games	0	0	0	0	0
Double-Double Games	0	0	0	0	0
20-Point Scoring Games	0	0	0	0	0
Games Led UC in Scoring	0	0	0	0	0
Games Led UC in Rebounding	0	0	0	0	0
Games Led UC in Assists	0	0	0	0	0
Games With 3+ Assists	0	0	0	0	0
Games With 3+ Blocks	0	0	0	0	0
Games With 3+ Steals	0	0	0	0	0
Games With 3+ 3-Pointers	0	0	0	0	0

## GAME-BY-GAME STATISTICS

### 2019-20 (SENIOR SEASON)

Opponent	Date	gs	min	Total fg-fga pct	3-Pointers 3fg-fga pct	Free throws ft-fa pct	Rebounds off def tot avg	pf	a	tio	blk	stl	pts	avg
DRAKE	11/11/19	1	0-0	.000	0-0	.000	0-0	.000	0	0	0	0	0	0.0
ALABAMA A&M	11/14/19	1	0-0	.000	0-0	.000	0-0	.000	0	0	0	0	0	0.0
Totals		0	2	0-0	.000	0-0	.000	0	0	0	0	0	0	0.0

### 2018-19 (JUNIOR SEASON)

Opponent	Date	gs	min	Total		3-Pointers		Free throws		Rebounds				pts	avg
				fg-fga	pct	3fg-fga	pct	ft-fa	pct	off	def	tot	avg		
vs George Mason	11/23/18	2	0-0	.000	0-0	.000	0-0	.000	0	0	0	0	0	0	0.0
ARK-PINE BLUFF	11/27/18	2	0-0	.000	0-0	.000	0-0	.000	0	1	0.5	0	1	0	0.0
UCLA	12/19/18	2	0-0	.000	0-0	.000	0-0	.000	0	1	0.3	0	0	0	0.0
TULANE	01/02/19	2	1-2	.500	0-0	.000	0-0	.000	0	0	0.3	0	0	0	2.5
TULSA	01/24/19	1	0-0	.000	0-0	.000	0-0	.000	0	1	0.4	0	0	0	0.4
Totals		0	9	1-2	.500	0-0	.000	0-0	.000	0	2	2	0.4	0	2.4

### 2017-18 (SOPHOMORE SEASON)

Opponent	Date	gs	min	Total		3-Pointers		Free throws		Rebounds		pf	a	t/o	blk	stl	pts	avg
				fg-fga	pct	3fg-fga	pct	ft-fa	pct	off	def							
SAVANNAH STATE	11/10/17	1	0-0	.000	0-0	.000	0-0	.000	0	0	0	0	0	0	0	0	0	0.0
WESTERN CAROLINA	11/13/17	1	0-0	.000	0-0	.000	0-0	.000	0	0	0	0	0	0	0	0	0	0.0
COPPIN STATE	11/16/17	1	0-0	.000	0-0	.000	0-0	.000	0	0	0	0	0	0	0	0	0	0.0
ALABAMA STATE	11/27/17	1	0-0	.000	0-0	.000	0-0	.000	0	0	0	0	0	0	1	0	0	0.0
UA-PINE BLUFF	12/19/17	1	0-0	.000	0-0	.000	0-0	.000	0	0	0	0	0	0	0	0	0	0.0
MEMPHIS	12/31/17	1	0-0	.000	0-0	.000	0-0	.000	0	0	0	0	0	0	0	0	0	0.0
TEMPLE	01/24/18	2	1-1	1.000	0-0	.000	0-0	.000	0	0	0	0	0	0	0	0	0	2.3
UCF	02/06/18	2	0-0	.000	0-0	.000	0-0	.000	1	1	2	0.3	0	0	1	0	0	0.3
		0	10	1-1	1.000	0-0	.000	0-0	.000	1	1	2	0.3	0	1	0	0	2.3

### 2016-17 (FRESHMAN SEASON)

Opponent	Date	gs	min	Total		3-Pointers		Free throws		Rebounds											
				fg	pct	ft	pct	ft	pct	off	def	tot	avg	pf	a	tio	blk	stl	pts	avg	
ALBANY	11/14/16	1		0-0	.000	0-0	.000	0-0	.000	0	0	0	0.0	0	0	0	0	0	0	0.0	
BOWLING GREEN	12/04/16	1		0-0	.000	0-0	.000	0-0	.000	0	1	1	0.5	0	1	0	0	0	0	0.0	
TEXAS SOUTHERN	12/13/16	1		0-1	.000	0-1	.000	0-0	.000	0	0	0	0.3	0	0	0	0	0	0	0.0	
FAIRLEIGH DICKINSON	12/17/16	2		0-0	.000	0-0	.000	0-0	.000	0	0	0	0.3	0	0	0	0	0	0	0.0	
TULANE	01/01/17	2		0-0	.000	0-0	.000	0-0	.000	0	0	0	0.2	0	0	0	0	0	0	0.0	
USF	01/29/17	3		0-1	.000	0-1	.000	0-0	.000	0	1	1	0.3	0	1	0	0	0	0	0.0	
Totals		0	10	0-2	.000	0-2	.000	0-0	.000	0	2	2	0.3	0	2	0	0	0	0	0.0	

## CAREER STATISTICS

			Total		3-Point		F-Throws		Rebounds											Scoring	
Season	gp-gs	min/avg	fg-fga	pct	fg-fga	pct	ft-fa	pct	off	def	tot	avg	pf	fo	ast	to	blk	stl	pts	avg	
2016-17	6-0	10/1.7	0-2	.000	0-2	.000	0-0	.000	0	2	2	0.3	0	0	2	0	0	0	0	0.0	
2017-18	8-0	10/1.3	1-1	1.000	0-0	.000	0-0	.000	1	1	2	0.3	0	0	1	1	0	0	2	0.3	
2018-19	5-0	9/1.8	1-2	.500	0-0	.000	0-0	.000	0	2	2	0.4	0	0	0	1	0	0	2	0.4	
2019-20	2-0	2/1.0	0-0	.000	0-0	.000	0-0	.000	0	0	0	0.0	0	0	0	0	0	0	0	0.0	
TOTAL	21-0	31/1.5	2-5	.400	0-2	.000	0-0	.000	1	5	6	0.3	0	0	3	2	0	0	4	0.2	





# #33 CHRIS VOGT

CENTER • 7-1 • 260 • JUNIOR • TR • MAYFIELD, KY. (GRAVES COUNTY HS/NORTHERN KENTUCKY)

## CONFERENCE AWARDS

» AAC Weekly Honor Roll (12/2/19)

## MOMENTS

» Recorded a career-high 21 points against Valparaiso (11/25/19) and Tulane (1/4/20).  
» Posted a double-double with 20 points and 14 rebounds vs. Green Bay (1/24/19).  
» Tallied 16 points on 7-of-10 shooting with seven rebounds against Detroit

**2019-20 Season (Junior):** Earned a double-double with 12 points and 11 rebounds against Tulsa (1/8) ... matched a career-high with 21 points on 9-of-11 shooting at Tulane (1/4) ... produced a game-high 19 points on 8-of-10 shooting with five rebounds and two blocks vs. UConn (1/1) ... tallied a team-high 16 points on 7-of-8 shooting with seven rebounds vs. Colgate (12/14) ... played a career-high 38 minutes, scoring 14 points on 6-of-10 shooting in the overtime win vs. UNLV (11/30) ... scored a career-high 21 points on 9-of-11 shooting with seven rebounds against Valparaiso (11/25) ... registered a double-double with 13 points and 13 rebounds against Illinois State (11/22) ... posted a double-double with 18 points and 10 rebounds against Alabama A&M (11/14) ... tallied 12 points on 6-of-8 shooting with a pair of blocks against Drake (11/11) ... Transfer from Northern Kentucky who received a waiver from the NCAA and is eligible for the 2019-20 campaign.

**Prior to Cincinnati:** Saw action in all 35 games, averaging 4.5 points, 3.7 rebounds and 1.2 blocks while shooting 57.7 percent from the floor in 12.8 minutes as a reserve during his sophomore season at Northern Kentucky in 2018-19 ... tallied a career-high 20 points and 14 rebounds against Green Bay (1/24/19) ... posted 16 points on 8-of-12 shooting at Milwaukee (2/28/19) ... tallied 16 points on 7-of-10 shooting with eight rebounds against Detroit Mercy (3/6/19) ... played in 13 games as a reserve, averaging 1.1 points and 0.7 rebounds in 3.2 minutes as a freshman in 2017-18 ... averaged 16.5 points, 9.2 rebounds and 5.1 blocks as a senior at Graves County High School, helping the Eagles to a 27-8 mark, a ninth region championship and appearance at the 2017 KHSAA Sweet Sixteen tournament ... a dominating shot blocker in high school, his 488 career blocks rank second most in state history ... his 190 blocks as a junior rank as the third most in a season in state history ... tied the state high mark for blocks in a game with 17 while registering a triple-double with 16 rebounds and 12 points against Webster County on Jan. 16, 2016 ... also rejected 16 shots against Caldwell County later that same season ... finished with 1,441 career points, fourth most in school history, while helping the Eagles to a 96-35 career record.

**Personal:** Born Feb. 8, 1999 in Mayfield, Ky. ... son of Allyson and Jim Vogt ... has two brothers, Ryan and Eric ... right-handed.

## SEASON & CAREER STATISTICS

2019-20 Season		Career
21, 2x (last at Tulane, 1/4/20)	Pts	21, 2x (last at Tulane, 1/4/20)
11, 2x (last at Tulane, 1/4/20)	FG Atts	13 vs. Green Bay, 1/24/19#
9, 2x (last at Tulane, 1/4/20)	FG Made	9, 3x (last at Tulane, 1/4/20)
0	3PT-FG Atts	0
0	3PT-FG Made	0
8 vs. Bowling Green, 11/24/19	FT Atts	9 vs. Manhattan, 11/17/18#
5 vs. Illinois State, 11/22/19	FT Made	5 vs. Illinois State, 11/22/19
13 vs. Illinois State, 11/22/19	Rebs	14 vs. Green Bay, 1/24/19#
2, 3x (last vs. Tennessee, 12/18/19)	Assts	3 vs. Green Bay, 1/24/19#
1, 2x (last at Tulane, 1/4/20)	Stls	1, 15x (last at Tulane, 1/4/20))
3, 2x (last vs. Vermont, 12/3/19)	Blks	4, 2x (last at Green Bay, 3/2/19)#
38 vs. UNLV, 11/30/19	Mins	38 vs. UNLV, 11/30/19
#- Statistics from playing career at Northern Kentucky		

## MISCELLANEOUS STATISTICS

CATEGORY	2017-18	2018-19	2019-20	CAREER
Double-Figure Scoring Games	0	3	14	17
Double-Figure Rebounding Games	0	2	3	5
Double-Double Games	0	1	3	4
20-Point Scoring Games	0	1	2	3
Games Led Team in Scoring	0	1	5	6
Games Led Team in Rebounding	0	5	5	10
Games Led UC in Assists	0	0	0	0
Games With 3+ Assists	0	1	0	1
Games With 3+ Blocks	0	7	2	9
Games With 3+ Steals	0	0	0	0
Games With 3+ 3-Pointers	0	0	0	0

## CAREER STATISTICS

			Total		3-Point		F-Throws		Rebounds										Scoring	
Season	gp-gs	min/avg	fg-fga	pct	fg-fga	pct	ft-fta	pct	off	def	tot	avg	pf	fo	ast	to	blk	stl	pts	avg
2017-18*	13-0	42/3.2	6-10	.600	0-0	.000	2-6	.333	0	9	9	0.7	8	0	3	2	4	2	14	1.1
2018-19*	35-2	448/12.8	64-111	.577	0-0	.000	30-78	.385	47	82	129	3.7	87	2	20	36	42	10	158	4.5
2019-20	15-15	420/28.0	85-119	.714	0-0	.000	33-52	.635	41	61	102	6.8	44	1	12	24	22	3	203	13.5
TOTAL	15-15	420/28.0	85-119	.714	0-0	.000	33-52	.635	41	61	102	6.8	44	1	12	24	22	3	203	13.5
All*	63-17	910/14.4	155-240	.646	0-0	.000	65-136	.478	88	152	240	3.8	139	3	35	62	68	15	375	6.0

\* Statistics from prior team/school



# #33 CHRIS VOGT

CENTER • 7-1 • 260 • JUNIOR • TR • MAYFIELD, KY. (GRAVES COUNTY HS/NORTHERN KENTUCKY)

## GAME-BY-GAME STATISTICS

### 2019-20 (JUNIOR SEASON - CINCINNATI)

Opponent	Date	gs	min	Total		3-Pointers		Free throws		Rebounds				pts	avg						
				fg-fga	pct	ft-fa	pct	off	def	tot	avg										
at Ohio St.	11/06/19	*	13	2-5	.400	0-0	.000	0-2	.000	1	3	4	4.0	5	0	1	0	4	4.0		
DRAKE	11/11/19	*	19	6-8	.750	0-0	.000	0-0	.000	1	2	3	3.5	3	1	3	2	0	12	8.0	
ALABAMA A&M	11/14/19	*	25	7-9	.778	0-0	.000	4-6	.667	5	5	10	5.7	2	2	1	0	0	18	11.3	
vs Illinois State	11/22/19	*	33	4-4	1.000	0-0	.000	5-6	.833	7	6	13	7.5	0	1	0	1	0	13	11.8	
vs Bowling Green	11/24/19	*	33	3-5	.600	0-0	.000	4-8	.500	0	7	7	7.4	4	1	1	1	1	10	11.4	
vs Valparaiso	11/25/19	*	33	9-11	.818	0-0	.000	3-5	.600	1	6	7	7.3	3	1	4	1	0	21	13.0	
UNLV	11/30/19	*	38	6-10	.600	0-0	.000	2-2	1.000	1	4	5	7.0	2	0	1	3	0	14	13.1	
VERMONT	12/03/19	*	35	5-10	.500	0-0	.000	1-2	.500	3	3	6	6.9	2	2	1	3	0	11	12.9	
at Xavier	12/07/19	*	29	5-8	.625	0-0	.000	0-1	.000	4	4	8	7.0	4	0	0	2	0	10	12.6	
COLGATE	12/14/19	*	26	7-8	.875	0-0	.000	2-4	.500	5	2	7	7.0	2	0	3	0	0	16	12.9	
TENNESSEE	12/18/19	*	21	5-8	.625	0-0	.000	1-1	1.000	1	3	4	6.7	4	2	1	1	0	11	12.7	
vs Iowa	12/21/19	*	28	3-6	.500	0-0	.000	5-6	.833	4	4	8	6.8	3	1	0	1	1	11	12.6	
UCONN	01/01/20	*	28	8-10	.800	0-0	.000	3-5	.600	1	4	5	6.7	4	0	3	2	0	19	13.1	
at Tulane	01/04/20	*	30	9-11	.818	0-0	.000	3-4	.750	1	3	4	6.5	4	0	1	2	1	21	13.6	
TULSA	01/08/20	*	29	6-6	1.000	0-0	.000	0-0	.000	6	5	11	6.8	2	1	4	2	0	12	13.5	
Totals			15	420	85-119	.714	0-0	.000	33-52	.635	41	61	102	6.8	44	12	24	22	3	203	13.5

### 2018-19 (SOPHOMORE SEASON - NORTHERN KENTUCKY)

Opponent	Date	gs	min	Total		3-Pointers		Free throws		Rebounds				pts	avg					
				fg-fga	pct	3fg-fga	pct	ft-fa	pct	off	def	tot	avg							
WILMINGTON	11/06/18	15	2-3	.667	0-0	.000	2-4	.500	3	2	5	5.0	3	2	0	3	6	6.0		
at Northern Ill.	11/09/18	14	2-2	1.000	0-0	.000	1-2	.500	2	2	4	4.5	4	0	1	1	1	5	5.5	
WABASH	11/11/18	17	1-2	.500	0-0	.000	0-0	.000	0	2	2	3.7	3	1	2	0	0	2	4.3	
UNC ASHEVILLE	11/16/18	14	2-2	1.000	0-0	.000	4-7	.571	1	0	1	3.0	2	1	1	2	1	8	5.3	
MANHATTAN	11/17/18	17	2-4	.500	0-0	.000	3-9	.333	5	3	8	4.0	1	0	1	4	1	7	5.6	
COASTAL CARO.	11/18/18	8	1-2	.500	0-0	.000	1-2	.500	2	1	3	3.8	4	0	0	1	0	3	5.2	
at UCF	11/24/18	8	1-1	1.000	0-0	.000	0-2	.000	0	2	2	3.6	5	0	0	1	0	2	4.7	
at Morehead State	11/27/18	17	2-3	.667	0-0	.000	0-0	.000	0	3	3	3.5	3	1	1	1	1	4	4.6	
UMBC	11/30/18	10	0-1	.000	0-0	.000	1-2	.500	0	2	2	3.3	5	0	1	0	0	1	4.2	
at Cincinnati	12/04/18	21	2-4	.500	0-0	.000	1-6	.167	1	1	2	3.2	2	1	1	0	0	5	4.3	
at Eastern Kentucky	12/08/18	14	3-3	1.000	0-0	.000	0-1	.000	5	7	12	4.0	2	0	1	1	0	6	4.5	
MIAMI (OH)	12/16/18	10	1-3	.333	0-0	.000	1-2	.500	0	3	3	3.9	3	0	1	0	0	3	4.3	
NORTHERN ILL.	12/20/18	9	1-1	1.000	0-0	.000	0-3	.000	0	3	3	3.8	2	0	0	1	0	2	4.2	
IUPUI	12/28/18	11	1-3	.333	0-0	.000	0-0	.000	0	2	2	3.7	2	0	2	2	0	2	4.0	
UIC	12/30/18	8	1-1	1.000	0-0	.000	0-2	.000	2	1	3	3.7	2	1	0	0	0	2	3.9	
at OAKLAND	01/03/19	9	1-2	.500	0-0	.000	0-0	.000	0	0	0	3.4	4	0	0	2	0	2	3.8	
at Detroit Mercy	01/05/19	11	1-3	.333	0-0	.000	0-0	.000	0	3	3	3.4	2	1	0	0	0	2	3.6	
WRIGHT ST.	01/11/19	7	0-1	.000	0-0	.000	0-0	.000	0	4	4	3.4	4	0	2	0	0	0	3.4	
at Cleveland State	1/17/19	6	1-3	.333	0-0	.000	0-0	.000	1	0	1	3.3	2	0	1	0	0	2	3.4	
at Youngstown State	1/19/19	10	2-3	.667	0-0	.000	0-1	.000	1	2	3	3.3	0	0	1	0	1	4	3.4	
GREEN BAY	01/24/19	26	9-13	.692	0-0	.000	2-5	.400	7	7	14	3.8	1	3	3	3	1	20	4.2	
MILWAUKEE	01/26/19	16	0-3	.000	0-0	.000	2-7	.286	2	1	3	3.8	0	1	1	3	0	2	4.1	
at IUPUI	02/01/19	17	2-4	.500	0-0	.000	2-3	.667	0	2	2	3.7	3	1	1	3	0	6	4.2	
at UIC	02/03/19	13	0-1	.000	0-0	.000	1-4	.250	0	2	2	3.6	2	0	1	2	0	1	4.0	
DETROIT MERCY	02/07/19	14	2-3	.667	0-0	.000	4-5	.800	4	5	9	3.8	2	1	0	0	0	8	4.2	
OAKLAND	02/09/19	7	0-1	.000	0-0	.000	0-0	.000	1	2	3	3.8	2	0	0	0	1	0	4.0	
at Wright St.	2/15/19	5	0-3	.000	0-0	.000	0-0	.000	0	2	2	3.7	1	0	2	0	0	0	3.9	
YOUNGSTOWN STATE	02/21/19	11	3-3	1.000	0-0	.000	0-2	.000	1	1	2	3.7	0	0	0	2	0	6	4.0	
CLEVELAND STATE	02/23/19	10	2-3	.667	0-0	.000	0-0	.000	1	1	2	3.6	3	1	1	1	0	4	4.0	
at Milwaukee	02/28/19	* 28	8-12	.667	0-0	.000	0-2	.000	2	2	4	3.6	2	1	1	0	1	16	4.4	
at Green Bay	3/2/19	* 21	0-1	.000	0-0	.000	3-4	.750	0	5	5	3.7	4	0	2	4	1	3	4.3	
DETROIT MERCY	03/06/19	20	7-10	.700	0-0	.000	2-3	.667	3	5	8	3.8	2	2	1	1	1	16	4.7	
vs OAKLAND	03/11/19	15	4-6	.667	0-0	.000	0-0	.000	3	4	7	3.9	4	1	4	3	0	8	4.8	
vs Wright St.	03/12/19	5	0-0	.000	0-0	.000	0-0	.000	0	0	0	3.8	4	1	1	0	0	0	4.6	
vs Texas Tech	03/22/19	4	0-1	.000	0-0	.000	0-0	.000	0	0	0	3.7	2	0	2	1	0	0	4.5	
Totals		2	448	64-111	.577	0-0	.000	30-78	.385	47	82	129	3.7	87	20	36	42	10	158	4.5

### 2017-18 (FRESHMAN SEASON - NORTHERN KENTUCKY)

Opponent	Date	gs	min	Total		3-Pointers		Free throws		Rebounds				pts	avg					
				fg-fga	pct	3fg-fga	pct	ft-fa	pct	off	def	tot	avg							
EAST TENNESSEE STAT	11/10/17	dnp	-	-	-	-	-	-	-	-	-	-	-	-	-					
WILMINGTON	11/12/17	11	3-5	.600	0-0	.000	2-3	.667	0	0	0	0.0	3	1	0	0	1	8	8.0	
vs James Madison	11/17/17	dnp	-	-	-	-	-	-	-	-	-	-	-	-	-					
vs IONA	11/18/17	dnp	-	-	-	-	-	-	-	-	-	-	-	-	-					
vs Vermont	11/19/17	dnp	-	-	-	-	-	-	-	-	-	-	-	-	-					
at Memphis	11/25/17	dnp	-	-	-	-	-	-	-	-	-	-	-	-	-					
BEREA	11/29/17	15	2-2	1.000	0-0	.000	0-1	.000	0	5	5	2.5	3	1	0	1	1	4	6.0	
MOREHEAD STATE	12/02/17	3	0-0	.000	0-0	.000	0-2	.000	0	1	1	2.0	0	0	1	0	0	0	4.0	
at EAST TENNESSEE STA	12/06/17	1	0-0	.000	0-0	.000	0-0	.000	0	0	0	1.5	0	0	0	0	0	0	3.0	
EASTERN KENTUCKY	12/10/17	0	0-0	.000	0-0	.000	0-0	.000	0	0	0	1.2	0	0	0	0	0	0	2.4	
at UMBC Retrievers	12/17/17	dnp	-	-	-	-	-	-	-	-	-	-	-	-	-					
at Texas A&M	12/19/17	dnp	-	-	-	-	-	-	-	-	-	-	-	-	-					
IUPUI	12/28/17	dnp	-	-	-	-	-	-	-	-	-	-	-	-	-					
UIC	12/30/17	3	0-0	.000	0-0	.000	0-0	.000	0	0	0	1.0	0	1	0	1	0	0	2.0	
at Oakland	01/05/18	dnp	-	-	-	-	-	-	-	-	-	-	-	-	-					
at Detroit Mercy	01/07/18	dnp	-	-	-	-	-	-	-	-	-	-	-	-	-					
WRIGHT STATE	01/11/18	dnp	-	-	-	-	-	-	-	-	-	-	-	-	-					
CLEVELAND STATE	01/15/18	0	0-0	.000	0-0	.000	0-0	.000	0	0	0	0.9	0	0	0	0	0	0	1.7	
at Milwaukee	01/18/18	2	0-0	.000	0-0	.000	0-0	.000	0	0	0	0.8	1	0	0	0	0	0	1.5	
at Green Bay	01/20/18	dnp	-	-	-	-	-	-	-	-	-	-	-	-	-					
OAKLAND	01/26/18	dnp	-	-	-	-	-	-	-	-	-	-	-	-	-					
DETROIT MERCY	01/28/18	3	1-1	1.000	0-0	.000	0-0	.000	0	1	1	0.8	1	0	0	1	0	2	1.6	
at Youngstown State	02/01/18	dnp	-	-	-	-	-	-	-	-	-	-	-	-	-					
at Cleveland State	02/03/18	2	0-0	.000	0-0	.000	0-0	.000	0	1	1	0.8	0	0	1	1	0	0	1.4	
MILWAUKEE	02/08/18	dnp	-	-	-	-	-	-	-	-	-	-	-	-	-					
GREEN BAY	02/10/18	dnp	-	-	-	-	-	-	-	-	-	-	-	-	-					
at Wright State	02/16/18	dnp	-	-	-	-	-	-	-	-	-	-	-	-	-					
YOUNGSTOWN STATE	02/19/18	1	0-0	.000	0-0	.000	0-0	.000	0	0	0	0.7	0	0	0	0	0	0	1.3	
at UIC	02/23/18	dnp	-	-	-	-	-	-	-	-	-	-	-	-	-					
at IUPUI	02/25/18	0	0-0	.000	0-0	.000	0-0	.000	0	0	0	0.7	0	0	0	0	0	0	1.2	
vs Cleveland State	03/03/18	dnp	-	-	-	-	-	-	-	-	-	-	-	-	-					
at LOUISVILLE	3/13/18	1	0-2	.000	0-0	.000	0-0	.000	0	1	1	0.7	0	0	0	0	0	0	1.1	
Totals		0	42	6-10	.600	0-0	.000	2-6	.333	0	9	9	0.7	8	3	2	4	2	14	1.1



# #34 JARRON CUMBERLAND

GUARD • 6-5 • 210 • SENIOR • 3L • WILMINGTON, OHIO (WILMINGTON HS)

## CONFERENCE AWARDS

- » Tournament MVP (2019)
- » Player of the Year (2018-19)
- » First Team (2018-19) Unanimous pick
- » Player of the Week (5x: 12/24/18; 11/26/18; 1/30/17; 1/21/19; 1/28/19)
- » Weekly Honor Roll (4x: 2/18/19, 2/11/19, 2/4/19 & 1/14/19)
- » All-Rookie Team (2016-17)
- » Co-Sixth Man of the Year (2016-17)
- » Rookie of the Week (3x: 3/6/16; 1/2/17 & 12/19/16)

## OTHER HONORS

- » Tabbed an AP honorable mention All-American (2018-19)
- » Named one of 10 semifinalists for the 2019 Jerry West Shooting Guard of the Year Award.
- » Named to 2019 Citizen Naismith Midseason Team
- » Named to the 2019 Lute Olson Mid-Season Watch List

## MOMENTS

- » Scored 33 points on 11-of-24 shooting against No. 11 Houston (3/17/19), marking the most points scored in AAC Tournament championship game history.

**2019-20 Season (Senior):** Posted a game-high 22 points with four threes, seven rebounds and eight assists against Tulsa (1/8) ... scored a team-high 20 points with a game-high five assists against UNLV (11/30) ... netted 23 points with 12 of 17 shooting from the foul line vs. Illinois State (11/22).

**2019-20 PRESEASON HONORS:** AAC Preseason Player of the Year (coaches) ... Jerry West Shooting Guard of the Year Award Watch List (20 players) ... Citizen Naismith Men's Player of the Year Watch List (50 players) ... Wendy's Wooden Award Watch List (50 players) ... Lute Olson Player of the Year Watch List (40 players) ... NABC Player of the Year Watch List (20 players) ... First-Team All-America (Lindy's Sports Magazine) ... Second Team All-America (Sporting News) ... Second Team All-America (The Athletic) ... Third-Team All-America (NBCSports.com) ... Ranked No. 10 among nation's Top 100 Players (CBS Sports) ... Ranked No. 13 among nation's Top 25 Players (ESPN).

**2018-19 Season (Junior):** Started all 35 games, averaging 18.8 points, 4.4 rebounds, 3.6 assists and 1.1 steals in 32.5 minutes ... named Associated Press Honorable Mention All-America, American Athletic Conference Player of the Year, the American Championship Tournament Most Outstanding Player and a unanimous first-team all-conference selection ... earned NABC All-District 25 First Team honors ... named one of 10 semifinalists for the 2019 Jerry West Shooting Guard of the Year Award Watch List, selected to the Citizen Naismith Midseason Team and the Lute Olson Midseason Watch List ... named the 2018 Emerald Coast Classic Tournament Most Valuable Player ... recognized by The American nine times for weekly awards (AAC Player of the Week [five weeks] and AAC Weekly Honor Roll [four weeks]) ... set an AAC Tournament championship game record, scoring 33 points on 11-of-24 shooting with eight rebounds against No. 11 Houston (3/17) ... earned AAC Tournament Most Outstanding Player accolades, averaging 23.3 points, 6.0 rebounds and 4.3 assists during the three-game event ... scored 657 points during 2018-19, the 10th most points scored in a season in school history and the most since Sean Kilpatrick (701 points in 2013-14) ... became the 53rd member of Cincinnati's 1,000-point club, finishing the season 20th on the list with 1,363 career points ... ranked among the league leaders in eight categories: points (third at 18.8), three-point field goal percentage (seventh at .388), three-point field goals made (seventh at 2.3), free throw percentage (10th at .773), assists (11th at 3.6), assist-to-turnover ratio (13th at 1.3), minutes played (14th at 32.5) and steals (15th at 1.1) ... scored a career-high 34 points on 9-of-20 shooting, going 14 of 15 from the free throw line with four steals against USF (1/15) ... scored 20 or more points 17 times, most 20-points games in a season since Sean Kilpatrick (19 in 2013-14) ... scored in double figures in 33 of 35 games, leading the Bearcats in scoring 22 times.

**2017-18 Season (Sophomore):** Started all 36 games, averaging 11.5 points, 4.0 rebounds, 2.9 assists, 1.0 steals in 28.9 minutes ... named to The American's Weekly Honor Roll three times (11/20, 1/2, 1/15) ... ranked second on the team, averaging 14.0 points during five postseason games ... registered his first collegiate double-double, scoring a career-high 27 points on 8-of-17 shooting with four three-pointers to go with a career-high 11 rebounds against Georgia State (3/16). It marked the most points scored by a Bearcat in an NCAA Tournament game during the Mick Cronin coaching era (since 2006-07) ... finished the season ranked 24th in the league in scoring (11.5) ... ranked among the league leaders during conference play in assists (12th at 2.9), free throw percentage (15th at .736) and scoring (26th at 11.4) ... tied teammate Jacob Evans III with a team-high 60 three-pointers ... made as many as four three-pointers in six games ... scored 20 points on 6-of-9 shooting with four threes against Western Carolina (11/13) ... made at least one three-pointer in 28 of 36 games, including 15 of 18 conference contests.

## SEASON & CAREER STATISTICS

2019-20 Season		Career	
23 vs. Illinois State, 11/22/19	Pts	34 vs. USF, 1/15/19	
16, 2x (last vs. Iowa, 12/21/19)	FG Atts	25 at Houston, 2/10/19	
7 vs. Tulsa, 1/8/20	FG Made	11, 2x (last vs. Houston, 3/17/19)	
8, 3x (last vs. Iowa, 12/21/19)	3PT-FG Atts	11 vs. Georgia State, 3/16/18	
4 vs. Tulsa, 1/8/20	3PT-FG Made	6, 2x (last vs. Wichita State, 2/17/19)	
17, 2x (last vs. UNLV, 11/30/19)	FT Atts	17, 3x (last vs. UNLV, 11/30/19)	
12, 2x (last vs. UNLV, 11/30/19)	FT Made	14 vs. USF, 1/15/19	
7 vs. Tulsa, 1/8/20	Rebs	11 vs. Georgia State, 3/16/18	
8 vs. Tulsa, 1/8/20	Assts	8, 4x (last vs. Tulsa, 1/8/20)	
2, 3x (last vs. UConn, 1/1/20)	Stls	5 vs. SMU, 3/12/17	
1, 2x (last vs. Colgate, 12/14/19)	Blks	3 vs. ECU, 1/20/18	
36, 2x (last vs. vs. Iowa, 12/21/19)	Mins	42 vs. UConn, 1/12/19	

## MISCELLANEOUS STATISTICS

CATEGORY	2016-17	2017-18	2018-19	2019-20	CAREER
Double-Figure Scoring Games	14	22	33	11	80
Double-Figure Rebounding Games	0	1	0	0	1
Double-Double Games	0	1	0	0	1
20-Point Scoring Games	1	2	17	3	23
Games Led UC in Scoring	6	8	22	5	41
Games Led UC in Rebounding	1	1	6	1	9
Games Led UC in Assists	2	11	20	6	39
Games With 3+ Assists	5	19	24	9	58
Games With 3+ Blocks	0	0	0	0	0
Games With 3+ Steals	4	2	3	0	9
Games With 3+ 3-Pointers	5	8	13	1	27

**2016-17 Season (Freshman):** Played in 35 games as a reserve, averaging 8.3 points, 2.4 rebounds, 1.5 assists and 1.0 steals in 19.1 minutes ... named to The American's All-Rookie Team and selected as The American's Co-Sixth Man of the Year with SMU's Ben Emelogo ... named league's player of the week after a pair of strong performances: scoring a season-high 26 points on 8-of-11 shooting with a season-best six three-pointers against USF (1/29) and tallying 15 points, including 13 in the second half, against No. 24 Xavier (1/26) ... named league's player of the week three times ... shot 52.6 percent (22 of 42) from the field while averaging 11.6 points in five postseason games ... scored in double figures in 14 games ... led the team in scoring in six games.

**Prior to Cincinnati:** Averaged 29.6 points, 7.4 rebounds, 3.6 steals and 3.2 assists while shooting 57.4 percent (303 of 528) from the field as a senior at Wilmington High School ... helped lead the Hurricane to a 27-2 record and the semifinals of the OHSAA Division I playoffs ... finished as the school's all-time leading scorer with 2,383 points ... named a finalist for the Ohio Mr. Basketball Award and a McDonald's All-American nominee ... scored a team-high 15 points and was named most valuable player of the 2016 Ohio-Kentucky All-Star game ... averaged 24.5 points, 7.5 rebounds and 3.3 assists as a junior ... averaged 17.8 points, 5.4 rebounds, 2.0 assists and 1.8 steals during AAU action with King James (Ohio) during the 2015 summer, later earning Third Team All-Peach Jam honors during Nike EYBL action ... earned First Team Associate Press Division I All-Ohio honors as a junior and senior ... ranked at No. 55 on ESPN's Top 100 prospects list ... tabbed as a four-star prospect by Rivals.com, Scout.com and 247 Sports.

**Personal:** Born Sept. 22, 1997 in Wilmington, Ohio ... son of Cheryl and Scott Cumberland ... has two sisters, Ebony and Chastity ... cousin of current Bearcat Jaevin Cumberland ... right-handed ... first name is pronounced "JAIR-in."

## CAREER STATISTICS

			Total		3-Point		F-Throws		Rebounds										Scoring	
Season	gp-gs	min/avg	fg-fga	pct	fg-fga	pct	ft-fga	pct	off	def	tot	avg	pf	fo	ast	to	blk	stl	pts	avg
2016-17	35-0	669/19.1	99-201	.493	38-107	.355	56-87	.644	36	48	84	2.4	63	0	52	35	9	34	292	8.3
2017-18	36-36	1041/28.9	138-337	.409	60-177	.339	78-115	.678	45	98	143	4.0	76	1	103	64	13	37	414	11.5
2018-19	35-35	1136/32.5	207-512	.404	80-206	.388	163-211	.773	40	115	155	4.4	80	1	127	96	14	40	657	18.8
2019-20	13-13	379/29.2	55-142	.387	21-66	.318	49-70	.700	10	37	47	3.6	30	1	48	41	2	14	180	13.8
TOTAL	119-84	3225/27.1	499-1192	.419	199-556	.358	346-483	.716	131	298	429	3.6	249	3	330	236	38	125	1543	13.0



# #34 JARRON CUMBERLAND

GUARD • 6-5 • 210 • SENIOR • 3L • WILMINGTON, OHIO (WILMINGTON HS)

## GAME-BY-GAME STATISTICS

### 2019-20 (SENIOR SEASON)

Opponent	Date	gs	min	Total			3-Pointers		Free throws		Rebounds										
				fg-fga	pct	3fg-fga	pct	ft-fa	pct	off	def	tot	avg	pf	a	t/o	blk	stl	pts	avg	
at Ohio St.	11/06/19	*	33	4-13	.308	0-5	.000	5-9	.556	0	3	3	3.0	2	3	1	0	0	13	13.0	
DRAKE	11/11/19	*	18	4-6	.667	3-4	.750	0-0	.000	0	1	1	2.0	1	1	2	0	1	11	12.0	
vs Illinois State	11/22/19	*	33	5-16	.313	1-8	.125	12-17	.706	1	1	2	2.0	3	1	3	0	2	23	15.7	
vs Bowling Green	11/24/19	*	27	4-9	.444	1-4	.250	2-6	.333	1	3	4	2.5	2	1	4	0	1	11	14.5	
UNLV	11/30/19	*	37	3-12	.250	2-6	.333	12-17	.706	0	6	6	3.2	1	5	3	0	1	20	15.6	
VERMONT	12/03/19	*	18	3-8	.375	2-3	.667	0-0	.000	0	2	2	3.0	2	3	3	1	1	8	14.3	
at Xavier	12/07/19	*	31	4-14	.286	1-8	.125	2-2	1.000	2	3	5	3.3	4	4	4	0	0	11	13.9	
COLGATE	12/14/19	*	30	2-8	.250	1-4	.250	3-3	1.000	1	5	6	3.6	2	4	3	1	1	8	13.1	
TENNESSEE	12/18/19	*	22	4-9	.444	1-5	.200	1-1	1.000	0	2	2	3.4	5	4	6	0	2	10	12.8	
vs Iowa	12/21/19	*	36	6-16	.375	3-8	.375	3-4	.750	0	1	1	3.2	2	3	2	0	1	18	13.3	
UCONN	01/01/20	*	34	5-10	.500	1-2	.500	4-6	.667	1	1	2	3.1	0	5	1	0	2	15	13.5	
at Tulane	01/04/20	*	33	4-8	.500	1-3	.333	1-1	1.000	3	3	6	3.3	3	6	4	0	1	10	13.2	
TULSA	01/08/20	*	27	7-13	.538	4-6	.667	4-4	1.000	1	6	7	3.6	3	8	5	0	1	22	13.8	
Totals			13	379	55-142	387	21-66	318	49-70	.700	10	37	47	3.6	30	48	41	2	14	180	13.8

### 2017-18 (SOPHOMORE SEASON)

Opponent	Date	gs	min	Total		3-Pointers		Free throws		Rebounds					pf	a	t/o	blk	stl	pts	avg
				fg-fga	pct	3fg-fga	pct	ft-fa	pct	off	def	tot	avg								
SAVANNAH STATE	11/10/17	*	24	4-11	.364	1-5	.200	1-2	.500	4	3	7	7.0	0	5	0	0	1	10	10.0	
WESTERN CAROLINA	11/13/17	*	23	6-9	.667	4-6	.667	4-4	1.000	0	2	2	4.5	1	2	3	0	0	20	15.0	
COPPIN STATE	11/16/17	*	25	7-14	.500	4-10	.400	1-4	.250	1	8	9	6.0	0	3	0	1	0	19	16.3	
vs Buffalo	11/20/17	*	33	5-11	.455	0-1	.000	4-7	.571	3	3	6	6.0	4	2	7	1	1	14	15.8	
vs Richmond	11/21/17	*	18	2-7	.286	2-5	.400	0-0	.000	2	3	5	5.8	0	0	1	1	2	6	13.8	
vs Wyoming	11/22/17	*	25	2-6	.333	1-2	.500	1-2	.500	0	2	2	5.2	2	1	0	1	1	6	12.5	
ALABAMA STATE	11/27/17	*	23	1-5	.200	0-3	.000	0-0	.000	0	0	0	4.4	1	4	2	0	0	2	11.0	
at Xavier	12/02/17	*	26	5-12	.417	2-5	.400	3-4	.750	0	0	0	3.9	4	0	2	1	1	15	11.5	
vs Florida	12/09/17	*	29	4-12	.333	2-6	.333	0-1	.000	1	1	2	3.7	4	2	2	2	1	10	11.3	
MISSISSIPPI ST.	12/12/17	*	30	1-8	.125	1-4	.250	4-6	.667	1	4	5	3.8	0	3	2	1	0	7	10.9	
at UCLA	12/16/17	*	31	4-8	.500	2-3	.667	0-5	.000	0	4	4	3.8	3	5	1	0	1	10	10.8	
UA-PINE BLUFF	12/19/17	*	14	2-4	.500	0-2	.000	0-0	.000	0	3	3	3.8	1	1	3	0	1	4	10.3	
CLEVELAND STATE	12/21/17	*	29	5-14	.357	2-6	.333	4-4	1.000	2	2	4	3.8	3	4	2	0	3	16	10.7	
MEMPHIS	12/31/17	*	29	6-9	.667	2-3	.667	1-1	1.000	2	6	8	4.1	2	4	1	1	2	15	11.0	
at Temple	01/04/18	*	36	0-6	.000	0-4	.000	0-2	.000	0	6	6	4.2	1	3	0	0	0	0	10.3	
SMU	01/07/18	*	33	4-13	.308	2-8	.250	4-4	1.000	0	4	4	4.2	1	4	4	0	2	14	10.5	
at USF	1/13/18	*	21	7-11	.636	4-7	.571	0-0	.000	0	3	3	4.1	4	1	1	0	0	18	10.9	
at UCF	1/16/18	*	34	1-4	.250	1-3	.333	2-4	.500	1	1	2	4.0	1	4	3	0	1	5	10.6	
ECU	01/20/18	*	28	4-9	.444	1-4	.250	5-6	.833	2	2	4	4.0	3	2	1	0	3	14	10.8	
TEMPLE	01/24/18	*	25	5-13	.385	1-6	.167	2-2	1.000	1	0	1	3.9	1	0	1	0	1	13	10.9	
at Memphis	1/27/18	*	36	3-7	.429	1-3	.333	0-0	.000	2	3	5	3.9	4	2	2	0	1	7	10.7	
HOUSTON	01/31/18	*	31	4-10	.400	0-2	.000	7-10	.700	2	2	4	3.9	3	4	4	1	1	15	10.9	
at UCONN	2/3/18	*	29	2-8	.250	2-8	.250	2-5	.400	0	4	4	3.9	2	1	1	0	0	8	10.8	
UCF	02/06/18	*	26	3-6	.500	2-3	.667	1-2	.500	1	5	6	4.0	3	4	1	0	0	9	10.7	
at SMU	02/11/18	*	25	4-7	.571	1-4	.250	3-4	.750	1	2	3	4.0	0	4	0	4	0	2	12	10.8
at Houston	2/15/18	*	37	3-9	.333	2-6	.333	6-7	.857	3	1	4	4.0	2	1	1	1	0	14	10.9	
WICHITA STATE	02/18/18	*	34	7-17	.412	3-10	.300	1-1	1.000	0	2	2	3.9	3	3	0	2	18	11.1		
UCONN	02/22/18	*	30	3-10	.300	1-7	.143	0-0	.000	0	4	4	3.9	2	3	0	1	1	7	11.0	
TULSA	02/25/18	*	34	6-10	.600	4-7	.571	1-1	1.000	1	4	5	3.9	1	8	3	0	2	17	11.2	
at Tulane	03/01/18	*	22	2-5	.400	0-2	.000	4-4	1.000	0	1	1	3.8	2	5	3	0	1	8	11.1	
at Wichita State	03/04/18	*	37	5-10	.500	1-3	.333	0-0	.000	1	2	3	3.8	2	1	0	1	1	11	11.1	
vs SMU	03/09/18	*	34	0-4	.000	0-2	.000	0-1	.000	2	3	5	3.8	1	8	1	1	0	1	10.8	
vs Memphis	3-10-18	*	32	5-9	.556	4-6	.667	4-8	.500	1	2	3	3.8	4	5	1	0	0	18	11.0	
vs Houston	3-11-18	*	31	3-5	.600	0-1	.000	2-2	1.000	0	1	1	3.7	4	1	4	0	0	8	10.9	
vs Georgia State	03-16-18	*	40	8-17	.471	4-11	.364	7-8	.875	8	3	11	3.9	1	2	1	0	2	27	11.3	
vs Nevada	03-18/18	*	27	5-17	.294	3-9	.333	4-4	1.000	3	2	5	4.0	5	3	0	0	1	17	11.5	
Totals			36	1041	138-337	409	60-177	339	78-115	.678	45	98	143	4.0	76	103	64	13	37	414	11.5

### 2018-19 (JUNIOR SEASON)

Opponent	Date	gs	min	Total		3-Pointers		Free throws		Rebounds										
				fg-fga	pct	3fg-fga	pct	ft-fa	pct	off	def	tot	avg	pf	a	t/o	blk	stl	pts	avg
OHIO ST.	11/07/18	*	23	7-17	.412	3-7	.429	5-7	.714	0	2	2	2.0	2	2	4	0	1	22	22.0
N.C. CENTRAL	11/13/18	*	24	4-9	.444	2-5	.400	0-1	.000	0	2	2	2.0	1	3	3	1	2	10	16.0
MILWAUKEE	11/16/18	*	26	5-13	.385	2-6	.333	2-2	1.000	1	4	5	3.0	3	1	3	0	0	14	15.3
WESTERN MICH.	11/19/18	*	32	11-19	.579	4-7	.571	1-1	1.000	0	0	0	2.3	2	6	2	0	2	27	18.3
vs George Mason	11/23/18	*	31	2-11	.182	1-2	.500	6-8	.750	0	6	6	3.0	1	1	3	2	3	11	16.8
vs Ole Miss	11/24/18	*	33	5-17	.294	2-8	.250	13-14	.929	1	2	3	3.0	1	2	0	2	0	25	18.2
ARK.-PINE BLUFF	11/27/18	*	14	4-6	.667	2-3	.667	0-0	.000	0	2	2	2.9	0	6	2	0	1	10	17.0
at UNLV	12/01/18	*	25	1-5	.200	1-2	.500	0-0	.000	0	2	2	2.8	5	2	1	0	2	3	15.3
NORTHERN KY.	12/04/18	*	30	4-9	.444	2-4	.500	2-4	.500	0	1	1	2.6	1	5	3	0	0	12	14.9
XAVIER	12/08/18	*	36	7-15	.467	3-6	.500	2-3	.667	2	2	4	2.7	3	4	1	1	2	19	15.3
at Mississippi State	12/15/18	*	37	7-16	.438	2-5	.400	5-5	1.000	2	2	4	2.8	2	0	5	0	2	21	15.8
UCLA	12/19/18	*	27	9-17	.529	4-5	.800	3-4	.750	3	2	5	3.0	3	2	2	0	2	25	16.6
SOUTH CAROLINA ST.	12/22/18	*	25	4-8	.500	4-8	.500	0-0	.000	0	2	2	2.9	2	4	3	1	3	12	16.2
TULANE	01/02/19	*	31	6-10	.600	3-5	.600	7-8	.875	1	6	7	3.2	2	5	0	1	0	22	16.6
at ECU	01/05/19	*	33	7-15	.467	2-6	.333	2-3	.667	3	2	5	3.3	3	4	3	0	0	18	16.7
at Tulsa	01/10/19	*	35	5-16	.313	2-8	.250	2-3	.667	0	2	2	3.3	4	4	0	0	14	16.6	
UCONN	01/12/19	*	42	5-14	.357	1-4	.250	11-12	.917	1	5	6	3.4	2	7	2	0	2	22	16.9
SOUTH FLA.	01/15/19	*	39	9-20	.450	2-7	.286	14-16	.875	0	2	2	3.3	2	3	4	0	4	34	17.8
at Wichita St.	01/19/19	*	38	5-17	.294	2-5	.400	6-10	.600	1	6	7	3.5	2	2	5	0	0	18	17.8
TULSA	01/24/19	*	33	8-14	.571	5-10	.500	2-5	.400	2	2	4	3.6	2	5	2	0	0	23	18.1
at Temple	01/27/19	*	38	6-17	.353	1-7	.143	12-17	.706	2	6	8	3.8	3	3	2	0	1	25	18.4
SMU	02/02/19	*	34	9-18	.500	5-10	.500	1-2	.500	2	7	9	4.0	2	5	0	0	0	24	18.7
at Memphis	02/07/19	*	35	4-11	.364	2-6	.333	7-10	.700	2	4	6	4.1	2	6	3	1	1	17	16.8
at Houston	02/10/19	*	29	9-25	.360	4-8	.500	5-6	.833	1	3	4	4.1	3	0	2	0	2	27	19.0
WICHITA ST.	02/17/19	*	37	8-20	.400	6-10	.600	5-5	1.000	1	5	6	4.2	2	5	3	0	1	27	19.3
UCF	02/21/19	*	38	3-13	.231	1-1	1.000	4-4	1.000	3	4	7	4.3	2	6	4	2	1	11	19.0
at UConn	02/24/19	*	35	3-9	.333	0-4	.000	2-2	1.000	2	3	5	4.3	2	3	4	0	2	8	18.6
at SMU	02/27/19	*	35	4-13	.308	0-4	.000	4-5	.800	2	5	7	4.4	4	4	2	0	0	12	18.3
MEMPHIS	03/02/19	*	34	6-12	.500	1-5	.200	13-16	.813	1	5	6	4.4	3	3	3	1	1	26	18.6
at UCF	03/07/19	*	36	5-18	.278	0-3	.000	0-1	.000	0	4	4	4.4	2	5	0	0	0	10	18.3
HOUSTON	03/10/19	*	29	4-11	.364	3-7	.429	9-12	.750	3	3	3	4.4	3	1	3	1	0	20	18.4
vs SMU	03/15/19	*	40	10-20	.500	3-8	.375	3-4	.750	1	3	4	4.4	1	8	2	1	1	26	18.6
vs Wichita St.	03/16/19	*	28	3-16	.188	1-4	.250	4-6	.667	4	2	6	4.4	4	4	5	0	1	11	18.4
vs Houston	03/17/19	*	35	11-24	.458	1-7	.143	10-13	.769	2	6	8	4.5	3	1	2	0	1	33	18.8
vs Iowa	03/22/19	*	39	7-17	.412	3-9	.333	1-2	.500	0	1	1	4.4	1	4	0	2	0	18	18.8
Totals			35	1136	207-512	404	80-206	188	163-211	.773	40	115	155	4.4	80	127	96	140	657	18.8





# #35 JAUME "JAY" SOROLLA

CENTER • 7-0 • 260 • GRADUATE • TR • BARCELONA, SPAIN (SUNRISE CHRISTIAN ACADEMY/VALPARAISO)

## MOMENTS

- » Scored a career-high 17 points against Southern Illinois (1/6/18).
- » Posted a double-double with 11 points and 10 rebounds vs. Oakland (1/6/17).
- » Grabbed a game-high nine rebounds at No. 5 Kentucky (12/7/16).

**2019-20 Season (Grad Transfer):** Netted a season-high nine points on 4-of-4 shooting with four rebounds in 19 minutes vs. Tennessee (12/18) ... returned to action after sitting out the six games with a foot injury against Colgate (12/14), grabbing three rebounds and handing out two assists in 11 minutes ... tallied eight points and six rebounds in 17 minutes vs. Drake (11/11) ... posted six points, four rebounds and a pair of assists in 23 minutes at NO. 18 Ohio State (11/6) ... tallied six points, three rebounds and a block in 13 minutes in exhibition win over Thomas More (10/31).

**Prior to Cincinnati:** Graduate transfer who played mostly as reserve at Valparaiso in 2018-19, averaging 4.1 points, 3.1 rebounds and 1.2 blocks while shooting 51.1 percent from the floor in 17.5 minutes ... saw action in 27 games with seven starts ... tallied a season-best 13 points on 6-of-7 shooting with five blocks and four rebounds against Drake on Jan. 26, 2019 ... played in 30 games with 14 starts, averaging 4.9 points, 3.4 rebounds and 1.1 blocks in 16.3 minutes as a sophomore in 2017-18 ... scored a career-high 17 points on 5-of-6 shooting from the field and 7-of-8 shooting from the foul line against Southern Illinois (1/6/18) ... grabbed a team-best 10 rebounds at No. 21 Purdue (12/9/17) ... tallied 16 points with eight rebounds and two blocks against Utah State (11/28/17) ... played in 32 games with nine starts, averaging 5.2 points, 4.4 rebounds and 0.9 blocks in 15.8 minutes as a freshman in 2016-17 ... grabbed a game-high nine rebounds off the bench at No. 5 Kentucky (12/7/16) ... pulled down 11 points and 10 rebounds against Oakland (1/6/17) ... played one season at Sunrise Christian Academy in Wichita, Kan., prior to his three seasons at Valparaiso ... represented Spain in several FIBA competitions, most recently at the 2016 U20 European Championship, helping his squad win the title while averaging 4.7 points and 2.1 rebounds ... also played for Spain at the U16 and U18 European Championships and was a member of Spain's team at the 2014 U17 World Championships where he averaged 7.3 points and 4.6 rebounds.

**Personal:** Born Feb. 18, 1997 in Tortosa, Spain ... son of Ada and Paco Sorolla ... has one brothers, Joan ... father and brother played professional basketball in Spain ... right-handed.

## SEASON & CAREER STATISTICS

2019-20 Season			Career		
9 vs. Tennessee, 12/18/19	Pts	17 vs. Southern Illinois, 1/6/18#			
5, 3x (last vs. UConn, 1/1/20)	FG Atts	11, 3x (last vs. Purdue Northwest, 12/29/18)#			
4 vs. Tennessee, 12/18/19	FG Made	6, 3x (last vs. Drake, 1/26/19)#			
0	3PT-FG Atts	1, 4x (last vs. Loyola Chicago, 3/8/19)#			
0	3PT-FG Made	1, 2x (last vs. Loyola Chicago, 3/8/19)#			
3 vs. UConn, 1/1/20	FT Atts	8 vs. Southern Illinois, 1/6/18#			
2 vs. Drake, 11/11/19	FT Made	7 vs. Southern Illinois, 1/6/18#			
6 vs. Drake, 11/11/19	Rebs	12 vs. Indiana State, 12/17/16#			
2, 3x (last vs. Colgate, 12/14/19)	Assts	3 vs. Cleveland State, 2/9/17#			
1 vs. Iowa, 12/21/19	Stls	3, 2x (last at Texas A&M, 12/19/18)#			
1, 2x (last vs. Tulsa, 1/8/20)	Blks	5 vs. Drake, 1/26/19#			
23 at Ohio State, 11/6/19	Mins	33 vs. Santa Clara, 12/22/16#			
# - Statistics from playing career at Valparaiso					

## MISCELLANEOUS STATISTICS

CATEGORY	2016-17	2017-18	2018-19	2019-20	CAREER
Double-Figure Scoring Games	5	3	2	0	10
Double-Figure Rebounding Games	2	1	0	0	3
Double-Double Games	1	0	0	0	1
20-Point Scoring Games	0	0	0	0	0
Games Led Team in Scoring	0	1	0	0	1
Games Led Team in Rebounding	3	2	3	0	8
Games Led Team in Assists	1	0	1	0	2
Games With 3+ Assists	1	0	0	0	1
Games With 3+ Blocks	3	4	6	0	13
Games With 3+ Steals	0	1	1	0	2
Games With 3+ 3-Pointers	0	0	0	0	0

## CAREER STATISTICS

			Total		3-Point		F-Throws		Rebounds											Scoring	
Season	gp-gs	min/avg	fg-fga	pct	fg-fga	pct	ft-fa	pct	off	def	tot	avg	pf	fo	ast	to	blk	stl	pts	avg	
2016-17*	32-9	611/19.1	65-136	.478	0-1	.000	35-50	.700	51	89	140	4.4	63	1	21	26	30	5	165	5.2	
2017-18*	30-14	488/16.3	55-101	.545	0-1	.000	37-48	.771	44	59	103	3.4	74	7	7	25	32	11	147	4.9	
2018-19*	27-7	472/17.5	47-92	.511	2-2	1.000	16-26	.615	26	59	85	3.1	65	2	14	28	33	10	112	4.1	
2019-20	9-0	120/13.3	16-27	.593	0-0	.000	5-9	.556	8	21	29	3.2	11	0	8	4	2	1	37	4.1	
TOTAL	9-0	120/13.3	16-27	.593	0-0	.000	5-9	.556	8	21	29	3.2	11	0	8	4	2	1	37	4.1	
All*	98-30	1691/17.3	183-356	.514	2-4	.500	93-133	.699	129	228	357	3.6	213	10	50	83	97	27	461	4.7	

\* Statistics from prior team/school



# #35 JAUME “JAY” SOROLLA

CENTER • 7-0 • 260 • GRADUATE • TR • BARCELONA, SPAIN (SUNRISE CHRISTIAN ACADEMY/VALPARAISO)

## GAME-BY-GAME STATISTICS

### 2019-20 (GRAD TRANSFER SEASON - CINCINNATI)

Opponent	Date	gs	min	Total		3-Pointers		Free throws		Rebounds				pf	a	t/o	blk	stl	pts	avg
				fg-fga	pct	3fg-fga	pct	ft-fa	pct	off	def	tot	avg							
at Ohio St.	11/06/19	23	3-3	1,000	0-0	.000	0-0	.000	1	3	4	4.0	3	2	1	0	0	6	6.0	
DRAKE	11/11/19	17	3-5	.600	0-0	.000	2-2	1,000	3	3	6	5.0	2	2	1	0	0	8	7.0	
ALABAMA A&M	11/14/19	13	2-3	.667	0-0	.000	1-2	.500	1	4	5	5.0	1	1	0	1	0	5	6.3	
COLGATE	12/14/19	11	0-2	.000	0-0	.000	0-0	.000	0	3	3	4.5	0	2	0	0	0	0	4.8	
TENNESSEE	12/18/19	19	4-4	1,000	0-0	.000	1-2	.500	2	2	4	4.4	1	1	1	0	0	9	5.6	
vs Iowa	12/21/19	11	1-2	.500	0-0	.000	0-0	.000	1	3	4	4.3	2	0	0	0	1	2	5.0	
UCONN	01/01/20	12	2-5	.400	0-0	.000	1-3	.333	0	2	2	4.0	2	0	0	0	0	5	5.0	
at Tulane	01/04/20	3	0-0	.000	0-0	.000	0-0	.000	0	0	0	3.5	0	0	0	0	0	0	4.4	
TULSA	01/08/20	11	1-3	.333	0-0	.000	0-0	.000	0	1	1	3.2	0	0	1	1	0	2	4.1	
Totals		0	120	16-27	.593	0-0	.000	5-9	.556	8	21	29	3.2	11	8	4	2	1	37	4.1

### 2017-18 (SOPHOMORE SEASON - VALPARAISO)

Opponent	Date	gs	min	Total		3-Pointers		Free throws		Rebounds				pf	a	t/o	blk	stl	pts	avg
				fg-fga	pct	3fg-fga	pct	ft-fa	pct	off	def	tot	avg							
NORTH PARK	11-10-1	dnp	-	-	-	-	-	-	-	-	-	-	-	-	-	-	-	-	-	-
TRINITYCHRISTIAN	11-13-1	dnp	-	-	-	-	-	-	-	-	-	-	-	-	-	-	-	-	-	-
at SIUE	11/15/1	* 15	4-6	.667	0-0	.000	0-0	.000	0	1	1	1.0	0	0	1	0	1	0	8	8.0
SELOUISIANA	11-19-1	* 14	1-3	.333	0-0	.000	0-0	.000	1	1	2	1.5	4	0	2	1	0	2	5.0	
SAMFORD	11-21-1	* 12	1-2	.500	0-0	.000	0-0	.000	2	1	3	2.0	1	1	1	1	0	2	4.0	
vs Kent State	11/24/1	* 9	0-0	.000	0-0	.000	0-0	.000	0	0	0	1.5	2	0	0	0	0	0	3.0	
vs UNCW	11/25/1	* 27	4-8	.500	0-0	.000	0-0	.000	2	6	8	2.8	3	1	1	2	0	8	4.0	
UTAH STATE	11-28-1	* 25	5-6	.833	0-0	.000	6-7	.857	4	4	8	3.7	2	0	0	2	1	16	6.0	
at #21/21 Purdue	12/07/1	* 21	2-6	.333	0-0	.000	0-0	.000	4	6	10	4.6	2	0	0	0	1	4	5.7	
at Ball State	12/9/17	* 9	2-3	.667	0-1	.000	0-0	.000	1	1	2	4.3	2	1	0	1	0	4	5.5	
at Northwestern	12/14/1	* 18	2-4	.500	0-0	.000	0-0	.000	1	1	2	4.0	2	0	3	1	0	4	5.3	
at Santa Clara	12/18/1	* 18	2-7	.286	0-0	.000	0-1	.000	3	1	4	4.0	3	0	0	1	0	4	5.2	
at UC Riverside	12/20/1	* 17	2-3	.667	0-0	.000	2-2	1.00	3	1	4	4.0	2	1	2	0	0	6	5.3	
at Indiana State	12-28-1	* 12	1-1	1.00	0-0	.000	0-0	.000	2	0	2	3.8	2	0	1	0	1	2	5.0	
MISSOURI STATE	12-31-1	* 18	1-2	.500	0-0	.000	1-2	.500	0	1	1	3.6	1	0	1	1	0	3	4.8	
at Bradley	01-03-1	* 12	0-2	.000	0-0	.000	3-4	.750	2	0	2	3.5	2	0	0	0	1	3	4.7	
SOUTHERN ILLINOIS	01-06-1	12	5-6	.833	0-0	.000	7-8	.875	3	2	5	3.6	2	0	1	0	0	17	5.5	
DRAKE	01-10-1	17	3-5	.600	0-0	.000	3-4	.750	1	1	2	3.5	1	1	0	1	1	9	5.8	
at UNI	01/13/1	15	4-4	1.00	0-0	.000	1-1	1.00	0	3	3	3.5	4	0	0	1	0	9	5.9	
at Missouri State	01/17/1	19	0-3	.000	0-0	.000	1-2	.500	1	3	4	3.5	4	0	1	1	0	1	5.7	
LOYOLACHICAGO	01-21-1	6	0-1	.000	0-0	.000	0-0	.000	1	1	2	3.4	0	0	0	0	0	0	5.4	
EVANSVILLE	01-24-1	17	0-1	.000	0-0	.000	2-2	1.00	3	0	3	3.4	1	0	1	3	0	2	5.2	
at Illinois State	01/27/1	10	0-2	.000	0-0	.000	0-0	.000	1	0	1	3.3	2	0	2	0	0	0	5.0	
INDIANASTATE	01-31-1	16	0-0	.000	0-0	.000	1-2	.500	0	5	5	3.4	3	1	0	0	0	1	4.8	
at Southern Illinois	2/3/18	18	3-3	1.00	0-0	.000	0-0	.000	2	2	4	3.4	4	0	2	1	0	6	4.8	
at Evansville	2/7/18	30	1-3	.333	0-0	.000	2-2	1.00	0	4	4	3.4	2	0	1	4	3	4	4.8	
ILLINOIS STATE	02-11-1	8	0-1	.000	0-0	.000	0-1	.000	0	1	1	3.3	2	0	1	1	0	0	4.6	
at Loyola Chicago	02/14/1	25	6-7	.857	0-0	.000	0-0	.000	2	3	5	3.4	5	0	0	3	0	12	4.9	
BRADLEY	02/17/1	23	2-3	.667	0-0	.000	4-4	1.00	0	2	2	3.3	4	1	1	4	1	8	5.0	
UNI	02/20/1	15	0-2	.000	0-0	.000	1-2	.500	1	2	3	3.3	5	0	2	1	1	1	4.9	
at Drake	02/24/1	14	2-4	.500	0-0	.000	0-0	.000	3	4	7	3.4	3	0	1	0	0	4	4.8	
vs Missouri State	3/1/18	16	2-3	.667	0-0	.000	3-4	.750	1	2	3	3.4	4	0	0	2	0	7	4.9	
Totals		14	488	55-101	.545	0-1	.000	37-48	.771	44	59	103	3.4	74	7	25	32	11	147	4.9

### 2018-19 (JUNIOR SEASON - VALPARAISO)

Opponent	Date	gs	min	Total		3-Pointers		Free throws		Rebounds				pf	a	t/o	blk	stl	pts	avg
				fg-fga	pct	3fg-fga	pct	ft-fa	pct	off	def	tot	avg							
at West Virginia	11/24/1		dnp																	
at UNLV	11/28/1	9	1-3	.333	0-0	.000	0-0	.000	3	0	3	3.0	2	0	1	0	0	2	2.0	
UC RIVERSIDE	12/02/1	11	1-1	1.00	0-0	.000	0-0	.000	0	0	0	1.5	2	0	1	0	0	2	2.0	
HIGH POINT	12/04/1	14	0-1	.000	0-0	.000	0-0	.000	0	2	2	1.7	0	0	1	2	0	0	1.3	
at George Washington	12/08/1	3	0-0	.000	0-0	.000	0-0	.000	0	0	0	1.3	0	0	0	0	0	0	1.0	
BALL ST.	12/17/1	25	1-5	.200	0-0	.000	1-1	1.00	2	4	6	2.2	5	1	0	1	1	3	1.4	
at Texas A&M	12/19/1	10	1-2	.500	0-0	.000	0-0	.000	1	2	3	2.3	4	0	1	0	3	2	1.5	
PURDUE NORTHWEST	12/29/1	23	5-11	.455	0-0	.000	1-4	.250	5	4	9	3.3	2	2	2	2	0	11	2.9	
ILLINOIS ST.	01/02/1	15	1-2	.500	0-0	.000	1-2	.500	0	2	2	3.1	2	0	1	0	1	3	2.9	
at Missouri State	01/05/1	20	4-5	.800	0-0	.000	1-2	.500	1	5	6	3.4	4	1	1	1	0	9	3.6	
BRADLEY	01/08/1	22	2-3	.667	1-1	1.00	1-2	.500	0	3	3	3.4	3	2	1	0	0	6	3.8	
at Southern Illinois	1/12/19	14	3-4	.750	0-0	.000	1-2	.500	1	0	1	3.2	2	0	1	1	0	7	4.1	
at Loyola Chicago	01/15/1	21	1-2	.500	0-0	.000	0-0	.000	1	2	3	3.2	0	0	1	3	0	2	3.9	
UNI	01/19/1	14	2-2	1.00	0-0	.000	0-0	.000	2	1	3	3.2	1	1	2	1	1	4	3.9	
at Indiana St.	01/23/1	19	1-3	.333	0-0	.000	0-0	.000	0	3	3	3.1	2	2	3	0	0	2	3.8	
DRAKE	01/26/1	* 28	6-7	.857	0-0	.000	1-1	1.00	1	3	4	3.2	2	1	2	5	0	13	4.4	
MISSOURI STATE	01/29/1	24	1-4	.250	0-0	.000	1-2	.500	0	6	6	3.4	5	0	1	3	2	3	4.3	
at Evansville	2/2/19	12	1-1	1.00	0-0	.000	0-0	.000	0	0	0	3.2	2	0	1	1	0	2	4.2	
at Illinois St.	02/05/1	12	0-1	.000	0-0	.000	0-0	.000	0	3	3	3.2	3	0	0	0	0	0	3.9	
LOYOLACHICAGO	02/10/1	21	1-5	.200	0-0	.000	0-0	.000	1	3	4	3.2	2	0	0	3	0	2	3.8	
INDIANAST.	02/13/1	14	1-2	.500	0-0	.000	0-0	.000	0	2	2	3.2	2	0	1	0	0	2	3.8	
at Drake	02/16/1	16	3-5	.600	0-0	.000	1-2	.500	2	4	6	3.3	4	0	1	0	1	7	3.9	
SOUTHERN ILLINOIS	02/23/1	* 24	3-5	.600	0-0	.000	2-2	1.00	1	1	2	3.2	3	2	1	3	0	8	4.1	
at UNI	02/23/1	* 18	1-3	.333	0-0	.000	1-2	.500	1	2	3	3.2	4	0	0	1	0	3	4.0	
at Bradley	02-27-1	* 17	1-4	.250	0-0	.000	2-2	1.00	0	2	2	3.2	2	1	1	1	0	4	4.0	
EVANSVILLE	03/02/1	* 19	1-3	.333	0-0	.000	0-0	.000	1	2	3	3.2	3	0	0	2	0	2	4.0	
vs Indiana St.	3/7/19	* 21	1-2	.500	0-0	.000	2-2	1.00	0	3	3	3.2	1	1	1	0	1	4	4.0	
vs Loyola Chicago	3/8/19	* 26	4-6	.667	1-1	1.00	0-0	.000	3	0	3	3.1	3	0	3	3	0	9	4.1	
Totals		7	472	47-92	.511	2-2	1.00	16-26	.615	26	59	85	3.1	65	14	28	33	10	112	4.1



# #44 ADAM COOK

FORWARD • 6-6 • 180 • FRESHMAN • HS • MARYSVILLE, OHIO (MARYSVILLE HS)

**Prior to Cincinnati:** Earned varsity letters in basketball and track as a junior and senior at Marysville High School ... helped the Monarchs boys basketball team to a 15-7 mark as a senior during the 2015-16 season ... advanced to Ohio regionals in track as a member 4x800m relay team ... owns the triple jump record at Marysville High School.

**Personal:** Born May 22, 1997 in Bellefaine, Ohio ... son of Carrie and Ty Cook ... has one sister, Haley, and one brother, Ryan .... mother played basketball at the University of Findlay ... father ran track at the University of Findlay ... uncle, Eric Hanna, played basketball at Ohio State ... right-handed.

## SEASON & CAREER STATISTICS

2019-20 SEASON	CAREER
0	Pts 0
0	FG Atts 0
0	FG Made 0
0	3PT-FG Atts 0
0	3PT-FG Made 0
0	FT Atts 0
0	FT Made 0
0	Rebs 0
0	Assts 0
0	Stls 0
0	Blks 0
0	Mins 0

## MISCELLANEOUS STATISTICS

CATEGORY	2019-20	CAREER
Double-Figure Scoring Games	0	0
Double-Figure Rebounding Games	0	0
Double-Double Games	0	0
20-Point Scoring Games	0	0
Games Led Team in Scoring	0	0
Games Led Team in Rebounding	0	0
Games Led Team in Assists	0	0
Games With 3+ Assists	0	0
Games With 3+ Blocks	0	0
Games With 3+ Steals	0	0
Games With 3+ Three-Pointers	0	0

## GAME-BY-GAME STATISTICS

2019-20 (JUNIOR SEASON)

## CAREER STATISTICS



# #45 ROB BANKS

FORWARD • 6-5 • 200 • FRESHMAN • HS • BRACKNELL, ENGLAND (GOULD ACADEMY [MAINE])

**Prior to Cincinnati:** Averaged 13.5 points, 6.0 rebounds during the 2018-19 season at Gould Academy, a prep school in Bethel, Maine ... played three seasons of club basketball for the Thames Valley Cavaliers in London, England, averaging 19.5 points, 3.9 rebound and 2.9 assists in the final season (2017-18) ... Played Great Britain U16 and U17 and was selected to play on the U18 squad but was held out due to injury.

**Personal:** Born Jan. 5, 2000 in Sydney, Australia ... son of Moirah Van Niekerk and Robert Banks ... has two sisters, Aaliyah and Chloe, and two brothers, Ruben and Ryan ... has two uncles that previous played Rugby for the Zimbabwe national team in the 1990s ... right-handed.

## SEASON & CAREER STATISTICS

2019-20 SEASON		CAREER
0	Pts	0
0	FG Atts	0
0	FG Made	0
0	3PT-FG Atts	0
0	3PT-FG Made	0
0	FT Atts	0
0	FT Made	0
0	Rebs	0
0	Assts	0
0	Stls	0
0	Blks	0
0	Mins	0

## MISCELLANEOUS STATISTICS

CATEGORY	2019-20	CAREER
Double-Figure Scoring Games	0	0
Double-Figure Rebounding Games	0	0
Double-Double Games	0	0
20-Point Scoring Games	0	0
Games Led Team in Scoring	0	0
Games Led Team in Rebounding	0	0
Games Led Team in Assists	0	0
Games With 3+ Assists	0	0
Games With 3+ Blocks	0	0
Games With 3+ Steals	0	0
Games With 3+ Three-Pointers	0	0

## GAME-BY-GAME STATISTICS

### 2019-20 (JUNIOR SEASON)

Opponent	Date	gs	min	Total		3-Pointers		Free throws		Rebounds				pf	a	t/o	blk	stl	pts	avg
				fg-fga	pct	3fg-fga	pct	ft-fa	pct	off	def	tot	avg							
DRAKE	11/11/19	1		0-0	.000	0-0	.000	0-0	.000	0	0	0	0.0	0	0	0	0	0	0	0.0
ALABAMA A&M	11/14/19	1		0-0	.000	0-0	.000	0-0	.000	0	0	0	0.0	0	0	0	0	0	0	0.0
Totals		0	2	0-0	.000	0-0	.000	0-0	.000	0	0	0	0.0	0	0	0	0	0	0	0.0

## CAREER STATISTICS

Season	gp-gs	min/avg	Total		3-Point		F-Throws		Rebounds											Scoring	
			fg-fga	pct	fg-fga	pct	ft-fa	pct	off	def	tot	avg	pf	fo	ast	to	blk	stl	pts	avg	
2019-20	2-0	2/1.0	0-0	.000	0-0	.000	0-0	.000	0	0	0	0.0	0	0	0	0	0	0	0	0.0	
TOTAL	2-0	2/1.0	0-0	.000	0-0	.000	0-0	.000	0	0	0	0.0	0	0	0	0	0	0	0	0.0	



# 2019-20 BOX SCORES

## GAME 1 • NOV. 6, 2019 RV/-- CINCINNATI (56) AT 18/16 OHIO STATE (64) VALUE CITY ARENA (COLUMBUS, OHIO)

### Cincinnati 56 • 0-1,0-0 AAC

#	Player		Total		3-Ptr	Rebounds			PF	TP	A	TO	Bk	Stl	Min	
			FG-FGA	FG-FGA	FT-FTA	Off	Def	Tot								
13	SCOTT, Tre	f	0-7	0-2	3-4	6	6	12	3	3	2	2	0	0	32	
33	VOGT, Chris	c	2-5	0-0	0-2	1	3	4	5	4	0	1	1	0	13	
00	McNEAL, Chris	g	4-12	1-6	1-1	1	3	4	3	10	1	2	0	4	34	
02	WILLIAMS, Keith	g	5-10	2-3	1-2	2	0	2	2	13	0	3	0	1	28	
34	CUMBERLAND, Jarron	g	4-13	0-5	5-9	0	3	3	2	13	3	1	0	0	33	
01	DAVENPORT, Jeremiah		0-0	0-0	3-3	1	1	2	4	3	0	0	0	0	5	
20	DIARRA, Mamoudou		0-0	0-0	0-0	0	0	0	1	0	0	0	0	1	3	
21	CUMBERLAND, Jaevin		1-6	1-5	0-0	1	0	1	4	3	1	2	0	0	27	
23	HARVEY, Zach		0-1	0-0	1-2	1	0	1	0	1	0	0	0	0	2	
35	SOROLLA, Jaume		3-3	0-0	0-0	1	3	4	3	6	2	1	0	0	23	
Team						2	2	4								
Totals				19-57	4-21	14-23	16	21	37	27	56	9	14	1	6	200
FG % 1st Half: 10-34			29.4%	2nd half: 9-23	39.1%	Game: 19-57			33.3%	Deadball Rebounds 4						
3FG % 1st Half: 3-12			25.0%	2nd half: 1-9	11.1%	Game: 4-21			19.0%							
FT % 1st Half: 3-8			37.5%	2nd half: 11-15	73.3%	Game: 14-23			60.9%							

### Ohio St. 64 • 1-0,0-0 Big Ten

#	Player		Total		3-Ptr		Rebounds			PF	TP	A	TO	Bk	Stl	Min
			FG-FGA	FG-FGA	FT-FTA	Off	Def	Tot								
24	Andre Wesson	f	2-9	1-4	2-2	1	1	2	2	7	0	1	0	0	32	
25	Kyle Young	f	6-7	0-0	2-4	7	6	13	2	14	0	0	1	1	30	
34	Kaleb Wesson	f	3-7	2-3	0-3	4	7	11	4	8	2	1	1	0	35	
01	Luther Muhammad	g	2-5	1-3	1-3	1	2	3	2	6	2	1	0	1	23	
13	CJ Walker	g	1-6	0-1	6-6	0	2	2	2	8	2	4	0	0	21	
03	D.J. Carton	g	3-5	1-2	2-3	0	5	5	2	9	2	4	0	0	25	
04	Duane Washington Jr.	g	2-6	0-1	3-4	0	2	2	2	7	1	0	0	0	16	
10	Justin Ahrens	g	0-1	0-1	0-0	0	0	0	0	0	1	0	0	0	7	
32	E.J. Liddell	g	1-3	0-1	3-4	0	1	1	2	5	0	2	0	0	11	
Team						1	1	2								
Totals			20-49	5-16	19-29	14	27	41	18	64	9	15	2	2	200	
FG % 1st Half: 9-29		31.0%	2nd half: 11-20		55.0%	Game: 20-49		40.8%		Deadball Rebounds 4						
3FG % 1st Half: 1-9		11.1%	2nd half: 4-7		57.1%	Game: 5-16		31.3%								
FT % 1st Half: 0-5		0.0%	2nd half: 19-24		79.2%	Game: 19-29		65.5%								

Officials: Keith Kimble,Terry Oglesby,Don Dalry  
Technical fouls: Cincinnati-None. Ohio St.-None.  
Attendance: 13845

Score by periods	1st	2nd	Total
Cincinnati	26	30	56
Ohio St.	19	45	64

Last FG - CIN 2nd-00:52, OSU 2nd-03:39.

Largest lead - CIN by 8 1st-01:05, OSU by 9 2nd-07:12.

Score tied - 2 times.

Lead changed - 3 times.

## GAME 2 • NOV. 11, 2019 DRAKE (59) AT CINCINNATI (81) FIFTH THIRD ARENA (CINCINNATI, OHIO)

### Drake 59 • 1-1,0-0 MVC

#	Player		Total		3-Ptr		Rebounds			PF	TP	A	TO	Bk	Stl	Min
			FG-FGA	FG-FGA	FG-FGA	Off	Def	Tot								
21	Liam Robbins	f	6-12	0-1	0-2	3	4	7	1	12	0	0	2	1	25	
00	D.J. Wilkins	g	1-5	1-3	1-2	2	2	4	2	4	2	1	0	0	25	
03	Garrett Sturtz	g	2-6	0-0	0-2	1	2	3	2	4	2	0	0	0	24	
04	Anthony Murphy	g	4-9	0-3	5-5	1	2	3	3	13	1	1	0	0	24	
12	Roman Penn	g	3-6	1-2	0-0	0	4	4	2	7	6	2	0	3	28	
01	Samm Jones	g	0-2	0-1	0-0	1	0	1	1	0	0	0	0	1	5	
11	Antonio Pilipovic	g	0-4	0-2	0-0	1	2	3	2	0	1	1	1	0	15	
14	Noah Thomas	g	3-9	1-3	2-2	0	2	2	2	9	1	2	0	0	20	
20	Jonah Jackson	g	1-4	1-4	0-0	0	1	1	0	3	1	0	0	0	18	
23	Joseph Yesufu	g	2-5	0-0	3-4	1	1	2	2	7	1	4	0	2	16	
Team						0	1	1								
Totals				22-62	4-19	11-17	10	21	31	17	59	15	12	3	7	200
FG % 1st Half: 10-25			40.0%	2nd half: 12-37	32.4%	Game: 22-62	35.5%									Deadball Rebounds 6
3FG % 1st Half: 3-11			27.3%	2nd half: 1-8	12.5%	Game: 4-19	21.1%									
FT % 1st Half: 2-5			40.0%	2nd half: 9-12	75.0%	Game: 11-17	64.7%									

### Cincinnati 81 • 1-1,0-0 AAC

#	Player		Total		3-Ptr	Rebounds			PF	TP	A	TO	Blk	Stl	Min	
			FG	FGA	FG	FGA	FT	FTA								Off
13	SCOTT, Tre	f	2-4	1-2	0-0		4	7	11	3	5	2	1	1	0	19
33	VOGT, Chris	c	6-8	0-0	0-0		1	2	3	3	12	1	3	2	0	19
00	McNEAL, Chris	g	5-11	1-6	1-3		0	2	2	1	12	4	0	0	3	26
02	WILLIAMS, Keith	g	1-2	1-1	5-6		0	3	3	1	8	3	1	0	0	19
34	CUMBERLAND, Jarron	g	4-6	3-4	0-0		0	1	1	1	11	1	2	0	1	18
01	DAVENPORT, Jeremiah		0-2	0-1	0-0		0	2	2	0	0	0	0	0	0	7
03	ADAMS-WOODS, Mika		1-3	0-0	0-0		0	5	5	2	2	3	0	0	1	14
05	MOORE, Trevor		0-1	0-1	0-0		0	0	0	0	0	0	1	1	0	9
20	DIARRA, Mamoudou		2-3	0-0	0-0		0	3	5	4	4	0	1	0	0	16
21	CUMBERLAND, Jaevin		6-11	5-10	0-0		0	0	0	0	17	2	1	0	1	19
23	HARVEY, Zach		1-4	0-1	0-1	0	0	0	0	1	2	0	0	0	1	14
31	MARTIN, Sam		0-0	0-0	0-0	0	0	0	0	0	0	0	0	0	0	1
32	KOZ, John		0-0	0-0	0-0	0	0	0	0	0	0	0	0	0	0	1
35	SOROLLA, Jaume		3-5	0-0	2-2	3	3	6	2	8	2	1	0	0	0	17
45	BANKS, Rob		0-0	0-0	0-0	0	0	0	0	0	0	0	0	0	0	1
Team						0	2	2					1			
Totals			31-60	11-26	8-12	10	30	40	18	81	20	13	4	7	200	

Officials: Courtney Green,Sean Casady,Joe Lindsay  
Technical fouls: Drake-None. Cincinnati-None.  
Attendance: 10133

Score by periods	1st	2nd	Total
Drake	25	34	59
Cincinnati	44	37	81

Last FG - DRA 2nd-01:37, CIN 2nd-03:44.

Largest lead - DRA by 3 1st-18:54, CIN by 27 2nd-11:33.

Score tied - 1 time.

Lead changed - 5 times.

## GAME 3 • NOV. 14, 2019 ALABAMA A&M (53) AT CINCINNATI (85) FIFTH THIRD ARENA (CINCINNATI, OHIO)

### Alabama A&M 53 • 0-3,0-0 SWAC

#	Player	Total			3-Ptr	Rebounds			PF	TP	A	TO	Blk	Stl	Min
		FG	FGA	FG-FGA		FT	FTA	Off							
00	TJ Parham	f	1-8	1-4	0-0	0	3	3	4	3	1	1	0	2	23
20	EJ Williams	c	2-5	0-0	2-2	1	1	2	4	6	0	1	1	1	20
03	Cameron Tucker	g	3-8	1-3	1-2	0	1	1	3	8	4	5	0	0	26
10	Garrett Hicks	g	4-11	1-5	0-0	1	2	3	1	9	2	0	0	0	32
13	Cameron Alford	g	4-10	1-3	1-2	1	3	4	1	10	2	2	0	0	28
02	Brandon Miller	g	3-7	1-4	1-1	1	3	4	3	8	0	2	0	4	26
04	Daniel Sanders	g	0-1	0-1	0-0	0	0	0	0	0	0	0	0	0	3
05	Jalen Johnson	g	2-7	0-0	0-1	0	2	2	3	4	0	0	0	0	12
12	Brandon Powell	g	0-0	0-0	0-0	0	0	0	0	0	0	0	0	0	3
15	Evan Wiley	g	1-4	0-0	0-0	0	0	0	1	3	1	1	0	1	14
30	Brandon Houston	g	1-5	0-0	0-0	1	2	3	2	2	0	1	0	0	10
34	Walter Jones Jr.	g	0-1	0-1	0-0	0	0	0	1	0	0	0	0	0	3
	Team					1	4	5			1				200
	Totals		21-67	6-24	5-8	6	21	27	23	53	10	14	1	11	200
	FG 1st Half:	8-32	25.0%	2nd half:	13-35	37.1%	Game:	21-67	31.3%						Deadball
	3FG 1st Half:	3-12	25.0%	2nd half:	1-12	25.0%	Game:	6-24	25.0%						Rebounds
	FT 1st Half:	4-5	80.0%	2nd half:	3-13	33.3%	Game:	5-8	62.5%						1

# 2019-20 BOX SCORES

## GAME 5 • NOV. 24, 2019 • PARADISE JAM • SEMIFINALS --/RV CINCINNATI (84) VS. BOWLING GREEN (91) OT SPORTS AND FITNESS CENTER (ST. THOMAS, VIRGIN ISLANDS)

### Cincinnati 84 • 3-2

#	Player	Total		3-Ptr	FT-FTA	Rebounds			PF	TP	A	TO	Blk	Stl	Min
		FG-FGA	FG-FGA			Off	Def	Tot							
34	CUMBERLAND, Jarron	f	4-9	1-4	2-6	1	3	4	2	11	1	4	0	1	27
33	VOGT, Chris	c	3-5	0-0	4-8	0	7	7	4	10	1	1	1	1	33
00	McNEAL, Chris	g	3-11	1-5	10-21	2	5	7	4	17	4	3	1	0	38
02	WILLIAMS, Keith	g	2-8	0-1	0-0	0	2	2	5	4	1	2	1	1	22
13	SCOTT, Tre	g	1-2	0-1	6-8	1	10	11	4	8	1	2	1	1	27
01	DAVENPORT, Jeremiah	g	1-3	0-0	5-6	3	3	6	4	7	0	2	0	0	16
03	ADAMS-WOODS, Mika	g	0-1	0-0	0-0	0	0	0	0	0	0	0	0	0	4
05	MOORE, Trevor	g	1-2	1-1	0-0	0	1	1	2	3	0	1	0	0	4
20	DIARRA, Mamoudou	g	0-1	0-0	0-0	1	2	3	1	0	1	0	0	1	10
21	CUMBERLAND, Jaevin	g	6-15	6-14	3-4	0	2	2	2	21	2	2	0	0	34
23	HARVEY, Zach	g	1-2	0-0	1-2	0	0	0	0	3	0	1	0	0	10
Team						1	0	1							
Totals			22-59	9-26	31-55	9	35	44	28	84	11	18	4	5	225

FG % 1st Half: 12-26 46.2% 2nd half: 8-29 27.6% OT: 2-4 50.0% Game: 22-59 37.3% Deadball Rebounds 12  
3FG % 1st Half: 6-12 50.0% 2nd half: 2-11 18.2% OT: 1-3 33.3% Game: 9-26 34.6%  
FT % 1st Half: 11-19 57.9% 2nd half: 13-22 59.1% OT: 7-14 50.0% Game: 31-55 56.4%

### Bowling Green 91 • 5-1

#	Player	Total		3-Ptr	FT-FTA	Rebounds			PF	TP	A	TO	Blk	Stl	Min
		FG-FGA	FG-FGA			Off	Def	Tot							
25	PLOWDEN, Daeqwon	f	6-12	1-4	5-5	2	3	5	4	18	0	1	1	1	38
01	TURNER, Justin	g	3-11	0-5	4-5	0	2	2	1	10	3	1	0	2	20
02	MATTOSS, Taylor	g	3-5	0-0	0-1	2	3	5	5	6	0	1	1	0	14
03	FIELDS, Caleb	g	4-10	1-3	1-3	2	1	3	5	10	1	1	0	0	29
05	FRYE, Dylan	g	8-21	3-9	9-10	0	9	9	3	28	6	3	0	1	36
00	LASTER, Michael	g	0-2	0-0	2-4	0	10	10	3	2	4	4	0	2	25
04	ZEIGLER, Davin	g	0-0	0-0	0-0	0	3	3	2	0	0	0	0	0	8
11	DIGGS, Trey	g	3-6	2-5	2-2	1	1	2	1	10	1	1	0	0	22
21	KULACKOVSKIS, Matiss	g	0-0	0-0	0-0	0	0	0	1	0	0	0	1	1	8
22	SIERRA, Marlon	g	2-4	1-2	0-0	1	2	3	5	0	0	0	0	0	18
35	SWINGLE, Dylan	g	1-1	0-0	0-0	0	1	1	5	2	0	0	0	0	7
Team						2	2	4							
Totals			30-72	8-28	23-30	10	37	47	35	91	15	12	3	7	225

FG % 1st Half: 10-33 30.3% 2nd half: 15-32 46.9% OT: 5-7 71.4% Game: 30-72 41.7% Deadball Rebounds 4,3  
3FG % 1st Half: 4-16 25.0% 2nd half: 3-10 30.0% OT: 1-2 50.0% Game: 8-28 28.6%  
FT % 1st Half: 5-8 62.5% 2nd half: 10-12 83.3% OT: 8-10 80.0% Game: 23-30 76.7%

Officials: Justin Porterfield, Trey Styons, JW Lucas  
Technical fouls: Cincinnati-None. Bowling Green-SIERRA, Marlon.  
Attendance: 1525  
2019 U.S. Virgin Islands Paradise Jam Men's Basketball Tournament  
PRESENTED BY BASKETBALL TRAVELERS

Score by periods	1st	2nd	OT	Total
Cincinnati	41	31	12	84
Bowling Green	29	43	19	91

Points	In	Off	2nd	Fast	Bench
CIN	29	6	15	12	34
BG	40	11	12	4	19

Last FG - CIN OT-02:09, BG OT-00:29.  
Largest lead - CIN by 13 1st-00:45, BG by 7 OT-00:29.

Score tied - 5 times.  
Lead changed - 3 times.

## GAME 6 • NOV. 25, 2019 • PARADISE JAM • THIRD PLACE VALPARAISO (77) VS. RV/RV CINCINNATI (81) OT SPORTS AND FITNESS CENTER (ST. THOMAS, VIRGIN ISLANDS)

### Valparaiso 77 • 4-3

#	Player	Total		3-Ptr	FT-FTA	Rebounds			PF	TP	A	TO	Blk	Stl	Min
		FG-FGA	FG-FGA			Off	Def	Tot							
05	CLAY, Donovan	f	1-3	0-2	0-0	1	0	1	1	2	0	2	0	0	18
22	McMILLAN, Mileek	f	2-3	0-0	3-3	0	2	2	4	7	0	5	0	0	15
00	FREEMAN-LIBERTY, J.	g	13-25	3-6	3-3	4	5	9	4	32	4	3	1	4	40
04	SACKEY, Daniel	g	1-12	0-4	4-5	1	3	4	2	6	5	3	0	2	37
25	ROBINSON, Nick	g	5-11	2-6	0-0	1	2	3	2	12	0	0	3	2	39
02	MORGAN, Zion	g	0-1	0-0	0-0	1	0	1	1	0	1	1	0	0	12
10	GORDON, Eron	g	3-3	1-1	2-2	0	2	2	1	9	0	0	0	3	21
11	FREES-VILLEN, Emil	g	1-3	0-1	0-0	0	2	2	1	2	1	2	0	0	13
33	KISER, John	g	2-5	1-2	2-2	1	1	2	4	7	0	2	0	0	30
Team						1	2	3							
Totals			28-66	7-22	14-15	10	19	29	20	77	11	18	4	12	225

FG % 1st Half: 12-28 42.9% 2nd half: 13-30 43.3% OT: 3-8 37.5% Game: 28-66 42.4% Deadball Rebounds 1  
3FG % 1st Half: 4-9 44.4% 2nd half: 3-10 30.0% OT: 0-3 0.0% Game: 7-22 31.8%  
FT % 1st Half: 6-6 100.0 2nd half: 7-8 87.5% OT: 1-1 100.0 Game: 14-15 93.3%

### Cincinnati 81 • 4-2

#	Player	Total		3-Ptr	FT-FTA	Rebounds			PF	TP	A	TO	Blk	Stl	Min
		FG-FGA	FG-FGA			Off	Def	Tot							
13	SCOTT, Tre	f	6-10	0-1	0-0	3	8	11	0	12	0	4	0	3	37
33	VOGT, Chris	c	9-11	0-0	3-5	1	6	7	3	21	1	4	1	0	33
00	McNEAL, Chris	g	2-5	1-2	2-2	0	2	2	1	7	1	4	0	0	27
02	WILLIAMS, Keith	g	6-12	0-2	5-6	1	6	7	4	17	2	2	2	1	36
21	CUMBERLAND, Jaevin	g	2-7	2-6	0-0	0	1	1	1	6	4	4	0	0	27
01	DAVENPORT, Jeremiah	g	1-2	0-0	0-0	0	1	1	2	1	0	0	0	1	10
03	ADAMS-WOODS, Mika	g	4-6	1-2	1-1	0	1	1	2	10	0	2	0	1	18
05	MOORE, Trevor	g	0-0	0-0	0-0	0	0	0	1	0	0	0	0	0	2
20	DIARRA, Mamoudou	g	1-3	0-0	1-2	1	1	2	0	3	1	0	0	0	8
23	HARVEY, Zach	g	0-0	0-0	3-4	0	1	1	3	3	4	2	0	0	27
Team						2	1	3							
Totals			31-56	4-13	15-20	8	28	36	17	81	14	23	3	6	225

FG % 1st Half: 13-23 56.5% 2nd half: 15-27 55.6% OT: 3-6 50.0% Game: 31-56 55.4% Deadball Rebounds 3  
3FG % 1st Half: 3-7 42.9% 2nd half: 1-4 25.0% OT: 0-2 0.0% Game: 4-13 30.8%  
FT % 1st Half: 1-2 50.0% 2nd half: 9-12 75.0% OT: 5-6 83.3% Game: 15-20 75.0%

Officials: Trey Styons, JW Lucas, Scott Arbogast  
Technical fouls: Valparaiso-None. Cincinnati-None.  
Attendance:  
2019 U.S. Virgin Islands Paradise Jam Men's Basketball Tournament  
PRESENTED BY BASKETBALL TRAVELERS

Score by periods	1st	2nd	OT	Total
Valparaiso	34	36	7	77
Cincinnati	30	40	11	81

Points	In	Off	2nd	Fast	Bench
VAL	34	34	13	12	18
CIN	46	22	11	4	18

Last FG - VAL OT-01:36, CIN OT-00:52.  
Largest lead - VAL by 8 1st-03:45, CIN by 12 2nd-10:12.

Score tied - 6 times.  
Lead changed - 11 times.

## GAME 7 • NOV. 30, 2019 UNLV (65) AT RV/RV CINCINNATI (72) OT FIFTH THIRD ARENA (CINCINNATI, OHIO)

### UNLV 65 • 3-6,0-0 Mountain

#	Player	Total		3-Ptr	FT-FTA	Rebounds			PF	TP	A	TO	Blk	Stl	Min
		FG-FGA	FG-FGA			Off	Def	Tot							
22	Vitaly Shibel	f	1-1	1-1	1-2	2	2	4	3	4	0	1	0	0	19
34	Cheikh Mbacke Diong	f	3-4	0-0	1-2	2	7	9	1	7	1	3	0	0	36
03	Amouri Hardy	g	4-24	4-17	1-2	1	6	7	4	13	4	0	4	1	41
13	Bryce Hamilton	g	2-9	0-1	3-4	1	4	5	3	7	1	3	0	0	36
55	Elijah Mitrou-Long	g	9-19	5-9	6-6	0	4	4	3	29	3	1	1	1	44
02	Donnie Tillman	g	0-5	0-4	2-2	2	5	7	4	2	2	3	0	0	22
15	Cheickna Dembele	g	0-0	0-0	0-0	0	3	3	2	0	0	0	0	0	7
20	Nick Blair	g	1-1	0-0	1-2	1	0	1	1	3	0	0	0	1	19
31	Marvin Coleman	g	0-0	0-0	0-0	0	0	0	1	0	0	0	0	0	1
Team						1	2	3							
Totals			20-63	10-32	15-20	10	33	43	22	65	11	17	1	3	225

FG % 1st Half: 11-30 36.7% 2nd half: 7-25 28.0% OT: 2-8 25.0% Game: 20-63 31.7% Deadball Rebounds 3  
3FG % 1st Half: 6-16 37.5% 2nd half: 4-13 30.8% OT: 0-3 0.0% Game: 10-32 31.3%  
FT % 1st Half: 5-7 71.4% 2nd half: 9-11 81.8% OT: 1-2 50.0% Game: 15-20 75.0%

### Cincinnati 72 • 5-2,0-0 AAC

#	Player		Total			3-Ptr	Rebounds			PF	TP	A	TO	Blk	Stl	Min
			FG-FGA	FG-FGA	FT-FTA		Off	Def	Tot							
13	SCOTT, Tre	f	2-5	0-1	0-0	3	6	9	1	4	3	0	2	38		
33	VOGT, Chris	c	6-10	0-0	2-2	1	4	5	2	14	0	1	3	0	38	
00	MCNEAL, Chris	c	0-3	0-2	0-0	0	0	0	0	0	3	1	0	0	13	
02	WILLIAMS, Keith	g	6-15	1-2	1-2	3	5	8	1	14	3	0	2	3	34	
34	CUMBERLAND, Jarron	g	3-12	2-6	12-17	0	6	6	1	20	5	3	0	1	37	
01	DAVENPORT, Jeremiah		1-1	0-0	0-0	0	0	0	0	2	0	0	0	1	7	
03	ADAMS-WOODS, Mika		4-6	2-4	0-0	0	5	5	4	10	1	1	0	0	29	
05	MOORE, Trevor		0-1	0-1	0-0	0	2	2	1	0	0	0	0	0	3	
20	DARSA, Maoudou		1-3	0-0	1-1	1	1	2	1	5	1	0	0	0	12	
21	CUMBERLAND, Jaevin		1-5	0-3	3-4	0	0	0	1	3	1	1	0	0	12	
23	HARVEY, Zach		0-2	0-0	0-0	0	0	0	1	0	1	1	0	0	8	
	Team					0	4	4				1				
	Totals		24-61	5-19	19-29	7	34	41	14	72	18	12	7	7	225	

# 2019-20 BOX SCORES

## GAME 9 • DEC. 7, 2019 • SKYLINE CHILI CROSSTOWN SHOOTOUT CINCINNATI (73) AT RV/RV XAVIER (66) CINTAS CENTER (CINCINNATI, OHIO)

### Cincinnati 66 • 6-3,0-0 AAC

#	Player		Total	3-Ptr	Rebounds										
			FG-FGA	FG-FGA	FT-FTA	Off	Def	Tot	PF	TP	A	To	Blk	Stl	Min
13	SCOTT, Tre	f	1-7	0-1	0-0	2	4	6	4	2	0	2	3	3	35
33	VOGT, Chris	c	5-8	0-0	0-1	4	4	8	4	10	0	0	2	0	29
00	McNEAL, Chris	g	1-2	0-1	0-0	0	1	1	0	2	1	2	0	0	16
02	WILLIAMS, Keith	g	6-14	1-4	2-4	3	6	9	5	15	1	2	0	1	33
34	CUMBERLAND, Jarron	g	4-14	1-8	2-2	2	3	5	4	11	4	4	0	0	31
01	DAVENPORT, Jeremiah	g	0-0	0-0	0-0	0	0	0	0	0	0	0	0	0	4
03	ADAMS-WOODS, Mika	g	4-4	2-2	0-0	0	3	3	1	10	0	2	0	0	21
20	DIARRA, Mamoudou	g	1-1	0-0	0-2	2	4	6	1	2	0	2	0	0	7
21	CUMBERLAND, Jaevin	g	2-10	2-8	8-10	0	3	3	3	14	3	1	0	1	24
	Team					0	0	0					2		
	Totals		24-60	6-24	12-19	13	28	41	22	66	9	17	5	5	200

FG % 1st Half: 11-28 39.3% 2nd half: 13-32 40.6% Game: 24-60 40.0%  
 3FG % 1st Half: 3-11 27.3% 2nd half: 3-13 23.1% Game: 6-24 25.0%  
 FT % 1st Half: 4-7 57.1% 2nd half: 8-12 66.7% Game: 12-19 63.2%

Deadball  
Rebounds  
1

### Xavier 73 • 9-1,0-0 Big East

#	Player		Total		3-Ptr		Rebounds			PF	TP	A TO Blk Stl				Min			
			FG-FGA	FG-FGA	FT-FTA	Off	Def	Tot	A			TO	Blk	Stl					
04	Tyrique Jones	f	4	10	0	0	2	3	6	9	3	10	1	3	1	0	22		
13	Naji Marshall	f	12	22	4	11	3	4	0	8	8	3	31	3	3	1	5	39	
25	Jason Carter	f	1	4	0	1	3	4	2	1	3	1	5	4	0	0	0	27	
01	Paul Scruggs	g	3	7	1	2	0	0	3	3	3	7	1	2	1	1	1	26	
03	Quentin Goodin	g	2	7	0	3	2	2	0	4	3	6	8	2	1	0	2	37	
11	Bryce Moore	g	2	3	1	1	0	0	1	1	3	5	0	1	0	0	0	22	
12	Dontarius James	g	0	0	0	0	0	0	0	0	0	0	0	0	0	0	0	0+	
24	KyKy Tandy	g	0	2	0	1	0	0	0	1	1	0	0	0	0	0	0	7	
32	Zach Freemantle	g	4	5	0	0	1	1	3	4	2	9	0	0	0	0	0	20	
Team								1	2	3									
Totals				28-60		6-19		11-15		7	29	36	17	73	17	11	3	8	200

FG % 1st Half: 13-31 41.9% 2nd half: 15-29 51.7% Game: 28-60 46.7%  
 3FG % 1st Half: 5-12 41.7% 2nd half: 1-7 14.3% Game: 6-19 31.6%  
 FT % 1st Half: 1-1 100.0 2nd half: 10-14 71.4% Game: 11-15 73.3%

Deadball  
Rebounds  
1

Officials: Clarence Armstrong, Mike Roberts, Pat Driscoll  
 Technical fouls: Cincinnati-WILLIAMS, Keith. Xavier-Tyrique Jones.  
 Attendance: 10811

Score by periods	1st	2nd	Total
Cincinnati	29	37	66
Xavier	32	41	73

Points	In Paint	Off T/O	2nd Chance	Fast Break	Bench
CIN	32	8	11	16	26
XU	30	21	9	8	14

Last FG - CIN 2nd-00:09, XU 2nd-00:48.  
 Largest lead - CIN by 4 1st-10:21, XU by 16 2nd-11:55.

Score tied - 3 times.  
 Lead changed - 9 times.

## GAME 10 • DEC. 14, 2019 COLGATE (67) AT CINCINNATI (66) FIFTH THIRD ARENA (CINCINNATI, OHIO)

### Colgate 67 • 8-4,0-0 Patriot

#	Player	Total			3-Ptr		Rebounds			PF	TP	A	TO	Blk	Stl	Min
		FG-FGA	FG-FGA	FT-FTA	Off	Def	Tot									
10	Will Rayman	f	2-8	1-5	2-2	4	2	6	4	7	1	0	1	0	32	
25	Rapalos Ivanauskas	f	10-17	1-5	0-0	1	8	9	3	21	0	4	1	0	34	
00	Nelly Cummings	g	5-8	1-2	3-4	0	1	1	1	14	2	2	0	3	31	
01	Jordan Burns	g	2-9	2-5	0-0	1	2	3	3	6	2	3	0	2	33	
15	Tucker Richardson	g	5-11	0-3	1-2	1	1	2	2	11	3	2	0	0	38	
13	Jack Ferguson	g	2-4	2-4	0-0	0	1	1	0	6	0	1	0	0	18	
14	Keegan Records	g	1-1	0-0	0-0	1	1	2	2	2	0	0	0	0	14	
Team						2	3	5								
Totals			27-58	7-24	6-8	10	19	29	15	67	8	12	2	5	200	

FG % 1st Half: 8-28 28.6% 2nd half: 19-30 63.3% Game: 27-58 46.6%  
 3FG % 1st Half: 5-14 35.7% 2nd half: 2-10 20.0% Game: 7-24 29.2%  
 FT % 1st Half: 4-4 100.0 2nd half: 2-4 50.0% Game: 6-8 75.0%

Deadball  
Rebounds  
0

### Cincinnati 66 • 6-4,0-0 AAC

#	Player		Total			Rebounds			PF	TP	A TO Blk Stl			Min	
			3-Ptr	FG-FGA	FG-FGA	FT-FTA	Off	Def			Tot	PF	TP		A
13	SCOTT, Tre	f	3-4	0-0	0-1	1	5	6	2	6	2	2	0	0	27
33	VOGT, Chris	c	7-8	0-0	2-4	5	2	7	2	16	0	3	0	0	26
00	McNEAL, Chris	g	0-0	0-0	0-0	0	0	0	0	0	2	0	1	0	16
02	WILLIAMS, Keith	g	6-12	0-3	3-3	3	4	7	1	15	1	4	3	4	32
34	CUMBERLAND, Jarron	g	2-8	1-4	3-3	1	5	6	2	8	4	3	1	1	30
01	DAVENPORT, Jeremiah		0-2	0-1	0-0	0	0	0	0	0	0	1	0	0	7
03	ADAMS-WOODS, Mika		2-5	2-4	2-2	0	1	1	2	8	0	1	0	0	24
21	CUMBERLAND, Jaevin		5-9	2-6	1-4	0	2	2	2	13	0	1	0	0	24
23	HARVEY, Zach		0-2	0-1	0-0	0	0	0	0	0	0	1	1	0	3
35	SOROLLA, Jaume		0-2	0-0	0-0	0	3	3	0	0	2	0	0	0	11
	Team					0	1	1							
Totals			25-52	5-19	11-17	10	23	33	11	66	11	16	6	5	200

FG % 1st Half: 11-24 45.8% 2nd half: 14-28 50.0% Game: 25-52 48.1%  
 3FG % 1st Half: 4-10 40.0% 2nd half: 1-9 11.1% Game: 5-19 26.3%  
 FT % 1st Half: 6-7 85.7% 2nd half: 5-10 50.0% Game: 11-17 64.7%

Deadball  
Rebounds  
4

Officials: Sean Casady, Owen Shortt, Todd Austin  
 Technical fouls: Colgate-None. Cincinnati-None.  
 Attendance: 10416

Score by periods	1st	2nd	Total
Colgate	25	42	67
Cincinnati	32	34	66

Points	In Paint	Off T/O	2nd Chance	Fast Break	Bench
COLG	30	24	15	6	8
CIN	36	9	15	4	21

Last FG - COLG 2nd-00:08, CIN 2nd-01:27.  
 Largest lead - COLG by 6 1st-05:48, CIN by 7 1st-00:05.

Score tied - 4 times.  
 Lead changed - 8 times.

## GAME 11 • DEC. 18, 2019 21/21 TENNESSEE (66) AT CINCINNATI (78) FIFTH THIRD ARENA (CINCINNATI, OHIO)

### Tennessee 66 • 7-3,0-0 SEC

#	Player	Total			3-Ptr			Rebounds			PF	TP	A TO Blk Stl			Min
		FG-FGA	FG-FGA	FT-FTA	FT-FTA	Off	Def	Tot	A	TO			Blk	Stl		
10	John Fulkerson	f	6-8	0-0	2-2	1	1	2	3	14	1	3	1	4	33	
01	Lamonte Turner	g	3-8	0-1	6-6	0	1	1	2	12	3	4	0	1	28	
05	Josiah-Jordan James	g	3-8	1-5	1-1	0	4	4	5	8	2	1	0	1	33	
23	Jordan Bowden	g	4-12	1-5	4-4	0	2	2	2	13	6	1	1	0	37	
35	Yves Pons	g	5-9	1-3	0-0	1	3	4	4	11	0	1	1	0	34	
00	Davonte Gaines	g	0-2	0-1	4-4	2	3	5	1	4	1	0	1	3	17	
03	Drew Pember	g	1-2	0-0	0-0	1	0	1	0	2	0	1	0	0	4	
13	Jalen Johnson	g	0-1	0-0	0-0	0	0	0	0	0	0	0	0	0	4	
21	Olivier Nkamhoua	g	1-1	0-0	0-0	1	1	2	1	2	0	1	0	1	10	
Team						1	1	2					2			
Totals			23-51	3-15	17-17	6	15	21	18	66	13	14	4	10	200	

FG % 1st Half: 13-25 52.0% 2nd half: 10-26 38.5% Game: 23-51 45.1%  
 3FG % 1st Half: 1-3 33.3% 2nd half: 2-12 16.7% Game: 3-15 20.0%  
 FT % 1st Half: 7-7 100.0 2nd half: 10-10 100.0 Game: 17-17 100.0

Deadball  
Rebounds  
0

### Cincinnati 78 • 7-4,0-0 AAC

#	Player		Total	3-Ptr		Rebounds									
			FG-FGA	FG-FGA	FT-FTA	Off	Def	Tot	PF	TP	A	To	Blk	Stl	Min
13	SCOTT, Tre	f	7-11	1-2	0-0	3	4	7	1	15	1	1	0	0	38
33	VOGT, Chris	c	5-8	0-0	1-1	1	3	4	4	11	2	1	1	0	21
02	WILLIAMS, Keith	g	4-9	0-1	3-6	2	3	5	2	11	3	4	1	0	32
03	ADAMS-WOODS, Mika	g	3-6	1-3	4-4	0	3	3	1	11	4	0	0	0	31
34	CUMBERLAND, Jarron	g	4-9	1-5	1-1	0	2	2	5	10	4	6	0	2	22
00	McNEAL, Chris	g	0-1	0-1	0-0	0	1	1	2	0	0	1	0	0	12
21	CUMBERLAND, Jaevin	g	4-7	2-3	1-2	0	2	2	0	11	2	1	0	0	25
35	SOROLLA, Jaume	g	4-4	0-0	1-2	2	2	4	1	9	1	1	0	0	19
Team						3	1	4							
Totals			31-55	5-15	11-16	11	21	32	16	78	17	15	2	2	200

FG % 1st Half: 16-25 64.0% 2nd half: 15-30 50.0% Game: 31-55 56.4%  
 3FG % 1st Half: 4-8 50.0% 2nd half: 1-7 14.3% Game: 5-15 33.3%  
 FT % 1st Half: 2-2 100.0 2nd half: 9-14 64.3% Game: 11-16 68.8%

Deadball  
Rebounds  
3,1

## 2019-20 BOX SCORES

### GAME 13 • JAN. 1, 2020 UConn (51) AT CINCINNATI (67) FIFTH THIRD ARENA (CINCINNATI, OHIO)

#### UConn 51 • 9-4,0-1 AAC

#	Player		Total		3-Ptr	Rebounds			PF	TP	A	TO	Blk	Stl	Min
			FG-FGA	FG-FGA	FT-FTA	Off	Def	Tot							
12	Tyler Polley	f	0-4	0-3	0-0	0	1	1	0	0	0	0	0	1	16
23	Akok Akok	f	3-5	0-1	2-2	3	6	9	1	8	1	3	4	1	33
25	Josh Carlton	f	1-6	0-0	0-1	5	1	6	3	2	0	0	3	1	20
01	Christian Vital	g	3-10	1-4	1-2	0	3	3	4	8	3	0	0	3	28
03	Alterique Gilbert	g	3-9	1-3	0-0	0	2	2	1	7	2	3	0	1	25
00	Jalen Gaffney	f	1-4	0-3	3-4	0	1	1	2	5	1	2	0	0	17
02	James Bouknight	f	3-8	0-1	4-4	1	2	3	3	10	1	3	1	0	23
05	Isaiah Whaley	f	0-2	0-0	0-0	1	5	6	3	0	0	0	4	0	20
10	Brendan Adams	f	4-8	2-4	1-1	0	1	1	2	11	1	3	1	0	18
Team						1	1	2				2			
Totals			18-56	4-19	11-14	11	23	34	19	51	9	16	13	7	200

FG % 1st Half: 7-27 25.9% 2nd half: 11-29 37.9% Game: 18-56 32.1% Deadball Rebounds 2,3  
3FG % 1st Half: 3-9 33.3% 2nd half: 1-10 10.0% Game: 4-19 21.1%  
FT % 1st Half: 2-3 66.7% 2nd half: 9-11 81.8% Game: 11-14 78.6%

#### Cincinnati 67 • 8-5,1-0 AAC

#	Player		Total			Rebounds			PF	TP	A	TO	Blk	Stl	Min	
			FG-FGA	3-Ptr	FT-FTA	Off	Def	Tot								
13	SCOTT, Tre	f	5-5	0-0	0-3	3	10	13	2	10	3	2	1	3	35	
33	VOGT, Chris	c	8-10	0-0	3-5	1	4	5	4	19	0	3	2	0	28	
02	WILLIAMS, Keith	g	1-6	0-0	2-2	2	2	4	3	4	2	2	0	0	17	
03	ADAMS-WOODS, Mika	g	1-3	1-2	1-2	0	3	3	2	4	5	2	0	0	27	
34	CUMBERLAND, Jarron	g	5-10	1-2	4-6	1	1	2	0	15	5	1	0	2	34	
00	McNEAL, Chris	f	1-6	0-2	0-0	0	1	1	0	2	0	0	0	1	17	
20	DIARRA, Mamoudou	f	2-4	0-0	1-1	2	0	2	2	5	0	1	0	0	5	
21	CUMBERLAND, Jaevin	f	1-5	0-2	1-2	1	2	3	1	3	1	2	0	0	22	
23	HARVEY, Zach	f	0-2	0-1	0-0	1	1	2	1	0	0	0	0	1	3	
35	SOROLLA, Jaume	f	2-5	0-0	1-3	0	2	2	2	5	0	0	0	0	12	
Team						1	2	3								
Totals			26-56	2-9	13-24	12	28	40	17	67	16	13	3	7	200	

FG % 1st Half: 15-30 50.0% 2nd half: 11-26 42.3% Game: 26-56 46.4% Deadball Rebounds 3  
3FG % 1st Half: 1-5 20.0% 2nd half: 1-4 25.0% Game: 2-9 22.2%  
FT % 1st Half: 4-9 44.4% 2nd half: 9-15 60.0% Game: 13-24 54.2%

Officials: Keith Kimble,Ron Groover,Doug Shows

Technical fouls: UConn-None. Cincinnati-None.

Attendance: 10833

Score by periods	1st	2nd	Total
UConn	19	32	51
Cincinnati	35	32	67

Points	In	Off	2nd	Fast	Bench
UConn	26	14	10	15	26
CIN	42	8	9	9	15

Last FG - UConn 2nd-00:49, CIN 2nd-00:27.  
Largest lead - UConn None, CIN by 23 2nd-07:51.

Score tied - 0 times.  
Lead changed - 0 times.

### GAME 14 • JAN. 4, 2020 TULANE (76) AT CINCINNATI (71) FOGELMAN IN DEVLIN (NEW ORLEANS, LA.)

#### Cincinnati 71 • 8-6,1-1 AAC

#	Player		Total			Rebounds			PF	TP	A	TO	Blk	Stl	Min
			FG-FGA	FG-FGA	FT-FTA	Off	Def	Tot							
13	SCOTT, Tre	f	1-3	1-2	0-0	0	6	6	0	3	8	2	1	1	29
33	VOGT, Chris	c	9-11	0-0	3-4	1	3	4	4	21	0	1	2	1	30
02	WILLIAMS, Keith	g	6-13	2-4	4-4	3	3	6	5	18	0	3	1	1	34
03	ADAMS-WOODS, Mika	g	1-4	0-3	0-0	0	1	1	5	2	0	1	0	0	14
34	CUMBERLAND, Jarron	g	4-8	1-3	1-1	3	3	6	3	10	6	4	0	1	33
00	McNEAL, Chris	f	0-2	0-1	0-0	0	5	5	2	0	2	2	0	0	14
01	DAVENPORT, Jeremiah	f	1-2	1-2	0-0	0	0	0	1	3	0	0	0	0	4
20	DIARRA, Mamoudou	f	1-1	0-0	4-4	4	0	4	1	6	1	1	0	0	12
21	CUMBERLAND, Jaevin	f	3-14	2-12	0-0	1	1	2	1	8	1	2	0	2	27
35	SOROLLA, Jaume	f	0-0	0-0	0-0	0	0	0	0	0	0	0	0	0	3
Team						0	1	1				1			
Totals			26-58	7-27	12-13	12	23	35	22	71	18	17	4	6	200

FG % 1st Half: 14-33 42.4% 2nd half: 12-25 48.0% Game: 26-58 44.8% Deadball Rebounds 1  
3FG % 1st Half: 4-15 26.7% 2nd half: 3-12 25.0% Game: 7-27 25.9%  
FT % 1st Half: 7-7 100.0 2nd half: 5-6 83.3% Game: 12-13 92.3%

#### Tulane 76 • 9-5,1-1 AAC

#	Player	Total			3-Ptr	Rebounds			PF	TP	A	TO	Blk	Stl	Min
		FG-FGA	FG-FGA	FT-FTA	Off	Def	Tot								
01	K.J. Lawson	f	0-7	0-0	5-6	2	6	8	5	3	0	0	0	0	39
12	Kevin Zhang	f	5-7	5-5	0-0	0	1	1	4	15	0	2	1	2	32
02	Jordan Walker	g	1-2	1-1	0-0	1	3	4	2	3	0	3	0	1	20
05	Teshaun Hightower	g	8-20	1-6	5-6	4	1	5	1	22	2	1	0	1	38
25	Christian Thompson	g	4-9	1-3	11-12	3	6	9	2	20	2	2	1	2	38
04	Nobal Days	f	2-2	0-0	0-0	0	0	0	4	4	0	1	1	0	9
14	Nic Thomas	f	2-6	0-0	3-3	0	1	1	1	7	1	0	0	0	24
Team						0	1	1			1				
Totals			22-53	8-15	24-27	10	19	29	14	76	8	10	3	6	200

FG % 1st Half: 10-26 38.5% 2nd half: 12-27 44.4% Game: 22-53 41.5% Deadball Rebounds 1,1  
3FG % 1st Half: 6-10 60.0% 2nd half: 2-5 40.0% Game: 8-15 53.3%  
FT % 1st Half: 6-6 100.0 2nd half: 18-21 85.7% Game: 24-27 88.9%

Officials: R.B. Clyburn,Jose Carrion,Mike Nance

Technical fouls: Cincinnati-None. Tulane-None.

Attendance: 2513

Score by periods	1st	2nd	Total
Cincinnati	39	32	71
Tulane	32	44	76

Points	In	Off	2nd	Fast	Bench
CIN	36	6	12	12	17
TULANE	26	20	12	5	11

Last FG - CIN 2nd-00:11, TULANE 2nd-02:08.  
Largest lead - CIN by 11 1st-04:39, TULANE by 6 2nd-00:17.

Score tied - 14 times.  
Lead changed - 10 times.

### GAME 15 • JAN. 8, 2020 TULSA (44) AT CINCINNATI (75) FIFTH THIRD ARENA (CINCINNATI, OHIO)

#### Tulsa 44 • 9-6,1-1 AAC

#	Player		Total		3-Ptr	Rebounds			PF	TP	A	TO	Blk	Stl	Min
			FG-FGA	FG-FGA	FT-FTA	Off	Def	Tot							
41	Jeriah Horne	f	4-14	0-5	0-1	0	6	6	1	8	0	2	0	2	29
12	Emmanuel Ugboh	c	2-3	0-0	1-1	2	1	3	2	5	0	2	0	0	20
00	Brandon Rachal	g	3-12	0-5	2-2	1	3	4	1	8	1	3	1	3	27
03	Elijah Joiner	g	3-7	0-2	1-2	1	2	3	2	7	2	2	0	0	26
05	Lawson Korita	g	0-4	0-2	0-0	0	0	0	3	0	1	0	0	0	21
01	Martins Igbanu	f	4-5	0-0	1-2	2	1	3	1	9	0	1	0	0	20
04	Isaiah Hill	f	0-3	0-1	0-0	0	2	2	1	0	1	3	0	0	17
11	Darien Jackson	f	2-6	0-0	0-2	1	2	3	1	4	1	0	1	1	21
15	Josh Earley	f	0-0	0-0	1-2	0	0	0	0	1	1	0	0	0	4
22	Reggie Jones	f	1-5	0-2	0-0	1	2	3	1	2	2	1	0	2	15
Team						2	0	2				1			
Totals			19-59	0-17	6-12	10	19	29	13	44	9	15	2	8	200

FG % 1st Half: 10-29 34.5% 2nd half: 9-30 30.0% Game: 19-59 32.2% Deadball Rebounds 2,2  
3FG % 1st Half: 0-6 0.0% 2nd half: 0-11 0.0% Game: 0-17 0.0%  
FT % 1st Half: 2-3 66.7% 2nd half: 4-9 44.4% Game: 6-12 50.0%

#### Cincinnati 75 • 9-6,2-1 AAC

#	Player		Total		3-Ptr	Rebounds			PF	TP	A	TO	Blk	Stl	Min
			FG-FGA	FG-FGA	FT-FTA	Off	Def	Tot							
13	SCOTT, Tre	f	5-8	0-1	0-4	2	7	9	3	10	2	3	1	4	28
33	VOGT, Chris	c	6-6	0-0	0-0	6	5	11	2	12	1	4	2	0	29
02	WILLIAMS, Keith	g	3-11	2-5	1-2	1	4	5	0	9	2	0	0	2	30
03	ADAMS-WOODS, Mika	g	0-1	0-1	0-0	0	1	1	4	0	0	1	0	0	13
34	CUMBERLAND, Jarron	g	7-13	4-6	4-4	1	6	7	3	22	8	5	0	1	27
00	McNEAL, Chris	f	1-5	0-2	0-0	1	0	1	2	2	2	1	0	0	18
01	DAVENPORT, Jeremiah	f	0-2	0-2	0-0	0	0	0	0	0	0	1	0	0	8
20	DIARRA, Mamoudou	f	1-2	0-0	0-0	0	5	5	1	2	1	0	1	1	10
21	CUMBERLAND, Jaevin	f	6-11	4-9	0-0	0	3	3	1	16	0	0	0	0	23
22	HARVEY, Zach	g	0-0	0-0	0-1	0	1	1	1	0	0	0	0	0	3
35	SOROLLA, Jaume	f	1-3	0-0	0-0	0	1	1	0	2	1	1	0	0	11
	Team					2	0	2							
	Totals		30-62	10-26	5-11	13	33	46	17	75	18	17	6	8	200





**2019-20 Cincinnati Basketball**  
**Cincinnati Combined Team Statistics (as of Jan 08, 2020)**  
**All games**



<b>RECORD:</b>	<b>OVERALL</b>	<b>HOME</b>	<b>AWAY</b>	<b>NEUTRAL</b>
ALL GAMES	9-6	7-1	0-3	2-2
CONFERENCE	2-1	2-0	0-1	0-0
NON-CONFERENCE	7-5	5-1	0-2	2-2

#	Player	gp-gs	min	avg	Total		3-Point		F-Throw		Rebounds				pf	dq	a	to	blk	stl	pts	avg
					fg-fga	fg%	3fg-fga	3fg%	ft-fa	ft%	off	def	tot	avg								
34	CUMBERLAND, Jarron	13-13	379	29.2	55-142	.387	21-66	.318	49-70	.700	10	37	47	3.6	30	1	48	41	2	14	180	13.8
33	VOGT, Chris	15-15	420	28.0	85-119	.714	0-0	.000	33-52	.635	41	61	102	6.8	44	1	12	24	22	3	203	13.5
02	WILLIAMS, Keith	15-15	422	28.1	63-153	.412	14-37	.378	42-55	.764	22	50	72	4.8	39	4	28	29	14	17	182	12.1
21	CUMBERLAND, Jaevi	15-2	345	23.0	49-128	.383	34-97	.351	25-36	.694	3	23	26	1.7	23	0	27	22	2	9	157	10.5
13	SCOTT, Tre	15-15	465	31.0	53-108	.491	4-19	.211	17-28	.607	40	95	135	9.0	29	0	31	31	11	21	127	8.5
03	ADAMS-WOODS, Mik	14-5	261	18.6	25-49	.510	12-26	.462	16-19	.842	0	33	33	2.4	30	1	17	18	1	5	78	5.6
00	McNEAL, Chris	15-10	330	22.0	22-78	.282	5-42	.119	16-35	.457	6	28	34	2.3	22	0	31	22	2	14	65	4.3
35	SOROLLA, Jaume	9-0	120	13.3	16-27	.593	0-0	.000	5-9	.556	8	21	29	3.2	11	0	8	4	2	1	37	4.1
20	DIARRA, Mamoudou	13-0	110	8.5	11-22	.500	0-0	.000	7-10	.700	14	25	39	3.0	17	0	5	9	4	5	29	2.2
01	DAVENPORT, Jeremia	12-0	91	7.6	6-20	.300	2-9	.222	9-12	.750	6	10	16	1.3	15	0	1	7	0	3	23	1.9
23	HARVEY, Zach	12-0	90	7.5	3-14	.214	0-3	.000	7-14	.500	2	6	8	0.7	12	0	8	6	3	2	13	1.1
05	MOORE, Trevor	6-0	36	6.0	2-8	.250	2-7	.286	0-0	.000	0	9	9	1.5	7	0	3	5	0	1	6	1.0
31	MARTIN, Sam	2-0	2	1.0	0-0	.000	0-0	.000	0-0	.000	0	0	0	0.0	0	0	0	0	0	0	0	0.0
32	KOZ, John	2-0	2	1.0	0-0	.000	0-0	.000	0-0	.000	0	0	0	0.0	0	0	0	0	0	0	0	0.0
45	BANKS, Rob	2-0	2	1.0	0-0	.000	0-0	.000	0-0	.000	0	0	0	0.0	0	0	0	0	0	0	0	0.0
Team											12	18	30				10					
Total.....		15	3075		390-868	.449	94-306	.307	226-340	.665	164	416	580	38.7	279	7	219	228	63	95	1100	73.3
Opponents.....		15	3075		352-889	.396	100-317	.315	197-264	.746	151	359	510	34.0	292	-	175	218	54	98	1001	66.7

<b>TEAM STATISTICS</b>	<b>CIN</b>	<b>OPP</b>	<b>Date</b>	<b>Opponent</b>	<b>Score</b>	<b>Att.</b>
SCORING	1100	1001	11/06/19	at Ohio St.	L 56-64	13845
Points per game	73.3	66.7	11/11/19	DRAKE	W 81-59	10133
Scoring margin	+6.6	-	11/14/19	ALABAMA A&M	W 85-53	9830
FIELD GOALS-ATT	390-868	352-889	11/22/19	vs Illinois State	W 66-65	1924
Field goal pct	.449	.396	11/24/19	vs Bowling Green	Lot 84-91	1525
3 POINT FG-ATT	94-306	100-317	N 11/25/19	vs Valparaiso	Wot 81-77	1924
3-point FG pct	.307	.315	11/30/19	UNLV	Wot 72-65	10783
3-pt FG made per game	6.3	6.7	12/03/19	VERMONT	W 82-73	10220
FREE THROWS-ATT	226-340	197-264	12/07/19	at Xavier	L 66-73	10811
Free throw pct	.665	.746	12/14/19	COLGATE	L 66-67	10416
F-Throws made per game	15.1	13.1	12/18/19	TENNESSEE	W 78-66	12012
REBOUNDS	580	510	12/21/19	vs Iowa	L 70-77	6814
Rebounds per game	38.7	34.0	* 01/01/20	UConn	W 67-51	10833
Rebounding margin	+4.7	-	* 01/04/20	at Tulane	L 71-76	2513
ASSISTS	219	175	* 01/08/20	TULSA	W 75-44	10138
Assists per game	14.6	11.7				
TURNOVERS	228	218				
Turnovers per game	15.2	14.5				
Turnover margin	-0.7	-				
Assist/turnover ratio	1.0	0.8				
STEALS	95	98				
Steals per game	6.3	6.5				
BLOCKS	63	54				
Blocks per game	4.2	3.6				
ATTENDANCE	84365	39356				
Home games-Avg/Game	8-10546	3-9056				
Neutral site-Avg/Game	-	4-3047				

\* = Conference game

<b>Score by Periods</b>	<b>1st</b>	<b>2nd</b>	<b>OT</b>	<b>Totals</b>
Cincinnati	500	565	35	1100
Opponents	426	544	31	1001



**2019-20 Cincinnati Basketball**  
**Cincinnati Combined Team Statistics (as of Jan 08, 2020)**  
**Conference games**



<b>RECORD:</b>	<b>OVERALL</b>	<b>HOME</b>	<b>AWAY</b>	<b>NEUTRAL</b>
ALL GAMES	2-1	2-0	0-1	0-0
CONFERENCE	2-1	2-0	0-1	0-0
NON-CONFERENCE	0-0	0-0	0-0	0-0

#	Player	gp-gs	min	avg	Total		3-Point		F-Throw		Rebounds						a	to	blk	stl	pts	avg
					fg-fga	fg%	3fg-fga	3fg%	ft-fa	ft%	off	def	tot	avg	pf	dq						
33	VOGT, Chris	3-3	87	29.0	23-27	.852	0-0	.000	6-9	.667	8	12	20	6.7	10	0	1	8	6	1	52	17.3
34	CUMBERLAND, Jarron	3-3	94	31.3	16-31	.516	6-11	.545	9-11	.818	5	10	15	5.0	6	0	19	10	0	4	47	15.7
02	WILLIAMS, Keith	3-3	81	27.0	10-30	.333	4-9	.444	7-8	.875	6	9	15	5.0	8	1	4	5	1	3	31	10.3
21	CUMBERLAND, Jaevi	3-0	72	24.0	10-30	.333	6-23	.261	1-2	.500	2	6	8	2.7	3	0	4	5	1	2	27	9.0
13	SCOTT, Tre	3-3	92	30.7	11-16	.688	1-3	.333	0-7	.000	5	23	28	9.3	5	0	13	7	3	8	23	7.7
20	DIARRA, Mamoudou	3-0	27	9.0	4-7	.571	0-0	.000	5-5	1.000	6	5	11	3.7	4	0	2	2	1	1	13	4.3
35	SOROLLA, Jaume	3-0	26	8.7	3-8	.375	0-0	.000	1-3	.333	0	3	3	1.0	2	0	0	1	1	0	7	2.3
03	ADAMS-WOODS, Mik	3-3	54	18.0	2-8	.250	1-6	.167	1-2	.500	0	5	5	1.7	11	1	5	4	0	0	6	2.0
01	DAVENPORT, Jeremia	2-0	12	6.0	1-4	.250	1-4	.250	0-0	.000	0	0	0	0.0	1	0	0	1	0	0	3	1.5
00	McNEAL, Chris	3-0	49	16.3	2-13	.154	0-5	.000	0-0	.000	1	6	7	2.3	4	0	4	3	0	1	4	1.3
23	HARVEY, Zach	2-0	6	3.0	0-2	.000	0-1	.000	0-1	.000	1	2	3	1.5	2	0	0	0	0	1	0	0.0
Team											3	3	6					1				
Total.....		3	600		82-176	.466	19-62	.306	30-48	.625	37	84	121	40.3	56	2	52	47	13	21	213	71.0
Opponents.....		3	600		59-168	.351	12-51	.235	41-53	.774	31	61	92	30.7	46	-	26	41	18	21	171	57.0

<b>TEAM STATISTICS</b>	<b>CIN</b>	<b>OPP</b>
SCORING	213	171
Points per game	71.0	57.0
Scoring margin	+14.0	-
FIELD GOALS-ATT	82-176	59-168
Field goal pct	.466	.351
3 POINT FG-ATT	19-62	12-51
3-point FG pct	.306	.235
3-pt FG made per game	6.3	4.0
FREE THROWS-ATT	30-48	41-53
Free throw pct	.625	.774
F-Throws made per game	10.0	13.7
REBOUNDS	121	92
Rebounds per game	40.3	30.7
Rebounding margin	+9.7	-
ASSISTS	52	26
Assists per game	17.3	8.7
TURNOVERS	47	41
Turnovers per game	15.7	13.7
Turnover margin	-2.0	-
Assist/turnover ratio	1.1	0.6
STEALS	21	21
Steals per game	7.0	7.0
BLOCKS	13	18
Blocks per game	4.3	6.0
ATTENDANCE	20971	2513
Home games-Avg/Game	2-10486	1-2513
Neutral site-Avg/Game	-	0-0

<b>Date</b>	<b>Opponent</b>		<b>Score</b>	<b>Att.</b>
* 01/01/20	UCONN	w	67-51	10833
* 01/04/20	at Tulane	L	71-76	2513
* 01/08/20	TULSA	w	75-44	10138

\* = Conference game

<b>Score by Periods</b>	<b>1st</b>	<b>2nd</b>	<b>Totals</b>
Cincinnati	100	113	213
Opponents	73	98	171



**2019-20 Cincinnati Basketball**  
**Cincinnati Team Game-by-Game Comparison (as of Jan 08, 2020)**  
**All games**



Opponent	1st	2nd	Score	Mar	Total FG	FG Pct	3-Pointers	3FG Pct	Free Throws	FT Pct	Rebounds	Assist	T/Over	Block	Steal	Fouls
Ohio St.	26/19	30/45	56-64	(8)	19-57/20-49	.333/.408	4-21/5-16	.190/.313	14-23/19-29	.609/.655	37/41 (4)	9/9	14/15	1/2	6/2	27/18
DRAKE	44/25	37/34	81-59	+22	31-60/22-62	.517/.355	11-26/4-19	.423/.211	8-12/11-17	.667/.647	40/31 +9	20/15	13/12	4/3	7/7	18/17
ALABAMA A&M	35/23	50/30	85-53	+32	30-58/21-67	.517/.313	7-22/6-24	.318/.250	18-27/5-8	.667/.625	53/27 +26	21/10	18/14	5/1	8/11	11/23
Illinois State	30/33	36/32	66-65	+1	22-49/27-62	.449/.435	1-16/6-15	.063/.400	21-30/5-9	.700/.556	35/35 -	7/9	17/16	4/1	4/4	17/22
Bowling Green	41/29	31/43	84-91	(7)	22-59/30-72	.373/.417	9-26/8-28	.346/.286	31-55/23-30	.564/.767	44/47 (3)	11/15	18/12	4/3	5/7	28/35
Valparaiso	30/34	40/36	81-77	+4	31-56/28-66	.554/.424	4-13/7-22	.308/.318	15-20/14-15	.750/.933	36/29 +7	14/11	23/18	3/4	6/12	17/20
UNLV	24/33	36/27	72-65	+7	24-61/20-63	.393/.317	5-19/10-32	.263/.313	19-29/15-20	.655/.750	41/43 (2)	18/11	12/17	7/1	7/3	14/22
VERMONT	40/27	42/46	82-73	+9	24-53/24-61	.453/.393	12-19/15-28	.632/.536	22-26/10-13	.846/.769	36/31 +5	16/15	11/12	6/5	6/5	17/22
Xavier	29/32	37/41	66-73	(7)	24-60/28-60	.400/.467	6-24/6-19	.250/.316	12-19/11-15	.632/.733	41/36 +5	9/17	17/11	5/3	5/8	22/17
COLGATE	32/25	34/42	66-67	(1)	25-52/27-58	.481/.466	5-19/7-24	.263/.292	11-17/6-8	.647/.750	33/29 +4	11/8	16/12	6/2	5/5	11/15
TENNESSEE	38/34	40/32	78-66	+12	31-55/23-51	.564/.451	5-15/3-15	.333/.200	11-16/17-17	.688/1000	32/21 +11	17/13	15/14	2/4	2/10	16/18
Iowa	31/39	39/38	70-77	(7)	25-72/23-50	.347/.460	6-24/11-24	.250/.458	14-18/20-30	.778/.667	31/48 (17)	14/16	7/24	3/7	13/3	25/17
UCONN	35/19	32/32	67-51	+16	26-56/18-56	.464/.321	2-9/4-19	.222/.211	13-24/11-14	.542/.786	40/34 +6	16/9	13/16	3/13	7/7	17/19
Tulane	39/32	32/44	71-76	(5)	26-58/22-53	.448/.415	7-27/8-15	.259/.533	12-13/24-27	.923/.889	35/29 +6	18/8	17/10	4/3	6/6	22/14
TULSA	26/22	49/22	75-44	+31	30-62/19-59	.484/.322	10-26/0-17	.385/.000	5-11/6-12	.455/.500	46/29 +17	18/9	17/15	6/2	8/8	17/13

Note: Game totals are displayed in the format TEAM/OPPONENT for each category



**2019-20 Cincinnati Basketball**  
**Cincinnati Game-by-Game Highs (as of Jan 08, 2020)**  
**All games**



Opponent	Date	Score	Points	Rebounds	Assists	Steals	Blocked shots
at Ohio St.	11/06/19	56-64	13-CUMBERLAND, Ja WILLIAMS, Keith	12-SCOTT, Tre	3-CUMBERLAND, Ja	4-McNEAL, Chris	1-VOGT, Chris
DRAKE	11/11/19	81-59	17-CUMBERLAND, Ja	11-SCOTT, Tre	4-McNEAL, Chris	3-McNEAL, Chris	2-VOGT, Chris
ALABAMA A&M	11/14/19	85-53	18-VOGT, Chris	10-VOGT, Chris	6-CUMBERLAND, Ja	5-CUMBERLAND, Ja	2-WILLIAMS, Keith
vs Illinois State	11/22/19	66-65	23-CUMBERLAND, Ja	13-VOGT, Chris	3-SCOTT, Tre	2-CUMBERLAND, Ja	2-SCOTT, Tre
vs Bowling Green	11/24/19	84-91	21-CUMBERLAND, Ja	11-SCOTT, Tre	4-McNEAL, Chris	1-CUMBERLAND, Ja SCOTT, Tre WILLIAMS, Keith VOGT, Chris DIARRA, Mamoudo	1-WILLIAMS, Keith McNEAL, Chris SCOTT, Tre VOGT, Chris
vs Valparaiso	11/25/19	81-77	21-VOGT, Chris	11-SCOTT, Tre	4-CUMBERLAND, Ja HARVEY, Zach	3-SCOTT, Tre	2-WILLIAMS, Keith
UNLV	11/30/19	72-65	20-CUMBERLAND, Ja	9-SCOTT, Tre	5-CUMBERLAND, Ja	3-WILLIAMS, Keith	3-VOGT, Chris
VERMONT	12/03/19	82-73	23-WILLIAMS, Keith	12-SCOTT, Tre	5-WILLIAMS, Keith	2-WILLIAMS, Keith	3-VOGT, Chris
at Xavier	12/07/19	66-73	15-WILLIAMS, Keith	9-WILLIAMS, Keith	4-CUMBERLAND, Ja	3-SCOTT, Tre	3-SCOTT, Tre
COLGATE	12/14/19	66-67	16-VOGT, Chris	7-VOGT, Chris WILLIAMS, Keith	4-CUMBERLAND, Ja	4-WILLIAMS, Keith	3-WILLIAMS, Keith
TENNESSEE	12/18/19	78-66	15-SCOTT, Tre	7-SCOTT, Tre	4-ADAMS-WOODS, CUMBERLAND, Jar	2-CUMBERLAND, Ja	1-VOGT, Chris WILLIAMS, Keith
vs Iowa	12/21/19	70-77	18-CUMBERLAND, Ja	8-VOGT, Chris	4-McNEAL, Chris	5-McNEAL, Chris	1-DIARRA, Mamoudo WILLIAMS, Keith VOGT, Chris
UCONN	01/01/20	67-51	19-VOGT, Chris	13-SCOTT, Tre	5-ADAMS-WOODS, CUMBERLAND, Jar	3-SCOTT, Tre	2-VOGT, Chris
at Tulane	01/04/20	71-76	21-VOGT, Chris	6-CUMBERLAND, Ja WILLIAMS, Keith SCOTT, Tre	8-SCOTT, Tre	2-CUMBERLAND, Ja	2-VOGT, Chris
TULSA	01/08/20	75-44	22-CUMBERLAND, Ja	11-VOGT, Chris	8-CUMBERLAND, Ja	4-SCOTT, Tre	2-VOGT, Chris



**2019-20 Cincinnati Basketball**  
**Cincinnati Points-Rebounds-Assists (as of Jan 08, 2020)**  
**All games**



Opponent	Date	Score		00 MCNEAL,CHR	01 DAVENPORT,	02 WILLIAMS,K	03 ADAMS-WOOD	05 MOORE,TREV	13 SCOTT,TRE	20 DIARRA,MAM
at Ohio St.	11/06/19	56-64	L	10-4-1	3-2-0	13-2-0	DNP	DNP	3-12-2	0-0-0
DRAKE	11/11/19	81-59	w	12-2-4	0-2-0	8-3-3	2-5-3	0-0-1	5-11-2	4-5-0
ALABAMA A&M	11/14/19	85-53	w	2-4-4	6-3-0	11-4-3	5-1-1	3-3-1	16-8-0	2-9-1
vs Illinois State	11/22/19	66-65	w	2-3-0	0-1-0	12-2-1	0-1-0	0-3-1	14-7-3	0-1-0
vs Bowling Green	11/24/19	84-91	L	17-7-4	7-6-0	4-2-1	0-0-0	3-1-0	8-11-1	0-3-1
vs Valparaiso	11/25/19	81-77	w	7-2-1	2-1-1	17-7-2	10-1-0	0-0-0	12-11-0	3-2-1
UNLV	11/30/19	72-65	w	0-0-3	2-0-0	14-8-3	10-5-1	0-2-0	4-9-4	3-1-0
VERMONT	12/03/19	82-73	w	0-2-3	0-1-0	23-5-5	6-3-2	DNP	13-12-0	0-0-0
at Xavier	12/07/19	66-73	L	2-1-1	0-0-0	15-9-1	10-3-0	DNP	2-6-0	2-6-0
COLGATE	12/14/19	66-67	L	0-0-2	0-0-0	15-7-1	8-1-0	DNP	6-6-2	DNP
TENNESSEE	12/18/19	78-66	w	0-1-0	DNP	11-5-3	11-3-4	DNP	15-7-1	DNP
vs Iowa	12/21/19	70-77	L	9-1-4	DNP	8-3-1	10-5-1	DNP	6-7-3	2-1-0
UCONN	01/01/20	67-51	w	2-1-0	DNP	4-4-2	4-3-5	DNP	10-13-3	5-2-0
at Tulane	01/04/20	71-76	L	0-5-2	3-0-0	18-6-0	2-1-0	DNP	3-6-8	6-4-1
TULSA	01/08/20	75-44	w	2-1-2	0-0-0	9-5-2	0-1-0	DNP	10-9-2	2-5-1

Opponent	Date	Score		21 CUMBERLAND	23 HARVEY,ZAC	31 MARTIN,SAM	32 KOZ,JOHN	33 VOGT,CHRIS	34 CUMBERLAND	35 SOROLLA,JA
at Ohio St.	11/06/19	56-64	L	3-1-1	1-1-0	DNP	DNP	4-4-0	13-3-3	6-4-2
DRAKE	11/11/19	81-59	w	17-0-2	2-0-1	0-0-0	0-0-0	12-3-1	11-1-1	8-6-2
ALABAMA A&M	11/14/19	85-53	w	13-3-6	4-2-2	0-0-0	0-0-0	18-10-2	DNP	5-5-1
vs Illinois State	11/22/19	66-65	w	2-0-0	0-0-0	DNP	DNP	13-13-1	23-2-1	DNP
vs Bowling Green	11/24/19	84-91	L	21-2-2	3-0-0	DNP	DNP	10-7-1	11-4-1	DNP
vs Valparaiso	11/25/19	81-77	w	6-1-4	3-1-4	DNP	DNP	21-7-1	DNP	DNP
UNLV	11/30/19	72-65	w	5-1-1	0-0-1	DNP	DNP	14-5-0	20-6-5	DNP
VERMONT	12/03/19	82-73	w	21-2-1	0-1-0	DNP	DNP	11-6-2	8-2-3	DNP
at Xavier	12/07/19	66-73	L	14-3-3	DNP	DNP	DNP	10-8-0	11-5-4	DNP
COLGATE	12/14/19	66-67	L	13-2-0	0-0-0	DNP	DNP	16-7-0	8-6-4	0-3-2
TENNESSEE	12/18/19	78-66	w	11-2-2	DNP	DNP	DNP	11-4-2	10-2-4	9-4-1
vs Iowa	12/21/19	70-77	L	4-1-1	0-0-0	DNP	DNP	11-8-1	18-1-3	2-4-0
UCONN	01/01/20	67-51	w	3-3-1	0-2-0	DNP	DNP	19-5-0	15-2-5	5-2-0
at Tulane	01/04/20	71-76	L	8-2-1	DNP	DNP	DNP	21-4-0	10-6-6	0-0-0
TULSA	01/08/20	75-44	w	16-3-2	0-1-0	DNP	DNP	12-11-1	22-7-8	2-1-0





2019-20 Cincinnati Basketball  
Cincinnati Points-Rebounds-Assists (as of Jan 08, 2020)  
All games



45				
Opponent	Date	Score	BANKS,ROB	
at Ohio St.	11/06/19	56-64	L	DNP
DRAKE	11/11/19	81-59	W	0-0-0
ALABAMA A&M	11/14/19	85-53	W	0-0-0
vs Illinois State	11/22/19	66-65	W	DNP
vs Bowling Green	11/24/19	84-91	L	DNP
vs Valparaiso	11/25/19	81-77	W	DNP
UNLV	11/30/19	72-65	W	DNP
VERMONT	12/03/19	82-73	W	DNP
at Xavier	12/07/19	66-73	L	DNP
COLGATE	12/14/19	66-67	L	DNP
TENNESSEE	12/18/19	78-66	W	DNP
vs Iowa	12/21/19	70-77	L	DNP
UConn	01/01/20	67-51	W	DNP
at Tulane	01/04/20	71-76	L	DNP
TULSA	01/08/20	75-44	W	DNP



**2019-20 Cincinnati Basketball**  
**Cincinnati Player High/Low Analysis (as of Jan 08, 2020)**  
**All games**



**Cincinnati - INDIVIDUAL GAME HIGHS**

Points	23	WILLIAMS, Keith vs Vermont (12/03/19)
	23	CUMBERLAND, Jarron vs Illinois State (11/22/19)
	22	CUMBERLAND, Jarron vs Tulsa (01/08/20)
	21	VOGT, Chris at Tulane (01/04/20)
	21	CUMBERLAND, Jaevin vs Vermont (12/03/19)
	21	VOGT, Chris vs Valparaiso (11/25/19)
	21	CUMBERLAND, Jaevin vs Bowling Green (11/24/19)
Field Goals Made	9	VOGT, Chris at Tulane (01/04/20)
	9	VOGT, Chris vs Valparaiso (11/25/19)
Field Goal Att.	16	CUMBERLAND, Jarron vs Iowa (12/21/19)
	16	CUMBERLAND, Jarron vs Illinois State (11/22/19)
FG Pct (min 5 made)	1.000 (6-6)	VOGT, Chris vs Tulsa (01/08/20)
	1.000 (5-5)	SCOTT, Tre vs UConn (01/01/20)
3-Point FG Made	6	CUMBERLAND, Jaevin vs Bowling Green (11/24/19)
	5	CUMBERLAND, Jaevin vs Vermont (12/03/19)
	5	CUMBERLAND, Jaevin vs Drake (11/11/19)
3-Point FG Att.	14	CUMBERLAND, Jaevin vs Bowling Green (11/24/19)
	12	CUMBERLAND, Jaevin at Tulane (01/04/20)
3-Pt FG Pct (min 2 made)	1.000 (4-4)	WILLIAMS, Keith vs Vermont (12/03/19)
	1.000 (2-2)	ADAMS-WOODS, Mika at Xavier (12/07/19)
Free Throws Made	12	CUMBERLAND, Jarron vs UNLV (11/30/19)
	12	CUMBERLAND, Jarron vs Illinois State (11/22/19)
Free Throw Att.	21	McNEAL, Chris vs Bowling Green (11/24/19)
	17	CUMBERLAND, Jarron vs UNLV (11/30/19)
	17	CUMBERLAND, Jarron vs Illinois State (11/22/19)
FT Pct (min 3 made)	1.000 (4-4)	CUMBERLAND, Jarron vs Tulsa (01/08/20)
	1.000 (4-4)	WILLIAMS, Keith at Tulane (01/04/20)
	1.000 (4-4)	DIARRA, Mamoudou at Tulane (01/04/20)
	1.000 (4-4)	ADAMS-WOODS, Mika vs Tennessee (12/18/19)
	1.000 (4-4)	ADAMS-WOODS, Mika vs Vermont (12/03/19)
	1.000 (4-4)	SCOTT, Tre vs Vermont (12/03/19)
	1.000 (3-3)	CUMBERLAND, Jarron vs Colgate (12/14/19)
	1.000 (3-3)	WILLIAMS, Keith vs Colgate (12/14/19)
	1.000 (3-3)	DAVENPORT, Jeremiah at Ohio St. (11/06/19)
Rebounds	13	SCOTT, Tre vs UConn (01/01/20)
	13	VOGT, Chris vs Illinois State (11/22/19)
Assists	8	CUMBERLAND, Jarron vs Tulsa (01/08/20)
	8	SCOTT, Tre at Tulane (01/04/20)
Steals	5	McNEAL, Chris vs Iowa (12/21/19)
	5	CUMBERLAND, Jaevin vs Alabama A&M (11/14/19)
Blocked Shots	3	WILLIAMS, Keith vs Colgate (12/14/19)
	3	SCOTT, Tre at Xavier (12/07/19)
	3	VOGT, Chris vs Vermont (12/03/19)
	3	VOGT, Chris vs UNLV (11/30/19)
Turnovers	6	CUMBERLAND, Jarron vs Tennessee (12/18/19)
	5	CUMBERLAND, Jarron vs Tulsa (01/08/20)
Fouls	5	WILLIAMS, Keith at Tulane (01/04/20)
	5	ADAMS-WOODS, Mika at Tulane (01/04/20)
	5	WILLIAMS, Keith vs Iowa (12/21/19)
	5	CUMBERLAND, Jarron vs Tennessee (12/18/19)
	5	WILLIAMS, Keith at Xavier (12/07/19)
	5	WILLIAMS, Keith vs Bowling Green (11/24/19)
	5	VOGT, Chris at Ohio St. (11/06/19)



**2019-20 Cincinnati Basketball**  
**Cincinnati Opponent High/Low Analysis (as of Jan 08, 2020)**  
**All games**



**OPPONENT INDIVIDUAL GAME HIGHS**

Points	32	FREEMAN-LIBERTY, J. vs Valparaiso (11/25/19)
	31	Naji Marshall at Xavier (12/07/19)
	29	Elijah Mitrou-Long vs UNLV (11/30/19)
	28	FRYE, Dylan vs Bowling Green (11/24/19)
	22	Teshaun Hightower at Tulane (01/04/20)
Field Goals Made	13	FREEMAN-LIBERTY, J. vs Valparaiso (11/25/19)
	12	Naji Marshall at Xavier (12/07/19)
Field Goal Att.	25	FREEMAN-LIBERTY, J. vs Valparaiso (11/25/19)
	24	Amauri Hardy vs UNLV (11/30/19)
FG Pct (min 5 made)	.857 (6-7)	Kyle Young at Ohio St. (11/06/19)
	.750 (6-8)	John Fulkerson vs Tennessee (12/18/19)
3-Point FG Made	5	Kevin Zhang at Tulane (01/04/20)
	5	Elijah Mitrou-Long vs UNLV (11/30/19)
3-Point FG Att.	17	Amauri Hardy vs UNLV (11/30/19)
	11	Naji Marshall at Xavier (12/07/19)
3-Pt FG Pct (min 2 made)	1.000 (5-5)	Kevin Zhang at Tulane (01/04/20)
	1.000 (3-3)	Ryan Davis vs Vermont (12/03/19)
	1.000 (2-2)	Bailey Patella vs Vermont (12/03/19)
Free Throws Made	11	Christion Thompson at Tulane (01/04/20)
	9	FRYE, Dylan vs Bowling Green (11/24/19)
Free Throw Att.	12	Christion Thompson at Tulane (01/04/20)
	11	Anthony Lamb vs Vermont (12/03/19)
FT Pct (min 3 made)	1.000 (6-6)	Lamonte Turner vs Tennessee (12/18/19)
	1.000 (6-6)	Elijah Mitrou-Long vs UNLV (11/30/19)
	1.000 (6-6)	CJ Walker at Ohio St. (11/06/19)
	1.000 (5-5)	PLOWDEN, Daeqwon vs Bowling Green (11/24/19)
	1.000 (5-5)	Anthony Murphy vs Drake (11/11/19)
	1.000 (4-4)	James Bouknight vs UConn (01/01/20)
	1.000 (4-4)	Bakari Evelyn vs Iowa (12/21/19)
	1.000 (4-4)	Jordan Bowden vs Tennessee (12/18/19)
	1.000 (4-4)	Davonte Gaines vs Tennessee (12/18/19)
	1.000 (3-3)	Nic Thomas at Tulane (01/04/20)
	1.000 (3-3)	FREEMAN-LIBERTY, J. vs Valparaiso (11/25/19)
	1.000 (3-3)	McMILLAN, Mileek vs Valparaiso (11/25/19)
Rebounds	13	Luka Garza vs Iowa (12/21/19)
	13	Kyle Young at Ohio St. (11/06/19)
Assists	8	Quentin Goodin at Xavier (12/07/19)
	7	Anthony Lamb vs Vermont (12/03/19)
Steals	5	Naji Marshall at Xavier (12/07/19)
	4	John Fulkerson vs Tennessee (12/18/19)
	4	FREEMAN-LIBERTY, J. vs Valparaiso (11/25/19)
	4	Brandon Miller vs Alabama A&M (11/14/19)
Blocked Shots	5	Luka Garza vs Iowa (12/21/19)
	4	Akok Akok vs UConn (01/01/20)
	4	Isaiah Whaley vs UConn (01/01/20)
	4	Anthony Lamb vs Vermont (12/03/19)
Turnovers	5	Bakari Evelyn vs Iowa (12/21/19)
	5	McMILLAN, Mileek vs Valparaiso (11/25/19)
	5	Cameron Tucker vs Alabama A&M (11/14/19)
Fouls	5	Josiah-Jordan James vs Tennessee (12/18/19)
	5	SIERRA, Marlon vs Bowling Green (11/24/19)
	5	SWINGLE, Dylan vs Bowling Green (11/24/19)
	5	MATTOS, Taylor vs Bowling Green (11/24/19)





**2019-20 Cincinnati Basketball**  
**Cincinnati Team High/Low Analysis (as of Jan 08, 2020)**  
**All games**



**Cincinnati - TEAM GAME HIGHS**

POINTS	85	ALABAMA A&M (11/14/19)
	84	vs Bowling Green (11/24/19)
	82	VERMONT (12/03/19)
	81	vs Valparaiso (11/25/19)
	81	DRAKE (11/11/19)
FIELD GOALS MADE	31	TENNESSEE (12/18/19)
	31	vs Valparaiso (11/25/19)
	31	DRAKE (11/11/19)
FIELD GOAL ATTEMPTS	72	vs Iowa (12/21/19)
	62	TULSA (01/08/20)
FIELD GOAL PERCENTAGE	.564 (31-55)	TENNESSEE (12/18/19)
	.554 (31-56)	vs Valparaiso (11/25/19)
3 PT FIELD GOALS MADE	12	VERMONT (12/03/19)
	11	DRAKE (11/11/19)
3 PT FG ATTEMPTS	27	at Tulane (01/04/20)
	26	TULSA (01/08/20)
	26	vs Bowling Green (11/24/19)
	26	DRAKE (11/11/19)
3 PT FG PERCENTAGE	.632 (12-19)	VERMONT (12/03/19)
	.423 (11-26)	DRAKE (11/11/19)
FREE THROWS MADE	31	vs Bowling Green (11/24/19)
	22	VERMONT (12/03/19)
FREE THROW ATTEMPTS	55	vs Bowling Green (11/24/19)
	30	vs Illinois State (11/22/19)
FREE THROW PERCENTAGE	.923 (12-13)	at Tulane (01/04/20)
	.846 (22-26)	VERMONT (12/03/19)
REBOUNDS	53	ALABAMA A&M (11/14/19)
	46	TULSA (01/08/20)
ASSISTS	21	ALABAMA A&M (11/14/19)
	20	DRAKE (11/11/19)
STEALS	13	vs Iowa (12/21/19)
	8	TULSA (01/08/20)
	8	ALABAMA A&M (11/14/19)
BLOCKED SHOTS	7	UNLV (11/30/19)
	6	TULSA (01/08/20)
	6	COLGATE (12/14/19)
	6	VERMONT (12/03/19)
TURNOVERS	23	vs Valparaiso (11/25/19)
	18	vs Bowling Green (11/24/19)
	18	ALABAMA A&M (11/14/19)
FOULS	28	vs Bowling Green (11/24/19)
	27	at Ohio St. (11/06/19)





**2019-20 Cincinnati Basketball**  
**Cincinnati High/Low Analysis (as of Jan 08, 2020)**  
**All games**



**Opponent - GAME HIGHS**

POINTS	91	vs Bowling Green (11/24/19)
	77	vs Iowa (12/21/19)
	77	vs Valparaiso (11/25/19)
	76	at Tulane (01/04/20)
	73	at Xavier (12/07/19)
	73	VERMONT (12/03/19)
FIELD GOALS MADE	30	vs Bowling Green (11/24/19)
	28	at Xavier (12/07/19)
	28	vs Valparaiso (11/25/19)
FIELD GOAL ATTEMPTS	72	vs Bowling Green (11/24/19)
	67	ALABAMA A&M (11/14/19)
FIELD GOAL PERCENTAGE	.467 (28-60)	at Xavier (12/07/19)
	.466 (27-58)	COLGATE (12/14/19)
3 PT FIELD GOALS MADE	15	VERMONT (12/03/19)
	11	vs Iowa (12/21/19)
3 PT FG ATTEMPTS	32	UNLV (11/30/19)
	28	VERMONT (12/03/19)
	28	vs Bowling Green (11/24/19)
3 PT FG PERCENTAGE	.536 (15-28)	VERMONT (12/03/19)
	.533 (8-15)	at Tulane (01/04/20)
FREE THROWS MADE	24	at Tulane (01/04/20)
	23	vs Bowling Green (11/24/19)
FREE THROW ATTEMPTS	30	vs Iowa (12/21/19)
	30	vs Bowling Green (11/24/19)
FREE THROW PERCENTAGE	1.000 (17-17)	TENNESSEE (12/18/19)
	.933 (14-15)	vs Valparaiso (11/25/19)
REBOUNDS	48	vs Iowa (12/21/19)
	47	vs Bowling Green (11/24/19)
ASSISTS	17	at Xavier (12/07/19)
	16	vs Iowa (12/21/19)
STEALS	12	vs Valparaiso (11/25/19)
	11	ALABAMA A&M (11/14/19)
BLOCKED SHOTS	13	UCONN (01/01/20)
	7	vs Iowa (12/21/19)
TURNOVERS	24	vs Iowa (12/21/19)
	18	vs Valparaiso (11/25/19)
FOULS	35	vs Bowling Green (11/24/19)
	23	ALABAMA A&M (11/14/19)



**2019-20 Cincinnati Basketball**  
**Cincinnati High/Low Analysis (as of Jan 08, 2020)**  
**All games**



**Cincinnati - GAME LOWS**

POINTS	56	at Ohio St. (11/06/19)
	66	vs Illinois State (11/22/19)
	66	at Xavier (12/07/19)
	66	COLGATE (12/14/19)
	67	UCONN (01/01/20)
FIELD GOALS MADE	19	at Ohio St. (11/06/19)
	22	vs Illinois State (11/22/19)
	22	vs Bowling Green (11/24/19)
FIELD GOAL ATTEMPTS	49	vs Illinois State (11/22/19)
	52	COLGATE (12/14/19)
FIELD GOAL PERCENTAGE	.333 (19-57)	at Ohio St. (11/06/19)
	.347 (25-72)	vs Iowa (12/21/19)
3 PT FIELD GOALS MADE	1	vs Illinois State (11/22/19)
	2	UCONN (01/01/20)
3 PT FG ATTEMPTS	9	UCONN (01/01/20)
	13	vs Valparaiso (11/25/19)
3 PT FG PERCENTAGE	.063 (1-16)	vs Illinois State (11/22/19)
	.190 (4-21)	at Ohio St. (11/06/19)
FREE THROWS MADE	5	TULSA (01/08/20)
	8	DRAKE (11/11/19)
FREE THROW ATTEMPTS	11	TULSA (01/08/20)
	12	DRAKE (11/11/19)
FREE THROW PERCENTAGE	.455 (5-11)	TULSA (01/08/20)
	.542 (13-24)	UCONN (01/01/20)
REBOUNDS	31	vs Iowa (12/21/19)
	32	TENNESSEE (12/18/19)
ASSISTS	7	vs Illinois State (11/22/19)
	9	at Ohio St. (11/06/19)
	9	at Xavier (12/07/19)
STEALS	2	TENNESSEE (12/18/19)
	4	vs Illinois State (11/22/19)
BLOCKED SHOTS	1	at Ohio St. (11/06/19)
	2	TENNESSEE (12/18/19)
TURNOVERS	7	vs Iowa (12/21/19)
	11	VERMONT (12/03/19)
FOULS	11	ALABAMA A&M (11/14/19)
	11	COLGATE (12/14/19)



**2019-20 Cincinnati Basketball**  
**Cincinnati High/Low Analysis (as of Jan 08, 2020)**  
**All games**



**Opponent - GAME LOWS**

POINTS	44	TULSA (01/08/20)
	51	UCONN (01/01/20)
	53	ALABAMA A&M (11/14/19)
	59	DRAKE (11/11/19)
	64	at Ohio St. (11/06/19)
FIELD GOALS MADE	18	UCONN (01/01/20)
	19	TULSA (01/08/20)
FIELD GOAL ATTEMPTS	49	at Ohio St. (11/06/19)
	50	vs Iowa (12/21/19)
FIELD GOAL PERCENTAGE	.313 (21-67)	ALABAMA A&M (11/14/19)
	.317 (20-63)	UNLV (11/30/19)
3 PT FIELD GOALS MADE	0	TULSA (01/08/20)
	3	TENNESSEE (12/18/19)
3 PT FG ATTEMPTS	15	vs Illinois State (11/22/19)
	15	TENNESSEE (12/18/19)
	15	at Tulane (01/04/20)
3 PT FG PERCENTAGE	.000 (0-17)	TULSA (01/08/20)
	.200 (3-15)	TENNESSEE (12/18/19)
FREE THROWS MADE	5	ALABAMA A&M (11/14/19)
	5	vs Illinois State (11/22/19)
FREE THROW ATTEMPTS	8	ALABAMA A&M (11/14/19)
	8	COLGATE (12/14/19)
FREE THROW PERCENTAGE	.500 (6-12)	TULSA (01/08/20)
	.556 (5-9)	vs Illinois State (11/22/19)
REBOUNDS	21	TENNESSEE (12/18/19)
	27	ALABAMA A&M (11/14/19)
ASSISTS	8	COLGATE (12/14/19)
	8	at Tulane (01/04/20)
STEALS	2	at Ohio St. (11/06/19)
	3	UNLV (11/30/19)
	3	vs Iowa (12/21/19)
BLOCKED SHOTS	1	ALABAMA A&M (11/14/19)
	1	vs Illinois State (11/22/19)
	1	UNLV (11/30/19)
TURNOVERS	10	at Tulane (01/04/20)
	11	at Xavier (12/07/19)
FOULS	13	TULSA (01/08/20)
	14	at Tulane (01/04/20)



Official Basketball Box Score -- Game Totals -- Final Statistics

**UCF vs Cincinnati**

02/21/19 7:00 pm at Fifth Third Arena (Cincinnati, Ohio)



**UCF 55 • 19-6, 9-4**

##	Player		Total	3-Ptr	FT-FTA	Rebounds			PF	TP	A	TO	Blk	Stl	Min
			FG-FGA	FG-FGA		Off	Def	Tot							
35	Collin Smith	f	2-4	0-0	1-1	2	3	5	2	5	0	3	0	0	29
24	Tacko Fall	c	3-3	0-0	1-3	1	3	4	3	7	1	3	5	0	34
01	B.J. Taylor	g	4-14	2-8	2-2	0	2	2	0	12	3	2	0	1	36
02	Terrell Allen	g	2-5	1-4	0-0	0	3	3	3	5	5	2	0	2	33
15	Aubrey Dawkins	g	7-13	4-6	0-0	0	3	3	1	18	1	1	0	1	37
04	Cesar DeJesus		0-1	0-0	0-0	0	0	0	0	0	0	1	0	0	2
10	Dayon Griffin		0-1	0-0	0-0	0	1	1	0	0	1	1	0	0	12
20	Frank Bertz		2-2	2-2	0-0	0	0	0	0	6	0	0	0	0	5
21	Chad Brown		1-2	0-0	0-1	1	0	1	2	2	0	2	0	0	12
Team						3	2	5				2			
Totals			21-45	9-20	4-7	7	17	24	11	55	11	17	5	4	200

FG % 1st Half: 7-20 35.0% 2nd half: 14-25 56.0% Game: 21-45 46.7%  
 3FG % 1st Half: 3-8 37.5% 2nd half: 6-12 50.0% Game: 9-20 45.0%  
 FT % 1st Half: 1-2 50.0% 2nd half: 3-5 60.0% Game: 4-7 57.1%

Deadball  
Rebounds  
3,1

**Cincinnati 60 • 22-4, 11-2**

##	Player		Total	3-Ptr	FT-FTA	Rebounds			PF	TP	A	TO	Blk	Stl	Min
			FG-FGA	FG-FGA		Off	Def	Tot							
13	SCOTT, Tre	f	3-7	1-2	0-0	3	2	5	1	7	2	2	1	1	29
33	BROOKS, Nysier	c	3-4	0-0	3-4	4	3	7	4	9	0	2	0	1	34
02	WILLIAMS, Keith	g	4-12	2-3	2-2	0	0	0	1	12	1	1	1	0	30
03	JENIFER, Justin	g	4-7	2-5	2-2	0	2	2	1	12	3	0	0	0	23
34	CUMBERLAND, Jarron	g	3-13	1-1	4-4	3	4	7	2	11	6	4	2	1	38
00	JOHNSON, Logan		0-0	0-0	0-0	0	0	0	0	0	0	0	0	0	0+
05	MOORE, Trevor		0-1	0-1	0-0	0	2	2	1	0	0	2	0	0	13
10	FREDERICKS, Rashawn		0-1	0-0	0-0	0	1	1	1	0	0	0	0	0	5
15	BROOME, Cane		4-7	1-2	0-0	0	1	1	0	9	1	2	0	0	22
22	NSOSEME, Eliel		0-0	0-0	0-0	0	0	0	2	0	0	0	0	0	6
Team						1	2	3				1			
Totals			21-52	7-14	11-12	11	17	28	13	60	13	14	4	3	200

FG % 1st Half: 10-24 41.7% 2nd half: 11-28 39.3% Game: 21-52 40.4%  
 3FG % 1st Half: 4-6 66.7% 2nd half: 3-8 37.5% Game: 7-14 50.0%  
 FT % 1st Half: 2-2 100.0 2nd half: 9-10 90.0% Game: 11-12 91.7%

Deadball  
Rebounds  
3

Officials: Jeffrey Anderson, Don Daily, Michael Stephens

Technical fouls: UCF-TEAM. Cincinnati-None.

Attendance: 12377

Score by periods	1st	2nd	Total
UCF	18	37	55
Cincinnati	26	34	60

	In Paint	Off T/O	2nd Chance	Fast Break	Bench
Points UCF	14	18	4	8	8
CIN	16	17	13	2	9

Last FG - UCF 2nd-00:07, CIN 2nd-00:24.

Largest lead - UCF by 8 1st-16:13, CIN by 8 1st-01:34.

Score tied - 3 times.

Lead changed - 4 times.



Official Basketball Box Score -- Game Totals -- Final Statistics  
**Cincinnati vs UCF**  
**03/07/19 7:00 pm at Orlando, Fla. (CFE Arena)**



**Cincinnati 55 • 25-5, 14-3**

##	Player		Total		3-Ptr	FT-FTA	Rebounds			PF	TP	A	TO	Blk	Stl	Min
			FG-FGA	FG-FGA	FG-FGA		Off	Def	Tot							
13	SCOTT, Tre	f	9-15	2-3	0-1	6	3	9	1	20	3	1	0	1		39
33	BROOKS, Nysier	c	1-3	0-0	0-0	2	1	3	5	2	0	0	0	0		13
02	WILLIAMS, Keith	g	2-8	0-2	0-0	2	1	3	3	4	1	1	0	1		27
03	JENIFER, Justin	g	1-3	1-2	0-0	0	3	3	1	3	1	1	0	0		27
34	CUMBERLAND, Jarron	g	5-18	0-3	0-1	0	4	4	2	10	5	5	0	0		36
00	JOHNSON, Logan		0-0	0-0	0-0	0	0	0	0	0	0	0	0	0		0+
05	MOORE, Trevor		1-2	1-2	2-2	0	1	1	1	5	0	0	0	0		11
10	FREDERICKS, Rashawn		0-0	0-0	0-0	0	2	2	1	0	0	0	0	0		3
15	BROOME, Cane		3-10	2-6	0-0	0	0	0	0	8	0	0	0	2		23
20	DIARRA, Mamoudou		1-3	0-0	1-2	2	1	3	0	3	1	0	1	2		14
22	NSOSEME, Eliel		0-0	0-0	0-0	0	1	1	2	0	0	0	1	0		7
Team						3	1	4				2				
Totals			23-62	6-18	3-6	15	18	33	16	55	11	10	2	6		200

FG % 1st Half: 9-29 31.0% 2nd half: 14-33 42.4% Game: 23-62 37.1%  
 3FG % 1st Half: 2-8 25.0% 2nd half: 4-10 40.0% Game: 6-18 33.3%  
 FT % 1st Half: 1-2 50.0% 2nd half: 2-4 50.0% Game: 3-6 50.0%

Deadball  
Rebounds  
2

**UCF 58 • 23-6, 13-4**

##	Player		Total		3-Ptr	FT-FTA	Rebounds			PF	TP	A	TO	Blk	Stl	Min
			FG-FGA	FG-FGA	FG-FGA		Off	Def	Tot							
35	Collin Smith	f	2-8	0-0	2-4	2	5	7	4	6	1	5	1	0		22
24	Tacko Fall	c	5-6	0-0	0-0	5	1	6	3	10	1	1	3	0		24
01	B.J. Taylor	g	8-19	3-7	3-5	0	6	6	0	22	1	0	0	0		38
02	Terrell Allen	g	1-3	1-1	2-2	0	3	3	3	5	2	3	0	0		33
15	Aubrey Dawkins	g	2-7	1-4	0-0	1	2	3	1	5	1	1	0	0		27
10	Dayon Griffin		3-7	1-5	0-0	0	1	1	1	7	0	0	0	0		23
20	Frank Bertz		0-2	0-1	0-0	3	1	4	0	0	1	2	0	1		14
21	Chad Brown		1-1	0-0	1-2	3	3	6	1	3	0	1	3	0		19
Team						1	3	4				1				
Totals			22-53	6-18	8-13	15	25	40	13	58	7	14	7	1		200

FG % 1st Half: 13-31 41.9% 2nd half: 9-22 40.9% Game: 22-53 41.5%  
 3FG % 1st Half: 2-8 25.0% 2nd half: 4-10 40.0% Game: 6-18 33.3%  
 FT % 1st Half: 1-3 33.3% 2nd half: 7-10 70.0% Game: 8-13 61.5%

Deadball  
Rebounds  
3

Officials: John Gaffney,Doug Sirmons,Doug Shows  
 Technical fouls: Cincinnati-None. UCF-None.  
 Attendance: 9141

Score by periods	1st	2nd	Total
Cincinnati	21	34	55
UCF	29	29	58

Points	In Paint	Off T/O	2nd Chance	Fast Break	Bench
CIN	30	10	17	13	16
UCF	30	10	14	11	10

Last FG - CIN 2nd-00:14, UCF 2nd-00:17.  
 Largest lead - CIN by 1 1st-13:52, UCF by 10 1st-02:04.

Score tied - 4 times.  
 Lead changed - 2 times.