

# CINCINNATI BASKETBALL

2 NATIONAL TITLES • 6 FINAL FOURS • 8 ELITE EIGHTS • 10 SWEET SIXTEENS • 30 NCAA TOURNAMENTS • 38 CONFERENCE CHAMPIONSHIPS



## 2017 AMERICAN CHAMPIONSHIP FINALS • GAME 34

NO. 2 SEED **CINCINNATI (29-4) vs.**

NO. 1 SEED **SMU (29-4)**

Sunday, Mar. 12 • 3:15 p.m. (ET) • XL Center • Hartford, Conn.

### GAME AT A GLANCE

**SERIES INFO:** 12th meeting; Cincinnati leads 7-4 overall; SMU leads 3-1 in Dallas and 1-0 at neutral sites

UC leads 6-0 in Cincinnati;

**LAST MEETING:** SMU won 60-51 on Feb. 12 at Moody Coliseum in Dallas, Texas

**STREAK:** SMU - 1

**Mick Cronin** is in his 11th season at Cincinnati (236-133); 14th season overall (305-157)

**Tim Jankovich** is in his first full season at SMU (38-4); 10th season overall (195-125)

**AP/USA TODAY RANKINGS (MAR. 6):** Cincinnati (15/18); SMU (12/15)

**RADIO:** 700 WLW; **Dan Hoard** provides play-by-play with color analyst **Chuck Machock**

**TV:** ESPN; **Dave O'Brien** provides play-by-play with color analyst **Doris Burke**. **Andy Katz** reports.

**UC TWITTER PAGES:** @GoBears and @GoBearsMBB

### CINCINNATI PROBABLE STARTERS & RESERVES

NO.	NAME	POS.	HT.	WT.	CL.-EXP.	HOMETOWN	GP-GS	PPG	RPG	APG	MIN
10	Troy Caupain	G	6-4	210	Sr.-3L	Midlothian, Va.	33-33	10.2	4.5	4.6	31.9
25	Kevin Johnson	G	6-3	185	Sr.-3L	Cincinnati, Ohio	33-33	8.2	2.2	1.3*	28.2
1	Jacob Evans III	G/F	6-6	210	So.-1L	Baton Rouge, La.	33-33	13.8	4.1	2.6	31.1
11	Gary Clark	F	6-8	225	Jr.-2L	Clayton, N.C.	33-32	10.7	7.8	2.0	28.2
24	Kyle Washington	F	6-9	230	Jr.-Tr.	Champlin, Minn.	33-32	13.1	6.9	1.3^	24.7
<b>OFF THE BENCH</b>											
34	Jarron Cumberland	G	6-5	218	Fr.-HS	Wilmington, Ohio	32-0	7.9	2.3	1.6	18.6
3	Justin Jenifer	G	5-10	175	So.-1L	Baltimore, Md.	33-0	3.0	1.1	2.0	13.4
13	Tre Scott	F	6-8	225	R-Fr.-HS	Darien, Ga.	33-0	3.2	2.6	0.6	10.7
33	Nysier Brooks	C	6-11	240	Fr.-HS	Philadelphia, Pa.	30-0	2.5	1.6	0.7^	8.5
0	Quadri Moore	F	6-8	230	Jr.-2L	Linden, N.J.	25-1	3.0	1.4	0.3	8.2
45	Zack Tobler	F	6-5	225	Sr.-3L	Fort Mitchell, Ky.	13-0	1.3	0.5	0.2	2.1
32	John Koz	G	6-1	190	Fr.-HS	Cleveland, Ohio	6-0	0.0	0.3	0.3	1.7
14	Jackson Bart	F	6-5	210	R-Fr.-Tr.	Bartlesville, Okla.	8-0	0.0	0.0	0.0	1.4

Starters based on last game; ^-Blocks; \*-Steals

### CINCINNATI STORYLINES

- » Cincinnati is looking for its first league tournament title since 2004 (Conference USA).
- » The Bearcats' 29 wins this season are tied for the second most in school history (along with 1962, 1992 and 2000), two games shy of the school record set by the 2001-02 unit (31-4).
- » The 2016-17 Bearcats tied the school record for conference wins in a season (1999-2000: 16-0 in Conference USA).
- » The Bearcats have won at least 26 games in four of the last seven years.
- » Cincinnati ranked first or second among American teams in 10 of 17 team statistical categories entering the postseason.
- » **Troy Caupain** (second team all-conference, sportsmanship award), **Kyle Washington** (second team all-conference) and **Jarron Cumberland** (all-rookie team, co-sixth man of the year) earned league honors from The American's coaches this week.
- » Caupain needs two more assists to become Cincinnati's all-time assists leader. He enters the SMU game with 510 assists, behind only Deonta Vaughn (511 assists from 2007-10).
- » Caupain joined Vaughn on Friday as the only two players in school history with more than 1,200 points and 500 assists in a career.
- » **Jacob Evans** is averaging a team-high 20.5 points, shooting 76.5 percent (13 of 17) from the field and 100 percent from beyond the arc (6 of 6) during the 2017 American Championship.
- » Cincinnati's 38 made free throws against UConn in the semifinals on Saturday tied for the fourth most in a game in school history (with 38 made against UAB in 1997-98) and were the most since a school-record 42 against Louisville in 2002-03.
- » Cincinnati has scored 70 or more points in 20 games this season, a Cronin-era record.
- » Cincinnati is one of eight teams to appear in the NCAA Tournament each of the last six seasons (along with Duke, Gonzaga, Kansas, Michigan State, North Carolina, VCU and Wisconsin).

### 2016-17 SCHEDULE/RESULTS

Day/Date	Opponent	TV	Time/Result
Wed./Nov. 2	Bellarmine (Exh.)	Bearcats TV	W, 64-55

#### NAISMITH MEMORIAL HALL OF FAME TIP-OFF

Fri./Nov. 11	1-Brown	ESPN3	W, 84-55
Mon./Nov. 14	1-Albany	ESPNU	W, 74-51
Sat./Nov. 19	2-No. 21 Rhode Island	ESPN3	L, 71-76
Sun./Nov. 20	2-Penn State	ESPN2	W, 71-50

Wed./Nov. 23	Samford	ESPN3	W, 70-55
Sat./Nov. 26	Lipscomb	FSO/ESPN3	W, 91-68
Thurs./Dec. 1	at No. 19 Iowa State	ESPN	(OT) W, 55-54
Sun./Dec. 4	Bowling Green	ESPNU	W, 85-56
Sat./Dec. 10	at No. 16 Butler	FS1	L, 65-75
Tues./Dec. 13	Texas Southern	ESPN3	W, 96-58
Sat./Dec. 17	Fairleigh Dickinson	FSO/ESPN3	W, 119-68
Thurs./Dec. 22	Marshall	CBSSN	(OT) W, 93-91
Wed./Dec. 28	at Temple •	ESPNU	W, 56-50
Sun./Jan. 1	Tulane •	CBSSN	W, 92-56
Sat./Jan. 7	at Houston •	ESPNU	W, 67-58
Thurs./Jan. 12	SMU •	ESPN	W, 66-64
Sun./Jan. 15	at East Carolina •	CBSSN	W, 55-46
Wed./Jan. 18	Temple •	CBSSN	W, 81-74
Sat./Jan. 21	at Tulane •	CBSSN	W, 78-61
Thurs./Jan. 26	3-No. 24 Xavier	ESPN2	W, 86-78
Sun./Jan. 29	USF •	CBSSN	W, 94-53
Wed./Feb. 1	at Tulsa •	CBSSN	W, 57-55
Sat./Feb. 4	UConn •	ESPN2	W, 82-68
Wed./Feb. 8	UCF •	ESPNU	W, 60-50
Sun./Feb. 12	at No. 25 SMU •	ESPN	L, 51-60
Wed./Feb. 15	at USF •	ESPNU	W, 68-54
Sat./Feb. 18	Tulsa •	ESPNU	W, 80-60
Thurs./Feb. 23	Memphis •	ESPN	W, 87-74
Sun./Feb. 26	at UCF •	CBSSN	L, 49-53
Thurs./Mar. 2	Houston •	ESPN2	W, 65-47
Sun./Mar. 5	at UConn •	CBS	W, 67-47

#### AMERICAN CHAMPIONSHIP (HARTFORD, CONN.)

Fri./Mar. 10	4-Tulsa (Quarterfinals)	ESPNU	W, 80-61
Sat./Mar. 11	4-UConn (Semifinals)	ESPN2	W, 81-71
Sun./Mar. 12	4-No. 12 SMU (Championship)	ESPN	3:15 p.m.

#### NCAA CHAMPIONSHIP

Mar. 14-15	First Four	Turner	TBA
Mar. 16-19	First & Second Rounds	CBS/Turner	TBA
Mar. 23-26	Regional Semis/Finals	CBS/Turner	TBA
Apr. 1 & 3	Final Four/Championship	CBS/Turner	TBA

**Notes:** All times listed are Eastern. Home games are in **boldface**.

(\*) - Denotes American Athletic Conference game.

**Key:** CBSSN - CBS Sports Network; FSO/ESPN3 - Game will be televised regionally by FOX Sports Ohio and is also available on ESPN3 outside the FSO viewing area. FS1 - Fox Sports 1;

ESPN/ESPN2 - Game will be televised by either ESPN or ESPN2 with decision made one week prior.

1-Naismith Memorial Hall of Fame Tip-Off (campus sites); 2-Naismith Memorial Hall of Fame Tip-Off (Mohegan Sun); 3-Skyline Chili Crosstown Shootout; 4-American Championship (XL Center);

5-NCAA Championship First Four site: Dayton, Ohio (University of Dayton Arena);

6-NCAA Championship First and Second Round sites: Buffalo, N.Y. (First Niagara Center), Milwaukee,

Wisc. (BMO Harris Bradley Center), Orlando, Fla. (Amway Center), Salt Lake City, Utah (Vivint Smart

Home Arena), Greensboro, N.C. (Greensboro Coliseum), Indianapolis, Ind. (Bankers Life Fieldhouse),

Tulsa, Okla. (BOK Center), Sacramento, Calif. (Entertainment and Sports Center). 7-NCAA Championship

Regional sites: Kansas City, Kan. (Sprint Center), San Jose, Calif. (SAP Center), Memphis, Tenn.

(FedExForum), New York, N.Y. (Madison Square Garden); 8-NCAA Championship Final Four site:

Phoenix, Ariz. (University of Phoenix Stadium).

## WE WEAR CINCINNATI!

## 2016-17 CINCINNATI NUMERICAL ROSTER

NO.	NAME	POS.	HT.	WT.	CLASS	EXP.	HOMETOWN/LAST SCHOOL
0	Quadri Moore	F	6-8	230	Jr.	2L	Linden, N.J./Linden HS
1	Jacob Evans III	G/F	6-6	210	So.	1L	Baton Rouge, La./St. Michael the Archangel HS
3	Justin Jenifer	G	5-10	175	So.	1L	Baltimore, Md./Milford Mill Academy
10	Troy Caupain	G	6-4	210	Sr.	3L	Midlothian, Va./Cosby HS
11	Gary Clark	F	6-8	225	Jr.	2L	Clayton, N.C./Clayton HS
13	Tre Scott	F	6-8	225	R-Fr.	HS	Darien, Ga./McIntosh County Academy
14	Jackson Bart #	F	6-5	210	R-Fr.	Tr.	Bartlesville, Okla./Oral Roberts
15	Cane Broome @	G	6-0	160	Jr.	Tr.	East Hartford, Conn./Sacred Heart
24	Kyle Washington	F	6-9	230	Jr.	Tr.	Champlin, Minn./NC State
25	Kevin Johnson	G	6-3	185	Sr.	3L	Cincinnati, Ohio/Summit Country Day School
32	John Koz #	G	6-1	190	Fr.	HS	Cleveland, Ohio/Bay HS
33	Nysier Brooks	C	6-11	240	Fr.	HS	Philadelphia, Pa./Advanced Prep International (Texas)
34	Jarron Cumberland	G	6-5	218	Fr.	HS	Wilmington, Ohio/Wilmington HS
45	Zack Tobler #	F	6-5	225	Sr.	3L	Fort Mitchell, Ky./Covington Catholic HS

## 2016-17 CINCINNATI ALPHABETICAL ROSTER

NO.	NAME	POS.	HT.	WT.	CLASS	EXP.	HOMETOWN/LAST SCHOOL
14	Jackson Bart #	F	6-5	210	R-Fr.	Tr.	Bartlesville, Okla./Oral Roberts
33	Nysier Brooks	C	6-11	240	Fr.	HS	Philadelphia, Pa./Advanced Prep International (Texas)
15	Cane Broome @	G	6-0	160	Jr.	Tr.	East Hartford, Conn./Sacred Heart
10	Troy Caupain	G	6-4	210	Sr.	3L	Midlothian, Va./Cosby HS
11	Gary Clark	F	6-8	225	Jr.	2L	Clayton, N.C./Clayton HS
34	Jarron Cumberland	G	6-5	218	Fr.	HS	Wilmington, Ohio/Wilmington HS
1	Jacob Evans III	G/F	6-6	210	So.	1L	Baton Rouge, La./St. Michael the Archangel HS
3	Justin Jenifer	G	5-10	175	So.	1L	Baltimore, Md./Milford Mill Academy
25	Kevin Johnson	G	6-3	185	Sr.	3L	Cincinnati, Ohio/Summit Country Day School
32	John Koz #	G	6-1	190	Fr.	HS	Cleveland, Ohio/Bay HS
0	Quadri Moore	F	6-8	230	Jr.	2L	Linden, N.J./Linden HS
13	Tre Scott	F	6-8	225	R-Fr.	HS	Darien, Ga./McIntosh County Academy
45	Zack Tobler #	F	6-5	225	Sr.	3L	Fort Mitchell, Ky./Covington Catholic HS
24	Kyle Washington	F	6-9	230	Jr.	Tr.	Champlin, Minn./NC State

@ - Will sit out the 2015-16 season due to NCAA transfer rules; # - Walk-on

### COACHING & SUPPORT STAFF

Head Coach: Mick Cronin (11th season at UC; 14th season overall)

Associate Head Coach: Larry Davis

Assistant Coaches: Darren Savino, Antwon Jackson

Director of Basketball Operations: Mark Berger

Director of Student-Athlete Development: T.J. Wolf

Video Coordinator: Greg YOUNCOFSKI

Program Assistant: JaQuon Parker

Head Athletic Trainer: Robb Williams

Director of Strength & Conditioning: Mike Rehfeldt

Assistant Director of Equipment: Andy Frigge

## PRONUNCIATION

NYSIER Brooks	nah-SEER
Troy CAUPAIN	co-PAIN
JARRON Cumberland	JAIR-in
John KOZ	COSE (or rhymes with nose)
QUADRI Moore	QUAD-ree

## ROSTER INFORMATION

### BY STATE/COUNTRY

Connecticut	(1) Cane Broome
Georgia	(1) Tre Scott
Kentucky	(1) Zack Tobler
Louisiana	(1) Jacob Evans
Maryland	(1) Justin Jenifer
Minnesota	(1) Kyle Washington
New Jersey	(1) Quadri Moore
North Carolina	(1) Gary Clark
Ohio	(3) Jarron Cumberland, Kevin Johnson, John Koz
Oklahoma	(1) Jackson Bart
Pennsylvania	(1) Nysier Brooks
Virginia	(1) Troy Caupain

### BY CLASS

True Freshmen	(3) Nysier Brooks, Jarron Cumberland, John Koz
R-Freshmen	(2) Jackson Bart, Tre Scott
Sophomores	(2) Jacob Evans III, Justin Jenifer
Juniors	(4) Cane Broome, Gary Clark, Quadri Moore, Kyle Washington
Seniors	(3) Troy Caupain, Kevin Johnson, Zach Tobler

### BY HEIGHT

6-11	(1) Nysier Brooks
6-9	(1) Kyle Washington
6-8	(3) Gary Clark, Quadri Moore, Tre Scott
6-6	(1) Jacob Evans III
6-5	(3) Jackson Bart, Jarron Cumberland, Zack Tobler
6-4	(1) Troy Caupain
6-3	(1) Kevin Johnson
6-1	(1) John Koz
6-0	(1) Cane Broome
5-10	(1) Justin Jenifer

## CINCINNATI QUICK FACTS

### GENERAL INFORMATION

Location	Cincinnati, Ohio 45221
Founded	1819
Enrollment	44,338
Nickname	Bearcats
Colors	Red (PMS: 186) and Black
Arena (Capacity)	Fifth Third Arena (13,176)
Affiliation	NCAA Division I
Conference	American
President	Neville Pinto
Director of Athletics	Mike Bohn
Faculty Representative	Dr. David M. Szymanski
Department of Athletics Phone	(513) 556-4603
Athletics Ticket Office Phone	(877) CATS-TIX

### ATHLETIC COMMUNICATIONS

Asst. AD/Primary Basketball Contact	Andre Foushee
Office/Cell Phone	(513) 556-5182/(859) 797-7871
Email Address	Andre.Foushee@uc.edu
Secondary Basketball Contact	Alex Ryan
Office/Cell Phone	513-556-0618/(513) 623-9992
Email Address	Alex.Ryan@uc.edu
Press Row Phone	(513) 556-3800
Website	GoBearsCats.com
Twitter	@GoBearsCats and @GoBearsCatsMBB

### BASKETBALL STAFF

Head Coach	Mick Cronin (Cincinnati '97)
Basketball Office Phone	(513) 556-5847
Associate Head Coach	Larry Davis (Asbury '78)
Assistant Coach	Darren Savino (Jersey City '94)
Assistant Coach	Antwon Jackson (Pikeville College '93)
Director of Operations	Mark Berger (Cincinnati '01)
Dir. of Student-Athlete Development	T.J. Wolf (Murray State '07)
Video Coordinator	Greg YOUNCOFSKI (Kansas '13)
Program Assistant	JaQuon Parker (Cincinnati '14)
Assoc. AD/Sports Medicine	Bob Mangine (Pittsburgh '73)
Head Athletic Trainer	Robb Williams (Ohio State '82)
Dir. /Strength & Condition	Mike Rehfeldt (St. Cloud St. '05)
Administrative Assistant	Winona Shaw-Gunn

### HISTORY

First season of basketball	1901-02
All-time record	1,756-1,001 (.637)
NCAA appearances / last	30 / 2016
All-time record	44-29 (.603)
Final Four appearances / last	6 / 1992
Elite Eight appearances / last	8 / 1996
Sweet 16 appearances / last	10 / 2012
Conference Championships / last	38 / 2014
Postseason NIT appearances / last	10 / 2010
All-time record	8-10 (.444)

### TEAM INFORMATION

2015-16 Record	22-11
American Athletic Conference Record (Place)	12-6 (T-3rd)
Starters returning/lost	2/3
Letterwinners returning/lost	7/4
Percent of scoring returning	57.2 percent (1,384 of 2,418)
Percent of rebounding returning	55.5 percent (662 of 1,193)



## GAME PREVIEW

- » Second-seed Cincinnati (29-4) looks for its first conference tournament title since 2004 on Sunday when it battles top-seed SMU (29-4) in the title game of the 2017 Frontier Communications American Championship at the XL Center in Hartford, Conn. Tipoff is set for 3:15 p.m. ET on ESPN and 700 WLW.
- » Sunday marks Cincinnati's first appearance in a league tournament championship game since the 2012 BIG EAST Championship, when the Bearcats fell 50-44 to Louisville.
- » The Bearcats have won four in a row and seven of their last eight after outlasting UConn, 81-71, in a semifinals matchup Saturday. Gary Clark scored 25 points, made 15 of 16 free throw attempts and pulled down a game-high nine rebounds while chipping a tooth in the physical contest.
- » Jacob Evans scored 21 points with a trio of three and 8 of 10 shooting from the charity stripe. Troy Caupain added 18 points and five assists.
- » SMU won its 15th consecutive game and advanced to the league tournament championship game for the second time in three years after posting a 70-59 semifinal win over UCF earlier Saturday. Sterling Brown scored a game-high 22 points, Semi Ojeleye had 17 points and Shake Milton had 16 points.
- » UC and SMU split a pair of regular-season meetings this year with the home team winning each contest. The Bearcats claimed 66-64 victory at Fifth Third Arena on Jan. 12 while SMU grabbed a 60-51 win at Moody Coliseum on Feb. 12.
- » UC owns a 7-4 lead in its series with SMU, including a 6-0 mark in Cincinnati. SMU leads 3-1 in Dallas and 1-0 at neutral sites. SMU claimed an 89-84 decision on Mar. 12, 1966 at the NCAA Midwest regional final.

## SERIES HISTORY

- » Cincinnati owns a 7-4 lead in its series with SMU. Cincinnati leads 6-0 in the Queen City. SMU leads 3-1 in Dallas and 1-0 at neutral sites.
- » Cincinnati claimed a 66-64 home win over SMU earlier this season on Jan. 12 at Fifth Third Arena in Cincinnati. The Mustangs earned a 60-51 win on Feb. 12 at Moody Coliseum in Dallas.
- » The Bearcats have won five of eight games since both teams joined The American. The home team has won seven of those eight meetings with the lone exception being UC's 62-54 win at Moody Coliseum on Feb. 2, 2015.
- » The series began with a 59-46 UC win at Music Hall in Cincinnati on Dec. 5, 1947.
- » SMU won the second meeting, an 89-84 decision on March 12, 1966 at the NCAA Midwest regional final.
- » Prior to membership in The American the schools last met on the hardwood on Jan. 15, 1975 with UC claiming a 106-74 victory at the Armory Fieldhouse in Cincinnati.

## THIS YEAR'S MEETINGS VS. SMU

### EARLIER THIS SEASON IN CINCINNATI:

#### CINCINNATI 66 SMU 64 - (JAN. 12, 2017)

- » CINCINNATI (AP) -- Troy Caupain scored 16 points and blunted SMU's comeback with a clutch 3-pointer, helping the 22nd-ranked Bearcats hold on for a 66-64 victory over SMU.
- » The Bearcats let most of a 15-point lead slip away, with SMU cutting it to 54-52 on Jarrey Foster's 3-pointer. Caupain's 3-pointer ended the Mustangs' comeback, and they never got closer than two points the rest of the way.
- » The Bearcats won a matchup of the last two unbeaten teams in American Athletic play, taking their seventh straight game overall. Gary Clark led Cincinnati with 18 points, including two 3s that matched his career high.
- » SMU lost its 10-game winning streak, which tied for third-longest in school history. The Mustangs had two shots in the closing seconds that went off the rim.
- » Sterling Brown led the Mustangs with a season-high 20 points and 11 rebounds, but he missed a 3-point shot that would have given the Mustangs the lead with 10 seconds left. His shot rolled around the rim and came off to Ben Moore, who missed a putback attempt to tie it.
- » Kyle Washington had a pull-up jumper and a 3-pointer during a 16-point run that put Cincinnati ahead 27-12. SMU opened the game 4 of 19 from the field with five turnovers. Semi Ojeleye, who leads the Mustangs at 17.9 points per game, was limited to two free throws in the first half. He finished with 12 points on 4-of-11 shooting.
- » The Mustangs shot 47 percent from the field while making their comeback in the second half.

### EARLIER THIS SEASON IN DALLAS:

#### SMU 60, CINCINNATI 51 - (FEB. 12, 2017)

- » DALLAS (AP) -- Ben Emelogu hit two 3-pointers and made the tiebreaking free throw in the game-deciding 15-0 run for the Mustangs in a 60-51 win to snap a 15-game winning streak by No. 11 Cincinnati, which had also been responsible for the only loss by SMU in its previous 18 games.
- » Finishing their first week as a ranked team this season, the Mustangs had their big spurt right after Cincinnati had scored 12 in a row in a 2 1/2-minute span soon after halftime to regain the lead.
- » The Bearcats made only three of their last 21 shots after that -- and went without a field goal the final 4:11 of the game.
- » After SMU had finished the first half with eight straight points to tie the game, and went ahead on Shake Milton's 3-pointer, Kevin Johnson had a tying 3 to start the big spurt by Cincinnati. Johnson also had a steal for a breakaway two-handed slam before Kyle Washington's basket to give the Bearcats their biggest lead of the game at 40-31.
- » But SMU got even on 3s by Emelogu, Semi Ojeleye and Milton and went ahead to stay on Emelogu's free throw with 11:47 left before he added another 3.
- » Ojeleye, a transfer from Duke, had 18 points to lead SMU while Sterling Brown had 13 points and 10 rebounds. Milton and Emelogu each had 11 points.
- » Jacob Evans had 15 points for the Bearcats, while Johnson had 13 and Washington 11. Gary Clark had 12 rebounds, but the big man was only 2-of-7 shooting.
- » Cincinnati had 17 field goals overall, 11 being 3-pointers.

## LOOKING BACK AT THE UCONN WIN

- » HARTFORD, Conn. (AP) -- Cincinnati's quest for an American Athletic Conference title ended in each of the league's first three years with a loss in the tournament to UConn.
- » Not this time.
- » Gary Clark scored 25 points to lead the 15th-ranked Bearcats to an 81-71 win over the Huskies in the AAC semifinals on Saturday night.
- » Jacob Evans added 21 points and Troy Caupain had 18 for Cincinnati (29-4), which will play in their first American championship game on Sunday against No. 12 SMU.
- » Jalen Adams scored 20 points and Christian Vital had 18 for UConn. The Huskies finish their season 16-17, their first losing campaign in 30 years.
- » It was a typically chippy game between the teams, whose rivalry dates to the old Big East. They combined for 56 fouls, 32 committed by UConn.
- » Cincinnati was 38 of 46 from the foul line. UConn made 20 of its 25 free throw attempts.
- » UConn cut a 12-point halftime lead to two on a 3-pointer by Rodney Purvis with just over 13 minutes to go, but that was as close as the Huskies would get in the second half.
- » Evans, who made all three of his shots from behind the arc, hit one from the left wing that stretched it back to 65-55 with 5 minutes left.
- » Five UConn players finished with four fouls, and seniors Kentan Facey and Purvis fouled out.
- » Facey was first to go, leaving the game with 3 1/2 minutes left and UConn down 65-60.
- » A minute later, it was 70-60 after a pull-up jumper from Clark.
- » UConn made one final run, cutting the lead to 76-71 on a three-point play by Vital. But the Bearcats scored the final five from the foul line.

## CINCINNATI IN LEAGUE TOURNAMENTS

- » **2013-14** - Cincinnati won a share of the American Athletic Conference regular-season crown (with Louisville) in the league's inaugural season with a 15-3 conference mark. The Bearcats received the tournament's top seed via a coin toss and defeated UCF 61-58 in the quarterfinals before dropping a 58-56 decision to UConn in the semifinals.
- » **BIG EAST** - UC made seven appearances in the BIG EAST Championship during eight seasons in the league, posting a 6-7 record. The Bearcats advanced to the tournament championship game in 2012: outlasting Georgetown 72-70 in double overtime in the quarterfinals and upsetting tournament top-seed and No. 2 in the nation Syracuse 71-68 in the semifinals. UC then lost to Louisville 50-44 in the title game.
- » **OTHER LEAGUES** - The Bearcats were 16-6 in 10 Conference USA tournaments (1996-2005), winning four titles (1996, 1998, 2002, 2004). UC was a perfect 10-0 in the Great Midwest Conference tournament (1993-1995), winning four titles.
- » UC has won 10 conference tournament titles in its history (1976, 1977, 1992-96, 1998, 2002, 2004).

## YEARLY LEAGUE TOURNAMENT RESULTS

### DURING THE CRONIN ERA

#### 2016-17 - AMERICAN CHAMPIONSHIP (HARTFORD, CONN.)

First Round: Bye

Qtrts: [No. 2] Cincinnati 80, [No. 7] Tulsa 61

Semifinals: [No. 2] Cincinnati 81, vs. [No. 6] UConn 71

Finals: [No. 2] Cincinnati vs. [No. 1] SMU

#### 2015-16 - AMERICAN CHAMPIONSHIP (ORLANDO, FLA.)

First Round: Bye

Qtrts: [No. 5] UConn 104, [No. 4] Cincinnati 97 40T

#### 2014-15 - AMERICAN CHAMPIONSHIP (HARTFORD, CONN.)

First Round: Bye

Qtrts: [No. 6] UConn 57, [No. 3] Cincinnati 54

#### 2013-14 - AMERICAN CHAMPIONSHIP (MEMPHIS, TENN.)

First Round: Bye

Qtrts: [No. 1] Cincinnati 61, [No. 9] UCF 58

Semifinals: [No. 4] UConn 58, [No. 1] Cincinnati 56

#### 2012-13 - BIG EAST CHAMPIONSHIP (NEW YORK, N.Y.)

First Round: Bye

Second Round: [No. 9] Cincinnati 61, [No. 8] Providence 44

Qtrts: [No. 1] Georgetown 63, [No. 9] Cincinnati 43

#### 2011-12 - BIG EAST CHAMPIONSHIP (NEW YORK, N.Y.)

First Round: Bye

Second Round: Bye

Qtrts: [No. 4] Cincinnati 72, [No. 5] Georgetown 70, 20T

Semifinals: [No. 4] Cincinnati 71, [No. 1] Syracuse 68

Finals: [No. 7] Louisville 50, [No. 4] Cincinnati 44

#### 2010-11 - BIG EAST CHAMPIONSHIP (NEW YORK, N.Y.)

First Round: Bye

Second Round: [No. 7] Cincinnati 87, [No. 15] USF 61

Qtrts: [No. 2] Notre Dame 89, [No. 7] Cincinnati 51

#### 2009-10 - BIG EAST CHAMPIONSHIP (NEW YORK, N.Y.)

First Round: [No. 11] Cincinnati 69, [No. 14] Rutgers 68

Second Round: [No. 11] Cincinnati 69, [No. 6] Louisville 66

Qtrts: [No. 3] West Virginia 54, [No. 11] Cincinnati 51

#### 2008-09 - BIG EAST CHAMPIONSHIP (NEW YORK, N.Y.)

First Round: [No. 16] DePaul 67, [No. 9] Cincinnati 57

#### 2007-08 - BIG EAST CHAMPIONSHIP (NEW YORK, N.Y.)

First Round: [No. 7] Pittsburgh 70, [No. 10] Cincinnati 64

#### 2006-07 - BIG EAST CHAMPIONSHIP (NEW YORK, N.Y.)

Did not qualify for the tournament

### RECORD BY ROUND (UNDER CRONIN)

First Round: 1-2

Second Round: 3-0

Quarterfinals: 3-5

Semifinals: 2-1

Finals: 0-1

### RECORD BY SEED (UNDER CRONIN)

No. 1 seed: 1-1

No. 2 seed: 2-0

No. 3 seed: 0-1

No. 4 seed: 2-2

No. 7 seed: 1-1

No. 9 seed: 1-2

No. 10 seed: 0-1

No. 11 seed: 2-1

2016-17 CINCINNATI BASKETBALL

## TOURNAMENT TIP-INS

- » Cincinnati is 4-4 all-time at the XL Center, including a 2-1 in American Championship contests.
- » The Bearcats have won their last three games at the XL Center, earning a 58-57 win over the Huskies on Jan. 28, 2016 and posting wins over Tulsa (80-61) and UConn (81-61) during the 2017 American Championship.
- » Cincinnati win on Saturday marked its first semifinal victory since a 71-68 victory over No. 2 Syracuse at the 2014 BIG EAST Championship at Madison Square Garden in New York City.
- » Cincinnati's win on Friday marked its first victory in the quarterfinal round since a 61-58 win over UCF on Mar. 13, 2014 in Memphis, Tenn.
- » Friday's 19-point win over Tulsa (80-61) marked the second-largest margin of victory in a postgame game during the Mick Cronin-era (since start of 2006-07). UC defeated USF by 26 points, 87-61 in the second round of the 2010-11 BIG EAST Tournament.
- » Five Bearcats have previously played in at least three American Championship games:
- » **Troy Caupain:** (6 gms: 14.7 pts; 4.8 rebs; 3.5 asts; 1.2 stls; 27-70 FGs [38.6%]; 13-28 3FGs [46.4%]; 21-25 FTs [84.0%]; 31.5 minutes; 4 starts);
- » **Kevin Johnson:** (6 gms: 4.6 pts; 0.5 rebs; 0.5 asts; 2.0 stls; 9-26 FGs [34.6%]; 7-16 3FGs [43.8%]; 3-4 FTs [75.0%]; 20.5 minutes; 2 starts);
- » **Gary Clark:** (4 gms: 12.8 pts; 8.5 rebs; 0.8 asts; 0.8 stls; 1.5 blks; 13-33 FGs [39.4%]; 0-2 3FGs [00.0%]; 25-29 FTs [86.2%]; 36.3 minutes; 4 starts);
- » **Jacob Evans:** (3 gms: 15.0 pts; 3.7 rebs; 1.7 asts; 0.7 stls; 14-23 FGs [60.9%]; 6-8 3FGs [75.0%]; 11-15 FTs [73.3%]; 29.7 minutes; 3 start).
- » **Quadri Moore:** (3 gm: 1.0 pts; 1.0 rebs; 0.0 asts; 0.0 stls; 1-6 FGs [16.7%]; 0-3 3FGs [00.0%]; 1-2 FTs [50.0%]; 4.3 minutes; 0 starts).

## CLIMBING WINS CHART

- » Cincinnati enters Sunday's finals three wins shy of a school record for wins in a season.
- » Cincinnati tied the school record for most conference wins in a season at 16, defeating UConn in the regular-season finale on Mar. 5.
- » The 1999-2000 Bearcats posted a 16-0 record en route to winning the Conference USA regular-season crown.

## MOST OVERALL WINS IN A SEASON (ALL-TIME)

RK	SEASON	W-L	COACH
1.	2001-02	31-4	Bob Huggins
2.	1961-62	29-2	Ed Jucker
	1991-92	29-5	Bob Huggins
	1999-00	29-4	Bob Huggins
	<b>2016-17</b>	<b>29-4</b>	<b>Mick Cronin</b>

## BEARCATS SET CRONIN-ERA BEST; NATIONALLY RANKED FOR 15TH WEEK

- » UC extended a Mick Cronin coaching-era high Monday when it was ranked in the Associated Press and USA Today polls for the 15th week this season. The Bearcats were listed at No. 15 by AP and No. 18 by USA Today.
- » This season, UC was listed in the polls each of the last 14 weeks of the regular season and was ranked at No. 24/25 on Nov. 14 before a 76-71 loss to then-No. 21 Rhode Island knocked the Bearcats out for two weeks. UC reentered the polls at No. 22/23 on Dec. 5 and has remained in the rankings ever since, climbing as high as No. 11 on Feb. 6 before falling at then-No. 25 SMU, 60-51, on Feb. 12.
- » UC was ranked for 13 weeks in both the AP and USA Today

polls during the 2012-13 season.

- » The Bearcats have been listed in the AP poll in 42 seasons in their history, including at some point in six of the last seven campaigns, climbing as high as No. 7 during the 2013-14 season.

## TRIO EARNS CONFERENCE ACCOLADES

- » A trio of Bearcats have earned American Athletic Conference accolades leading up to the league tournament.
- » Voted upon by the league's coaches, senior guard **Troy Caupain** and junior forward **Kyle Washington** were named second team all-conference while freshman guard **Jarron Cumberland** was selected to the all-rookie team.
- » Caupain also earned the sportsmanship award while Cumberland was tabbed co-sixth man of the year with SMU's Ben Emelogo.

## CINCINNATI'S AWARD WINNERS THIS SEASON

NAME	AWARD
Troy Caupain	Second Team All-Conference Sportsmanship Award
	American Weekly Honor Roll (Jan. 23)
Kyle Washington	Second Team All-Conference
	American Weekly Honor Roll (Feb. 13)
	American Weekly Honor Roll (Feb. 6)
	American Weekly Honor Roll (Jan. 16)
	American Weekly Honor Roll (Jan. 9)
	American Player of the Week (Dec. 5)
	American Weekly Honor Roll (Nov. 28)
	American Weekly Honor Roll (Nov. 21)
	Naismith HOF Tip Off All-Tourney Team
Jarron Cumberland	All-Rookie Team
	Co-Sixth Man of the Year
	American Rookie of the Week (Mar. 6)
	American Player of the Week (Jan. 30)
	American Rookie of the Week (Jan. 2)
	American Rookie of the Week (Dec. 19)
Gary Clark	American Weekly Honor Roll (Mar. 6)
	American Weekly Honor Roll (Feb. 20)
	American Weekly Honor Roll (Feb. 6)
	American Player of the Week (Dec. 26)
Kevin Johnson	American Weekly Honor Roll (Dec. 19)
Jacob Evans	American Weekly Honor Roll (Nov. 14)

## FIFTH THIRD ARENA NOW CLOSED FOR RENOVATIONS

- » The Houston game (3/2) marked the final home game at 28-year-old Fifth Third Arena as it begins an \$87 million renovation, scheduled to reopen for the 2018-19 campaign.
- » Cincinnati will play its home games at Northern Kentucky University's BB&T Arena next season (about nine miles from the UC campus).
- » The Bearcats have registered a 385-79 (.829 win percentage) and have made 20 NCAA appearances, 11 conference titles, six Sweet 16 appearances and one Final Four appearance since the arena opened for the 1989-90 campaign.
- » UC recorded its fourth undefeated home season (18-0) in 2016-17 and the first since 2001-02 (15-0).
- » UC won its last 26 games in Fifth Third Arena, the second-longest win streak in its history (behind only a 41-game streak from Nov. 30, 1997-Feb. 13, 2000).
- » Total attendance (177,575) and average attendance (9,865) numbers achieved this season were Mick Cronin-era records.
- » The 28-year total attendance of the facility is 4,870,200, making an averaging of 10,496.

AMERICAN CHAMPIONSHIP • GAME 34

HOME-COURT WIN STREAK AT 26 GAMES

- » Cincinnati finished the 2016-17 home schedule on a 26-game home-court win streak, completing the season 18-0 at Fifth Third Arena.
- » It marks the longest home-court win streak of the Mick Cronin coaching era (since start of 2006-07) and the second-longest in Fifth Third Arena history (behind only 41 games from Nov. 30, 1997-Feb. 13, 2000).
- » The 26-game home-court win streak ranked as the second-longest active streak in the nation at the end of the 2016-17 regular season. Oregon was first with 42 consecutive home wins.
- » The previous longest home-court win streak under Cronin was 19 games (March 2, 2013-Feb. 15, 2014).
- » UC's last loss at home came in a 77-70 decision to Temple in the league opener last season (12/29/15).

LONGEST HOME-COURT WIN STREAKS  
(FIFTH THIRD ARENA ERA: 1990-PRESENT)

GAMES	DATES
41	Nov. 30, 1997-Feb. 13, 2000
26	Jan. 1, 2016-Present
25	Feb. 27, 1992-Jan. 5, 1994

NATION'S LONGEST ACTIVE HOME-COURT WIN STREAKS  
(THRU MAR. 5)

HOME WIN STREAK	SCHOOL
42	Oregon
26	Cincinnati
22	SMU
22	Texas Southern
21	Illinois State
21	Florida State

*Games through Mar. 5*

CRONIN CLAIMS 300TH CAREER WIN

- » UC head coach Mick Cronin claimed his 300th career win against Tulsa (2/18).
- » Cronin enters The American Championship finals with a 305-157 career record in his 14th season overall. He owns a 236-133 mark in his 11th season at his alma mater. He posted a 69-24 mark in three seasons as head coach at Murray State from 2004-2006.
- » He currently owns the fourth-most Division I wins among coaches under the age of 50 and is the winningest coach his age (45) or younger.
- » Cronin has rebuilt the Bearcats program into one that has advanced to the NCAA Tournament each of the past six seasons - a feat matched by only seven other schools and six other coaches in the nation.
- » He was named the 2014 American Athletic Conference Coach of the Year after guiding the Bearcats to a share of the league's regular-season title (with Louisville).
- » Cronin's 236 wins in 11 seasons at Cincinnati rank as the second most in school history, behind only Bob Huggins (399 wins in 16 seasons [1990-2005]).

TIP INS

- » Troy Caupain needs two assists Sunday to become the school leader in career assists, passing Deonta Vaughn (511 from 2007-10).
- » With six assists Friday against Tulsa, Caupain become only the second player in school history to amass at least 1,200 points and 500 assists in a career, joining Deonta Vaughn (1,885 points and a school-best 511 assists from 2007-10).
- » Caupain has 1,277 points and 510 assists entering Sunday's SMU game.
- » Jacob Evans has scored 20 or more points in both league tournament games this season. He posted 20 points against Tulsa on Friday and 21 against UConn on Saturday. He has score 20 or more points in a team-high six games this season.
- » Cincinnati's 38 made free throws against UConn in the semifinals on Saturday tied for the fourth most in a game in school history (with 38 made against UAB in 1997-98) and were the most since making a school-record 42 against Louisville in 2002-03.
- » **NOTES ON THE DEFENSE:** Cincinnati has held 26 of its 33 opponents this season under 70 points and held 18 foes below 40 percent field goal shooting.
- » Since UC started its run of six consecutive appearances in the NCAA Tournament (starting with the 2010-11 season), the Bearcats have allowed opponents to score 70 or more points in only 14.2 percent of their games (34 of 240).
- » **OFFENSIVE NUMBERS UP:** Cincinnati's offensive numbers are improved this season. The Bearcats are shooting 45.9 percent from the field. That's the best percentage by a Bearcats' squad since 2001-02 (.467) and the sixth best in school history behind 1999-2000 (.480), 1996-97 (.496), 1977-78 (.503) and 1959-60 (.511).
- » The Bearcats are averaging 75.0 points this season, the most by a UC squad since 2004-05 (75.9).
- » Cincinnati have scored 70 or more points in 20 games this season, a Cronin-era high.

SENIOR ACCOMPLISHMENTS

- » Cincinnati's three seniors - Troy Caupain, Kevin Johnson and walk-on Zack Tobler - have made a positive impact on the Bearcats program.
- » The trio's accomplishments include:
- » earning a 101-32 overall record and 56-16 AAC record since the start of 2013-14.
- » being members of the 2013-14 squad that won a share of the inaugural American Athletic Conference regular season.
- » looking to join Justin Jackson, Sean Kilpatrick, Jermaine Sanders and Shaq Thomas on the list of Bearcats to help lead their team to four NCAA Tournament appearances during th Mick Cronin era.

CINCINNATI CHARTS

MOST REBOUNDS (CAREER- CRONIN ERA)

RK	NAME (YEAR)	REBOUNDS
1.	Yancy Gates (2009-12)	916
2.	Gary Clark (2015-Present)	795
3.	Justin Jackson (2011-14)	643
4.	Sean Kilpatrick (2011-14)	602

MOST DOUBLE-DOUBLES (SINGLE-SEASON - CRONIN ERA)

RK	NAME (YEAR)	DOUBLE-DOUBLES
1.	Yancy Gates (2011-12)	10
2.	Justin Jackson (2013-14)	8
	Gary Clark (2015-16)	8
4.	Octavius Ellis (2015-16)	7
	Kyle Washington (2016-17)	7
	Gary Clark (2016-17)	7
7.	John Williamson (2006-07)	5

MOST DOUBLE-DOUBLES (CAREER - CRONIN ERA)

RK	NAME (YEARS)	DOUBLE-DOUBLES
1.	Yancy Gates (2009-12)	23
2.	Gary Clark (2015-Present)	18
3.	Octavius Ellis (2015-16)	10
4.	John Williamson (2007-08)	8
	Justin Jackson (2011-14)	8
6.	Kyle Washington (2017-Present)	7
7.	Sean Kilpatrick (2011-14)	4

CAREER SCORING

RK	NAME (YEARS)	POINTS
1.	Oscar Robertson (1958-60)	2,973
2.	Sean Kilpatrick (2011-14)	2,145
3.	Steve Logan (1999-2002)	1,985
--		
22.	Cashmere Wright (2010-13)	1,317
23.	Damon Flint (1994-97)	1,316
24.	Dion Dixon (2008-12)	1,281
25.	Kenyon Martin (1999-2000)	1,279
26.	Troy Caupain (2014-Present)	1,277

CAREER ASSISTS

RK	NAME (YEARS)	CAREER ASSISTS
1.	Deonta Vaughn (2007-10)	511
2.	Troy Caupain (2014-Present)	510
3.	Eddie Lee (1977-80)	500
4.	Cashmere Wright (2010-13)	482
5.	Steve Logan (1999-2002)	456
6.	Oscar Robertson (1958-60)	425

CAREER GAMES PLAYED

RK	NAME (YEARS)	CAREER GAMES PLAYED
1.	Sean Kilpatrick (2011-14)	140
--		
4.	Dion Dixon (2009-2012)	137
5.	Justin Jackson (2011-2014)	136
6.	Steve Logan (1999-2002)	135
7.	Troy Caupain (2014-Present)	134

CONSECUTIVE GAMES PLAYED

RK	NAME (YEARS)	CONSECUTIVE GAMES PLAYED
1.	Sean Kilpatrick (2011-14)	140
2.	Troy Caupain (2014-Present)	134

## CAREER MINUTES PLAYED

RK	NAME (YEARS)	CAREER MINUTES PLAYED
1.	Sean Kilpatrick (2011-14)	4,315
2.	Deonta Vaughn (2007-2010)	4,310
3.	Dwight Jones (1980-83)	3,946
4.	Steve Logan (1999-2002)	3,902
5.	<b>Troy Caupain (2014-Present)</b>	<b>3,871</b>

## CAREER VICTORIES

RK	NAME (YEARS)	CAREER WINS
1.	Steve Logan (1999-2002)	111
2.	Sean Kilpatrick (2011-14)	101
	<b>Troy Caupain (2014-Present)</b>	<b>101</b>
4.	Keith Gregor (1993-96)	100
	Bobby Brannen (1995-98)	100
	<b>Kevin Johnson (2014-Present)</b>	<b>100</b>

## - SEASON NOTES -

### 25TH ANNIVERSARY OF 1992 FINAL FOUR

- » The 25th anniversary of Cincinnati's 1992 NCAA Final Four team was celebrated at halftime of the UConn game (2/4).
- » The 1991-92 team finished 29-5 overall, winning a share of the Great Midwest Conference regular-season crown and claiming the league's tournament title before making the program's sixth Final Four appearance. The Bearcats were led in scoring by guard/forward Herb Jones (18.8 points per game), guard Anthony Buford (15.3) and guard Nick Van Exel (12.3).
- » Several members of the squad, including players, coaches, managers and cheerleaders were introduced.
- » Video messages were shown from former UC head coach Bob Huggins, assistant coach Larry Harrison and former Bearcat greats Erik Martin and Nick Van Exel.
- » The Bearcats worn white Under Armour throwback uniforms during the game. The uniforms reflected the similarities of those worn during the memorable season.

### BEARCAT POINTS OF PRIDE

- » UC is one of eight schools in the nation to play in six consecutive NCAA Tournaments, joining Duke, Gonzaga, Kansas, Michigan State, North Carolina, VCU and Wisconsin.
- » UC has appeared in the NCAA Tournament 20 times in the past 25 years - tied for seventh most in the nation.
- » UC is one of only 21 programs in the nation with 30 or more NCAA Tournament appearances.
- » UC ranks 16th in the nation for most all-time wins (1,756).
- » UC is one of two teams to rank among the nation's top-25 leaders in scoring defense each of the past four seasons (along with Louisville).
- » The Bearcats have won 26 or more games in four of the last seven seasons and won at least 22 games in each of the last seven seasons, including a high mark of 27 victories during the 2013-14 season.
- » UC head coach Mick Cronin ranks as the winningest coach in the nation among active coaches his age (45) or younger and has the fourth-most wins (304) among coaches under 50-years old.
- » Cronin also ranks as one of only seven coaches to take his team to the NCAA Tournament in each of the last six years, joining Mark Few (Gonzaga), Tom Izzo (Michigan State), Mike Krzyzewski (Duke), Bill Self (Kansas), Shaka Smart (VCU/Texas) and Roy Williams (North Carolina).
- » The consistency of Cincinnati's coaching staff - entering its fifth season together - ranks as the second-longest unchanged staff among high-major programs according to John Akers at Basketball Times. Michigan State's staff ranks first, entering its sixth season intact in 2016-17.

## CINCINNATI TRADITION - BY THE NUMBERS

- » 2 National Titles (1961, 1962)
- » 6 Final Fours (1959-63, 1992)
- » 8 Elite Eights (Last: 1996)
- » 10 Sweet Sixteens (Last: 2012)
- » 30 NCAA Tournament Appearances
- » 20 NCAA Tournament Appearances since 1992
- » 10 NIT Appearances
- » 28 Conference Regular-Season Titles (Last: 2014)
- » 10 Conference Tournament Titles (Last: 2004 [C-USA])
- » 1,756 all-time wins (16th most in nation)
- » 30 All-Americans (Last: Sean Kilpatrick [2014])
- » 77 All-Conference Selections  
(Last: Troy Caupain & Gary Clark [2016])
- » 56 NBA Draft Picks (Last: Lance Stephenson [2010])
- » 50 members of 1,000-point club
- » 408 weeks ranked in AP Top 25
- » 205 weeks ranked in AP Top 10
- » 45 weeks ranked No. 1
- » 2 Members of National Basketball Hall of Fame  
Jack Twyman & Oscar Robertson
- » 2 Olympic Gold Medalists  
Robertson (1960) & George Wilson (1964)

### NCAA DIVISION I WINS - TOP 20 (THRU MAR. 5)

RK	TEAM	WINS
1.	Kentucky	2,231
2.	Kansas	2,214
3.	North Carolina	2,200
4.	Duke	2,111
5.	Temple	1,886
6.	Syracuse	1,861
7.	UCLA	1,846
8.	Notre Dame	1,842
9.	St. John's	1,816
10.	Louisville	1,803
11.	Indiana	1,800
12.	BYU	1,787
13.	Utah	1,780
14.	Arizona	1,765
15.	Illinois	1,762
16.	<b>Cincinnati</b>	<b>1,754</b>
17.	Texas	1,749
17.	Western Kentucky	1,749
19.	Penn	1,746
20.	Purdue	1,745
21.	Washington	1,743

*Games through Mar. 5.*

**-GOBEARCATS.COM-**



## THE CRONIN FILE

- » **Hometown:** Cincinnati, Ohio
- » **Alma Mater:** Cincinnati '97
- » **Family:** daughter, Samantha

## COACHING EXPERIENCE

- » **1998-2001:**  
Assistant Coach, Cincinnati
- » **2002-2003:**  
Associate Head Coach, Louisville
- » **2004-2006:**  
Head Coach, Murray State
- » **2007-Present:**  
Head Coach, Cincinnati

## AWARDS

- » 2014 American Athletic Conference Coach of the Year
- » 2014 NABC District 25 Coach of the Year
- » 2014 Finalist for USBWA Henry Iba Award
- » 2006 Ohio Valley Conference Coach of the Year

## NOTES & ACCOMPLISHMENTS

- » One of only seven coaches to take his team to the NCAA Tournament in each of the last six years, joining Mark Few (Gonzaga), Tom Izzo (Michigan State), Mike Krzyzewski (Duke), Bill Self (Kansas), Shaka Smart (VCU/Texas) and Roy Williams (North Carolina).
- » Leads the nation in Division I wins (305) and NCAA Tournament appearances (eight) among active coaches age 45 or younger entering the 2016-17 campaign.
- » Cincinnati has ranked among the nation's top 25 defenses each of the last four seasons in scoring defense, field-goal percentage defense and blocks per game.
- » The Bearcats claimed the 2014 American Athletic Conference regular-season crown.
- » Murray State won the 2004 Ohio Valley Tournament crown and the 2006 OVC regular-season and tournament title.
- » Cronin has directed eight teams to the NCAA Tournament as a head coach and advanced 13 teams to the Big Dance as a head coach or assistant.

# CINCINNATI HEAD COACH MICK CRONIN

The second decade of the Mick Cronin began with the start of the 2016-17 campaign. Ten years after returning to his alma mater and hometown city in March 2006 with a determined work ethic, steady approach and vision for rebuilding the proud University of Cincinnati basketball program, Cronin has the Bearcats on solid footing poised for more prominence.

Though his first squad featured only one returning starter in 2006-07, Cronin tirelessly went to work setting the culture necessary to building long-term success while competing within arguably the sport's toughest league ever organized – the old BIG EAST Conference. Despite the surroundings, Cincinnati began the retooling process, becoming the only program from a major conference to improve its win total every season from 2007 to 2011, building from 11 wins in 2007 to 26 victories and a return to the NCAA Tournament in 2011.

Now a fixture at the Big Dance, Cincinnati can include itself on an elite list of eight programs appearing in six consecutive NCAA Tournaments, along with Duke, Gonzaga, Kansas, Michigan State, North Carolina, VCU and Wisconsin.

## SIX CONSECUTIVE TRIPS TO THE NCAA TOURNAMENT

2015-16: Cincinnati won 11 of its final 15 games of the regular season, including a 61-54 win over then-No. 24 SMU on March 6, to register its sixth consecutive NCAA Tournament appearance. Junior Troy Caupain received First Team American Athletic Conference accolades while sophomore Gary Clark was named the league's defensive player of the year and second-team all-conference honoree. The Bearcats finished 22-11 overall and tied for third in the league with a 12-6 mark.

2014-15: A young, inexperienced group of newcomers and role players overcame the loss of its head coach due to health reasons and banded together to register a 23-11 mark and achieve the program's first third-round NCAA Tournament appearance since 2012. UC finished third in the conference but swept league-winner SMU and registered a victory at second-place Tulsa (in the only meeting between the schools) to secure the school's fifth consecutive NCAA Tournament invite. The Bearcats outlasted Purdue 66-65 in overtime in the second round of the NCAA Tournament before falling to previously unbeaten Kentucky, 64-51.

2013-14: Cincinnati won a share of the inaugural American Athletic Conference regular-season crown, the program's first conference title since 2003-04, behind the efforts of AP All-American Sean Kilpatrick and league defensive player of the year Justin Jackson. Kilpatrick led The American with 20.6 points per game and Cronin was named The American's Coach of the Year in leading UC to a 27-7 record – its most wins since 2001-02. The Bearcats strung together 15 consecutive wins, including their first 11 league games. UC was listed among the top 15 teams in the AP poll during each of the last eight weeks of the regular season, climbing as high as seventh.

2012-13: Senior Cashmere Wright fought through nagging injuries and, along with fellow senior JaQuon Parker and junior Sean Kilpatrick, helped lead the Bearcats to a 22-12 overall record and third consecutive NCAA Tournament appearance. Wright finished his career as UC's all-time steals leader (198) and Cronin claimed his 200th career coaching win. The Bearcats ranked sixth nationally with 6.1 blocks per game.

2011-12: Cincinnati advanced to the NCAA Sweet 16, registered 26 wins for the second consecutive season and defeated a school record eight nationally ranked teams, including No. 2 Syracuse in the semifinals of the BIG EAST Championship. The Bearcats posted a school-record 12 wins in the BIG EAST en route to tying for fourth place in the league standings and finishing as runners up in the league tournament. Yancy Gates capped off his career as one of only six players in program history to compile more than 1,400 points and 900 rebounds. The Bearcats outlasted Texas and Florida State before falling to Ohio State in the NCAA Tournament.

2010-11: Cincinnati won its first 15 games of the season and closed strong with five victories in its last six regular-season contests to secure its first NCAA Tournament appearance since 2005. Yancy Gates led the Bearcats with 11.9 points and 6.9 rebounds and Sean Kilpatrick was named to the BIG EAST All-Rookie team. UC defeated Missouri 78-63 before falling to eventual national champion UConn 69-58 in the third round of the NCAA Tournament. The Bearcats finished 26-9 overall.

Tenacious defense and continuous all-out effort reflect the Bearcats' standard. Cincinnati is one of only two programs in the nation (along with Louisville) to rank among the top 25 in scoring defense in each of the last four seasons. The Bearcats allowed only 55.8 points a game in 2014-15, the third fewest in school history (since 1960).

You can also find Cincinnati's name listed among the top 25 teams in field-goal percentage defense and blocks per game in each of the last four seasons. The 2012-13 Bearcats squad set Cronin-era high marks, ranking 14th in field-goal percentage defense (.387) and sixth in blocks (6.1).

After 10-plus seasons at Cincinnati, Cronin has compiled a 236-133 mark and owns a 305-157 record in 13-plus years as a college head coach. He entered the 2016-17 campaign as the nation's winningest active coach age 45 or younger and the fifth winningest active coach under the age of 50 (birth dates as of Nov. 1, 2016).

## PRIOR TO CINCINNATI

Success seems to follow Cronin, who came to Cincinnati after serving three years as head coach at Murray State (2004-06). As mentor of the Racers, Cronin compiled a 69-24 overall record while earning a pair of NCAA tournament berths.

In his debut season as head coach, Cronin directed Murray State to a school-best 28-6 record, the Ohio Valley Conference Tournament championship and an NCAA Tournament appearance. His 28 wins were the sixth most in NCAA history for a first-year head coach at the time. He earned OVC Coach of the Year honors two seasons later, guiding Murray State to another OVC regular-season title, league tournament crown and NCAA Tournament appearance with a 24-6 mark in 2005-06.

Prior to Murray State, Cronin built a sterling reputation for his ability to evaluate and recruit top talent. In his stint at UC as an assistant coach for Bob Huggins from 1997-2001, Cronin recruited several top players, including NBA Draft selections Steve Logan (Golden State); DerMarr Johnson (Atlanta); Pete Miceal (Dallas); Kenny Satterfield (Dallas); and Jason Maxiell (Detroit).

Following the 2000-01 season, Cronin became the associate head coach and recruiting coordinator at Louisville, under Rick Pitino. In his first year, Cronin helped attract a top-10 ranked recruiting class.

## COMMUNITY INVOLVEMENT

Cronin's passion for success on the court also carries over to the local community where he is committed to making a difference. He currently serves as a board member on the American Cancer Society's Coaches vs. Cancer of Southwest Ohio chapter.

He also assists with a major fundraising event - Soul of the City Soiree - for Our Daily Bread that has generated more than \$100,000 each of the past four years to assist the soup kitchen and community center in Cincinnati.

Cronin also annually speaks with the Young Executive Group of the Catholic Inner-City Schools Education (CISE) Fund. The group raises money from area corporations to help give children from low income urban settings the opportunity to attend Catholic schools.

During the 2013-14 season, Cronin also wrote a column in the Cincinnati Enquirer highlighting the dangers of texting while driving as part of the ATGT sponsored "It Can Wait" campaign. He spotlighted the campaign again during an on-campus awareness event in October 2014.

## PATH TO COACHING

Cronin has long held great pride in the Queen City, the University of Cincinnati and the sport of basketball. As a child growing up on the west side of town, he used to follow his father Harold "Hep" Cronin -- a highly successful local high school coach with more than 400 career wins -- around the gyms of Cincinnati. A product of LaSalle High School, Cronin had his playing career end sooner than expected due to a knee injury in high school.

That didn't stop his desire to find his place in basketball. While completing his undergraduate degree at UC, Cronin served as assistant varsity coach and head junior varsity coach at Woodward High School. He helped develop six players who went on to play Division I college basketball, including former Bearcat Damon Flint, who ranks among the top 25 scorers in program history.

Cronin made the jump from high school to college coaching during the 1996-97 season joining Huggins as video coordinator at UC. A year later, Cronin was elevated to an assistant coach for the Bearcats, setting the stage for his long tenure in college basketball.

Cronin resides in Cincinnati with his 10-year old daughter, Samantha.



### CRONIN'S YEARLY COACHING RECORD

SEASON	SCHOOL (CONF.)	POSITION	RECORD/CONF.	POSTSEASON (RECORD)
1996-97	Cincinnati (C-USA)	Video Coordinator		
1997-98	Cincinnati (C-USA)	Asst. Coach	27-6/14-2	NCAA West Regional (1-1)
1998-99	Cincinnati (C-USA)	Asst. Coach	27-6/12-4	NCAA East Regional (1-1)
1999-00	Cincinnati (C-USA)	Asst. Coach	29-4/16-0	NCAA South Regional (1-1)
2000-01	Cincinnati (C-USA)	Asst. Coach	25-10/11-5	NCAA West Regional Semis(2-1)
2001-02	Louisville (C-USA)	Assoc. Head Coach	19-13/8-8	NIT (1-1)
2002-03	Louisville (C-USA)	Assoc. Head Coach	25-7/11-5	NCAA East Reg. (1-1)
2003-04	Murray State (OVC)	Head Coach	28-6/14-2	NCAA Atlanta Reg. (0-1)
2004-05	Murray State (OVC)	Head Coach	17-11/11-5	---
2005-06	Murray State (OVC)	Head Coach	24-7/17-3	NCAA Washington Reg. (0-1)
<b>Murray State Totals</b>		<b>3 years</b>	<b>69-24/42-10</b>	<b>.742/.808</b>
2006-07	Cincinnati (BIG EAST)	Head Coach	11-19/2-14	---
2007-08	Cincinnati (BIG EAST)	Head Coach	13-19/8-10	Col. Basketball Invit. (0-1)
2008-09	Cincinnati (BIG EAST)	Head Coach	18-14/8-10	---
2009-10	Cincinnati (BIG EAST)	Head Coach	19-16/7-11	NIT (1-1)
2010-11	Cincinnati (BIG EAST)	Head Coach	26-9/11-7	NCAA Third Round (1-1)
2011-12	Cincinnati (BIG EAST)	Head Coach	26-11/12-6	NCAA East Regional Semis(2-1)
2012-13	Cincinnati (BIG EAST)	Head Coach	22-12/9-9	NCAA Second Round (0-1)
2013-14	Cincinnati (American)	Head Coach	27-7/15-3	NCAA Second Round (0-1)
2014-15	Cincinnati (American)	Head Coach	23-11/13-5	NCAA Third Round (1-1)
2015-16	Cincinnati (American)	Head Coach	22-11/12-6	NCAA West Region (0-1)
2016-17	Cincinnati (American)	Head Coach	29-4/16-2	
<b>Cincinnati Totals</b>		<b>11th year</b>	<b>236-133/113-83</b>	<b>.640/.577</b>
<b>Head Coaching Totals</b>		<b>14th year</b>	<b>305-157/155-93</b>	<b>.660/.625</b>

### CRONIN'S RECORD AGAINST ALL OPPONENTS

SCHOOL	W-L	SCHOOL	W-L	SCHOOL	W-L
Alabama	1-0	Lipscomb	2-0	Southern Miss	1-0
Alabama State	1-0	Louisville	5-7	South Carolina Upstate	1-0
Albany	1-0	Marquette	3-4	South Dakota	1-0
Appalachian State	1-0	Marshall	2-1	St. Francis (Pa.)	2-0
Arkansas-Little Rock	1-0	Maryland	1-0	St. John's	5-6
Arkansas-Pine Bluff	3-0	Maryland Eastern Shore	1-0	Saint Joseph's	0-0
Arkansas Tech	1-0	Memphis	5-5	St. Mary's (Calif.)	0-1
Austin Peay	4-1	Miami (Ohio)	5-0	Stony Brook	1-0
Belmont	0-1	Middle Tennessee	2-0	Syracuse	2-6
Bowling Green	2-1	Mississippi State	1-0	Texas	1-0
Bradley	0-1	Mississippi Valley State	1-0	TCU	1-0
Brown	1-0	Missouri	1-1	Temple	6-3
Butler	0-2	Morehead State	8-0	Tennessee	0-1
Cal-State Bakersfield	1-0	Morgan State	1-0	Tennessee State	5-1
Cal-Davis	1-0	Mount St. Mary's	1-0	Tennessee Tech	3-2
Campbell	2-0	Nebraska	2-1	Tennessee-Martin	9-0
Campbellsville	1-0	New Mexico	0-2	Texas A&M-CC	1-1
Central Michigan	1-0	Norfolk State	1-0	Texas-San Antonio	2-0
Charleston Southern	1-0	North Carolina	0-1	Texas Southern	3-0
Chicago State	3-0	North Carolina A&T	1-0	Toledo	2-0
Cincinnati	0-1	North Carolina Central	2-0	Tulane	4-1
Coastal Carolina	2-0	NC State	3-1	Tulsa	5-1
Creighton	0-1	Northwestern State	1-0	UAB	1-4
Dayton	1-1	Notre Dame	3-7	UCF	6-1
Delaware State	2-0	Oakland	1-0	UConn	11-13
DePaul	6-3	Ohio	0-1	UMass Lowell	1-0
East Carolina	4-1	Ohio State	0-2	UNLV	1-0
Eastern Illinois	6-1	Oklahoma	2-0	USC Upstate	2-0
Eastern Kentucky	6-1	Ole Miss	0-1	USF	12-4
Fairfield	1-0	Oregon	1-0	Utah Valley	1-0
Fairleigh Dickinson	1-0	Penn State	1-0	Vanderbilt	1-0
Florida A&M	1-0	Pittsburgh	4-8	Villanova	4-4
Florida State	1-1	Prairie View A&M	1-0	VCU	1-1
Georgetown	6-6	Presbyterian	0-1	Wagner	2-0
Georgetown College	1-0	Providence	4-5	Weber State	1-0
George Washington	1-0	Purdue	1-0	West Florida	1-0
Georgia	1-0	Radford	1-0	West Virginia	3-5
Georgia Southern	1-0	Rhode Island	0-1	Western Carolina	2-0
Gonzaga	0-1	Rice	2-0	Western Illinois	1-0
Harvard	0-1	Robert Morris	1-0	Western Kentucky	1-1
High Point	1-0	Rutgers	8-4	Winthrop	1-0
Houston	7-1	Saint Joseph's	0-1	Wofford	0-1
Howard	1-0	Samford	3-3	Wright State	3-0
Illinois	0-1	San Diego State	1-0	Xavier	4-7
Illinois-Chicago	1-0	Savannah State	1-0		
Illinois State	0-1	Seton Hall	4-3		
Iowa State	2-1	SIU-Edwardsville	2-0		
IPFW	1-0	SMU	5-3		
Jacksonville State	6-0	SE Missouri State	5-2		
Kennesaw State	1-0	Southern Illinois	1-2		
Kentucky	0-1	SE Louisiana	1-0		

2016-17 opponents in  
boldface

### CINCINNATI'S DEFENSIVE NUMBERS UNDER CRONIN

CINCINNATI'S DEFENSIVE STATISTICS DURING THE MICK CRONIN ERA (11TH SEASON; 2007-PRESENT)

YEAR	UC RECORD	OPP FGM-FGA	OPP FG%	OPP 3FGM-3FGA	OPP 3FG%	OPP PPG	GAMES ALLOWED <70 PTS	GAMES ALLOWED <60 PTS	GAMES ALLOWED <50 PTS	GAMES ALLOWED <40% FG	GAMES ALLOWED <35% FG	FORCED TURNOVERS	UC BLOCKS	UC STEALS
2006-07	11-19	685-1539	.445	231-612	.377	67.7	14	8	2	8	4	451	58	230
2007-08	13-19	717-1669	.430	209-621	.337	67.8	18	7	2	8	3	380	73	169
2008-09	18-14	752-1802	.417	186-581	.320	66.3	19	10	3	13	7	406	103	183
2009-10	19-16	807-1954	.413	230-676	.340	66.5	23	12	1	13	5	423	107	199
2010-11	26-9	735-1790	.411	171-529	.323	(9th) 59.6	30	18	7	17	7	492	129	258
2011-12	26-11	849-2063	.412	207-641	.323	(40th) 61.5	29	15	4	16	7	518	(44th) 170	(43rd) 298
2012-13	22-12	716-1851	(14th) .387	171-562	(34th) .304	(22nd) 59.0	30	18	3	16	9	452	(7th) 208	240
2013-14	27-7	690-1745	(19th) .395	182-568	.320	(4th) 58.4	31	19	6	19	8	485	(20th) 188	(24th) 268
2014-15	23-11	700-1804	(15th) .388	192-601	.319	(6th) 55.8	33	22	7	21	11	409	(11th) 185	222
2015-16	22-11	750-1907	(13th) .393	240-672	.357	(12th) 63.3	24	15	2	20	7	450	(9th) 192	(34th) 257
2016-17	29-4	689-1807	.381	223-665	.335	60.5	26	17	3	19	10	458	172	247

National ranking in parentheses; Cronin-era bests in boldface

THE POLLS

ASSOCIATED PRESS POLL  
(MAR. 6)

Rk.	Team (First Place Votes)
1	Kansas (59)
2	Villanova (2)
3	UCLA (3)
4	Gonzaga (1)
5	Oregon
6	North Carolina
7	Arizona
8	Kentucky
9	Baylor
10	Louisville
11	West Virginia
12	SMU
13	Purdue
14	Duke
15	Cincinnati
16	Florida State
17	Florida
18	Butler
19	Saint Mary's
20	Wichita State
21	Virginia
22	Notre Dame
23	Iowa State
24	Wisconsin
25	Maryland

OTHERS RECEIVING VOTES:

Middle Tennessee 28, Oklahoma State 23, Minnesota 22, Michigan 16, Dayton 11, Seton Hall 9, USC 6, Providence 5, Vermont 3, Miami 2, VCU 2, Arkansas 2, Wake Forest 2, Creighton 1, Princeton 1, Michigan State 1, UNC Wilmington 1.

USA TODAY COACHES POLL  
(MAR. 6)

Rk.	Team (First Place Votes)
1	Kansas (27)
2	Villanova (2)
3	UCLA (2)
4	Gonzaga (1)
5	Oregon
6	North Carolina
7	Arizona
8	Kentucky
9	Louisville
10	Baylor
11	West Virginia
12	Purdue
13	Florida
14	Duke
15	SMU
16	Notre Dame
17	Florida State
18	Cincinnati
18	Saint Mary's
20	Butler
21	Virginia
22	Wichita State
23	Wisconsin
24	Iowa State
25	Middle Tennessee

OTHERS RECEIVING VOTES:

Oklahoma State 25, South Carolina 22, Miami 19, Northwestern 13, Maryland 13, Minnesota 13, USC 12, Creighton 10, Arkansas 7, Vermont 6, California 5, Michigan 3, UNC Wilmington 2, Monmouth 2, Virginia Tech 2, Nevada 1, Dayton 1, Vanderbilt 1, Wake Forest 1.

CINCINNATI'S WEEKLY RANKINGS

Associated Press	Week	USA Today
RV	Preseason	25
24	Nov. 14	25
RV	Nov. 21	RV
RV	Nov. 28	RV
22	Dec. 5	23
25	Dec. 12	23
24	Dec. 19	23
23	Dec. 26	23
22	Jan. 2	22
22	Jan. 9	22
20	Jan. 16	20
19	Jan. 23	19
14	Jan. 30	14
11	Feb. 6	11
18	Feb. 13	17
15	Feb. 20	16
18	Feb. 27	20
15	Mar. 6	18

2016-17 AMERICAN ATHLETIC CONFERENCE

2016-17 AMERICAN CONFERENCE STANDINGS (THRU MAR. 5)				
Team	AAC	Pct.	Overall	Pct.
SMU	17-1	.944	27-4	.871
Cincinnati	16-2	.889	27-4	.871
Houston	12-6	.667	21-9	.700
UCF	11-7	.611	20-10	.667
Memphis	9-9	.500	19-12	.613
UConn	9-9	.500	14-16	.467
Tulsa	8-10	.444	14-16	.467
Temple	7-11	.389	16-15	.516
East Carolina	6-12	.333	14-17	.452
Tulane	3-15	.167	6-24	.200
USF	1-17	.056	7-22	.241
2016-17 COMPOSITE SCHEDULE				
DATE	TIME (ET)			TV

2017 American Championship

First Round - Thursday, March 9

Game 1: No. 9 East Carolina vs. No. 8 Temple - (3:30 p.m./ESPNU)  
Game 2: No. 10 Tulane vs. No. 7 Tulsa - (6 p.m./ESPNews)  
Game 3: No. 11 USF vs. No. 6 UConn - (8 p.m./ESPNews)

Quarterfinals - Friday, March 10

Game 4: Game 1 winner vs. No. 1 SMU - (Noon/ESPN2)  
Game 5: No. 5 Memphis vs. No. 4 UCF - (2 p.m./ESPN2)  
Game 6: Game 2 winner vs. No. 2 Cincinnati - (7 p.m./ESPNU)  
Game 7: Game 3 winner vs. No. 3 Houston - (9 p.m./ESPNU)

Semifinals - Saturday, March 11

Game 8: Game 4 winner vs. Game 5 winner - 3 p.m. ET (ESPN2)  
Game 9: Game 6 winner vs. Game 7 winner - 5 p.m. ET (ESPN2)

Championship Game - Sunday, March 12

Game 10: Semifinal winners - 3:15 p.m. ET (ESPN)

CINCINNATI IN THE AMERICAN 2016-17 TEAM STATISTICS (THRU MAR. 5)	
CATEGORY	[*NATIONAL] LEAGUE RANK (STAT)
Scoring .....	1st (74.7)
Scoring Defense.....	[4th] 3rd (60.2)
Scoring Margin .....	[9th] 2nd (+14.5)
Free Throw Pct. ....	8th (.669)
Field Goal Pct. ....	2nd (.460)
Field Goal Pct. Defense.....	[6th] 2nd (.380)
3-Pt Field Goal Pct. ....	5th (.347)
3-Pt Field Goal Pct. Defense .....	7th (.334)
Rebounding Offense.....	4th (37.3)
Rebounding Defense .....	3rd (32.7)
Rebounding Margin .....	3rd (+4.6)
Blocked Shots.....	[15th] 1st (5.4)
Assists.....	[23rd] T-1st (16.5)
Steals .....	1st (7.6)
Turnover Margin .....	[12th] 2nd (+3.7)
Assist-to-Turnover Ratio .....	[3rd] 1st (1.6)
Offensive Rebounds.....	2nd (12.2)
Defensive Rebounds .....	7th (25.1)
3-Pt Field Goals Made.....	4th (7.5)

INDIVIDUAL STATISTICS  
[\*NATIONAL] LEAGUE RANK (STAT)

PLAYER	Scoring
Jacob Evans.....	11th (13.4)
Kyle Washington.....	14th (13.3)
Gary Clark .....	26th (10.4)

Rebounding	
Gary Clark .....	5th (8.0)
Kyle Washington .....	10th (7.1)

Field Goal Shooting Percentage	
Gary Clark .....	3rd (.538)
Kyle Washington .....	6th (.508)
Jacob Evans.....	15th (.462)

Assists	
Troy Caupain.....	3rd (4.6)

Free Throw Percentage	
Jacob Evans.....	15th (.731)

Steals	
Kevin Johnson.....	8th (1.4)
Jacob Evans.....	11th (1.3)
Troy Caupain.....	T-12th (1.2)

Three-Pointer Field Goal Percentage	
Jacob Evans.....	8th (.392)

Three-Pointers Made	
Jacob Evans.....	12th (1.9)

Blocked Shots	
Kyle Washington .....	7th (1.4)
Gary Clark .....	11th (1.2)

Assist-Turnover Ratio	
Troy Caupain.....	[4th] 1st (3.8)

Offensive Rebounds	
Gary Clark .....	[31st] 2nd (3.2)
Kyle Washington .....	11th (2.3)

Defensive Rebounds	
Kyle Washington .....	11th (4.8)
Gary Clark .....	13th (4.8)

Minutes Played	
Troy Caupain.....	24th (31.8)
Jacob Evans.....	26th (31.3)

\*National rankings (through March 5) are in brackets

CINCINNATI'S RECORD WHEN												
	06-07	07-08	08-09	09-10	10-11	11-12	12-13	13-14	14-15	15-16	16-17	TOTAL
Home games	10-8	10-7	13-5	13-5	15-3	14-4	13-5	18-1	15-3	14-3	18-0	151-44
Away games	0-9	3-11	4-7	2-9	7-4	7-5	5-5	7-3	6-5	6-6	9-3	56-67
Neutral site games	1-2	0-1	1-2	4-2	4-2	5-2	4-2	2-3	2-3	2-2	2-1	27-22
Conference games	2-14	8-10	8-10	7-11	11-7	12-6	9-9	15-3	13-5	12-6	16-2	112-83
vs. Top 25 teams	0-4	2-5	1-7	3-6	3-7	8-4	2-8	4-2	2-1	1-3	2-3	28-50
Overtime games	2-0	1-1	2-1	0-3	1-0	1-2	2-1	0-0	2-1	0-3	2-0	13-12
Lead at halftime	6-1	10-3	11-3	13-4	25-0	18-3	15-3	23-1	17-3	19-5	23-1	279-27
Trail at halftime	4-17	3-15	6-11	4-11	0-9	7-8	7-9	1-6	5-8	1-6	5-1	43-101
Tied at halftime	1-1	0-1	1-0	2-1	1-0	1-0	0-0	3-0	1-0	2-0	1-2	13-5
Lead with 10:00 remaining	10-1	9-1	14-1	13-3	26-0	18-4	19-1	23-1	20-3	22-3	26-1	254-19
Trail with 10:00 remaining	1-18	1-18	3-13	6-11	0-9	7-7	3-9	3-6	3-8	0-7	3-3	30-109
Tied with 10:00 remaining	0-0	3-0	1-0	0-2	0-0	1-0	0-2	1-0	0-0	0-1	0-0	6-5
Lead with 5:00 remaining	9-3	11-1	17-1	18-2	25-0	19-4	19-2	26-0	24-1	19-4	27-0	214-18
Trail with 5:00 remaining	0-16	2-17	1-13	0-13	0-9	5-7	2-9	1-7	0-8	1-6	2-4	14-109
Tied with 5:00 remaining	2-0	0-1	0-0	1-1	1-0	2-0	1-1	0-0	0-2	1-1	0-0	8-6
Lead with 2:00 remaining	10-2	11-1	16-0	18-2	25-1	23-2	19-2	25-1	23-1	19-3	26-0	216-15
Trail with 2:00 remaining	0-17	1-17	2-14	1-14	0-8	3-9	1-10	2-6	1-9	2-7	3-3	16-114
Tied with 2:00 remaining	1-0	1-1	0-0	0-0	1-0	0-0	2-0	0-0	0-1	0-1	0-1	5-4
Shoot better from the field	8-2	8-3	13-1	15-4	22-0	16-2	15-1	21-0	21-3	16-5	23-0	178-21
Shoot worse from the field	3-17	5-16	5-13	4-12	4-9	8-9	4-11	6-7	2-8	6-6	6-4	53-112
Shoot 50% or better	0-2	0-0	4-1	8-1	7-0	6-0	4-0	3-0	9-1	4-2	13-0	58-7
Shoot below 50%	11-17	13-19	14-13	11-15	16-8	20-11	18-12	24-7	14-9	16-9	16-4	173-124
Opp. shoots 50% or better	1-9	0-6	0-6	0-2	2-4	1-2	0-1	1-3	0-2	2-3	2-0	9-38
Opp. shoots below 50%	10-10	13-13	18-8	19-14	22-5	24-9	22-11	25-4	22-9	19-7	27-4	221-94
Opp. shoots below 40%	7-1	6-1	9-3	10-3	17-0	15-1	16-1	17-1	16-5	17-2	18-1	148-19
Make 7 or fewer 3-pointers	10-12	8-12	7-11	13-12	21-6	12-9	12-9	22-7	20-11	9-5	17-2	150-96
Make 8 or more 3-pointers	1-7	5-7	11-3	6-4	6-4	14-2	10-3	5-0	3-0	13-6	12-2	86-38
Shoot more FTs than opp.	7-3	6-3	12-1	11-2	22-2	16-4	16-3	20-2	20-6	14-3	18-1	162-30
Out-rebound the opponent	9-5	10-11	13-4	17-8	24-3	10-4	17-8	19-4	18-8	18-7	23-1	187-63
Opponent out-rebounds UC	2-14	3-7	2-9	2-8	2-5	13-6	3-4	8-2	3-3	3-2	6-3	47-63
Same number of rebounds	0-0	0-1	3-1	0-0	0-1	3-1	2-0	0-1	1-1	1-2	0-0	10-8
Commit fewer turnovers	7-11	4-5	9-3	7-6	16-6	22-5	14-4	16-4	13-3	17-2	25-2	150-51
Commit the same or more TOs	4-8	9-14	9-11	12-10	9-2	4-3	8-7	11-3	10-8	3-10	4-1	83-75
Commit 12 or fewer turnovers	7-9	4-7	5-4	5-5	10-5	17-7	8-8	20-4	13-5	14-6	22-4	125-64
Outscore opponents' bench	6-8	8-6	15-9	19-11	24-7	13-3	11-6	17-1	14-7	15-6	19-1	161-65
1-3 point games	1-4	5-5	2-0	4-5	2-1	5-4	2-3	4-2	1-4	2-6	4-0	42-34
4-5 point games	0-1	2-1	2-1	3-2	0-2	6-0	2-2	4-1	2-1	4-1	0-2	25-14
6-10 point games	5-2	2-6	5-6	4-4	7-2	5-3	7-4	2-2	8-1	3-3	7-2	55-35
11-19 point games	4-10	3-5	4-4	4-4	8-5	4-2	6-2	9-1	7-4	6-1	7-0	62-38
20-plus point games	1-2	1-2	5-3	4-1	9-1	7-1	5-1	8-1	5-1	7-0	11-0	63-13
Score 59 or fewer points	0-9	3-7	1-6	0-7	3-8	3-7	1-9	2-7	6-11	2-4	4-2	25-75
Score 60-69 points	6-7	8-7	4-6	9-4	9-1	7-4	9-3	11-0	9-0	8-2	6-1	85-35
Score 70 or more points	5-3	2-5	13-2	10-5	14-0	16-2	12-0	14-0	8-0	12-5	19-1	125-23
Hold opp. to 50 or fewer points	3-0	3-0	4-0	1-0	7-0	3-2	4-0	7-0	9-2	4-0	6-0	51-4
Hold opp. to 51-60 points	3-4	5-1	6-2	9-2	12-1	12-3	12-4	11-3	10-3	12-1	11-2	104-26
Hold opp. to 61-70 points	3-2	5-5	5-3	7-4	5-5	10-1	4-7	7-3	4-5	3-5	7-0	60-41
Opp. scores 70-plus points	2-13	0-13	3-9	2-10	2-3	1-5	2-1	2-1	0-1	2-4	5-2	21-62
November	5-1	4-2	5-1	4-1	5-0	4-2	6-0	6-0	5-1	7-0	5-1	56-9
December	4-3	1-5	5-2	5-2	9-0	6-1	7-1	5-2	4-2	3-4	6-1	54-23
January	1-7	5-4	4-4	5-4	4-4	5-4	4-3	9-0	6-2	6-2	8-0	57-34
February	1-7	3-3	4-3	2-5	4-3	6-2	2-5	4-2	5-4	5-2	6-2	42-38
March	0-1	0-5	0-4	3-4	4-2	5-2	2-3	3-3	3-2	1-3	4-0	25-29
Monday	0-0	1-0	3-2	2-2	2-0	2-1	2-2	1-0	0-0	0-0	1-0	14-7
Tuesday	0-2	1-1	1-2	4-2	3-0	2-0	4-0	6-0	5-1	3-2	1-0	30-10
Wednesday	4-5	4-5	4-1	7-3	9-1	7-0	3-1	2-0	5-1	2-1	6-0	53-18
Thursday	0-1	0-2	3-0	1-2	3-1	3-1	1-3	5-1	3-1	3-3	6-0	28-15
Friday	1-0	1-1	0-1	0-0	1-0	4-1	1-2	2-1	2-1	2-2	2-0	16-9
Saturday	5-7	6-5	6-5	5-3	8-4	5-7	10-2	8-5	5-6	6-3	8-2	71-55
Sunday	1-4	0-5	1-3	0-4	0-3	3-1	2-1	2-0	3-1	6-0	5-2	23-24

BEARCATS STARTING LINEUPS	
OPPONENT	UC STARTERS
<i>Bellarmino (EXH.)</i>	<i>Jenifer, Caupain, Johnson, Clark, Washington</i>
Brown	Caupain, Johnson, Evans, Clark, Washington
Albany	Caupain, Johnson, Evans, Clark, Washington
vs. Rhode Island	Caupain, Johnson, Evans, Clark, Washington
vs. Penn State	Caupain, Johnson, Evans, Clark, Washington
Samford	Caupain, Johnson, Evans, Clark, Washington
Lipscomb	Caupain, Johnson, Evans, Clark, Washington
at Iowa State	Caupain, Johnson, Evans, Clark, Washington
Bowling Green	Caupain, Johnson, Evans, Clark, Washington
at Butler	Caupain, Johnson, Evans, Clark, Washington
Texas Southern	Caupain, Johnson, Evans, Clark, Moore
Fairleigh Dickinson	Caupain, Johnson, Evans, Clark, Washington
Marshall	Caupain, Johnson, Evans, Clark, Washington
at Temple	Caupain, Johnson, Evans, Clark, Washington
Tulane	Caupain, Johnson, Evans, Clark, Washington
at Houston	Caupain, Johnson, Evans, Clark, Washington
SMU	Caupain, Johnson, Evans, Clark, Washington
at East Carolina	Caupain, Johnson, Evans, Clark, Washington
Temple	Caupain, Johnson, Evans, Clark, Washington
at Tulane	Caupain, Johnson, Evans, Clark, Washington
Xavier	Caupain, Johnson, Evans, Clark, Washington
USF	Caupain, Johnson, Evans, Clark, Washington
at Tulsa	Caupain, Johnson, Evans, Clark, Washington
UConn	Caupain, Johnson, Evans, Clark, Washington
UCF	Caupain, Johnson, Evans, Clark, Washington
at SMU	Caupain, Johnson, Evans, Clark, Washington
at USF	Caupain, Johnson, Evans, Clark, Washington
Tulsa	Caupain, Johnson, Evans, Clark, Washington
Memphis	Caupain, Johnson, Evans, Clark, Washington
at UCF	Caupain, Johnson, Evans, Clark, Washington
Houston	Caupain, Johnson, Evans, Tobler, Washington
at UConn	Caupain, Johnson, Evans, Clark, Washington
vs. Tulsa#	Caupain, Johnson, Evans, Clark, Washington
vs. UConn#	Caupain, Johnson, Evans, Clark, Washington
vs. SMU#	
# - American Championship contest	

RECORD BY STARTING LINEUPS	
UC STARTERS	RECORD
Caupain, Johnson, Evans, Clark, Washington	27-4
Caupain, Johnson, Evans, Clark, Moore	1-0
Caupain, Johnson, Evans, Tobler, Washington	1-0

PLAYERS IN DOUBLE FIGURES								
# OF PLAYERS	0	1	2	3	4	5	6	7
TIMES THIS SEASON	0	0	4	13	10	5	0	1

## SPECIALTY STATISTICS

OPPONENT	RESULT	IN PAINT	OFF TO	2ND CHANCE	FAST BREAK	BENCH
Brown		14	2	5	2	25
at Cincinnati	W, 84-55	48	16	18	12	21
Albany		34	13	8	8	15
at Cincinnati	W, 74-51	42	24	21	20	28
vs. Rhode Island		30	15	15	7	15
Cincinnati	L, 71-76	24	10	16	11	4
vs. Penn State		18	13	2	4	5
at Cincinnati	W, 71-50	34	17	15	6	17
Samford		10	14	7	0	10
at Cincinnati	W, 70-55	30	26	23	0	10
Lipscomb		42	12	16	8	22
at Cincinnati	W, 91-68	40	26	5	17	39
at Iowa State		26	15	7	6	17
Cincinnati	W, 55-54 (OT)	30	9	16	2	2
Bowling Green		20	6	5	6	13
at Cincinnati	W, 85-56	54	15	7	10	28
at Butler		26	11	7	0	33
Cincinnati	L, 65-75	32	8	14	6	4
Texas Southern		24	0	6	4	30
at Cincinnati	W, 96-58	51	15	10	20	51
Fairleigh Dickinson		24	12	10	8	21
at Cincinnati	W, 119-68	57	28	15	23	56
Marshall		24	14	11	3	14
at Cincinnati	W, 93-91 (OT)	48	18	17	13	15
at Temple		18	10	8	2	4
Cincinnati	W, 56-50	24	10	12	4	18
Tulane		20	12	16	6	12
at Cincinnati	W, 92-56	36	20	12	19	42
at Houston		30	10	9	6	17
Cincinnati	W, 67-58	16	12	14	4	2
SMU		24	8	12	8	0
at Cincinnati	W, 66-64	20	9	7	6	10
at East Carolina		18	14	9	4	17
Cincinnati	W, 55-46	26	6	14	10	8
Temple		22	24	6	12	19
at Cincinnati	W, 81-74	36	19	7	4	9
at Tulane		22	11	4	4	4
Cincinnati	W, 78-61	34	21	13	6	25
Xavier		12	10	4	5	16
at Cincinnati	W, 86-78	34	16	30	4	19
USF		14	7	11	6	15
at Cincinnati	W, 94-53	32	34	16	16	60
at Tulsa		26	11	10	4	11
Cincinnati	W, 57-55	18	18	4	4	7
UConn		18	9	3	7	13
at Cincinnati	W, 82-68	26	16	8	2	22
UCF		26	6	9	2	9
at Cincinnati	W, 60-50	22	14	9	11	13
at SMU		14	21	6	3	11
Cincinnati	L, 51-60	10	14	6	4	4
at USF		16	8	6	11	16
at Cincinnati	W, 68-54	36	24	12	6	10
Tulsa		14	18	5	2	8
at Cincinnati	W, 80-60	26	20	14	6	5
Memphis		42	5	3	12	3
at Cincinnati	W, 87-74	32	15	19	10	24
at UCF		16	13	6	0	7
Cincinnati	L, 49-53	16	16	8	6	13
Houston		16	3	4	2	5
Cincinnati	W, 65-47	30	22	8	4	28
at UConn		12	2	7	2	5
Cincinnati	W, 67-47	24	8	17	4	20
vs. Tulsa#		22	7	5	0	23
Cincinnati	W, 80-61	32	10	19	11	12
vs. UConn#		28	4	18	13	12
Cincinnati	W, 81-61	14	10	10	4	17
vs. SMU#						
Cincinnati						
<b>CINCINNATI TOTALS</b>		<b>1,034</b>	<b>546</b>	<b>436</b>	<b>285</b>	<b>643</b>
<b>AVERAGE</b>		<b>31.3</b>	<b>16.5</b>	<b>13.2</b>	<b>8.6</b>	<b>19.5</b>
<b>OPPONENTS TOTALS</b>		<b>722</b>	<b>340</b>	<b>260</b>	<b>167</b>	<b>447</b>
<b>AVERAGE</b>		<b>21.9</b>	<b>10.3</b>	<b>7.9</b>	<b>5.1</b>	<b>13.5</b>

#-American Championship contest

## OVERTIME RECORDS

UC'S OVERALL RECORD	56-55
1 OT Games	47-44
2 OT Games	8-8
3 OT Games	0-1
4 OT Games	0-2
7 OT Games	1-0

### RECORDS IN OVERTIME GAMES

Home	27-17	.614
Schmidlapp Gym	3-4	.429
Schmidt Fieldhouse	0-1	.000
Music Hall	0-1	.000
Armory Fieldhouse	5-4	.556
Cincinnati Gardens	3-2	.600
U.S. Bank Arena	3-1	.750
Fifth Third Arena	14-4	.778
Away	17-30	.362
Neutral	11-8	.579

**Current Streak:** Won 2

**Longest Winning Streak:** 5 (Tay Baker - 1966-67)

**Longest Losing Streak:** 4 (Bob Ruess, 1943 - John Weithe, 1950)

- On Dec. 21, 1981 Cincinnati and Bradley played an NCAA-record 7-overtime game which UC won, 75-73.
- Cincinnati has been involved in two of the five NCAA tournament championship games to go into overtime. The Bearcats defeated Ohio State, 70-65, in 1961, but lost to Loyola (Ill.), 60-58, in 1963.
- In 1966-67, Cincinnati played six overtime games, winning five.

### UC COACHES IN OVERTIME GAMES

COACH (YEARS)	NO.	RECORD	PCT.
Bob Huggins (1989-2005)	25	14-11	.560
<b>Mick Cronin (2006-pres.)</b>	<b>25</b>	<b>13-12</b>	<b>.520</b>
Tay Baker (1965-72)	9	7-2	.778
Ed Jucker (1960-65)	9	4-5	.444
Ed Badger (1978-83)	8	3-5	.375
Tony Yates (1983-89)	7	2-5	.286
John Wiethe (1946-52)	5	1-4	.200
George Smith (1952-60)	4	3-1	.750
Gale Catlett (1972-78)	4	2-2	.500
Frank Rice (1928-32)	4	1-3	.250
Boyd Chambers (1918-28)	3	3-0	1.000
Clark Ballard (1939-42)	2	2-0	1.000
Andy Kennedy (2005-06)	2	1-1	.250
Tay Brown (1933-37)	2	0-2	.000
John Halliday (1932-33)	1	0-1	.000
Bob Ruess (1942-44)	1	0-1	.000
Walter Van Winkle (1937-39)	0	—	—
Ray Farnham (1944-46)	0	—	—

### OVERTIME GAMES IN MICK CRONIN ERA

1/20/07	W	UC 96, West Virginia 83	1	SC
2/28/07	W	UC 70, Seton Hall 67	1	SC
2/9/08	W	UC 72, Rutgers 68	1	SC
3/2/08	L	Providence 81, UC 79	1	A
12/20/08	W	UC 85, Eastern Kentucky 77	1	SC
2/7/09	W	UC 64, Georgetown 62	1	SC
3/7/09	L	Seton Hall 67, UC 63	1	SC
11/25/09	L	Gonzaga 61, UC 59	1	N
12/13/09	L	Xavier 83, UC 79	2	A
2/21/10	L	Marquette 79, UC 76	1	SC
2/19/11	W	UC 93, Providence 81	1	A
11/25/11	L	Marshall 73, UC 69	1	SC
1/21/12	L	West Virginia 77, UC 74	1	A
3/8/12	W	UC 72, Georgetown 70	2	N
1/19/13	W	UC 71, Marquette 69	1	SC
2/21/13	L	UConn 73, UC 66	1	A
3/9/13	W	UC 61, USF 53	1	SC
12/13/14	L	Nebraska 56, UC 55	2	A
12/17/14	W	UC 71, San Diego State 62	1	SC
3/19/15	W	UC 66, Purdue 65	1	N
1/16/16	L	Temple 67, UC 65	2	A
2/18/16	L	Tulsa 70, UC 68	1	A
3/11/16	L	UConn 104, UC 97	4	N
12/1/16	W	UC 55, Iowa State 54	1	A
12/22/16	W	UC 93, Marshall 91	1	SC

## THE LAST TIME...

### TEAM

#### 100 POINTS BY A TEAM

By UC	119 vs. Fairleigh Dickinson, 12/17/16
By Opponent	104 by UConn (40T), 3/11/16

#### 90-99 POINTS BY A TEAM

By UC	94 vs. USF, 1/29/17
By Opponent	91 by Marshall, 12/22/16

#### 30-PLUS POINT WIN

By UC	41 (94-53) vs. USF, 1/29/17
By Opponent	38 (89-51) vs. Notre Dame, 3/10/11

#### 60 PERCENT SHOOTING BY A TEAM

By UC	.647 vs. Fairleigh Dickinson, 12/17/16
By Opponent	.674 vs. Pittsburgh, 2/14/09

#### 50 PERCENT SHOOTING BY A TEAM

By UC	.560 vs. Tulsa, 2/18/17
By Opponent	.544 by Memphis, 2/23/17

#### CINCINNATI PLAYED A RANKED OPPONENT

UC Win	86-78 vs. No. 24 Xavier, 1/26/16
UC Loss	51-60 at No. 25 SMU, 2/12/17

#### SINGLE OVERTIME GAME

UC Win	93-91 (OT) vs. Marshall, 12/22/16
UC Loss	104-97 (4OT) vs. UConn, 3/11/16

#### DOUBLE OVERTIME GAME

UC Win	72-70 (2OT) vs. Georgetown, 3/8/12
UC Loss	104-97 (4OT) vs. UConn, 3/11/16

#### TRIPLE OVERTIME GAME

UC Win	75-73 (7OT*) vs. Bradley, 12/21/81
UC Loss	104-97 (4OT) vs. UConn, 3/11/16

\* - NCAA record.

### INDIVIDUAL

#### 40 POINTS BY A PLAYER

By UC	41, Steve Logan vs. Southern Mississippi, 2/15/02
By Opponent	40, Trevon Bluiett, Xavier, 1/26/17

#### 30 POINTS BY A PLAYER

By UC	37, Troy Caupain vs. UConn, 3/11/16
By Opponent	32, Daniel Hamilton, vs. UConn, 3/11/16

#### 20 REBOUNDS BY A PLAYER

By UC	20, Cedric McGowan vs. DePaul, 1/4/06
By Opponent	four times

#### 15 REBOUNDS BY A PLAYER

By UC	17, Kyle Washington, vs. Penn State, 11/20/16
By Opponent	15, Greg Monroe, vs. Georgetown, 3/6/10

#### TWO PLAYERS WITH 20 OR MORE POINTS IN SAME GAME

By UC	Gary Clark (25), Jacob Evans (20) vs. UConn, 3/11/17
By Opponent	Daniel Hamilton (32), Jalen Adams (22) vs. UConn, 3/11/16

#### THREE PLAYERS WITH 10 OR MORE REBOUNDS IN SAME GAME

By UC	Gary Clark (10), Kyle Washington (10) & Troy Caupain (10) at Iowa State, 12/1/16
-------	---

#### TWO PLAYERS WITH 10 OR MORE REBOUNDS IN SAME GAME

By UC	Troy Caupain (12), Gary Clark (11) vs. Marshall, 12/22/16
By Opponent	Ben Moore (11), Sterling Brown (11) vs. SMU, 1/12/17

#### 10 ASSISTS BY A PLAYER

By UC	10, Troy Caupain, vs. USF, 2/4/16
By Opponent	10, Chris Howard, at USF, 2/14/09

#### FIVE STEALS BY A PLAYER

By UC	5, Tre Scott vs. USF, 1/29/17
By Opponent	5, Antonio Robinson, at East Carolina, 2/1/15

#### FIVE BLOCKED SHOTS BY A PLAYER

By UC	5, Nysier Brooks vs. East Carolina, 1/15/17
By Opponent	5, Amida Brimah, vs. UConn, 3/11/16

#### DOUBLE-DOUBLE BY A UC PLAYER

UC Win	Gary Clark (17 pts., 14 rebs.) at UConn, 3/5/17
UC Loss	Gary Clark (14 pts., 12 rebs.) at Butler, 12/10/16

#### DOUBLE-DOUBLES BY TWO UC PLAYERS

By UC	Kyle Washington (13 pts, 11 rebs) and Gary Clark (11 pts, 10 rebs) at Iowa State, 12/1/16
-------	---

#### DOUBLE-DOUBLES BY THREE UC PLAYERS

By UC	Troy Caupain (37 pts, 10 rebs), Octavius Ellis (13 pts, 10 rebs) & Gary Clark (12 pts, 12 rebs) vs. UConn, 3/11/16
-------	--

#### TRIPLE-DOUBLE BY A UC PLAYER

By UC	Eric Hicks (22 pts., 12 rebs., 10 blks.) vs. Marquette, 1/7/06
-------	---

#### UC PLAYER LED TEAM IN POINTS, REBOUNDS & ASSISTS

By UC	Sean Kilpatrick (26 pts., 12 rebs., 6 asst.) vs. SMU, 1/1/13
-------	---

#### A PLAYER WON A GAME IN THE FINAL SECONDS

By UC	Troy Caupain hits 17-foot jumper with 4.4 left at Tulsa as UC wins 57-55, 2/1/17
By Opponent	Roosevelt Jones layup with :00.1 left Butler defeats UC 78-76, 12/2/15

#### FOUR PLAYERS SCORED IN DOUBLE FIGURES

By UC	Gary Clark (25), Jacob Evans (20), Troy Caupain (18), Jarron Cumberland (11) vs. Memphis, 2/23/17
-------	---

#### FIVE PLAYERS SCORED IN DOUBLE FIGURES

By UC	Kyle Washington (18), Jacob Evans (17) Kevin Johnson (15), Gary Clark (14), Troy Caupain (11) vs. Tulsa, 2/18/17
-------	--

#### SIX PLAYERS SCORED IN DOUBLE FIGURES

By UC	Troy Caupain (18), Gary Clark (16), Jacob Evans (11) Coreontae DeBerry (11), Octavius Ellis (10), Farad Cobb (10) vs. USF, 2/4/16
-------	---

#### SEVEN PLAYERS SCORED IN DOUBLE FIGURES

By UC	Kevin Johnson (18), Jacob Evans (17), Justin Jenifer (13), Kyle Washington (12), Jarron Cumberland (11) Troy Caupain (10), Tre Scott (10) vs. Fairleigh Dickinson, 12/17/16
-------	--

#### EIGHT PLAYERS SCORED IN DOUBLE FIGURES

By UC	Farad Cobb (15), Shaq Thomas (14), Kevin Johnson (14), Coreontae DeBerry (12), Justin Jenifer (11), Quadri Moore (10), Jacob Evans (10), Octavius Ellis (10) vs. Robert Morris, 11/15/15
-------	---

## CRONIN ERA BESTS

#### MOST POINTS SCORED

119 (W, 119-68)	vs. Fairleigh Dickinson	12/17/16
106 (W, 106-44)	vs. Robert Morris	11/15/15
102 (W, 102-60)	vs. Miss. Valley St.	11/13/12
102 (W, 102-62)	vs. Chicago State	12/23/13

#### MOST POINTS SCORED (HALF)

65 (W, 119-68)	vs. Fairleigh Dickinson	(1st) 12/17/16
60 (W, 99-50)	vs. Arkansas-Pine Bluff	(2nd) 11/22/15
59 (W, 96-58)	vs. Texas Southern	(2nd) 12/13/16
59 (W, 97-84)	vs. No. 20 Memphis	(2nd) 3/6/14
59 (W, 102-60)	vs. Miss. Valley St.	(2nd) 11/13/12

#### HIGHEST FG PERCENTAGE

.647 (44-68)	vs. Fairleigh Dickinson	12/17/16
.647 (33-51)	vs. UCF	2/25/15
.632 (36-57)	vs. Campbell	11/20/13
.628 (27-43)	vs. St. John's	2/11/09
.610 (36-59)	vs. Western Carolina	11/13/15
.603 (38-63)	vs. Radford	12/17/11

#### HIGHEST 3-PT. PERCENTAGE

.643 (9-14)	vs. Temple	1/17/14
.636 (7-11)	vs. Stony Brook	12/2/14
.600 (6-10)	vs. St. John's	2/11/09
.583 (7-12)	at No. 23/23 SMU	2/5/15
.583 (7-12)	at Georgetown	1/27/07
.583 (14-24)	vs. Central Michigan	11/25/06

#### MOST REBOUNDS

69	vs. Chicago State	12/23/13
56	at Temple (2OT)	1/16/16
56	vs. North Carolina A&T	11/18/12
54	vs. UConn (4OT)	3/11/16

#### MOST ASSISTS

32	vs. Robert Morris	11/15/15
29	vs. Fairleigh Dickinson	12/17/16
27	vs. USF	1/29/17
27	vs. Toledo	11/18/09

#### MOST BLOCKED SHOTS

12	vs. Wagner	12/23/14
12	vs. Marquette	1/19/13
12	at DePaul	1/15/13
12	vs. North Carolina A&T	11/18/12
10	vs. Samford	11/23/16
10	vs. UConn (4OT)	3/11/16
10	vs. Butler	12/2/15
10	at UConn	1/10/15
10	vs. Memphis	1/4/14
10	vs. Chicago State	12/23/13
10	vs. Wright State	12/22/12
10	vs. UT Martin	11/11/12
10	vs. Chicago State	12/23/11
10	vs. Alabama State	11/13/11
10	vs. Western Illinois	11/22/08

#### MOST STEALS

23	vs. Ark.-Little Rock	12/6/12
19	vs. Ark.-Pine Bluff	11/22/15
18	vs. Robert Morris	11/15/15
16	vs. Ark.-Pine Bluff	12/21/11

#### MOST FORCED TURNOVERS

32	vs. Ark.-Little Rock	12/6/12
32	vs. North Carolina State	12/23/06
30	vs. Ark.-Pine Bluff	11/22/15
29	vs. Robert Morris	11/15/15
29	vs. Ark.-Pine Bluff	12/21/11

#### FEWEST POINTS ALLOWED

34	vs. Dayton	11/27/10
37	vs. Saint Francis (Pa.)	11/14/14
39	vs. Howard	11/10/06
	at West Virginia	1/30/08
	vs. North Carolina A&T	11/18/12

#### FEWEST POINTS ALLOWED (HALF)

13	vs. Marquette	1/19/13
14	vs. Alabama State	(1st) 11/13/11

#### LOWEST FG PERCENTAGE ALLOWED

.152 (10-66)	vs. North Carolina A&T	11/18/12
.200 (12-60)	vs. Dayton	11/27/10
.200 (10-50)	at West Virginia	1/30/08

#### LOWEST 3-PT. FG PERCENTAGE ALLOWED

.000 (0-10)	at No. 24/22 Pittsburgh	12/31/12
.000 (0-4)	vs. Texas Southern	11/18/08
.045 (1-22)	at West Virginia	1/30/08
.063 (1-16)	vs. Providence	3/13/13
.091 (1-11)	vs. USF	2/2/14

#### BIGGEST WIN

62 (106-44)	vs. Robert Morris	11/15/15
54 (93-39)	vs. North Carolina A&T	11/18/12


#### BIGGEST COMEBACK

Down 17 (won 96-83 in OT)	vs. West Virginia	1/20/07
Down 16 (won 70-55)	vs. Samford	11/23/16
Down 15 (won 93-91 in OT)	vs. Marshall	12/22/16


# RADIO-TV CHART




**0** **QUADRI MOORE**  
F • 6-8 • 230 • JR-2L  
LINDEN, N.J.



**1** **JACOB EVANS III**  
G/F • 6-6 • 210 • SO-1L  
BATON ROUGE, LA.




**3** **JUSTIN JENIFER**  
G • 5-10 • 175 • SO-1L  
BALTIMORE, MD.




**10** **TROY CAUPAIN**  
G • 6-4 • 210 • SR-3L  
MIDLOTHIAN, VA.




**11** **GARY CLARK**  
F • 6-8 • 225 • JR-2L  
CLAYTON, N.C.




**13** **TRE SCOTT**  
F • 6-8 • 225 • R-FR-HS  
DARIEN, GA.



**14** **JACKSON BART**  
F • 6-5 • 210 • R-FR-TR  
BARTLESVILLE, OKLA.



**15** **CANE BROOME**  
G • 6-0 • 160 • JR-TR  
EAST HARTFORD, CONN.




**24** **KYLE WASHINGTON**  
F • 6-9 • 230 • JR-TR  
CHAMPLIN, MINN.




**25** **KEVIN JOHNSON**  
G • 6-3 • 185 • SR-3L  
CINCINNATI, OHIO



**32** **JOHN KOZ**  
G • 6-1 • 190 • FR-HS  
CLEVELAND, OHIO



**33** **NYSIER BROOKS**  
C • 6-11 • 240 • FR-HS  
PHILADELPHIA, PA.



**34** **JARRON CUMBERLAND**  
G • 6-5 • 218 • FR-HS  
WILMINGTON, OHIO



**45** **ZACK TOBLER**  
F • 6-5 • 225 • SR-3L  
FORT MITCHELL, KY.



**MICK CRONIN**  
HEAD COACH



**LARRY DAVIS**  
ASSOCIATE HEAD COACH



**DARREN SAVINO**  
ASSISTANT COACH



**ANTWON JACKSON**  
ASSISTANT COACH

# CINCINNATI PLAYER SEASON & CAREER HIGHS

## #0 - QUADRI MOORE

2016-17 SEASON		CAREER
14 at Tulane, 1/21/17	Pts	14 at Tulane, 1/21/17
8, 2x (last at Tulane, 1/21/17)	FG Atts	8, 3x (last at Tulane, 1/21/17)
5 at Tulane, 1/21/17	FG Made	5, 2x (last at Tulane, 1/21/17)
4 at Tulane, 1/21/17	3PT-FG Atts	4 at Tulane, 1/21/17
3 at Tulane, 1/21/17	3PT-FG Made	3 at Tulane, 1/21/17
4, 2x (last at USF, 2/15/17)	FT Atts	8 vs. Ark.-Pine Bluff, 11/22/15
4 vs. USF, 1/29/17	FT Made	6, 2x (last vs. Ark.-Pine Bluff, 11/22/15)
6 at Tulane, 1/21/17	Rebs	8 vs. Ark.-Pine Bluff, 11/22/15
3 vs. USF, 1/29/17	Assts	3 vs. USF, 1/29/17
2 vs. Fairleigh Dickinson, 12/17/16	Stls	3 vs. Ark.-Pine Bluff, 11/22/15
1, 3x (last vs. USF, 1/29/17)	Blks	2 vs. Wagner, 12/23/14
20 at Tulane, 1/21/17	Mins	20 at Tulane, 1/21/17

## #1 - JACOB EVANS III

2016-17 SEASON		CAREER
25, 2x (last vs. Marshall, 12/22/16)	Pts	26 vs. Saint Joseph's, 3/18/16
16 vs. Xavier, 1/26/17	FG Atts	20 vs. Saint Joseph's, 3/18/16
9, 2x (last vs. Marshall, 12/22/16)	FG Made	10 vs. Saint Joseph's, 3/18/16
11 at SMU, 2/12/17	3PT-FG Atts	11 at SMU, 2/12/17
5 at SMU, 2/12/17	3PT-FG Made	5, 2x (last at SMU, 2/12/17)
10 vs. UConn, 3/11/17	FT Atts	10 vs. UConn, 3/11/17
8 vs. UConn, 3/11/17	FT Made	8 vs. UConn, 3/11/17
7 vs. Xavier, 1/26/17	Rebs	9 vs. Saint Joseph's, 3/18/16
6, 2x (last vs. UCF, 2/8/17)	Assts	6, 2x (last vs. UCF, 2/8/17)
4, 2x (last vs. UCF, 2/8/17)	Stls	4, 2x (last vs. UCF, 2/8/17)
3 vs. Memphis, 2/23/17	Blks	3, 3x (last vs. Memphis, 2/23/17)
45 vs. Marshall, 12/22/16	Mins	45 vs. Marshall, 12/22/16

## #3 - JUSTIN JENIFER

2016-17 SEASON		CAREER
14 vs. Bowling Green, 12/4/16	Pts	14 vs. Bowling Green, 12/4/16
11 vs. Fairleigh Dickinson, 12/17/16	FG Atts	11 vs. Fairleigh Dickinson, 12/17/16
6 vs. Fairleigh Dickinson, 12/17/16	FG Made	6 vs. Fairleigh Dickinson, 12/17/16
5 vs. Bowling Green, 12/4/16	3PT-FG Atts	5 vs. Bowling Green, 12/4/16
4 vs. Bowling Green, 12/4/16	3PT-FG Made	4 vs. Bowling Green, 12/4/16
2, 5x (last vs. Tulane, 1/1/17)	FT Atts	6 vs. Robert Morris, 11/15/15
2 vs. Tulane, 1/1/17	FT Made	6 vs. Robert Morris, 11/15/15
5, 2x (last vs. USF, 1/29/17)	Rebs	5, 2x (last vs. USF, 1/29/17)
9, 2x (last vs. USF, 1/29/17)	Asts	9, 3x (last vs. USF, 1/29/17)
3 vs. Albany, 11/14/16	Stls	3, 2x (last vs. USF, 2/4/16)
0	Blks	0
28, 2x (last vs. USF, 1/29/17)	Mins	28, 2x (last vs. USF, 1/29/17)

## #10 - TROY CAUPAIN

2016-17 SEASON		CAREER
22 at Butler, 12/10/16	Pts	37 vs. UConn, 3/11/16
15, 2x (last at Butler, 12/10/16)	FG Atts	30 vs. UConn, 3/11/16
9 at Butler, 12/10/16	FG Made	11 vs. UConn, 3/11/16
8 vs. SMU, 1/12/17	3PT-FG Atts	9, 2x (last vs. UConn, 3/11/16)
5 vs. SMU, 1/12/17	3PT-FG Made	5 vs. SMU, 1/12/17
9 vs. Temple, 1/18/17	FT Atts	12 vs. UConn, 3/11/16
8 vs. Temple, 1/18/17	FT Made	11 vs. UConn, 3/11/16
12 vs. Marshall, 12/22/16	Rebs	12 vs. Marshall, 12/22/16
8, 3x (last vs. Tulsa, 2/18/17)	Assts	10 vs. USF, 2/4/16
4 vs. Albany, 11/14/16	Stls	5, 2x (last at UCF, 2/9/16)
2 vs. Samford, 11/23/16	Blks	2, 3x (last vs. Samford, 11/23/16)
42 at Iowa State, 12/2/16	Mins	56 vs. UConn, 3/11/16

## #11 - GARY CLARK

2016-17 SEASON		CAREER
26 vs. Marshall, 12/22/16	Pts	26 vs. Marshall, 12/22/16
15 vs. Marshall, 12/22/16	FG Atts	15 vs. Marshall, 12/22/16
12 vs. Marshall, 12/22/16	FG Made	12 vs. Marshall, 12/22/16
4, 3x (last at UConn, 3/5/17)	3PT-FG Atts	4, 4x (last at UConn, 3/5/17)
2, 3x (last vs. UConn, 2/4/17)	3PT-FG Made	2, 5x (last vs. UConn, 2/4/17)
16 vs. UConn, 3/11/17	FT Atts	16 vs. UConn, 3/11/17
15 vs. UConn, 3/11/17	FT Made	15 vs. UConn, 3/11/17
14, 2x (last at UConn, 3/5/17)	Rebs	16 vs. East Carolina, 1/6/15
8 vs. Temple, 1/18/17	Assts	8 vs. Temple, 1/18/17
3, 3x (last vs. UCF, 2/8/17)	Stls	5 at SMU, 1/7/16
4 at USF, 2/15/17	Blks	4, 7x (last at USF, 2/15/17)
38 vs. Marshall, 12/22/16	Mins	48 vs. UConn, 3/11/16

## #13 - TRE SCOTT

2016-17 SEASON		CAREER
11 vs. Texas Southern, 12/13/16	Pts	11 vs. Texas Southern, 12/13/16
10 vs. Texas Southern, 12/13/16	FG Atts	10 vs. Texas Southern, 12/13/16
5, 3x (last vs. Fairleigh Dickinson, 12/17/16)	FG Made	5, 3x (last vs. Fairleigh Dickinson, 12/17/16)
1, 3x (last vs. USF, 1/29/17)	3PT-FG Atts	1, 3x (last vs. USF, 1/29/17)
1 vs. USF, 1/29/17	3PT-FG Made	1 vs. USF, 1/29/17
5, 2x (last vs. Marshall, 12/22/16)	FT Atts	5, 2x (last vs. Marshall, 12/22/16)
3 vs. Lipscomb, 11/26/16	FT Made	3 vs. Lipscomb, 11/26/16
10 vs. Tulane, 1/1/17	Rebs	10 vs. Tulane, 1/1/17
5 vs. Lipscomb, 11/26/16	Assts	5 vs. Lipscomb, 11/26/16
5 vs. USF, 1/29/17	Stls	5 vs. USF, 1/29/17
5 vs. Lipscomb, 11/26/16	Blks	5 vs. Lipscomb, 11/26/16
29 vs. Lipscomb, 11/26/16	Mins	29 vs. Lipscomb, 11/26/16

## #14 - JACKSON BART

2016-17 SEASON		CAREER
0	Pts	0
2 vs. Tulane, 1/1/17	FG Atts	2 vs. Tulane, 1/1/17
0	FG Made	0
2 vs. Tulane, 1/1/17	3PT-FG Atts	2 vs. Tulane, 1/1/17
0	3PT-FG Made	0
0	FT Atts	0
0	FT Made	0
0	Rebs	0
0	Assts	0
0	Stls	0
0	Blks	0
3 vs. USF, 1/29/17	Mins	3 vs. USF, 1/29/17

## #24 - KYLE WASHINGTON

2016-17 SEASON		CAREER (• SET AT NC STATE)
27 vs. UConn, 2/4/17	Pts	27 vs. UConn, 2/4/17
18 vs. UConn, 2/4/17	FG Atts	18 vs. UConn, 2/4/17
11, 2x (last vs. UConn, 2/4/17)	FG Made	11, 2x (last vs. UConn, 2/4/17)
5, 2x (last vs. UCF, 2/8/17)	3PT-FG Atts	5, 2x (last vs. UCF, 2/8/17)
3 vs. UConn, 2/4/17	3PT-FG Made	3 vs. UConn, 2/4/17
14 vs. Xavier, 1/26/19	FT Atts	14 vs. Xavier, 1/26/19
5, 3x (last vs. Tulsa, 3/10/19)	FT Made	7 vs. Miami, 3/13/14•
17 vs. Penn State, 11/20/16	Rebs	17 vs. Penn State, 11/20/16
5, 2x (last at SMU, 2/12/17)	Assts	5, 2x (last at SMU, 2/12/17)
4 vs. UCF, 2/8/17	Stls	4 vs. UCF, 2/8/17
4, 2x (last vs. Xavier, 1/26/19)	Blks	4, 6x (last vs. Xavier, 1/26/19)
38 at SMU, 2/12/17	Mins	38 at SMU, 2/12/17

## #25 - KEVIN JOHNSON

2016-17 SEASON		CAREER
18 vs. Fairleigh Dickinson, 12/17/16	Pts	18 vs. Fairleigh Dickinson, 12/17/16
12, 3x (last at USF, 2/15/17)	FG Atts	14 vs. Robert Morris, 11/15/15
6, 4x (last at USF, 2/15/17)	FG Made	6, 4x (last at USF, 2/15/17)
8, 3x (last at SMU, 2/12/17)	3PT-FG Atts	9, 2x (last vs. Houston, 1/13/16)
4 vs. Fairleigh Dickinson, 12/17/16	3PT-FG Made	4, 5x (last vs. Fairleigh Dickinson, 12/17/16)
6 at Temple, 12/28/16	FT Atts	6, 3x (last at Temple, 12/28/16)
5 at Temple, 12/28/16	FT Made	5, 2x (last at Temple, 12/28/16)
5, 2x (last at East Carolina, 1/15/17)	Rebs	6 at Temple, 1/16/16
4, 3x (last vs. Houston, 3/2/17)	Assts	4, 5x (last vs. Houston, 3/2/17)
3, 6x (last at USF, 2/15/17)	Stls	4 vs. Wagner, 12/23/14
1, 3x (last vs. Marshall, 12/22/16)	Blks	2 vs. Stony Brook, 12/2/14
39 at Iowa State, 12/1/16	Mins	39 at Iowa State, 12/1/16

## #33 - NYSIER BROOKS

2016-17 SEASON		CAREER
10 vs. Samford, 11/23/16	Pts	10 vs. Samford, 11/23/16
5, 2x (last vs. Fairleigh Dickinson, 12/17/16)	FG Atts	5, 2x (last vs. Fairleigh Dickinson, 12/17/16)
4 vs. Samford, 11/23/16	FG Made	4 vs. Samford, 11/23/16
0	3PT-FG Atts	0
0	3PT-FG Made	0
4, 5x (last vs. UConn, 3/11/17)	FT Atts	4, 5x (last vs. UConn, 3/11/17)
2, 5x (last vs. USF, 1/29/17)	FT Made	2, 5x (last vs. USF, 1/29/17)
5 vs. UConn, 3/11/17	Rebs	5 vs. UConn, 3/11/17
1, 2x (last at Tulane, 1/21/17)	Assts	1, 2x (last at Tulane, 1/21/17)
1, 3x (last vs. Fairleigh Dickinson, 12/17/16)	Stls	1, 3x (last vs. Fairleigh Dickinson, 12/17/16)
5 at East Carolina, 1/15/17	Blks	5 at East Carolina, 1/15/17
16 vs. USF, 1/29/17	Mins	16 vs. USF, 1/29/17

## #34 - JARRON CUMBERLAND

2016-17 SEASON		CAREER
26 vs. USF, 1/29/17	Pts	26 vs. USF, 1/29/17
11 vs. USF, 1/29/17	FG Atts	11 vs. USF, 1/29/17
8 vs. USF, 1/29/17	FG Made	8 vs. USF, 1/29/17
9 vs. USF, 1/29/17	3PT-FG Atts	9 vs. USF, 1/29/17
6 vs. USF, 1/29/17	3PT-FG Made	6 vs. USF, 1/29/17
10 vs. Lipscomb, 11/26/16	FT Atts	10 vs. Lipscomb, 11/26/16
8 vs. Lipscomb, 11/26/16	FT Made	8 vs. Lipscomb, 11/26/16
6, 2x (last vs. Texas Southern, 12/13/16)	Rebs	6, 2x (last vs. Texas Southern, 12/13/16)
5, 2x (last at UCF, 2/26/17)	Assts	5, 2x (last at UCF, 2/26/17)
4, 2x (last vs. UConn, 2/4/17)	Stls	4, 2x (last vs. UConn, 2/4/17)
1, 6x (last vs. USF, 1/29/17)	Blks	1, 6x (last vs. USF, 1/29/17)
31 at USF, 2/15/17	Mins	31 at USF, 2/15/17

## #45 - ZACK TOBLER

2016-17 SEASON		CAREER
5 vs. Fairleigh Dickinson, 12/17/16	Pts	5, 2x (last vs. Fairleigh Dickinson, 12/17/16)
3 vs. Bowling Green, 12/4/16	FG Atts	3 vs. Bowling Green, 12/4/16
1, 4x (last vs. Houston, 3/2/17)	FG Made	1, 7x (last vs. Houston, 3/2/17)
1, 3x (last vs. USF, 1/29/17)	3PT-FG Atts	1, 6x (last vs. USF, 1/29/17)
1, 2x (last vs. Tulane, 1/1/17)	3PT-FG Made	1, 2x (last vs. Tulane, 1/1/17)
3 vs. Fairleigh Dickinson, 12/17/16	FT Atts	6 vs. Ark.-Pine Bluff, 11/22/15
3 vs. Fairleigh Dickinson, 12/17/16	FT Made	5 vs. Ark.-Pine Bluff, 11/22/15
2, 2 x (last vs. Fairleigh Dickinson, 12/17/16)	Rebs	2, 3x (last vs. Fairleigh Dickinson, 12/17/16)
0	Assts	1 vs. Robert Morris, 11/15/15
1, 2x (last vs. Fairleigh Dickinson, 12/17/16)	Stls	1, 2x (last vs. Fairleigh Dickinson, 12/17/16)
0	Blks	0
6, 2x (last vs. USF, 1/29/17)	Mins	6, 3x (last vs. USF, 1/29/17)



**2016-17 Cincinnati Basketball**  
Cincinnati Combined Team Statistics (as of Mar 11, 2017)  
**All games**



<b>RECORD:</b>	<b>OVERALL</b>	<b>HOME</b>	<b>AWAY</b>	<b>NEUTRAL</b>
ALL GAMES	29-4	18-0	9-3	2-1
CONFERENCE	16-2	9-0	7-2	0-0
NON-CONFERENCE	13-2	9-0	2-1	2-1

#	Player	gp-gs	min	avg	Total		3-Point		F-Throw		Rebounds														pts	avg
					fg-fga	fg%	3fg-fga	3fg%	ft-fa	ft%	off	def	tot	avg	pf	dq	a	to	blk	stl						
01	EVANS, Jacob	33-33	1025	31.1	157-329	.477	64-154	.416	77-105	.733	48	86	134	4.1	72	0	87	39	27	42	455	13.8				
24	WASHINGTON, Kyle	33-32	815	24.7	172-338	.509	15-38	.395	73-104	.702	73	155	228	6.9	83	2	30	50	42	13	432	13.1				
11	CLARK, Gary	33-32	931	28.2	133-251	.530	13-44	.295	74-107	.692	102	157	259	7.8	60	0	67	37	39	34	353	10.7				
10	CAUPAIN, Troy	33-33	1053	31.9	117-298	.393	44-137	.321	59-88	.670	21	128	149	4.5	49	0	153	39	11	40	337	10.2				
25	JOHNSON, Kevin	33-33	930	28.2	95-250	.380	48-152	.316	33-40	.825	21	50	71	2.2	58	0	44	37	4	44	271	8.2				
34	CUMBERLAND, Jarron	32-0	595	18.6	84-170	.494	35-97	.361	51-81	.630	31	44	75	2.3	56	0	51	33	9	29	254	7.9				
13	SCOTT, Tre	33-0	352	10.7	45-90	.500	1-3	.333	16-32	.500	24	63	87	2.6	25	0	20	16	15	17	107	3.2				
00	MOORE, Quadri	25-1	205	8.2	26-73	.356	9-31	.290	15-19	.789	10	25	35	1.4	33	0	7	19	3	6	76	3.0				
03	JENIFER, Justin	33-0	442	13.4	37-90	.411	17-45	.378	7-14	.500	8	27	35	1.1	32	0	67	16	0	16	98	3.0				
33	BROOKS, Nysier	30-0	254	8.5	27-49	.551	0-0	.000	22-38	.579	19	30	49	1.6	53	1	2	19	22	4	76	2.5				
45	TOBLER, Zack	13-1	27	2.1	4-13	.308	2-5	.400	7-10	.700	2	5	7	0.5	6	0	1	3	0	2	17	1.3				
14	BART, Jackson	8-0	11	1.4	0-2	.000	0-2	.000	0-0	.000	0	0	0	0.0	2	0	0	0	0	0	0	0.0				
32	KOZ, John	6-0	10	1.7	0-2	.000	0-2	.000	0-0	.000	0	2	2	0.3	0	0	2	0	0	0	0	0.0				
Team											46	49	95		1		25									
Total.....		33	6650		897-1955	.459	248-710	.349	434-638	.680	405	821	1226	37.2	530	3	531	333	172	247	2476	75.0				
Opponents.....		33	6650		689-1807	.381	223-665	.335	396-537	.737	348	729	1077	32.6	563	-	361	458	99	117	1997	60.5				

<b>TEAM STATISTICS</b>	<b>CIN</b>	<b>OPP</b>
SCORING	2476	1997
Points per game	75.0	60.5
Scoring margin	+14.5	-
FIELD GOALS-ATT	897-1955	689-1807
Field goal pct	.459	.381
3 POINT FG-ATT	248-710	223-665
3-point FG pct	.349	.335
3-pt FG made per game	7.5	6.8
FREE THROWS-ATT	434-638	396-537
Free throw pct	.680	.737
F-Throws made per game	13.2	12.0
REBOUNDS	1226	1077
Rebounds per game	37.2	32.6
Rebounding margin	+4.5	-
ASSISTS	531	361
Assists per game	16.1	10.9
TURNOVERS	333	458
Turnovers per game	10.1	13.9
Turnover margin	+3.8	-
Assist/turnover ratio	1.6	0.8
STEALS	247	117
Steals per game	7.5	3.5
BLOCKS	172	99
Blocks per game	5.2	3.0
ATTENDANCE	177575	104594
Home games-Avg/Game	18-9865	12-6577
Neutral site-Avg/Game	-	3-8558

<b>Score by Periods</b>	<b>1st</b>	<b>2nd</b>	<b>OT</b>	<b>Totals</b>
Cincinnati	1188	1270	18	2476
Opponents	919	1063	15	1997

<b>Date</b>	<b>Opponent</b>		<b>Score</b>	<b>Att.</b>
11/11/16	BROWN	w	84-55	6504
11/14/16	ALBANY	w	74-51	5864
11/19/16	vs Rhode Island	L	71-76	9189
11/20/16	vs Penn State	w	71-50	9119
11/23/16	SAMFORD	w	70-55	7422
11/26/16	LIPSCOMB	w	91-68	5724
12-01-16	at Iowa State	Wot	55-54	14384
12/04/16	BOWLING GREEN	w	85-56	7162
12/10/16	at Butler	L	65-75	9176
12/13/16	TEXAS SOUTHERN	w	96-58	6612
12/17/16	FAIRLEIGH DICKINSON	w	119-68	7017
12/22/16	MARSHALL	Wot	93-91	10540
* 12/28/16	at Temple	w	56-50	5478
* 01/01/17	TULANE	w	92-56	10328
* 1/7/17	at Houston	w	67-58	4875
* 01/12/17	SMU	w	66-64	11344
* 01/15/17	at East Carolina	w	55-46	4597
* 01/18/17	TEMPLE	w	81-74	10718
* 01/21/17	at Tulane	w	78-61	2001
01/26/17	XAVIER	w	86-78	13477
* 01/29/17	USF	w	94-53	12576
* 02/01/17	at Tulsa	w	57-55	5002
* 02/04/17	UCONN	w	82-68	13428
* 02/08/17	UCF	w	60-50	9510
* 02/12/17	at SMU	L	51-60	7518
* 02/15/17	at USF	w	68-54	2679
* 02/18/17	TULSA	w	80-60	13386
* 02/23/17	MEMPHIS	w	87-74	12787
* 2/26/17	at UCF	L	49-53	5763
* 03/02/17	HOUSTON	w	65-47	13176
* 3/5/17	at UConn	w	67-47	9331
3/10/17	vs Tulsa	w	80-61	7365
3/11/17	at UConn	w	81-71	8117

\* = Conference game



**2016-17 Cincinnati Basketball**  
Cincinnati Combined Team Statistics (as of Mar 11, 2017)  
**Conference games**



<b>RECORD:</b>	<b>OVERALL</b>	<b>HOME</b>	<b>AWAY</b>	<b>NEUTRAL</b>
ALL GAMES	16-2	9-0	7-2	0-0
CONFERENCE	16-2	9-0	7-2	0-0
NON-CONFERENCE	0-0	0-0	0-0	0-0

#	Player	gp-gs	min	avg	Total		3-Point		F-Throw		Rebounds																
					fg-fga	fg%	3fg-fga	3fg%	ft-fa	ft%	off	def	tot	avg	pf	dq	a	to	blk	stl	pts	avg					
24	WASHINGTON, Kyle	18-18	461	25.6	86-185	.465	10-25	.400	44-54	.815	39	80	119	6.6	46	1	17	27	21	10	226	12.6					
01	EVANS, Jacob	18-18	552	30.7	71-175	.406	31-84	.369	29-42	.690	25	43	68	3.8	39	0	52	20	18	23	202	11.2					
11	CLARK, Gary	18-17	518	28.8	70-140	.500	11-30	.367	37-53	.698	62	92	154	8.6	33	0	35	23	19	17	188	10.4					
25	JOHNSON, Kevin	18-18	513	28.5	55-146	.377	34-92	.370	21-25	.840	11	28	39	2.2	29	0	27	19	0	24	165	9.2					
10	CAUPAIN, Troy	18-18	575	31.9	55-150	.367	26-77	.338	29-43	.674	8	60	68	3.8	26	0	83	19	4	20	165	9.2					
34	CUMBERLAND, Jarron	17-0	346	20.4	49-99	.495	21-58	.362	30-45	.667	16	25	41	2.4	32	0	30	23	5	17	149	8.8					
00	MOORE, Quadri	14-0	109	7.8	13-34	.382	7-19	.368	11-13	.846	3	13	16	1.1	16	0	7	9	1	3	44	3.1					
13	SCOTT, Tre	18-0	168	9.3	18-39	.462	1-2	.500	8-13	.615	9	31	40	2.2	13	0	6	10	4	13	45	2.5					
03	JENIFER, Justin	18-0	219	12.2	14-37	.378	6-18	.333	3-4	.750	4	12	16	0.9	16	0	35	5	0	6	37	2.1					
33	BROOKS, Nysier	15-0	116	7.7	10-17	.588	0-0	.000	7-14	.500	7	14	21	1.4	25	1	1	13	13	1	27	1.8					
45	TOBLER, Zack	5-1	13	2.6	2-6	.333	1-3	.333	2-3	.667	1	0	1	0.2	4	0	1	2	0	0	7	1.4					
32	KOZ, John	2-0	5	2.5	0-1	.000	0-1	.000	0-0	.000	0	1	1	0.5	0	0	1	0	0	0	0	0.0					
14	BART, Jackson	3-0	5	1.7	0-2	.000	0-2	.000	0-0	.000	0	0	0	0.0	0	0	0	0	0	0	0	0.0					
Team											27	36	63					18									
Total.....		18	3600		443-1031	.430	148-411	.360	221-309	.715	212	435	647	35.9	279	2	295	188	85	134	1255	69.7					
Opponents.....		18	3600		359-938	.383	106-336	.315	206-295	.698	180	409	589	32.7	285	-	186	255	61	66	1030	57.2					

<b>TEAM STATISTICS</b>	<b>CIN</b>	<b>OPP</b>
SCORING	1255	1030
Points per game	69.7	57.2
Scoring margin	+12.5	-
FIELD GOALS-ATT	443-1031	359-938
Field goal pct	.430	.383
3 POINT FG-ATT	148-411	106-336
3-point FG pct	.360	.315
3-pt FG made per game	8.2	5.9
FREE THROWS-ATT	221-309	206-295
Free throw pct	.715	.698
F-Throws made per game	12.3	11.4
REBOUNDS	647	589
Rebounds per game	35.9	32.7
Rebounding margin	+3.2	-
ASSISTS	295	186
Assists per game	16.4	10.3
TURNOVERS	188	255
Turnovers per game	10.4	14.2
Turnover margin	+3.7	-
Assist/turnover ratio	1.6	0.7
STEALS	134	66
Steals per game	7.4	3.7
BLOCKS	85	61
Blocks per game	4.7	3.4
ATTENDANCE	107253	47244
Home games-Avg/Game	9-11917	9-5249
Neutral site-Avg/Game	-	0-0

<b>Date</b>	<b>Opponent</b>	<b>Score</b>	<b>Att.</b>
* 12/28/16	at Temple	w 56-50	5478
* 01/01/17	TULANE	w 92-56	10328
* 1/7/17	at Houston	w 67-58	4875
* 01/12/17	SMU	w 66-64	11344
* 01/15/17	at East Carolina	w 55-46	4597
* 01/18/17	TEMPLE	w 81-74	10718
* 01/21/17	at Tulane	w 78-61	2001
* 01/29/17	USF	w 94-53	12576
* 02/01/17	at Tulsa	w 57-55	5002
* 02/04/17	UCONN	w 82-68	13428
* 02/08/17	UCF	w 60-50	9510
* 02/12/17	at SMU	L 51-60	7518
* 02/15/17	at USF	w 68-54	2679
* 02/18/17	TULSA	w 80-60	13386
* 02/23/17	MEMPHIS	w 87-74	12787
* 2/26/17	at UCF	L 49-53	5763
* 03/02/17	HOUSTON	w 65-47	13176
* 3/5/17	at UConn	w 67-47	9331

\* = Conference game

<b>Score by Periods</b>	<b>1st</b>	<b>2nd</b>	<b>Totals</b>
Cincinnati	615	640	1255
Opponents	474	556	1030



**2016-17 Cincinnati Basketball**  
Cincinnati Combined Team Statistics (as of Mar 11, 2017)  
**AAC Tournament**



<b>RECORD:</b>	<b>OVERALL</b>	<b>HOME</b>	<b>AWAY</b>	<b>NEUTRAL</b>
ALL GAMES	2-0	0-0	1-0	1-0
CONFERENCE	0-0	0-0	0-0	0-0
NON-CONFERENCE	2-0	0-0	1-0	1-0

#	Player	gp-gs	min	avg	Total		3-Point		F-Throw		Rebounds				pf	dq	a	to	blk	stl	pts	avg
					fg-fga	fg%	3fg-fga	3fg%	ft-fa	ft%	off	def	tot	avg								
01	EVANS, Jacob	2-2	55	27.5	13-17	.765	6-6	1.000	9-12	.750	1	7	8	4.0	6	0	3	0	1	3	41	20.5
10	CAUPAIN, Troy	2-2	67	33.5	10-25	.400	6-13	.462	7-9	.778	2	9	11	5.5	3	0	11	2	1	2	33	16.5
11	CLARK, Gary	2-2	63	31.5	6-15	.400	0-1	.000	18-20	.900	3	8	11	5.5	5	0	1	1	3	2	30	15.0
24	WASHINGTON, Kyle	2-2	39	19.5	8-15	.533	0-1	.000	5-5	1.000	2	5	7	3.5	6	0	0	0	0	0	21	10.5
34	CUMBERLAND, Jarron	2-0	54	27.0	7-11	.636	2-5	.400	4-8	.500	2	3	5	2.5	4	0	1	4	0	2	20	10.0
25	JOHNSON, Kevin	2-2	53	26.5	2-10	.200	1-7	.143	2-2	1.000	2	0	2	1.0	4	0	1	1	0	1	7	3.5
33	BROOKS, Nysier	2-0	25	12.5	0-3	.000	0-0	.000	3-4	.750	3	5	8	4.0	7	0	0	1	0	0	3	1.5
00	MOORE, Quadri	2-0	16	8.0	1-8	.125	0-5	.000	1-2	.500	2	1	3	1.5	5	0	0	1	0	0	3	1.5
13	SCOTT, Tre	2-0	14	7.0	1-2	.500	0-0	.000	0-0	.000	1	1	2	1.0	2	0	0	0	0	0	2	1.0
45	TOBLER, Zack	1-0	1	1.0	0-0	.000	0-0	.000	1-2	.500	0	0	0	0.0	0	0	0	0	0	0	1	1.0
03	JENIFER, Justin	2-0	13	6.5	0-2	.000	0-1	.000	0-0	.000	0	2	2	1.0	2	0	1	1	0	1	0	0.0
Team											8	3	11					2				
Total.....		2	400		48-108	.444	15-39	.385	50-64	.781	26	44	70	35.0	44	0	18	13	5	11	161	80.5
Opponents.....		2	400		42-103	.408	13-37	.351	35-45	.778	21	42	63	31.5	46	-	19	22	7	6	132	66.0

<b>TEAM STATISTICS</b>	<b>CIN</b>	<b>OPP</b>
SCORING	161	132
Points per game	80.5	66.0
Scoring margin	+14.5	-
FIELD GOALS-ATT	48-108	42-103
Field goal pct	.444	.408
3 POINT FG-ATT	15-39	13-37
3-point FG pct	.385	.351
3-pt FG made per game	7.5	6.5
FREE THROWS-ATT	50-64	35-45
Free throw pct	.781	.778
F-Throws made per game	25.0	17.5
REBOUNDS	70	63
Rebounds per game	35.0	31.5
Rebounding margin	+3.5	-
ASSISTS	18	19
Assists per game	9.0	9.5
TURNOVERS	13	22
Turnovers per game	6.5	11.0
Turnover margin	+4.5	-
Assist/turnover ratio	1.4	0.9
STEALS	11	6
Steals per game	5.5	3.0
BLOCKS	5	7
Blocks per game	2.5	3.5
ATTENDANCE	0	15482
Home games-Avg/Game	0-0	1-8117
Neutral site-Avg/Game	-	1-7365

<b>Date</b>	<b>Opponent</b>		<b>Score</b>	<b>Att.</b>
3/10/17	vs Tulsa	w	80-61	7365
3/11/17	at UConn	w	81-71	8117

\* = Conference game

<b>Score by Periods</b>	<b>1st</b>	<b>2nd</b>	<b>Totals</b>
Cincinnati	81	80	161
Opponents	54	78	132



**2016-17 Cincinnati Basketball**  
**Cincinnati Team Game-by-Game Comparison (as of Mar 11, 2017)**  
**All games**



Opponent	1st	2nd	Score	Mar	Total FG	FG Pct	3-Pointers	3FG Pct	Free Throws	FT Pct	Rebounds	Assist	T/Over	Block	Steal	Fouls
BROWN	43/25	41/30	84-55	+29	33-57/18-57	.579/.316	6-22/10-25	.273/.400	12-20/9-14	.600/.643	43/23 +20	23/10	12/14	9/1	10/3	16/21
ALBANY	29/27	45/24	74-51	+23	28-61/20-48	.459/.417	5-21/2-14	.238/.143	13-20/9-14	.650/.643	34/33 +1	16/8	10/22	6/1	13/4	21/19
Rhode Island	39/31	32/45	71-76	(5)	23-54/26-58	.426/.448	8-20/8-20	.400/.400	17-23/16-20	.739/.800	30/39 (9)	8/15	11/10	7/5	4/5	18/21
Penn State	34/19	37/31	71-50	+21	30-60/17-49	.500/.347	6-17/5-20	.353/.250	5-10/11-12	.500/.917	40/26 +14	14/8	14/19	4/2	9/5	16/15
SAMFORD	30/35	40/20	70-55	+15	27-63/19-58	.429/.328	4-20/8-27	.200/.296	12-20/9-11	.600/.818	42/34 +8	12/9	10/16	10/1	9/2	13/14
LIPSCOMB	40/28	51/40	91-68	+23	31-59/28-66	.525/.424	8-17/7-27	.471/.259	21-29/5-6	.724/.833	31/39 (8)	20/14	11/19	8/4	8/3	14/22
Iowa State	25/24	25/26	55-54	+1	22-62/22-60	.355/.367	3-21/5-21	.143/.238	8-10/5-11	.800/.455	46/34 +12	9/5	14/7	5/3	4/6	13/13
BOWLING GREEN	41/24	44/32	85-56	+29	34-61/21-57	.557/.368	6-15/6-17	.400/.353	11-14/8-12	.786/.667	38/28 +10	18/10	8/9	7/0	6/2	14/14
Butler	35/35	30/40	65-75	(10)	26-65/23-54	.400/.426	6-26/8-20	.231/.400	7-13/21-26	.538/.808	35/34 +1	8/13	8/6	1/4	4/1	20/15
TEXAS SOUTHERN	37/23	59/35	96-58	+38	40-71/21-69	.563/.304	6-17/5-23	.353/.217	10-17/11-14	.588/.786	44/37 +7	26/13	3/10	4/3	8/0	12/12
FAIRLEIGH DICKINSON	65/26	54/42	119-68	+51	44-68/20-63	.647/.317	12-25/8-20	.480/.400	19-29/20-22	.655/.909	41/28 +13	29/15	12/22	4/2	13/5	19/21
MARSHALL	38/50	42/30	93-91	+2	38-75/31-71	.507/.437	7-16/17-30	.438/.567	10-23/12-12	.435/1000	43/37 +6	21/18	11/15	8/2	9/6	12/16
Temple	26/26	30/24	56-50	+6	19-58/16-60	.328/.267	5-18/5-26	.278/.192	13-20/13-19	.650/.684	46/43 +3	7/8	15/16	6/2	8/5	16/18
TULANE	39/27	53/29	92-56	+36	33-58/17-62	.569/.274	13-24/3-21	.542/.143	13-17/19-28	.765/.679	37/35 +2	25/13	14/15	3/5	9/5	19/21
Houston	30/25	37/33	67-58	+9	22-57/23-63	.386/.365	10-24/3-19	.417/.158	13-21/9-14	.619/.643	43/39 +4	15/6	11/9	8/4	3/3	15/21
SMU	34/27	32/37	66-64	+2	25-54/24-60	.463/.400	12-26/9-23	.462/.391	4-7/7-10	.571/.700	27/37 (10)	19/14	4/7	6/4	1/3	10/12
East Carolina	31/23	24/23	55-46	+9	19-58/15-59	.328/.254	2-12/4-23	.167/.174	15-17/12-17	.882/.706	47/36 +11	10/5	11/11	9/8	8/3	15/17
TEMPLE	26/28	55/46	81-74	+7	28-56/27-51	.500/.529	5-14/12-26	.357/.462	20-24/8-11	.833/.727	32/23 +9	23/14	12/13	6/3	4/8	12/18
Tulane	38/22	40/39	78-61	+17	31-55/21-46	.564/.457	10-23/4-15	.435/.267	6-11/15-22	.545/.682	31/25 +6	14/9	18/16	2/1	6/4	23/14
XAVIER	36/44	50/34	86-78	+8	30-60/22-56	.500/.393	8-23/15-28	.348/.536	18-37/19-23	.486/.826	42/33 +9	14/18	8/12	9/3	5/3	19/29
USF	49/25	45/28	94-53	+41	32-66/17-51	.485/.333	12-34/6-13	.353/.462	18-30/13-20	.600/.650	40/36 +4	27/8	9/24	4/3	15/2	18/20
Tulsa	30/30	27/25	57-55	+2	18-51/17-42	.353/.405	6-24/4-11	.250/.364	15-19/17-24	.789/.708	28/38 (10)	10/9	11/16	1/2	10/3	18/16
UCONN	34/26	48/42	82-68	+14	30-60/24-57	.500/.421	12-26/9-18	.462/.500	10-12/11-14	.833/.786	35/29 +6	22/14	8/11	4/2	5/4	11/14
UCF	34/28	26/22	60-50	+10	23-65/19-48	.354/.396	9-29/3-15	.310/.200	5-5/9-11	1000/.818	34/36 (2)	19/8	5/16	4/3	12/3	13/7
SMU	28/28	23/32	51-60	(9)	17-49/19-45	.347/.422	11-32/10-21	.344/.476	6-9/12-17	.667/.706	31/32 (1)	15/14	12/11	6/4	5/4	14/11
USF	30/22	38/32	68-54	+14	25-59/18-49	.424/.367	6-18/6-15	.333/.400	12-20/12-16	.600/.750	35/38 (3)	15/7	10/21	8/5	13/4	15/18
TULSA	38/32	42/28	80-60	+20	28-50/19-44	.560/.432	8-17/11-19	.471/.579	16-26/11-17	.615/.647	29/21 +8	19/13	13/17	5/1	8/3	17/18
MEMPHIS	51/32	36/42	87-74	+13	28-57/31-57	.491/.544	8-21/4-13	.381/.308	23-28/8-12	.821/.667	34/27 +7	19/20	6/12	5/1	8/4	13/19
UCF	27/30	22/23	49-53	(4)	16-54/19-48	.296/.396	7-24/5-21	.292/.238	10-14/10-15	.714/.667	34/37 (3)	13/8	12/16	3/4	6/6	21/13
HOUSTON	37/20	28/27	65-47	+18	25-58/18-48	.431/.375	5-19/5-19	.263/.263	10-12/6-10	.833/.600	40/24 +16	14/6	11/13	3/4	7/2	13/13
UConn	33/23	34/24	67-47	+20	24-66/15-48	.364/.313	7-26/3-18	.269/.167	12-17/14-18	.706/.778	44/33 +11	9/10	6/11	2/5	6/0	16/15
Tulsa	40/25	40/36	80-61	+19	30-61/20-47	.492/.426	8-20/6-18	.400/.333	12-18/15-20	.667/.750	35/27 +8	10/12	7/14	4/3	7/3	20/14
UConn	41/29	40/42	81-71	+10	18-47/22-56	.383/.393	7-19/7-19	.368/.368	38-46/20-25	.826/.800	35/36 (1)	8/7	6/8	1/4	4/3	24/32

Note: Game totals are displayed in the format TEAM/OPPONENT for each category



**2016-17 Cincinnati Basketball**  
**Cincinnati Game-by-Game Highs (as of Mar 11, 2017)**  
**All games**



Opponent	Date	Score	Points	Rebounds	Assists	Steals	Blocked shots
BROWN	11/11/16	84-55	23-EVANS, Jacob	12-WASHINGTON, Ky	6-CAUPAIN, Troy	3-CLARK, Gary	2-CLARK, Gary WASHINGTON, Kyl
ALBANY	11/14/16	74-51	19-EVANS, Jacob	5-MOORE, Quadri	5-CAUPAIN, Troy JENIFER, Justin	4-CAUPAIN, Troy	2-CLARK, Gary
vs Rhode Island	11/19/16	71-76	25-EVANS, Jacob	10-WASHINGTON, Ky	5-CAUPAIN, Troy	2-CAUPAIN, Troy	4-WASHINGTON, Kyl
vs Penn State	11/20/16	71-50	16-WASHINGTON, Ky	17-WASHINGTON, Ky	4-CAUPAIN, Troy	3-CLARK, Gary	2-CLARK, Gary
SAMFORD	11/23/16	70-55	18-WASHINGTON, Ky	12-WASHINGTON, Ky	4-CAUPAIN, Troy	3-JOHNSON, Kevin	3-WASHINGTON, Kyl BROOKS, Nysier
LIPSCOMB	11/26/16	91-68	17-CUMBERLAND, Ja	9-SCOTT, Tre	5-CAUPAIN, Troy SCOTT, Tre	3-CUMBERLAND, Ja	5-SCOTT, Tre
at Iowa State	12-01-16	55-54	13-WASHINGTON, Ky	10-CAUPAIN, Troy WASHINGTON, Kyl CLARK, Gary	2-EVANS, Jacob CLARK, Gary	1-EVANS, Jacob MOORE, Quadri CAUPAIN, Troy JOHNSON, Kevin	3-CLARK, Gary
BOWLING GREEN	12/04/16	85-56	24-WASHINGTON, Ky	6-WASHINGTON, Kyl CUMBERLAND, Jar CLARK, Gary	4-CAUPAIN, Troy	2-SCOTT, Tre	3-WASHINGTON, Kyl
at Butler	12/10/16	65-75	22-CAUPAIN, Troy	12-CLARK, Gary	2-CAUPAIN, Troy JOHNSON, Kevin	1-CLARK, Gary JOHNSON, Kevin CUMBERLAND, Jar CAUPAIN, Troy	1-EVANS, Jacob
TEXAS SOUTHERN	12/13/16	96-58	18-CUMBERLAND, Ja	9-WASHINGTON, Kyl	9-JENIFER, Justin	2-CLARK, Gary	1-WASHINGTON, Kyl CUMBERLAND, Jar BROOKS, Nysier SCOTT, Tre
FAIRLEIGH DICKINSON	12/17/16	119-68	18-JOHNSON, Kevin	8-CLARK, Gary WASHINGTON, Kyl	8-CAUPAIN, Troy	3-JOHNSON, Kevin	1-BROOKS, Nysier SCOTT, Tre JOHNSON, Kevin CLARK, Gary
MARSHALL	12/22/16	93-91	26-CLARK, Gary	12-CAUPAIN, Troy	6-CAUPAIN, Troy	4-EVANS, Jacob	2-CLARK, Gary
at Temple	12/28/16	56-50	11-EVANS, Jacob CLARK, Gary	7-WASHINGTON, Kyl	2-CAUPAIN, Troy CUMBERLAND, Jar	2-SCOTT, Tre EVANS, Jacob	2-CLARK, Gary
TULANE	01/01/17	92-56	19-CUMBERLAND, Ja	10-SCOTT, Tre	8-CAUPAIN, Troy	2-CAUPAIN, Troy EVANS, Jacob WASHINGTON, Kyl CUMBERLAND, Jar	1-CUMBERLAND, Ja BROOKS, Nysier WASHINGTON, Kyl
at Houston	1/7/17	67-58	19-WASHINGTON, Ky	9-WASHINGTON, Kyl	5-CAUPAIN, Troy	1-WASHINGTON, Kyl JOHNSON, Kevin EVANS, Jacob	3-CLARK, Gary
SMU	01/12/17	66-64	18-CLARK, Gary	7-CAUPAIN, Troy	6-CAUPAIN, Troy EVANS, Jacob	1-CLARK, Gary	3-WASHINGTON, Kyl
at East Carolina	01/15/17	55-46	16-WASHINGTON, Ky	11-WASHINGTON, Ky	4-JOHNSON, Kevin	3-JOHNSON, Kevin	5-BROOKS, Nysier
TEMPLE	01/18/17	81-74	18-CAUPAIN, Troy	9-CAUPAIN, Troy	8-CLARK, Gary	1-JOHNSON, Kevin CLARK, Gary EVANS, Jacob CUMBERLAND, Jar	2-BROOKS, Nysier CLARK, Gary
at Tulane	01/21/17	78-61	15-EVANS, Jacob	6-MOORE, Quadri CLARK, Gary	4-CAUPAIN, Troy	3-JOHNSON, Kevin	1-CLARK, Gary WASHINGTON, Kyl
XAVIER	01/26/17	86-78	21-EVANS, Jacob	11-CLARK, Gary	5-CAUPAIN, Troy	2-JOHNSON, Kevin CLARK, Gary	4-WASHINGTON, Kyl
USF	01/29/17	94-53	26-CUMBERLAND, Ja	8-CLARK, Gary	9-JENIFER, Justin	5-SCOTT, Tre	1-WASHINGTON, Kyl EVANS, Jacob MOORE, Quadri





**2016-17 Cincinnati Basketball**  
**Cincinnati Team High/Low Analysis (as of Mar 11, 2017)**  
**All games**



**Cincinnati - TEAM GAME HIGHS**

POINTS	119	FAIRLEIGH DICKINSON (12/17/16)
	96	TEXAS SOUTHERN (12/13/16)
	94	USF (01/29/17)
	93	MARSHALL (12/22/16)
	92	TULANE (01/01/17)
FIELD GOALS MADE	44	FAIRLEIGH DICKINSON (12/17/16)
	40	TEXAS SOUTHERN (12/13/16)
FIELD GOAL ATTEMPTS	75	MARSHALL (12/22/16)
	71	TEXAS SOUTHERN (12/13/16)
FIELD GOAL PERCENTAGE	.647 (44-68)	FAIRLEIGH DICKINSON (12/17/16)
	.579 (33-57)	BROWN (11/11/16)
3 PT FIELD GOALS MADE	13	TULANE (01/01/17)
	12	UConn (02/04/17)
	12	USF (01/29/17)
	12	SMU (01/12/17)
	12	FAIRLEIGH DICKINSON (12/17/16)
3 PT FG ATTEMPTS	34	USF (01/29/17)
	32	at SMU (02/12/17)
3 PT FG PERCENTAGE	.542 (13-24)	TULANE (01/01/17)
	.480 (12-25)	FAIRLEIGH DICKINSON (12/17/16)
FREE THROWS MADE	38	at UConn (3/11/17)
	23	MEMPHIS (02/23/17)
FREE THROW ATTEMPTS	46	at UConn (3/11/17)
	37	XAVIER (01/26/17)
FREE THROW PERCENTAGE	1.000 (5-5)	UCF (02/08/17)
	.882 (15-17)	at East Carolina (01/15/17)
REBOUNDS	47	at East Carolina (01/15/17)
	46	at Temple (12/28/16)
	46	at Iowa State (12-01-16)
ASSISTS	29	FAIRLEIGH DICKINSON (12/17/16)
	27	USF (01/29/17)
STEALS	15	USF (01/29/17)
	13	at USF (02/15/17)
	13	FAIRLEIGH DICKINSON (12/17/16)
	13	ALBANY (11/14/16)
BLOCKED SHOTS	10	SAMFORD (11/23/16)
	9	XAVIER (01/26/17)
	9	at East Carolina (01/15/17)
	9	BROWN (11/11/16)
TURNOVERS	18	at Tulane (01/21/17)
	15	at Temple (12/28/16)
FOULS	24	at UConn (3/11/17)
	23	at Tulane (01/21/17)



**2016-17 Cincinnati Basketball**  
**Cincinnati High/Low Analysis (as of Mar 11, 2017)**  
**All games**



**Opponent - GAME HIGHS**

POINTS	91	MARSHALL (12/22/16)
	78	XAVIER (01/26/17)
	76	vs Rhode Island (11/19/16)
	75	at Butler (12/10/16)
	74	MEMPHIS (02/23/17)
	74	TEMPLE (01/18/17)
FIELD GOALS MADE	31	MEMPHIS (02/23/17)
	31	MARSHALL (12/22/16)
FIELD GOAL ATTEMPTS	71	MARSHALL (12/22/16)
	69	TEXAS SOUTHERN (12/13/16)
FIELD GOAL PERCENTAGE	.544 (31-57)	MEMPHIS (02/23/17)
	.529 (27-51)	TEMPLE (01/18/17)
3 PT FIELD GOALS MADE	17	MARSHALL (12/22/16)
	15	XAVIER (01/26/17)
3 PT FG ATTEMPTS	30	MARSHALL (12/22/16)
	28	XAVIER (01/26/17)
3 PT FG PERCENTAGE	.579 (11-19)	TULSA (02/18/17)
	.567 (17-30)	MARSHALL (12/22/16)
FREE THROWS MADE	21	at Butler (12/10/16)
	20	at UConn (3/11/17)
	20	FAIRLEIGH DICKINSON (12/17/16)
FREE THROW ATTEMPTS	28	TULANE (01/01/17)
	26	at Butler (12/10/16)
FREE THROW PERCENTAGE	1.000 (12-12)	MARSHALL (12/22/16)
	.917 (11-12)	vs Penn State (11/20/16)
REBOUNDS	43	at Temple (12/28/16)
	39	at Houston (1/7/17)
	39	LIPSCOMB (11/26/16)
	39	vs Rhode Island (11/19/16)
ASSISTS	20	MEMPHIS (02/23/17)
	18	XAVIER (01/26/17)
	18	MARSHALL (12/22/16)
STEALS	8	TEMPLE (01/18/17)
	6	at UCF (2/26/17)
	6	MARSHALL (12/22/16)
	6	at Iowa State (12-01-16)
BLOCKED SHOTS	8	at East Carolina (01/15/17)
	5	at UConn (3/5/17)
	5	at USF (02/15/17)
	5	TULANE (01/01/17)
	5	vs Rhode Island (11/19/16)
TURNOVERS	24	USF (01/29/17)
	22	FAIRLEIGH DICKINSON (12/17/16)
	22	ALBANY (11/14/16)
FOULS	32	at UConn (3/11/17)
	29	XAVIER (01/26/17)



**2016-17 Cincinnati Basketball**  
**Cincinnati High/Low Analysis (as of Mar 11, 2017)**  
**All games**



**Cincinnati - GAME LOWS**

POINTS	49	at UCF (2/26/17)
	51	at SMU (02/12/17)
	55	at Iowa State (12-01-16)
	55	at East Carolina (01/15/17)
	56	at Temple (12/28/16)
FIELD GOALS MADE	16	at UCF (2/26/17)
	17	at SMU (02/12/17)
FIELD GOAL ATTEMPTS	47	at UConn (3/11/17)
	49	at SMU (02/12/17)
FIELD GOAL PERCENTAGE	.296 (16-54)	at UCF (2/26/17)
	.328 (19-58)	at Temple (12/28/16)
	.328 (19-58)	at East Carolina (01/15/17)
3 PT FIELD GOALS MADE	2	at East Carolina (01/15/17)
	3	at Iowa State (12-01-16)
3 PT FG ATTEMPTS	12	at East Carolina (01/15/17)
	14	TEMPLE (01/18/17)
3 PT FG PERCENTAGE	.143 (3-21)	at Iowa State (12-01-16)
	.167 (2-12)	at East Carolina (01/15/17)
FREE THROWS MADE	4	SMU (01/12/17)
	5	vs Penn State (11/20/16)
	5	UCF (02/08/17)
FREE THROW ATTEMPTS	5	UCF (02/08/17)
	7	SMU (01/12/17)
FREE THROW PERCENTAGE	.435 (10-23)	MARSHALL (12/22/16)
	.486 (18-37)	XAVIER (01/26/17)
REBOUNDS	27	SMU (01/12/17)
	28	at Tulsa (02/01/17)
ASSISTS	7	at Temple (12/28/16)
	8	vs Rhode Island (11/19/16)
	8	at Butler (12/10/16)
	8	at UConn (3/11/17)
STEALS	1	SMU (01/12/17)
	3	at Houston (1/7/17)
BLOCKED SHOTS	1	at Butler (12/10/16)
	1	at Tulsa (02/01/17)
	1	at UConn (3/11/17)
TURNOVERS	3	TEXAS SOUTHERN (12/13/16)
	4	SMU (01/12/17)
FOULS	10	SMU (01/12/17)
	11	UConn (02/04/17)



**2016-17 Cincinnati Basketball**  
**Cincinnati High/Low Analysis (as of Mar 11, 2017)**  
**All games**



**Opponent - GAME LOWS**

POINTS	46	at East Carolina (01/15/17)
	47	HOUSTON (03/02/17)
	47	at UConn (3/5/17)
	50	vs Penn State (11/20/16)
	50	at Temple (12/28/16)
	50	UCF (02/08/17)
FIELD GOALS MADE	15	at East Carolina (01/15/17)
	15	at UConn (3/5/17)
FIELD GOAL ATTEMPTS	42	at Tulsa (02/01/17)
	44	TULSA (02/18/17)
FIELD GOAL PERCENTAGE	.254 (15-59)	at East Carolina (01/15/17)
	.267 (16-60)	at Temple (12/28/16)
3 PT FIELD GOALS MADE	2	ALBANY (11/14/16)
	3	TULANE (01/01/17)
	3	at Houston (1/7/17)
	3	UCF (02/08/17)
	3	at UConn (3/5/17)
3 PT FG ATTEMPTS	11	at Tulsa (02/01/17)
	13	USF (01/29/17)
	13	MEMPHIS (02/23/17)
3 PT FG PERCENTAGE	.143 (2-14)	ALBANY (11/14/16)
	.143 (3-21)	TULANE (01/01/17)
FREE THROWS MADE	5	LIPSCOMB (11/26/16)
	5	at Iowa State (12-01-16)
FREE THROW ATTEMPTS	6	LIPSCOMB (11/26/16)
	10	SMU (01/12/17)
	10	HOUSTON (03/02/17)
FREE THROW PERCENTAGE	.455 (5-11)	at Iowa State (12-01-16)
	.600 (6-10)	HOUSTON (03/02/17)
REBOUNDS	21	TULSA (02/18/17)
	23	BROWN (11/11/16)
	23	TEMPLE (01/18/17)
ASSISTS	5	at Iowa State (12-01-16)
	5	at East Carolina (01/15/17)
STEALS	0	TEXAS SOUTHERN (12/13/16)
	0	at UConn (3/5/17)
BLOCKED SHOTS	0	BOWLING GREEN (12/04/16)
	1	BROWN (11/11/16)
	1	ALBANY (11/14/16)
	1	SAMFORD (11/23/16)
	1	at Tulane (01/21/17)
	1	TULSA (02/18/17)
	1	MEMPHIS (02/23/17)
TURNOVERS	6	at Butler (12/10/16)
	7	at Iowa State (12-01-16)
	7	SMU (01/12/17)
FOULS	7	UCF (02/08/17)
	11	at SMU (02/12/17)



**2016-17 Cincinnati Basketball**  
 Cincinnati Player High/Low Analysis (as of Mar 10, 2017)  
**All games**



**Cincinnati - INDIVIDUAL GAME HIGHS**

Points	27		WASHINGTON, Kyle vs UConn (02/04/17)
	26		CUMBERLAND, Jarron vs USF (01/29/17)
	26		CLARK, Gary vs Marshall (12/22/16)
	25		EVANS, Jacob vs Marshall (12/22/16)
	25		EVANS, Jacob vs Rhode Island (11/19/16)
Field Goals Made	12		CLARK, Gary vs Marshall (12/22/16)
	11		WASHINGTON, Kyle vs UConn (02/04/17)
	11		WASHINGTON, Kyle vs Bowling Green (12/04/16)
Field Goal Att.	18		WASHINGTON, Kyle vs UConn (02/04/17)
	17		WASHINGTON, Kyle at Houston (1/7/17)
FG Pct (min 5 made)	1.000	(5-5)	SCOTT, Tre vs Fairleigh Dickinson (12/17/16)
	.889	(8-9)	CLARK, Gary vs SMU (01/12/17)
3-Point FG Made	6		CUMBERLAND, Jarron vs USF (01/29/17)
	5		EVANS, Jacob at SMU (02/12/17)
	5		CAUPAIN, Troy vs SMU (01/12/17)
3-Point FG Att.	11		EVANS, Jacob at SMU (02/12/17)
	9		EVANS, Jacob at Tulsa (02/01/17)
	9		CUMBERLAND, Jarron vs USF (01/29/17)
	9		EVANS, Jacob vs Xavier (01/26/17)
3-Pt FG Pct (min 2 made)	1.000	(4-4)	CUMBERLAND, Jarron vs Texas Southern (12/13/16)
	1.000	(3-3)	EVANS, Jacob vs Tulsa (3/10/17)
	1.000	(3-3)	CUMBERLAND, Jarron vs Tulane (01/01/17)
Free Throws Made	8		CAUPAIN, Troy vs Temple (01/18/17)
	8		CUMBERLAND, Jarron vs Lipscomb (11/26/16)
Free Throw Att.	14		WASHINGTON, Kyle vs Xavier (01/26/17)
	10		CLARK, Gary vs Memphis (02/23/17)
	10		CUMBERLAND, Jarron vs Lipscomb (11/26/16)
	10		CLARK, Gary vs Samford (11/23/16)
FT Pct (min 3 made)	1.000	(6-6)	WASHINGTON, Kyle vs Memphis (02/23/17)
	1.000	(5-5)	WASHINGTON, Kyle vs Tulsa (3/10/17)
	1.000	(4-4)	CLARK, Gary vs Tulsa (02/18/17)
	1.000	(4-4)	WASHINGTON, Kyle at Tulsa (02/01/17)
	1.000	(4-4)	JOHNSON, Kevin at Tulsa (02/01/17)
	1.000	(4-4)	MOORE, Quadri vs USF (01/29/17)
	1.000	(4-4)	WASHINGTON, Kyle at East Carolina (01/15/17)
	1.000	(4-4)	JOHNSON, Kevin at Houston (1/7/17)
	1.000	(4-4)	WASHINGTON, Kyle vs Brown (11/11/16)
	1.000	(3-3)	CUMBERLAND, Jarron at UConn (3/5/17)
	1.000	(3-3)	WASHINGTON, Kyle vs Houston (03/02/17)
	1.000	(3-3)	CAUPAIN, Troy at Tulsa (02/01/17)
	1.000	(3-3)	CLARK, Gary vs Temple (01/18/17)
	1.000	(3-3)	WASHINGTON, Kyle vs Tulane (01/01/17)
	1.000	(3-3)	TOBLER, Zack vs Fairleigh Dickinson (12/17/16)
	1.000	(3-3)	CAUPAIN, Troy at Iowa State (12-01-16)
	1.000	(3-3)	EVANS, Jacob vs Samford (11/23/16)
Rebounds	17		WASHINGTON, Kyle vs Penn State (11/20/16)
	14		CLARK, Gary at UConn (3/5/17)
	14		CLARK, Gary at USF (02/15/17)
Assists	9		JENIFER, Justin vs USF (01/29/17)
	9		JENIFER, Justin vs Texas Southern (12/13/16)
Steals	5		SCOTT, Tre vs USF (01/29/17)
	4		EVANS, Jacob vs UCF (02/08/17)
	4		WASHINGTON, Kyle vs UCF (02/08/17)

	4	CUMBERLAND, Jarron vs UConn (02/04/17)
	4	CUMBERLAND, Jarron vs USF (01/29/17)
	4	EVANS, Jacob vs Marshall (12/22/16)
	4	CAUPAIN, Troy vs Albany (11/14/16)
Blocked Shots	5	BROOKS, Nysier at East Carolina (01/15/17)
	5	SCOTT, Tre vs Lipscomb (11/26/16)
Turnovers	5	WASHINGTON, Kyle vs Fairleigh Dickinson (12/17/16)
	4	CUMBERLAND, Jarron vs Houston (03/02/17)
	4	CAUPAIN, Troy at UCF (2/26/17)
	4	WASHINGTON, Kyle vs Penn State (11/20/16)
	4	EVANS, Jacob vs Rhode Island (11/19/16)
	4	MOORE, Quadri vs Albany (11/14/16)
	4	CAUPAIN, Troy vs Brown (11/11/16)
Fouls	5	WASHINGTON, Kyle at Tulane (01/21/17)
	5	BROOKS, Nysier vs Tulane (01/01/17)
	5	WASHINGTON, Kyle at Butler (12/10/16)



**2016-17 Cincinnati Basketball**  
Cincinnati Opponent High/Low Analysis (as of Mar 10, 2017)  
**All games**



**OPPONENT INDIVIDUAL GAME HIGHS**

Points	40		BLUIETT, Trevon vs Xavier (01/26/17)
	28		BROWNING, Stevie vs Marshall (12/22/16)
	27		TAYLOR, B.J. at UCF (2/26/17)
	25		ALSTON, JR., Shizz vs Temple (01/18/17)
	24		Stephan JIGGETTS vs Fairleigh Dickinson (12/17/16)
Field Goals Made	12		BLUIETT, Trevon vs Xavier (01/26/17)
	11		BROWNING, Stevie vs Marshall (12/22/16)
Field Goal Att.	22		GRAY, Rob at Houston (1/7/17)
	22		BROWNING, Stevie vs Marshall (12/22/16)
FG Pct (min 5 made)	1.000	(7-7)	FALL, Tacko vs UCF (02/08/17)
	1.000	(6-6)	RIVERS, Jimario vs Memphis (02/23/17)
3-Point FG Made	9		BLUIETT, Trevon vs Xavier (01/26/17)
	6		ETOU, Junior vs Tulsa (02/18/17)
	6		BROWNING, Stevie vs Marshall (12/22/16)
3-Point FG Att.	11		BLUIETT, Trevon vs Xavier (01/26/17)
	11		Garner, Shep vs Penn State (11/20/16)
3-Pt FG Pct (min 2 made)	1.000	(2-2)	WHEELER, Jaleel vs Tulsa (02/18/17)
	1.000	(2-2)	EMELOGU, Ben at SMU (02/12/17)
	1.000	(2-2)	JACKSON, Vance vs UConn (02/04/17)
	1.000	(2-2)	BURKS, C.J. vs Marshall (12/22/16)
Free Throws Made	11		Stephan JIGGETTS vs Fairleigh Dickinson (12/17/16)
	8		THORPE, Geno at USF (02/15/17)
Free Throw Att.	12		Stephan JIGGETTS vs Fairleigh Dickinson (12/17/16)
	9		BLUIETT, Trevon vs Xavier (01/26/17)
	9		ONA EMBO, Ray vs Tulane (01/01/17)
	9		DINGLE, Daniel at Temple (12/28/16)
FT Pct (min 3 made)	1.000	(8-8)	THORPE, Geno at USF (02/15/17)
	1.000	(6-6)	FACEY, Kentan at UConn (3/5/17)
	1.000	(6-6)	PURVIS, Rodney at UConn (3/5/17)
	1.000	(6-6)	FRAZIER, Melvin at Tulane (01/21/17)
	1.000	(5-5)	Jalan McCloud vs Texas Southern (12/13/16)
	1.000	(4-4)	TAPLIN, Sterling vs Tulsa (3/10/17)
	1.000	(4-4)	TAYLOR, B.J. vs UCF (02/08/17)
	1.000	(4-4)	VITAL, Christian vs UConn (02/04/17)
	1.000	(4-4)	WHEELER, Jaleel at Tulsa (02/01/17)
	1.000	(4-4)	SUMNER, Edmond vs Xavier (01/26/17)
	1.000	(4-4)	BARKLEY, Kentrell at East Carolina (01/15/17)
	1.000	(4-4)	MILTON, Shake vs SMU (01/12/17)
	1.000	(4-4)	VANBECK, Wes at Houston (1/7/17)
	1.000	(4-4)	ROSE, Quinton at Temple (12/28/16)
	1.000	(4-4)	TAYLOR, Ryan vs Marshall (12/22/16)
	1.000	(4-4)	ELMORE, Jon vs Marshall (12/22/16)
	1.000	(4-4)	Christen Cunningham vs Samford (11/23/16)
	1.000	(4-4)	Stevens, Lamar vs Penn State (11/20/16)
	1.000	(4-4)	Carr, Tony vs Penn State (11/20/16)
	1.000	(4-4)	MARTIN, Hassan vs Rhode Island (11/19/16)
	1.000	(4-4)	CREMO, Joe vs Albany (11/14/16)
	1.000	(3-3)	BIRT, Pat vs Tulsa (02/18/17)
	1.000	(3-3)	GRAY, Rob at Houston (1/7/17)
Rebounds	13		EDOGLI, TK at Tulsa (02/01/17)
	11		DA SILVA, Tulio at USF (02/15/17)
	11		FALL, Tacko vs UCF (02/08/17)
	11		MOORE, Ben vs SMU (01/12/17)

	11	BROWN, Sterling vs SMU (01/12/17)
	11	REYES, Sammis vs Tulane (01/01/17)
	11	AFLAKPUI, Ernest at Temple (12/28/16)
	11	Wyatt Walker vs Samford (11/23/16)
	11	Watkins, Mike vs Penn State (11/20/16)
Assists	11	MARTIN, Jeremiah vs Memphis (02/23/17)
	7	SUMNER, Edmond vs Xavier (01/26/17)
Steals	5	ALSTON, JR., Shizz vs Temple (01/18/17)
	4	Thomas, Matt at Iowa State (12-01-16)
Blocked Shots	5	WASHINGTON, Andre at East Carolina (01/15/17)
	4	FALL, Tacko at UCF (2/26/17)
	4	NKALI, Bertrand at Houston (1/7/17)
Turnovers	8	CREMO,Joe vs Albany (11/14/16)
	6	FALL, Tacko vs UCF (02/08/17)
	6	BIBBY, Michael vs USF (01/29/17)
	6	HOLSTON, Troy vs USF (01/29/17)
	6	WILLIAMS,Josh vs Lipscomb (11/26/16)
Fouls	5	GUERRERO, Ruben at USF (02/15/17)
	5	MOORE, Ben at SMU (02/12/17)
	5	ZEIGLER, Bo vs USF (01/29/17)
	5	JONES, Tyrique vs Xavier (01/26/17)
	5	ENECHIONYIA, Obi vs Temple (01/18/17)
	5	SMITH, Ryan vs Tulane (01/01/17)
	5	AFLAKPUI, Ernest at Temple (12/28/16)
	5	TAYLOR, Ryan vs Marshall (12/22/16)
	5	Derrick Griffin vs Texas Southern (12/13/16)
	5	MARTIN, Hassan vs Rhode Island (11/19/16)



**2016-17 Cincinnati Basketball**  
Cincinnati Individual Game-by-Game (as of Mar 11, 2017)  
**All games**



**#00 MOORE, Quadri**

Opponent	Date	gs	min	Total		3-Pointers		Free throws		Rebounds				pf	a	t/o	blk	stl	pts	avg
				fg-fga	pct	3fg-fga	pct	ft-fa	pct	off	def	tot	avg							
BROWN	11/11/16		9	2-2	1.000	0-0	.000	0-0	.000	1	0	1	1.0	4	0	1	0	0	4	4.0
ALBANY	11/14/16		14	3-8	.375	0-1	.000	0-0	.000	3	2	5	3.0	2	0	4	0	0	6	5.0
vs Penn State	11/20/16		6	1-1	1.000	0-0	.000	0-0	.000	0	0	0	2.0	1	0	0	0	0	2	4.0
LIPSCOMB	11/26/16		8	1-6	.167	1-2	.500	0-0	.000	0	3	3	2.3	2	0	0	1	0	3	3.8
at Iowa State	12-01-16		2	0-1	.000	0-0	.000	0-0	.000	0	1	1	2.0	0	0	0	0	1	0	3.0
BOWLING GREEN	12/04/16		4	0-0	.000	0-0	.000	1-2	.500	0	0	0	1.7	0	0	2	1	0	1	2.7
at Butler	12/10/16		12	0-3	.000	0-1	.000	0-0	.000	0	3	3	1.9	0	0	0	0	0	0	2.3
TEXAS SOUTHERN	12/13/16 *		11	2-5	.400	0-0	.000	0-0	.000	1	0	1	1.8	0	0	1	0	0	4	2.5
FAIRLEIGH DICKINSON	12/17/16		14	3-5	.600	1-3	.333	2-2	1.000	0	2	2	1.8	3	0	1	0	2	9	3.2
at Temple	12/28/16		4	2-4	.500	1-2	.500	0-0	.000	0	0	0	1.6	0	0	0	0	0	5	3.4
SMU	01/12/17		4	0-0	.000	0-0	.000	0-0	.000	0	0	0	1.5	0	0	0	0	0	0	3.1
at East Carolina	01/15/17		5	0-0	.000	0-0	.000	0-0	.000	0	0	0	1.3	0	0	0	0	1	0	2.8
at Tulane	01/21/17		20	5-8	.625	3-4	.750	1-1	1.000	0	6	6	1.7	2	1	3	0	1	14	3.7
USF	01/29/17		16	0-4	.000	0-4	.000	4-4	1.000	0	2	2	1.7	4	3	1	1	0	4	3.7
at Tulsa	02/01/17		11	1-4	.250	1-2	.500	0-0	.000	0	1	1	1.7	2	0	1	0	0	3	3.7
UCONN	02/04/17		9	1-2	.500	1-1	1.000	2-2	1.000	0	0	0	1.6	1	1	1	0	0	5	3.8
UCF	02/08/17		6	1-2	.500	0-0	.000	0-0	.000	0	0	0	1.5	1	0	0	0	0	2	3.6
at SMU	02/12/17		1	0-0	.000	0-0	.000	0-0	.000	0	0	0	1.4	2	0	1	0	0	0	3.4
at USF	02/15/17		2	0-1	.000	0-0	.000	2-4	.500	0	0	0	1.3	1	0	1	0	0	2	3.4
TULSA	02/18/17		3	0-0	.000	0-0	.000	0-0	.000	0	0	0	1.3	1	0	1	0	0	0	3.2
MEMPHIS	02/23/17		6	1-1	1.000	1-1	1.000	2-2	1.000	1	0	1	1.2	1	0	0	0	0	5	3.3
HOUSTON	03/02/17		9	1-3	.333	0-2	.000	0-0	.000	1	2	3	1.3	0	1	0	0	0	2	3.2
at UConn	3/5/17		13	1-5	.200	0-3	.000	0-0	.000	1	2	3	1.4	1	1	0	0	1	2	3.2
vs Tulsa	3/10/17		3	0-2	.000	0-2	.000	0-0	.000	0	0	0	1.3	1	0	0	0	0	0	3.0
at UConn	3/11/17		13	1-6	.167	0-3	.000	1-2	.500	2	1	3	1.4	4	0	1	0	0	3	3.0
Totals		1	205	26-73	.356	9-31	.290	15-19	.789	10	25	35	1.4	33	7	19	3	6	76	3.0

Games played: 25  
Minutes/game: 8.2  
Points/game: 3.0  
FG Pct: 35.6  
3FG Pct: 29.0  
FT Pct: 78.9

Rebounds/game: 1.4  
Assists/game: 0.3  
Turnovers/game: 0.8  
Assist/turnover ratio: 0.4  
Steals/game: 0.2  
Blocks/game: 0.1



2016-17 Cincinnati Basketball  
Cincinnati Individual Game-by-Game (as of Mar 11, 2017)  
All games



#01 EVANS, Jacob

Opponent	Date	gs	min	Total		3-Pointers		Free throws		Rebounds				pf	a	t/o	blk	stl	pts	avg	
				fg-fga	pct	3fg-fga	pct	ft-fga	pct	off	def	tot	avg								
BROWN	11/11/16	*	32	9-12	.750	4-6	.667	1-2	.500	1	2	3	3.0	2	3	1	1	1	23	23.0	
ALBANY	11/14/16	*	30	5-11	.455	2-7	.286	7-8	.875	1	2	3	3.0	4	3	1	1	3	19	21.0	
vs Rhode Island	11/19/16	*	37	8-12	.667	2-5	.400	7-9	.778	4	2	6	4.0	3	0	4	0	0	25	22.3	
vs Penn State	11/20/16	*	29	5-7	.714	2-4	.500	2-2	1.000	2	3	5	4.3	2	0	3	0	2	14	20.3	
SAMFORD	11/23/16	*	33	4-11	.364	1-3	.333	3-3	1.000	2	5	7	4.8	3	3	2	1	2	12	18.6	
LIPSCOMB	11/26/16	*	28	5-8	.625	2-3	.667	2-3	.667	1	3	4	4.7	2	4	0	0	2	14	17.8	
at Iowa State	12-01-16	*	42	4-12	.333	1-5	.200	2-2	1.000	1	2	3	4.4	1	2	3	0	1	11	16.9	
BOWLING GREEN	12/04/16	*	22	3-5	.600	1-3	.333	0-0	.000	1	2	3	4.3	0	3	0	1	0	7	15.6	
at Butler	12/10/16	*	38	5-12	.417	2-5	.400	2-2	1.000	2	3	5	4.3	4	1	2	1	0	14	15.4	
TEXAS SOUTHERN	12/13/16	*	23	4-7	.571	1-4	.250	1-2	.500	0	3	3	4.2	1	1	0	0	1	10	14.9	
FAIRLEIGH DICKINSON	12/17/16	*	22	5-9	.556	2-5	.400	5-8	.625	2	3	5	4.3	2	4	0	0	0	17	15.1	
MARSHALL	12/22/16	*	45	9-15	.600	4-5	.800	3-5	.600	1	3	4	4.3	2	5	2	1	4	25	15.9	
at Temple	12/28/16	*	26	4-11	.364	0-2	.000	3-4	.750	2	3	5	4.3	4	1	1	1	2	11	15.5	
TULANE	01/01/17	*	17	5-8	.625	3-5	.600	0-0	.000	0	0	0	4.0	0	2	2	0	2	13	15.4	
at Houston	1/7/17	*	35	4-12	.333	3-7	.429	1-3	.333	1	4	5	4.1	0	3	1	1	1	12	15.1	
SMU	01/12/17	*	38	1-10	.100	0-3	.000	0-1	.000	1	4	5	4.1	2	6	1	2	0	2	14.3	
at East Carolina	01/15/17	*	27	2-7	.286	0-2	.000	6-7	.857	2	2	4	4.1	4	3	0	1	1	10	14.1	
TEMPLE	01/18/17	*	37	5-10	.500	1-3	.333	4-6	.667	2	2	4	4.1	2	3	2	1	1	15	14.1	
at Tulane	01/21/17	*	16	6-7	.857	2-3	.667	1-2	.500	1	3	4	4.1	4	0	1	0	1	15	14.2	
XAVIER	01/26/17	*	37	7-16	.438	3-9	.333	4-5	.800	4	3	7	4.3	1	3	1	2	0	21	14.5	
USF	01/29/17	*	25	3-7	.429	2-6	.333	2-3	.667	0	4	4	4.2	1	2	0	1	2	10	14.3	
at Tulsa	02/01/17	*	37	4-14	.286	2-9	.222	0-0	.000	1	2	3	4.2	4	3	3	0	1	10	14.1	
UCONN	02/04/17	*	30	0-3	.000	0-1	.000	0-0	.000	1	4	5	4.2	1	4	1	1	0	0	13.5	
UCF	02/08/17	*	35	4-10	.400	1-4	.250	2-2	1.000	2	2	4	4.2	3	6	2	2	4	11	13.4	
at SMU	02/12/17	*	38	5-12	.417	5-11	.455	0-0	.000	1	1	2	4.1	2	5	0	0	1	15	13.4	
at USF	02/15/17	*	28	4-9	.444	2-4	.500	0-0	.000	0	1	1	4.0	3	3	3	0	1	10	13.3	
TULSA	02/18/17	*	35	6-14	.429	3-7	.429	2-5	.400	1	3	4	4.0	1	3	2	1	2	17	13.4	
MEMPHIS	02/23/17	*	33	6-13	.462	1-3	.333	2-2	1.000	3	1	4	4.0	1	2	1	3	2	15	13.5	
at UCF	2/26/17	*	40	5-10	.500	3-7	.429	4-5	.800	0	3	3	4.0	3	2	0	2	1	17	13.6	
HOUSTON	03/02/17	*	21	3-5	.600	1-2	.500	0-0	.000	3	2	5	4.0	1	3	0	2	1	7	13.4	
at UConn	3/5/17	*	34	4-13	.308	2-5	.400	2-2	1.000	4	2	6	4.1	3	1	0	0	0	12	13.4	
vs Tulsa	3/10/17	*	26	8-10	.800	3-3	1.000	1-2	.500	1	3	4	4.1	3	2	0	1	1	20	13.6	
at UConn	3/11/17	*	29	5-7	.714	3-3	1.000	8-10	.800	0	4	4	4.1	3	1	0	0	2	21	13.8	
Totals			33	1025	157-329	.477	64-154	.416	77-105	.733	48	86	134	4.1	72	87	39	27	42	455	13.8

Games played: 33  
Minutes/game: 31.1  
Points/game: 13.8  
FG Pct: 47.7  
3FG Pct: 41.6  
FT Pct: 73.3

Rebounds/game: 4.1  
Assists/game: 2.6  
Turnovers/game: 1.2  
Assist/turnover ratio: 2.2  
Steals/game: 1.3  
Blocks/game: 0.8



2016-17 Cincinnati Basketball  
Cincinnati Individual Game-by-Game (as of Mar 11, 2017)  
All games



#03 JENIFER, Justin

Opponent	Date	gs	min	Total		3-Pointers		Free throws		Rebounds				pf	a	t/o	blk	stl	pts	avg
				fg-fga	pct	3fg-fga	pct	ft-fa	pct	off	def	tot	avg							
BROWN	11/11/16		27	2-4	.500	1-3	.333	1-1	1.000	2	3	5	5.0	1	2	1	0	1	6	6.0
ALBANY	11/14/16		19	2-5	.400	1-2	.500	1-2	.500	0	1	1	3.0	2	5	1	0	3	6	6.0
vs Rhode Island	11/19/16		16	1-2	.500	1-2	.500	0-0	.000	0	0	0	2.0	2	0	0	0	1	3	5.0
vs Penn State	11/20/16		23	1-4	.250	1-2	.500	0-1	.000	0	1	1	1.8	1	1	1	0	0	3	4.5
SAMFORD	11/23/16		9	0-3	.000	0-2	.000	0-2	.000	0	0	0	1.4	1	1	1	0	0	0	3.6
LIPSCOMB	11/26/16		13	2-4	.500	1-1	1.000	0-0	.000	0	2	2	1.5	0	2	2	0	1	5	3.8
at Iowa State	12-01-16		5	0-1	.000	0-0	.000	0-0	.000	0	0	0	1.3	1	1	0	0	0	0	3.3
BOWLING GREEN	12/04/16		28	5-8	.625	4-5	.800	0-0	.000	1	2	3	1.5	1	1	1	0	0	14	4.6
at Butler	12/10/16		9	0-1	.000	0-1	.000	0-0	.000	1	1	2	1.6	1	1	1	0	0	0	4.1
TEXAS SOUTHERN	12/13/16		22	3-5	.600	1-3	.333	1-2	.500	0	2	2	1.6	1	9	0	0	1	8	4.5
FAIRLEIGH DICKINSON	12/17/16		23	6-11	.545	1-4	.250	0-0	.000	0	0	0	1.5	2	5	2	0	2	13	5.3
MARSHALL	12/22/16		13	1-3	.333	0-1	.000	1-2	.500	0	1	1	1.4	0	3	0	0	0	3	5.1
at Temple	12/28/16		12	1-3	.333	0-1	.000	0-0	.000	0	0	0	1.3	1	1	0	0	1	2	4.8
TULANE	01/01/17		20	3-5	.600	1-2	.500	2-2	1.000	1	0	1	1.3	0	4	0	0	0	9	5.1
at Houston	1/7/17		14	0-2	.000	0-1	.000	0-0	.000	0	1	1	1.3	1	3	1	0	0	0	4.8
SMU	01/12/17		4	0-1	.000	0-1	.000	0-0	.000	0	1	1	1.3	1	0	0	0	0	0	4.5
at East Carolina	01/15/17		11	1-2	.500	0-1	.000	0-0	.000	0	0	0	1.2	1	0	0	0	0	2	4.4
TEMPLE	01/18/17		4	0-1	.000	0-1	.000	0-0	.000	0	0	0	1.1	0	0	0	0	0	0	4.1
at Tulane	01/21/17		12	0-2	.000	0-2	.000	0-0	.000	0	1	1	1.1	1	2	0	0	0	0	3.9
XAVIER	01/26/17		3	0-0	.000	0-0	.000	0-0	.000	0	0	0	1.1	1	0	0	0	0	0	3.7
USF	01/29/17		28	5-7	.714	2-3	.667	0-0	.000	3	2	5	1.2	3	9	1	0	1	12	4.1
at Tulsa	02/01/17		2	0-0	.000	0-0	.000	0-0	.000	0	0	0	1.2	1	0	0	0	0	0	3.9
UCONN	02/04/17		15	0-1	.000	0-1	.000	0-0	.000	0	1	1	1.2	2	2	0	0	0	0	3.7
UCF	02/08/17		15	2-5	.400	2-3	.667	0-0	.000	0	0	0	1.1	0	2	0	0	0	6	3.8
at SMU	02/12/17		9	0-0	.000	0-0	.000	1-2	.500	0	0	0	1.1	1	2	0	0	0	1	3.7
at USF	02/15/17		15	0-2	.000	0-0	.000	0-0	.000	0	0	0	1.0	0	5	0	0	2	0	3.6
TULSA	02/18/17		17	1-1	1.000	0-0	.000	0-0	.000	0	1	1	1.0	1	3	2	0	1	2	3.5
MEMPHIS	02/23/17		5	0-2	.000	0-1	.000	0-0	.000	0	2	2	1.1	1	0	0	0	0	0	3.4
at UCF	2/26/17		9	0-0	.000	0-0	.000	0-0	.000	0	2	2	1.1	2	1	1	0	0	0	3.3
HOUSTON	03/02/17		7	0-1	.000	0-0	.000	0-0	.000	0	0	0	1.1	0	0	0	0	0	0	3.2
at UConn	3/5/17		20	1-2	.500	1-1	1.000	0-0	.000	0	1	1	1.1	0	1	0	0	1	3	3.2
vs Tulsa	3/10/17		11	0-2	.000	0-1	.000	0-0	.000	0	2	2	1.1	0	1	0	0	1	0	3.1
at UConn	3/11/17		2	0-0	.000	0-0	.000	0-0	.000	0	0	0	1.1	2	0	1	0	0	0	3.0
Totals		0	442	37-90	.411	17-45	.378	7-14	.500	8	27	35	1.1	32	67	16	0	16	98	3.0

Games played: 33  
Minutes/game: 13.4  
Points/game: 3.0  
FG Pct: 41.1  
3FG Pct: 37.8  
FT Pct: 50.0

Rebounds/game: 1.1  
Assists/game: 2.0  
Turnovers/game: 0.5  
Assist/turnover ratio: 4.2  
Steals/game: 0.5



2016-17 Cincinnati Basketball  
Cincinnati Individual Game-by-Game (as of Mar 11, 2017)  
All games



#10 CAUPAIN, Troy

Opponent	Date	gs	min	Total		3-Pointers		Free throws		Rebounds				pf	a	t/o	blk	stl	pts	avg	
				fg-fga	pct	3fg-fga	pct	ft-fa	pct	off	def	tot	avg								
BROWN	11/11/16	*	30	4-8	.500	1-4	.250	1-2	.500	0	7	7	7.0	3	6	4	1	2	10	10.0	
ALBANY	11/14/16	*	32	3-6	.500	0-2	.000	2-2	1.000	0	4	4	5.5	0	5	0	1	4	8	9.0	
vs Rhode Island	11/19/16	*	38	4-15	.267	2-5	.400	2-3	.667	0	4	4	5.0	2	5	2	0	2	12	10.0	
vs Penn State	11/20/16	*	29	5-13	.385	1-5	.200	1-2	.500	0	3	3	4.5	1	4	1	0	0	12	10.5	
SAMFORD	11/23/16	*	36	3-10	.300	1-4	.250	0-0	.000	2	3	5	4.6	0	4	1	2	2	7	9.8	
LIPSCOMB	11/26/16	*	29	3-6	.500	2-4	.500	0-0	.000	1	4	5	4.7	1	5	2	0	0	8	9.5	
at Iowa State	12-01-16	*	42	2-11	.182	0-6	.000	3-3	1.000	1	9	10	5.4	2	1	3	1	1	7	9.1	
BOWLING GREEN	12/04/16	*	22	5-8	.625	0-2	.000	2-2	1.000	0	4	4	5.3	2	4	0	0	1	12	9.5	
at Butler	12/10/16	*	38	9-15	.600	2-7	.286	2-5	.400	2	3	5	5.2	4	2	2	0	1	22	10.9	
TEXAS SOUTHERN	12/13/16	*	24	4-6	.667	0-0	.000	0-0	.000	1	3	4	5.1	0	4	0	0	0	8	10.6	
FAIRLEIGH DICKINSON	12/17/16	*	22	3-4	.750	1-1	1.000	3-4	.750	1	3	4	5.0	2	8	1	0	2	10	10.5	
MARSHALL	12/22/16	*	35	3-14	.214	0-2	.000	1-5	.200	2	10	12	5.6	2	6	1	1	2	7	10.3	
at Temple	12/28/16	*	37	2-8	.250	1-3	.333	0-0	.000	0	6	6	5.6	2	2	1	0	1	5	9.8	
TULANE	01/01/17	*	25	3-6	.500	2-4	.500	1-2	.500	0	5	5	5.6	3	8	1	0	2	9	9.8	
at Houston	1/7/17	*	25	3-6	.500	2-3	.667	5-8	.625	1	5	6	5.6	3	5	0	1	0	13	10.0	
SMU	01/12/17	*	37	5-11	.455	5-8	.625	1-2	.500	0	7	7	5.7	0	6	0	0	0	16	10.4	
at East Carolina	01/15/17	*	33	3-5	.600	1-1	1.000	1-1	1.000	0	4	4	5.6	1	0	3	0	0	8	10.2	
TEMPLE	01/18/17	*	36	5-10	.500	0-2	.000	8-9	.889	0	9	9	5.8	1	7	3	0	0	18	10.7	
at Tulane	01/21/17	*	38	5-10	.500	2-6	.333	2-4	.500	0	1	1	5.5	2	4	0	0	1	14	10.8	
XAVIER	01/26/17	*	34	4-7	.571	2-5	.400	6-8	.750	1	2	3	5.4	1	5	1	0	1	16	11.1	
USF	01/29/17	*	16	1-5	.200	0-3	.000	0-2	.000	0	1	1	5.2	0	5	1	0	3	2	10.7	
at Tulsa	02/01/17	*	39	5-13	.385	2-6	.333	3-3	1.000	0	2	2	5.0	0	2	0	0	2	15	10.9	
UCONN	02/04/17	*	27	3-8	.375	1-3	.333	0-0	.000	1	1	2	4.9	1	6	1	1	1	7	10.7	
UCF	02/08/17	*	32	2-12	.167	1-7	.143	0-0	.000	0	4	4	4.9	1	6	0	0	0	5	10.5	
at SMU	02/12/17	*	33	0-7	.000	0-5	.000	2-2	1.000	0	1	1	4.7	0	3	0	1	0	2	10.1	
at USF	02/15/17	*	30	3-7	.429	1-5	.200	1-1	1.000	0	1	1	4.6	2	3	1	1	2	8	10.0	
TULSA	02/18/17	*	34	3-7	.429	2-3	.667	3-6	.500	1	2	3	4.5	3	8	0	0	0	11	10.1	
MEMPHIS	02/23/17	*	33	5-9	.556	2-3	.667	0-0	.000	0	3	3	4.5	1	7	1	0	3	12	10.1	
at UCF	2/26/17	*	39	1-9	.111	1-6	.167	0-0	.000	3	3	6	4.5	2	4	4	0	3	3	9.9	
HOUSTON	03/02/17	*	33	4-10	.400	1-4	.250	2-2	1.000	2	2	4	4.5	2	5	2	0	2	11	9.9	
at UConn	3/5/17	*	28	2-7	.286	2-5	.400	0-1	.000	0	3	3	4.5	2	2	1	0	0	6	9.8	
vs Tulsa	3/10/17	*	29	6-13	.462	3-6	.500	0-1	.000	1	6	7	4.5	1	6	1	0	2	15	10.0	
at UConn	3/11/17	*	38	4-12	.333	3-7	.429	7-8	.875	1	3	4	4.5	2	5	1	1	0	18	10.2	
Totals			33	1053	117-298	.393	44-137	.321	59-88	.670	21	128	149	4.5	49	153	39	11	40	337	10.2

Games played: 33  
Minutes/game: 31.9  
Points/game: 10.2  
FG Pct: 39.3  
3FG Pct: 32.1  
FT Pct: 67.0

Rebounds/game: 4.5  
Assists/game: 4.6  
Turnovers/game: 1.2  
Assist/turnover ratio: 3.9  
Steals/game: 1.2  
Blocks/game: 0.3



2016-17 Cincinnati Basketball  
Cincinnati Individual Game-by-Game (as of Mar 11, 2017)  
All games



#11 CLARK, Gary

Opponent	Date	gs	min	Total		3-Pointers		Free throws		Rebounds				pf	a	t/o	blk	stl	pts	avg	
				fg-fga	pct	3fg-fga	pct	ft-fa	pct	off	def	tot	avg								
BROWN	11/11/16	*	27	7-9	.778	0-1	.000	0-1	.000	3	6	9	9.0	0	4	1	2	3	14	14.0	
ALBANY	11/14/16	*	24	1-6	.167	0-1	.000	0-0	.000	1	3	4	6.5	4	1	1	2	1	2	8.0	
vs Rhode Island	11/19/16	*	36	1-5	.200	0-1	.000	2-2	1.000	3	3	6	6.3	2	2	0	3	0	4	6.7	
vs Penn State	11/20/16	*	20	4-4	1.000	1-1	1.000	0-0	.000	2	4	6	6.3	4	2	1	2	3	9	7.3	
SAMFORD	11/23/16	*	35	4-8	.500	0-2	.000	5-10	.500	5	2	7	6.4	1	0	2	1	1	13	8.4	
LIPSCOMB	11/26/16	*	6	1-2	.500	0-0	.000	0-0	.000	0	2	2	5.7	1	0	0	0	0	2	7.3	
at Iowa State	12-01-16	*	37	5-8	.625	0-1	.000	1-2	.500	4	6	10	6.3	2	2	2	3	0	11	7.9	
BOWLING GREEN	12/04/16	*	24	3-6	.500	0-1	.000	2-2	1.000	3	3	6	6.3	0	3	2	1	1	8	7.9	
at Butler	12/10/16	*	34	7-13	.538	0-3	.000	0-2	.000	3	9	12	6.9	0	1	0	0	1	14	8.6	
TEXAS SOUTHERN	12/13/16	*	21	4-8	.500	0-0	.000	5-7	.714	2	1	3	6.5	3	6	1	0	2	13	9.0	
FAIRLEIGH DICKINSON	12/17/16	*	13	2-3	.667	0-0	.000	2-2	1.000	2	6	8	6.6	0	4	0	1	1	6	8.7	
MARSHALL	12/22/16	*	38	12-15	.800	1-1	1.000	1-4	.250	4	6	10	6.9	1	3	1	2	0	26	10.2	
at Temple	12/28/16	*	33	4-10	.400	0-1	.000	3-6	.500	2	4	6	6.8	3	1	3	2	1	11	10.2	
TULANE	01/01/17	*	20	2-4	.500	0-0	.000	0-0	.000	2	5	7	6.9	2	3	1	0	1	4	9.8	
at Houston	1/7/17	*	34	4-8	.500	2-4	.500	1-2	.500	4	4	8	6.9	1	2	1	3	0	11	9.9	
SMU	01/12/17	*	31	8-9	.889	2-3	.667	0-0	.000	2	3	5	6.8	2	2	0	0	1	18	10.4	
at East Carolina	01/15/17	*	27	3-6	.500	0-1	.000	2-2	1.000	4	5	9	6.9	3	1	1	0	1	8	10.2	
TEMPLE	01/18/17	*	35	2-5	.400	0-1	.000	3-3	1.000	4	3	7	6.9	1	8	3	2	1	7	10.1	
at Tulane	01/21/17	*	30	3-5	.600	0-0	.000	0-0	.000	3	3	6	6.9	2	2	1	1	0	6	9.8	
XAVIER	01/26/17	*	35	6-9	.667	0-1	.000	1-2	.500	5	6	11	7.1	4	3	2	0	2	13	10.0	
USF	01/29/17	*	14	2-3	.667	0-1	.000	2-2	1.000	6	2	8	7.1	2	3	1	0	0	6	9.8	
at Tulsa	02/01/17	*	37	3-5	.600	1-1	1.000	2-3	.667	5	7	12	7.4	2	2	1	1	1	9	9.8	
UCONN	02/04/17	*	29	8-14	.571	2-4	.500	2-2	1.000	4	7	11	7.5	0	3	0	2	0	20	10.2	
UCF	02/08/17	*	34	3-12	.250	0-3	.000	2-2	1.000	5	3	8	7.5	2	0	0	0	3	8	10.1	
at SMU	02/12/17	*	36	2-7	.286	1-2	.500	1-2	.500	2	10	12	7.7	0	3	2	1	1	6	10.0	
at USF	02/15/17	*	25	5-11	.455	0-0	.000	3-4	.750	5	9	14	8.0	2	0	2	4	2	13	10.1	
TULSA	02/18/17	*	30	5-8	.625	0-1	.000	4-4	1.000	2	6	8	8.0	3	2	2	1	0	14	10.2	
MEMPHIS	02/23/17	*	31	3-6	.500	1-2	.500	6-10	.600	3	6	9	8.0	2	3	2	1	1	13	10.3	
at UCF	2/26/17	*	17	1-4	.250	1-1	1.000	0-0	.000	3	0	3	7.8	4	0	1	1	0	3	10.1	
HOUSTON	03/02/17	*	30	5-9	.556	0-1	.000	4-6	.667	1	6	7	7.8	0	0	1	0	1	14	10.2	
at UConn	3/5/17	*	25	7-14	.500	1-4	.250	2-5	.400	5	9	14	8.0	2	0	1	0	3	17	10.4	
vs Tulsa	3/10/17	*	29	1-6	.167	0-1	.000	3-4	.750	1	1	2	7.8	3	1	0	3	2	5	10.3	
at UConn	3/11/17	*	34	5-9	.556	0-0	.000	15-16	.938	2	7	9	7.8	2	0	1	0	0	25	10.7	
Totals			32	931	133-251	.530	13-44	.295	74-107	.692	102	157	259	7.8	60	67	37	39	34	353	10.7

Games played: 33  
Minutes/game: 28.2  
Points/game: 10.7  
FG Pct: 53.0  
3FG Pct: 29.5  
FT Pct: 69.2

Rebounds/game: 7.8  
Assists/game: 2.0  
Turnovers/game: 1.1  
Assist/turnover ratio: 1.8  
Steals/game: 1.0  
Blocks/game: 1.2



2016-17 Cincinnati Basketball  
Cincinnati Individual Game-by-Game (as of Mar 11, 2017)  
All games



#13 SCOTT, Tre

Opponent	Date	gs	min	Total		3-Pointers		Free throws		Rebounds				pf	a	t/o	blk	stl	pts	avg
				fg-fga	pct	3fg-fga	pct	ft-fa	pct	off	def	tot	avg							
BROWN	11/11/16		9	2-3	.667	0-0	.000	2-3	.667	0	2	2	2.0	1	0	0	1	0	6	6.0
ALBANY	11/14/16		7	2-3	.667	0-0	.000	0-0	.000	2	1	3	2.5	0	0	0	1	0	4	5.0
vs Rhode Island	11/19/16		0	0-0	.000	0-0	.000	0-0	.000	0	0	0	1.7	0	0	0	0	0	0	3.3
vs Penn State	11/20/16		18	5-6	.833	0-0	.000	0-0	.000	2	1	3	2.0	1	1	0	1	0	10	5.0
SAMFORD	11/23/16		7	0-2	.000	0-0	.000	0-0	.000	0	2	2	2.0	0	0	0	0	0	0	4.0
LIPSCOMB	11/26/16		29	3-6	.500	0-0	.000	3-5	.600	4	5	9	3.2	2	5	2	5	0	9	4.8
at Iowa State	12-01-16		12	0-1	.000	0-0	.000	0-0	.000	2	1	3	3.1	0	1	1	0	0	0	4.1
BOWLING GREEN	12/04/16		14	1-4	.250	0-0	.000	0-0	.000	0	4	4	3.3	1	1	0	0	2	2	3.9
at Butler	12/10/16		11	0-1	.000	0-0	.000	0-0	.000	0	3	3	3.2	0	0	0	0	0	0	3.4
TEXAS SOUTHERN	12/13/16		18	5-10	.500	0-1	.000	1-2	.500	1	6	7	3.6	1	3	0	1	1	11	4.2
FAIRLEIGH DICKINSON	12/17/16		15	5-5	1.000	0-0	.000	0-4	.000	1	2	3	3.5	1	2	0	1	0	10	4.7
MARSHALL	12/22/16		26	3-6	.500	0-0	.000	2-5	.400	1	4	5	3.7	2	1	3	1	1	8	5.0
at Temple	12/28/16		21	2-3	.667	0-0	.000	1-1	1.000	1	5	6	3.8	0	0	2	1	2	5	5.0
TULANE	01/01/17		20	2-5	.400	0-1	.000	2-2	1.000	2	8	10	4.3	1	1	1	0	0	6	5.1
at Houston	1/7/17		6	0-0	.000	0-0	.000	0-0	.000	0	0	0	4.0	2	0	0	1	0	0	4.7
SMU	01/12/17		15	2-4	.500	0-0	.000	0-0	.000	0	2	2	3.9	0	0	0	1	0	4	4.7
at East Carolina	01/15/17		8	0-2	.000	0-0	.000	0-0	.000	0	3	3	3.8	0	1	2	0	0	0	4.4
TEMPLE	01/18/17		5	1-1	1.000	0-0	.000	0-0	.000	1	0	1	3.7	1	0	1	0	0	2	4.3
at Tulane	01/21/17		10	3-5	.600	0-0	.000	1-2	.500	1	2	3	3.6	0	0	1	0	0	7	4.4
XAVIER	01/26/17		4	0-2	.000	0-0	.000	0-0	.000	1	0	1	3.5	1	0	0	0	0	0	4.2
USF	01/29/17		17	4-8	.500	1-1	1.000	0-2	.000	2	5	7	3.7	2	1	0	0	5	9	4.4
at Tulsa	02/01/17		6	0-0	.000	0-0	.000	0-0	.000	0	0	0	3.5	0	1	0	0	1	0	4.2
UCONN	02/04/17		10	0-0	.000	0-0	.000	2-4	.500	1	1	2	3.4	0	2	0	0	0	2	4.1
UCF	02/08/17		6	1-2	.500	0-0	.000	0-0	.000	1	0	1	3.3	3	0	0	0	0	2	4.0
at SMU	02/12/17		4	0-0	.000	0-0	.000	0-0	.000	0	0	0	3.2	0	0	0	0	0	0	3.9
at USF	02/15/17		7	0-0	.000	0-0	.000	0-0	.000	0	1	1	3.1	1	0	1	1	2	0	3.7
TULSA	02/18/17		10	0-0	.000	0-0	.000	0-0	.000	0	1	1	3.0	0	0	1	0	2	0	3.6
MEMPHIS	02/23/17		8	2-2	1.000	0-0	.000	2-2	1.000	0	1	1	3.0	0	0	0	0	1	6	3.7
at UCF	2/26/17		2	0-1	.000	0-0	.000	0-0	.000	0	0	0	2.9	2	0	1	0	0	0	3.6
HOUSTON	03/02/17		8	1-3	.333	0-0	.000	0-0	.000	0	1	1	2.8	1	0	0	0	0	2	3.5
at UConn	3/5/17		5	0-3	.000	0-0	.000	0-0	.000	0	1	1	2.7	0	0	0	0	0	0	3.4
vs Tulsa	3/10/17		11	1-2	.500	0-0	.000	0-0	.000	1	1	2	2.7	2	0	0	0	0	2	3.3
at UConn	3/11/17		3	0-0	.000	0-0	.000	0-0	.000	0	0	0	2.6	0	0	0	0	0	0	3.2
Totals		0	352	45-90	.500	1-3	.333	16-32	.500	24	63	87	2.6	25	20	16	15	17	107	3.2

Games played: 33  
Minutes/game: 10.7  
Points/game: 3.2  
FG Pct: 50.0  
3FG Pct: 33.3  
FT Pct: 50.0

Rebounds/game: 2.6  
Assists/game: 0.6  
Turnovers/game: 0.5  
Assist/turnover ratio: 1.3  
Steals/game: 0.5  
Blocks/game: 0.5



**2016-17 Cincinnati Basketball**  
**Cincinnati Individual Game-by-Game (as of Mar 11, 2017)**  
**All games**



**#14 BART, Jackson**

Opponent	Date	gs	min	Total		3-Pointers		Free throws		Rebounds				pf	a	t/o	blk	stl	pts	avg
				fg-fga	pct	3fg-fga	pct	ft-fa	pct	off	def	tot	avg							
ALBANY	11/14/16		1	0-0	.000	0-0	.000	0-0	.000	0	0	0	0.0	0	0	0	0	0	0	0.0
LIPSCOMB	11/26/16		1	0-0	.000	0-0	.000	0-0	.000	0	0	0	0.0	0	0	0	0	0	0	0.0
BOWLING GREEN	12/04/16		1	0-0	.000	0-0	.000	0-0	.000	0	0	0	0.0	0	0	0	0	0	0	0.0
TEXAS SOUTHERN	12/13/16		1	0-0	.000	0-0	.000	0-0	.000	0	0	0	0.0	1	0	0	0	0	0	0.0
FAIRLEIGH DICKINSON	12/17/16		2	0-0	.000	0-0	.000	0-0	.000	0	0	0	0.0	1	0	0	0	0	0	0.0
TULANE	01/01/17		2	0-2	.000	0-2	.000	0-0	.000	0	0	0	0.0	0	0	0	0	0	0	0.0
USF	01/29/17		3	0-0	.000	0-0	.000	0-0	.000	0	0	0	0.0	0	0	0	0	0	0	0.0
HOUSTON	03/02/17		0	0-0	.000	0-0	.000	0-0	.000	0	0	0	0.0	0	0	0	0	0	0	0.0
Totals		0	11	0-2	.000	0-2	.000	0-0	.000	0	0	0	0.0	2	0	0	0	0	0	0.0

Games played: 8  
Minutes/game: 1.4  
FG Pct: 0.0  
3FG Pct: 0.0

**#24 WASHINGTON, Kyle**

Opponent	Date	gs	min	Total		3-Pointers		Free throws		Rebounds				pf	a	t/o	blk	stl	pts	avg
				fg-fga	pct	3fg-fga	pct	ft-fa	pct	off	def	tot	avg							
BROWN	11/11/16	*	25	6-11	.545	0-2	.000	4-4	1.000	4	8	12	12.0	1	5	3	2	0	16	16.0
ALBANY	11/14/16	*	20	6-8	.750	0-0	.000	1-5	.200	2	1	3	7.5	3	0	0	0	0	13	14.5
vs Rhode Island	11/19/16	*	37	8-15	.533	2-3	.667	5-6	.833	3	7	10	8.3	3	0	2	4	1	23	17.3
vs Penn State	11/20/16	*	34	7-16	.438	0-0	.000	2-2	1.000	3	14	17	10.5	3	2	4	1	0	16	17.0
SAMFORD	11/23/16	*	22	8-11	.727	0-0	.000	2-2	1.000	5	7	12	10.8	4	1	1	3	0	18	17.2
LIPSCOMB	11/26/16	*	23	6-9	.667	0-0	.000	3-5	.600	1	1	2	9.3	3	2	1	1	1	15	16.8
at Iowa State	12-01-16	*	31	6-15	.400	1-3	.333	0-1	.000	4	6	10	9.4	3	1	1	1	0	13	16.3
BOWLING GREEN	12/04/16	*	23	11-13	.846	0-0	.000	2-2	1.000	1	5	6	9.0	2	0	1	3	0	24	17.3
at Butler	12/10/16	*	19	2-8	.250	2-4	.500	1-2	.500	0	0	0	8.0	5	0	1	0	0	7	16.1
TEXAS SOUTHERN	12/13/16		18	4-8	.500	0-0	.000	0-2	.000	1	8	9	8.1	0	1	0	1	1	8	15.3
FAIRLEIGH DICKINSON	12/17/16	*	21	6-7	.857	0-0	.000	0-0	.000	2	6	8	8.1	0	0	5	0	0	12	15.0
MARSHALL	12/22/16	*	14	4-9	.444	0-0	.000	0-0	.000	3	2	5	7.8	1	0	2	1	0	8	14.4
at Temple	12/28/16	*	18	2-9	.222	1-3	.333	1-2	.500	3	4	7	7.8	1	0	1	1	0	6	13.8
TULANE	01/01/17	*	23	3-5	.600	0-0	.000	3-3	1.000	0	3	3	7.4	1	4	1	1	2	9	13.4
at Houston	1/7/17	*	34	8-17	.471	1-3	.333	2-4	.500	2	7	9	7.5	3	0	2	2	1	19	13.8
SMU	01/12/17	*	28	5-7	.714	1-1	1.000	0-0	.000	1	4	5	7.4	2	3	2	3	0	11	13.6
at East Carolina	01/15/17	*	26	6-15	.400	0-0	.000	4-4	1.000	3	8	11	7.6	1	0	1	3	0	16	13.8
TEMPLE	01/18/17	*	22	7-14	.500	0-0	.000	2-2	1.000	3	1	4	7.4	1	0	2	1	0	16	13.9
at Tulane	01/21/17	*	9	2-3	.667	0-0	.000	0-0	.000	1	0	1	7.1	5	1	1	1	0	4	13.4
XAVIER	01/26/17	*	28	4-8	.500	0-0	.000	4-14	.286	3	5	8	7.1	3	1	2	4	0	12	13.3
USF	01/29/17	*	17	5-7	.714	0-0	.000	3-4	.750	1	2	3	6.9	1	0	1	1	0	13	13.3
at Tulsa	02/01/17	*	23	3-7	.429	0-0	.000	4-4	1.000	2	6	8	7.0	4	1	3	0	0	10	13.1
UCONN	02/04/17	*	30	11-18	.611	3-5	.600	2-2	1.000	0	8	8	7.0	4	2	3	0	0	27	13.7
UCF	02/08/17	*	33	6-13	.462	2-5	.400	0-0	.000	4	7	11	7.2	2	1	1	2	4	14	13.8
at SMU	02/12/17	*	38	4-11	.364	1-4	.250	2-3	.667	3	3	6	7.1	4	0	2	2	1	11	13.6
at USF	02/15/17	*	26	4-11	.364	0-0	.000	5-6	.833	6	3	9	7.2	1	1	0	2	0	13	13.6
TULSA	02/18/17	*	31	7-9	.778	0-0	.000	4-7	.571	1	5	6	7.1	3	1	1	2	1	18	13.8
MEMPHIS	02/23/17	*	25	5-7	.714	0-0	.000	6-6	1.000	1	5	6	7.1	4	0	1	0	0	16	13.9
at UCF	2/26/17	*	30	3-15	.200	1-2	.500	0-0	.000	2	7	9	7.2	2	0	1	0	0	7	13.6
HOUSTON	03/02/17	*	27	3-11	.273	0-1	.000	3-3	1.000	4	3	7	7.2	3	1	3	0	0	9	13.5
at UConn	3/5/17	*	21	2-6	.333	0-1	.000	3-4	.750	2	4	6	7.1	4	2	1	0	1	7	13.3
vs Tulsa	3/10/17	*	24	8-10	.800	0-0	.000	5-5	1.000	2	4	6	7.1	2	0	0	0	0	21	13.5
at UConn	3/11/17	*	15	0-5	.000	0-1	.000	0-0	.000	0	1	1	6.9	4	0	0	0	0	0	13.1
Totals		32	815	172-338	.509	15-38	.395	73-104	.702	73	155	228	6.9	83	30	50	42	13	432	13.1

Games played: 33  
Minutes/game: 24.7  
Points/game: 13.1  
FG Pct: 50.9  
3FG Pct: 39.5  
FT Pct: 70.2

Rebounds/game: 6.9  
Assists/game: 0.9  
Turnovers/game: 1.5  
Assist/turnover ratio: 0.6  
Steals/game: 0.4  
Blocks/game: 1.3



2016-17 Cincinnati Basketball  
Cincinnati Individual Game-by-Game (as of Mar 11, 2017)  
All games



#25 JOHNSON, Kevin

Opponent	Date	gs	min	Total		3-Pointers		Free throws		Rebounds				pf	a	t/o	blk	stl	pts	avg	
				fg-fga	pct	3fg-fga	pct	ft-fa	pct	off	def	tot	avg								
BROWN	11/11/16	*	18	0-3	.000	0-3	.000	0-0	.000	1	1	2	2.0	1	1	1	1	0	0	0.0	
ALBANY	11/14/16	*	25	2-6	.333	0-4	.000	0-0	.000	2	2	4	3.0	2	0	3	0	2	4	2.0	
vs Rhode Island	11/19/16	*	20	1-4	.250	1-3	.333	0-0	.000	1	0	1	2.3	3	0	2	0	0	3	2.3	
vs Penn State	11/20/16	*	25	1-4	.250	1-3	.333	0-2	.000	0	1	1	2.0	1	1	1	0	2	3	2.5	
SAMFORD	11/23/16	*	35	4-12	.333	2-8	.250	0-0	.000	1	0	1	1.8	4	2	2	0	3	10	4.0	
LIPSCOMB	11/26/16	*	31	4-8	.500	1-4	.250	4-5	.800	0	3	3	2.0	0	1	2	0	1	13	5.5	
at Iowa State	12-01-16	*	39	4-10	.400	1-5	.200	2-2	1.000	0	4	4	2.3	2	1	0	0	1	11	6.3	
BOWLING GREEN	12/04/16	*	28	2-4	.500	0-1	.000	2-2	1.000	0	2	2	2.3	3	2	1	0	1	6	6.3	
at Butler	12/10/16	*	29	2-9	.222	0-4	.000	0-0	.000	1	1	2	2.2	2	2	1	0	1	4	6.0	
TEXAS SOUTHERN	12/13/16	*	26	5-9	.556	0-4	.000	0-0	.000	0	2	2	2.2	2	1	0	0	1	10	6.4	
FAIRLEIGH DICKINSON	12/17/16	*	25	6-10	.600	4-6	.667	2-2	1.000	1	1	2	2.2	2	1	2	1	3	18	7.5	
MARSHALL	12/22/16	*	37	5-9	.556	2-5	.400	0-0	.000	0	2	2	2.2	2	3	1	1	2	12	7.8	
at Temple	12/28/16	*	27	0-3	.000	0-2	.000	5-6	.833	1	2	3	2.2	1	0	2	0	1	5	7.6	
TULANE	01/01/17	*	27	6-10	.600	3-6	.500	0-0	.000	0	3	3	2.3	1	2	3	0	0	15	8.1	
at Houston	1/7/17	*	31	2-9	.222	2-4	.500	4-4	1.000	2	3	5	2.5	2	1	1	0	1	10	8.3	
SMU	01/12/17	*	30	3-9	.333	3-7	.429	0-0	.000	0	0	0	2.3	1	1	0	0	0	9	8.3	
at East Carolina	01/15/17	*	29	2-11	.182	1-3	.333	0-0	.000	2	3	5	2.5	2	4	0	0	3	5	8.1	
TEMPLE	01/18/17	*	29	6-10	.600	3-5	.600	1-2	.500	0	2	2	2.4	2	4	1	0	1	16	8.6	
at Tulane	01/21/17	*	37	5-12	.417	3-8	.375	1-2	.500	0	2	2	2.4	2	1	2	0	3	14	8.8	
XAVIER	01/26/17	*	26	2-6	.333	1-3	.333	0-0	.000	1	3	4	2.5	1	1	1	1	2	5	8.7	
USF	01/29/17	*	19	1-8	.125	1-5	.200	0-0	.000	0	1	1	2.4	3	0	0	0	0	3	8.4	
at Tulsa	02/01/17	*	25	1-5	.200	0-4	.000	4-4	1.000	0	0	0	2.3	1	0	2	0	3	6	8.3	
UCONN	02/04/17	*	29	2-5	.400	2-4	.500	0-0	.000	0	2	2	2.3	0	1	1	0	0	6	8.2	
UCF	02/08/17	*	20	3-5	.600	3-5	.600	0-0	.000	0	0	0	2.2	1	0	1	0	0	9	8.2	
at SMU	02/12/17	*	33	5-10	.500	3-8	.375	0-0	.000	0	2	2	2.2	3	2	2	0	2	13	8.4	
at USF	02/15/17	*	30	6-12	.500	2-6	.333	0-0	.000	1	0	1	2.2	3	1	1	0	3	14	8.6	
TULSA	02/18/17	*	31	5-8	.625	3-5	.600	2-2	1.000	3	0	3	2.2	1	1	2	0	2	15	8.9	
MEMPHIS	02/23/17	*	29	2-9	.222	2-7	.286	1-2	.500	1	2	3	2.2	1	3	0	0	1	7	8.8	
at UCF	2/26/17	*	29	2-6	.333	1-4	.250	1-1	1.000	1	1	2	2.2	4	1	1	0	2	6	8.7	
HOUSTON	03/02/17	*	36	3-8	.375	1-4	.250	0-0	.000	0	4	4	2.3	0	4	0	0	2	7	8.6	
at UConn	3/5/17	*	22	1-6	.167	1-5	.200	2-2	1.000	0	1	1	2.2	1	1	0	0	0	5	8.5	
vs Tulsa	3/10/17	*	27	2-8	.250	1-5	.200	2-2	1.000	1	0	1	2.2	3	0	1	0	1	7	8.5	
at UConn	3/11/17	*	26	0-2	.000	0-2	.000	0-0	.000	1	0	1	2.2	1	1	0	0	0	0	8.2	
Totals			33	930	95-250	.380	48-152	.316	33-40	.825	21	50	71	2.2	58	44	37	4	44	271	8.2

Games played: 33  
Minutes/game: 28.2  
Points/game: 8.2  
FG Pct: 38.0  
3FG Pct: 31.6  
FT Pct: 82.5

Rebounds/game: 2.2  
Assists/game: 1.3  
Turnovers/game: 1.1  
Assist/turnover ratio: 1.2  
Steals/game: 1.3  
Blocks/game: 0.1



2016-17 Cincinnati Basketball  
Cincinnati Individual Game-by-Game (as of Mar 11, 2017)  
All games



#32 KOZ, John

Opponent	Date	gs	min	Total		3-Pointers		Free throws		Rebounds				pf	a	t/o	blk	stl	pts	avg
				fg-fga	pct	3fg-fga	pct	ft-fa	pct	off	def	tot	avg							
ALBANY	11/14/16		1	0-0	.000	0-0	.000	0-0	.000	0	0	0	0.0	0	0	0	0	0	0	0.0
BOWLING GREEN	12/04/16		1	0-0	.000	0-0	.000	0-0	.000	0	1	1	0.5	0	1	0	0	0	0	0.0
TEXAS SOUTHERN	12/13/16		1	0-1	.000	0-1	.000	0-0	.000	0	0	0	0.3	0	0	0	0	0	0	0.0
FAIRLEIGH DICKINSON	12/17/16		2	0-0	.000	0-0	.000	0-0	.000	0	0	0	0.3	0	0	0	0	0	0	0.0
TULANE	01/01/17		2	0-0	.000	0-0	.000	0-0	.000	0	0	0	0.2	0	0	0	0	0	0	0.0
USF	01/29/17		3	0-1	.000	0-1	.000	0-0	.000	0	1	1	0.3	0	1	0	0	0	0	0.0
Totals		0	10	0-2	.000	0-2	.000	0-0	.000	0	2	2	0.3	0	2	0	0	0	0	0.0

Games played: 6  
Minutes/game: 1.7  
FG Pct: 0.0  
3FG Pct: 0.0

Rebounds/game: 0.3  
Assists/game: 0.3  
Assist/turnover ratio: 99.9

#33 BROOKS, Nysier

Opponent	Date	gs	min	Total		3-Pointers		Free throws		Rebounds				pf	a	t/o	blk	stl	pts	avg
				fg-fga	pct	3fg-fga	pct	ft-fa	pct	off	def	tot	avg							
BROWN	11/11/16		8	0-0	.000	0-0	.000	1-2	.500	0	1	1	1.0	2	0	0	0	0	1	1.0
ALBANY	11/14/16		7	0-1	.000	0-0	.000	1-2	.500	0	1	1	1.0	2	1	0	1	0	1	1.0
vs Rhode Island	11/19/16		1	0-0	.000	0-0	.000	1-2	.500	0	0	0	0.7	0	0	1	0	0	1	1.0
vs Penn State	11/20/16		4	0-2	.000	0-0	.000	0-0	.000	0	1	1	0.8	2	0	1	0	1	0	0.8
SAMFORD	11/23/16		15	4-5	.800	0-0	.000	2-3	.667	2	2	4	1.4	0	0	1	3	1	10	2.6
LIPSCOMB	11/26/16		9	2-4	.500	0-0	.000	1-1	1.000	0	0	0	1.2	2	0	0	0	0	5	3.0
at Iowa State	12-01-16		8	1-1	1.000	0-0	.000	0-0	.000	3	1	4	1.6	1	0	2	0	0	2	2.9
BOWLING GREEN	12/04/16		13	2-3	.667	0-0	.000	2-4	.500	1	0	1	1.5	3	0	0	0	0	6	3.3
at Butler	12/10/16		1	0-0	.000	0-0	.000	0-0	.000	0	0	0	1.3	0	0	0	0	0	0	2.9
TEXAS SOUTHERN	12/13/16		10	2-3	.667	0-0	.000	2-2	1.000	0	2	2	1.4	2	0	0	1	0	6	3.2
FAIRLEIGH DICKINSON	12/17/16		15	3-5	.600	0-0	.000	2-4	.500	1	2	3	1.5	2	0	0	1	1	8	3.6
MARSHALL	12/22/16		10	1-2	.500	0-0	.000	0-0	.000	0	0	0	1.4	1	0	0	1	0	2	3.5
at Temple	12/28/16		3	0-1	.000	0-0	.000	0-0	.000	1	1	2	1.5	2	0	1	1	0	0	3.2
TULANE	01/01/17		15	2-3	.667	0-0	.000	1-2	.500	0	1	1	1.4	5	0	1	1	0	5	3.4
at Houston	1/7/17		5	0-0	.000	0-0	.000	0-0	.000	0	1	1	1.4	1	0	1	0	0	0	3.1
SMU	01/12/17		2	0-0	.000	0-0	.000	0-0	.000	0	0	0	1.3	1	0	0	0	0	0	2.9
at East Carolina	01/15/17		13	1-3	.333	0-0	.000	0-0	.000	1	3	4	1.5	1	0	2	5	1	2	2.9
TEMPLE	01/18/17		9	1-1	1.000	0-0	.000	0-0	.000	1	0	1	1.4	1	0	0	2	0	2	2.8
at Tulane	01/21/17		12	0-1	.000	0-0	.000	0-0	.000	2	1	3	1.5	4	1	3	0	0	0	2.7
XAVIER	01/26/17		12	2-3	.667	0-0	.000	0-0	.000	2	1	3	1.6	4	0	0	2	0	4	2.8
USF	01/29/17		16	3-3	1.000	0-0	.000	2-4	.500	0	1	1	1.6	2	0	3	0	0	8	3.0
at SMU	02/12/17		1	0-0	.000	0-0	.000	0-0	.000	0	0	0	1.5	0	0	0	1	0	0	2.9
at USF	02/15/17		5	0-0	.000	0-0	.000	1-4	.250	0	1	1	1.5	0	0	0	0	0	1	2.8
TULSA	02/18/17		8	1-2	.500	0-0	.000	1-2	.500	1	1	2	1.5	4	0	2	1	0	3	2.8
MEMPHIS	02/23/17		8	1-1	1.000	0-0	.000	2-2	1.000	1	1	2	1.5	1	0	0	0	0	4	2.8
at UCF	2/26/17		6	1-1	1.000	0-0	.000	0-0	.000	0	1	1	1.5	1	0	0	0	0	2	2.8
HOUSTON	03/02/17		6	0-0	.000	0-0	.000	0-0	.000	0	2	2	1.5	0	0	0	1	0	0	2.7
at UConn	3/5/17		7	0-1	.000	0-0	.000	0-0	.000	0	0	0	1.5	2	0	0	1	0	0	2.6
vs Tulsa	3/10/17		12	0-2	.000	0-0	.000	0-0	.000	1	2	3	1.5	3	0	1	0	0	0	2.5
at UConn	3/11/17		13	0-1	.000	0-0	.000	3-4	.750	2	3	5	1.6	4	0	0	0	0	3	2.5
Totals		0	254	27-49	.551	0-0	.000	22-38	.579	19	30	49	1.6	53	2	19	22	4	76	2.5

Games played: 30  
Minutes/game: 8.5  
Points/game: 2.5  
FG Pct: 55.1  
FT Pct: 57.9

Rebounds/game: 1.6  
Assists/game: 0.1  
Turnovers/game: 0.6  
Assist/turnover ratio: 0.1  
Steals/game: 0.1  
Blocks/game: 0.7



2016-17 Cincinnati Basketball  
Cincinnati Individual Game-by-Game (as of Mar 11, 2017)  
All games



#34 CUMBERLAND, Jarron

Opponent	Date	gs	min	Total		3-Pointers		Free throws		Rebounds				pf	a	t/o	blk	stl	pts	avg
				fg-fga	pct	3fg-fga	pct	ft-fa	pct	off	def	tot	avg							
BROWN	11/11/16		13	1-3	.333	0-2	.000	1-3	.333	0	0	0	0.0	1	2	0	1	2	3	3.0
ALBANY	11/14/16		19	4-6	.667	2-4	.500	1-1	1.000	1	1	2	1.0	1	1	0	0	0	11	7.0
vs Rhode Island	11/19/16		15	0-1	.000	0-1	.000	0-1	.000	2	0	2	1.3	3	1	0	0	0	0	4.7
vs Penn State	11/20/16		12	1-3	.333	0-2	.000	0-1	.000	0	1	1	1.3	0	3	0	0	1	2	4.0
SAMFORD	11/23/16		8	0-1	.000	0-1	.000	0-0	.000	1	1	2	1.4	0	1	0	0	0	0	3.2
LIPSCOMB	11/26/16		22	4-6	.667	1-3	.333	8-10	.800	0	1	1	1.3	1	1	2	1	3	17	5.5
at Iowa State	12-01-16		7	0-2	.000	0-1	.000	0-0	.000	0	0	0	1.1	1	0	0	0	0	0	4.7
BOWLING GREEN	12/04/16		18	1-7	.143	0-2	.000	0-0	.000	3	3	6	1.8	2	3	1	1	1	2	4.4
at Butler	12/10/16		9	1-3	.333	0-1	.000	2-2	1.000	1	0	1	1.7	3	1	1	0	1	4	4.3
TEXAS SOUTHERN	12/13/16		24	7-9	.778	4-4	1.000	0-0	.000	3	3	6	2.1	1	1	0	1	1	18	5.7
FAIRLEIGH DICKINSON	12/17/16		20	4-8	.500	3-6	.500	0-0	.000	1	3	4	2.3	3	5	0	0	1	11	6.2
MARSHALL	12/22/16		7	0-2	.000	0-2	.000	2-2	1.000	0	0	0	2.1	1	0	1	0	0	2	5.8
at Temple	12/28/16		19	2-6	.333	2-4	.500	0-1	.000	3	2	5	2.3	2	2	3	0	0	6	5.8
TULANE	01/01/17		26	6-8	.750	3-3	1.000	4-6	.667	1	3	4	2.4	4	1	3	1	2	19	6.8
at Houston	1/7/17		16	1-3	.333	0-2	.000	0-0	.000	0	2	2	2.4	2	1	2	0	0	2	6.5
SMU	01/12/17		11	1-3	.333	1-3	.333	3-4	.750	0	2	2	2.4	1	1	1	0	0	6	6.4
at East Carolina	01/15/17		21	1-7	.143	0-4	.000	2-3	.667	2	2	4	2.5	2	1	0	0	1	4	6.3
TEMPLE	01/18/17		23	1-4	.250	1-2	.500	2-2	1.000	0	2	2	2.4	3	1	0	0	1	5	6.2
at Tulane	01/21/17		16	2-2	1.000	0-0	.000	0-0	.000	0	1	1	2.4	1	2	3	0	0	4	6.1
XAVIER	01/26/17		21	5-9	.556	2-5	.400	3-8	.375	1	3	4	2.5	3	1	1	0	0	15	6.6
USF	01/29/17		20	8-11	.727	6-9	.667	4-7	.571	0	3	3	2.5	0	3	0	1	4	26	7.5
at Tulsa	02/01/17		20	1-3	.333	0-2	.000	2-5	.400	0	0	0	2.4	4	1	1	0	2	4	7.3
UCONN	02/04/17		21	5-9	.556	3-7	.429	2-2	1.000	0	2	2	2.3	2	1	1	0	4	15	7.7
UCF	02/08/17		19	1-4	.250	0-2	.000	1-1	1.000	0	0	0	2.3	0	4	0	0	1	3	7.5
at SMU	02/12/17		7	1-2	.500	1-2	.500	0-0	.000	1	0	1	2.2	2	0	0	1	0	3	7.3
at USF	02/15/17		31	3-6	.500	1-3	.333	0-1	.000	2	2	4	2.3	2	2	1	0	1	7	7.3
MEMPHIS	02/23/17		22	3-7	.429	1-4	.250	2-2	1.000	1	1	2	2.3	1	4	1	1	0	9	7.3
at UCF	2/26/17		28	3-8	.375	0-4	.000	5-8	.625	3	0	3	2.3	1	5	2	0	0	11	7.5
HOUSTON	03/02/17		21	4-7	.571	2-5	.400	0-0	.000	1	2	3	2.3	4	0	4	0	1	10	7.6
at UConn	3/5/17		25	6-9	.667	0-2	.000	3-3	1.000	2	1	3	2.3	1	1	1	1	0	15	7.8
vs Tulsa	3/10/17		27	4-6	.667	1-2	.500	0-2	.000	1	2	3	2.4	2	0	3	0	0	9	7.8
at UConn	3/11/17		27	3-5	.600	1-3	.333	4-6	.667	1	1	2	2.3	2	1	1	0	2	11	7.9
Totals		0	595	84-170	.494	35-97	.361	51-81	.630	31	44	75	2.3	56	51	33	9	29	254	7.9

Games played: 32  
Minutes/game: 18.6  
Points/game: 7.9  
FG Pct: 49.4  
3FG Pct: 36.1  
FT Pct: 63.0

Rebounds/game: 2.3  
Assists/game: 1.6  
Turnovers/game: 1.0  
Assist/turnover ratio: 1.5  
Steals/game: 0.9  
Blocks/game: 0.3



2016-17 Cincinnati Basketball  
Cincinnati Individual Game-by-Game (as of Mar 11, 2017)  
All games



#45 TOBLER, Zack

Opponent	Date	gs	min	Total		3-Pointers		Free throws		Rebounds				pf	a	t/o	blk	stl	pts	avg
				fg-fga	pct	3fg-fga	pct	ft-fa	pct	off	def	tot	avg							
BROWN	11/11/16		2	0-2	.000	0-1	.000	1-2	.500	0	1	1	1.0	0	0	0	0	1	1	1.0
ALBANY	11/14/16		1	0-1	.000	0-0	.000	0-0	.000	0	1	1	1.0	1	0	0	0	0	0	0.5
LIPSCOMB	11/26/16		1	0-0	.000	0-0	.000	0-0	.000	0	0	0	0.7	0	0	0	0	0	0	0.3
BOWLING GREEN	12/04/16		2	1-3	.333	1-1	1.000	0-0	.000	0	0	0	0.5	0	0	0	0	0	3	1.0
TEXAS SOUTHERN	12/13/16		1	0-0	.000	0-0	.000	0-0	.000	0	2	2	0.8	0	0	0	0	0	0	0.8
FAIRLEIGH DICKINSON	12/17/16		6	1-1	1.000	0-0	.000	3-3	1.000	1	1	2	1.0	1	0	1	0	1	5	1.5
TULANE	01/01/17		3	1-2	.500	1-1	1.000	0-0	.000	0	0	0	0.9	2	0	1	0	0	3	1.7
XAVIER	01/26/17		0	0-0	.000	0-0	.000	0-0	.000	0	0	0	0.8	0	0	0	0	0	0	1.5
USF	01/29/17		6	0-2	.000	0-1	.000	1-2	.500	1	0	1	0.8	0	0	1	0	0	1	1.4
at USF	02/15/17		1	0-0	.000	0-0	.000	0-0	.000	0	0	0	0.7	0	0	0	0	0	0	1.3
TULSA	02/18/17		1	0-1	.000	0-1	.000	0-0	.000	0	0	0	0.6	0	1	0	0	0	0	1.2
HOUSTON	03/02/17 *		2	1-1	1.000	0-0	.000	1-1	1.000	0	0	0	0.6	2	0	0	0	0	3	1.3
vs Tulsa	3/10/17		1	0-0	.000	0-0	.000	1-2	.500	0	0	0	0.5	0	0	0	0	0	1	1.3
Totals		1	27	4-13	.308	2-5	.400	7-10	.700	2	5	7	0.5	6	1	3	0	2	17	1.3

Games played: 13  
Minutes/game: 2.1  
Points/game: 1.3  
FG Pct: 30.8  
3FG Pct: 40.0  
FT Pct: 70.0

Rebounds/game: 0.5  
Assists/game: 0.1  
Turnovers/game: 0.2  
Assist/turnover ratio: 0.3  
Steals/game: 0.2



2016-17 Cincinnati Basketball  
Cincinnati Individual Game-by-Game (as of Mar 11, 2017)  
All games



#TM TEAM

Opponent	Date	gs	min	Total		3-Pointers		Free throws		Rebounds				pf	a	t/o	blk	stl	pts	avg
				fg-fga	pct	3fg-fga	pct	ft-fa	pct	off	def	tot	avg							
BROWN	11/11/16		0	0-0	.000	0-0	.000	0-0	.000	0	0	0	0.0	0	0	0	0	0	0	0.0
ALBANY	11/14/16		0	0-0	.000	0-0	.000	0-0	.000	3	0	3	1.5	0	0	0	0	0	0	0.0
vs Rhode Island	11/19/16		0	0-0	.000	0-0	.000	0-0	.000	0	1	1	1.3	0	0	0	0	0	0	0.0
vs Penn State	11/20/16		0	0-0	.000	0-0	.000	0-0	.000	1	1	2	1.5	0	0	2	0	0	0	0.0
SAMFORD	11/23/16		0	0-0	.000	0-0	.000	0-0	.000	0	2	2	1.6	0	0	0	0	0	0	0.0
LIPSCOMB	11/26/16		0	0-0	.000	0-0	.000	0-0	.000	0	0	0	1.3	0	0	0	0	0	0	0.0
at Iowa State	12-01-16		0	0-0	.000	0-0	.000	0-0	.000	1	0	1	1.3	0	0	2	0	0	0	0.0
BOWLING GREEN	12/04/16		0	0-0	.000	0-0	.000	0-0	.000	0	2	2	1.4	0	0	0	0	0	0	0.0
at Butler	12/10/16		0	0-0	.000	0-0	.000	0-0	.000	1	1	2	1.4	1	0	0	0	0	0	0.0
TEXAS SOUTHERN	12/13/16		0	0-0	.000	0-0	.000	0-0	.000	1	2	3	1.6	0	0	1	0	0	0	0.0
FAIRLEIGH DICKINSON	12/17/16		0	0-0	.000	0-0	.000	0-0	.000	0	0	0	1.5	0	0	0	0	0	0	0.0
MARSHALL	12/22/16		0	0-0	.000	0-0	.000	0-0	.000	3	1	4	1.7	0	0	0	0	0	0	0.0
at Temple	12/28/16		0	0-0	.000	0-0	.000	0-0	.000	1	5	6	2.0	0	0	1	0	0	0	0.0
TULANE	01/01/17		0	0-0	.000	0-0	.000	0-0	.000	1	2	3	2.1	0	0	0	0	0	0	0.0
at Houston	1/7/17		0	0-0	.000	0-0	.000	0-0	.000	3	3	6	2.3	0	0	2	0	0	0	0.0
SMU	01/12/17		0	0-0	.000	0-0	.000	0-0	.000	0	0	0	2.2	0	0	0	0	0	0	0.0
at East Carolina	01/15/17		0	0-0	.000	0-0	.000	0-0	.000	2	1	3	2.2	0	0	2	0	0	0	0.0
TEMPLE	01/18/17		0	0-0	.000	0-0	.000	0-0	.000	1	1	2	2.2	0	0	0	0	0	0	0.0
at Tulane	01/21/17		0	0-0	.000	0-0	.000	0-0	.000	1	2	3	2.3	0	0	3	0	0	0	0.0
XAVIER	01/26/17		0	0-0	.000	0-0	.000	0-0	.000	1	0	1	2.2	0	0	0	0	0	0	0.0
USF	01/29/17		0	0-0	.000	0-0	.000	0-0	.000	2	1	3	2.2	0	0	0	0	0	0	0.0
at Tulsa	02/01/17		0	0-0	.000	0-0	.000	0-0	.000	2	0	2	2.2	0	0	0	0	0	0	0.0
UCONN	02/04/17		0	0-0	.000	0-0	.000	0-0	.000	1	1	2	2.2	0	0	0	0	0	0	0.0
UCF	02/08/17		0	0-0	.000	0-0	.000	0-0	.000	1	5	6	2.4	0	0	1	0	0	0	0.0
at SMU	02/12/17		0	0-0	.000	0-0	.000	0-0	.000	4	3	7	2.6	0	0	5	0	0	0	0.0
at USF	02/15/17		0	0-0	.000	0-0	.000	0-0	.000	2	1	3	2.6	0	0	0	0	0	0	0.0
TULSA	02/18/17		0	0-0	.000	0-0	.000	0-0	.000	0	1	1	2.5	0	0	0	0	0	0	0.0
MEMPHIS	02/23/17		0	0-0	.000	0-0	.000	0-0	.000	1	0	1	2.5	0	0	0	0	0	0	0.0
at UCF	2/26/17		0	0-0	.000	0-0	.000	0-0	.000	2	3	5	2.6	0	0	1	0	0	0	0.0
HOUSTON	03/02/17		0	0-0	.000	0-0	.000	0-0	.000	0	4	4	2.6	0	0	1	0	0	0	0.0
at UConn	3/5/17		0	0-0	.000	0-0	.000	0-0	.000	3	3	6	2.7	0	0	2	0	0	0	0.0
vs Tulsa	3/10/17		0	0-0	.000	0-0	.000	0-0	.000	4	1	5	2.8	0	0	1	0	0	0	0.0
at UConn	3/11/17		0	0-0	.000	0-0	.000	0-0	.000	4	2	6	2.9	0	0	1	0	0	0	0.0
Totals		0	0	0-0	.000	0-0	.000	0-0	.000	46	49	95	2.9	1	0	25	0	0	0	0.0

Games played: 33

Rebounds/game: 2.9

Turnovers/game: 0.8



# Cincinnati Individual Career History



## BART, Jackson

			Total		3-Point		F-Throws		Rebounds											Scoring	
Season	gp-gs	min/avg	fg-fga	pct	fg-fga	pct	ft-fta	pct	off	def	tot	avg	pf	fo	ast	to	blk	stl	pts	avg	
2016-17	8-0	11/1.4	0-2	.000	0-2	.000	0-0	.000	0	0	0	0.0	2	0	0	0	0	0	0	0.0	
TOTAL	8-0	11/1.4	0-2	.000	0-2	.000	0-0	.000	0	0	0	0.0	2	0	0	0	0	0	0	0.0	

## BROOKS, Nysier

			Total		3-Point		F-Throws		Rebounds											Scoring	
Season	gp-gs	min/avg	fg-fga	pct	fg-fga	pct	ft-fta	pct	off	def	tot	avg	pf	fo	ast	to	blk	stl	pts	avg	
2016-17	30-0	254/8.5	27-49	.551	0-0	.000	22-38	.579	19	30	49	1.6	53	1	2	19	22	4	76	2.5	
TOTAL	30-0	254/8.5	27-49	.551	0-0	.000	22-38	.579	19	30	49	1.6	53	1	2	19	22	4	76	2.5	

## CAUPAIN, Troy

Season	gp-gs	min/avg	Total		3-Point		F-Throws		Rebounds											Scoring	
			fg-fga	pct	fg-fga	pct	ft-fta	pct	off	def	tot	avg	pf	fo	ast	to	blk	stl	pts	avg	
2013-14	34-0	649/19.1	54-142	.380	19-58	.328	58-74	.784	13	66	79	2.3	50	0	76	42	2	31	185	5.4	
2014-15	34-33	1065/31.3	107-241	.444	31-76	.408	82-104	.788	17	105	122	3.6	49	1	121	72	6	41	327	9.6	
2015-16	33-33	1104/33.5	142-379	.375	55-170	.324	89-113	.788	16	108	124	3.8	48	0	160	60	13	37	428	13.0	
2016-17	33-33	1053/31.9	117-298	.393	44-137	.321	59-88	.670	21	128	149	4.5	49	0	153	39	11	40	337	10.2	
TOTAL	134-99	3871/28.9	420-1060	.396	149-441	.338	288-379	.760	67	407	474	3.5	196	1	510	213	32	149	1277	9.5	

## CLARK, Gary

			Total		3-Point		F-Throws		Rebounds											Scoring	
Season	gp-gs	min/avg	fg-fga	pct	fg-fga	pct	ft-fta	pct	off	def	tot	avg	pf	fo	ast	to	blk	stl	pts	avg	
2014-15	34-34	945/27.8	110-210	.524	0-5	.000	45-72	.625	94	152	246	7.2	54	0	57	38	45	35	265	7.8	
2015-16	33-32	1002/30.4	126-243	.519	13-25	.520	79-115	.687	113	177	290	8.8	76	0	70	42	49	41	344	10.4	
2016-17	33-32	931/28.2	133-251	.530	13-44	.295	74-107	.692	102	157	259	7.8	60	0	67	37	39	34	353	10.7	
TOTAL	100-98	2878/28.8	369-704	.524	26-74	.351	198-294	.673	309	486	795	8.0	190	0	194	117	133	110	962	9.6	

## CUMBERLAND, Jarron

			Total		3-Point		F-Throws		Rebounds											Scoring	
Season	gp-gs	min/avg	fg-fga	pct	fg-fga	pct	ft-fta	pct	off	def	tot	avg	pf	fo	ast	to	blk	stl	pts	avg	
2016-17	32-0	595/18.6	84-170	.494	35-97	.361	51-81	.630	31	44	75	2.3	56	0	51	33	9	29	254	7.9	
TOTAL	32-0	595/18.6	84-170	.494	35-97	.361	51-81	.630	31	44	75	2.3	56	0	51	33	9	29	254	7.9	

## EVANS, Jacob

			Total		3-Point		F-Throws		Rebounds											Scoring	
Season	gp-gs	min/avg	fg-fga	pct	fg-fga	pct	ft-fta	pct	off	def	tot	avg	pf	fo	ast	to	blk	stl	pts	avg	
2015-16	33-8	806/24.4	94-253	.372	45-135	.333	45-56	.804	36	99	135	4.1	61	2	54	25	27	27	278	8.4	
2016-17	33-33	1025/31.1	157-329	.477	64-154	.416	77-105	.733	48	86	134	4.1	72	0	87	39	27	42	455	13.8	
TOTAL	66-41	1831/27.7	251-582	.431	109-289	.377	122-161	.758	84	185	269	4.1	133	2	141	64	54	69	733	11.1	

## JENIFER, Justin

			Total		3-Point		F-Throws		Rebounds											Scoring	
Season	gp-gs	min/avg	fg-fga	pct	fg-fga	pct	ft-fta	pct	off	def	tot	avg	pf	fo	ast	to	blk	stl	pts	avg	
2015-16	27-0	232/8.6	21-58	.362	10-30	.333	14-20	.700	2	16	18	0.7	18	0	34	17	0	14	66	2.4	
2016-17	33-0	442/13.4	37-90	.411	17-45	.378	7-14	.500	8	27	35	1.1	32	0	67	16	0	16	98	3.0	
TOTAL	60-0	674/11.2	58-148	.392	27-75	.360	21-34	.618	10	43	53	0.9	50	0	101	33	0	30	164	2.7	



## Cincinnati Individual Career History



### JOHNSON, Kevin

			Total		3-Point		F-Throws		Rebounds											Scoring	
Season	gp-gs	min/avg	fg-fga	pct	fg-fga	pct	ft-fta	pct	off	def	tot	avg	pf	fo	ast	to	blk	stl	pts	avg	
2013-14	33-0	338/10.2	41-103	.398	15-48	.313	26-30	.867	14	19	33	1.0	42	0	21	17	3	13	123	3.7	
2014-15	34-24	742/21.8	74-195	.379	43-123	.350	29-44	.659	6	40	46	1.4	68	0	45	54	4	28	220	6.5	
2015-16	33-2	700/21.2	68-196	.347	40-130	.308	24-32	.750	24	34	58	1.8	51	0	55	38	2	30	200	6.1	
2016-17	33-33	930/28.2	95-250	.380	48-152	.316	33-40	.825	21	50	71	2.2	58	0	44	37	4	44	271	8.2	
TOTAL	133-59	2710/20.4	278-744	.374	146-453	.322	112-146	.767	65	143	208	1.6	219	0	165	146	13	115	814	6.1	

### KOZ, John

			Total		3-Point		F-Throws		Rebounds											Scoring	
Season	gp-gs	min/avg	fg-fga	pct	fg-fga	pct	ft-fta	pct	off	def	tot	avg	pf	fo	ast	to	blk	stl	pts	avg	
2016-17	6-0	10/1.7	0-2	.000	0-2	.000	0-0	.000	0	2	2	0.3	0	0	2	0	0	0	0	0.0	
TOTAL	6-0	10/1.7	0-2	.000	0-2	.000	0-0	.000	0	2	2	0.3	0	0	2	0	0	0	0	0.0	

### MOORE, Quadri

			Total		3-Point		F-Throws		Rebounds											Scoring	
Season	gp-gs	min/avg	fg-fga	pct	fg-fga	pct	ft-fta	pct	off	def	tot	avg	pf	fo	ast	to	blk	stl	pts	avg	
2014-15	26-0	213/8.2	21-56	.375	4-14	.286	11-15	.733	6	22	28	1.1	26	1	6	19	4	7	57	2.2	
2015-16	26-0	190/7.3	21-54	.389	4-12	.333	13-19	.684	13	21	34	1.3	21	0	2	18	2	8	59	2.3	
2016-17	25-1	205/8.2	26-73	.356	9-31	.290	15-19	.789	10	25	35	1.4	33	0	7	19	3	6	76	3.0	
TOTAL	77-1	608/7.9	68-183	.372	17-57	.298	39-53	.736	29	68	97	1.3	80	1	15	56	9	21	192	2.5	

### SCOTT, Tre

			Total		3-Point		F-Throws		Rebounds											Scoring	
Season	gp-gs	min/avg	fg-fga	pct	fg-fga	pct	ft-fta	pct	off	def	tot	avg	pf	fo	ast	to	blk	stl	pts	avg	
2016-17	33-0	352/10.7	45-90	.500	1-3	.333	16-32	.500	24	63	87	2.6	25	0	20	16	15	17	107	3.2	
TOTAL	33-0	352/10.7	45-90	.500	1-3	.333	16-32	.500	24	63	87	2.6	25	0	20	16	15	17	107	3.2	

### TOBLER, Zack

			Total		3-Point		F-Throws		Rebounds											Scoring	
Season	gp-gs	min/avg	fg-fga	pct	fg-fga	pct	ft-fta	pct	off	def	tot	avg	pf	fo	ast	to	blk	stl	pts	avg	
2013-14	8-0	13/1.6	0-4	.000	0-2	.000	0-0	.000	1	1	2	0.3	1	0	0	0	0	0	0	0.0	
2014-15	8-0	11/1.4	1-5	.200	0-2	.000	1-5	.200	0	1	1	0.1	2	0	0	1	0	0	3	0.4	
2015-16	6-0	17/2.8	2-5	.400	0-0	.000	5-8	.625	3	0	3	0.5	3	0	1	1	0	0	9	1.5	
2016-17	13-1	27/2.1	4-13	.308	2-5	.400	7-10	.700	2	5	7	0.5	6	0	1	3	0	2	17	1.3	
TOTAL	35-1	68/1.9	7-27	.259	2-9	.222	13-23	.565	6	7	13	0.4	12	0	2	5	0	2	29	0.8	

### WASHINGTON, Kyle

			Total		3-Point		F-Throws		Rebounds											Scoring	
Season	gp-gs	min/avg	fg-fga	pct	fg-fga	pct	ft-fta	pct	off	def	tot	avg	pf	fo	ast	to	blk	stl	pts	avg	
2013-14*	36-25	718/19.9	73-168	.435	0-2	.000	27-48	.563	29	110	139	3.9	77	1	16	35	21	6	173	4.8	
2014-15*	34-18	604/17.8	98-210	.467	7-13	.538	28-39	.718	40	99	139	4.1	71	0	15	32	37	7	231	6.8	
2016-17	33-32	815/24.7	172-338	.509	15-38	.395	73-104	.702	73	155	228	6.9	83	2	30	50	42	13	432	13.1	
TOTAL	33-32	815/24.7	172-338	.509	15-38	.395	73-104	.702	73	155	228	6.9	83	2	30	50	42	13	432	13.1	
All*	103-75	2137/20.7	343-716	.479	22-53	.415	128-191	.670	142	364	506	4.9	231	3	61	117	100	26	836	8.1	

\* Statistics from prior team/school



# Official Basketball Box Score -- Game Totals -- Final Statistics

## SMU vs Cincinnati

01/12/17 9:00 pm ET at Cincinnati, Ohio (Fifth Third Arena)



**SMU 64 • 14-4, 4-1**

##	Player		Total		3-Ptr	Rebounds			PF	TP	A	TO	Blk	Stl	Min
			FG-FGA	FG-FGA	FT-FTA	Off	Def	Tot							
00	MOORE, Ben	f	5-12	0-0	1-2	5	6	11	3	11	2	0	2	0	33
33	OJELEYE, Semi	f	4-11	2-7	2-2	1	2	3	0	12	0	1	0	0	34
01	MILTON, Shake	g	4-12	1-3	4-4	1	1	2	0	13	5	1	1	0	38
03	BROWN, Sterling	g	8-12	4-6	0-0	1	10	11	4	20	3	2	1	3	35
10	FOSTER, Jarrey	g	3-11	2-5	0-0	3	4	7	2	8	3	2	0	0	35
05	McDOWELL, Dashawn		0-0	0-0	0-2	0	0	0	1	0	0	0	0	0	3
21	EMELOGU, Ben		0-2	0-2	0-0	0	1	1	2	0	1	0	0	0	22
Team						2	0	2				1			
Totals			24-60	9-23	7-10	13	24	37	12	64	14	7	4	3	200

FG % 1st Half: 9-28 32.1% 2nd half: 15-32 46.9% Game: 24-60 40.0%  
 3FG % 1st Half: 4-10 40.0% 2nd half: 5-13 38.5% Game: 9-23 39.1%  
 FT % 1st Half: 5-8 62.5% 2nd half: 2-2 100.0 Game: 7-10 70.0%

Deadball  
Rebounds  
3,3

**Cincinnati 66 • 14-2, 4-0**

##	Player		Total		3-Ptr	Rebounds			PF	TP	A	TO	Blk	Stl	Min
			FG-FGA	FG-FGA	FT-FTA	Off	Def	Tot							
11	CLARK, Gary	f	8-9	2-3	0-0	2	3	5	2	18	2	0	0	1	31
24	WASHINGTON, Kyle	f	5-7	1-1	0-0	1	4	5	2	11	3	2	3	0	28
01	EVANS, Jacob	g	1-10	0-3	0-1	1	4	5	2	2	6	1	2	0	38
10	CAUPAIN, Troy	g	5-11	5-8	1-2	0	7	7	0	16	6	0	0	0	37
25	JOHNSON, Kevin	g	3-9	3-7	0-0	0	0	0	1	9	1	0	0	0	30
00	MOORE, Quadri		0-0	0-0	0-0	0	0	0	0	0	0	0	0	0	4
03	JENIFER, Justin		0-1	0-1	0-0	0	1	1	1	0	0	0	0	0	4
13	SCOTT, Tre		2-4	0-0	0-0	0	2	2	0	4	0	0	1	0	15
33	BROOKS, Nysier		0-0	0-0	0-0	0	0	0	1	0	0	0	0	0	2
34	CUMBERLAND, Jarron		1-3	1-3	3-4	0	2	2	1	6	1	1	0	0	11
Team						0	0	0							
Totals			25-54	12-26	4-7	4	23	27	10	66	19	4	6	1	200

FG % 1st Half: 13-28 46.4% 2nd half: 12-26 46.2% Game: 25-54 46.3%  
 3FG % 1st Half: 7-14 50.0% 2nd half: 5-12 41.7% Game: 12-26 46.2%  
 FT % 1st Half: 1-2 50.0% 2nd half: 3-5 60.0% Game: 4-7 57.1%

Deadball  
Rebounds  
1

Officials: Doug Sirmons, Joe Lindsay, Antinio Petty

Technical fouls: SMU-None. Cincinnati-None.

Attendance: 11344

Score by periods	1st	2nd	Total
SMU	27	37	64
Cincinnati	34	32	66

	In Paint	Off T/O	2nd Chance	Fast Break	Bench
Points SMU	24	8	12	8	0
CIN	20	9	7	6	10

Last FG - SMU 2nd-00:44, CIN 2nd-04:32.

Largest lead - SMU by 1 1st-15:55, CIN by 15 1st-08:04.

Score tied - 0 times.

Lead changed - 4 times.



Official Basketball Box Score -- Game Totals -- Final Statistics

**Cincinnati vs SMU**

02/12/17 3:01 p.m. at Dallas, Texas (Moody Coliseum)



**Cincinnati 51 • 22-3, 11-1 AAC**

##	Player		Total	3-Ptr	Rebounds			PF	TP	A	TO	Blk	Stl	Min
			FG-FGA	FG-FGA	FT-FTA	Off	Def							
11	CLARK, Gary	f	2-7	1-2	1-2	2	10	12	0	6	3	2	1	36
24	WASHINGTON, Kyle	f	4-11	1-4	2-3	3	3	6	4	11	0	2	2	38
01	EVANS, Jacob	g	5-12	5-11	0-0	1	1	2	2	15	5	0	0	38
10	CAUPAIN, Troy	g	0-7	0-5	2-2	0	1	1	0	2	3	0	1	33
25	JOHNSON, Kevin	g	5-10	3-8	0-0	0	2	2	3	13	2	2	0	33
00	MOORE, Quadri		0-0	0-0	0-0	0	0	0	2	0	0	1	0	1
03	JENIFER, Justin		0-0	0-0	1-2	0	0	0	1	1	2	0	0	9
13	SCOTT, Tre		0-0	0-0	0-0	0	0	0	0	0	0	0	0	4
33	BROOKS, Nysier		0-0	0-0	0-0	0	0	0	0	0	0	0	1	1
34	CUMBERLAND, Jarron		1-2	1-2	0-0	1	0	1	2	3	0	0	1	7
Team						4	3	7			5			
Totals			17-49	11-32	6-9	11	20	31	14	51	15	12	6	200

FG % 1st Half: 10-22 45.5% 2nd half: 7-27 25.9% Game: 17-49 34.7%  
 3FG % 1st Half: 7-15 46.7% 2nd half: 4-17 23.5% Game: 11-32 34.4%  
 FT % 1st Half: 1-2 50.0% 2nd half: 5-7 71.4% Game: 6-9 66.7%

Deadball  
Rebounds  
2

**SMU 60 • 22-4, 12-1 AAC**

##	Player		Total	3-Ptr	Rebounds			PF	TP	A	TO	Blk	Stl	Min
			FG-FGA	FG-FGA	FT-FTA	Off	Def							
00	MOORE, Ben	f	1-4	0-0	0-1	4	1	5	5	2	2	1	2	35
33	OJELEYE, Semi	f	5-11	3-5	5-7	2	2	4	0	18	3	0	1	39
01	MILTON, Shake	g	3-6	3-6	2-3	0	1	1	0	11	4	5	0	38
03	BROWN, Sterling	g	5-13	1-5	2-2	1	9	10	4	13	2	3	1	33
10	FOSTER, Jarrey	g	1-6	1-3	2-2	0	7	7	0	5	1	1	0	28
21	EMELOGU, Ben		4-5	2-2	1-2	1	1	2	2	11	2	0	0	27
Team						2	1	3			1			
Totals			19-45	10-21	12-17	10	22	32	11	60	14	11	4	200

FG % 1st Half: 9-29 31.0% 2nd half: 10-16 62.5% Game: 19-45 42.2%  
 3FG % 1st Half: 5-12 41.7% 2nd half: 5-9 55.6% Game: 10-21 47.6%  
 FT % 1st Half: 5-6 83.3% 2nd half: 7-11 63.6% Game: 12-17 70.6%

Deadball  
Rebounds  
1

Officials: Karl Hess, Mike Nance, Lee Cassell  
 Technical fouls: Cincinnati-None. SMU-None.  
 Attendance: 7518

Score by periods	1st	2nd	Total
Cincinnati	28	23	51
SMU	28	32	60

Points	In Paint	Off T/O	2nd Chance	Fast Break	Bench
CIN	10	14	6	4	4
SMU	14	21	6	3	11

Last FG - CIN 2nd-04:12, SMU 2nd-01:39.  
 Largest lead - CIN by 9 2nd-16:09, SMU by 10 2nd-07:33.

Score tied - 6 times.  
 Lead changed - 8 times.