

MEMPHIS 2019 GAME NOTES FOOTBALL

150

GAME 12 | FRIDAY, NOVEMBER 29, 2019 | 2:30 PM CT | LIBERTY BOWL MEMORIAL STADIUM | MEMPHIS, TENN. | ABC

17/18 MEMPHIS TIGERS

10-1 OVERALL | 6-1 AMERICAN

HEAD COACH: MIKE NORVELL
RECORD AT MEMPHIS: 36-15 (FOURTH YEAR)
CAREER RECORD: SAME
LAST RESULT: 18/18 MEMPHIS 49, USF 10
STREAK: WON 5
CFP RANKING: 18



VS



18/17 CINCINNATI BEARCATS

10-1 OVERALL | 7-0 AMERICAN

HEAD COACH: LUKE FICKELL
RECORD AT CINCINNATI: 25-11 (THIRD YEAR)
CAREER RECORD: 31-18 (FOURTH YEAR)
LAST RESULT: 17/17 CINCINNATI 15, TEMPLE 13
STREAK: WON 9
CFP RANKING: 19

SERIES HISTORY

Overall..... Memphis leads 21-13
In Memphis..... Memphis leads 13-5
Last Meeting in Memphis..... Memphis won 53-46
 September 24, 2015

TELEVISION | ABC

Play-by-play..... Jason Benetti
Analyst..... Rod Gilmore
Sideline..... Quint Kessenich

RADIO | MEMPHIS TIGERS NETWORK

Play-by-play..... Dave Woloshin
Analyst..... Jarvis Greer
Sideline..... Greg Gaston
Pregame/Postgame Host..... Jeff Brightwell
Pregame/Postgame Analyst..... Matt Dillon

Flagsips WEGR-FM 102.7, Memphis
 WREC-AM 600/WREC-FM 92.1, Memphis
Affiliates KAKJ-FM 105.3, Marianna, Ark.
 KCLT-FM 104.9, West Helena, Ark.
 WKBQ-FM 93.5, Covington, Tenn.
 WJAK-AM 1460, Jackson, Tenn.
 WJAK-FM 96.1, Jackson, Tenn.
 WNQM-AM 1300, Nashville, Tenn.
 WNEV-FM 98.7, Friars Point, Miss.

Online GoTigersGo.com/Listen
 SiriusXM channels 99/210/968

TWITTER | #GOTIGERS60

Official Account..... @TigersAthletics
Updated News & In-Game Posts..... @MemphisFB

OTHER SOCIAL MEDIA CONTENT

Facebook..... /MemphisTigers
Instagram..... @MemphisAthletics

SETTING THE SCENE

- ▶ Memphis returns to Liberty Bowl Memorial Stadium for the final regular season home game of the 2019 season.
- ▶ Friday marks the 20th non-Saturday contest for Memphis since the start of the 2014 season. After defeating Navy on a Thursday night earlier this season, Memphis is 18-1 in weekday games since 2014, including a perfect 9-0 mark at home.
- ▶ The Tigers take on Cincinnati for the 35th time in program history. Memphis holds a 21-13 all-time advantage against the Bearcats. At Liberty Bowl Memorial Stadium, Memphis is 13-5 all-time against Cincinnati.
- ▶ Memphis checks into both the AP Poll at No. 17 and the Amway Coaches Poll at No. 18. This marks the sixth week this season Memphis is ranked in both polls and 18th week in program history (including end of the year rankings).
- ▶ The Tigers have started 10-1 or better for the fourth time in program history (2019, 2017, 2014 and 1938). Two of the four seasons have been during the **Mike Norvell** era. This is the only senior class in program history to record two seasons of 10 wins.
- ▶ Redshirt freshman RB **Kenneth Gainwell** continued to add to his list of 2019 achievements in the win at USF, tacking on his seventh 100-yard rushing game of the season. RB **Patrick Taylor Jr.** finished with three rushing TDs for the Tigers at USF in his second game back from injury. He was named to the AAC Weekly Honor Roll for his efforts at USF.
- ▶ Head coach **Mike Norvell** won his 36th career game in the win over USF. His .705 winning percentage is the highest in program history and his 36 wins are the fifth-most by a Memphis head coach.
- ▶ QB **Brady White** has thrown a career-high 30 TDs this season after throwing for two more TDs at USF. He is a Top 5 Finalist for the Johnny Unitas Golden Arm Award.
- ▶ PK **Riley Patterson** became the fourth kicker in league history to eclipse 300 career points after scoring nine in the win at Houston. Patterson was also named a semifinalist for the Lou Groza Award. He is the first Memphis kicker to be named a semifinalist since Jake Elliott in 2016.
- ▶ No. 18/17 Cincinnati comes to Memphis riding a nine-game winning streak. The Bearcats clinched the American Athletic Conference East Division with a 15-13 win over Temple last Saturday night. Overall, the Bearcats are 10-1 with a perfect 7-0 AAC record.

TIGERS TO WATCH



QB BRADY WHITE
 3,074 PASSING YARDS | 30 TD



RB KENNETH GAINWELL
 117.6 RUSH YDS/G | 15 TD



WR DAMONTE COXIE
 834 REC. YARDS | 8 TD



PK RILEY PATTERSON
 56-57 PAT | 12-14 FG

2019 SCHEDULE & RESULTS



OLE MISS
 SAT., AUG. 31
 W, 15-10
 ABC



SOUTHERN
 SAT., SEPT. 7
 W, 55-24
 ESPN3/WMC-TV



@ South Alabama
 SAT., SEPT. 14
 W, 42-6
 ESPN



NAVY*
 THUR., SEPT. 26
 W, 35-23
 ESPN



@ ULM
 SAT., OCT. 5
 W, 52-33
 ESPN



@ Temple*
 SAT., OCT. 12
 L, 28-30
 ESPN2



TULANE*
 SAT., OCT. 19
 W, 47-17
 ESPN2



@ Tulsa*
 SAT., OCT. 26
 W, 42-41
 CBSN



SMU*
 SAT., NOV. 2
 W, 54-48
 ABC



@ Houston*
 SAT., NOV. 16
 W, 45-27
 ESPN2



@ USF*
 SAT., NOV. 23
 W, 49-10
 ESPN



CINCINNATI*
 FRI., NOV. 29
 2:30 PM CT
 ABC



AAC CHAMPIONSHIP
 SAT., DEC. 7
 2:30 PM CT
 ESPN

BRADY WHITE

QUARTERBACK | R-JUNIOR | NEWHALL, CALIF.

- JOHNNY UNITAS GOLDEN ARM AWARD TOP 5 FINALIST
- MANNING WATCH LIST
- CFPA MIDSEASON WATCH LIST
- 3X DAVEY O'BRIEN GREAT 8 AND MANNING AWARD
STARS OF THE WEEK RECIPIENT
- TOP 10 NATIONALLY IN TD,
YARDS/ATTEMPT, QB RATING
- SEVEN 300-YARD PASSING
GAMES IN HIS CAREER
- FOURTH QUARTERBACK IN
PROGRAM HISTORY WITH OVER
6,000 CAREER PASSING YARDS



KENNETH GAINWELL

RUNNING BACK | R-FRESHMAN | YAZOO CITY, MISS.

- DOAK WALKER SEMIFINALIST FOR NATION'S TOP RUNNING BACK


- RANKS NINTH NATIONALLY WITH 1,294 RUSHING YARDS (FIFTH MOST IN A SINGLE SEASON AT MEMPHIS)

- PROGRAM RECORD SEVEN 100-YARD RUSHING GAMES AS A FRESHMAN

- FIRST NATIONALLY WITH FIVE RUSHES OF 60-PLUS YARDS

- THIRD NATIONALLY WITH 21 RUSHES OF 20-PLUS YARDS (MOST BY A RUNNING BACK)

- FOURTH NATIONALLY WITH 1,766 ALL-PURPOSE YARDS



THIS WEEK'S SCHEDULE

25 MONDAY	26 TUESDAY	27 WEDNESDAY	28 THURSDAY	29 FRIDAY	30 SATURDAY
Practice 8:28 a.m. (first 15 minutes open for video and photos) Billy J. Murphy Complex <i>Coach Norvell and players made available to media after practice</i> AAC Football Teleconference 11:30 a.m. - 800-458-4121 Confirmation code: 3916293 Coach Norvell Radio Show 7 p.m. Brookhaven Pub & Grill 600 WREC AM	Practice 8:58 a.m. (first 15 minutes open for video and photos) Billy J. Murphy Complex <i>Coach Norvell and players made available to media after practice</i>	Practice - Closed to Media 8:58 a.m. Billy J. Murphy Complex <i>No coach or player availability</i>	Walkthrough - Closed to Media Liberty Bowl Memorial Stadium <i>No coach or player availability</i>	Game Day vs Cincinnati Kickoff - 2:30 p.m. (CT) ABC Liberty Bowl Memorial Stadium Memphis, Tenn. <i>Coach Norvell Press Conference immediately following game in designated interview location.</i> <i>Players made available to media after Coach Norvell in designated interview location.</i>	Players' off day - No Practice <i>No coach or player availability</i>

QUICK FACTS

NicknameTigers
MascotBengal Tiger
Enrollment22,044 (Fall, 2019)
ColorsBlue & Gray
ConferenceAmerican Athletic Conference
StadiumLiberty Bowl Memorial Stadium
Capacity58,325
Playing SurfaceAstroTurf®
AffiliationNCAA FBS
PresidentDr. M. David Rudd
Athletics DirectorLaird Veatch
Faculty Athletics Rep.Lynda Wray Black

Head CoachMike Norvell
Record at UofM36-15/Fourth Year
Overall RecordSame
Offensive SchemeMultiple
Defensive SchemeMultiple

2018 Record8-6
AAC Record/Finish5-3/1st West
All-Time Record499-529-33
First Year of Competition1912
Bowl Appearances12
Last Appearance2018, Birmingham
Bowl Record5-7-0
First Team All-Americans20
Offensive Starters R/L6/5
Defensive Starters R/L8/3
Special Team Starters R/L4/1
Total Lettermen Returning51
Total Lettermen Lost23

Facebook/MemphisTigers
Twitter@TigersAthletics
Instagram@MemphisFB
Instagram@MemphisAthletics
Instagram@MemphisFootball



The 2019 season marks the 150th anniversary of college football. On Nov. 6, 1869, the first-ever college game was played in New Brunswick, New Jersey between Rutgers and the College of New Jersey (now Princeton). Rutgers won the game by a score of 6-4 in front of 100 fans.

Memphis will be wearing the 150 patch on all of its uniform combinations this season.

MEDIA INFORMATION

BILLY J. MURPHY COMPLEX

- ▶ Memphis will practice at its home site, the Billy J. Murphy Complex, located on the University of Memphis Park Avenue Campus.
Murphy Complex
1115 E. Getwell Loop
Memphis, TN 38152
- ▶ From Getwell Road, turn on N Park Loop and follow the Loop past the men's basketball, softball, track and field and baseball facilities.
- ▶ Due to ongoing construction on the Murphy Complex, all media members are requested to access the practice fields via the track and field complex.

PRACTICE INTERVIEWS

- ▶ Practice sessions are open to media for approximately the first 15 minutes. When coaches and players are available for interviews in conjunction with practice, those sessions will be conducted after practice.

POSTGAME INTERVIEWS

- ▶ The Memphis locker room is **closed**. Head coach Mike Norvell and requested players will be made available to the media at the designated interview location inside Liberty Bowl Memorial Stadium.

VIDEO GUIDELINES

- ▶ For non-game footage, accredited organizations may distribute online non-game audio and video content, including interviews, press conferences and team practice provided that such distribution is three (3) minutes maximum per content opportunity per day, appears in an editorial context only and is **not posted live** (including through social media apps such as Periscope, Twitter, Facebook, etc.).
- ▶ The three-minute limit does not include video/audio material that is comprised entirely of a credentialed media employee providing commentary or analysis, including pre- or post-practice stand-up material shot on the field or other facility location.

COLLEGE PRESS BOX.COM

- ▶ CollegePressBox.com is the official media website for Division I football. Access and download weekly game notes, quotes, statistics, media guides, headshots, logos and more for each conference and its member schools. Register for access at collegepressbox.com/register.

COMMUNICATIONS STAFF

Primary Football ContactTammy DeGroff
Office Number901-678-5787
Mobile Number901-734-1504
Email Addresstdegroff@memphis.edu
Twitter@tdegroff

Secondary Football ContactJen Hannah
Mobile Number217-369-4402
Email Addressj.lawson@memphis.edu
Twitter@Jen_Lawson25

Secondary Football ContactJohn Galatas
Mobile Number228-229-0882
Email Addressjgalatas@memphis.edu
Twitter@JohnGalatas

Football Game ProgramsLamar Chance
Mobile Number901-734-9949
Email Addresslchance1@memphis.edu

Director of Digital MediaBrad Pope
Email Addresssbpope@memphis.edu

Memphis Athletic Communications
 570 Normal Street, Room 203
 Memphis, TN 38152
 Fax: 901-678-4134

Liberty Bowl Memorial Stadium
 335 Hollywood Street
 Memphis, TN 38104
 Phone: 901-729-4344



Forrest Goodman
 1971-2019

The 2019 University of Memphis Football Game Notes are dedicated to the memory of Forrest Goodman. Goodman served as the voice of the Tigers' pre- and post-game shows and co-hosted hundreds of coaches' radio shows dating back to 1999. He passed away in June of 2019. Our continued thoughts and prayers are with his family and friends and with Tiger Nation, who will miss his presence both before and after games on the Memphis Tiger Radio Network.

This season, all members of the Memphis Radio Network crew will wear a memorial lapel pin in honor of Forrest.

MEMPHIS VS CINCINNATI STATISTICAL COMPARISON

NCAA TEAM RANKINGS				17/18 MEMPHIS TIGERS (10-1, 6-1 AAC)			18/17 CINCINNATI BEARCATS (10-1, 7-0 AAC)			
Statistic	Memphis		Cincinnati		Team Statistics	Memphis	Opponent	Team Statistics	Cincinnati	Opponent
	Rk	Avg.	Rk	Avg.	Points/Game	42.2	24.5	Points/Game	29.9	19.9
Rushing Offense	35	196.2	34	197.3	First Downs/Game	23.1	19.6	First Downs/Game	19.6	20.5
Passing Offense	20	292.0	110	179.5	Rushing Yards/Game	196.2	166.5	Rushing Yards/Game	197.3	133.7
Completion Percentage	16	0.668	100	0.560	Passing Comp-Att-Int	215-322-7 172-324-7		Passing Comp-Att-Int	155-277-8	192-367-14
Pass Efficiency	8	176.96	82	130.29	Passing Yards/Game	292.0	195.2	Passing Yards/Game	179.5	231.5
Scoring Offense	8	42.2	64	29.9	Total Offense/Game	488.2	361.7	Total Offense/Game	376.7	365.2
Total Offense	10	488.2	92	376.7	Fumbles-Lost	17-9	12-6	Fumbles-Lost	12-7	20-9
Rushing Defense	79	166.5	35	133.7	Penalties-Yards	85-707	71-667	Penalties-Yards	103-852	79-640
Pass Yards Allowed	27	195.2	69	231.5	Time of Possession/Game	30:43	29:17	Time of Possession/Game	31:01	28:59
Scoring Defense	48	24.5	23	19.9	Third Down Conversions	70-147	61-163	Third Down Conversions	66-159	69-171
Total Defense	42	361.7	45	365.2	Third-Down Percentage	47.6%	37.4%	Third-Down Percentage	41.5%	40.4%
Team Sacks	49	2.36	49	2.36	Fourth Down Conversions	14-22	13-24	Fourth Down Conversions	7-10	5-16
Turnover Margin	85	-0.27	15	0.73	Fourth-Down Percentage	63.6%	54.2%	Fourth-Down Percentage	70.0%	31.3%
Net Punting	27	40.71	22	41.14	Red Zone Scores	39-48	33-36	Red Zone Scores	40-50	31-43
Punt Returns	59	8.27	56	8.42	Red Zone Percentage	81.3%	91.7%	Red Zone Percentage	80.0%	72.1%
Kickoff Returns	11	25.54	38	22.55						

GAME-BY-GAME CAPTAINS

Memphis head coach Mike Norvell names his team captains on a game-by-game basis.

► **Game 1 vs Ole Miss:** LB **Austin Hall**, RB **Patrick Taylor Jr.**, DL **Jonathan Wilson** and OL **Dustin Woodard**

► **Game 2 vs Southern:** LB **Austin Hall**, DE **Bryce Huff**, WR/PR **Pop Williams** and OL **Dustin Woodard**

► **Game 3 at South Alabama:** LB **Austin Hall**, DE **Bryce Huff**, TE **Joey Magnifico** and OL **Dustin Woodard**

► **Game 4 vs Navy:** LB **Austin Hall**, DL **Jonathan Wilson**, TE **Joey Magnifico** and OL **Dustin Woodard**

► **Game 5 at UL Monroe:** LB **Austin Hall**, DL **Jonathan Wilson**, WR **Antonio Gibson** and OL **Dustin Woodard**

► **Game 6 at Temple:** LB **Austin Hall**, DL **Jonathan Wilson**, WR **Antonio Gibson** and OL **Dustin Woodard**

► **Game 7 vs Tulane:** LB **Austin Hall**, DL **Jonathan Wilson**, TE **Joey Magnifico** and OL **Dustin Woodard**

► **Game 8 at Tulsa:** LB **Austin Hall**, DL **Jonathan Wilson**, WR **Antonio Gibson** and OL **Dustin Woodard**

► **Game 9 vs SMU:** LB **Austin Hall**, DL **Jonathan Wilson**, WR **Antonio Gibson** and OL **Dustin Woodard**

► **Game 10 at Houston:** RB **Patrick Taylor Jr.**, DL **Jonathan Wilson**, OL **Dustin Woodard** and DL **Bryce Huff**

► **Game 11 at USF:** RB **Patrick Taylor Jr.**, DL **Jonathan Wilson**, OL **Dustin Woodard** and WR **Antonio Gibson**.

► **Game 12 vs Cincinnati:**

Season/Career Captains

Hall (9/13), Woodard (11/11), Wilson (9/9), Gibson (5/5), Magnifico (3/3), Taylor Jr. (3/3), Huff (2/2), Williams (1/1)

KICKING THINGS OFF

THE MEMPHIS vs CINCINNATI SERIES

- Friday marks the 35th all-time meeting between the Tigers and the Bearcats. Memphis owns a 21-13 advantage over Cincinnati.
- Only five other programs have played against Memphis more than Cincinnati. Ole Miss and Southern Miss have the most meetings against the Tigers at 63, Arkansas State has met Memphis 58 times, Louisville 43 times and Tulane 36 times.
- The Tigers are winners of the last three games against Cincinnati and four out of the last six meetings.
- Memphis won the last meeting at Liberty Bowl Memorial Stadium by a score of 53-46 in 2015. The Tigers and the Bearcats have not competed against each other since 2016.
- The series with Cincinnati started in 1966 with a 26-14 Memphis victory. The two teams were members of Conference USA from 1996 until 2004 when Cincinnati left for the Big East. The Tigers and the Bearcats had an eight year hiatus from 2005-2012 until the two joined together in the American Athletic Conference in 2013.
- OL **Dustin Woodard** and TE **Joey Magnifico** are the only two current offensive players to have started the Cincinnati game in 2016. LB **Austin Hall** and DL **Jonathan Wilson** are the only two current defensive players to start in that game.
- Magnifico recorded his second career TD during the 2016 Cincinnati game on the road.

MORE ON THE BEARCATS

- Cincinnati is under the direction of third-year head coach Luke Fickell. Fickell was the 2018 AAC Coach of the Year.
- The Bearcats clinched the AAC East Division and a spot in the league championship game after Saturday's 15-13 win over Temple.
- Cincinnati was picked to finish second in the AAC preseason media poll after having 11 wins a year ago.
- The Bearcats tallied 62 passing yards against Temple, marking the second-straight game with fewer than 100 yards passing. Cincinnati has won five straight games when it passed for 100 yards or fewer.
- The only loss this season for Cincinnati was to No. 5 Ohio State in week two.

NATIONALLY RANKED

- Coming in at No. 17 in the AP Poll and No. 18 in the Amway Coaches Poll this week, Memphis has been ranked in both polls six weeks this season. This is the 18th week in program history Memphis has been ranked in both polls (including end of the year polls).
- Memphis first entered the national rankings this season on Sept. 29, coming in at No. 23 in the Coaches Poll.
- It was after week seven that the Tigers hopped into both polls for the first time since the end-of-the-year rankings in 2017. A loss at Temple on Oct. 12 knocked the Tigers out of both polls, but a win against Tulane on Oct. 19 put the Tigers right back into Amway Coaches Poll at No. 25.
- The Tigers finished ranked No. 25 in the AP Poll and No. 24 in the Coaches Poll in the final 2017 poll.
- In 2017, Memphis spent nine weeks including the end of the season ranked in one or both of the polls.
- Since joining the American Athletic Conference in 2013, Memphis has been receiving votes or ranked in either poll 55 total weeks (excluding preseason and end of the year polls).

ON THE UP AND UP

- Memphis has posted 55 victories since 2014, giving the Tigers the ninth-most wins in the FBS in that span. The 55 wins are the most among American Athletic Conference schools during that stretch.
- With Saturday's win over USF, Memphis has won 45 games from 2015 to the present day, which ties the previous school record for most wins in a five-year stretch set from 2014-18.
- With Memphis' 10-1 overall record, the Tigers have guaranteed at least a .500 record for the 2010s decade. Memphis last had a winning decade during the 1970s.
- The Tigers' 10-1 record marks the fourth time in program history the Tigers have won 10 games in a season.

TRACKING THE TIGERS IN 2019

Opponent	Game Time (CT)	Game Length	Game Attend.	Halftime Score	Final Score	Coin Toss	Kickoff/Receive	Memphis 1st Poss.	Opponent 1st Poss.	Game Pants	Game Jerseys	Game Helmet
vs Ole Miss	11:06 a.m.	3:06	44,107	10-0	15-10	Won	Kickoff	Punt	Punt	Gray	Gray	Blue w/ Gray Stripes
vs Southern	11:05 a.m.	3:05	34,487	27-17	55-24	Won	Kickoff	FG	TD	White	Blue	Blue w/ White Tiger
at South Alabama	2:30 p.m.	3:05	12,373	23-0	42-6	Won	Kickoff	Punt	Punt	White	White	Blue w/ White Tiger
vs Navy	7:03 p.m.	3:11	33,909	14-20	35-23	Won	Kickoff	TD	TD	Blue	Black	Black w/ Blue Stripes
at UL Monroe	2:52 p.m.	3:39	17,143	29-17	52-33	Lost	Kickoff	TD	Punt	White	White	White w/ Gray Stripes
at Temple	11:02 a.m.	3:27	34,253	14-23	28-30	Lost	Receive	Punt	TD	White	White	Black w/ White Stripes
vs Tulane	6:05 p.m.	3:11	30,221	34-10	47-17	Won	Kickoff	TD	FG	Blue	Blue	Blue w/ 901/White Tiger
at Tulsa	6:07 p.m.	3:44	17,183	28-17	42-41	Lost	Receive	TD	Punt	White	White	Gray w/ White Tiger
vs SMU	6:44 p.m.	3:50	59,506	23-17	54-48	Won	Kickoff	Downs	Punt	Gray	Blue	Gray w/ Blue Tiger
at Houston	2:40 p.m.	3:11	25,149	28-20	45-27	Lost	Kickoff	TD	TD	Gray	Gray	Gray w/ Blue Stripes
at USF	3:07 p.m.	3:20	25,136	28-10	49-10	Lost	Receive	Punt	TD	Black	White	White w/ Black Tiger
vs Cincinnati	2:30 p.m.											

RIISING TO NATIONAL PROMINENCE

- ▶ The Aug. 31 victory against Ole Miss marked the fifth-consecutive season that Memphis has hosted an opponent with a morning kickoff start time on ABC.
- ▶ The streak began with the Tigers’ comeback victory against Ole Miss in 2015. That game marked the first time a Memphis game had been broadcast by an over-the-air network since the 21-17 win over No. 6 Tennessee on Nov. 9, 1996 (CBS).
- ▶ Since 2015, Memphis is 5-0 in regular-season morning games on ABC.
- ▶ This is the first time in program history Memphis has been televised on ABC three times at home in the same season.
- ▶ Overall since 2015, Memphis has been televised on the national ABC broadcast 10 times. In addition to the five morning ABC broadcasts, the Tigers have been on ABC in back-to-back American Athletic Conference Championship games as well as the 2018 regular-season matchup against UCF, the 2017 Liberty Bowl against Iowa State and the Nov. 2 victory over No. 15 SMU.
- ▶ Prior to the 2015 Ole Miss game, Memphis had not played a game on ABC since a 24-3 loss to No. 5 Florida State in the Liberty Bowl on Oct. 25, 1980. The Tigers’ 1967 game against Florida State was also broadcast by ABC.

MORNING ABC HOME GAMES (SINCE 2015)		
Date	Opponent	Result
10/17/15	No. 12 Ole Miss	W, 37-24
11/25/16	No. 18/21 Houston	W, 48-44
10/17/17	No. 25 UCLA	W, 48-45
11/23/18	Houston	W, 52-31
8/31/19	Ole Miss	W, 15-10

WHAT'S AT STAKE?

- ▶ Memphis enters Friday's game in a tie for first place in the American Athletic Conference West Division with Navy. The Tigers, however, own the tiebreaker over the Midshipmen after defeating Navy by a score of 35-23 on Sept. 26.
- ▶ A victory on Friday would clinch the AAC West Division for the Tigers for the third consecutive season. The Tigers would then take on Cincinnati, who already clinched the AAC East Division, in the AAC Championship Game at Liberty Bowl Memorial Stadium on Dec. 7.
- ▶ A setback to Cincinnati would put the Tigers at the mercy of the Navy at Houston game on Saturday, Nov. 30. A Navy win would clinch the AAC West Division title for the Midshipmen. A Navy loss would grant the Tigers a share of the conference title and send Memphis to Cincinnati for the AAC Championship Game.

MEMPHIS IN AMERICAN ATHLETIC CONFERENCE PLAY

- ▶ For the third consecutive season, Memphis has been selected to win the West Division of the American Athletic Conference. The Tigers were selected as favorites for the fourth time in five seasons.
- ▶ The Tigers lived up to the preseason expectations in 2017 and 2018 with back-to-back West Division titles.
- ▶ Last season, Memphis took a 1-3 start in conference play and finished with wins in the final four regular-season games to clinch the championship.
- ▶ Memphis is 58-31 overall in six seasons as a member of the American Athletic Conference. Since joining the league in 2013, the Tigers own a 36-19 conference record.

WEEKDAY WARRIORS

- ▶ In recent years, Memphis has been successful in non-Saturday games.
- ▶ Since the start of 2014, Memphis is 18-1 in non-Saturday games, including a perfect 9-0 mark at home.
- ▶ The Tigers defeated Navy earlier this season on a Thursday night by a score of 35-23 to keep that home record in check.

A NOR-VEMBER TO REMEMBER

- ▶ In the month of November, **Mike Norvell** has a 13-1 overall record.
- ▶ His only loss was to USF on Nov. 12, 2016 on a controversial call late in the game. Memphis fell by a score of 49-42 at Liberty Bowl Memorial Stadium.
- ▶ He has won the last 12 in-a-row in "Nor-ember."

AMERICAN ATHLETIC CONFERENCE STANDINGS

East	American		Overall		Streak
Cincinnati*	7-0	1.000	10-1	.909	W9
UCF	5-2	.714	8-3	.727	W1
Temple	4-3	.571	7-4	.636	L1
USF	2-5	.286	4-7	.364	L3
ECU	1-6	.143	4-7	.364	W1
UConn	0-7	.000	2-9	.182	L3

*clinched East Division title

West	American		Overall		Streak
Memphis	6-1	.857	10-1	.909	W5
Navy	6-1	.857	8-2	.800	W1
SMU	5-2	.714	9-2	.818	L1
Tulane	3-4	.429	6-5	.545	L2
Houston	2-5	.286	4-7	.364	W1
Tulsa	1-6	.143	3-8	.273	L1

UPCOMING AMERICAN SCHEDULE

FRIDAY, NOVEMBER 29

Cincinnati at Memphis*	2:30 p.m.	ABC
USF at UCF*	7 p.m.	ESPN

SATURDAY, NOVEMBER 30

Tulsa at ECU*	11 a.m.	ESPNU
UConn at Temple*	2:30 p.m.	CBSSN
Tulane at SMU*	3 p.m.	ESPNU
Navy at Houston*	6 p.m.	ESPN2

SATURDAY, DECEMBER 14

Navy vs Army	2 p.m.	CBS
All Times Central		



TIGER TRENDS

	Norvell Era #s	2019
Home	23-3	5-0
Road	13-9	5-1
Neutral	0-3	0-0
Grass	3-6	1-1
Artificial Turf	33-9	9-0
Won Coin Toss	21-8	6-0
Lost Coin Toss	15-7	4-1
Memphis' Record When...		
Leading after the 1st quarter	22-4	6-0
Trailing after the 1st quarter	10-9	3-1
Tied after the 1st quarter	5-2	1-0
Leading at halftime	29-4	9-0
Trailing at halftime	5-11	1-1
Tied at halftime	2-0	0-0
Leading after the 3rd quarter	34-3	10-0
Trailing after the 3rd quarter	1-12	0-1
Tied after 3rd quarter	1-0	0-0
Leading with less than 2:00 to play	34-1	10-0
Trailing with less than 2:00 to play	2-13	0-1
Tied with less than 2:00 to play	0-1	0-0
Scores first	20-5	4-1
Opponent scores first	16-10	6-0
Scores 20+ points	35-14	9-1
Opponent scores 20+ points	21-15	6-1
Holds opponents to 20 points or less	14-0	4-0
Game is decided by 3 points or less	3-5	1-1
Game is decided by 10 points or less	9-6	2-1
Memphis' Record With...		
Less than 150 yards rushing	7-7	2-1
150+ yards rushing	29-8	8-0
200+ yards passing	22-11	4-0
300+ yards passing	15-8	4-1
300+ total offense	25-12	2-0
400+ total offense	22-9	2-1
500+ total offense	20-4	6-0
70+ total plays	21-11	3-1
80+ total plays	6-7	2-0
Memphis' Record When Allowing...		
Less than 150 yards rushing	23-1	4-0
150+ yards rushing	13-13	6-1
200+ yards passing	17-11	0-1
300+ yards passing	12-8	2-0
300+ total offense	21-12	3-0
400+ total offense	10-12	0-1
500+ total offense	8-10	3-0
70+ total plays	22-12	3-1
80+ total plays	13-7	2-1
Memphis' Record When...		
Committing fewer turnovers	21-3	3-0
Committing more turnovers	6-8	4-1
Turnovers are the same	9-4	3-0
Having fewer penalty yards	15-9	5-1
Having more penalty yards	21-6	5-0
Leading time of possession	17-5	7-0
Trailing time of possession	19-10	3-1
Memphis' High & Low Water Marks...		
Largest halftime lead	+56 (9/1/18)	+24
Largest halftime deficit	-28 (10/20/18)	-9
Highest number of plays	100	89
Lowest number of plays	43 (9/26/19)	43
Opponent highest # of plays	101 (10/26/19)	101
Opponent lowest # of plays	51 (9/1/18)	50
Warmest Game Temperature	91° (10/5/19)	91°
Coldest Game Temperature	37° (11/10/18)	49°
Memphis' Record For...		
Day games	16-9	6-1
Night games (5 p.m. kickoff or later)	20-5	4-0
Games with temperature 40s or below	3-2	1-0
Games with temperatures in 50s	4-2	0-0
Games with temperatures in 60s	10-3	3-1
Games with temperatures in 70s	6-4	2-0
Games with temperatures in 80s	9-3	2-0
Games with temperatures in 90s	4-0	2-0

TIGERS IN THE NATIONAL RANKINGS

RB Kenneth Gainwell			WR Antonio Gibson			QB Brady White		
Category	NCAA Rank	Value	Category	NCAA Rank	Value	Category	NCAA Rank	Value
All-Purpose/Game	4th	160.55	Yards/Reception	2nd	22.07	Yards/Pass Attempt	6th	10.11
Rushing Yards/Carry	6th	6.85	Kick Returns	7th	29.5	Yards/Completion	6th	15.07
Total Rushing Yards	9th	1,294				Passing TD	6th	30
Rushing Yds/Game	9th	117.6				Passing Efficiency	7th	180.0
Total TD	14th	15	LB Austin Hall			Total Yards	15th	3,074
Rushing TD	17th	12	Category	NCAA Rank	Value	Passing Yards/Game	16th	279.5
			Fumble Recovery	19th	2	Completion %	17th	0.671

NORVELL NUGGETS

- ▶ With Saturday's win at USF, head coach **Mike Norvell** won his 36th career game. It was his 51st game overall.
- ▶ His 36 victories are the fifth-most in program history.
- ▶ Norvell has a winning percentage of .706, which is the highest all-time at Memphis. Allyn McKeen (1937-38) is second on the highest winning percentage list at .684.
- ▶ Coming into this season, Norvell won 26 games in his first three seasons for the most wins in a three-year period in Memphis history.
- ▶ With 10 wins this season, the Tigers have now won 28 games in the last three years, breaking his previous record of 26 games.
- ▶ In less than four seasons at Memphis, Norvell's teams have combined to score 2,113 points. That total is more than seven individual decades of Tiger football.

THE GAINS ARE ABUNDANT - PART ONE

- ▶ Redshirt freshman RB **Kenneth Gainwell** continues to make his mark on the Memphis offense.
- ▶ With 203 receiving yards and 104 rushing yards against Tulane, Gainwell became the first player since 1997 to have a 200-100 performance in the same game (Troy Edwards, LA Tech vs Louisiana). No player in program history had even recorded a 100-100 performance in the same game prior to Gainwell's 200-100 game.
- ▶ Gainwell backed up his Tulane performance with 149 yards on the ground at Tulsa, marking the sixth-consecutive game with at least 100 yards rushing. His Tulane performance topped former Tiger and NFL first round draft pick DeAngelo Williams' mark of four set during his freshman year in 2002.
- ▶ No other AAC freshman or redshirt freshman since the inception of the league in 2013 has recorded seven, 100-yard rushing games. Only Shamari Brooks of Tulsa in 2017 and Marlon Mack of USF in 2014 recorded four during their freshman campaigns.
- ▶ Gainwell's 200-100 game came promptly after he recorded 106 rushing and 98 receiving yards at Temple on Oct. 12. At the time, he became the first player in the FBS to have at least 100 rushing yards and 90 receiving yards in the same game. Later in the day, Charlotte's Ben LeMay also recorded 100 yards on the ground and over 90 receiving yards.
- ▶ With 307 all-purpose yards against Tulane, Gainwell became the fourth player in program history to ever record 300-plus all-purpose yards in the same game. His 307 mark is now the fourth-highest after WR **Antonio Gibson** recorded a school record 386 all-purpose yards against SMU.
- ▶ No other player in program history had recorded over 300 all-purpose yards exclusively from the line of scrimmage. The other 300-yard performances were achieved by accumulating yards on either punt returns or kickoff returns.
- ▶ With 1,766 all-purpose yards to-date, all from the line of scrimmage, Gainwell ranks fifth all-time on the single-season all-purpose yards list. He is currently fourth in the NCAA in total all-purpose yards.

BURSTING ONTO THE SCENE

- ▶ With 386 all-purpose yards against SMU, WR **Antonio Gibson** broke the school record for most all-purpose yards in a single game. It was only the fifth time in program history a player recorded at least 300 all-purpose yards.
- ▶ Of his 386 all-purpose yards, 159 of them came on kickoff returns, including his first-career kickoff return for a TD.
- ▶ His 97-yard scamper into the endzone to open the second half was the second kickoff return TD this season for Memphis.
- ▶ Gibson was named the Walter Camp National Offensive Player of the Week for his efforts against SMU. He was also the league's Offensive Player of the Week.
- ▶ It was his second-career 100-yard receiving game as he pulled in a career-high 130 yards.
- ▶ Gibson was just three yards shy of recording 100 rushing yards.
- ▶ He was the first Memphis player to score three different ways since Arkelon Hall in 2008 vs Louisville.
- ▶ Nationally, Gibson is second in the FBS with 22.07 yards per catch.
- ▶ Gibson has averaged 21.1 yards per catch in his career, which is the second-highest average gain per reception in program history. Earnest Gray has the highest average at 21.9 yards per catch.

OFFENSE NOTES

OFFENSIVE START CHART (CAREER STARTS)

DEFENSIVE RANKINGS

- ▶ At USF, the Memphis defense held the Bulls to only five first downs, the lowest number of first downs USF has produced in program history.
- ▶ It was the fewest number of first downs allowed by a Memphis defense since the Tigers allowed eight in the win over Mercer (2018).
- ▶ The Tigers forced five straight three-and-outs to end the game for USF.

- ▶ DB **La'Andre Thomas** has been named a 2019 Mayo Clinic Comeback Player of the Year Award nominee.
- ▶ Ten times during the 2019 college football season, three inspiring student-athletes from all levels of college football, who have overcome injury, illness or other challenges, are recognized as Mayo Clinic POY Award nominees.
- ▶ Thomas had a strong freshman season and was sidelined with an injury in 2018. After sitting the 2018 season, Thomas has come back in 2019 with 52 tackles, 2.0 TFL, a sack, a forced fumble and an interception that he returned 33 yards for a TD.
- ▶ He recorded a career-high 10 tackles in the road win at Tulsa.
- ▶ Thomas is the 10th nominee for the Capital One Orange Bowl-FWAA Courage Award. This award is given to a player, coach or support staffer in college football who displays courage, on or off the field.

- ▶ With 34.5 career TFL, DE Bryce Huff has cracked into the top 10 at Memphis in that category.
- ▶ At Houston, Huff had a season-high 2.5 TFL in the first quarter.
- ▶ His fourth quarter sack against SMU marked his 15th-career sack at Memphis. He now has 15.5 career sacks, a total that is tied for 10th all-time in program history in career sacks.
- ▶ Huff has 118 total tackles in his four years at Memphis. He also has two forced fumbles, two fumble recoveries, including one this season, and three pass deflections.

- At Houston, redshirt junior LB **Thomas Pickens** recorded his first-career sack and finished with two in the contest.
- His first sack of the game forced third down for Houston and the Memphis defense proceeded to get a stop and force the Cougars to punt.
- He also recorded his first-career forced fumble at Houston, which DL **Joseph Dorceus** scooped up.
- Pickens was named to the American Athletic Conference Weekly Honor Roll for his efforts at Houston.

- ▶ Six times this season, Memphis has held its opponents to 25 points or fewer. Three times, the Tigers have held their opponents to 20 points or fewer.
- ▶ The 24.45 points allowed per game is improved from 31.93 points per game allowed in 2018.
- ▶ This is the fewest amount of points allowed in the four seasons under the direction of head coach Mike Norvell.

- ▶ Against Tulane, Memphis recorded a season-high three INT by three different players.
- ▶ LB **Austin Hall** pulled in the first INT with just over six minutes remaining in the first quarter. Later in the second quarter, DB **Thomas Pickens** hauled in his first INT of the season.
- ▶ DB **Quindell Johnson** put the icing on the cake with his second INT of the season in the third quarter.
- ▶ The last time Memphis recorded three INT in the same game was against UConn in 2018.

- ▶ Against SMU and Houston, the Memphis defense held its opponents to less than 100 yards rushing.
- ▶ The Tigers have held three opponents to less than 100 yards rushing this season in Ole Miss, SMU and Houston.
- ▶ Since 2016, when Memphis has allowed 150 yards or less on the ground the Tigers are 23-1 overall.



Rk	Player	TFL	Yards	Years
1	Tim Harris	49	251	1982-85
2	Genard Avery	45.5	216	2014-17
3	Tony Brown	42	138	1999-2002
4	Frank Trotter	36.5	84	2008-11
5	Martin Ifedi	36	159	2010-14
	Marlon Brown	36	192	1985-88
7	Tony Williams	35	119	1993-96
8	Bryce Huff	34.5	152	2016-Present
9	Marcus Bell	34	107	1997-2000
10	Tank Jakes	32.5	135	2012-14
11	Marvin Thomas	32	100	1983-86
	Eric Fairs	32	118	1982-85
	Austin Hall	30.5	93	2016-Present

Rk	Player	Total	Years
1	Martin Ifedi	22.5	2010-14
2	Tramont Lawless	22	1996-99
3	Genard Avery	21.5	2014-17
4	Marquis Bowling	20	1995-98
5	Marlon Brown	19	1985-88
6	Tim Harris	18	1982-85
7	Tony Brown	17	1999-2002
	Marvin Thomas	17	1983-86
	Andre Arnold	17	1998-2000
10	Bryce Huff	15.5	2016-Present

Rk	Team	Games	Total Pts	Pts/G
1	Cincinnati	11	219	19.9
2	Navy	10	225	22.5
3	Temple	11	265	24.1
4	UCF	11	267	24.3
5	Memphis	11	269	24.5
6	Tulane	11	292	26.5
7	USF	11	313	28.5
8	Tulsa	11	352	32.0
	Houston	11	352	32.0
10	ECU	11	355	32.3
11	SMU	11	362	32.9
12	UConn	11	437	39.7

DEFENSIVE START CHART (CAREER STARTS)

[illegible]

SPECIAL TEAMS RANKINGS

INDIVIDUAL CAREER PUNT AVERAGE (MIN. 80 PUNTS)

Rk	Player	Years	Average
1	Adam Williams	2018-19	44.2
2	Michael Gibson	2005-06	44.0
3	Jeff Buffalo	1991-92	43.5
4	Spencer Smith	2014-17	43.4
5	Tom Hornsey	2010-13	43.1
6	Jim Cande	1997-99	41.8
7	Brent Sutherland	2007-08	40.8
8	Jeff Fite	1987-90	40.2
9	Paul Wilson	1969-72	39.8
10	Ben Graves	1998-2000	39.6
	Olie Cordill	1963-65	39.6

CAREER MOST POINTS KICKING

Rk	Player	Years	Points (PAT/FG)
1	Jake Elliott	2013-16	445 (202/81)
2	Stephen Gostkowski	2002-05	369 (159/70)
3	Riley Patterson	2017-Present	309 (195/38)
4	Joe Allison	1990-93	262 (109/51)
5	Matt Reagan	2006-09	260 (122/46)
6	Ryan White	1998-01	248 (101/49)

TEAM KICKOFF RETURNS*

Rk	Player	G	Ret.	Yds.	Avg.	TD
1	Virginia	11	35	1075	30.71	2
2	Louisville	11	26	775	29.81	1
3	Kansas State	11	28	820	29.29	3
4	Wyoming	11	6	171	28.50	0
5	Appalachian State	11	19	526	27.68	1
6	SMU	11	35	944	26.97	2
7	Arizona State	11	22	586	26.64	0
8	Colorado State	11	20	526	26.30	1
9	Florida State	11	17	441	25.94	0
10	Michigan	11	18	463	25.72	1
11	Memphis	11	39	996	25.54	2

TEAM PUNTING*

Rk	Team	Games	Avg./P	Yards/G
1	Kentucky	11	48.89	200.0
2	Georgia	11	47.43	198.4
3	South Carolina	11	47.26	266.4
4	Wake Forest	11	47.17	283.0
5	Houston	11	46.87	230.1
6	Colorado State	11	46.66	199.4
7	Texas A&M	11	46.56	203.2
8	North Carolina State	11	46.53	215.7
9	Virginia Tech	11	46.45	232.3
10	Arizona State	11	45.74	224.5
11	New Mexico	11	45.57	223.7
12	Western Kentucky	11	45.53	165.5
13	Miami (Florida)	11	45.38	185.6
14	San Diego State	11	45.35	247.4
15	Kansas State	11	44.90	200.0
16	Florida	11	44.82	154.8
17	Texas Tech	11	44.73	223.6
18	South Florida	11	44.66	276.1
19	Memphis	11	44.65	138.0

*national rankings

SPECIAL TEAMS NOTES

SPECIAL TEAMS EFFICIENCY

- Per ESPN, Memphis is ranked first nationally in special teams efficiency with a 78.7 rating.
- Penn State comes in at No. 2 with an efficiency of 76.5. Memphis is one of two teams in the AAC ranked in the top 10 nationally (Houston comes in at No. 4).
- Efficiency ratings measure a unit's per-play contribution to a team's scoring margin, adjusted for the opposing unit faced.

THERE'S A FIRST FOR EVERYTHING

- H **Preston Brady** scored the first points of his Memphis career when he ran in a two-point conversion against ULM. It was the first successful rushing two-point conversion since Tulane on Oct. 14, 2016.
- OL **Scottie Dill** recorded his first career block at ULM. Dill blocked a 50-yard Warhawk field goal attempt in the second quarter.
- PK **Riley Patterson** recovered his own on-side kick at ULM for the first time in his career. It was the first Memphis recovered on-side kick since USF on Nov. 12, 2016.
- DB **Gabriel Rogers** returned his first-ever kickoff for a TD against Navy and WR **Antonio Gibson** recorded his first career kickoff return for a TD against SMU.
- DB **Chris Claybrooks** recorded his first career kickoff returns against Tulane and on three returns, he tallied 107 yards.
- P **Adam Williams** recorded his first pass completion with a 29-yard pass to WR **Calvin Austin III** on a fake punt against Tulsa. Williams is 1-for-2 in pass attempts in his Memphis career.

PERFECTLY PLACED

- P **Adam Williams** has been an integral part to the Memphis special teams this season.
- In the fourth quarter at ULM, Williams boomed a career-long 77 yard punt. Then, against Tulane, Williams recorded a 76 yard punt, marking his third career 70-plus yard punt. His 77-yard punt was the fourth-longest in school history and second-longest in AAC history. Only Tom Hornsey has kicked a longer punt (79 yards - Sept. 7, 2013 against Duke) since Memphis joined The American.
- Williams' average of 54.7 yards per punt against ULM broke Spencer Smith's single-game record (min. 2 punts) set vs Temple in 2016.
- Williams is one of two punters (Michael Gibson) in program history with three punts of over 70-plus yards. He is the first punter at Memphis with multiple punts of 75-plus yards (77 and 76).
- Williams averages a school-record 44.2 yards per punt for his career. His 46.0 yards per punt average in 2019 would rank 12th nationally if he met the NCAA minimum of 3.6 punts/game. Williams currently averages only 3.0 punts/game.

ABOUT THE KICKER

- PK **Riley Patterson's** 76 PAT made in 2018 were the most in program history, shattering his previous record of 63 PAT made in 2017.
- Against SMU on Nov. 2, Patterson kicked for 18 points, matching the school record set by Ryan White against UAB in 1999. The 18 points scored were the second-most by a kicker in AAC history (Emilio Nadelman, USF, Sept. 21, 2017).
- With 309 total points, Patterson is third all-time in program history. Memphis great and Super Bowl LII champion Jake Elliott holds the record with 445 total points (202 PAT/81 FG). Patterson became the fourth kicker in the league to eclipse 300 career points kicking.
- Patterson is fourth on the all-time list in highest PAT percentage at 97.5 percent (195-of-200).
- On Oct. 20, 2018 at Missouri, Patterson recorded a career-long 52-yard field goal in the second quarter. It was the sixth-longest field goal in school history. He has kicked two field goals of 50 yards in 2019.
- This summer interned with special teams teammate **Preston Brady** at St. Jude Children's Research Hospital. He is also a semifinalist for the Lou Groza Award.

TIGERS IN THE NFL

- Memphis had 14 former players compete in the NFL's preseason camps this summer.

FORMER TIGERS ON NFL PRESEASON ROSTERS

- Curtis Akins, Cincinnati Bengals*
- Genard Avery, Philadelphia Eagles
- Jordan Devey, Oakland Raiders
- Jake Elliott, Philadelphia Eagles
- Stephen Gostkowski, New England Patriots
- Darrell Henderson, Los Angeles Rams
- Tevin Jones, Pittsburgh Steelers
- Ronald Leary, Denver Broncos
- Paxton Lynch, Seattle Seahawks*
- Arthur Maulet, New York Jets
- Bobby McCain, Miami Dolphins
- Anthony Miller, Chicago Bears
- Dontari Poe, Carolina Panthers
- Tony Pollard, Dallas Cowboys

*not on active roster

TIGER GREATS WHO PLAYED IN THE LEAGUE

- **Charlie Babb**, DB, member of the Miami Dolphins' undefeated, Super Bowl VIII championship team (1972-79).
- **Marcus Bell**, DT, Memphis' current director of community and Tiger alumni relations played for the Arizona Cardinals, Detroit Lions and New York Giants (2001-07).
- **John Bramlett**, LB, Pro Bowl player for both the Denver Broncos and Miami Dolphins before concluding his playing career with the New England Patriots and Atlanta Falcons (1965-71).
- **Isaac Bruce**, WR, four-time Pro Bowl selection whose 15,208 receiving yards ranks fourth all-time in the league. Played for the St. Louis Rams and San Francisco 49ers (1994-2008).
- **Ken Irwin**, DB, played for the Buffalo Bills, New Orleans Saints and Minnesota Vikings (1995-2005). Inducted into the University of Memphis Athletic Hall of Fame in 2018.
- **Harry Schuh**, OT, a member of the Oakland Raiders' All-Time Team who played in the second AFL-NFL World Championship Game. Was an All-Pro player for the Raiders before concluding his playing career with the Los Angeles Rams and Green Bay Packers (1965-74).
- **DeAngelo Williams**, RB, was a first-round draft pick by the Carolina Panthers in 2006 and rushed for over 8,000 yards in his 11 year NFL career. In 2008 and 2015, Williams was the NFL's rushing touchdowns leader. Williams is one of six Tigers to have their jerseys retired and he was inducted into the M Club Hall of Fame in 2014.



MISCELLANEOUS NOTES

THE TIGERS POUNCE ON THE MIDDLE EIGHT

- ▶ Memphis ranks third nationally with the highest positive scoring differential in the middle eight minutes of the game (last four minutes of first half and first four minutes of second half).
- ▶ The Tigers have scored 98 of their 464 points this season during the middle eight minutes of the game. Memphis has only allowed 34 points during that span, meaning the Tigers hold a +64 scoring differential over their opponents during the 'middle eight'.
- ▶ For perspective, if Memphis scored at the same pace as the middle eight for the entire game, the Tigers would sit at 735 total points.
- ▶ Ohio State and Utah rank No. 1 and 2, respectively, while Wisconsin, Clemson, LSU, Louisiana, Army, Oklahoma and UCF fall behind Memphis to round out the top 10.

LEMBO NAMED A NOMINEE FOR THE BROYLES AWARD

- ▶ Special teams coordinator **Pete Lembo** was named one of 41 nominees for the 2019 Broyles Award, an award that honors college football's top assistant coach each year.
- ▶ Lembo has guided the Memphis special team's unit to success this season. The Tigers rank first nationally in special teams efficiency rating.
- ▶ The Tigers have recorded two kick return TDs this season and 10 in the last four years to lead the nation. Nationally, Memphis ranks 11th in kick return yardage at 25.54 yards per return.
- ▶ Memphis punter **Adam Williams** would rank 12th nationally at 46.0 yards per punt if he met the NCAA minimum of 3.6 punts per game (Williams averages 3.0 punts per game).

TIGERS EARN BOWL ELIGIBILITY FOR SIXTH-CONSECUTIVE SEASON

- ▶ The Oct. 19 victory over Tulane granted Memphis bowl eligibility for the sixth-consecutive season and 13th time in program history.
- ▶ Memphis has a 5-7 record in its bowl games all-time.
- ▶ The earliest in a season Memphis had clinched bowl eligibility was on Oct. 17, 2015 against Ole Miss. The Oct. 19 date is the second-earliest in a season that Memphis has become bowl eligible.
- ▶ The last bowl win for Memphis was a thrilling 55-48 double-OT victory over BYU in the 2015 Miami Beach Bowl.
- ▶ Entering 2019, Memphis had the second-longest active streak of bowl appearances in the AAC at five. Houston previously topped the AAC with six-consecutive bowl appearances, but Memphis' defeat of the Cougars last Saturday snapped Houston's hopes of a seventh-straight bowl appearance.

THE BEST IN THE COUNTRY

- ▶ Against Navy, DB **Gabriel Rogers** returned a 99-yard kickoff return for a TD on his very first kickoff return. That was the fourth-longest return in program history.
- ▶ Rogers' TD marked the fourth-straight season the Tigers returned a kickoff for a TD.
- ▶ Only Memphis and Troy have returned a kickoff in each of the last four years.
- ▶ WR **Antonio Gibson** joined in on the fun in Memphis' 54-48 victory over SMU on Nov. 2. Gibson recorded his first and the Tigers' second kickoff return TD of the 2019 season to open the second half against the Mustangs.
- ▶ The Tigers have returned 10 kickoffs for a TD in the last four years, the most in the nation. Tony Pollard accounts for seven of those, while Darrell Henderson, Gibson and Rogers account for the other three.

EXPLOSIVE PLAYS FOR EXPLOSIVE PLAYERS

- ▶ After week 11, Memphis ranks first nationally with 27 plays of 40-plus yards and second nationally with 17 plays of over 50-plus yards.
- ▶ RB **Kenneth Gainwell** leads the charge for the Tigers, ranking third nationally with 21 plays of at least 20 yards and is first nationally with five plays over 60 yards.
- ▶ Five different players have recorded catches of over 50 yards this season.
- ▶ In addition to Gainwell, RB **Kylan Watkins** and WR **Antonio Gibson** have recorded runs over 50 yards.

SCORING PLAYS OF MORE 70 YARDS OR MORE (IN THE SAME GAME)

- ▶ Against Navy, Memphis had three scoring plays of 70 yards or more. RB **Kenneth Gainwell** had the first play with a 75-yard scamper on Memphis' first play of the game. DB **Gabriel Rogers** recorded a 99-yard kickoff return TD in the second quarter. WR **Antonio Gibson** logged a career-long 73-yard catch in the third quarter.
- ▶ Memphis has seven total plays this season of at least 70 yards.
- ▶ In 2017, Memphis had three games with two scoring plays of at least 70 yards (Mercer, UCF and ECU). There were a total of 10 scoring plays of over 70 yards in 2018.

KICKOFF RETURN TDS (LAST FOUR YEARS)

Team.....	Total # of TDs
Memphis	10
San Diego State	8
Kansas State	6
Troy	6
Five programs	5

MEMPHIS' 70+ YARD PLAYS IN 2019

- ▶ *99-yard KO return - DB **Gabriel Rogers**
- ▶ *97-yard KO return - WR **Antonio Gibson**
- ▶ *78-yard rush - WR **Antonio Gibson**
- ▶ *75-yard rush - RB **Kenneth Gainwell**
- ▶ *73-yard pass - QB **Brady White** to WR **Antonio Gibson**
- ▶ 72-yard rush - RB **Kylan Watkins**
- ▶ 71-yard rush - RB **Kenneth Gainwell**

*Denotes TD play

MEMPHIS DRIVE CHART

LONGEST DRIVES BY YARDS (MIN 75 YARDS)

Opponent	Quarter, #	Plays	Yards	Time	Result
Houston	2nd, 2	11	98	2:00	TD
SMU	3rd, 3	9	98	3:17	TD
Houston	3rd, 2	11	95	4:30	TD
Temple	3rd, 1	11	95	4:59	TD
ULM	1st, 3	6	92	1:48	TD
Tulane	2nd, 2	10	90	4:49	TD
Tulsa	1st, 2	5	85	1:43	TD
S. Alabama	1st, 2	3	82	0:50	TD
Tulsa	3rd, 2	2	80	0:34	TD
SMU	4th, 3	1	78	0:16	TD
Tulsa	2nd, 2	10	77	4:38	TD
S. Alabama	2nd, 2	5	76	1:48	TD
Houston	2nd, 1	3	75	0:51	TD
ULM	1st, 1	6	75	1:55	TD
ULM	2nd, 1	8	75	3:42	TD
Temple	2nd, 3	7	75	1:13	TD
Temple	4th, 1	7	75	2:50	TD
Southern	4th, 1	11	75	5:19	TD
Navy	1st, 1	1	75	0:12	TD

LONGEST DRIVES BY PLAYS (MIN 10 PLAYS)

Opponent	Quarter, #	Plays	Yards	Time	Result
Ole Miss	4th, 2	14	39	6:21	Half
Ole Miss	1st, 2	13	74	6:00	TD
Southern	3rd, 1	12	64	4:53	TD
Houston	2nd, 2	11	98	2:00	TD
Houston	3rd, 2	11	95	4:30	TD
Southern	4th, 1	11	75	5:19	TD
Southern	4th, 2	11	42	6:59	Half
Temple	3rd, 1	11	95	4:59	TD
SMU	2nd, 3	11	37	3:23	FG
USF	2nd, 1	11	74	3:44	TD
Tulane	1st, 1	10	65	3:50	TD
Tulane	2nd, 2	10	90	4:49	TD
Tulsa	2nd, 2	10	77	4:38	TD
SMU	1st, 1	10	49	4:12	Downs
USF	1st, 3	10	66	3:40	TD
USF	2nd, 3	10	73	1:29	TD

LONGEST DRIVES BY TIME (MIN 4:00)

Opponent	Quarter, #	Plays	Yards	Time	Result
Southern	4th, 2	11	42	6:59	Half
Ole Miss	4th, 2	14	39	6:21	Half
Ole Miss	1st, 2	13	74	6:00	TD
USF	4th, 2	9	34	5:54	EOG
Southern	4th, 1	11	75	5:19	TD
Ole Miss	4th, 1	9	38	5:11	Punt
Houston	4th, 2	7	51	4:59	EOG
Navy	4th, 2	9	35	4:59	Punt
Temple	3rd, 1	11	95	4:59	TD
Southern	3rd, 1	12	64	4:53	TD
Tulane	2nd, 2	10	90	4:49	TD
Tulsa	2nd, 2	10	77	4:38	TD
Houston	3rd, 2	11	95	4:30	TD
Houston	3rd, 4	9	51	4:25	FG
S. Alabama	4th, 2	6	13	4:24	Punt
USF	3rd, 4	8	55	4:22	TD
SMU	1st, 1	10	49	4:12	Downs
S. Alabama	3rd, 2	8	29	4:07	Punt

NATIONAL POLLS

ASSOCIATED PRESS (WEEK 14)

Rk.	Team	Record	Pts.	Last Wk.
1	LSU (50)	11-0	1,537	1
2	Ohio State (9)	11-0	1,486	2
3	Clemson (3)	11-0	1,440	3
4	Georgia	10-1	1,347	4
5	Alabama	10-1	1,283	5
6	Utah	10-1	1,231	7
7	Oklahoma	10-1	1,189	8
8	Florida	9-2	1,058	10
9	Minnesota	10-1	996	11
10	Michigan	9-2	913	12
11	Baylor	10-1	910	13
12	Penn State	9-2	903	9
13	Wisconsin	9-2	791	14
14	Oregon	9-2	784	6
15	Notre Dame	9-2	701	15
16	Auburn	8-3	635	16
17	Memphis	10-1	535	18
18	Cincinnati	10-1	518	17
19	Iowa	8-3	510	19
20	Boise State	10-1	410	20
21	Oklahoma State	8-3	266	22
22	Appalachian State	10-1	206	23
23	Virginia Tech	8-3	147	25
24	Navy	8-2	99	NR
25	USC	8-4	79	NR

Others receiving votes: Iowa State 74, Virginia 38, Texas A&M 27, Air Force 22, SMU 9, Arizona State 4, UL Lafayette 1

AMWAY COACHES POLL (WEEK 14)


Rk.	Team	Record	Pts.	Last Wk.
1	LSU	11-0	1561	1
2	Ohio State	11-0	1510	2
3	Clemson	11-0	1464	3
4	Georgia	10-1	1351	4
5	Alabama	10-1	1325	5
6	Utah	10-1	1252	8
7	Oklahoma	10-1	1223	7
8	Florida	9-2	1074	10
9	Minnesota	10-1	1014	11
10	Baylor	10-1	924	13
11	Michigan	9-2	893	12
12	Penn State	9-2	857	9
13	Oregon	9-2	816	6
14	Wisconsin	9-2	799	14
15	Notre Dame	9-2	737	15
16	Auburn	8-3	652	16
17	Cincinnati	10-1	535	17
18	Memphis	10-1	528	18
19	Boise State	10-1	493	19
20	Iowa	8-3	434	20
21	Oklahoma State	8-3	256	23
22	Appalachian State	10-1	232	22
23	Virginia Tech	8-3	123	NR
24	Navy	8-2	110	NR
25	USC	8-4	75	NR

Others receiving votes: Air Force 74; Iowa State 55; Virginia 32; Texas A&M 26; UL Lafayette 18; Southern Methodist 18; Wake Forest 5; San Diego State 4; Indiana 2; Hawaii 2; Temple 1

MISCELLANEOUS NOTES

TOM III CLAWS OUT THE WINS

- Aug. 31 was special day for the University of Memphis not only because the Tigers defeated Ole Miss 15-10, but it was the 11th birthday of Memphis' beloved live Bengal Tiger, TOM III.
- TOM III attended his first game at Liberty Bowl Memorial Stadium as a cub in 2008, and starting with the 2009 season, hasn't missed a Tigers game inside the stadium since.
- TOM III was born Aug. 31, 2008 and arrived in Memphis a few short months later on Oct. 23. His first game at the Liberty Bowl was on Nov. 22 against UCF. In 71 games attended, TOM III has produced a 42-29 home record. Since his arrival in Memphis, the Tigers have gone 70-72 (.493) overall.
- TOM III's predecessors did not have the same level of on-field success. The university's first live mascot, TOM, recorded an 85-119-6 (.405) record from 1972-91.
- Starting in 1992, TOM II patrolled the sidelines and saw Memphis produce an 84-108 (.438) mark until his passing in 2008.
- TOM III is raised by a proud Memphis Tiger, Scott Forman, who has attended 257-consecutive Memphis football games since 1999.



THE GAINS ARE ABUNDANT - PART TWO

- Not to be overlooked by his other accomplishments against Tulane, but RB **Kenneth Gainwell's** 203 receiving yards marked just the third time in program history a Tiger had pulled in at least 200 receiving yards. Current NFL WR Anthony Miller owns the other two games (250 vs Tulsa in 2016 and 224 at UConn in 2017).
- Gainwell became the 47th player in program history to record at least 100 receiving yards in a game. Only four players in program history (DeAngelo Williams, Tony Pollard, Maurice Avery and Gainwell) have recorded a 100 yard receiving game and a 100 yard rushing game at some point in their careers.

ONE FOR THE RECORD BOOKS

- The 2018 Tigers surpassed 7,000 total yards of offense for the first time in program history. Memphis also eclipsed 80 TDs and 600 total points for the first time.
- The Memphis rushing offense (4th), scoring offense (7th) and total offense (5th) ranked in the top 10 nationally.
- On the ground, Memphis ranked second nationally with 48 TDs. The one-two punch of RB Darrell Henderson and RB **Patrick Taylor Jr.** combined for 38 of those 48 TDs and over 3,000 total yards.
- Henderson finished his Memphis career second on the all-time running backs chart with 3,545 total yards on the ground. He scored 36 TDs in his career including a program-record 22 during the 2018 campaign.

WELCOME BACK, ALAN!

- Memphis welcomes a familiar face to the sidelines in former Tiger tight end, **Alan Cross**. Cross returns to Memphis as a graduate assistant for the 2019 season after competing in the NFL for three seasons (2016-18).
- Cross was an undrafted free agent who signed with the Tampa Bay Buccaneers on May 2, 2016. He made his NFL debut on Sept. 25, 2016 against the Los Angeles Rams.
- He finished his four-year Memphis career with 42 starts and 14 touchdowns. His 14 touchdowns are the most by any tight end in program history. He is now assisting with the offensive line.

MEMPHIS IN OVERTIME GAMES

- Memphis has been involved in eight overtime games (2-6). The Tigers have played a total of four multi-overtime affairs and have a 2-2 record in those games.
- The Tigers came up just short in the 2017 American Athletic Conference Championship game in double-OT at UCF, 62-55. The Tigers and Knights combined to score 117 points, the highest total in a conference title game in FBS history.
- Memphis ended the 2014 season with the first overtime game in five seasons, defeating BYU 55-48 in double-OT at the Miami Beach Bowl

MEMPHIS' OVERTIME GAMES

- Oct. 31, 2000 vs Houston (L, 33-30/3ot)
- Nov. 11, 2000 vs Cincinnati (L, 13-10)
- Sept. 24, 2005 at Tulsa (L, 37-31)
- Nov. 18, 2006 vs Houston (L, 23-20)
- Nov. 24, 2007 vs SMU (W, 55-52/3ot)
- Nov. 27, 2009 at Tulsa (L, 33-30)
- Dec. 22, 2014 vs BYU (W, 55-48/2ot)
- Dec. 2, 2017 at UCF (L, 62-55/2ot)

CLIMBING THE RECORD BOOKS

CAREER RECORDS

OFFENSE

ALL-PURPOSE YARDS

Rk	Player	Yards	Years
1	DeAngelo Williams	7,573	2002-05
2	Tony Pollard	4,860	2016-18
...			
5	Joseph Doss	3,302	2004-07
6	Patrick Taylor Jr.	3,202	2016-Present

PASSING TOUCHDOWNS

Rk	Player	TDs	Years
1	Danny Wimprine	81	2001-04
2	Riley Ferguson	70	2016-17
3	Paxton Lynch	59	2013-15
4	Brady White	56	2018-Present

PASSING YARDS

Rk	Player	Yards	Years
1	Danny Wimprine	10,215	2001-04
2	Paxton Lynch	8,863	2013-15
3	Riley Ferguson	7,955	2016-17
4	Brady White	6,370	2018-Present

PUNTING AVERAGE

Rk	Player	Yards/Punt	Years
1	Adam Williams	44.2	2018-Present
2	Michael Gibson	44.0	2005-06
3	Jeff Buffalo	43.5	1991-92

CONSECUTIVE GAMES WITH A RECEPTION

Rk	Player	Games
1	Duke Calhoun	49
2	Phil Mayhue	37
3	Anthony Miller	36
4	Damonte Coxie	30

RECEIVING TOUCHDOWNS

Rk	Player	Yards	Years
1	Anthony Miller	37	2015-17
2	Carlos Singleton	22	2006-09
T3	Duke Calhoun	19	2006-09
T3	Tavares Gideon	19	2002, 2004
5	Damonte Coxie	18	2017-Present

RECEIVING YARDS

Rk	Player	Yards	Years
1	Anthony Miller	3,590	2015-17
2	Duke Calhoun	2,981	2006-09
3	Carlos Singleton	2,365	2006-09
4	Damonte Coxie	2,331	2017-Present

100-YARD RUSHING GAMES

Rk	Player	Games	Years
1	DeAngelo Williams*	34	2002-05
2	Darrel Henderson	16	2016-18
3	Curtis Steele	12	2008-09
T4	Patrick Taylor Jr.	11	2016-Present
T4	Gerard Arnold	11	1997-99
T6	Kenneth Gainwell	7	2018-Present
T6	Dave Casinelli	7	1960-63

RUSHING TOUCHDOWNS

Rk	Player	TDs	Years
1	DeAngelo Williams	55	2002-05
T2	Darrel Henderson	36	2016-18
T2	Dave Casinelli	36	1960-63
4	Patrick Taylor Jr.	35	2016-Present

CAREER RECORDS

RUSHING YARDS

Rk	Player	Yards	Years
1	DeAngelo Williams	6,026	2002-05
2	Darrel Henderson	3,545	2016-18
3	Patrick Taylor Jr.	2,771	2016-Present
4	Dave Casinelli	2,636	1960-63

SCORING

Rk	Player	Points	Years
1	Jake Elliott	445	2013-16
2	Stephen Gostkowski	369	2002-05
3	DeAngelo Williams	362	2002-05
4	Riley Patterson	309	2017-Present
5	Darrell Henderson	270	2016-18

DEFENSE

SACKS

Rk	Player	Sacks	Years
1	Martin Ifedi	22.5	2010-14
2	Tramont Lawless	22	1996-99
3	Genard Avery	21.5	2014-17
...			
T7	Tony Brown	17	1999-2002
T7	Marvin Thomas	17	1983-86
T7	Andre Arnold	17	1998-2000
10	Bryce Huff	15.5	2016-Present

TACKLES FOR LOSS

Rk	Player	TFL	Years
1	Tim Harris	49	1982-85
2	Genard Avery	45.5	2014-17
3	Tony Brown	42	1999-2002
...			
7	Tony Williams	35	1993-96
8	Bryce Huff	34.5	2016-Present



SINGLE-SEASON RECORDS

ALL-PURPOSE YARDS

Rk	Player	Yards	Year
1	Darrell Henderson	2,328	2018
2	DeAngelo Williams	2,230	2004
3	DeAngelo Williams	2,113	2003
4	DeAngelo Williams	2,075	2005
5	Kenneth Gainwell	1,766	2019

PASSING TOUCHDOWNS

Rk	Player	TDs	Year
1	Riley Ferguson	38	2017
2	Riley Ferguson	32	2016
3	Brady White	30	2019

PASSING YARDS

Rk	Player	Yards	Year
1	Riley Ferguson	4,257	2017
2	Paxton Lynch	3,776	2015
3	Riley Ferguson	3,698	2016
4	Brady White	3,296	2018
5	Martin Hankins	3,220	2007
6	Danny Wimprine	3,174	2003
7	Brady White	3,074	2019

RECEIVING YARDS

Rk	Player	Yards	Year
1	Anthony Miller	1,462	2017
2	Anthony Miller	1,434	2016
3	Damonte Coxie	1,174	2018
...			
6	Duke Calhoun	890	2007
7	Damonte Coxie	834	2019

RUSHING YARDS

Rk	Player	Yards	Year
1	DeAngelo Williams	1,964	2005
2	DeAngelo Williams	1,948	2004
3	Darrell Henderson	1,909	2018
4	DeAngelo Williams	1,430	2003
5	Kenneth Gainwell	1,294	2019

SCORING

Rk	Player	Points	Year
1	Darrell Henderson	150	2018
2	DeAngelo Williams	138	2004
3	Jake Elliott	132	2015
...			
T14	Riley Patterson	96	2017
T14	Curtis Steels	96	2009
16	Riley Patterson	92	2019
T17	Kenneth Gainwell	90	2019
T17	Anthony Miller	90	2017

TEAM SCORING

Rk	Points	Year
1	601 (80 TD/15 FG)	2018
2	592 (79 TD/14 FG)	2017
3	522 (64 TD/23 FG)	2015
4	505 (63 TD/21 FG)	2016
5	471 (58 TD/21 FG)	2014
6	464 (61 TD/12 FG)	2019

AAC WEEKLY AWARDS

DEFENSIVE PLAYER OF THE WEEK
Sept. 2 - DE Bryce Huff

OFFENSIVE PLAYER OF THE WEEK
Oct. 21 - RB Kenneth Gainwell
Nov. 4 - WR Antonio Gibson
Nov. 18 - QB Brady White

SPECIAL TEAMS PLAYER OF THE WEEK
Sept. 16 - P Adam Williams
Sept. 30 - DB Gabriel Rogers
Nov. 4 - PK Riley Patterson

WEEKLY HONOR ROLL
Sept. 2 - RB Patrick Taylor Jr.
Sept. 9 - QB Brady White
Sept. 16 - LB Austin Hall
Oct. 7 - RB Kenneth Gainwell
Oct. 14 - RB Kenneth Gainwell
Oct. 28 - RB Kenneth Gainwell
Nov. 18 - LB Thomas Pickens
Nov. 24 - RB Patrick Taylor Jr.

NATIONAL WEEKLY AWARDS

**WALTER CAMP NATIONAL
OFFENSIVE POW**
Nov. 4 - WR Antonio Gibson

**DAVEY O'BRIEN GREAT 8 /
MANNING AWARD STARS OF THE WEEK**
Oct. 21 - QB Brady White
Nov. 4 - QB Brady White

MACKEY AWARD TE OF THE WEEK
Oct. 22 - TE Joey Magnifico (HM)
FWAA NATIONAL TEAM OF THE WEEK
Nov. 4 - Memphis

TIGERS WITH NATIONAL RECOGNITION



TJ CARTER | DB

► Paycom Jim Thorpe Award Watch List



DAMONTE COXIE | WR

► Biletnikoff Award Watch List



KENNETH GAINWELL | RB

► CFPA Midseason Watch List
► FWAA Freshman All-America Watch List



ANTONIO GIBSON | WR

► Walter Camp National Offensive Player of the Week (Nov. 4)




BYRCE HUFF | LB

► Bednarik Award Watch List
► Nagurski Trophy Watch List



JOEY MAGNIFICO | TE

► Mackey Award Watch List
► Reese's Senior Bowl



RILEY PATTERSON | PK

► Lou Groza Award semifinalist
► Lou Groza Award Stars of the Week List



PATRICK TAYLOR JR. | RB

► AFCA Good Works
► Doak Walker Award Watch List
► Earl Campbell Tyler Rose Award Watch List
► Maxwell Award Watch List
► Reese's Senior Bowl



BRADY WHITE | QB

► Johnny Unitas Golden Arm Top 5 finalist
► Manning Award Watch List
► CFPA Midseason Watch List
► CoSIDA Academic All-District



POP WILLIAMS | WR

► Athlon Sports Preseason All-America
► Reese's Senior Bowl



DUSTIN WOODARD | OL

► Outland Trophy Watch List
► Rimington Trophy Watch List
► William V. Campbell Trophy semifinalist
► Senior CLASS finalist
► CoSIDA Academic All-District



MIKE NORVELL | HC

► Paul "Bear" Bryant Coach of the Year Watch List
► Dodd Trophy Coach of the Week (Nov. 5)

ACADEMIC HONORS


- For the fourth consecutive season, head coach **Mike Norvell** will honor the Tigers for their work in the classroom with the Tiger Scholar patch. Every player who posted a semester GPA of 3.0 or higher or has graduated will have the Tiger Scholar patch on his uniform. **Non ducor ducor** is the saying on the patch, which translates to "I am not led, I lead."
- Fifty-two earned the designation of Tiger Scholar during the 2019 spring semester: **Connor Adair, Jaylon Allen, Calvin Austin, Nigel Brannon, TJ Carter, Austin Chapman, Chris Claybrooks, Colton Cochran, Damonte Coxie, Xavier Cullens, Matt Dale, Tyce Daniel, Joseph Dorceus, Jared Edwards, Isaac Ellis, Obinna Eze, Evan Fields, Cameron Fleming, Jacobi Francis, Tyler Garvey, Carlito Gonzalez, O'Bryan Goodson, Austin Hall, John Hassell, Hunter Hill, Kendell Johnson, Quindell Johnson, Peyton Jones, Ladarius Jordan, Joey Magnifico, Drew Martin, Cade Mashburn, Cole Mashburn, Tyler Moore, Harold Nash, Treysen Neal, Josh Northcutt, Kayode Oladele, Manuel Orona-Lopez, Dylan Parham, Riley Patterson, Josh Perry, Markevious Quinn, J'Len Smith, Chandler Stump, Jeremy Tate, Patrick Taylor Jr., Kylan Watkins, Marquavius Weaver, Brady White, Pop Williams, Dustin Woodard.**



GRADUATES

- Memphis has eight players on its roster that have already earned at least a bachelor's degree.
- **Keith Brigham** graduated in May 2019 with a degree in interdisciplinary studies.
- **John Broussard Jr.** graduated with a bachelor's degree from Snead State Community College before transferring to Memphis.
- **Joey Bryant** graduated with a degree in interdisciplinary studies in May 2019 from Arizona State.
- **Austin Hall** graduated in August 2018 with a bachelor's degree in criminal justice from Memphis. He is currently pursuing a master's degree in public administration.
- **Desmond Hawkins** graduated in May 2019 with his bachelor's degree from Memphis.
- **Jeremiah Maclin** graduated in December 2018 with his bachelor's from Memphis.
- **Traveon Samuel** graduated in December 2017 with a degree in sport administration from Louisville.
- **Brady White** graduated in December 2017 from Arizona State with a bachelor's degree in business. In August 2019, White graduated with a master's degree in sports and leisure commerce and is enrolled in a PhD program at Memphis.

LIBERTY BOWL MEMORIAL STADIUM



STADIUM FACTS

Built	1965
Capacity	58,325
Surface	AstroTurf®
Location	335 South Hollywood
	Memphis, TN 38104
First Game	Sept. 18, 1965
Opponent	Ole Miss
Score	Ole Miss 34, Memphis 14
Memphis All-Time LBMS Record	181-145-7
Most Pts Scored	77 vs Bowling Green (2016)
Most Pts Scored by Opponent	59, Miss. State (2011)

TOP MEMPHIS CROWDS ALL-TIME

1996	Tennessee	65,885
1991	Ole Miss	65,483
1992	Tennessee	65,234
1987	Ole Miss	64,187
2000	Tennessee	61,783
2006	Tennessee	61,783
2015	Ole Miss	60,241
1989	Ole Miss	59,795
2019	SMU	59,506
1999	Ole Miss	57,523
1989	Arkansas State	57,500
2015	Navy	55,212
1988	Tennessee	55,173
2005	Ole Miss	53,339
1981	Ole Miss	53,166

TOP MEMPHIS CROWDS (NON-SEC OPPONENTS)

2019	SMU	59,506
1989	Arkansas State	57,500
2015	Navy	55,212
2004	Louisville	52,384
1990	Arkansas State	50,178
2003	USF	47,875
2005	UAB	47,669
2004	Southern Miss	47,163
2005	Marshall	46,403
2014	Middle Tennessee	46,378
2017	UCLA	46,291
2015	Cincinnati	45,172
2013	Duke	44,237
2003	Louisville	44,081
2016	Southeast Missouri	42,876
1984	Louisiana-Lafayette	42,256
2015	Missouri State	41,730
2017	Southern Illinois	41,584
2017	ECU	41,517

- ▶ The University of Memphis football program is fortunate to have one of the finest facilities in the nation in which to play its home games. Liberty Bowl Memorial Stadium, "built by the citizens of Memphis," is a memorial to the veterans of World War I, World War II and the Korean War.
- ▶ The stadium features an AstroTurf® playing surface, Musco sports lights, multiple locker and dressing rooms, a football recruiting lounge, sky-suites and a four-level press box, which includes a VIP stadium club. The playing surface, which had been natural grass through 2004, was replaced with FieldTurf prior to the 2005 campaign. For the 2012 season, the surface changed to AstroTurf®.
- ▶ The most recent Liberty Bowl renovations came in 2019 with a video scoreboard system upgrade in both the north and south end zones. These boards were designed and built by Daktronics of Brookings, South Dakota, the world's industry leader in electronic scoreboards, programmable display systems and large screen video displays.
- ▶ Currently, the City of Memphis has an ongoing project with Crown Castle to develop and install a multi-million dollar Distributed Antennae System (DAS) to drastically enhance the cellular service in the stadium. This system will service the entire stadium as well as Tiger Lane and auxiliary spaces of the Mid-South Fairgrounds. Crown Castle's designed this DAS system to support 4G LTE carriers, with the expansion capacity to a 5G service signal. The project design started in the spring of 2019, with hopeful full operational implementation during the 2019 football season.
- ▶ The 2018 season saw more changes to the historical stadium with the expansion of the home locker room in the south end zone. The transformation turned the previous space into a 6,000-square-foot, first-class area with state-of-the-art technology, spacious lockers and expanded rooms for athletic training and coaches' locker rooms. Each of the 100 plus lockers has leather seats and 32-inch digital display above each locker with each player's picture, number and hometown displayed. The locker room was part of a \$2.5 million renovation project approved by the City Council in May.
- ▶ The Liberty Bowl's previous makeover came in 2016. With the approval of the Memphis City Council in December 2015, a total of 5,596 chairback seats were added and reduced the stadium's capacity to 58,325.
- ▶ In addition to the FieldTurf playing surface in 2005, the Liberty Bowl underwent several aesthetic changes from 2005-11 that made the stadium look more like the "Home of the Tigers."
- ▶ Renovations in both 2009 and 2013 have brought the stadium into compliance with ADA specifications. The two separate renovations lowered the stadium's capacity from 62,380 to 59,308. The addition of chairback seating prior to 2016 lowered the capacity again to its current 58,325 number.
- ▶ In the spring of 2010, the Memphis City Council approved a \$15.7 million capital improvements budget to upgrade the grounds surrounding the Liberty Bowl. Included in the renovations was the construction of a grand entrance off East Parkway which City Council approved naming "Tiger Lane" in honor of the facility's longest tenant — the University of Memphis. "Tiger Lane" officially opened Sept. 18, 2010, when Memphis hosted Middle Tennessee.
- ▶ In December of 1983, city of Memphis officials named the playing surface Rex Dockery Field in honor of the late Tigers coach who was killed in a plane crash.
- ▶ Throughout the 54-year history, several professional teams have called the Liberty Bowl home. In 1974, the Grizzlies of the World Football League played their only season in Memphis. From 1978-80, the stadium hosted the Memphis Rogues of the North American Soccer League, and later in 1984-85, the Showboats of the U.S. Football League (USFL). Four other professional football organizations spent one season in the Liberty Bowl, including the XFL's Memphis Maniax (2001), the NFL's Tennessee Oilers (1997), the CFL's Memphis Mad Dogs (1995) and the AAF's Memphis Express (2019).
- ▶ The largest crowd to witness a Tigers game at the Liberty Bowl was the record-setting 65,885 that attended Memphis' 1996 stunning upset of No. 6 Tennessee. The Tigers defeated the Vols 21-17 before a CBS Sports regionally-televised audience. The entire nation, however, saw Memphis' game-winning drive when CBS carried the final five minutes nationally.
- ▶ Most recently, Memphis welcomed SMU to the Liberty Bowl for a conference clash in 2019. The crowd of 59,506 was the most for a conference contest for the Tigers and the largest crowd for a non-SEC opponent in school history.

MEMPHIS HEAD COACH MIKE NORVELL



NORVELL AT A GLANCE

- **Born:** Oct. 11, 1981 in Dallas, Texas
- **Alma Mater:** Central Arkansas
- **Playing Experience:**
Four-year letterwinner at WR at Central Ark. (2001-05)
- **Wife:** Maria
- **Daughter:** Mila

COACHING EXPERIENCE

- **2016-Present:** Head coach, Memphis
- **2012-15:** Offensive coordinator/QBs, Arizona State
- **2011:** Co-offensive coordinator/WRs/Recruiting, Pitt
- **2010:** Passing game coordinator/WRs/Recruiting, Tulsa
- **2009:** Passing game coordinator/WRs, Tulsa
- **2007-08:** Graduate assistant/WRs, Tulsa
- **2006:** Graduate assistant, Central Arkansas



NOTEWORTHY TIDBITS

- Most wins in the first four seasons as a head coach (36)
- Most wins over a three-year stretch as head coach in program history (28 - 2017-19)
- Most wins in first two seasons as head coach in program history (18)
- Most wins by a first-year head coach in program history (8)
- First head coach to lead the Tigers to bowl eligibility in his rookie season
- First rookie head coach since 1984 to win his Tigers' debut (35-17 over Southeast Missouri)
- First rookie head coach to have a win over a ranked opponent since 1975 (48-44 win over No. 18/21 Houston)
- First rookie head coach to start 3-0 in program history
- Tied for third-most wins (8) by an FBS first-year head coach in 2016 (Toledo's Jason Candle, BYU's Kalani Sitake both led FBS with nine wins)
- Pulled in the school's highest-rated recruiting class in February of 2017; signing class also was the best outside the Power 5 leagues
- Named the 2016 Tennessee Sports Writers Association (TSWA) Coach of the Year in a vote by the state's media members.

COACHES UNDER 40

► Sean Lewis	33	Kent State
► Jake Spavital*	34	Texas State
► Will Healy*	34	Charlotte
► Walt Bell*	35	UMass
► Lincoln Riley	36	Oklahoma
► Eli Drinkwitz*	36	Appalachian State
► Mike Norvell	38	Memphis
► Thomas Hammock*	38	Northern Illinois
► Tom Arth*	38	Akron
► P.J. Fleck	38	Minnesota
► Neal Brown	39	West Virginia
► Matt Campbell	39	Iowa State
► Jason Candle	39	Toledo

* Denotes first-year head coach

TOP INDIVIDUAL SINGLE-GAME PERFORMANCES UNDER NORVELL

- **Rushing Yards:** 233, Darrell Henderson vs Georgia State (9/14/18)
- **Rushing TDs:** 4, Patrick Taylor Jr. vs Houston (10/19/17)
- **Longest Rush:** 83, Calvin Austin, III vs Mercer (9/1/18)
- **Passing Yards:** 471, Riley Ferguson, 2x, vs Houston (10/19/17) & vs UCF (12/2/17)
- **Passing TDs:** 7, Riley Ferguson vs UConn (10/6/17)
- **Receiving Yards:** 250, Anthony Miller vs Tulsa (10/29/16)
- **Receiving TDs:** 4, Anthony Miller vs UConn (10/6/17)
- **Longest Pass:** 89, Riley Ferguson to Anthony Miller (TD) vs ECU (11/25/17)
- **Tackles:** 16, Curtis Akins vs Navy (10/22/16)
- **Sacks:** 3, Arthur Maulet vs Western Ky. (12/20/16) & Genard Avery vs Tulane (10/27/17)
- **Tackles for Loss:** 5.5, Genard Avery vs Tulane (10/27/17)

Three years ago, Mike Norvell came to Memphis with an ability to develop dynamic offenses. Two American Athletic Conference West Division titles and countless broken school records later, his first three seasons with the Tigers have not disappointed.

Year one of the Norvell era offense featured the second most-prolific offense in program history at the time, behind only 2015, rolling up the second-most total yards (6,028) and scoring the second-most points (505) for a season in school history.

Those totals quickly moved to fourth on the all-time list as the following two seasons showed even more improvement.

Year two shattered the 2016 marks with 6,917 total yards, and 592 points scored. The Memphis offense also scored the most touchdowns (74) for a campaign in program history in 2017, including a school season-record 39 touchdown passes. The Tigers' 4,355 passing yards were the first 4,000-plus passing season in school history and the 307 completions was the third-most for a season in school history.

Just one year later, 583 yards of total offense in Memphis' second-consecutive American Athletic Conference Championship game broke the school record set in 2017. The 2018 Tigers finished with the first 7,000-yard season (7,324) in program history and also broke the single-season touchdown record with 80.

The single-season rushing record was shattered during year three of the Norvell era with the Tigers boasting two, 1,000-yard backs for the first time in program history. Darrell Henderson, a Doak Walker Award finalist, led the running game with 1,909 yards and the Tigers finished with the school-record 3,919 total yards on the ground and 48 touchdowns.

Players have also had national-level recognition within Norvell's offense. Riley Ferguson and Anthony Miller blossomed at quarterback and receiver, respectively, and Henderson emerged as the nation's premier running back. Ferguson finished his career at Memphis with 7,955 passing yards, ranking third in program history despite only being on the roster for two seasons. Ferguson's 70 passing touchdowns ranks second only to four-year starter Danny Wimprine in the Memphis record book.

Miller became just the third Tiger and the first skill position player in school history to earn NCAA Consensus All-American honors after finishing his career with 3,590 receiving yards and 238 catches. The 238 catches set a new Memphis career mark and his 3,590 yards in three seasons made Miller the

first Tiger in school history to have over 3,000 career receiving yards. Miller, who tied for the national lead with 18 touchdown receptions in 2017, finished his career with 37 receiving touchdowns, 15 more than the previous career mark at Memphis.

Henderson became the second running back in program history to be named a finalist for the Doak Walker Award after DeAngelo Williams was named a finalist in 2005. Henderson was the nation's second-leading rusher with 1,909 rushing yards on 214 carries. He also led the nation in all-purpose yards with 2,328, touchdowns with 25, and total plays of 40-plus yards with 15.

The work of the Memphis offensive line under Norvell's direction has not gone unnoticed. In three seasons at Memphis, a trio of offensive linemen have earned all-conference honors. Gabe Kuhn (guard) and Trevon Tate (tackle) were first team honorees in 2017 and Dustin Woodard was a first team honoree at guard in 2018. Collectively, the unit was one of ten semifinalists for the Joe Moore Award, given to the best offensive line in college football, in 2018.

While the offense flourished in Norvell's first three seasons at Memphis, the Tigers defense and special teams were not to be overshadowed. After turning opponents over 29 times in 2016, the Tigers forced 31 turnovers in 2017, ranking third in the nation. Memphis' 15 fumble recoveries ranked tied for fourth in the country.

Linebacker Genard Avery repeated back-to-back first team all-conference honors and finished his career among the top three in program history in career sacks (2nd, 21.5) and tackles for loss (3rd, 41.5). In 2017, freshman defensive back T.J. Carter also made a name for himself in the Tiger secondary, earning USA Today Freshman All-America honors after finishing fifth on the team with 69 tackles and leading the squad with five interceptions.

After ranking 11th in turnover margin in Norvell's first year at Memphis, the Tigers' ranked third (1.15) in 2017, thanks in part to an offense that turned the ball over just six times in 13 games.

The focus Norvell and his staff placed on the game's third phase, special teams, has paid major dividends in his time at Memphis, including bringing to an end what is believed to be the longest drought for a kickoff return for a touchdown in FBS history. In the 2016 win over Temple, freshman Tony Pollard took an Owls' kickoff racing 95 yards for a touchdown, the first by a Memphis player since November of 1996. The span of time was nearly 21 seasons, but

the 2016 Tigers special teams laid that record to rest and then some. Not to stop there, Norvell's special teams ran back two more kickoffs for scores and set the program's season record for kick returns for touchdowns with three. Pollard had a second kick-return score (100 yards vs Navy), and Darrell Henderson added another (99 yards vs SMU). The three kick returns for touchdowns were tied for the FBS lead in 2016.

Pollard continued to showcase his special teams prowess in 2017, returning four kickoffs for touchdowns and earning first team Walter Camp All-American honors after leading the country in kickoff return yards per game (42.4) and kickoff return touchdowns (four). Pollard also grabbed his second consecutive American Athletic Conference Special Teams Player of the Year honor in 2017. In the 2018 Birmingham Bowl, in what would be his final game as a Memphis Tiger, Pollard ran back a 97-yard kickoff return for a touchdown to tie the NCAA career record with seven.

In 2016, Memphis had the second-best kick return defense in the country, allowing opponents a mere 16.04 yards per return and none returned for

touchdowns. A major reason for the Tigers' success on kick return defense was Lou Groza semifinalist Jake Elliott's 64 touchbacks out of 92 kickoffs (69.6 percent). Elliott's 64 touch backs led The American and was third nationally. After Elliott graduated and moved on to the Super Bowl-winning Philadelphia Eagles roster in his rookie year, Norvell and his staff tapped freshman Riley Patterson to handle kicking duties and the Tigers still ranked among the country's best, finishing 13th in kickoff return defense (17.75 ypr).

Off the field, Norvell's Tigers are also excelling in the classroom. The team posted its highest grade-point average in program history in the fall of 2017 and in his three seasons at the helm of the Tigers, 55 football players have earned their respective bachelor's degrees.

Norvell earned both his bachelor's (education in social studies, 2005) and master's (training systems, 2007) degrees from Central Arkansas.

Norvell is married to the former Maria Chiolino of Fort Smith, Arkansas. They have a daughter, Mila.

THE NORVELL COACHING TREE

In three years as the head coach of the Tigers, **Mike Norvell** has had eight assistant coaches depart for jobs in Power 5 conferences and one leave to become the head coach of his own program. **Bold coaches denote current staff members.**

2016 (Record: 8-5, 5-3 AAC)

Coach	Next Stop
Chris Ball (Def. Coord.)	
Darrell Dickey (Asst. HC/RB)	
David Johnson (WR)	
Dan Lanning (ILB/Recruit. Coord.)	
Chip Long (Off. Coord./TE)	Notre Dame (OC)
Joe Lorig (ST Coord./OLB)	
Paul Randolph (DL)	
Ryan Silverfield (OL)	
Marcus Woodson (DB)	

2017 (Record: 10-3, 7-1 AAC/ West Division Champions)

Coach	Next Stop
Chris Ball (Def. Coord.)	
Darrell Dickey (Off. Coord./RB)	Texas A&M (Off. Coord.)
Kenny Dillingham (QB/TE)	
David Johnson (WR)	Tennessee (WR)
Dan Lanning (ILB/Recruit. Coord.)	Georgia (OLB)
Joe Lorig (ST Coord./OLB)	
Paul Randolph (DL)	
Ryan Silverfield (OL)	
Marcus Woodson (DB)	Auburn (DB)

2018 (Record: 8-6, 5-3 AAC/West Division Champions)

Coach	Next Stop
Chris Ball (Def. Coord.)	Northern Arizona (HC)
Kenny Dillingham (QB/TE)	Auburn (Off. Coord./QB)
Will Hall (Assoc. HC/TE)	Tulane (Off. Coord.)
Anthony Jones (RB)	
Desmond Lindsey (WR)	Arkansas State (RB)
Joe Lorig (ST Coord./OLB)	Penn State (ST Coord.)
Paul Randolph (DL)	Texas Tech (DL)
TJ Rushing (DB)	
Ryan Silverfield (Asst. HC/OL)	
Scott Symons (ILB)	Liberty (Def. Coord./S)

MEMPHIS COACHING STAFF



PB KEVIN CLUNE | LINEBACKERS

- ▶ Clune is in his second season on staff and first as an assistant coach.
- ▶ From 2014-17, he served as the defensive coordinator at Hawai'i (2014), Utah State (2015) and Oregon State (2016-17).
- ▶ In his first season at Oregon State, his defense held opponents to 50 fewer yards per game than the previous season and ranked fourth in passing yards per game and fifth in pass efficiency defense in the Pac-12.
- ▶ Clune has coached in five bowl games with two conference championship teams.



TIM EDWARDS | DEFENSIVE LINE

- ▶ Edwards enters his first season as the defensive line coach for the Tigers.
- ▶ Has been the defensive line coach for Louisiana (2011-15) and Buffalo (2015-18).
- ▶ At Buffalo, his defensive line racked up 54 sacks, ranking 25 in the FBS.
- ▶ Is one of three coaches on the Memphis staff to have NFL playing experience.
- ▶ Also spent time at Florida A&M and Hampton and was a part of teams that won four MEAC titles, made three FCS playoff appearances and claimed consecutive black college national championships.



ADAM FULLER | DEFENSIVE COORDINATOR

- ▶ Fuller served as the defensive coordinator at Wagner College, Chattanooga and Marshall.
- ▶ In 2018, the Thundering Herd ranked in the top-25 in more than 30 defensive categories, including ninth in rushing defense and eighth in sacks.
- ▶ Marshall was one of three programs to not allow a 100-yard rusher in 2018.
- ▶ The Thundering Herd finished 2018 ranked No. 22 in the country after a win in the Boca Raton Bowl.



PB KEVIN JOHNS | OFFENSIVE COORDINATOR/QUARTERBACKS

- ▶ Johns was named the offensive coordinator in January of 2019.
- ▶ He spent the 2018 season at Texas Tech and 2017 season at Western Michigan in the same role.
- ▶ Prior to Texas Tech and Western Michigan, Johns spent six seasons at Indiana where the Hoosiers rewrote 54 school records during his time there.
- ▶ In 2013, Indiana had five 1,000-yard receivers playing at the same time.
- ▶ Coached eight NFL draftees during his time in Bloomington.



ANTHONY JONES | RUNNING BACKS

- ▶ Jones enters his second full-time season as the running backs coach for Memphis. He first coached for Memphis in the 2017 Liberty Bowl game.
- ▶ Prior to Memphis, Jones spent five seasons as the head football coach at Cordova High School. Prior to that, he spent a season as the head coach at Westwood High School, his alma mater.
- ▶ Jones coached 75 players in six seasons that signed football scholarships.
- ▶ Attended UT Chattanooga and played wide receiver from 2004-07.



PETE LEMBO | ASSISTANT HEAD COACH/SPECIAL TEAMS COORD.

- ▶ A 2019 nominee for the Broyles Award
- ▶ Lembo joined the Memphis staff in January of 2019 after spending the last three seasons at Rice and Maryland.
- ▶ During his time at both stops, his special teams ranked among the best in the country. The 2018 Rice special teams ranked fifth in the FBS with just 16.12 kickoff return yards allowed.
- ▶ Lembo has 15 years of head coaching experience at Ball State, Elon and Lehigh.



PB TJ RUSHING | DEFENSIVE BACKS/PASS GAME COORDINATOR

- ▶ Rushing enters his second season coaching the defensive backs.
- ▶ A former Super Bowl champion with the Indianapolis Colts, Rushing is one of three Memphis coaches with playing experience in the NFL.
- ▶ Prior to Memphis, Rushing spent four of the last five seasons on the coaching staff at Arizona State where he tutored freshman All-America cornerback Chase Lucas.
- ▶ Rushing was a defensive assistant for Stanford when it finished No. 3 in both national polls, the highest AP ranking since winning the 1940 national championship.



RYAN SILVERFIELD | DEPUTY HC/OFFENSIVE LINE/RUN GAME COORD.

- ▶ Silverfield is the most tenured coach on head coach Mike Norvell's staff as he enters his fourth season at Memphis. Currently, Silverfield holds the role of deputy head coach, run game coordinator and the offensive line coach.
- ▶ Last season, Silverfield's offensive line was one of 10 semifinalists for the Joe Moore Award.
- ▶ During his first three seasons, Memphis' offensive line has blocked for the three most prolific offenses in program history.



JOHN SIMON | PASSING GAME COORDINATOR/WIDE RECEIVERS

- ▶ Simon joined the Memphis staff in January of 2019 as the passing game coordinator and the wide receivers coach.
- ▶ He is one of three coaches to compete in the NFL.
- ▶ The past two seasons, Simon spent the last two seasons as the associate head coach and running backs coach at Arizona State.
- ▶ Simon played at Louisiana Tech from 1998-2001 where he gained more than 4,000 all-purpose yards and caught a pass in a then-NCAA record 36 consecutive games.



PB TONY TOKARZ | TIGHT ENDS

- ▶ Tokarz was named the assistant coach for tight ends before Memphis' Birmingham Bowl bid in 2018.
- ▶ He has spent two stints on the Memphis staff, first coming to Memphis in 2014 and serving as a defensive staff assistant with the secondary.
- ▶ The Tigers claimed their first AAC championship that season and ranked 11th nationally in scoring defense.
- ▶ He graduated from Worcester State where he started three years at quarterback.

MEMPHIS DEPTH CHART

OFFENSE

QB	3	Brady White	6-3	205	R-Jr./1L	Newhall, Calif./Hart HS/Arizona State
	8	Connor Adair	6-4	200	R-So./1L	Trussville, Ala./Hewitt-Trussville HS
	7	Markevion Quinn	6-3	195	R-So./SQ	Ruleville, Miss./Ruleville Central/Pearl River CC
RB	6	Patrick Taylor Jr.	6-3	223	Sr./3L	Humble, Texas/Atascocita HS
	17	Kylan Watkins	5-11	178	R-So./SQ	Memphis, Tenn./Whitehaven HS
	21	Tim Taylor	5-10	213	R-So./1L	Memphis, Tenn./East HS
or	25	Rodrigues Clark	6-0	200	Fr./HS	Starkville, Miss./Starkville HS
TB	19	Kenneth Gainwell	5-11	195	R-Fr./1L	Yazoo City, Miss./Yazoo County HS
	1	Traveon Samuel	5-7	180	R-Sr./TR	Phenix City, Ala./Central HS/Louisville/Troy
WR	14	Antonio Gibson	6-2	221	Sr./1L	Stockbridge, Ga./Eagles Landing/East Central CC
	or	18	Tahj Washington	5-11	175	Fr./HS
WR	10	Damonte Coxie	6-3	200	R-Jr./2L	Reserve, La./East St. John HS
	80	Coye' Fairman	6-3	202	R-So./SQ	Humble, Texas/Atascocita HS
	81	Javon Ivory	6-2	196	Fr./HS	Grove Hill, Ala./Clarke County HS
WR	13	Kedarian Jones	6-1	189	R-Sr./3L	Dallas, Texas/Kimbrell HS
	or	84	Calvin Austin	5-9	162	R-So./1L
TE	86	Joey Magnifico	6-4	235	R-Sr./3L	Cordova, Tenn./St. Benedict at Auburndale HS
	45	Kame Wilson	6-7	262	R-Fr./SQ	Bessemer, Ala./Hueytown HS
or	88	Tyce Daniel	6-4	238	R-So./1L	Paducah, Ky./McCracken County HS
LT	77	Obinna Eze	6-8	303	R-So./1L	Nashville, Tenn./Davidson Academy
	58	Brian Thomas	6-4	310	Jr./TR	Baton Rouge, La./Scotlandville/Hutchinson CC
LG	56	Dylan Parham	6-3	273	R-So./1L	Carrollton, Ga./Carrollton HS
	73	Titus Jones	6-4	268	R-Fr./SQ	New Orleans, La./Edna Karr HS
C	53	Dustin Woodard	6-2	285	Sr./3L	Chandler, Ariz./Chandler HS
	74	Isaac Ellis	6-2	325	R-Fr./1L	Monroe, La./Carroll HS
RG	67	Manuel Orona-Lopez	6-3	291	R-Jr./1L	Phoenix, Ariz./Browne HS/Glendale CC
	71	Evan Fields	6-5	277	R-Fr./SQ	Sharpsburg, Ga./East Coweta HS
RT	79	Scottie Dill	6-7	295	R-Sr./3L	Eads, Tenn./Briarcrest Christian School
	75	Matt Dale	6-6	335	Jr./TR	Raymond, Miss./Kemper County HS/Hinds CC

DEFENSE

END	55	Bryce Huff	6-3	243	Sr./3L	Mobile, Ala./St. Paul's Episcopal
	13	Jalil Clemons	6-3	240	Fr./HS	Starkville, Miss./Starkville HS
	6	Kayode Oladele	6-4	250	R-Fr./SQ	Miami, Fla./Champagnat Catholic HS
NT	1	O'Bryan Goodson	6-1	297	Jr./2L	Batesville, Miss./South Panola HS
	93	Desmond Hawkins	6-5	294	R-Sr./1L	Memphis, Tenn./Craigmont HS/Hinds CC
or	90	John Tate	6-4	295	R-Jr./2L	Pine Bluff, Ark./Pine Bluff HS
DT	38	Jonathan Wilson	6-3	268	Sr./3L	Port Sulphur, La./South Plaquemines HS
	99	Braylon Brown	6-4	260	R-So./1L	Cordova, Tenn./Cordova HS
or	10	Morris Joseph	6-2	275	Jr./TR	Orange, Texas/West Orange-Stark HS/Iowa Western CC
FOX	94	Joseph Dorceus	6-0	277	R-Jr./2L	Spring, Texas/Spring HS
	5	Everitt Cunningham	6-2	250	Jr./TR	West Point, Miss./West Point HS/East Mississippi CC
MIKE	23	JJ Russell	6-1	210	Jr./2L	Grenada, Miss./Grenada HS
	35	Tim Hart	6-1	224	R-So./2L	Memphis, Tenn./Memphis University School
	3	Keith Brown	6-1	236	R-Jr./1L	Madison, Miss./Madison Central HS/Northwest Mississippi
WILL	25	Austin Hall	6-2	225	R-Sr./3L	Collierville, Tenn./Collierville HS
	8	Xavier Cullens	6-1	220	R-So./1L	Ecru, Miss./North Pontotoc HS
	3	Keith Brown	6-1	236	R-Jr./1L	Madison, Miss./Madison Central HS/Northwest Mississippi
STUD	40	Thomas Pickens	6-2	207	R-Jr./2L	Memphis, Tenn./MUS
	4	Josh Perry	6-2	200	R-Jr./2L	Amite, La./Amite HS
	30	Rodney Owens	6-0	199	R-So./TR	Nashville, Tenn./Ensworth HS/Iowa Western CC
CB	2	TJ Carter	5-11	190	Jr./2L	Nashville, Tenn./Stratford HS
	7	Chris Claybrooks	6-0	180	R-Sr./1L	Nashville, Tenn./McGavock HS/Fort Smith/Coahoma CC
FS	12	La'Andre Thomas	6-1	191	R-So./2L	Jackson, Miss./Wingfield HS
	15	Quindell Johnson	6-1	195	R-Fr./SQ	New Orleans, La./Edna Karr HS
SS	15	Quindell Johnson	6-1	195	R-Fr./SQ	New Orleans, La./Edna Karr HS
	22	Tyrez Lindsey	6-2	212	R-Jr./2L	Dothan, Ala./Dothan HS
	29	Carlito Gonzalez	6-1	195	R-So./2L	Stone Mountain, Ga./Gephenson HS
CB or	32	Jacobi Francis	5-10	186	R-Jr./2L	Covington, Ga./Newton HS
	11	Joey Bryant	6-1	180	Sr./TR	Liliha, Hawaii/Saint Louis HS/Arizona State
	7	Chris Claybrooks	6-0	180	R-Sr./1L	Nashville, Tenn./McGavock HS/Fort Smith/Coahoma CC

SPECIAL TEAMS

PK	36	Riley Patterson	6-0	180	Jr./2L	Edwardsville, Ill./Edwardsville HS
	37	Cross Holmes	5-10	210	Fr./HS	Aurora, Ill./Waubonsie Valley HS
P	48	Adam Williams	6-5	243	R-So./1L	Lebanon, Tenn./Wilson Central
LS	49	Treysen Neal	5-9	219	So./1L	Lake St. Louis, Mo./Wentzville Liberty HS
	or 42	Preston Brady	6-0	222	R-So./1L	Cordova, Tenn./Evangelical Christian School
H	42	Preston Brady	6-0	222	R-So./1L	Cordova, Tenn./Evangelical Christian School
PR	84	Calvin Austin	5-9	162	R-So./1L	Memphis, Tenn./Harding Academy
	or 1	Traveon Samuel	5-7	170	Sr./TR	Phenix City, Ala./Central HS/Louisville
KR	14	Antonio Gibson	6-2	221	Sr./1L	Stockbridge, Ga./Eagles Landing/East Central CC
	7	Chris Claybrooks	6-0	180	R-Sr./1L	Nashville, Tenn./McGavock HS/Fort Smith/Coahoma CC

PRONUNCIATION KEYS

Connor AdairAy-dare
Nehemiah Augustus NEE-uh-my-uh
John Broussard Brew-sard
Jalil Clemons JUH-LEEL
Damonte Coxie Coax-ee
Tyce DanielTyce rhymes with dice
Joseph Dorceus.....DOOR-see-us
Obinna Eze Oh-ben-uh Easy
Coye' Fairman.....COY
Raymond Frachhia Frock-Ee-uh

Quindell Johnson..... Quinn-dell
Kedarian Jones..... Kuh-dare-ee-in
Cortez Love Core-tez
Joey Magnifico..... Mag-nif-uh-co
Kayode Oladele..... Kai-you-day Oh-la-dell-lay
Manuel Orona-Lopez..... Manh-well Oh-row-na
Markevion Quinn..... Mar-key-vee-on
Traveon Samuel..... Tray-vee-on
La'Andre Thomas..... La-AHN-dre
Marquavius WeaverMar-kway-vee-us

PARTICIPATION

#	Name, Pos	'16	'17	'18	'19	Total
1	O'Bryan Goodson, DL	-	12/10	13/13	10/10	35/33
	Traveon Samuel, WR	-	-	-	11/0	11/0
2	T.J. Carter, DB	-	13/13	14/14	11/11	38/38
3	Keith Brown, LB	-	-	3/0	10/0	13/0
3	Brady White, QB	-	-	14/14	11/11	25/25
4	Josh Perry, DB	-	13/6	14/12	8/0	35/19
5	Sean Dykes, TE	10/1	13/8	13/8	4/3	40/20
5	Everitt Cunningham, DE	-	-	-	10/2	10/2
6	Kayode Oladele, DL	-	-	-	1/0	1/0
6	Patrick Taylor, RB	13/0	12/2	14/1	3/1	42/4
7	Chris Claybrooks, DB	-	-	13/0	6/0	19/0
8	Connor Adair, QB	-	-	2/0	5/0	7/0
8	Xavier Cullens, LB	-	-	6/0	10/3	16/3
9	John "Pop" Williams, WR	13/0	11/0	14/11	3/1	41/12
9	John Broussard	-	-	-	5/0	5/0
10	Damonte Coxie, WR	-	13/0	14/14	11/11	38/25
10	Morris Joseph, DL	-	-	-	11/0	11/0
11	Joey Bryant, DB	-	-	-	9/0	9/0
12	La'Andre Thomas, DB	-	12/0	4/2	11/11	27/13
13	Jalil Clemons, DL	-	-	-	10/0	10/0
13	Kedarian Jones, WR	8/2	13/0	14/1	11/10	46/13
14	Antonio Gibson, WR	-	-	14/0	11/7	25/7
15	Quindell Johnson, DB	-	-	1/0	11/4	12/4
16	Nehemiah Augustus, LB	-	13/0	14/0	10/0	37/0
17	Kylan Watkins, RB	-	-	-	11/1	11/1
18	Gabriel Rogers, DB	-	-	-	4/0	4/0
18	Tahj Washington, WR	-	-	-	3/0	3/0
19	Kenneth Gainwell, RB	-	-	4/0	11/10	15/10
21	Timothy Taylor, RB	-	-	5/0	6/0	11/0
22	Tyrez Lindsey, DB	-	11/4	14/14	11/0	36/18
23	JJ Russell, LB	-	11/0	14/12	11/11	36/23
24	Cameron Fleming, DB	-	-	2/0	3/0	5/0
25	Austin Hall, LB	11/11	13/13	14/14	10/10	48/48
25	Rodrigues Clark, RB	-	-	-	7/0	7/0
26	Cade Mashburn, LB	-	-	7/0	2/0	9/0
26	Marquavius Weaver, RB	-	-	5/0	6/0	11/0
28	Troy Hurst, DB	-	-	-	7/0	7/0
29	Carlito Gonzalez, DB	-	8/0	3/0	8/0	19/0
30	Rodney Owens, DB	-	-	-	9/0	9/0
32	Jacobi Francis, DB	-	12/0	14/3	11/11	37/14
34	Tyler Garvey, LB	-	-	10/0	9/0	19/0
35	Tim Hart, LB	-	13/10	14/3	11/3	38/14
36	Riley Patterson, PK	-	13/0	14/0	11/0	38/0
36	Ladarius Jordan, DB	-	1/0	-	3/0	4/0
37	Jaylon Allen, DE	-	-	-	8/0	8/0
38	Jonathan Wilson, DL	13/8	13/9	14/14	11/11	51/42
40	Thomas Pickens, DB	2/0	5/0	10/0	11/9	28/9
41	Sanchez Blake, DB	-	-	14/0	7/7	21/7
42	Preston Brady, H	-	-	14/0	11/0	25/0
44	Peyton Jones, DL	2/0	9/0	14/0	2/0	27/0
45	Kame Wilson, TE	-	-	-	10/1	10/1
46	Cole Mashburn, DE	-	-	-	4/0	4/0
47	Colton Cochran, DB	-	6/0	8/0	10/0	24/0
48	Adam Williams, P	-	-	14/0	11/0	25/0
49	Treysen Neal, LS	-	-	14/0	11/0	25/0
50	Jared Edwards, TE/OL	-	-	-	1/0	1/0
53	Dustin Woodard, OL	13/11	13/13	14/14	11/11	51/49
55	Bryce Huff, LB	11/0	13/3	14/8	11/11	49/22
56	Cortez Love, DL	-	-	3/0	3/0	6/0
56	Dylan Parham, OL	-	-	14/14	11/11	25/25
57	Nigel Brannon, DL	-	-	-	11/0	11/0
58	Brian Thomas, OL	-	-	-	2/0	2/0
67	Manuel Orona-Lopez, OL	-	-	3/0	11/11	14/11
71	Evan Fields, OL	-	-	-	6/0	6/0
72	Michael Denson, OL	-	-	-	1/0	1/0
73	Titus Jones, OL	-	-	-	9/0	9/0
74	Isaac Ellis, OL	-	-	3/0	11/0	14/0
75	Matt Dale, OL	-	-	-	1/0	1/0
76	Blaine Bishop, OL	-	-	-	1/0	1/0
77	Obinna Eze, OL	-	-	5/0	11/11	16/11
79	Scottie Dill, OL	13/0	13/0	14/0	11/11	51/11
80	Coye' Fairman, WR	-	-	-	5/0	5/0
81	Javon Ivory, WR	-	-	-	1/0	1/0
83	John Hassell, TE	-	-	-	8/0	8/0
84	Calvin Austin, WR	-	-	10/0	10/0	20/0
85	Chandler Stump, TE	-	5/0	5/0	-	10/0
86	Joey Magnifico, TE	13/3	13/8	14/12	11/10	50/33
87	Jeremy Tate, TE	-	-	-	1/0	1/0
88	Tyce Daniel, TE	-	-	8/0	9/0	17/0
90	John Tate, DL	-	13/1	14/1	11/0	38/2
93	Desmond Hawkins, DL	-	-	7/0	10/1	17/1
94	Joseph Dorceus, DL	-	11/0	14/1	11/9	36/10
95	Keith Brigham, DL	-	-	12/2	8/0	20/2
97	Wardalis Ducksworth, DL	-	-	-	2/0	2/0
99	Braylon Brown, DL	-	-	6/0	8/0	14/0

ALPHABETICAL

No.	Name	Pos.
8	Connor Adair	QB
37	Jaylon Allen	DE
16	Nehemiah Augustus	LB
84	Calvin Austin III	WR
76	Blaine Bishop	OL
41	Sanchez Blake Jr.	DB
68	Nathan Bradley	OL
42	Preston Brady	LS
57	Nigel Brannon	DL
95	Keith Brigham	DL
9	John Broussard	DB
99	Braylon Brown	DL
3	Keith Brown, Jr.	LB
11	Joey Bryant	DB
2	TJ Carter	DB
25	Rodrigues Clark	RB
7	Chris Claybrooks	DB
13	Jalil Clemons	DL
47	Colton Cochran	DB
10	Damonte Coxie	WR
8	Xavier Cullens	LB
5	Everitt Cunningham	DE
75	Matt Dale	OL
88	Tyce Daniel	TE
72	Michael Denson	OL
79	Scottie Dill	OL
94	Joseph Dorceus	DL
97	Wardalis Ducksworth	DL
5	Sean Dykes	TE
50	Jared Edwards	TE/OL
74	Isaac Ellis	OL
77	Obinna Eze	OL
80	Coye' Fairman	WR
71	Evan Fields	OL
24	Cameron Fleming	DB
16	Sky Forest	QB
45	Raymond Fracchia	DB
32	Jacobi Francis	DB
19	Kenneth Gainwell	RB
34	Tyler Garvey	LB
14	Antonio Gibson	WR
29	Carlito Gonzalez	DB
1	O'Bryan Goodson	DL
58	Will Gusmus	LB
25	Austin Hall	LB
35	Tim Hart	LB
83	John Hassell	TE
93	Desmond Hawkins	DL
37	Cross Holmes	PK
50	Joseph Honeysucker	DE
96	Trevis Hopper	DT
55	Bryce Huff	DE
28	Troy Hurst	DB
48	Dylan Ingram	RB
81	Javon Ivory	WR
44	Kendell Johnson	DB
15	Quindell Johnson	DB

NUMERICAL ROSTER

No.	Name	Pos.	Ht.	Wt.	Cl./Exp.	Hometown/Last School
1	O'Bryan Goodson	DL	6-1	297	Jr./2L	Batesville, Miss./South Panola HS
1	Traveon Samuel	WR	5-7	170	Sr./TR	Phenix City, Ala./Central HS/Louisville
2	TJ Carter	DB	5-11	190	Jr./2L	Nashville, Tenn./Stratford HS
3	Keith Brown, Jr.	LB	6-3	229	R-Jr./SQ	Madison, Miss./Madison Central/Northwest Mississippi CC
3	Brady White	QB	6-3	210	R-Jr./1L	Newhall, Calif./Hart HS/Arizona State
4	Josh Perry	LB	6-3	201	R-Jr./2L	Amite, La./Amite HS
5	Everitt Cunningham	DE	6-2	250	Jr./TR	West Point, Miss./West Point HS/East Mississippi CC
5	Sean Dykes	TE	6-2	224	Sr./3L	Houston, Texas/Manvel HS
6	Kayode Oladele	DL	6-4	250	R-Fr./SQ	Miami, Fla./Champagnat Catholic HS
6	Patrick Taylor Jr.	RB	6-3	225	Sr./3L	Humble, Texas/Atascocita HS
7	Chris Claybrooks	DB	6-0	180	R-Sr./1L	Nashville, Tenn./McGavock HS/Fort Scott/Coahoma CC
7	Markevion Quinn	QB	6-3	195	R-So./SQ	Ruleville, Miss./Ruleville Central/Pearl River CC
8	Connor Adair	QB	6-4	184	R-So./1L	Trussville, Ala./Hewitt-Trussville HS
8	Xavier Cullens	LB	6-1	225	R-So./SQ	Ecru, Miss./North Pontotoc HS
9	John Broussard	DB	6-1	190	Jr./TR	Phenix City, Ala./Central HS/Auburn
9	John "Pop" Williams	WR	5-9	170	Sr./3L	Destrehan, La./Destrehan HS
10	Damonte Coxie	WR	6-3	200	R-Jr./2L	Reserve, La./East St. John
10	Morris Joseph	DL	6-2	275	Jr./TR	Orange, Texas/West Orange-Stark HS/Iowa Western CC
11	Joey Bryant	DB	6-1	185	Sr./TR	Liliha, Hawai'i/Saint Louis/Mt. San Antonio Col./Arizona State
11	Sheldon Layman	QB	6-1	190	Fr./HS	Mobile, Ala./McGill-Toolen Catholic
12	La'Andre Thomas	DB	6-1	191	R-So./2L	Jackson, Miss./Wingfield HS
13	Jalil Clemons	DL	6-3	240	Fr./HS	Starkville, Miss./Starkville HS
13	Kedarian Jones	WR	6-1	189	R-Sr./3L	Dallas, Texas/Kimball HS
14	Antonio Gibson	WR	6-2	221	Sr./1L	Stockbridge, Ga./Eagles Landing/East Central CC
15	Quindell Johnson	DB	6-1	195	R-Fr./SQ	New Orleans, La./Edna Karr
15	Drew Martin	TE	6-3	230	Fr./HS	North Little Rock, Ark./North Little Rock HS
16	Nehemiah Augustus	LB	6-0	208	R-Jr./2L	Patterson, La./Patterson HS
16	Sky Forest	QB	6-5	205	Fr./HS	Memphis, Tenn./Lausanne Collegiate HS
17	Kylan Watkins	RB	5-11	170	R-So./SQ	Memphis, Tenn./Whitehaven HS/UT Martin
18	Gabriel Rogers	DB	6-0	190	Jr./TR	Jackson, Miss./Callway HS/Jones County JC
18	Tahj Washington	WR	5-11	175	Fr./HS	Marshall, Texas/Marshall HS
19	Kenneth Gainwell	RB	5-11	195	R-Fr./1L	Yazoo City, Miss./Yazoo County
21	Timothy Taylor	RB	5-10	213	R-So./1L	Memphis, Tenn./East HS
22	Tyrez Lindsey	DB	6-2	212	R-Jr./2L	Dothan, Ala./Dothan HS
23	JJ Russell	LB	6-1	225	Jr./2L	Grenada, Miss./Grenada HS
24	Cameron Fleming	DB	5-7	172	R-Fr./1L	Cedar Hill, Texas/Cedar Hill
25	Rodrigues Clark	RB	6-0	200	Fr./HS	Starkville, Miss./Starkville HS
25	Austin Hall	LB	6-2	217	R-Sr./3L	Collierville, Tenn./Collierville HS
26	Cade Mashburn	LB	6-2	220	R-So./1L	Norman, Okla./Norman North HS
26	Marquavius Weaver	RB	5-10	211	R-So./1L	Bartlett, Tenn./Bartlett HS
28	Troy Hurst	DB	6-2	190	R-Fr./SQ	Greensburg, La./St. Helena Central
29	Carlito Gonzalez	DB	6-1	195	R-So./2L	Stone Mountain, Ga./Gephenson HS
30	Rodney Owens	DB	6-0	180	Jr./TR	Nashville, Tenn./Ensworth HS/Iowa Western CC
32	Jacobi Francis	DB	5-10	180	R-Jr./2L	Covington, Ga./Newton HS
33	Jashon Watkins-Perkins	DB	6-4	200	Fr./HS	Nashville, Tenn./East Nashville Magnet
34	Tyler Garvey	LB	6-1	211	R-Fr./SQ	Collierville, Tenn./Collierville HS
35	Tim Hart	LB	6-1	229	R-Jr./2L	Memphis, Tenn./Memphis University School
36	Ladarius Jordan	DB	5-10	174	R-Sr./SQ	Cordova, Tenn./St. Benedict at Auburndale HS
36	Riley Patterson	PK	5-11	188	Jr./2L	Edwardsville, Ill./Edwardsville HS
37	Jaylon Allen	DE	6-2	238	R-Fr./SQ	Humble, Texas/Atascocita HS
37	Cross Holmes	K	5-10	210	Fr./HS	Aurora, Ill./Waubonsie Valley HS
38	Jordan Monk	WR	5-11	160	Fr./HS	Germantown, Tenn./Houston HS
38	Jonathan Wilson	DL	6-3	268	Sr./3L	Port Sulphur, La./South Plaquemines HS
39	Harold Nash III	DB	5-10	172	Fr./HS	West Bloomfield, Mich./St. Mary's HS/Fork Union Military
40	Thomas Pickens	LB	6-2	207	R-Jr./2L	Memphis, Tenn./Memphis University School
41	Sanchez Blake Jr.	DB	6-0	200	R-So./1L	Olive Branch, Miss./Olive Branch HS
42	Preston Brady	LS	6-0	222	R-So./1L	Cordova, Tenn./Evangelical Christian School

NUMERICAL ROSTER

No.	Name	Pos.	Ht.	Wt.	Cl./Exp.	Hometown/Last School
42	Devon Starling	RB	6-0	190	Fr./HS	Antioch, Tenn./Cane Ridge HS
43	Mario Nolan-Dillard	RB	5-10	201	So./SQ	Memphis, Tenn./Lausanne/Naval Academy Prep School
43	Ja'Len Sims	LB	6-2	225	Fr./HS	Fultondale, Ala./Fultondale HS
44	Kendell Johnson	DB	5-9	196	R-Fr./SQ	New Orleans, La./Edna Karr HS
44/52	Peyton Jones	OL	6-6	301	R-Sr./3L	Memphis, Tenn./Memphis University School
45	Raymond Fracchia	DB	5-11	170	Fr./HS	Memphis, Tenn./Christian Brothers HS
45	Kame Wilson	TE	6-7	262	R-Fr./SQ	Bessemer, Ala./Hueytown HS
46	Cole Mashburn	DE	6-3	245	Fr./HS	Norman, Okla./Norman North HS
47	Colton Cochran	DB	6-0	202	R-Jr./2L	Memphis, Tenn./St. Benedict at Auburndale High School
48	Dylan Ingram	RB	6-0	227	Fr./HS	Memphis, Tenn./Central HS
48	Adam Williams	P	6-5	243	R-So./1L	Lebanon, Tenn./Wilson Central
49	Treysen Neal	LS	5-9	219	So./1L	St. Louis, Mo./Wentzville Liberty HS
50	Jared Edwards	TE/OL	6-4	256	R-Fr./SQ	Evensville, Tenn./Rhea County HS
50	Joseph Honeysucker	DE	6-3	235	Fr./HS	Nashville, Tenn./Hillsboro
52	Matt Rhodes	LB	5-11	230	Fr./HS	Memphis, Tenn./Memphis University School
53	Dustin Woodard	OL	6-2	295	Sr./3L	Chandler, Ariz./Chandler HS
54	J'Len Smith	DL	6-2	246	R-So./SQ	Memphis, Tenn./Whitehaven HS
55	Bryce Huff	DE	6-3	250	Sr./3L	Mobile, Ala./St. Paul's Episcopal
56	Cortez Love	DE	6-3	245	R-Fr./1L	Memphis, Tenn./Lausanne Collegiate School
56	Dylan Parham	OL	6-3	285	R-So./1L	Carrollton, Ga./Carrollton HS
57	Nigel Brannon	DL	6-5	333	R-Fr./SQ	Oklahoma City, Okla./John Marshall
58	Will Gusmus	LB	6-1	195	Fr./HS	Germantown, Tenn./Houston HS
58	Brian Thomas	OL	6-4	310	Jr./TR	Baton Rouge, La./Scotlandville/Hutchinson CC
61	Josh Northcutt	OL	6-5	320	R-Fr./SQ	Selmer, Tenn./McNairy Central HS
67	Manuel Orona-Lopez	OL	6-3	291	R-Jr./1L	Phoenix, Ariz./Browne HS/Glendale CC
68	Nathan Bradley	OL	6-3	325	Fr./HS	Millington, Tenn./Tipton-Rosemark Academy
70	Jacob Likes	OL	6-2	280	Fr./HS	Memphis, Tenn./Christian Brothers HS
71	Evan Fields	OL	6-5	295	R-Fr./SQ	Sharpsburg, Ga./East Coweta
72	Michael Denson	OL	6-5	275	So./TR	Rockwall, Texas/Rockwall-Heath/Tyler JC
73	Titus Jones	OL	6-4	295	R-Fr./SQ	New Orleans, La./Edna Karr
74	Isaac Ellis	OL	6-2	308	R-Fr./1L	Monroe, La./Carroll HS
75	Matt Dale	OL	6-6	320	Jr./TR	Raymond, Miss./Kemper County HS/Hinds CC
76	Blaine Bishop	OL	6-3	286	R-Fr./SQ	Tallahassee, Fla./North Florida Christian
77	Obinna Eze	OL	6-8	315	R-So./1L	Nashville, Tenn./Davidson Academy
79	Scottie Dill	OL	6-7	300	R-Sr./3L	Eads, Tenn./Briarcrest Christian School
80	Coye' Fairman	WR	6-3	202	R-So./SQ	Humble, Texas/Atascocita HS
81	Javon Ivory	WR	6-2	180	Fr./HS	Grove Hill, Ala./Clarke County HS
83	John Hassell	TE	6-3	240	R-So./SQ	Collierville, Tenn./Collierville HS
84	Calvin Austin III	WR	5-9	162	R-So./1L	Memphis, Tenn./Harding Academy
85	Chandler Stump	TE	6-3	240	R-Jr./2L	Franklin, Tenn./Centennial HS
86	Joey Magnifico	TE	6-4	240	R-Sr./3L	Cordova, Tenn./St. Benedict at Auburndale HS
87	Jeremy Tate Jr.	WR	6-4	220	R-Fr./SQ	Columbus, Miss./New Hope
88	Tyce Daniel	TE	6-4	240	R-So./1L	Paducah, Ky./McCracken County HS
89	Tyler "TJ" Moore	WR	5-10	163	R-So./HS	Olive Branch, Miss./Olive Branch HS
90	John Tate IV	DL	6-4	295	R-Jr./2L	Pine Bluff, Ark./Pine Bluff HS
92	Jeremiah Maclin	DE	6-1	234	Jr./SQ	Southaven, Miss./Southaven HS/Itawamba CC
93	Desmond Hawkins	DL	6-5	294	R-Sr./1L	Memphis, Tenn./Craigmont HS/Hinds CC
94	Joseph Dorceus	DL	6-0	277	R-Jr./2L	Spring, Texas/Spring HS
95	Keith Brigham	DL	6-3	281	Sr./1L	Normal, Ill./West/Pima CC
96	Trevis Hopper	DL	6-2	260	Fr./HS	Memphis, Tenn./Central HS
97	Wardalis Ducksworth	DL	6-4	246	Jr./TR	Mize, Miss./Mize HS/Jones County JC
99	Braylon Brown	DL	6-5	283	R-So./1L	Cordova, Tenn./Cordova HS

ALPHABETICAL

No.	Name	Pos.
13	Kedarian Jones	WR
44/52	Peyton Jones	OL
73	Titus Jones	OL
36	Ladarius Jordan	DB
10	Morris Joseph	DL
11	Sheldon Layman	QB
70	Jacob Likes	OL
22	Tyrez Lindsey	DB
56	Cortez Love	DE
92	Jeremiah Maclin	DE
86	Joey Magnifico	TE
15	Drew Martin	TE
26	Cade Mashburn	LB
46	Cole Mashburn	DE
38	Jordan Monk	WR
89	Tyler "TJ" Moore	WR
39	Harold Nash III	DB
49	Treysen Neal	LS
43	Mario Nolan-Dillard	RB
61	Josh Northcutt	OL
6	Kayode Oladele	DL
67	Manuel Orona-Lopez	OL
30	Rodney Owens	DB
56	Dylan Parham	OL
36	Riley Patterson	PK
4	Josh Perry	LB
40	Thomas Pickens	LB
7	Markevion Quinn	QB
52	Matt Rhodes	LB
18	Gabriel Rogers	DB
23	JJ Russell	LB
1	Traveon Samuel	WR
43	Ja'Len Sims	LB
54	J'Len Smith	DL
42	Devon Starling	RB
85	Chandler Stump	TE
90	John Tate IV	DL
87	Jeremy Tate Jr.	WR
6	Patrick Taylor Jr.	RB
21	Timothy Taylor	RB
58	Brian Thomas	OL
12	La'Andre Thomas	DB
18	Tahj Washington	WR
17	Kylan Watkins	RB
33	Jashon Watkins-Perkins	DB
26	Marquavius Weaver	RB
3	Brady White	QB
48	Adam Williams	P
9	John "Pop" Williams	WR
38	Jonathan Wilson	DL
45	Kame Wilson	TE
53	Dustin Woodard	OL

GAME 1 | RV MEMPHIS 15, OLE MISS 10 | AUG. 31



MEMPHIS, Tenn. – On fourth-and-2 near midfield with three minutes left in Saturday’s game between the University of Memphis and Ole Miss, Tigers coach Mike Norvell had a decision to make.

Leading by five points, Norvell’s options were to punt the ball with hopes of pinning the Rebels inside the 10-yard line or to go for it. Norvell quickly asked new defensive coordinator Adam Fuller his opinion.

“He said ‘Go win it,’” Norvell said.

Emboldened by Fuller’s enthusiastic response, Norvell called for a shovel pass, which quarterback Brady White deftly tossed to running back Kenneth Gainwell. Gainwell cut inside for a four-yard gain and a first down at the Ole Miss 43 and the Tigers ran out the remainder of the clock for a 15-10 victory before 44,107 at Liberty Bowl Memorial Stadium.

White, who passed for 172 yards and rushed for a touchdown, said the offense was “very confident” in the shovel pass.

“I was ready to go (with it),” White said. “I was standing out there waiting for it (to be called). I went through my pre-snap reads and saw we were going to get a pretty good look at it.”

The key play followed a safety by Memphis linebacker Bryce Huff with 6:27 to go when Huff tackled Ole Miss quarterback Matt Corral in the end zone to extend the Tigers’ lead to five points. Ole Miss never gained possession again.

Patrick Taylor, like White, had a 1-yard touchdown run. He also rushed for 128 yards on 27 carries, followed by Gainwell, who finished with 77 yards on 16 attempts.

But much of the credit for the season-opening victory belonged to a Memphis defense that limited Ole Miss to 173 yards, including only 80 rushing. Midway through the second half, the Rebels had negative rushing yardage. Ole Miss finished with only 13 first downs and were 1-of-10 on third-down conversions.

Leading 13-0 at the half, the Tigers opened the second half as if they were going to deliver a knockout blow.

On the third play of the half, Taylor, lined up in the Wildcat formation, took the direct snap and ran 47 yards for a touchdown. The TD was negated, however, after a challenge by Ole Miss confirmed Taylor’s elbow had touched the ground at the Rebels 44. The drive ended on an interception.

Ole Miss surpassed 100 total yards – and got its first score – late in the third quarter. A 36-yard pass from Corral to Elijah Moore gave the Rebels a first down at the Memphis 23. Four plays later, Luke Logan booted a 35-yard field goal to trim the Tigers’ lead to 13-3.

Early in the fourth quarter, the Rebels converted on fourth-and-2 from the Memphis 35, a key play in a drive that resulted in Ole Miss’ first touchdown: a 1-yard run by Scottie Phillips. The TD made it Memphis 13, Ole Miss 10 with 11:49 to go.

The Tigers used their special teams, and defense, to extend their lead to 15-0 with 6:27 left. After an Adam Williams punt was downed at the Ole Miss 2, Huff broke through untouched to tackle Corral in the end zone.

Neither team was able to generate much offense in the opening half. With five minutes remaining in the second quarter, the Rebels did not have a rushing yard and only 43 total yards.

Memphis got its first touchdown of the half on 1-yard keeper by White. The 13-play drive was aided by two third-down conversions via Ole Miss penalties and a conventional conversion by Taylor on an 11-yard run on third-and-11 from the Rebel 41.

The Tigers scored again during the closing minute of the half on another 1-yard run, this one by Taylor. Taylor was briefly stopped at the line of scrimmage, before bouncing outside for the TD. The scoring drive began at the Ole Miss 37 following a 21-yard punt return by John ‘Pop’ Williams.

The Tigers limited the Rebels to 42 total yards in the opening half. Memphis amassed 172, including 125 on the ground. Taylor had 87 yards at halftime.

GAME STATISTICS

	OM	MEM
Score	10	15
FIRST DOWNS	13	22
RUSHES-YARDS (NET)	33-80	51-192
PASSING YDS (NET)	93	172
Passes Att-Comp-Int	19-9-1	31-23-1
TOTAL OFFENSE PLAYS-YARDS	52-173	82-364
Fumble Returns-Yards	0-0	0-0
Punt Returns-Yards	2-2	3-27
Kickoff Returns-Yards	1-25	3-51
Interception Returns-Yards	1-4	1-0
Punts (Number-Avg)	5-46.8	6-43.8
Fumbles-Lost	0-0	1-8
Penalties-Yards	3-35	10-75
Possession Time	21:19	38:41
Third-Down Conversions	1 of 10	6 of 17
Fourth-Down Conversions	1 of 2	3 of 5
Red-Zone Scores-Chances	2-2	2-3

	OM	MEM
Score	10	15
FIRST DOWNS	13	22
RUSHES-YARDS (NET)	33-80	51-192
PASSING YDS (NET)	93	172
Passes Att-Comp-Int	19-9-1	31-23-1
TOTAL OFFENSE PLAYS-YARDS	52-173	82-364
Fumble Returns-Yards	0-0	0-0
Punt Returns-Yards	2-2	3-27
Kickoff Returns-Yards	1-25	3-51
Interception Returns-Yards	1-4	1-0
Punts (Number-Avg)	5-46.8	6-43.8
Fumbles-Lost	0-0	1-8
Penalties-Yards	3-35	10-75
Possession Time	21:19	38:41
Third-Down Conversions	1 of 10	6 of 17
Fourth-Down Conversions	1 of 2	3 of 5
Red-Zone Scores-Chances	2-2	2-3

	OM	MEM
Score	10	15
FIRST DOWNS	13	22
RUSHES-YARDS (NET)	33-80	51-192
PASSING YDS (NET)	93	172
Passes Att-Comp-Int	19-9-1	31-23-1
TOTAL OFFENSE PLAYS-YARDS	52-173	82-364
Fumble Returns-Yards	0-0	0-0
Punt Returns-Yards	2-2	3-27
Kickoff Returns-Yards	1-25	3-51
Interception Returns-Yards	1-4	1-0
Punts (Number-Avg)	5-46.8	6-43.8
Fumbles-Lost	0-0	1-8
Penalties-Yards	3-35	10-75
Possession Time	21:19	38:41
Third-Down Conversions	1 of 10	6 of 17
Fourth-Down Conversions	1 of 2	3 of 5
Red-Zone Scores-Chances	2-2	2-3

	OM	MEM
Score	10	15
FIRST DOWNS	13	22
RUSHES-YARDS (NET)	33-80	51-192
PASSING YDS (NET)	93	172
Passes Att-Comp-Int	19-9-1	31-23-1
TOTAL OFFENSE PLAYS-YARDS	52-173	82-364
Fumble Returns-Yards	0-0	0-0
Punt Returns-Yards	2-2	3-27
Kickoff Returns-Yards	1-25	3-51
Interception Returns-Yards	1-4	1-0
Punts (Number-Avg)	5-46.8	6-43.8
Fumbles-Lost	0-0	1-8
Penalties-Yards	3-35	10-75
Possession Time	21:19	38:41
Third-Down Conversions	1 of 10	6 of 17
Fourth-Down Conversions	1 of 2	3 of 5
Red-Zone Scores-Chances	2-2	2-3

	OM	MEM
Score	10	15
FIRST DOWNS	13	22
RUSHES-YARDS (NET)	33-80	51-192
PASSING YDS (NET)	93	172
Passes Att-Comp-Int	19-9-1	31-23-1
TOTAL OFFENSE PLAYS-YARDS	52-173	82-364
Fumble Returns-Yards	0-0	0-0
Punt Returns-Yards	2-2	3-27
Kickoff Returns-Yards	1-25	3-51
Interception Returns-Yards	1-4	1-0
Punts (Number-Avg)	5-46.8	6-43.8
Fumbles-Lost	0-0	1-8
Penalties-Yards	3-35	10-75
Possession Time	21:19	38:41
Third-Down Conversions	1 of 10	6 of 17
Fourth-Down Conversions	1 of 2	3 of 5
Red-Zone Scores-Chances	2-2	2-3

	OM	MEM
Score	10	15
FIRST DOWNS	13	22
RUSHES-YARDS (NET)	33-80	51-192
PASSING YDS (NET)	93	172
Passes Att-Comp-Int	19-9-1	31-23-1
TOTAL OFFENSE PLAYS-YARDS	52-173	82-364
Fumble Returns-Yards	0-0	0-0
Punt Returns-Yards	2-2	3-27
Kickoff Returns-Yards	1-25	3-51
Interception Returns-Yards	1-4	1-0
Punts (Number-Avg)	5-46.8	6-43.8
Fumbles-Lost	0-0	1-8
Penalties-Yards	3-35	10-75
Possession Time	21:19	38:41
Third-Down Conversions	1 of 10	6 of 17
Fourth-Down Conversions	1 of 2	3 of 5
Red-Zone Scores-Chances	2-2	2-3

	OM	MEM
Score	10	15
FIRST DOWNS	13	22
RUSHES-YARDS (NET)	33-80	51-192
PASSING YDS (NET)	93	172
Passes Att-Comp-Int	19-9-1	31-23-1
TOTAL OFFENSE PLAYS-YARDS	52-173	82-364
Fumble Returns-Yards	0-0	0-0
Punt Returns-Yards	2-2	3-27
Kickoff Returns-Yards	1-25	3-51
Interception Returns-Yards	1-4	1-0
Punts (Number-Avg)	5-46.8	6-43.8
Fumbles-Lost	0-0	1-8
Penalties-Yards	3-35	10-75
Possession Time	21:19	38:41
Third-Down Conversions	1 of 10	6 of 17
Fourth-Down Conversions	1 of 2	3 of 5
Red-Zone Scores-Chances	2-2	2-3

	OM	MEM
Score	10	15
FIRST DOWNS	13	22
RUSHES-YARDS (NET)	33-80	51-192
PASSING YDS (NET)	93	172
Passes Att-Comp-Int	19-9-1	31-23-1
TOTAL OFFENSE PLAYS-YARDS	52-173	82-364
Fumble Returns-Yards	0-0	0-0
Punt Returns-Yards	2-2	3-27
Kickoff Returns-Yards	1-25	3-51
Interception Returns-Yards	1-4	1-0
Punts (Number-Avg)	5-46.8	6-43.8
Fumbles-Lost	0-0	1-8
Penalties-Yards	3-35	10-75
Possession Time	21:19	38:41
Third-Down Conversions	1 of 10	6 of 17
Fourth-Down Conversions	1 of 2	3 of 5
Red-Zone Scores-Chances	2-2	2-3

	OM	MEM
Score	10	15
FIRST DOWNS	13	22
RUSHES-YARDS (NET)	33-80	51-192
PASSING YDS (NET)	93	172
Passes Att-Comp-Int	19-9-1	31-23-1
TOTAL OFFENSE PLAYS-YARDS	52-173	82-364
Fumble Returns-Yards	0-0	0-0
Punt Returns-Yards	2-2	3-27
Kickoff Returns-Yards	1-25	3-51
Interception Returns-Yards	1-4	1-0
Punts (Number-Avg)	5-46.8	6-43.8
Fumbles-Lost	0-0	1-8
Penalties-Yards	3-35	10-75
Possession Time	21:19	38:41
Third-Down Conversions	1 of 10	6 of 17
Fourth-Down Conversions	1 of 2	3 of 5
Red-Zone Scores-Chances	2-2	2-3

	OM	MEM
Score	10	15
FIRST DOWNS	13	22
RUSHES-YARDS (NET)	33-80	51-192
PASSING YDS (NET)	93	172
Passes Att-Comp-Int	19-9-1	31-23-1
TOTAL OFFENSE PLAYS-YARDS	52-173	82-364
Fumble Returns-Yards	0-0	0-0
Punt Returns-Yards	2-2	3-27
Kickoff Returns-Yards	1-25	3-51
Interception Returns-Yards	1-4	1-0
Punts (Number-Avg)	5-46.8	6-43.8
Fumbles-Lost	0-0	1-8
Penalties-Yards	3-35	10-75
Possession Time	21:19	38:41
Third-Down Conversions	1 of 10	6 of 17
Fourth-Down Conversions	1 of 2	3 of 5
Red-Zone Scores-Chances	2-2	2-3

	OM	MEM
Score	10	15
FIRST DOWNS	13	22
RUSHES-YARDS (NET)	33-80	51-192
PASSING YDS (NET)	93	172
Passes Att-Comp-Int	19-9-1	31-23-1
TOTAL OFFENSE PLAYS-YARDS	52-173	82-364
Fumble Returns-Yards	0-0	0-0
Punt Returns-Yards	2-2	3-27
Kickoff Returns-Yards	1-25	3-51
Interception Returns-Yards	1-4	1-0
Punts (Number-Avg)	5-46.8	6-43.8
Fumbles-Lost	0-0	1-8
Penalties-Yards	3-35	10-75
Possession Time	21:19	38:41
Third-Down Conversions	1 of 10	6 of 17
Fourth-Down Conversions	1 of 2	3 of 5
Red-Zone Scores-Chances	2-2	2-3

	OM	MEM
Score	10	15
FIRST DOWNS	13	22
RUSHES-YARDS (NET)	33-80	51-192
PASSING YDS (NET)	93	172
Passes Att-Comp-Int	19-9-1	31-23-1
TOTAL OFFENSE PLAYS-YARDS	52-173	82-364
Fumble Returns-Yards	0-0	0-0
Punt Returns-Yards	2-2	3-27
Kickoff Returns-Yards	1-25	3-51
Interception Returns-Yards	1-4	1-0
Punts (Number-Avg)	5-46.8	6-43.8
Fumbles-Lost	0-0	1-8
Penalties-Yards	3-35	10-75
Possession Time	21:19	38:41
Third-Down Conversions	1 of 10	6 of 17
Fourth-Down Conversions	1 of 2	3 of 5
Red-Zone Scores-Chances	2-2	2-3

	OM	MEM
Score	10	15
FIRST DOWNS	13	22
RUSHES-YARDS (NET)	33-80	51-192
PASSING YDS (NET)	93	172
Passes Att-Comp-Int	19-9-1	31-23-1
TOTAL OFFENSE PLAYS-YARDS	52-173	82-364
Fumble Returns-Yards	0-0	0-0
Punt Returns-Yards	2-2	3-27
Kickoff Returns-Yards	1-25	3-51
Interception Returns-Yards	1-4	1-0
Punts (Number-Avg)	5-46.8	6-43.8
Fumbles-Lost	0-0	1-8
Penalties-Yards	3-35	10-75
Possession Time	21:19	38:41
Third-Down Conversions	1 of 10	6 of 17
Fourth-Down Conversions	1 of 2	3 of 5
Red-Zone Scores-Chances	2-2	2-3

	OM	MEM
Score	10	15
FIRST DOWNS	13	22
RUSHES-YARDS (NET)	33-80	51-192
PASSING YDS (NET)	93	172
Passes Att-Comp-Int	19-9-1	31-23-1
TOTAL OFFENSE PLAYS-YARDS	52-173	82-364
Fumble Returns-Yards	0-0	0-0
Punt Returns-Yards	2-2	3-27
Kickoff Returns-Yards	1-25	3-51
Interception Returns-Yards	1-4	1-0
Punts (Number-Avg)	5-46.8	6-43.8
Fumbles-Lost	0-0	1-8
Penalties-Yards	3-35	10-75
Possession Time	21:19	38:41
Third-Down Conversions	1 of 10	6 of 17
Fourth-Down Conversions	1 of 2	3 of 5
Red-Zone Scores-Chances	2-2	2-3

	OM	MEM
Score	10	15
FIRST DOWNS	13	22
RUSHES-YARDS (NET)	33-80	51-192
PASSING YDS (NET)	93	172
Passes Att-Comp-Int	19-9-1	31-23-1
TOTAL OFFENSE PLAYS-YARDS	52-173	82-364
Fumble Returns-Yards	0-0	0-0
Punt Returns-Yards	2-2	3-27
Kickoff Returns-Yards	1-25	3-51
Interception Returns-Yards	1-4	1-0
Punts (Number-Avg)	5-46.8	6-43.8
Fumbles-Lost	0-0	1-8
Penalties-Yards	3-35	10-75
Possession Time	21:19	38:41
Third-Down Conversions	1 of 10	6 of 17
Fourth-Down Conversions	1 of 2	3 of 5
Red-Zone Scores-Chances	2-2	2-3

	OM	MEM
Score	10	15
FIRST DOWNS	13	22
RUSHES-YARDS (NET)	33-80	51-192
PASSING YDS (NET)	93	172
Passes Att-Comp-Int	19-9-1	31-23-1
TOTAL OFFENSE PLAYS-YARDS	52-173	82-364
Fumble Returns-Yards	0-0	0-0
Punt Returns-Yards	2-2	3-27
Kickoff Returns-Yards	1-25	3-51
Interception Returns-Yards	1-4	1-0
Punts (Number-Avg)	5-46.8	6-43.8
Fumbles-Lost	0-0	1-8
Penalties-Yards	3-35	10-75
Possession Time	21:19	38:41
Third-Down Conversions	1 of 10	6 of 17
Fourth-Down Conversions	1 of 2	3 of 5
Red-Zone Scores-Chances	2-2	2-3

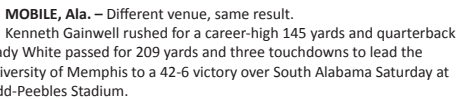
	OM	MEM
Score	10	15
FIRST DOWNS	13	22
RUSHES-YARDS (NET)	33-80	51-192
PASSING YDS (NET)	93	172
Passes Att-Comp-Int	19-9-1	31-23-1
TOTAL OFFENSE PLAYS-YARDS	52-173	82-364
Fumble Returns-Yards	0-0	0-0
Punt Returns-Yards	2-2	3-27
Kickoff Returns-Yards	1-25	3-51
Interception Returns-Yards	1-4	1-0
Punts (Number-Avg)	5-46.8	6-43.8
Fumbles-Lost	0-0	1-8
Penalties-Yards	3-35	10-75
Possession Time	21:19	38:41
Third-Down Conversions	1 of 10	6 of 17
Fourth-Down Conversions	1 of 2	3 of 5
Red-Zone Scores-Chances	2-2	2-3

	OM	MEM
Score	10	15
FIRST DOWNS	13	22
RUSHES-YARDS (NET)	33-80	51-192
PASSING YDS (NET)	93	172
Passes Att-Comp-Int	19-9-1	31-23-1
TOTAL OFFENSE PLAYS-YARDS	52-173	82-364
Fumble Returns-Yards	0-0	0-0
Punt Returns-Yards	2-2	3-27
Kickoff Returns-Yards	1-25	3-51
Interception Returns-Yards	1-4	1-0
Punts (Number-Avg)	5-46.8	6-43.8
Fumbles-Lost	0-0	1-8
Penalties-Yards	3-35	10-75
Possession Time	21:19	38:41
Third-Down Conversions	1 of 10	6 of 17
Fourth-Down Conversions	1 of 2	3 of 5
Red-Zone Scores-Chances	2-2	2-3

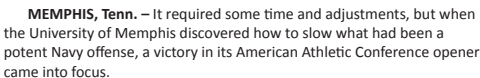
	OM	MEM
Score	10	15
FIRST DOWNS	13	22
RUSHES-YARDS (NET)	33-80	51-192
PASSING YDS (NET)	93	172
Passes Att-Comp-Int	19-9-1	31-23-1
TOTAL OFFENSE PLAYS-YARDS	52-173	82-364
Fumble Returns-Yards	0-0	0-0
Punt Returns-Yards	2-2	3-27
Kickoff Returns-Yards	1-25	3-51
Interception Returns-Yards	1-4	1-0
Punts (Number-Avg)	5-46.8	6-43.8
Fumbles-Lost	0-0	1-8
Penalties-Yards	3-35	10-75
Possession Time	21:19	38:41
Third-Down Conversions	1 of 10	6 of 17
Fourth-Down Conversions	1 of 2	3 of 5
Red-Zone Scores-Chances	2-2	2-3

	OM	MEM
Score	10	15
FIRST DOWNS	13	22
RUSHES-YARDS (NET)	33-80	51-192
PASSING YDS (NET)	93	172
Passes Att-Comp-Int	19-9-1	31-23-1
TOTAL OFFENSE PLAYS-YARDS	52-173	82-364
Fumble Returns-Yards	0-0	0-0
Punt Returns-Yards	2-2	3-27
Kickoff Returns-Yards	1-25	3-51
Interception Returns-Yards	1-4	1-0
Punts (Number-Avg)	5-46.8	6-43.8
Fumbles-Lost	0-0	1-8
Penalties-Yards	3-35	10-75
Possession Time	21:19</	

GAME 4 | RV MEMPHIS 35, RV NAVY 23 | SEPT. 26 —



Memphis doesn't play next weekend, but opens American Athletic Conference play Sept. 26 at home against Navy.

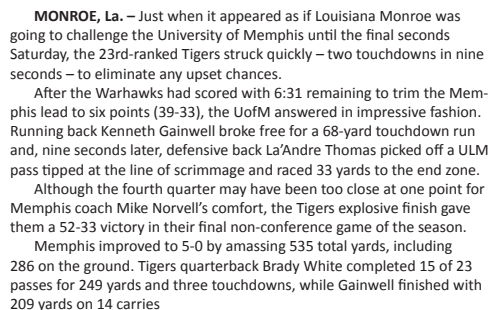


Behind its lopsided lead in time of possession, Navy dominated statistically in the first half. The Midshipmen gained 292 yards (to 98 for the Tigers) and rushed for 217 of those. Navy had 15 first downs to three for the Tigers.

GAME STATISTICS

NAVY										MEM					
Score		23		35											
FIRST DOWNS		20		12											
RUSHES-YARDS (NET)		66-291		25-105											
PASSING YDS (NET)		82		196											
Passes Att-Comp-Int		13-6-1		18-14-0											
TOTAL OFFENSE PLAYS-YARDS		79-373		43-301											
Fumble Returns-Yards		1-3		0-0											
Punt Returns-Yards		3-28		2-5											
Kickoff Returns-Yards		1-15		4-187											
Interception Returns-Yards		0-0		1-0											
Punts (Number-Avg)		4-45.2		4-44.0											
Fumbles-Lost		2-1		2-1											
Penalties-Yards		6-55		5-39											
Possession Time		38:39		21:21											
Third-Down Conversions		7 of 17		4 of 10											
Fourth-Down Conversions		3 of 5		0 of 0											
Red-Zone Scores-Chances		3-3		1-2											
Navy															
Rushing		No.	Gains	Net	TD	Lg	Avg								
MAKAEKU, Keoni		8	101	0	101	0	12.6								
PERRY, Malcolm		25	100	9	91	2	3.6								
WILLIAMS, CJ		5	33	3	27	0	10.5								
WARREN, Chance		2	19	0	19	0	18.95								
Passing		C-A-I	Yds	TD	Long	Sack									
PERRY, Malcolm		6-10-0	82	0	47	1									
OLSEN, Perry		0-2-1	0	0	0	1									
Receiving		No.	Yards	TD	Long										
MITCHELL, Ryan		2	52	0	47										
WARREN, Chance		2	20	1	17										
COOPER, Mychal		1	8	0	8										
FELLS, Myles		1	2	0	2										
Punting		No.	Yds	Avg	Long	In20	TB								
WHITE, Owen		4	181	45.2	52	0	1								
Punt Returns		No.	Yards	TD	Long										
WINN, Garrett		3	28	0	17										
Kick Returns		No.	Yards	TD	Long										
FELLS, Myles		1	15	0	15										
Tackles		UA-A	Total	Sacks	TFL										
TUTCHER, Tama		5-0	5	0.0	0.0										
BRENNAN, Kevin		2-2	4	0.0	0.0										
SPRINGER, Jacob		3-0	3	1.0	3.0										
FOCHTMAN, Evan		3-0	3	0.0	0.0										
Memphis															
Rushing		No.	Gain	Loss	Net	TD	Lg	Avg							
GAINWELL, K.		14	122	18	104	1	7.5	7.4							
WATKINS, Kylan		3	18	0	18	0	16	6.0							
SAMUEL, T.		1	14	0	14	0	14	14.0							
TEAM		3	0	12	-12	0	0	-4.0							
Passing		C-A-I	Yds	TD	Long	Sack									
WHITE, Brady		14-18-0	196	3	73	3									
Receiving		No.	Yards	TD	Long										
JONES, K.		3	36	1	13										
GIBSON, Antonio		3	105	1	73										
COXIE, Damonte		3	41	1	31										
GAINWELL, K.		2	9	0	13										
Punting		No.	Yds	Avg	Long	In20	TB								
WILLIAMS, Adam		4	176	44.0	48	1	0								
Punt Returns		No.	Yards	TD	Long										
SAMUEL, T.		2	5	0	5										
Kick Returns		No.	Yards	TD	Long										
GIBSON, Antonio		3	88	0	38										
ROGERS, Gabriel		1	99	1	99										
Tackles		UA-A	Total	Sacks	TFL										
BLANK, Sanchez		6-3	9	0.0	0.0										
HALL, Austin		5-2	7	0.0	1.0										
HART, Tim		2-5	7	0.0	0.0										
PICKENS, Thomas		6-0	6	0.0	0.0										
Qtr Time															
1st		09:55	NAVY - PERRY, Malcolm 1 yd run (NICHOLS, Bijan kick), 10-75 5:05												7 - 0
09:43		MEM - GAINWELL, K. 75 yd run (PATTERSON, R. kick), 1-75 0:12													7 - 7
00:44		NAVY - WARREN, Chance 17 yd pass from PERRY, Malcolm (NICHOLS, Bijan kick failed), 10-86													13 - 7
2nd		07:01	NAVY - PERRY, Malcolm 1 yd run (NICHOLS, Bijan kick), 10-74 4:43												20 - 7
06:48		MEM - ROGERS, Gabriel 99 yd kickoff return (PATTERSON, R. kick)													20 - 14
3rd		09:05	MEM - JONES, K. 5 yd pass from WHITE, Brady (PATTERSON, R. kick), 6-50 1:10												20 - 21
03:37		MEM - GIBSON, Antonio 73 yd pass from WHITE, Brady (PATTERSON, R. kick), 3-70 1:45													20 - 28
4th		12:17	NAVY - NICHOLS, Bijan 49 yd field goal, 12-47 6:16												23 - 28
11:27		MEM - COXIE, Damonte 31 yd pass from WHITE, Brady (PATTERSON, R. kick), 4-59 0:41													23 - 35

- GAME 6 | RV TEMPLE 30, 23/20 MEMPHIS 28 | OCT. 12



The Tigers had 339 yards at halftime, a fairly even mix of passing yards (189) and rushing yards (150). Memphis resumes play in The American next weekend at Temple.

	MEM	ULM
Score	52	33
FIRST DOWNS	25	30
RUSHES-YARDS (NET)	36-286	44-256
PASSING YDS (NET)	249	319
Passes Att-Comp-Int	24-15-1	45-24-1
TOTAL OFFENSE PLAYS-YARDS	60-535	89-575
Fumble Returns-Yards	0-0	0-0
Punt Returns-Yards	0-0	1-3
Kickoff Returns-Yards	3-76	3-41
Interception Returns-Yards	1-33	1-35
Punts (Number-Avg)	3-54.7	2-45.0
Fumbles-Lost	2-1	1-0
Penalties-Yards	9-70	11-114
Possession Time	26:06	33:54
Third-Down Conversions	2 of 8	5 of 15
Fourth-Down Conversions	0 of 1	3 of 6
Red-Zone Scores-Chances	3-4	4-5

ULM							
Rushing							
	No.	Gain	Loss	Net	TD	Lg	Avg
Johnson, Josh	19	123	4	119	0	31	6.3
Evans, Caleb	18	135	23	112	2	45	6.2
Phillips, Isaia	5	25	0	25	0	9	5.0
Carter, Perry	1	0	0	0	0	0	0.0
Passing							
	C-A-I	Yds <th>TD</th> <th>Long</th> <th>Sack<th></th><th></th></th>	TD	Long	Sack <th></th> <th></th>		
Evans, Caleb	23-44	1	286	2	36	2	
Pederson, Josh	1-1-0		33	0	33	2	
Receiving							
	No.	Yards <th>TD</th> <th>Long</th> <th></th> <th></th> <th></th>	TD	Long			
Pederson, Josh	7	82	2	36			
McCray, Markis	5	68	0	32			
Jackson, Zach	4	59	0	33			
Johnson, Josh	2	13	0	7			
Punting							
	No.	Yds	Avg	Long	In20	TD	
Porter, Jared	2	90	45.0	48	1	0	
Punt Returns							
	No.	Yards	TD	Long			
Brown, Xavier	1	3	0	3			
Kick Returns							
	No.	Yards	TD	Long			
Phillips, Isaia	2	28	0	18			
Carter, Perry	1	13	0	13			
Tackles							
	UA-A	Total	Sacks	TFL			
Sisco, Cortez	2	11	0.0	0.0			
Harding, Rashaa	2-5	7	0.0	0.0			

PHILADELPHIA -- Too many mistakes proved too much to overcome Saturday for the University of Memphis.

Three first-half turnovers created an early 16-point deficit for the 23rd-ranked Tigers and a fourth-quarter Memphis miscue led to a key Temple touchdown. The Owls used the gifts in a 30-28 American Athletic Conference victory at Lincoln Financial Field.

The loss was the first of the season for the Tigers (5-1, 1-1 The American). Temple improved to 5-1 and 2-0.

Although the Tigers suffered a disappointing loss, they came extremely close to pulling off a comeback and remaining unbeaten. With slightly less than two minutes remaining, it appeared as if quarterback Brady White's 4th- and 9-desperation pass -- with a Temple defender draped around his leg -- was caught by a diving Joey Magnifico for a first down at the Owls 30. An officials' review ruled the ball struck the ground before Magnifico wrapped his arms around it.

Gainwell had 72 rushing yards and 60 receiving yards (on five receptions) at the half, while White was 12-of-20 passing for 201 yards and a TD.

	MEM	TEM
Score	28	30
FIRST DOWNS	28	27
RUSHES-YARDS (NET)	33-129	48-193
PASSING YDS (NET)	363	263
Passes Att-Comp-Int	44-28-1	37-24-0
TOTAL OFFENSE PLAYS-YARDS	77-492	85-456
Fumble Returns-Yards	1-3	2-5
Punt Returns-Yards	0-0	0-0
Kickoff Returns-Yards	0-0	3-61
Interception Returns-Yards	0-0	1-0
Punts (Number-Avg)	2-40.0	4-40.5
Fumbles-Lost	3-3	2-2
Penalties-Yards	4-44	6-70
Possession Time	27:04	32:56
Third-Down Conversions	7 of 12	6 of 16
Fourth-Down Conversions	0 of 3	1 of 2
Red-Zone Scores-Chances	2-3	5-6

Rushing						
	No.	Gain	Loss	Net	TD	Lg
GARDNER, Jager	18	79	2	77	1	24
DAVIS, Re'Mahn	23	78	6	72	0	19
CENTEILLO, Todd	7	44	0	44	0	11
Passing						
	C-A-I	Yds	TD	Long	Sack	
RUSSO, Anthony	20-33-0	224	2	38	0	
CENTEILLO, Todd	3-3-0	32	0	30	0	
Receiving						
	No.	Yards	TD	Long		
MACK, Brandon	9	125	1	38		
WRIGHT, Isaiah	6	56	1	23		
BLUE, Jadan	5	52	0	30		
MARTIN-ROBINSON	2	18	0	16		
Punting						
	No.	Yds	Av	Long	In20	TD
LAFFREE, Jacob	3	125	41.7	47	1	
BARRY, Adam	1	37	37.0	37	1	
Punt Returns						
	No.	Yards	TD	Long		
WRIGHT, Isaiah	2	45	0	25		
WILLIAMS, Travon	1	16	0	16		
Tackles						
	UA-A	Total	Sacks	TFL		
HAND, Harrison	6-3	9	0.0	2.0		
MONROE, Ayron	5-2	7	0.0	0.0		
RUSSELL, C	4-3	7	0.0	0.5		
GRAHAM-MOBLEY	5-0	5	0.0	0.0		

Qtr	Time	Scoring Play	V-H
1st	10:51	TEM - GARDNER, Jager 1 yd run (MOBLEY, Will kick), 8-84 2:15	0 - 7
	06:49	TEM - MOBLEY, Will 31 yd field goal, 8-39 3:09	0 - 10
	05:06	TEM - MOBLEY, Will 29 yd field goal, 10-49 3:59	0 - 16
2nd	12:43	TEM - MOBLEY, Will 44 yd field goal, 14-54 5:59	0 - 16
	06:00	TEM - COXIE, Damonte 14 yd pass from WHITE, Brady (PATTERSON, R. kick), 4-67 1:16	7 - 16
	04:21	TEM - Will PATTERSON, R. 12 yd run (MOBLEY, Will kick), 9-75 3:39	14 - 16
	01:08	TEM - GAINWELL, K. 25 yd run (PATTERSON, R. kick), 7-75 1:13	14 - 23
3rd	07:55	TEM - WATKINS, kylan 23 yd run (PATTERSON, R. kick), 11-95 4:59	21 - 23
	04:48	TEM - MK Brander 12 yd pass from RUDOLPH, Anthony (MOBLEY, Will kick), 5-55 1:55	28 - 23
4th	09:58	TEM - DANIEL, Tyce 3 yd pass from WHITE, Brady (PATTERSON, R. kick), 7-75 2:50	28 - 30

GAME 9 | 24/23 MEMPHIS 54, 15/14 SMU | NOV. 2



MEMPHIS, Tenn. – In a game promoted as one of the most significant in the history of the University of Memphis football program, the 24th-ranked Tigers rose to the occasion, handling the pressure and the spotlight with an experienced touch.

Surviving a late, furious rally, the Tigers posted a 54-48 American Athletic Conference victory over 15th-ranked and previously unbeaten SMU.

Beginning with a first-ever appearance in Memphis by ESPN's College GameDay and ending with a homecoming win before 59,506 and an ABC national television audience, the Tigers (8-1 overall, 4-1 The American) put themselves in position for another West Division championship.

The Tigers used another strong offensive display – 514 yards and a record-setting performance by receiver Antonio Gibson – in the win. It was enough to offset two SMU touchdowns in the game's final eight-plus minutes.

Gibson set the school record for all-purpose yards (386). He had 159 kickoff-return yards (including a 97-yard return for a touchdown), 130 receiving yards (including a 50-yard TD catch) and 97 rushing yards (including a 78-yard TD run).

White passed for 350 yards and three touchdowns, Gibson and Kenneth Gainwell combined for 185 rushing yards and two TDs and Gibson and Damonte Coxie combined for 273 receiving yards.

Memphis needed the offensive production to overcome an SMU offense that finished with 553 yards. Mustangs quarterback Shane Buechele passed for 456 yards and three touchdowns and receiver James Proche had 13 catches for 149 yards.

The Tigers led 23-17 at the half and needed only 10 seconds to go up by 30-17. On SMU's kickoff, Gibson sprinted 97 yards, bursting through a late tackle attempt to give the Tigers a 3-point lead.

SMU (8-1, 4-1 The American) responded with a seven-play, 77-yard drive, aided by 34 Memphis penalty yards, to make it 30-24, only to watch the Tigers score 10 straight to build a cushion on their next two possessions.

Riley Patterson made a 50-yard field goal, his fourth field goal of the game, and Damonte Coxie hauled in a 24-yard pass from White on a deep fade with 2:14 to go in the third quarter. Memphis converted on fourth-and-3 from midfield to extend the touchdown-scoring drive.

In the fourth quarter, Coxie scored on a 49-yard pass and Gibson added the Tigers' final TD on an impressive 78-yard run down the left sideline, breaking a tackle as he began the dash and outracing his pursuers the rest of the way.

On its opening series, the Tigers marched to the SMU 1 in six plays, but couldn't punch it in. The Mustangs denied the Tigers on fourth-and-goal from the SMU 3 and took over. The UofM thought it had scored five plays earlier, but a catch by Gibson for a 19-yard touchdown was negated by an officials' review that showed Gibson down inches shy of the goal line.

It took 12 plays – and four third-down conversions – for the Mustangs to go 97 yards, ending the drive with a 16-yard scoring pass from Buechele to Kylan Granson for a 7-0 lead.

Memphis scored on its next two possessions to take a 10-7 lead. The Tigers capped 50-yard drive with a 14-yard rush by Gainwell, who took a direct snap and darted through an opening on the left side. On its following possession, the UofM got a 30-yard field by Riley Patterson with 13:38 remaining in the second quarter.

SMU regained the lead, 14-10, taking advantage of recovering an onside kick by the Tigers. The Mustangs needed to go only 53 yards, in seven plays, for the go-ahead TD, a 2-yard run by Xavier Jones.

The Tigers trimmed the lead to one point – 14-13 – on the following series, getting a 49-yard field goal by Patterson with 9:24 to go in the second quarter. Memphis extended its lead to 20-14 on a 50-yard TD pass from White to Gibson, who used a double move to free himself to haul in White's throw deep down the left sideline.

SMU added a 23-yard field goal by Kevin Robledo late in the second quarter to cut the Memphis lead to 20-17 and the Tigers responded with a 34-yard field goal by Patterson with 12 seconds left in the second quarter to take a 23-17 halftime lead.

GAME STATISTICS

											SMU	MEM
Score											48	54
FIRST DOWNS											27	26
RUSHES-YARDS (NET)											24-97	39-164
PASSING YDS (NET)											456	350
Passes Att-Comp-Int											55-34-0	33-19-0
TOTAL OFFENSE PLAYS-YARDS											79-553	72-514
Fumble Returns-Yards											0-0	0-0
Punt Returns-Yards											1-11	1-0
Kickoff Returns-Yards											5-113	7-220
Interception Returns-Yards											0-0	0-0
Punts (Number-Avg)											6-34.5	2-48.5
Fumbles-Lost											2-0	1-0
Penalties-Yards											11-108	16-134
Possession Time											27:01	32:59
Third-Down Conversions											9 of 18	8 of 17
Fourth-Down Conversions											2 of 2	1 of 2
Red-Zone Scores-Chances											5-5	3-4

GAME 11 | 18/18 MEMPHIS 49, USF 10 | NOV. 23



TAMPA, Fla. – Patrick Taylor Jr. not only has returned to the University of Memphis backfield, he has rejoined a party that has become the 2019 season.

On the verge of a historical run – the 18th-ranked Tigers could win 11 games for the first time with a victory Friday in their regular-season finale against Cincinnati – the UofM has bolstered its running game with Taylor's return. Saturday at UCF, the Tigers got victory No. 10 – a 49-10 American Athletic Conference win over the Bulls -- behind an offense that Taylor aided with 95 rushing yards and three touchdowns.

Taylor was injured in the opener against Ole Miss and returned last weekend against Houston, but Saturday against UCF he displayed the ability that made him a 1,000-yard rusher last season.

With the win, the Tigers became a 10-win team for the second time under Mike Norvell and for the third time since 2014. With a victory Friday at Liberty Bowl Memorial Stadium against nationally ranked Cincinnati, the Tigers (10-1, 6-1 American) will clinch their third straight West Division title.

Taylor had two touchdown runs (3 and 5 yards) in the first half and a 10-yard run in the third quarter. He gained his yards on a team-high 17 carries. Freshman Kenneth Gainwell, who became the starter when Taylor was injured, finished with 128 yards on 14 rushes.

The Tigers trailed 7-0 and 10-7 in the opening quarter before scoring the game's final 42 points behind quarterback Brady White, who tossed touchdown passes to Kedarian Jones (50 yards) and Damonte Coxie (23 yards) and led scoring drives of 66, 74, 66, 73, 50 and 57 yards.

White passed for 222 yards and the two touchdowns. He completed 18 of 28 passes. Jones led the UofM with 99 receiving yards on six catches. His TD catch came on a third-and-18 play from midfield and gave the Tigers a 21-10 lead with just over two minutes remaining in the first half.

Reserve quarterback Connor Adair directed the final scoring drive, leading the Tigers 55 yards in eight plays in the fourth quarter. Adair got the touchdown on a 22-yard keeper.

Memphis finished with 560 yards – 325 rushing and 235 passing – and limited the Bulls (4-7 overall, 2-5 American) to 170 yards. USF managed only 44 passing yards.

The Tigers applied pressure throughout and finished with a season-high four sacks.

GAME STATISTICS

											MEM					USF																													
Score											49					10																													
FIRST DOWNS											31					5																													
RUSHES-YARDS (NET)											58-325					31-126																													
PASSING YDS (NET)											235					44																													
Passes Att-Comp-Int											31-19-2					19-6-0																													
TOTAL OFFENSE PLAYS-YARDS											89-560					50-170																													
Fumble Returns-Yards											0-0					0-0																													
Punt Returns-Yards											6-77					1-0																													
Kickoff Returns-Yards											1-10					1-21																													
Interception Returns-Yards											0-0					2-92																													
Punts (Number-Avg)											4-44.8					9-51.6																													
Fumbles-Lost											1-0					0-0																													
Penalties-Yards											4-30					10-60																													
Possession Time											38:12					21:48																													
Third-Down Conversions											9 of 16					3 of 15																													
Fourth-Down Conversions											2 of 2					0 of 1																													
Red-Zone Scores-Chances											4-5					2-2																													
Memphis																USF																													
Rushing											No.					Gain					Loss					Net					TD					Lg					Avg				
GAINWELL, K.											14					132					4					128					0					34					91				
TAYLOR, Patrick											17					99					4					95					0					34					21				
GIBSON, Antonio											3					31					0					31					1					18					10.3				
ADAI, Connor											1					22					0					22					1					22					22.0				
Passing											C-A-I					Yds					TD					Long					Sack														
WHITE, Brady											18-28-2					222					2					50					1					0									
ADAI, Connor											1-3-0					13					0					13					0					0									
Receiving											No.					Yards					TD					Long																			
JONES, K.											6					99					1					50																			
COXIE, Damonte											5					69					1					23																			
GIBSON, Antonio											4					22					4					13																			
TAYLOR, Patrick											1					20					0					20																			
Punting											No.					Yds					Avg					Long					In20					TB									
WILLIAMS, Adam											4					179					44.8					50					2					0									
Punt Returns											No.					Yards					TD					Long																			
SAMUEL, T.											6					77					0					21																			
Kick Returns											No.					Yards					TD					Long																			
BROWN, Keith											1					10					0					10																			
Tackles											UA-A					Total					Sacks					TFL																			
JOHNSON, Q.											3-0					6					0					0.0																			
DORCUSE, Joseph											4-0					4					0.0					2.0																			
GONZALEZ, C.											6-0					3					0.0					0.0																			
HART, Tim											2-1					3					0.5					0.5																			
Qtr											Time					Scoring Play											V-H																		
1st											05:01					USF - SMALL, Dave 1 yd run (WEISS, Coby kick), 6-75 2:18											0 - 7																		
											00:36					PATTERSON, Patrick 3 yd run (PATTERSON, R. kick), 10-66 3:40											7 - 7																		
											00:36					USF - WEISS, Coby 37 yd field goal, 4-3 0:44											7 - 10																		
2nd											07:50					MEM - TAYLOR, Patrick 5 yd run (PATTERSON, R. kick), 11-74 3:44											14 - 10																		
											02:04					MEM - JONES, K. 50 yd pass from WHITE, Brady (PATTERSON, R. kick), 8-66 3:32											21 - 10																		
											00:05					MEM - COXIE, Damonte 23 yd pass from WHITE, Brady (PATTERSON, R. kick), 10-73 1:29											28 - 10																		
3rd											06:58					MEM - GIBSON, Antonio 18 yd run (PATTERSON, R. kick), 4-50 1:39											35 - 10																		
											03:06					MEM - TAYLOR, Patrick 10 yd run (PATTERSON, R. kick), 7-57 3:00											42 - 10																		
4th											11:57					MEM - ADAI, Connor 22 yd run (PATTERSON, R. kick), 8-55 4:22											49 - 10																		

THE LAST TIME A TIGER TEAM

RUSHING

Had 500 or more yards rushing	vs Tulsa, 1969 (507)
Had 400 or more yards rushing	at UCF, 2018 (401)
Had 300 or more yards rushing	at USF, 2019 (325)
Had 200 or more yards rushing	at UL Monroe, 2019 (286)
Held to under 50 yards rushing	at Tulane, 2018 (31)
Had 80 or more rushing attempts	vs North Texas State, 1971 (81)
Had 75 or more rushing attempts	vs Wichita State, 1972 (77)
Had 70 or more rushing attempts	vs Georgia Tech, 1981 (70)
Had seven or more rushing TDs	vs SMU, 2017 (7)
Had six or more rushing TDs	vs Houston, 2018 (6)
Had five or more rushing TDs	at USF, 2019 (5)
Had four or more rushing TDs	at Tulsa, 2019 (4)
Had three or more rushing TDs	at Temple, 2019 (3)
Had two or more players with 100 yards rushing in a game	at South Alabama, 2019 (Gainwell, 145; Watkins, 113)

PASSING

Had 400 or more yards passing	vs Mercer, 2018 (428)
Had 375 or more yards passing	vs Southern, 2019 (398)
Had 350 or more yards passing	at Houston, 2019 (367)
Had 300 or more yards passing	at Tulsa, 2019 (206)
Had 275 or more yards passing	vs South Alabama, 2018 (292)
Had 250 or more yards passing	vs UConn, 2018 (256)
Had 60 or more pass attempts	vs SMU, 2007 (61)
Had 50 or more pass attempts	at Houston, 2017 (53)
Had 40 or more pass attempts	at Temple, 2019 (44)
Had 30 or more pass completions	at UCF (AAC CG), 2017 (30)
Had 25 or more pass completions	at Temple, 2019 (28)
Had seven or more passings TDs	at UConn, 2017 (7)
Had six or more passing TDs	vs UCLA, 2017 (6)
Had five or more passing TDs	at Houston, 2019 (5)
Had four or more passing TDs	at UCF (AAC CG), 2017 (4)
Had three or more passing TDs	vs SMU, 2019 (3)
Had no passing touchdowns	vs Ole Miss, 2019
Had five or more passes intercepted	vs East Carolina, 2006 (5)
Had four or more passes intercepted	vs Ole Miss, 2007 (4)
Had three or more passes intercepted	at UCF, 2017 (3)
Had three players throw a TD pass	vs Missouri St, 2015 (P. Lynch, P. Mayhue, C. Holgorsen)
Had two players throw a touchdown pass	at UConn, 2017 (R. Ferguson, D. Moore)
Had two or more players with 100 yards passing in a game	vs UCF, 2009 (T. Bass 115 & W. Hudgens 143)

RECEIVING

Had two or more players with 100 yards receiving in a game	vs SMU (Coxie, 143; Gibson, 130)
Had 12 players with at least 1 reception	vs Mercer, 2018 (12)
Had 10 players with at least 1 reception	vs Southern, 2019 (11)

TOTAL OFFENSE

Had 700 or more yards of total offense	vs Mercer, 2018 (752)
Had 600 or more yards total offense	vs Houston, 2018 (610)
Had 500 or more yards total offense	at USF, 2019 (560)
Had 400 or more yards total offense	at Tulsa, 2019 (498)
Had 100 or more plays	at UConn, 2017 (100)
Had 90 or more plays	vs Houston, 2018 (92)
Had 80 or more plays	at USF, 2019 (89)
Had 75 or more plays	at Temple, 2019 (77)
Had 49 or fewer plays	vs Navy, 2019 (43)

SCORING

Had 70 or more points	vs ECU, 2017 (70)
Had 60 or more points	vs Mercer, 2018 (66-14)
Had 50 or more points	vs SMU, 2019 (54-48)
Had 40 or more points	at USF, 2019 (49-10)
Allowed 50 or more points	at UCF, 2018 (41-56)
Allowed 40 or more points	vs SMU, 2019 (W, 42-41)
Was held scoreless	at UCF, 2011 (0-41)
Was held scoreless at home	vs SMU, 2011 (0-42)
Last time without scoring in first half	at Houston, 2017 (W, 42-38)
Last time without scoring in first half at home	vs Rice, 2012
Was held scoreless on the road	at UCF, 2011 (0-41)
Held an opponent scoreless	vs SMU, 2015 (63-0)
Held an opponent scoreless in the first half	at South Alabama, 2019 (23-0)
Held an opponent scoreless at home	vs SMU, 2015 (63-0)
Held an opponent scoreless on the road	vs Arkansas, 1993 (6-0)
Held two opponents scoreless in a season	vs Tulsa; USM, 1968
Held three opponents scoreless in a season	vs Utah St.; North Texas; McNeese State, 1965
Held four opponents scoreless in a season	vs Louisville; McNeese St.;

.....	West Texas State; Tampa, 1964
Scored a two-point conversion rushing	at UL Monroe, 2019 (Brady run)
Scored a two-point conversion passing	vs Southeast Missouri, 2016 (A. Miller pass)

TURNOVERS

Consecutive games with a forced turnover	20 (last with a TO, 9/28/18 at Tulane)
Had eight or more turnovers	vs Louisville, 1979 (8: 6 FR, 2 int.)
Had seven or more turnovers	vs USF, 2003 (3 FR; 4 Int)
Had six or more turnovers	vs East Carolina, 2006 (1 FR; 5 Int)
Had eight or more fumbles	vs Alabama, 1986 (8)
Had six or more fumbles	vs Middle Tennessee, 2012 (6)
Lost seven or more fumbles	vs Mississippi State, 1976 (7)
Lost six or more fumbles	vs Louisville, 1979 (6)
Lost five or more fumbles	vs Tennessee, 1984 (5)
Lost four or more fumbles	at Houston, 2013 (4)
Lost three or more fumbles	at Temple, 2019 (3)
Did not commit a turnover	at USF, 2019
Had eight or more takeaways	vs North Texas State, 1968 (8)
Had six or more takeaways	vs Kansas, 2016 - 6 (4 fumble, 2 int)
Had five or more takeaways	vs Navy, 2017 - 5 (3 fumbles, 2 int)
Had four or more takeaways	vs UConn, 2018 (1 fumble, 3 INT)
Had three or more takeaways	vs Tulane, 2019 - 3 (3 INT)
Returned two interceptions for TDs	at Tulane - 2, 2014 (B. McCain, 15; D. Nelson, 58)
Returned an interception for a TD	at UL Monroe, 2019 (La'Andre Thomas)
Returned a fumble for a TD	at South Alabama, 2019 (Austin Hall)
Returned two fumbles for TDs	vs SMU, 2013
Blocked a punt for a touchdown	vs Southern, 2019 (Keith Brown)
Blocked two punts for touchdowns	vs Tulsa, 1968 (Dees & Marks)

DEFENSE

Held an opponent to 10 or fewer first downs	at USF, 2019 (5)
Held an opponent to 0 or fewer yards rushing	vs Ole Miss, 1993 (-4)
Held an opponent to 50 or fewer yards rushing	at SMU, 2018 (25)
Held an opponent to 100 or fewer yards rushing	at Houston, 2019 (99)
Held an opponent to 25 or fewer yards passing	vs Navy, 2017 (20)
Held an opponent to 50 or fewer yards passing	at USF, 2019 (44)
Held an opponent to 100 or fewer yards total offense	vs SMU, 2015 (97)
Held an opponent to 200 or fewer yards total offense	at USF, 2019 (170)
Held an opponent to 300 or fewer yards total offense	at Houston, 2019 (256)
Intercepted six or more passes	vs East Carolina, 1993 (6)
Intercepted five or more passes	vs Mississippi State, 1998 (5)
Intercepted four or more passes	vs Bowling Green, 2016 (4)
Intercepted three or more passes	vs Tulane, 2019 (3)
Recovered four or more fumbles	vs Kansas, 2016 (4)
Recovered three or more fumbles	at UCF (AAC CG), 2018 (3)
Recorded a safety	vs Ole Miss, 2019
Recorded two safeties in a game	vs Tulane, 2015
Recorded seven or more sacks	vs Tulane, 2017 (7)
Recorded six or more sacks	vs Western Kentucky, 2016 (6)
Recorded five or more sacks	vs Houston, 2018 (5)
Recorded four or more sacks	vs UCF, 2018 (4)
Recorded 12 or more tackles for loss	at SMU, 2018 (12)
Recorded 11 or more tackles for loss	vs Tulsa, 2018 (11)
Recorded 10 or more tackles for loss	vs Ole Miss, 2019 (10)
Had three or more players with 2 or more tackles for loss	vs UConn, 2018 (3)
Had four or more players with 2 or more tackles for loss	vs Ole Miss, 2019 (4)

SPECIAL TEAMS

Returned a punt for a TD	vs Tulsa, 2018 (Pop Williams)
Returned a blocked punt for a TD	vs Southern, 2019 (Keith Brown)
Returned a kickoff for a TD	vs SMU, 2019 (Antonio Gibson, 97 yards)
Blocked one punt	vs Tulane, 2017 (JJ Russell)
Blocked two punts	vs Southern, 2019 (2, Rodrigues Clark, Colton Cochran)
Blocked three punts	vs Arkansas, 1992 (4)
Blocked four punts	vs Arkansas, 1992 (4)
Blocked a field goal	at Tulsa, 2019 (Quindell Johnson)
Blocked a PAT	vs South Alabama, 2018 (Jonathan Wilson)
Blocked a field goal and a PAT in the same game	vs Georgia State, 2018 (John Tate)
Returned a Blocked PAT for 2 Points	at UAB, 2012 (Charles Harris)
Punted 13 or more times	vs Texas A&M, 1979 (13)
Punted 12 or more times	vs SMU, 2011 (12)
Punted 11 or more times	at Southern Miss, 2011 (11)
Punted 10 or more times	at Ole Miss, 2014 (10)
Punted two times or less	vs SMU, 2019 (2)
Punted one time in a game	vs Southern, 2019
Did not punt in a game	vs Navy, 2017
Missed a kicking PAT	vs Ole Miss, 2019
Had a kicking PAT blocked	vs Marshall, 2011
Had a punt blocked	at Houston, 2019
Had a field goal blocked	vs Auburn, 2015
Had a blocked field goal returned for a TD	vs Louisville, 2008

Recorded 2 special teams TDs..... at Arkansas State, 2012 (2, BL P & P FF)
 Gave up 2 special teams TDsvs Louisville, 2008 (2, BL FG & KOR)
 Recovered an opponent's on-side kick.....vs SMU, 2019
 Recovered a Memphis on-side kickat UL Monroe, 2019
 Recovered two on-side kicks in a game..... at Tulane, 2016 (1 Memphis kick, 1 Tulane kick)
 Totaled 200 or more kickoff return yards vs Wake Forest, 2018 (215)
 Totaled 150 or more kickoff return yards at Tulsa, 2019 (165)
 Totaled 100 or more kickoff return yardsvs Tulane, 2019 (125)
 Returned 10 or more kickoffsvs Mississippi State, 2011 (10)

MISCELLANEOUS

Had 30 or more first downs.....at USF, 2019 (31)
 Had 25 or more first downs.....at Houston, 2019 (29)
 Had 16 or more penalties.....vs SMU, 2019 (16)
 Had 15 or more penalties..... at Middle Tennessee, 2013 (15)
 Had 12 or more penalties.....at SMU, 2018 (12)
 Had 10 or more penalties.....at South Alabama, 2019 (10)
 Had 125 or more yards in penaltiesSMU, 2019 (134)
 Had 100 or more yards in penaltiesat South Alabama, 2017 (100)
 Had a 100-yard rusher and a 100-yard receiver in the same game.....
at Tulsa, 2019 (Gainwell, 149 yards rushing; Coxie, 112 yards receiving)
 Had a 100-yard receiver and 2 100-yard rushers.....vs Houston, 2018
 (Pollard, 116 receiving; Henderson 178 rush; Taylor 128 rush)
 Had 2 100-yard receivers in a gamevs SMU, 2019 (Coxie, 143; Gibson, 130)
 Had 2 100-yard rushers and 2 100-yard receivers in the same game.....at UCF, 2017
 (Henderson, 109 rush; Taylor, 107 rush, Miller, 195 receiving; Dykes 161 receiving)
 Had 40 or more minutes of TOP..... at Cincinnati, 2014 (40:55)
 Had 35 or more minutes of TOP.....vs Houston, 2018 (35:52)
 Had a tie game..... vs Arkansas State, 1990
 Was involved in an overtimeat UCF, 2017
 Was involved in double overtime.....at UCF, 2017
 Gave up a Safety at SMU, 2018
 Recorded a Safetyvs Ole Miss, 2019

IN ONE QUARTER

Passed for 75 yards or more..... at Houston, 2019 (90-3rd)
 Passed for 100 yards or more..... vs SMU, 2019 (115-2nd)
 Passed for 125 yards or more.....vs Tulane , 2019 (131-3rd)
 Passed for 150 yards or more..... at Houston, 2019 (164-2nd)
 Passed for 175 yards or more..... at Houston, 2017 (181-4th)
 Passed for 200 yards or more..... at UConn, 2017 (248-2nd)
 Passed for 225 yards or more.....vs Mercer, 2018 (231-2nd)
 Passed for two TDsat Houston, 2019 (2-2nd & 3rd)
 Passed for three TDs.....vs UCLA, 2017 (3-2nd)
 Passed for four TDs.....vs Mercer, 2018 (4-2nd)
 Rushed for 75 yards or morevs SMU, 2019 (94-4th)
 Rushed for 100 yards or moreat South Alabama, 2019 (105-1st)
 Rushed for 125 yards or moreat South Alabama, 2019 (140-2nd)
 Rushed for 175 yards or more at UCF, 2018 (191-1st)
 Rushed for four TDs or morevs UConn, 2018 (4-2nd)
 Rushed for three TDs or more at UCF, 2018 (3-1st)
 Rushed for two TDs or morevs Southern, 2019 (2-3rd)
 Kicked three or more field goals.....vs SMU, 2019 (3-2nd)
 Had four receivers catch three passes.....vs Southern Miss, 2007 (4-4th)
 Had seven receivers catch one passvs SMU, 2017 (7-3rd)

IN ONE HALF

Passed for 350 yards or more.....vs Mercer, 2018 (358-1st)
 Passed for 300 yards or more..... at UConn, 2017 (325-1st)
 Passed for 200 yards or more.....at Houston, 2019 (229-1st)
 Passed for 175 yards or more.....at UL Monroe, 2019 (189, 1st)
 Passed for 150 yards or more..... vs Tulane, 2019 (158-2nd)
 Passed for two or more TDsvs SMU, 2019 (2-2nd)
 Passed for three or more TDs.....at Houston, 2019 (3-1st)
 Passed for four or more TDs.....vs Tulane, 2019 (4-1st)
 Passed for five or more TDs.....vs Mercer, 2018 (5-1st)
 Passed for six or more TDsvs Bowling Green, 2016 (6-1st)
 Passed for seven or more TDsvs SMU, 2015 (7-1st)
 Rushed for 300 yards or more at UCF, 2018 (336-1st)
 Rushed for 250 yards or morevs Akron, 2005 (252-2nd)
 Rushed for 200 yards or moreat South Alabama, 2019 (245-1st)
 Rushed for 275 yards or morevs Houston, 2018 (275-2nd)
 Rushed for 175 yards or morevs Tulsa, 2018 (183-1st)
 Rushed for 150 yards or more at UL Monroe, 2019 (150-1st)
 Rushed for five TDs or morevs Houston, 2018 (5-2nd)
 Rushed for four TDs or more at UCF, 2018 (4-1st)
 Rushed for three TDs or morevs Southern, 2019 (3-2nd)
 Rushed for two TDs or moreat Tulsa, 2019 (2-2nd)
 Kicked four or more field goals.....vs UAB, 1999 (4-1st)

THE LAST TIME A TIGER PLAYER

RUSHING

Rushed 40 or more times Marcus Holliday vs Tulane, 1994 (42)
 Rushed 35 or more times Sam Craft at Cincinnati, 2014 (38)
 Rushed 30 or more times Patrick Taylor Jr vs Wake Forest, 2018 (30)
 Rushed 25 or more times Patrick Taylor vs Ole Miss, 2019 (27)
 Rushed for 250 or more yards..... DeAngelo Williams vs USF, 2004 (263)
 Rushed for 200 or more yards..... Kenneth Gainwell at UL Monroe, 2019 (209)
 Rushed for 175 or more yards..... Darrell Henderson vs Houston, 2018 (178)
 Rushed for 150 or more yards..... Darrell Henderson vs Tulsa, 2018 (166)
 Rushed for 125 or more yards..... Kenneth Gainwell at USF, 2019 (128)
 Rushed for 100 or more yards..... Kenneth Gainwell vs Tulane, 2019 (104)
 Rushed for four or more TDs Patrick Taylor Jr. at Houston, 2017 (4)
 Rushed for three or more TDs Patrick Taylor at USF, 2019 (3)
 Rushed for two or more TDs Kenneth Gainwell at UL Monroe, 2019 (2)
 Had a run of 90 or more yards Herb Covington vs Cincinnati, 1966 (92)
 Had a run of 80 or more yards Darrell Henderson at UCF, 2018 (82)
 Had a run of 70 or more yards Kenneth Gainwell vs SMU, 2019 (78)
 Had a run of 60 or more yards Kenneth Gainwell at Tulsa, 2019 (62)
 Had a run of 50 or more yards Kenneth Gainwell at Tulsa, 2019 (54)
 Had 2 players rush for three or more TDsHenderson & Taylor vs UConn, 2018 (3)
 Had 2 players rush for two or more TDs..... Henderson & Taylor vs Houston, 2018 (2)

PASSING

Passed for 400 or more yards..... Riley Ferguson at UCF, 2017 (471)
 Passed for 350 or more yards..... Brady White vs SMU, 2019 (350)
 Passed for 300 or more yards..... Brady White at Houston, 2019 (341)
 Passed for 250 or more yards..... Brady White at Tulsa, 2019 (277)
 Passed for 200 or more yards..... Brady White at USF, 2019 (222)
 Attempted 60 or more passes Martin Hankins vs East Carolina, 2007 (60)
 Attempted 50 or more passesRiley Ferguson at Houston, 2017 (53)
 Attempted 40 or more passes Brady White at Temple, 2019 (43)
 Attempted 30 or more passes Brady White at Houston, 2019 (33)
 Completed 30 or more passes..... Riley Ferguson at UCF (AAC CG), 2017 (30)
 Completed 25 or more passes..... Brady White at Temple, 2019 (28)
 Completed 20 or more passes..... Brady White at Houston, 2019 (22)
 Threw seven or more TD passes..... Riley Ferguson at UConn, 2017 (7)
 Threw six or more TD passes..... Riley Ferguson vs UCLA, 2017 (6)
 Threw five or more TD passes Brady White at Houston, 2019 (5)
 Threw four or more TD passes Riley Ferguson at UCF (AAC CG), 2017 (4)
 Threw three or more TD passes Brady White vs SMU, 2019 (3)
 Threw five or more interceptions.....Martin Hankins vs Southern Miss, 2006 (5)
 Threw four or more interceptions..... Martin Hankins vs Ole Miss, 2007 (4)
 Threw three or more interceptions Riley Ferguson at UCF, 2017 (3)
 Completed a pass for 90 or more yards Taylor Reed vs Austin Peay, 2011 (93)
 Completed a pass for 80 or more yardsRiley Ferguson vs ECU, 2016 (89)
 Completed a pass for 70 or more yardsBrady White vs Navy, 2019 (73)
 Completed a pass for 60 or more yardsBrady White vs Southern, 2019 (65)
 Completed a pass for 50 or more yardsBrady White at USF, 2019 (50)
 to Kedarian Jones

RECEIVING

Caught 10 or more passesDamonte Coxie at ECU, 2018 (10)
 Caught seven or more passes..... Damonte Coxie vs SMU, 2019 (7)
 Had 250 or more yards receiving Anthony Miller vs Tulsa, 2016 (250)
 Had 200 or more yards receiving Kenneth Gainwell vs Tulane, 2019 (203)
 Had 180 or more yards receiving Anthony Miller at UCF, 2017 (195)
 Had 175 or more yards receivingDamonte Coxie at ECU, 2018 (176)
 Had 150 or more yards receiving Sean Dykes at UCF, 2017 (161)
 Had 125 or more yards receiving Damonte Coxie vs SMU, 2019 (143)
 Antonio Gibson vs SMU, 2019 (130)
 Had 100 or more yards receiving Damonte Coxie at Tulsa, 2019 (112)
 Caught four or more TD passesAnthony Miller at UConn, 2017 (4)
 Caught three or more TD passes..... Anthony Miller at UCF, 2017 (3)
 Caught two or more TD passes..... Damonte Coxie at Houston, 2019 (2)

TOTAL OFFENSE

Had 400 or more yards of total offense..... Riley Ferguson at UCF, 2017 (466)
 Had 350 or more yards of total offense..... Brady White at Houston, 2019 (355)
 Had 300 or more yards of total offense..... Brady White vs SMU, 2019 (366)
 Had 250 or more yards of total offense..... Brady White at Tulsa, 2019 (277)

SCORING

Responsible for seven or more TDs Riley Ferguson at UConn, 2017 - 7 (7 pass)
 Responsible for six or more TDs Brady White at Houston, 2019 - 6 (5 pass, 1 rush)
 Responsible for five or more TDsBrady White vs Tulane, 2019 - 5 (5 pass)
 Responsible for four or more TDs..... Riley Ferguson at UCF, 2017- 4 (4 pass)
 Scored four or more TDs Darrell Henderson at UCF, 2018 (3 rushing, 1 pass)
 Scored three or more TDs Patrick Taylor at USF, 2019 (3 rush)
 Scored in three different ways.. Antonio Gibson vs SMU, 2019 (1 receiving, 1 rush, 1 KOR)

DEFENSE

Intercepted three or more passes.....	Bobby McCain at USF, 2013 (3)
Intercepted two or more passes.....	Austin Hall vs Navy, 2017 (2)
Returned an interception for a touchdown.....	La'Andre Thomas at UL Monroe, 2019
Recovered three or more fumbles.....	Quinton McCrary vs UCF, 2007 (3)
Recovered two or more fumbles.....	Austin Hall at South Alabama, 2019 (2)
Returned two fumbles for TDs.....	Ryan Coleman vs SMU, 2013 (2)
Returned fumble for TD.....	Austin Hall at South Alabama, 2019
Recorded four or more sacks.....	Clinton McDonald vs Arkansas St., 2008 (4)
Recorded three or more sacks.....	Genard Avery vs Tulane, 2017 (3.5)
Recorded two or more sacks.....	Jalil Clemons vs SMU, 2019 (2.0)
Recorded five or more TFLs.....	Bryce Huff at Tulane, 2018 (5.0)
Recorded four or more TFLs.....	Joseph Dorceus at UL Monroe, 2019 (4.0)
Had three or more TFLs.....	Bryce Huff at SMU, 2018 (3.5)

SPECIAL TEAMS

Scored 18 or more points kicking.....	Riley Patterson vs SMU, 2019 (18)
Scored 15 or more points kicking.....	Jake Elliott at SMU, 2016 (15)
Scored 10 or more points kicking.....	Riley Patterson vs Tulane, 2019 (11)
Made five or more field goals.....	Jake Elliott at Houston, 2013 (5)
Made four or more field goals.....	Riley Patterson vs SMU, 2019 (4)
Made three or more field goals.....	Riley Patterson vs UCF, 2018 (3)
Attempted five or more field goals.....	Jake Elliott at Temple, 2015 (5)
Attempted four or more field goals.....	Riley Patterson vs SMU, 2019 (4)
Attempted three or more field goals.....	Riley Patterson at UCF, 2018 (3)
Made a field goal of 50 or more yards.....	Riley Patterson vs SMU, 2019 (50)
Punted 12 or more times.....	Tom Hornsey vs SMU, 2011 (12)
Punted 11 or more times.....	Tom Hornsey at Southern Miss, 2011 (11)
Punted 10 or more times.....	Spencer Smith at Ole Miss, 2014 (10)
Punted 70 or more yards.....	Adam Williams vs Tulane, 2019 (76)
Punted 60 or more yards.....	Spencer Smith at Tulane, 2016 (63)
Had a punt average over 50 yards (min. 2 punts).....	Adam Williams vs Tulane, 2019 (51.3)
Totalled 175 or more yards in kick returns.....	Tony Pollard, 2018 (209)
Totalled 150 or more yards in kick returns.....	Antonio Gibson vs SMU, 2019 (159)
Totalled 125 or more yards in kick returns.....	Tony Pollard vs SIU, 2017 (148)
Totalled 100 or more yards in kick returns.....	Chris Claybrooks vs Tulane, 2019 (107)
Returned a kick 90 or more yards.....	Antonio Gibson vs SMU, 2019 (97)
Returned a kickoff for a TD.....	Antonio Gibson vs SMU, 2019 (97)
Returned nine or more kickoffs.....	Marcus Hightower vs Houston, 2009 (9)
Returned eight or more kickoffs.....	D.A. Griffin vs Houston, 2010 (8)
Returned seven or more kickoffs.....	Tony Pollard at UCF, 2018 (7)
Returned six or more kickoffs.....	Tony Pollard vs Wake Forest, 2018 (6)
Returned 10 or more punts.....	Ryan Roskelly vs Tulsa, 1994 (10)
Returned seven or more punts.....	Darron White vs Chattanooga, 2004 (7)
Returned six or more punts.....	Keiwone Malone vs Middle Tennessee, 2014 (6)
Had 150 or more punt return yards.....	Ryan Roskelly vs Tulsa, 1994 (194)
Had 100 or more punt return yards.....	Pop Williams vs Tulsa, 2018 (109)
Had a punt return of 90 or more yards.....	Keith Wright vs Louisville, 1975 (94)
Had a punt return of 80 or more yards.....	Ryan Johnson vs Cincinnati, 2000 (82)
Had a punt return of 70 or more yards.....	Pop Williams vs Tulsa, 2018 (72)
Had a punt return of 50 or more yards.....	Roderick Proctor vs Missouri State, 2015 (63)
Returned a punt for a TD.....	Pop Williams vs Tulsa, 2018 (72)
Blocked a punt.....	Rodrigues Clark & Colton Cochran vs Southern, 2019
Returned a blocked punt for a TD.....	Keith Brown vs Southern, 2019
Blocked a field goal.....	Quindell Johnson at Tulsa, 2019
Blocked a PAT.....	John Tate vs Georgia State, 2018
Returned a blocked PAT for a score.....	Charles Harris at UAB, 2012
Returned a botched PAT for a score.....	Jacobi Francis at South Alabama, 2019

IN ONE QUARTER

Passed for 75 yards or more.....	Brady White vs SMU, 2019 (85-3rd)
Passed for 100 yards or more.....	Brady White vs SMU, 2019 (115-2nd)
Passed for 125 yards or more.....	Brady White vs Tulane, 2019 (131-3rd)
Passed for 150 yards or more.....	Brady White at Houston, 2019 (164-2nd)
Passed for 175 yards or more.....	Riley Ferguson at Houston, 2017 (181-4th)
Passed for 200 yards or more.....	Riley Ferguson at UConn, 2017 (248-2nd)
Passed for 225 yards or more.....	Brady White vs Mercer, 2018 (231- 2nd)
Passed for four or more TDs.....	Brady White vs Mercer, 2018 (4-2nd)
Passed for three or more TDs.....	Riley Ferguson vs UCLA, 2017 (3-2nd)
Passed for two or more TDs.....	Brady White at Houston, 2019 (2-2nd)
Rushed for 75 yards or more.....	Antonio Gibson vs SMU, 2019 (78-4th)
Rushed for 100 yards or more.....	Darrell Henderson vs UCF, 2018 (122-2nd)
Rushed for 150 yards or more.....	Paul Gowen vs Tulsa, 1969 (150-2nd)
Rushed for two TDs or more.....	Darrell Henderson at UCF, 2018 (2-1st)
Rushed for three TDs or more.....	Riley Ferguson vs SMU, 2017 (2-3rd)
Caught nine or more passes.....	Anthony Miller at UConn, 2017 (9-2nd)
Caught six or more passes.....	Anthony Miller vs Houston, 2016 (6-4th)
Caught five or more passes.....	Kenneth Gainwell vs Tulane, 2019 (5-1st)
Caught four or more passes.....	Kedarian Jones at Houston, 2019 (4-1st)
.....	Calvin Austin III at Houston, 2019 (4-2nd)

Caught three or more passes.....	Antonio Gibson vs SMU, 2019 (3 - 2nd)
Caught two or more TD passes.....	Anthony Miller at UConn, 2017 (3-2nd)
Had 75 or more receiving yards.....	Damonte Coxie vs Mercer, 2018 (79-1st)
Had 100 or more receiving yards.....	Kenneth Gainwell vs Tulane, 2019 (110-3rd)
Kicked three or more field goals.....	Stephen Gostkowski vs Ole Miss, 2003 (3-4th)

IN ONE HALF

Passed for 300 yards or more.....	Brady White vs Mercer, 2018 (358-1st)
Passed for 200 yards or more.....	Brady White at Houston, 2019 (229-1st)
Passed for 175 yards or more.....	Brady White at Tulsa, 2019 (180, 1st)
Rushed for 200 yards or more.....	Darrell Henderson at UCF (207-1st)
Rushed for 125 yards or more.....	Kenneth Gainwell at UL Monroe, 2019 (142-2nd)
Rushed for 100 yards or more.....	Darrell Henderson vs Houston, 2018 (113, 2nd)
Rushed for three TDs or more.....	Darrell Henderson at UCF, 2018 (3-1st)
Rushed for two TDs or more.....	Darrell Henderson at ECU, 2018 (2-2nd)
Passed for seven or more TDs.....	Paxton Lynch vs SMU, 2015 (7-1st)
Passed for six or more TDs.....	Riley Ferguson vs Bowling Green, 2016 (6-1st)
Passed for five or more TDs.....	Brady White vs Mercer, 2018 (5-1st)
Passes for four or more TDs.....	Brady White vs Tulane, 2019 (4-1st)
Passed for three or more TDs.....	Brady White at Houston, 2019 (3-1st)
Caught 12 or more passes.....	Anthony Miller at UConn, 2017 (12-1st)
Caught eight or more passes.....	Anthony Miller at UCF, 2017 (8-2nd)
Caught seven or more passes.....	Anthony Miller vs Western Kentucky, 2016 (7, 2nd)
Caught six or more passes.....	Damonte Coxie at ECU, 2018 (6-2nd)
Had 150 yards receiving.....	Anthony Miller at UConn, 2017 (157-1st)
Had 125 yards receiving.....	Kenenth Gainwell vs Tulane, 2019 (137-2nd)
Had 100 yards receiving.....	Antonio Gibson vs SMU, 2019 (104, 1st)
Caught three or more TD passes.....	Anthony Miller at UConn, 2017 (3-1st)
Caught two or more TD passes.....	Anthony Miller vs Western Kentucky, 2016 (2-2nd)
Kicked four or more field goals.....	Ryan White vs UAB, 1999 (4-1st)
Kicked three or more field goals.....	Riley Patterson vs SMU, 2019 (3-1st)

THE LAST TIME A TIGER OPPONENT**RUSHING**

Had 500 or more yards rushing.....	Texas A&M, 1978 (523)
Had 400 or more yards rushing.....	vs USF, 2016 (416)
Had 300 or more yards rushing.....	UCF, 2018 (350)
Had 75 or more rushing attempts.....	Texas A&M, 1978 (75)
Had 70 or more rushing attempts.....	Navy, 2018 (73)
Had seven or more rushing TDs.....	UCF, 2007 (7)
Had six or more rushing TDs.....	UCF, 2018 (6)
Had five or more rushing TDs.....	Navy, 2015 (5)
Had four or more rushing TDs.....	Tulsa, 2019 (4)
Had two players with 100 yards rushing in game.....	at UL Monroe, 2019 (2)
.....	(Josh Johnson, 119; Caleb Evans 112)

PASSING

Had 500 or more yards passing.....	Cincinnati, 2015 (620)
Had 400 or more yards passing.....	SMU, 2019 (456)
Had 300 or more yards passing.....	Tulsa, 2019 (309)
Had 60 or more pass attempts.....	ECU, 2018 (62)
Had 50 or more pass attempts.....	SMU, 2019 (55)
Had 40 or more pass attempts.....	Tulsa, 2019 (40)
Had 35 or more completions.....	Houston, 2016 (47)
Had 30 or more completions.....	SMU, 2019 (34)
Had 25 or more completions.....	Houston, 2017 (29)
Had six or more TD passes.....	Houston, 2010 (6)
Had five or more TD passes.....	UCF, 2017 (5)
Had four or more TD passes.....	Missouri, 2018 (4)
Had three or more TD passes.....	SMU, 2019 (3)
Had six or more passes intercepted.....	East Carolina, 1993 (6)
Had five or more passes intercepted.....	Mississippi State, 1997 (5)
Had four or more passes intercepted.....	Bowling Green, 2016 (4)
Had three or more passes intercepted.....	Tulane, 2019 (3)

RECEIVING

Had two or more players with 100 yards receiving in game.....	SMU, 2019
.....	James Proche (149), Rashee Rice (122)
Has a receiver with 200 or more yards receiving.....	Houston, 2016 (Linell Bonner, 235)

TOTAL OFFENSE

Had 700 or more yards of total offense.....	Cincinnati, 2015 (752)
Had 600 or more yards of total offense.....	UCF, 2018 (698)
Had 500 or more yards of total offense.....	SMU, 2019 (553)
Had 400 or more yards of total offense.....	at Temple, 2019 (456)
Had 100 or more plays.....	Tulsa, 2019 (101)
Had 90 or more plays.....	Wake Forest, 2018 (90)
Had 80 or more plays.....	at Temple, 2019 (85)
Had 75 or more plays.....	SMU, 2019 (79)

SCORING

Scored 70 or more points.....	Ole Miss, 1935 (92)
Scored 60 or more points.....	Missouri, 2018 (65)
Scored 50 or more points.....	UCF (AAC CG), 2018 (56)
Scored 40 or more points.....	SMU, 2019 (48)
Scored a two-point conversion passing.....	SMU, 2019
Scored a two-point conversion running.....	SMU, 2019

TURNOVERS

Committed seven or more turnovers.....	Cincinnati, 1998 (7, 5 fumbles, 2 int.)
Committed six or more turnovers.....	Kansas (6, 4 fumbles, 2 int.)
Committed five or more turnovers.....	Navy, 2017 (5, 3 fumbles, 2 int.)
Committed four or more turnovers.....	UCF, 2017 (4, 1 fumble, 3 int.)
Had five or more fumbles.....	UL-Monroe, 2017 (6)
Lost four or more fumbles.....	Kansas, 2016 (4)
Did not commit a turnover.....	USF, 2019
Returned an interception for a touchdown.....	Houston, 2018 (Gleson Sprewell - 63 yds)
Returned a fumble for a touchdown.....	Southern, 2019

DEFENSE

Held UofM to 10 or fewer first downs.....	SMU, 2012 (9)
Held UofM to 0 or fewer yards rushing.....	SMU, 2011 (-14)
Held UofM to under 100 yards rushing.....	at Tulane, 2018 (31)
Held UofM to 100 or fewer yards passing.....	UL-Monroe, 2017 (97)
Held UofM to under 300 yards of total offense.....	at Tulane, 2018 (277)
Held UofM to under 200 yards of total offense.....	Ole Miss, 2014 (104)
Intercepted five or more UofM passes.....	East Carolina, 2006 (5)
Intercepted four or more UofM passes.....	Ole Miss, 2007 (4)
Intercepted three or more UofM passes.....	UCF, 2017 (3)
Recorded a safety.....	SMU, 2018
Recorded six or more quarterback sacks.....	Tulane, 2018 (7)
Recorded five or more quarterback sacks.....	Western Kentucky, 2016 (6)
Forced four or more Memphis turnovers.....	at Temple, 2019 (4, 3 fumbles, 1 INT)
Returned a fumble for a touchdown.....	Southern, 2019

SPECIAL TEAMS

Returned a punt for a TD.....	Houston, 2010 (P.Edwards)
Returned a blocked punt for a TD.....	at Houston, 2019 (Cole McGowan)
Returned a kickoff for a TD.....	Louisville, 2008 (Trent Guy)
Blocked a punt.....	at Houston, 2019 (Team)
Blocked a field goal.....	Auburn, 2015 (Blake Countess)
Blocked a field goal for a TD.....	Louisville, 2008 (Brandon Heath)
Blocked a PAT.....	Tulane, 2012
Punted 10 or more times.....	Missouri State, 2015 (10)
Did not punt.....	Houston, 2010
Missed a PAT (kicking).....	Navy, 2019
Attempted an on-side kick.....	SMU, 2019
Scored two special teams TDs.....	Louisville, 2008

MISCELLANEOUS

Had 30 or more first downs.....	at Tulsa, 2019 (33)
Had 25 or more first downs.....	Temple, 2019 (27)
Had 10 or more penalties.....	SMU, 2019 (10)
Had 100 or more penalty yards.....	at UL Monroe, 2019 (114)
Had 35 minutes or more of possession.....	Tulsa, 2019 (36:05)
Had a 100 yard receiver and rusher.....	Tulsa, 2019 (Keylon Stokes, 129 receiving yds
	Shamari Brooks, 156 rushing yds)

THE LAST TIME AN OPPOSING PLAYER

RUSHING

Rushed 45 or more times.....	Cyrus Lawrence, Va. Tech, 1981 (45)
Rushed 35 or more times.....	Shamari Brooks, Tulsa, 2019 (36)
Rushed 30 or more times.....	James Flanders, Tulsa, 2016 (33)
Rushed 25 or more times.....	Malcolm Perry, Navy, 2019 (25)
Rushed for 300 or more yards.....	Chris Johnson, East Carolina, 2007 (301)
Rushed for 250 or more yards.....	Chris Johnson, East Carolina, 2007 (301)
Rushed for 200 or more yards.....	Greg McCrae, UCF (AAC CG), 2018 (206)
Rushed for 150 or more yards.....	Shamari Brooks, Tulsa, 2019 (156)
Rushed for 100 or more yards.....	Kelley Joiner, USF, 2019 (115)
Rushed for five or more TDs.....	James Flanders, Tulsa, 2016 (5)
Rushed for four or more TDs.....	Darriel Mack, UCF (AAC CG), 2018 (4)
Rushed for three or more TDs.....	Corey Taylor II, Tulsa, 2019 (3)
Rushed for two or more TDs.....	Ke'Mon Freeman, SMU, 2019 (2)
Had a run of 90 yards or more.....	Adrian Killins, UCF, 2017 (96)
Had a run of 80 yards or more.....	L. Murray, UCF, 2012 (83)
Had a run of 70 yards or more.....	Taj McGowan, UCF, 2018 (71)
Had a run of 60 yards or more.....	Clayton Tune, Houston, 2019 (68)
Had a run of 50 yards or more.....	Larry Rountree, Missouri, 2018 (59)

PASSING

Passed for 500 yards or more.....	Hayden Moore, Cincinnati, 2015 (557)
Passed for 400 yards or more.....	Shane Buechele, SMU, 2019 (456)
Passed for 300 yards or more.....	Zach Smith, Tulsa, 2019 (309)
Attempted 60 or more passes.....	Holton Ahlers, ECU, 2018 (62)
Attempted 50 or more passes.....	Shane Buechele, SMU, 2019 (54)
Attempted 40 or more passes.....	Zach Smith, Tulsa, 2019 (40)
Attempted 35 or more passes.....	David Pindell, UConn, 2018 (37)
Completed 40 or more passes.....	Greg Ward, Jr., Houston, 2016 (47)
Completed 30 or more passes.....	Shane Buechele, SMU, 2019 (34)
Completed 25 or more passes.....	Ben Hicks, SMU, 2018 (29)
Threw for five or more TDs.....	Shane Carden, East Carolina, 2012 (5)
Threw for four or more TDs.....	Drew Lock, Missouri, 2018 (4)
Threw for three or more TDs.....	Shane Buechele, SMU, 2019 (3)
Threw four or more interceptions.....	Mike White, USF, 2013 (4)
Threw three or more interceptions.....	Christian Stewart, BYU, 2014 (3)
Completed a pass for 90 or more yards.....	Matt Johnson, Bowling Green, 2015 (94)
Completed a pass for 80 or more yards.....	Dane Evans, Tulsa, 2015 (80)
Completed a pass for 70 or more yards.....	Tylan Morton at South Alabama, 2019 (74)
Completed a pass for 60 or more yards.....	Evan Orth, South Alabama, 2018 (63)
Completed a pass for 50 or more yards.....	Clayton Tune, Houston, 2019 (53)

RECEIVING

Caught 15 or more passes.....	Linell Bonner, Houston, 2016 (17)
Caught 10 or more passes.....	James Proche, SMU, 2019 (13)
Had 200 or more yards receiving.....	Linell Bonner, Houston, 2016 (235)
Had 175 or more yards receiving.....	Trevon Brown, ECU, 2018 (193)
Had 150 or more yards receiving.....	Alex Bachman, Wake Forest, 2018 (171)
Had 125 yards or more receiving.....	James Proche, SMU, 2019 (149)
Had 100 or more yards receiving.....	Rashee Rice vs SMU, 2019 (122)
Caught three or more TD passes.....	Al Okwuegbunam, Missouri, 2018 (3)
Caught two or more TD passes.....	Kylen Granson, SMU, 2019 (2)

TOTAL OFFENSE

Had 500 or more yards of total offense.....	Shane Buechele, SMU, 2019 (506)
Had 400 or more yards of total offense.....	Darriel Mack, UCF (AAC CG), 2018 (407)
Had 300 or more yards of total offense.....	Zach Smith, Tulsa, 2019 (324)

SCORING

Accounted for five or more TDs.....	Darriel Mack, UCF (AAC CG), 2018 (6 - 2 pass, 4 rush)
Accounted for four or more TDs.....	Caleb Evans, ULM, 2019 (4 - 2 pass, 2 rush)
Accounted for three or more TDs.....	Shane Buechele, SMU, 2019 (3 - 3 passing)
Scored five or more TDs.....	J. Flanders, Tulsa, 2016 (5)
Scored four or more TDs.....	Caleb Evans, ULM, 2019 (4)
Scored three or more TDs.....	Corey Taylor II, 2019 (3 rush)
Scored two or more TDs.....	Kylen Granson, SMU (2, 2 receiving)
	Ke'Mon Freeman SMU, (2, 2, rushing)
Kicked four or more field goals.....	Kevin Fitzpatrick, Tulsa, 2009 (4)
Kicked three or more field goals.....	Cairo Santos, Tulane, 2012 (3)

DEFENSE

Intercepted two or more passes.....	Gleason Sprewell, Houston, 2018 (2)
Recovered two or more fumbles.....	D. Mathews, Houston, 2013 (2)
Forced two or more fumbles.....	Sean Williams, Navy, 2018 (2)
Returned a fumble for a touchdown.....	Jordan Lewis, Southern, 2019 (74 yards)
Recorded three or more sacks.....	Nick Brents-Dawson, 2016 (3)
Recorded two or more sacks.....	Harrison Hand, Temple 2019 (2)
Recorded five or more tackles for loss.....	Haason Reddick, Temple, 2016 (5)
Recorded four or more tackles for loss.....	Chris Daley, USF, 2001 (4)
Recorded three or more tackles for loss.....	Richard McBryde, SMU, 2019 (3.0)

SPECIAL TEAMS

Scored 10 or more points kicking.....	J. Rainey, Tulsa 2019 (11)
Kicked four or more field goals.....	Kevin Fitzpatrick, Tulsa, 2009 (4)
Kicked three or more field goals.....	Will Mobley, Temple 2019 (3)
Kicked a field goal of 50 yds or more.....	Jake Verity, ECU, 2018 (52)
Kicked a 70-yard punt.....	Caleb Houston, UCF, 2013 (71)
Kicked a 60-yard punt.....	Thomas Bennett, Tulsa 2018 (60)
Totaled 150 or more kick return yards.....	Sherman Badie, Tulane, 2017 (159)
Totaled 100 or more kick return yards.....	CJ Sanders, SMU, 2019 (113)
Totaled 100 or more punt return yards.....	Mario Hull, Rice, 2011 (121)
Had a punt return of 50 or more yards.....	Kenneth Acker, SMU, 2012 (59)
Had a 100-yard kickoff return.....	Fred Reed, Mississippi St., 2003

SCORING INDIVIDUAL RECORDS			
Most Points Scored (min. 18)			
Rk	Pts	Player vs Opponent	Year
T1	24	Patrick Taylor Jr. at Houston	2017
T1	24	Anthony Miller at UConn	2017
T1	24	Curtis Steele vs Tulsa	2009
T1	24	DeAngelo Williams vs Chattanooga	2004
T1	24	DeAngelo Williams vs Houston	2004
T1	24	DeAngelo Williams vs ECU	2004
T1	24	Dante Brown vs Houston	2001
T8	18	44 times, last by Riley Patterson	2019
Most TDs Scored (min. 3; rush/rec)			
Rk	TDs	Player vs Opponent	Year
T1	4	Patrick Taylor Jr. at Houston	2017
T1	4	Anthony Miller at UConn	2017
T1	4	Curtis Steele vs Tulsa	2009
T1	4	DeAngelo Williams vs Chattanooga	2004
T1	4	DeAngelo Williams vs Houston	2004
T1	4	DeAngelo Williams vs ECU	2004
T1	4	Dante Brown vs Houston	2001
T8	3	42 times, last by Kenneth Gainwell	2019
TDs Responsible For (min. 4; pass/rush)			
Rk	TDs	Player vs Opponent	Year
T1	7	Riley Ferguson at UConn (7 pass)	2017
T1	7	Riley Ferguson vs Bowling Green (6 pass, 1 rush)	2016
T1	7	Paxton Lynch vs SMU (7 pass)	2015
T1	7	Paxton Lynch vs BYU (4 pass, 3 rush)	2014
T5	6	Brady White at Houston (5 pass, 1 rush)	2019
T5	6	Riley Ferguson vs UCLA (6 pass)	2017
T7	5	Brady White vs Tulane (5 pass)	2019
T7	5	Brady White vs Mercer (5 pass)	2018
T7	5	Brady White vs Georgia State (5 pass)	2018
T7	5	Riley Ferguson vs SMU (3 rush, 2 pass)	2017
T7	5	Riley Ferguson vs Tulane (3 pass, 2 rush)	2017
T7	5	Paxton Lynch at Tulsa	2015
T7	5	Danny Wimprine vs Louisville	2004
T7	5	Danny Wimprine vs Murray State	2002
T7	5	Danny Wimprine vs Army	2001
T7	5	James Earl Wright vs Tulsa	1961
T16	4	34 times, last by Darrell Henderson at UCF (3 rush, 1 pass)	2018
Most PAT Made Kicking (min. 7)			
Rk	PAT	Player vs Opponent	Year
1	11	Jake Elliott vs Bowling Green	2016
2	10	Riley Patterson vs ECU	2017
T3	9	Riley Patterson vs Mercer	2018
T3	9	Riley Patterson vs SMU	2017
T3	9	Jake Elliott vs SMU	2015
T3	9	Jake Elliott at Tulsa	2015
T3	9	Jake Elliott vs Missouri State	2015
T3	9	Jake Elliott vs Austin Peay	2014
T3	9	Pete Weeks vs Louisville	1969
T10	8	Riley Patterson vs Georgia State	2018
T10	8	Riley Patterson at ECU	2018
T10	8	Riley Patterson vs Tulane	2017
T10	8	Joe Allison vs Tulane	1992
T10	8	Jack Carter vs Hardin-Simmons	1961
T15	7	15 times, last by Riley Patterson at USF	2019
Most Consecutive PAT Made (min. 100)			
Rk	PAT	Player	Years
1	202	Jake Elliott (202/202)	2013-16
2	101	Ryan White (101/101)	1998-2001
Most Points Kicking (min. 13)			
Rk	Pts	Player vs Opponent	Year
1	18	Riley Patterson vs SMU	2019
1	18	Ryan White vs UAB	1999
3	17	Stephen Gostkowski vs Arkansas State	2004
T4	16	Jake Elliott vs Tulsa	2014
T4	16	Ryan White vs Cincinnati	1998
T6	15	Jake Elliott at SMU	2016
T6	15	Jake Elliott at Houston	2013
T8	14	Jake Elliott at Bowling Green	2015
T8	14	Stephen Gostkowski vs Marshall	2005
T8	14	Stephen Gostkowski vs Ole Miss	2003
T8	14	Joe Allison vs Tulane	1992
T12	13	Riley Patterson vs Southern	2019
T12	13	Riley Patterson vs UCF	2017
T12	13	Jake Elliott vs Kansas	2016

Most Points Kicking (min. 13)			
Rk	Pts	Player vs Opponent	Year
T12	13	Jake Elliott vs Tulane	2015
T12	13	Jake Elliott at Kansas	2015
T12	13	Jake Elliott vs BYU	2014
T12	13	Matt Reagan vs UAB	2007
T12	13	Matt Reagan vs SMU	2007
T12	13	Stephen Gostkowski vs Louisville	2004
T12	13	Ryan White vs Arkansas State	2000
T12	13	Don Glosson vs Ole Miss	1983
T12	13	Rusty Bennett vs North Texas State	1977
Most Field Goals Made (min. 4)			
Rk	FGs	Player vs Opponent	Year
T1	5	Jake Elliott at Houston	2013
T1	5	Ryan White vs UAB	1999
T3	4	Riley Patterson vs SMU	2019
T3	4	Jake Elliott at Temple	2015
T3	4	Jake Elliott vs Tulsa	2014
T3	4	Matt Reagan vs UAB	2007
T3	4	Stephen Gostkowski vs Marshall	2005
T3	4	Stephen Gostkowski vs Arkansas State	2004
T3	4	Ryan White vs Arkansas State	2000
T3	4	Ryan White vs Cincinnati	1998
T3	4	Joe Allison vs Mississippi	1992
T3	4	Rusty Bennett vs North Texas	1977
Most Field Goals Attempted (min. 4)			
Rk	Att	Player vs Opponent	Year
1	6	Ryan White vs UAB	1999
T2	5	Jake Elliott at Temple	2015
T2	5	Jake Elliott vs Tulsa	2014
T2	5	Jake Elliott at Houston	2013
T5	4	Riley Patterson vs SMU	2019
T5	4	Riley Patterson at UCF	2017
T5	4	Riley Patterson vs Navy	2017
T5	4	Jake Elliott vs Kansas	2016
T5	4	Jake Elliott vs Tulane	2015
T5	4	Jake Elliott at Cincinnati	2014
T5	4	Matt Reagan vs Southern Miss	2009
T5	4	Matt Reagan vs UAB, Rice	2007
T5	4	Matt Reagan vs UAB, Houston	2006
T5	4	Trey Adams vs Chattanooga	2006
T5	4	Stephen Gostkowski vs Marshall	2005
T5	4	Stephen Gostkowski vs Arkansas State	2004
T5	4	Stephen Gostkowski vs Tennessee Tech	2003
T5	4	Ryan White vs Arkansas State	2000
T5	4	Ryan White vs Cincinnati	1998
T5	4	Joe Allison vs Mississippi	1992
T5	4	Rusty Bennett vs North Texas	1977
SCORING TEAM RECORDS			
Most Points Scored			
Rk	Pts	Opponent	Year
1	77	vs Bowling Green	2016
T2	70	vs ECU	2017
T2	70	at UConn	2017
T2	70	vs Tampa	1949
5	69	vs Louisville	1969
T6	66	vs Mercer	2018
T6	66	vs SMU	2017
T6	66	at Tulsa	2015
9	64	vs Union University	1950
T10	63	vs Missouri State	2015
T10	63	vs SMU	2015
T10	63	vs Austin Peay	2014
13	62	vs Tulane	1992
T14	61	vs East Central Oklahoma	1951
T14	61	vs Arkansas State	1949
Most Touchdowns Scored			
Rk	TDs	Opponent	Year
T1	11	vs Bowling Green	2016
T1	11	vs Tampa	1949
T3	10	vs ECU	2017
T3	10	at UConn	2017
T3	10	vs Louisville	1969
T3	10	vs Louisville	1969
T7	9	vs Mercer	2018
T7	9	vs SMU	2017
T7	9	vs SMU	2015
T7	9	at Tulsa	2015
T7	9	vs Missouri State	2015
T7	9	vs Austin Peay	2014
T7	9	vs East Central Oklahoma	1951

Most Touchdowns Scored			
Rk	TDs	Opponent	Year
T7	9	vs Arkansas State	1949
Most Rushing Touchdowns			
Rk	TDs	Opponent	Year
T1	7	vs SMU	2017
T1	7	vs Austin Peay	2014
T1	7	vs North Texas State	1971
T1	7	vs The Citadel	1962
T5	6	vs UConn	2018
T5	6	vs Houston	2018
T5	6	vs Tulane	2008
T5	6	vs Wichita State	1972
T5	6	vs Tulsa	1972
T5	6	vs Tulsa	1969
T5	6	vs Cincinnati	1969
Most Passing Touchdowns			
Rk	TDs	Opponent	Year
1	8	at UConn	2017
2	7	vs SMU	2015
T3	6	vs UCLA	2017
T3	6	vs Bowling Green	2016
T5	5	at Houston	2019
T5	5	vs Tulane	2019
T5	5	vs Mercer	2018
T5	5	vs Georgia State	2018
T5	5	vs SMU	2007
T5	5	vs Murray State	2002
T5	5	vs Louisville	1969
T5	5	at Tulsa	2015
T13	4	17 times, last vs UCF	2017
Most Extra Points			
Rk	EP	Opponent	Year
1	11	vs Bowling Green	2016
T2	10	vs ECU	2017
T2	10	at UConn	2017
T4	9	vs Mercer	2018
T4	9	vs SMU	2017
T4	9	vs Missouri State	2015
T4	9	at Tulsa	2015
T4	9	vs SMU	2015
T4	9	vs Austin Peay	2014
T4	9	vs Louisville	1969
T11	8	vs Georgia State	2018
T11	8	at ECU	2018
T11	8	vs Tulane	2017
T11	8	vs Chattanooga	2005
T11	8	vs Tulane	1992
Most Field Goals Made			
Rk	FGs	Opponent	Year
T1	5	at Houston	2013
T1	5	vs UAB	1999
T3	4	vs SMU	2019
T3	4	at Temple	2015
T3	4	vs Tulsa	2014
T3	4	vs UAB	2007
T3	4	vs Marshall	2005
T3	4	vs Arkansas State	2004
T3	4	vs Cincinnati	1998
T3	4	vs Ole Miss	1992
T3	4	vs North Texas State	1976
Most Field Goals Attempted			
Rk	Att	Opponent	Year
T1	6	vs UAB	1999
T1	6	vs North Texas State	1976
T3	5	at Temple	2015
T3	5	vs Tulsa	2014
T3	5	at Houston	2013
T6	4	15 times, last at UCF	2017
Most Consecutive Field Goals Made			
Rk	FGs	Years	
T1	16	1998-99	
T1	16	1983-84	
Most 2-Point Conversions Made			
Rk	No.	Opponent	Year
1	2	Louisville	1998

RUSHING INDIVIDUAL RECORDS			
Most Rushing Attempts			
Rk	Att	Player vs Opponent	Year
1	42	Marcus Holliday vs Tulane	1994
T2	39	Curtis Steele vs UTEP	2009
T2	39	DeAngelo Williams vs ECU	2005
4	38	Sam Craft at Cincinnati	2014
T5	37	DeAngelo Williams vs Ole Miss	2004
T5	37	Larry Porter vs Ole Miss	1993
T5	37	James King vs Wichita State	1977
8	36	DeAngelo Williams vs Southern Miss	2005
T9	35	DeAngelo Williams vs UTEP	2005
T9	35	Frank Fletcher vs Cincinnati	1994
T11	33	DeAngelo Williams vs Houston	2005
T11	33	DeAngelo Williams vs Houston	2004
T11	33	Marcus Holliday vs Arkansas	1994
T11	33	Dave Casinelli vs South Carolina	1963
Most Yards Rushing			
Rk	Yds	Player vs Opponent	Year
1	263	DeAngelo Williams vs USF	2004
2	262	DeAngelo Williams vs Houston	2004
3	260	Paul Gowen vs Tulsa	1969
4	240	Curtis Steele vs UTEP	2009
5	238	DeAngelo Williams vs Akron	2005
6	236	DeAngelo Williams vs UTEP	2005
7	233	Darrell Henderson vs Georgia State	2018
8	232	Curtis Steele vs Tulsa	2009
9	226	DeAngelo Williams vs ECU	2005
10	225	DeAngelo Williams vs UCF	2018
11	223	DeAngelo Williams vs Tulsa	2005
12	212	Darrell Henderson at Navy	2018
T13	210	Darrell Henderson at UCF	2018
T13	210	Dave Casinelli vs Houston	1963
15	209	Kenneth Gainwell at UL Monroe	2019
16	206	Larry Porter vs Arkansas State	1990
17	205	DeAngelo Williams vs Chattanooga	2005
18	203	Curtis Steele vs Arkansas State	2008
19	200	DeAngelo Williams vs Louisville	2004
T20	199	Darrell Henderson vs UCF	2018
T20	199	DeAngelo Williams vs USM	2004
22	198	DeAngelo Williams vs Houston	2005
23	195	DeAngelo Williams vs Tulane	2003
24	190	Teofilo Riley vs Arkansas State	1998
25	189	Richard Williams vs Georgia Tech	1980
Highest Average Per Carry (min. 12)			
Rk	AvG	Player vs Opponent	Year
1	16.6	Darrell Henderson vs Georgia State	2018
2	16.3	Darrell Henderson at Navy	2018
3	15.8	Richard Williams vs Georgia Tech	1980
4	15.3	Paul Gowen vs Tulsa	1969
5	14.9	Kenneth Gainwell at UL Monroe	2019
6	14.7	Darrell Henderson vs SMU	2017
7	14.1	Darrell Henderson vs ULM	2017
8	13.1	Darrell Henderson at UCF	2018
9	12.2	Curtis Steele vs Tulsa	2009
10	11.0	DeAngelo Williams vs Army	2002
11	10.8	DeAngelo Williams vs Murray State	2002
Longest Run From Scrimmage			
Rk	Yds	Player vs Opponent	Year
1	95	Keith White vs Arkansas State	1948
T2	92	Herb Covington vs Cincinnati	1966
T2	92	Sonny Parsons vs The Citadel	1961
T4	89	Keith Benton vs Louisville	1990
T4	89	Jack Scott vs Union	1948
Most Rushing Touchdowns			
Rk	TDs	Player vs Opponent	Year
T1	4	Patrick Taylor Jr at Houston	2017
T1	4	Curtis Steele vs Tulsa	2009
T1	4	DeAngelo Williams vs Chattanooga	2004
T1	4	DeAngelo Williams vs Houston	2004
T1	4	DeAngelo Williams vs ECU	2004
T1	4	Dante Brown vs Houston	2001
T7	3	35 times (last by Patrick Taylor at USF)	2019
RUSHING TEAM RECORDS			
Most Rushing Attempts			
Rk	Att	Opponent	Year
1	81	vs North Texas State	1971
2	77	vs Wichita State	1972

Most Rushing Attempts				
Rk	Att	Opponent	Year	
3	76	vs North Texas State	1979	
T4	70	vs Georgia Tech	1981	
T4	70	vs Virginia Tech	1970	

Fewest Rushing Attempts				
Rk	Att	Opponent	Year	
T1	19	vs UCF	2006	
T1	19	vs Arkansas	1998	
3	20	vs Mississippi	1998	

Most Yards Rushing				
Rk	Yds	Opponent	Year	
1	536	vs Arkansas State	1950	
2	507	vs Tulsa	1969	
3	485	vs Wichita State	1970	
4	456	vs North Texas State	1971	
5	436	vs Tulsa	1972	
6	419	vs The Citadel	1962	

Fewest Yards Rushing				
Rk	Yds	Opponent	Year	
T1	-14	vs SMU	2011	
T1	-14	vs Houston	1998	

Most Rushing Touchdowns				
Rk	Tds	Opponent	Year	
T1	7	vs SMU	2017	
T1	7	vs Austin Peay	2014	
T1	7	vs North Texas State	1971	
T1	7	vs The Citadel	1962	
T4	6	vs UConn	2018	
T4	6	vs Houston	2018	
T4	6	vs Tulane	2008	
T4	6	vs Wichita State	1972	
T4	6	vs Tulsa	1972	
T4	6	vs Cincinnati	1969	

PASSING INDIVIDUAL RECORDS

Most Passing Attempts				
Rk	Att	Player vs Opponent	Year	
T1	60	Martin Hankins vs ECU	2007	
T1	60	Martin Hankins vs Ole Miss	2007	
T1	60	Danny Wimprine vs Mississippi State	2003	
4	59	Martin Hankins vs SMU	2007	
5	55	Arkelon Hall vs Louisville	2008	
T6	53	Riley Ferguson at Houston	2017	
T6	53	Paxton Lynch vs Ole Miss	2015	
T6	53	Danny Wimprine vs USF	2002	
T9	51	Arkelon Hall vs Marshall	2008	
T9	51	Danny Wimprine vs USF	2003	
11	49	Riley Ferguson at UCF	2017	
T12	48	Riley Ferguson at UConn	2017	
T12	48	Will Hudgens vs ECU	2009	
T12	48	Martin Hankins vs Southern Miss	2007	
T12	48	Danny Wimprine vs Mississippi State	2002	
T16	46	Riley Ferguson vs USF	2016	
T16	46	Riley Ferguson at Ole Miss	2016	
T16	46	Paxton Lynch vs BYU	2014	
T16	46	Danny Wimprine vs Louisville	2004	
T20	45	Riley Ferguson vs Houston	2016	
T20	45	Andy Summerlin vs Southern Miss	2011	
T20	45	Will Hudgens vs Marshall	2007	
T20	45	Martin Hankins vs ECU	2006	
T20	45	Steve Matthews vs Mississippi State	1993	

Most Pass Completions				
Rk	Cmp	Player vs Opponent	Year	
1	41	Martin Hankins vs Ole Miss	2007	
2	39	Paxton Lynch vs Ole Miss	2015	
3	35	Martin Hankins vs Southern Miss	2007	
T4	34	Riley Ferguson at UConn	2017	
T4	34	Martin Hankins vs ECU	2007	
T6	33	Riley Ferguson at Houston	2017	
T6	33	Will Hudgens vs ECU	2009	
T6	33	Arkelon Hall vs Louisville	2008	
T9	32	Paxton Lynch at Tulsa	2015	
T9	32	Danny Wimprine vs UAB	2003	
T9	32	Danny Wimprine vs Mississippi State	2003	
T9	32	Danny Wimprine vs USF	2002	
T13	30	Riley Ferguson vs UCF	2017	
T13	30	Riley Ferguson vs Houston	2016	
T13	30	Riley Ferguson at Ole Miss	2016	

Most Pass Completions				
Rk	Cmp	Player vs Opponent	Year	
T13	30	Will Hudgens vs Marshall	2007	
T13	30	Martin Hankins vs SMU	2007	
T18	29	Riley Ferguson vs USF	2016	
T18	29	Paxton Lynch at Bowling Green	2015	
T18	29	Arkelon Hall vs Rice	2008	
T21	28	Brady White at Temple	2019	
T21	28	Will Hudgens vs Southern Miss	2009	
T21	28	Arkelon Hall vs Marshall	2008	
T24	27	Riley Ferguson at Tulsa	2017	
T24	27	Riley Ferguson at UCF	2017	
T24	27	Paxton Lynch vs Houston	2014	
T24	27	Paxton Lynch at UCLA	2014	
T24	27	Martin Hankins vs UCF	2006	

Most Yards Passing				
Rk	Yds	Player vs Opponent	Year	
T1	471	Riley Ferguson at Houston	2017	
T1	471	Riley Ferguson at UCF	2017	
3	447	Paxton Lynch at Tulsa	2015	
4	431	Riley Ferguson at UConn	2017	
5	416	Martin Hankins vs ECU	2007	
6	412	Paxton Lynch vs Cincinnati	2015	
7	409	Riley Ferguson vs Houston	2016	
T8	398	Riley Ferguson vs UCLA	2017	
T8	398	Danny Wimprine vs Mississippi State	2003	
10	396	Martin Hankins vs Southern Miss	2007	
11	386	Paxton Lynch at Bowling Green	2015	
12	384	Paxton Lynch vs Ole Miss	2015	
13	373	Arkelon Hall vs Rice	2008	
14	364	Arkelon Hall vs Marshall	2008	
15	363	Brady White at Temple	2019	
16	362	Brady White at ECU	2018	
17	361	Danny Wimprine vs Louisville	2004	
18	359	Riley Ferguson vs Bowling Green	2016	
T19	358	Brady White vs Tulane	2019	
T19	358	Brady White vs Mercer	2018	
21	356	Danny Wimprine vs Arkansas State	2004	
T22	355	Martin Hankins vs Tulane	2007	
T22	355	Danny Wimprine vs Ole Miss	2003	
T22	355	Rusty Trail vs Southern Miss	1988	
25	354	Paxton Lynch at Kansas	2015	

Highest Average Gain/Completion				
Rk	Yds	Player vs Opponent (Cmp-Yds)	Year	
1	33.22	Riley Ferguson vs ECU (9-299)	2017	
2	29.22	Danny Wimprine vs Chattanooga (9-263)	2004	
3	28.25	Neil Suber vs ECU (8-226)	1999	
4	28.10	Keith Benton vs UCF (7-197)	1990	
5	24.85	Lloyd Patterson vs North Texas (7-171)	1977	
6	24.77	Bernard Oden vs Michigan St. (9-223)	1997	
T7	24.67	Paxton Lynch vs SMU (9-222)	2015	
T7	24.67	Neil Suber vs Tennessee (9-222)	1999	
9	23.88	Lloyd Patterson vs USM (9-215)	1977	
10	23.83	Will Hudgens vs UCF (6-143)	2009	

Most Touchdown Passes				
Rk	Tds	Player vs Opponent	Year	
T1	7	Riley Ferguson at UConn	2017	
T1	7	Paxton Lynch vs SMU	2015	
T3	6	Riley Ferguson vs UCLA	2017	
T3	6	Riley Ferguson vs Bowling Green	2016	
T5	5	Brady White at Houston	2019	
T5	5	Brady White vs Tulane	2019	
T5	5	Brady White vs Mercer	2018	
T5	5	Brady White vs Georgia State	2018	
T9	5	Danny Wimprine vs Murray State	2002	
T9	4	Riley Ferguson at UCF	2017	
T9	4	Riley Ferguson at Tulsa	2017	
T9	4	Riley Ferguson vs Bowling Green	2016	
T9	4	Riley Ferguson vs Houston	2016	
T9	4	Riley Ferguson at SMU	2016	
T9	4	Paxton Lynch at Tulsa	2015	
T9	4	Paxton Lynch vs UConn	2014	
T9	4	Paxton Lynch vs BYU	2014	
T9	4	Tyler Bass vs UT Martin	2009	
T9	4	Arkelon Hall vs UAB	2008	
T9	4	Martin Hankins vs ECU	2007	
T9	4	Martin Hankins vs Southern Miss	2007	
T9	4	Martin Hankins vs SMU	2007	
T9	4	Danny Wimprine vs Bowling Green	2004	
T9	4	Danny Wimprine vs Louisville	2004	
T9	4	Danny Wimprine vs ECU	2003	
T9	4	Danny Wimprine vs Louisville	2002	
T9	4	Danny Wimprine vs Army	2001	

Most Touchdown Passes				
Rk	Tds	Player vs Opponent	Year	
T9	4	Steve Matthews vs Tulane	1992	

Most Interceptions Thrown				
Rk	Ints	Player vs Opponent	Year	
T1	5	Martin Hankins vs ECU	2006	
T1	5	Danny Wimprine vs Mississippi State	2002	
T1	5	Darrell Martin vs Vanderbilt	1980	
T1	5	Keith Benton vs Missouri	1990	
T5	4	Several tied; last Hankins vs Ole Miss	2007	

PASSING TEAM RECORDS

Most Passing Attempts				
Rk	Att	Opponent	Year	
T1	61	vs Ole Miss	2007	
T1	61	vs ECU	2007	
T1	61	vs SMU	2007	
T1	61	vs Mississippi State	2003	
5	56	vs Louisville	2008	
T6	55	at UConn	2017	
T6	55	vs USF	2002	
T8	54	vs Marshall	2008	
T8	54	vs Tulane	2000	
T10	53	at Houston	2017	
T10	53	vs Ole Miss	2015	
12	51	vs USF	2003	
T13	49	at UCF	2017	
T13	49	vs ECU	2009	
T13	49	vs Southern Miss	2007	
16	48	vs Ole Miss	2002	
T17	47	at Ole Miss	2016	
T17	47	vs Marshall	2011	
T17	47	vs Mississippi State	1993	

Fewest Passing Attempts				
Rk	Att	Opponent	Year	
1	3	vs Arkansas State	1982	

Most Passing Completions			
Rk	Cmp	Opponent	Year
1	41	vs Ole Miss	2007
T2	39	at UConn	2017
T2	39	vs Ole Miss	2015
4	35	vs Southern Miss	2007
T5	34	vs Louisville	2008
T5	34	vs ECU	2007
T7	33	at Houston	2017
T7	33	vs ECU	2009
T7	33	vs USF	2002
T10	32	at Houston	2015
T10	32	at Tulsa	2015
T10	32	vs SMU	2007
T10	32	vs Mississippi State	2003
T10	32	vs UAB	2003
15	31	at Ole Miss	2016
T16	30	vs Houston	2016
T16	30	vs Marshall	2007
T16	30	vs Mississippi State	1993
T16	30	at UCF	2017
T20	29	vs USF	2016
T20	29	at Bowling Green	2015
T20	29	vs Rice	2008
T20	29	vs Marshall	2008
T24	28	at Temple	2019
T24	28	at Tulsa	2017
T24	28	vs Southern Miss	2009
T27	26	vs Southeast Missouri	2016
T27	26	vs Navy	2015
T27	26	vs Houston	2014
T27	26	vs SMU	2013
T27	26	vs Mississippi State	2011
T27	26	vs Middle Tennessee	2012
T27	26	vs UAB	2009
T27	26	vs Florida Atlantic	2007
T27	26	vs Marshall	2006
T27	26	vs Bowling Green State	2004
T27	26	vs UAB	2004

Most Yards Receiving			
Rk	Yds	Player vs Opponent	Year
6	185	Anthony Miller vs UCLA	2017
7	178	Anthony Miller at Houston	2017
8	177	Marcus Rucker vs Middle Tennessee	2012
9	176	Damonte Coxie at ECU	2018
T10	174	Duke Calhoun vs UT Martin	2009
T10	174	Ryan Roskelly vs Tulsa	1994
12	173	Maurice Jones vs Rice	2008
13	172	Richie Floyd vs Tulane	1996
14	163	Anthony Miller vs SMU	2017
15	162	Duke Calhoun vs UCF	2009
16	161	Sean Dykes at UCF	2017
17	160	Bill Robertson vs Arkansas State	1950
T18	159	Duke Calhoun vs UAB	2007
T18	159	Preston Riley vs Louisville	1968
20	158	Carlos Singleton vs Marshall	2008
21	156	Anthony Miller vs Cincinnati	2015
T22	155	Marcus Rucker vs Southern Miss	2010
T22	155	Richie Floyd vs Cincinnati	1997
24	153	Anthony Miller vs USF	2016
25	151	Anthony Miller vs Western Kentucky	2016

Avg. Gain/Reception (Min. 3 Rec.)			
Rk	Avg	Player vs Opponent	Year
1	53.6	Sean Dykes at UCF (3-161)	2017
2	40.5	Duke Calhoun vs UCF (4-162)	2009
3	39.8	Duke Calhoun vs UAB (4-159)	2007
4	38.8	Marcus Rucker vs USM(4-155)	2010
5	37.6	Tavarious Davis vs Ole Miss (3-113)	2003
6	36.3	Antoine Harden vs Army (3-109)	2001
7	34.3	Ryan Scott vs Akron (3-103)	2005
8	33.8	DeAngelo Williams vs TTU (4-135)	2003
9	33.0	Darrius Blevins vs Tulane (4-132)	1997
10	32.7	Tevin Jones at Bowling Green (3-98)	2015
11	32.0	Earnest Williams vs Tulane (3-96)	2007
12	31.8	Preston Riley vs Louisville (5-159)	1968
13	29.8	Duke Calhoun vs Rice (4-119)	2007
14	29.5	Billy Foster vs APSU (4-118)	2011
15	29.3	Maurice Jones vs Tulane (4-117)	2007
16	29.0	Ryan Roskelly vs Tulsa (6-174)	1994
17	28.3	Darron White vs ASU (3-85)	2004
18	28.2	Duke Calhoun vs Marshall (5-141)	2009
19	28.0	Robert Douglas vs ASU (3-84)	2004
20	27.7	Sam Craft vs UT Martin (3-83)	2013
21	27.3	Duke Calhoun vs UCT (4-109)	2006
22	27.3	Mose Frazier vs USF (3-82)	2014
T23	27.0	Damonte Coxie vs USA (3-81)	2019
T23	27.0	Keiwone Malone at Louisville (3-81)	2013
T23	27.0	Chris Kelley vs BGSU (4-108)	2004

Most Touchdown Receptions			
Rk	Tds	Player vs Opponent	Year
1	4	Anthony Miller at UConn	2017
T2	3	Anthony Miller at UCF	2017
T2	3	Anthony Miller vs Western Kentucky	2016
T2	3	Carlos Singleton vs SMU	2007
T2	3	Russell Copeland vs Tennessee	1992
T2	3	Stan Davis vs Ole Miss	1971
T2	3	Bob Sherlag vs Mississippi State	1965
T2	3	Don Coffey vs Tulsa	1961

Longest Pass Reception			
Rk	Yds	Player vs Opponent	Year
1	94	Earnest Gray vs Houston	1978
2	93	Billy Foster vs Austin Peay State	2011
T3	92	Tavarious Davis vs Ole Miss	2003
T3	92	Damien Dodson vs Houston	1998
5	89	Anthony Miller vs ECU	2017
6	85	Duke Calhoun vs UT Martin	2009
T7	84	Anthony Miller vs Kansas	2016
T7	84	Chris Martin vs Southern Miss	1988
T7	84	Edwin Lovelady vs Arkansas State	1984
10	83	Derrick Crawford vs Arkansas State	1983
T11	82	Anthony Miller vs Cincinnati	2015
T11	82	Ryan Scott vs UAB	2006
T11	82	Ken Coutain vs Tennessee	1999
T11	82	Damien Dodson vs Ole Miss	1998
T11	82	Teofilo Riley vs Houston	1996
T11	82	Harold Sterling vs Southern Miss	1960
17	81	Marcus Rucker vs Southern Miss	2010
T18	80	Duke Calhoun vs Marshall	2009
T18	80	Steven Black vs Arkansas State	2007
T18	80	DeAngelo Williams vs TTU	2003
T18	80	Russell Copeland vs ECU	1992
22	79	Jerry Harris vs Florida State	1984

Longest Pass Reception			
Rk	Yds	Player vs Opponent	Year
23	76	Russell Copeland vs UCF	1990
T24	75	Patrick Taylor Jr. vs Mercer	2018
T24	75	Damonte Coxie at ECU	2018
T24	75	Billy Moody vs Virginia Tech	1985
T24	75	Enis Jackson vs Mississippi State	1984

Most Consecutive Games with a Reception			
Rk	Gms	Player	
1	49	Duke Calhoun	
2	37	Phil Mayhue	
3	36	Anthony Miller	
4	29	Damonte Coxie	
5	28	Carlos Singleton	
6	27	Russell Copeland	
7	26	Earnest Gray	
8	24	Darron White	
T9	22	Bunkie Perkins	
T9	22	Isaac Bruce	
T9	22	Ryan Roskelly	
12	21	Richie Floyd	
13	19	Damien Dodson	
14	18	John Bush	
T15	16	Ryan Scott	
T15	16	Tannar Rehrrer	
17	15	Wayne Pryor	

Total Offense Individual Records			
Most Offensive Plays (Min. 50)			
Rk	No.	Player vs Opponent	Year
1	68	Martin Hankins vs ECU	2007
T2	66	Arkelon Hall vs Louisville	2008
T2	66	Danny Wimprine vs USF	2002
T4	63	Martin Hankins vs Ole Miss	2007
T4	63	Danny Wimprine vs Mississippi State	2003
6	62	Martin Hankins vs SMU	2007
7	61	Paxton Lynch vs Ole Miss	2015
T8	60	Arkelon Hall vs Marshall	2008
T8	60	Bernard Oden vs Minnesota	1997
10	59	Paxton Lynch vs BYU	2014
11	57	Riley Ferguson at Houston	2017
12	56	Riley Ferguson vs Western Kentucky	2016
T13	54	Qadry Anderson vs Louisville	1996
T13	54	Billy Fletcher vs Wake Forest	1965
15	53	Danny Wimprine vs USF	2003
T16	52	Paxton Lynch vs Houston	2014
T16	52	Danny Wimprine vs Louisville	2004
T16	52	Steve Matthews vs Louisville	1993
T19	51	Riley Ferguson at UCF	2017
T19	51	Riley Ferguson at Ole Miss	2016
T19	51	Paxton Lynch at UCLA	2014
T19	51	Martin Hankins vs Southern Miss	2007
T19	51	Danny Wimprine vs Mississippi State	2002
T19	51	Rusty Trail vs Southern Miss	1988

Most Total Offense (Min. 350)			
Rk	Yds	Player vs Opponent	Year
1	466	Riley Ferguson at UCF	2017
2	465	Riley Ferguson at Houston	2017
3	464	Paxton Lynch vs Cincinnati	2015
4	453	Paxton Lynch at Tulsa	2015
5	420	Riley Ferguson at UConn	2017
6	414	Riley Ferguson vs Houston	2016
7	409	Arkelon Hall vs Rice	2008
8	405	Martin Hankins vs ECU	2007
9	403	Paxton Lynch at Bowling Green	2015
T10	394	Riley Ferguson vs UCLA	2017
T10	394	Paxton Lynch vs Ole Miss	2015
12	390	Martin Hankins vs Southern Miss	2007
T13	386	Paxton Lynch vs Tulane	2015
T13	386	Danny Wimprine vs Louisville	2004
T15	383	Danny Wimprine vs Arkansas State	2004
T15	383	Danny Wimprine vs Mississippi State	2003
17	378	Brady White vs Mercer	2018
18	376	Danny Wimprine vs Ole Miss	2003
19	375	Rusty Trail vs Southern Miss	1988
20	373	Tyler Bass vs UT Martin	2009
T21	372	Riley Ferguson vs USF	2016
T21	372	Arkelon Hall vs Louisville	2008
23	368	Paxton Lynch at Kansas	2015

Avg. Gain/Play (Min. 25 Plays)			
Rk	Avg	Player vs Opponent	Year
1	12.5	Riley Ferguson vs Houston	2016
2	12.3	Riley Ferguson at UCF	2017
3	12.1	Brady White vs Mercer	2018
4	12.0	Riley Ferguson at UConn	2017
5	11.7	Paxton Lynch vs Tulane	2015
6	11.5	Danny Sparkman vs Cincinnati	1984
7	11.4	Kenneth Gainwell vs Tulane	2019
8	11.3	Riley Ferguson vs USF	2016
9	10.8	Martin Hankins vs UAB	2007
10	10.6	Taylor Reed vs Austin Peay State	2011
T11	10.7	Brady White at ECU	2018
T11	10.7	Danny Wimprine vs Ole Miss	2003
13	10.4	Paxton Lynch at SMU	2014
14	10.2	Steve Matthews vs ECU	1992
T15	9.6	Paxton Lynch at Cincinnati	2014
T15	9.6	Ryan Williams vs ECU	2010

Total Offense Team Records			
Most Offensive Plays			
Rk	No.	Opponent	Year
1	108	vs SMU	2007
2	100	at UConn	2017
3	97	vs BYU	2014
T4	96	at Tulsa	2015
T4	96	vs Ole Miss	2007
T6	94	vs Ole Miss	2015
T6	94	at Cincinnati	2014
T8	92	vs Houston	2018
T8	92	vs Murray State	1985
T10	91	vs Ole Miss	1983
T10	91	vs Southwestern Louisiana	1983
12	90	at Bowling Green	2015
T13	89	vs ECU	2007
T13	89	vs Rice	2007
T13	89	vs Mississippi State	2003
T13	89	vs USF	2003
T13	89	vs Louisville	1968
T13	89	vs North Texas State	1971
T13	89	at UCF	2017
20	88	vs Arkansas State	2004
T21	87	vs Mississippi State	2011
T21	87	vs Ole Miss	2004
T23	86	vs Mercer	2018
T23	86	at Houston	2015
T23	86	vs Middle Tennessee	2014
T23	86	vs Louisville	2008
T23	86	vs Cincinnati	1995

Fewest Offensive Plays			
Rk	No.	Opponent	Year
1	30	vs Ole Miss	1964

Most Total Yards			
Rk	Yds	Opponent	Year
1	753	at UCF	2017
2	752	vs Mercer	2018
3	711	at UConn	2017
4	704	at Tulsa	2015
5	679	vs Georgia State	2018
6	664	vs SMU	2017
7	659	vs Louisville	1969
8	651	at Kansas	2015
9	639	at ECU	2018
10	635	vs Bowling Green	2016
11	634	vs UConn	2018
12	630	vs Cincinnati	1984
T13	610	vs Houston	2018
T13	610	at Cincinnati	2014
15	608	vs USF	2016
16	603	vs Louisville	2004
17	597	vs Wichita State	1970
18	592	vs Chattanooga	2005
19	583	at UCF	2018
20	582	at SMU	2014
21	581	vs Tulane	2015
22	575	vs Southern	2019
23	571	vs Rice	2007
24	570	vs Cincinnati	2015
25	568	vs Mississippi State	2003

Fewest Total Yards			
Rk	Yds	Opponent	Year
1	47	vs Ole Miss	1964

Punting Individual Records			
Most Punts			
Rk	No.	Player	Year
1	13	Hugh Owens vs Texas A&M	1979
T2	12	Tom Hornsey vs SMU	2011
T2	12	Mike Coughlin vs Michigan	1995
T2	12	Arthur Franklin vs Southwestern La.	1986
T2	12	Hugh Owens vs Texas A&M	1978
T2	12	Paul Wilson vs South Carolina	1972
T7	11	Tom Hornsey vs Southern Miss	2011
T7	11	Ben Graves vs Southern Miss	2000
T7	11	Jim Cande vs Ole Miss	1999
T7	11	Hugh Owens vs Houston	1978
T7	11	Durwood Gordon vs W. Texas State	1968
T12	10	Tom Hornsey vs Rice	2011
T12	10	Tom Hornsey vs UCF	2011
T12	10	Tom Hornsey vs Middle Tennessee	2010
T12	10	Tom Hornsey vs Louisville	2010
T12	10	Matt Reagan vs Middle Tennessee	2009
T12	10	Ben Graves vs Mississippi State	2000
T12	10	James Gaither vs Southern Miss	2001
T12	10	Drew Pairamore vs Louisville	1996
T12	10	Mike Coughlin vs Southwestern La.	1995

Most Yards Punted			
Rk	Yds	Player vs Opponent	Year
1	492	Hugh Owens vs Texas A&M	1979
2	475	Tom Hornsey vs SMU	2011
T3	471	Tom Hornsey vs Rice	2011
T3	471	Tom Hornsey vs Southern Miss	2011
5	450	James Gaither vs Southern Miss	2001
6	442	Ben Graves vs Mississippi State	2000
7	438	Tom Hornsey vs Mississippi State	2010
8	433	Hugh Owens vs Texas A&M	1978
9	423	Hugh Owens vs Houston	1978
10	421	Stan Weaver vs Vanderbilt	1982
11	419	Tom Hornsey vs Louisville	2010
12	417	Tom Hornsey vs Middle Tennessee	2010
T13	416	Matt Reagan vs Middle Tennessee	2009
T13	416	Paul Wilson vs South Carolina	1972

Highest Punting Average (2 Punts Min.)			
Rk	Avg	Player vs Opponent	Year
1	54.7	Adam Williams at ULM (3-164)	2019
2	53.7	Spencer Smith vs Temple (3-161)	2016
3	53.5	Matt Reagan vs Marshall (6-321)	2009
4	53.0	Brent Sutherland vs Rice (2-106)	2007
T5	52.7	Spencer Smith vs Cincinnati (6-316)	2015
T5	52.7	Tom Hornsey vs Tulane (3-158)	2012
7	52.5	Michael Gibson vs UAB (2-105)	2005
8	52.3	James Gaither vs Army (4-209)	2001
T9	52.0	Adam Williams vs South Alabama (2-104)	2018
T9	52.0	Spencer Smith vs SIU (2-104)	2017
T9	52.0	Spencer Smith vs SMU (2-104)	2015
T9	52.0	Preston Watts vs Union	1942
13	51.7	Tom Hornsey at Houston (3-155)	2013
T14	51.3	Adam Williams vs Tulane (3-154)	2019
T14	51.3	Spencer Smith vs Kansas (3-154)	2016
T16	51.0	Spencer Smith vs Austin Peay	2014
T16	51.0	Matt Reagan vs ECU (4-204)	2009
T16	51.0	Brent Sutherland vs Nicholls St. (2-102)	2008
19	50.9	Michael Gibson vs Tennessee (7-356)	2006
20	50.8	Adam Williams at SMU (4-203)	2018
21	50.5	Tom Hornsey vs Temple (4-202)	2013
22	50.3	Jeff Buffaloe vs Louisville (7-352)	1992
T23	49.6	Spencer Smith at SMU (5-248)	2016
T23	49.6	Tom Hornsey at MTSU (5-248)	2013

Longest Punt

Longest Punt			
Rk	Yds	Player vs Opponent	Year
T6	73	Michael Gibson vs Tennessee	2006
8	72	Spencer Smith vs Cincinnati	2015
9	71	Olie Cordill vs West Texas State	1963
T10	70	Tom Hornsey vs UT Martin	2013
T10	70	Brent Sutherland vs Florida Atlantic	2007
T10	70	Michael Gibson vs Tennessee	2006
T10	70	Michael Gibson vs Marshall	2005
T10	70	Russell Richards vs Florida State	1980

PUNTING TEAM RECORDS

Most Punts			
Rk	No.	Opponent	Year
1	13	vs Texas A&M	1979
T2	12	vs SMU	2011
T2	12	vs Michigan	1995
T2	12	vs Southwestern Louisiana	1986
T2	12	vs Texas A&M	1978
T2	12	vs South Carolina	1972
T7	11	vs Southern Miss	2011
T7	11	vs Mississippi State	2000
T7	11	vs Ole Miss	1999
T7	11	vs Houston	1978
T7	11	vs West Texas State	1968

Most Yards Punted			
Rk	Yds	Opponent	Year
1	492	vs Texas A&M	1979
2	475	vs SMU	2011
T3	471	vs Rice	2011
T3	471	vs Southern Miss	2011
T5	450	vs UTEP	2005
T5	450	vs Southern Miss	2001
7	442	vs Mississippi State	2000
8	438	vs Mississippi State	2010
9	433	vs Texas A&M	1978
10	423	vs Houston	1978
11	421	vs Vanderbilt	1982
12	419	vs Louisville	2010
13	417	vs Middle Tennessee	2010
T14	416	vs Middle Tennessee	2009
T14	416	vs South Carolina	1972

Fewest Yards Punted			
Rk	Yds	Opponent	Year
1	11	vs Southern Miss	1977

Highest Punting Average (Min. 2 punts)			
Rk	Avg	Opponent	Year
1	54.7	at UL Monroe	2019
2	53.5	vs Marshall	2009
3	53.0	vs Rice	2007
4	52.7	vs Cincinnati	2015
5	52.7	vs Tulane	2012
6	52.5	vs UAB	2005
7	52.3	vs Army	2001
T8	52.0	vs South Alabama	2018
T8	52.0	vs Houston	2004
10	51.7	at Houston	2013
11	51.3	vs Tulane (3-154)	2019
T12	51.0	vs Austin Peay	2014
T12	51.0	vs ECU	2009
14	50.9	vs Tennessee	2006
15	50.8	at SMU	2018
16	50.5	at Kansas	2015
17	50.3	vs Louisville	1992

Lowest Punting Average			
Rk	Avg	Opponent	Year
1	11.0	vs Southern Miss	1977

KICKING INDIVIDUAL RECORDS

Most Points Kicking			
Rk	Pts	Player vs Opponent	Year
T1	18	Riley Patterson vs SMU	2019
T1	18	Ryan White vs UAB	1999
3	17	Stephen Gostkowski vs Arkansas St.	2004
T4	16	Jake Elliott vs Tulsa	2014
T4	16	Ryan White vs Cincinnati	1998
T6	15	Jake Elliott at SMU	2016
T6	15	Jake Elliott at Houston	2013

Most Points Kicking			
Rk	Pts	Player vs Opponent	Year
T8	14	Jake Elliott at Bowling Green	2015
T8	14	Stephen Gostkowski vs Marshall	2005
T8	14	Stephen Gostkowski vs Ole Miss	2003
T8	14	Joe Allison vs Tulane	1992
T12	13	Riley Patterson vs Southern	2019
T12	13	Riley Patterson at UCF	2017
T12	13	Jake Elliott vs Kansas	2016
T12	13	Jake Elliott at Kansas	2015
T12	13	Jake Elliott vs Ole Miss	2015
T12	13	Jake Elliott vs Tulane	2015
T12	13	Jake Elliott vs BYU	2014
T12	13	Matt Reagan vs UAB	2007
T12	13	Matt Reagan vs SMU	2007
T12	13	Stephen Gostkowski vs Louisville	2004
T12	13	Ryan White vs Arkansas State	2000
T12	13	Don Glosson vs Ole Miss	1983

Most PAT Attempted			
Rk	Att	Player vs Opponent	Year
1	11	Jake Elliott vs Bowling Green	2016
2	10	Riley Patterson vs ECU	2017
T3	9	Riley Patterson vs Mercer	2018
T3	9	Riley Patterson vs SMU	2017
T3	9	Jake Elliott vs SMU	2015
T3	9	Jake Elliott at Tulsa	2015
T3	9	Jake Elliott vs Missouri State	2015
T3	9	Jake Elliott vs Austin Peay	2014
T3	9	Pete Weeks vs Louisville	1969
T10	8	Riley Patterson vs UConn	2018
T10	8	Riley Patterson at ECU	2018
T10	8	Riley Patterson vs GSU	2018
T10	8	Riley Patterson vs Tulane	2017
T10	8	Joe Allison vs Tulane	1992
T10	8	Jack Carter vs Hardin-Simmons	1961
T16	7	Riley Patterson vs Southern	2019
T16	7	Riley Patterson vs South Alabama	2018
T16	7	Riley Patterson vs Houston	2018
T16	7	Riley Patterson at UCF	2017
T16	7	Jake Elliott at Kansas	2015
T16	7	Jake Elliott vs BYU	2014
T16	7	Matt Reagan vs SMU	2007
T16	7	Stephen Gostkowski vs Chattanooga	2005
T16	7	Stephen Gostkowski vs Chattanooga	2004
T16	7	Stephen Gostkowski vs Tulane	2004
T16	7	W.D. Weeks vs Wichita State	1970
T16	7	Roger Carter vs Cincinnati	1972

Most PAT Made			
Rk	Pat	Player vs Opponent	Year
1	11	Jake Elliott vs Bowling Green	2016
2	10	Riley Patterson vs ECU	2017
T3	9	Riley Patterson vs Mercer	2018
T3	9	Riley Patterson vs SMU	2017
T3	9	Jake Elliott vs SMU	2015
T3	9	Jake Elliott at Tulsa	2015
T3	9	Jake Elliott vs Missouri State	2015
T3	9	Jake Elliott vs Austin Peay	2014
T3	9	Pete Weeks vs Louisville	1969
T10	8	Riley Patterson vs Georgia State	2018
T10	8	Riley Patterson at ECU	2018
T10	8	Riley Patterson vs Tulane	2017
T10	8	Joe Allison vs Tulane	1992
T10	8	Jack Carter vs Hardin-Simmons	1961
T15	7	Riley Patterson vs Southern	2019
T15	7	Riley Patterson vs UConn	2018
T15	7	Riley Patterson vs South Alabama	2018
T15	7	Riley Patterson vs Houston	2018
T15	7	Riley Patterson at UCF	2017
T15	7	Jake Elliott at Kansas	2015
T15	7	Matt Reagan vs SMU	2007
T15	7	Stephen Gostkowski vs Chattanooga	2005
T15	7	Stephen Gostkowski vs Chattanooga	2004
T15	7	Stephen Gostkowski vs Tulane	2004
T15	7	Pete Weeks vs Wichita State	1970
T15	7	Roger Carter vs Cincinnati	1972

Most Field Goals Made in a Half			
Rk	Fgs	Player vs Opponent	Year
1	4	Ryan White vs UAB	1999

Most Field Goals Attempted			
Rk	Att	Player vs Opponent	Year
1	6	Ryan White vs UAB	1999
T2	5	Jake Elliott at Temple	2015

Most Field Goals Attempted			
Rk	Att	Player vs Opponent	Year
T2	5	Jake Elliott vs Tulsa	2014
T2	5	Jake Elliott at Houston	2013
T5	4	Riley Patterson vs SMU	2019
T5	4	Riley Patterson vs Navy	2017
T5	4	Jake Elliott vs Kansas	2016
T5	4	Jake Elliott vs Tulane	2015
T5	4	Jake Elliott at Cincinnati	2014
T5	4	Matt Reagan vs Southern Miss	2009
T5	4	Matt Reagan vs Rice	2007
T5	4	Matt Reagan vs UAB	2007
T5	4	Matt Reagan vs UAB	2006
T5	4	Matt Reagan vs Houston	2006
T5	4	Stephen Gostkowski vs Marshall	2005
T5	4	Stephen Gostkowski vs ECU	2005
T5	4	Stephen Gostkowski vs Arkansas St.	2004
T5	4	Stephen Gostkowski vs TTU	2003
T5	4	Ryan White vs Arkansas State	2000
T5	4	Ryan White vs Cincinnati	1998
T5	4	Joe Allison vs Ole Miss	1992
T5	4	Rusty Bennett vs North Texas	1977

Most Field Goals Made			
Rk	Att	Player vs Opponent	Year
T1	5	Jake Elliott at Houston	2013
T1	5	Ryan White vs UAB	1999
T3	4	Riley Patterson vs SMU	2019
T3	4	Jake Elliott at Temple	2015
T3	4	Jake Elliott vs Tulsa	2014
T3	4	Matt Reagan vs UAB	2006
T3	4	Matt Reagan vs Houston	2006
T3	4	Stephen Gostkowski vs Marshall	2005
T3	4	Stephen Gostkowski vs Arkansas St.	2004
T3	4	Ryan White vs Arkansas State	2000
T3	4	Ryan White vs Cincinnati	1998
T3	4	Joe Allison vs Ole Miss	1992
T3	4	Rusty Bennett vs North Texas	1977

Longest Field Goal Made			
Rk	Att	Player vs Opponent	Year
1	56	Jake Elliott at USF	2013
2	54	Jake Elliott vs BYU	2014
T3	53	Jake Elliott vs Auburn	2015
T3	53	Jake Elliott vs Tulsa	2014
T3	53	Stephen Gostkowski vs Marshall	2005
T6	52	Riley Patterson at Missouri	2018
T6	52	Jake Elliott at Bowling Green	2015
T6	52	Jake Elliott vs SMU	2013
T6	52	Ryan White vs Cincinnati	1998
T6	52	Luis Tejeda vs Ole Miss	1994
T6	52	Don Glosson vs Florida State	1985

KICKING TEAM RECORDS

Most Extra Points			
Rk	EP	Opponent	Year
1	11	vs Bowling Green	2016
T2	10	vs ECU	2017
T2	10	at UConn	2017
T4	9	vs Mercer	2018
T4	9	vs SMU	2017
T4	9	vs Austin Peay	2014
T4	9	vs Louisville	1969
T4	9	vs Missouri State	2015
T4	9	vs Tulsa	2015
T4	9	vs SMU	2015
T11	8	vs Georgia State	2018
T11	8	at ECU	2018
T11	8	vs Tulane	2017
T11	8	vs Chattanooga	2005
T11	8	vs Tulane	1992
T16	7	vs Southern	2019
T16	7	vs UConn	2018
T16	7	vs South Alabama	2018
T16	7	vs Houston	2018
T16	7	at UCF	2017
T16	7	vs BYU	2014
T16	7	vs SMU	2007
T16	7	vs Chattanooga	2004
T16	7	vs Tulane	2004
T16	7	vs Houston	2001
T16	7	vs Virginia Tech	1973
T16	7	vs Wichita State	1972
T16	7	vs Cincinnati	1972
T16	7	vs Louisville	1962
T16	7	vs Kansas	2015
T16	7	vs Cincinnati	2015

Most Field Goals Made			
Rk	Fgs	Opponent	Year
T1	5	at Houston	2013
T1	5	vs UAB	1999
T3	4	vs SMU	2019
T3	4	vs Tulsa	2014
T3	4	vs UAB	2007
T3	4	vs Marshall	2005
T3	4	vs Arkansas State	2004
T3	4	vs Cincinnati	1998
T3	4	vs Ole Miss	1992
T3	4	vs North Texas State	1976
T3	4	vs Cincinnati	2015
T3	4	vs Temple	2015
T9	3	30 times; last vs Navy	2018

Most Field Goals Attempted			
Rk	Att	Opponent	Year
T1	6	vs UAB	1999
T1	6	vs North Texas State	1976
T3	5	vs Tulsa	2014
T3	5	at Houston	2013
T3	5	vs Cincinnati	2015
T3	5	vs Temple	2015
T5	4	17 times; last at UCF	2017

KICK RETURN INDIV. RECORDS

Kickoff Returns			
Rk	Ret	Player vs Opponent	Year
1	9	Marcus Hightower vs Houston	2009
T2	8	D.A. Griffin vs Houston	2010
T2	8	Michael Grandberry vs UCF	2007
T2	8	Michael Grandberry vs FAU	2007
T2	8	Antoine Harden vs Tennessee	2001
T6	7	Tony Pollard at UCF	2018
T6	7	Curtis Johnson vs UAB	2011
T6	7	Billy Foster vs Mississippi State	2010
T6	7	Billy Foster vs ECU	2010
T6	7	Michael Grandberry vs Rice	2008
T6	7	Michael Grandberry vs Arkansas St.	2007
T6	7	Michael Grandberry vs SMU	2007
T6	7	Chris Kelley vs Cincinnati	2004

Most Kickoff Return Yards			
Rk	Yds	Player vs Opponent	Year
1	209	Tony Pollard vs Wake Forest	2018
2	177	Joe Craig at Connecticut	2013
3	174	Tony Pollard vs USF	2016
4	169	Marcus Hightower vs Houston	2009
5	168	Michael Grandberry vs USM	2007
6	167	Jerry Harris vs Southern Miss	1983
7	163	Xavier Crawford vs Missouri	1991
8	162	Curtis Johnson vs UAB	2011
9	161	Tony Pollard vs Tulsa	2016
T10	160	Billy Foster vs Mississippi State	2010
T10	160	Michael Grandberry vs UCF	2007
T10	160	Antoine Harden vs Tennessee	2001
13	159	Antonio Gibson vs SMU	2019
14	157	P.T. Jones vs Tulane	1997
15	153	Michael Grandberry vs FAU	2007
T16	152	Tony Pollard at UCF	2018
T16	152	DeAngelo Williams vs Cincinnati	2002
T16	152	Mac Cody vs Cincinnati	1993
T16	152	Charles Wilson vs Tulane	1988
20	148	Tony Pollard vs Southern Illinois	2017
21	146	Dornell Harris vs Drake	1972
T22	145	D.A. Griffin vs Houston	2010
T22	145	Michael Grandberry vs SMU	2007
T22	145	Chris Kelley vs Cincinnati	2004
25	144	Tony Pollard vs ULM	2017
T26	141	Tony Pollard vs Temple	2016
T26	141	Keith Cobb vs ECU	1996
T26	141	Nick Pappas vs Houston	1967

HIGHEST KICKOFF RETURN AVG. (MIN. 3 RET.)			
RK	AVG	PLAYER VS OPPONENT	YEAR
1	53.0	Antonio Gibson vs SMU	2019
2	49.3	Tony Pollard vs Southern Illinois	2017
3	44.3	Tony Pollard at Navy	2016
4	43.7	Bobby McCain vs Duke (3-131)	2012
5	41.8	Jerry Harris vs Southern Miss (4-167)	1983
6	38.0	Charles Wilson vs Tulane (4-152)	1988
7	36.0	Tony Pollard vs USF	2016
8	35.7	Chris Claybrooks vs Tulane (3-107)	2019
T9	35.3	Tony Pollard vs Temple	2016
T9	35.3	Nick Pappas vs Houston (4-141)	1967

Highest Kickoff Return Avg. (Min. 3 Ret.)				
Rk	Avg	Player vs Opponent	Year	
11	34.8	Tony Pollard vs Wake Forest (6-209)	2018	
12	32.6	Xavier Crawford vs Missouri (5-163)	1991	
13	32.3	Joseph Doss vs Akron (3-97)	2005	
14	31.8	Chris Hobbs vs ECU (4-127)	2009	
15	31.4	PT. Jones vs Tulane (5-157)	1997	
16	31.3	Michael Grandberry vs USM (3-94)	2006	
17	31.0	Michael Grandberry vs Tulane (4-124)	2007	
18	30.4	Mac Cody vs Cincinnati (5-152)	1993	

Most Kickoff Return TD			
Rk	Td	Player vs Opponent	Year
T1	1	Antonio Gibson vs SMU (97)	2019
T1	1	Gabriel Rogers vs Navy (99)	2019
T1	1	Tony Pollard vs Wake Forest (97)	2018
T1	1	Tony Pollard vs ECU (100)	2017
T1	1	Tony Pollard at Houston (93)	2017
T1	1	Tony Pollard vs Southern Illinois (100)	2017
T1	1	Tony Pollard vs ULM (99)	2017
T1	1	Darrell Henderson at SMU (99)	2016
T1	1	Tony Pollard at Navy (100)	2016
T1	1	Tony Pollard vs Temple (95)	2016
T1	1	Kevin Cobb vs Tennessee (95)	1996
T1	1	Mac Cody vs Cincinnati (89)	1993
T1	1	Charles Wilson vs Tulane (97)	1988
T1	1	Jerry Harris vs Southern Miss (98)	1983
T1	1	Charles Greenhill vs Cincinnati (69)	1983
T1	1	Terdell Middleton vs North Texas (96)	1975
T1	1	Stan Davis vs Cincinnati (94)	1972
T1	1	Nick Pappas vs Ole Miss (93)	1967
T1	1	Billy Fletcher vs Houston (82)	1963
T1	1	Billy Russell vs Tennessee Tech	1954
T1	1	Frank Mawyer vs UT Chattanooga (95)	1950
T1	1	Paul Haynes vs NATTC	1947

Longest Kickoff Return			
Rk	Yds	Player vs Opponent	Year
T1	100	Tony Pollard vs ECU (TD)	2017
T1	100	Tony Pollard vs Southern Illinois (TD)	2017
T1	100	Tony Pollard at Navy (TD)	2016
T4	99	Gabriel Rogers vs Navy (TD)	2019
T4	99	Tony Pollard vs ULM (TD)	2017
T4	99	Darrell Henderson at SMU (TD)	2016
7	98	Jerry Harris vs Southern Miss	1983
7	98	Antonio Gibson vs SMU (TD)	2019
T8	97	Tony Pollard vs Wake Forest (TD)	2018
T8	97	Charles Wilson vs Tulane	1988
11	96	Terdell Middleton vs North Texas	1975
T12	95	Tony Pollard vs Temple (TD)	2016
T12	95	Bobby McCain vs Duke	2012
T12	95	Kevin Cobb vs Tennessee	1996
T12	95	Frank Mawyer vs Chattanooga	1950
T12	95	Keith White vs Arkansas State	1948
17	94	Stan Davis vs Cincinnati	1972
T18	93	Tony Pollard at Houston (TD)	2017
T18	93	Nick Pappas vs Ole Miss	1967
T18	93	Preston Watts vs Troy State	1940

KICK RETURN TEAM RECORDS

Most Kickoff Returns			
Rk	Ret	Opponent	Year
1	10	vs Mississippi State	2011
T2	9	at UCF	2017
T2	9	vs Houston	2010
T2	9	vs Tennessee	2009
T2	9	vs Houston	2009
T2	9	vs UCF	2007
T2	9	vs Louisville	2004
T2	9	vs Cincinnati	2002
T2	9	vs Tennessee	2001

Most Kickoff Return Yards			
Rk	Yds	Opponent	Year
1	220	v SMU	2019
2	215	vs Wake Forest	2018
3	214	vs UCF	2007
4	200	vs Middle Tennessee	2012
5	196	vs Cincinnati	2002
6	195	vs UAB	2011
7	187	vs Navy	2019
T8	186	vs ECU	2007

Most Kickoff Return Yards			
Rk	Yds	Opponent	Year
T8	186	vs Southern Miss	1983
10	184	vs Mississippi State	2010
11	177	at Connecticut	2013
12	175	at Houston	2017
13	174	vs USF	2016
14	170	vs Mississippi State	2011
T15	169	vs Houston	2009
T15	169	vs Florida State	1979

Fewest Kickoff Return Yards			
Rk	Yds	Opponent	Year
1	0	vs several opponents; last vs Navy	2017

PUNT RETURN INDIVIDUAL RECORDS

Most Punt Returns			
Rk	Ret	Player vs Opponent	Year
1	10	Ryan Roskelly vs Tulsa	1994
2	7	Darron White vs Chattanooga	2004
T3	6	Keiwone Malone vs MTSU	2014
T3	6	Ryan Johnson vs UAB	2001
T3	6	Damien Dodson vs Houston	1997
T3	6	Russell Copeland vs Cincinnati	1992
T3	6	Jerry Harris vs Mississippi State	1985
T3	6	Keith Wright vs North Texas State	1974
T3	6	Stan Davis vs Tennessee	1969
T3	6	Bob Baxter vs Ole Miss	1965

Most Punt Return Yards			
Rk	Yds	Player vs Opponent	Year
1	194	Ryan Roskelly vs Tulsa	1994
2	133	David Berrong vs Wichita State	1968
3	120	Keith Wright vs North Texas State	1974
4	112	Keiwone Malone vs UAB	2012
5	109	Pop Williams vs Tulsa	2018
T6	94	Damien Dodson vs Houston	1997
T6	94	Keith Wright vs Louisville	1975
T6	94	Frank Mawyer vs Chattanooga	1950
T9	92	Darron White vs Tulane	2004
T9	92	Ryan Johnson vs Cincinnati	2000
T9	92	Stan Davis vs Southern Miss	1972
T9	92	Bob Baxter vs Ole Miss	1967

Highest Punt Return Average			
Rk	Avg	Player vs Opponent	Year
1	33.3	David Berrong vs Wichita State	1968
2	30.7	Bob Baxter vs Ole Miss	1967
3	30.6	Ryan Johnson vs Cincinnati	2000
4	30.0	Keith Wright vs North Texas	1974
5	28.0	Roderick Proctor vs Missouri State	2015
6	27.2	Pop Williams vs Tulsa	2018
7	22.4	Keiwone Malone vs UAB	2012
8	21.8	Bobby Ward vs Ole Miss	1973
9	19.4	Ryan Roskelly vs Tulsa	1994
10	18.7	Pop Williams vs Georgia State	2018

Most Punt Return TDs			
Rk	Td	Player vs Opponent	Year
T1	1	Pop Williams vs Tulsa	2018
T1	1	Roderick Proctor vs Missouri State	2015
T1	1	Darron White vs Tulane	2004
T1	1	Keith Cobb vs Southwestern La.	1995
T1	1	Ryan Roskelly vs Tulsa	1994
T1	1	Judson Flint vs Ole Miss	1978
T1	1	Judson Flint vs Louisville	1978
T1	1	Keith Wright vs Louisville	1976
T1	1	Keith Wright vs Wichita State	1976
T1	1	Keith Wright vs Louisville	1975
T1	1	Keith Wright vs North Texas	1974
T1	1	Steve Jaggard vs Tulsa	1968
T1	1	Bob Baxter vs Ole Miss	1967
T1	1	Bob Sherlag vs Wake Forest	1964
T1	1	Russell Vollmer vs Ole Miss	1962
T1	1	11 blocked punts for TD	2019

Longest Punt Return			
Rk	Yds	Player vs Opponent	Year
1	97	Keith Wright vs North Texas	1974
T2	94	Keith Wright vs Louisville	1975
T2	94	Frank Mawyer vs Chattanooga	1950
4	89	Billy Russell vs Tennessee Tech	1954
5	88	Russ Vollmer vs Ole Miss	1962

Longest Punt Return			
Rk	Yds	Player vs Opponent	Year
T6	86	Ricky Rivas vs Wichita State	1975
T6	86	Jack Carter vs Chattanooga	1961

PUNT RETURN TEAM RECORDS

Most Punt Returns			
Rk	Ret	Opponent	Year
1	10	vs Tulsa	1994
2	9	vs Mississippi State	1985
3	8	vs Quantico	1966
T4	7	vs Austin Peay	2014
T4	7	vs Chattanooga	2004
T4	7	vs Tennessee Tech	1962
T7	6	several times; last vs BYU	2014

Most Punt Return Yards			
Rk	Yds	Opponent	Year
1	194	vs Tulsa	1994
2	138	vs UAB	2012
T3	133	vs Tulsa	1968
T3	133	vs Wichita State	1968
5	120	vs North Texas State	1974
6	112	vs Austin Peay	2014
7	109	vs Tulsa	2018
8	97	vs Cincinnati	1972

Fewest Punt Return Yards			
Rk	Yds	Opponent	Year
T1	-8	vs Tulsa	2010
T1	-8	vs Tulane	2003

Most Punt Return TD			
Rk	Tds	Opponent	Year
1	3	vs Tulsa (two on blocked punts)	1968
T2	1	21 times (last vs Tulsa)	2018

DEFENSE INDIVIDUAL RECORDS

Most Solo Tackles			
Rk	No.	Player vs Opponent	Year
1	19	Pete Scatamacchia vs Louisville	1979
2	16	Alex Dees vs Southern Miss	1968
T3	15	Jamon Hughes vs Southern Miss	2010
T3	15	Dave Pawlik vs San Jose State	1971
T5	14	Wilson Neely vs Mississippi St.	1986
T5	14	Shareef White vs Auburn	2015
T5	14	Jamon Hughes vs UAB	2010
T5	14	Todd Ondra vs Louisville	1978
8	12	Glenn Sumter vs Southern Miss	2001
T9	11	Austin Hall vs Tulane	2017
T9	11	TJ Carter at Houston	2017

Most Assisted Tackles			
Rk	No.	Player vs Opponent	Year
1	19	Art Brumit vs Utah State	1967
T2	13	Quinton McCrary vs Tennessee	2006
T2	13	Damon Young vs Tulane	1987
T2	13	Joe Rushing vs Utah State	1967
T5	12	Charles Harris vs Arkansas State	2012
T5	12	Jamon Hughes vs ECU	2010
T5	12	Jamon Hughes vs Marshall	2010
T5	12	Jamon Hughes vs Houston	2009
T5	12	Todd Ondra vs Northeast La.	1979
T5	12	Todd Ondra vs Louisville	1979

Most Total Tackles			
Rk	No.	Player vs Opponent	Year
1	25	Pete Scatamacchia vs Louisville	1979
T2	21	Jamon Hughes vs Southern Miss	2010
T2	21	Tommy James vs Utah State	1970
T2	21	Alex Dees vs Southern Miss	1968
T5	20	Kamal Shakir vs Army	1999
T5	20	John Allen vs Houston	1968
T5	20	Glenn Whittemore vs Southern Miss	1973
T5	20	Todd Ondra vs Texas A&M	1979
T5	20	Mike Kleimeyer vs Tennessee	1981
T10	18	Jamon Hughes vs Houston	2009
T10	18	Todd Ondra vs Tulane	1980

Most Quarterback Sacks			
Rk	No.	Player vs Opponent	Year
T1	4	Clinton McDonald vs Arkansas St.	2008

Most Quarterback Sacks			
Rk	No.	Player vs Opponent	Year
T1	4	James Logan vs Arkansas St.	1994
T1	4	Marlon Brown vs Louisville	1987
4	3.5	Genard Avery vs Tulane	2017
T5	3	by eight different players	

Most Tackles for Loss			
Rk	No.	Player vs Opponent	Year
1	6	Tony Williams vs Tennessee	1996
2	5.5	Genard Avery vs Tulane	2017
T3	5	Bryce Huff at Tulane	2018
T3	5	Marlon Brown vs Southern Miss	1987
T3	5	Rod Brown vs Arkansas	1993
6	4.5	Martin Iledi vs Arkansas State	2013
T7	4	by 16 different players, last by Joseph Dorceus at UL Monroe	2019

Most Fumble Recoveries			
Rk	No.	Player vs Opponent	Year
T1	3	Quinton McCrary vs UCF	2007
T1	3	Ricky Kale vs Southern Miss	1970
T3	2	Michael Edwards Jr. vs Kansas	2016
T3	2	Ryan Coleman vs SMU	2013
T3	2	Akeem Davis vs SMU	2011
T3	2	Jake Kasser vs Ole Miss	2007
T3	2	Eric Taylor vs Arkansas State	2003
T3	2	Reginald Howard vs Ole Miss	1999
T3	2	Demorrio Shank vs Houston	1998
T3	2	Larry Frankenbach vs North Texas	1970

Most Fumbles Returned for Touchdowns			
Rk	No.	Player vs Opponent	Year
1	2	Ryan Coleman vs SMU	2013

Longest Fumble Return			
Rk	Yds	Player vs Opponent	Year
1	88	Freddie Barnett vs Arkansas State	2007
2	84	Corey Irby vs Louisville	1999
3	73	Glenn Sumter vs Mississippi State	2001
4	66	Idrees Bashir vs Tulane	2000
5	64	Manny Santibanez vs USM	1997
6	59	Bobby McCain vs MTSU	2014
7	57	Ruben Melton vs Cincinnati	1971
8	54	Jeremy Stewart vs ECU	1998
9	50	Jonathan Cook vs Kansas	2016
10	48	Austin Hall at South Alabama	2019
11	47	John Allen vs North Texas	1968

Most Pass Interceptions			
Rk	No.	Player vs Opponent	Year
T1	3	Bobby McCain at USF	2013
T1	3	Eddie Moore vs Tulane	1988
T1	3	Keith Simpson vs North Texas	1977
T1	3	Ollie Cordill vs Mississippi State	1965
T1	3	Bob Ford vs Murray State	1952

Most Interception Return Yards			
Rk	Yds	Player vs Opponent	Year
1	100	Idrees Bashir vs Army	2000
2	99	Robert Lyles vs Mississippi State	1958
3	98	Paul Haynes vs Tampa	1948
T4	95	Marty Hammock vs Southern Miss	1973
T4	95	Chris Hobbs vs Tennessee	1991
6	93	Bob Sherlag vs Wake Forest	1964
7	91	Bob Orians vs Southern Miss	1977
T8	90	Dominic Calloway vs ECU	1993
T8	90	Preston Watts vs Middle Tennessee	1941

Longest Interception Return			
Rk	Yds	Player vs Opponent	Year
1	100	Idrees Bashir vs Army	2000
2	99	Robert Lyles vs Mississippi State	1958
3	98	Paul Haynes vs Tampa	1948
T4	95	Chris Hobbs vs Tennessee	1991
T4	95	Marty Hammock vs Southern Miss	1973
T6	93	Reggis Ball vs SMU	2013
T6	93	Bob Sherlag vs Wake Forest	1964
8	91	Bob Orians vs Southern Miss	1977
T9	90	Dominic Calloway vs ECU	1993
T9	90	Preston Watts vs Middle Tennessee	1941

DEFENSE TEAM RECORDS		
FEWEST RUSHES ALLOWED		
Game	15 by North Texas	1965
MOST RUSHES ALLOWED		
Game	82 by Houston	1968
FEWEST RUSHING YARDS ALLOWED		
Game	-4 by Ole Miss	1993
MOST RUSHING YARDS ALLOWED		
Game	523 by Texas A&M	1978
FEWEST PASS COMPLETIONS ALLOWED		
Game	1 three times; last vs Southern Miss	1976
MOST PASS COMPLETIONS ALLOWED		
Game	47 by Houston	2016
FEWEST PASSING YARDS ALLOWED		
Game	5 by Southern Miss	1976
MOST PASSING YARDS ALLOWED		
Game	620 by Cincinnati	2015
FEWEST TOTAL YARDS ALLOWED		
Game	87 by Texas-Arlington 87 by Tennessee Tech	1962 1962
MOST TOTAL YARDS ALLOWED		
Game	752 by Cincinnati	2015
MOST POINTS ALLOWED		
Game	92 by Ole Miss 66 by Florida State (modern day records since 1947)	1935 1979
MOST RUSHING TOUCHDOWNS ALLOWED		
Game	7 by UCF	2007
FEWEST RUSHING TOUCHDOWNS ALLOWED		
Season	2	1961
MOST TOUCHDOWN PASSES ALLOWED		
Game	6 by Houston 6 by Tennessee & Houston 6 by Florida State	2010 2009 1969
MOST INTERCEPTIONS		
Game	6 vs ECU 6 vs Tulsa	1993 1972
MOST FUMBLE RECOVERIES		
Game	6 vs North Texas	1968
MOST QUARTERBACK SACKS		
Game	7 at Tulane 7 vs Tulane 7 vs Arkansas State 7 vs Houston 7 vs ECU 7 vs ECU 7 vs Arkansas State	2018 2017 2013 2006 2003 1998 1994
MOST BLOCKED KICKS		
Game	4 vs Arkansas	1992
MOST TACKLES FOR LOSS YARDAGE		
Game	16 vs Tennessee	1996

MISCELLANEOUS TEAM RECORDS			
MOST POINTS SCORED IN A QUARTER			
RK	PTS	OPPONENT	YEAR
T1	35	vs Bowling Green (1st)	2016
T1	35	vs Tulane (1st)	1992
3	33	vs North Texas (3rd)	1971
4	30	vs Cincinnati (4th)	1983
T5	28	vs Mercer (1st)	2018
T5	28	vs Mercer (2nd)	2018
T5	28	vs UConn (2nd)	2018
T5	28	at UConn (1st)	2017
T5	28	vs SMU (1st)	2015

MOST POINTS SCORED IN A QUARTER			
RK	PTS	OPPONENT	YEAR
T5	28	vs SMU (2nd)	2015
T5	28	vs Missouri State (1st)	2015
T5	28	vs Chattanooga (3rd)	2004
T5	28	vs Arkansas State (4th)	2004
T5	28	vs West Texas State (4th)	1968

MOST POINTS SCORED IN A HALF			
RK	PTS	OPPONENT	YEAR
T1	56	vs Mercer (1st)	2018
T1	56	vs Bowling Green (1st)	2016
T1	56	vs SMU (1st)	2015
T4	49	vs Tulane (1st)	1992
T4	49	vs ECU (1st)	2017
T6	42	at Houston (2nd)	2017
T6	42	vs Missouri State (1st)	2015
T6	42	vs Austin Peay (1st)	2014
T9	41	vs UConn (1st)	2018
T9	41	vs Louisville (2nd)	1969
T11	38	at UCF (1st)	2018
T11	38	vs Georgia State (1st)	2018
T11	38	at SMU (1st)	2016
T11	38	vs Houston (1st)	2003
T11	38	vs Cincinnati (2nd)	1969

MOST POINTS ALLOWED IN A HALF			
RK	PTS	OPPONENT	YEAR
1	51	by Florida State (1st)	1989
2	48	by Missouri (1st)	2018
T3	42	by Tennessee (1st)	2009
T3	42	by Houston (1st)	2009
T3	42	by UCF (1st)	2007
T3	42	by Michigan State (1st)	1997
T3	42	by Florida State (2nd)	1979
T3	42	by Ole Miss (1st)	1971
9	41	by Alabama (2nd)	1983
T10	40	by Tennessee (1st)	2010
T10	40	by Ole Miss (1st)	1980

MOST COMBINED POINTS IN A HALF			
RK	PTS	OPPONENT	YEAR
1	68	vs Louisville (1st)	2004
2	64	vs Florida State (1st)	1989
T3	63	at Houston (2nd)	2017
T3	63	vs Bowling Green State (1st)	2004
T5	62	vs SMU (2nd)	2019
T5	62	vs ECU (2nd)	2007
T5	62	vs Tulane (1st)	1992
8	60	vs Rice (2nd)	2008
T9	59	at UCF (1st)	2018
T9	59	at UConn (1st)	2017
T9	59	vs Bowling Green (1st)	2016
12	58	vs Cincinnati (1st)	2015
T13	56	vs Mercer (1st)	2018
T13	56	vs SMU (2nd)	2017
T13	56	vs SMU (1st)	2015
T13	56	at Tulsa (1st)	2015
T13	56	vs Houston (1st)	2009
T13	56	vs Florida State (2nd)	1979

MOST POINTS SCORED IN A GAME			
RK	PTS	OPPONENT	YEAR
1	77	vs Bowling Green	2016
2	76	vs Memphis Navy	1950
T3	70	vs ECU	2017
T3	70	at UConn	2017
T3	70	vs Tampa	1949
6	69	vs Louisville	1969
T7	66	vs Mercer	2018
T7	66	vs SMU	2017
T7	66	at Tulsa	2015
10	64	vs Union University	1950
T11	63	vs SMU	2015
T11	63	vs Missouri State	2015
T11	63	vs Austin Peay	2014
14	62	vs Tulane	1992
T15	61	vs East Central Oklahoma	1951
T15	61	vs Arkansas State	1949

MOST POINTS ALLOWED IN A GAME			
RK	PTS	OPPONENT	YEAR
1	66	by Florida State	1979
2	65	by Missouri	2018
3	62	by UCF	2017
4	61	by Ole Miss	1980

MOST POINTS ALLOWED IN A GAME			
RK	PTS	OPPONENT	YEAR
T5	59	by Tulsa	2016
T5	59	by Mississippi State	2011
7	58	by Texas A&M	1978
8	57	by Florida State	1989
T9	56	by UCF	2018
T9	56	by Houston	2010
T9	56	by Louisville	2010
T9	56	by Tennessee	2009
T9	56	by ECU	2007
T9	56	by UCF	2007

MOST COMBINED POINTS IN A GAME			
RK	PTS	OPPONENT	YEAR
1	117	at UCF (55-62 (2OT))	2017
2	111	vs SMU (66-45)	2017
2	108	at Tulsa (66-42)	2015
3	107	vs SMU (55-52)	2007
4	105	vs Louisville (49-56)	2004
5	103	vs BYU (55-48, 2 ot)	2014
6	102	vs SMU (54-48)	2019
7	101	at UConn (70-31)	2017
8	100	at ECU (59-41)	2018
9	99	vs Cincinnati (53-46)	2015
10	98	at Missouri (33-65)	2018
11	97	at UCF (41-56)	2018
12	96	vs ECU (40-56)	2007
13	93	vs UCLA (48-45)	2017
14	92	vs Houston (48-44)	2016

MOST FIRST DOWNS RUSHING			
RK	NO.	OPPONENT	YEAR
1	26	vs Tulsa	1972
2	24	vs Louisville	1969
3	24	vs The Citadel	1962
4	22	vs Tulane	2008
5	22	vs Chattanooga	2005
T6	21	vs Georgia Tech	1981
T6	21	vs North Texas State	1971

MOST FIRST DOWNS PASSING			
RK	NO.	OPPONENT	YEAR
T1	21	at UConn	2017
T1	21	vs Ole Miss	2015
3	20	at Houston	2017
T4	19	vs Mercer	2018
T4	19	vs Houston	2016
T4	19	vs Ole Miss	2007
T4	19	vs Louisville	2004
T8	18	at UCF	2017
T8	18	at Navy	2016
T8	18	vs Southeast Missouri	2016
T8	18	at Tulsa	2015
T8	18	vs Southern Miss	2007
T8	18	vs SMU	2007
T14	17	at Tulsa	2017
T14	17	at SMU	2014
T14	17	at UCLA	2014
T14	17	vs Ole Miss	1969
T18	16	vs SMU	2017
T18	16	at Ole Miss	2016
T18	16	vs Tulane	2015
T18	16	at Kansas	2015
T18	16	vs Middle Tennessee	2011
T18	16	vs Marshall	2007
T18	16	vs ECU	2007

MOST FIRST DOWNS BY PENALTY			
RK	NO.	OPPONENT	YEAR
T1	6	vs UCLA	2017
T1	6	vs Tulsa	2015
T3	5	at UL Monroe	2019
T3	5	at Tulsa	2017
T3	5	at UCF	2017
T3	5	at Ole Miss	2014
T3	5	vs SMU	2007
T3	5	vs Houston	2006
T3	5	vs Alabama	1987
T3	5	vs North Texas State	1971
T11	4	vs several opponents; last vs SMU	2019

MOST TOTAL FIRST DOWNS			
RK	NO.	OPPONENT	YEAR
1	37	vs Louisville	1969

MOST TOTAL FIRST DOWNS			
RK	NO.	OPPONENT	YEAR
T2	35	at Tulsa	2015
T2	35	vs SMU	2007
T4	34	at UConn	2017
T4	34	at Kansas	2015
T6	32	vs Mercer	2018
T6	32	at UCF	2017
T6	32	vs SMU	2017
T6	32	vs Tulane	2015
T6	32	vs Tulane	2008
T6	32	vs Chattanooga	2005
T12	31	vs Houston	2018
T12	31	vs South Alabama	2018
T12	31	vs Ole Miss	2015
T12	31	vs Nicholls State	2008

FEWEST TOTAL FIRST DOWNS			
RK	NO.	OPPONENT	YEAR
1	2	vs Ole Miss	1964

MOST PENALTIES			
RK	NO.	OPPONENT	YEAR
T1	16	vs SMU	2019
T1	16	vs Marshall	2012
T3	15	at Middle Tennessee	2013
T3	15	vs Houston	2000
T3	15	vs Tulane	1992
T3	15	vs Mississippi State	1985
T7	14	at UCF	2017
T6	17	vs Tennessee	1999
T9	13	vs Chattanooga	2001
T8	T9	vs Mississippi State	1998

FEWEST PENALTIES			
RK	NO.	OPPONENT	YEAR
1	0	vs Ole Miss	1982

MOST PENALTY YARDS			
RK	NO.	OPPONENT	YEAR
1	147	vs West Texas State	1964
2	145	at Middle Tennessee	2013
3	140	vs Wichita State	1968
4	136	vs Mississippi State	1985
5	134	vs SMU	2019
T6	132	vs SMU	2017
T6	132	vs Houston	2000
8	131	vs Marshall	2012
9	130	vs Tulane	1992
10	127	at UCF	2017

LONGEST TIME OF POSSESSION			
RK	NO.	OPPONENT	YEAR
1	40:55	at Cincinnati	2014
2	40:54	vs ECU	2000
3	39:44	vs Cincinnati	1984
4	38:41	vs Ole Miss	2019
T5	38:08	vs Nicholls State	2008
T5	38:08	vs Cincinnati	1994
7	37:55	vs Ole Miss	1983
8	37:41	vs Tulane	1985
9	37:40	vs Murray State	1985
10	37:37	vs Marshall	2012

SHORTEST TIME OF POSSESSION			
RK	NO.	OPPONENT	YEAR
1	17:13	at Navy	2018

MOST 3RD DOWN CONVERSIONS			
RK	NO.	OPPONENT	YEAR
1	14	vs SMU	2007
2	13	at UConn	2017
T3	12	vs Ole Miss	2015
T3	12	at Cincinnati	2014
T3	12	vs Rice	2008

Most 3rd Down Conversions			
Rk	No.	Opponent	Year
T3	12	vs Louisville	2004
T3	12	vs Cincinnati	1994
T8	10	at SMU	2018
T8	10	vs Mercer	2018
T8	10	vs UTEP	2009
T8	10	vs USF	2004
T8	10	vs UAB	2004
13	9	31 times; last at Houston	2019

Best 3rd Down Conversion Percentage			
Rk	No.	Opponent	Year
1	.705	vs Louisville (12-of-17)	2004
T2	.692	at Houston (9-of-13)	2019
T2	.692	vs Ole Miss (9-of-13)	2006
T4	.667	vs Mercer (10-of-15)	2018
T4	.667	vs Cincinnati (12-of-18)	1994
6	.650	at UConn (13-of-20)	2017
T7	.643	vs Tulane (9-of-14)	2017
T7	.643	vs Missouri State (9-of-14)	2015
T7	.643	vs Tulane (9-of-14)	2008
T7	.643	vs Chattanooga (9-of-14)	2005
11	.632	vs Rice (12-of-19)	2008
12	.625	vs UConn (5-of-8)	2018
T13	.600	vs Georgia State (6-of-10)	2018
T13	.600	vs Ole Miss (12-of-20)	2015
T13	.600	vs Nicholls State (9-of-15)	2008
T13	.600	vs SMU (9-of-15)	2008
T13	.600	vs Tulane (9-of-15)	2007
T13	.600	vs Tulane (9-of-15)	2003

Fewest 3rd Down Conversions			
Rk	No.	Opponent	Year
T1	1	vs Tennessee (1-of-9)	2006
T1	1	vs Cincinnati (1-of-12)	2004
T1	1	vs Cincinnati (1-of-12)	1992

Most Fumbles			
Rk	No.	Opponent	Year
1	11	vs Ole Miss	1976
2	10	vs Louisville	1979
T3	9	vs Florida State	1977
T3	9	vs Ole Miss	1971
T3	9	vs Southern Miss	1963
T3	9	vs Tennessee Tech	1962

Most Fumbles Lost			
Rk	No.	Opponent	Year
T1	7	vs Mississippi State	1976
T1	7	vs Ole Miss	1971
T3	6	vs Louisville	1979
T3	6	vs Ole Miss	1976
T3	6	vs Tennessee Tech	1962

All-Purpose Individual Records							
Individual Single Game All-Purpose Yards							
Rk	Player vs Opponent	Yards	Rush	Rec	PR	KR	Year
1	Antonio Gibson vs SMU	386	97	130	0	159	2019
2	Ryan Roskelly vs Tulsa	368	0	174	194	0	1994
3	Tony Pollard vs Wake Forest	318	109	0	0	209	2018
4	Kenneth Gainwell vs Tulane	307	104	203	0	0	2019
5	DeAngelo Williams vs Tulane	305	195	41	0	69	2003
6	DeAngelo Williams vs Houston	281	262	19	0	0	2004
7	Darrell Henderson vs SMU	278	147	15	0	116	2017
8	Larry Porter vs Arkansas State	275	206	-1	0	70	1990
T9	Darrell Henderson at Navy	273	212	18	0	43	2018
T9	DeAngelo Williams vs USF	273	263	10	0	0	2004
11	Xavier Crawford vs Missouri	262	46	53	0	163	1991
12	Paul Gowen vs Tulsa	260	260	0	0	0	1969
13	Curtis Steele vs Tulsa	257	232	25	0	0	2009
T14	Kenneth Gainwell at UL Monroe	251	209	42	0	0	2019
T14	DeAngelo Williams vs Chattanooga	251	136	87	0	28	2004
T16	Anthony Miller vs Tulsa	250	0	250	0	0	2016
T16	Curtis Steele vs UTEP	250	240	10	0	0	2009
18	Darrell Henderson vs South Alabama	249	188	34	0	27	2018
19	Darrell Henderson vs Georgia State	243	233	10	0	0	2018
20	DeAngelo Williams vs ECU	240	226	14	0	0	2005
T21	DeAngelo Williams vs UTEP	239	236	3	0	0	2005
T21	DeAngelo Williams vs Ole Miss	239	135	31	0	73	2003
T23	Curtis Steele vs Southern Miss	237	178	59	0	0	2008
T23	Eddie Hill vs Cincinnati	237	188	0	0	49	1978
T23	John Martin vs ECU	237	166	16	0	55	1992
T26	Tony Pollard vs Houston	236	83	116	0	37	2018
T26	DeAngelo Williams vs Akron	236	238	-2	0	0	2005
T28	DeAngelo Williams vs ECU	226	225	1	0	0	2004
T28	Anthony Miller vs UCF	226	0	195	0	31	2017
30	Eddie Hill vs Wichita State	225	107	0	11	107	1978
T31	Anthony Miller at UConn	224	0	224	0	0	2017
T31	DeAngelo Williams vs Tulsa	224	223	1	0	0	2005
33	Russell Copeland vs Florida State	221	0	113	0	108	1989
34	Larry Porter vs Arkansas State	220	167	9	0	44	1991
35	Darrell Henderson at UCF	219	210	9	0	0	2018

2019 TEAM STATISTICS

Team Statistics	MEM	OPP
SCORING	464	269
Points Per Game	42.2	24.5
Points Off Turnovers	44	39
FIRST DOWNS	254	216
Rushing	103	99
Passing	124	93
Penalty	27	24
RUSHING YARDAGE	2158	1832
Yards gained rushing	2463	2125
Yards lost rushing	305	293
Rushing Attempts	435	449
Average Per Rush	5.0	4.1
Average Per Game	196.2	166.5
TDs Rushing	26	17
PASSING YARDAGE	3212	2147
Comp-Att-Int	215-322-7	172-324-7
Average Per Pass	10.0	6.6
Average Per Catch	14.9	12.5
Average Per Game	292.0	195.2
TDs Passing	30	13
TOTAL OFFENSE	5370	3979
Total Plays	757	773
Average Per Play	7.1	5.1
Average Per Game	488.2	361.7
KICK RETURNS: #-Yards	39-996	24-450
PUNT RETURNS: #-Yards	22-182	12-74
INT RETURNS: #-Yards	7-45	7-140
KICK RETURN AVERAGE	25.5	18.8
PUNT RETURN AVERAGE	8.3	6.2
INT RETURN AVERAGE	6.4	20.0
FUMBLES-LOST	17-9	12-6
PENALTIES-Yards	85-707	71-667
Average Per Game	64.3	60.6
PUNTS-Yards	34-1518	56-2363
Average Per Punt	44.6	42.2
Net punt average	40.7	37.9
KICKOFFS-Yards	81-5031	57-3206
Average Per Kick	62.1	56.2
Net kick average	41.4	33.5
TIME OF POSSESSION/Game	30:43	29:17
3RD-DOWN Conversions	70/147	61/163
3rd-Down Pct	48%	37%
4TH-DOWN Conversions	14/22	13/24
4th-Down Pct	64%	54%
SACKS BY-Yards	26-166	18-106
MISC YARDS	26	0
TOUCHDOWNS SCORED	61	32
FIELD GOALS-ATTEMPTS	12-14	15-22
ON-SIDE KICKS	1-3	0-2
RED-ZONE SCORES	(39-48) 81%	(33-36) 92%
RED-ZONE TOUCHDOWNS	(31-48) 65%	(20-36) 56%
PAT-ATTEMPTS	(56-57) 98%	(26-27) 96%
ATTENDANCE	202230	131237
Games/Avg Per Game	5/40446	6/21873
Neutral Site Games		0/0

Score by Quarters	1st	2nd	3rd	4th	OT	Total
Memphis	93	168	117	86	0	464
Opponents	73	78	40	78	0	269

2019 INDIVIDUAL STATISTICS

Rushing	g	att	gain	loss	net	avg	td	lg	avg/g
GAINWELL, K.	1	189	1342	48	1294	6.8	12	75	117.6
WATKINS, Kylan	1	62	351	26	325	5.2	3	72	29.5
TAYLOR, Patrick	3	49	244	7	237	4.8	4	21	79.0
GIBSON, Antonio	1	14	162	4	158	11.3	2	78	14.4
CLARK, R.	7	26	92	7	85	3.3	1	10	12.1
SAMUEL, T.	1	15	85	7	78	5.2	0	18	7.1
TAYLOR, Tim	5	11	35	5	30	2.7	0	9	6.0
ADAIR, Connor	5	2	26	0	26	13.0	1	22	5.2
WEAVER, M.	7	5	21	0	21	4.2	0	8	3.0
QUINN, M.	2	6	23	5	18	3.0	0	7	9.0
AUSTIN III, C.	1	2	9	0	9	4.5	1	7	0.9
JONES, K.	1	1	8	0	8	8.0	0	8	0.7
WHITE, Brady	1	41	65	111	-46	-1.1	2	14	-4.2
TEAM	1	12	0	85	-85	-7.1	0	0	-8.5
Total	1	435	2463	305	2158	5.0	26	78	196.2
Opponents	1	449	2125	293	1832	4.1	17	68	166.5

Passing	g	effic	comp	att	in	pct	yds	td	lg	avg/g
WHITE, Brady	1	180.01	204	304	7	67.1	3074	30	73	279.5
ADAIR, Connor	5	127.71	10	15	0	66.7	109	0	26	21.8
WILLIAMS, Adam	1	343.60	1	1	0	100.	29	0	29	2.6
TEAM	1	0.00	0	1	0	0.0	0	0	0	0.0
JONES, K.	1	0.00	0	1	0	0.0	0	0	0	0.0
Total	1	176.96	215	322	7	66.8	3212	30	73	292.0
Opponents	1	117.67	172	324	7	53.1	2147	13	74	195.2

Receiving	g	no.	yds	avg	td	lg	avg/g
COXIE, Damonte	1	53	834	15.7	8	59	75.8
GAINWELL, K.	1	38	472	12.4	3	68	42.9
JONES, K.	1	32	465	14.5	3	65	42.3
GIBSON, Antonio	1	27	596	22.1	7	73	54.2
MAGNIFICO, Joey	1	19	332	17.5	2	58	30.2
AUSTIN III, C.	1	13	272	20.9	3	46	27.2
WILLIAMS, John	3	5	49	9.8	0	23	16.3
TAYLOR, Patrick	3	5	45	9.0	0	22	15.0
WATKINS, Kylan	1	5	40	8.0	1	24	3.6
SAMUEL, T.	1	5	18	3.6	0	8	1.6
WASHINGTON, T.	3	3	32	10.7	0	26	10.7
WILSON, Kameron	1	3	14	4.7	2	6	1.4
TAYLOR, Tim	5	2	13	6.5	0	10	2.6
DYKES, Sean	4	2	9	4.5	0	5	2.2
FAIRMAN, Coye'	5	1	11	11.0	0	11	2.2
DORCEUS, Josep	1	1	7	7.0	0	7	0.6
DANIEL, Tyce	9	1	3	3.0	1	3	0.3
Total	1	215	3212	14.9	30	73	292.0
Opponents	1	172	2147	12.5	13	74	195.2

Punt Returns	no.	yds	avg	td	lg
SAMUEL, T.	10	101	10.1	0	21
WILLIAMS, John	7	44	6.3	0	21
AUSTIN III, C.	4	0	0.0	0	2
CLARK, R.	1	10	10.0	0	0
BROWN, Keith	0	27	0.0	1	27
Total	22	182	8.3	1	27
Opponents	12	74	6.2	1	17

Interceptions	no.	yds	avg	td	lg
JOHNSON, Q.	2	0	0.0	0	0
CULLENS, Xavier	1	0	0.0	0	0
PICKENS, Thomas	1	8	8.0	0	8
HALL, Austin	1	4	4.0	0	4
THOMAS, L.	1	33	33.0	1	33
BLAKE, Sanchez	1	0	0.0	0	0
Total	7	45	6.4	1	33
Opponents	7	140	20.0	0	52

Kick Returns	no.	yds	avg	td	lg
GIBSON, Antonio	19	561	29.5	1	97
CLAYBROOKS, C.	8	212	26.5	0	49
BROWN, Keith	5	37	7.4	0	15
MAGNIFICO, Joey	2	50	25.0	0	40
DORCEUS, Josep	1	1	1.0	0	1
ROGERS, Gabriel	1	99	99.0	1	99
COXIE, Damonte	1	2	2.0	0	2
WILLIAMS, John	1	19	19.0	0	19
HASSELL, John	1	15	15.0	0	15
Total	39	996	25.5	2	99
Opponents	24	450	18.8	0	33

Fumble Returns	no.	yds	avg	td	lg
CARTER, TJ	1	3	3.0	0	3
HALL, Austin	1	48	48.0	1	48
Total	2	51	25.5	1	48
Opponents	6	158	26.3	1	74

2019 INDIVIDUAL STATISTICS

Scoring	td	fg	PAT				dx	saf	pts
			kick	rush	rcv	pass			
PATTERSON, R.	-	12-14	56-57	-	-	-	-	-	92
GAINWELL, K.	15	-	-	-	-	-	-	-	90
GIBSON, Antonio	10	-	-	-	-	-	-	-	60
COXIE, Damonte	8	-	-	-	-	-	-	-	48
WATKINS, Kylan	4	-	-	-	-	-	-	-	24
TAYLOR, Patrick	4	-	-	-	-	-	-	-	24
AUSTIN III, C.	4	-	-	-	-	-	-	-	24
JONES, K.	3	-	-	-	-	-	-	-	18
WILSON, Kameron	2	-	-	-	-	-	-	-	12
MAGNIFICO, Joey	2	-	-	0-1	-	-	-	-	12
WHITE, Brady	2	-	-	-	-	0-1	-	-	12
ROGERS, Gabriel	1	-	-	-	-	-	-	-	6
CLARK, R.	1	-	-	-	-	-	-	-	6
THOMAS, L.	1	-	-	-	-	-	-	-	6
BROWN, Keith	1	-	-	-	-	-	-	-	6
ADAIR, Connor	1	-	-	-	-	-	-	-	6
HALL, Austin	1	-	-	-	-	-	-	-	6
DANIEL, Tyce	1	-	-	-	-	-	-	-	6
FRANCIS, Jacobi	-	-	-	-	-	-	1	-	2
BRADY, Preston	-	-	-	1-1	-	0-1	-	-	2
HUFF, Bryce	-	-	-	-	-	-	-	1	2
Total	61	12-14	56-57	1-2	-	0-2	1	1	464
Opponents	32	15-22	26-27	1-3	2	2-2	-	-	269

Total Offense	g	plays	rush	pass	total	avg/g
WHITE, Brady	11	345	-46	3074	3028	275.3
GAINWELL, K.	11	189	1294	0	1294	117.6
WATKINS, Kylan	11	62	325	0	325	29.5
TAYLOR, Patrick	3	49	237	0	237	79.0
GIBSON, Antonio	11	14	158	0	158	14.4
ADAIR, Connor	5	17	26	109	135	27.0
CLARK, R.	7	26	85	0	85	12.1
SAMUEL, T.	11	15	78	0	78	7.1
TAYLOR, Tim	5	11	30	0	30	6.0
WILLIAMS, Adam	11	1	0	29	29	2.6
WEAVER, M.	7	5	21	0	21	3.0
QUINN, M.	2	6	18	0	18	9.0
AUSTIN III, C.	10	2	9	0	9	0.9
JONES, K.	11	2	8	0	8	0.7
TEAM	10	13	-85	0	-85	-8.5
Total	11	757	2158	3212	5370	488.2
Opponents	11	773	1832	2147	3979	361.7

Field Goals	fg	pct.	01-19	20-29	30-39	40-49	50-99	lg	blk
PATTERSON, R.	12-14	85.7	0-0	3-3	5-6	2-2	2-3	50	0

FG Sequence	Memphis	Opponents
Ole Miss	-	50,(35)
Southern	(23),(49)	(34)
South Alabama	(36),(23)	-
Navy	55	46,(49)
ULM	(50)	(35),50,(29)
Temple	-	(31),(29),(44)
Tulane	(29),(34)	(31)
Tulsa	33	40,(32),40,(26),29
SMU	(30),(49),(34),(50)	(23)
Houston	(35)	(38),(26)
USF	-	(37),43

Numbers in parentheses indicate field goal was made.

Punting	no.	yds	avg	lg	tb	fc	i20	50+	blk
WILLIAMS, Adam	33	1514	46.0	77	3	5	13	9	0
TEAM	1	0	0.0	0	0	0	0	0	1
Total	34	1514	44.6	77	3	5	13	9	1
Opponents	56	2364	42.2	65	3	10	16	12	2

Kickoffs	no.	yds	avg	tb	ob	retn	net	ydln
PATTERSON, R.	81	5036	62.1	49	1			
Total	81	5036	62.1	49	1	118.8	41.4	23
Opponents	57	3205	56.2	12	4	25.5	33.5	31

All Purpose	g	rush	rcv	pr	kr	ir	total	avg/g
GAINWELL, K.	11	1294	472	0	0	0	1766	160.5
GIBSON, Ant	11	158	596	0	561	0	1315	119.5
COXIE, Dam	11	0	834	0	2	0	836	76.0
JONES, K.	11	8	465	0	0	0	473	43.0
MAGNIFICO, J	11	0	332	0	50	0	382	34.7
WATKINS, K	11	325	40	0	0	0	365	33.2
TAYLOR, Pat	3	237	45	0	0	0	282	94.0
AUSTIN III, C	10	9	272	0	0	0	281	28.1
CLAYBROO	6	0	0	0	212	0	212	35.3
SAMUEL, T.	11	78	18	101	0	0	197	17.9
WILLIAMS, J	3	0	49	44	19	0	112	37.3
ROGERS, G	4	0	0	0	99	0	99	24.8
CLARK, R.	7	85	0	10	0	0	95	13.6
BROWN, Keit	10	0	0	27	37	0	64	6.4
TAYLOR, Ti	5	30	13	0	0	0	43	8.6
THOMAS, L.	11	0	0	0	0	33	33	3.0
WASHINGT	3	0	32	0	0	0	32	10.7
ADAIR, Conn	5	26	0	0	0	0	26	5.2
WEAVER, M.	7	21	0	0	0	0	21	3.0
QUINN, M.	2	18	0	0	0	0	18	9.0
HASSELL, Jo	8	0	0	0	15	0	15	1.9
WILSON, Ka	10	0	14	0	0	0	14	1.4
FAIRMAN, C	5	0	11	0	0	0	11	2.2
DYKES, Sea	4	0	9	0	0	0	9	2.2
DORCEUS, J	11	0	7	0	1	0	8	0.7
PICKENS, Th	11	0	0	0	0	8	8	0.7
HALL, Austin	10	0	0	0	0	4	4	0.4
DANIEL, Tyc	9	0	3	0	0	0	3	0.3
WHITE, Brad	11	-46	0	0	0	0	-46	-4.2
TEAM	10	-85	0	0	0	0	-85	-8.5
Total	11	2158	3212	182	996	45	6593	599.4
Opponents	11	1832	2147	74	450	140	4643	422.1

2019 DEFENSIVE STATISTICS

##	Defensive Leaders	gp	Tackles				Sacks no-yds	Pass defense			Fumbles		blkd	
			ua	a	tot	tfl/yds		int-yds	brup	qbh	rcv-yds	ff	kick	saf
25	HALL, Austin	10	31	25	56	6.0-17	1.5-8	1-4	6	2	2-48	.	.	.
12	THOMAS, L.	11	38	14	52	2.0-8	1.0-7	1-33	1	1	.	1	.	.
23	RUSSELL, JJ	11	30	19	49	5.5-10	1.0-5	.	1	1
8	CULLENS, Xavier	10	31	17	48	2.5-9	.	1-0	2	2
15	JOHNSON, Q.	11	38	9	47	2.5-2	.	2-0	4	1	.	.	1	.
41	BLAKE, Sanchez	7	36	9	45	.	.	1-0	1
35	HART, Tim	11	25	14	39	2.0-14	2.0-14
2	CARTER, TJ	11	30	9	39	3.5-14	1.0-10	.	7	.	1-3	1	.	.
94	DORCEUS, Joseph	11	24	14	38	10.5-45	3.0-20	.	.	5	1-0	.	.	.
40	PICKENS, Thomas	11	26	12	38	3.5-19	2.0-16	1-8	.	.	.	1	.	.
55	HUFF, Bryce	11	20	14	34	10.5-44	4.0-21	.	.	16	1-0	.	.	1
32	FRANCIS, Jacobi	11	18	9	27	.	.	.	6
5D	CUNNINGHAM, E.	10	13	6	19	3.0-27	3.0-27	.	1	2
1J	JOSEPH, Morris	11	10	9	19	3.0-13	2.0-8
7	CLAYBROOKS, C.	6	16	3	19
90	TATE IV, John	11	3	13	16	0.5-1	.	.	1	1
29	GONZALEZ, C.	8	14	1	15	1.0-1	.	.	1
1D	GOODSON, O'B	10	10	5	15	6.0-13	.	.	.	2	1-0	1	.	.
1C	CLEMONS, Jalil	10	6	7	13	4.5-15	2.0-11	.	.	5
38	WILSON, J.	11	8	5	13	2.5-9	1.0-5	.	.	5
93	HAWKINS, D.	10	6	6	12	2.0-5	0.5-2
11	BRYANT, Joey	9	8	.	8	.	.	.	1	.	.	1	.	.
9D	Broussard, John	5	3	3	6
3D	BROWN, Keith	10	3	3	6	1
99	BROWN, Braylon	8	3	3	6	1.0-1
22	LINDSEY, Tyrez	11	3	3	6
16	AUGUSTUS, N.	10	3	1	4
30	OWENS, Rodney	9	2	1	3	1.0-9	1.0-9
10	COXIE, Damonte	11	2	1	3
97	DUCKSWORTH, W.	2	2	1	3	1.0-3	1.0-3
46	MASHBURN, Cole	4	2	.	2	1
34	GARVEY, Tyler	9	2	.	2
37	ALLEN, Jaylon	8	.	2	2
3	WHITE, Brady	11	2	.	2
28	HURST, Troy	7	.	2	2
4	PERRY, Josh	8	1	1	2
49	NEAL, Treysen	11	1	.	1
67	ORONA-LOPEZ, M.	11	1	.	1
7Q	QUINN, M.	2	1	.	1
47	COCHRAN, Colton	10	.	1	1	1	.
84	AUSTIN III, C.	10	1	.	1
36	PATTERSON, R.	11	1	.	1
86	MAGNIFICO, Joey	11	1	.	1
13	JONES, K.	11	.	1	1
TM	TEAM	10	.	1	1
79	DILL, Scottie	11	1	.
2C	CLARK, R.	7	1	.
Total		11	475	244	719	74-279	26-166	7-45	32	45	6-51	5	4	1
Opponents		11	496	231	727	75-241	18-106	7-140	30	19	9-158	12	1	.

2019 TEAM GAME-BY-GAME

TEAM STATISTICS

		Rushing				Receiving				Passing				Kick Returns				Punt Returns				tot		
Date	Opponent	no.	yds	td	lg	no.	yds	td	lg	cmp	att	int	yds	td	lg	no.	yds	td	lg	no.	yds	td	lg	off
Aug 31	OLE MISS	51	192	2	15	23	172	0	23	23	31	1	172	0	23	3	51	0	19	3	27	0	21	364
Sep 07	SOUTHERN	42	177	4	46	23	398	2	65	23	28	0	398	2	65	4	50	0	18	3	42	1	27	575
Sep 14	at South Alabama	45	312	1	72	14	218	3	58	14	22	1	218	3	58	2	72	0	38	3	11	0	7	530
Sep 26	NAVY	25	105	1	75	14	196	3	73	14	18	0	196	3	73	4	187	1	99	2	5	0	5	301
Oct 05	at ULM	36	286	3	68	15	249	3	50	15	24	1	249	3	50	3	76	0	32	0	0	0	0	535
Oct 12	at Temple	33	129	2	25	28	363	2	43	28	44	1	363	2	43	0	0	0	0	0	0	0	0	492
Oct 18	TULANE	34	112	1	18	21	358	5	68	21	30	0	358	5	68	4	125	0	49	0	0	0	0	470
Oct 26	at Tulsa	33	192	4	62	16	306	2	59	16	26	0	306	2	59	7	165	0	37	2	19	0	11	498
Nov 02	SMU	39	164	2	78	19	350	3	50	19	33	0	350	3	50	7	220	1	97	1	0	0	0	514
Nov 16	at Houston	39	164	1	27	23	367	5	56	23	35	1	367	5	56	4	40	0	20	2	1	0	2	531
Nov 23	at USF	58	325	5	34	19	235	2	50	19	31	2	235	2	50	1	10	0	10	6	77	0	21	560
		435	2158	26	78	215	3212	30	73	215	322	7	3212	30	73	39	996	2	99	22	182	1	27	5370
Opponents		449	1832	17	68	172	2147	13	74	172	324	7	2147	13	74	24	450	0	33	12	74	1	17	3979

Games: 11 • Avg/rush: 5.0 • Avg/catch: 14.9 • Pass effic: 176.96 • KR avg: 25.5 • PR avg: 8.3 • All purpose avg/game: 599.4 • Tot:

		Tackles				Sacks	Fumble		Pass Defense			blkd	PAT Attempts			off		
Date	Opponent	ua	a	total	tfl-yds	no-yds	ff	fr-yds	int-yds	qbh	brup	kick	kick	rush	rcv	saf	t/o	pts
Aug 3	OLE MISS	42	4	46	10.0-26	3.0-12	0	0-0	1-0	4	4	0	1-2	0	0	1	0	15
Sep 0	SOUTHERN	40	6	46	7.0-24	2.0-13	0	0-0	0-0	2	3	2	7-7	0	0	0	0	55
Sep 1	at South Alabama	34	32	66	6.0-26	2.0-11	1	2-48	1-0	10	3	0	4-4	0	0	0	10	42
Sep 2	NAVY	57	30	87	8.0-30	2.0-10	1	1-0	1-0	1	1	0	5-5	0	0	0	0	35
Oct 05	at ULM	40	36	76	6.0-28	2.0-21	1	0-0	1-33	7	5	1	5-5	1	0	0	7	52
Oct 12	at Temple	63	16	79	2.0-3	0.0-0	1	2-3	0-0	2	5	0	4-4	0	0	0	7	28
Oct 18	TULANE	42	12	54	7.0-36	2.0-23	0	0-0	3-12	5	2	0	5-5	0	0	0	13	47
Oct 26	at Tulsa	42	66	108	7.0-21	3.0-14	0	0-0	0-0	4	3	1	6-6	0	0	0	0	42
Nov 0	SMU	49	14	63	5.0-21	3.0-19	0	0-0	0-0	5	4	0	6-6	0	0	0	0	54
Nov 1	at Houston	36	16	52	9.0-30	3.0-17	1	1-0	0-0	3	0	0	6-6	0	0	0	7	45
Nov 2	at USF	30	12	42	7.0-34	4.0-26	0	0-0	0-0	2	2	0	7-7	0	0	0	0	49
		475	244	719	74.0-279	26.0-166	5	6-51	7-45	45	32	4	56-57	1	0	1	44	464
Opponents		496	231	727	75.0-241	18.0-106	12	9-158	7-140	19	30	1	26-27	1	2	0	39	269

		Punting										Field Goals			Kickoffs				
Date	Opponent	no.	yds	avg	long	blkd	tb	fc	50+	i20	md-att	long	blkd	no.	yds	avg	tb	ob	
Aug 3	OLE MISS	6	263	43.8	61	0	2	0	1	1	0-0	0	0	3	195	65.0	2	0	
Sep 0	SOUTHERN	1	54	54.0	54	0	0	0	1	1	2-2	49	0	10	544	54.4	5	0	
Sep 1	at South Alabama	4	193	48.2	54	0	1	0	2	2	2-2	36	0	8	482	60.2	5	0	
Sep 2	NAVY	4	176	44.0	48	0	0	0	0	1	0-1	0	0	6	384	64.0	5	0	
Oct 05	at ULM	3	164	54.7	77	0	0	0	1	1	1-1	50	0	8	508	63.5	5	0	
Oct 12	at Temple	2	80	40.0	43	0	0	1	0	1	0-0	0	0	5	318	63.6	2	0	
Oct 18	TULANE	3	154	51.3	76	0	0	1	1	2	2-2	34	0	8	517	64.6	5	0	
Oct 26	at Tulsa	3	113	37.7	50	0	0	0	1	1	0-1	0	0	7	430	61.4	5	0	
Nov 0	SMU	2	97	48.5	51	0	0	1	1	1	4-4	50	0	10	623	62.3	4	0	
Nov 1	at Houston	2	45	22.5	45	1	0	0	0	0	1-1	35	0	8	515	64.4	4	1	
Nov 2	at USF	4	179	44.8	50	0	0	2	1	2	0-0	0	0	8	515	64.4	7	0	
		34	1518	44.6	77	1	3	5	9	13	12-14	50	0	81	5031	62.1	49	1	
Opponents		56	2363	42.2	65	2	3	10	12	16	15-22	49	2	57	3206	56.2	12	4	

2019 OPPONENT TEAM GAME-BY-GAME

OPPONENT STATISTICS

		Rushing				Receiving				Passing				Kick Returns				Punt Returns				tot		
Date	Opponent	no.	yds	td	lg	no.	yds	td	lg	cmp	att	int	yds	td	lg	no.	yds	td	lg	no.	yds	td	lg	off
Aug 31	OLE MISS	33	80	1	16	9	93	0	36	9	19	1	93	0	36	1	25	0	25	2	2	0	1	173
Sep 07	SOUTHERN	39	168	1	29	8	90	1	36	8	19	0	90	1	36	1	9	0	9	0	0	0	0	258
Sep 14	at South Alabama	39	101	0	20	9	147	1	74	9	26	1	147	1	74	2	28	0	17	1	3	0	3	248
Sep 26	NAVY	66	291	2	41	6	82	1	47	6	13	1	82	1	47	1	15	0	15	3	28	0	17	373
Oct 05	at ULM	44	256	2	45	24	319	2	36	24	45	1	319	2	36	3	41	0	18	1	3	0	3	575
Oct 12	at Temple	48	193	1	24	24	263	2	38	24	37	0	263	2	38	3	61	0	25	0	0	0	0	456
Oct 18	TULANE	34	146	1	41	15	187	1	32	15	29	3	187	1	32	3	53	0	21	1	1	0	1	333
Oct 26	at Tulsa	61	275	4	40	23	309	1	36	23	40	0	309	1	36	1	20	0	20	0	0	0	0	584
Nov 02	SMU	24	97	3	68	34	456	3	53	34	55	0	456	3	53	5	113	0	33	1	11	0	11	553
Nov 16	at Houston	30	99	1	68	14	157	1	53	14	22	0	157	1	53	3	64	0	23	2	26	1	0	256
Nov 23	at USF	31	126	1	47	6	44	0	32	6	19	0	44	0	32	1	21	0	21	1	0	0	0	170
		449	1832	17	68	172	2147	13	74	172	324	7	2147	13	74	24	450	0	33	12	74	1	17	3979
Memphis		435	2158	26	78	215	3212	30	73	215	322	7	3212	30	73	39	996	2	99	22	182	1	27	5370

Games: 11 • Avg/rush: 4.1 • Avg/catch: 12.5 • Pass effic: 117.67 • KR avg: 18.8 • PR avg: 6.2 • All purpose avg/game: 422.1 • Tot

		Tackles				Sacks	Fumble		Pass Defense			blkd	PAT Attempts			off		
Date	Opponent	ua	a	total	tfl-yds	no-yds	ff	fr-yds	int-yds	qbh	brup	kick	kick	rush	rcv	saf	t/o	pts
Aug 3	OLE MISS	67	10	77	8.0-22	2.0-9	1	0-0	1-4	3	3	0	1-1	0	0	0	0	10
Sep 0	SOUTHERN	60	6	66	9.0-25	1.0-8	1	1-74	0-0	0	3	0	3-3	0	0	0	7	24
Sep 1	at South Alabama	41	33	74	9.0-22	1.0-5	0	1-30	1-0	1	1	0	0-0	0	0	0	0	6
Sep 2	NAVY	33	6	39	8.0-46	3.0-23	2	1-3	0-0	1	0	0	2-3	0	0	0	7	23
Oct 05	at ULM	27	32	59	3.0-14	2.0-10	2	1-0	1-35	1	3	0	3-3	0	0	0	0	33
Oct 12	at Temple	48	16	64	8.0-35	3.0-16	3	3-45	1-0	3	5	0	3-3	0	0	0	16	30
Oct 18	TULANE	43	20	63	6.0-12	0.0-0	0	0-0	0-0	1	1	0	2-2	0	0	0	0	17
Oct 26	at Tulsa	31	38	69	3.0-3	0.0-0	2	2-6	0-0	3	4	0	5-5	0	0	0	3	41
Nov 0	SMU	45	12	57	9.0-26	4.0-17	1	0-0	0-0	3	5	0	3-3	1	2	0	0	48
Nov 1	at Houston	37	42	79	5.0-15	1.0-7	0	0-0	1-9	2	3	1	3-3	0	0	0	3	27
Nov 2	at USF	64	16	80	7.0-21	1.0-11	0	0-0	2-92	1	2	0	1-1	0	0	0	3	10
		496	231	727	75.0-241	18.0-106	12	9-158	7-140	19	30	1	26-27	1	2	0	39	269
Memphis		475	244	719	74.0-279	26.0-166	5	6-51	7-45	45	32	4	56-57	1	0	1	44	464

		Punting									Field Goals			Kickoffs				
Date	Opponent	no.	yds	avg	long	blkd	tb	fc	50+	i20	md-att	long	blkd	no.	yds	avg	tb	ob
Aug 3	OLE MISS	5	234	46.8	54	0	0	1	2	1	1-2	35	0	4	248	62.0	0	1
Sep 0	SOUTHERN	7	204	29.1	49	2	0	0	0	1	1-1	34	0	5	221	44.2	0	1
Sep 1	at South Alabama	7	292	41.7	49	0	0	2	0	3	0-0	0	0	2	122	61.0	0	0
Sep 2	NAVY	4	181	45.2	52	0	1	0	2	0	1-2	49	0	5	312	62.4	1	0
Oct 05	at ULM	2	90	45.0	48	0	0	2	0	1	2-3	35	1	7	455	65.0	4	0
Oct 12	at Temple	4	162	40.5	47	0	0	1	0	2	3-3	44	0	7	449	64.1	7	0
Oct 18	TULANE	5	196	39.2	51	0	1	2	1	1	1-1	31	0	4	253	63.2	0	0
Oct 26	at Tulsa	3	140	46.7	55	0	1	0	1	1	2-5	32	1	8	449	56.1	0	0
Nov 0	SMU	6	207	34.5	42	0	0	1	0	2	1-1	23	0	6	309	51.5	0	0
Nov 1	at Houston	4	193	48.2	57	0	0	0	2	3	2-2	38	0	6	268	44.7	0	2
Nov 2	at USF	9	464	51.6	65	0	0	1	4	1	1-2	37	0	3	120	40.0	0	0
		56	2363	42.2	65	2	3	10	12	16	15-22	49	2	57	3206	56.2	12	4
Memphis		34	1518	44.6	77	1	3	5	9	13	12-14	50	0	81	5031	62.1	49	1

2019 INDIVIDUAL GAME HIGHS

Rushes	27	TAYLOR, Patrick vs Ole Miss (Aug 31, 2019)
Yards Rushing	209	GAINWELL, K. at ULM (Oct 05, 2019)
TD Rushes	3	GAINWELL, K. at Tulsa (Oct 26, 2019)
	3	TAYLOR, Patrick at USF (Nov 23, 2019)
Long Rush	78	GIBSON, Antonio vs SMU (Nov 02, 2019)
Pass attempts	43	WHITE, Brady at Temple (Oct 12, 2019)
Pass completions	28	WHITE, Brady at Temple (Oct 12, 2019)
Yards Passing	363	WHITE, Brady at Temple (Oct 12, 2019)
TD Passes	5	WHITE, Brady vs Tulane (Oct 18, 2019)
	5	WHITE, Brady at Houston (Nov 16, 2019)
Long Pass	73	WHITE, Brady vs Navy (Sep 26, 2019)
Receptions	9	GAINWELL, K. vs Tulane (Oct 18, 2019)
Yards Receiving	203	GAINWELL, K. vs Tulane (Oct 18, 2019)
TD Receptions	2	GAINWELL, K. vs Tulane (Oct 18, 2019)
	2	AUSTIN III, C. vs Tulane (Oct 18, 2019)
	2	COXIE, Damonte vs SMU (Nov 02, 2019)
	2	COXIE, Damonte at Houston (Nov 16, 2019)
Long Reception	73	GIBSON, Antonio vs Navy (Sep 26, 2019)
Field Goals	4	PATTERSON, R. vs SMU (Nov 02, 2019)
Long Field Goal	50	PATTERSON, R. at ULM (Oct 05, 2019)
	50	PATTERSON, R. vs SMU (Nov 02, 2019)
Punts	6	WILLIAMS, Adam vs Ole Miss (Aug 31, 2019)
Punting Avg	54.7	WILLIAMS, Adam at ULM (Oct 05, 2019)
Long Punt	77	WILLIAMS, Adam at ULM (Oct 05, 2019)
Punts inside 20	2	WILLIAMS, Adam at South Alabama (Sep 14, 2019)
	2	WILLIAMS, Adam vs Tulane (Oct 18, 2019)
	2	WILLIAMS, Adam at USF (Nov 23, 2019)
Long Punt Return	27	BROWN, Keith vs Southern (Sep 07, 2019)
Long Kickoff Return	99	ROGERS, Gabriel vs Navy (Sep 26, 2019)
Tackles	13	HALL, Austin at Tulsa (Oct 26, 2019)
Sacks	2.0	CLEMONS, Jalil vs SMU (Nov 02, 2019)
	2.0	PICKENS, Thomas at Houston (Nov 16, 2019)
Tackles For Loss	4.0	DORCEUS, Joseph at ULM (Oct 05, 2019)
Interceptions	1	JOHNSON, Q. vs Ole Miss (Aug 31, 2019)
	1	CULLENS, Xavier at South Alabama (Sep 14, 2019)
	1	BLAKE, Sanchez vs Navy (Sep 26, 2019)
	1	THOMAS, L. at ULM (Oct 05, 2019)
	1	JOHNSON, Q. vs Tulane (Oct 18, 2019)
	1	HALL, Austin vs Tulane (Oct 18, 2019)
	1	PICKENS, Thomas vs Tulane (Oct 18, 2019)

2019 TEAM GAME HIGHS

Rushes	58	at USF (Nov 23, 2019)
Yards Rushing	325	at USF (Nov 23, 2019)
Yards Per Rush	7.9	at ULM (Oct 05, 2019)
TD Rushes	5	at USF (Nov 23, 2019)
Pass attempts	44	at Temple (Oct 12, 2019)
Pass completions	28	at Temple (Oct 12, 2019)
Yards Passing	398	vs Southern (Sep 07, 2019)
Yards Per Pass	14.2	vs Southern (Sep 07, 2019)
TD Passes	5	vs Tulane (Oct 18, 2019)
	5	at Houston (Nov 16, 2019)
Total Plays	89	at USF (Nov 23, 2019)
Total Offense	575	vs Southern (Sep 07, 2019)
Yards Per Play	8.9	at ULM (Oct 05, 2019)
Points	55	vs Southern (Sep 07, 2019)
Sacks By	4	at USF (Nov 23, 2019)
First Downs	31	at USF (Nov 23, 2019)
Penalties	16	vs SMU (Nov 02, 2019)
Penalty Yards	134	vs SMU (Nov 02, 2019)
Turnovers	4	at Temple (Oct 12, 2019)
Interceptions By	3	vs Tulane (Oct 18, 2019)
Punts	6	vs Ole Miss (Aug 31, 2019)
Punting Avg	54.7	at ULM (Oct 05, 2019)
Long Punt	77	at ULM (Oct 05, 2019)
Punts inside 20	2	at South Alabama (Sep 14, 2019)
	2	vs Tulane (Oct 18, 2019)
	2	at USF (Nov 23, 2019)
Long Punt Return	27	vs Southern (Sep 07, 2019)

2019 OPPONENT INDIVIDUAL GAME HIGHS

Rushes	36	BROOKS, S., at Tulsa (Oct 26, 2019)
Yards Rushing	156	BROOKS, S., at Tulsa (Oct 26, 2019)
TD Rushes	3	TAYLOR II, C., at Tulsa (Oct 26, 2019)
Long Rush	68	FREEMAN, Ke'Mon, vs SMU (Nov 02, 2019)
	68	TUNE, Clayton, at Houston (Nov 16, 2019)
Pass attempts	54	BUECHELE, Shane, vs SMU (Nov 02, 2019)
Pass completions	34	BUECHELE, Shane, vs SMU (Nov 02, 2019)
Yards Passing	456	BUECHELE, Shane, vs SMU (Nov 02, 2019)
TD Passes	3	BUECHELE, Shane, vs SMU (Nov 02, 2019)
Long Pass	74	Morton, Tylan, at South Alabama (Sep 14, 2019)
Receptions	13	PROCHE, James, vs SMU (Nov 02, 2019)
Yards Receiving	149	PROCHE, James, vs SMU (Nov 02, 2019)
TD Receptions	2	Pederson, Josh, at ULM (Oct 05, 2019)
	2	GRANSON, Kylan, vs SMU (Nov 02, 2019)
Long Reception	74	Baker, Kawaan, at South Alabama (Sep 14, 2019)
Field Goals	3	MOBLEY, Will, at Temple (Oct 12, 2019)
Long Field Goal	49	NICHOLS, Bijan, vs Navy (Sep 26, 2019)
Punts	9	SCHNEIDER, T, at USF (Nov 23, 2019)
Punting Avg	51.6	SCHNEIDER, T, at USF (Nov 23, 2019)
Long Punt	65	SCHNEIDER, T, at USF (Nov 23, 2019)
Punts inside 20	3	Brooks, Jack, at South Alabama (Sep 14, 2019)
	3	ROY, Dane, at Houston (Nov 16, 2019)
Long Punt Return	17	WINN, Garrett, vs Navy (Sep 26, 2019)
Long Kickoff Return	33	SANDERS, CJ, vs SMU (Nov 02, 2019)
Tackles	13	MIMS, Andrew, at USF (Nov 23, 2019)
Sacks	2.0	Louis, Donald, at ULM (Oct 05, 2019)
Tackles For Loss	3.0	Lewis, J., vs Southern (Sep 07, 2019)
	3.0	SPRINGER, Jacob, vs Navy (Sep 26, 2019)
	3.0	MCBRYDE, R., vs SMU (Nov 02, 2019)
Interceptions	1	Benito Jones, vs Ole Miss (Aug 31, 2019)
	1	Gallmon, Keith, at South Alabama (Sep 14, 2019)
	1	Hawley, Austin, at ULM (Oct 05, 2019)
	1	HAND, Harrison, at Temple (Oct 12, 2019)
	1	KIRVEN, Zamar, at Houston (Nov 16, 2019)
	1	SAILS, KJ, at USF (Nov 23, 2019)
	1	EVANS, Daquan, at USF (Nov 23, 2019)

2019 OPPONENT TEAM GAME HIGHS

Rushes	66	vs Navy (Sep 26, 2019)
Yards Rushing	291	vs Navy (Sep 26, 2019)
Yards Per Rush	5.8	at ULM (Oct 05, 2019)
TD Rushes	4	at Tulsa (Oct 26, 2019)
Pass attempts	55	vs SMU (Nov 02, 2019)
Pass completions	34	vs SMU (Nov 02, 2019)
Yards Passing	456	vs SMU (Nov 02, 2019)
Yards Per Pass	8.3	vs SMU (Nov 02, 2019)
TD Passes	3	vs SMU (Nov 02, 2019)
Total Plays	101	at Tulsa (Oct 26, 2019)
Total Offense	584	at Tulsa (Oct 26, 2019)
Yards Per Play	7.0	vs SMU (Nov 02, 2019)
Points	48	vs SMU (Nov 02, 2019)
Sacks By	4	vs SMU (Nov 02, 2019)
First Downs	33	at Tulsa (Oct 26, 2019)
Penalties	11	at ULM (Oct 05, 2019)
	11	vs SMU (Nov 02, 2019)
Penalty Yards	114	at ULM (Oct 05, 2019)
Turnovers	3	at South Alabama (Sep 14, 2019)
	3	vs Tulane (Oct 18, 2019)
Interceptions By	2	at USF (Nov 23, 2019)
Punts	9	at USF (Nov 23, 2019)
Punting Avg	51.6	at USF (Nov 23, 2019)
Long Punt	65	at USF (Nov 23, 2019)
Punts inside 20	3	at South Alabama (Sep 14, 2019)
	3	at Houston (Nov 16, 2019)
Long Punt Return	17	vs Navy (Sep 26, 2019)

Memphis Inside Opponent Red-Zone

39 of 48 (81.2%)

33 of 36 (91.7%)

BY QUARTER STATISTICS

3rd-Down Conversions

Date	Opponent	Score	Overall	1st Qtr	2nd Qtr	3rd Qtr	4th Qtr	Overtime
Aug 31, 201	OLE MISS	15-10	6-17 35.3	1-3 33.3	2-6 33.3	1-3 33.3	2-5 40.0	
Sep 07, 201	SOUTHERN	55-24	8-16 50.0	1-3 33.3	1-2 50.0	3-6 50.0	3-5 60.0	
Sep 14, 201	at South Alabama	42-6	7-15 46.7	0-2 0.0	2-4 50.0	3-4 75.0	2-5 40.0	
Sep 26, 201	NAVY	35-23	4-10 40.0	0-1 0.0	0-2 0.0	1-2 50.0	3-5 60.0	
Oct 05, 201	at ULM	52-33	2-8 25.0	0-1 0.0	1-1 100.0	1-3 33.3	0-3 0.0	
Oct 12, 201	at Temple	L 28-30	7-12 58.3	1-2 50.0	1-2 50.0	4-5 80.0	1-3 33.3	
Oct 18, 201	TULANE	47-17	6-13 46.2	1-3 33.3	4-4 100.0	0-3 0.0	1-3 33.3	
Oct 26, 201	at Tulsa	42-41	4-10 40.0	2-4 50.0	2-3 66.7	0-2 0.0	0-1 0.0	
Nov 02, 201	SMU	54-48	8-17 47.1	3-4 75.0	3-6 50.0	2-4 50.0	0-3 0.0	
Nov 16, 201	at Houston	45-27	9-13 69.2	1-2 50.0	2-2 100.0	2-3 66.7	4-6 66.7	
Nov 23, 201	at USF	49-10	9-16 56.2	0-4 0.0	5-5 100.0	2-3 66.7	2-4 50.0	
	Memphis		70-14 47.6	10-29 34.5	23-37 62.2	19-38 50.0	18-43 41.9	0-0 0.0
	Opponents		61-16 37.4	19-47 40.4	18-42 42.9	11-37 29.7	13-37 35.1	0-0 0.0

4th-Down Conversions

Date	Opponent	Score	Overall	1st Qtr	2nd Qtr	3rd Qtr	4th Qtr	Overtime
Aug 31, 201	OLE MISS	15-10	3-5 60.0	0-0 0.0	1-2 50.0	0-1 0.0	2-2 100.0	
Sep 07, 201	SOUTHERN	55-24	3-3 100.0	0-0 0.0	0-0 0.0	1-1 100.0	2-2 100.0	
Sep 14, 201	at South Alabama	42-6	1-1 100.0	0-0 0.0	1-1 100.0	0-0 0.0	0-0 0.0	
Sep 26, 201	NAVY	35-23	0-0 0.0	0-0 0.0	0-0 0.0	0-0 0.0	0-0 0.0	
Oct 05, 201	at ULM	52-33	0-1 0.0	0-0 0.0	0-0 0.0	0-0 0.0	0-1 0.0	
Oct 12, 201	at Temple	L 28-30	0-3 0.0	0-0 0.0	0-0 0.0	0-1 0.0	0-2 0.0	
Oct 18, 201	TULANE	47-17	2-2 100.0	2-2 100.0	0-0 0.0	0-0 0.0	0-0 0.0	
Oct 26, 201	at Tulsa	42-41	2-3 66.7	0-0 0.0	1-1 100.0	0-1 0.0	1-1 100.0	
Nov 02, 201	SMU	54-48	1-2 50.0	0-1 0.0	0-0 0.0	1-1 100.0	0-0 0.0	
Nov 16, 201	at Houston	45-27	0-0 0.0	0-0 0.0	0-0 0.0	0-0 0.0	0-0 0.0	
Nov 23, 201	at USF	49-10	2-2 100.0	1-1 100.0	0-0 0.0	0-0 0.0	1-1 100.0	
	Memphis		14-22 63.6	3-4 75.0	3-4 75.0	2-5 40.0	6-9 66.7	0-0 0.0
	Opponents		13-24 54.2	2-2 100.0	3-4 75.0	4-8 50.0	4-10 40.0	0-0 0.0

Time of Possession

Date	Opponent	Score	Overall	1st Qtr	2nd Qtr	3rd Qtr	4th Qtr	Overtime
Aug 31, 201	OLE MISS	15-10	38:41	9:16	10:20	7:21	11:44	
Sep 07, 201	SOUTHERN	55-24	30:58	4:54	2:41	11:05	12:18	
Sep 14, 201	at South Alabama	42-6	31:53	5:47	7:31	7:25	11:10	
Sep 26, 201	NAVY	35-23	21:21	2:01	5:07	6:18	7:55	
Oct 05, 201	at ULM	52-33	26:06	5:34	8:14	6:54	5:24	
Oct 12, 201	at Temple	L 28-30	27:04	5:32	4:24	9:43	7:25	
Oct 18, 201	TULANE	47-17	34:10	6:46	10:05	8:54	8:25	
Oct 26, 201	at Tulsa	42-41	23:55	8:05	7:49	4:26	3:35	
Nov 02, 201	SMU	54-48	32:59	8:24	8:54	7:30	8:11	
Nov 16, 201	at Houston	45-27	32:30	8:17	4:08	7:56	12:09	
Nov 23, 201	at USF	49-10	38:12	9:09	9:43	7:46	11:34	
	Memphis	Total	337:49	73:45	78:56	85:18	99:50	0:00
		Avg.	30:42	6:42	7:10	7:45	9:04	0:00
	Opponents	Total	322:11	91:15	86:04	79:42	65:10	0:00
		Avg.	29:17	8:17	7:49	7:14	5:55	0:00



#8 CONNOR ADAIR | QUARTERBACK

R-SOPHOMORE | 1L | 6-4 | 191
TRUSSVILLE, ALA.
HEWITT-TRUSSVILLE HS
MAJOR: MARKETING MANAGEMENT

CAREER

Member of the team for two seasons ... Saw first season of on-field action in 2018 after redshirting in 2017 ... Has played in five games and is 10-of-15 passing for 126 yards ... Has one passing TD and a rushing TD ... Has three years of eligibility remaining.

HONORS (ACADEMIC/ATHLETIC)

2017-18 American Athletic Conference All-Academic Team ... Tiger 3.0 Club for 2017 fall and 2019 spring semesters ... 2017 Glenn Jones Offensive Scout Team Player of the Year.

CAREER HIGHS

Pass Completions 6, vs Southern, Sept. 7, 2019
Pass Attempts 7, vs Southern, Sept. 7, 2019
Passing Yards 61, vs Southern, Sept. 7, 2019
Passing Touchdowns 1, vs UConn, Oct. 6, 2018
Long Passing Play 25, vs Southern, Sept. 7, 2019
Rushing Yards 22, at USF, Nov. 23, 2019
Rushing Touchdowns 1, at USF, Nov. 23, 2019

PASSING

YEAR	GP/GS	COMP	ATT	INT	YARDS	TD	LONG	PCT	AVG/P	AVG/G
2018	2/0	1	2	0	17	1	17	.50	8.5	8.5
2019	5/0	10	15	0	109	0	26	.67	7.3	21.8
TOTAL	7/0	11	17	0	126	1	26	.65	7.4	18.0

RUSHING

YEAR	GP/GS	ATT	YARDS	TD	LONG	AVG/R	AVG/G
2018	2/0	0	0	0	0	0.0	0.0
2019	5/0	2	26	1	22	13.0	5.2
TOTAL	7/0	2	26	1	22	13.0	3.7

PASSING GAME-BY-GAME

DATE	OPPONENT	ATT	COMP	YDS	INT	TD	LG	SACK
9/1/18	Mercer	1	0	0	0	0	0	0
9/8/18	at Navy				Did Not Play			
9/14/18	Georgia State				Did Not Play			
9/22/18	South Alabama				Did Not Play			
9/28/18	at Tulane				Did Not Play			
10/6/18	UConn	1	1	17	0	1	17	0
10/13/18	UCF				Did Not Play			
10/20/18	at Missouri				Did Not Play			
11/3/18	at ECU				Did Not Play			
11/10/18	Tulsa				Did Not Play			
11/16/18	at SMU				Did Not Play			
11/23/18	Houston				Did Not Play			
12/1/18	at UCF				Did Not Play			
12/22/18	vs Wake Forest				Did Not Play			
8/31/19	Ole Miss				Did Not Play			
9/7/19	Southern	6	7	61	0	0	25	0
9/14/19	at S. Alabama	2	2	9	0	0	6	0
9/26/19	Navy				Did Not Play			
10/5/19	at ULM				Did Not Play			
10/12/19	at Temple				Did Not Play			
10/19/19	Tulane	1	0	0	0	0	0	0
10/26/19	at Tulsa				Did Not Play			
11/2/19	SMU				Did Not Play			
11/16/19	at Houston	2	1	26	0	0	26	0
11/23/19	at USF	3	1	13	0	0	13	0

RUSHING GAME BY-GAME

DATE	OPPONENT	NO	YDS	AVG	TD	LG
9/1/18	Mercer	0	0	0.0	0	0
9/8/18	at Navy			Did Not Play		
9/14/18	Georgia State			Did Not Play		
9/22/18	South Alabama			Did Not Play		
9/28/18	at Tulane			Did Not Play		
10/6/18	UConn	0	0	0.0	0	0
10/13/18	UCF			Did Not Play		

10/20/18	at Missouri						Did Not Play
11/3/18	at ECU						Did Not Play
11/10/18	Tulsa						Did Not Play
11/16/18	at SMU						Did Not Play
11/23/18	Houston						Did Not Play
12/1/18	at UCF						Did Not Play
12/22/18	vs Wake Forest						Did Not Play
8/31/19	Ole Miss						Did Not Play
9/7/19	Southern	0	0	0.0	0	0	
9/14/19	at S. Alabama	0	0	0.0	0	0	
9/26/19	Navy						Did Not Play
10/5/19	at ULM						Did Not Play
10/12/19	at Temple						Did Not Play
10/19/19	Tulane	0	0	0.0	0	0	
10/26/19	at Tulsa						Did Not Play
11/2/19	SMU						Did Not Play
11/16/19	at Houston	1	4	4.0	0	4	
11/23/19	at USF	1	22	22.0	1	22	



#37 JAYLON ALLEN | DEFENSIVE LINE

R-FRESHMAN | RS | 6-2 | 228
HUMBLE, TEXAS
ATASCOCITA HS
MAJOR: CRIMINOLOGY AND CRIMINAL JUSTICE

CAREER


Made collegiate debut in the season opener against Ole Miss ... Has played in eight games in 2019, primarily on special teams ... Has made two tackles ... Returns for his second season after a redshirt season in 2018 ... Has four years of eligibility remaining.

TACKLES

YEAR	GP/GS	UA	A	TOTAL	TFL	TFLY	PD	FF	FR	BLK
2019	8/0	0	2	2	0.0	0	0	0	0	0
Total	8/0	0	2	2	0.0	0	0	0	0	0

DEFENSE GAME-BY-GAME

DATE	OPPONENT	UT	AT	TT	TFL	SK	FF	FR	PD	INT	QBH
8/31/19	Ole Miss	0	0	0	0-0	0-0	0	0-0	0	0-0	0
9/7/19	Southern	0	0	0	0-0	0-0	0	0-0	0	0-0	0
9/14/19	at S. Alabama	0	0	0	0-0	0-0	0	0-0	0	0-0	0
9/26/19	Navy	0	0	0	0-0	0-0	0	0-0	0	0-0	0
10/5/19	at ULM										
10/12/19	at Temple	0	0	0	0-0	0-0	0	0-0	0	0-0	0
10/19/19	Tulane	0	1	1	0-0	0-0	0	0-0	0	0-0	0
10/26/19	at Tulsa										
11/2/19	SMU										
11/16/19	at Houston	0	0	0	0-0	0-0	0	0-0	0	0-0	0
11/23/19	at USF	0	1	1	0-0	0-0	0	0-0	0	0-0	0



#16 NEHEMIAH AUGUSTUS | LINEBACKER

R-JUNIOR | RS | 6-0 | 203
PATTERSON, LA.
PATTERSON HS
MAJOR: INTERDISCIPLINARY STUDIES

CAREER

Has played in 37 games ... Has 42 total tackles (30 solo) ... Has 2.5 TFL and one PBU ... Has 11 multi-tackle games ... Has two years of eligibility remaining after redshirting the 2016 season.

CAREER HIGHS

Tackles 5, vs Tulsa, Nov. 10, 2018
Pass Breakups 1, vs SIU, Sept. 23, 2017
Tackles for Loss 1.5, vs Georgia State, Sept. 14, 2018
Quarterback Hurries 1, 4x, last vs Tulsa, Nov. 10, 2018

TACKLES

YEAR	GP/GS	UA	A	TOTAL	TFL	TFLY	PD	FF	FR	BLK
2017	13/0	12	7	19	0.0	0	1	0	0	0
2018	14/0	15	4	19	2.5	6	0	0	0	0
2019	10/0	3	1	4	0.0	0	0	0	0	0
Total	37/0	30	12	42	2.5	6	1	0	0	0

DEFENSE GAME-BY-GAME

DATE	OPPONENT	UT	AT	TT	TFL	SK	FF	FR	PD	INT	QBH
8/31/17	ULM	1	0	1	0-0	0-0	0	0-0	0	0-0	0
9/16/17	UCLA	1	0	1	0-0	0-0	0	0-0	0	0-0	0
9/23/17	SIU	1	0	1	0-0	0-0	0	0-0	1	0-0	0
9/30/17	at UCF	0	1	1	0-0	0-0	0	0-0	0	0-0	0
10/6/17	at UConn	2	1	3	0-0	0-0	0	0-0	0	0-0	0
10/14/17	Navy	1	0	1	0-0	0-0	0	0-0	0	0-0	0
10/19/17	Houston	0	0	0	0-0	0-0	0	0-0	0	0-0	0
10/27/17	Tulane	2	0	2	0-0	0-0	0	0-0	0	0-0	0
11/3/17	at Tulsa	1	1	2	0-0	0-0	0	0-0	0	0-0	0
11/18/17	SMU	1	0	1	0-0	0-0	0	0-0	0	0-0	0
11/25/17	ECU	2	1	3	0-0	0-0	0	0-0	0	0-0	0
12/2/17	at UCF	0	3	3	0-0	0-0	0	0-0	0	0-0	0
12/30/17	vs Iowa St	0	0	0	0-0	0-0	0	0-0	0	0-0	0
9/1/18	Mercer	1	0	1	0-0	0-0	0	0-0	0	0-0	1
9/8/18	at Navy	0	0	0	0-0	0-0	0	0-0	0	0-0	0
9/14/18	Georgia St.	1	2	3	1.5-2	0-0	0	0-0	0	0-0	1
9/22/18	S. Alabama	2	0	2	0-0	0-0	0	0-0	0	0-0	1
9/28/18	at Tulane	0	0	0	0-0	0-0	0	0-0	0	0-0	0
10/6/18	UConn	0	0	0	0-0	0-0	0	0-0	0	0-0	0
10/13/18	UCF	0	0	0	0-0	0-0	0	0-0	0	0-0	0
10/20/18	at Missouri	1	0	1	0-0	0-0	0	0-0	0	0-0	0
11/3/18	at ECU	2	0	2	0-0	0-0	0	0-0	0	0-0	0
11/10/18	Tulsa	4	1	5	1-4	0-0	0	0-0	0	0-0	1
11/16/18	at SMU	0	0	0	0-0	0-0	0	0-0	0	0-0	0
11/23/18	Houston	4	0	4	0-0	0-0	0	0-0	0	0-0	0
12/1/18	at UCF	0	0	0	0-0	0-0	0	0-0	0	0-0	0
12/22/18	vs Wake Forest	1	0	1	0-0	0-0	0	0-0	0	0-0	0
8/31/19	Ole Miss	0	0	0	0-0	0-0	0	0-0	0	0-0	0
9/7/19	Southern	1	0	1	0-0	0-0	0	0-0	0	0-0	0
9/14/19	at S. Alabama	0	0	0	0-0	0-0	0	0-0	0	0-0	0
9/26/19	Navy	0	0	0	0-0	0-0	0	0-0	0	0-0	0
10/5/19	at ULM	0	0	0	0-0	0-0	0	0-0	0	0-0	0
10/12/19	at Temple	1	1	2	0-0	0-0	0	0-0	0	0-0	0
10/19/19	Tulane	0	0	0	0-0	0-0	0	0-0	0	0-0	0
10/26/19	at Tulsa	0	0	0	0-0	0-0	0	0-0	0	0-0	0
11/2/19	SMU	1	0	1	0-0	0-0	0	0-0	0	0-0	0
11/16/19	at Houston	0	0	0	0-0	0-0	0	0-0	0	0-0	0
11/23/19	at USF				Did Not Play						



#84 CALVIN AUSTIN III | WIDE RECEIVER

R-SOPHOMORE | 1L | 5-9 | 163

MEMPHIS, TENN.

HARDING ACADEMY

MAJOR: POLITICAL SCIENCE

CAREER

Has been a member of the team for two seasons, but made his on-field debut in 2018 after redshirting in 2017 ... Has three years of eligibility remaining ... Has played in 23 games ... Has 15 receptions for 296 yards and three TDs ... Has a long reception of 46 yards ... Has two rushes for 92 yards and two TDs ... Has run sprints and relays for the Tigers track and field program the past two seasons.

HONORS (ACADEMIC/ATHLETIC)

Tiger 3.0 Club for 2017 fall and 2019 spring semesters ... Track and Field: 2019 U.S. Track and Field/Cross Country Coaches Association (USTFCCCA) All-America second team (4x100m relay) ... 2019 All-American Athletic Conference (4x100m relay) ... 2018 USTFCCCA All-America honorable mention (4x400m relay) ... 2018 All-American Athletic Conference four times (indoor: 200m, 4x400m relay; outdoor: 4x100m relay, 4x400m relay).

CAREER HIGHS

Points Scored 12, vs Tulane, Oct. 19, 2019
 Touchdowns 2, vs Tulane, Oct. 19, 2019
 Receptions 5, at Houston, Nov. 16, 2019
 Receiving Yards 81, at Houston, Nov. 16, 2019
 Long Reception 46, vs Tulane, Oct. 19, 2019
 Receiving Touchdowns 2, vs Tulane, Oct. 19, 2019

Rushes 1, 3x, last at USF, Nov. 23, 2019
 Rushing Yards 83, vs Mercer, Sept. 1, 2018
 Long Rush 83, vs Mercer, Sept. 1, 2018
 Rushing Touchdowns 1, 2x, last at Tulsa, Oct. 26, 2019

RECEIVING

YEARS	GP/GS	REC	YARDS	TD	LONG	REC/G	AVG/C	AVG/G
2018	13/0	2	24	0	18	0.2	12.0	1.8
2019	10/0	13	272	3	46	1.3	20.9	27.2
TOTAL	23/0	15	296	3	46	0.7	19.7	12.9

RUSHING

YEAR	GP/GS	ATT	YARDS	TD	LONG	AVG/C	AVG/G
2018	13/0	1	83	1	83	83.0	6.4
2019	10/0	2	9	1	7	4.5	0.9
TOTAL	23/0	3	92	2	83	30.7	4.0

PUNT RETURNS

YEAR	GP/GS	NO	YARDS	TD	LONG	AVG/R	AVG/G
2018	13/0	0	0	0	0	0.0	0.0
2019	10/0	4	0	0	2	0.0	0.0
Total	23/0	4	0	0	2	0.0	0.0

RECEIVING GAME-BY-GAME

DATE	OPPONENT	NO	YDS	AVG	TD	LG
9/1/18	Mercer	1	1	18.0	0	18
9/8/18	at Navy	0	0	0.0	0	0
9/14/18	Georgia State	0	0	0.0	0	0
9/22/18	South Alabama	0	0	0.0	0	0
9/28/18	at Tulane	0	0	0.0	0	0
10/6/18	UConn	0	0	0.0	0	0
10/13/18	UCF			Did Not Play		
10/20/18	at Missouri	0	0	0.0	0	0
11/3/18	at ECU	0	0	0.0	0	0
11/10/18	Tulsa	0	0	0.0	0	0
11/16/18	at SMU	0	0	0.0	0	0
11/23/18	Houston			Did Not Play		
12/1/18	at UCF			Did Not Play		
12/22/18	vs Wake Forest			Did Not Play		
8/31/19	Ole Miss			Did Not Play		
9/7/19	Southern	0	0	0.0	0	0
9/14/19	at S. Alabama	0	0	0.0	0	0
9/26/19	Navy	0	0	0.0	0	0
10/5/19	at ULM	1	40	40.0	0	40
10/12/19	at Temple	0	0	0.0	0	0
10/19/19	Tulane	2	57	28.5	2	46
10/26/19	at Tulsa	3	57	19.0	0	29
11/2/19	SMU	1	24	24.0	0	24
11/16/19	at Houston	5	81	16.2	1	20
11/23/19	at USF	1	13	13.0	0	13

RUSHING GAME BY-GAME

DATE	OPPONENT	NO	YDS	AVG	TD	LG
9/1/18	Mercer	1	83	83.0	1	83
9/8/18	at Navy	0	0	0.0	0	0
9/14/18	Georgia State	0	0	0.0	0	0
9/22/18	South Alabama	0	0	0.0	0	0
9/28/18	at Tulane	0	0	0.0	0	0
10/6/18	UConn	0	0	0.0	0	0
10/13/18	UCF			Did Not Play		
10/20/18	at Missouri	0	0	0.0	0	0
11/3/18	at ECU	0	0	0.0	0	0
11/10/18	Tulsa	1	6	6.0	0	6
11/16/18	at SMU	0	0	0.0	0	0
11/23/18	Houston			Did Not Play		
12/1/18	at UCF			Did Not Play		
12/22/18	vs Wake Forest			Did Not Play		
8/31/19	Ole Miss			Did Not Play		
9/7/19	Southern	0	0	0.0	0	0
9/14/19	at S. Alabama	0	0	0.0	0	0
9/26/19	Navy	0	0	0.0	0	0
10/5/19	at ULM	0	0	0.0	0	0
10/12/19	at Temple	0	0	0.0	0	0
10/19/19	Tulane	0	0	0.0	0	0
10/26/19	at Tulsa	1	2	2.0	1	2
11/2/19	SMU	0	0	0.0	0	0
11/16/19	at Houston	0	0	0.0	0	0
11/23/19	at USF	1	7	7.0	0	7

PUNT RETURN GAME-BY-GAME

DATE	OPPONENT	NO	YDS	AVG	TD	LG
8/31/19	Ole Miss					Did Not Play

9/7/19	Southern	0	0	0.0	0	0
9/14/19	at S. Alabama	1	-1	-1.0	0	0
9/26/19	Navy	0	0	0.0	0	0
10/5/19	at ULM	0	0	0.0	0	0
10/12/19	at Temple	0	0	0.0	0	0
10/19/19	Tulane	0	0	0.0	0	0
10/26/19	at Tulsa	0	0	0.0	0	0
11/2/19	SMU	1	0	0.0	0	0
11/16/19	at Houston	2	1	0.5	0	2
11/23/19	at USF	0	0	0.0	0	0



#76 BLAINE BISHOP | OFFENSIVE LINE

R-FRESHMAN | SQ | 6-3 | 290

TALLAHASSEE, FLA.

NORTH FLORIDA CHRISTIAN HS

MAJOR: MECHANICAL ENGINEERING

CAREER

Returns for his second season after a redshirt season in 2018 ... Made Memphis debut against Tulane ... Has four years of eligibility remaining.

CAREER HIGHS

Offensive Plays.....4 vs Tulane, Oct. 19, 2019

OFFENSIVE LINE

YEAR	GAMES/STARTS	PLAYS/TOTAL TEAM PLAYS
2019	1/0	4/465
Total	1/0	4/465

OFFENSIVE LINE GAME-BY-GAME

DATE	OPPONENT	POSITION - PLAYS
8/31/19	Ole Miss	Did Not Play
9/7/19	Southern	Did Not Play
9/14/19	at S. Alabama	Did Not Play
9/26/19	Navy	Did Not Play
10/5/19	at ULM	Did Not Play
10/12/19	at Temple	Did Not Play
10/19/19	Tulane	Left Guard - 4/66
10/26/19	at Tulsa	Did Not Play
11/2/19	SMU	Did Not Play
11/16/19	at Houston	Did Not Play
11/23/19	at USF	Did Not Play



#41 SANCHEZ BLAKE JR. | DEFENSIVE BACK

R-SOPHOMORE | 1L | 6-0 | 204

OLIVE BRANCH, MISS.

OLIVE BRANCH HS

MAJOR: SPORT AND LEISURE MANAGEMENT

CAREER

Member of the team for two seasons ... Saw first season of on-field action in 2018 after redshirting in 2017 ... Has played in 21 games ... Drew first start against Ole Miss in 2019 ... Has 92 total tackles (74 solo), including 2.5 TFL ... Has five PBU, an interception and one forced fumble ... Has three years of eligibility remaining.

CAREER HIGHS

Tackles12, at Temple, Oct. 12, 2019
 Pass Breakups.....1, 4x, last at ULM, Oct. 5, 2019
 Tackles for Loss.....2.0, vs Wake Forest, Dec. 22, 2018
 Forced Fumbles.....1, at UCF, Dec. 1, 2018

CAREER TACKLES

YEAR	GP/GS	UA	A	TOTAL	TFL	TFLY	PD	FF	FR	BLK
2018	14/0	38	9	47	2.5	4	3	1	0	0
2019	7/7	36	9	45	0.0	0	2	0	0	0
Total	21/7	74	18	92	2.5	4	5	1	0	0

INTERCEPTIONS

YEAR	GP	NO	Yards	TD	Long	Avg/R	Avg/G
2017	14/0	0	0	0	0	0.0	0.0

2018	7/7	1	0	0	0	0.0	0.0
Total	21/7	1	0	0	0	0.0	0.0

DEFENSE GAME-BY-GAME

DATE	OPPONENT	UT	AT	TT	TFL	SK	FF	FR	PD	INT	QBH
9/1/18	Mercer	1	2	3	0.5-1	0-0	0	0-0	1	0-0	0
9/8/18	at Navy	0	0	0	0-0	0-0	0	0-0	0	0-0	0
9/14/18	Georgia State	0	1	1	0-0	0-0	0	0-0	0	0-0	0
9/22/18	S. Alabama	0	1	1	0-0	0-0	0	0-0	0	0-0	0
9/28/18	at Tulane	0	0	0	0-0	0-0	0	0-0	0	0-0	0
10/6/18	UConn	4	3	7	0-0	0-0	0	0-0	0	0-0	0
10/13/18	UCF	1	0	1	0-0	0-0	0	0-0	0	0-0	0
10/20/18	at Mizzou	9	0	9	0-0	0-0	0	0-0	0	0-0	0
11/3/18	at ECU	2	0	2	0-0	0-0	0	0-0	0	0-0	0
11/10/18	Tulsa	5	0	5	0-0	0-0	0	0-0	1	0-0	0
11/16/18	at SMU	0	1	1	0-0	0-0	0	0-0	0	0-0	0
11/23/18	Houston	3	0	3	0-0	0-0	0	0-0	1	0-0	0
12/1/18	at UCF	8	1	9	0-0	0-0	1	0-0	0	0-0	0
12/22/18	vs Wake Forest	5	0	5	2.0-3	0-0	0	0-0	0	0-0	0
8/31/19*	Ole Miss	4	0	4	0-0	0-0	0	0-0	0	0-0	0
9/7/19*	Southern	6	1	7	0-0	0-0	0	0-0	0	0-0	0
9/14/19*	at S. Alabama	1	2	3	0-0	0-0	0	0-0	0	0-0	0
9/26/19*	Navy	6	3	9	0-0	0-0	0	0-0	0	1-0	0
10/5/19*	at ULM	5	2	7	0-0	0-0	0	0-0	1	0-0	0
10/12/19*	at Temple	11	1	12	0-0	0-0	0	0-0	0	0-0	0
10/19/19*	Tulane	3	0	3	0-0	0-0	0	0-0	0	0-0	0
10/26/19	at Tulsa							Did Not Play - Inj.			
11/2/19	SMU							Did Not Play - Inj.			
11/16/19	at Houston							Did Not Play - Inj.			
11/23/19	at USF							Did Not Play - Inj.			



#42 PRESTON BRADY | HOLDER/LONG SNAPPER

R-SOPHOMORE | 1L | 6-0 | 215

CORDOVA, TENN.

EVANGELICAL CHRISTIAN SCHOOL

MAJOR: MARKETING MANAGEMENT

- Peter Mortell Holder of the Year Watch List (2019)

CAREER

Member of the team for two seasons ... Saw first season of on-field action in 2018 after redshirting in 2017 ... Has played in 25 games, seeing action primarily as the squad's holder ... Has three years of eligibility remaining.

HONORS (ACADEMIC/ATHLETIC)

2017-18 American Athletic Conference All-Academic Team ... Tiger 3.0 Club for 2017 fall semester ... 2019 summer intern at St. Jude in the Sports Marketing department.

HOLDS/SNAPS

YEAR	GP	PATs	FGs	Punts
2018	14/0	79	20	0
2019	11/0	56	13	5
Total	25/0	135	33	5

HOLDS GAME BY-GAME

DATE	OPPONENT	PATs	FGs
9/1/18	Mercer	9/9	1/1
9/8/18	at Navy	3/3	0/0
9/14/18	Georgia State	8/8	1/1
9/22/18	South Alabama	7/7	1/2
9/28/18	at Tulane	3/3	1/1
10/6/18	UConn	7/8	0/1
10/13/18	UCF	3/3	3/3
10/20/18	at Missouri	3/4	2/2
11/3/18	at ECU	8/8	1/1
11/10/18	Tulsa	5/6	2/2
11/16/18	at SMU	4/4	0/1
11/23/18	Houston	7/7	1/1
12/1/18	at UCF	5/5	2/3
12/22/18	vs Wake Forest	4/4	0/1
8/31/19	Ole Miss	1/2	0/0
9/7/19	Southern	7/7	2/2
9/14/19	at S. Alabama	4/4	2/2
9/26/19	Navy	5/5	0/1
10/5/19	at ULM	5/5	1/1

DATE	OPPONENT	UT	AT	TT	TFL	SK	FF	FR	PD	INT	QBH
8/31/19	Ole Miss	0	0	0	0-0	0-0	0	0-0	0	0-0	0
9/7/19	Southern	1	0	1	0-0	0-0	0	0-0	0	0-0	0
9/14/19	at S. Alabama	1	0	1	0-0	0-0	1	0-0	0	0-0	0
9/26/19	Navy	2	0	2	0-0	0-0	0	0-0	0	0-0	0
10/5/19	at ULM	2	0	2	0-0	0-0	0	0-0	1	0-0	0
10/12/19	at Temple	0	0	0	0-0	0-0	0	0-0	0	0-0	0
10/19/19	Tulane	0	0	0	0-0	0-0	0	0-0	0	0-0	0
10/26/19	at Tulsa	2	0	2	0-0	0-0	0	0-0	0	0-0	0
11/2/19	SMU	0	0	0	0-0	0-0	0	0-0	0	0-0	0
11/16/19	at Houston				Did Not Play						
11/23/19	at USF				Did Not Play						



#2 TJ CARTER | DEFENSIVE BACK

JUNIOR | 2L | 5-11 | 189

NASHVILLE, TENN.

STRATFORD HS

MAJOR: SPORT AND LEISURE MANAGEMENT

- Paycom Jim Thorpe Award Watch List (2019)
- All-AAC Second Team (2017, 2018)
- FWAA Freshman All-America Team (2017)
- USA Today Freshman All-America Team (2017)
- ESPN Freshman All-America Team (2017)
- American Athletic Conference Rookie of the Year (2017)
- Nagurski National Defensive Player of the Week (10/24/17)
- AAC Defensive POW (10/23/17)
- CollegeSportsMadness.com AAC Defensive POW (10/22/17)
- Memphis Freshman Record for Interceptions in a Season (2017)

CAREER

One of the nation's top defensive backs ... Has 176 total tackles (142 solo) ... Has 37 passes defended with seven interceptions ... Also has three fumble recoveries, three forced fumbles, six TFL and a sack ... Has 33 multi-tackle games ... Holds program's freshman record for interceptions in a season (5).

HONORS (ACADEMIC/ATHLETIC)

2017-18 American Athletic Conference All-Academic Team ... Dean's List for the 2017 fall semester ... Tiger 3.0 Club for the 2017 fall and 2018 spring semesters ... 2017 USA Today Freshman All-America Team ... 2017 ESPN.com Freshman All-America Team ... 2017 American Athletic Conference Rookie of the Year ... 2017, 2018 All-American Athletic Conference second team ... Picked up the Nagurski National Defensive Player of the Week honor Oct. 23, 2017 ... Also earned The American and CollegeSportsMadness.com AAC Defensive Player of the Week accolades that same week.

CAREER HIGHS

Tackles 14, at Houston, Oct. 19, 2017
 Pass Breakups 3, 3x, last vs Houston, Nov. 23, 2018
 Interceptions 1, 7x, last vs Houston, Nov. 23, 2018
 Interception Ret. Yds 42, vs UCLA, Sept. 16, 2017
 Fumble Recoveries 1, 3x, last at Temple, Oct. 12, 2019
 Forced Fumbles 1, 3x, last at Temple, Oct. 12, 2019
 Sacks 1, vs Tulane, Oct. 19, 2019
 Tackles For Loss 1.5, vs Tulane, Oct. 19, 2019
 Quarterback Hurries 1, vs Tulane, Oct. 27, 2017

TACKLES

YEAR	GP/GS	UA	A	TOTAL	TFL	TFLY	PD	FF	FR	BLK
2017	13/13	54	15	69	1.0	1	16	1	2	0
2018	14/14	58	10	68	1.5	1	14	1	0	0
2019	11/11	30	9	39	3.5	14	7	1	1	0
Total	38/38	142	34	176	6.0	16	37	3	3	0

SACKS

YEAR	GP/GS	UA	A	TOTAL	YARDS
2017	13/13	0	0	0.0	0
2018	14/14	0	0	0.0	0
2019	11/11	1	0	1.0	10
Total	38/38	1	0	1.0	10

INTERCEPTIONS

YEAR	GP	NO	Yards	TD	Long	Avg/R	Avg/G
2017	13/13	5	74	0	42	14.8	5.7
2018	14/14	2	35	1	35	17.5	2.3
2019	11/11	0	0	0	0	0.0	0.0
Total	38/38	7	109	1	42	15.6	2.9

DEFENSE GAME-BY-GAME

DATE	OPPONENT	UT	AT	TT	TFL	SK	FF	FR	PD	INT	QBH
8/31/17*	ULM	4	0	4	0-0	0-0	0	0-0	0	0-0	0
9/16/17*	UCLA	6	0	7	0-0	0-0	0	1-0	2	1-42	0
9/23/17*	SIU	4	3	7	0-0	0-0	0	0-0	0	0-0	0
9/30/17*	at UCF	4	3	7	0-0	0-0	0	0-0	1	1-0	0
10/6/17*	at UConn	2	2	4	0-0	0-0	0	0-0	1	1-0	0
10/14/17*	Navy	1	0	1	0-0	0-0	0	1-0	0	0-0	0

10/19/17*	at Houston	11	3	14	1-1	0-0	1	0-0	2	1-7	0
10/27/17*	Tulane	6	0	6	0-0	0-0	0	0-0	1	0-0	1
11/3/17*	at Tulsa	4	0	4	0-0	0-0	0	0-0	3	0-0	0
11/18/17*	SMU	0	0	0	0-0	0-0	0	0-0	2	0-0	0
11/25/17*	ECU	4	0	4	0-0	0-0	0	0-0	1	0-0	0
12/2/17*	at UCF	3	0	3	0-0	0-0	0	0-0	1	1-25	0
12/31/17*	vs Iowa St	5	3	8	0-0	0-0	0	0-0	2	0-0	0
9/1/18*	Mercer	2	0	2	0-0	0-0	0	0-0	3	1-35	0
9/8/18*	at Navy	4	2	6	1-1	0-0	1	0-0	0	0-0	0
9/14/18*	Georgia State	3	0	3	0-0	0-0	0	0-0	0	0-0	0
9/22/18*	S Alabama	7	0	7	0-0	0-0	0	0-0	0	0-0	0
9/28/18*	at Tulane	4	0	4	0-0	0-0	0	0-0	0	0-0	0
10/6/18*	UConn	2	1	3	0-0	0-0	0	0-0	1	0-0	0
10/13/18*	UCF	3	1	4	0-0	0-0	0	0-0	0	0-0	0
10/20/18*	at Mizzou	6	0	6	0-0	0-0	0	0-0	0	0-0	0
11/3/18*	at ECU	3	3	6	0-0	0-0	0	0-0	3	0-0	0
11/10/18*	Tulsa	1	1	2	0.5-0	0-0	0	0-0	0	0-0	0
11/16/18*	at SMU	3	1	4	0-0	0-0	0	0-0	2	0-0	0
11/23/18*	Houston	2	0	2	0-0	0-0	0	0-0	4	1-0	0
12/1/18*	at UCF	10	1	11	0-0	0-0	0	0-0	0	0-0	0
12/22/18*	vs Wake Forest	8	0	8	0-0	0-0	0	0-0	0	0-0	1
8/31/19*	Ole Miss	1	0	1	0-0	0-0	0	0-0	0	0-0	0
9/7/19*	Southern	3	1	4	0-0	0-0	0	0-0	0	0-0	0
9/14/19*	at S. Alabama	4	1	5	0-0	0-0	0	0-0	0	0-0	0
9/26/19*	Navy	4	1	5	1-2	0-0	0	0-0	0	0-0	0
10/5/19*	at ULM	0	2	2	0-0	0-0	0	0-0	1	0-0	0
10/12/19*	at Temple	2	1	3	0-0	0-0	1	1-3	1	0-0	0
10/19/19*	Tulane	2	2	4	1.5-11	1-10	0	0-0	0	0-0	0
10/26/19*	at Tulsa	4	1	5	0-0	0-0	0	0-0	1	0-0	0
11/2/19*	SMU	8	0	8	1-0	0-0	0	0-0	2	0-0	0
11/16/19*	at Houston	2	0	2	0-0	0-0	0	0-0	0	0-0	0
11/23/19*	at USF	0	0	0	0-0	0-0	0	0-0	2	0-0	0



#25 RODRIGUES CLARK | RUNNING BACK

FRESHMAN | HS | 6-0 | 202

STARKVILLE, MISS.

STARKVILLE HS

MAJOR: PHYSICAL EDUCATION FOR TEACHER EDUCATION

CAREER

Made collegiate debut against Southern ... Has rushed for 85 yards on 26 carries with a long of 10 yards.

CAREER HIGHS

Rush Attempts 9, at South Alabama, Sept. 14, 2019
 Rush Yards 25, vs Southern, Sept. 7, 2019
 Long Rush 10, 2x, last at ULM, Oct. 5, 2019
 Rushing Touchdowns 1, vs Southern, Sept. 7, 2019
 Blocked Punts 1, vs Southern, Sept. 7, 2019

RUSHING

YEAR	GP/GS	ATT	YARDS	TD	LONG	AVG/C	AVG/G
2019	7	26	85	1	10	3.3	12.1
Total	7	26	85	1	10	3.3	12.1

PUNT RETURNS

YEAR	GP/GS	NO	YARDS	TD	LONG	AVG/R	AVG/G
2019	7/0	1	10	0	0	10.0	1.4
Total	7/0	1	10	0	0	10.0	1.4

RUSHING GAME-BY-GAME

DATE	OPPONENT	NO	YDS	AVG	TD	LG
8/31/19	Ole Miss			Did Not Play		
9/7/19	Southern	5	25	5.0	0	10
9/14/19	at S. Alabama	9	23	2.6	1	6
9/26/19	Navy			Did Not Play		
10/5/19	at ULM	2	10	5.0	0	10
10/12/19	at Temple	2	-1	-0.5	0	3
10/19/19	Tulane			Did Not Play		
10/26/19	at Tulsa	0	0	0.0	0	0
11/2/19	SMU			Did Not Play		
11/16/19	at Houston	3	7	2.3	0	5
11/23/19	at USF	5	21	4.2	0	8



#7 CHRIS CLAYBROOKS | DEFENSIVE BACK

R-JUNIOR | 1L | 6-0 | 176

NASHVILLE, TENN.

MCGAVOCK HS | FORT SCOTT CC | COAHOMA CC

MAJOR: SPORT AND LEISURE MANAGEMENT

CAREER

Transferred to Memphis after one season at Fort Scott Community College ... Moved to defensive back at Memphis after playing his prep and junior college career on offense ... Has played in 18 games ... Has 31 total tackles (26 solo) ... Has one interception and returned it for a TD ... Also has returned eight kickoffs for 212 yards ... Has two years of eligibility remaining.

HONORS (ACADEMIC/ATHLETIC)

Tiger 3.0 Club for 2018 fall semester.

CAREER HIGHS

Tackles 5, at Houston, Nov. 16, 2019
Interceptions 1, vs Wake Forest, Dec. 22, 2018
Interception Ret. Yds 37, vs Wake Forest, Dec. 22, 2018

TACKLES

YEAR	GP/GS	UA	A	TOTAL	TFL	TFLY	PD	FF	FR	BLK
2018	12/0	10	2	12	0.0	0	2	0	0	0
2019	6/0	16	3	19	0.0	0	0	0	0	0
Total	18/0	26	5	31	0.0	0	2	0	0	0

INTERCEPTIONS

YEAR	GP	NO	Yards	TD	Long	Avg/R	Avg/G
2018	12/0	1	37	1	37	37.0	3.1
2019	6/0	0	0	0	0	0.0	0.0
Total	18/0	1	37	1	37	37.0	2.1

KICK RETURNS

YEAR	GP/GS	NO	YARDS	TD	LONG	AVG/R	AVG/G
2018	12/0	0	0	0	0	0.0	0.0
2019	6/0	8	212	0	49	26.5	35.3
Total	18/0	8	212	0	49	26.5	11.8


DEFENSE GAME-BY-GAME

DATE	OPPONENT	UT	AT	TT	TFL	SK	FF	FR	PD	INT	QBH
9/1/18	Mercer	1	0	1	0-0	0-0	0	0-0	0	0-0	0
9/8/18	at Navy	0	0	0	0-0	0-0	0	0-0	0	0-0	0
9/14/18	Georgia St.				Did Not Play						
9/22/18	S Alabama	0	0	0	0-0	0-0	0	0-0	0	0-0	0
9/28/18	at Tulane	1	0	1	0-0	0-0	0	0-0	0	0-0	0
10/6/18	UConn	1	0	1	0-0	0-0	0	0-0	0	0-0	0
10/13/18	UCF	1	0	1	0-0	0-0	0	0-0	0	0-0	0
10/20/18	at Missouri	0	0	0	0-0	0-0	0	0-0	0	0-0	0
11/3/18	at ECU	1	0	1	0-0	0-0	0	0-0	0	0-0	0
11/10/18	Tulsa				Did Not Play						
11/16/18	at SMU	0	1	1	0-0	0-0	0	0-0	0	0-0	0
11/23/18	Houston	1	0	1	0-0	0-0	0	0-0	0	0-0	0
12/1/18	at UCF	1	0	1	0-0	0-0	0	0-0	0	0-0	0
12/22/18	vs Wake Forest	3	1	4	0-0	0-0	0	0-0	1	1-37	0
8/31/19	Ole Miss				Did Not Play						
9/7/19	Southern				Did Not Play						
9/14/19	at S. Alabama				Did Not Play						
9/26/19	Navy				Did Not Play						
10/5/19	at ULM				Did Not Play						
10/12/19	at Temple	3	0	3	0-0	0-0	0	0-0	0	0-0	0
10/19/19	Tulane	3	1	4	0-0	0-0	0	0-0	0	0-0	0
10/26/19	at Tulsa	1	0	1	0-0	0-0	0	0-0	0	0-0	0
11/2/19	SMU	4	0	4	0-0	0-0	0	0-0	0	0-0	0
11/16/19	at Houston	4	1	5	0-0	0-0	0	0-0	0	0-0	0
11/23/19	at USF	1	1	2	0-0	0-0	0	0-0	0	0-0	0

KICK RETURN GAME-BY-GAME

DATE	OPPONENT	NO	YDS	AVG	TD	LG
8/31/19	Ole Miss			Did Not Play		
9/7/19	Southern			Did Not Play		
9/14/19	at S. Alabama			Did Not Play		
9/26/19	Navy			Did Not Play		
10/5/19	at ULM			Did Not Play		
10/12/19	at Temple	0	0	0.0	0	0
10/19/19	Tulane	3	107	35.7	0	49
10/26/19	at Tulsa	4	87	21.8	0	37

11/2/19	SMU	1	18	18.0	0	37
11/16/19	at Houston	0	0	0.0	0	0
11/23/19	at USF	0	0	0.0	0	0



#13 JALIL CLEMONS | DEFENSIVE LINE

FRESHMAN | HS | 6-3 | 240

STARKVILLE, MISS.

STARKVILLE HS

MAJOR: BUSINESS ECONOMICS

CAREER

Made collegiate debut at South Alabama ... Has four years of eligibility.

CAREER HIGHS

Tackles 4, at South Alabama, Sept. 14, 2019
Tackles for Loss 2, vs SMU, Nov. 2, 2019
Sacks 2, vs SMU, Nov. 2, 2019

TACKLES

YEAR	GP/GS	UA	A	TOTAL	TFL	TFLY	PD	FF	FR	BLK
2019	10/10	6	7	13	4.5	15	0	0	0	0
Total	10/10	6	7	13	4.5	15	0	0	0	0

SACKS

YEAR	GP/GS	UA	A	TOTAL	YARDS
2019	10/0	2	0	2	11
Total	10/0	2	0	2.0	11

DEFENSE GAME-BY-GAME

DATE	OPPONENT	UT	AT	TT	TFL	SK	FF	FR	PD	INT	QBH
8/31/19	Ole Miss	0	0	0	0-0	0-0	0	0-0	0	0-0	0
9/1/19	Southern				Did Not Play						
9/14/19	at S. Alabama	2	2	4	1-1	0-0	0	0-0	0	0-0	0
9/26/19	Navy	1	0	1	1-2	0-0	0	0-0	0	0-0	0
10/5/19	at ULM	0	1	1	0-0	0-0	0	0-0	0	0-0	0
10/12/19	at Temple	0	0	0	0-0	0-0	0	0-0	0	0-0	0
10/19/19	Tulane	0	0	0	0-0	0-0	0	0-0	0	0-0	1
10/26/19	at Tulsa	0	3	3	0-0	0-0	0	0-0	0	0-0	1
11/2/19	SMU	2	0	2	2-11	2-11	0	0-0	0	0-0	0
11/16/19	at Houston	0	0	0	0-0	0-0	0	0-0	0	0-0	1
11/23/19	at USF	1	1	2	0.5-1	0-0	0	0-0	0	0-0	0



#47 COLTON COCHRAN | DEFENSIVE BACK

R-JUNIOR | 2L | 6-0 | 202

MEMPHIS, TENN.

ST. BENEDICT AT AUBURNDALE

MAJOR: SPORT AND LEISURE MANAGEMENT

CAREER

Has played in 22 games, primarily on special teams ... Has five tackles (2 solo) ... Blocked a punt against Southern ... Has two years of eligibility remaining.

HONORS (ACADEMIC/ATHLETIC)

Dean's List for the 2018 fall semester ... Tiger 3.0 Club for the 2018 fall and 2019 spring semesters ... 2018-19 American Athletic Conference All-Academic Team.

CAREER HIGHS

Tackles 1, 5x, last at Temple, Oct. 12, 2019
Interceptions 1, vs UConn, Oct. 6, 2018
Blocked Punts 1, vs Southern, Sept. 7, 2019

TACKLES

YEAR	GP/GS	UA	A	TOTAL	TFL	TFLY	PD	FF	FR	BLK
2017	6/0	1	1	2	0.0	0	0	0	0	0
2018	8/0	1	1	2	0.0	0	1	0	0	0
2019	10/0	0	1	1	0.0	0	0	0	0	1
Total	24/0	2	3	5	0.0	0	1	0	0	1

DATE	OPPONENT	UT	AT	TT	TFL	SK	FF	FR	PD	INT	QBH
10/6/17	at UConn	0	1	1	0-0	0-0	0	0-0	0	0-0	0
10/14/17	Navy	0	0	0	0-0	0-0	0	0-0	0	0-0	0
11/3/17	at Tulsa	0	0	0	0-0	0-0	0	0-0	0	0-0	0
11/18/17	SMU	1	0	1	0-0	0-0	0	0-0	0	0-0	0
11/25/17	ECU	0	0	0	0-0	0-0	0	0-0	0	0-0	0
12/31/17	vs Iowa St.	0	0	0	0-0	0-0	0	0-0	0	0-0	0
9/1/18	Mercer	0	1	1	0-0	0-0	0	0-0	0	0-0	0
9/8/18	at Navy	0	0	0	0-0	0-0	0	0-0	0	0-0	0
9/14/18	Georgia St.	1	0	1	0-0	0-0	0	0-0	0	0-0	0
9/22/18	S Alabama						Did Not Play - Inj.				
9/28/18	at Tulane						Did Not Play - Inj.				
10/6/18	UConn	0	0	0	0	0	0	0-0	0	1-0	0
10/13/18	UCF						Did Not Play				
10/20/18	at Missouri	0	0	0	0-0	0-0	0	0-0	0	0-0	0
11/3/18	at ECU	0	0	0	0-0	0-0	0	0-0	0	0-0	0
11/10/18	Tulsa	0	0	0	0-0	0-0	0	0-0	0	0-0	0
11/16/18	at SMU	0	0	0	0-0	0-0	0	0-0	0	0-0	0
11/23/18	Houston						Did Not Play				
12/1/18	at UCF						Did Not Play				
12/22/18	vs Wake Forest						Did Not Play				
8/31/19	Ole Miss						Did Not Play				
9/7/19	Southern	0	0	0	0-0	0-0	0	0-0	0	0-0	0
9/14/19	at S. Alabama	0	0	0	0-0	0-0	0	0-0	0	0-0	0
9/26/19	Navy	0	0	0	0-0	0-0	0	0-0	0	0-0	0
10/5/19	at ULM	0	0	0	0-0	0-0	0	0-0	0	0-0	0
10/12/19	at Temple	0	1	1	0-0	0-0	0	0-0	0	0-0	0
10/19/19	Tulane	0	0	0	0-0	0-0	0	0-0	0	0-0	0
10/26/19	at Tulsa	0	0	0	0-0	0-0	0	0-0	0	0-0	0
11/2/19	SMU	0	0	0	0-0	0-0	0	0-0	0	0-0	0
11/16/19	at Houston	0	0	0	0-0	0-0	0	0-0	0	0-0	0
11/23/19	at USF	0	0	0	0-0	0-0	0	0-0	0	0-0	0



MAJOR: INTERDISCIPLINARY STUDIES

- Is just the third receiver in Memphis history to post a 1,000 yard receiving season (Isaac Bruce, Anthony Miller)
- Has a catch in 19 straight games heading in to 2019
- His 1,000 yard receiving season marks the third straight season Memphis has had a 1,000 yard receiver (Miller, 2016, 2017), first time in program history that has happened
- Biletnikoff Award Watch List (2019)
- Touchdown Club of Columbus' Players to Watch (2019)
- All-AAC Second Team (2018)
- Isaac Bruce Offensive Player of the Year (2018)

Has played in 38 games with 25 starts ... Has 146 catches for 2,331 yards and 18 TD ... Has a reception in 35 of his 38 games, including 30 straight games ... Has 29 multi-reception games ... Has a career-long reception of 75 yards ... Enters the 2019 campaign with two years of eligibility remaining after redshirting the 2016 campaign.

Tiger 3.0 Club for the 2018 fall semester ... 2016 Glenn Jones Offensive Scout Team Player of the Year.

Receptions.....	10, at ECU, Nov. 3, 2018
Receiving Yards.....	176, at ECU, Nov. 3, 2018
Long Reception.....	75, at ECU, Nov. 3, 2018
Receiving Touchdowns	2, 3x, last at Houston, Nov. 16, 2019

YEAR	GP/GS	REC	YARDS	TD	LONG	REC/G	AVG/C	AVG/G
2017	13/0	21	323	3	61	1.6	15.4	24.8
2018	14/14	72	1174	7	75	5.1	16.3	83.9
2019	11/11	53	834	8	59	4.8	15.7	75.8
TOTAL	38/25	146	2331	18	75	3.8	16.0	61.3

DATE	OPPONENT	NO	YDS	AVG	TD	LG
8/31/17	ULM	0	0	0.0	0	0
9/16/17	UCLA	0	0	0.0	0	0
9/23/17	SIU	2	24	12.0	0	14
9/30/17	at UCF	4	51	12.8	1	25
10/6/17	at UConn	1	8	8.0	0	8
10/14/17	Navy	1	10	10.0	0	10
10/19/17	at Houston	1	20	20.0	0	20
10/27/17	Tulane	0	0	0.0	0	0
11/3/17	at Tulsa	2	21	10.5	1	12
11/18/17	SMU	5	62	12.4	0	17
11/25/17	ECU	2	78	39.0	1	61
12/2/17	at UCF	1	18	18.0	0	18
12/30/17	vs Iowa State	2	31	15.5	0	16
9/1/18*	Mercer	4	79	19.8	1	45
9/8/18*	at Navy	5	38	7.6	0	15
9/14/18*	Georgia State	6	123	20.5	2	48
9/22/18*	South Alabama	8	113	14.1	1	39
9/28/18*	at Tulane	5	67	13.4	0	21
10/6/18*	UConn	2	46	23.0	0	25
10/13/18*	UCF	4	86	21.5	0	39
10/20/18*	at Missouri	8	111	13.9	1	20
11/3/18*	at ECU	10	176	17.6	2	75
11/10/18*	Tulsa	6	110	18.3	0	33
11/16/18*	at SMU	2	90	45.0	0	62
11/23/18*	Houston	3	23	7.7	0	16
12/1/18*	at UCF	3	42	14.0	0	15
12/22/18*	vs Wake Forest	6	70	11.7	0	36
8/31/19*	Ole Miss	6	44	7.3	0	23
9/7/19*	Southern	6	112	18.7	0	52
9/14/19*	at S. Alabama	3	81	27.0	0	41
9/26/19*	Navy	3	41	13.7	1	31
10/5/19*	at ULM	3	23	7.7	1	10
10/12/19*	at Temple	8	92	11.5	1	24
10/19/19*	Tulane	3	24	8.0	0	12
10/26/19*	at Tulsa	5	112	22.4	0	59
11/2/19*	SMU	7	143	20.4	2	49
11/16/19*	at Houston	4	93	23.3	2	29
11/23/19*	at USF	5	69	13.8	1	23



MAJOR: HEALTH STUDIES

Has moved to linebacker after a prolific prep career as a running back and defensive back ... Member of the team for two seasons ... Saw first season of on-field action in 2018 after redshirting in 2017 ... Has seen action in 17 games ... Has 53 total tackles (35 solo) and one interception ... Has three years of eligibility remaining.


2017-18 American Athletic Conference All-Academic Team ... Dean's List for 2018 spring semester ... Tiger 3.0 Club for the 2017 fall, 2018 spring and 2019 spring semesters.

Tackles 9, at Houston, Nov. 16, 2019
 Pass Deflections 1, 2x, last vs Tulane, Oct. 19, 2019
 Tackles for Loss 1, 2x, last at Houston, Nov. 16, 2019
 Interceptions 1, at South Alabama, Sept. 14, 2019

YEAR	GP/GS	UA	A	TOTAL	TFL	TFLY	PD	FF	FR	BLK
2018	7/0	4	1	5	0.0	0	0	0	0	0
2019	10/3	31	17	48	2.5	9	3	0	0	0
Total	17/3	35	18	53	2.5	9	3	0	0	0

[illegible]

9/14/18	Georgia St.	0	0	0	0-0	0-0	0	0-0	0	0-0	0
9/22/18	S Alabama				Did Not Play						
9/28/18	at Tulane	0	0	0	0-0	0-0	0	0-0	0	0-0	0
10/6/18	UConn	0	0	0	0-0	0-0	0	0-0	0	0-0	0
10/13/18	UCF				Did Not Play						
10/20/18	at Missouri	0	0	0	0-0	0-0	0	0-0	0	0-0	0
11/3/18	at ECU				Did Not Play						
11/10/18	Tulsa	1	1	2	0-0	0-0	0	0-0	0	0-0	0
11/16/18	at SMU	0	0	0	0-0	0-0	0	0-0	0	0-0	0
11/23/18	Houston				Did Not Play						
12/1/18	at UCF				Did Not Play						
12/22/18	vs Wake Forest				Did Not Play						
8/31/19	Ole Miss	4	0	4	0-0	0-0	0	0-0	1	0-0	0
9/7/19	Southern	2	1	3	0.5-1	0-0	0	0-0	0	0-0	0
9/14/19	at S. Alabama	1	1	2	0-0	0-0	0	0-0	0	1-0	0
9/26/19	Navy	2	1	3	1-6	0-0	0	0-0	0	0-0	0
10/5/19	at ULM	2	2	4	0-0	0-0	0	0-0	0	0-0	1
10/12/19	at Temple				Did Not Play						
10/19/19	Tulane	7	1	8	0-0	0-0	0	0-0	1	0-0	0
10/26/19*	at Tulsa	2	6	8	0-0	0-0	0	0-0	0	0-0	0
11/2/19*	SMU	4	0	4	0-0	0-0	0	0-0	0	0-0	1
11/16/19*	at Houston	6	3	9	1-3	0-0	0	0-0	0	0-0	0
11/23/19*	at USF	1	2	3	0-0	0-0	0	0-0	0	0-0	0



#5 EVERITT CUNNINGHAM | DEFENSIVE END

JUNIOR | TR | 6-3 | 241

WEST POINT, MISS.

WEST POINT HS | EAST MISSISSIPPI CC

MAJOR: PROFESSIONAL STUDIES

CAREER

Transfer from East Mississippi CC ... Made Memphis debut against Southern on special teams ... Made first career start at ULM.

CAREER HIGHS

Tackles 5, at Temple, Oct. 12, 2019
Sacks 1, 3x last at USF, Nov. 23, 2019
Tackles for Loss 1, 3x last at USF, Nov. 23, 2019
Pass Breakup 1, at ULM, Oct. 5, 2019

TACKLES

YEAR	GP/GS	UA	A	TOTAL	TFL	TFLY	PD	FF	FR	BLK
2019	10/0	13	6	19	3.0	27	1	0	0	0
Total	10/0	13	6	19	3.0	27	1	0	0	0

SACKS

YEAR	GP/GS	UA	A	TOTAL	YARDS
2019	10/0	3	0	3	27
Total	10/0	3	0	3	27

DEFENSE GAME-BY-GAME

DATE	OPPONENT	UT	AT	TT	TFL	SK	FF	FR	PD	INT	QBH
8/31/19	Ole Miss				Did not play						
9/7/19	Southern	0	0	0	0-0	0-0	0	0-0	0	0-0	0
9/14/19	at S. Alabama	2	0	2	1-6	1-6	0	0-0	0	0-0	1
9/26/19	Navy	0	0	0	0-0	0-0	0	0-0	0	0-0	0
10/5/19*	at ULM	3	1	4	0-0	0-0	0	0-0	1	0-0	0
10/12/19	at Temple	5	0	5	0-0	0-0	0	0-0	0	0-0	0
10/19/19	Tulane	1	1	2	1-13	1-13	0	0-0	0	0-0	0
10/26/19	at Tulsa	0	3	3	0-0	0-0	0	0-0	0	0-0	0
11/2/19	SMU	0	0	0	0-0	0-0	0	0-0	0	0-0	0
11/16/19	at Houston	0	1	1	0-0	0-0	0	0-0	0	0-0	1
11/23/19	at USF	2	0	2	1-8	1-8	0	0-0	0	0-0	0



#75 MATT DALE | OFFENSIVE LINE

JUNIOR | TR | 6-6 | 335

RAYMOND, MISS.

KEMPER COUNTY HS | HINDS CC

MAJOR: PHYSICAL EDUCATION FOR TEACHER EDUCATION

CAREER

Transfer from Hinds Community College ... Made Memphis debut at South Alabama ... Has two years of eligibility.

CAREER HIGHS

Offensive Plays 14, at South Alabama, Sept. 14, 2019

OFFENSIVE LINE

YEAR	GAMES/STARTS	PLAYS/TOTAL TEAM PLAYS
2019	2/0	21/465
Total	2/0	21/465

OFFENSIVE LINE GAME-BY-GAME

DATE	OPPONENT	POSITION - PLAYS
8/31/19	Ole Miss	Did Not Play
9/7/19	Southern	Did Not Play
9/14/19	at S. Alabama	Right Tackle - 14/67
9/26/19	Navy	Did Not Play
10/12/19	at Temple	Did Not Play
10/19/19	Tulane	Right Tackle - 7/66
10/26/19	at Tulsa	Did Not Play
11/2/19	SMU	Did Not Play
11/16/19	at Houston	Did Not Play
11/23/19	at USF	Did Not Play



#88 TYCE DANIEL | TIGHT END

R-SOPHOMORE | 1L | 6-4 | 233

PADUCAH, KY.

MCCRACKEN COUNTY HS

MAJOR: SPORT AND LEISURE MANAGEMENT

CAREER

Member of the team for two seasons ... Saw first season of on-field action in 2018 after redshirting in 2017 ... Has played in 15 games ... Has one reception for a TD ... Also has one solo tackle ... Has three years of eligibility remaining.

HONORS (ACADEMIC/ATHLETIC)

Tiger 3.0 Club for 2017 fall and 2018 fall semesters ... 2018-19 American Athletic Conference All-Academic Team.

CAREER HIGHS

Receptions 1, at Temple, Oct. 12, 2019
Receiving Yards 3, at Temple, Oct. 12, 2019
Long Reception 3, at Temple, Oct. 12, 2019
Receiving Touchdowns 1, at Temple, Oct. 12, 2019
Tackles 1, vs Mercer, Sept. 1, 2018

RECEIVING

YEARS	GP/GS	REC	YARDS	TD	LONG	REC/G	AVG/C	AVG/G
2018	8/0	0	0	0	0	0.0	0.0	0.0
2019	9/0	1	3	1	3	0.1	3.0	0.3
TOTAL	17/0	1	3	1	3	0.1	3.0	0.2

RECEIVING GAME-BY-GAME

DATE	OPPONENT	NO	YDS	AVG	TD	LG
9/1/18	Mercer	0	0	0.0	0	0
9/8/18	at Navy			Did Not Play		
9/14/18	Georgia State	0	0	0.0	0	0
9/22/18	South Alabama	0	0	0.0	0	0
9/28/18	at Tulane			Did Not Play		
10/6/18	UConn	0	0	0.0	0	0
10/13/18	UCF			Did Not Play		
10/20/18	at Missouri	0	0	0.0	0	0
11/3/18	at ECU	0	0	0.0	0	0

11/10/18	Tulsa	0	0	0.0	0	0
11/16/18	at SMU			Did Not Play		
11/23/18	Houston	0	0	0.0	0	0
12/1/18	at UCF			Did Not Play		
12/22/18	vs Wake Forest			Did Not Play		
8/31/19	Ole Miss	0	0	0.0	0	0
9/7/19	Southern	0	0	0.0	0	0
9/14/19	at S. Alabama	0	0	0.0	0	0
9/26/19	Navy			Did Not Play		
10/5/19	at ULM	0	0	0.0	0	0
10/12/19	at Temple	1	3	3.0	1	3
10/19/19	Tulane	0	0	0.0	0	0
10/26/19	at Tulsa			Did Not Play		
11/2/19	SMU	0	0	0.0	0	0
11/16/19	at Houston	0	0	0.0	0	0
11/23/19	at USF	0	0	0.0	0	0



#72 MICHAEL DENSON | OFFENSIVE LINE

SOPHOMORE | TR | 6-5 | 275

ROCKWALL, TEXAS

ROCKWALL-HEATH HS/TYLER JC

MAJOR:

CAREER

Transfer from Tyler Junior College ... Made Memphis debut at USF ... Has three years of eligibility.

CAREER HIGHS

Offensive Plays..... 20, at USF, Nov. 23, 2019

OFFENSIVE LINE

YEAR	GAMES/STARTS	PLAYS/TOTAL TEAM PLAYS
2019	1/0	14/757
TOTAL	1/0	14/757

OFFENSIVE LINE GAME-BY-GAME

DATE	OPPONENT	POSITION - PLAYS
8/31/19	Ole Miss	Did Not Play
9/7/19	Southern	Did Not Play
9/14/19	at S. Alabama	Did Not Play
9/26/19	Navy	Did Not Play
10/5/19	at ULM	Did Not Play
10/12/19	at Temple	Did Not Play
10/19/19	Tulane	Did Not Play
10/26/19	at Tulsa	Did Not Play
11/2/19	SMU	Did Not Play
11/16/19	at Houston	Did Not Play
11/23/19	at USF	Right Tackle - 20/89



#79 SCOTTIE DILL | OFFENSIVE LINE

R-SENIOR | 3L | 6-7 | 297

EADS, TENN.

BRIARCREST CHRISTIAN HS

MAJOR: MANAGEMENT

CAREER

Has played in 49 games ... Versatile performer who has seen action on the offensive line at right tackle (#79) and tight end (#49) on special teams/heavy package.

CAREER HIGHS

Offensive Plays..... 82 vs Ole Miss, Aug. 31, 2019

OFFENSIVE LINE

YEAR	GAMES/STARTS	PLAYS/TOTAL TEAM PLAYS
2016	13/0	44/964
2017	13/0	29/941
2018	14/0	167/1028
2019	11/11	708/757

Total 51/11 948/3697

OFFENSIVE LINE GAME-BY-GAME

DATE	OPPONENT	POSITION - PLAYS
9/3/16	SEMO	Special Teams
9/17/16	Kansas	Special Teams & Left Tackle - 14/72
9/24/16	Bowling Green	Special Teams - 26/77
10/1/16	at Ole Miss	Special Teams
10/6/16	Temple	Special Teams
10/14/16	at Tulane	Special Teams
10/22/16	at Navy	Special Teams
10/29/16	Tulsa	Special Teams
11/5/16	at SMU	Special Teams & Right Tackle - 4/72
11/12/16	USF	Special Teams
11/18/16	at Cincinnati	Special Teams
11/25/16	Houston	Special Teams
12/20/16	vs WKU	Special Teams
8/31/17	UL Monroe	Special Teams
9/16/17	UCLA	Special Teams
9/23/17	Southern Illinois	Special Teams
9/30/17	at UCF	Special Teams
10/6/17	at UConn	Left Tackle - 14/100
10/14/17	Navy	Special Teams
10/19/17	at Houston	Special Teams
10/27/17	Tulane	Special Teams
11/3/17	at Tulsa	Left Tackle - 5/77
11/18/17	SMU	Special Teams & Left Tackle - 5/74
11/25/17	ECU	Left Tackle - 10/49
12/2/17	at UCF	Special Teams
12/30/17	vs Iowa State	Special Teams
9/1/18	Mercer	Right Tackle - 34/84 & Special Teams
9/8/18	at Navy	Special Teams
9/14/18	Georgia State	Right Tackle 8/63 & Special Teams
9/22/18	South Alabama	Heavy Package 2/76 & Special Teams
9/28/18	at Tulane	Special Teams
10/6/18	UConn	Right Tackle - 9/59 & Special Teams
10/13/18	UCF	Special Teams
10/20/18	at Missouri	Right Tackle - 3/81 & Special Teams
11/3/18	at ECU	Right Tackle - 8/82 & Special Teams
11/10/18	Tulsa	Right Tackle - 61/78 & Special Teams
11/16/18	at SMU	Special Teams
11/23/18	Houston	Right Tackle - 1/92 & Special Teams
12/1/18	at UCF	Right Tackle - 41/75 & Special Teams
12/22/18	vs Wake Forest	Special Teams
8/31/19*	Ole Miss	Right Tackle - 82/82
9/7/19*	Southern	Right Tackle - 55/70
9/14/19*	at S. Alabama	Right Tackle - 53/67
9/26/19*	Navy	Right Tackle - 43/43
10/5/19*	at ULM	Right Tackle - 60/60
10/12/19*	at Temple	Right Tackle - 77/77
10/19/19*	Tulane	Right Tackle - 59/66
10/26/19*	at Tulsa	Right Tackle - 59/59
11/2/19*	SMU	Right Tackle - 76/76
11/16/19*	at Houston	Right Tackle - 75/75
11/23/19*	at USF	Right Tackle - 69/89



#94 JOSEPH DORCEUS | DEFENSIVE LINE

R-JUNIOR | 2L | 6-0 | 260

SPRING, TEXAS

SPRING HS

MAJOR: BUSINESS ECONOMICS

- Also saw snaps on the offensive side of the ball in a jumbo package
- Walk-on put on scholarship following the 2017 season

CAREER

Awarded a scholarship in the spring of 2018 ... Originally joined the program as a walk-on ... Has played in 32 games on the defensive line ... Also has seen game action in the offensive backfield as part of a jumbo package ... Has 88 total tackles (56 solo), 19.0 TFL (84 yards) and eight sacks (35 yards) ... Also has 10 QB hurries, three PBU, one forced fumble and a fumble recovery ... Has 15 multi-tackle games ... On offense, has two receptions for eight yards.

HONORS (ACADEMIC/ATHLETIC)

Tiger 3.0 Club for 2019 spring semester ... 2016-17 American Athletic Conference All-Academic Team ... 2016 Glenn Jones Defensive Scout Team Player of the Year.

CAREER HIGHS

Tackles	8, at Tulsa, Oct. 26, 29019
Sacks	2, vs UCF, Oct. 13, 2018
Tackles for Loss	4, at ULM, Oct. 5, 2019
Quarterback Hurries	4, at ECU, Nov. 3, 2018
Pass Breakup	1, 3x, last at SMU, Nov. 16, 2018
Forced Fumbles	1, vs UCF, Oct. 13, 2018
Receptions	1, 2x, last vs Navy, Sept. 26, 2019

TACKLES

YEAR	GP/GS	UA	A	TOTAL	TFL	TFLY	PD	FF	FR	BLK
2017	11/0	11	5	16	5.0	12	1	0	0	0
2018	14/1	30	20	50	7.0	36	2	1	0	0
2019	11/11	24	14	38	10.5	45	0	0	1	0
Total	36/12	65	39	104	22.5	93	3	1	1	0

SACKS

YEAR	GP/GS	UA	A	TOTAL	YARDS
2017	11/0	1	0	1	6
2018	14/1	5	2	6	35
2019	11/11	2	2	3	20
Total	36/12	8	4	10.0	61

DEFENSE GAME-BY-GAME

DATE	OPPONENT	UT	AT	TT	TFL	SK	FF	FR	PD	INT	QBH
9/23/17	SIU	0	0	0	0-0	0-0	0	0-0	0	0-0	0
9/30/17	at UCF	0	0	0	0-0	0-0	0	0-0	0	0-0	0
10/6/17	at UConn	3	0	3	1-6	1-6	0	0-0	0	0-0	0
10/14/17	Navy	0	0	0	0-0	0-0	0	0-0	0	0-0	0
10/19/17	at Houston	3	2	5	.5-0	0-0	0	0-0	0	0-0	0
10/27/17	Tulane	1	0	1	0-0	0-0	0	0-0	0	0-0	0
11/3/17	at Tulsa	2	2	4	1.5-2	0-0	0	0-0	0	0-0	0
11/18/17	SMU	0	0	0	0-0	0-0	0	0-0	0	0-0	0
11/25/17	ECU	2	1	3	2-4	0-0	0	0-0	1	0-0	1
12/2/17	at UCF	0	0	0	0-0	0-0	0	0-0	0	0-0	0
12/30/17	vs Iowa State	0	0	0	0-0	0-0	0	0-0	0	0-0	0
9/1/18	Mercer	0	0	0	0-0	0-0	0	0-0	0	0-0	0
9/8/18	at Navy	3	3	6	1-3	1-3	0	0-0	0	0-0	0
9/14/18	Georgia State	3	1	4	0-0	0-0	0	0-0	0	0-0	1
9/22/18	S Alabama	4	0	4	1-6	1-6	0	0-0	0	0-0	1
9/28/18	at Tulane	3	3	6	1-6	1-6	0	0-0	0	0-0	0
10/6/18	UConn	1	1	2	0-0	0-0	0	0-0	0	0-0	1
10/13/18	UCF	4	1	5	2-13	2-13	1	0-0	1	0-0	0
10/20/18	at Missouri	1	0	1	0-0	0-0	0	0-0	0	0-0	0
11/3/18	at ECU	0	1	1	0-0	0-0	0	0-0	0	0-0	4
11/10/18	Tulsa	2	3	5	0-0	0-0	0	0-0	0	0-0	0
11/16/18	at SMU	1	4	5	1.5-7	1-7	0	0-0	1	0-0	0
11/23/18	Houston	0	1	1	0.5-1	0-0	0	0-0	0	0-0	0
12/1/18	at UCF	3	1	4	0-0	0-0	0	0-0	0	0-0	0
12/22/18*	vs Wake Forest	5	1	6	0-0	0-0	0	0-0	0	0-0	0
8/31/19*	Ole Miss	2	1	3	2-5	1-3	0	0-0	0	0-0	1
9/7/19*	Southern	3	0	3	0-0	0-0	0	0-0	0	0-0	0
9/14/19*	at S. Alabama	4	1	5	1-12	0-0	0	0-0	0	0-0	0
9/26/19*	Navy	1	1	2	0-0	0-0	0	0-0	0	0-0	0
10/5/19*	at ULM	4	3	7	4-19	1.5-15	0	0-0	0	0-0	0
10/12/19*	at Temple	0	1	1	0-0	0-0	0	1-0	0	0-0	1
10/19/19*	Tulane	1	0	1	0-0	0-0	0	0-0	0	0-0	1
10/26/19*	at Tulsa	1	7	8	1.5-4	0.5-2	0	0-0	0	0-0	1
11/2/19*	SMU	1	0	1	0-0	0-0	0	0-0	0	0-0	1
11/16/19*	at Houston	3	0	3	0-0	0-0	0	0-0	0	0-0	0
11/23/19*	at USF	4	0	4	2-5	0-0	0	0-0	0	0-0	0



#97 WARDALIS DUCKSWORTH | DEFENSIVE LINE
JUNIOR | TR | 6-4 | 248
MIZE, MISS.
MIZE HS/JONES COUNTY JC
MAJOR: PROFESSIONAL STUDIES

CAREER

Transfer from Jones County JC ... Made Memphis debut against Navy ... Has two years of eligibility.

HONORS (ACADEMIC/ATHLETIC)

Tiger 3.0 Club for the 2017 fall and 2018 fall semesters.

CAREER HIGHS

Tackles	3, vs Navy, Sept. 26, 2019
Tackles for Loss	1, vs Navy, Sept. 26, 2019

TACKLES

YEAR	GP/GS	UA	A	TOTAL	TFL	TFLY	PD	FF	FR	BLK
2019	2/0	2	1	3	1	3	0	0	0	0
Total	2/0	2	1	3	1	3	0	0	0	0

SACKS

YEAR	GP/GS	UA	A	TOTAL	YARDS
2019	2/0	1	0	1	3
Total	2/0	1	0	1	3

DEFENSE GAME-BY-GAME

DATE	OPPONENT	UT	AT	TT	TFL	SK	FF	FR	PD	INT	QBH
8/31/19	Ole Miss										
9/7/19	Southern										
9/14/19	at S. Alabama										
9/26/19*	Navy	2	1	3	1-3	1-3	0	0-0	0	0-0	0
10/5/19	at ULM										
10/12/19	at Temple										
10/19/19	Tulane										
10/26/19	at Tulsa										
11/2/19	SMU										
11/16/19	at Houston										
11/23/19	at USF	0	0	0	0-0	0-0	0	0-0	0	0-0	0



#5 SEAN DYKES | TIGHT END
SENIOR | 3L | 6-2 | 221
HOUSTON, TEXAS
MANVEL HS
MAJOR: MARKETING

CAREER

Will miss the remainder of the 2019 season due to injury ... Has seen action in 40 games, making 20 starts ... Has 33 catches for 588 yards and five TD ... Has a career-long reception of 63 yards ... Has seven multi-reception games.

HONORS (ACADEMIC/ATHLETIC)

Tiger 3.0 Club for 2018 spring semester.

CAREER HIGHS

Pass Receptions	3, 4x, last at UCF, Dec. 1, 2018
Receiving Yards	161, at UCF, Dec. 2, 2017
Long Reception	63, at UCF, Dec. 2, 2017
Receiving Touchdowns	1, 5x, last at UCF, Dec. 1, 2018

RECEIVING

YEARS	GP/GS	REC	YARDS	TD	LONG	REC/G	AVG/C	AVG/G
2016	10/1	3	37	0	30	0.3	12.3	3.7
2017	13/8	15	346	3	63	1.2	23.1	26.6
2018	13/8	13	196	2	34	1.0	15.1	15.1
2019	4/3	2	9	0	5	0.5	4.5	2.3
TOTAL	40/20	33	588	5	63	0.8	17.8	14.7

RECEIVING GAME-BY-GAME

DATE	OPPONENT	NO	YDS	AVG	TD	LG
9/3/16	SEMO					
9/17/16	Kansas	0	0	0.0	0	0
9/24/16	Bowling Green	0	0	0.0	0	0
10/1/16	at Ole Miss	0	0	0.0	0	0
10/6/16	Temple	0	0	0.0	0	0
10/14/16	at Tulane	0	0	0.0	0	0
10/22/16*	at Navy	1	30	30.0	0	30
10/29/16	Tulsa	0	0	0.0	0	0
11/5/16	at SMU	1	1	1.0	0	1
11/12/16	USF	0	0	0.0	0	0
11/18/16	at Cincinnati	1	6	6.0	0	6
11/25/16	Houston					
12/20/16	vs WKU					
8/31/17	ULM	0	0	0.0	0	0
9/16/17*	UCLA	1	7	0	0	7
9/23/17	SIU	1	3	0.0	0	3
9/30/17*	at UCF	1	9	9.0	0	9

10/6/17*	at UConn	1	30	30.0	1	30
10/14/17*	Navy	3	37	12.3	0	17
10/19/17*	at Houston	2	41	20.5	1	21
10/27/17*	Tulane	1	38	38.0	1	38
11/3/17	at Tulsa	0	0	0.0	0	0
11/18/17*	SMU	1	6	6.0	0	6
11/25/17	ECU	0	0	0.0	0	0
12/2/17	at UCF	3	161	53.7	0	63
12/30/17*	vs Iowa State	1	14	14.0	0	14
9/1/18*	Mercer	2	20	10.0	1	15
9/8/18*	at Navy	1	14	14.0	0	14
9/14/18*	Georgia State	0	0	0.0	0	0
9/22/18	South Alabama		Did Not Play			
9/28/18	at Tulane	1	34	34.0	0	34
10/6/18*	UConn	3	62	20.7	0	28
10/13/18*	UCF	1	19	19.0	0	19
10/20/18	at Missouri	0	0	0.0	0	0
11/3/18*	at ECU	0	0	0.0	0	0
11/10/18	Tulsa	1	8	8.0	0	8
11/16/18*	at SMU	1	10	10.0	0	10
11/23/18	Houston	0	0	0.0	0	0
12/1/18	at UCF	3	29	9.7	1	19
12/22/18*	vs Wake Forest	0	0	0.0	0	0
8/31/19	Ole Miss	0	0	0.0	0	0
9/7/19*	Southern	2	9	4.5	0	5
9/14/19*	at S. Alabama	0	0	0.0	0	0
9/26/19*	Navy	0	0	0.0	0	0
10/5/19	at ULM		Did Not Play - Inj.			
10/12/19	at Temple		Did Not Play - Inj.			
10/19/19	Tulane		Did Not Play - Inj.			
10/26/19	at Tulsa		Did Not Play - Inj.			
11/2/19	SMU		Did Not Play - Inj.			
11/16/19	at Houston		Did Not Play - Inj.			
11/23/19	at USF		Did Not Play - Inj.			



#50 JARED EDWARDS | TE/OFFENSIVE LINE

R-FRESHMAN | SQ | 6-4 | 281

EVENSVILLE, TENN.

RHEA COUNTY HS

MAJOR: MANAGEMENT

CAREER

Returns for his second year after a redshirt season in 2018 ... Has four years of eligibility remaining.

CAREER HIGHS


Offensive Plays.....3 vs Tulane, Oct. 19, 2019

OFFENSIVE LINE

YEAR	GAMES/STARTS	PLAYS/TOTAL TEAM PLAYS
2019	1/0	3/465
Total	1/0	3/465

OFFENSIVE LINE GAME-BY-GAME

DATE	OPPONENT	POSITION - PLAYS
8/31/19	Ole Miss	Did Not Play
9/7/19	Southern	Did Not Play
9/14/19	at S. Alabama	Did Not Play
9/26/19	Navy	Did Not Play
10/5/19	at ULM	Did Not Play
10/12/19	at Temple	Did Not Play
10/19/19	Tulane	Left Guard - 3/66
10/26/19	at Tulsa	Did Not Play
11/2/19	SMU	Did Not Play
11/16/19	at Houston	Did Not Play
11/23/19	at USF	Did Not Play



#74 ISAAC ELLIS | OFFENSIVE LINE

R-FRESHMAN | 1L | 6-2 | 310

MONROE, LA.

CARROLL HS

MAJOR: HISTORY

CAREER

Returns for his second year after a redshirt season in 2018 ... Has seen action in 14 games on the offensive line (395 snaps) ... Has four years of eligibility remaining.

HONORS (ACADEMIC/ATHLETIC)

Tiger 3.0 Club for 2018 spring and 2019 spring semesters ... 2018-19 American Athletic Conference All-Academic Team.

CAREER HIGHS

Offensive Plays.....36, at USF, Nov. 23, 2019

OFFENSIVE LINE

YEAR	GAMES/STARTS	PLAYS/TOTAL TEAM PLAYS
2018	3/0	51/206
2019	11/0	274/757
Total	14/0	395/963

OFFENSIVE LINE GAME-BY-GAME

DATE	OPPONENT	POSITION - PLAYS
9/1/18	Mercer	Center - 34/84
9/8/18	at Navy	Did Not Play
9/14/18	Georgia State	Center - 8/63
9/22/18	South Alabama	Did Not Play
9/28/18	at Tulane	Did Not Play
10/6/18	UConn	Center - 9/59
10/13/18	UCF	Did Not Play
10/20/18	at Missouri	Did Not Play
11/3/18	at ECU	Did Not Play
11/10/18	Tulsa	Did Not Play
11/16/18	at SMU	Did Not Play
11/23/18	Houston	Did Not Play
12/1/18	at UCF	Did Not Play
12/22/18	vs Wake Forest	Did Not Play
8/31/19	Ole Miss	Left Guard/Right Guard - 28/82
9/7/19	Southern	Left Guard/Right Guard - 35/70
9/14/19	at S. Alabama	Right Guard/Center - 32/67
9/26/19	Navy	Special Teams
10/5/19	at ULM	Left Guard - 46/60
10/12/19	at Temple	Right Guard - 7/77
10/19/19	Tulane	Center/Right Guard - 12/66
10/26/19	at Tulsa	Right Guard - 19/59
11/2/19	SMU	Left Guard/Right Guard - 41/76
11/16/19	at Houston	Left Guard/Right Guard - 18/75
11/23/19	at USF	Left Guard/Center/Righth Guard - 36/89



#77 OBINNA EZE | OFFENSIVE LINE

R-SOPHOMORE | 1L | 6-8 | 303

NASHVILLE, TENN.

DAVIDSON ACADEMY

MAJOR: FINANCE

CAREER

Member of the team for two seasons ... Saw first season of on-field action in 2018 after redshirting in 2017 ... Has played in 17 games on the offensive line ... Has 774 total snaps ... Has three years of eligibility remaining.

HONORS (ACADEMIC/ATHLETIC)

2017-18 American Athletic Conference All-Academic Team ... Tiger 3.0 Club for the 2017 fall and 2018 fall semesters.

CAREER HIGHS

Offensive Plays.....82 vs Ole Miss, Aug. 31, 2019

OFFENSIVE LINE

YEAR	GAMES/STARTS	PLAYS/TOTAL TEAM PLAYS
2018	6/0	67/441
2019	11/11	707/757
Total	17/11	774/1198

OFFENSIVE LINE GAME-BY-GAME

DATE	OPPONENT	POSITION - PLAYS
9/1/18	Mercer	Left Tackle - 34/84
9/8/18	at Navy	Did Not Play
9/14/18	Georgia State	Left Tackle - 8/63
9/22/18	South Alabama	Tackle - 3/76
9/28/18	at Tulane	Did Not Play
10/6/18	UConn	Left Tackle - 9/59
10/13/18	UCF	Did Not Play
10/20/18	at Missouri	Left Tackle - 3/81
11/3/18	at ECU	Did Not Play
11/10/18	Tulsa	Left Tackle - 10/78
11/16/18	at SMU	Did Not Play
11/23/18	Houston	Did Not Play
12/1/18	at UCF	Did Not Play
12/22/18	vs Wake Forest	Did Not Play
8/31/19*	Ole Miss	Left Tackle - 82/82
9/7/19*	Southern	Left Tackle - 46/70
9/14/19*	at S. Alabama	Left Tackle - 53/67
9/26/19*	Navy	Left Tackle - 43/43
10/5/19*	at ULM	Left Tackle - 60/60
10/12/19*	at Temple	Left Tackle - 77/77
10/19/19*	Tulane	Left Tackle - 59/66
10/26/19*	at Tulsa	Left Tackle - 59/59
11/2/19*	SMU	Left Tackle - 76/76
11/16/19	at Houston	Left Tackle - 75/75
11/23/19	at USF	Left Tackle - 77/89

**#80 COYE' FAIRMAN | WIDE RECEIVER**

R-SOPHOMORE | SQ | 6-3 | 203

HUMBLE, TEXAS

ATASCOCITA HS

MAJOR: PUBLIC RELATIONS

CAREER

Member of the team for two seasons ... Made 2019 debut against Southern ... Did not see game action in 2018 ... Redshirted in 2017 ... Has four years of eligibility remaining.

CAREER HIGHS


Receptions 1, vs Southern, Sept. 7, 2019
 Receiving Yards 11, vs Southern, Sept. 7, 2019
 Long Reception 11, vs Southern, Sept. 7, 2019

RECEIVING

YEARS	GP/GS	REC	YARDS	TD	LONG	REC/G	AVG/C	AVG/G
2019	5/0	1	11	0	11	0.5	11.0	5.5
TOTAL	5/0	1	11	0	11	0.5	11.0	5.5

RECEIVING GAME-BY-GAME

DATE	OPPONENT	NO	YDS	AVG	TD	LG
8/31/19	Ole Miss			Did Not Play		
9/7/19	Southern	1	11	11.0	0	11
9/14/19	at S. Alabama	0	0	0.0	0	0
9/26/19	Navy			Did Not Play		
10/5/19	at ULM			Did Not Play		
10/12/19	at Temple			Did Not Play		
10/19/19	Tulane	0	0	0.0	0	0
10/26/19	at Tulsa			Did Not Play		
11/2/19	SMU			Did Not Play		
11/16/19	at Houston	0	0	0.0	0	0
11/23/19	at USF	0	0	0.0	0	0

**#71 EVAN FIELDS | OFFENSIVE LINE**

R-FRESHMAN | SQ | 6-5 | 293

SHARPSBURG, GA.

EAST COWETA HS

MAJOR: ENGINEERING TECHNOLOGY

CAREER

Returns for his second year after a redshirt season in 2018 ... Made collegiate debut at South Alabama ... Has four years of eligibility remaining.

CAREER HIGHS

Offensive Plays 20, at USF, Nov. 23, 2019

OFFENSIVE LINE

YEAR	GAMES/STARTS	PLAYS/TOTAL TEAM PLAYS
2019	7/0	54/757
Total	7/0	54/757

OFFENSIVE LINE GAME-BY-GAME

DATE	OPPONENT	POSITION - PLAYS
8/31/19	Ole Miss	Did Not Play
9/7/19	Southern	Did Not Play
9/14/19	at S. Alabama	Right Guard - 14/67
9/26/19	Navy	Special Teams
10/5/19	at ULM	Did Not Play
10/12/19	at Temple	Did Not Play
10/19/19	Tulane	Right Guard - 7/66
10/26/19	at Tulsa	Special Teams
11/2/19	SMU	Special Teams
11/16/19	at Houston	Right Guard - 13/75
11/23/19	at USF	Right Guard - 20/89

**#24 CAMERON FLEMING | DEFENSIVE BACK**

R-FRESHMAN | 1L | 5-7 | 176

CEDAR HILL, TEXAS

CEDAR HILL HS

MAJOR: SPORT LEISURE MANAGEMENT

CAREER

Returns for his second year after a redshirt season in 2018 ... Transitioned into defensive back during the 2019 fall camp ... Has seen action in five games ... Has seven carries for 25 yards ... Has a long rush of 13 yards ... Has four years of eligibility remaining.

HONORS (ACADEMIC/ATHLETIC)

2018-19 American Athletic Conference All-Academic Team.

CAREER HIGHS

Rushes 5, vs Mercer, Sept. 1, 2018
 Long Rush 13, vs Mercer, Sept. 1, 2018

TACKLES

YEAR	GP/GS	UA	A	TOTAL	TFL	TFLY	PD	FF	FR	BLK
2019	3/0	0	0	0	0.0	0	0	0	0	0
Total	3/0	0	0	0	0.0	0	0	0	0	0

DEFENSE GAME-BY-GAME


DATE	OPPONENT	UT	AT	TT	TFL	SK	FF	FR	PD	INT	QBH
8/31/19	Ole Miss	0	0	0	0-0	0-0	0	0-0	0	0-0	0
9/7/19	Southern	0	0	0	0-0	0-0	0	0-0	0	0-0	0
9/14/19	at S. Alabama	0	0	0	0-0	0-0	0	0-0	0	0-0	0
9/26/19	Navy				Did Not Play						
10/5/19	at ULM				Did Not Play						
10/12/19	at Temple				Did Not Play						
10/19/19	Tulane				Did Not Play						
10/26/19	at Tulsa				Did Not Play						
11/2/19	SMU				Did Not Play						
11/16/19	at Houston				Did Not Play						
11/23/19	at USF				Did Not Play						

RUSHING

YEAR	GP/GS	ATT	YARDS	TD	LONG	AVG/C	AVG/G
2018	2/0	7	25	0	13	3.6	12.5
2019	3/0	0	0	0	0	0.0	0.0
TOTAL	5/0	7	25	0	13	3.6	5.0

RUSHING GAME-BY-GAME

DATE	OPPONENT	NO	YDS	AVG	TD	LG
9/1/18	Mercer	5	21	4.2	0	13
9/8/18	at Navy			Did Not Play		
9/14/18	Georgia State			Did Not Play		
9/22/18	South Alabama			Did Not Play		
9/28/18	at Tulane			Did Not Play		
10/6/18	UConn	2	4	2.0	0	4
10/13/18	UCF			Did Not Play		
10/20/18	at Missouri			Did Not Play		
11/3/18	at ECU			Did Not Play		
11/10/18	Tulsa			Did Not Play		
11/16/18	at SMU			Did Not Play		
11/23/18	Houston			Did Not Play		
12/1/18	at UCF			Did Not Play		
12/22/18	vs Wake Forest			Did Not Play		



#32 JACOBI FRANCIS | DEFENSIVE BACK

R-JUNIOR | 2L | 5-10 | 186

COVINGTON, GA.

NEWTON HS

MAJOR: SPORT AND LEISURE MANAGEMENT

CAREER

Has played in 35 games ... Has 54 total tackles (38 solo), three TFL, 14 PBU, one interception, one forced fumble, one fumble recovery and one QB hurry ... Returned a fumbled PAT snap for two points at South Alabama ... Has 10 multi-tackle games ... Redshirted the 2016 season and has two years of eligibility remaining.

HONORS (ACADEMIC/ATHLETIC)

Tiger 3.0 Club for the 2017 fall and 2018 fall semesters.

CAREER HIGHS

Tackles	6, at Tulane, Sept. 28, 2018
Tackles for Loss	1, 3x, last at SMU, Nov. 16, 2018
Forced Fumbles	1, vs Mercer, Sept. 1, 2018
Fumble Recoveries	1, vs South Alabama, Sept. 22, 2018
Pass Breakups	2, 4x, last at Temple, Oct. 12, 2019
Quarterback Hurries	1, vs SMU, Nov. 18, 2017
Interceptions	1, vs UConn, Oct. 6, 2018

TACKLES

YEAR	GP/GS	UA	A	TOTAL	TFL	TFLY	PD	FF	FR	BLK
2017	12/0	5	1	6	0.0	0	4	0	0	0
2018	14/3	18	6	24	3.0	6	4	1	1	0
2019	11/11	18	9	27	0.0	0	6	0	0	0
Total	37/14	41	16	57	3.0	6	14	1	1	0


INTERCEPTIONS

YEAR	GP	NO	Yards	TD	Long	Avg/R	Avg/G
2017	12/0	0	0	0	0	0.0	0.0
2018	14/3	1	-1	0	0	-1.0	-0.1
2019	11/11	0	0	0	0	0.0	0.0
Total	37/14	1	-1	0	0	-1.0	0.0

DEFENSE GAME-BY-GAME

DATE	OPPONENT	UT	AT	TT	TFL	SK	FF	FR	PD	INT	QBH
9/16/17	UCLA	0	0	0	0-0	0-0	0	0-0	1	0-0	0
9/23/17	SIU	1	0	1	0-0	0-0	0	0-0	0	0-0	0
9/30/17	at UCF	0	0	0	0-0	0-0	0	0-0	0	0-0	0
10/6/17	at UConn	0	0	0	0-0	0-0	0	0-0	0	0-0	0
10/14/17	Navy	0	0	0	0-0	0-0	0	0-0	0	0-0	0
10/19/17	at Houston	1	1	2	0-0	0-0	0	0-0	0	0-0	0
10/27/17	Tulane	0	0	0	0-0	0-0	0	0-0	0	0-0	0
11/3/17	at Tulsa	0	0	0	0-0	0-0	0	0-0	2	0-0	0
11/18/17	SMU	0	0	0	0-0	0-0	0	0-0	1	0-0	1
11/25/17	ECU	1	0	1	0-0	0-0	0	0-0	0	0-0	0
12/2/17	at UCF	0	0	0	0-0	0-0	0	0-0	0	0-0	0

12/30/17	vs Iowa St	2	0	2	0-0	0-0	0	0-0	0	0-0	0
9/1/18	Mercer	1	0	1	0-0	0-0	1	0-0	0	0-0	0
9/8/18	at Navy	1	0	1	0-0	0-0	0	0-0	0	0-0	0
9/14/18	Georgia State	0	1	1	0-0	0-0	0	0-0	0	0-0	0
9/22/18	S Alabama	1	0	1	0-0	0-0	0	1-0	0	0-0	0
9/28/18*	at Tulane	3	3	6	0-0	0-0	0	0-0	1	0-0	0
10/6/18	UConn	2	1	3	0-0	0-0	0	0-0	0	1--1	0
10/13/18	UCF	1	0	1	1-1	0-0	0	0-0	0	0-0	0
10/20/18*	at Missouri	2	0	2	1-2	0-0	0	0-0	0	0-0	0
11/3/18*	at ECU	4	0	4	0-0	0-0	0	0-0	0	0-0	0
11/10/18	Tulsa	0	1	1	0-0	0-0	0	0-0	0	0-0	0
11/16/18	at SMU	2	0	2	1-3	0-0	0	0-0	0	0-0	0
11/23/18	Houston	0	0	0	0-0	0-0	0	0-0	2	0-0	0
12/1/18	at UCF	0	0	0	0-0	0-0	0	0-0	0	0-0	0
12/22/18	vs Wake Forest	1	0	1	0-0	0-0	0	0-0	0	0-0	0
8/31/19*	Ole Miss	0	0	0	0-0	0-0	0	0-0	2	0-0	0
9/7/19*	Southern	0	1	1	0-0	0-0	0	0-0	1	0-0	1
9/14/19*	at S. Alabama	2	0	2	0-0	0-0	0	0-0	1	0-0	0
9/26/19*	Navy	0	3	3	0-0	0-0	0	0-0	0	0-0	0
10/5/19*	at ULM	2	0	2	0-0	0-0	0	0-0	0	0-0	0
10/12/19*	at Temple	4	1	5	0-0	0-0	0	0-0	2	0-0	0
10/19/19*	Tulane	3	0	3	0-0	0-0	0	0-0	0	0-0	0
10/26/19*	at Tulsa	1	2	3	0-0	0-0	0	0-0	0	0-0	0
11/2/19*	SMU	3	2	5	0-0	0-0	0	0-0	0	0-0	0
11/16/19*	at Houston	2	0	2	0-0	0-0	0	0-0	0	0-0	0
11/23/19*	at USF	1	0	1	0-0	0-0	0	0-0	0	0-0	0



#19 KENNETH GAINWELL | RUNNING BACK

R-FRESHMAN | 1L | 5-11 | 191

YAZOO CITY, MISS.

YAZOO COUNTY HS

MAJOR: SPORT AND LEISURE MANAGEMENT

CAREER

Returns for his second year after a redshirt season in 2018 ... Has seen action in 15 games ... Has 193 carries for 1385 yards and 13 TD ... Has a long rush of 75 yards ... Also has 44 receptions for 524 yards and three TD ... Became first player in college football since 1997 to record 200 yards receiving and 100 yards rushing in the same game with 203 receiving yards and 104 rushing yards against Tulane ... Has four years of eligibility remaining.

CAREER HIGHS

Points Scored	18, 2x, last at Tulsa, Oct. 26, 2019
All-Purpose Yards	307, vs Tulane, Oct. 19, 2019
Touchdowns	3, 2x, last at Tulsa, Oct. 26, 2019
Rushes	24, at Tulsa, Oct. 26, 2019
Rush Yards	209, at ULM, Oct. 5, 2019
Long Rush	75, vs Navy, Sept. 26, 2019
Rushing TD	3, at Tulsa, Oct. 26, 2019
Receptions	9, vs Tulane, Oct. 19, 2019
Receiving Yards	203, vs Tulane, Oct. 19, 2019
Long Reception	68, vs Tulane, Oct. 19, 2019
Receiving TD	2, vs Tulane, Oct. 19, 2019

RUSHING

YEAR	GP/GS	ATT	YARDS	TD	LONG	AVG/C	AVG/G
2018	4/0	4	91	1	72	22.8	22.8
2019	11/11	189	1294	12	75	6.8	117.6
Total	15/11	193	1385	13	75	7.2	92.3

RECEIVING

YEARS	GP/GS	REC	YARDS	TD	LONG	REC/G	AVG/C	AVG/G
2018	4/0	6	52	0	14	1.5	8.7	13.0
2019	11/11	38	472	3	68	3.5	12.4	42.9
TOTAL	15/11	44	524	3	68	2.9	11.9	34.9

RUSHING GAME BY-GAME

DATE	OPPONENT	NO	YDS	AVG	TD	LG
9/1/18	Mercer	2	11	5.5	0	8
9/8/18	at Navy	0	0	0.0	0	0
9/14/18	Georgia State	2	80	40.0	1	72
9/22/18	South Alabama	0	0	0.0	0	0
9/28/18	at Tulane			Did Not Play		
10/6/18	UConn			Did Not Play		
10/13/18	UCF			Did Not Play		

10/20/18	at Missouri			Did Not Play		
11/3/18	at ECU			Did Not Play		
11/10/18	Tulsa			Did Not Play		
11/16/18	at SMU			Did Not Play		
11/23/18	Houston			Did Not Play		
12/1/18	at UCF			Did Not Play		
12/22/18	vs Wake Forest			Did Not Play		
8/31/19*	Ole Miss	16	78	4.9	0	10
9/7/19*	Southern	16	85	5.3	2	46
9/14/19*	at S. Alabama	16	145	9.1	1	71
9/26/19*	Navy	14	104	7.4	1	75
10/5/19*	at ULM	14	209	14.9	2	68
10/12/19*	at Temple	19	106	5.6	1	25
10/19/19*	Tulane	18	104	5.8	1	18
10/26/19*	at Tulsa	24	149	6.2	3	62
11/2/19*	SMU	21	88	4.2	1	14
11/16/19*	at Houston	17	99	5.8	0	27
11/23/19*	at USF	14	128	9.1	0	34

RECEIVING GAME BY-GAME

DATE	OPPONENT	NO	YDS	AVG	TD	LG
9/1/18	Mercer	3	26	8.6	0	11
9/8/18	at Navy	2	25	12.5	0	14
9/14/18	Georgia State	1	1	1.0	0	1
9/22/18	South Alabama	0	0	0.0	0	0
9/28/18	at Tulane			Did Not Play		
10/6/18	UConn			Did Not Play		
10/13/18	UCF			Did Not Play		
10/20/18	at Missouri			Did Not Play		
11/3/18	at ECU			Did Not Play		
11/10/18	Tulsa			Did Not Play		
11/16/18	at SMU			Did Not Play		
11/23/18	Houston			Did Not Play		
12/1/18	at UCF			Did Not Play		
12/22/18	vs Wake Forest			Did Not Play		
8/31/19*	Ole Miss	6	41	6.8	0	11
9/7/19*	Southern	4	38	9.5	1	21
9/14/19*	at S. Alabama	2	9	4.5	0	7
9/26/19*	Navy	2	9	4.5	0	13
10/5/19*	at ULM	3	42	14	0	27
10/12/19*	at Temple	8	98	12.3	0	22
10/19/19*	Tulane	9	203	22.6	2	68
10/26/19*	at Tulsa	0	0	0.0	0	0
11/2/19*	SMU	2	14	7.0	0	7
11/16/19*	at Houston	1	9	9.0	0	9
11/23/19*	at USF	1	9	9.0	0	9



#34 TYLER GARVEY | LINEBACKER
R-SOPHOMORE | 1L | 6-1 | 218
COLLIERVILLE, TENN.
COLLIERVILLE HS
MAJOR: BIOMEDICAL ENGINEERING

CAREER

Member of the team for two seasons ... Saw first season of on-field action in 2018 after redshirting in 2017 ... Has played in 19 games, with most of his action coming on special teams ... Has two solo tackles ... Has three years of eligibility remaining.

HONORS (ACADEMIC/ATHLETIC)

2017-18, 2018-19 American Athletic Conference All-Academic Team ... Dean's List for the 2017 fall, 2018 spring, 2018 fall and 2019 spring semesters ... Tiger 3.0 Club for the 2017 fall, 2018 spring, 2018 fall and 2019 spring semesters.

CAREER HIGHS

Tackles1, 2x, last vs Tulane, Oct. 19, 2019


TACKLES

YEAR	GP/GS	UA	A	TOTAL	TFL	TFLY	PD	FF	FR	BLK
2018	12/0	1	0	1	0.0	0	0	0	0	0
2019	9/0	2	0	2	0.0	0	0	0	0	0
Total	21/0	3	0	3	0.0	0	0	0	0	0

DEFENSE GAME-BY-GAME

DATE	OPPONENT	UT	AT	TT	TFL	SK	FF	FR	PD	INT	QBH
9/1/18	Mercer	0	0	0	0-0	0-0	0	0-0	0	0	0
9/8/18	at Navy										Did Not Play

9/14/18	Georgia State	0	0	0	0-0	0-0	0	0-0	0	0	0
9/22/18	S Alabama					Did Not Play					
9/28/18	at Tulane	0	0	0	0-0	0-0	0	0-0	0	0	0
10/6/18	UConn	0	0	0	0-0	0-0	0	0-0	0	0	0
10/13/18	UCF	0	0	0	0-0	0-0	0	0-0	0	0	0
10/20/18	at Missouri	0	0	0	0-0	0-0	0	0-0	0	0	0
11/3/18	at ECU	0	0	0	0-0	0-0	0	0-0	0	0	0
11/10/18	Tulsa	0	0	0	0-0	0-0	0	0-0	0	0	0
11/16/18	at SMU	0	0	0	0-0	0-0	0	0-0	0	0	0
11/23/18	Houston	0	0	0	0-0	0-0	0	0-0	0	0	0
12/1/18	at UCF	1	0	1	0-0	0-0	0	0-0	0	0	0
12/22/18	vs Wake Forest	0	0	0	0-0	0-0	0	0-0	0	0	0
8/31/19	Ole Miss	0	0	0	0-0	0-0	0	0-0	0	0	0
9/7/19	Southern	0	0	0	0-0	0-0	0	0-0	0	0	0
9/14/19	at S. Alabama	0	0	0	0-0	0-0	0	0-0	0	0	0
9/26/19	Navy	0	0	0	0-0	0-0	0	0-0	0	0	0
10/5/19	at ULM	0	0	0	0-0	0-0	0	0-0	0	0	0
10/12/19	at Temple	0	0	0	0-0	0-0	0	0-0	0	0	0
10/19/19	Tulane	1	0	1	0-0	0-0	0	0-0	0	0	0
10/26/19	at Tulsa					Did Not Play					
11/2/19	SMU					Did Not Play					
11/16/19	at Houston	0	0	0	0-0	0-0	0	0-0	0	0	0
11/23/19	at USF	1	0	1	0-0	0-0	0	0-0	0	0	0



#14 ANTONIO GIBSON | WIDE RECEIVER
SENIOR | 1L | 6-2 | 221
STOCKBRIDGE, GA.
EAGLE'S LANDING/EAST CENTRAL CC
MAJOR: SPORT AND LEISURE MANAGEMENT

CAREER

Transferred to Memphis from East Central Community College prior to the 2018 season ... Has played in 22 games ... Has 19 receptions for 450 yards and seven TD ... Has a long reception of 73 yards ... Has 16 kick returns for 384 yards.

CAREER HIGHS

Points Scored 18, vs SMU, Nov. 2, 2019
Touchdowns 3, vs SMU, Nov. 2, 2019
Rushes 3, 2x, last vs SMU, Nov. 2, 2019
Rushing Yards 97, vs SMU, Nov. 2, 2019
Receptions 6, vs SMU, Nov. 2, 2019
Receiving Yards 130, vs SMU, Nov. 2, 2019
Long Reception 78, vs SMU, Nov. 2, 2019
Kick Return Yards 159, vs SMU, Nov. 2, 2019

RUSHING

YEAR	GP/GS	ATT	YARDS	TD	LONG	AVG/C	AVG/G
2018	14/0	0	0	0	0	0.0	0.0
2019	11/7	14	158	2	78	11.3	14.4
Total	25/7	14	158	2	78	11.3	6.3

RECEIVING

YEARS	GP/GS	REC	YARDS	TD	LONG	REC/G	AVG/C	AVG/G
2018	14/0	6	99	2	45	0.4	16.5	7.1
2019	11/7	27	596	7	73	2.5	22.1	54.2
TOTAL	25/7	33	695	9	73	1.3	21.1	27.8

KICK RETURNS

YEAR	GP/GS	NO	YARDS	TD	LONG	AVG/R	AVG/G
2018	14/0	1	2	0	0	2.0	0.1
2019	11/7	19	561	1	97	29.5	51.0
TOTAL	25/7	20	563	1	97	28.2	22.5

RUSHING GAME BY-GAME

DATE	OPPONENT	NO	YDS	AVG	TD	LG
9/1/18	Mercer	0	0	0.0	0	0
9/8/18	at Navy	0	0	0.0	0	0
9/14/18	Georgia State	0	0	0.0	0	0
9/22/18	South Alabama	0	0	0.0	0	0
9/28/18	at Tulane	0	0	0.0	0	0
10/6/18	UConn	0	0	0.0	0	0
10/13/18	UCF	0	0	0.0	0	0
10/20/18	at Missouri	0	0	0.0	0	0
11/3/18	at ECU	0	0	0.0	0	0
11/10/18	Tulsa	0	0	0.0	0	0

11/16/18	at SMU	0	0	0.0	0	0
11/23/18	Houston	0	0	0.0	0	0
12/1/18	at UCF	0	0	0.0	0	0
12/22/18	vs Wake Forest	0	0	0.0	0	0
8/31/19	Ole Miss	0	0	0.0	0	0
9/7/19	Southern	0	0	0.0	0	0
9/14/19*	at S. Alabama	0	0	0.0	0	0
9/26/19	Navy	0	0	0.0	0	0
10/5/19*	at ULM	2	9	4.5	0	7
10/12/19*	at Temple	1	-4	-4.0	0	0
10/19/19	Tulane	0	0	0.0	0	0
10/26/19*	at Tulsa	3	18	6.0	0	0
11/2/19*	SMU	3	97	32.3	1	78
11/16/19*	at Houston	2	7	3.5	0	4
11/23/19*	at USF	3	31	10.3	1	18

RECEIVING GAME-BY-GAME

DATE	OPPONENT	NO	YDS	AVG	TD	LG
9/1/18	Mercer	3	68	22.7	0	45
9/8/18	at Navy	0	0	0.0	0	0
9/14/18	Georgia State	1	11	11.0	1	11
9/22/18	South Alabama	0	0	0.0	0	0
9/28/18	at Tulane	0	0	0.0	0	0
10/6/18	UConn	2	20	10.0	1	17
10/13/18	UCF	0	0	0.0	0	0
10/20/18	at Missouri	0	0	0.0	0	0
11/3/18	at ECU	0	0	0.0	0	0
11/10/18	Tulsa	0	0	0.0	0	0
11/16/18	at SMU	0	0	0.0	0	0
11/23/18	Houston	0	0	0.0	0	0
12/1/18	at UCF	0	0	0.0	0	0
12/22/18	vs Wake Forest	0	0	0.0	0	0
8/31/19	Ole Miss	0	0	0.0	0	0
9/7/19	Southern	1	55	55.0	1	55
9/14/19*	at S. Alabama	2	26	13.0	1	22
9/26/19	Navy	3	105	35.0	1	73
10/5/19*	at ULM	1	50	50.0	1	50
10/12/19*	at Temple	1	8	8.0	0	8
10/19/19	Tulane	3	28	9.3	0	21
10/26/19*	at Tulsa	2	79	39.5	1	40
11/2/19*	SMU	6	130	21.7	1	50
11/16/19*	at Houston	4	93	23.3	1	56
11/23/19*	at USF	4	22	5.5	0	13

KICK RETURN GAME-BY-GAME

DATE	OPPONENT	NO	YDS	AVG	TD	LG
8/31/19	Ole Miss	2	32	16.0	0	17
9/7/19	Southern	1	18	18.0	0	18
9/14/19*	at S. Alabama	2	72	36.0	0	38
9/26/19	Navy	3	88	29.3	0	38
10/5/19*	at ULM	3	76	25.3	0	32
10/12/19*	at Temple	0	0	0.0	0	0
10/19/19	Tulane	1	18	18.0	0	18
10/26/19*	at Tulsa	3	78	26.0	0	37
11/2/19*	SMU	3	159	53.0	1	97
11/16/19*	at Houston	1	20	20.0	0	20
11/23/19*	at USF	0	0	0.0	0	0



#29 CARLITO GONZALEZ | DEFENSIVE BACK

R-SOPHOMORE | 2L | 6-1 | 191

STONE MOUNTAIN, GA.

STEPHENSON HS

MAJOR: INTERDISCIPLINARY STUDIES

CAREER

Has played in 18 games ... Has 25 tackles (22 solo), two interceptions, four PBU and one forced fumble ... Joined Memphis prior to the 2017 season ... Originally signed with Auburn.

CAREER HIGHS

Tackles 3, 3x, at USF, Nov. 23, 2019

Pass Breakups..... 1, 2x, last at ULM, Oct. 5, 2019

Interceptions 1, 2x, last vs UConn, Oct. 6, 2018

TACKLES

YEAR	GP/GS	UA	A	TOTAL	TFL	TFLY	PD	FF	FR	BLK
------	-------	----	---	-------	-----	------	----	----	----	-----

2017	7/0	4	1	5	0.0	0	2	0	0	0
2018	3/0	4	1	5	0.0	0	1	1	0	0
2019	8/0	14	1	15	1.0	1	1	0	0	0
Total	18/0	22	3	25	1.0	1	4	1	0	0

INTERCEPTIONS

YEAR	GP	NO	Yards	TD	Long	Avg/R	Avg/G
2017	7/0	1	6	0	6	6.0	0.9
2018	3/0	1	36	0	36	36.0	12.0
2019	8/0	0	0	0	0	0.0	0.0
Total	18/0	2	42	0	36	21.0	2.3

DEFENSE GAME-BY-GAME

DATE	OPPONENT	UT	AT	TT	TFL	SK	FF	FR	PD	INT	QBH
10/6/17	at UConn	Appeal granted after UConn game to join Memphis in 2017									
10/14/17	Navy	0	0	0	0-0	0-0	0	0-0	0	0	0
10/19/17	at Houston	0	0	0	0-0	0-0	0	0-0	0	0	0
10/27/17	Tulane	0	0	0	0-0	0-0	0	0-0	0	0	0
11/3/17	at Tulsa	1	1	2	0-0	0-0	0	0-0	0	1-6	0
11/18/17	SMU	1	0	1	0-0	0-0	0	0-0	0	0-0	0
11/25/17	ECU	2	0	2	0-0	0-0	0	0-0	1	0-0	0
12/2/17	at UCF	0	0	0	0-0	0-0	0	0-0	0	0-0	0
12/30/17	vs Iowa State	Did Not Play									
9/1/18	Mercer	Did Not Play									
9/8/18	at Navy	Did Not Play									
9/14/18	Georgia State	Did Not Play									
9/22/18	S Alabama	Did Not Play									
9/28/18	at Tulane	Did Not Play									
10/6/18	UConn	0	1	1	0-0	0-0	0	0-0	0	1-36	0
10/13/18	UCF	Did Not Play									
10/20/18	at Missouri	Did Not Play									
11/3/18	at ECU	Did Not Play									
11/10/18	Tulsa	3	0	3	0-0	0-0	0	0-0	0	0-0	0
11/16/18	at SMU	1	0	1	0-0	0-0	1	0-0	0	0-0	0
11/23/18	Houston	Did Not Play									
12/1/18	at UCF	Did Not Play									
12/22/18	vs Wake Forest	Did Not Play									
8/31/19	Ole Miss	Did Not Play									
9/7/19	Southern	1	0	1	0-0	0-0	0	0-0	0	0-0	0
9/14/19	at S. Alabama	2	0	2	0-0	0-0	0	0-0	0	0-0	0
10/5/19	at ULM	2	0	2	0-0	0-0	0	0-0	0	0-0	0
10/12/19	at Temple	1	0	1	0-0	0-0	0	0-0	0	0-0	0
10/19/19	Tulane	2	0	2	0-0	0-0	0	0-0	0	0-0	0
10/26/19	at Tulsa	Did Not Play									
11/2/19	SMU	1	0	1	0-0	0-0	0	0-0	0	0-0	0
11/16/19	at Houston	2	1	3	1-1	0-0	0	0-0	0	0-0	0
11/23/19	at USF	3	0	3	0-0	0-0	0	0-0	0	0-0	0



#1 O'BRYAN GOODSON | DEFENSIVE LINE

JUNIOR | 2L | 6-1 | 283

BATESVILLE, MISS.

SOUTH PANOLA HS

MAJOR: PHYSICAL EDUCATION FOR TEACHER EDUCATION

CAREER

Has played in 35 games, making 32 starts ... Has 65 total tackles (42 solo), 18.5 TFL and two sacks ... Also had eight QB hurries, three forced fumbles and one PBU ... Has 17 multi-tackle games.

HONORS (ACADEMIC/ATHLETIC)

Tiger 3.0 Club for the 2019 spring semester.

CAREER HIGHS

Tackles 6, at Houston, Oct. 19, 2017

Tackles for Loss..... 2, 4x, last vs Navy, Sept. 26, 2019

Pass Breakups..... 1, vs UCLA, Sept. 16, 2017

Forced Fumble..... 2, vs Navy, Sept. 26, 2019

Quarterback Hurries..... 4, at ECU, Nov. 3, 2018

Sacks 1, 2x, last at UCF, Dec. 1, 2018

TACKLES

YEAR	GP/GS	UA	A	TOTAL	TFL	TFLY	PD	FF	FR	BLK
2017	12/10	19	9	28	4.0	19	1	1	0	0
2018	13/12	13	9	22	8.5	17	0	1	0	0
2019	10/10	10	5	15	6.0	13	0	1	1	0
Total	35/32	42	23	65	18.5	49	1	3	1	0

SACKS

YEAR	GP/GS	UA	A	TOTAL	YARDS
2017	12/10	1	0	1	16
2018	13/12	1	0	1	3
2019	10/10	0	0	0	0
Total	35/32	2	0	2.0	19

DEFENSE GAME-BY-GAME

DATE	OPPONENT	UT	AT	TT	TFL	SK	FF	FR	PD	INT	QBH
8/31/17	ULM	3	0	3	2-17	1-16	0	0-0	0	0-0	0
9/16/17*	UCLA	0	0	0	0-0	0-0	0	0-0	1	0-0	0
9/23/17	SIU	3	0	3	2-2	0-0	0	0-0	0	0-0	1
9/30/17*	at UCF	1	1	2	0-0	0-0	0	0-0	0	0-0	0
10/6/17*	at UConn	1	0	1	0-0	0-0	0	0-0	0	0-0	0
10/14/17	Navy				Did Not Play - Inj.						
10/19/17*	at Houston	3	3	6	0-0	0-0	0	0-0	0	0-0	0
10/27/17*	Tulane	0	0	0	0-0	0-0	0	0-0	0	0-0	0
11/3/17*	at Tulsa	3	0	3	0-0	0-0	0	0-0	0	0-0	0
11/18/17*	SMU	0	2	2	0-0	0-0	0	0-0	0	0-0	1
11/25/17*	ECU	2	0	2	0-0	0-0	0	0-0	0	0-0	0
12/2/17*	at UCF	2	2	4	0-0	0-0	0	0-0	0	0-0	0
12/30/17*	vs Iowa St	1	1	2	0-0	0-0	1	0-0	0	0-0	0
9/1/18*	Mercer	0	0	0	0-0	0-0	0	0-0	0	0-0	0
9/8/18*	at Navy	0	1	1	0-0	0-0	0	0-0	0	0-0	0
9/14/18*	Georgia State	2	1	3	1-1	0-0	0	0-0	0	0-0	0
9/22/18*	S Alabama	2	0	2	1-3	0-0	0	0-0	0	0-0	0
9/28/18	at Tulane				Did Not Play - Inj.						
10/6/18*	UConn	1	0	1	1-2	0-0	0	0-0	0	0-0	0
10/13/18*	UCF	0	1	1	0-0	0-0	0	0-0	0	0-0	0
10/20/18*	at Mizzou	1	0	1	0-0	0-0	0	0-0	0	0-0	0
11/3/18*	at ECU	1	2	3	1-1	0-0	0	0-0	0	0-0	4
11/10/18*	Tulsa	1	2	3	1.5-3	0-0	0	0-0	0	0-0	0
11/16/18*	at SMU	3	1	4	1-2	0-0	0	0-0	0	0-0	0
11/23/18*	Houston	1	0	1	1-2	0-0	0	0-0	0	0-0	0
12/1/18*	at UCF	1	1	2	1-3	1-3	1	0-0	0	0-0	0
12/22/18*	vs Wake Forest	0	0	0	0-0	0-0	0	0-0	0	0-0	0
8/31/19*	Ole Miss	3	0	3	2-3	0-0	0	0-0	0	0-0	0
9/7/19	Southern				Did Not Play - Inj.						
9/14/19*	at S. Alabama	0	2	2	0.5-1	0-0	0	0-0	0	0-0	0
9/26/19*	Navy	3	1	4	2-6	0-0	1	0-0	0	0-0	0
10/5/19*	at ULM	1	2	3	0.5-1	0-0	0	0-0	0	0-0	2
10/12/19*	at Temple	0	0	0	0-0	0-0	0	0-0	0	0-0	0
10/19/19*	Tulane	0	0	0	0-0	0-0	0	0-0	0	0-0	0
10/26/19*	at Tulsa	0	0	0	0-0	0-0	0	0-0	0	0-0	0
11/2/19*	SMU	1	0	1	0-0	0-0	0	0-0	0	0-0	0
11/16/19*	at Houston	1	0	1	1-2	0-0	0	1-0	0	0-0	0
11/23/19*	at USF	1	0	1	0-0	0-0	0	0-0	0	0-0	0



#25 AUSTIN HALL | LINEBACKER

R-SENIOR | 3L | 6-2 | 225

COLLIERVILLE, TENN.

COLLIERVILLE HS

MAJOR: MASTERS IN PUBLIC ADMINISTRATION

- CoSIDA Academic All-District (2017, 2018)
- Paycom Jim Thorpe Award Player of the Week (10/18/17)
- Nagurski National Defensive Player of the Week (10/17/17)
- CollegeSportsMadness.com Defensive Player of the Week (10/15/17)
- AAC Defensive Player of the Week (10/17/16; 10/16/17)

CAREER

Graduated with a bachelors degree in criminal justice in August 2018 ... Began work on a masters degree in public administration in the fall of 2018 ... Has 48 starts at the hybrid STAR defensive position ... Missed final two games of 2016 season as a result of a leg injury ... Has 260 total tackles (183 solo) ... Also has 30.5 TFL, 24 PBU, nine QB hurries, four interceptions, seven fumble recoveries and two forced fumbles ... Has 42 multi-tackle games.

HONORS (ACADEMIC/ATHLETIC)

2017 and 2018 CoSIDA Academic All-District ... Four-time American Athletic Conference All-Academic Team (2015-16, 2016-17, 2017-18, 2018-19) ... Dean's List 2017 fall, 2018 spring and 2019 spring semesters ... Tiger 3.0 Club 2017 fall, 2018 spring, 2018 fall and 2019 spring semesters ... Two-time American Athletic Conference Defensive Player of the Week (Oct. 17, 2016; Oct. 16, 2017) ... Bronko

Nagurski National Defensive Player of the Week (Oct. 17, 2017) ... Paycom Jim Thorpe Player of the Week (Oct. 18, 2017) ... CollegeSportsMadness.com Defensive Player of the Week (Oct. 15, 2017).

CAREER HIGHS

Tackles 13, at Tulsa, Oct. 26, 2019
Tackles for Loss 3, 2x, last at Navy, Sept. 8, 2018
Sacks 1, 2x, last vs Wake Forest, Dec. 22, 2018
Pass Breakups 2, at SMU, Nov. 16, 2018
Fumble Recoveries 2, at South Alabama, Sept. 14, 2019
Quarterback Hurries 1, 9x, last vs Tulane, Oct. 19, 2019
Interceptions 2, vs Navy, Oct. 14, 2017
Fumble Rec. Touchdowns 1, vs Tulane, Oct. 27, 2017

TACKLES

YEAR	GP/GS	UA	A	TOTAL	TFL	TFLY	PD	FF	FR	BLK
2016	11/11	42	14	56	7.5	27	3	0	1	0
2017	13/13	66	18	84	8.0	23	8	0	2	0
2018	14/14	44	20	64	9.0	26	6	2	2	0
2019	10/10	31	25	56	6.0	17	7	0	2	0
Total	48/48	183	77	260	30.5	93	24	2	7	0

SACKS

YEAR	GP/GS	UA	A	TOTAL	YARDS
2016	11/11	0	0	0	0
2017	13/13	1	0	1	10
2018	14/14	1	1	1.5	15
2019	10/10	1	1	1.5	8
Total	48/48	3	2	3.0	31


INTERCEPTIONS

YEAR	GP/GS	NO	Yards	TD	Long	Avg/R	Avg/G
2016	11/11	0	0	0	0	0.0	0.0
2017	13/13	3	29	0	26	9.7	2.2
2018	14/14	0	0	0	0	0.0	0.0
2019	10/10	1	4	0	4	4.0	0.4
Total	48/48	4	33	0	26	8.3	0.7

DEFENSE GAME-BY-GAME

DATE	OPPONENT	UT	AT	TT	TFL	SK	FF	FR	PD	INT	QBH
9/3/16*	SEMO	2	0	2	1-6	0-0	0	0-0	0	0-0	0
9/17/16*	Kansas	8	0	8	2-5	0-0	0	0-0	0	0-0	0
9/24/16*	BGSU	0	0	0	0-0	0-0	0	0-0	0	0-0	0
10/1/16*	Ole Miss	4	2	6	0-0	0-0	0	0-0	1	0-0	0
10/6/16*	Temple	7	1	8	0-0	0-0	0	0-0	0	0-0	0
10/14/16*	at Tulane	10	2	12	3-13	0-0	0	1-0	0	0-0	0
10/22/16*	at Navy	2	6	8	0-0	0-0	0	0-0	0	0-0	0
10/29/16*	Tulsa	2	1	3	0.5-1	0-0	0	0-0	0	0-0	0
11/5/16*	at SMU	2	1	3	0-0	0-0	0	0-0	1	0-0	0
11/12/16*	USF	5	0	5	1-2	0-0	0	0-0	1	0-0	0
11/18/16*	at Cinc.	0	1	1	0-0	0-0	0	0-0	0	0-0	0
11/25/16	Houston				Did Not Play - Inj.						
12/20/16	vs WKU				Did Not Play - Inj.						
8/31/17*	ULM	5	1	6	1-1	0-0	0	0-0	0	1-0	0
9/16/17*	UCLA	7	2	9	1-2	0-0	0	0-0	0	0-0	1
9/23/17*	SIU	9	0	9	0-0	0-0	0	0-0	1	0-0	0
9/30/17*	at UCF	6	3	9	2.5-6	0-0	0	0-0	0	0-0	0
10/6/17*	at UConn	1	0	1	0-0	0-0	0	0-0	0	0-0	1
10/14/17*	Navy	7	3	10	0-0	0-0	0	1-0	1	2-29	0
10/19/17*	at Houston	3	2	5	0.5-1	0-0	0	0-0	0	0-0	0
10/27/17*	Tulane	11	0	11	2-3	0-0	0	1-0	0	0-0	0
11/3/17*	at Tulsa	4	2	6	0-0	0-0	0	0-0	1	0-0	0
11/18/17*	SMU	2	1	3	0-0	0-0	0	0-0	0	0-0	0
11/25/17*	ECU	4	1	5	0-0	0-0	0	0-0	1	0-0	1
12/2/17*	at UCF	3	2	5	0-0	0-0	0	0-0	0	0-0	1
12/30/17*	vs Iowa St	4	1	5	1-10	1-10	0	0-0	0	0-0	0
9/1/18*	Mercer	1	0	1	0-0	0-0	0	0-0	1	0-0	1
9/8/18*	at Navy	6	1	7	3-4	0-0	0	0-0	0	0-0	0
9/14/18*	Georgia State	1	2	3	1-1	0-0	0	0-0	0	0-0	0
9/22/18*	S Alabama	3	3	6	0.5-2	0-0	1	1-0	0	0-0	1
9/28/18*	at Tulane	5	2	7	0-0	0-0	0	0-0	0	0-0	0
10/6/18*	UConn	1	1	2	0.5-0	0-0	0	0-0	1	0-0	0
10/13/18*	UCF	5	2	7	1-3	0-0	0	0-0	0	0-0	0
10/20/18*	at Mizzou	3	0	3	0-0	0-0	0	0-0	0	0-0	0
11/3/18*	at ECU	4	4	8	0-0	0-0	0	0-0	0	0-0	0
11/10/18*	Tulsa	1	0	1	0-0	0-0	1	1-20	0	0-0	0
11/16/18*	at SMU	4	2	6	1.5-8	0.5-7	0	0-0	2	0-0	0
11/23/18*	Houston	4	1	5	0-0	0-0	0	0-0	0	0-0	0
12/1/18*	at UCF	4	2	6	0.5-0	0-0	0	0-0	0	0-0	0
12/22/18*	vs Wake Forest	2	0	2	1-8	1-8	0	0-0	1	0-0	1
8/31/19*	Ole Miss	3	0	3	0-0	0-0	0	0-0	1	0-0	0
9/7/19*	Southern	3	0	3	1.0-2	0-0	0	0-0	1	0-0	0

9/14/19*	at S. Alabama	1	5	6	0-0	0-0	0	2-48	1	0-0	1
9/26/19*	Navy	5	2	7	1-4	0-0	0	0-0	0	0-0	0
10/5/19*	at ULM	1	4	5	0.5-6	0.5-6	0	0-0	0	0-0	0
10/12/19*	at Temple	4	1	5	0-0	0-0	0	0-0	0	0-0	0
10/19/19*	Tulane	2	1	3	1.5-1	0-0	0	0-0	1	1-4	1
10/26/19*	at Tulsa	5	8	13	1-2	0-0	0	0-0	1	0-0	0
11/2/19*	SMU	6	4	10	0-0	0-0	0	0-0	0	0-0	1
11/16/19	at Houston	Did Not Play									
11/23/19*	at USF	1	0	1	1-2	1-2	0	0-0	0	0-0	0

**#35 TIM HART | LINEBACKER****R-JUNIOR | 2L | 6-1 | 224****MEMPHIS, TENN.****MEMPHIS UNIVERSITY SCHOOL****MAJOR: FINANCE****CAREER**

Has played in 38 games, making 13 starts ... Has 148 tackles (94 solo), including 5.5 TFL and 2.5 sacks ... Has 24 multi-tackle games ... Has two forced fumbles, three QB hurries, one interception and one PBU.

CAREER HIGHS

Tackles 11, at Navy, Sept. 8, 2018
 Tackles for Loss 1, 3x, last vs ECU, Nov. 25, 2017
 Pass Breakups 1, vs Iowa State, Dec. 30, 2017
 Forced Fumbles 1, 2x, last vs Navy, Oct. 14, 2017
 Quarterback Hurries 1, 3x, last at SMU, Nov. 16, 2018
 Sacks 1, 2x, last vs Southern, Sept. 7, 2019
 Interceptions 1, vs UCLA, Sept. 16, 2017
 Interception Ret. TD 1, vs UCLA, Sept. 16, 2017
 Interception Ret. Yds 60, vs UCLA, Sept. 16, 2017

TACKLES

YEAR	GP/GS	UA	A	TOTAL	TFL	TFLY	PD	FF	FR	BLK
2017	13/10	29	20	49	3.0	9	2	2	0	0
2018	14/3	40	20	60	0.5	1	0	0	0	0
2019	11/0	25	14	39	2.0	14	0	0	0	0
Total	38/13	94	54	148	5.5	24	2	2	0	0

SACKS

YEAR	GP/GS	UA	A	TOTAL	YARDS
2017	13/10	1	0	1	5
2018	14/3	0	0	0	0
2019	11/0	1	1	1.5	10
Total	38/13	2	1	2.5	15

INTERCEPTIONS

YEAR	GP	NO	Yards	TD	Long	Avg/R	Avg/G
2017	13/10	1	60	1	60	60.0	4.6
2018	14/3	0	0	0	0	0.0	0.0
2019	11/0	0	0	0	0	0.0	0.0
Total	38/13	1	60	1	60	60.0	1.7

DEFENSE GAME-BY-GAME

DATE	OPPONENT	UT	AT	TT	TFL	SK	FF	FR	PD	INT	QBH
8/31/17	ULM	6	1	7	0-0	0-0	1	0-0	0	0-0	0
9/16/17	UCLA	0	0	0	0-0	0-0	0	0-0	1	1-60	0
9/23/17	SIU	1	0	1	0-0	0-0	0	0-0	0	0-0	1
9/30/17*	at UCF	2	2	4	1-2	0-0	0	0-0	0	0-0	1
10/6/17*	at UConn	1	3	4	0-0	0-0	0	0-0	0	0-0	0
10/14/17*	Navy	3	3	6	0-0	0-0	1	0-0	0	0-0	0
10/19/17*	at Houston	2	2	4	0-0	0-0	0	0-0	0	0-0	0
10/27/17*	Tulane	4	0	4	0-0	0-0	0	0-0	0	0-0	0
11/3/17*	at Tulsa	2	4	6	1-5	1-5	0	0-0	0	0-0	0
11/19/17*	SMU	2	0	2	0-0	0-0	0	0-0	0	0-0	0
11/25/17*	ECU	2	0	2	1-2	0-0	0	0-0	0	0-0	0
12/2/17*	at UCF	1	0	1	0-0	0-0	0	0-0	0	0-0	0
12/30/17*	vs Iowa St	3	5	8	0-0	0-0	0	0-0	1	0-0	0
9/1/18	Mercer	0	0	0	0-0	0-0	0	0-0	0	0-0	0
9/8/18*	at Navy	7	4	11	0.5-1	0-0	0	0-0	0	0-0	0
9/14/18	Georgia State	6	1	7	0-0	0-0	0	0-0	0	0-0	0
9/22/18*	S Alabama	2	2	4	0-0	0-0	0	0-0	0	0-0	0
9/28/18	at Tulane	4	2	6	0-0	0-0	0	0-0	0	0-0	0
10/6/18	UConn	2	3	5	0-0	0-0	0	0-0	0	0-0	0
10/13/18	UCF	0	1	1	0-0	0-0	0	0-0	0	0-0	0

10/20/18*	at Missouri	6	0	6	0-0	0-0	0	0-0	0	0-0	0
11/3/18	at ECU	2	2	4	0-0	0-0	0	0-0	0	0-0	0
11/10/18	Tulsa	3	0	3	0-0	0-0	0	0-0	0	0-0	0
11/16/18	at SMU	0	0	0	0-0	0-0	0	0-0	0	0-0	1
11/23/18	Houston	1	0	1	0-0	0-0	0	0-0	0	0-0	0
12/1/18	at UCF	3	5	8	0-0	0-0	0	0-0	0	0-0	0
12/22/18	vs Wake Forest	4	0	4	0-0	0-0	0	0-0	0	0-0	0
8/31/19	Ole Miss	3	0	3	0-0	0-0	0	0-0	0	0-0	0
9/7/19	Southern	4	0	4	1.0-8	1.0-8	0	0-0	0	0-0	0
9/14/19	at S. Alabama	1	2	3	0-0	0-0	0	0-0	0	0-0	0
9/26/19	Navy	2	5	7	0-0	0-0	0	0-0	0	0-0	0
10/5/19	at ULM	2	2	4	0-0	0-0	0	0-0	0	0-0	0
10/12/19	at Temple	6	1	7	0-0	0-0	0	0-0	0	0-0	0
10/19/19	Tulane	1	1	2	0-0	0-0	0	0-0	0	0-0	0
10/26/19	at Tulsa	1	2	3	0.5-2	0.5-2	0	0-0	0	0-0	0
11/2/19	SMU	3	0	3	0-0	0-0	0	0-0	0	0-0	0
11/16/19	at Houston	0	0	0	0-0	0-0	0	0-0	0	0-0	0
11/23/19	at USF	2	1	3	0.5-4	0.5-4	0	0-0	0	0-0	0

**#83 JOHN HASSELL | TIGHT END****R-SOPHOMORE | SQ | 6-3 | 239****COLLIERVILLE, TENN.****COLLIERVILLE HS****MAJOR: SPORT AND LEISURE MANAGEMENT****CAREER**

Member of the team for two seasons ... Has seen action in eight games this season, primarily on special teams ... Did not see game action in 2018 after redshirting in 2017 ... Has three years of eligibility remaining.

RECEIVING

YEARS	GP/GS	REC	YARDS	TD	LONG	REC/G	AVG/C	AVG/G
2019	8/0	0	0	0	0	0.0	0.0	0.0
TOTAL	8/0	0	0	0	0	0.0	0.0	0.0

KICK RETURNS

YEAR	GP/GS	NO	YARDS	TD	LONG	AVG/R	AVG/G
2019	8/0	1	15	0	15	15.0	1.9
TOTAL	8/0	1	15	0	15	15.0	1.9

RECEIVING GAME-BY-GAME

DATE	OPPONENT	NO	YDS	AVG	TD	LG
8/31/19	Ole Miss			Did Not Play		
9/7/19	Southern			Did Not Play		
9/14/19	at S. Alabama			Did Not Play		
9/26/19	Navy	0	0	0.0	0	0
10/5/19	at ULM	0	0	0.0	0	0
10/12/19	at Temple	0	0	0.0	0	0
10/19/19	Tulane	0	0	0.0	0	0
10/26/19	at Tulsa	0	0	0.0	0	0
11/2/19	SMU	0	0	0.0	0	0
11/16/19	at Houston	0	0	0.0	0	0
11/23/19	at USF	0	0	0.0	0	0

KICK RETURN GAME-BY-GAME

DATE	OPPONENT	NO	YDS	AVG	TD	LG
8/31/19	Ole Miss	0	0	0.0	0	0
9/7/19	Southern	0	0	0.0	0	0
9/14/19*	at S. Alabama	0	0	0.0	0	0
9/26/19	Navy	0	0	0.0	0	0
10/5/19*	at ULM	0	0	0.0	0	0
10/12/19*	at Temple	0	0	0.0	0	0
10/19/19	Tulane	0	0	0.0	0	0
10/26/19*	at Tulsa	0	0	0.0	0	0
11/2/19*	SMU	0	0	0.0	0	0
11/16/19*	at Houston	1	15	15.0	0	15
11/23/19*	at USF	0	0	0.0	0	0



#93 DESMOND HAWKINS | DEFENSIVE LINE

R-SENIOR | 1L | 6-5 | 285

MEMPHIS, TENN.

CRAIGMONT HS/HINDS CC

MAJOR: UNDECIDED

CAREER

Junior college transfer from Hinds Community College ... Joined the Memphis program prior to 2017 campaign ... Saw first game action in 2018 after redshirting in 2017 ... Has played in 17 games ... Has 18 total tackles (12 solo) ... Made first start against Southern ... Has five multi-tackle games ... Graduated in May 2019 with his bachelors degree.

HONORS (ACADEMIC/ATHLETIC)

2017-18 American Athletic Conference All-Academic Team ... Tiger 3.0 Club for the 2017 fall and 2018 spring semesters.

CAREER HIGHS

Tackles 3, 2x, last vs Navy, Sept. 26, 2019

TACKLES

YEAR	GP/GS	UA	A	TOTAL	TFL	TFLY	PD	FF	FR	BLK
2018	7/0	6	0	6	0.0	0	0	0	0	0
2019	10/1	6	6	12	2.0	5	0	0	0	0
Total	17/1	12	6	18	2.0	5	0	0	0	0

SACKS

YEAR	GP/GS	UA	A	TOTAL	YARDS
2018	7/0	0	0	0	0
2019	10/1	0	1	0.5	2
Total	17/1	0	1	0.5	2

DEFENSE GAME-BY-GAME

DATE	OPPONENT	UT	AT	TT	TFL	SK	FF	FR	PD	INT	QBH
9/1/18	Mercer	2	0	2	0-0	0-0	0	0-0	0	0-0	0
9/8/18	at Navy				Did Not Play						
9/14/18	Georgia State				Did Not Play						
9/22/18	S Alabama	1	0	1	0-0	0-0	0	0-0	0	0-0	0
9/28/18	at Tulane	0	0	0	0-0	0-0	0	0-0	0	0-0	0
10/6/18	UConn	0	0	0	0-0	0-0	0	0-0	0	0-0	0
10/13/18	UCF				Did Not Play						
10/20/18	at Missouri	0	0	0	0-0	0-0	0	0-0	0	0-0	0
11/3/18	at ECU				Did Not Play						
11/10/18	Tulsa	0	0	0	0-0	0-0	0	0-0	0	0-0	0
11/16/18	at SMU				Did Not Play						
11/23/18	Houston				Did Not Play						
12/1/18	at UCF				Did Not Play						
12/22/18	vs Wake Forest	3	0	3	0-0	0-0	0	0-0	0	0-0	0
8/31/19	Ole Miss	0	0	0	0-0	0-0	0	0-0	0	0-0	0
9/7/19*	Southern	1	0	1	0-0	0-0	0	0-0	0	0-0	0
9/14/19	at S. Alabama	1	1	2	0-0	0-0	0	0-0	0	0-0	0
9/26/19	Navy	2	1	3	0-0	0-0	0	0-0	0	0-0	0
10/5/19	at ULM	0	0	0	0-0	0-0	0	0-0	0	0-0	0
10/12/19	at Temple				Did Not Play						
10/19/19	Tulane	1	1	2	1-1	0-0	0	0-0	0	0-0	0
10/26/19	at Tulsa	0	2	2	0.5-2	0.5-2	0	0-0	0	0-0	0
11/2/19	SMU	0	0	0	0-0	0-0	0	0-0	0	0-0	0
11/16/19	at Houston	1	0	1	0-0	0-0	0	0-0	0	0-0	0
11/23/19	at USF	0	1	1	0.5-2	0-0	0	0-0	0	0-0	0



#55 BRYCE HUFF | DEFENSIVE LINE

SENIOR | 3L | 6-3 | 255

MOBILE, ALA.

ST. PAUL'S EPISCOPAL

MAJOR: INTERDISCIPLINARY STUDIES

- Bednarik Award Watch List (2019)
- Nagurski Trophy Watch List (2019)
- All-AAC Second Team (2018)
- Most Improved Defensive Player (2018/Highland Hundred)
- AAC Defensive Player of the Week (Sept. 2)

CAREER

Has played in 49 games, making 22 starts ... Has 118 total tackles (82 solo), including 34.5 TFL (143 yards) and 15.5 sacks (93 yards) ... Has 26 QB hurries, three PBU, two forced fumbles and two fumble recoveries ... Has 27 multi-tackle games ... Has two kick returns for 21 yards.

HONORS (ACADEMIC/ATHLETIC)

2016-17 American Athletic Conference All-Academic Team ... 2018 All-American Athletic Conference second team ... 2018 Most Improved Defensive Player (Highland Hundred).

ON THE CHARTS

Career: Seventh in TFL yardage (127 yards) ... Season: Sixth in sacks (9.5) ... Fourth in TFL (19.0) ... Tied for sixth in TFL yardage (80).

CAREER HIGHS

Tackles 9, at Tulane, Sept. 28, 2018
Tackles for Loss 5, at Tulane, Sept. 28, 2018
Sacks 2.5, at SMU, Nov. 16, 2018
Fumble Recoveries 1, vs UL Monroe, Aug. 31, 2017
Quarterback Hurries 3, 2x, last at ULM, Oct. 5, 2019
Forced Fumbles 1, 2x, last at SMU Nov. 16, 2018
Pass Breakups 2, vs UCF, Oct. 13, 2018

TACKLES

YEAR	GP/GS	UA	A	TOTAL	TFL	TFLY	PD	FF	FR	BLK
2016	11/0	4	1	5	0.0	0	0	0	0	0
2017	13/3	23	7	30	5.0	28	1	1	1	0
2018	14/8	35	14	49	19.0	80	2	1	0	0
2019	11/11	20	14	34	10.5	44	0	0	1	0
Total	49/22	82	36	118	34.5	152	3	2	2	0

SACKS

YEAR	GP/GS	UA	A	TOTAL	YARDS
2016	11/0	0	0	0	0
2017	13/3	2	0	2	19
2018	14/8	9	1	9.5	53
2019	11/11	3	2	4	21
Total	49/22	14	3	15.5	93

DEFENSE GAME-BY-GAME

DATE	OPPONENT	UT	AT	TT	TFL	SK	FF	FR	PD	INT	QBH
9/3/16	SEMO	0	0	0	0-0	0-0	0	0-0	0	0-0	0
9/17/16	Kansas	0	0	0	0-0	0-0	0	0-0	0	0-0	0
9/24/16	BGSU	1	0	1	0-0	0-0	0	0-0	0	0-0	0
10/1/16	at Ole Miss	0	1	1	0-0	0-0	0	0-0	0	0-0	0
10/6/16	Temple				Did Not Play						
10/14/16	at Tulane				Did Not Play						
10/22/16	at Navy	1	0	1	0-0	0-0	0	0-0	0	0-0	0
10/29/16	Tulsa	2	0	2	0-0	0-0	0	0-0	0	0-0	0
11/5/16	at SMU	0	0	0	0-0	0-0	0	0-0	0	0-0	0
11/12/16	USF	0	0	0	0-0	0-0	0	0-0	0	0-0	0
11/18/16	at Cincinnati	0	0	0	0-0	0-0	0	0-0	0	0-0	0
11/25/16	Houston	0	0	0	0-0	0-0	0	0-0	0	0-0	0
12/20/16	vs WKU	0	0	0	0-0	0-0	0	0-0	0	0-0	0
8/31/17	ULM	2	1	3	0-0	0-0	0	1-0	0	0-0	1
9/16/17*	UCLA	3	1	4	1-3	0-0	0	0-0	0	0-0	0
9/23/17	SIU	3	0	3	0-0	0-0	0	0-0	0	0-0	0
9/30/17	at UCF	1	1	2	0-0	0-0	0	0-0	0	0-0	0
10/6/17	at UConn	1	0	1	1-2	0-0	0	0-0	0	0-0	0
10/14/17*	Navy	6	2	8	1-4	0-0	1	0-0	0	0-0	0
10/22/17*	at Houston	3	2	5	0-0	0-0	0	0-0	1	0-0	1
10/27/17	Tulane	1	0	1	1-13	1-13	0	0-0	0	0-0	1

11/3/17	at Tulsa	1	0	1	0-0	0-0	0	0-0	0	0-0	0
11/18/17	SMU	1	0	1	1-6	1-6	0	0-0	0	0-0	0
11/25/17	ECU	1	0	1	0-0	0-0	0	0-0	0	0-0	0
12/2/17	at UCF	0	0	0	0-0	0-0	0	0-0	0	0-0	0
12/30/17	vs ISU	Did Not Play									
9/1/18	Mercer	1	0	1	1-4	1-4	0	0-0	0	0-0	1
9/8/18*	at Navy	1	3	4	0.5-1	0-0	0	0-0	0	0-0	0
9/14/18	Georgia State	3	1	4	2-10	2-10	0	0-0	0	0-0	2
9/22/18	S Alabama	2	0	2	0-0	0-0	0	0-0	0	0-0	0
9/28/18*	at Tulane	7	2	9	5-17	2-10	0	0-0	0	0-0	0
10/6/18*	UConn	5	1	6	2.5-10	0-0	0	0-0	0	0	1
10/13/18	UCF	2	0	2	0-0	0-0	0	0-0	2	0-0	0
10/20/18	at Missouri	2	0	2	0-0	0-0	0	0-0	0	0-0	0
11/3/18	at ECU	1	2	3	0.5-2	0-0	0	0-0	0	0-0	1
11/10/18*	Tulsa	2	1	3	1-5	1-5	0	0-0	0	0-0	0
11/16/18*	at SMU	3	1	4	3.5-19	2.5-17	1	0-0	0	0-0	0
11/23/18*	Houston	2	0	2	2-11	1-5	0	0-0	0	0-0	1
12/1/18*	at UCF	2	1	3	1-1	0-0	0	0-0	0	0-0	0
12/22/18*	vs Wake Forest	2	2	4	0-0	0-0	0	0-0	0	0-0	1
8/31/19*	Ole Miss	5	0	5	2-8	1-2	0	0-0	0	0-0	0
9/7/19*	Southern	0	0	0	0-0	0-0	0	0-0	0	0-0	1
9/14/19*	at S. Alabama	1	1	2	0.5-0	0-0	0	0-0	0	0-0	3
9/26/19*	Navy	3	2	5	0-0	0-0	0	1-0	0	0-0	0
10/5/19*	at ULM	1	4	5	0.5-1	0-0	0	0-0	0	0-0	3
10/12/19*	at Temple	1	1	2	0-0	0-0	0	0-0	0	0-0	1
10/19/19*	Tulane	2	0	2	2-10	0-0	0	0-0	0	0-0	2
10/26/19*	at Tulsa	2	4	6	1.5-8	1.5-8	0	0-0	0	0-0	1
11/2/19*	SMU	2	0	2	1-8	1-8	0	0-0	0	0-0	2
11/16/19*	at Houston	3	1	4	2.5-6	0-0	0	0-0	0	0-0	1
11/23/19*	at USF	0	1	1	0.5-3	0.5-3	0	0-0	0	0-0	2



#28 TROY HURST | DEFENSIVE BACK

R-FRESHMAN | SQ | 6-2 | 181

GREENSBURG, LA.

ST. HELENA CENTRAL HS

MAJOR: MANAGEMENT

CAREER

Returns for his second year after a redshirt season in 2018 ... Has played in five games on special teams ... Has four years of eligibility remaining.

TACKLES

YEAR	GP/GS	UA	A	TOTAL	TFL	TFLY	PD	FF	FR	BLK
2019	7/0	0	2	2	0.0	0	0	0	0	0
Total	7/0	0	2	2	0.0	0	0	0	0	0

DEFENSE GAME-BY-GAME

DATE	OPPONENT	UT	AT	TT	TFL	SK	FF	FR	PD	INT	QBH
8/31/19	Ole Miss				Did Not Play						
9/7/19	Southern				Did Not Play						
9/14/19	at S. Alabama				Did Not Play						
9/26/19	Navy				Did Not Play						
10/5/19	at ULM	0	0	0	0-0	0-0	0	0-0	0	0-0	0
10/12/19	at Temple	0	0	0	0-0	0-0	0	0-0	0	0-0	0
10/19/19	Tulane	0	0	0	0-0	0-0	0	0-0	0	0-0	0
10/26/19	at Tulsa	0	0	0	0-0	0-0	0	0-0	0	0-0	0
11/2/19	SMU	0	1	1	0-0	0-0	0	0-0	0	0-0	0
11/16/19	at Houston	0	1	1	0-0	0-0	0	0-0	0	0-0	0
11/23/19	at USF	0	0	0	0-0	0-0	0	0-0	0	0-0	0



#81 JAVON IVORY | WIDE RECEIVER

FRESHMAN | HS | 6-2 | 196

GROVE HILL, ALA.

CLARKE COUNTY HS

MAJOR: MECHANICAL ENGINEERING

CAREER

Made collegiate debut against Southern.

RECEIVING

YEARS	GP/GS	REC	YARDS	TD	LONG	REC/G	AVG/C	AVG/G
2019	1/0	0	0	0.0	0	0	0.0	0.0
TOTAL	1/0	0	0	0.0	0	0	0.0	0.0

RECEIVING GAME-BY-GAME

DATE	OPPONENT	NO	YDS	AVG	TD	LG
8/31/19	Ole Miss			Did Not Play		
9/7/19	Southern	0	0	0.0	0	0
9/14/19	at S. Alabama			Did Not Play		
9/26/19	Navy			Did Not Play		
10/5/19	at ULM			Did Not Play		
10/12/19	at Temple			Did Not Play		
10/19/19	Tulane			Did Not Play		
10/26/19	at Tulsa			Did Not Play		
11/2/19	SMU			Did Not Play		
11/16/19	at Houston			Did Not Play		
11/23/19	at USF			Did Not Play		



#36 QUINDELL JOHNSON | DEFENSIVE BACK

R-FRESHMAN | RS | 6-1 | 194

NEW ORLEANS, LA.

EDNA KARR HS

MAJOR: MANAGEMENT

- Glenn Jones Defensive Scout Team Player of the Year (2018)

CAREER

Returns for his second year after a redshirt season in 2018 ... Has seen action in 12 games ... Made first career start at Tulsa ... Has made 47 total tackles (38 solo), two INT, 2.5 TFL and six pass breakups ... Has four years of eligibility remaining.

CAREER HIGHS

Tackles 12, at Tulsa, Oct. 26, 2019
Tackles for Loss 1 vs Ole Miss, Aug. 31, 2019
Quarterback Hurries 1, at South Alabama, Sept. 14, 2019
Pass Breakups 1, 5x, last at Tulsa, Oct. 26, 2019
Interceptions 1, 2x, last vs Tulane, Oct. 19, 2019

TACKLES


YEAR	GP/GS	UA	A	TOTAL	TFL	TFLY	PD	FF	FR	BLK
2018	1/0	0	0	0	0.0	0	0	0	0	0
2019	11/2	38	9	47	2.5	2	6	0	0	1
Total	12/2	38	9	47	2.5	2	6	0	0	1

INTERCEPTIONS

YEAR	GP/GS	NO	Yards	TD	Long	Avg/R	Avg/G
2018	1/0	0	0	0	0	0.0	0.0
2019	11/4	2	0	0	0	0.0	0.0
Total	12/4	2	0	0	0	0.0	0.0

DEFENSE GAME-BY-GAME

DATE	OPPONENT	UT	AT	TT	TFL	SK	FF	FR	PD	INT	QBH
8/31/19	Ole Miss	4	0	4	1-1	0-0	0	0-0	0	1-0	0
9/7/19	Southern	1	0	1	0-0	0-0	0	0-0	0	0-0	0
9/14/19	at S. Alabama	2	1	3	0-0	0-0	0	0-0	1	0-0	1
9/26/19	Navy	2	1	3	0-0	0-0	0	0-0	0	0-0	0
10/5/19	at ULM	4	1	5	0-0	0-0	0	0-0	0	0-0	0
10/12/19	at Temple	4	1	5	0-0	0-0	0	0-0	1	0-0	0
10/19/19	Tulane	2	0	2	0-0	0-0	0	0-0	0	1-0	0
10/26/19*	at Tulsa	8	4	12	0.5-0	0-0	0	0-0	1	0-0	0
11/2/19*	SMU	4	0	4	1-1	0-0	0	0-0	1	0-0	0
11/16/19*	at Houston	1	1	2	0-0	0-0	0	0-0	0	0-0	0
11/23/19*	at USF	6	0	6	0-0	0-0	0	0-0	0	0-0	0



#13 KEDARIAN JONES | WIDE RECEIVER

R-SENIOR | 3L | 6-1 | 191

DALLAS, TEXAS

KIMBALL HS

MAJOR: INTERDISCIPLINARY STUDIES

CAREER

Has played in 44 games, making 10 starts ... Has 44 receptions for 669 yards and five TD ... Has a career-long reception of 65 yards ... Has 10 multi-catch games ... Also has two total tackles (1 solo) and one forced fumble as a member of the special teams unit.

HONORS (ACADEMIC/ATHLETIC)

Tiger 3.0 Club for the 2018 spring semester.

CAREER HIGHS

Receptions..... 6, 2x, last at USF, Nov. 23, 2019
Receiving Yards..... 99, at USF, Nov. 23, 2019
Long Reception..... 65, vs Southern, Sept. 7, 2019
Receiving Touchdowns 1, 6x, last at USF, Nov. 23, 2019
All-Purpose Yards..... 99, at USF, Nov. 23, 2019

RECEIVING

YEARS	GP/GS	REC	YARDS	TD	LONG	REC/G	AVG/C	AVG/G
2016	8/2	7	121	1	43	0.9	17.3	15.1
2017	13/0	8	152	1	37	0.6	19.0	11.7
2018	14/1	9	90	1	15	0.6	10.0	6.4
2019	11/8	32	465	3	65	2.9	14.5	42.3
TOTAL	46/11	56	828	6	65	1.2	14.8	18.0

RECEIVING GAME-BY-GAME

DATE	OPPONENT	NO	YDS	AVG	TD	LG
9/24/16	Bowling Green	1	19	19.0	0	19
10/14/16	at Tulane	0	0	0.0	0	0
10/22/16	at Navy	0	0	0.0	0	0
10/29/16	Tulsa	2	20	10.0	1	12
11/5/16*	at SMU	2	55	27.5	0	43
11/12/16*	USF	0	0	0.0	0	0
11/18/16	at Cincinnati	Did Not Play				
11/25/16	Houston	2	27	13.5	0	22
12/20/16	vs W. Kentucky	0	0	0.0	0	0
8/31/17	ULM	1	16	16.0	0	16
9/16/17	UCLA	0	0	0	0	0
9/23/17	SIU	1	21	21.0	0	21
9/30/17	at UCF	1	6	6.0	0	6
10/6/17	at UConn	0	0	0.0	0	0
10/14/17	Navy	0	0	0.0	0	0
10/19/17	at Houston	1	28	28.0	0	28
10/27/17	Tulane	1	37	37.0	1	37
11/3/17	at Tulsa	1	10	10.0	0	10
11/19/17	SMU	1	12	12.0	0	12
11/25/17	ECU	0	0	0.0	0	0
12/2/17	at UCF	0	0	0.0	0	0
12/30/17	vs Iowa State	1	22	0.0	0	22
9/1/18	Mercer	1	3	3.0	1	3
9/8/18	at Navy	0	0	0.0	0	0
9/14/18*	Georgia State	0	0	0.0	0	0
9/22/18	South Alabama	1	1	1.0	0	1
9/28/18	at Tulane	0	0	0.0	0	0
10/6/18	UConn	0	0	0.0	0	0
10/13/18	UCF	1	11	11.0	0	11
10/20/18	at Missouri	1	15	15.0	0	15
11/3/18	at ECU	0	0	0.0	0	0
11/10/18	Tulsa	1	12	12.0	0	12
11/16/18	at SMU	4	48	14.0	0	14
11/23/18	Houston	0	0	0.0	0	0
12/1/18	at UCF	0	0	0.0	0	0
12/22/18	vs Wake Forest	0	0	0.0	0	0
8/31/19	Ole Miss	2	14	7.0	0	14
9/7/19*	Southern	2	75	37.5	0	65
9/14/19	at S. Alabama	2	17	8.5	1	15
9/26/19	Navy	4	36	9.0	1	13
10/5/19*	at ULM	2	18	9.0	0	15
10/12/19*	at Temple	4	75	18.8	0	43
10/19/19*	Tulane	1	15	15.0	0	15
10/26/19*	at Tulsa	2	47	23.5	0	43
11/2/19*	SMU	1	9	9.0	0	9

11/16/19*	at Houston	6	60	10.0	0	20
11/23/19*	at USF	6	99	16.5	1	50



#52 PEYTON JONES | OFFENSIVE LINE

R-SENIOR | 3L | 6-6 | 302

MEMPHIS, TENN.

MEMPHIS UNIVERSITY SCHOOL

MAJOR: PROFESSIONAL STUDIES

CAREER

Has played in 26 games ... Has seen most of his playing time on special teams ... Has one solo stop ... Redshirted in 2015 and has one season of eligibility remaining.

HONORS (ACADEMIC/ATHLETIC)

Tiger 3.0 Club for the 2016 spring semester and 2019 spring semester.

CAREER HIGHS


Offensive Plays..... 11, vs Southern, Sept. 7, 2019

OFFENSIVE LINE

YEAR	GAMES/STARTS	PLAYS/TOTAL TEAM PLAYS
2016	2/0	Special Teams
2017	9/0	0/941
2018	13/0	Special Teams - 0/1028
2019	2/0	11/152
Total	26/0	11/2121

OFFENSIVE LINE GAME-BY-GAME

DATE	OPPONENT	POSITION - PLAYS
10/6/17	at UConn	Special Teams
10/14/17	Navy	Special Teams
10/19/17	at Houston	Special Teams
10/27/17	Tulane	Special Teams
11/3/17	at Tulsa	Special Teams
11/18/17	SMU	Special Teams
11/25/17	ECU	Special Teams
12/30/17	vs ISU	Special Teams
9/1/18	Mercer	Special Teams
9/8/18	at Navy	Special Teams
9/15/18	Georgia State	Special Teams
9/22/18	South Alabama	Special Teams
9/28/18	at Tulane	Special Teams
10/6/18	UConn	Special Teams
10/13/18	UCF	Special Teams
10/20/18	at Missouri	Special Teams
11/3/18	at ECU	Special Teams
11/10/18	Tulsa	Special Teams
11/16/18	at SMU	Special Teams
11/23/18	Houston	Special Teams
12/1/18	at UCF	Special Teams
12/22/18	vs Wake Forest	Special Teams
8/31/19	Ole Miss	Special Teams
9/7/19	Southern	Right Guard - 11/70 and Special Teams
9/14/19	at S. Alabama	Did Not Play
9/26/19	Navy	Did Not Play
10/5/19	at ULM	Did Not Play
10/12/19	at Temple	Did Not Play
10/19/19	Tulane	Did Not Play
10/26/19	at Tulsa	Did Not Play
11/2/19	SMU	Did Not Play
11/16/19	at Houston	Did Not Play
11/23/19	at USF	Did Not Play

**#73 TITUS JONES | OFFENSIVE LINE**

R-FRESHMAN | SQ | 6-4 | 295
 NEW ORLEANS, LA.
 EDNA KARR HS
 MAJOR: BUSINESS ECONOMICS

CAREER

Returns for his second season after a redshirt season in 2018 ... Has four years of eligibility remaining.

CAREER HIGHS

Offensive Plays..... 20, at USF, Nov. 23, 2019

OFFENSIVE LINE

YEAR	GAMES/STARTS	PLAYS/TOTAL TEAM PLAYS
2019	9/0	52/757
Total	9/0	52/757

OFFENSIVE LINE GAME-BY-GAME

DATE	OPPONENT	POSITION - PLAYS
8/31/19	Ole Miss	Did Not Play
9/7/19	Southern	Right Tackle - 11/70 & Special Teams
9/14/19	at S. Alabama	Left Guard - 14/67
9/26/19	Navy	Did Not Play
10/5/19	at ULM	Special Teams
10/12/19	at Temple	Special Teams
10/19/19	Tulane	Left Tackle - 7/66
10/26/19	at Tulsa	Special Teams
11/2/19	SMU	Special Teams
11/16/19	at Houston	Special Teams
11/23/19	at USF	Left Guard - 20/89

**#36 LADARIUS JORDAN | DEFENSIVE BACK**

R-SENIOR | 1L | 5-10 | 174
 CORDOVA, TENN.
 ST. BENEDICT AT AUBURNDALE
 MAJOR: INTERDISCIPLINARY STUDIES

CAREER

Has seen action in four games ... Has one solo stop.

CAREER HIGHS

Tackles 1, vs ECU, Nov. 25, 2017
 Pass Breakups..... 1, vs ECU, Nov. 25, 2017

TACKLES

YEAR	GP/GS	UA	A	TOTAL	TFL	TFLY	PD	FF	FR	BLK
2017	1/0	1	0	1	0.0	0	1	0	0	0
2019	3/0	0	0	0	0.0	0	0	0	0	0
Total	4/0	1	0	1	0.0	0	1	0	0	0

DEFENSE GAME-BY-GAME

DATE	OPPONENT	UT	AT	TT	TFL	SK	FF	FR	PD	INT	QBH
11/25/17	ECU	1	0	1	0-0	0-0	0	0-0	1	0-0	0
8/31/19	Ole Miss	0	0	0	0-0	0-0	0	0-0	0	0-0	0
9/7/19	Southern				Did Not Play						
9/14/19	at S. Alabama	0	0	0	0-0	0-0	0	0-0	0	0-0	0
9/26/19	Navy	0	0	0	0-0	0-0	0	0-0	0	0-0	0
10/5/19	at ULM				Did Not Play						
10/12/19	at Temple				Did Not Play						
10/19/19	Tulane				Did Not Play						
10/26/19	at Tulsa				Did Not Play						
11/2/19	SMU				Did Not Play						
11/16/19	at Houston				Did Not Play						
11/23/19	at USF				Did Not Play						

**#10 MORRIS JOSEPH | DEFENSIVE LINE**

JUNIOR | TR | 6-2 | 275
 ORANGE, TEXAS
 WEST ORANGE-STARK HS/IOWA WESTERN CC
 MAJOR:

CAREER

Has seen action in nine games ... Made Memphis debut against Ole Miss.

CAREER HIGHS

Tackles 6, vs Navy, Sept. 26, 2019
 Tackles for Loss..... 1, 3x, last at Houston, Nov. 16, 2019
 Sacks..... 1, 2x, last at Houston, Nov. 16, 2019

TACKLES

YEAR	GP/GS	UA	A	TOTAL	TFL	TFLY	PD	FF	FR	BLK
2019	11/0	10	9	19	3.0	13	0	0	0	0
Total	11/0	10	9	19	3.0	13	0	0	0	0

DEFENSE GAME-BY-GAME

DATE	OPPONENT	UT	AT	TT	TFL	SK	FF	FR	PD	INT	QBH
8/31/19	Ole Miss	0	0	0	0-0	0-0	0	0-0	0	0-0	0
9/7/19	Southern	2	0	2	1-5	0-0	0	0-0	0	0-0	0
9/14/19	at S. Alabama	0	1	1	0-0	0-0	0	0-0	0	0-0	0
9/26/19	Navy	3	3	6	1-7	1-7	0	0-0	0	0-0	0
10/5/19	at ULM	0	2	2	0-0	0-0	0	0-0	0	0-0	0
10/12/19	at Temple	2	0	2	0-0	0-0	0	0-0	0	0-0	0
10/19/19	Tulane	0	1	1	0-0	0-0	0	0-0	0	0-0	0
10/26/19	at Tulsa	0	2	2	0-0	0-0	0	0-0	0	0-0	0
11/2/19	SMU	0	0	0	0-0	0-0	0	0-0	0	0-0	0
11/16/19	at Houston	2	0	2	1-1	1-1	0	0-0	0	0-0	0
11/23/19	at USF	1	0	1	0-0	0-0	0	0-0	0	0-0	0

**#22 TYREZ LINDSEY | DEFENSIVE BACK**

R-JUNIOR | 2L | 6-2 | 218
 DOTHAN, ALA.
 DOTHAN HS
 MAJOR: PROFESSIONAL STUDIES

CAREER

Has seen action in 34 games, making 18 starts ... Has 116 total stops (67 solo) ... Has 21 multi-tackle games, including three double-digit tackle performances ... Has two TFL, two PBU and one fumble recovery ... Redshirted the 2016 season and has two years of eligibility remaining.

HONORS (ACADEMIC/ATHLETIC)

2016-17 American Athletic Conference All-Academic Team.

CAREER HIGHS

Tackles 13, at Tulane, Sept. 28, 2018
 Tackles for Loss..... 1, 2x, last vs South Alabama, Sept. 22, 2018
 Pass Breakups..... 1, 2x, last vs Houston, Nov. 23, 2018
 Fumble Recoveries 1, at Navy, Sept. 8, 2018

TACKLES

YEAR	GP/GS	UA	A	TOTAL	TFL	TFLY	PD	FF	FR	BLK
2017	11/4	24	15	39	0.0	0	0	0	0	0
2018	14/14	40	31	71	2.0	4	2	0	1	0
2019	11/0	3	3	6	0.0	0	0	0	0	0
Total	36/18	67	49	116	2.0	4	2	0	1	0

DEFENSE GAME-BY-GAME

DATE	OPPONENT	UT	AT	TT	TFL	SK	FF	FR	PD	INT	QBH
8/31/17	ULM	0	0	0	0-0	0-0	0	0-0	0	0-0	0
9/16/17	UCLA	0	1	1	0-0	0-0	0	0-0	0	0-0	0
9/23/17	SIU	1	0	1	0-0	0-0	0	0-0	0	0-0	0
9/30/17*	at UCF	2	4	6	0-0	0-0	0	0-0	0	0-0	0
10/6/17*	at UConn	4	1	5	0-0	0-0	0	0-0	0	0-0	0
10/14/17*	Navy	2	2	4	0-0	0-0	0	0-0	0	0-0	0

10/19/17*	at Houston	1	2	3	0-0	0-0	0	0-0	0	0-0	0
10/28/17	Tulane	0	0	0	0-0	0-0	0	0-0	0	0-0	0
11/3/17	at Tulsa	1	1	2	0-0	0-0	0	0-0	0	0-0	0
11/18/17	SMU				Did Not Play						
11/25/17	ECU	4	2	6	0-0	0-0	0	0-0	0	0-0	0
12/2/17	at UCF	9	2	11	0-0	0-0	0	0-0	0	0-0	0
12/30/17	vs Iowa State				Did Not Play						
9/1/18	Mercer	0	1	1	0-0	0-0	0	0-0	0	0-0	0
9/8/18*	at Navy	6	3	9	1-0	0-0	0	1-0	0	0-0	0
9/14/18*	Georgia State	3	3	6	0-0	0-0	0	0-0	0	0-0	0
9/22/18*	S Alabama	2	0	2	1-4	0-0	0	0-0	0	0-0	0
9/28/18*	at Tulane	6	7	13	0-0	0-0	0	0-0	0	0-0	0
10/6/18*	UConn	1	3	4	0-0	0-0	0	0-0	1	0-0	0
10/13/18*	UCF	2	2	4	0-0	0-0	0	0-0	0	0-0	0
10/20/18*	at Missouri	5	1	6	0-0	0-0	0	0-0	0	0-0	0
11/3/18*	at ECU	5	6	11	0-0	0-0	0	0-0	0	0-0	0
11/10/18*	Tulsa	1	1	2	0-0	0-0	0	0-0	0	0-0	0
11/16/18*	at SMU	2	0	2	0-0	0-0	0	0-0	0	0-0	0
11/23/18*	Houston	1	0	1	0-0	0-0	0	0-0	1	0-0	0
12/1/18*	at UCF	1	3	4	0-0	0-0	0	0-0	0	0-0	0
12/22/18*	vs Wake Forest	5	1	6	0-0	0-0	0	0-0	0	0-0	0
8/31/19	Ole Miss	1	0	1	0-0	0-0	0	0-0	0	0-0	0
9/7/19	Southern	0	0	0	0-0	0-0	0	0-0	0	0-0	0
9/14/19	at S. Alabama	0	0	0	0-0	0-0	0	0-0	0	0-0	0
9/26/19	Navy	2	0	2	0-0	0-0	0	0-0	0	0-0	0
10/5/19	at ULM	0	0	0	0-0	0-0	0	0-0	0	0-0	0
10/12/19	at Temple	0	2	2	0-0	0-0	0	0-0	0	0-0	0
10/19/19	Tulane	0	0	0	0-0	0-0	0	0-0	0	0-0	0
10/26/19	at Tulsa	0	0	0	0-0	0-0	0	0-0	0	0-0	0
11/2/19	SMU	0	1	1	0-0	0-0	0	0-0	0	0-0	0
11/16/19	at Houston	0	0	0	0-0	0-0	0	0-0	0	0-0	0
11/23/19	at USF	0	0	0	0-0	0-0	0	0-0	0	0-0	0



#86 JOEY MAGNIFICO | TIGHT END

R-SENIOR | 3L | 6-4 | 240

CORDOVA, TENN.

ST. BENEDICT AT AUBURNDALE

MAJOR: SPORT AND LEISURE MANAGEMENT

- Mackey Award Watch List (2019)
- Reese's Senior Bowl Watch List (2019)
- American Athletic Conference All-Conference Second Team (2017)

CAREER

Has played in 49 games, making 31 starts ... Has 69 receptions for 1,061 yards and 12 TD ... Has 14 games with two or more receptions ... Has a career-long reception of 58 yards ... Has one solo tackle ... Became just the second tight end in program history to have 1,000-plus yards receiving.

HONORS (ACADEMIC/ATHLETIC)

Dean's List for 2018 fall semester ... Tiger 3.0 Club for the 2017 fall, 2018 fall and 2019 spring semesters ... 2017 All-American Athletic Conference second team ... 2018-19 American Athletic Conference All-Academic Team.

CAREER HIGHS


Receptions.....	6, 2x, last at Temple, Oct. 12, 2019
Receiving Yards.....	87, at Temple, Oct. 12, 2019
Long Reception.....	58, at South Alabama, Sept. 14, 2019
All-Purpose Yards.....	87, at Temple, Oct. 12, 2019
Touchdowns	2 at SMU, Nov. 16, 2018
Kick Returns.....	1, 4x, last at UCF, Sept. 30, 2017

RECEIVING

YEARS	GP/GS	REC	YARDS	TD	LONG	REC/G	AVG/C	AVG/G
2016	13/3	9	85	2	15	0.7	9.4	6.5
2017	13/8	21	280	3	25	1.6	13.3	21.5
2018	14/12	21	363	5	44	1.5	17.3	25.9
2019	11/10	19	332	2	58	1.7	17.5	30.2
TOTAL	51/33	70	1060	12	58	1.4	15.1	20.8

RECEIVING GAME-BY-GAME

DATE	OPPONENT	NO	YDS	AVG	TD	LG
9/3/16	SEMO	1	11	11.0	0	11
9/17/16*	Kansas	1	15	15.0	0	15
9/24/16	Bowling Green	0	0	0.0	0	0
10/1/16	at Ole Miss	1	14	14.0	0	14
10/6/16	Temple	0	0	0.0	0	0
10/14/16	at Tulane	0	0	0.0	0	0
10/22/16	at Navy	1	9	0.0	0	9
10/29/16	Tulsa	0	0	0.0	0	0
11/5/16	at SMU	2	8	4.0	1	4
11/12/16	USF	0	0	0.0	0	0
11/18/16	at Cincinnati	1	2	2.0	1	2
11/25/16 *	Houston	2	26	13.0	0	14
12/20/16 *	vs W. Kentucky	0	0	0.0	0	0
8/31/17*	ULM	1	20	20.0	0	20
9/16/17*	UCLA	6	83	13.8	1	25
9/23/17*	SIU	3	28	9.3	1	13
9/30/17	at UCF	1	21	21.0	0	21
10/6/17*	at UConn	3	30	10.0	1	22
10/14/17*	Navy	1	21	21.0	0	21
10/19/17	at Houston	2	29	14.5	0	25
10/27/17	Tulane	0	0	0.0	0	0
11/3/17*	at Tulsa	3	24	8.0	0	12
11/18/17	SMU	1	24	24.0	0	24
11/25/17	ECU	0	0	0.0	0	0
12/2/17*	at UCF	0	0	0.0	0	0
12/30/17*	vs Iowa State	0	0	0.0	0	0
9/1/18	Mercer	2	10	5.0	0	7
9/8/18*	at Navy	0	0	0.0	0	0
9/14/18	Georgia State	1	8	8.0	0	8
9/22/18*	S Alabama	2	52	26.0	0	35



#56 CORTEZE LOVE | DEFENSIVE END

R-FRESHMAN | 1L | 6-3 | 236

MEMPHIS, TENN.

LAUSANNE COLLEGIATE SCHOOL

MAJOR: CRIMINOLOGY AND CRIMINAL JUSTICE

CAREER

Returns for his second season after a redshirt season in 2018 ... Has played in six games ... Has three total tackles (1 solo) and 0.5 TFL ... Has four years of eligibility remaining.

CAREER HIGHS

Tackles 2, vs Mercer, Sept. 1, 2018

Tackles for Loss..... 0.5, vs Mercer, Sept. 1, 2018


TACKLES

YEAR	GP/GS	UA	A	TOTAL	TFL	TFLY	PD	FF	FR	BLK
2018	3/0	1	2	3	0.5	1	0	0	0	0
2019	3/0	0	0	0	0.0	0	0	0	0	0
Total	6/0	1	2	3	0.5	1	0	0	0	0

DEFENSE GAME-BY-GAME

DATE	OPPONENT	UT	AT	TT	TFL	SK	FF	FR	PD	INT	QBH
9/1/18	Mercer	0	2	2	0.5-1	0-0	0	0-0	0	0-0	0
9/8/18	at Navy				Did Not Play						
9/14/18	Georgia State	0	0	0	0-0	0-0	0	0-0	0	0-0	0
9/22/18	S Alabama				Did Not Play						
9/28/18	at Tulane				Did Not Play						
10/6/18	UConn	1	0	1	0-0	0-0	0	0-0	0	0-0	0
10/13/18	UCF				Did Not Play						
10/20/18	at Missouri				Did Not Play						
11/3/18	at ECU				Did Not Play						
11/10/18	Tulsa				Did Not Play						
11/16/18	at SMU				Did Not Play						
11/23/18	Houston				Did Not Play						
12/1/18	at UCF				Did Not Play						
12/22/18	vs Wake Forest				Did Not Play						
8/31/19	Ole Miss				Did Not Play						
9/7/19	Southern	0	0	0	0-0	0-0	0	0-0	0	0-0	0
9/14/19	at S. Alabama	0	0	0	0-0	0-0	0	0-0	0	0-0	0
9/26/19	Navy	0	0	0	0-0	0-0	0	0-0	0	0-0	0
10/5/19	at ULM				Did Not Play						
10/12/19	at Temple				Did Not Play						
10/19/19	Tulane				Did Not Play						

9/28/18*	at Tulane	1	12	12.0	0	12
10/6/18*	UConn	1	44	44.0	1	44
10/13/18*	UCF	1	12	12.0	0	12
10/20/18*	at Missouri	0	0	0.0	0	0
11/3/18*	at ECU	2	65	32.5	0	37
11/10/18*	Tulsa	1	5	5.0	1	5
11/16/18*	at SMU	5	43	8.6	2	16
11/23/18*	Houston	1	9	9.0	1	9
12/1/18*	at UCF	2	54	27.0	0	41
12/22/18*	vs Wake Forest	2	49	24.5	0	44
8/31/19*	Ole Miss	0	0	0.0	0	0
9/7/19*	Southern	3	74	24.7	0	45
9/14/19	at S. Alabama	1	58	58.0	0	58
9/26/19*	Navy	0	0	0.0	0	0
10/5/19*	at ULM	2	48	24.0	0	31
10/12/19*	at Temple	6	87	14.5	0	36
10/19/19*	Tulane	3	31	10.3	1	22
10/26/19*	at Tulsa	1	5	5.0	1	5
11/2/19*	SMU	2	30	15.0	0	19
11/16/19*	at Houston	1	-1	-1.0	0	0
11/23/19	at USF	0	0	0.0	0	0

**#26 CADE MASHBURN | LINEBACKER****R-SOPHOMORE | 1L | 6-2 | 225****NORMAN, OKLA.****NORMAN NORTH HS****MAJOR: MARKETING MANAGEMENT****CAREER**

Member of the team for two seasons ... Saw first season of on-field action in 2018 after redshirting in 2017 ... Has seen action in eight games ... Has three total tackles (2 solo) ... Has three years of eligibility remaining.

HONORS (ACADEMIC/ATHLETIC)

2017-18, 2018-19 American Athletic Conference All-Academic Team ... Dean's List for the 2017 fall semester ... Tiger 3.0 Club for the 2017 fall and 2018 fall semesters.

CAREER HIGHS

Tackles 2, vs UConn, Oct. 6, 2018

TACKLES

YEAR	GP/GS	UA	A	TOTAL	TFL	TFLY	PD	FF	FR	BLK
2018	6/0	2	1	3	0.0	0	0	0	0	0
2019	2/0	0	0	0	0.0	0	0	0	0	0
Total	8/0	2	1	3	0.0	0	0	0	0	0

DEFENSE GAME-BY-GAME

DATE	OPPONENT	UT	AT	TT	TFL	SK	FF	FR	PD	INT	QBH
9/1/18	Mercer	0	0	0	0-0	0-0	0	0-0	0	0-0	0
9/8/18	at Navy				Did Not Play						
9/14/18	Georgia State	0	0	0	0-0	0-0	0	0-0	0	0-0	0
9/22/18	S Alabama				Did Not Play						
9/28/18	at Tulane				Did Not Play						
10/6/18	UConn	1	1	2	0-0	0-0	0	0-0	0	0-0	0
10/13/18	UCF				Did Not Play						
10/20/18	at Missouri	0	0	0	0-0	0-0	0	0-0	0	0-0	0
11/3/18	at ECU				Did Not Play						
11/10/18	Tulsa	1	0	1	0-0	0-0	0	0-0	0	0-0	0
11/16/18	at SMU				Did Not Play						
11/23/18	Houston				Did Not Play						
12/1/18	at UCF	0	0	0	0-0	0-0	0	0-0	0	0-0	0
12/22/18	vs Wake Forest	0	0	0	0-0	0-0	0	0-0	0	0-0	0
8/31/19	Ole Miss				Did Not Play						
9/7/19	Southern	0	0	0	0-0	0-0	0	0-0	0	0-0	0
9/14/19	at S. Alabama				Did Not Play						
9/26/19	Navy	0	0	0	0-0	0-0	0	0-0	0	0-0	0
10/5/19	at ULM				Did Not Play						
10/12/19	at Temple				Did Not Play						
10/19/19	Tulane				Did Not Play						
10/26/19	at Tulsa				Did Not Play						
11/2/19	SMU				Did Not Play						
11/16/19	at Houston				Did Not Play						
11/23/19	at USF				Did Not Play						

**#46 COLE MASHBURN | DEFENSIVE END****FRESHMAN | HS | 6-3 | 240****NORMAN, OKLA.****NORMAN NORTH HS****MAJOR: HEALTH PROFESSION****CAREER**

Made collegiate debut against Ole Miss in 2019 ... Has played in four games ... Enrolled in the University in January of 2019 ... Participated in spring drills.

CAREER HIGHS

Tackles 1, 2x, last vs Southern, Sept. 7, 2019

TACKLES

YEAR	GP/GS	UA	A	TOTAL	TFL	TFLY	PD	FF	FR	BLK
2019	4/0	2	0	2	0.0	0	0	0	0	0
Total	4/0	2	0	2	0.0	0	0	0	0	0

DEFENSE GAME-BY-GAME

DATE	OPPONENT	UT	AT	TT	TFL	SK	FF	FR	PD	INT	QBH
8/31/19	Ole Miss	1	0	1	0-0	0-0	0	0-0	0	0-0	0
9/7/19	Southern	1	0	1	0-0	0-0	0	0-0	0	0-0	1
9/14/19	at S. Alabama	0	0	0	0-0	0-0	0	0-0	0	0-0	0
9/26/19	Navy	0	0	0	0-0	0-0	0	0-0	0	0-0	0
10/5/19	at ULM				Did Not Play						
10/12/19	at Temple				Did Not Play						
10/19/19	Tulane				Did Not Play						
10/26/19	at Tulsa				Did Not Play						
11/2/19	SMU				Did Not Play						
11/16/19	at Houston				Did Not Play						
11/23/19	at USF				Did Not Play						

**#49 TREYSEN NEAL | LONG SNAPPER****SOPHOMORE | 1L | 5-9 | 222****LAKE ST. LOUIS, MO.****WENTZVILLE LIBERTY HS****MAJOR: HEALTH STUDIES****CAREER**

Has played in 23 games, seeing action primarily as the squad's long snapper ... Has one solo tackle ... Has three years of eligibility remaining.

HONORS (ACADEMIC/ATHLETIC)

Dean's List for 2019 spring semester ... Tiger 3.0 Club for 2018 fall and 2019 spring semesters ... 2018-19 American Athletic Conference All-Academic Team.

SNAPS

YEAR	GP	PATs	FGs	Punts
2018	14/0	79	20	46
2019	11/0	56	14	28
Total	25/0	136	34	74

TACKLES

YEAR	GP/GS	UA	A	TOTAL	TFL	TFLY	PD	FF	FR	BLK
2018	14/0	1	0	1	0.0	0	0	0	0	0
2019	11/0	1	0	1	0.0	0	0	0	0	0
Total	25/0	2	0	2	0.0	0	0	0	0	0

SNAPS GAME BY-GAME

DATE	OPPONENT	PATs	FGs	Punts
9/1/18	Mercer	9	1	2
9/8/18	at Navy	3	0	5
9/14/18	Georgia State	8	1	0
9/22/18	S Alabama	7	2	0
9/28/18	at Tulane	3	1	0
10/6/18	UConn	8	1	1
10/13/18	UCF	3	3	5
10/20/18	at Missouri	4	2	2
11/3/18	at ECU	8	1	5
11/10/18	Tulsa	6	2	4

11/16/18	at SMU	4	1	4
11/23/18	Houston	7	1	5
12/1/18	at UCF	5	3	5
12/22/18	vs Wake Forest	4	1	8
8/31/19	Ole Miss	1	0	6
9/7/19	Southern	7	2	1
9/14/19	at S. Alabama	4	2	2
9/26/19	Navy	5	1	4
10/5/19	at ULM	5	1	3
10/12/19	at Temple	4	0	1
10/19/19	Tulane	5	2	3
10/26/19	at Tulsa	6	1	3
11/2/19	SMU	6	4	2
11/16/19	at Houston	6	1	1
11/23/19	at USF	7	0	2

DEFENSE GAME-BY-GAME

DATE	OPPONENT	UT	AT	TT	TFL	SK	FF	FR	PD	INT	QBH
9/1/18	Mercer	0	0	0	0-0	0-0	0	0	0	0	0
9/8/18	at Navy	1	0	1	0-0	0-0	0	0	0	0	0
9/14/18	Georgia State	0	0	0	0-0	0-0	0	0	0	0	0
9/22/18	S Alabama	0	0	0	0-0	0-0	0	0	0	0	0
9/28/18	at Tulane	0	0	0	0-0	0-0	0	0	0	0	0
10/6/18	UConn	0	0	0	0-0	0-0	0	0	0	0	0
10/13/18	UCF	0	0	0	0-0	0-0	0	0	0	0	0
10/20/18	at Missouri	0	0	0	0-0	0-0	0	0	0	0	0
11/3/18	at ECU	0	0	0	0-0	0-0	0	0	0	0	0
11/10/18	Tulsa	0	0	0	0-0	0-0	0	0	0	0	0
11/16/18	at SMU	0	0	0	0-0	0-0	0	0	0	0	0
11/23/18	Houston	0	0	0	0-0	0-0	0	0	0	0	0
12/1/18	at UCF	0	0	0	0-0	0-0	0	0	0	0	0
12/22/18	vs Wake Forest	0	0	0	0-0	0-0	0	0	0	0	0



#6 KAYODE OLADELE | DEFENSIVE LINE
R-FRESHMAN | SQ | 6-5 | 251
MIAMI, FLA.
CHAMPAGNAT CATHOLIC HS
MAJOR: THEATRE

CAREER

Returns for his second year after a redshirt season in 2018 ... Has four years of eligibility remaining.

TACKLES

YEAR	GP/GS	UA	A	TOTAL	TFL	TFLY	PD	FF	FR	BLK
2019	1/0	0	0	0	0.0	0	0	0	0	0
Total	1/0	0	0	0	0.0	0	0	0	0	0

DEFENSE GAME-BY-GAME

DATE	OPPONENT	UT	AT	TT	TFL	SK	FF	FR	PD	INT	QBH
8/31/19	Ole Miss										
9/7/19	Southern										
9/14/19	at S. Alabama										
9/26/19	Navy										
10/5/19	at ULM										
10/12/19	at Temple										
10/19/19	Tulane	0	0	0	0-0	0-0	0	0-0	0	0-0	0
10/26/19	at Tulsa										
11/2/19	SMU										
11/16/19	at Houston										
11/23/19	at USF										



#67 MANUEL ORONA-LOPEZ | OFFENSIVE LINE
R-JUNIOR | 1L | 6-3 | 289
PHOENIX, ARIZ.
BROWNE HS/GLENDALE CC
MAJOR: INTERDISCIPLINARY STUDIES

CAREER

Returns for his second year after a redshirt season in 2018 ... Has played in 12 games with nine starts ... Has seen action on 528 snaps ... Has two years of

eligibility remaining.

HONORS (ACADEMIC/ATHLETIC)

Tiger 3.0 Club for 2018 fall and 2019 spring semesters ... 2018-19 American Athletic Conference All-Academic Team.

CAREER HIGHS

Offensive Plays..... 77, vs Ole Miss, Aug. 31, 2019

OFFENSIVE LINE

YEAR	GAMES/STARTS	PLAYS/TOTAL TEAM PLAYS
2018	3/0	23/199
2019	11/11	637/757
Total	14/11	660/956

OFFENSIVE LINE GAME-BY-GAME

DATE	OPPONENT	POSITION - PLAYS
9/1/18	Mercer	Did Not Play
9/8/18	at Navy	Did Not Play
9/14/18	Georgia State	Right Guard - 5/62
9/22/18	South Alabama	Did Not Play
9/28/18	at Tulane	Did Not Play
10/6/18	UConn	Right Guard - 11/59
10/13/18	UCF	Did Not Play
10/20/18	at Missouri	Did Not Play
11/3/18	at ECU	Did Not Play
11/10/18	Tulsa	Right Guard - 7/78
11/16/18	at SMU	Did Not Play
11/23/18	Houston	Did Not Play
12/1/18	at UCF	Did Not Play
12/22/18	vs Wake Forest	Did Not Play
8/31/19*	Ole Miss	Right Guard - 77/82
9/7/19*	Southern	Right Guard/Center - 59/70
9/14/19*	at S. Alabama	Right Guard - 35/67
9/26/19*	Navy	Right Guard - 43/43
10/5/19*	at ULM	Right Guard - 60/60
10/12/19*	at Temple	Right Guard - 70/77
10/19/19*	Tulane	Right Guard - 54/66
10/26/19*	at Tulsa	Right Guard - 40/59
11/2/19*	SMU	Right Guard - 67/76
11/16/19*	at Houston	Right Guard/Center - 72/75
11/23/19*	at USF	Right Guard - 60/89



#30 RODNEY OWENS | DEFENSIVE BACK
R-SOPHOMORE | TR | 6-0 | 199
NASHVILLE, TENN.
ENSWORTH HS | LOUISVILLE | IOWA WESTERN CC
MAJOR: PROFESSIONAL STUDIES

CAREER

Has played in six games this season, primarily on special teams ... Has three years of eligibility remaining.

TACKLES

YEAR	GP/GS	UA	A	TOTAL	TFL	TFLY	PD	FF	FR	BLK
2019	9/0	2	1	3	1.0	9	0	0	0	0
Total	9/0	2	1	3	1.0	9	0	0	0	0

DEFENSE GAME-BY-GAME

DATE	OPPONENT	UT	AT	TT	TFL	SK	FF	FR	PD	INT	QBH
8/31/19	Ole Miss										
9/7/19	Southern	0	0	0	0-0	0-0	0	0-0	0	0-0	0
9/14/19	at S. Alabama										
9/26/19	Navy	0	0	0	0-0	0-0	0	0-0	0	0-0	0
10/5/19	at ULM	1	0	1	0	0-0	0	0	0	0	0
10/12/19	at Temple	0	0	0	0-0	0-0	0	0-0	0	0-0	0
10/19/19	Tulane	0	0	0	0-0	0-0	0	0-0	0	0-0	0
10/26/19	at Tulsa	0	0	0	0-0	0-0	0	0-0	0	0-0	0
11/2/19	SMU	0	0	0	0-0	0-0	0	0-0	0	0-0	0
11/16/19	at Houston	0	0	0	0-0	0-0	0	0-0	0	0-0	0
11/23/19	at USF	1	1	2	1-9	1-9	0	0-0	0	0-0	0



#56 DYLAN PARHAM | OFFENSIVE LINE

R-SOPHOMORE | 1L | 6-3 | 286
CARROLLTON, GA.
CARROLLTON HS
MAJOR: HEALTH STUDIES

CAREER

Member of the team for two seasons ... Saw first season of on-field action in 2018 after redshirting in 2017 ... Moved to the offensive line after being recruited as a tight end ... Has played in 25 games at left guard ... Has played 1,564 of 1,785 snaps (.876) ... Has three years of eligibility remaining.

HONORS (ACADEMIC/ATHLETIC)

2017-18, 2018-19 American Athletic Conference All-Academic Team ... Dean's List for the 2018 fall semester ... Tiger 3.0 Club for 2017 fall, 2018 spring, 2018 fall and 2019 spring semesters.

CAREER HIGHS

Offensive Plays..... 92, vs Houston, Nov. 23, 2018

OFFENSIVE LINE

YEAR	GAMES/STARTS	PLAYS/TOTAL TEAM PLAYS
2018	14/14	972/1028
2019	11/11	592/757
Total	25/25	1564/1785

OFFENSIVE LINE GAME-BY-GAME

DATE	OPPONENT	POSITION - PLAYS
9/1/18*	Mercer	Left Guard - 53/86
9/8/18*	at Navy	Left Guard - 49/49
9/14/18*	Georgia State	Left Guard - 55/62
9/22/18*	South Alabama	Left Guard - 76/76
9/28/18*	at Tulane	Left Guard - 51/51
10/6/18*	UConn	Left Guard - 50/59
10/13/18*	UCF	Left Guard - 81/81
10/20/18*	at Missouri	Left Guard - 81/81
11/3/18*	at ECU	Left Guard - 82/82
11/10/18*	Tulsa	Left Guard - 71/78
11/16/18*	at SMU	Left Guard - 74/74
11/23/18*	Houston	Left Guard - 92/92
12/1/18*	at UCF	Left Guard - 75/75
12/22/18*	vs Wake Forest	Left Guard - 82/82
8/31/19*	Ole Miss	Left Guard - 82/82
9/7/19*	Southern	Left Guard - 59-70
9/14/19*	at S. Alabama	Left Guard - 53/67
9/26/19*	Navy	Left Guard - 43/43
10/5/19*	at ULM	Left Guard - 14/60
10/12/19*	at Temple	Left Guard - 77/77
10/19/19*	Tulane	Left Guard - 59/66
10/26/19*	at Tulsa	Left Guard - 59/59
11/2/19*	SMU	Left Guard - 44/76
11/16/19*	at Houston	Left Guard - 60/75
11/23/19*	at USF	Left Guard - 62/89



#36 RILEY PATTERSON | KICKER

JUNIOR | 2L | 6-0 | 190
EDWARDSVILLE, ILL.
EDWARDSVILLE HS
MAJOR: SUPPLY CHAIN MANAGEMENT

• Lou Groza Award Watch List (2019)

CAREER

Has played in 38 games ... Has scored 309 points on 195-of-200 PAT and 38-of-50 FG ... Has 17 double-figure scoring games ... Matched a program record with 18 points vs. SMU ... Has 210 kickoffs for a 60.4 average ... Has 108 kickoffs for touchbacks.

HONORS (ACADEMIC/ATHLETIC)

2017-18, 2018-19 American Athletic Conference All-Academic Team ... Dean's List for 2017 fall, 2018 spring and 2019 spring semesters ... Tiger 3.0 Club for 2017 fall, 2018 spring, 2018 fall and 2019 spring semesters ... 2019 summer intern at St. Jude in the Sports Marketing department.

ON THE CHARTS

Career: Ninth-most in overall scoring (217 points) ... Sixth in most points kicking ... Third in both PAT made (139) and attempted (143) ... Fourth in PAT percentage (.972) ... Season: First (76 in 2018) and tied for second (63 in 2017) in PAT made ... First (79 in 2018) and second (64 in 2017) in PAT attempts ... Tied for 11th (15 in 2018) in FG made ... Tied for ninth (20 in 2018) in FG attempts ... Tied for second (121 points in 2018) and ninth (96 in 2017) in points kicking ... Tied for fourth (121 points in 2018) and tied for 12th (96 in 2017) in overall scoring ... Game: Tied for 11th in most points kicking (13) ... Second (10), tied for third (9) and tied for 10th (8) in PAT made ... Tied for fifth in FG attempts (4).

CAREER HIGHS

Points Scored..... 18, vs SMU, Nov. 2, 2019
Kick PAT..... 10, vs ECU, Nov. 25, 2017
Points by Kicking..... 18, vs SMU, Nov. 2, 2019
Field Goals Made..... 4, vs SMU, Nov. 2, 2019
Field Goal Attempts..... 4, 3x, last vs SMU, Nov. 2, 2019
Longest Field Goal 52, at Missouri, Oct. 20, 2018

SCORING

YEAR	GP	PAT	FGM-FGA	PTS	AVG/G
2017	13/0	63-64	11-16	96	7.4
2018	14/0	76-79	15-20	121	8.6
2019	11/0	56-57	12-14	76	8.4
Total	38/0	195-187	38-50	309	8.1

FIELD GOALS

YEAR	FGM-FGA	LG	PCT	1-19	20-29	30-39	40-49	50+
2017	11-16	42	68.8	-	2-2	7-8	2-4	0-2
2018	15-20	52	75.0	1-1	6-7	3-4	4-6	1-2
2019	12-14	50	85.7	0-0	3-3	5-6	2-2	2-3
Total	37-49	52	75.5	1-1	11-12	15-18	8-12	3-7

KICKOFFS

YEAR	G	NO	YDS	AVG	TB	OB	OSK
2017	13/0	24	1432	59.7	2	2	2
2018	14/0	105	6225	59.3	57	2	3
2019	11/0	81	5031	62.1	49	1	2
Total	38/0	210	12688	60.4	108	5	7

KICKING GAME-BY-GAME

Date	Opponent	FG	LG	PAT	PTS	KO	AVG	TB	OB
8/31/17	ULM	0-0	-	4-4	4	3	52.7	0	0
9/16/17	UCLA	0-0	-	2-3	2	3	59.3	0	0
9/23/17	SIU	1-1	30	2-2	5	7	60.4	1	0
9/30/17	at UCF	0-0	-	0-0	0	2	65.0	1	0
10/3/17	at UConn	0-0	-	5-5	5	4	62.2	0	1
10/14/17	Navy	3-4	42	3-3	12	0	0.0	0	0
10/19/17	at Houston	0-1	-	6-6	6	0	0.0	0	0
10/27/17	Tulane	0-0	-	8-8	8	3	57.3	0	0
11/3/17	at Tulsa	2-2	33	5-5	11	0	0.0	0	0
11/18/17	SMU	1-1	34	9-9	12	0	0.0	0	0
11/25/17	ECU	0-0	-	10-10	10	2	61.0	0	1
12/2/17	at UCF	2-4	27	7-7	13	0	0.0	0	0
12/30/17	vs Iowa State	2-3	34	2-2	8	0	0.0	0	0
9/1/18	Mercer	1-1	21	9-9	12	9	63.0	5	0
9/8/18	at Navy	0-0	-	3-3	3	4	48.2	1	0
9/14/18	Georgia St.	1-1	-	8-8	11	10	46.9	1	1
9/22/18	S Alabama	1-2	42	7-7	10	9	62.6	6	0
9/28/18	at Tulane	1-1	43	3-3	6	4	50.0	2	0
10/6/18	UConn	0-1	-	7-8	7	9	64.4	7	0
10/13/18	UCF	3-3	45	3-3	12	7	59.0	3	0
10/20/18	at Missouri	2-2	52	3-4	9	7	65.0	7	0
11/3/18	at ECU	1-1	22	8-8	11	10	64.2	7	0
11/10/18	Tulsa	2-2	30	5-6	11	8	54.8	2	0
11/16/18	at SMU	0-1	-	4-4	4	5	65.0	3	0
11/23/18	Houston	1-1	-	7-7	10	9	60.7	5	0
12/1/18	at UCF	2-3	36	5-5	11	8	58.6	3	1
12/22/18	vs Wake Forest	0-1	-	4-4	4	6	60.8	5	0
8/31/19	Ole Miss	0-0	0	1-2	1	3	31.7	2	0
9/7/19	Southern	2-2	49	7-7	13	10	54.4	5	0
9/14/19	at S. Alabama	2-2	36	4-4	10	8	60.2	5	0
9/26/19	Navy	0-1	-	5-5	5	6	64.0	5	0
10/5/19	at ULM	1-1	50	5-5	8	8	63.5	5	0
10/12/19	at Temple	0-0	-	4-4	4	5	63.6	2	0
10/19/19	Tulane	2-2	34	5-5	11	8	64.6	5	0

10/26/19	at Tulsa	0-1	-	6-6	6	7	61.4	5	0
11/2/19	SMU	4-4	50	6-6	18	10	62.3	4	0
11/16/19	at Houston	1-1	35	6-6	9	8	64.4	4	1
11/23/19	at USF	0-0	-	7-7	7	8	64.4	7	0



#4 JOSH PERRY | LINEBACKER
R-JUNIOR | 2L | 6-2 | 200
AMITE, LA.
AMITE HS
MAJOR: SPORT AND LEISURE MANAGEMENT

CAREER

Has played in 35 games, making 18 starts ... Has 104 total tackles (74 solo), including two TFL ... Has 21 multi-tackle performances ... Has 11 PBU, one interception and two fumble recoveries ... Redshirted the 2016 season and has two years of eligibility left ... Moved to linebacker in the spring of 2019.

HONORS (ACADEMIC/ATHLETIC)

Tiger 3.0 Club for 2017 fall and 2018 fall semesters.

CAREER HIGHS

Tackles 9, vs SMU, Nov. 19, 2017
Tackles for Loss 1, 2x, last vs Houston, Nov. 23, 2018
Pass Breakups 3, vs Tulane, Oct. 27, 2017
Fumble Recoveries 1, 2x, last at UCF, Dec. 1, 2018
Interceptions 1, vs ECU, Nov. 25, 2017

TACKLES

YEAR	GP/GS	UA	A	TOTAL	TFL	TFLY	PD	FF	FR	BLK
2017	13/6	28	9	37	1.0	1	4	0	1	0
2018	14/12	45	20	65	1.0	2	7	0	1	0
2019	8/0	1	1	2	0.0	0	0	0	0	0
Total	35/18	74	30	104	2.0	3	11	0	2	0

INTERCEPTIONS

YEAR	GP	NO	Yards	TD	Long	Avg/R	Avg/G
2017	13/6	1	0	0	0	0.0	0.0
2018	14/12	0	0	0	0	0.0	0.0
2019	8/0	0	0	0	0	0.0	0.0
Total	35/18	1	0	0	0	0.0	0.0

DEFENSE GAME-BY-GAME

DATE	OPPONENT	UT	AT	TT	TFL	SK	FF	FR	PD	INT	QBH
8/31/17	ULM	2	0	2	0-0	0-0	0	0-0	0	0-0	0
9/16/17	UCLA	2	0	2	0-0	0-0	0	0-0	0	0-0	0
9/23/17	SIU	0	0	0	0-0	0-0	0	0-0	0	0-0	0
9/30/17	at UCF	0	0	0	0-0	0-0	0	0-0	0	0-0	0
10/6/17	at UConn	3	1	4	0-0	0-0	0	0-0	0	0-0	0
10/14/17	Navy	0	0	0	0-0	0-0	0	0-0	0	0-0	0
10/19/17	at Houston	3	1	4	1-1	0-0	0	0-0	0	0-0	0
10/27/17*	Tulane	6	1	7	0-0	0-0	0	0-0	3	0-0	0
11/3/17*	at Tulsa	2	2	4	0-0	0-0	0	0-0	0	0-0	0
11/18/17*	SMU	5	4	9	0-0	0-0	0	1-0	0	0-0	0
11/25/17*	ECU	0	0	0	0-0	0-0	0	0-0	0	1-0	0
12/2/17*	at UCF	1	0	1	0-0	0-0	0	0-0	0	0-0	0
12/30/17*	vs Iowa State	4	0	4	0-0	0-0	0	0-0	0	0-0	0
9/1/18	Mercer	1	1	2	0-0	0-0	0	0-0	0	0-0	0
9/8/18*	at Navy	6	2	8	0-0	0-0	0	0-0	0	0-0	0
9/14/18	Georgia State	3	0	3	0-0	0-0	0	0-0	0	0-0	0
9/22/18*	S Alabama	3	2	5	0-0	0-0	0	0-0	0	0-0	0
9/28/18*	at Tulane	2	3	5	0-0	0-0	0	0-0	0	0-0	0
10/6/18*	UConn	0	2	2	0-0	0-0	0	0-0	2	0-0	0
10/13/18*	UCF	5	0	5	0-0	0-0	0	0-0	0	0-0	0
10/20/18*	at Missouri	0	0	0	0-0	0-0	0	0-0	0	0-0	0
11/3/18*	at ECU	4	3	7	0-0	0-0	0	0-0	2	0-0	0
11/10/18*	Tulsa	2	1	3	0-0	0-0	0	0-0	0	0-0	0
11/16/18*	at SMU	5	2	7	0-0	0-0	0	0-0	1	0-0	0
11/23/18*	Houston	5	1	6	1-2	0-0	0	0-0	1	0-0	0
12/1/18*	at UCF	2	3	5	0-0	0-0	0	1-0	1	0-0	0
12/22/18*	vs Wake Forest	7	0	7	0-0	0-0	0	0-0	0	0-0	0
8/31/19	Ole Miss	0	0	0	0-0	0-0	0	0-0	0	0-0	0
9/7/19	Southern	0	0	0	0-0	0-0	0	0-0	0	0-0	0
9/14/19	at S. Alabama	0	0	0	0-0	0-0	0	0-0	0	0-0	0
9/26/19	Navy	Did Not Play									
10/5/19	at ULM	Did Not Play									
10/12/19	at Temple	0	0	0	0-0	0-0	0	0-0	0	0-0	0

10/19/19	Tulane	0	0	0	0-0	0-0	0	0-0	0	0-0	0
10/26/19	at Tulsa	0	0	0	0-0	0-0	0	0-0	0	0-0	0
11/2/19	SMU	Did Not Play									
11/16/19	at Houston	1	1	2	0-0	0-0	0	0-0	0	0-0	0
11/23/19	at USF	0	0	0	0-0	0-0	0	0-0	0	0-0	0



#40 THOMAS PICKENS | LINEBACKER
R-JUNIOR | 2L | 6-2 | 210
MEMPHIS, TENN.
MEMPHIS UNIVERSITY SCHOOL
MAJOR: ACCOUNTING

CAREER

Has played in 29 games with 11 starts ... Has 50 total tackles (33 solo) ... Has 11 multi-tackle games ... Has two interceptions ... Redshirted the 2016 season and has two years of eligibility remaining.

CAREER HIGHS

Tackles 7, at Temple, Oct. 12, 2019
Tackles for Loss 2, at Houston, Nov. 16, 2019
Sacks 2, at Houston, Nov. 16, 2019
Interceptions 1, 2x, last vs Tulane, Oct. 18, 2019

TACKLES

YEAR	GP/GS	UA	A	TOTAL	TFL	TFLY	PD	FF	FR	BLK
2016	2/0	0	0	0	0.0	0	0	0	0	0
2017	6/0	4	2	6	0.0	0	0	0	0	0
2018	10/0	3	3	6	0.0	0	1	0	0	0
2019	11/9	26	12	38	3.5	19	1	1	0	0
Total	29/9	33	17	50	3.5	19	2	1	0	0

INTERCEPTIONS

YEAR	GP	NO	Yards	TD	Long	Avg/R	Avg/G
2016	2/0	0	0	0	0	0.0	0.0
2017	6/0	0	0	0	0	0.0	0.0
2018	10/0	1	4	0	4	4.0	0.4
2019	11/9	1	8	0	8	8.0	0.9
Total	29/9	2	12	0	8	6.0	0.4

DEFENSE GAME-BY-GAME

DATE	OPPONENT	UT	AT	TT	TFL	SK	FF	FR	PD	INT	QBH
9/3/16	SEMO	0	0	0	0-0	0-0	0	0-0	0	0-0	0
10/14/16	at Tulane	0	0	0	0-0	0-0	0	0-0	0	0-0	0
8/31/17	ULM	0	0	0	0-0	0-0	0	0-0	0	0-0	0
9/16/17	UCLA	1	0	1	0-0	0-0	0	0-0	0	0-0	0
9/23/17	SIU	0	0	0	0-0	0-0	0	0-0	0	0-0	0
9/30/17	at UCF	1	2	3	0-0	0-0	0	0-0	0	0-0	0
10/6/17	at UConn	1	0	1	0-0	0-0	0	0-0	0	0-0	0
11/25/17	ECU	1	0	1	0-0	0-0	0	0-0	0	0-0	0
9/1/18	Mercer	1	2	3	0-0	0-0	0	0-0	0	1-4	0
9/8/18	at Navy	0	0	0	0-0	0-0	0	0-0	0	0-0	0
9/14/18	Georgia St.	0	1	1	0-0	0-0	0	0-0	0	0-0	0
9/22/18	S Alabama	0	0	0	0-0	0-0	0	0-0	0	0-0	0
9/28/18	at Tulane	1	0	1	0-0	0-0	0	0-0	0	0-0	0
10/6/18	UConn	1	0	1	0-0	0-0	0	0-0	0	0-0	0
10/13/18	UCF	0	0	0	0-0	0-0	0	0-0	0	0-0	0
10/20/18	at Missouri	0	0	0	0-0	0-0	0	0-0	0	0-0	0
11/3/18	at ECU	0	1	1	0-0	0-0	0	0-0	0	0-0	0
11/10/18	Tulsa	0	0	0	0-0	0-0	0	0-0	0	0-0	0
11/16/18	at SMU	Did Not Play									
11/23/18	Houston	Did Not Play									
12/1/18	at UCF	Did Not Play									
12/22/18	vs Wake Forest	Did Not Play									
8/31/19*	Ole Miss	2	0	2	0-0	0-0	0	0-0	0	0-0	0
9/7/19*	Southern	0	0	0	0-0	0-0	0	0-0	0	0-0	0
9/14/19*	at S. Alabama	1	2	3	0-0	0-0	0	0-0	0	0-0	0
9/26/19*	Navy	6	0	6	0-0	0-0	0	0-0	0	0-0	0
10/5/19*	at ULM	1	3	4	0.5-1	0-0	0	0-0	0	0-0	0
10/12/19*	at Temple	6	1	7	1-2	0-0	0	0-0	0	0-0	0
10/19/19*	Tulane	5	0	5	0-0	0-0	0	0-0	0	1-8	0
10/26/19	at Tulsa	1	4	5	0-0	0-0	0	0-0	0	0-0	0
11/2/19	SMU	2	1	3	0-0	0-0	0	0-0	0	0-0	0
11/16/19*	at Houston	2	1	3	2-16	2-16	1	0-0	0	0-0	0
11/23/19*	at USF	0	0	0	0-0	0-0	0	0-0	0	0-0	0



#7 MARKEVION QUINN | QUARTERBACK

R-SOPHOMORE | SQ | 6-3 | 196

RULEVILLE, MISS.

RULEVILLE CENTRAL/PEARL RIVER CC

MAJOR: HEALTH STUDIES

CAREER

Redshirted in 2018 ... Transferred to Memphis after one season at Pearl River Community College ... Has three seasons of eligibility left.

CAREER HIGHS

Rush Attempts 4, at USF, Nov. 23, 2019
Rush Yards 18, at USF, Nov. 23, 2019
Long Rush 7, at USF, Nov. 23, 2019

CAREER PASSING STATISTICS

YEAR	GP/GS	COMP	ATT	INT	YARDS	TD	LONG	PCT	AVG/P	AVG/G
2019	2/0	0	0	0	0	0	0	0.0	0.0	0.0
TOTAL	2/0	0	0	0	0	0	0	0.0	0.0	0.0

RUSHING

YEAR	GP/GS	ATT	YARDS	TD	LONG	AVG/C	AVG/G
2019	2/0	6	18	0	7	3.0	9.0
Total	2/0	6	18	0	7	3.0	9.0

PASSING GAME-BY-GAME

DATE	OPPONENT	ATT	COMP	YDS	INT	TD	LG	SACK
8/31/19	Ole Miss				Did Not Play			
9/7/19	Southern				Did Not Play			
9/14/19	at S. Alabama	0	0	0	0	0	0	0
9/26/19	Navy				Did Not Play			
10/5/19	at ULM				Did Not Play			
10/12/19	at Temple				Did Not Play			
10/19/19	Tulane				Did Not Play			
10/26/19	at Tulsa				Did Not Play			
11/2/19	SMU				Did Not Play			
11/16/19	at Houston				Did Not Play			
11/23/19	at USF	0	0	0	0	0	0	0

RUSHING GAME BY-GAME

DATE	OPPONENT	NO	YDS	AVG	TD	LG
8/31/19	Ole Miss			Did Not Play		
9/7/19	Southern			Did Not Play		
9/14/19	at S. Alabama	2	0	0.0	0	4
9/26/19	Navy			Did Not Play		
10/5/19	at ULM			Did Not Play		
10/12/19	at Temple			Did Not Play		
10/19/19	Tulane			Did Not Play		
10/26/19	at Tulsa			Did Not Play		
11/2/19	SMU			Did Not Play		
11/16/19	at Houston			Did Not Play		
11/23/19	at USF	4	18	4.5	0	7



#18 GABE ROGERS | DEFENSIVE BACK

JUNIOR | TR | 6-0 | 187

JACKSON, MISS.

CALLAWAY HS/JONES COUNTY JC

MAJOR: PHYSICAL EDUCATION FOR TEACHER EDUCATION

CAREER

Transfer from Jones County Community College ... Made Memphis debut against Southern ... Has played in four games, primarily on special teams ... Has two years of eligibility remaining.

KICK RETURNS

YEAR	GP/GS	NO	YARDS	TD	LONG	AVG/R	AVG/G
2019	4	1	99	1	99	99.0	24.8
Total	4	1	99	1	99	99.0	24.8

KICK RETURN GAME-BY-GAME

DATE	OPPONENT	NO	YDS	AVG	TD	LG
8/31/19	Ole Miss	0	0	0.0	0	0
9/7/19	Southern	0	0	0.0	0	0
9/14/19	at South Alabama	0	0	0.0	0	0
9/26/19	Navy	1	99	99.0	1	99
10/5/19	at ULM			Did Not Play		
10/12/19	at Temple			Did Not Play		
10/19/19	Tulane			Did Not Play		
10/26/19	at Tulsa			Did Not Play		
11/2/19	SMU			Did Not Play		
11/16/19	at Houston			Did Not Play		
11/23/19	at USF			Did Not Play		



#23 JJ RUSSELL | LINEBACKER

JUNIOR | 2L | 6-1 | 228

GRENADA, MISS.

GRENADA HS

MAJOR: FINANCE

CAREER

Has played in 35 games ... Has made 23 starts ... Has 116 total tackles (77 solo) ... Has 25 multi-tackle games ... Has 14.0 TFL (39 yards) and four sacks (26 yards) ... Has four QB hurries, three forced fumbles, one fumble recovery and one blocked kick ... Joined the Memphis program in January 2017.

CAREER HIGHS

Tackles 9, at UCF, Dec. 1, 2018
Tackles for Loss 2, 3x, last vs Southern, Sept. 7, 2019
Sacks 1, 4x, last vs Southern, Sept. 7, 2019
Quarterback Hurries 2, vs ECU, Nov. 3, 2018
Forced Fumbles 1, 3x, last at UCF, Dec. 1, 2018
Fumble Recoveries 1, at SMU, Nov. 16, 2018
Blocked Punts 1, vs Tulane, Oct. 27, 2017

TACKLES

YEAR	GP/GS	UA	A	TOTAL	TFL	TFLY	PD	FF	FR	BLK
2017	10/0	8	1	9	0.0	0	0	0	0	1
2018	14/12	39	19	58	8.5	29	0	3	1	0
2019	11/11	30	19	49	5.5	10	1	0	0	0
Total	35/23	77	39	116	14.0	39	1	3	1	1

SACKS

YEAR	GP/GS	UA	A	TOTAL	YARDS
2017	10/0	0	0	0	0
2018	14/12	3	0	3	21
2019	11/11	1	0	1	5
Total	35/23	4	0	4.0	26

DEFENSE GAME-BY-GAME

DATE	OPPONENT	UT	AT	TT	TFL	SK	FF	FR	PD	INT	QBH
8/31/17	ULM	1	0	1	0-0	0-0	0	0-0	0	0-0	0
9/16/17	UCLA	0	0	0	0-0	0-0	0	0-0	0	0-0	0
9/23/17	SIU				Did Not Play - Inj.						
9/30/17	at UCF				Did Not Play - Inj.						
10/6/17	at UConn	0	0	0	0-0	0-0	0	0-0	0	0-0	0
10/14/17	Navy	0	0	0	0-0	0-0	0	0-0	0	0-0	0
10/19/17	at Houston				Did Not Play						
10/27/17	Tulane	2	0	2	0-0	0-0	0	0-0	0	0-0	0
11/3/17	at Tulsa	1	0	1	0-0	0-0	0	0-0	0	0-0	0
11/18/17	SMU	0	1	1	0-0	0-0	0	0-0	0	0-0	0
11/25/17	ECU	3	0	3	0-0	0-0	0	0-0	0	0-0	1
12/2/17	at UCF	1	0	1	0-0	0-0	0	0-0	0	0-0	0
12/30/17	vs ISU	0	0	0	0-0	0-0	0	0-0	0	0-0	0
9/1/18*	Mercer	2	2	4	1.5-5	1-4	1	0-0	0	0-0	0
9/8/18*	at Navy	2	2	6	0-0	0-0	1	0-0	0	0-0	0
9/14/18*	Georgia State	2	3	5	1-1	0-0	0	0-0	0	0-0	0
9/22/18	S Alabama	3	2	5	0-0	0-0	0	0-0	0	0-0	0
9/28/18*	at Tulane	2	1	3	0-0	0-0	0	0-0	0	0-0	0
10/6/18*	UConn	2	0	2	2-2	0-0	0	0-0	0	0-0	0
10/13/18*	UCF	1	1	2	0-0	0-0	0	0-0	0	0-0	0
10/20/18	at Mizzou	2	0	2	0-0	0-0	0	0-0	0	0-0	0
11/3/18*	at ECU	1	1	2	0.5-2	0-0	0	0-0	0	0-0	2
11/10/18*	Tulsa	3	1	4	1-6	1-6	0	0-0	0	0-0	1
11/16/18*	at SMU	1	2	3	0-0	0-0	0	1-0	0	0-0	0
11/23/18*	Houston	6	0	6	1-11	1-11	0	0-0	0	0-0	0
12/1/18*	at UCF	5	4	9	1.5-2	0-0	1	0-0	0	0-0	0

12/22/18*	vs Wake Forest	5	0	5	0-0	0-0	0	0-0	0	0-0	0
8/31/19*	Ole Miss	4	1	5	2-2	0-0	0	0-0	0	0-0	0
9/7/19*	Southern	4	0	4	2.0-7	1.0-5	0	0-0	0	0-0	0
9/14/19*	at S. Alabama	3	4	7	0-0	0-0	0	0-0	0	0-0	0
9/26/19*	Navy	5	1	6	0-0	0-0	0	0-0	0	0-0	0
10/5/19*	at ULM	1	3	4	0-0	0-0	0	0-0	0	0-0	0
10/12/19*	at Temple	7	1	8	1-1	0-0	0	0-0	1	0-0	0
10/19/19*	Tulane	1	0	1	0-0	0-0	0	0-0	0	0-0	0
10/26/19*	at Tulsa	2	5	7	0.5-0	0-0	0	0-0	0	0-0	0
11/2/19*	SMU	0	3	3	0-0	0-0	0	0-0	0	0-0	1
11/16/19*	at Houston	3	0	3	0-0	0-0	0	0-0	0	0-0	0
11/23/19*	at USF	0	1	1	0-0	0-0	0	0-0	0	0-0	0



#1 TRAVEON SAMUEL | WIDE RECEIVER
SENIOR | TR | 5-7 | 180
PHENIX CITY, ALA.
CENTRAL HS | LOUISVILLE | TROY
MAJOR: MASTERS IN LIBERAL STUDIES

CAREER

Transferred to Memphis from Troy ... Prior to Troy, played three seasons at Louisville ... Has one year of eligibility remaining ... In his FBS career, has 62 catches for 762 yards and two TD ... Has 21 carries for 206 yards and one TD ... Has 34 kick returns for 714 yards and one TD (100-yard return) ... Has 1,672 all-purpose yards (206 rush/756 receive/710 return) ... Has two solo tackles.

CAREER HIGHS

Rushes 3, 3x, last vs Tulane, Oct. 19, 2019
Rushing Yards 26, at South Alabama, Sept. 14, 2019
Long Rush 18, at South Alabama, Sept. 14, 2019
Reception 2, at Tulsa, Oct. 26, 2019
Receiving Yards 12, at Tulsa, Oct. 26, 2019
Long Reception 8 vs Ole Miss, Aug. 31, 2019

RECEIVING

YEARS	GP/GS	REC	YARDS	TD	LONG	REC/G	AVG/C	AVG/G
2019	11/0	5	18	0	8	0.5	3.6	1.6
TOTAL	11/0	5	18	0	8	0.5	3.6	1.6

RUSHING

YEAR	GP/GS	ATT	YARDS	TD	LONG	AVG/C	AVG/G
2019	11/0	15	78	0	18	5.2	7.1
TOTAL	11/0	15	78	0	18	5.2	7.1

RECEIVING GAME-BY-GAME

DATE	OPPONENT	NO	YDS	AVG	TD	LG
8/31/19	Ole Miss	1	8	8.0	0	8
9/7/19	Southern	0	0	0.0	0	0
9/14/19	at S. Alabama	1	0	0.0	0	0
9/26/19	Navy	0	0	0.0	0	0
10/5/19	at ULM	0	0	0.0	0	0
10/12/19	at Temple	0	0	0.0	0	0
10/19/19	Tulane	0	0	0.0	0	0
10/26/19	at Tulsa	2	12	6.0	0	7
11/2/19	SMU	0	0	0.0	0	0
11/16/19	at Houston	0	0	0.0	0	0
11/23/19	at USF	0	0	0.0	0	0

RUSHING GAME BY-GAME

DATE	OPPONENT	NO	YDS	AVG	TD	LG
8/31/19	Ole Miss	1	4	4.0	0	4
9/7/19	Southern	1	2	2.0	0	2
9/14/19	at S. Alabama	3	26	8.7	0	18
9/26/19	Navy	1	14	14.0	0	14
10/5/19	at ULM	3	17	5.7	0	14
10/12/19	at Temple	0	0	0.0	0	0
10/19/19	Tulane	3	1	0.3	0	2
10/26/19	at Tulsa	1	8	8.0	0	8
11/2/19	SMU	0	0	0.0	0	0
11/16/19	at Houston	0	0	0.0	0	0
11/23/19	at USF	1	1	1.0	0	1



#90 JOHN TATE | DEFENSIVE LINE
R-JUNIOR | 2L | 6-4 | 308
PINE BLUFF, ARK.
PINE BLUFF HS
MAJOR: SPORT AND LEISURE MANAGEMENT

CAREER

Has played in 38 games, making two starts ... Has 60 total tackles (32 solo), including 7 TFL and four sacks ... Has four PBU, three blocked kicks, two fumble recoveries, one forced fumble and two QB hurries, ... Has 14 multi-tackle performances ... Redshirted the 2016 campaign and has two years of eligibility remaining.

HONORS (ACADEMIC/ATHLETIC)

Dean's List for the 2018 fall semester ... Tiger 3.0 Club for the 2018 fall semester.

CAREER HIGHS

Tackles 4, 3x, last vs Iowa State, Dec. 30, 2017
Tackles for Loss 2, vs UCF, Oct. 13, 2018
Sacks 2, vs UCF, Oct. 13, 2018
Fumble Recoveries 1, 2x, last vs UCF, Oct. 13, 2018
Forced Fumbles 1, vs Houston, Nov. 23, 2018
QB Hurries 1, 2x, last at South Alabama, Sept. 14, 2019
Pass Breakups 2, vs Wake Forest, Dec. 22, 2018
Blocks 2, vs Georgia State, Sept. 14, 2018 (1 FG, 1 PAT)

TACKLES

YEAR	GP/GS	UA	A	TOTAL	TFL	TFLY	PD	FF	FR	BLK
2017	13/1	19	8	27	0.5	1	1	0	1	1
2018	14/1	10	7	17	6.0	29	2	1	1	2
2019	11/0	3	13	16	0.5	1	1	0	0	0
Total	38/2	32	28	60	7.0	31	4	1	2	3

SACKS

YEAR	GP/GS	UA	A	TOTAL	YARDS
2017	13/1	0	0	0	0
2018	14/1	4	0	4.0	24
2019	9/0	0	0	0	0
Total	36/2	4	0	4.0	24

DEFENSE GAME-BY-GAME

DATE	OPPONENT	UT	AT	TT	TFL	SK	FF	FR	PD	INT	QBH
8/31/17	ULM	0	0	0	0-0	0-0	0	0-0	0	0-0	0
9/16/17	UCLA	2	0	2	0-0	0-0	0	0-0	1	0-0	1
9/23/17*	SIU	1	1	2	0-0	0-0	0	0-0	0	0-0	0
9/30/17	at UCF	2	0	2	0-0	0-0	0	0-0	0	0-0	0
10/6/17	at UConn	3	1	4	0-0	0-0	0	0-0	0	0-0	0
10/14/17	Navy	2	2	4	0-0	0-0	0	0-0	0	0-0	0
10/19/17	at Houston	2	1	3	0-0	0-0	0	1-0	0	0-0	0
10/27/17	Tulane	2	0	2	0-0	0-0	0	0-0	0	0-0	0
11/3/17	at Tulsa	1	1	2	0-0	0-0	0	0-0	0	0-0	0
11/18/17	SMU	0	0	0	0-0	0-0	0	0-0	0	0-0	0
11/25/17	ECU	1	0	1	0-0	0-0	0	0-0	0	0-0	0
12/2/17	at UCF	0	1	1	.5-1	0-0	0	0-0	0	0-0	0
12/30/17	vs ISU	3	1	4	0-0	0-0	0	0-0	0	0-0	0
9/1/18	Mercer	1	0	1	0-0	0-0	0	0-0	0	0-0	0
9/8/18	at Navy	0	0	0	0-0	0-0	0	0-0	0	0-0	0
9/14/18	Georgia State	1	1	2	1-1	0-0	0	0-0	0	0-0	0
9/22/18	S Alabama	1	0	1	1-4	1-4	0	0-0	0	0-0	0
9/28/18*	at Tulane	0	3	3	0-0	0-0	0	0-0	0	0-0	0
10/6/18	UConn	0	1	1	0-0	0-0	0	0-0	0	0-0	0
10/13/18	UCF	2	0	2	2-16	2-16	0	1-0	0	0-0	0
10/20/18	at Missouri	1	0	1	0-0	0-0	0	0-0	0	0-0	0
11/3/18	at ECU	0	0	0	0-0	0-0	0	0-0	0	0-0	0
11/10/18	Tulsa	1	0	1	0-0	0-0	0	0-0	0	0-0	0
11/16/18	at SMU	0	1	1	0.5-3	0-0	0	0-0	0	0-0	0
11/23/18	Houston	2	1	3	1.5-5	1-4	1	0-0	0	0-0	0
12/1/18	at UCF	0	0	0	0-0	0-0	0	0-0	0	0-0	0
12/22/18	vs Wake Forest	1	0	1	0-0	0-0	0	0-0	2	0-0	0
8/31/19	Ole Miss	0	1	1	0-0	0-0	0	0-0	0	0-0	0
9/7/19	Southern	0	0	0	0-0	0-0	0	0-0	1	0-0	0
9/14/19	S. Alabama	0	3	3	0.5-1	0-0	0	0-0	0	0-0	1
9/26/19	Navy	2	2	4	0-0	0-0	0	0-0	0	0-0	0
10/5/19	at ULM	0	1	1	0-0	0-0	0	0-0	0	0-0	0
10/12/19	at Temple	0	0	0	0-0	0-0	0	0-0	0	0-0	0
10/19/19	Tulane	0	1	1	0-0	0-0	0	0-0	0	0-0	0

10/26/19	at Tulsa	0	3	3	0-0	0-0	0	0-0	0	0-0	0
11/2/19	SMU	0	0	0	0-0	0-0	0	0-0	0	0-0	0
11/16/19	at Houston	0	1	1	0-0	0-0	0	0-0	0	0-0	0
11/23/19	at USF	1	1	2	0-0	0-0	0	0-0	0	0-0	0



#6 PATRICK TAYLOR JR. | RUNNING BACK

SENIOR | 3L | 6-3 | 227

HUMBLE, TEXAS

ATASCOCITA HS

MAJOR: MANAGEMENT

- Went over 1,000 yards rushing in the AAC Championship game (2018)
- Is just the sixth back in Memphis history to post a 1,000-yard rushing season (DeAngelo Williams, 3 times; Curtis Steele, 2 times; Darrell Henderson, 2 times; Jerard Arnold, 1 time; Dave Casinelli, 1 time)
- Doak Walker Award Watch List (2019)
- Maxwell Award Preseason Watch List (2019)
- AFCA Good Works Team nominee (2019)
- Reese's Senior Bowl Watch List (2019)
- Most Improved Offensive Player (2018/Highland Hundred)

CAREER

Has played in 42 games, making four starts ... Has 2,771 rushing yards on 507 carries with 35 TD ... Has 11 games with 100 or more yards rushing ... Has nine multi-TD games (rush TD only) ... Has 52 catches for 427 yards with three TD ... Has 3,202 all-purpose yards with 38 TD ... Has seven multi-TD games (rush/receive combined) ... Has one kick return for four yards.

HONORS (ACADEMIC/ATHLETIC)

Three-time American Athletic Conference All-Academic Team (2016-17, 2017-18, 2018-19) ... Tiger 3.0 Club for the 2017 fall, 2018 spring, 2018 fall and 2019 spring semesters.

ON THE CHARTS

Career: Eighth in carries (458) ... Fourth in rushing yards (2,534) ... Fourth in yards per rush (5.5) ... Fourth in rushing TD (31) ... Fifth in 100-yard rushing games (10) ... Eighth in all-purpose yards (2,920) ... Fifth in most TD scored (34) ... Season: Tied for eighth in carries with 208 (2018) ... Eighth in rushing yards with 1,122 (2018) ... Fourth in rushing TD with 16 (2018) ... Tied for sixth in 100-yard rushing games with six (2018) ... Tied for fourth in consecutive 100-yard rushing games with four (2018) ... 13th in all-purpose yards with 1,323 (2018) Tied for eighth in points scored with 108 (2018) ... Tied for fourth in most TD scored (rush/receive) with 18 (2018)... Game: Tied school record for rushing TD (4; vs Houston, 2017).

CAREER HIGHS

Rush Attempts 30, vs Wake Forest, Dec. 22, 2018
 Rush Yards 161, vs UConn, Oct. 6, 2018
 Long Rush 70, at UCF, Dec. 1, 2018
 Rushing Touchdowns 4, at Houston, Oct. 19, 2017
 Receptions 4, 3x, last vs Ole Miss, Aug. 31, 2019
 Receiving Yards 75, vs Mercer, Sept. 1, 2018
 Receiving Touchdowns 1, 3x, last vs Wake Forest, Dec. 22, 2018
 Long Reception 75, vs Mercer, Sept. 1, 2018
 All-Purpose Yards 173, vs UConn, Oct. 6, 2018

RUSHING

YEAR	GP/GS	ATT	YARDS	TD	LONG	AVG/C	AVG/G
2016	13/0	93	546	2	51	5.9	42.0
2017	12/2	157	866	13	66	5.5	72.2
2018	14/1	208	1122	16	70	5.4	80.1
2019	3/1	49	237	4	21	4.8	79.0
TOTAL	42/4	507	2771	35	70	5.5	66.0

RECEIVING

YEARS	GP/GS	REC	YARDS	TD	LONG	REC/G	AVG/C	AVG/G
2016	13/0	11	37	0	17	0.8	3.4	2.8
2017	12/2	19	148	1	47	1.6	7.8	12.3
2018	14/1	17	197	2	75	1.2	11.6	14.1
2019	3/1	5	45	0	22	1.7	9.0	15.0
TOTAL	42/4	52	427	3	75	1.2	8.2	10.2

RUSHING GAME-BY-GAME

DATE	OPPONENT	NO	YDS	AVG	TD	LG
9/3/16	SEMO	7	86	12.3	0	51
9/17/16	Kansas	13	88	6.8	0	32
9/24/16	Bowling Green	5	45	9.0	1	38
10/1/16	at Ole Miss	5	20	4.0	0	11
10/6/16	Temple	0	0	0.0	0	0
10/14/16	at Tulane	5	3	0.6	0	0.6
10/22/16	at Navy	4	18	4.5	1	7
10/29/16	Tulsa	15	92	6.1	0	43
11/5/16	at SMU	3	7	2.3	0	3
11/12/16	USF	9	79	8.8	0	35
11/18/16	at Cincinnati	17	38	2.2	0	8
11/25/16	Houston	7	36	5.1	0	11
12/20/16	vs W. Kentucky	3	34	11.3	0	23
8/31/17	ULM	15	131	8.7	1	66
9/16/17	UCLA	12	39	3.3	0	10
9/23/17	SIU	16	77	4.8	1	22
9/30/17	at UCF	9	29	3.2	1	9
10/6/17	at UConn	Did Not Play - Inj.				
10/14/17	Navy	5	31	6.2	0	12
10/19/17	at Houston	14	39	2.8	4	11
10/27/17	Tulane	14	50	3.6	0	14
11/3/17	at Tulsa	12	56	4.7	1	18
11/18/17	SMU	18	112	6.2	2	18
11/25/17*	ECU	6	127	21.2	2	60
12/2/17	at UCF	19	107	5.6	1	38
12/30/17*	vs Iowa State	17	68	4.0	0	22
9/1/18	Mercer	9	52	5.8	1	17
9/8/18	at Navy	7	28	4.0	0	11
9/14/18	Georgia State	5	15	3.0	0	7
9/22/18	South Alabama	17	75	4.4	2	25
9/28/18	at Tulane	2	6	3.0	0	6
10/6/18	UConn	11	161	14.6	3	35
10/13/18	UCF	11	47	4.3	0	17
10/20/18	at Missouri	26	115	4.4	2	21
11/3/18	at ECU	16	59	3.7	1	11
11/10/18	Tulsa	20	96	4.8	1	12
11/16/18	at SMU	20	112	5.6	2	34
11/23/18	Houston	19	128	6.7	2	57
12/1/18	at UCF	15	118	7.9	1	70
12/22/18*	vs Wake Forest	30	110	3.7	1	10
8/31/19*	Ole Miss	27	128	4.7	1	15
9/7/19	Southern	Did Not Play - Inj.				
9/14/19	at S. Alabama	Did Not Play - Inj.				
9/26/19	Navy	Did Not Play - Inj.				
10/5/19	at ULM	Did Not Play - Inj.				
10/12/19	at Temple	Did Not Play - Inj.				
10/26/19	at Tulsa	Did Not Play - Inj.				
11/2/19	SMU	Did Not Play - Inj.				
11/16/19	at Houston	5	14	2.8	0	5
11/24/19	at USF	17	95	5.6	3	21

RECEIVING GAME-BY-GAME

DATE	OPPONENT	NO	YDS	AVG	TD	LG
9/3/16	SEMO	0	0	0	0	0
9/17/16	Kansas	2	21	10.5	0	17
9/24/16	Bowling Green	0	0	0.0	0	0
10/1/16	at Ole Miss	0	0	0.0	0	0
10/6/16	Temple	0	0	0.0	0	0
10/14/16	at Tulane	1	0	0.0	0	0
10/22/16	at Navy	1	5	5.0	0	5
10/29/16	Tulsa	0	0	0.0	0	0
11/5/16	at SMU	2	-7	-3.5	0	0
11/12/16	USF	1	2	2.0	0	2
11/18/16	at Cincinnati	3	13	4.3	0	7
11/25/16	Houston	0	0	0.0	0	0
12/20/16	vs W. Kentucky	1	3	3.0	0	3
8/31/17	ULM	1	3	3.0	0	3
9/16/17	UCLA	1	47	47.0	1	47
9/23/17	SIU	2	27	13.5	0	17
9/30/17	at UCF	3	10	3.3	0	5
10/6/17	at UConn	Did Not Play - Inj.				
10/14/17	Navy	0	0	0.0	0	0
10/19/17	at Houston	3	21	7.0	0	9
10/27/17	Tulane	0	0	0.0	0	0
11/3/17	at Tulsa	1	-4	-4	0	0
11/18/17	SMU	1	-1	-1	0	0
11/25/17*	ECU	0	0	0.0	0	0
12/2/17	at UCF	3	11	3.7	0	9
12/30/17*	vs Iowa State	4	34	8.5	0	27
9/1/18	Mercer	1	75	75.0	1	75
9/8/18	at Navy	2	8	4.0	0	5
9/14/18	Georgia State	2	35	17.5	0	22
9/22/18	South Alabama	0	0	0.0	0	0
9/28/18	at Tulane	0	0	0.0	0	0

10/6/18	UConn	1	12	12.0	0	12
10/13/18	UCF	0	0	0.0	0	0
10/20/18	at Missouri	0	0	0.0	0	0
11/3/18	at ECU	1	1	1.0	0	1
11/10/18	Tulsa	0	0	0.0	0	0
11/16/18	at SMU	2	19	9.5	0	10
11/23/18	Houston	3	23	7.7	0	9
12/1/18	at UCF	4	23	5.8	0	15
12/22/18	vs Wake Forest	1	1	1.0	1	1
8/31/19*	Ole Miss	4	25	6.3	0	22
9/7/19	Southern	Did Not Play - Inj.				
9/14/19	at S. Alabama	Did Not Play - Inj.				
9/26/19	Navy	Did Not Play - Inj.				
10/5/19	at ULM	Did Not Play - Inj.				
10/12/19	at Temple	Did Not Play - Inj.				
10/19/19	Tulane	Did Not Play - Inj.				
10/26/19	at Tulsa	Did Not Play - Inj.				
11/2/19	SMU	Did Not Play - Inj.				
11/16/19	at Houston	0	0	0.0	0	0
11/23/19	at USF	1	20	20.0	0	20



#21 TIMOTHY TAYLOR | RUNNING BACK

R-SOPHOMORE | 1L | 5-10 | 199

MEMPHIS, TENN.

EAST HS

MAJOR: SPORT AND LEISURE MANAGEMENT

CAREER

Member of the team for two seasons ... Saw first season of on-field action in 2018 after redshirting in 2017 ... Has played in 10 games ... Has 25 rushes for 92 yards ... Has a long rush of 17 yards ... Has three years of eligibility remaining.

CAREER HIGHS

Rush Attempts 5, 2x last vs Southern, Sept. 7, 2019
 Rush Yards 27, vs UConn, Oct. 6, 2018
 Long Rush 17, vs UConn, Oct. 6, 2018

RUSHING

YEAR	GP/GS	ATT	YARDS	TD	LONG	AVG/C	AVG/G
2018	5/0	14	62	0	17	4.4	12.4
2019	5/0	11	30	0	9	2.7	6.0
TOTAL	10/0	25	92	0	17	3.7	9.2

RECEIVING

YEARS	GP/GS	REC	YARDS	TD	LONG	REC/G	AVG/C	AVG/G
2018	5/0	0	0	0	0	0.0	0.0	0.0
2019	5/0	2	13	0	10	0.5	6.5	3.3
TOTAL	10/0	2	13	0	10	0.2	6.5	1.4

RUSHING GAME-BY-GAME

DATE	OPPONENT	NO	YDS	AVG	TD	LG
9/1/18	Mercer	5	13	2.6	0	7
9/8/18	at Navy	Did Not Play				
9/14/18	Georgia State	3	12	4.0	0	6
9/22/18	South Alabama	Did Not Play				
9/28/18	at Tulane	0	0	0.0	0	0
10/6/18	UConn	4	27	6.8	0	17
10/13/18	UCF	Did Not Play				
10/20/18	at Missouri	Did Not Play				
11/3/18	at ECU	Did Not Play				
11/10/18	Tulsa	2	10	5.0	0	8
11/16/18	at SMU	Did Not Play				
11/23/18	Houston	Did Not Play				
12/1/18	at UCF	Did Not Play				
12/22/18	vs Wake Forest	Did Not Play				
8/31/19	Ole Miss	Did Not Play				
9/7/19	Southern	5	18	3.6	0	9
9/14/19	at S. Alabama	2	8	4.0	0	5
9/26/19	Navy	Did Not Play				
10/5/19	at ULM	Did Not Play				
10/12/19	at Temple	0	0	0.0	0	0
10/19/19	Tulane	2	2	1.0	0	4
10/26/19	at Tulsa	Did Not Play				
11/2/19	SMU	Did Not Play				
11/16/19	at Houston	Did Not Play				
11/23/19	at USF	2	2	1.0	0	3

RECEIVING GAME-BY-GAME

DATE	OPPONENT	NO	YDS	AVG	TD	LG
8/31/19	Ole Miss	Did Not Play				
9/7/19	Southern	1	10	10.0	0	10
9/14/19	at S. Alabama	1	3	1.5	0	3
9/26/19	Navy	Did Not Play				
10/5/19	at ULM	Did Not Play				
10/12/19	at Temple	0	0	0.0	0	0
10/19/19	Tulane	0	0	0.0	0	0
10/26/19	at Tulsa	Did Not Play				
11/2/19	SMU	Did Not Play				
11/16/19	at Houston	Did Not Play				
11/23/19	at USF	0	0	0.0	0	0



#58 BRIAN THOMAS | OFFENSIVE LINE

JUNIOR | TR | 6-4 | 310

BATON ROUGE, LA.

SCOTLANDVILLE HS/HUTCHINSON CC

MAJOR:

CAREER

Transfer from Hutchinson Community College ... Made Memphis debut at South Alabama ... Has two years of eligibility.

CAREER HIGHS

Offensive Plays 14, at South Alabama, Sept. 14, 2019

OFFENSIVE LINE

YEAR	GAMES/STARTS	PLAYS/TOTAL TEAM PLAYS
2019	1/0	14/524
TOTAL	1/0	14/524

OFFENSIVE LINE GAME-BY-GAME

DATE	OPPONENT	POSITION - PLAYS
8/31/19	Ole Miss	Did Not Play
9/7/19	Southern	Did Not Play
9/14/19	at S. Alabama	Left Tackle - 14/67
9/26/19	Navy	Did Not Play
10/5/19	at ULM	Did Not Play
10/12/19	at Temple	Did Not Play
10/19/19	Tulane	Did Not Play
10/26/19	at Tulsa	Did Not Play
11/2/19	SMU	Did Not Play



#12 LA'ANDRE THOMAS | DEFENSIVE BACK

R-SOPHOMORE | 2L | 6-1 | 195

JACKSON, MISS.

WINGFIELD HS

MAJOR: PROFESSIONAL STUDIES

CAREER

Dual-threat QB out of high school that made a successful move to the defensive backfield ... Made a second move in the spring of 2018, switching to a safety spot ... Has played in 24 games with 10 starts ... Has 59 total stops (45 solo), including 3.5 TFL ... Has seven PBU and two interceptions, including one returned for a TD ... Has nine multi-tackle games.

HONORS (ACADEMIC/ATHLETIC)

Tiger 3.0 Club for the 2017 fall semester.

CAREER HIGHS

Tackles 10, at Tulsa, Oct. 26, 2019
 Tackles for Loss 1, 3x, last vs Southern, Sept. 7, 2019
 Sack 1 vs Ole Miss, Aug. 31, 2019
 Pass Breakups 2, vs ECU, Nov. 25, 2017
 Interceptions 1, 2x, last at ULM, Oct. 5, 2019

TACKLES

YEAR	GP/GS	UA	A	TOTAL	TFL	TFLY	PD	FF	FR	BLK
2017	12/0	10	3	13	0.5	0	4	0	0	0
2018	4/2	4	0	4	1.0	1	1	0	0	0
2019	11/11	38	14	52	2.0	8	2	1	0	0
Total	27/13	52	17	69	3.5	9	7	1	0	0

SACKS

YEAR	GP/GS	UA	A	TOTAL	YARDS
2017	12/0	0	0	0	0
2018	4/2	0	0	0	0
2019	11/11	1	0	1	7
Total	27/13	1	0	1	7

INTERCEPTIONS

YEAR	GP	NO	Yards	TD	Long	Avg/R	Avg/G
2017	12/0	1	0	0	0	0.0	0.0
2018	4/2	0	0	0	0	0.0	0.0
2019	11/11	1	33	1	33	33.0	3.7
Total	27/13	2	33	1	33	16.5	1.3

DEFENSE GAME-BY-GAME

DATE	OPPONENT	UT	AT	TT	TFL	SK	FF	FR	PD	INT	QBH
8/31/17	ULM	1	0	1	0-0	0-0	0	0-0	0	0-0	0
9/16/17	UCLA	0	0	0	0-0	0-0	0	0-0	0	0-0	0
9/23/17	SIU	1	0	1	0-0	0-0	0	0-0	1	0-0	0
9/30/17	at UCF	1	1	2	0.5-0	0-0	0	0-0	0	0-0	0
10/6/17	at UConn	1	0	1	0-0	0-0	0	0-0	0	0-0	0
10/14/17	Navy	1	0	1	0-0	0-0	0	0-0	0	0-0	0
10/19/17	at Houston	1	1	2	0-0	0-0	0	0-0	0	0-0	0
10/27/17	Tulane	0	0	0	0-0	0-0	0	0-0	0	0-0	0
11/3/17	at Tulsa	1	0	1	0-0	0-0	0	0-0	0	0-0	0
11/25/17	ECU	2	1	3	0-0	0-0	0	0-0	2	1-0	0
12/2/17	at UCF	1	0	1	0-0	0-0	0	0-0	0	0-0	0
12/30/17	vs Iowa State	0	0	0	0-0	0-0	0	0-0	0	0-0	0
9/1/18*	Mercer	1	0	1	0-0	0-0	0	0-0	0	0-0	0
9/8/18	at Navy	0	0	0	0-0	0-0	0	0-0	0	0-0	0
9/14/18*	Georgia State	0	0	0	0-0	0-0	0	0-0	0	0-0	0
9/22/18	S. Alabama				Did Not Play - Inj.						
9/28/18	at Tulane				Did Not Play - Inj.						
10/6/18	UConn				Did Not Play - Inj.						
10/13/18	UCF				Did Not Play - Inj.						
10/20/18	at Missouri				Did Not Play - Inj.						
11/3/18	at ECU				Did Not Play - Inj.						
11/10/18	Tulsa				Did Not Play						
11/16/18	at SMU				Did Not Play						
11/23/18	Houston	3	0	3	1-1	0-0	0	0	0	0-0	0
12/1/18	at UCF				Did Not Play						
12/22/18	vs Wake Forest				Did Not Play						
8/31/19*	Ole Miss	3	0	3	1-7	1-7	0	0-0	0	0-0	0
9/7/19*	Southern	5	1	6	1.0-1	0-0	0	0-0	0	0-0	0
9/14/19*	at S. Alabama	0	1	1	0-0	0-0	0	0-0	0	0-0	1
9/26/19*	Navy	1	1	2	0-0	0-0	0	0-0	1	0-0	0
10/5/19*	at ULM	7	2	9	0-0	0-0	0	0-0	0	1-33	0
10/12/19*	at Temple	4	2	6	0-0	0-0	0	0-0	0	0-0	0
10/19/19*	Tulane	4	1	5	0-0	0-0	0	0-0	0	0-0	0
10/26/19*	at Tulsa	7	3	10	0-0	0-0	0	0-0	0	0-0	0
11/2/19*	SMU	5	1	6	0-0	0-0	0	0-0	0	0-0	0
11/16/19*	at Houston	1	1	2	0-0	0-0	0	0-0	0	0-0	0
11/23/19*	at USF	1	1	2	0-0	0-0	0	0-0	0	0-0	0



#18 TAHJ WASHINGTON | WIDE RECEIVER

FRESHMAN | HS | 5-11 | 165

MARSHALL, TEXAS

MARSHALL HS

MAJOR: MARKETING MANAGEMENT

CAREER

Made collegiate debut against Southern.

RECEIVING

YEARS	GP/GS	REC	YARDS	TD	LONG	REC/G	AVG/C	AVG/G
2019	3/0	3	32	0	26	1.0	10.7	10.7
TOTAL	3/0	3	32	0	26	1.0	10.7	10.7

RECEIVING GAME-BY-GAME

DATE	OPPONENT	NO	YDS	AVG	TD	LG
------	----------	----	-----	-----	----	----

8/31/19	Ole Miss					Did Not Play
9/7/19	Southern	1	3	3.0	0	3
9/14/19	S. Alabama					Did Not Play
9/26/19	Navy					Did Not Play
10/5/19	at ULM					Did Not Play
10/12/19	at Temple					Did Not Play
10/19/19	Tulane					Did Not Play
10/26/19	at Tulsa					Did Not Play
11/2/19	SMU					Did Not Play
11/16/19	at Houston	1	26	26.0	0	26
11/23/19	at USF	1	3	3.0	0	3



#17 KYLAN WATKINS | RUNNING BACK

R-SOPHOMORE | SQ | 5-11 | 178

MEMPHIS, TENN.

WHITEHAVEN HS | UT MARTIN

MAJOR: COMMUNICATION

- Glenn Jones Offensive Scout Team Player of the Year (2018)

CAREER

Began collegiate career at UT Martin ... Transferred to Memphis prior to 2018 season ... Made Memphis debut against Southern ... Has rushed for 255 yards on 45 carries ... Has also tallied 46 receiving yards on four catches.

CAREER HIGHS

Rush Attempts 11, at South Alabama, Sept. 14, 2019
Rush Yards 113, at South Alabama, Sept. 14, 2019
Long Rush 72, at South Alabama, Sept. 14, 2019
Rushing Touchdowns 1, 3x, last at Temple, Oct. 12, 2019
Receptions 2, at ULM, Oct. 5, 2019
Receiving Yards 26, at ULM, Oct. 5, 2019
Long Reception 24, at ULM, Oct. 5, 2019
Receiving Touchdowns 1, at ULM, Oct. 5, 2019

RUSHING

YEAR	GP/GS	ATT	YARDS	TD	LONG	AVG/C	AVG/G
2019	11/0	62	325	3	72	5.2	29.5
TOTAL	11/0	62	325	3	72	5.2	29.5

RECEIVING


YEARS	GP/GS	REC	YARDS	TD	LONG	REC/G	AVG/C	AVG/G
2019	11/0	5	40	1	24	0.5	8.0	3.6
TOTAL	11/0	5	40	1	24	0.5	8.0	3.6

RUSHING GAME-BY-GAME

DATE	OPPONENT	NO	YDS	AVG	TD	LG
8/31/19	Ole Miss	0	0	0.0	0	0
9/7/19	Southern	10	35	3.5	1	9
9/14/19	at S. Alabama	11	113	10.3	0	72
9/26/19	Navy	3	18	6.0	0	16
10/5/19	at ULM	10	48	4.8	1	14
10/12/19	at Temple	4	27	6.8	1	23
10/19/19	Tulane	7	14	2.0	0	8
10/26/19	at Tulsa	2	10	5.0	0	5
11/2/19	SMU	5	10	2.0	0	8
11/16/19	at Houston	8	39	4.9	0	18
11/23/19	at USF	2	11	5.5	0	6

RECEIVING GAME-BY-GAME

DATE	OPPONENT	NO	YDS	AVG	TD	LG
8/31/19	Ole Miss					Did Not Play
9/7/19	Southern	1	2	2.0	0	2
9/14/19	at S. Alabama	1	18	18.0	1	18
9/26/19	Navy					Did Not Play
10/6/19	at ULM	2	26	13.0	0	24
10/12/19	at Temple	0	0	0.0	0	0
10/19/19	Tulane	0	0	0.0	0	0
10/26/19	at Tulsa	1	-6	-6.0	0	0
11/2/19	SMU	0	0	0.0	0	0
11/16/19	at Houston	0	0	0.0	0	0
11/23/19	at USF	0	0	0.0	0	0



#26 MARQUAVIUS WEAVER | RUNNING BACK

R-SOPHOMORE | 1L | 5-10 | 201

BARTLETT, TENN.

BARTLETT HS

MAJOR: FINANCE

CAREER

Member of the team for two seasons ... Saw first season of on-field action in 2018 after redshirting in 2017 ... Has seen action in seven games ... Has 11 carries for 59 yards ... Has a long rush of 32 yards ... Has three years of eligibility remaining.

CAREER HIGHS

Rush Attempts 4, vs Mercer, Sept. 1, 2018
Rush Yards 32, vs Georgia State, Sept. 14, 2018
Long Rush 32, vs Georgia State, Sept. 14, 2018

RUSHING

YEAR	GP/GS	ATT	YARDS	TD	LONG	AVG/C	AVG/G
2018	5/0	8	48	0	32	6.0	9.6
2019	7/0	5	21	0	8	4.2	3.0
TOTAL	12/0	13	69	0	32	5.3	5.8

RUSHING GAME-BY-GAME

DATE	OPPONENT	NO	YDS	AVG	TD	LG
9/1/18	Mercer	4	14	3.5	0	7
9/8/18	at Navy			Did Not Play		
9/14/18	Georgia State	1	32	32.0	0	32
9/22/18	South Alabama			Did Not Play		
9/28/18	at Tulane			Did Not Play		
10/6/18	UConn	2	5	2.5	0	5
10/13/18	UCF			Did Not Play		
10/20/18	at Missouri			Did Not Play		
11/3/18	at ECU	0	0	0	0	0
11/10/18	Tulsa	1	-3	-3	0	-3
11/16/18	at SMU			Did Not Play		
11/23/18	Houston			Did Not Play		
12/1/18	at UCF			Did Not Play		
12/22/18	vs Wake Forest			Did Not Play		
8/31/19	Ole Miss			Did Not Play		
9/7/19	Southern	2	6	3.0	0	5
9/14/19	at S. Alabama	1	2	2.0	0	2
9/26/19	Navy	0	0	0.0	0	0
10/5/19	at ULM	0	0	0.0	0	0
10/12/19	at Temple			Did Not Play		
10/19/19	Tulane	0	0	0.0	0	0
10/26/19	at Tulsa			Did Not Play		
11/2/19	SMU			Did Not Play		
11/16/19	at Houston	0	0	0.0	0	0
11/23/19	at USF	2	13	6.5	0	0



#3 BRADY WHITE | QUARTERBACK

R-JUNIOR | 1L | 6-3 | 215

NEWHALL, CALIF.

HART HS/ARIZONA STATE

MAJOR: GRADUATE STUDENT

- Johnny Unitas Golden Arm Award Watch List (2019)
- College Football Performance Award Watch List (2019)
- Manning Award Watch List (2019)
- Touchdown Club of Columbus' Players to Watch (2019)
- Johnny Unitas Golden Arm Award Watch List (2018)

CAREER

Graduate transfer and was eligible immediately for the 2018 season ... Has two more years of eligibility remaining ... Transferred to Memphis from Arizona State in January 2018 ... Graduated from Arizona State with a bachelor's degree in business in December of 2017 ... Has 6,370 yards on 450-of-696 passing with 56

TD ... Has a long pass of 75 yards ... Has seven 300-yard passing performances ... Has 17 multi-TD passing games.

HONORS (ACADEMIC/ATHLETIC)

2016 PAC-12 Conference All-Academic first team (QB) ... Dean's List student for the 2018 fall and 2019 spring semesters ... Tiger 3.0 Club for the 2018 fall and 2019 spring semesters ... 2018-19 American Athletic Conference All-Academic Team.

ON THE CHARTS

Career: Fifth in passing yards ... Fourth in TD passes ... Fifth in completions ... Season: Fourth in passing yards with 3,296 (2018) ... Fourth in TD passes with 26 (2018) ... Tied for sixth in completions with 246 (2018) ... Ninth in pass attempts with 392 (2018) ... Tied for sixth in completion percentage at 62.7 (2018) ... Game: Tied for fifth in passing TD with five twice vs Mercer (2018) and Georgia State (2018) ... 17th in passing yards with 358 vs Mercer (2018).

CAREER HIGHS

Pass Completions 28, at Temple, Oct. 12, 2019
Pass Attempts 37, at Missouri, Oct. 20, 2018
Passing Yards 363, at Temple, Oct. 12, 2019
Passing Touchdowns 5, 3x, last Tulane, Oct. 19, 2019
Long Passing Play 75, 2x, last at ECU, Nov. 3, 2018
Rush Attempts 11, at Tulane, Sept. 28, 2018
Rush Yards 28, at UCF, Dec. 1, 2018
Long Rush 12, at Tulane, Sept. 28, 2018

PASSING

YEAR	GP/GS	COMP	ATT	INT	YARDS	TD	LONG	PCT	AVG/P	AVG/G
2018	14/14	246	392	9	3296	26	75	.63	8.4	235.4
2019	11/11	204	304	7	3074	30	73	.67	10.1	279.5
TOTAL	25/25	450	696	16	6370	56	75	.65	9.2	254.8

RUSHING

YEAR	GP/GS	ATT	YARDS	TD	LONG	AVG/C	AVG/G
2018	14/14	53	-43	1	12	-0.8	-3.1
2019	11/11	41	-46	2	14	-1.1	-4.2
TOTAL	25/25	94	-89	3	14	-0.9	-3.6

PASSING GAME-BY-GAME

DATE	OPPONENT	ATT	COMP	YDS	INT	TD	LG	SACK
9/1/18*	Mercer	28	22	358	0	5	75	0
9/8/18*	at Navy	25	15	145	1	0	23	1
9/14/18*	Georgia State	26	19	269	0	5	48	1
9/22/18*	South Alabama	29	22	292	0	2	39	2
9/28/18*	at Tulane	30	14	246	0	2	43	7
10/6/18*	UConn	18	16	239	0	1	44	1
10/13/18*	UCF	29	17	209	0	0	39	1
10/20/18*	at Missouri	37	15	208	2	2	30	3
11/3/18*	at ECU	30	21	362	0	3	75	2
11/10/18*	Tulsa	20	14	184	0	2	33	0
11/16/18*	at SMU	31	18	226	2	2	62	0
11/23/18*	Houston	33	21	209	2	1	44	2
12/1/18*	at UCF	29	17	178	1	0	41	2
12/22/18*	vs Wake Forest	27	15	171	1	1	44	3
8/31/19*	Ole Miss	31	23	172	1	0	23	2
9/7/19*	Southern	21	17	337	0	2	65	1
9/14/19*	at S. Alabama	20	12	209	1	3	58	1
9/26/19*	Navy	18	14	196	0	1	73	3
10/5/19*	at ULM	23	15	249	1	3	50	2
10/12/19*	at Temple	43	28	363	1	2	43	3
10/19/19*	Tulane	29	21	358	0	5	68	0
10/26/19*	at Tulsa	25	15	277	0	2	59	0
11/2/19*	SMU	33	19	350	0	3	50	4
11/16/19*	at Houston	33	22	341	1	5	56	1
11/23/19*	at USF	28	18	222	2	2	50	1

RUSHING GAME-BY-GAME

DATE	OPPONENT	NO	YDS	AVG	TD	LG
9/1/18*	Mercer	3	20	6.7	0	8
9/8/18*	at Navy	3	-13	-4.3	0	0
9/14/18*	Georgia State	2	4	2.0	0	4
9/22/18*	South Alabama	2	-14	-7.0	0	0
9/28/18*	at Tulane	11	-26	-2.4	0	12
10/6/18*	UConn	2	0	-7.0	0	0
10/13/18*	UCF	4	9	2.2	1	11
10/20/18*	at Missouri	5	-5	-1.0	0	1
11/3/18*	at ECU	2	-17	-8.5	0	0
11/10/18*	Tulsa	1	8	8.0	0	8
11/16/18*	at SMU	2	-1	-0.5	0	2
11/23/18*	Houston	2	-13	-6.5	0	0

12/1/18*	at UCF	8	28	3.5	0	11
12/22/18*	vs Wake Forest	6	-12	-2.0	0	6
8/31/19*	Ole Miss	5	-6	-1.2	1	1
9/7/19*	Southern	2	1	0.5	0	8
9/14/19*	at S. Alabama	1	-5	-5.0	0	0
9/26/19*	Navy	4	-19	-4.8	0	3
10/5/19*	at ULM	4	-5	-1.3	0	3
10/12/19*	at Temple	6	-7	-1.2	0	4
10/19/19*	Tulane	3	-7	-2.3	0	0
10/26/19*	at Tulsa	2	5	2.5	0	3
11/2/19*	SMU	7	-14	-2.0	0	2
11/16/19*	at Houston	2	7	3.5	1	14
11/23/19*	at USF	5	4	0.8	0	5



#9 POP WILLIAMS | WIDE RECEIVER

SENIOR | 3L | 5-9 | 169

DESTREHAN, LA.

DESTREHAN HS

MAJOR: INTERDISCIPLINARY STUDIES

- Athlon Sports Preseason All-American (2019)
- Reese's Senior Bowl Watch List (2019)
- All-AAC First Team (2018)
- Joey Allison Special Teams Player of the Year (2018/Highland Hundred)

CAREER

Will miss the remainder of the season due to injury ... Has played in 41 games, making 12 starts ... Has 57 receptions for 577 yards and two TD ... Has 13 multi-reception performances ... Has a career-long catch of 55 yards ... Has 58 punt returns for 528 yards and one TD ... Has a long punt return of 72 yards ... Has two kick returns for 20 yards ... Has six carries for 53 yards ... Has seven solo tackles.

HONORS (ACADEMIC/ATHLETIC)

Tiger 3.0 Club for the 2019 spring semester ... 2018 All-American Athletic Conference first team (PR).

ON THE CHARTS

Career: Sixth in punt returns (51) ... Sixth in punt return yards (484) ... Season: Sixth most punt return yards (313, 2018) ... Game: Tied for first in punt returns for TD (1 vs Tulsa, 2018) ... Fifth in punt return yards (109 vs Tulsa, 2018) ... Sixth (27.3 ypr vs Tulsa, 2018) and 10th (18.8 vs Georgia State, 2018) in punt return average.

CAREER HIGHS

Points Scored.....	12, vs Tulsa, Nov. 10, 2018
Touchdowns.....	2, vs Tulsa, Nov. 20, 2018
Receptions.....	6, vs Mercer, Sept. 1, 2018
Receiving Yards.....	74, vs SIU, Sept. 23, 2017
Long Reception.....	55, vs SIU, Sept. 23, 2017
Punt Returns.....	5, 2x, last vs Houston, Nov. 23, 2018
Punt Return Yards.....	109, vs Tulsa, Nov. 10, 2018
Long Punt Return.....	72, vs Tulsa, Nov. 10, 2018

RECEIVING

YEARS	GP/GS	REC	YARDS	TD	LONG	REC/G	AVG/C	AVG/G
2016	13/0	7	79	0	20	0.5	11.3	6.1
2017	11/0	12	145	0	55	1.1	12.1	13.2
2018	14/11	33	304	2	30	2.4	9.2	21.7
2019	3/1	5	49	0	23	1.7	9.8	16.3
TOTAL	41/12	57	577	2	55	1.4	10.1	14.1

RUSHING

YEAR	GP/GS	ATT	YARDS	TD	LONG	AVG/C	AVG/G
2016	13/0	0	0	0	0	0.0	0.0
2017	11/0	2	13	0	10	6.5	1.2
2018	14/11	4	40	0	19	10.0	2.9
2019	3/1	0	0	0	0	0.0	0.0
TOTAL	41/12	6	53	0	19	8.8	1.3

KICK RETURNS

YEAR	GP/GS	NO	YARDS	TD	LONG	AVG/R	AVG/G
2016	13/0	0	0	0	0	0.0	0.0
2017	11/0	2	25	0	16	12.5	2.3
2018	14/11	2	20	0	12	10.0	1.4
2019	3/1	1	19	0	19	19.0	6.3
Total	41/12	5	64	0	19	12.8	1.6

PUNT RETURNS

YEAR	GP/GS	NO	YARDS	TD	LONG	AVG/R	AVG/G
2016	13/0	4	69	0	31	17.3	5.3
2017	11/0	18	102	0	23	5.7	9.3
2018	14/11	29	313	1	72	10.8	22.4
2019	3/1	7	44	0	21	6.3	14.7
TOTAL	41/12	58	528	1	72	9.1	12.9

RECEIVING GAME-BY-GAME

DATE	OPPONENT	NO	YDS	AVG	TD	LG
9/3/16	SEMO	1	13	13.0	0	13
9/17/16	Kansas	0	0	0.0	0	0



#48 ADAM WILLIAMS | PUNTER

R-SOPHOMORE | 1L | 6-5 | 238

LEBANON, TENN.

WILSON CENTRAL

MAJOR: SPORT AND LEISURE MANAGEMENT

CAREER

Member of the team for two seasons ... Saw first season of on-field action in 2018 after redshirting in 2017 ... Has 91 punts for a 44.2 average (4,021 total yards) ... Has a long punt of 77 yards ... Has 35 punts inside the 20, 23 fair-catches and 21 of more than 50 yards ... Has two kickoffs for a 52.5 average (105 total yards) ... Has one solo tackle ... Has three years of eligibility remaining.

ON THE CHARTS

Season: Eighth in punting average at 43.2 (2018) ... Game: fourth in longest punt with a 77-yarder ... Tied for eighth (52.0) and is 18th (50.8) in punting average.

CAREER HIGHS

Punt Yards.....	360, vs Wake Forest, Dec. 22, 2018
Longest Punt.....	77 at ULM, Oct. 5, 2019
Punts Inside the 20.....	3, 2x, last vs Wake Forest, Dec. 22, 2018

PUNTING

YEAR	GP	NO	YARDS	LONG	AVG	TB	FC	I20	50+	BLKD
2018	14/0	58	2503	73	43.2	5	18	22	12	2
2019	11/0	33	1518	77	46.0	3	5	13	9	0
TOTAL	25/0	91	4021	77	44.2	8	23	35	21	2

PUNTING GAME-BY-GAME

DATE	OPPONENT	NO	YDS	AVG	LG	TB	FC	50+	I20	BLK
9/1/218	Mercer	2	72	36.0	38	0	0	0	1	0
9/8/18	at Navy	5	215	43.0	51	0	2	1	2	0
9/14/18	Georgia State	2	79	39.5	50	1	0	1	1	0
9/22/18	S Alabama	2	104	52.0	58	0	0	1	2	1
9/28/18	at Tulane	5	193	38.6	44	1	2	0	1	0
10/6/18	UConn	1	36	36.0	36	0	0	0	1	0
10/13/18	UCF	5	216	43.2	52	2	0	1	2	0
10/20/18	at Missouri	5	232	46.4	58	0	2	1	1	1
11/3/18	at ECU	5	179	35.8	42	0	3	0	2	0
11/10/18	Tulsa	4	146	36.5	43	0	0	0	1	0
11/16/18	at SMU	4	203	50.8	73	1	1	1	1	0
11/23/18	Houston	5	236	47.2	57	0	2	2	1	0
12/1/18	at UCF	5	232	46.4	58	0	3	2	3	0
12/22/18	vs Wake Forest	8	360	45.0	57	0	3	2	3	0
8/31/19	Ole Miss	6	263	43.8	61	2	0	1	1	0
9/7/19	Southern	1	54	54.0	54	0	0	1	1	0
9/14/19	at S. Alabama	4	193	48.2	54	1	0	2	2	0
9/26/19	Navy	4	176	44.0	48	0	0	0	1	0
10/5/19	at ULM	3	164	54.7	77	0	0	1	1	0
10/12/19	at Temple	2	80	40.0	43	0	1	0	1	0
10/19/19	Tulane	3	154	51.3	76	0	1	1	2	0
10/26/19	at Tulsa	3	113	37.6	50	0	0	1	1	0
11/2/19	SMU	2	97	48.5	51	0	1	1	1	0
11/16/19	at Houston	1	45	45.0	45	0	0	0	0	1
11/23/19	at USF	4	179	44.7	50	0	2	1	2	0

9/24/16	Bowling Green	1	15	15.0	0	15
10/1/16	at Ole Miss	0	0	0.0	0	0
10/6/16	Temple	0	0	0.0	0	0
10/14/16	at Tulane	2	8	4.0	0	7
10/22/16	at Navy	0	0	0.0	0	0
10/29/16	Tulsa	0	0	0.0	0	0
11/5/16	at SMU	1	20	20.0	0	20
11/18/16	at Cincinnati	0	0	0.0	0	0
11/25/16	Houston	0	0	0.0	0	0
8/31/17	ULM	1	2	2.0	0	2
9/16/17	UCLA	0	0	0.0	0	0
9/23/17	SIU	2	74	37.0	0	55
9/30/17	at UCF	3	28	9.3	0	15
10/6/17	at UConn	4	33	8.3	0	12
10/14/17	Navy	1	6	6.0	0	6
10/19/17	at Houston	0	0	0.0	0	0
10/27/17	Tulane	0	0	0.0	0	0
11/3/17	at Tulsa	0	0	0.0	0	0
11/18/17	SMU			Did Not Play - Inj.		
11/25/17	ECU	0	0	0.0	0	0
12/2/17	at UCF			Did Not Play - Inj.		
12/30/17	vs Iowa State	1	2	2.0	0	2
9/1/18*	vs Mercer	6	39	6.5	0	14
9/8/18*	at Navy	4	42	10.5	0	23
9/14/18	Georgia State	0	0	0.0	0	0
9/22/18*	South Alabama	5	65	13.0	1	25
9/28/18*	at Tulane	3	56	18.7	0	30
10/6/18	UConn	1	7	7.0	0	7
10/13/18*	UCF	2	23	11.5	0	13
10/20/18*	at Missouri	3	18	6.0	0	9
11/3/18*	at ECU	1	17	17.0	0	17
11/10/18*	Tulsa	3	8	2.7	1	4
11/16/18*	at SMU	1	7	7.0	0	7
11/23/18	Houston	1	5	5.0	0	5
12/1/18*	at UCF	0	0	0.0	0	0
12/22/18*	vs Wake Forest	3	17	5.6	0	10
8/31/19	Ole Miss	4	40	10.0	0	23
9/7/19	Southern	1	9	9.0	0	9
9/14/19*	at S. Alabama	0	0	0.0	0	0
9/26/19	Navy			Did Not Play - Inj.		
10/5/19	at ULM			Did Not Play - Inj.		
10/12/19	at Temple			Did Not Play - Inj.		
10/19/19	Tulane			Did Not Play - Inj.		
10/26/19	at Tulsa			Did Not Play - Inj.		
11/2/19	SMU			Did Not Play - Inj.		
11/16/19	at Houston			Did Not Play - Inj.		
11/23/19	at USF			Did Not Play - Inj.		

RUSHING GAME-BY-GAME

DATE	OPPONENT	NO	YDS	AVG	TD	LG
8/31/17	ULM	0	0	0.0	0	0
9/16/17	UCLA	1	10	10.0	0	10
9/23/17	SIU	0	0	0.0	0	0
9/30/17	at UCF	0	0	0.0	0	0
10/6/17	at UConn	0	0	0.0	0	0
10/14/17	Navy	0	0	0.0	0	0
10/19/17	at Houston	0	0	0.0	0	0
10/27/17	Tulane	1	3	3.0	0	3
11/3/17	at Tulsa	0	0	0.0	0	0
11/18/17	SMU			Did Not Play - Inj.		
11/25/17	ECU	0	0	0.0	0	0
12/2/17	at UCF			Did Not Play - Inj.		
12/30/17	vs Iowa State	0	0	0.0	0	0
9/1/18*	Mercer	1	8	8.0	0	8
9/8/18*	at Navy	0	0	0.0	0	0
9/14/18	Georgia State	2	13	6.5	0	10
9/22/18*	South Alabama	0	0	0.0	0	0
9/28/18*	at Tulane	0	0	0.0	0	0
10/6/18	UConn	0	0	0.0	0	0
10/13/18*	UCF	0	0	0.0	0	0
10/20/18*	at Missouri	0	0	0.0	0	0
11/3/18*	at ECU	1	19	19.0	0	19
11/10/18*	Tulsa	0	0	0.0	0	0
11/16/18*	at SMU	0	0	0.0	0	0
11/23/18	Houston	0	0	0.0	0	0
12/1/18*	at UCF	0	0	0.0	0	0
12/22/18*	vs Wake Forest	0	0	0.0	0	0

PUNT RETURN GAME-BY-GAME

DATE	OPPONENT	NO	YDS	AVG	TD	LG
9/3/16	SEMO	1	4	4.0	0	4
9/17/16	Kansas	1	31	31.0	0	31
9/24/16	Bowling Green	1	4	4.0	0	4
11/18/16	at Cincinnati	1	30	30.0	0	30

8/31/17	ULM	2	22	11.0	0	23
9/16/17	UCLA	2	9	4.5	0	9
9/23/17	SIU	5	10	2.0	0	4
9/30/17	at UCF	1	-1	-1.0	0	-1
10/6/17	at UConn	1	16	16.0	0	16
10/14/17	Navy	2	9	4.5	0	5
10/19/17	at Houston	1	20	20.0	0	20
10/27/17	Tulane	0	0	0.0	0	0
11/3/17	at Tulsa	0	0	0.0	0	0
11/18/17	SMU			Did Not Play - Inj.		
11/25/17	ECU	1	3	3.0	0	3
12/2/17	at UCF			Did Not Play - Inj.		
12/30/17	vs Iowa State	1	9	9.0	0	9
9/1/18*	Mercer	2	-6	-3.0	0	0
9/8/18*	at Navy	3	22	7.3	0	15
9/14/18	Georgia State	4	75	18.8	0	47
9/22/18*	South Alabama	1	18	18.0	0	18
9/28/18*	at Tulane	0	0	0.0	0	0
10/6/18	UConn	3	28	9.3	0	26
10/13/18*	UCF	2	26	13.0	0	16
10/20/18*	at Missouri	0	0	0.0	0	0
11/3/18*	at ECU	3	11	3.7	0	13
11/10/18*	Tulsa	4	109	27.3	1	72
11/16/18*	at SMU	1	-1	-1.0	0	-1
11/23/18	Houston	5	28	5.6	0	12
12/1/18*	at UCF	0	0	0.0	0	0
12/22/18*	vs Wake Forest	1	3	3.0	0	3
8/31/19	Ole Miss	3	27	9.0	0	19
9/7/19	Southern	2	5	2.5	0	3
9/14/19*	at S. Alabama	2	12	6.0	0	7
9/26/19	Navy			Did Not Play - Inj.		
10/5/19	at ULM			Did Not Play - Inj.		
10/12/19	at Temple			Did Not Play - Inj.		
10/19/19	Tulane			Did Not Play - Inj.		
10/26/19	at Tulsa			Did Not Play - Inj.		
11/2/19	SMU			Did Not Play - Inj.		
11/16/19	at Houston			Did Not Play - Inj.		
11/23/19	at USF			Did Not Play - Inj.		



#38 JONATHAN WILSON | DEFENSIVE LINE

SENIOR | 3L | 6-3 | 264
PORT SULPHUR, LA.
SOUTH PLAQUEMINES HS
MAJOR: HEALTH STUDIES

CAREER

Has played in 51 games, making 42 starts ... Has 95 total tackles (61 solo), including 23 TFL (112 yards) and 12 sacks (90 yards) ... Has 11 QB hurries, three PBU, two fumble recoveries, two forced fumble, one interception (returned for TD) and one blocked kick ... Has 23 multi-tackle games ... Has three carries for two yards ... Has five kick returns for 27 yards.

HONORS (ACADEMIC/ATHLETIC)

2017-18 American Athletic Conference All-Academic Team ... Tiger 3.0 Club for the 2017 fall semester.

CAREER HIGHS

Tackles 6, 2x, last at Tulane, Sept. 28, 2018
Quarterback Hurries 3 vs Ole Miss, Aug. 31, 2019
Interception 1, vs Kansas, Sept. 17, 2016
Interception Ret. Yds 61, vs Kansas, Sept. 17, 2016
Touchdowns 1, vs Kansas, Sept. 17, 2016
Pass Breakups 1, 2x, last vs Temple, Oct. 6, 2016
Sacks 2, 2x, last vs Houston, Nov. 23, 2018
Tackles for Loss 2, 3x, last vs Houston, Nov. 23, 2018
Fumble Recoveries 1, 2x, last at UCF, Dec. 1, 2018
Forced Fumbles 1, vs Tulane, Oct. 27, 2017
Blocked PAT 1, vs South Alabama, Sept. 22, 2018

TACKLES

YEAR	GP/GS	UA	A	TOTAL	TFL	TFLY	PD	FF	FR	BLK
2016	13/8	20	10	30	6.0	26	3	0	0	0
2017	13/9	11	11	22	5.0	19	0	1	1	0
2018	14/14	22	8	30	9.5	58	0	0	1	1

2019	11/11	8	5	13	2.5	9	0	0	0	0
Total	51/42	61	34	95	23.0	112	3	1	2	1

SACKS

YEAR	GP/GS	UA	A	TOTAL	YARDS
2016	13/8	3	0	3	20
2017	13/9	2	0	2	16
2018	14/14	6	0	6	49
2019	11/11	1	0	1	5
Total	51/42	12	0	12.0	90

DEFENSE GAME-BY-GAME

DATE	OPPONENT	UT	AT	TT	TFL	SK	FF	FR	PD	INT	QBH
9/3/16	SEMO	0	0	0	0-0	0-0	0	0-0	0	0-0	1
9/17/16	Kansas	0	1	1	0-0	0-0	0	0-0	0	1-61	0
9/24/16	BGSU	0	0	0	0-0	0-0	0	0-0	0	0-0	0
10/1/16	at Ole Miss	1	0	1	1-5	1-5	0	0-0	1	0-0	0
10/6/16	Temple	2	0	2	1-10	1-10	0	0-0	1	0-0	1
10/14/16*	at Tulane	3	1	4	0-0	0-0	0	0-0	0	0-0	0
10/22/16*	at Navy	3	3	6	1-4	0-0	0	0-0	0	0-0	0
10/29/16*	Tulsa	3	1	4	0-0	0-0	0	0-0	0	0-0	0
11/5/16*	at SMU	1	0	1	0-0	0-0	0	0-0	0	0-0	0
11/12/16*	USF	1	0	1	1-1	0-0	0	0-0	0	0-0	0
11/18/16*	at Cincinnati	2	2	4	1-5	1-5	0	0-0	0	0-0	0
11/25/16*	Houston	3	0	3	1-1	0-0	0	0-0	0	0-0	0
12/2/16*	vs WKU	1	2	3	0-0	0-0	0	0-0	0	0-0	0
8/31/17	ULM	1	0	1	1-1	0-0	0	1-0	0	0-0	0
9/16/17	UCLA	1	0	1	1-10	1-10	0	0-0	0	0-0	0
9/23/17	SIU	1	2	3	0-0	0-0	0	0-0	0	0-0	0
9/30/17*	at UCF	0	1	1	0-0	0-0	0	0-0	0	0-0	1
10/6/17*	at UConn	0	1	1	0-0	0-0	0	0-0	0	0-0	0
10/15/17	Navy	1	2	3	0.5-0	0-0	0	0-0	0	0-0	0
10/19/17*	at Houston	1	0	1	0-0	0-0	0	0-0	0	0-0	1
10/27/17*	Tulane	3	1	4	1-6	1-6	1	0-0	0	0-0	0
11/3/17*	at Tulsa	0	2	2	0.5-1	0-0	0	0-0	0	0-0	0
11/18/17*	SMU	2	1	3	1-1	0-0	0	0-0	0	0-0	0
11/25/17*	ECU	0	0	0	0-0	0-0	0	0-0	0	0-0	0
12/2/17*	at UCF	1	1	2	0-0	0-0	0	0-0	0	0-0	0
12/30/17*	vs Iowa St	0	0	0	0-0	0-0	0	0-0	0	0-0	0
9/1/18*	Mercer	0	0	0	0-0	0-0	0	0-0	0	0-0	0
9/8/18*	at Navy	2	2	4	0-0	0-0	0	0-0	0	0-0	0
9/14/18*	Georgia State	2	2	4	.5-1	0-0	0	0-0	0	0-0	1
9/22/18*	S Alabama	0	0	0	0-0	0-0	0	0-0	0	0-0	0
9/28/18*	at Tulane	3	3	6	0-0	0-0	0	0-0	0	0-0	0
10/6/18*	UConn	1	0	1	0-0	0-0	0	0-0	0	0-0	0
10/13/18*	UCF	3	0	3	1-1	0-0	0	0-0	0	0-0	0
10/29/18*	at Mizzou	0	0	0	0-0	0-0	0	0-0	0	0-0	0
11/3/18*	at ECU	1	0	1	1-7	1-7	0	0-0	0	0-0	0
11/10/18*	Tulsa	3	0	3	2-17	2-17	0	0-0	0	0-0	1
11/16/18*	at SMU	2	0	2	2-16	1-10	0	0-0	0	0-0	1
11/23/18*	Houston	4	0	4	2-15	a	0	0-0	0	0-0	0
12/1/18*	at UCF	1	1	2	1-1	0-0	0	1-0	0	0-0	0
12/22/18*	vs Wake Forest	0	0	0	0-0	0-0	0	0-0	0	0-0	0
8/31/19*	Ole Miss	1	1	2	0-0	0-0	0	0-0	0	0-0	3
9/7/19*	Southern	1	0	1	0-0	0-0	0	0-0	0	0-0	0
9/14/19*	at S. Alabama	3	0	3	1-5	1-5	0	0-0	0	0-0	0
9/26/19*	Navy	0	1	1	0-0	0-0	0	0-0	0	0-0	0
10/5/19*	at ULM	0	1	1	0-0	0-0	0	0-0	0	0-0	1
10/12/19*	at Temple	0	0	0	0-0	0-0	0	0-0	0	0-0	0
10/19/19*	Tulane	0	0	0	0-0	0-0	0	0-0	0	0-0	0
10/26/19*	at Tulsa	1	1	2	1-3	0-0	0	0-0	0	0-0	1
11/2/19*	SMU	2	0	2	0-0	0-0	0	0-0	0	0-0	0
11/16/19*	at Houston	0	1	1	0.5-1	0-0	0	0-0	0	0-0	0
11/23/19*	at USF	0	0	0	0-0	0-0	0	0-0	0	0-0	0



#45 KAM WILSON | TIGHT END

R-FRESHMAN | SQ | 6-7 | 240

BESSEMER, ALA.

HUEYTOWN HS

MAJOR: EXERCISE AND SPORT SCIENCE

CAREER

Returns for his second year after a redshirt season in 2018 ... Has four years of eligibility remaining.

RECEIVING

YEARS	GP/GS	REC	YARDS	TD	LONG	REC/G	AVG/C	AVG/G
-------	-------	-----	-------	----	------	-------	-------	-------

2019	10/0	3	14	2	6	0.3	4.7	1.4
TOTAL	10/0	3	14	2	6	0.3	4.7	1.4

CAREER HIGHS

Receptions..... 1, 3x, last at Houston, Nov. 16, 2019
Receiving Yards..... 6, 2x, last at Houston, Nov. 16, 2019
Touchdowns 1, 2x, last at Houston, Nov. 16, 2019

RECEIVING GAME-BY-GAME

DATE	OPPONENT	NO	YDS	AVG	TD	LG
8/31/19	Ole Miss			Did Not Play		
9/7/19	Southern	0	0	0.0	0	0
9/14/1	at S. Alabama	1	6	6.0	0	6
9/26/19	Navy			Did Not Play		
10/5/19	at ULM	1	2	2.0	1	2
10/12/19	at Temple	0	0	0.0	0	0
10/19/19	Tulane	0	0	0.0	0	0
10/26/19	at Tulsa	0	0	0.0	0	0
11/2/19	SMU	0	0	0.0	0	0
11/16/19	at Houston	1	6	6.0	1	6
11/23/19	at USF	0	0	0.0	0	0



#53 DUSTIN WOODARD | OFFENSIVE LINE

SENIOR | 3L | 6-2 | 291

CHANDLER, ARIZ.

CHANDLER HS

MAJOR: MANAGEMENT

- Outland Trophy Watch List (2019)
- Rimington Trophy Watch List (2019)
- Semifinalist for William V. Campbell Trophy (2019)
- Senior CLASS Award candidate (2019)
- All-AAC First Team (2018)

CAREER

Has seen action in 48 games with consecutive 49 starts ... Moved to center in 2019 ... Has played 3,384 of 3,697 snaps (.915) ... Has played every snap in 32 games ... Has blocked for three of the top four offenses in program history (2018: 1st; 2017: 2nd; 2016: 4th) ... The three offenses have piled up more than 20,000 yards (20,269) ... Member of the program's top two scoring offenses (2018: 1st; 2017: 2nd) ... Blocked for an offense that produced a unanimous All-American in Darrell Henderson in 2018 and a consensus All-American in Anthony Miller in 2017.

HONORS (ACADEMIC/ATHLETIC)

Two-time American Athletic Conference All-Academic Team (2016-17, 2017-18) ... Dean's List for the 2018 spring semester ... Tiger 3.0 Club for the 2017 fall, 2018 spring and 2019 spring semesters ... 2018 All-American Athletic Conference first team ... 2016 247Sports.com True Freshman All-America Team.

CAREER HIGHS

Offensive Plays..... 92, vs Houston, Nov. 23, 2018

OFFENSIVE LINE

YEAR	GAMES/STARTS	PLAYS/TOTAL TEAM PLAYS
2016	13/11	844/964
2017	13/13	876/941
2018	14/14	979/1028
2019	11/11	685/757
TOTAL	51/49	3384/3697

OFFENSIVE LINE GAME-BY-GAME

DATE	OPPONENT	POSITION - PLAYS
9/3/16	SEMO	Left Guard - 25/73
9/17/16	Kansas	Left Guard - 42/72
9/24/16*	Bowling Green	Left Guard/Center - 53/77
10/1/16*	at Ole Miss	Left Guard - 60/78
10/6/16*	Temple	Left Guard - 58/58
10/14/16*	at Tulane	Left Guard - 67/67
10/22/16*	at Navy	Left Guard - 71/71
10/29/16*	Tulsa	Left Guard - 82/82
11/5/16*	at SMU	Left Guard/Center - 72/72
11/12/16*	USF	Left Guard - 81/81

11/18/16*	at Cincinnati	Left Guard - 73/73
11/25/16*	Houston	Left Guard - 79/79
12/20/16*	vs W. Kentucky	Left Guard - 81/81
8/31/17*	ULM	Left Guard - 64/64
9/16/17*	UCLA	Left Guard - 71/76
9/23/17*	SIU	Left Guard - 72/72
9/30/17*	at UCF	Left Guard - 73/73
10/6/17*	at UConn	Left Guard - 86/100
10/14/17*	Navy	Left Guard - 69/69
10/19/17*	at Houston	Left Guard - 76/76
10/28/17*	Tulane	Left Guard - 37/63
11/3/17*	at Tulsa	Left Guard - 72/77
11/18/17*	SMU	Left Guard - 69/74
11/25/17*	ECU	Left Guard - 39/49
12/2/17*	at UCF	Left Guard - 89/89
12/30/17*	vs Iowa State	Left Guard - 59/59
9/1/18*	Mercer	Right Guard - 53/86
9/8/18*	at Navy	Right Guard - 49/49
9/14/18*	Georgia State	Right Guard - 55/62
9/22/18*	South Alabama	Right Guard - 76/76
9/28/18*	at Tulane	Right Guard - 51/51
10/6/18*	UConn	Right Guard - 50/59
10/13/18*	UCF	Right Guard - 81/81
10/20/18*	at Missouri	Right Guard - 81/81
11/3/18*	at ECU	Right Guard - 82/82
11/10/18*	Tulsa	Right Guard - 71/78 & Center 7/78
11/16/18*	at SMU	Right Guard - 74/74
11/23/18*	Houston	Right Guard - 92/92
12/1/18*	at UCF	Right Guard - 75/75
12/22/18*	vs Wake Forest	Right Guard - 82/82
8/31/19*	Ole Miss	Center - 82/82
9/7/19*	Southern	Center - 48/70
9/14/19*	at S. Alabama	Center - 53/67
9/26/19*	Navy	Center - 43/43
10/5/19*	at ULM	Center - 60/60
10/12/19*	at Temple	Center - 77/77
10/19/19*	Tulane	Center - 59/66
9/26/19*	Navy	Center - 43/43
10/5/19*	at ULM	Center - 60/60
10/12/19*	at Temple	Center - 77/77
10/19/19*	Tulane	Center - 59/66
10/26/19*	at Tulsa	Center - 59/59
11/2/19*	SMU	Center - 76/76
11/16/19*	at Houston	Center - 62/75
11/23/19*	at USF	Center - 69/89