



MOUNTAINEER FOOTBALL

PO BOX 877 // MORGANTOWN, WV 26507-0877 // 304.293.2821 PHONE

WVUSPORTS.COM

GAME 9



WEST VIRGINIA MOUNTAINEERS

2024 Record: 4-4, 3-2 Big 12
Head Coach: Neal Brown
Alma Mater:.....UMass ('02)
Record at WVU: 35-33 (6th)
Overall Record: 70-49 (10th)



DATE: Saturday, November 9, 2024
TIME: 12 P.M. (ET)
LOCATION: Cincinnati, Ohio
STADIUM: Nippert Stadium (38,193)

LIVE BROADCAST: FS1
LIVE AUDIO:
Mountaineer Sports Network by
Learfield
WVU Game Day Apps and WVUSports.com

X UPDATES: @wvufootball
LIVE STATS:
cincinnati.statbroadcast.com



CINCINNATI BEARCATS

2024 Record: 5-3, 3-2 Big 12
Head Coach: Scott Satterfield
Alma Mater: .. Appalachian State ('96)
Record at UC: 8-12 (2nd)
Overall Record: 84-60 (12th)



NOTING THE MOUNTAINEERS

- The 2024 season marks West Virginia's 132nd season of football. The Mountaineers are tied with Texas A&M as the 15th winningest program in college football
- The 2024 year marks the 45th season of competition for West Virginia at Milan Puskar Stadium. WVU has a 199-79-4 (.713) all-time mark at the facility, which opened in 1980
- WVU is 11-6-1 in games played on Nov. 9, including 6-3 on the road. The last time WVU played on that date was in 2019 against Texas Tech (L 38-17)
- Since 2002, the Mountaineers are 102-15 when winning the turnover battle
- West Virginia has reached 100 yards on the ground 42 times in the Neal Brown era
- Overall, the Mountaineers are 31-11 in the Neal Brown era when rushing for at least 100 yards
- West Virginia has surpassed at least 140 rushing yards in 23 of the last 24 games, dating back to 2022
- The Mountaineers are ranked No. 5 nationally for fewest penalty yards per game and No. 12 in fewest penalties per game

- WVU's offense is ranked No. 29 nationally for most possession time in 2024 (31.36)
- West Virginia's rushing attack is ranked No. 23 nationally in most yards per game (202.3)
- The Mountaineers are tied for No. 2 nationally in fourth downs converted (17) in FBS football in 2024. Three of WVU's touchdowns at Arizona came on fourth down
- WVU's defense also has recorded multiple sacks in 10 of the last 13 games
- The Mountaineer defense has recorded at least four tackles for loss in 26 of the last 29 games
- West Virginia has held 16 of its last 20 opponents to fewer than 300 yards passing
- The Mountaineer rushing defense is ranked No. 39 nationally, holding its opponents to 121.5 yards per game. WVU has held its opponents to 130 yards rushing or fewer in six of eight games
- WVU is ranked No. 25 in punt return defense (4.4), No. 26 nationally in kickoff return defense (16.96) and No. 39 in net punting (40.8)
- Jahiem White has 32 missed tackles forced to lead WVU, CJ Donaldson Jr. has 23 and Garrett Greene has 21

THE SERIES

All-Time Series WVU leads 17-3-1
In Cincinnati WVU leads 8-1
In Morgantown WVU leads 9-2-1
At Neutral Site 0-0
First Meeting 1921, WVU 50-0 (H)
Last Meeting 2023, WVU 42-21 (H)
Brown vs. UC 1-0
Brown vs. Satterfield 2-2
Satterfield vs. WVU 0-1

- White is ranked No. 44 nationally for rushing yards per carry (5.8)
- Greene is ranked No. 20 nationally for passing yards per completion (13.66), No. 26 nationally for rushing yards per carry (6.2) and No. 42 nationally for most total offense yards per game (260.4)
- According to PFF College, Wyatt Milum is ranked as the No. 1 offensive tackle in the nation, grading out at 92.1%. His 90.1 run-blocking grade is No. 2 and his pass-blocking grade is No. 5. He has played 193 snaps and has not allowed a pressure, a sack or a quarterback hit
- TJ Jackson II is ranked No. 11 nationally and No. 1 in the Big 12 for most tackles for loss per game (1.4)
- Jackson is ranked No. 4 in the Big 12 for most sacks per game (0.56)
- Michael Hayes II is ranked No. 18 nationally for field goal percentage (.900)

2024 SCHEDULE & RESULTS



PENN STATE
Aug. 31
L/34-12
FOX



UALBANY
Sept. 7
W/49-14
ESPN+



AT PITT
Sept. 14
L/38-34
ESPN2



KANSAS
Sept. 21
W/32-28
ESPN2



AT OKLA. STATE
Oct. 5
W/38-14
ESPN2



IOWA STATE
Oct. 12
L/28-16
FOX



KANSAS STATE
Oct. 19
L/45-18
FOX



AT ARIZONA
Oct. 26
W/31-26
FS1



AT CINCINNATI
Nov. 9
Noon
FS1



BAYLOR
Nov. 16
4 p.m.
ESPN2



UCF
Nov. 23
TBA



AT TEXAS TECH
Nov. 30
TBA

132ND SEASON OF WVU FOOTBALL



GAME COVERAGE

TV FS1
Chris Myers (PBP), Robert Smith (analyst)
Radio Mountaineer Sports Network
Tony Caridi (PBP), Dwight Wallace (analyst),
Jed Drenning (sideline),
Andrew Caridi, John Antonik (Pre/Postgame Show)
Satellite Radio Broadcast SiriusXM
Sirius/XM Ch. 381
https://sxm.app.link/SXM971
Live Statistics cincinnati.statbroadcast.com
X Updates @WVUFootball

NATIONAL RANKINGS

ASSOCIATED PRESS // NOV. 3, 2024

School	Points	Record	Prev. Rank
1. Oregon (62)	1,550	9-0	1
2. Georgia	1,449	7-1	2
3. Ohio State	1,442	7-1	4
4. Miami (Fla.)	1,348	9-0	5
5. Texas	1,310	7-1	6
6. Penn State	1,158	7-1	3
7. Tennessee	1,150	7-1	7
8. Indiana	1,123	9-0	13
9. BYU	1,084	8-0	9
10. Notre Dame	1,066	7-1	8
11. Alabama	867	6-2	14
12. Boise State	853	7-1	15
13. SMU	752	8-1	20
14. LSU	707	6-2	16
15. Texas A&M	662	7-2	10
16. Ole Miss	653	7-2	19
17. Iowa State	592	7-1	11
18. Army	468	8-0	21
19. Clemson	447	6-2	11
20. Washington State	351	7-1	22
21. Colorado	234	6-2	23
22. Kansas State	227	7-2	17
23. Pitt	203	7-1	18
24. Vanderbilt	130	6-3	RV
25. Louisville	115	6-3	RV

ARV: Missouri 81, South Carolina 58, Tulane 41, UNLV 9, Louisiana-Lafayette 9, Washington 4, Arizona St. 3, Iowa 2, Texas Tech 2

AFCA COACHES POLL // NOV. 3, 2024

School	Record	Points	Prev. Rank
1. Oregon (53)	9-0	1,349	1
2. Georgia (1)	7-1	1,267	2
3. Ohio State	7-1	1,245	4
4. Miami (Fla.)	9-0	1,194	5
5. Texas	7-1	1,138	6
6. Tennessee	7-1	1,039	7
7. Penn State	7-1	982	3
8. Notre Dame	7-1	961	9
9. BYU	8-0	918	12
10. Indiana	9-0	916	13
11. Alabama	6-2	772	14
12. Ole Miss	7-2	657	18
13. LSU	6-2	653	16
14. Boise State	7-1	615	19
15. SMU	8-1	603	20
16. Texas A&M	7-2	518	11
17. Clemson	6-2	513	8
18. Iowa State	7-1	511	10
19. Army	8-0	404	21
20. Washington State	7-1	284	22
21. Kansas State	7-2	201	15
22. Missouri	6-2	192	23
23. Pitt	7-1	178	17
24. Colorado	6-2	124	NR
25. Vanderbilt	6-3	85	NR

RV: Tulane 38, Louisville 38, South Carolina 33, Louisiana 27, Syracuse 24, UNLV 17, Arizona State 17, Minnesota 14, Iowa 13, Memphis 5, Illinois 3, Texas Tech, JMU



TRAYLON RAY

ANTHONY WILSON JR.

STATISTICAL COMPARISONS

West Virginia	WVU Opponents	Cincinnati	Cincinnati Opponents
28.8	28.4	29.1	21.1
184	163	182	155
202.3	121.5	172.3	162.9
203.8	261.0	266.6	240.5
406.0	382.5	438.9	403.4
21.8	17.0	20.3	19.5
5.6	4.4	5.2	3.8
3-7.3	9-7.7	3-0.3	4-13.5
11-3	7-3	13-6	17-8
37-275	50-442	40-336	45-376
41.8	40.4	40.3	40.5
9-10	2-4	13-19	13-16
31:36	28:23	32:08	27:52
45-106 (42%)	44-95 (46%)	45-101 (45%)	43-105 (41%)
17-25 (68%)	11-16 (69%)	8-11 (73%)	5-16 (31%)
15-107	14-61	18-113	11-58
29-34 (85%)	22-27 (81%)	27-34 (79%)	20-23 (87%)

THE 2024 ROSTER

- The 2024 roster consists of 125 players from 24 different states and three foreign countries: Australia (1), Finland (1) and Liberia (1).
- Leading the way are West Virginia (28), Ohio (17), Pennsylvania (14), Florida (13), Georgia (8), Maryland (7), Virginia (5), South Carolina (4), Kentucky (3), New Jersey (3), New York (3), Alabama (2), Delaware (2), Illinois (2), Oklahoma (2), Arizona, Colorado, Indiana, Massachusetts, North Carolina, Tennessee, Texas, Utah and Washington.

MOUNTAINEER GRADUATES

- Twenty student-athletes on the 2024 football team have already graduated with their bachelor's degrees: Leighton Bechdel (P), Austin Brinkman (LS), Reid Carrico (LB), CJ Cole (WR), Treylan Davis (TE), Preston Fox (WR), Garrett Greene (QB), Michael Hayes II (K), Garnett Hollis Jr. (CB), Ja'Quay Hubbard (OL), Jaheem Joseph (S), Nick Malone (OL), Sean Martin (DL), Fatorma Mulbah (DL), Justin Robinson (WR), Taurus Simmons (DL), Kole Taylor (TE), Avery Wilcox (S), Anthony Wilson Jr. (S) and Brandon Yates (OL).

ON TURF

- Since 1980, West Virginia is 276-131-5 in games played on artificial turf surfaces.
- WVU was 57-29 on turf in the 1990s, 66-21 on turf in the 2000s, 61-40 during the 2010s and 27-18 during the 2020s on turf.

SERIES HISTORY WITH CINCINNATI

- This marks the 22nd meeting in the series, with WVU leading, 17-3-1. WVU is 7-1 in games played in Cincinnati and 10-2-1 in games played in Morgantown.
- WVU was 11-0-1 in the first 12 games in the series, winning 50-0 in 1921 and 34-0 in 1922. The two teams played again in 1936, 1939 and 1940, with WVU winning the first two, 40-6 and 7-0, and tying the third game, 7-7.
- The Mountaineers won in 1969 (57-11), 1980 (41-27) and five more between 1987-2002. UC earned its first win in 2003 and also won in 2007 and 2008. WVU won all three between 2005-07 and in 2010, 2011 and 2023.
- All the games played until 2005 were non-conference matchups. The two competed as members of the Big East from 2005-2011 and faced as members of the Big 12 starting in 2023.

2023, home, West Virginia, 42-21
2011, away, West Virginia, 24-21
2010, home, West Virginia, 37-10
2009, away, Cincinnati, 24-21
2008, home, Cincinnati, 26-23/ OT
2007, away, West Virginia, 28-23
2006, home, West Virginia, 42-24
2005, away, West Virginia, 38-0
2003, home, Cincinnati, 15-13
2002, away, West Virginia, 35-32
1990, home, West Virginia, 28-20
1989, home, West Virginia, 69-3
1988, away, West Virginia, 51-13
1987, home, West Virginia, 45-17
1980, home, West Virginia, 41-27
1969, home, West Virginia, 57-1
1940, home, tie, 7-7
1939, away, West Virginia, 7-0
1936, away, West Virginia, 40-6
1922, home, West Virginia, 34-0
1921, home, West Virginia, 50-0





COACHING STAFF ASSIGNMENTS

- Here's a breakdown of the WVU coaching staff assignments for the 2024 season:

Matt Moore (AHC-OL/Field)
 Chad Scott (OC-RB/Field)
 ShaDon Brown (Co-DC-Secondary/Field)
 Jeff Koonz (Def. Coordinator/ILB/Press Box)
 Tyler Allen (QB/Press Box)
 Victor Cabral (OLB/Field)
 Andrew Jackson (DL/Field)
 Bilal Marshall (WR/Field)
 Blaine Stewart (TE/Field)

30 IS ENOUGH

- Since 1980, West Virginia is 216-30-1 when scoring 30 or more points in a game. During the 1990s, West Virginia was 43-4 when scoring 30 or more points in a contest and was 40-2-1 in the '80s when reaching that mark. WVU is 135-25 since 2000 when scoring 30 points or more in a contest.

SCORING 40 OR MORE POINTS

- Since 2000, the Mountaineers are 71-7 when hitting the 40-point plateau. WVU is 201-7 all-time when scoring 40 or more points in a game.

OVERTIME GAMES

- The 55-42 overtime loss to Kansas in 2022 marked the 16th and most recent overtime game in West Virginia history. The Mountaineers own a 7-9 record in overtime games.
- West Virginia played its first overtime game against Pitt in 1997, dropping a three-overtime thriller, 41-38.

Overtime Games

Sept. 10, 2022	Kansas 55, WVU 42, OT
Oct. 3, 2020	WVU 27, Baylor 21, 2OT
Oct. 10, 2015	Oklahoma State 33, WVU 26, OT
Nov. 30, 2013	Iowa State 52, WVU 44, 3OT
Nov. 9, 2013	Texas 47, WVU 40, OT
Nov. 2, 2013	WVU 30, TCU 27, OT
Nov. 3, 2012	TCU 39, WVU 38 2OT
Oct. 29, 2010	UConn 16, WVU 13 OT
Sept. 10, 2010	WVU 24, Marshall 21 OT
Nov. 8, 2008	Cincinnati 26, WVU 23 OT
Sept. 18, 2008	Colorado 17, WVU 14 OT
Dec. 2, 2006	WVU 41, Rutgers 39, 3OT
Oct. 15, 2005	WVU 46, Louisville 44, 3OT
Sept. 18, 2004	WVU 19, Maryland 16 OT
Nov. 11, 2000	WVU 31, Rutgers 24, 2OT
Nov. 28, 1997	Pitt 41, WVU 38, 3OT

FIRST-TIME STARTERS

- Thirteen Mountaineers have earned their first career start during the 2024 season: Tyrin Bradley Jr. (SPUR), Jaden Bray (WR), TJ Crandall (CB), Dontez Fagan (CB), Ayden Ganes (CB), Garnett Hollis Jr. (CB), TJ Jackson II (DL), Jaheem Joseph (S), Jacyby Spells (CB), Josiah Trotter (LB), Kekoura Tarnue (S) and Johnny Williams IV (OL).

TRUE AND REDSHIRT FRESHMEN

- Eleven true freshmen have seen action for the Mountaineers in 2024: Clay Ash (RB), Israel Boyce (S), Makai Byerson (DL), Trae'von Dunbar (RB), Ric'Darious Farmer (WR), Nate Gabriel (DL), Zae Jennings (SPEAR), Curtis Jones Jr. (LB), Elijah Kinsler (DL), Keyshawn Robinson (S) and Jack Sammarco (TE).
- Six redshirt freshmen have played for West Virginia in 2024: Nate Flower (K), TJ Johnson (WR), Nick Krahe (OL), Aden Tagaloa-Nelson (S), Josiah Trotter (LB) and Johnny Williams IV (OL).

FIRST-TIME PLAYERS

- Twenty-Seven Mountaineers have seen the first action of their WVU career during the 2024 season: Clay Ash (RB), Xavier Bausley (OL), Israel Boyce (S), Jaden Bray (WR), Makai Byerson (DL), Reid Carrio (LB), TJ Crandall (CB), Trae'von Dunbar (RB), Dontez Fagan (CB), Nate Flower (K), Nate Gabriel (DL), Ayden Ganes (CB), Garnett Hollis Jr. (CB), Ric'Darious Farmer (WR), Ty French (SPUR), TJ Jackson II (DL), Zae Jennings (SPEAR), TJ Johnson (WR), Curtis Jones Jr. (LB), Jaheem Joseph (S), Elijah Kinsler (DL), RJ Kocan (K), Justin Robinson (WR), Keyshawn Robinson (CB), Jack Sammarco (TE), Kekoura Tarnue (S) and Josiah Trotter (LB).

RUNNING FOR 100

- In the Neal Brown era, the Mountaineers are 31-11 when rushing for at least 100 yards.
- 2019 (NC State - 173/W, Kansas - 192/W)
- 2020 (Eastern Kentucky - 329/W, Baylor - 134/W, Kansas - 226/W, Kansas State - 184/W, TCU - 180/W)
- 2021 (LIU - 198/W, Virginia Tech - 180/W, TCU - 229/W, Iowa State - 122/W, Texas - 158/W, Kansas - 261/W)
- 2022 (Pitt - 190/L, Kansas - 146/L, Towson - 316/W, Virginia Tech - 218/W, Baylor - 217/W, TCU - 155/L, Oklahoma State - 226/L, UCF - 286/W, BYU - 336/W, Oklahoma - 176/L, Cincinnati - 426/W, Baylor - 250/W, UNC - 164/W)
- 2023 (Penn State - 146/L, Duquesne - 304/W, Pitt 151/W, Texas Tech - 157/W, TCU - 201/W, Houston - 155/L, Oklahoma State - 226/L, UCF - 286/W, BYU - 336/W, Oklahoma - 176/L, Cincinnati - 426/W, Baylor - 250/W, UNC - 164/W)
- 2024 (UAlbany - 305/W, Pitt - 188/L, Kansas - 148/W, Oklahoma State - 389/W, Iowa State - 148/L, Kansas State - 152/L, Arizona - 203/W)

Weekly Media Planner (Monday, Nov. 4 - Sunday, Nov. 10)

Mon (4)

WVU Media Conference
 Puskar Team Room
 Player Interviews
 12 p.m. - 1 p.m.
 Neal Brown
 Media Conference
 1:05 p.m. - 1:30 p.m.
 Coordinator Interviews,
 1:30 - 2 p.m.

MBB vs. Robert Morris
 Morgantown, W. Va.
 7 p.m., ESPN+

Tue (5)

WBB vs. Towson
 Morgantown, W. Va.
 7 p.m., ESPN+

MSOC at Marshall
 Huntington, W. Va.
 7:15 p.m., ESPN+

Wed (6)

WRES vs. Glenville State
 Morgantown, W. Va.
 7 p.m.

Thu (7)

FB Neal Brown Radio Show,
 Kegler's, 6 p.m.

VB at Cincinnati
 Cincinnati, Ohio
 11 a.m., ESPN+

Fri (8)

MBB vs. UMass
 Morgantown, W. Va.
 7 p.m., ESPN+

Sat (9)

FB at Cincinnati
 Cincinnati, Ohio
 Noon, FS1

ROW at Duquesne
 Pittsburgh, Pa.
 TBA

RIFLE at Army
 West Point, N.Y.
 9 a.m.

WBB vs. Niagara
 Morgantown, W. Va.
 2 p.m., ESPN+

Sun (10)

ROW at Bucknell
 Novice Regatta
 Shamokin Dam, Pa.
 TBA

RIFLE at John Jay
 West Point, N.Y.
 9 a.m.

TUCSON, ARIZ. (Oct. 26, 2024) - West Virginia built an 18-point fourth-quarter lead and then held off a furious Arizona comeback to defeat the Wildcats 31-26 at Arizona Stadium.

It was West Virginia's first trip to Tucson since 1998, when the Mountaineers played in the Insight.com Bowl. The Big 12 Conference game was 1,803 miles one way from Morgantown, but the Mountaineers were able to overcome the mileage and injuries to several starters for the win.

Starting quarterback Garrett Greene and left tackle Wyatt Milum were missing, but backup quarterback Nicco Marchiol engineered an efficient offensive attack, managed the game and kept the Mountaineers away from turnovers to key the victory.

West Virginia came away with a Michael Hayes II 45-yard field goal on the game's opening possession. In an effort to limit Arizona's possessions, the offense took 6:51 off the clock in gaining the 3-0 lead.

Just before the end of the first quarter, WVU extended its advantage to 10-0 on trickery from its field goal unit. Holder Leighton Bechdel took the snap and motored 14 yards for the surprise score.

With 7:34 left in the first half, Arizona got on the board with a Quali Conley 1-yard touchdown run. However, West Virginia would take a 17-7 lead into the locker room at halftime, when Marchiol found receiver Hudson Clement in the back of the endzone on fourth down for a 3-yard score.

After holding Arizona on downs in the third quarter's first possession, West Virginia started the second half strong with an eight-play drive, ending with a 20-yard touchdown run from CJ Donaldson Jr. The scoring run came on fourth down and gave the Mountaineers a 24-7 lead early in the third.

The Arizona offense was starting to find its rhythm as the Wildcats got on the board again with 1:18 left in the third. Quarterback Noah Fifita hit tight end Sam Olsen for a 23-yard touchdown pass. After the ensuing PAT was missed, the Mountaineers led 24-13 into the fourth quarter.

The visitors thought they put the game away at the 13:31 mark as Marchiol connected with receiver Traylon Ray on a 54-yard scoring reception and a 31-13 advantage.

The touchdown to Ray proved to be the game-winner as the Arizona offense continued to find its groove. The Wildcats marched 75 yards, highlighted by a 34-yard touchdown completion to Tetairoa McMillan, to cut their deficit to 31-19 after a failed two-point conversion attempt.


West Virginia punted the ball back to the Wildcats and six plays later the Mountaineers found themselves clinging to a 31-26 lead. A 49-yard completion to McMillan was a key play that led to a 3-yard scoring run for Fifita with 4:35 remaining.

It was quite evident that the Mountaineer offense could not give the ball back to the Wildcats. Converting two key third downs to move the chains and keep the clock running enabled WVU to hold on to the important road victory.

Marchiol completed 18-of-22 passes for 198 yards and two scores, while Jahiem White rushed for 92 yards to lead WVU. Arizona was paced by the 294 yards passing from Fifita with 202 yards going to McMillan.

Final numbers showed WVU with 203 yards rushing and 198 passing to total 401 yards of offense. Arizona came in at 78 yards on the ground and 308 through the air for 386 total yards. WVU possessed the ball 10 minutes more than Arizona, which kept the explosive Wildcat offense off the field.

WVU'S LAST GAME: WEST VIRGINIA 31, ARIZONA 26



HUDSON CLEMENT

LEIGHTON BECHDEL

Scoring and Statistical Summary

	1	2	3	4	F
West Virginia	10	7	7	7	31
Arizona	0	7	6	13	26

1st	WVU - Michael Hayes II 45 FG
	WVU - Leighton Bechdel 14 rush (Hayes kick)
2nd	UA - Quali Conley 1 rush (Tyler Loop kick)
	WVU - Hudson Clement 3 pass from Nicco Marchiol (Hayes kick)
3rd	WVU - CJ Donaldson 20 rush (Hayes kick)
	UA - Sam Olson 23 pass from Noah Fifita (Loop kick failed)
4th	WVU - Traylon Ray 54 pass from Marchiol (Hayes kick)
	UA - Tetairoa McMillan 34 pass from Fifita (Olson pass from Fifita failed)
	UA - Fifita 3 rush (Loop kick)

	WVU	UA
First Downs	16	18
Rushes/Yards	40/203	25/78
Passing Yardage	198	308
Passes	18/22/0	22/34/0
Punts	3/138/46.0	3/130/43.3
Fumbles/Lost	1/0	2/1
Return Yardage	0	44
Penalties/Yards	7/48	5/30
Time of Possession	35:04	24:56

WVU RUSHING: White 12-92; WVU PASSING: Marchiol 18-22-0-198; WVU RECEIVING: Ray 2-78; WVU TACKLES (TFL/QS): Wilson 8; WVU INTERCEPTIONS: None.

UA RUSHING: Conley 16-72; UA PASSING: Fifita 21-32-0-294; UA RECEIVING: McMillan 10-202; UA TACKLES (TFL/QS): Johnson 13 (1/0), Luttrell 11; UA INTERCEPTIONS: None.

Attendance - 49,888



COMPARING THE TWO NATIONALLY

	WVU	CINCINNATI
Scoring Offense	67 (28.8)	63 (29.1)
Scoring Defense	94 (28.4)	34 (21.1)
Rushing Offense	23 (202.3)	54 (172.3)
Rushing Defense	39 (121.5)	90 (162.9)
Passing Offense	89 (203.8)	29 (266.6)
Total Offense	55 (406.0)	29 (438.9)
Passes Had Intercepted	97 (9)	17 (4)
Pass Defense	114 (261.0)	100 (240.5)
Total Defense	82 (382.5)	102 (403.4)
Kickoff Returns	40 (21.83)	62 (20.25)
Punt Returns	97 (5.60)	104 (5.17)
Net Punting	39 (40.80)	44 (40.25)
Passing Efficiency	77 (133.71)	32 (148.75)
Turnover Margin	113 (-0.75)	62 (0.13)
Interceptions	117 (3)	117 (3)
Pass Eff. Defense	128 (162.00)	107 (143.42)
First Downs	44 (184)	50 (182)
First Down Defense	59 (163)	40 (155)
Third Down Conv.	50 (42.5)	35 (44.6)
Opponent Third Down	123 (46.3)	87 (41.0)
Fourth Down Conv.	26 (68.0)	14 (72.7)
Opponent Fourth Down	112 (68.8)	6 (31.3)
Sacks By	77 (1.88)	45 (2.25)
Sacks Against	58 (1.75)	39 (1.38)
Tackles for Loss	79 (5.4)	55 (6.0)
Tackles for Loss Allowed	57 (5.13)	71 (5.50)
Penalties	12 (37)	19 (40)
Possession Time	29 (31:36)	17 (32:08)
Punt Return Defense	25 (4.40)	21 (3.78)
Kickoff Return Defense	26 (16.96)	68 (19.47)
Turnovers Gained	123 (6)	66 (11)
Fumbles Recovered	88 (3)	7 (8)
Red Zone Offense	67 (85.3)	104 (79.4)
Red Zone Defense	52 (81.5)	82 (87.0)

ON NETWORK TELEVISION

- The FS1 broadcast of the Cincinnati game marks the 333rd network television game for WVU.
- All-time, the Mountaineers are 175-156-1 in nationally televised games.

CHARTING WEST VIRGINIA'S PLAYERS OF THE WEEK

Game	O-Champ	D-Champ	ST-Champ	O-Scout	D-Scout	ST-Scout
Penn State	None	None	None	None	None	None
Albany	CJ Donaldson Jr.	R. Carrico	B. Cutter	G. Genross	C. Jones	D. Grayson
at Pitt	None	None	None	None	None	None
Kansas	G. Greene	F. Mulbah	M. Hayes II	J. Terry	T. Cain	M. Clement
at Oklahoma State	J. White	J. Trotter	A. Brinkman	T. Evans	D. Grayson	TJ Johnson
Iowa State	None	None	None	None	None	None
Kansas State	None	None	None	None	None	None
at Arizona	N. Marchiol	F. Mulbah	L. Bechdel	B. Rehmann	R. Collins	D. Grayson
at Cincinnati						
Baylor						
UCF						
at Texas Tech						

AGAINST THE BIG 12

- West Virginia is 77-49-1 all-time against current members of the Big 12 Conference. WVU is 1-0 against Arizona; 1-1 vs. Arizona State; 8-4 against Baylor; 2-0 vs. BYU; 17-3-1 against Cincinnati; 1-1 vs. Colorado; 0-1 against Houston; 6-6 against Iowa State; 11-2 vs. Kansas; 6-8 against Kansas State; 6-10 vs. Oklahoma State; 8-5 vs. TCU; 7-6 vs. Texas Tech, 3-0 against UCF and 0-2 vs. Utah.

ON GRASS

- Since 1980, West Virginia is 59-73 in games played on natural grass. The Mountaineers were 20-20 during the 2010 decade, are 6-7 during the 2020s and are 46-46 since 2000.

AGAINST RANKED TEAMS

- Beginning with a 27-0 loss to Fordham on Oct. 18, 1941, West Virginia has played 174 games against nationally ranked teams. Of those, 51 have been Mountaineer victories.
- Since 1999, WVU has posted 27 victories over ranked teams. Penn State was ranked No. 8/9 in the Associated Press and AFCA Coaches Polls when facing the Mountaineers in Morgantown in 2024. Iowa State was ranked No. 11/13 when WVU faced them in the "Coal Rush" game on Oct. 12. Kansas State was ranked No. 17/17 when the Mountaineers played host on Oct. 19.

2024 Big 12 Standings

	Big 12	Pct.	Overall	Pct.
BYU	5-0	1.000	8-0	1.000
Iowa State	4-1	.800	7-1	.875
Colorado	4-1	.800	6-2	.750
Kansas State	4-2	.667	7-2	.778
Texas Tech	4-2	.667	6-3	.667
Arizona State	3-2	.600	6-2	.750
Cincinnati	3-2	.600	5-3	.625
West Virginia	3-2	.600	4-4	.500
Baylor	3-3	.500	5-4	.556
TCU	3-3	.500	5-4	.556
Houston	3-3	.500	4-5	.444
UCF	2-4	.333	4-5	.444
Utah	1-4	.200	4-4	.500
Kansas	1-4	.200	2-6	.250
Arizona	1-5	.167	3-6	.333
Oklahoma State	0-6	.000	3-6	.333

AVERAGE PER DOWN

- Here's a breakdown of how the 2024 West Virginia offense is operating on first, second, third and fourth down:
- On first down, the Mountaineers have run 239 plays and have gained 1,499 yards for a 6.3 average. On second down, the Mountaineers have run 173 plays for 961 yards and a 5.6 average. On third down, the Mountaineers have run 106 plays for 675 yards and a 6.4 average gain. West Virginia has run 25 plays on fourth down for 113 yards and a 4.5 average.
- WVU's touchdowns have come eight times on first down (5 rush/3 pass), 11 times on second down (8 rush/3 pass), six times on third down (0 rush/6 pass) and four times on fourth down (3 rush/1 pass).

OFFENSIVE ANALYSIS

- Breaking down the West Virginia offensive numbers for the 2024 season shows that the Mountaineers have run 543 plays, 327 on the ground and 216 through the air.
- The rushing game has totaled 1,618 yards, an average of 4.9 yards per carry and 16 touchdowns. The passing attack has totaled 1,630 yards, 13 touchdowns and an average of 12.8 yards per completion.
- Combine the two and the Mountaineers have turned in 3,248 yards of total offense, 29 touchdowns, an average of 6.0 yards per play and an average of 28.8 points per game.
- Deeper analysis shows that the Mountaineer offense has gained 88 first downs by the run and 77 via the pass. On average, West Virginia has totaled 202.3 yards per game on the ground, 203.8 yards per game passing and 406.0 yards per game of total offense

WVU'S RUSHING THROUGH WEEK 9

- 1,702 yards (34th)
- 1,106 rush yards after contact (20th)
- 59 rushes gaining 10+ yards (T-11th)
- 93 rushes gaining a first down (T-37th)
- 89 missed tackles forced on runs (12th)



COMPARING THE TWO IN CONFERENCE

	WVU	CINCINNATI
Scoring Offense	13 (28.8)	12 (29.1)
Scoring Defense	12 (28.4)	4 (21.1)
Rushing Offense	5 (202.3)	8 (172.3)
Rushing Defense	4 (121.5)	12 (162.9)
Passing Offense	13 (203.8)	5 (266.6)
Total Offense	11 (406.0)	3 (438.9)
Passes Had Intercepted	11 (9)	1 (4)
Pass Defense	15 (261.0)	12 (240.5)
Total Defense	12 (382.5)	14 (403.4)
Kickoff Returns	3 (21.83)	8 (20.25)
Punt Returns	13 (5.60)	14 (5.17)
Net Punting	3 (40.80)	4 (40.25)
Passing Efficiency	11 (133.71)	3 (148.75)
Turnover Margin	15 (-0.75)	7 (0.13)
Interceptions	15 (3)	15 (3)
Pass Eff. Defense	16 (162.00)	14 (143.42)
First Downs	5 (184)	7 (182)
First Down Defense	10 (163)	5 (155)
Third Down Conv.	8 (42.5)	5 (44.6)
Opponent Third Down	16 (46.3)	10 (41.0)
Fourth Down Conv.	6 (68.0)	4 (72.7)
Opponent Fourth Down	12 (68.8)	1 (31.3)
Sacks By	7 (1.88)	4 (2.25)
Sacks Against	11 (1.75)	8 (1.38)
Tackles for Loss	10 (5.4)	5 (6.0)
Tackles for Loss Allowed	9 (5.13)	12 (5.50)
Penalties	3 (37)	6 (40)
Possession Time	6 (31:36)	4 (32:08)
Punt Return Defense	3 (4.40)	2 (3.78)
Kickoff Return Defense	5 (16.96)	11 (19.47)
Turnovers Gained	16 (6)	10 (11)
Fumbles Recovered	11 (3)	1 (8)
Red Zone Offense	9 (85.3)	15 (79.4)
Red Zone Defense	5 (81.5)	9 (87.0)

WVU VS. 2024 SLATE

- West Virginia owns a 115-152-6 record against its 2024 opponents. The Mountaineers have winning records over Baylor, Cincinnati, Kansas, Texas Tech, UAlbany and UCF and has a .500 record against Iowa State.

2024 Opponent	Series Record
UAlbany	1-0
Arizona	1-0
Baylor.....	8-4
Cincinnati.....	17-3-1
Iowa State.....	6-6
Kansas	10-2
Kansas State	6-8
Oklahoma State	6-10
Penn State.....	9-50-2
Pitt	41-63-3
Texas Tech	7-6
UCF	3-0



NICK MALONE

300 or More Yards Passing (since 2012)

656	Baylor (2012)	70-63/W
539	Oklahoma (2018)	59-56/L
532	Arizona State (2015)	43-42/W
511	Maryland (2014)	40-37/W
498	Texas Tech (2019)	17-38/L
448	James Madison (2012)	42-12/W
429	vs. Tennessee (2018)	40-14/W
407	Kansas (2012)	59-10/W
403	East Carolina (2017)	56-20/W
401	Oklahoma State (2012)	55-34/L
391	Houston (2023)	41-39/L
389	Youngstown State (2016)	38-21/W
376	Oklahoma (2014)	45-33/L
375	at Baylor (2017)	38-36/W
372	at Kansas State (2017)	28-23/W
371	TCU (2018)	47-10/W
	vs. Virginia Tech (2017)	31-24/L
370	Iowa State (2021)	38-31/W
370	at Texas Tech (2018)	42-34/W
367	Texas (2019)	42-31/L
366	at TCU (2017)	31-24/L
365	vs. Alabama (2014)	33-23/L
364	at Oklahoma State (2018)	45-41/L
359	Georgia Southern (2015)	44-0/W
	Georgia State (2013)	41-7/W
356	Kansas State (2018)	35-6/W
	Iowa State (2013)	52-44/L
355	Kansas (2022)	42-55/L
	Towson (2014)	54-0/W
353	Baylor (2018)	58-14/W
352	Texas Tech (2017)	46-35/W
347	at Texas Tech (2020)	34-27/L
347	at Kansas (2017)	56-34/W
346	at Texas (2018)	42-41/W
	vs. Texas A&M (2014)	45-37/L
344	LIU (2021)	66-0/W
341	at Iowa State (2016)	49-19/W
338	Maryland (2012)	31-21/W
334	Delaware State (2017)	59-16/W
332	PSU (2023)	38-15/L
	Kansas (2018)	38-22/W
	Youngstown State (2018)	52-17/W
	vs. BYU (2016)	35-32/W
330	Texas Tech (2021)	23-20/L
324	Marshall (2012)	69-34/W
322	Baylor (2014)	41-27/W
320	Oklahoma State (2013)	30-21/W
	Oklahoma (2012)	50-49/L
	Kansas (2020)	38-17/W
318	Texas (2020)	17-13/L
315	Duquesne (2023)	56-17/W
308	Towson (2022)	65-7/W
301	Texas (2021)	31-23/W
301	Kansas State (2020)	37-10/W

OVER THE LAST 10 YEARS

- Over the last 10 years, West Virginia's defense tied for No. 43 nationally in interceptions (109) among FBS schools and is tied for No. 29 among Power Four schools.
- In 2015, the Mountaineer defense finished with 23 interceptions, ranking No. 2 nationally. WVU also was No. 5 nationally in turnovers gained (31).
- WVU finished with 11 interceptions in 2016, 14 in 2017, 15 in 2018, eight in 2019, 11 in 2020, nine in 2021, four in 2022, 11 in 2023, and has three in 2024.

TAKEAWAYS

- Over the last 10 years, West Virginia has produced 172 takeaways.
- Clemson has the most during the 10-year period with 232, while Alabama has 224 and Iowa has 222.

FOR STARTERS

- In 2024, 44 Mountaineer players have finished with at least one game of starting experience.
- Tops on the list are Anthony Wilson Jr. (57), Brandon Yates (42) and Wyatt Milum (39).

NIGHT GAMES

- West Virginia is 90-79-3 all-time in games played after 5 p.m., including 45-49-1 on the road, 34-20-2 at home and 8-11 at a neutral site.
- The first night game in WVU history was played at Forbes Field in Pittsburgh on Sept. 19, 1930, between WVU and Duquesne (W/7-0).

CHARTING WEST VIRGINIA'S PLAYERS OF THE WEEK

Game	O-Lineman	Juice Award	Blue Collar
Penn State	None	None	None
UAlbany	W. Milum	R. Swope	F. Mulbah, N. Malone, T. Davis
at Pitt	None	None	None
Kansas	W. Milum	J. Price	N. Malone, A. Wilson Jr.
at Oklahoma State	T. Rimac	R. Carrico	B. Yates, K. Taylor, C.J. Donaldson Jr., J. Joseph, F. Mulbah, S. Martin
Iowa State	None	None	None
Kansas State	None	None	None
at Arizona	N. Malone	A. Wilson, S. Martin, T. Davis	C. Jones
at Cincinnati		R. Gallagher, T. Simmons	
Baylor			
UCF			
at Texas Tech			

WVU'S RECORD WHEN WEARING ... (SINCE 2001)

Blue Jersey - Gold Pants: 33-17
Blue Jersey - White Pants: 11-7
Blue Jersey - Blue Pants: 32-12
White Jersey - Gold Pants: 16-17
White Jersey - White Pants: 25-23
White Jersey - Blue Pants: 25-15
White Jersey - Gray Pants: 0-1
Gold Jersey - Blue Pants: 17-4
Gold Jersey - Gold Pants: 9-3
Gold Jersey - White Pants: 4-1
Gold Jersey - Gray Pants: 0-1
Black Jersey - Black Pants: 0-1
Gray Jersey - Gray Pants: 4-1
Gray Jersey - Blue Pants: 1-0



ROAD, HOME AND TOTAL WINS

Most Total Wins Over The Last 21 Years (2003-24)

Rk.	School	Wins
1.	Ohio State	237
2.	Georgia	226
3.	Boise State	226
4.	Oklahoma	224
5.	Clemson	218
6.	Alabama	217
7.	LSU	213
8.	Oregon	204
9.	Wisconsin	198
10.	TCU	190
11.	Texas	189
12.	Utah	187
13.	USC	187
14.	Oklahoma State	186
15.	Michigan	186
16.	Florida State	185
17.	Notre Dame	185
18.	Penn State	184
19.	Florida	182
20.	Virginia Tech	180
21.	Iowa	180
22.	BYU	177
23.	Auburn	176
24.	Cincinnati	175
25.	West Virginia	172
26.	Louisville	171

Best Winning Percentage Away From Home (Road or Neutral) Over The Last 21 Years (2003-24)

Rk.	School	W-L	Winning %
1.	Ohio State	96-27	.780
2.	Alabama	99-36	.733
3.	Boise State	105-39	.729
4.	Georgia	110-44	.714
5.	Oklahoma	94-40	.701
6.	Texas	83-47	.638
7.	Clemson	90-51	.638
8.	LSU	84-48	.636
9.	USC	80-47	.630
10.	TCU	85-50	.630
11.	Notre Dame	83-50	.624
12.	Oregon	82-50	.621
13.	App State	44-29	.603
14.	Florida State	83-55	.601
15.	Utah	80-56	.588
16.	Wisconsin	76-56	.576
17.	Oklahoma State	77-57	.575
18.	Virginia Tech	75-61	.551
19.	BYU	78-64	.549
20.	Penn State	67-56	.545
21.	Iowa	70-59	.543
22.	Michigan	66-56	.541
23.	Florida	74-63	.540
24.	Louisville	74-63	.540
25.	Cincinnati	74-65	.532
26.	West Virginia	68-61	.527

Best Home Winning Percentage Over The Last 21 Years (2003-24)

Rk.	School	W-L	Winning %
1.	Ohio State	141-15	.904
2.	Boise State	121-15	.890
3.	Clemson	128-19	.871
4.	LSU	129-20	.866
5.	Georgia	116-18	.866
6.	Alabama	118-19	.861
7.	Oklahoma	130-23	.850
8.	Oregon	123-23	.842
9.	Wisconsin	122-27	.819
10.	USC	107-26	.805
11.	Michigan	120-32	.789
12.	Utah	107-29	.787
13.	Florida	108-32	.771
14.	Penn State	117-36	.765
15.	Cincinnati	101-33	.754
16.	Oklahoma State	109-36	.752
17.	TCU	105-35	.750
18.	Iowa	110-37	.748
19.	BYU	99-34	.744
20.	Toledo	94-33	.740
21.	Auburn	116-42	.734
22.	Missouri	104-38	.732
23.	Texas	106-39	.731
24.	West Virginia	104-39	.727
25.	Notre Dame	101-38	.727



JAHIEM WHITE

RODNEY GALLAGHER III

WEST VIRGINIA OFFENSE

- This season's offensive roster includes 19 true freshmen, seven redshirt freshmen, three sophomores, 10 redshirt sophomores, one junior, nine redshirt juniors, four seniors and three redshirt seniors
- The 2024 offensive personnel includes seven quarterbacks, nine running backs, one fullback, 14 wide receivers, six tight ends and 19 offensive linemen
- The Arizona game marked the 15th straight contest WVU began the game on offense
- Against Arizona, the WVU offense scored points on each of its first three drives for the third time this season
- Quarterback Nicco Marchiol started his second career game against the Wildcats, setting career highs in completions (18), passing yards (182) and passing touchdowns (2)
- Wide receivers Traylon Ray and Hudson Clement each caught their third touchdown of the season against Arizona
- Jahiem White led the Mountaineers with 92 yards on 12 carries, highlighted by a career-long 55-yard carry
- West Virginia eclipsed 203 rushing yards against the Wildcats, marking the third time it registered 200 rushing yards in a game this season
- The Mountaineers average 202.3 rushing yards per game, ranking No. 23 in the country
- WVU is ranked No. 41 in FBS, averaging 12.83 yards per completion
- The Mountaineer offense has scored at least 30 points in 12 of the last 16 games, dating back to Oct. 12, 2023
- WVU has reached 100 yards on the ground 42 times under Neal Brown
- WVU is the only team in the Big 12 Conference with three players ranked in the top 13 in rushing (Garrett Greene, Jahiem White, CJ Donaldson Jr.)
- Greene leads all Big 12 quarterbacks with 471 rushing yards on 76 rushes this season
- Overall, the Mountaineers are 31-11 in the Brown era when rushing for at least 100 yards
- West Virginia has surpassed at least 140 rushing yards in 23 of the last 24 games, dating back to 2022
- West Virginia has scored at least one rushing touchdown in 41 of its last 46 games
- Since 2012, WVU has thrown for 300 or more yards 52 times, 350 or more 31 times, 400 or more 10 times and 500 or more four times
- The Mountaineers have thrown for 300 or more yards 12 times under Brown
- West Virginia is 36-17 when passing for 300 or more yards since 2012
- West Virginia also has produced 31 games with 400 or more yards of total offense under Brown
- WVU has gained at least 500 yards of total offense 14 times under Brown, most recently on Oct. 5, 2024, at Oklahoma State
- WVU is tied for No. 2 nationally in fourth down conversions (17), including three touchdowns scored on fourth downs at Arizona
- WVU is ranked No. 26 in the country in fourth down conversion rate (68%)
- The Mountaineers have committed 37 penalties this season, ranking them No. 12 in FBS
- WVU is tied for No. 16 in FBS in average penalties per game with 4.63
- West Virginia is ranked third in FBS in penalty yards with only 275 yards this season
- The Mountaineers average 34.38 penalty yards per game, ranking them No. 5 in FBS
- WVU is tied for No. 44 in FBS with 184 total first downs this season
- Greene and Donaldson Jr. are ranked No. 9 in WVU football history with 25 career rushing touchdowns
- Greene has thrown for 200 or more yards in 10 of the last 15 games
- Greene is the fourth WVU quarterback in school history to throw for at least 3,500 yards and rush for at least 1,500 yards for his career
- At Pitt, Greene became the 12th player in WVU history to account for more than 5,000 yards
- Greene ranks No. 13 in WVU football history with over 4,400 passing yards in his career
- Tight end Kole Taylor ranks sixth all-time in career receiving yards for a tight end (746)



REID CARRICO

WEST VIRGINIA DEFENSE

- This season's defensive roster includes 20 true freshmen, nine redshirt freshmen, two sophomores, nine redshirt sophomores, one junior, eight redshirt juniors, 10 seniors and two redshirt seniors
- This season's defensive personnel includes 11 cornerbacks, one defensive back, 21 defensive linemen, 12 linebackers, 10 safeties, three spears and three spurs
- The Mountaineer defense recovered its third fumble of the season in the first quarter against Arizona
- The Mountaineer defense held Arizona to 24 yards rushing in the second half, marking the fifth time it has held a team to fewer than 50 yards rushing in a half this season
- The WVU defense held Arizona to 78 rushing yards, marking the fourth time it has held an opponent to less than 80 rushing yards in a game
- Defensive lineman TJ Jackson II is ranked No. 11 in the country in total tackles for loss (11)
- Linebacker Josiah Trotter is ranked No. 13 in the Big 12 Conference, averaging 7.3 tackles per game
- Five players have eclipsed 30 tackles this season: Trotter (58), Anthony Wilson (53), Trey Lathan (42), Tyrin Bradley (33), Jackson (30)
- West Virginia has held six of eight opponents under 130 rushing yards this season
- West Virginia's rush defense is ranked No. 39 nationally, allowing 121.5 yards per game
- The West Virginia defense has held 16 of its last 20 opponents to fewer than 300 yards passing
- WVU has recorded at least four tackles for loss in 26 out of the last 29 games
- WVU's defense also has recorded multiple sacks in a game in 11 of the last 13 games
- In 68 games under Neal Brown, the Mountaineers have recorded at least one sack 60 times
- Under Brown, the Mountaineers also have held their opponents to fewer than 300 yards of total offense 18 times
- West Virginia has held its opponents to fewer than 300 yards passing in 52 of its last 65 games
- Since 2019, WVU has held opposing teams to fewer than 250 yards passing 40 times, fewer than 200 yards 24 times and fewer than 150 yards 11 times
- WVU is 102-15 since 2002 when winning the turnover battle
- The WVU defense has recorded 16 sacks and 45 tackles for loss this season

WEST VIRGINIA SPECIAL TEAMS

- This season's special teams roster includes two true freshmen, two redshirt freshmen, two redshirt sophomores, one junior, one redshirt junior, one senior and two redshirt seniors
- This season's special teams personnel includes four kickers, three long snappers, three punters and one punter/long snapper
- West Virginia successfully ran a fake field goal against Arizona for the first time since the Duke's Mayo Bowl against UNC (H/LS/P Leighton Bechdel gained 14 yards on a run)
- Bechdel scored his first career touchdown on the fake field goal against Arizona
- Kicker Michael Hayes II finished 1-for-1 on field goals against Arizona, converting a season-long 45 yarder

- For the year, Hayes is 9-for-10 on field goal attempts
- Hayes is tied for No. 1 in the Big 12 with a 100% conversion rate on extra points
- For his career, Hayes is 116-for-117 on PATs
- Hayes is 1-for-1 on field goals from 20-29 yards, 3-for-4 on kicks from 30-39 yards and 5-for-5 on field goals from 40-49 yards
- For his WVU career, Hayes is 8-for-8 on kicks from 20-29 yards, 8-for-9 on field goals from 30-39 yards and 10-for-11 on kicks from 40-49 yards
- WVU is ranked No. 26 in FBS in kick return defense, allowing 16.96 yards per return
- West Virginia is ranked No. 40 in kickoff returns, averaging 21.83 yards per return
- This season, Oliver Straw has punted 19 times for 838 yards, averaging 44.11 yards per punt
- For the year, Straw has pinned nine punts inside the 20-yard line
- The Mountaineers are ranked No. 39 in net punting, averaging 40.8 yards per boot
- WVU is ranked No. 25 in FBS in punt return defense, allowing 4.4 yards per return
- Kick returner Traylon Ray is ranked No. 6 in the Big 12 Conference in kickoff returns, averaging 19.9 yards per return
- Punt returner Preston Fox is ranked No. 9 in the Big 12 in punt returns, averaging 4.8 yards per return

NCAA ALL-TIME VICTORY LEADERS

Team	Years	Games	Record	Pct.
1. Michigan	145	1,402	1,009-357-36	.731
2. Ohio State	135	1,357	971-333-53	.734
Alabama	130	1,352	970-339-43	.734
4. Texas	132	1,380	954-393-33	.701
5. Notre Dame	135	1,333	953-338-42	.730
6. Oklahoma	130	1,346	949-344-53	.725
7. Penn State	138	1,387	935-411-41	.688
8. Nebraska	135	1,390	923-427-40	.682
9. Georgia	131	1,371	887-430-54	.663
10. Tennessee	128	1,350	882-415-53	.672
11. USC	131	1,304	878-372-54	.696
12. LSU	131	1,330	848-435-47	.654
13. Clemson	129	1,322	803-474-45	.623
14. Auburn	132	1,326	802-477-47	.626
15. West Virginia	132	1,359	785-530-45	.594
Texas A&M	130	1,338	785-505-48	.604
17. Washington	135	1,299	780-469-50	.616
18. Virginia Tech	131	1,332	777-509-46	.602
19. Pitt	135	1,370	767-561-42	.577
20. Florida	118	1,250	762-448-40	.627

Offensive Line Stats

Player	Snap	Sacks	Knockdowns	Great Blocks	Effort
Ja'Quay Hubbard	566	2	18	22	4
Tomas Rimac	582	0	22	23	4
Brandon Yates	553	2	25	31	3
Nick Malone	568	1	37	22	6
Wyatt Milum	423	0	26	27	0
Johnny Williams IV	164	0	4	6	2
Xavier Bausley	20	0	0	0	0
Landen Livingston	33	0	1	0	0
Sullivan Weidman	21	1	0	0	0
Nick Krahe	4	0	0	0	0



MOUNTAINEER TOP RUSHING MARKS

1. 569	Washington & Lee	November 10, 1923
2. 536	East Carolina	September 28, 2002
3. 517	Connecticut	November 24, 2007
4. 478	East Carolina	September 4, 2004
5. 457	Syracuse	October 14, 2006
6. 458	Oklahoma	November 17, 2012
7. 451	Pitt	November 24, 2005
8. 446	Syracuse	October 30, 1993
446	Rutgers	November 3, 2001
10. 437	Pitt	November 16, 2006
11. 427	Cincinnati	October 17, 1987
12. 426	Kansas	November 21, 2015
13. 424	Cincinnati	November 18, 2023
14. 397	East Carolina	September 22, 2007
15. 394	Eastern Washington	September 9, 2006
16. 389	Oklahoma State	October 5, 2024
17. 382	Georgia	January 2, 2006
18. 379	East Carolina	November 7, 1992
19. 378	Pitt	September 29, 1990

MOUNTAINEER TOP PASSING MARKS

1. 656	Baylor	September 29, 2012
2. 539	Oklahoma	November 23, 2018
3. 532	Arizona State	January 2, 2016
4. 511	Maryland	September 13, 2014
5. 498	Texas Tech	November 9, 2019
6. 469	UConn	October 8, 2011
7. 463	LSU	September 24, 2011
8. 452	Missouri	December 26, 1998
9. 448	James Madison	September 15, 2012
10. 431	Norfolk State	September 10, 2011
11. 429	Tennessee	September 1, 2018
12. 416	Pitt	September 28, 1968
13. 410	Louisville	November 5, 2011
14. 409	Pitt	November 27, 1998
15. 407	Kansas	December 1, 2012
407	Clemson	January 4, 2012
17. 403	East Carolina	September 9, 2017
18. 401	Oklahoma State	November 10, 2012
19. 396	Baylor	October 25, 2018
396	Pitt	October 15, 1994
21. 391	Houston	October 12, 2023
22. 390	Purdue	September 2, 1995
23. 389	Youngstown State	September 10, 2016
24. 388	Maryland	September 17, 2011
25. 380	Miami	October 24, 1998
26. 376	Oklahoma	September 20, 2014
27. 372	Cincinnati	November 12, 2011
28. 371	TCU	November 10, 2018
371	Rutgers	November 9, 1996
371	Virginia Tech	September 3, 2017

MOUNTAINEER TOP TOTAL OFFENSE

1. 807	Baylor	September 29, 2012
2. 778	Oklahoma	November 17, 2012
3. 704	Oklahoma	November 23, 2018
4. 694	Maryland	September 13, 2014
5. 676	Arizona State	January 2, 2016
6. 674	Washington & Lee	November 10, 1923
7. 655	Marshall	September 1, 2012
8. 654	Syracuse	October 30, 1993
9. 650	Texas Tech	October 15, 2016
10. 647	Kansas	December 1, 2012
11. 643	Bowling Green	October 1, 2011
12. 641	Pitt	October 2, 1965
641	Pitt	November 16, 2006
14. 635	Kansas	September 23, 2017
15. 634	Cincinnati	November 18, 2023
16. 630	Kansas	November 21, 2015
17. 627	Rutgers	November 3, 2001
18. 625	Youngstown State	September 8, 2018
19. 624	Towson	September 17, 2022
624	Eastern Kentucky	September 12, 2020
624	Youngstown State	September 10, 2016
624	Connecticut	November 24, 2007
23. 623	Pitt	November 27, 1999
24. 621	East Carolina	September 4, 2004
25. 619	Duquesne	September 9, 2023

BIG 12 ALL-TIME VICTORY LEADERS

Team	Games	Record	Pct.
1. West Virginia	1,360	785-530-45	.593
2. Colorado	1,310	728-546-36	.569
3. Utah	1,225	715-479-31	.597
4. TCU	1,323	689-578-56	.543
5. Cincinnati	1,326	665-611-50	.520
6. Arizona State	1,093	644-425-24	.599
7. Oklahoma State	1,265	640-577-48	.527
8. Arizona	1,174	637-504-33	.558
9. Baylor	1,259	622-597-40	.510
10. BYU	1,092	623-443-26	.580
11. Kansas	1,350	607-685-58	.473
12. Texas Tech	1,118	603-483-32	.552
13. Kansas State	1,290	576-673-41	.461
14. Iowa State	1,297	572-679-46	.457
15. Houston	885	473-397-15	.542
16. UCF	353	202-151-0	.576

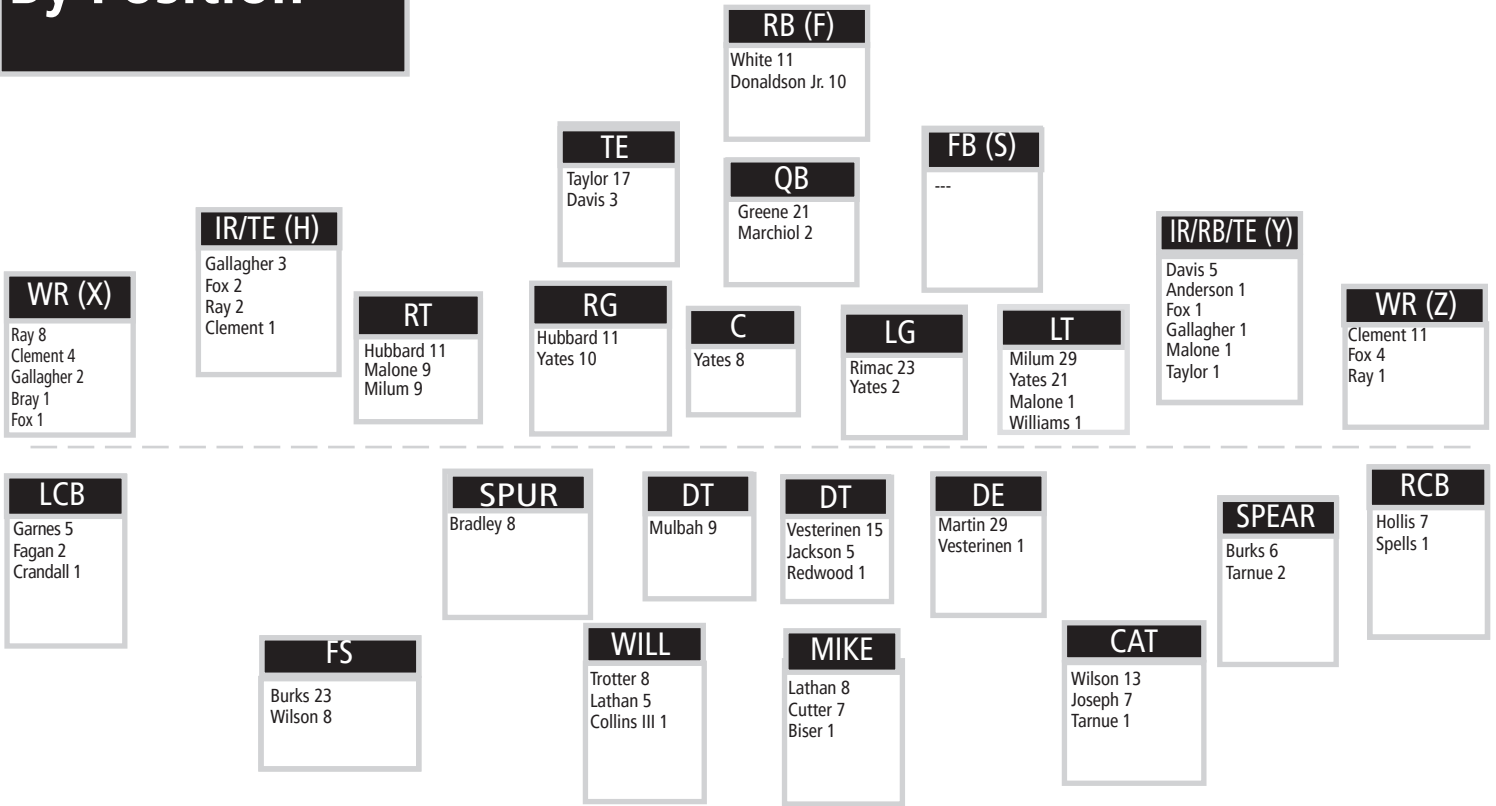
CAREER GAMES PLAYED/STARTED

	GP/GS	2024	2023	2022	2021	2020
+Anthony Wilson, r-Sr., S	61/57	8/8	13/13	13/13	12/12	12/11
Michael Hayes, r-Sr., K	56/56	8/8	13/13	12/12	13/13	10/10
Brandon Yates, r-Sr., OL	56/41	8/8	13/13	12/0	13/13	10/9
Kole Taylor, Sr., TE	53/25	8/7	13/11	13/2	12/3	7/2
Sean Martin, Sr., DL	51/29	8/8	13/13	12/8	13/0	5/0
Ty French, Sr., SPUR	48/39	8/0	12/12	14/14	10/10	4/3
Nick Malone, r-Sr., OL	48/12	8/8	13/4	12/0	12/0	2/0
Austin Brinkman, Sr., LS	45/45	7/7	13/13	12/12	13/13	--
Taurus Simmons, Sr., DL	44/0	7/0	12/0	10/0	12/0	3/0
TJ Jackson, Sr., DL	44/27	8/5	12/11	14/11	10/0	--
Wyatt Milum, Sr., OL	43/39	7/7	12/12	12/12	12/8	--
Garrett Greene, Sr., QB	41/21	7/7	12/12	9/2	11/0	2/0
Fatorma Mulbah, Sr., DL	40/9	8/8	13/1	13/0	6/0	--
Kekoura Tarnue, Sr., S	39/28	8/3	13/8	9/9	9/8	--
Tyrin Bradley, Sr., SPUR	38/19	8/8	12/0	11/11	7/0	--
Dontez Fagan, r-Sr., CB	38/22	8/2	12/9	7/7	11/6	--
Justin Robinson, Sr., WR	38/8	6/0	10/7	13/1	8/0	1/0
Treytan Davis, r-Jr., TE	37/8	8/3	13/5	12/0	4/0	--
Preston Fox, r-Jr., WR	36/8	8/3	12/5	12/0	4/0	--
Edward Vesterinen, Sr., DL	35/16	2/2	13/13	12/0	8/1	--
Aubrey Burks, Sr., S	35/29	6/6	12/12	11/11	6/0	--
Ja'Quay Hubbard, r-Sr., OL	35/23	8/8	12/4	12/11	3/0	--
Garnett Hollis Sr., CB	34/24	8/7	13/13	8/4	5/0	--
Jaheem Joseph, r-Jr., S	33/14	8/7	13/6	2/1	9/0	1/0
Tomas Rimac, r-Jr., OL	33/24	8/8	11/11	12/5	2/0	--
Caden Biser, r-Jr., LB	32/1	8/0	13/0	11/0	--	--
CJ Cole, r-Jr., WR	32/0	8/0	13/0	9/0	2/0	--
Oliver Straw, Jr., P	32/32	8/8	13/13	11/11	--	--
Jaden Bray, r-Jr., WR	30/12	5/1	10/7	3/0	12/4	--
Reid Carrico, r-Jr., LB	29/0	7/0	10/0	8/0	4/0	--
Ayden Games, r-Jr., CB	28/24	6/5	12/12	10/7	--	--
CJ Donaldson Jr., So., RB	27/11	8/0	12/10	7/1	--	--
Jacoby Spells, Jr., CB	26/1	5/1	12/0	9/0	--	--
Asani Redwood, r-So., DL	23/1	8/1	11/0	4/0	--	--
Hammond Russell IV, r-Jr., DL	22/0	8/0	12/0	2/0	--	--
Jarel Williams, r-So., WR	22/0	8/0	13/0	1/0	--	--
Jaylen Anderson, r-Jr., RB	21/1	8/0	7/1	6/0	--	--
Ben Cutter, So., LB	21/7	8/0	13/7	--	--	--
Rodney Gallagher, So., WR	21/6	8/3	13/3	--	--	--
Traylon Ray, So., WR	20/12	8/7	12/5	--	--	--
Jahiem White, So., RB	20/11	8/8	12/3	--	--	--
Hudson Clement, r-So., WR	19/16	8/8	11/8	--	--	--
Nicco Marchiol, r-So., QB	18/2	6/0	9/1	3/0	--	--
Avery Wilcox, r-Jr., S	17/0	3/0	13/0	1/0	--	--
TJ Crandall, So., CB	17/6	7/1	10/5	--	--	--
Leighton Bechdel, r-Sr., P	17/0	8/0	7/0	1/0	1/0	--
Trey Lathan, r-So., LB	17/13	8/8	5/5	4/0	--	--
Xavier Bausley, r-So., OL	16/11	6/0	11/11	--	--	--
Sullivan Weidman, r-So., OL	16/0	8/0	8/0	--	--	--
Johnny Williams, r-Fr., OL	13/1	8/1	5/0	--	--	--
Raleigh Collins III, r-So., S	12/1	0/0	8/0	4/1	--	--
Bryce Biggs, r-Jr., OL	10/0	3/0	6/0	1/0	--	--
Nick Krahe, r-Fr., OL	10/0	8/0	2/0	--	--	--
Zae Jennings, Fr., Spear	8/0	8/0	--	--	--	--
Jack Sammarco, Fr., TE	8/0	8/0	--	--	--	--
Josiah Trotter, r-Fr., LB	8/8	8/8	--	--	--	--
Will Dixon, r-So., TE	7/0	2/0	5/0	--	--	--
Colin McBee, r-So., FB	7/0	1/0	6/0	--	--	--
Nate Gabriel, Fr., DL	7/0	7/0	--	--	--	--
Ric'Darious Farmer, Fr., WR	6/0	6/0	--	--	--	--
Curtis Jones Jr., Fr., LB	6/0	6/0	--	--	--	--
Keyshawn Robinson, Fr., S	6/0	6/0	--	--	--	--
Donald Brandel, r-So., LB	5/0	0/0	5/0	--	--	--
Landen Livingston, r-So., OL	5/0	3/0	2/0	--	--	--
Derek Berlitz, r-So., DL	5/0	3/0	1/0	1/0	--	--
Aden Tagaloa-Nelson, r-Fr., S	5/0	4/0	1/0	--	--	--
Clay Ash, Fr., RB	5/0	5/0	--	--	--	--
Corey McInytre, r-Fr., DL	4/0	0/0	4/0	--	--	--
Tyler Evans, r-So., WR	4/0	0/0	4/0	--	--	--
Israel Boyce, Fr., S	3/0	3/0	--	--	--	--
Tyler Cain, r-Fr., LB	3/0	0/0	3/0	--	--	--
Jordan Jackson, r-Fr., S	3/0	0/0	3/0	--	--	--
Maguire Moss, r-So., LS	3/0	2/0	1/0	--	--	--
Rickey Williams, Fr., LB	3/0	3/0	--	--	--	--
Diore Hubbard, Fr., RB	2/0	2/0	--	--	--	--
Elijah Kinsler, Fr., DL	2/0	2/0	--	--	--	--
Josiah Jackson, r-Fr., CB	2/0	0/0	2/0	--	--	--
TJ Johnson, r-Fr., TE	2/0	2/0	--	--	--	--
RJ Kocan, r-So., K	2/0	2/0	--	--	--	--
Cooper Young, r-Fr., OL	2/0	0/0	2/0	--	--	--
Makai Byerson, Fr., DL	1/0	1/0	--	--	--	--
Trae'von Dunbar, Fr., RB	1/0	1/0	--	--	--	--
Oryend Fisher, r-Fr., DL	1/0	0/0	1/0	--	--	--
Nate Flower, r-Fr., K	1/0	1/0	--	--	--	--

+ - Anthony Wilson 2/0 in 2019



Career Starts By Position



2024 OFFENSIVE GAME-BY-GAME STARTERS

Game	WR (X)	WR (Z)	IR/TE (Y)	TE/FB	LT	LG	C	RG	RT	IR/RB/TE	RB	QB
Penn State	Clement	Fox	Taylor	--	Milum	Rimac	Yates	Hubbard	Malone	Ray	White	Greene
Albany	Fox	Clement	Taylor	--	Milum	Rimac	Yates	Hubbard	Malone	Ray	White	Greene
at Pitt	Ray	Fox	Taylor	--	Milum	Rimac	Yates	Hubbard	Malone	Clement	White	Greene
Kansas	Bray	Clement	Taylor	--	Milum	Rimac	Yates	Hubbard	Malone	Gallagher	White	Greene
at Oklahoma State	Ray	Clement	Taylor	Davis	Milum	Rimac	Yates	Hubbard	Malone	--	White	Greene
Iowa State	Ray	Clement	Taylor	Davis	Milum	Rimac	Yates	Hubbard	Malone	--	White	Greene
Kansas State	Ray	Clement	Davis	--	Milum	Rimac	Yates	Hubbard	Malone	Gallagher	White	Greene
at Arizona	Ray	Clement	Taylor	--	Williams	Rimac	Yates	Hubbard	Malone	Gallagher	White	Marchiol
at Cincinnati												
Baylor												
UCF												
at Texas Tech												

2024 DEFENSIVE GAME-BY-GAME STARTERS

Game	SPUR	DE	DT	DT	WLB	MLB	LCB	FS	CS	SPEAR	RCB
Penn State	Bradley	Martin	Mulbah	Vesterinen	Trotter	Lathan	Garnes	Wilson	Tarnue	Burks	Hollis
Albany	Bradley	Martin	Mulbah	Vesterinen	Trotter	Lathan	Garnes	Wilson	Joseph	Burks	Hollis
at Pitt	Bradley	Martin	Mulbah	Jackson	Trotter	Lathan	Garnes	Wilson	Joseph	Burks	Hollis
Kansas	Bradley	Martin	Mulbah	Jackson	Trotter	Lathan	Crandall	Wilson	Joseph	Burks	Spells
at Oklahoma State	Bradley	Martin	Mulbah	Jackson	Trotter	Lathan	Garnes	Wilson	Joseph	Burks	Hollis
Iowa State	Bradley	Martin	Mulbah	Jackson	Trotter	Lathan	Garnes	Wilson	Joseph	Burks	Hollis
Kansas State	Bradley	Martin	Mulbah	Redwood	Trotter	Lathan	Fagan	Wilson	Joseph	Tarnue	Hollis
at Arizona	Bradley	Martin	Mulbah	Jackson	Trotter	Lathan	Fagan	Wilson	Joseph	Tarnue	Hollis
at Cincinnati											
Baylor											
UCF											
at Texas Tech											



DEFENSIVE/SPECIAL TEAMS TOUCHDOWNS SINCE 2000

2024
Leighton Bechdel 14 yard fake field goal rush at Arizona

2023
Beanie Bishop Jr. 78 punt return vs. North Carolina

2022
Malachi Ruffin 43 interception return vs. Kansas State
Jasir Cox 65 fumble return vs. Baylor
Jacolby Spells 28 interception return at Virginia Tech

2021
Winston Wright Jr. 90 kickoff return vs. LIU

2020
Dylan Tonkery 18 interception return vs. Kansas State

2019
Winston Wright Jr. 95 kickoff return at Baylor
Tykee Smith 19 interception return vs. Iowa State

2018
Derrek Pitts Jr. 72 blocked field goal return at Iowa State
Keith Washington Jr. 51 interception return at Texas Tech

2017
Kenny Robinson 94 interception return vs. Texas
Kenny Robinson 39 interception return vs. Oklahoma State
Marvin Gross Jr. 0 blocked punt return vs. Oklahoma State
Mike Daniels Jr. 25 interception return at Kansas

2016
Rasul Douglas 54 interception return vs. BYU

2015
Terrell Chestnut 32 interception return at Kansas
Jared Barber 42 fumble return vs. Texas
Shelton Gibson 100 kickoff return at Baylor

2014
KJ Dillon 35 interception return vs. Texas A&M
Terrell Chestnut 35 fumble recovery vs. TCU
Dravon Henry 52 interception return at Oklahoma State
Mario Alford 94 kickoff return vs. Kansas
Mario Alford 100 kickoff return vs. Alabama

2013
Karl Joseph 38 fumble return vs. Iowa State
Karl Joseph 0 fumble return at Baylor
Darwin Cook 32 interception return at Baylor
Ishmael Banks 58 interception return vs. Oklahoma State

2012
Tavon Austin 76 punt return vs. TCU
Tavon Austin 100 kickoff return vs. Kansas State
Doug Rigg 51 fumble return vs. Maryland
Isaiah Bruce 43 fumble return vs. Marshall

2011
Darwin Cook 99 fumble return vs. Clemson
Pat Miller 52 interception return at USF
Tavon Austin 90 kickoff return at USF

Julian Miller 0 fumble recovery at Cincinnati
Terence Garvin 37 interception return at Maryland
Tavon Austin 100 kickoff return vs. Marshall

2009
Sidney Glover 24 interception return at Rutgers
Tavon Austin 98 kickoff return vs. UConn

2008
Morty Ivy 29 interception return vs. Villanova

2007
Reed Williams 0 fumble recovery vs. UConn
Eric Wicks 44 fumble return vs. Louisville
Keilen Dykes 19 interception return vs. Syracuse

2006
Vaughn Rivers 50 punt return vs. Mississippi State
Darius Reynaud 96 kickoff return vs. Maryland

2005
Jamille Addae 40 interception return vs. Pitt
Thandi Smith 1 punt return vs. Rutgers
Antonio Lewis 77 punt return vs. East Carolina
Eric Wicks 31 interception return vs. Syracuse

2004
Mike Lorello 21 interception return vs. Connecticut
Eric Wicks 34 interception return vs. Virginia Tech
Adam Lehnortt 21 fumble return vs. James Madison
Adam Jones 76 punt return vs. East Carolina

2003
Lance Frazier 64 punt return vs. Temple
Adam Jones 47 fumble return vs. Temple
Adam Jones 49 interception return vs. Boston College
Adam Jones 87 kickoff return vs. Boston College
Joe Hunter 0 blocked punt return vs. UCF

2002
Arthur Harrison 0 fumble recovery vs. East Carolina
Angel Estrada 43 interception return vs. Rutgers

2001
Shawn Terry 100 kickoff return vs. Maryland
Shawn Hackett 10 fumble return vs. Rutgers
Shawn Hackett 50 interception return vs. Rutgers

2000
Grant Wiley 22 interception return vs. Boston College
Shawn Hackett 41 interception return vs. Boston College
Grant Wiley 15 interception return vs. Idaho
Ben Meighan 36 fumble return vs. Virginia Tech
Shawn Terry 100 kickoff return vs. Syracuse
Richard Bryant 49 interception return vs. Rutgers
Jason Davis 0 fumble return vs. East Carolina
Shawn Terry 89 kickoff return vs. Pitt
Lance Frazier 32 interception return vs. Pitt
Shawn Terry 99 kickoff return vs. Ole Miss

NFL MOUNTAINEERS

As of Nov. 4, there are 15 former Mountaineers on NFL rosters and practice squads, playing for 10 different teams.



Kyzir White, Arizona Cardinals
Dante Stills, Arizona Cardinals
Rasul Douglas, Buffalo Bills
Tony Fields II, Cleveland Browns
Rex Sunahara, Cleveland Browns
David Sills V, Denver Broncos
David Long Jr., Miami Dolphins
Bryce Ford-Wheaton, New York Giants
Will Grier, Philadelphia Eagles
Beanie Bishop Jr., Pittsburgh Steelers
Zach Frazier, Pittsburgh Steelers
Doug Nester, Pittsburgh Steelers
Colton McKivitz, San Francisco 49ers
Marcus Simms, Seattle Seahawks
Geno Smith, Seattle Seahawks

2024 Home and Away

Rushing	Att-Yds-Avg	Avg/Gm
Home (2-3)	177-838-4.7	167.6
Away (2-1)	150-780-5.2	260.0
Passing	Comp-Att-Yds-Avg-TD-Int	Avg/Gm
Home (2-3)	83-148-1,053-12.7-8-7	210.6
Away (2-1)	44-68-577-13.1-5-2	192.3
Total Offense	Rush-Pass-Total-Avg	Avg/Gm
Home (2-3)	838-1,053-1,891-5.8	378.2
Away (2-1)	780-577-1,357-6.2	452.3
Rush Defense	Att-Yds-Avg	Avg/Gm
Home (2-3)	195-780-4.0	156.0
Away (2-1)	75-192-2.6	64.0
Pass Defense	Comp-Att-Yds-Avg-TD-Int	Avg/Gm
Home (2-3)	82-137-1,288-15.7-10-1	257.6
Away (2-1)	57-88-800-14.0-7-2	266.7
Total Defense	Rush-Pass-Total-Avg	Avg/Gm
Home (2-3)	780-1,288-2,068-6.2	413.6
Away (2-1)	192-800-992-6.1	330.7



TOP GAME PERFORMANCES ...

West Virginia

100-Yard Rushers

Date	Opponent	Player	Att.	Yards	Avg.	TD	Long
9/7	UAlbany	Donaldson	14	125	8.9	1	48
9/7	UAlbany	White	10	100	10.0	1	36
10/5	Oklahoma St.	White	19	158	8.3	1	26

100-Yard Receivers

Date	Opponent	Player	Rec.	Yards	Avg.	TD	Long
9/21	Kansas	Clement	7	150	21.4	0	39

300-Yard Passers

Date	Opponent	Player	Comp.	Att.	Yards	TD	Long
------	----------	--------	-------	------	-------	----	------

10+Tackles

Date	Opponent	Player	Solo	Assist	Total	TFL	Sacks
8/31	Penn State	Trotter	5	5	10	0	0
9/21	Kansas	Trotter	6	5	11	0	0
9/21	Kansas	Lathan	5	5	10	1	0
10/12	Iowa State	Trotter	6	6	12	0	0

Opponents

100-Yard Rushers

Date	Opponent	Player	Att.	Yards	Avg.	TD	Long
8/31	Penn State	Singleton	13	114	8.8	1	40
9/21	Kansas	Neal	27	110	4.1	1	11

100-Yard Receivers

Date	Opponent	Player	Rec.	Yards	Avg.	TD	Long
8/31	Penn State	Wallace	5	117	23.4	2	50
10/12	Iowa St.	Higgins	6	102	17.0	0	37
10/26	Arizona	McMillan	10	202	20.2	2	54

300-Yard Passers

Date	Opponent	Player	Comp.	Att.	Yards	TD	Long
9/7	UAlbany	Burkett	18	39	306	1	49
9/14	Pitt	Holstein	21	30	301	3	42

10+Tackles

Date	Opponent	Player	Solo	Assist	Total	TFL	Sacks
8/31	Penn State	Winston	7	5	12	0	0
9/7	UAlbany	Lunan	7	4	11	0	0
9/7	UAlbany	Joe-Kamara	6	4	10	0	0
9/7	UAlbany	Holmes	5	5	10	1	0
9/14	Pitt	McMillon	5	8	13	0	0
9/14	Pitt	Louis	5	8	13	1	0
9/14	Pitt	Biles	8	4	12	2	0
10/5	Oklahoma St.	Roberson	6	6	12	2	1
10/12	Iowa St.	Verdon	4	6	10	0	0
10/19	Kansas St.	Romaine	4	8	12	0	0
10/26	Arizona	Johnson	5	8	13	1	0
10/26	Arizona	Luttrell	3	8	11	0	0

Special Teams Tackles

Player	Total	UA/A	KO	P	PSU	ALB	PITT	KS	OSU	ISU	KSU	AZ	UC	BU	UCF	TT
Ben Cutter	4	3/1	3	1	0/0	0/1	0/0	1/0	0/0	0/0	2/0	0/0	0/0	0/0	0/0	0/0
Trey Lathan	4	0/4	3	1	0/0	0/2	0/1	0/0	0/0	0/0	0/0	0/1	0/0	0/0	0/0	0/0
Caden Biser	3	0/3	3	0	0/1	0/2	0/0	0/0	0/0	0/0	0/0	0/0	0/0	0/0	0/0	0/0
Reid Carrico	3	2/1	3	0	0/1	0/0	0/0	0/0	0/0	1/0	0/0	1/0	0/0	0/0	0/0	0/0
Kekoura Tarnue	3	3/0	3	0	1/0	1/0	0/0	0/0	1/0	0/0	0/0	0/0	0/0	0/0	0/0	0/0
Ty French	2	2/0	2	0	0/0	0/0	0/0	0/0	2/0	0/0	0/0	0/0	0/0	0/0	0/0	0/0
Garnett Hollis Jr.	2	2/0	2	0	1/0	0/0	1/0	0/0	0/0	0/0	0/0	0/0	0/0	0/0	0/0	0/0
Keyshawn Robinson	2	0/2	0	2	0/0	0/0	0/0	0/0	0/0	0/0	0/1	0/1	0/0	0/0	0/0	0/0
Taurus Simmons	2	1/1	2	0	0/0	0/0	0/0	1/0	0/1	0/0	0/0	0/0	0/0	0/0	0/0	0/0
Austin Brinkman	1	0/1	0	1	0/0	0/0	0/0	0/0	0/0	0/0	0/1	0/0	0/0	0/0	0/0	0/0
Will Dixon	1	0/1	1	0	0/0	0/1	0/0	0/0	0/0	0/0	0/0	0/0	0/0	0/0	0/0	0/0
Ayden Barnes	1	1/0	1	0	0/0	0/0	1/0	0/0	0/0	0/0	0/0	0/0	0/0	0/0	0/0	0/0
Zae Jennings	1	1/0	1	0	0/0	0/0	0/0	0/0	0/0	0/0	0/0	1/0	0/0	0/0	0/0	0/0
Curtis Jones	1	0/1	1	0	0/0	0/0	0/0	0/0	0/1	0/0	0/0	0/0	0/0	0/0	0/0	0/0
Josiah Trotter	1	0/1	1	0	0/0	0/0	0/1	0/0	0/0	0/0	0/0	0/0	0/0	0/0	0/0	0/0
Anthony Wilson Jr.	1	1/0	1	0	1/0	0/0	0/0	0/0	0/0	0/0	0/0	0/0	0/0	0/0	0/0	0/0

RECORD UNDER BROWN

Overall Record	70-49
At home	38-19
On the road	27-29
At a neutral site	5-1
Day games	45-34
Night games	25-15
Vs. ranked (coaches' poll)	5-19
Vs. ranked (AP poll)	4-20
Vs. coaches' Top 10	0-6
Vs. AP Top 10	0-6
Vs. ACC	5-4
Vs. Big 12	23-26
Vs. Big Ten	1-5
Vs. Pac-12	0-0
Vs. SEC	1-2
Vs. C-USA	2-0
Vs. Mid-American	3-0
Vs. Mountain West	0-2
Vs. Sun Belt	23-9
Vs. FCS	10-0
Vs. Independents	2-1
In bowl games	5-1
In overtime	1-1
More than 7 days to prepare	20-18
In August	1-1
In September	25-13
In October	17-18
In November	21-12
In December	6-3
In January	0-0
Outrushing opponent	56-11
Outtrushed by opponent	14-37
When rushing for 200 yards	23-1
When rushing for 300 yards	9-0
Outpassing opponent	42-19
Outpassed by opponent	28-30
When passing for 300-399 yards	21-8
When passing for 400-499 yards	1-1
When passing for 500+ yards	0-0
When allowing 1-199 yards passing	38-15
When allowing 200-299 yards passing	23-21
When allowing 300+ yards passing	10-13
When having 400-499 total offense	27-7
When having 500+ total offense	12-4
More total offense than opponent	49-14
Same total offense as opponent	2-0
Less total offense than opponent	19-35
Allowing 399 or less total offense	57-26
When allowing 400+ total offense	10-20
When allowing 500+ total offense	3-3
Committing fewer turnovers	42-3
Committing more turnovers	16-33
Turnovers are even	12-13
0-30:00 of time of possession	31-26
30:01-plus of time of possession	39-23
Scoring first	48-15
Opponent scores first	22-34
Leading after the 1st quarter	53-9
Trailing after the 1st quarter	7-30
Tied after the 1st quarter	10-10
Leading at halftime	56-6
Trailing at halftime	9-40
Tied at halftime	5-3
Leading after the 3rd quarter	58-4
Trailing after the 3rd quarter	8-41
Tied after the 3rd quarter	4-4
Scoring 0-10 points	0-10
Scoring 11-20 points	5-24
Scoring 21-30 points	20-6
Scoring 31-40 points	23-7
Scoring 41-plus points	22-2
Opponent scores 0-10 points	17-0
Opponent scores 11-20 points	23-7
Opponent scores 21-30 points	24-11
Opponent scores 31-40 points	6-14
Opponent scores 41-plus points	0-17
Individual 100-yard rusher	39-6
Opponent 100-yard rusher	13-19
Opponent less than 100-yards rushing	26-5
Individual 100-yard receiver	24-10
Opponent 100-yard receiver	13-15
Individual 300-yard passer	14-8
Opponent 300-yard passer	10-13

WEST VIRGINIA HEAD COACH NEAL BROWN - SIXTH YEAR



It's a proven fact that you win with people, and no one knows that better than Neal Brown. He has a commitment to investing time and resources in his staff and players, mentoring and preparing them to carry out the mission of West Virginia University Football, not only on the field but off of it as well.

After having his most successful season in 2023, Brown has his program prepared and ready with their goal of achieving higher aspirations in 2024. He, his staff and the Mountaineers not only want to compete for double-digit wins, but more importantly want to reach a coveted spot in not only the Big 12 championship game but the CFP playoff for the first time in school history.

WVU returns a significant amount of snaps and production from last year's team and retooled the roster to fill in the holes. That experience, along with offseason work being put in could put the lofty expectations within reach.

Brown has taken pride in having his program exude a strong identity on both sides of the ball. Offensively, WVU has a physical, hard-nosed running attack that also can throw downfield, as well as find players out of the backfield. Defensively, there is a high comfort level with their scheme, and their recruiting efforts center around bringing in the pieces that fit.

The 2023 Mountaineer Football program was branded with the label "14" – picked to finish last in the Big 12 Conference preseason poll by the league media. However, Brown, his coaching staff and the entire program used that number as the motivation needed to generate the best year of Mountaineer football since 2018, registering a 9-4 overall record, including a 30-10 win over North Carolina in the Duke's Mayo Bowl, a 6-3 mark in the league, and a No. 25 final ranking in the AFCA Final Coaches Poll.

Brown faced arguably the toughest schedule in his tenure. He earned Co-Big 12 Coach of the Year honors by Heartland College Sports. The conference finish tied the Mountaineers for fourth place – 10 spots better than originally predicted. Since becoming a member of the Big 12 Conference in 2012, WVU has had only one better season, 2016, when it won seven league games.

After leading the nation in passes defended and pass breakups, ranking No. 2 in forced incompletions and was among the top 20 in interceptions, cornerback Beanie Bishop Jr. was named WVU's 13th consensus All-America in school history and signed a free agent contract with the Pittsburgh Steelers. Zach Frazier, one of the top centers in the nation, earned All-America honors for the second time during his career and was drafted in the second round by the Steelers. Running back Jahiem White was named a freshman All-American by several teams, quarterback Garrett Greene was named the bowl MVP of the Duke's Mayo Bowl and running back CJ Donaldson Jr. was ranked among the top five in the Big 12 in rushing touchdowns.

Bishop was a semifinalist for the Chuck Bednarik Award, signifying the best defensive player in the nation. Frazier was a finalist for the William V. Campbell Trophy, the academic Heisman, earned a spot on the National

Football Foundation's Scholar-Athlete Team and became the program's 31st Academic All-America selection by the College Sports Communicators. He also was a semifinalist for the Wuerffel Trophy and the Jason Witten Man of the Year Award.

West Virginia placed four players on the all-conference team, including Bishop and Frazier on first team and offensive tackle Wyatt Milum and tight end Kole Taylor on the second team.

The Mountaineers had one of the best offensive lines in the nation, producing the best rushing mark in Power Five football, averaging 228.9 yards per game and scoring a league-tying best 32 rushing touchdowns. WVU was the only school in the league to finish with more than 2,000 rushing yards in conference games (2,211). West Virginia currently leads the nation with 16 straight games of producing more than 140 rushing yards, three more than the next team on the list.

West Virginia gave up a league-low 10 sacks for the season, including only three in league games, ranking No. 1 in the Big 12 and No. 2 among Power Five schools. The Mountaineers also were No. 16 in total offense among Power Five schools, producing 5,650 yards and tied for No. 19 nationally in first down offense. That included 450 yards or more of total offense in seven games, and producing 500 or more yards five times. WVU scored 30 or more points in seven of its last eight games.

Greene finished the season in the top five of the Big 12 in total offense, passing for more than 2,400 yards, rushing for more than 750 yards and was responsible for 29 touchdowns. He was tied for No. 1 in the nation in rushing touchdowns by a quarterback and among Power Five players he was No. 2 nationally in passing yards per completion (16.4), No. 4 in rushing yards per carry and No. 15 in yards per pass attempt (8.7).

West Virginia's defense was No. 1 in the Big 12 in sacks (33) and No. 2 in tackles for loss (84). Kicker Michael Hayes was ranked No. 34 nationally in field goal percentage, hitting 17-of-21 attempts (.810), punt returner Preston Fox was No. 28, averaging 8.1 yards per return, and punter Oliver Straw led the punting unit that was ranked No. 5 nationally in punt return defense.

WVU produced a school-best 31 Academic All-Conference selections, including 19 first-team honorees.

Since arriving in Morgantown in January 2019, Brown has covered a lot of territory representing Mountaineer Football as its chief ambassador, ensuring the great story about his program is told to everyone.

Brown continues to support and champion program leadership by the players, emphasizing a dedication to the individual student-athlete. His mission is in the development of each player as a complete person, not only on the field, but off, and for each to continuously build themselves and their brand to make a difference in the world after their football career is finished.

One of the first player initiatives that Brown implemented for the team was the 5th Quarter Program



WEST VIRGINIA HEAD COACH NEAL BROWN - SIXTH YEAR

Year	School	Position	Record
2024	West Virginia	Head Coach	4-4
2023	West Virginia	Head Coach Duke's Mayo Bowl Champions	9-4
2022	West Virginia	Head Coach	5-7
2021	West Virginia	Head Coach Guaranteed Rate Bowl	6-7
2020	West Virginia	Head Coach AutoZone Liberty Bowl Champions, AFCA Good Works Team Honorary Coach	6-4
2019	West Virginia	Head Coach	5-7
2018	Troy	Head Coach Dollar General Bowl Champions	10-3
2017	Troy	Head Coach Sun Belt Conference Champions, Sun Belt Conference Coach of the Year R&L Carriers New Orleans Bowl Champions	11-2
2016	Troy	Head Coach Dollar General Bowl Champions	10-3
2015	Troy	Head Coach	4-8
2014	Kentucky	Assistant Coach (OC/QB)	5-7
2013	Kentucky	Assistant Coach (OC/QB)	2-10
2012	Texas Tech	Assistant Coach (OC/QB) Meineke Car Care Bowl Champions	7-5
2011	Texas Tech	Assistant Coach (OC/QB)	5-7
2010	Texas Tech	Assistant Coach (OC/QB) TicketCity Bowl Champions	8-5
2009	Troy	Assistant Coach (OC/QB) GMAC Bowl, Sun Belt Conference Champions	9-4
2008	Troy	Assistant Coach (OC/QB) New Orleans Bowl	8-5
2007	Troy	Assistant Coach (Inside Receivers) Sun Belt Conference Champions	8-4
2006	Troy	Assistant Coach (Inside Receivers) Sun Belt Conference Champions, New Orleans Bowl Champions	8-5
2005	Delaware	Assistant Coach (Wide Receivers)	6-5
2004	Sacred Heart	Assistant Coach (QB/Wide Receivers)	6-4
2003	Massachusetts	Assistant Coach (TE/OL Assistant) NCAA FCS Playoffs Atlantic 10 Conference Champions	10-3
Brown Totals - at West Virginia - 35-33 (Sixth Year); Overall - 70-49 (10th Year)			

to assist in the development of the total player, not only on the field, but for life beyond graduation. The pillars of the program are character development, leadership development, real life, social responsibility and career development. With the name, image and likeness legislation enacted in July 2021, Brown did his due diligence in advance to ensure that his players were prepared, no matter how involved the process becomes in the future.

Another component of the 5th Quarter Program is the Bridge Program. Its goal is to introduce the student-athletes to the college experience when they first enter WVU and give them their final training before they embark into life after graduation.

In 2022, WVU expanded the 5th Quarter Program by adding the Chambers Elite Climbers Program. The Chambers Elite Climbers was created to provide unique educational opportunities for select student-athletes thanks to a nearly \$1.6 million gift from WVU alumni John and Elaine Chambers. The Chambers Elite Climbers is a supplemental two-year program that provides additional and professional growth opportunities to student-athletes chosen through a competitive application process.

The 2022 Mountaineers defeated rival Virginia Tech to hold on to the Black Diamond Trophy and won two of the final three games, including victories against Oklahoma and at Oklahoma State. The win over Oklahoma marked the first Big 12 Conference win over the Sooners, and the win over the Cowboys was the first since 2014 and snapped the Cowboys' 14-game, home winning streak. WVU also defeated 2021 Big 12 Champion Baylor.

West Virginia had 21 student-athletes named to the Academic All-Big 12 Teams, and kicker Casey Legg earned a spot on the prestigious College Sports Communicators Academic All-American Second Team. WVU also had nine players named to one of three postseason Big 12 all-conference teams by media organizations with Dante Stills and Zach Frazier earning first-team all-conference honors, and Stills was drafted by the Arizona Cardinals.

The 2021 squad finished with six wins and had its share of positives, including earning a bowl bid to the Guaranteed Rate Bowl, its second in a row under Brown. Running back Laddie Brown rushed for 1,000 yards for the second year in a row, and WVU was fourth in the Big 12 in average passing yards per game (247.9). The Mountaineer defense finished No. 5 nationally in red-zone defense, No. 18 in the fewest first downs allowed and No. 29 in third-down defense.

The Mountaineers defeated No. 15 Virginia Tech, marking the highest-ranked win of the Brown era and also defeated No. 22 Iowa State.

West Virginia had a program-best 24 student-athletes named to the Academic All-Big 12 Teams, safety Sean Mahone was a finalist for the William Campbell Trophy, the academic Heisman, and he earned a spot on the National Football Foundation's Scholar-Athlete Team. Kicker Casey Legg was named a semifinalist for the Lou Groza National Kicking Award and WVU had nine players named to one of three postseason Big 12 all-conference teams by media organizations.

Frazier was named to the Walter Camp Football Foundation and American Football Coaches Association's All-America teams, and Milum was named to three freshman All-America teams. Defensive lineman Dante Stills was named an All-Big 12 First Team honoree, and Frazier was on the second team.

The 2020 season was Brown's most challenging season to date, testing his ability, not only as a coach, but as a leader. He was forced to deal with the COVID-19 pandemic since mid-March, which didn't allow for spring practice or offseason workouts and skill instruction, while social unrest was at a high level nationally during the summer.

Even though the program constantly was forced to deal with the effects and protocols of COVID-19 during the season, the Mountaineers stayed the course, finishing the season 6-4 overall and 4-4 in the Big 12. Brown made his first bowl appearance as the coach of West Virginia against

BROWN VS. ALL OPPONENTS

Opponent	First Time	Last Time	W-L
Akron	2017	2017	1-0
Alabama State	2017	2017	1-0
Albany	2024	2024	1-0
Appalachian State	2015	2018	1-2
Arizona	2024	2024	1-0
Arkansas State	2016	2017	1-1
Army	2020	2020	1-0
Austin Peay	2016	2016	1-0
Baylor	2019	2023	3-2
Boise State	2017	2018	0-2
Buffalo	2018	2018	1-0
BYU	2023	2023	1-0
Chas. Southern	2015	2015	1-0
Cincinnati	2023	2023	1-0
Clemson	2016	2016	0-1
Coastal Carolina	2017	2018	2-0
Duquesne	2023	2023	1-0
Eastern Kentucky	2020	2020	1-0
Florida A&M	2018	2018	1-0
Georgia Southern	2015	2018	2-2
Georgia State	2015	2018	3-1
Houston	2023	2023	0-1
Idaho	2015	2017	2-1
Iowa State	2019	2024	1-4
James Madison	2019	2019	1-0
Kansas	2019	2022	4-1
Kansas State	2019	2024	2-3
Liberty	2018	2018	0-1
LIU	2021	2021	1-0
Louisiana	2015	2018	2-0
Louisiana-Monroe	2015	2018	2-0
LSU	2017	2017	1-0
Maryland	2021	2021	0-1
Massachusetts	2016	2016	1-0
Minnesota	2021	2021	0-1
Mississippi State	2015	2015	0-1
Missouri	2019	2019	0-1
NC State	2015	2019	1-1
Nebraska	2018	2018	1-0
New Mexico State	2015	2017	3-0
North Carolina	2023	2023	1-0
North Texas	2017	2017	1-0
Ohio	2016	2016	1-0
Oklahoma	2019	2023	1-3
Oklahoma State	2019	2024	2-4
Penn State	2023	2024	0-2
Pitt	2022	2024	1-2
South Alabama	2015	2018	2-2
Southern Miss	2016	2016	1-0
TCU	2019	2023	4-1
Texas	2019	2022	1-3
Texas State	2016	2018	3-0
Texas Tech	2019	2023	1-4
Towson	2022	2022	1-0
UCF	2023	2023	1-0
Virginia Tech	2021	2022	2-0
Wisconsin	2015	2015	0-1

Army in the AutoZone Liberty Bowl, winning the game, 24-21.

Five players earned All-America honors, led by Darius Stills, who was the school's first Consensus All-American since 2006 and 12th in school history. Tony Fields II, Tykee Smith and Dante Stills were named to at least one All-America team, and freshmen Zach Frazier and Akheem Mesidor were named to Freshman All-America teams. In April, Fields was drafted by the Cleveland Browns, while five players signed free-agent contracts.

Eight players were named to the All-Big 12 Conference postseason teams, led by first-team honorees Fields II, also defensive newcomer of the year, Darius Stills, also defensive lineman of the year, and Laddie Brown, a first-team running back.

The Mountaineers finished the 2019 season with a 5-7 mark, in what was called a transitional year. WVU finished the regular season winning two of the final three games, at Kansas State and at TCU, and had a 3-3 mark on the road, including a 3-2 road record in the Big 12 Conference.

Five of Brown's players were named to All-Big 12 postseason teams, and Colton McKivitz was named the Big 12's Co-Offensive Lineman of the Year. McKivitz earned

spots on two All-America teams - Walter Camp Football Foundation's Second Team and the Associated Press' Third Team, and Tykee Smith was named a freshman All-American by the Football Writers Association of America. McKivitz played in the Reese's Senior Bowl and was selected in the fifth round of the NFL Draft by the San Francisco 49ers.

Brown, one of six FBS coaches to win 10 or more games in 2016, 2017 and 2018, was named WVU's 35th head football coach on Jan. 5, 2019.

He spent the previous four years as the head coach at Troy University (2015-18), compiling a 35-16 record, including 3-0 in bowl games. In his final three seasons, the Trojans posted a 31-8 record (.795), tying for the highest winning percentage nationally among non-Power 5 schools.

Before Brown left after the 2018 season, Troy had won 17 of its last 20 games and 22 of its last 26 games. After directing the Trojans to the 2017 Sun Belt Conference Championship, Brown was honored as the league's coach of the year.

During his highly successful tenure at Troy, Brown's signature wins included a 24-21 victory in 2017 at then-No. 22 LSU in Baton Rouge, which snapped the Tigers' 49-game nonconference home winning streak, and a 24-19 win at Nebraska. Also impressive was his team's 30-24 loss at eventual 2016 national champion Clemson.

In 2018, Troy finished 10-3, including a victory over Buffalo in the Dollar General Bowl in Mobile, Alabama.

The 2017 campaign featured an 11-win season for Troy, including a win over North Texas in the New Orleans Bowl. The Trojans once again finished with a 7-1 conference mark, earning Brown his first conference championship. Troy finished the season with the 27th most votes in the final Amway Coaches Poll, marking the highest final ranking by a Sun Belt Conference squad in league history.

Troy finished 10-3 in 2016, including a 6-2 mark in the Sun Belt and a victory over Ohio University in the Dollar General Bowl. The Trojans became the first Sun Belt Conference school to ever open a season with eight wins in its first nine games, and they became the first league school to appear in a major top 25 poll, checking in at No. 25 in the Associated Press' Nov. 13 poll. Additionally, Brown's 2016 squad tied for the best turnaround in the country (six wins).

Prior to Brown's first season at Troy in 2015, he spent two years (2013-14) as the offensive coordinator under Mark Stoops at Kentucky. Under his direction, he led the Wildcats to some new heights on the offensive side of the football. The Wildcats posted more than 440 yards of total offense in three Southeastern Conference games in 2014, its highest total since 2001.

The Wildcats totaled 380 yards or more of total offense in their first three SEC games in 2014 – Florida, Arkansas

WEST VIRGINIA HEAD COACH NEAL BROWN - SIXTH YEAR



and South Carolina – marking the first time a UK team had done so since 1998. Kentucky scored 21 offensive touchdowns in SEC play in 2014.

The two years prior to Brown being named offensive coordinator, Kentucky had a combined 21 offensive touchdowns in conference play.

He also spent three years at Texas Tech (2010-12) as the offensive coordinator after his first stint at Troy as an assistant coach from 2006-09.

As Texas Tech's offensive coordinator and quarterbacks coach, the Red Raiders ranked in the nation's top-seven teams in passing offense, top 15 in total offense and top 25 in scoring offense, having increased production in all three categories each year since 2010. TTU finished the 2012 season second nationally in passing with 355.9 yards per game, 13th in total offense at 495.4 yards per game and 20th in scoring with 37.5 points per game.

The 2012 campaign was an expansion of the success from 2011, when Texas Tech ranked 13th nationally in total

offense at 470.6 yards per game. The Red Raiders lit the scoreboard at a tune of 33.8 points per contest. In his first season in Lubbock, Brown's offense notched 460.2 yards of total offense per game, including 318.9 passing, and scored at a 33.1-point clip as Tech went 8-5 and won the TicketCity Bowl.

At Troy, Brown was the inside receivers coach the first two years (2006-07) with the Trojans before transitioning to offensive coordinator and quarterbacks coach in 2008-09. Troy won four Sun Belt Conference titles and appeared in three bowl games during Brown's initial tenure.

He began his coaching career with one-year stints at UMass (2003), Sacred Heart (2004) and Delaware (2005).

At Delaware, Brown served as wide receivers coach. Starting three freshman wideouts, the Blue Hens went 6-5.

In 2004, Brown coached the quarterbacks and wide receivers at Sacred Heart, which boasted the top-ranked scoring offense in the conference.

In 2003, he was the tight ends coach and offensive line assistant at Massachusetts, helping the Minutemen win a share of the Atlantic 10 championship and a berth in the FCS playoffs.

As a player, Brown was a wide receiver at Kentucky for three years (1998-2000) before finishing his career at UMass in 2001-02.

He was a member of two bowl teams with the Wildcats and was named to the Southeastern Conference Academic Honor Roll.

While at UMass, he was an Atlantic 10 All-Academic honoree and an NCAA Division I-AA Athletic Directors' Academic All-Star team selection.

Brown graduated from UMass with a bachelor's degree in business management in 2002 and earned his master's degree in business administration in 2005.

Born in Louisville, Kentucky, Brown grew up in Bardstown, Kentucky, before moving to Danville, Kentucky, where he was an all-state wide receiver at Boyle County High School, finishing his career as the No. 2 receiver in state history.

Brown and his wife, Brooke, have two daughters, Adalyn and Anslee, and a son, Dax.





West Virginia Bests

Rushing Yards.....	569 vs. Washington & Lee 1923
Passing Yards.....	656 vs. Baylor 2012
Total Yards.....	807 vs. Baylor 2012
Total First Downs.....	37 vs. Maryland 2015
Low Rushing Yards All.....	30 vs. Florida 1981
Low Passing Yards All.....	0 vs. Pitt 1981
Low Total Yards Allowed.....	14 vs. Maryland 1919
Fewest First Downs All.....	0 vs. Maryland 1919
Longest TD run.....	96 vs. N. Illinois 1986
Longest Non-TD Run.....	79 vs. Louisville 2008, Baylor 2018
Longest TD Reception.....	96 vs. Penn State 1973
Longest Non-TD Reception.....	84 vs. Miami 2003
Points (Game).....	92 vs. Marshall 1916
Victory Margin.....	89 vs. Geneva 1951

West Virginia Bests - 2020 Decade

Rushing Yards.....	424 vs. Cincinnati '23
Passing Yards.....	391 vs. Houston '23
Total Yards.....	634 vs. Cincinnati '23
Total First Downs.....	32 vs. Towson '22, Va. Tech '22
First Downs Rushing.....	23 vs. Cincinnati '23
First Downs Passing.....	19 vs. Kansas '23
Low Rushing Yards All.....	3 vs. Duquesne '23
Low Passing Yards All.....	57 vs. Army '20
Low Total Yards Allowed.....	95 vs. LIU '21
Fewest First Downs All.....	7 vs. KU '20
Fewest 1st Downs Rushing All.....	1 vs. VT '22, Duq '23
Fewest 1st Downs Passing All.....	2 vs. Army '20, LIU '21
Longest TD run.....	87 vs. KU '20
Longest Non-TD Run.....	67 vs. TCU '21
Longest TD Reception.....	75 vs. Cincinnati '23
Longest Non-TD Reception.....	58 vs. KSU '20
Points (Game).....	66 vs. LIU '21
Points (Half).....	45 vs. Towson '22 (First)
Points (Qtr).....	28 vs. ECU '20 (Second), Duq '23 (Second)
Victory Margin.....	66 vs. LIU '21

West Virginia Bests - Neal Brown Era

Rushing Yards.....	424 vs. Cincinnati '23
Passing Yards.....	498 vs. Texas Tech '19
Total Yards.....	634 vs. Cincinnati '23
Total First Downs.....	32 vs. Towson '22, Va. Tech '22
First Downs Rushing.....	23 vs. Cincinnati '23
First Downs Passing.....	21 vs. Texas Tech '19
Low Rushing Allowed.....	3 vs. Duquesne '23
Low Passing Yards Allowed.....	57 vs. Army '20
Low Total Yards Allowed.....	95 vs. LIU '21
Fewest 1st Downs Allowed.....	7 vs. KU '20
Fewest 1st Downs Rushing All.....	1 vs. VT '22, Duq '23
Fewest 1st Downs Passing All.....	2 vs. Army '20, LIU '21
Longest TD run.....	87 vs. KU '20
Longest Non-TD Run.....	67 vs. TCU '21
Longest TD Reception.....	83 vs. BU '19
Longest Non-TD Reception.....	58 vs. KSU '20
Points (Game).....	66 vs. LIU '21
Points (Half).....	45 vs. Towson '22 (First)
Points (Qtr).....	28 vs. ECU '20 (Second), Duq '23 (Second)
Victory Margin.....	66 vs. LIU '21

Pronunciation Guide

FIRST NAMES

Aden (Tagaloa-Nelson).....	Ay-din
Asani (Redwood).....	Ah-sohn-E
Braham (Noah).....	bram
Diore (Hubbard).....	Dee-or
Fatorma (Mulbah).....	Fuh-torm-uh
Jahiem (White).....	juh-heem
Ja'Quay (Hubbard).....	juh-KWAY
Jarel (Williams).....	juh-rell
Kekoura (Tarnue).....	keh-koo-rah
Key'on (Washington).....	key-on
Khalil (Wilkins).....	kah-lil
Obinna (Onwuka).....	O-bean-uh
Oryend (Fisher).....	oh-ry-en
Ric'Darius (Farmer).....	Rick-Darius
Taurus (Simmons).....	Tar-us
Tomas (Rimac).....	Toe-moss
Trae'von (Dunbar).....	Tray-von
Traylon (Ray).....	tray-lin
Treyllan (Davis).....	tray-lin
Tyrin (Bradley).....	tie-rin
Zae (Jennings).....	zay

LAST NAMES

Altuner (Kyle).....	all-tune-er
Bechdel (Leighton).....	beck-dole
Brandel (Donald).....	brand-ohl
Carrico (Reid).....	care-eh-coe
Genross (Greg).....	Jen-Ross
Goins (Quintin).....	goy-ens
Kocan (T.J.).....	ko-shan
Kovalesky (Raymond).....	cove-uh-less-kee
Krahe (Nick).....	cray
Marchiol (Nicco).....	Mark-E-ole
Milum (Wyatt).....	my-lum
Mulbah (Fatorma).....	mall-buh
Onwuka (Obinna).....	on-woo-kah
Phares (Andrew).....	fair-us
Rehmann (Brandon).....	ray-man
Rimac (Tomas).....	ree-mack
Shabazz (Deuce).....	shuh-bazz
Tagaloa-Nelson (Aden).....	tag-uh-low-uh
Tarnue (Kekoura).....	tar-new
Vesterinen (Edward).....	vest-ur-en
Weidman (Sullivan).....	weed-man
Ulloa (Jonah).....	U-low-uh

19 OF THE LAST 22 YEARS

- Dating back to the 2002 Continental Tire Bowl in Charlotte, North Carolina, West Virginia has made 19 bowl appearances in the last 22 years, missing only the 2013, 2019 and 2022 seasons.
- The Mountaineers are one of 15 Power Four schools to accomplish that feat: Georgia (22), Oklahoma (22), Wisconsin (22), Clemson (21), LSU (21), Florida (19), Ohio State (21), Oklahoma State (21), Alabama (20), Virginia Tech (20), Auburn (19), Florida State (19), Iowa (19), Oregon (20) and West Virginia (19).

Scoring 20 or more in a quarter

- In 2024, West Virginia scored 20 points in the second quarter at Oklahoma State (10/5), marking the fourth year in a row that WVU has scored 20 or more points in a quarter.
- WVU scored 20 or more points in two quarters against Towson in 2022, LIU in 2021 and in back-to-back games against East Carolina and Delaware State in 2017. WVU added a third consecutive game with 20 or more points in two quarters at Kansas the following weekend.
- WVU has scored 20 or more points in a quarter 77 times since 2000 and has done it in two quarters of a game 13 different times.

Game	Year	Points	Quarter
Oklahoma State	2024	21	2nd
Baylor	2023	20	2nd
Cincinnati	2023	21	2nd
Houston	2023	22	4th
Duquesne	2023	28	2nd
Towson	2022	24	2nd
Towson	2022	21	1st
LIU	2021	21	3rd
LIU	2021	21	1st
Kansas State	2020	21	2nd
Eastern Kentucky	2020	28	2nd
Oklahoma	2018	21	3rd
TCU	2018	24	2nd
Baylor	2018	31	2nd
Texas Tech	2018	28	1st
Youngstown State	2018	21	3rd
Tennessee	2018	20	3rd
Kansas State	2017	21	2nd
Baylor	2017	21	3rd
Texas Tech	2017	22	4th
Kansas	2017	21	4th
Kansas	2017	28	2nd
Delaware State	2017	21	2nd
Delaware State	2017	24	1st
East Carolina	2017	28	2nd
East Carolina	2017	21	1st
Kansas	2016	21	2nd
Texas Tech	2016	21	4th
Kansas	2015	28	1st
Maryland	2015	21	1st
Texas A&M	2014	20	1st
Iowa State	2014	20	2nd
Towson	2014	21	2nd
Baylor	2013	21	4th
Georgia State	2013	21	4th
Kansas	2012	21	2nd
TCU	2012	21	2nd
Baylor	2012	21	3rd
Baylor	2012	21	2nd
James Madison	2012	21	1st
Marshall	2012	21	3rd
Marshall	2012	21	2nd
vs. Clemson	2011	35	2nd
Connecticut	2011	23	3rd
Bowling Green	2011	21	2nd
Norfolk State	2011	28	3rd
UNLV	2010	21	1st
Auburn	2009	21	1st
North Carolina	2008	21	1st
Louisville	2008	21	3rd
UConn	2008	21	3rd
UConn	2007	21	4th
UConn	2007	21	3rd
Miss. State	2007	28	1st
at Marshall	2007	21	3rd
at Marshall	2007	21	4th
W. Michigan	2007	21	3rd
vs. Ga. Tech	2006	21	3rd
Cincinnati	2006	21	2nd
Cincinnati	2006	21	3rd
Syracuse	2006	21	3rd
at Miss. State	2006	21	4th
Maryland	2006	21	1st
vs. Georgia	2005	21	1st
Pitt	2005	21	4th
UConn	2005	21	2nd
at Maryland	2005	24	4th
James Madison	2004	21	2nd
East Carolina	2004	28	2nd
Temple	2003	21	1st
at East Carolina	2003	20	2nd
at East Carolina	2003	21	3rd
at Temple	2002	21	1st
UT-Chattanooga	2002	21	2nd
UT-Chattanooga	2002	21	4th
Rutgers	2001	28	1st

MOUNTAINEER SEASON HIGHS

Offense					
Rushing	Att.	Yards	TDs	Long	100-yd Games
Jaylen Anderson	3 (3x/KSU)	19 (OSU)	0	19 (OSU)	0
CJ Donaldson Jr.	20 (OSU)	126 (ALB)	2 (OSU)	48 (ALB)	1 (ALB)
Ric'Darious Farmer	1 (2X/OSU)	4 (OSU)	0	4 (OSU)	0
Rodney Gallagher III	4 (ARIZ)	21 (ARIZ)	0	10 (KSU)	0
Garrett Greene	17 (KAN)	89 (KSU)	1 (3x/OSU)	40 (ALB)	0
Diore Hubbard	1 (OSU)	1 (OSU)	0	1 (OSU)	0
Nicco Marchiol	11 (ARIZ)	53 (OSU)	1 (ALB)	19 (OSU)	0
Traylon Ray	1 (PITT)	2 (PITT)	0	2 (PITT)	0
Jahiem White	19 (OSU)	158 (OSU)	1 (5x/ISU)	55 (ARIZ)	2 (OSU)
Passing	Comp.	Att.	Yards	TDs	Long
Garrett Greene	18 (ISU)	32 (ISU)	295 (KAN)	3 (ALB)	52 (KAN)
Nicco Marchiol	18 (ARIZ)	22 (ARIZ)	198 (ARIZ)	2 (ARIZ)	54 (ARIZ)
Receiving	Rec.	Yards	TDs	Long	100-yd Games
Jalen Anderson	1 (ARIZ)	9 (ARIZ)	0	9 (ARIZ)	0
Jaden Bray	1 (2x/PITT)	44 (2x/PITT)	0	44 (2x/PITT)	0
Hudson Clement	7 (KAN)	150 (KAN)	1 (3x/ARIZ)	40 (OSU)	1 (KAN)
Treytan Davis	1 (6x/ARIZ)	31 (OSU)	0	31 (OSU)	0
CJ Donaldson	1 (4x/ARIZ)	10 (PITT)	1 (PITT)	10 (PITT)	0
Ric'Darious Farmer	1 (ALB)	10 (ALB)	0	10 (ALB)	0
Preston Fox	2 (PSU)	41 (PSU)	0	25 (PSU)	0
Rodney Gallagher III	3 (ALB)	41 (KAN)	1 (KAN)	33 (PITT)	0
Traylon Ray	4 (2x/KSU)	78 (ARIZ)	1 (3x/ARIZ)	54 (ARIZ)	0
Justin Robinson	3 (ARIZ)	30 (ALB)	1 (2x/PITT)	28 (PITT)	0
Jack Sammarco	1 (ALB)	4 (ALB)	0	4 (ALB)	0
Kole Taylor	5 (ISU)	61 (KSU)	1 (2x/KAN)	39 (ALB)	0
Jahiem White	3 (ARIZ)	16 (KAN)	1 (ISU)	15 (KAN)	0
Defense					
Tackles	Solo	Assisted	Total	TFL	Sacks
Derek Berlitz	1 (2x/ALB)	1 (ALB)	2 (ALB)	0	0
Caden Biser	1 (ALB)	3 (ALB)	4 (ALB)	0	0
Israel Boyce	1 (3x/ARIZ)	0	1 (3x/ARIZ)	0	0
Tyrin Bradley	3 (2x/OSU)	4 (KAN)	7 (KAN)	1.0 (4x/ISU)	1.0 (KAN)
Aubrey Burks	3 (2x/PITT)	2 (KAN)	4 (2x/PITT)	1.0 (ALB)	0
Makai Byerson	0	1 (ALB)	1 (ALB)	0	0
Reid Carrico	4 (ALB)	4 (PSU)	4 (3x/ARIZ)	1.0 (ALB)	0
TJ Crandall	2 (KAN)	2 (ALB)	3 (ALB)	0	0
Ben Cutter	2 (2x/KSU)	5 (KAN)	6 (KAN)	0.5 (PITT)	0
Will Dixon	0	1 (ALB)	1 (ALB)	0	0
Dontez Fagan	2 (5x/ARIZ)	4 (ARIZ)	6 (ARIZ)	0	0
Ty French	3 (OSU)	2 (2x/OSU)	5 (OSU)	1.0 (ALB)	0
Nate Gabriel	2 (ALB)	2 (KAN)	2 (2x/KAN)	0.5 (PITT)	0.5 (PITT)
Rodney Gallagher III	2 (PSU)	1 (PITT)	2 (2x/PITT)	0	0
Ayden Ganes	7 (PITT)	3 (PSU)	8 (PITT)	1.0 (OSU)	0
Garnett Hollis, Jr.	6 (ISU)	3 (2x/ISU)	9 (ISU)	1.0 (KSU)	0
T.J. Jackson	3 (3x/ARIZ)	4 (KAN)	6 (3x/ARIZ)	4.0 (PITT)	1.5 (PITT)
Zae Jennings	1 (2x/ARIZ)	0	1 (2x/ARIZ)	0	0
Jaheem Joseph	3 (3x/KAN)	3 (2x/ISU)	5 (ISU)	0.5 (ISU)	0.5 (ISU)
Elijah Kinsler	0	1 (ALB)	1 (ALB)	0	0
Trey Lathan	5 (KAN)	5 (2x/KSU)	10 (KAN)	3.0 (PITT)	1.0 (PITT)
Sean Martin	2 (ALB)	4 (KAN)	4 (KAN)	1.0 (ALB)	1.0 (ALB)
Fatorma Mulbah	4 (ISU)	4 (2x/ISU)	8 (ISU)	1.0 (2x/ARIZ)	1.0 (OSU)
Asani Redwood	3 (ISU)	2 (KAN)	3 (2x/ISU)	1.0 (2x/ISU)	1.0 (ISU)
Keyshawn Robinson	0	1 (ARIZ)	1 (ARIZ)	0	0
Hammond Russell IV	1 (7x/ARIZ)	2 (ARIZ)	3 (ARIZ)	1.0 (3x/ARIZ)	1.0 (3x/ARIZ)
Taurus Simmons	1 (2x/KSU)	0	1 (2x/KSU)	0	0
Jacoby Spells	1 (KAN)	1 (2x/KSU)	2 (KAN)	0	0
Aden Tagaloa-Nelson	2 (ALB)	1 (ALB)	3 (ALB)	0	0
Kekoura Tarnue	3 (4x/ARIZ)	2 (2x/ARIZ)	5 (ARIZ)	0	0
Josiah Trotter	6 (2x/ISU)	6 (ISU)	12 (ISU)	1.0 (2x/ISU)	0.5 (PITT)
Edward Vesterinen	1 (PSU)	1 (ALB)	1 (2x/ALB)	0.5 (ALB)	0
Anthony Wilson	5 (ARIZ)	6 (PSU)	9 (PSU)	0	0
Pass Defense	PBU	INTs	Total	TDs	
Tyrin Bradley	1 (PITT)	1 (KAN)	1 (2x/KAN)	0	
Dontez Fagan	1 (2x/ARIZ)	0	1 (2x/ARIZ)	0	
Rodney Gallagher III	1 (ALB)	0	1 (ALB)	0	
Ayden Ganes	1 (OSU)	0	1 (OSU)	0	
Garnett Hollis, Jr.	2 (ARIZ)	0	2 (ARIZ)	0	
Jaheem Joseph	1 (2x/ARIZ)	1 (OSU)	1 (3x/ARIZ)	0	
Asani Redwood	1 (ISU)	0	1 (ISU)	0	
Jacoby Spells	1 (2x/KAN)	0	1 (2x/KAN)	0	
Kekoura Tarnue	1 (KSU)	0	0 (KSU)	0	
Josiah Trotter	1 (2x/OSU)	1 (OSU)	2 (OSU)	0	
Anthony Wilson	1 (2x/KAN)	0	1 (2x/KAN)	0	
Turnovers	Forced	Recovered	TDs		
Tyrin Bradley	1 (KAN)	1 (KAN)	0		
Garnett Hollis, Jr.	0	1 (ARIZ)	0		
TJ Jackson	0	1 (PSU)	0		
Kekoura Tarnue	1 (ARIZ)	0	0		
Taurus Simmons	1 (KSU)	0	0		

MOUNTAINEER CAREER HIGHS

Offense					
Rushing	Att.	Yards	TDs	Long	100-yd Games
Jaylen Anderson	19 (Pitt '23)	155 (OSU '22)	2 (OSU '22)	57 (OSU '22)	1 (OSU '22)
CJ Donaldson	23 (VT '22)	125 (2x/ALB '24)	3 (TU '22)	82 (TU '22)	8 (ALB '24)
Ric'Darious Farmer	1 (2x/OSU '24)	4 (OSU '24)	0	4 (OSU '24)	0
Rodney Gallagher III	4 (ARIZ '24)	21 (ARIZ '24)	0	10 (KSU '24)	0
Garrett Greene	17 (KAN '24)	154 (CIN '23)	3 (2x/CIN '23)	67 (TCU '21)	5 (BAY '23)
Diore Hubbard	1 (OSU '24)	1 (OSU '24)	0	1 (OSU '24)	0
Nicco Marchiol	15 (TTU '23)	72 (TTU '23)	1 (2x/ALB '24)	22 (BYU '23)	0
Traylon Ray	1 (PITT '24)	2 (PITT '24)	0	2 (PITT '24)	0
Jaheim White	21 (CIN '23)	204 (CIN '23)	1 (9x/ISU '24)	55 (ARIZ '24)	6 (OSU '24)
Passing	Comp.	Att.	Yards	TDs	Long
Garrett Greene	20 (HOU '23)	38 (HOU '23)	391 (HOU '23)	4 (DUQ '23)	75 (2x/UNC '23)
Nicco Marchiol	18 (ARIZ '24)	22 (ARIZ '24)	198 (ARIZ '24)	2 (ARIZ '24)	54 (ARIZ '24)
Receiving	Rec.	Yards	TDs	Long	100-yd Games
Jaylen Anderson	2 (PSU '23)	15 (2x/PSU '23)	0	15 (TCU '22)	0
Jaden Bray>	5 (2x/USA '23)	84 (TULSA '21)	1 (4x/HOU '23)	45 (KSU '23)	0
Hudson Clement	7 (KAN '24)	177 (DUQ '23)	3 (DUQ '23)	70 (DUQ '23)	2 (KAN '24)
Treylin Davis	2 (KSU '22)	31 (OSU '24)	0	31 (OSU '24)	0
CJ Donaldson	3 (VT '22)	25 (HOU '23)	1 (PITT '24)	18 (HOU '23)	0
Ric'Darious Farmer	1 (ALB '24)	10 (ALB '24)	0	10 (ALB '24)	0
Preston Fox	4 (OSU '23)	81 (OSU '23)	1 (3x/BYU '23)	34 (OSU '23)	0
Rodney Gallagher III	3 (2x/ALB '24)	41 (KAN '24)	1 (KAN '24)	33 (PITT '24)	0
Jack Sammarco	1 (ALB '24)	4 (ALB '24)	0	4 (ALB '24)	0
Traylon Ray	4 (2x/KSU '24)	91 (UNC '23)	1 (6x/ARIZ '24)	75 (UNC '23)	0
Justin Robinson%	7 (ILL '23)	91 (SC '23)	1 (6x/PITT '24)	30 (ARK '23)	0
Kole Taylor	5 (2x/ISU '24)	64 (BAY '23)	1 (7x/KAN '24)	43 (BYU '23)	0
Jaheim White	2 (3x/KAN '24)	75 (CIN '23)	1 (3x/ISU '24)	75 (CIN '23)	0
Defense					
Tackles	Solo	Assisted	Total	TFL	Sacks
Derek Berlitz	1 (2x/ALB '24))	1 (ALB '24)	2 (ALB '24)	0	0
Caden Biser	4 (UCF '23)	4 (UNC '23)	6 (2x/UCF '23)	1.0 (DUQ '23)	0.5 (UNC '23)
Israel Boyce	1 (3x/ARIZ '24)	0	1 (3x/ARIZ '24)	0	0
Tyrin Bradley	4 (OSU '23)	8 (SFA '22)!	10 (2x/SFA '22)!	2.0 (2x/Utah Tech '22)!	1.0 (7x/KAN '24)
Aubrey Burks	8 (TTU '22)	3 (3x/KSU '22)	10 (TTU '22)	2.0 (TTU '22)	1.0 (2x/BAY '23)
Makai Byerson	0	1 (ALB '24)	1 (ALB '24)	0	0
Reid Carrico**	4 (ALB '24)	4 (PSU '24)	4 (3x/ARIZ '24)	1.0 (ALB '24)	0
Raleigh Collins III	3 (UCF '23)	1 (3x/OU '23)	4 (UCF '23)	1.0 (TCU '22)	0
TJ Crandall<	4 (MTSU '23)	2 (3x/ALB '24)	4 (2x/AF '23)	1.0 (MTSU '23)	0
Ben Cutter	5 (3x/BAY '23)	5 (2x/KAN '24)	10 (BAY '23)	2.0 (BYU '23)	1.0 (2x/CIN '23)
Will Dixon	0	1 (ALB '24)	1 (ALB '24)	0	0
Dontez Fagan+	5 (MARY '23)	4 (ARIZ '24)	6 (2x/ARIZ '24)	1.0 (2x/GSU '23)	0
Jairo Faverus	1 (6x/OSU '23)	2 (DUQ '23)	3 (DUQ '23)	0.5 (DUQ '23)	0
Ty French&	12 (TN Tech '23)	14 (MAR '22)	20 (MAR '22)	5.0 (RMU '21)	3.0 (2x/MER '23)
Nate Gabriel	2 (ALB '24)	2 (KAN '24)	2 (2x/KAN '24)	0.5 (PITT '24)	0.5 (PITT '24)
Rodney Gallagher III	2 (PSU '24)	1 (PITT '24)	2 (2x/PITT '24)	0	0
Ayden Games*	7 (PITT '24)	5 (Stonehill '23)	8 (PITT '24)	1.0 (6x/OSU '24)	0.5 (2x/CCSU)
Garnett Hollis, Jr.#	6 (ISU '24)	4 (WIS '22)	9 (2x/ISU '24)	1.0 (4x/KSU '24)	0
Josiah Jackson	1 (DUQ '23)	0	1 (DUQ '23)	0	0
T.J. Jackson@	3 (5x/ARIZ '24)	7 (Army '22)	8 (Army '22)	4.0 (PITT '24)	1.5 (4x/PITT '24)
Zae Jennings	1 (2x/ARIZ '24)	0	1 (2x/ARIZ '24)	0	0
Jaheem Joseph^	7 (DUKE '22)	3 (2x/ISU '24)	9 (DUKE '22)	0.5 (ISU '24)	0.5 (ISU '24)
Elijah Kinsler	0	1 (ALB '24)	1 (ALB '24)	0	0
Trey Lathan	5 (KAN '24)	6 (TTU '23)	10 (KAN '24)	3.0 (PITT '24)	1.0 (PITT '24)
Sean Martin	4 (KU '22)	4 (2x/KAN '24)	6 (BU '22)	2.0 (3x/HOU '23)	2.0 (OU '22)
Corey McIntyre, Jr.	1 (DUQ '23)	0	1 (DUQ '23)	0	0
Fatorma Mulbah	4 (ISU '24)	4 (2x/ISU '24)	8 (ISU '24)	1.0 (4x/ARIZ '24)	1.0 (OSU '24)
Asani Redwood	3 (ISU '24)	2 (2x/KAN '24)	3 (2x/ISU '24)	1.0 (3x/ISU '24)	1.0 (2x/ISU '24)
Keyshawn Robinson	0	1 (ARIZ '24)	1 (ARIZ '24)	0	0
Hammond Russell IV	1 (11x/ARIZ '24)	2 (3x/ARIZ '24)	3 (2x/ARIZ '24)	1.0 (3x/ARIZ '24)	1.0 (3x/ARIZ '24)
Taurus Simmons	2 (3x/OSU '23)	2 (3x/TTU '22)	4 (BAY '21)	1.0 (2x/OSU '22)	1.0 (2x/OSU '22)
Jacolby Spells	4 (TTU '22)	2 (BAY '22)	4 (2x/TTU '22)	0.5 (DUQ '23)	0
Aden Tagaloa-Nelson	2 (ALB '24)	1 (ALB '24)	3 (ALB '24)	0	0
Kekoura Tarnue=	8 (SC '23)	2 (3x/ARIZ '24)	9 (SC '23)	1.0 (2x/SC '23)	1.0 (CCU '23)
Josiah Trotter	6 (2x/ISU '24)	6 (ISU '24)	12 (ISU '24)	1.0 (2x/KSU '24)	0.5 (PITT '24)
Edward Vesterinen	3 (TTU '23)	5 (UNC '23)	7 (TTU '23)	1.5 (UNC '23)	1.0 (2x/UNC '23)
Avery Wilcox	0	1 (2x/HOU '23)	1 (HOU '23)	0	0
Anthony Wilson\$	12 (GSU '20)	8 (Army '20)	12 (GSU '20)	3.0 (CCU '21)	1.0 (2x/JMU '22)
Pass Defense	PBU	INTs	Total	TDs	
Tyrin Bradley	1 (3x/PITT '24)	1 (2x/KAN '24)	1 (5x/KAN '24)	0	
Aubrey Burks	2 (TTU '23)	1 (3x/UNC '23)	2 (TTU '23)	0	
TJ Crandall	1 (2x/UNLV '23)	1 (UTAH ST '23)	1 (3x/UNLV '23)	0	
Rodney Gallagher III	1 (ALB '24)	0	1 (ALB '24)	0	
Ayden Games	3 (SHU '23)	1 (4x/DEL '23)	3 (SHU '23)	1 (EDIN '23)	
Dontez Fagan	1 (6x/ARIZ '24)	1 (USF '23)	2 (USF '23)	0	
Ty French&	2 (UTM '23)	1 (MAR '22)	2 (UTM '23)	0	
Garnett Hollis, Jr.	2 (ARIZ '24)	1 (2x/PUR '23)	2 (ARIZ '24)	0	
Jaheem Joseph^	1 (4x/ARIZ '24)	2 (UTAH '23)	2 (UTAH '23)	0	
Asani Redwood	1 (ISU '24)	0	1 (ISU '24)	0	
Jacolby Spells	1 (3x/KAN '24)	1 (VT '22)	1 (4x/KAN '24)	1 (VT '22)	
Kekoura Tarnue	1 (5x/KSU '23)	1 (3x/SC '23)	2 (SC '23)	0	
Josiah Trotter	1 (2x/OSU '24)	1 (OSU '24)	2 (OSU '24)	0	
Avery Wilcox	0	1 (DUQ '23)	1 (DUQ '23)	0	
Anthony Wilson	2 (4x/TSU '21)\$	1 (3x/OSU '23)	2 (4x/TSU '21)\$	0	
Turnovers	Forced	Recovered	TDs		
Caden Biser	0	1 (TU '22)	0		
Tyrin Bradley!	1 (2x/KAN '24)	1 (KAN '24)	0		
Aubrey Burks	1 (2x/BYU '23)	1 (BYU '23)	0		
Dontez Fagan	0	1 (RICE '23)	0		
Ty French&	2 (RMU '21)	1 (RMU '21)	1 (RMU '21)		
Ayden Games	1 (HAW '22)	1 (2x/LIU '23)	0		
Garnett Hollis, Jr.	2 (PSU '22)	1 (2x/ARIZ '24)	0		
T.J. Jackson	1 (4x/DUKE '23)	1 (3x/PSU '24)	0		
Trey Lathan	1 (TTU '23)	0	0		
Sean Martin	1 (BU '22)	1 (LIU '21)	0		
Taurus Simmons	1 (KSU '24)	0	0		
Kekoura Tarnue	1 (ARIZ '24)	0	0		
Anthony Wilson\$	1 (2x/GSU '22)	0	0		

! - Bradley's numbers from Abilene Christian
& - French's numbers from Gardner-Webb
% - Robinson's numbers from Miss. State
- - Bray's numbers from Oklahoma State
* - Games' numbers from Duquesne
= - Tarnue's numbers from Jacksonville State
** - Carrico's numbers from Ohio State
- Hollis' numbers from Northwestern
\$ - Wilson's numbers from Georgia Southern
< - Crandall's numbers from Colorado State
@ - Jackson's numbers from Troy
^ - Fagan's numbers from Charlotte
^ - Joseph's numbers from Northwestern

2024 MOUNTAINEER ROSTER

No.	Name	Pos.	Ht.	Wt.	Cl.	Exp.	Hometown/High School/Previous College
0	Jaylen Anderson	RB	5-11	220	r-Jr.	2vl	Perry, Ohio/Perry
0	Ayden Barnes	CB	6-0	175	r-Jr.	TR	Philadelphia, Pa./Monsignor Bonner/Duquesne
1	Garnett Hollis Jr.	CB	6-1	201	Sr.	TR	Nashville, Tenn./Battle Ground Academy/Northwestern
1	Jahiem White	RB	5-7	191	So.	1vl	York, Pa./William Penn Senior
2	Aubrey Burks	S	5-11	209	Sr.	2vl	Oakridge, Fla./Auburndale
2	Justin Robinson	WR	6-4	220	Sr.	TR	McDonough, Ga./Eagles Landing/Georgia/Mississippi State
3	Hudson Clement	WR	6-1	198	r-So.	1vl	Martinsburg, W.Va./Martinsburg
3	Jaheem Joseph	S	5-10	190	r-Jr.	TR	Miami, Fla./Monsignor Edward Pace/Northwestern
4	CJ Donaldson Jr.	RB	6-2	238	Jr.	2vl	Miami, Fla./Gulliver Prep
4	Trey Lathan	LB	6-1	226	r-So.	1vl	Goulds, Fla./Gulliver Prep
5	Jaden Bray	WR	6-2	205	r-Jr.	TR	Norman, Okla./Norman/Oklahoma State
5	Sean Martin	DL	6-5	295	Sr.	3vl	Bluefield, W.Va./Bluefield
6	Garrett Greene	QB	5-11	201	Sr.	3vl	Tallahassee, Fla./Chiles
6	Jacolby Spells	CB	5-11	186	Jr.	2vl	Fort Lauderdale, Fla./American Heritage
7	Abe Fenwick	QB	6-3	200	Fr.	HS	Charleston, W.Va./George Washington
7	Traylon Ray	WR	6-1	195	So.	1vl	Tallahassee, Fla./North Florida Christian
8	Tyrin Bradley Jr.	SPUR	6-2	255	Sr.	1vl	Lubbock, Texas/Monterey/Abilene Christian
8	Nicco Marchiol	QB	6-1	223	r-So.	1vl	Chandler, Ariz./Hamilton
10	Jarel Williams	WR	6-2	204	r-So.	1vl	Saraland, Ala./Saraland
11	Ric'Darious Farmer	WR	5-11	165	Fr.	HS	Melbourne, Fla./Melbourne Central Catholic
11	T.J. Jackson II	DL	6-1	282	Sr.	TR	Millbrook, Ala./Stanhope Elmore/Troy
12	Scott Kean	QB	6-2	203	r-So.	SQ	Weston, Fla./St. Thomas Aquinas
12	Anthony Wilson Jr.	S	5-9	198	r-Sr.	1vl	Columbia, S.C./Spring Valley/Georgia Southern
13	Dontez Fagan	DB	6-0	175	r-Sr.	TR	Ardmore, Okla./Millwood/Central Okla./Indep. CC/Charlotte
14	Kekoura Tarnue	S	6-1	195	r-Sr.	TR	Monrovia, Liberia, Coon Rapids/Jacksonville State
14	Khalil Wilkins	QB	6-3	195	Fr.	HS	Upper Marlboro, Md./Theodore Roosevelt
15	Ryder Burton	QB	6-2	200	r-Fr.	TR	Springville, Utah/Springville/BYU
15	Ben Cutter	LB	6-0	225	So.	1vl	Denver, N.C./East Lincoln
16	Mikey Preston	S	5-10	170	Fr.	HS	Roman Catholic HS, PA
17	Jackson Crist	QB	6-2	208	r-Jr.	SQ	Canfield, Ohio/Canfield
17	Zae Jennings	SPEAR	6-0	185	Fr.	HS	Cincinnati, Ohio/Winton Woods
18	Israel Boyce	S	5-11	190	Fr.	HS	Douglasville, Ga./Douglas County
18	Brandon Rehmann	WR	6-0	190	Fr.	HS	Blackwood, N.J./St. Joseph's Preparatory School
19	Key'on Washington	CB	6-1	175	Fr.	HS	Waldorf, Md./Saint Charles
20	Diore Hubbard	RB	5-11	185	Fr.	HS	Gahanna, Ohio/Gahanna Lincoln
20	Keyshawn Robinson	CB	6-0	175	Fr.	HS	Ranson, W.Va./Jefferson
22	Michael Hayes II	K	5-9	185	r-Sr.	1vl	Florence, S.C./West Florence/Georgia State
22	Josiah Jackson	CB	6-0	190	r-Fr.	SQ	Cincinnati, Ohio/Fairfield
23	TJ Crandall	CB	6-0	181	So.	TR	Sammamish, Wash./Skyline/Colorado State
23	Trae'von Dunbar	RB	5-10	205	Fr.	HS	Graniteville, S.C./Midland Valley
24	Rodney Gallagher III	WR	5-10	178	So.	1vl	Uniontown, Pa./Laurel Highlands
25	Tyler Evans	WR	5-8	183	r-So.	SQ	Austintown, Ohio/Austintown Fitch
25	Jordan Jackson	CB	5-11	183	r-Fr.	SQ	Cincinnati, Ohio/Fairfield
26	Murphy Clement	RB	6-2	200	r-Fr.	HS	Martinsburg, W.Va./Martinsburg
26	Jason Cross Jr.	DB	6-1	171	Fr.	HS	Pittsburgh, Pa./Bishop Canevin
27	Clay Ash	RB	5-9	195	Fr.	HS	Leesburg, Va./IMG Academy
27	Chris Henry	DB	6-0	190	Fr.	HS	Ocala, Fla./Dunnellon
28	Mykel Davis	RB	6-2	180	Fr.	HS	Wheeling, W.Va./Wheeling Park
28	Aden Tagaloa-Nelson	S	6-1	200	r-Fr.	SQ	Lexington, Ky./Woodford County
29	Preston Fox	WR	5-10	191	r-Jr.	2vl	Morgantown, W.Va./Morgantown
29	Deuce Shabazz II	CB	5-11	186	r-So.	SQ	Marietta, Ga./Harrison/Pitt
30	Judah Price	RB	5-7	168	r-Fr.	SQ	Coal City, W.Va./Independence
30	Rickey Williams	LB	6-2	230	Fr.	HS	Akron, Ohio/Archbishop Hoban
31	Obinna Onwuka	SPUR	6-4	234	Fr.	HS	Upper Marlboro, Md./C.H. Flowers
32	Raleigh Collins III	SPEAR	6-3	208	r-So.	SQ	Newark, Del./Neumann Goretti
34	Andrew Phares	WR	5-9	158	Fr.	HS	Morgantown, W.Va./Morgantown
34	Avery Wilcox	S	6-0	207	r-Jr.	1vl	Ft. Mill, S.C./Ft. Mill
35	Reid Carrico	LB	6-2	232	r-Jr.	TR	Ironton, Ohio/Ironton/Ohio State
36	Caden Biser	LB	6-0	232	r-Jr.	2vl	Keyser, W.Va./Morgantown
36	Noah Braham	TE	6-3	245	r-Fr.	SQ	Morgantown, W.Va./University
37	Jayden Bell	CB	5-10	156	r-Fr.	SQ	Fort Lauderdale, Fla./Saint Thomas Aquinas
38	Donald Brandel	LB	6-0	224	r-So.	RS	Morgantown, W.Va./University
38	Macguire Moss	LS	6-1	225	r-So.	SQ	Batavia, Ill./Batavia

2024 MOUNTAINEER ROSTER

No.	Name	Pos.	Ht.	Wt.	Cl.	Exp.	Hometown/High School/Previous College
38	Donald Brandel	LB	6-0	224	r-So.	RS	Morgantown, W.Va./University
38	Macguire Moss	LS	6-1	225	r-So.	SQ	Batavia, Ill./Batavia
39	Nasai Bell	S	6-3	205	Fr.	HS	Ridgely, Md./North Caroline
40	Josiah Trotter	LB	6-2	238	r-Fr.	SQ	Philadelphia, Pa./Saint Joseph's Prep
41	Curtis Jones Jr.	LB	6-2	210	Fr.	HS	Huntington, W.Va./Cabell Midland
41	Oliver Straw	P	6-2	210	Jr.	2vl	Melbourne, Australia/Mentone Grammar School
42	RJ Kocan	K	5-10	236	r-So.	SQ	West Islip, N.Y./St. John the Baptist
43	Austin Brinkman	LS	6-4	241	Sr.	3vl	Bel Air, Md./The John Carroll School
43	Colin McBee	FB	6-0	239	r-So.	SQ	Morgantown, W.Va./University
44	Oryend Fisher	DL	6-6	225	r-Fr.	SQ	Georgetown, Ky./Great Crossing
44	Casey Stanley	K	6-3	180	Fr.	HS	Parkersburg, W.Va./Parkersburg
45	Taurus Simmons	DL	6-2	250	Sr.	3vl	Savannah, Ga./Jenkins
46	Luke Savino	P	5-10	180	r-Fr.	SQ	Somers, N.Y./Somers
47	Ty French	SPUR	6-1	225	Sr.	TR	Moultrie, Ga./Colquitt County/Gardner-Webb
48	Tyler Cain	LB	6-2	228	r-So.	SQ	Beaver Falls, Pa./Beaver Falls/Navy Prep
48	Nate Flower	K	6-2	185	r-Fr.	SQ	Fairmont, W.Va./Fairmont Senior
50	Brandon Yates	OL	6-4	310	r-Sr.	4vl	Middletown, Del./Liberty (Las Vegas, Nev.)
51	Raymond Kovalesky	LB	6-3	225	Fr.	HS	Wheeling, W.Va./The Linsly School
52	Nick Krahe	OL	6-6	304	r-Fr.	SQ	Erie, Pa./Harbor Creek
52	Corey McIntyre Jr.	DL	6-3	294	r-Fr.	SQ	Port St. Lucie, Fla./Treasure Coast
53	Kaden Seller	LS	6-3	260	Fr.	HS	Hilliard, Ohio/Darby
54	Fatorma Mulbah	DL	6-4	306	r-Sr.	1vl	Harrisburg, Pa./Susquehanna Township/Penn State
55	Tomas Rimac	OL	6-6	318	r-Jr.	2vl	Brunswick, Ohio/Brunswick
56	Sullivan Weidman	OL	6-5	318	r-So.	1vl	Franklin, Mass./Dexter Southfield
57	Lucas Austin	OL	6-6	270	Fr.	HS	Sterling, Ill./Sterling
58	Nick Malone	OL	6-5	302	r-Sr.	3vl	Morgantown, W.Va./Morgantown
59	Jackson Biser	DL	6-2	244	r-So.	TR	Keyser, W.Va./Keyser/Frostburg/Shepherd
60	Johnny Williams IV	OL	6-7	315	r-Fr.	SQ	Macon, Ga./Northeast
62	Kyle Altuner	OL	6-3	290	Fr.	HS	Olney, Md./Our Lady of Good Counsel
63	Bryce Biggs	OL	6-4	305	r-Jr.	SQ	Ashland, Ky./Spring Valley
64	Cooper Young	OL	6-5	319	r-Fr.	SQ	Downingtown, Pa./Downingtown West
65	Justin Terry	OL	6-6	330	Fr.	HS	Pickerington, Ohio/Pickerington Central
66	Ja'Quay Hubbard	OL	6-5	322	r-Sr.	2vl	Hermitage, Pa./Sharpsville/Virginia
67	Landen Livingston	OL	6-4	295	r-So.	SQ	Leo, Ind./Leo
68	Aiden Ellis	OL	6-4	290	Fr.	HS	Charleston, W.Va./George Washington
69	Nate Gabriel	DL	6-3	315	Fr.	HS	Auburndale, Fla./Auburndale
70	Griffin Fogle	OL	6-3	275	Fr.	HS	St. Clairsville, Ohio/St. Clairsville
72	Wesley Hancock	OL	6-4	300	Fr.	HS	Martinsburg, W.Va./Martinsburg
73	Andreas Hunter	OL	6-5	300	Fr.	HS	Glen Dale, W.Va./John Marshall
74	Wyatt Milum	OL	6-6	317	Sr.	3vl	Kenova, W.Va./Spring Valley
78	Xavier Bausley	OL	6-4	308	r-So.	TR	Dunbar, W.Va./South Charleston/Jacksonville State
80	TJ Johnson	WR	6-3	223	r-Fr.	SQ	Chesapeake, Va./Oscar Smith
81	Treytan Davis	TE	6-3	265	r-Jr.	2vl	Jackson, Ohio/Jackson
82	Greg Genross	TE	6-6	230	r-Jr.	TR	New York, N.Y./John F. Kennedy/ASA New York/Dodge City CC
83	CJ Cole	WR	6-4	206	r-Jr.	1vl	Washington, Pa./McGuffey
85	Dom Collins	WR	5-10	160	Fr.	HS	Princeton, W.Va./Princeton
86	Will Dixon	TE	6-5	244	r-So.	SQ	Hillsborough, N.J./Hillsborough
87	Derek Berlitz	DL	6-1	258	r-So.	SQ	Catawissa, Pa./Southern Columbia
87	Kole Taylor	TE	6-7	255	Sr.	1vl	Grand Junction, Colo./Central/LSU
88	Donovan Grayson	DL	6-3	240	r-Fr.	SQ	Stafford, Va./Brooke Point
88	Jack Sammarco	TE	6-5	238	Fr.	HS	Cincinnati, Ohio/Anderson
91	Jonah Ulloa	DL	6-3	250	Fr.	HS	Leesburg, Va./Tuscarora
92	Asani Redwood	DL	6-3	290	r-So.	1vl	Suwanee, Ga./Collins Hill
93	Quintin Goins	DL	6-3	250	Fr.	HS	Shenandoah Junction, W.Va./Jefferson
94	Makai Byerson	DL	6-4	270	Fr.	HS	Richmond, Va./Manchester
96	Edward Vesterinen	DL	6-3	285	Sr.	3vl	Helsinki, Finland/French Finnish School of Helsinki
97	Elijah Kinsler	DL	6-3	260	Fr.	HS	Oradell, N.J./Bergen Catholic
98	Leighton Bechdel	P/LS	6-0	214	r-Sr.	1vl	Towson, Md./Towson
99	Hammond Russell IV	DL	6-3	308	r-Jr.	1vl	Dublin, Ohio/Dublin Coffman
99	Ronan Swope	P	5-11	160	r-Jr.	SQ	King of Prussia, Pa./Malvern Prep

THE LAST TIME ...

By The Mountaineers ...

30 Rushing Attempts: 33 by Leddie Brown vs. Texas/Nov. 20, 2021
40 Rushing Attempts: 40 by Quincy Wilson vs. Rutgers/Oct. 11, 2003
100 Rushing Yards: 158 by Jahiem White at Oklahoma State/Oct. 5, 2024
200 Rushing Yards: 204 by Jahiem White vs. Cincinnati/Nov. 18, 2023
300 Rushing Yards: 331 by Justin Crawford vs. Oklahoma/Nov. 19, 2016
75-Yard Run (no touchdown): 79 by Tevin Bush vs. Baylor/Oct. 25, 2018
75-Yard Touchdown Run: 82 by CJ Donaldson Jr. vs. Towson/Sept. 17, 2022
50-Yard Run (no touchdown): 55 by Jahiem White at Arizona/Oct. 26, 2024
50-Yard Touchdown Run: 54 and 57 by Jaylen Anderson at Oklahoma State/Nov. 26, 2022
2 Rushing Touchdowns: 2 by CJ Donaldson Jr. at Oklahoma State/Oct. 5, 2024
2 Rushing Touchdowns in Back-to-Back Games: 3 by Garrett Greene vs. Cincinnati/Nov. 18, 2023 & 2 by Garrett Greene at Baylor/Nov. 25, 2023
Two Players with 2 Rushing Touchdowns: 2 by Tony Mathis Jr. and 3 by CJ Donaldson Jr. vs. Towson/Sept. 17, 2022
3 Rushing Touchdowns: 3 by Garrett Greene vs. Cincinnati/Nov. 18, 2023
Double 100-Yard Rushers: 125 by CJ Donaldson & 100 by Jahiem White vs. UAlbany/Sept. 7, 2024
Three 100-Yard Rushers: 129 by Skyler Howard, 115 by Wendell Smallwood and 108 by Rushel Shell at Kansas/Nov. 21, 2015
Double 200-Yard Rushers: by Pat White (220) and Steve Slaton (215) at Pitt/Nov. 16, 2006
Two 100-Yard Rushers and Two 100-Yard Receivers: 129 by Justin Crawford and 127 by Kennedy McKoy rushing and 7 catches for 104 yards by Daikiel Shorts and 4 catches for 102 yards by Shelton Gibson vs. Kansas/Nov. 5, 2016
30 Pass Completions: 30 by Jarret Doege vs. Iowa State/Oct. 31, 2021
20 Pass Completions: 20 by Garrett Greene at Houston/Oct. 12, 2023
20 Consecutive Completions: 21 by Geno Smith vs. Kansas/Dec. 1, 2012
10 Consecutive Completions: 11 by JT Daniels vs. Kansas/Sept. 10, 2022
60 Pass Attempts: 65 by Geno Smith vs. LSU/Sept. 24, 2011
50 Pass Attempts: 50 by Jarret Doege at Texas/Nov. 7, 2020
40 Pass Attempts: 48 by JT Daniels at Texas/Oct. 1, 2022
35 Pass Attempts: 38 by Garrett Greene at Houston/Oct. 12, 2023
30 Pass Attempts: 32 by Garrett Greene vs. Iowa State/Oct. 12, 2024
3 Touchdown Passes: 3 by Garrett Greene vs. UAlbany/Sept. 7, 2024
4 Touchdown Passes: 4 by Garrett Greene vs. Duquesne/Sept. 9, 2023
5 Touchdown Passes: 5 by Will Grier vs. Kansas State/Sept. 22, 2018
6 Touchdown Passes: 8 by Geno Smith vs. Baylor/Sept. 29, 2012
300 Yards Passing: 391 by Garrett Greene at Houston/Oct. 12, 2023
400 Yards Passing: 539 by Will Grier vs. Oklahoma/Nov. 23, 2018
500 Yards Passing: 539 by Will Grier vs. Oklahoma/Nov. 23, 2018
600 Yards Passing: 656 by Geno Smith vs. Baylor/Sept. 29, 2012
100 Yards Rushing and Passing: by Garrett Greene (103/269) at Baylor/Nov. 25, 2023
200 Yards Rushing and Passing: by Pat White (220/204) at Pitt/Nov. 16, 2006
100 Yards Rushing and Receiving: by Steve Slaton (215/130) at Pitt/Nov. 16, 2006
300 Yards Total Offense: 382 by Garrett Greene vs. Kansas/Sept. 21, 2024
400 Yards Total Offense: 437 by Garrett Greene at Houston/Oct. 12, 2023
500 Yards Total Offense: 517 by Will Grier vs. Oklahoma/Nov. 23, 2018
600 Yards Total Offense: 687 by Geno Smith vs. Baylor/Sept. 29, 2012
15 Receptions: 16 by Kevin White at Texas/Nov. 8, 2014
10 Receptions: 11 by Bryce Ford-Wheaton vs. Kansas/Sept. 10, 2022
9 Receptions: 11 by Bryce Ford-Wheaton vs. Kansas/Sept. 10, 2022
4 Touchdown Receptions: 4 by Stedman Bailey vs. Oklahoma/Nov. 17, 2012
3 Touchdown Receptions: 3 by Hudson Clement vs. Duquesne/Sept. 9, 2023
2 Touchdown Receptions: 3 by Hudson Clement vs. Duquesne/Sept. 9, 2023
Two Players with 2 Touchdown Receptions: 2 by Gary Jennings Jr. and 2 by David Sills V vs. Oklahoma/Nov. 23, 2018
Double 100-Yard Receivers: 106 by Bryce Ford-Wheaton and 100 by Winston Wright Jr. vs. Iowa State/Oct. 30, 2021
Three 100-Yard Receivers: 303 by Stedman Bailey, 215 by Tavon Austin and 114 by J.D. Woods vs. Baylor/Sept. 29, 2012
100 Yards Receiving: 150 by Hudson Clement vs. Kansas/Sept. 21, 2024
150 Yards Receiving: 150 by Hudson Clement vs. Kansas/Sept. 21, 2024
200 Yards Receiving: 225 by Gary Jennings Jr. vs. Oklahoma/Nov. 23, 2018
75-Yard Touchdown Reception: 75 by Traylon Ray from Garrett Greene vs. UNC/Dec. 27, 2023
50-Yard Touchdown Reception: 54 by Traylon Ray from Nicco Marchiol at Arizona/Oct. 26, 2024
50-Yard Reception (no touchdown): 52 by Traylon Ray from Garrett Greene vs. Kansas/Sept. 21, 2024
Rushing and Receiving Touchdown: by Jahiem White vs. Iowa State/Oct. 12, 2024
2 Rushing and 2 Receiving Touchdowns: by Steve Slaton at Pitt/Nov. 16, 2006
2 Rushing and 2 Passing Touchdowns: by Garrett Greene at Houston/Oct. 12, 2023
Kickoff Return For Touchdown: 90 yards by Winston Wright Jr. vs. LIU/Sept. 11, 2021
Recovered an Onside Kick: Casey Legg kicked the ball 17 yards, recovered by Alonzo Addae vs. Army/Dec. 31, 2020
Returned Opening Kick for a Touchdown: 90 yards by Winston Wright Jr. vs. LIU/Sept. 11, 2021
Punt Return For Touchdown: 78 yards by Beanie Bishop vs. UNC/Dec. 27, 2023

JUSTIN ROBINSON



CJ DONALDSON JR.



THE LAST TIME ...

Punt Blocked and Returned For Touchdown: 1 yard by Thandi Smith (blocked, picked up and returned) at Rutgers/Oct. 8, 2005
Punt Blocked: by Davaon Hawkins vs. Oklahoma State/Oct. 21, 2023
Punt Blocked For Touchdown: Blocked by Osman Kamara and recovered by Marvin Gross vs. Oklahoma State/Oct. 28, 2017
Punt Blocked For Safety: by Jarrod Harper at Maryland/Sept. 13, 2014
Interception Return For Touchdown: 43 yards by Malachi Ruffin vs. Kansas State/Nov. 19, 2022
Interception Return For Touchdown by a Defensive Lineman: 19 yards by Keilen Dykes at Syracuse/Oct. 6, 2007
Two Interceptions Returned for Touchdown: by Shawn Hackett (41) and Grant Wiley (22) vs. Boston College/Sept. 2, 2000
50-Yard Field Goal: 51 by Casey Legg at Kansas State/Nov. 16, 2019
Fake Field Goal Rushing: 14 by Leighton Bechdel at Arizona/Oct. 26, 2024
Fake Field Goal Rushing For Touchdown: 14 by Leighton Bechdel at Arizona/Oct. 26, 2024
Field Goal Blocked: by Dante Stills vs. Baylor/Oct. 3, 2020
Two Field Goals Blocked: by Mike Lockhart and Sean Martin at TCU/Sept. 30, 2023
Field Goal Blocked and Returned for Touchdown: 72 yards by Derrek Pitts Jr., (blocked by Kenny Bigelow Jr.) at Iowa State/Oct. 13, 2018
Missed an Extra Point: by Michael Hayes at Oklahoma/Nov. 11, 2023
Two Interceptions in a Game: 2 by Beanie Bishop Jr. at UCF/Oct. 28, 2023
Three Interceptions in a Game: 3 by Karl Joseph vs. Georgia Southern/Sept. 5, 2015
Three Interceptions in a Quarter: 3 by Karl Joseph vs. Georgia Southern/Sept. 5, 2015
Four Interceptions in a Game: 4 by Mike Slater vs. Kentucky/Nov. 1, 1969
Intercepted Fumble Returned For Touchdown: no instance yet found
Fumble Returned For Touchdown: 42 yards by Jared Barber vs. Texas/Nov. 14, 2014
Fumble Recovered For Touchdown: 0 yards by Karl Joseph at Baylor/Oct. 4, 2013
Two-Point Conversion By Rush: Reese Smith vs. Army/Dec. 31, 2020
Two-Point Conversion By Pass: Kole Taylor from Nicco Marchiol vs. Kansas State/Oct. 19, 2024
Extra Point Blocked: by Dante Stills vs. Baylor/Oct. 13, 2022
Extra Point Blocked and Returned for Defensive Extra Point Conversion: 87 yards by Jacolby Spells vs. Baylor/Oct. 13, 2022
Defensive Extra Point: Jacolby Spells returned blocked extra point 87 yards for a defensive extra-point conversion vs. Baylor/Oct. 13, 2022
Defensive Extra Point (Two-Point Pass Attempt): Matt Taffoni intercepted Pitt two-point pass attempt (John Ryan) and returned it 100 yards for a two-point defensive score/Oct. 15, 1994
Team Gained 300 Yards Rushing: 389 at Oklahoma State/Oct. 5, 2024
Team Gained 400 Yards Rushing: 424 vs. Cincinnati/Nov. 18, 2023
Team Gained 500 Yards Rushing: 517 vs. Connecticut/Nov. 24, 2007
Team Gained 200 Yards Rushing in the First Half: 259 at Oklahoma State/Oct. 5, 2024
Team Gained 200 Yards Rushing in the Second Half: 225 vs. Cincinnati/Nov. 18, 2023
Team Failed To Gain 100 Yards Rushing: 85 vs. Penn State/Aug. 31, 2024
Team Failed To Gain 50 Yards Rushing: 17 vs. Oklahoma State/Nov. 6, 2021
Team Gained 300 Yards Passing: 391 at Houston/Oct. 12, 2023
Team Gained 400 Yards Passing: 498 vs. Texas Tech/Nov. 9, 2019
Team Gained 500 Yards Passing: 539 vs. Oklahoma/Nov. 23, 2018
Team Failed To Gain 100 Yards Passing: 99 vs. Texas Tech/Sept. 23, 2023
Team Gained 500 Yards Total Offense: 558 at Oklahoma State/Oct. 5, 2024
Team Gained 600 Yards Total Offense: 634 vs. Cincinnati/Nov. 18, 2023
Team Gained 700 Yards Total Offense: 704 vs. Oklahoma/Nov. 23, 2018
Team Gained 800 Yards Total Offense: 807 vs. Baylor/Sept. 29, 2012
Team Gained 400 Yards Total Offense in the First Half: 435 vs. Towson/Sept. 17, 2022
Team Gained 400 Yards Total Offense in the Second Half: 523 vs. Oklahoma/Nov. 17, 2012
Team Failed To Gain 200 Yards Total Offense: 133 vs. Oklahoma State/Nov. 6, 2021
Drive of 99 Yards: 99 yards on 14 plays in third quarter against UAlbany/Sept. 7, 2024
Team Failed To Get A First Down: no instance yet found
Team Failed To Get A Rushing First Down: vs. Texas Western/Nov. 25, 1950
Team Failed To Get A Passing First Down: vs. South Carolina/Dec. 30, 1969
Team Failed To Get A Third Down Conversion: vs. Syracuse (0/10)/Dec. 29, 2012
Team Had Six Turnovers: two interceptions, four fumbles vs. Maryland/Sept. 21, 2013
Team Had Five Turnovers: four interceptions, one fumble vs. Oklahoma State/Oct. 28, 2017
Successful Fake Punt: 12-yard rush by Oliver Straw at Pitt/Sept. 14, 2024
Scored 70+ Points: 70 vs. Baylor/Sept. 29, 2012
Scored 60+ Points: 65 vs. Towson/Sept. 17, 2022
Scored 50+ Points: 56 vs. Duquense/Sept. 9, 2023
Scored 40+ Points: 49 vs. UAlbany/Sept. 7, 2024
Scored 30+ Points: 31 at Arizona/Oct. 26, 2024
Scored 40+ Points in a Half: 45 in the 1st half vs. Towson/Sept. 17, 2022
Scored 30+ Points in a Half: 31 in the 1st half at Oklahoma State/Oct. 5, 2024
Scored 0 Points in a Half: 0 in the 2nd half vs. Oklahoma State/Nov. 6, 2021
Scored 0 Points in a Half at Home: 0 in the 2nd half vs. Oklahoma State/Nov. 6, 2021
Scored 30+ Points in a Quarter: 31 in the 2nd quarter vs. Baylor/Oct. 25, 2018
Shutout Recorded: 66-0 vs. LIU/Sept. 11, 2021

PRESTON FOX



JACOLBY SPELLS



THE LAST TIME ...

Forced Four Turnovers in a Game: four (three interceptions, one forced fumble) at UCF /Oct. 28, 2023

Forced Five Turnovers in a Game: five at Texas/Nov. 14, 2015

Forced Six Turnovers in a Game: six vs. Maryland/Sept. 26, 2015

Forced Eight Turnovers in a Game: eight vs. Rutgers/Nov. 3, 2001

Safety Scored: Dante Stills sacked Mike Collins of TCU in the end zone/Nov. 10, 2018

Two Safeties Scored: at Syracuse/Sept. 25, 2000

Played An Overtime Game: L 42-55 (1OT) vs. Kansas/Sept. 10, 2022

Played Back-to-Back Overtime Games: L 47-40 (1OT) vs. Texas/Nov. 9, 2013;

W 30-27 (1OT) at TCU/Nov. 2, 2013

Won Game Without An Offensive TD: at Syracuse/Sept. 5, 2005

Won Game Without a Rushing TD: vs. Army/Dec. 31, 2020

Versus West Virginia ...

30 Rushing Attempts: 36 by J.D. King of Oklahoma State/Oct. 28, 2017

100 Rushing Yards: 110 by Devin Neal of Kansas/Sept. 21, 2024

200 Rushing Yards: 282 by Ollie Gordon of Oklahoma State/Oct. 21, 2023

75-Yard Run: 75 by C.J. Brown of Maryland/Sept. 13, 2014

50-Yard Touchdown Run: 53 by Ollie Gordon of Oklahoma State/Oct. 21, 2023

50-Yard Non-Touchdown Run: 53 by British Brooks of UNC/Dec. 27, 2023

3 Rushing Touchdowns: 3 by Carson Hansen of Iowa State/Oct. 12, 2024

4 Rushing Touchdowns: 4 by Ollie Gordon of Oklahoma State/Oct. 21, 2023

2 Players Rushing for 100 Yards: 103 by LD Brown and 101 by Chuba Hubbard of Oklahoma State /Sept. 26, 2020

20 Pass Completions: 21 by Noah Fifita of Arizona/Oct. 26, 2024; by Eli Holstein of Pitt/Sept. 14, 2024

30 Pass Completions: 30 by Taylor Cornelius of Oklahoma State/Nov. 17, 2018

50 Pass Attempts: 51 by Drew Lock of Missouri/Sept. 3, 2016

40 Pass Attempts: 42 by Jake Retzlaff of BYU/Nov. 4, 2023

30 Pass Attempts: 32 by Noah Fifita of Arizona/Oct. 26, 2024

3 Touchdown Passes: 3 by Avery Johnson of Kansas State/Oct. 19, 2024

4 Touchdown Passes: 5 by Dillon Gabriel of Oklahoma/Nov. 11, 2023

5 Touchdown Passes: 5 by Dillon Gabriel of Oklahoma/Nov. 11, 2023

300 Yards Passing: 301 by Eli Holstein of Pitt/Sept. 14, 2024

400 Yards Passing: 423 by Dillon Gabriel of Oklahoma/Nov. 11, 2023

500 Yards Passing: 554 by Landry Jones of Oklahoma/Nov. 17, 2012

100 Yards Rushing & 300 Yards Passing: by Kyler Murray (114/364) of Oklahoma /Nov. 23, 2018

100 Yards Rushing & 200 Yards Passing: by Kyler Murray (114/364) of Oklahoma /Nov. 23, 2018

100 Yards Rushing & 100 Yards Passing: by Kyler Murray (114/364) of Oklahoma /Nov. 23, 2018

300 Yards Total Offense: 360 by Eli Holstein of Pitt/Sept. 14, 2024

400 Yards Total Offense: 473 by Dillon Gabriel of Oklahoma/Nov. 11, 2023

500 Yards Total Offense: 540 by Seth Russell of Baylor/Oct. 17, 2015

10 Receptions: 13 by Tetairoa McMillan of Arizona/Oct. 26, 2024

2 Touchdown Receptions: 2 by Desmond Reid of Pitt/Sept. 14, 2024

3 Touchdown Receptions: 3 by Drake Stoops of Oklahoma/Nov. 11, 2023

4 Touchdown Receptions: 4 by Kenny Stills of Oklahoma/Nov. 17, 2012

100 Yards Receiving: 202 by Tetairoa McMillan of Arizona/Oct. 26, 2024

150 Yards Receiving: 202 by Tetairoa McMillan of Arizona/Oct. 26, 2024

200 Yards Receiving: 202 by Tetairoa McMillan of Arizona/Oct. 26, 2024

Double 100-Yard Receivers: 119 by Nic Anderson & 164 by Drake Stoops of Oklahoma/Nov. 11, 2023

50-Yard Touchdown Reception: 60 by Jaydon Jackson of Kansas State/Oct. 19, 2024

75-Yard Touchdown Reception: 75 by Tyquan Thornton of Baylor/Oct. 9, 2021

50-Yard Reception (no touchdown): 53 by DJ Giddens of Kansas State/Nov. 19, 2024

Rushing and Receiving Touchdown: 1 rushing & 1 receiving by Tre Watson of Texas

/Nov. 3, 2018

Passing and Receiving Touchdown: 1 passing and 2 receiving by Xavier Worthy of Texas/Oct. 1, 2022

Passing and Rushing Touchdown: 1 passing and 1 rushing by Emory Jones of Cincinnati/Nov. 18, 2023

Passing, Receiving and Rushing Touchdown: by Kenny Hill of TCU/Oct. 7, 2017

Kickoff Return For Touchdown: 96 yards and 93 yards by Richard Reese of Baylor/Nov. 25, 2023

Two Kickoffs Returned For Touchdowns: 96 yards and 93 yards by Richard Reese of Baylor/Nov. 25, 2023

Opening Kickoff Return for Touchdown: 100 yards by Derius Davis of TCU/Oct. 23, 2021

Recovered an Onside Kick: Jay Sedwick kicked the ball 16 yards, recovered by Chance Waz of Baylor/Oct. 21, 2017

TV FRENCH



TREY LATHAN



THE LAST TIME ...

Punt Return For Touchdown: 70 yards by Jalen Reagor of TCU/Nov. 29, 2019
2 Players Return Punts For Touchdown: by DeJuan Tribble (41) and Will Blackmon (71) of Boston College/Nov. 13, 2004
Punt Blocked: blocked by Logan Carter of Oklahoma State/Nov. 17, 2018
Punt Blocked/Recovered in End Zone For Touchdown: blocked by Brayden Willis and recovered in end zone by Austin Stogner of Oklahoma/Oct. 19, 2019
Punt Blocked/Returned For Touchdown: blocked by Maverick Gracio and returned 24 yards by Brandon George of Pitt/Sept. 14, 2024
Interception Return For Touchdown: 43 yards by Marques Sigle of Kansas State/Oct. 19, 2024
50-Yard Field Goal: 53 by Ty Zentner of Kansas State/Nov. 19, 2022
Field Goal Blocked: by Bravion Roy of Baylor/Oct. 31, 2019
Blocked Field Goal Returned For Touchdown: 82 yards by Andrew Johnson of Louisville/Nov. 5, 2011
Intercepted Fumble Returned For Touchdown: 75 yards by Tim Quense of Pitt/Oct. 1, 1983
Fumble Recovered/Returned For Touchdown: 56 yards by Zech McPhearson of Texas Tech/Sept. 26, 2020
Two-Point Conversion By Rush: by Davin Meggett of Maryland/Sept. 17, 2011
Two-Point Conversion By Pass: by Matthew Eaton from Brock Purdy of Iowa State/Oct. 13, 2018
Defensive Extra Point: Billy Bowman of Oklahoma recovered and returned a fumbled snap for a two-point conversion/Nov. 12, 2022
Extra Point Blocked: by Ochaun Mathis of TCU/Oct. 23, 2021
Extra Point Fumble Recovered and Returned for Defensive Extra Point Conversion: Billy Bowman of Oklahoma/Oct. 13, 2022
Punt Blocked For Safety: by Chris Nofoaiga of Idaho/Oct. 7, 2000
Team Gained 400 Yards Rushing: 468 by Baylor/Oct. 4, 2013
Team Gained 300 Yards Rushing: 304 by Oklahoma/Nov. 23, 2018
Team Gained 200 Yards Rushing: 247 by Kansas/Sept. 21, 2024
Team Failed To Gain 100 Yards Rushing: 78 by Arizona/Oct. 26, 2024
Team Finished With Negative Rushing Yards: Minus-7 by TCU/Nov. 3, 2018
Team Gained 300 Yards Passing: 308 by Arizona/Oct. 26, 2024
Team Gained 400 Yards Passing: 423 by Oklahoma/ Nov. 11, 2023
Team Failed To Gain 100 Yards Passing: 81 by Pitt/Sept. 16, 2023
Team Failed To Gain 50 Yards Passing: 29 by Georgia Southern/Sept. 5, 2015
Team Gained 500 Yards Total Offense: 594 by Texas Tech/Oct. 22, 2022
Team Gained 600 Yards Total Offense: 644 by Oklahoma/ Nov. 11, 2023
Team Gained 700 Yards Total Offense: 872 by Baylor/Oct. 5, 2013
Team Gained 800 Yards Total Offense: 872 by Baylor/Oct. 5, 2013
Team Failed To Gain 250 Yards Total Offense: 227 by Oklahoma State/Oct. 5, 2024
Team Failed To Gain 200 Yards Total Offense: 180 by Towson/Sept. 17, 2022
Team Failed To Gain 100 Yards Total Offense: 95 by LIU/Sept. 11, 2021
Team Finished with 35 or more First Downs: 35 by Oklahoma State/Nov. 17, 2018
Team Finished with 30 or more First Downs: 33 by Texas Tech/Oct. 22, 2022
Team Failed To Get A First Down: no instance yet found
Team Failed To Get A Rushing First Down: by Western Michigan/Sept. 7, 1996
Team Failed To Get A Passing First Down: by Pitt/Oct. 10, 1981
Successful Fake Punt: by NC State/Sept. 14, 2019
Team Scored 70+ Points: 73 by Baylor/Oct. 5, 2013
Team Scored 60+ Points: 62 by Baylor/Oct. 17, 2015
Team Scored 50+ Points: 59 by Oklahoma/Nov. 11, 2023
Team Scored 40+ Points: 48 by Kansas State/Oct. 19, 2024
Team Scored 30+ Points: 48 by Kansas State/Oct. 19, 2024
Scored 0 Points in a Half: 0 in the second half by UAlbany/Sept. 7, 2024
Shutout Recorded: 37-0 by Maryland/Sept. 21, 2013
Safety Scored: When WVU's Yodny Cajuste was called for holding in the end zone at Iowa State/Oct. 13, 2018
Two Safeties Scored: When WVU's Geno Smith was tackled in the end zone by Syracuse's Cameron Lynch and Siriki Diabate, and when Smith was called for intentional grounding when he was being tackled by Brandon Sharpe/Dec. 29, 2012

TYRIN BRADLEY JR.



KOLE TAYLOR





2024 MOUNTAINEER 20-YARD PLAYS

Offense

55	White rush (Arizona)
54/TD	Ray pass from Marchiol (Arizona)
52	Ray pass from Greene (Kansas)
48	Donaldson rush (UAlbany)
44	Bray pass from Greene (UAlbany)
44	Bray pass from Greene (Pitt)
40/TD	Greene rush (UAlbany)
40	Clement pass from Greene (Oklahoma St.)
39/TD	Taylor pass from Greene (UAlbany)
39	Clement pass from Greene (Kansas)
39	Greene rush (Oklahoma St.)
38	Clement pass from Greene (Kansas)
36/TD	White rush (UAlbany)
34	Taylor pass from Greene (Kansas State)
33	Gallagher pass from Greene (Pitt)
31	Davis pass from Greene (Oklahoma St.)
28/TD	Robinson pass from Greene (Pitt)
28	Greene rush (Iowa State)
28	Greene rush (Kansas State)
27	Donaldson rush (Kansas)
26	Gallagher pass from Greene (Kansas)
26	White rush (Oklahoma St.)
25	Taylor pass from Greene (Penn State)
25	Ray pass from Greene (Penn State)
25	Fox pass from Greene (Penn State)
24	Greene rush (Kansas)
24	Taylor pass from Greene (Iowa State)
24	Ray pass from Marchiol (Arizona)
23	Greene rush (Pitt)
22	White rush (Oklahoma St.)
21	Gallagher pass from Greene (UAlbany)
21	Clement pass from Greene (Kansas)
21	Taylor pass from Greene (Oklahoma St.)
21	Gallagher pass from Greene (Iowa State)
20	Clement pass from Greene (Penn State)
20	Donaldson rush (Oklahoma St.)
20	Ray pass from Marchiol (Kansas State)
20/TD	Donaldson rush (Arizona)

Defense

Special Teams

45/FG	Hayes field goal (Arizona)
44/FG	Hayes field goal (Pitt)
44/FG	Hayes field goal (Kansas State)
43/FG	Hayes field goal (Iowa State)
40/FG	Hayes field goal (Kansas)
39/FG	Hayes field goal (Penn State)
39/FG	Hayes field goal (Oklahoma St.)
38/FG	Hayes field goal (Penn State)
33	Ray kickoff return (Iowa State)
30	Fox kickoff return (Kansas State)
28	Ray kickoff return (UAlbany)
25	Fox kickoff return (Kansas State)
25	Anderson kickoff return (Kansas State)
23/FG	Hayes field goal (Pitt)
22	Fox kickoff return (Kansas State)
21	Farmer kickoff return (Kansas State)
20	Ray kickoff return (Penn State)

2024 MOUNTAINEER OPPONENTS' 20-YARD PLAYS

Offense

60/TD	Noel pass from Becht (Iowa State)
60/TD	Jackson pass from Johnson (Kansas State)
55	Evans pass from Allar (Penn State)
50/TD	Wallace pass from Allar (Penn State)
53	Giddens pass from Johnson (Kansas State)
49	Wentz pass from Burkett (UAlbany)
49	McMillan pass from Fifita (Arizona)
43/TD	Stribling pass from Rangel (Oklahoma St.)
42	Johnson pass from Holstein (Pitt)
41	McGee pass from Burkett (UAlbany)
41	Lofton pass from Bowman (Oklahoma St.)
40/TD	Singleton rush (Penn State)
40/TD	Reynolds pass from Holstein (Pitt)
40	Singleton rush (Penn State)
37	Higgins pass from Becht (Iowa State)
36	Arnold pass from Daniels (Kansas)
34	Green pass from Becht (Iowa State)
34/TD	McMillan pass from Fifita (Arizona)
33/TD	Carter pass from Burkett (UAlbany)
32/TD	Grimm rush (Kansas)
32	Hishaw rush (Kansas)
29	Jackson rush (Kansas State)
28	McMillan pass from Fifita (Arizona)
27	Higgins pass from Becht (Iowa State)
26	Grimm rush (Kansas)
25	Pressley pass from Bowman (Oklahoma St.)
24	Holstein rush (Pitt)
24	Jackson pass from Johnson (Kansas State)
24	Edwards rush (Kansas State)
23	Dietz pass from Burkett (UAlbany)
23	Parker pass from Burkett (UAlbany)
23	Uga rush (UAlbany)
23	Mumpfield pass from Holstein (Pitt)
23	McMillan pass from Fifita (Arizona)
23/TD	Olsen pass from Fifita (Arizona)
22	McGee pass from Burkett (UAlbany)
22	Mumpfield pass from Holstein (Pitt)
22	Grimm pass from Daniels (Kansas)
22	Lofton pass from Rangel (Oklahoma St.)
21	Johnson pass from Holstein (Pitt)
21	Reid pass from Holstein (Pitt)
21	Daniels rush (Kansas)
20/TD	Allen pass from Allar (Penn State)
20	Burti pass from Burkett (UAlbany)

Defense

43/TD	Sigle interception return (Kansas State)
-------	--

Special Teams

51	Cabbiness kickoff return (Oklahoma St.)
44/FG	Tennant field goal (Kansas State)
31/FG	Sauls field goal (Pitt)
30	Cooney kickoff return (UAlbany)
29	Patterson kickoff return (Arizona)
25	Pressley kickoff return (Oklahoma St.)
24/TD	George blocked punt return (Pitt)
24	Pressley kickoff return (Oklahoma St.)
22	Noel kickoff return (Iowa State)
22	Edwards kickoff return (Kansas State)
20	Singleton kickoff return (Penn State)

2024 WEST VIRGINIA SCORING DRIVES

Opponent	Plays	Yds	Time	Result
Penn State	10	55	3:31	Hayes 38 FG
Penn State	13	43	4:36	Hayes 39 FG
Penn State	10	70	3:53	Donaldson 1 rush
UAlbany	12	90	5:23	White 14 rush
UAlbany	6	76	2:57	Robinson 12 pass from Greene
UAlbany	6	69	2:23	Taylor 39 pass from Greene
UAlbany	6	75	1:15	Greene 40 rush
UAlbany	14	99	6:40	Clement 10 pass from Greene
UAlbany	5	65	2:05	Donaldson 2 rush
UAlbany	5	87	2:29	Marchiol 12 rush
Pitt	5	53	2:50	Donaldson 10 pass from Greene
Pitt	8	75	3:36	White 5 rush
Pitt	5	22	1:06	Hayes 44 FG
Pitt	7	81	3:28	Donaldson 4 rush
Pitt	12	48	6:06	Hayes 23 FG
Pitt	9	68	4:54	Robinson 28 pass from Greene
Kansas	3	78	1:10	White 1 rush
Kansas	8	34	1:17	Greene 5 rush
Kansas	5	52	2:05	Hayes 40 FG
Kansas	9	75	2:12	Taylor 8 pass from Greene
Kansas	7	67	1:56	Gallagher 15 pass from Greene
Oklahoma St.	12	55	5:40	Hayes 39 FG
Oklahoma St.	9	65	4:54	Ray 10 pass from Marchiol
Oklahoma St.	6	63	3:29	White 10 rush
Oklahoma St.	8	87	3:44	Greene 15 rush
Oklahoma St.	9	75	1:26	Donaldson 15 rush
Oklahoma St.	8	88	5:02	Donaldson 1 rush
Iowa State	14	75	7:42	White 8 rush
Iowa State	10	50	2:07	Hayes 43 FG
Iowa State	11	67	3:35	White 10 pass from Greene
Kansas State	6	49	2:11	Hayes 44 FG
Kansas State	13	70	6:29	Clement 7 pass from Greene
Kansas State	7	69	3:41	Ray 12 pass from Marchiol
Arizona	12	48	6:51	Hayes 45 FG
Arizona	10	81	5:51	Bechdel 14 rush
Arizona	8	75	4:39	Clement 3 pass from Marchiol
Arizona	8	44	4:54	Donaldson 20 rush
Arizona	5	75	2:47	Ray 54 pass from Marchiol

2024 WEST VIRGINIA OPPONENTS' SCORING DRIVES

Opponent	Plays	Yds	Time	Result
Penn State	4	84	1:42	Wallace 50 pass from Allar
Penn State	10	71	3:45	Allen 20 pass from Allar
Penn State	3	73	0:26	Wallace 18 pass from Allar
Penn State	9	78	4:39	Singleton 40 rush
Penn State	6	70	3:46	Warren 19 pass from Pribula
UAlbany	10	87	5:33	Woodell 7 rush
UAlbany	6	64	2:30	Carter 33 pass from Burkett
Pitt	7	62	1:41	Sauls 31 FG
Pitt	8	72	3:59	Reid 9 pass from Holstein
Pitt	11	65	4:53	Reid 19 pass from Holstein
Pitt	0	24	0:00	George 24 blocked punt return
Pitt	5	75	1:49	Reynolds 40 pass from Holstein
Pitt	6	77	1:27	Davis 1 rush
Kansas	13	83	6:16	Neal 11 rush
Kansas	10	75	5:52	Grimm 7 pass from Daniels
Kansas	5	75	2:33	Hishaw 11 rush
Kansas	6	54	3:40	Grimm 32 rush
Oklahoma St.	11	75	4:01	Owens 8 pass from Bowman
Oklahoma St.	2	65	0:31	Stribling 43 pass from Rangel
Iowa State	3	80	0:58	Noel 60 pass from Becht
Iowa State	17	91	8:08	Hansen 11 rush
Iowa State	10	65	5:03	Hansen 3 rush
Iowa State	10	33	6:43	Hansen 2 rush
Kansas State	10	37	5:16	Tennant 44 FG
Kansas State	2	84	0:26	Jackson 60 pass from Johnson
Kansas State	0	43	0:00	Sigle 43 interception return
Kansas State	11	74	5:17	Oakley 16 pass from Johnson
Kansas State	7	69	3:17	Anciaux 1 pass from Johnson
Kansas State	10	63	3:36	Giddens 1 rush
Kansas State	2	25	0:49	Giddens 18 rush
Arizona	14	75	7:57	Conley 1 rush
Arizona	6	65	2:24	Olson 23 pass from Fifita
Arizona	13	75	4:39	McMillan 34 pass from Fifita
Arizona	6	71	1:27	Fifita 3 rush



WR, 6-2, 206, r-Jr.
Oklahoma State
Norman, Okla.

5 JADEN
BRAY

- Has played in 30 career games, including 12 starts
- Missed the Iowa State, Kansas State and Arizona games with a lower leg injury
- Earned his first career start for WVU against Kansas
- Also grabbed a 44-yard reception at Pitt
- Caught his first pass for WVU against UAlbany, a 44-yard reception
- Saw the field for the first time as a Mountaineer in the season opener against Penn State
- Enrolled at WVU in January 2024

2024 Game-By-Game

Opponent	No.	Yards	Avg.	TDs	Long
Penn State	0	0	0	0	0
UAlbany	1	44	44.0	0	44
Pitt	1	44	44.0	0	44
Kansas	0	0	0	0	0
Oklahoma State	0	0	0	0	0
Iowa State			DNP		
Kansas State			DNP		
Arizona			DNP		
Cincinnati					
Baylor					
UCF					
Texas Tech					
Totals	2	88	44.0	0	44

Bray's Receiving Statistics

Year	Games	No.	Yards	Avg.	TD	Long
2024	5	2	88	44.00	0	44
2023	10	30	382	12.7	2	45
2022	3	5	54	10.8	0	24
2021	12	13	250	19.2	2	36
Totals	30	50	774	14.9	4	45



WR, 6-1, 200, r-So.
Martinsburg
Martinsburg, W. Va.

3 HUDSON
CLEMENT

- Has played in 19 career games, including 16 starts
- Caught a touchdown in the second straight game, finishing with 20 yards on two catches at Arizona
- Grabbed a touchdown pass and finished with 29 yards receiving against Kansas State
- Finished with 39 yards receiving against Iowa State
- Caught three passes for 64 yards, including a season-long 40-yard grab, at Oklahoma State
- Led the receiving corps against Kansas, hauling in seven catches for 150 yards and a season-long of 39
- Lone catch at Pitt was an 8-yard grab
- Hauled in his first touchdown of the year and finished with 39 yards receiving against UAlbany
- Caught two passes for 34 yards, including a long of 20, in the season opener against Penn State
- Tied for the team lead in receiving touchdowns (4), fourth in receptions (22) and second in receiving yards (480) in 2023

2024 Game-By-Game

Opponent	No.	Yards	Avg.	TDs	Long
Penn State	2	34	17.0	0	20
UAlbany	4	39	9.8	1	17
Pitt	1	8	8.0	0	8
Kansas	7	150	21.4	0	39
Oklahoma State	3	64	21.3	0	40
Iowa State	5	39	7.8	0	10
Kansas State	4	29	7.3	1	12
Arizona	2	20	10.0	1	17
Cincinnati					
Baylor					
UCF					
Texas Tech					
Totals	28	383	13.7	3	40

Clement's Receiving Statistics

Year	Games	No.	Yards	Avg.	TD	Long
2024	8	28	383	13.7	3	40
2023	11	22	480	21.8	4	70
Totals	19	50	863	17.3	7	70



TE, 6-3, 265, r-Jr.
Jackson
Jackson, Ohio

81 TREYLAN
DAVIS

- Has played in 38 career games, including eight starts
- WVU Juice Award: Arizona
- Grabbed an 8-yard pass at Arizona
- Lone catch against Iowa State was a 15-yarder
- Hauled in a career-long 31-yard pass at Oklahoma State
- WVU Blue Collar Award: Albany
- Caught one pass for 3 yards in the season opener against Penn State

2024 Game-By-Game

Opponent	No.	Yards	Avg.	TDs	Long
Penn St.	1	3	3.0	0	3
UAlbany	1	0	0	0	0
Pitt	1	1	1.0	0	1
Kansas	0	0	0	0	0
Oklahoma State	1	31	31.0	0	31
Iowa State	1	15	15.0	0	15
Kansas State	0	0	0	0	0
Arizona	1	8	8.0	0	8
Cincinnati					
Baylor					
UCF					
Texas Tech					
Totals	6	58	9.7	0	31

Davis' Receiving Statistics

Year	Games	No.	Yards	Avg.	TD	Long
2024	8	6	58	9.7	0	31
2023	13	2	2	1.0	0	1
2022	12	5	51	10.2	0	17
2021	5	0	0	0	0	0
Totals	38	13	111	8.5	0	31





RB, 6-2, 236, Jr.
Gulliver Prep
Miami, Fla.

4 CJ DONALDSON JR.

- Has played in 27 career games, including 11 starts
- Ranked No. 13 in the Big 12 Conference for average rushing yards per game
- Currently tied for No. 9 in program history with 25 career rushing touchdowns
- Has eight career 100-yard rushing games and six multi-touchdown performances
- Finished with 41 yards rushing and a TD at Arizona
- Posted 38 yards on the ground against Kansas State
- Added 17 yards rushing against Iowa State
- WVU Blue Collar Award: Oklahoma State
- Scored a pair of rushing touchdowns at Oklahoma State, finishing with 77 yards on the ground
- Recorded 38 yards rushing and a long of 27 against KU
- Posted a pair of TDs at Pitt, including the first receiving score of his career, finishing with 79 yards on the ground
- WVU Offensive Champion: Albany
- Found the end zone in the second straight game and finished with 125 yards on the ground against UAlbany
- Tied his career high in rushing yards (125) with Pitt in 2022
- Scored a rushing touchdown and posted 42 yards on the ground in the season opener against Penn State
- Finished 2023 No. 5 in the Big 12 in rushing touchdowns
- Scored a touchdown in nine straight games in 2023 and in 10 of 12 games played
- 2023 All-Big 12 Honorable Mention (Coaches)

2024 Game-By-Game

Opponent	Att.	Yds	Avg.	TDs	Long	Rec	Yds	TDs
Penn State	12	42	3.5	1	10	1	6	0
UAlbany	14	125	8.9	1	48	0	0	0
Pitt	19	79	4.2	1	14	1	10	1
Kansas	6	38	6.3	0	27	0	0	0
Oklahoma State	20	77	3.8	2	20	0	0	0
Iowa State	9	17	1.9	0	6	0	0	0
Kansas State	12	38	2.8	0	10	1	0	0
Arizona	8	41	5.1	1	20	1	3	0
Cincinnati								
Baylor								
UCF								
Texas Tech								
Total	100	457	4.6	6	48	4	19	1

Donaldson Jr.'s Rushing Statistics

Year	Games	Att.	Yards	Avg.	TD	Long
2024	8	100	457	5.1	6	48
2023	12	171	798	4.7	11	32
2022	7	87	526	6.0	8	82
Totals	27	358	1,781	5.0	25	82

Donaldson Jr.'s Receiving Statistics

Year	Games	No.	Yards	Avg.	TD	Long
2024	8	4	19	8.0	1	10
2023	12	9	59	6.6	0	18
2022	7	9	27	3.0	0	9
Totals	27	22	105	4.7	1	18



WR, 5-11, 165, Fr.
Melbourne Cent. Cath.
Melbourne, Fla.

11 RIC'DARIOUS FARMER

- Has appeared in six career games
- Lone rush at Oklahoma State was a 4-yard scramble
- Caught one pass for 10 yards against UAlbany
- Saw his first collegiate action in the season opener against Penn State, finishing with one carry for 2 yards

2024 Game-By-Game Rushing

Opponent	No.	Yards	Avg.	TDs	Long
Penn State	1	2	2.0	0	2
UAlbany	0	0	0	0	0
Pitt			DNP		
Kansas	0	0	0	0	0
Oklahoma State	1	4	4.0	0	4
Iowa State	0	0	0	0	0
Kansas State	0	0	0	0	0
Arizona			DNP		
Cincinnati					
Baylor					
UCF					
Texas Tech					
Totals	2	6	3.0	0	4

2024 Game-By-Game Receiving


Opponent	No.	Yards	Avg.	TDs	Long
Penn State	0	0	0	0	0
UAlbany	1	10	10.0	0	10
Pitt			DNP		
Kansas	0	0	0	0	0
Oklahoma State	0	0	0	0	0
Iowa State	0	0	0	0	0
Kansas State	0	0	0	0	0
Arizona			DNP		
Cincinnati					
Baylor					
UCF					
Texas Tech					
Totals	1	10	10.0	0	10

Farmer's Rushing Statistics

Year	Games	No.	Yards	Avg.	TD	Long
2024	6	2	6	3.0	0	4

Farmer's Receiving Statistics

Year	Games	No.	Yards	Avg.	TD	Long
2024	6	1	10	10.0	0	10



WR, 5-10, 190, r-Jr.
Morgantown
Morgantown, W.Va.

29 PRESTON FOX

- Has played in 36 career games, including eight starts
- Ranked No. 9 in the Big 12 Conference in punt return average per game
- Lone catch at Pitt was a 12-yard reception
- Hauled in one pass for 5 yards against UAlbany
- Led the receiving corps with a pair of catches for 41 yards, including a long of 25, in the season opener against Penn State
- 2024 Iron Mountaineer Award
- Third-leading receiver in 2023 with 26 catches for 328 yards, averaging 14.2 per reception

2024 Game-By-Game

Opponent	No.	Yards	Avg.	TDs	Long
Penn State	2	41	20.5	0	25
UAlbany	1	5	5.0	0	5
Pitt	1	12	12.0	0	12
Kansas	0	0	0	0	0
Oklahoma State	0	0	0	0	0
Iowa State	0	0	0	0	0
Kansas State	0	0	0	0	0
Arizona	0	0	0	0	0
Cincinnati					
Baylor					
UCF					
Texas Tech					
Totals	4	58	14.5	0	25

Fox's Receiving Statistics

Year	Games	No.	Yards	Avg.	TD	Long
2024	8	4	58	14.5	0	25
2023	12	26	368	14.2	2	34
2022	12	4	41	10.3	1	26
2021	4	1	8	8.0	0	8
Totals	36	35	475	13.6	3	34



WR, 5-10, 180, So.
Laurel Highlands
Uniontown, Pa.

24 RODNEY GALLAGHER III

- Has played in 21 career games, including six starts
- WVU Juice Award: Arizona
- Finished with two catches for 14 yards and 21 yards rushing at Arizona
- Grabbed one catch for 8 yards against Kansas State
- Lone catch against Iowa State was a 21-yard grab
- Caught one pass for 12 yards at Oklahoma State
- Posted 41 yards receiving and caught the game-winning touchdown - the first TD of his career - against Kansas
- Registered a career-long catch for 33 yards at Pitt
- Hauled in three passes for 34 yards, including a then-career long of 21, against UAlbany
- Caught one pass for 8 yards in the season opener against Penn State
- Had 10 catches for 74 yards and a long of 14 in 2023
- Registered 15 carries for 87 yards with a long of 15 in 2023

2024 Game-By-Game

Opponent	No.	Yards	Avg.	TDs	Long
Penn State	1	8	8.0	0	8
UAlbany	3	34	11.3	0	21
Pitt	2	38	19.0	0	33
Kansas	2	41	20.5	1	26
Oklahoma State	1	12	12.0	0	12
Iowa State	1	21	21.0	0	21
Kansas State	1	8	8.0	0	8
Arizona	2	14	7.0	0	15
Cincinnati					
Baylor					
UCF					
Texas Tech					
Totals	13	176	13.5	1	33

Gallagher's Receiving Statistics

Year	Games	No.	Yards	Avg.	TD	Long
2024	8	13	176	13.5	1	33
2023	13	10	74	7.4	0	14
Totals	21	23	250	10.9	1	33

Gallagher's Rushing Statistics

Year	Games	Att.	Yards	Avg.	TD	Long
2024	8	8	33	4.1	0	7
2023	13	15	87	7.4	0	15
Totals	21	23	120	5.2	0	15



QB, 5-11, 204, Sr.
Chiles
Tallahassee, Fla.

6 GARRETT GREENE

- Has played in 41 career games, including 21 starts
- Ranks No. 9 in the Big 12 Conference in average rushing yards per game
- Has registered four career 100-yard rushing games and 11 career 200-yard passing games
- Totals 4,422 career passing yards, 1,865 rushing yards and 55 touchdowns
- Finished 9-for-19 for 85 yards and a touchdown before leaving the Kansas State game with an injury
- Also led the rushing attack for the second straight game with 89 yards rushing against K-State
- Posted 206 passing yards and finished 18-of-32 against Iowa State; also led the rushing attack with 87 yards on the ground
- Went 9-for-15 for 159 yards at Oklahoma State; also scored a rushing TD and posted 86 yards on the ground
- WVU Offensive Champion: Kansas
- Finished 15-for-30 for 295 yards and two touchdowns against KU; also added 87 yards and a TD on the ground
- Threw for 210 yards and two TDs at Pitt; also added 49 yards rushing
- Passed for three touchdowns and added one on the ground against UAlbany; finished 17-for-23 for 236 passing yards
- Finished 15-for-28 for 161 passing yards in the season opener against Penn State
- 2024 Iron Mountaineer Award
- 2023 All-Big 12 Honorable Mention (Coaches)

2024 Game-By-Game

Opponent	Comp	Att	Pct.	Yards	TD	Int	Long
Penn State	15	28	53.5	161	0	0	25
UAlbany	17	23	73.9	236	3	0	44
Pitt	16	30	53.3	210	2	2	44
Kansas	15	30	50.0	295	2	2	52
Oklahoma State	9	15	60.0	159	0	0	40
Iowa State	18	32	56.2	206	1	2	24
Kansas State	9	19	47.3	85	1	2	34
Arizona							
Cincinnati							
Baylor							
UCF							
Texas Tech							
Total	99	177	55.9	1,352	9	8	52

Greene's Passing Statistics

Year	Games	Comp	Att	Pct.	Yards	TD	Int	Long
2024	7	99	177	.559	1,352	9	8	52
2023	12	147	277	.531	2,406	16	4	75
2022	9	43	78	.551	493	5	3	71
2021	11	16	26	.615	147	0	0	28
2020	2	3	4	.750	24	0	0	11
Totals	41	317	562	.56	4,422	30	15	75

Greene's Rushing Statistics

Year	Games	No.	Yards	Avg.	TD	Long
2024	7	76	471	6.2	3	40
2023	12	120	772	6.4	13	48
2022	9	45	276	6.1	5	39
2021	11	47	306	6.5	4	67
2020	2	6	40	6.7	0	13
Totals	41	294	1,865	6.3	25	67



QB, 6-2, 223, r-Sr.
Hamilton
Chandler, Ariz.

8 NICCOL MARCHIOL

- Has played in 18 career games, including two starts
- WVU Offensive Champion: Arizona
- Earned his first start of the season at Arizona, finishing 18-of-22 for 198 yards and two touchdowns
- Entered the Kansas State game in the second half and went 6-for-13 for 58 yards and a touchdown
- Lone pass at Oklahoma State was a 10-yard scoring toss; also added 46 yards rushing against the Cowboys
- Went 3-for-3 for 12 yards passing and scored a rushing touchdown against UAlbany
- Appeared in the season opener against Penn State and rushed for 8 yards on two attempts
- Helped lead the Mountaineers to wins against Pitt and Texas Tech in 2023
- Completed 30-of-53 passes for 247 yards and two touchdowns in 2023
- Ran for 133 yards on 38 carries and one touchdown in 2023

2024 Game-By-Game

Opponent	Comp	Att	Pct.	Yards	TD	Int	Long
Penn State	0	1	0.0	0	0	1	0
UAlbany	3	3	100	12	0	0	8
Pitt				DNP			
Kansas	0	0	0	0	0	0	0
Oklahoma State	1	1	100	10	1	0	10
Iowa State				DNP			
Kansas State	6	13	46.1	58	1	0	20
Arizona	18	22	81.8	198	2	0	54
Cincinnati							
Baylor							
UCF							
Texas Tech							
Total	28	40	70.0	278	4	1	54

Marchiol's Passing Statistics

Year	Games	Comp	Att	Pct.	Yards	TD	Int	Long
2024	6	28	40	.700	278	4	1	54
2023	9	30	53	.566	247	2	3	29
2022	3	4	13	.308	61	1	0	26
Totals	18	62	106	.584	586	7	4	54

Marchiol's Rushing Statistics

Year	Games	No.	Yards	Avg.	TD	Long
2024	6	34	114	3.4	1	19
2023	9	38	133	3.5	1	22
2022	3	6	32	5.3	0	9
Totals	18	75	267	3.6	2	22



WR, 6-1, 194, So.
North Florida Christian
Tallahassee, Fla.

7 TRAYLON RAY

- Has played in 20 career games, including 12 starts
- Posted his third touchdown catch of the season on career-long, 54-yard grab at Arizona
- Caught his second TD of the year and finished with 37 yards receiving against Kansas State
- Added 49 yards receiving against Iowa State
- Grabbed his first touchdown catch of the season and finished with 37 yards receiving at Oklahoma State
- Finished with a pair of catches for 70 yards against KU
- Totaled three receptions for 23 yards at Pitt
- Hauled in three catches for 35 yards against UAlbany
- Caught four passes in the season opener against Penn State, totaling 37 yards with a long of 25
- Fifth-leading receiver from 2023 with 18 catches for 321 yards and three touchdowns
- Had a season-high 91 yards in the 2023 Duke's Mayo Bowl, including a 75-yard touchdown catch to open the game

2024 Game-By-Game

Opponent	No.	Yards	Avg.	TDs	Long
Penn State	4	37	9.3	0	25
UAlbany	3	35	11.7	0	14
Pitt	3	23	7.7	0	9
Kansas	2	70	35.0	0	52
Oklahoma State	3	37	12.3	1	15
Iowa State	3	49	16.3	0	19
Kansas State	4	37	9.3	1	20
Arizona	2	78	39.0	1	54
Cincinnati					
Baylor					
UCF					
Texas Tech					
Totals	24	366	15.3	3	54

Ray's Receiving Statistics

Year	Games	No.	Yards	Avg.	TD	Long
2024	8	24	366	13.5	3	54
2023	12	18	321	17.8	3	75
Totals	20	42	687	16.4	6	75



WR, 6-4, 218, Sr.
Mississippi State
McDonough, Ga.

2 JUSTIN ROBINSON


- Has played in 38 career games (Mississippi State 23, Georgia 9, West Virginia 6), including eight starts
- Finished with three catches for 28 yards at Arizona
- Grabbed two passes for 17 yards against Iowa State
- Lone reception at Pitt was a 28-yard touchdown catch
- Caught his first touchdown as a Mountaineer against UAlbany, which also was his first career catch for WVU
- Saw first collegiate action for WVU against Penn State

2024 Game-By-Game

Opponent	No.	Yards	Avg.	TDs	Long
Penn State	0	0	0	0	0
UAlbany	2	30	15.0	1	18
Pitt	1	28	28.0	1	28
Kansas			DNP		
Oklahoma State			DNP		
Iowa State	2	17	8.5	0	9
Kansas State	0	0	0	0	0
Arizona	3	28	9.3	0	15
Cincinnati					
Baylor					
UCF					
Texas Tech					
Totals	8	103	12.9	2	28

Robinson's Receiving Statistics

Year	Games	No.	Yards	Avg.	TD	Long
2024	6	8	103	12.9	2	28



TE, 6-7, 253, Sr.
LSU
Grand Junction, Colo.

87 KOLE TAYLOR

- Has played in 53 career games with 25 starts
- Posted 28 yards receiving at Arizona
- Finished with 61 yards receiving against Kansas State
- Led the receiving corps with 55 yards and a long of 24 against Iowa State
- WVU Blue Collar Award: Oklahoma State
- Hauled in a pair of catches for 25 yards at Oklahoma State
- Caught two passes for 18 yards and a TD against KU
- Finished with 43 yards receiving, including a long of 17, at Pitt
- Posted his first touchdown catch of the season against UAlbany, a 39-yard scoring reception
- Caught two passes for 25 yards in the season opener against Penn State
- 2023 All-Big 12 Second Team (Coaches)
- Led the team in receiving for 2023 with 35 catches for 444 yards, averaging 12.7 yards per catch

2024 Game-By-Game

Opponent	No.	Yards	Avg.	TDs	Long
Penn State	2	25	12.5	0	25
UAlbany	3	47	15.7	1	39
Pitt	4	43	10.8	0	17
Kansas	2	18	9.0	1	10
Oklahoma State	2	25	12.5	0	21
Iowa State	5	55	11.0	0	24
Kansas State	4	61	15.3	0	34
Arizona	3	28	9.3	0	15
Cincinnati					
Baylor					
UCF					
Texas Tech					
Totals	25	302	12.1	2	39

Taylor's Receiving Statistics

Year	Games	No.	Yards	Avg.	TD	Long
2024	8	25	302	12.1	2	39
2023	13	35	444	12.7	4	43
2022	13	5	55	11.0	0	26
2021	12	6	68	11.3	1	41
2020	7	6	36	6.0	0	20
Totals	53	77	905	11.8	7	43



RB, 5-7, 191, So.
William Penn Senior
York, Pa.



- Has played in 20 career games, including 11 starts
- Ranked No. 11 in the Big 12 Conference in average rushing yards per game
- Led the rushing attack with 92 yards, including a career-long 55-yarder, at Arizona
- Finished with 18 yards on the ground and one catch for 8 yards against Kansas State
- Posted a pair of touchdowns - one rushing and one receiving - against Iowa State, finishing with 46 yards on the ground
- WVU Offensive Champion: Oklahoma State
- Big performance at Oklahoma State included 158 yards on the ground and a touchdown
- Recorded 15 yards on the ground and his third straight rushing TD against Kansas
- Finished with 46 yards and a touchdown at Pitt
- Posted 100 yards rushing and his first touchdown of the season against UAlbany
- Tallied 33 yards on the ground, including a long rush of 12, in the season opener against Penn State
- 2023 Freshman All-American (The Athletic, PFF and On3)
- Led the team with 1,086 all-purpose yards, including 842 rushing, 125 receiving and 119 kickoff return yards
- Averaged a school-record 7.7 yards per rush

2024 Game-By-Game

Opponent	Att.	Yds	Avg.	TDs	Long	Rec	Yds	TDs
Penn State	8	33	4.1	0	12	2	7	0
Albany	10	100	10.0	1	36	0	0	0
Pitt	13	46	3.5	1	11	1	3	0
Kansas	6	15	2.5	1	5	2	16	0
Oklahoma State	19	158	8.3	1	26	0	0	0
Iowa State	12	46	3.8	1	9	1	10	1
Kansas State	7	18	2.6	0	4	1	8	0
Arizona	12	92	7.7	0	55	3	10	0
Cincinnati								
Baylor								
UCF								
Texas Tech								
Total	87	508	5.8	5	55	10	54	1

White's Rushing Statistics

Year	Games	Att.	Yards	Avg.	TD	Long
2024	8	87	508	5.8	5	55
2023	12	109	842	7.7	4	53
Totals	20	230	1,350	5.9	9	55

White's Receiving Statistics

Year	Games	No.	Yards	Avg.	TD	Long
2024	8	10	54	5.4	1	15
2023	12	5	125	25.0	2	75
Totals	20	15	179	11.9	3	75



SPUR, 6-2, 255, Sr.
Abilene Christian
Lubbock, Texas

8 TYRIN
BRADLEY JR.

- Has played in 38 career games, including nine starts
- Assisted on a TFL and finished with three tackles at Arizona
- Posted three stops against Kansas State
- Added four tackles and a TFL against Iowa State
- Finished with five stops and a TFL at Oklahoma State
- Big game against Kansas included seven tackles, an interception and the game-sealing, strip-sack forced fumble in the waning seconds of regulation
- Posted his first sack and pass breakup of the season at Pitt
- Added four tackles, including two solos and an assist on a TFL, against UAlbany
- Tallied three tackles in the season opener against Penn State
- Finished 2023 with 22 tackles (14 solo), 2 1/2 sacks, five tackles for loss, one interception and one pass breakup

2024 Game-By-Game

Opponent	UT/AT/TT	TFL	Sacks	FF	FR	Int	PBU
Penn State	1/2/3	0	0	0	0	0	0
UAlbany	2/2/4	0.5/1	0	0	0	0	0
Pitt	1/3/4	0.5/4	0.5/4	0	0	0	1
Kansas	3/4/7	1.0/9	1.0/9	1	1	1/16	0
Oklahoma State	3/2/5	1.0/1	0	0	0	0	0
Iowa State	2/2/4	1.0/1	0	0	0	0	0
Kansas State	1/2/3	0	0	0	0	0	0
Arizona	1/2/3	0.5	0	0	0	0	0
Cincinnati							
Baylor							
UCF							
Texas Tech							
Totals	14/19/33	4.5/16	1.5/13	1	1	1/16	1

Bradley's Defensive Statistics

Year	GP	T/A/TT	TFL	Sacks	INT	PB	FF	FR
2024	8	14/19/33	4.5/16	1.5/13	1/16	1	1	1
2023	12	14/8/22	5/30	2.5/20	1/24	1	0	0
2022	11	19/30/49	10.5/43	4/29	0	1	1	0
2021	7	2/7/9	1/21	0.5/1	0	0	0	0
Totals	38	49/64/113	21/110	8.5/63	1/24	3	1	0



S, 5-11, 202, Sr.
Auburndale
Oakridge, Fla.

2 AUBREY
BURKS

- Has played in 35 career games, including 29 starts
- Added a pair of assisted stops against KU
- Totaled four tackles and assisted a TFL at Pitt
- Added his first TFL of the year and totaled three stops against UAlbany
- Posted four tackles, including three solo stops, in the season opener against Penn State
- 2023 All-Big 12 Honorable Mention (Coaches)
- Finished 2023 with 47 tackles (39 solo), 3 1/2 tackles for loss, one sack, four pass breakups, two interceptions, one forced fumble and one recovered fumble

2024 Game-By-Game

Opponent	UT/AT/TT	TFL	Sacks	FF	FR	Int	PBU
Penn State	3/1/4	0	0	0	0	0	0
UAlbany	2/1/3	1.0/2	0	0	0	0	0
Pitt	3/1/4	0.5/1	0	0	0	0	0
Kansas	0/2/2	0	0	0	0	0	0
Oklahoma State	0/0/0	0	0	0	0	0	0
Iowa State	0/0/0	0	0	0	0	0	0
Kansas State			DNP				
Arizona			DNP				
Cincinnati							
Baylor							
UCF							
Texas Tech							
Totals	8/5/13	1.5/3	0	0	0	0	0

Burks' Defensive Statistics

Year	GP	T/A/TT	TFL	Sacks	INT	PB	FF	FR
2024	6	8/5/13	1.5/3	0	0	0	0	0
2023	12	39/8/47	3.5/8	1/2	2/26	4	1	1
2022	11	46/20/66	4.5/20	1/9	1/9	2	1	0
2021	6	2/0/2	0/0	0/0	0	0	0	0
Totals	35	95/33/128	9.5/31	2/11	3/35	6	2	1



LB, 6-2, 228, r-Jr.
Ohio State
Ironton, Ohio

35 REID
CARRICO

- Has played in 26 career games
- Posted four stops at Arizona
- Finished with three tackles against Iowa State
- WVU Juice Award: Oklahoma State
- Added two tackles at Oklahoma State
- Assisted a pair of tackles at Pitt
- WVU Defensive Champion: Albany
- Posted four solo tackles, including his first career TFL, against UAlbany
- Finished with four assisted tackles in the season opener against Penn State
- Transferred to WVU in January 2024 after spending three years at Ohio State

2024 Game-By-Game

Opponent	UT/AT/TT	TFL	Sacks	FF	FR	Int	PBU
Penn State	0/4/4	0	0	0	0	0	0
UAlbany	4/0/4	1.0/2	0	0	0	0	0
Pitt	0/2/2	0	0	0	0	0	0
Kansas			DNP				
Oklahoma State	1/1/2	0	0	0	0	0	0
Iowa State	1/2/3	0	0	0	0	0	0
Kansas State	1/0/1	0	0	0	0	0	0
Arizona	2/2/4	0	0	0	0	0	0
Cincinnati							
Baylor							
UCF							
Texas Tech							
Totals	9/11/20	1.0/2	0	0	0	0	0

Carrico's Defensive Statistics

Year	GP	T/A/TT	TFL	Sacks	INT	PB	FF	FR
2024	7	9/11/20	1.0/2	0/0	0	0	0	0
2023	9	0/1/1	0/0	0/0	0	0	0	0
2022	5	0/1/1	0/0	0/0	0	0	0	0
2021	5	0/3/3	0/0	0/0	0	0	0	0
Totals	26	9/16/25	1.0/2	0/0	0	0	0	0



CB, 6-0, 182, So.
Colorado State
Sammamish, Wash.

23 TJ CRANDALL

- Has played in 17 career games, including six starts
- Assisted a tackle at Arizona
- Recorded a pair of solo stops against Kansas
- Finished with three tackles against UAlbany
- Played in 10 games, including five starts as a freshman at Colorado State in 2023

2024 Game-By-Game

Opponent	UT/AT/TT	TFL	Sacks	FF	FR	Int	PBU
Penn State	0/0/0	0	0	0	0	0	0
UAlbany	1/2/3	0	0	0	0	0	0
Pitt	0/0/0	0	0	0	0	0	0
Kansas	2/0/2	0	0	0	0	0	0
Oklahoma State	0/0/0	0	0	0	0	0	0
Iowa State					DNP		
Kansas State	0/0/0	0	0	0	0	0	0
Arizona	0/1/1	0	0	0	0	0	0
Cincinnati							
Baylor							
UCF							
Texas Tech							
Totals	3/3/6	0	0	0	0	0	0

Crandall's Defensive Statistics

Year	GP	T/A/TT	TFL	Sacks	INT	PB	FF	FR
2024	7	3/3/6	0/0	0/0	0	0	0	0
2023	10	13/6/19	1/1	0/0	1/25	3	0	0
Totals	17	16/9/25	1/1	0/0	1/25	3	0	0



LB, 6-0, 225, So.
East Lincoln
Denver, N.C.

15 BEN CUTTER

- Has played in 21 games, including seven starts
- Posted four tackles, including two solo stops, against Kansas State
- Finished with six tackles against Kansas
- Assisted a TFL at Pitt
- WVU Special Teams Champion: Albany
- WVU's second-leading tackler against UAlbany with five tackles
- Posted three tackles in the season opener against Penn State
- Fourth-leading tackler in 2023 with 56 tackles (28 solo), two sacks, six tackles for loss and a pass breakup

2024 Game-By-Game

Opponent	UT/AT/TT	TFL	Sacks	FF	FR	Int	PBU
Penn State	1/2/3	0	0	0	0	0	0
UAlbany	2/3/5	0	0	0	0	0	0
Pitt	0/1/1	0.5/0	0	0	0	0	0
Kansas	1/5/6	0	0	0	0	0	0
Oklahoma State	0/1/1	0	0	0	0	0	0
Iowa State	0/0/0	0	0	0	0	0	0
Kansas State	2/2/4	0	0	0	0	0	0
Arizona	0/1/1	0	0	0	0	0	0
Cincinnati							
Baylor							
UCF							
Texas Tech							
Totals	6/15/21	0.5/0	0	0	0	0	0

Cutter's Defensive Statistics

Year	GP	T/A/TT	TFL	Sacks	INT	PB	FF	FR
2024	8	6/15/21	0.5/0	0/0	0	0	0	0
2023	13	28/28/56	6/28	2/13	0	1	0	0
Totals	21	32/41/73	6.5/28	2/13	0	1	0	0



CB, 6-0, 180, r-Jr.
Duquesne
Philadelphia, Pa.

0 AYDEN GARNES

- Has played in 28 career games, including 24 starts
- Added six solo stops against Iowa State
- Recorded his first TFL of the year at Oklahoma State
- Finished with three tackles against Kansas
- Led the defense with eight tackles, including seven solo stops, at Pitt
- Posted two solo tackles against UAlbany
- Made his Mountaineer debut and posted four tackles in the season opener against Penn State
- Transferred to WVU in January 2024 after spending three years at Duquesne

2024 Game-By-Game

Opponent	UT/AT/TT	TFL	Sacks	FF	FR	Int	PBU
Penn State	1/3/4	0	0	0	0	0	0
UAlbany	2/0/2	0	0	0	0	0	0
Pitt	7/1/8	0	0	0	0	0	0
Kansas	2/1/3	0	0	0	0	0	0
Oklahoma State	1/1/2	1.0/2	0	0	0	0	0
Iowa State	6/0/6	0	0	0	0	0	0
Kansas State					DNP		
Arizona					DNP		
Cincinnati							
Baylor							
UCF							
Texas Tech							
Totals	19/6/25	1.0/2	0	0	0	0	0

Garnes' Defensive Statistics

Year	GP	T/A/TT	TFL	Sacks	INT	PB	FF	FR
2024	6	13/6/19	1/2	0/0	0	0	0	0
2023	12	21/30/51	5/23	1/8	2	13	0	1
2022	10	27/6/33	2/5	0/0	2	4	1	1
Totals	28	67/42/109	8/30	1/8	4	17	1	2



CB, 6-1, 203, Sr.
Northwestern
Nashville, Tenn.

1 GARNETT HOLLIS JR.

- Has played in 34 career games, including 24 starts
- Big game at Arizona included four solo tackles, a fumble recovery and two pass breakups
- Posted his first TFL of the season and finished with six total stops against Kansas State
- Recorded a season-best nine tackles, including six solos, against Iowa State
- Assisted one tackle against Kansas and at Oklahoma State
- Tallied one solo stop at Pitt
- Made his Mountaineer debut and tallied three solo stops, as well as a pass breakup, in the season opener against Penn State
- Transferred to WVU in March 2024 after spending four years at Northwestern

2024 Game-By-Game

Opponent	UT/AT/TT	TFL	Sacks	FF	FR	Int	PBU
Penn State	3/0/3	0	0	0	0	0	1
UAlbany	0/1/1	0	0	0	0	0	0
Pitt	1/0/1	0	0	0	0	0	0
Kansas	0/1/1	0	0	0	0	0	0
Oklahoma State	0/1/1	0	0	0	0	0	0
Iowa State	6/3/9	0	0	0	0	0	1
Kansas State	3/3/6	1.0/1	0	0	0	0	0
Arizona	4/0/4	0	0	0	1	0	2
Cincinnati							
Baylor							
UCF							
Texas Tech							
Totals	17/9/26	1.0/1	0	0	1	0	4

Hollis' Defensive Statistics

Year	GP	T/A/TT	TFL	Sacks	INT	PB	FF	FR
2024	8	17/9/26	0/0	0/0	0	4	0	1
2023	13	33/16/49	3.5/4	0/0	1	3	0	1
2022	8	15/9/24	0/0	0/0	1	3	0	1
2021	5	2/3/5	0/0	0/0	0	0	0	0
Totals	34	67/37/104	4.5/5	0/0	2	10	0	3



DL, 6-1, 285, Sr.
Troy
Millbrook, Ala.

11 T.J. JACKSON II

- Has played in 44 career games, including 27 starts
- Ranks No. 11 nationally and No. 1 in the Big 12 in tackles for loss (1.4) and tied for No. 4 in the league in sacks (0.5)
- Big game at Arizona included six tackles, 1.5 TFLs and a sack for a loss of 12 yards
- Posted four stops and a tackle for loss against Iowa State
- Tallied three stops at Oklahoma State
- Added six tackles, 1.5 TFLs and a sack against KU
- Finished with four TFLs and 1.5 sacks at Pitt
- Recorded his first sack as a Mountaineer and added two solo stops against UAlbany
- Posted three tackles, one TFL and a fumble recovery in the season opener against Penn State
- Transferred to WVU in January 2024 after spending four years at Troy

2024 Game-By-Game

Opponent	UT/AT/TT	TFL	Sacks	FF	FR	Int	PBU
Penn State	1/2/3	1.0/2	0	0	1	0	0
UAlbany	2/0/2	2.0/9	1.0/4	0	0	0	0
Pitt	3/3/6	4.0/18	1.5/8	0	0	0	0
Kansas	2/4/6	1.5/11	1.0/11	0	0	0	0
Oklahoma State	2/1/3	0	0	0	0	0	0
Iowa State	3/1/4	1.0/2	0	0	0	0	0
Kansas State	0/0/0	0	0	0	0	0	0
Arizona	3/3/6	1.5/13	1.0/12	0	0	0	0
Cincinnati							
Baylor							
UCF							
Texas Tech							
Totals	16/14/30	11/55	4.5/35	0	1	0	0

Jackson's Defensive Statistics

Year	GP	T/A/TT	TFL	Sacks	INT	PB	FF	FR
2024	8	16/14/30	11/55	4.5/35	0	0	0	1
2023	12	17/10/27	7/23	3.5/17	0	2	2	1
2022	14	22/33/55	14.5/72	8/56	0	2	2	0
2021	10	3/9/12	1/5	0/0	0	0	0	0
Totals	44	58/66/124	33.5/155	16/108	0	4	4	2



LB, 6-1, 228, r-So.
Gulliver Prep
Goulds, Fla.

4 TREY LATHAN

- Has played in 17 career games, including 13 starts
- Recorded five total tackles at Arizona
- Posted seven stops against Kansas State
- Finished with three tackles against Iowa State
- Assisted a TFL at Oklahoma State
- Second-leading tackler against Kansas with 10 stops and a TFL
- Tallied three TFLs and his first career sack at Pitt
- WVU's second-leading tackler against UAlbany, tallying five stops and an assist on a TFL
- Returned from an injury in the season opener against Penn State, totaling six tackles and one TFL
- Started the first five games in 2023 before suffering a season-ending leg injury at TCU

2024 Game-By-Game

Opponent	UT/AT/TT	TFL	Sacks	FF	FR	Int	PBU
Penn State	2/4/6	1.0/2	0	0	0	0	0
UAlbany	1/4/5	0.5/1	0	0	0	0	0
Pitt	3/1/4	3.0/11	1.0/1	0	0	0	0
Kansas	5/5/10	1.0/3	0	0	0	0	0
Oklahoma State	0/2/2	0.5/0	0	0	0	0	0
Iowa State	2/1/3	0	0	0	0	0	0
Kansas State	2/5/7	0	0	0	0	0	0
Arizona	1/4/5	0	0	0	0	0	0
Cincinnati							
Baylor							
UCF							
Texas Tech							
Totals	16/26/42	6/17	1.0/1	0	0	0	0

Lathan's Defensive Statistics

Year	GP	T/A/TT	TFL	Sacks	INT	PB	FF	FR
2024	8	16/26/42	6/17	1.0/1	0	0	0	0
2023	5	11/16/27	1/1	0/0	0	2	1	0
2022	4	0/6/6	0/0	0/0	0	0	0	0
Totals	17	27/48/75	7/18	1.0/1	0	2	1	0



S, 5-10, 190, r-Jr.
Northwestern
Miami, Fla.

3 JAHEEM JOSEPH

- Has appeared in all eight games this season, including seven starts
- Recorded two assisted tackles and a pass breakup at Arizona
- Added four stops and a pass breakup against Kansas State
- Finished with five tackles and his first TFL as a Mountaineer against Iowa State
- WVU Blue Collar Award: Oklahoma State
- Tied his season high with four tackles at Oklahoma State; also had an interception
- Posted three solo stops against Kansas
- Tied his season high with four tackles at Pitt, including tying season high with three solo stops
- Had three tackles against UAlbany
- Had a season-high four tackles against Penn State

2024 Game-By-Game

Opponent	UT/AT/TT	TFL	Sacks	FF	FR	Int	PBU
Penn State	1/3/5	0	0	0	0	0	0
UAlbany	2/1/3	0	0	0	0	0	0
Pitt	3/1/4	0	0	0	0	0	0
Kansas	3/0/3	0	0	0	0	0	0
Oklahoma State	2/2/4	0	0	0	0	1/6	0
Iowa State	2/3/5	0.5/4	0.5/4	0	0	0	0
Kansas State	2/2/4	0	0	0	0	0	1
Arizona	0/2/2	0	0	0	0	0	1
Cincinnati							
Baylor							
UCF							
Texas Tech							
Totals	15/14/29	0.5/4	0.5/4	0	0	1/6	2

Joseph's Defensive Statistics

Year	GP	T/A/TT	TFL	Sacks	INT	PB	FF	FR
2024	8	15/14/29	0.5/4	0.5/4	1/6	2	0	0



DL, 6-5, 292, Sr.
Bluefield
Bluefield, W.Va.

5 SEAN MARTIN

- Has appeared in 51 straight career games, including 29 starts
- Has not missed a game since 2020
- WVU Juice Award: Arizona
- Added one solo tackle at Arizona
- Finished with four stops and an assisted TFL against KSU
- Assisted on a sack against Iowa State
- WVU Blue Collar Award: Oklahoma State
- Assisted four tackles and a TFL against Kansas
- Tallied one solo stop at Pitt
- Posted his first tackles of the season, including a sack, against UAlbany
- 2024 Iron Mountaineer Award winner
- 2023 All-Big 12 Honorable Mention (Coaches)

2024 Game-By-Game

Opponent	UT/AT/TT	TFL	Sacks	FF	FR	Int	PBU
Penn State	0/0/0	0	0	0	0	0	0
UAlbany	2/0/2	1.0/7	1.0/7	0	0	0	0
Pitt	1/0/1	0	0	0	0	0	0
Kansas	0/4/4	0.5/1	0	0	0	0	0
Oklahoma State	0/0/0	0	0	0	0	0	0
Iowa State	0/1/1	0.5/5	0.5/5	0	0	0	0
Kansas State	2/2/4	0.5/0	0	0	0	0	0
Arizona	1/0/1	0	0	0	0	0	0
Cincinnati							
Baylor							
UCF							
Texas Tech							
Totals	6/7/13	2.5/13	1.5/12	0	0	0	0

Martin's Defensive Statistics

Year	GP	T/A/TT	TFL	Sacks	INT	PB	FF	FR
2024	8	6/7/13	2.5/13	1.5/12	0	0	0	0
2023	13	15/12/27	5/14	1/7	0	0	0	0
2022	12	17/17/34	8/35	4/27	0	0	1	0
2021	13	5/11/16	0/0	0/0	0	0	0	0
2020	5	0/0/0	0	0	0	0	0	0
Totals	51	43/47/90	15.5/62	6.5/46	0	0	1	0



DL, 6-4, 309, r-Sr.
Penn State
Harrisburg, Pa.

54 FATORMA MULBAH

- Has played in 40 career games with eight starts
- WVU Defensive Champion: Arizona
- Lone tackle at Arizona was a TFL for a loss of a yard
- Finished with four tackles and assisted on a tackle for loss against Kansas State
- Recorded a season-best eight tackles, including four solo stops, against Iowa State
- WVU Blue Collar Award: Oklahoma State
- Posted his first sack of the season at Oklahoma State
- WVU Defensive Champion: Kansas
- Tallied three stops against Kansas
- Added four assisted tackles in the season opener against Penn State
- WVU Blue Collar Award: Albany
- Registered a season-high five tackles, including two solos and one tackle for loss against Pitt

2024 Game-By-Game

Opponent	UT/AT/TT	TFL	Sacks	FF	FR	Int	PBU
Penn St.	0/4/4	0	0	0	0	0	0
Albany	0/0/0	0	0	0	0	0	0
Pitt	0/0/0	0	0	0	0	0	0
Kansas	1/2/3	0	0	0	0	0	0
Oklahoma State	1/1/2	1.0/8	1.0/8	0	0	0	0
Iowa State	4/4/8	0	0	0	0	0	0
Kansas State	3/1/4	0.5/1	0	0	0	0	0
Arizona	1/0/1	1.0/1	0	0	0	0	0
Cincinnati							
Baylor							
UCF							
Texas Tech							
Totals	10/12/22	2.5/10	1.0/8	0	0	0	0

Mulbah's Defensive Statistics

Year	GP	T/A/TT	TFL	Sacks	INT	PB	FF	FR
2024	8	10/12/22	2.5/10	1.0/8	0	0	0	0
2023	13	10/15/25	3/10	0.5/4	0	0	0	0
2022	13	0/0/0	0/0	0/0	0	0	0	0
2021	6	2/2/4	0/0	0/0	0	0	0	0
Totals	40	22/29/51	5.5/20	1.5/12	0	0	0	0



DL, 6-3, 291, r-So.
Collins Hill
Suwanee, Ga.

92 ASANI REDWOOD

- Has played in 22 career games with one start
- Recorded his first sack of the season and finished with three solo tackles against Iowa State
- Tallied three tackles and a TFL against Kansas
- Assisted on a TFL against UAlbany
- Posted a pair of tackles in the season opener against PSU
- Registered three tackles, including 1 1/2 sacks in 2023

2024 Game-By-Game

Opponent	UT/AT/TT	TFL	Sacks	FF	FR	Int	PBU
Penn State	1/1/2	0	0	0	0	0	0
UAlbany	0/1/1	0.5/0	0	0	0	0	0
Pitt	0/0/0	0	0	0	0	0	0
Kansas	1/2/3	1/3	0	0	0	0	0
Oklahoma State	0/0/0	0	0	0	0	0	0
Iowa State	3/0/3	1.0/6	1.0/6	0	0	0	0
Kansas State	0/1/1	0	0	0	0	0	0
Arizona	0/1/1	0	0	0	0	0	0
Cincinnati							
Baylor							
UCF							
Texas Tech							
Totals	5/6/11	2.5/9	1.0/6	0	0	0	0

Redwood's Defensive Statistics

Year	GP	T/A/TT	TFL	Sacks	INT	PB	FF	FR
2024	8	5/6/11	2.5/9	1.0/6	0	0	0	0
2023	11	1/2/3	1.5/13	1.5/13	0	0	0	0
2022	3	2/2/4	0.5/1	0/0	0	0	0	0
Totals	22	8/10/18	4.5/23	2.5/19	0	0	0	0



DL, 6-3, 308, r-Jr.
Dublin Coffman
Dublin, Ohio

99 HAMMOND RUSSELL IV

- Has played in 22 career games
- Added three tackles and a sack at Arizona
- Finished with two tackles against Iowa State
- Lone tackle at Oklahoma State was a sack
- Recorded a pair of stops against Kansas
- Posted his first sack of the season at Pitt
- Tallied one solo stop in the season opener against Penn State
- Finished with 10 tackles and a sack in 2023

2024 Game-By-Game

Opponent	UT/AT/TT	TFL	Sacks	FF	FR	Int	PBU
Penn St.	1/0/1	0	0	0	0	0	0
UAlbany	0/0/0	0	0	0	0	0	0
Pitt	1/1/2	1.0/7	1.0/7	0	0	0	0
Kansas	1/1/2	0	0	0	0	0	0
Oklahoma State	1/0/1	1.0/7	1.0/7	0	0	0	0
Iowa State	1/1/2	0	0	0	0	0	0
Kansas State	1/0/1	0	0	0	0	0	0
Arizona	1/2/3	1.0/5	1.0/5	0	0	0	0
Cincinnati							
Baylor							
UCF							
Texas Tech							
Totals	7/5/12	3/19	3/19	0	0	0	0

Russell's Defensive Statistics

Year	GP	T/A/TT	TFL	Sacks	INT	PB	FF	FR
2024	8	7/5/12	3/19	3/19	0	0	0	0
2023	12	4/6/10	0.5/6	0.5/6	0	0	0	0
2021	2	0/0/0	0	0	0	0	0	0
Totals	22	11/11/22	3.5/25	3.5/25	0	0	0	0



CB, 5-11, 186, Jr.
American Heritage
Fort Lauderdale, Fla.

6 JACOLBY SPELLS

- Has played in 2 career games, including one start
- Assisted a tackle against Kansas State
- Recorded a pair of tackles and pass breakup against KU
- Added a pass breakup against UAlbany

2024 Game-By-Game

Opponent	UT/AT/TT	TFL	Sacks	FF	FR	Int	PBU
Penn State			DNP				
UAlbany	0/0/0	0	0	0	0	0	1
Pitt			DNP				
Kansas	1/1/2	0	0	0	0	0	1
Oklahoma State			DNP				
Iowa State			DNP				
Kansas State	0/1/1	0	0	0	0	0	0
Arizona	0/0/0	0	0	0	0	0	0
Cincinnati							
Baylor							
UCF							
Texas Tech							
Totals	1/2/3	0	0	0	0	0	2

Spells' Defensive Statistics

Year	GP	T/A/TT	TFL	Sacks	INT	PB	FF	FR
2024	4	1/2/3	0	0	0	2	0	0
2023	12	5/3/8	0.5/1	0	0	1	0	0
2022	9	9/4/13	0	0	1/27	0	0	0
Totals	25	15/9/23	0/5.1	0	1/27	3	0	0



S, 6-0, 200, Sr.
Jacksonville State
Monrovia, Liberia

14 KEKOURA TARNUE


- Has played in 39 career games, including 28 starts
- Forced the first fumble of his career and finished with five tackles at Arizona
- Added two tackles and his first pass breakup of the year against Kansas State
- Posted a pair of solo tackles against Iowa State
- Finished with four stops at Oklahoma State
- Recorded three solo stops against UAlbany
- Made his Mountaineer debut and posted four tackles including three solos, in the season opener against Penn State
- Spent two years at Rochester Community and Technical College before playing one season at Jacksonville State and arriving at WVU

2024 Game-By-Game

Opponent	UT/AT/TT	TFL	Sacks	FF	FR	Int	PBU
Penn State	3/1/4	0	0	0	0	0	0
UAlbany	3/0/3	0	0	0	0	0	0
Pitt	0/0/0	0	0	0	0	0	0
Kansas	0/0/0	0	0	0	0	0	0
Oklahoma State	3/1/4	0	0	0	0	0	0
Iowa State	2/0/2	0	0	0	0	0	0
Kansas State	0/2/2	0	0	0	0	0	1
Arizona	3/2/5	0	0	1	0	0	0
Cincinnati							
Baylor							
UCF							
Texas Tech							
Totals	14/6/20	0	0	1	0	0	1

Tarnue's Defensive Statistics

Year	GP	T/A/TT	TFL	Sacks	INT	PB	FF	FR
2024	8	14/6/20	0	0	0	0	1	0
2023	13	47/6/53	2/20	1/12	3/36	7	0	0
2022	10	25/21/46	1/3	0/0	8/50	1	0	3
2021	8	17/5/22	0/0	0/0	3/55	9	0	0
Totals	39	103/38/141	3/23	1/12	14/141	17	1	3



LB, 6-2, 240, r-Fr.
St. Joseph's Prep
Philadelphia, Pa.

40 JOSIAH TROTTER

- Has started all eight games of his career
- Leading tackler in five of eight games this year
- Posted four tackles at Arizona
- Paced the defense with eight tackles and a TFL against Kansas State
- Led the defense for the third straight game with a career-best 12 tackles, including six solos, against Iowa State
- WVU Defensive Champion: Oklahoma State
- Paced the defense with six stops and an interception at Oklahoma State
- Led the defense with 11 tackles, including six solo stops, against KU
- Finished with four stops and an assist on a sack at Pitt
- Posted three tackles and a TFL against UAlbany
- Led the Mountaineer defense with 10 total tackles, including five solos and one pass breakup, in the season opener against Penn State
- Redshirted in 2023 after sustaining a leg injury in spring

2024 Game-By-Game

Opponent	UT/AT/TT	TFL	Sacks	FF	FR	Int	PBU
Penn State	5/5/10	0	0	0	0	0	1
UAlbany	2/1/3	1.0/2	0	0	0	0	0
Pitt	1/3/4	0.5/4	0.5/4	0	0	0	0
Kansas	6/5/11	0	0	0	0	0	0
Oklahoma State	2/4/6	0	0	0	0	1	1
Iowa State	6/6/12	0	0	0	0	0	0
Kansas State	4/4/8	1.0/1	0	0	0	0	0
Arizona	1/3/4	0	0	0	0	0	0
Cincinnati							
Baylor							
UCF							
Texas Tech							
Totals	27/31/58	1.5/5	0.5/4	0	0	1	2

Trotter's Defensive Statistics

Year	GP	T/A/TT	TFL	Sacks	INT	PB	FF	FR
2024	8	27/31/58	1.5/5	0.5/4	1	2	0	0



S, 5-9, 194, r-Sr.
Georgia Southern
Columbia, S.C.

12 ANTHONY WILSON JR.

- Has played in 61 career games, including 20 at WVU, with 57 career starts
- Ranks No. 16 in the Big 12 Conference in average tackles per game (6.6)
- WVU Juice Award: Arizona
- Led the defense at Arizona with eight stops, including five solo tackles
- Recorded six tackles in back-to-back games (Iowa State and Kansas State)
- Finished with four stops at Oklahoma State
- WVU Blue Collar Award: Kansas
- Added seven stops and a pass breakup against Kansas
- Posted seven tackles, including three solos, at Pitt
- Led the defense with six tackles and a pass breakup against UAlbany
- Finished with nine tackles in the season opener against Penn State
- Second-leading tackler in 2023 with 80 tackles (54 solo), 1 1/2 tackles for loss, an interception and five pass breakups

2024 Game-By-Game

Opponent	UT/AT/TT	TFL	Sacks	FF	FR	Int	PBU
Penn State	3/6/9	0	0	0	0	0	0
UAlbany	2/4/6	0	0	0	0	0	1
Pitt	3/4/7	0	0	0	0	0	0
Kansas	3/4/7	0	0	0	0	0	1
Oklahoma State	1/3/4	0	0	0	0	0	0
Iowa State	2/4/6	0	0	0	0	0	0
Kansas State	3/3/6	0	0	0	0	0	0
Arizona	5/3/8	0	0	0	0	0	0
Cincinnati							
Baylor							
UCF							
Texas Tech							
Totals	22/31/53	0	0	0	0	0	2

Wilson's Defensive Statistics

Year	GP	T/A/TT	TFL	Sacks	INT	PB	FF	FR
2024	8	22/31/53	0	0	0	2	0	0
2023	13	54/26/80	1.5/3	0/0	1	5	0	0
2022	13	60/40/100	3.5/8	1.5/4	1	6	1	1
2021	12	43/35/78	4.5/17	1/9	0	9	1	0
2020	12	42/35/67	2.5/8	0.5/3	1	8	0	0
2019	3	0/0/0	0/0	0/0	0	0	0	0
Totals	61	221/167/378	12/36	3/16	3	30	2	1



PR, 5-10, 190, r-Jr.
Morgantown
Morgantown, W.Va.

29 PRESTON
FOX


- Has played in 36 career games, including eight starts
- Ranks No. 9 in the Big 12 Conference in average punt return yard average
- Totaled 77 yards on three returns against Kansas State, including a season-long 30-yard return
- Posted a pair of returns for 16 yards at Pitt
- Tallied two punt returns against UAlbany, totaling 16 yards
- 2024 Iron Mountaineer Award
- 2023 All-Big 12 Honorable Mention (KR/PR) (Coaches)
- Finished 2023 No. 28 nationally in punt returns, averaging 8.1 yards per return

2024 Game-By-Game Punt Returns

Opponent	No.	Yards	Avg.	TDs	Long
Penn State	0	0	0	0	0
UAlbany	2	16	8.0	0	14
Pitt	2	16	8.0	0	13
Kansas	0	0	0	0	0
Oklahoma State	2	6	3.0	0	6
Iowa State	0	0	0	0	0
Kansas State	3	77	25.7	0	30
Arizona	1	0	0	0	0
Cincinnati					
Baylor					
UCF					
Texas Tech					
Totals	10	115	12.8	0	30

Fox's Punt Return Statistics

Year	Games	No.	Yards	Avg.	TD	Long
2024	8	10	115	8.0	0	14
2023	12	18	145	8.1	0	20
2022	12	7	51	7.3	0	27
2021	4	0	0	0	0	0
Totals	36	35	311	9.1	0	27



K, 5-9, 186, r-Sr.
Georgia State
Florence, S.C.

22 MICHAEL
HAYES II

- Has played in 49 career games, including 21 at WVU
- Ranks No. 18 nationally in field goal percentage
- Ranks No. 10 in the Big 12 Conference in average fields made per game (1.13)
- Hit a new season best 45-yard field goal and went 4-for-4 on PATs at Arizona
- Tied his season long with a 44-yard field goal against KSU
- Scored from 43-yards out and hit one PAT against ISU
- Connected on a 39-yard field goal and five extra-point attempts at Oklahoma State
- WVU Special Teams Champion: Kansas
- Hit a field goal from 40 yards out against Kansas, while also going 3-for-3 on PATs
- Went 2-for-2 on field goals and added four PATs at Pitt
- Added seven PATs against UAlbany
- Connected on two field goals from 38 and 39 yards in the season opener against Penn State

2024 Game-By-Game

Opponent	FGM/FGA	Pct.	Long	XP/XPA	Pts
Penn State	2/2	100	39	0/0	6
UAlbany	0/0	0	0	6/6	6
Pitt	2/2	100	44	4/4	10
Kansas	1/1	100	40	3/3	6
Oklahoma State	1/1	100	39	5/5	8
Iowa State	1/2	50	43	1/1	4
Kansas State	1/1	100	44	1/1	4
Arizona	1/1	100	45	4/4	7
Cincinnati					
Baylor					
UCF					
Texas Tech					
Totals	9/10	90	45	24/24	51

2024 Field Goal Sequence

Penn State	(38), (39)
UAlbany	-
Pitt	(44), (23)
Kansas	(40)
Oklahoma State	(39)
Iowa State	36, (43)
Kansas State	(44)
Arizona	(45)
Cincinnati	
Baylor	
UCF	
Texas Tech	
Made FGs in (x)	

Hayes' Field Goal Statistics

Year	FG/A	Pct.	1/29	30/39	40/49	50+	LG
2024	9/10	.900	1/1	3/4	4/4	0/0	45
2023	17/21	.810	7/7	5/5	5/6	0/3	49
2022	11/14	.786	3/3	2/4	5/6	1/1	51
2021	0/0	0	0/0	0/0	0/0	0/0	0
2020	1/1	1.000	1/1	0/0	0/0	0/0	23
Totals	38/46	.826	12/12	10/13	15/17	1/4	51

Hayes' Kickoff Statistics

Year	Kickoffs	Yards	Avg.	TB
2024	44	2,643	60.1	12
2023	73	4,491	61.5	20
2022	69	4,433	64.2	47
2021	45	2,859	63.5	15
2020	14	641	45.8	1
Totals	245	15,064	61.5	95



KOR, 6-1, 194, So.
North Florida Christian
Tallahassee, Fla.

7 TRAYLON
RAY

- Has appeared in all eight games this season
- Returned one kickoff against Iowa State, season-long return that went for 33 yards
- Lone return against Kansas went for 15 yards
- Posted one kickoff return for 18 yards at Pitt
- Tallied three returns for 28 yards against UAlbany
- Made his kickoff return debut against Penn State

2024 Game-By-Game Kickoff Returns

Opponent	No.	Yards	Avg.	TDs	Long
Penn State	2	35	17.5	0	20
UAlbany	3	38	12.7	0	28
Pitt	1	18	18.0	0	18
Kansas	1	15	15.0	0	15
Oklahoma State	0	0	0	0	0
Iowa State	1	33	33.0	0	33
Kansas State	0	0	0	0	0
Arizona	0	0	0	0	0
Cincinnati					
Baylor					
UCF					
Texas Tech					
Totals	8	139	17.4	0	33

Ray's Kickoff Returning Statistics

Year	Games	No.	Yards	Avg.	TD	Long
2024	8	8	139	17.4	0	33



P, 6-2, 209, Jr.
Mentone Grammar School
Melbourne, Australia

41

OLIVER STRAW

- Has played in 30 career games
- Tallied three punts for a total of 138 yards at Arizona
- Punted the ball two times against Kansas State, totaling 99 yards with a long of 54
- Recorded four punts for 154 yards against Kansas, placing a pair inside the 20
- Finished with three punts for 135 yards, including a season-long 57 yarder, at Pitt
- Added just one punt for 46 yards against UAlbany
- Punted four times for 176 total yards, averaging 44 yards per punt in the season opener against Penn State
- 2023 All-Big 12 Honorable Mention (Coaches)
- Placed 19 punts inside the opponent's 20-yard line, allowing only two touchbacks

2024 Game-By-Game

Opponent	Punts	Yds.	Avg.	Lg.	TB	FC	50+	I-20
Penn State	4	176	44.0	46	0	4	0	2
UAlbany	1	46	46.0	46	0	1	0	1
Pitt	3	135	45.0	57	0	0	1	1
Kansas	4	154	38.5	41	0	0	0	2
Oklahoma State	0	0	0	0	0	0	0	0
Iowa State	2	90	45.0	46	0	2	0	2
Kansas State	2	99	49.5	54	0	0	1	0
Arizona	3	138	46.0	47	0	0	0	1
Cincinnati								
Baylor								
UCF								
Texas Tech								
Totals	19	838	44.1	57	0	7	2	9

Straw's Punting Statistics

Year	Punts	Yards	Avg.	Long	TB	FC	50+	I-20
2024	19	838	44.1	57	0	7	2	9
2023	43	1,853	43.1	61	2	21	8	19
2022	48	2,029	42.3	63	2	24	7	17
Totals	111	4,720	42.5	63	4	52	18	36

MORGANTOWN, W.Va. (Aug. 31, 2024) -

No. 8/9 Penn State came to Morgantown for the first time in 32 years and left with a 34-12 victory over West Virginia.

One of WVU's most anticipated home openers in years saw a FOX national broadcast as well as the network's Big Noon Kickoff Show in town to start the season. A sellout crowd of 62,084 was treated to a competitive first half before a two hour and 19 minute rain and lightning delay to start the third quarter dampened the festivities.

After a scoreless first quarter, Penn State started the scoring at the 14:53 mark of the second, when quarterback Drew Allar connected on a 50-yard touchdown pass to receiver Harrison Wallace. The Nittany Lions opted to go for two, but the conversion failed, putting the score at 6-0.

The visitors went to the air again at the 9:46 mark as Allar connected with Kaytron Allen for a 20-yard touchdown reception and a 13-0 advantage.

West Virginia got on the scoreboard later in the second quarter, when kicker Michael Hayes II scored WVU's first points of the season on a 38-yard field goal. Hayes II lit the scoreboard again with just 37 seconds left before halftime as his 39-yard field goal closed the home team's deficit to 13-6.

However, the final 32 seconds of the second quarter proved to be a killer for the Mountaineers. The Nittany Lions marched 73 yards in three plays, highlighted by a 55-yard completion, before Allar's 18-yard touchdown pass to Wallace gave the visitors a 20-6 edge at the break.

Not all the fans returned for the third quarter after the lightning delay, and Penn State essentially put the game away on its first drive of the second half. Receiving the ball first, the Nittany Lions drove 78 yards in nine plays as Nicholas Singleton's 40-yard scoring run gave Penn State a 27-6 advantage for the only score in the quarter.

West Virginia's lone score in the second half came at the 12:49 mark of the fourth, when running back CJ Donaldson Jr., scored from 1-yard out to end a 10-play, 70-yard drive. When WVU's two-point conversion failed, the visitors led 27-12.

Penn State put an insurance score on the board with 9:00 left in the game. Backup quarterback Beau Pribula connected with tight end Tyler Warren for a 19-yard touchdown catch, giving the Nittany Lions four touchdown receptions in the game.

One last scoring chance for West Virginia ended at the 2:37 mark, when backup quarterback Nicco Marchiol was intercepted at the Penn State 30-yard line.

Allar passed for 216 yards and three scores to lead the Nittany Lion attack. Wallace hauled in 117 yards receiving and two scores, while Singleton rushed for 114 yards and one touchdown. The Penn State defense was led by Kevin Winston with 12 tackles.

West Virginia received 161 yards passing from Garrett Greene. Aside from the two field goals from Hayes, Josiah Trotter led the defense with 10 stops.

The Mountaineers turned in 85 yards rushing and 161 passing for 246 yards of total offense. Penn State was solid with 222 yards on the ground and 235 passing for 457 yards of offense.

The loss marks the fourth year in a row that West Virginia has dropped its season opener and second year in a row to Penn State.

GAME NO. 1: NO. 8/9 PENN STATE 34, WEST VIRGINIA 12



ANTHONY WILSON JR.

Scoring and Statistical Summary

	1	2	3	4	F
Penn State.....	0	20	7	7	34
West Virginia	0	6	0	6	12

2nd	PSU - Harrison Wallace 50 pass from Drew Allar (Beau Pribula 2-point pass failed)
	PSU - Kaytron Allen 20 pass from Allar (Sander Sahaydak kick)
	WVU - Michael Hayes II 38 FG
	WVU - Hayes II 39 FG
	PSU - Wallace 18 pass from Allar (Sahaydak kick)
3rd	PSU - Nicholas Singleton 40 rush (Sahaydek kick)
4th	WVU - CJ Donaldson Jr. 1 rush (Garrett Greene 2-point pass failed)
	PSU - Tyler Warren 19 pass from Pribula (Sahaydak kick)

	PSU	WVU
First Downs	21	19
Rushes/Yards	42/222	37/85
Passing Yardage	235	161
Passes	12/18/0	15/29/1
Punts	4/176/44.0	4/176/44.0
Fumbles/Lost	1/1	4/2
Return Yardage	62	35
Penalties/Yards	8/60	1/5
Time of Possession	30:25	29:35

WVU RUSHING: Donaldson Jr. 12-42, White 8-33; WVU PASSING: Greene 15-28-0-161; WVU RECEIVING: Ray 4-37; WVU TACKLES (TFL/QS): Trotter 10, Wilson 9; WVU INTERCEPTIONS: None.

PSU RUSHING: Singleton 13-114; PSU PASSING: Allar 11-17-0-216; PSU RECEIVING: Wallace 5-117, PSU TACKLES (TFL/QS): Winston 12, Reed 9; PSU INTERCEPTIONS: Washington.

Attendance - 62,084

MORGANTOWN, W.Va. (Sept. 7, 2024) - West Virginia secured its first victory of the 2024 season with a convincing 49-14 win over UAlbany at Milan Puskar Stadium.

A strong ground game, mixed with a solid passing attack, paced the Mountaineer offense, which turned in two 100-yard rushers against the Great Danes.

CJ Donaldson Jr. led the way with 125 yards on 14 carries for an 8.9 yards per carry average and one touchdown. Teammate Jahiem White followed with 100 yards rushing on 10 carries for a 10.0 per carry average and one score.

It was White who got the scoring started for the Mountaineers with 9:34 remaining in the opening quarter. His 14-yard run was his first score of the season and gave WVU a 7-0 lead.

The margin was extended with 5:41 left in the quarter, when quarterback Garrett Greene connected with receiver Justin Robinson for a 12-yard scoring play.

Greene's second touchdown pass came early in the second quarter on a 39-yard connection to tight end Kole Taylor.

Trailing 21-0, UAlbany found its rhythm and quickly closed the gap with two straight scores. Quarterback Myles Burkett led an 87-yard drive that ended with Griffin Woodell's 7-yard run. Next, it was Burkett's 33-yard touchdown pass to Jacari Carter that pulled the Great Danes within 21-14 with 1:54 left in the first half.

However, West Virginia did not settle for running out the first-half clock and scored one more time before intermission on the dynamic legs of Greene, who scampered 40 yards for the score and a 14-point lead for the home team.

UAlbany received the first possession of the third quarter and drove 84 yards to the WVU 1-yard line, but the Mountaineer defense held on four plays to change the complexion of the game.

The Mountaineers went on to score twice in the quarter and once more in the fourth for 21 second-half points and 28 unanswered when you account for Greene's late score before the half.

After the defense held, the offense took over at the 1-yard line, and Greene marched the unit 99 yards for the first time since 2020, hitting Hudson Clement for a 10-yard touchdown reception and a 35-14 lead.

West Virginia took advantage of a 44-yard completion to receiver Jaden Bray to set up a 2-yard run from Donaldson, giving the Mountaineers a 42-14 lead heading to the fourth.

The scoring ended with 7:16 remaining, when backup quarterback Nicco Marchiol led a five-play, 87-yard drive, which he capped with a 12-yard touchdown run.

Aside from the two running backs, West Virginia got good offensive numbers from Greene who finished with 236 yards passing and accounted for four scores.

Burkett topped the Great Dane offense with 306 yards passing, while Seven McGee had four catches for 90 yards. Defensively, Dontae Lunan, Thomas Joe-Kamara and Ron Holmes combined for 31 of 59 tackles made by the unit.

West Virginia finished with 305 rushing yards and 248 passing for 553 offensive yards. UAlbany had 68 yards on the ground and 306 through the air for 374 total yards.

The win improved WVU to 22-0 vs. FCS teams.

GAME 2: WEST VIRGINIAS 49, UALBANY 14



CJ DONALDSON JR.

BEN CUTTER

Scoring and Statistical Summary

	1	2	3	4	F
UAlbany	0	14	0	0	14
West Virginia	14	14	14	7	49

1st	WVU - Jahiem White 14 rush (Michael Hayes II kick)
	WVU - Justin Robinson 12 pass from Garrett Greene (Hayes II kick)
2nd	WVU - Kole Taylor 39 pass from Greene (Hayes kick)
	UA - Griffin Woodell 7 rush (John Opalko kick)
	UA - Jacari Carter 33 pass from Myles Burkett (Opalko kick)
2nd	WVU - Greene 40 rush (Hayes II kick)
3rd	WVU - Hudson Clement 10 pass from Greene (Hayes II kick)
3rd	WVU - CJ Donaldson Jr. 2 rush (Hayes II kick)
4th	WVU - Nicco Marchiol 12 rush (Kocan kick)

	UA	WVU
First Downs	21	31
Rushes/Yards	35/68	32/305
Passing Yardage	306	248
Passes	18/39/0	20/26/0
Punts	4/168/42.0	1/46/46.0
Fumbles/Lost	2/0	2/1
Return Yardage	79	54
Penalties/Yards	7/62	5/44
Time of Possession	35:18	24:42

WVU RUSHING: Donaldson Jr. 14-125, White 10-100; Greene 7-68; WVU PASSING: Greene 17-23-0-236; WVU RECEIVING: Clement 4-39, Taylor 2-47; WVU TACKLES (TFL/QS): Wilson 6, Cutter 5, Lathan 5 (1/0); WVU INTERCEPTIONS: None.

UA RUSHING: Uga 9-57; UA PASSING: Burkett 18-39-0-306; UA RECEIVING: McGee 4-90; UA TACKLES (TFL/QS): Lunan 11, Joe-Kamara 10, Holmes 10; UA INTERCEPTIONS: None.

Attendance - 50,073

PITTSBURGH, Pa. (Sept. 14, 2024) - Pitt erased a 10-point deficit in the final 4:54 to defeat West Virginia, 38-34, in the 107th renewal of the "Backyard Brawl."

The game lived up to its reputation as one of college football's best and fiercest rivalries as 66,087 fans at Acrisure Stadium were entertained in the back-and-forth affair with momentum changes throughout the game.

West Virginia struck first on its second possession as running back CJ Donaldson Jr., took a swing pass from quarterback Garrett Greene 10 yards for the score and a 7-0 lead.

Before the end of the first quarter, it was Pitt who had the lead behind a 31-yard Ben Sauls field goal and a 9-yard pass from quarterback Eli Holstein to Desmond Reid.

The Mountaineers opened the second quarter with a 75-yard drive and regained the lead on tailback Jahiem White's 5-yard run. White's run put the visitors on top 14-10 with 11:45 remaining in the first half.

Later in the second quarter, Holstein drove the Panthers 65 yards and found Reid again for a 19-yard touchdown pass and a 17-14 lead.

Just before halftime, the Mountaineers got a 44-yard field goal from Michael Hayes II to tie the contest at 17-17 at intermission.

Not only was the game tied, but the first half saw four lead changes, and the Panthers held a 222-194 advantage in total offense.

Pitt grabbed the momentum at the 8:27 mark of the third quarter by blocking an Oliver Straw punt and returning it 24 yards for a touchdown and a 24-17 advantage.

However, West Virginia quickly answered just 3:28 later with an 81-yard drive that saw Donaldson Jr. rush in from 4 yards out. The big play in the drive was a 44-yard completion from Greene to receiver Jaden Bray.

Just like halftime, the two rivals again were tied after three quarters, but West Virginia scored the first 10 points of the fourth for a 34-24 lead with only 4:54 remaining.

Hayes II kicked his second field goal of the game, as it was good from 23 yards. The Mountaineers marched 68 yards on their next possession and Greene finished it with a 28-yard touchdown pass to Justin Robinson.

As both teams did throughout the game, Pitt flipped the momentum one last time, and it carried the Panthers to victory. Holstein turned in a 23-yard run and then hit Daejon Reynolds for a 40-yard touchdown bomb to close the deficit to three.

After holding the Mountaineers to a three-and-out, the Panthers embarked on a 77-yard scoring drive in just 1:27 to win the game. The final points came from a Derrick Davis 1-yard rush to complete the comeback.

Greene finished with 49 yards rushing and 210 passing while throwing for two scores. Donaldson was strong with 79 yards rushing and scored a rushing and receiving touchdown.

Pitt got 301 yards passing and three touchdowns from Holstein, who also led the Panthers in rushing with 59 yards. Donovan McMillon, Kyle Louis and Rasheem Biles dominated the Pitt defense as the trio combined for 38 tackles.

Final numbers again showed how even the game was with WVU coming in at 398 total yards to Pitt's 379.

GAME NO. 3: PITT 38, WEST VIRGINIA 34



CJ DONALDSON JR.

JOSIAH TROTTER

Scoring and Statistical Summary

	1	2	3	4	F
West Virginia	7	10	7	10	34
Pitt	10	7	7	14	38

- 1st** WVU - CJ Donaldson Jr. 10 pass from Garrett Greene (Michael Hayes II kick)
PITT - Ben Sauls 31 FG
PITT - Desmond Reid 9 pass from Eli Holstein (Sauls kick)
- 2nd** WVU - Jahiem White 5 rush (Hayes II kick)
PITT - Reid 19 pass from Holstein (Sauls kick)
WVU - Hayes II 44 FG
- 3rd** PITT - Brandon George 24 blocked punt return (Sauls kick)
WVU - Donaldson Jr. 4 rush (Hayes II kick)
- 4th** WVU - Hayes II 23 FG
WVU - Justin Robinson 28 pass from Greene (Hayes II kick)
PITT - Daejon Reynolds 40 pass from Holstein (Sauls kick)
PITT - Derrick Davis 1 rush (Sauls kick)

	WVU	PITT
First Downs	22	24
Rushes/Yards	45/188	29/78
Passing Yardage	210	301
Passes	16/30/2	21/30/0
Punts	4/135/33.8	4/172/43.0
Fumbles/Lost	1/0	0/0
Return Yardage	34	72
Penalties/Yards	7/67	12/112
Time of Possession	36:17	23:43

WVU RUSHING: Donaldson Jr. 19-79; WVU PASSING: Greene 16-30-2-210; WVU RECEIVING: Taylor 4-43; WVU TACKLES (TFL/QS): Garnes 8, Wilson 7; WVU INTERCEPTIONS: None.

PITT RUSHING: Holstein 14-59; PITT PASSING: Holstein 21-30-0-301; PITT RECEIVING: Mumpfield 6-76, Johnson 5-79; PITT TACKLES (TFL/QS): McMillon 13, Louis 13 (1/0), Biles 12 (2/0); PITT INTERCEPTIONS: Louis, Brookins.

Attendance - 66,087

MORGANTOWN, W.Va. (Sept. 21, 2024) - West Virginia erased an 11-point deficit in the final 5:39 to rally and defeat Kansas, 32-28, at Milan Puskar Stadium.

Quarterback Garrett Greene was a warrior in the final two drives of the fourth quarter and willed the Mountaineers to victory. Taking a beating while delivering big plays, Greene finished with 87 yards rushing and 295 passing, while accounting for three touchdowns in the victory.

West Virginia's first scoring drive saw Greene connect with receiver Hudson Clement for receptions of 38 and 39 yards, which set up running back Jahiem White's 1-yard run for a 7-0 lead.

The Jayhawks tied the game at 7-7 in the second quarter, when running back Devin Neal scored on an 11-yard scamper. The drive covered 83 yards in 13 plays and used 6:16 off the clock.

The Mountaineers started a drive with 1:42 left in the half and regained the lead when Greene rushed in from 5 yards out for a 14-7 advantage.

Kansas went on a 14-3 run to start the third quarter and took a 21-17 advantage into the fourth.

The Jayhawks got touchdowns from a Jalon Daniels 7-yard pass to receiver Luke Grimm and a Daniel Hishaw 11-yard run. Both drives covered 75 yards, while the Mountaineers countered with a 40-yard field goal from kicker Michael Hayes III.

After a one hour and 58 minute lightning delay, Kansas continued its second-half domination in the fourth when Grimm took an end around 32 yards for a touchdown with 5:39 left to play. With Grimm's score, the Jayhawks had outscored the Mountaineers 21-3 in the second half before Greene stepped in to take control.

Using a two-minute offense, Greene marched the Mountaineers 75 yards in 2:12, hitting tight end Kole Taylor for an 8-yard touchdown reception. In the scoring drive, Greene completed passes of 16 and 26 yards, and after a successful two-point conversion, WVU trailed 28-25 with 3:23 remaining.

Desperately needing a stop, the Mountaineers forced a punt, giving the ball back to the offense at its own 33-yard with 2:22 left.

A 10-yard run and a 13-yard run by Greene to go along with an 11-yard pass completion set up Greene's 15-yard touchdown pass to Rodney Gallagher III to complete the comeback. It was the first touchdown of Gallagher's Mountaineer career, and the West Virginia defense forced a Kansas fumble in the closing seconds to preserve WVU's first Big 12 victory of the season.

Aside from Greene's big numbers, Clement hauled in seven catches for 150 yards, including an impressive 47 yards after the catch. Defensively, Josiah Trotter and Trey Lathan combined for 21 tackles, but it was Tyrin Bradley Jr.'s numbers that earned him Big 12 Defensive Player of the Week honors. His seven tackles, sack, interception, forced fumble and fumble recovery topped all defensive performers.

Kansas got 110 rushing yards from Neal, 184 passing from Daniels and 130 all-purpose yards from Grimm to lead the visitors.

Final numbers showed that West Virginia dominated the passing game and Kansas took honors in the running game. WVU collected 148 yards rushing and 295 passing for 443 total yards. Kansas rushed for 247 and passed for 184 to total 431 yards of offense.

With the win, WVU now leads the all-time series with Kansas by a 11-2 count.

GAME NO. 4: WEST VIRGINIA 32, KANSAS 28



TJ JACKSON II

RODNEY GALLAGHER III

Scoring and Statistical Summary

	1	2	3	4	F
Kansas	0	7	14	7	28
West Virginia	7	7	3	15	32

- 1st WVU - Jahiem White 1 rush (Michael Hayes II kick)
- 2nd KAN - Devin Neal 11 rush (Tabor Allen kick)
- WVU - Garrett Green 5 rush (Hayes II kick)
- 3rd KAN - Luke Grimm 7 pass from Jalon Daniels (Allen kick)
- WVU - Hayes II FG
- KAN - Daniel Hishaw 11 rush (Allen kick)
- 4th KAN - Grimm 32 rush (Allen kick)
- WVU - Kole Taylor 8 pass from Greene (Taylor pass from Traylon Ray)
- WVU - Rodney Gallagher III 15 pass from Green (Hayes II kick)

	KAN	WVU
First Downs	25	23
Rushes/Yards	47/247	33/148
Passing Yardage	184	295
Passes	15/25/1	15/30/2
Punts	5/22/44.2	4/15/38.5
Fumbles/Lost	1/1	1/0
Return Yardage	36	49
Penalties/Yards	5/42	3/20
Time of Possession	36:47	23:13

WVU RUSHING: Greene 17-87; WVU PASSING: Greene 15-30-2-295; WVU RECEIVING: Clement 7-150, Ray 2-70; WVU TACKLES (TFL/QS): Trotter 11, Lathan 10 (1/0); WVU INTERCEPTIONS: Lathan.

KAN RUSHING: Neal 27-110, Hishaw 9-72; KAN PASSING: Daniels 15-25-1-184; KAN RECEIVING: Grimm 6-75; KAN TACKLES (TFL/QS): Burroughs 6, Dye 6, Grant 6; KAN INTERCEPTIONS: Dotson, Bryant.

Attendance - 52,428

Game delayed 1 hour, 58 minutes due to lightening and rain

STILLWATER, OKLA. - (Oct. 5, 2024) - West Virginia used an explosive first half and a dominant rushing attack to upset Oklahoma State on the road in Stillwater by a 38-14 count.

It marked the second straight victory for Neal Brown's team at Boone Pickens Stadium and the win lifted West Virginia to 3-2 overall and 2-0 in the Big 12 Conference.

The Mountaineers rushed for 259 yards in the first half and exploded for 31 points, including 21 in the second quarter to defeat the Cowboys.

Running back Jahiem White led the ground game with 158 yards on 19 carries for an 8.3 average. White added a touchdown to his numbers and collected a long run of 26 yards in the effort.

West Virginia jumped out to a 10-0 lead in the first quarter, taking the game's opening possession 55 yards and getting a 39-yard field goal from kicker Michael Hayes II. The drive took 5:40 off the clock, which set the tone for the game as WVU dominated the time of possession.

On the next drive, filling in on the play for the injured Garrett Greene, backup quarterback Nicco Marchiol converted with Traylon Ray for a 10-yard scoring strike in the final minute for a 10-0 advantage.

Greene returned in the second quarter and led his offense to three scoring drives. The first came at the 11:16 mark on White's 10-yard rush, ending a 63-yard drive.

The WVU quarterback called his own number later in the quarter and scampered to a 15-yard touchdown run to cap an 87-yard drive.

Oklahoma State ended the 24-point WVU run at the 1:54 mark of the second quarter when quarterback Alan Bowman connected with Rashod Owens for an 8-yard scoring toss.

However, the Cowboys left Greene with 1:54 before halftime, and the senior quarterback made the most of the two-minute offense. Greene marched the Mountaineers 75 yards in 1:26, and the nine-play drive resulted in a 15-yard touchdown run by CJ Donaldson Jr., for a 31-7 WVU advantage.

OSU was held to 115 yards of total offense in the first half, while the visitors racked up 345 total yards.

The Mountaineers were in no hurry on offense in the second half and mainly focused on controlling the clock. Both teams had chances in the third, but the quarter went scoreless.

West Virginia busted through for its only points in the second half with 9:01 remaining. Donaldson scored his second touchdown in the game as he ended a 5:02 drive with a 1-yard run.

The Cowboys added a second-half score at the 8:30 mark of the fourth quarter, when backup quarterback Garret Rangel found receiver De'Zhaun Stribling for a 43-yard aerial scoring play to put the final score at 38-14.

West Virginia won the time of possession battle by a 42:40 to 17:14 count and basically kept the ball away from OSU star running back Ollie Gordon, who finished with just 50 yards rushing.

Adding to White's impressive rushing numbers for WVU, Greene played through injury to total 86 yards on the ground and 159 passing, while Donaldson added 77 yards rushing to go with his two touchdowns.

Final numbers saw West Virginia with a stout 389 yards rushing and 169 passing for 558 yards of offense in the dominating performance. Oklahoma State finished with 36 yards rushing and 191 passing for 227 total yards.

GAME NO. 5: WEST VIRGINIA 38, OKLAHOMA STATE 14



JOSIAH TROTTER

Scoring and Statistical Summary

	1	2	3	4	F
West Virginia	10	21	0	7	38
Oklahoma State.....	0	7	0	7	14

- 1st WVU - Michael Hayes II 39 FG
WVU - Traylon Ray 10 pass from Nicco Marchiol (Hayes kick)
- 2nd WVU - Jahiem White 10 rush (Hayes kick)
WVU - Garrett Greene 15 rush (Hayes kick)
OSU - Rashod Owens 8 pass from Alan Bowman (Logan Ward kick)
WVU - CJ Donaldson Jr. 15 rush (Hayes kick)
- 4th WVU - Donaldson 1 rush (Hayes kick)
OSU - De'Zhaun Stribling 43 pass from Garret Rangel (Ward kick)

	WVU	OSU
First Downs	31	11
Rushes/Yards	65/389	21/36
Passing Yardage	169	191
Passes	10/16/0	14/24/2
Punts	0/0/0.0	4/172/43.0
Fumbles/Lost	0/0	0/0
Return Yardage	12	110
Penalties/Yards	2/5	3/30
Time of Possession	42:40	17:14

WVU RUSHING: White 19-158, Greene 10-86, Donaldson 20-77; WVU PASSING: Greene 9-15-0-159; WVU RECEIVING: Clement 3-64; WVU TACKLES (TFL/QS): Trotter 6, French 5 (1/0), Bradley 5 (1/0); WVU INTERCEPTIONS: Joseph, Trotter.

OSU RUSHING: Gordon 13-50; OSU PASSING: Bowman 10-19-2-116; OSU RECEIVING: Lofton 3-73; OSU TACKLES (TFL/QS): Roberson 12 (2/1); OSU INTERCEPTIONS: None.

Attendance - 52,202

MORGANTOWN, W.Va. (Oct. 12, 2024) - The No. 11/13 Iowa State Cyclones stormed into Milan Puskar Stadium and earned a 28-16 victory over West Virginia in front of 55,202 fans and a FOX national audience.

The win spoiled the debut of West Virginia's black coal rush uniforms in which the Mountaineers honored the rich tradition of the coal mining industry in the state. Home fans were encouraged to wear black to match their team, but it was the white-clad uniforms of the visitors who rode out of town with the victory.

Things started well for West Virginia as the Mountaineers took the game's first possession 75 yards in 14 plays. After taking 7:42 off the clock, tailback Jahiem White's 8-yard run gave the home team a 7-0 lead.

Following a missed ISU field goal, the Mountaineers would get offensive again with a drive early in the second quarter, but kicker Michael Hayes II missed a 36-yard field goal, which seemed to open the door for the Cyclones. ISU promptly tied the game when quarterback Rocco Becht hit receiver Jaylin Noel for a 60-yard touchdown strike.

Iowa State broke the tie on its next possession with a 17-play, 91-yard drive that took 8:08 off the clock. Running back Carson Hansen bolted in from 11-yards out for a 14-7 lead.

Just before halftime, the Mountaineers closed their deficit when Hayes atoned for his earlier miss with a 43-yard field goal, putting the score at 14-10 in favor of the visitors.

Third-quarter action proved to be a defensive battle as neither team could score. West Virginia did march to the Iowa State 29-yard line, but a Garrett Greene interception ended the drive and seemed to be all the spark Iowa State needed.

Becht took advantage of the miscue by leading his offense on a 65-yard drive, which ended with a Hansen 3-yard run for a 21-10 ISU advantage.

A second interception gave the ball back to the Cyclones, who capitalized again off the WVU turnover. The third rushing touchdown of the night for Hansen gave the Cyclones a commanding 28-10 lead with 4:35 left to play.

Greene was not done though and connected on passes of 18, 21, 10 and 8 yards. His 10-yard throw to White gave the Mountaineers their second touchdown in the game.

After a failed two-point conversion, WVU trailed 28-16 and when its inside kick attempt failed, the Cyclones finished the game by running out the clock and capturing the big road victory.

West Virginia actually outrushed Iowa State as Greene collected 87 yards to go with his 206 passing. Josiah Trotter again topped the Mountaineer defensive effort with 12 total tackles.

Iowa State got 265 yards passing on 18-of-26 attempts from Becht. To go with his three touchdown runs, Hansen finished with 96 yards rushing. Jayden Higgins topped all receivers as he caught six Becht passes for 102 yards. The Cyclone defense was led by safety Malik Verdon with 10 tackles.

Final numbers showed West Virginia with 148 yards rushing and 206 passing for 354 yards of total offense. Iowa State came in at 129 yards on the ground and 265 from the arm of Becht for 394 total yards.

Aside from honoring the coal miners of the state, WVU officially inducted former tight end great and All-Big East performer Anthony Becht into the WVU Sports Hall of Fame at the end of the first quarter.

GAME NO. 6: No. 11/13 IOWA STATE 28, WEST VIRGINIA 16



JAHIEM WHITE

JOSIAH TROTTER

Scoring and Statistical Summary

	1	2	3	4	F
Iowa State	0	14	0	14	28
West Virginia	7	3	0	6	16

- 1st WVU - Jahiem White 8 rush (Michael Hayes II kick)
- 2nd ISU - Jaylin Noel 60 pass from Rocco Becht (Kyle Konrardy kick)
- ISU - Carson Hansen 11 rush (Konrardy kick)
- WVU - Hayes 43 FG
- 4th ISU - Hansen 4 rush (Konrardy kick)
- ISU - Hansen 2 rush (Konrardy kick)
- WVU - White 10 pass from Garrett Greene (Taylor pass from Greene failed)

	ISU	WVU
First Downs	24	23
Rushes/Yards	45/129	32/148
Passing Yardage	265	206
Passes	18/26/0	18/32/2
Punts	2/77/38.5	2/90/45.0
Fumbles/Lost	0/0	1/0
Return Yardage	42	33
Penalties/Yards	1/10	7/47
Time of Possession	33:03	26:57

WVU RUSHING: Greene 10-87; WVU PASSING: Greene 18-32-2-206; WVU RECEIVING: Taylor 5-55, Clement 5-39; WVU TACKLES (TFL/QS): Trotter 12; WVU INTERCEPTIONS: None.

ISU RUSHING: Hansen 20-96; ISU PASSING: Becht 18-26-0-265; ISU RECEIVING: Higgins 6-102, Noel 5-77; ISU TACKLES (TFL/QS): Verdon 10; ISU INTERCEPTIONS: Williams, Patton.

Attendance - 55,202

MORGANTOWN, W.Va. (Oct. 19, 2024) -

Kansas State used a 28-point second half to blow open a close game and defeat West Virginia, 45-18, at Milan Puskar Stadium in front of 54,327 fans and a FOX national television audience.

The two teams turned in a competitive first half as only a four-down stop by the Wildcats inside their 10-yard line kept the game from being tied at the half.

Midway through the first quarter, the two teams traded 44-yard field goals for a 3-3 tie. Kansas State's Chris Tennant ended a 37-yard drive, while West Virginia's Michael Hayes II's three-pointer capped a 49-yard drive.

Just before the end of the quarter, Kansas State grabbed a lead they would never relinquish. Quarterback Avery Johnson connected with receiver Jadon Jackson for a 24-yard pass completion followed by a 60-yard touchdown strike to Jackson for a 10-3 Wildcat advantage. The entire 84-yard scoring drive took just two plays and 26 seconds to put the visitors in front.

Kansas State would make life miserable early in the second quarter with a pick six of WVU quarterback Garrett Greene. Safety Marques Sigle stepped in front of a Greene pass and returned it 43 yards and a 17-3 lead.

The Mountaineers answered the interception with a 13-play, 70-yard drive that put new life into the stadium crowd. Greene's 7-yard pass to receiver Hudson Clement pulled the Mountaineers to 17-10 with 6:38 left in the first half.

West Virginia had one more chance to tie the game, but its 89-yard drive ended on downs at the K-State 3-yard line, putting the Wildcats up 17-10 at halftime.

Third-quarter action saw Kansas State take the opening drive 74 yards, while using 5:17 off the clock for a 24-10 advantage. Johnson connected through the air for a 16-yard touchdown to tight end Garrett Oakley for the score.

The Mountaineers were without three starters on offense to begin the third quarter as Greene, left tackle Wyatt Milum and running back Jahiem White all were ruled out with injuries.

The injuries showed as West Virginia could only muster 16 offensive yards in the quarter. Meanwhile, the Kansas State offensive machine was in full force and scored at the 4:42 mark, when Johnson threw his third touchdown pass with this 1-yard pass going to freshman tight end Will Anciaux.

K-State's string of unanswered points reached 21 in the fourth quarter with a DJ Giddens 1-yard run. WVU backup quarterback Nicco Marchiol stopped the scoring binge by leading a 69-yard drive and ending it with a 12-yard scoring pass to receiver Traylon Ray with 8:20 left.

However, a successful two-point conversion after the score would be the last points on the night for WVU, while Kansas State added one more touchdown with 5:46 remaining in the game. Giddens cashed in on an 18-yard scamper for his second score, putting the final number at 45-18.

Johnson finished his night with 298 yards passing on 19 completions and three touchdowns. The KSU defense was led by Austin Romaine with 12 tackles.

WVU's offensive numbers were hurt badly by the loss of the three starters. The Mountaineers finished with 152 yards rushing and 143 passing for 295 yards of offense. K-State rushed for 114 and passed for 298 to give them 412 yards on the night.

The win gave the Wildcats a three-game winning streak in the series.

GAME NO. 7: No. 17/17 KANSAS STATE 45, WEST VIRGINIA 18



JOSIAH TROTTER

KOLE TAYLOR

Scoring and Statistical Summary

	1	2	3	4	F
Kansas State.....	10	7	14	14	45
West Virginia	3	7	0	8	18

1st	KSU - Chris Tennant 44 FG WVU - Michael Hayes II 44 FG
2nd	KSU - Jadon Jackson 60 pass from Avery Johnson (Tennant kick) KSU - Marques Sigle 43 interception return (Tennant kick) WVU - Hudson Clement 7 pass from Garrett Greene (Hayes kick)
3rd	KSU - Garrett Oakley 16 pass from Johnson (Tennant kick) KSU - Will Anciaux 1 pass from Johnson (Tennant kick)
4th	KSU - DJ Giddens 1 rush (Tennant kick) WVU - Traylon Ray 12 pass from Nicco Marchiol (Kole Taylor pass from Marchiol) KSU - Giddens 19 rush (Tennant kick)

	KSU	WVU
First Downs	19	20
Rushes/Yards	26/114	43/152
Passing Yardage	298	143
Passes	19/29/0	15/32/2
Punts	3/131/43.7	2/99/49.5
Fumbles/Lost	1/0	1/0
Return Yardage	88	123
Penalties/Yards	9/96	5/39
Time of Possession	25:38	34:22

WVU RUSHING: Greene 11-89; WVU PASSING: Greene 9-19-2-85; WVU RECEIVING: Taylor 4-61; WVU TACKLES (TFL/QS): Trotter 8 (1/0), Lathan 7; WVU INTERCEPTIONS: None.

KSU RUSHING: Giddens 19-57; KSU PASSING: Johnson 19-29-0-298; KSU RECEIVING: Johnson 3-46; KSU TACKLES (TFL/QS): Romaine 12; KSU INTERCEPTIONS: Sigle, Fabris.

Attendance - 54,327



2024-25 West Virginia Football
Results and Comparison
All games

Page 1/1
as of Nov 04, 2024

	Date	Opponent		Score	Overall	Conf	Time	Attend
	08/31/2024	Penn St.	L	12-34	0-1	0-0	5:53	62084
	09/07/2024	UAlbany	W	49-14	1-1	0-0	3:20	50073
	09/14/2024	at Pittsburgh	L	34-38	1-2	0-0	3:45	66087
*	09/21/2024	Kansas	W	32-28	2-2	1-0	5:38	52428
*	10/05/2024	at Oklahoma St.	W	38-14	3-2	2-0	3:16	52202
*	10/12/2024	Iowa St.	L	16-28	3-3	2-1	3:17	55202
*	10/19/2024	Kansas St.	L	18-45	3-4	2-2	3:20	54327
*	10/26/2024	at Arizona	W	31-26	4-4	3-2	3:21	49888

Opponent	Score	First Downs			Pen	Rushing Number-Yards	Passing		Total Offense Plays-Yards	Return Yards	Turn- Overs
		Total	Rush	Pass			Comp-Att.-Int	Yards			
Penn St.	12-34	19 / 21	10 / 11	7 / 10	2 / 0	37-85 / 42-222	15-29-1 / 12-18-0	161 / 235	66-246 / 60-457	35 / 62	3 / 1
UAlbany	49-14	31 / 21	16 / 4	11 / 14	4 / 3	32-305 / 35-68	20-26-0 / 18-39-0	248 / 306	58-553 / 74-374	54 / 79	1 / 0
Pittsburgh	34-38	22 / 24	10 / 6	9 / 14	3 / 4	45-188 / 29-78	16-30-2 / 21-30-0	210 / 301	75-398 / 59-379	34 / 38	2 / 0
Kansas	32-28	23 / 25	7 / 15	14 / 10	2 / 0	33-148 / 47-247	15-30-2 / 15-25-1	295 / 184	63-443 / 72-431	49 / 36	2 / 2
Oklahoma St.	38-14	31 / 11	21 / 4	9 / 7	1 / 0	65-389 / 21-36	10-16-0 / 14-24-2	169 / 191	81-558 / 45-227	12 / 110	0 / 2
Iowa St.	16-28	22 / 24	8 / 11	13 / 11	1 / 2	32-148 / 45-129	18-31-2 / 18-26-0	206 / 265	63-354 / 71-394	33 / 43	2 / 0
Kansas St.	18-45	20 / 19	8 / 4	6 / 14	6 / 1	43-152 / 26-114	15-32-2 / 19-29-0	143 / 298	75-295 / 55-412	123 / 88	2 / 0
Arizona	31-26	16 / 18	8 / 4	8 / 13	0 / 1	40-203 / 25-78	18-22-0 / 22-34-0	198 / 308	62-401 / 59-386	0 / 44	0 / 1
Totals	230-227	184 / 163	88 / 59	77 / 93	19 / 11	327-1618 / 270-972	127-216-9 / 139-225-3	1630 / 2088	543-3248 / 495-3060	340 / 500	12 / 6



2024-25 West Virginia Football
Overall Team Statistics
All games

Page 1/2
as of Nov 04, 2024

Team Statistics

	WVU	OPP
Scoring	230	227
Points per game	28.8	28.4
Points Off Turnovers	14	38
First Downs	184	163
Rushing	88	59
Passing	77	93
Penalty	19	11
Rushing Yardage	1618	972
Yards gained rushing	1774	1163
Yards lost rushing	156	191
Rushing attempts	327	270
Average per rush	4.9	3.6
Average per game	202.3	121.5
TDs Rushing	16	13
Passing Yardage	1630	2088
Comp-Att-Int	127-216-9	139-225-3
Average per pass	7.5	9.3
Average per catch	12.8	15.0
Average per game	203.8	261.0
TDs Passing	13	17
Total offense	3248	3060
Total plays	543	495
Average per play	6.0	6.2
Average per game	406.0	382.5
Kick returns: #-Yards	12-262	24-407
Punt returns: #-Yards	10-56	5-22
Int returns: #-Yards	3-22	9-69
Kick return average	21.8	17.0
Punt return average	5.6	4.4
Int return average	7.3	7.7
Fumbles-Lost	11-3	7-3
Penalties-Yards	37-275	50-442
Average per game	34.4	55.3
Punts-Yards	20-838	29-1247
Average per punt	41.9	43.0
Net punt average	41.8	40.4
Kickoffs-Yards	46-2711	42-2680
Average per kick	58.9	63.8
Net kick average	38.6	40.2
Time of possession / game	31:36	28:23
3rd-down conversion	45/106	44/95
3rd-down pct	42%	46%
4rd-down conversion	17/25	11/16



2024-25 West Virginia Football
Overall Team Statistics
All games

Page 2/2
as of Nov 04, 2024

	WVU	OPP
4rd-down pct	68%	69%
Sacks by-Yards	15-107	14-61
Misc Yards	0	0
Touchdowns scored	29	32
Field goals - attempts	9-10	2-4
On-Side kicks	0-1	0-0
Red-zone scores	(29-34) 85%	(22-27) 81%
Red-zone touchdowns	(25-34) 74%	(21-27) 78%
PAT-attempts	(25-25) 100%	(29-30) 97%
2-point conversion-attempts	(2-4) 50%	(0-2) 0%
Attendance	274114	168177
Games / Avg per game	5/54823	3/56059
Neutral site games	-	0/0

Score by Periods

Team	1st	2nd	3rd	4th	OT	TOT
West Virginia	58	75	31	66	0	230
Opponents	20	83	48	76	0	227



2024-25 West Virginia Football Individual Statistics All games

Page 1/3
as of Nov 04, 2024

Rushing

Player	gp	att	gain	loss	net	avg	td	lg	avg/g
Jahiem White	8	87	518	10	508	5.8	5	55	63.5
Garrett Greene	7	76	535	64	471	6.2	3	40	67.3
CJ Donaldson Jr	8	100	477	24	453	4.5	6	48	56.6
Nicco Marchiol	6	31	128	26	102	3.3	1	19	17.0
Rodney Gallagher III	8	9	44	1	43	4.8	0	10	5.4
Jaylen Anderson	8	9	37	3	34	3.8	0	7	4.3
Leighton Bechdel	8	1	14	0	14	14.0	1	14	1.8
Oliver Straw	8	1	12	0	12	12.0	0	12	1.5
Ric'Darious Farmer	6	2	6	0	6	3.0	0	4	1.0
Traylon Ray	8	1	2	0	2	2.0	0	2	0.3
Diore Hubbard	2	1	1	0	1	1.0	0	1	0.5
Preston Fox	8	1	0	0	0	0.0	0	0	0.0
Team	8	8	0	28	-28	-3.5	0	0	-3.5
Total	8	327	1774	156	1618	4.9	16	55	202.3
Opponents	8	270	1163	191	972	3.6	13	40	121.5

Passing

Player	gp	effic	comp-att-int	pct	yds	td	lg	avg/g
Garrett Greene	7	128.6	99-176-8	56.3	1352	9	52	193.1
Nicco Marchiol	6	156.4	28-40-1	70.0	278	4	54	46.3
Total	8	133.7	127-216-9	58.8	1630	13	54	203.8
Opponents	8	162.0	139-225-3	61.8	2088	17	60	261.0

Receiving

Player	gp	no.	yds	avg	td	lg	avg/g
Hudson Clement	8	28	383	13.7	3	40	47.9
Kole Taylor	8	25	302	12.1	2	39	37.8
Traylon Ray	8	24	366	15.3	3	54	45.8
Rodney Gallagher III	8	13	176	13.5	1	33	22.0
Jahiem White	8	10	54	5.4	1	15	6.8
Justin Robinson	6	8	103	12.9	2	28	17.2
Treylan Davis	8	6	58	9.7	0	31	7.3
Preston Fox	8	4	58	14.5	0	25	7.3
CJ Donaldson Jr	8	4	19	4.8	1	10	2.4
Jaden Bray	5	2	88	44.0	0	44	17.6
Jaylen Anderson	8	1	9	9.0	0	9	1.1
Ric'Darious Farmer	6	1	10	10.0	0	10	1.7
Jack Sammarco	8	1	4	4.0	0	4	0.5
Total	8	127	1630	12.8	13	54	203.8
Opponents	8	139	2088	15.0	17	60	261.0

Punt Returns

Player	no.	yds	avg	td	lg
Preston Fox	8	38	4.8	0	14
Rodney Gallagher III	2	18	9.0	0	16
Total	10	56	5.6	0	16
Opponents	5	22	4.4	1	9

Interceptions

Player	no.	yds	avg	td	lg
Jaheem Joseph	1	6	6.0	0	6
Tyrin Bradley Jr	1	16	16.0	0	16
Josiah Trotter	1	0	0.0	0	0
Total	3	22	7.3	0	16
Opponents	9	69	7.7	1	43

Kick Returns

Player	no.	yds	avg	td	lg
Traylon Ray	7	139	19.9	0	33
Preston Fox	3	77	25.7	0	30
Jaylen Anderson	1	25	25.0	0	25
Ric'Darious Farmer	1	21	21.0	0	21
Total	12	262	21.8	0	33
Opponents	24	407	17.0	0	51

Fumble Returns

Player	no.	yds	avg	td	lg
TJ Jackson II	1	0	0.0	0	0
Garnett Hollis Jr	1	0	0.0	0	0
Tyrin Bradley Jr	1	0	0.0	0	0
Total	3	0	0.0	0	0
Opponents	3	2	0.7	0	1



2024-25 West Virginia Football
Individual Statistics
All games

Page 2/3
as of Nov 04, 2024

Scoring

Player	td	fg	PAT						pts
			kick	rush	rcv	pass	dxp	saf	
Michael Hayes II	-	9-10	24-24	-	-	-	-	-	51
CJ Donaldson Jr	7	-	-	-	-	-	-	-	42
Jahiem White	6	-	-	-	-	-	-	-	36
Garrett Greene	3	-	-	-	-	-	-	-	18
Hudson Clement	3	-	-	-	-	-	-	-	18
Traylon Ray	3	-	-	-	-	1	-	-	18
Kole Taylor	2	-	-	-	2	-	-	-	16
Justin Robinson	2	-	-	-	-	-	-	-	12
Leighton Bechdel	1	-	-	-	-	-	-	-	6
Nicco Marchiol	1	-	-	-	-	1	-	-	6
Rodney Gallagher III	1	-	-	-	-	-	-	-	6
RJ Kocan	-	-	1-1	-	-	-	-	-	1
Total	29	9-10	25-25	0	2	2	0	0	230
Opponents	32	2-4	29-30	0	0	0	0	0	227

Total Offense

Player	g	plays	rush	pass	total	avg/g
Garrett Greene	7	252	471	1352	1823	260.4
Jahiem White	8	87	508	0	508	63.5
CJ Donaldson Jr	8	100	453	0	453	56.6
Nicco Marchiol	6	71	102	278	380	63.3
Rodney Gallagher III	8	9	43	0	43	5.4
Jaylen Anderson	8	9	34	0	34	4.3
Leighton Bechdel	8	1	14	0	14	1.8
Oliver Straw	8	1	12	0	12	1.5
Ric'Darious Farmer	6	2	6	0	6	1.0
Traylon Ray	8	1	2	0	2	0.3
Diore Hubbard	2	1	1	0	1	0.5
Team	8	0	-28	0	-28	-3.5
Total	8	543	1618	1630	3248	406.0
Opponents	8	495	972	2088	3060	382.5

Field Goals

Player	fg	pct.	01-19	20-29	30-39	40-49	50-99	lg	blk
Michael Hayes II	9-10	90.0	0-0	1-1	3-4	5-5	0-0	45	0
Opponents	2-4	50.0	0-0	0-0	1-1	1-3	0-0	44	0

Punting

Player	no.	yds	avg	lg	tb	fc	i20	50+	blk
Oliver Straw	19	838	44.1	57	0	7	9	2	0
Team	1	0	0.0	0	0	0	0	0	1
Total	20	838	41.9	57	0	7	9	2	1
Opponents	29	1247	43.0	57	1	11	8	4	0

FG Sequence

Team Name	West Virginia	Opponents
Pittsburgh	(44),(23)	(31)
Iowa St.	36,(43)	47
Penn St.	(38),(39)	47
Kansas	(40)	
Arizona	(45)	
Oklahoma St.	(39)	
Kansas St.	(44)	(44)

Kickoffs

Player	no.	yds	avg	tb	ob	retn	net	ydln
Michael Hayes II	45	2648	58.8	12	4			
Nate Flower	1	63	63.0	0	0			
Total	46	2711	58.9	12	4	24	38.6	26
Opponents	42	2680	63.8	25	0	12	40.2	24

Numbers in (parentheses) indicate field goal was made



2024-25 West Virginia Football
Individual Statistics
All games

Page 3/3
as of Nov 04, 2024

All Purpose

Player	g	rush	rcv	pr	kr	ir	total	avg/g
Jahiem White	8	508	54	0	0	0	562	70.3
Traylon Ray	8	2	366	0	139	0	507	63.4
CJ Donaldson Jr	8	453	19	0	0	0	472	59.0
Garrett Greene	7	471	0	0	0	0	471	67.3
Hudson Clement	8	0	383	0	0	0	383	47.9
Kole Taylor	8	0	302	0	0	0	302	37.8
Rodney Gallagher III	8	43	176	18	0	0	237	29.6
Preston Fox	8	0	58	38	77	0	173	21.6
Justin Robinson	6	0	103	0	0	0	103	17.2
Nicco Marchiol	6	102	0	0	0	0	102	17.0
Jaden Bray	5	0	88	0	0	0	88	17.6
Jaylen Anderson	8	34	9	0	25	0	68	8.5
Treyllan Davis	8	0	58	0	0	0	58	7.3
Ric'Darious Farmer	6	6	10	0	21	0	37	6.2
Tyrin Bradley Jr	8	0	0	0	0	16	16	2.0
Leighton Bechdel	8	14	0	0	0	0	14	1.8
Oliver Straw	8	12	0	0	0	0	12	1.5
Jaheem Joseph	8	0	0	0	0	6	6	0.8
Jack Sammarco	8	0	4	0	0	0	4	0.5
Diore Hubbard	2	1	0	0	0	0	1	0.5
Team	8	-28	0	0	0	0	-28	-3.5
Total	8	1618	1630	56	262	22	3588	448.5
Opponents	8	972	2088	22	407	69	3558	444.8



2024-25 West Virginia Football
Overall Defense Statistics
All games

Page 1/2
as of Nov 04, 2024

Team Defense

			Tackles				Sacks	Pass defense			Fumbles		blkd	
##	Player	gp	ua	a	tot	tfl/yds	no-yds	int-yds	brup	qbh	fr-yds	ff	kick	saf
40	Josiah Trotter	8	26	31	57	2.5-7	0.5-4	1-0	2	4
12	Anthony Wilson Jr	8	21	31	52	.	.	.	2
4	Trey Lathan	8	16	26	42	6-17	1-1	.	.	2
8	Tyrin Bradley Jr	8	14	19	33	5-16	1.5-13	1-16	1	2	1-0	1	.	.
11	TJ Jackson II	8	16	14	30	11-55	4.5-35	.	.	1	1-0	.	.	.
3	Jaheem Joseph	8	15	13	28	.	.	1-6	2	1
1	Garnett Hollis Jr	8	17	9	26	1-1	.	.	4	.	1-0	.	.	.
0	Ayden Garnes	6	19	6	25	1-2	.	.	1	1
54	Fatorma Mulbah	8	10	12	22	2.5-10	1-8	.	.	1
15	Ben Cutter	8	6	15	21	0.5-0
14	Kekoura Tarnue	8	14	7	21	0.5-4	0.5-4	.	1	.	.	1	.	.
35	Reid Carrico	7	9	11	20	1-2	.	.	.	3
47	Ty French	8	9	9	18	1.5-4	.	.	.	2
13	Dontez Fagan	8	11	7	18	.	.	.	2
2	Aubrey Burks	6	8	5	13	1.5-3	.	.	.	1
99	Hammond Russell IV	8	7	5	12	3-19	3-19	.	.	2
92	Asani Redwood	8	5	6	11	2.5-9	1-6	.	1
5	Sean Martin	8	4	7	11	2.5-13	1.5-12	.	.	4
23	TJ Crandall	7	3	3	6
36	Caden Biser	8	1	5	6
69	Nate Gabriel	7	3	3	6	0.5-5	0.5-5
24	Rodney Gallagher III	8	4	1	5	.	.	.	1
18	Israel Boyce	3	3	.	3
87	Derek Berlitz	3	2	1	3
6	Jacolby Spells	5	1	2	3	.	.	.	2
45	Taurus Simmons	7	2	1	3	1	.	.
28	Aden Tagaloa-Nelson	4	2	1	3
17	Zae Jennings	8	2	.	2
96	Edward Vesterinen	2	1	1	2	0.5-0
97	Elijah Kinsler	2	.	1	1
20	Keyshawn Robinson	6	.	1	1
41	Curtis Jones Jr	6	.	1	1
94	Makai Byerson	1	.	1	1
7	Traylon Ray	8	1	.	1
86	Will Dixon	2	.	1	1
3	Hudson Clement	8	1	.	1
4	CJ Donaldson Jr	8	1	.	1
55	Tomas Rimac	8	1	.	1
5	Jaden Bray	5	1	.	1
29	Preston Fox	8	1	.	1
58	Nick Malone	8	1	.	1



2024-25 West Virginia Football
Overall Defense Statistics
All games

Page 2/2
as of Nov 04, 2024

			Tackles				Sacks	Pass defense			Fumbles	blkd		
##	Player	gp	ua	a	tot	tfl/yds	no-yds	int-yds	brup	qbh	fr-yds	ff	kick	saf
	Totals	8	258	256	514	43-167	15-107	3-22	19	24	3-0	3	0	0
	Opponents	8	276	298	574	41-125	14-61	9-69	27	14	3-2	5	1	0



2024-25 West Virginia Football
Team Game-by-Game Comparison
All games

Page 1/1
as of Nov 04, 2024

Opponent	Score	First Downs				Rushing Number-Yards	Passing		Total Offense Plays-Yards	Return Yards	Turn- Overs
		Total	Rush	Pass	Pen		Comp-Att.-Int	Yards			
Penn St.	12-34	19 / 21	10 / 11	7 / 10	2 / 0	37-85 / 42-222	15-29-1 / 12-18-0	161 / 235	66-246 / 60-457	35 / 62	3 / 1
UAlbany	49-14	31 / 21	16 / 4	11 / 14	4 / 3	32-305 / 35-68	20-26-0 / 18-39-0	248 / 306	58-553 / 74-374	54 / 79	1 / 0
Pittsburgh	34-38	22 / 24	10 / 6	9 / 14	3 / 4	45-188 / 29-78	16-30-2 / 21-30-0	210 / 301	75-398 / 59-379	34 / 38	2 / 0
Kansas	32-28	23 / 25	7 / 15	14 / 10	2 / 0	33-148 / 47-247	15-30-2 / 15-25-1	295 / 184	63-443 / 72-431	49 / 36	2 / 2
Oklahoma St.	38-14	31 / 11	21 / 4	9 / 7	1 / 0	65-389 / 21-36	10-16-0 / 14-24-2	169 / 191	81-558 / 45-227	12 / 110	0 / 2
Iowa St.	16-28	22 / 24	8 / 11	13 / 11	1 / 2	32-148 / 45-129	18-31-2 / 18-26-0	206 / 265	63-354 / 71-394	33 / 43	2 / 0
Kansas St.	18-45	20 / 19	8 / 4	6 / 14	6 / 1	43-152 / 26-114	15-32-2 / 19-29-0	143 / 298	75-295 / 55-412	123 / 88	2 / 0
Arizona	31-26	16 / 18	8 / 4	8 / 13	0 / 1	40-203 / 25-78	18-22-0 / 22-34-0	198 / 308	62-401 / 59-386	0 / 44	0 / 1
Totals	230-227	184 / 163	88 / 59	77 / 93	19 / 11	327-1618 / 270-972	127-216-9 / 139-225-3	1630 / 2088	543-3248 / 495-3060	340 / 500	12 / 6

Opponents	3rd Down Conversion	4th Down Conversion	Time of Possession	TOP Margin	Avg Yds/Rush	Avg Yds/Pass	Avg Yds/Play	Punting Number-Avg	Penalties Number-Yards	Sacks
Penn St.	4-14 / 5-11	3-4 / 1-1	29:35 / 30:25	-00:50	2.3 / 5.3	5.6 / 13.1	3.7 / 7.6	4-44.0 / 4-44.0	1-5.0 / 8-60.0	0 / 2
UAlbany	1-5 / 7-16	3-3 / 2-5	24:42 / 35:18	-10:36	9.5 / 1.9	9.5 / 7.8	9.5 / 5.1	1-46.0 / 4-42.0	5-44.0 / 7-62.0	2 / 1
Pittsburgh	3-14 / 1-7	3-4 / 0-1	36:17 / 23:43	12:34	4.2 / 2.7	7.0 / 10.0	5.3 / 6.4	4-33.8 / 4-43.0	7-67.0 / 12-112.0	5 / 3
Kansas	7-13 / 6-13	1-1 / 2-2	23:13 / 36:47	-13:34	4.5 / 5.3	9.8 / 7.4	7.0 / 6.0	4-38.5 / 5-44.2	3-20.0 / 5-42.0	2 / 3
Oklahoma St.	9-15 / 3-10	2-4 / 1-2	42:40 / 17:14	25:26	6.0 / 1.7	10.6 / 8.0	6.9 / 5.0	0-0.0 / 4-43.0	2-5.0 / 3-30.0	2 / 2
Iowa St.	9-13 / 9-14	0-0 / 2-2	26:57 / 33:03	-06:06	4.6 / 2.9	6.6 / 10.2	5.6 / 5.5	2-45.0 / 2-38.5	7-47.0 / 1-10.0	2 / 0
Kansas St.	5-16 / 7-12	1-5 / 1-1	34:22 / 25:38	08:44	3.5 / 4.4	4.5 / 10.3	3.9 / 7.5	2-49.5 / 3-43.7	5-39.0 / 9-96.0	0 / 2
Arizona	7-16 / 6-12	4-4 / 2-2	35:04 / 24:56	10:08	5.1 / 3.1	9.0 / 9.1	6.5 / 6.5	3-46.0 / 3-43.3	7-48.0 / 5-30.0	2 / 1
Totals	45-106 / 44-95	17-25 / 11-16	252:50 / 227:04	25:46	4.9 / 3.6	7.5 / 9.3	6.0 / 6.2	20-41.9 / 29-43.0	37-275.0 / 50-442.0	15 / 14

Note: Game totals are displayed in the format TEAM/OPPONENT for each category



2024-25 West Virginia Football
Team Game-by-Game
All games

Page 1/1
as of Nov 04, 2024

		Rushing				Receiving				Passing				Kick Returns				Punt Returns				tot		
Date	Opponent	no.	yds	td	lg	no.	yds	td	lg	cmp	att	int	yds	td	lg	no.	yds	td	lg	no.	yds	td	lg	off
08/31/2024	Penn St.	37	85	1	12	15	161	0	25	15-29-1	161	0	25	2	35	0	20	0	0	0	0	0	0	246
09/07/2024	UAlbany	32	305	4	48	20	248	3	44	20-26-0	248	3	44	2	38	0	28	2	16	0	14			553
09/14/2024	at Pittsburgh	45	188	2	23	16	210	2	44	16-30-2	210	2	44	1	18	0	18	2	16	0	13			398
09/21/2024	Kansas	33	148	2	27	15	295	2	52	15-30-2	295	2	52	1	15	0	15	2	18	0	16			443
10/05/2024	at Oklahoma St.	65	389	4	39	10	169	1	40	10-16-0	169	1	40	0	0	0	0	2	6	0	6			558
10/12/2024	Iowa St.	32	148	1	28	18	206	1	24	18-31-2	206	1	24	1	33	0	33	0	0	0	0			354
10/19/2024	Kansas St.	43	152	0	28	15	143	2	34	15-32-2	143	2	34	5	123	0	30	1	0	0	0			295
10/26/2024	at Arizona	40	203	2	55	18	198	2	54	18-22-0	198	2	54	0	0	0	0	1	0	0	0			401
West Virginia		327	1618	16	55	127	1630	13	54	127-216-9	1630	13	54	12	262	0	33	10	56	0	16			3248
Opponents		270	972	13	40	139	2088	17	60	139-225-3	2088	17	60	24	407	0	51	5	22	1	9			3060

West Virginia Averages

Games	Avg/ rush	Avg/ catch	Pass effic	KR avg	PR avg	All purpose avg/game	Total offense avg/game
8	4.9	12.8	133.7	21.8	5.6	448.5	406.0

Date	Opponent	ua	Tackles		tfl-yds	Sacks no-yds	Fumble		Pass Defense			blkd kick	PAT attempts			off		
			a	total			ff	fr-yds	int-yds	qbh	brup		kick	rush	rcv	saf	t/o	pts
08/31/2024	Penn St.	32	40	72	2.0-4	0-0	0	1-0	0-0	0	2	0	0-0	0	0	0	0	12
09/07/2024	UAlbany	40	30	70	9.0-27	2-11	0	0-0	0-0	3	3	0	7-7	0	0	0	0	49
09/14/2024	at Pittsburgh	32	24	56	11.0-50	5-29	0	0-0	0-0	6	2	0	4-4	0	0	0	0	34
09/21/2024	Kansas	34	46	80	5.0-27	2-20	1	1-0	1-16	2	2	0	3-3	0	1	0	0	32
10/05/2024	at Oklahoma St.	22	24	46	5.0-19	2-15	0	0-0	2-6	3	2	0	5-5	0	0	0	7	38
10/12/2024	Iowa St.	44	30	74	4.0-18	2-15	0	0-0	0-0	4	2	0	1-1	0	0	0	0	16
10/19/2024	Kansas St.	26	30	56	3.0-3	0-0	1	0-0	0-0	4	2	0	1-1	0	1	0	0	18
10/26/2024	at Arizona	28	32	60	4.0-19	2-17	1	1-0	0-0	2	4	0	4-4	0	0	0	7	31
West Virginia		258	256	514	43.0-167	15-107	3	3-0	3-22	24	19	0	25-25	0	2	0	14	230
Opponents		276	298	574	41.0-125	14-61	5	3-2	9-69	14	27	1	29-30	0	0	0	38	227

Date	Opponent	Punting										Field Goals			Kickoffs				
		no.	yds	avg	long	blkd	tb	fc	50+	i20	md-att	long	blkd	no.	yds	avg	tb	ob	
08/31/2024	Penn St.	4	176	44.0	46	0	0	4	0	2	2-2	39	0	4	221	55.3	0	0	
09/07/2024	UAlbany	1	46	46.0	46	0	0	1	0	1	0-0	0	0	8	499	62.4	0	1	
09/14/2024	at Pittsburgh	4	135	33.8	57	1	0	0	1	1	2-2	44	0	7	382	54.6	2	1	
09/21/2024	Kansas	4	154	38.5	41	0	0	0	0	2	1-1	40	0	6	383	63.8	4	0	
10/05/2024	at Oklahoma St.	0	0	0.0	0	0	0	0	0	0	1-1	39	0	7	424	60.6	2	1	
10/12/2024	Iowa St.	2	90	45.0	46	0	0	2	0	2	1-2	43	0	4	187	46.8	0	1	
10/19/2024	Kansas St.	2	99	49.5	54	0	0	0	1	0	1-1	44	0	4	231	57.8	1	0	
10/26/2024	at Arizona	3	138	46.0	47	0	0	0	0	1	1-1	45	0	6	384	64.0	3	0	
West Virginia		20	838	41.9	57	1	0	7	2	9	9-10	45	0	46	2711	58.9	12	4	
Opponents		29	1247	43.0	57	0	1	11	4	8	2-4	44	0	42	2680	63.8	25	0	



2024-25 West Virginia Football
Opponents Game-by-Game
All games

Page 1/1
as of Nov 04, 2024

		Rushing				Receiving				Passing				Kick Returns				Punt Returns				tot		
Date	Opponent	no.	yds	td	lg	no.	yds	td	lg	cmp	att	int	yds	td	lg	no.	yds	td	lg	no.	yds	td	lg	off
08/31/2024	Penn St.	42	222	1	40	12	235	4	55	12	18	0	235	4	55	4	61	0	20	0	0	0	0	457
09/07/2024	UALbany	35	68	1	23	18	306	1	49	18	39	0	306	1	49	5	78	0	30	0	0	0	0	374
09/14/2024	at Pittsburgh	29	78	1	24	21	301	3	42	21	30	0	301	3	42	3	30	0	18	1	8	1	8	379
09/21/2024	Kansas	47	247	3	32	15	184	1	36	15	25	1	184	1	36	2	31	0	18	0	0	0	0	431
10/05/2024	at Oklahoma St.	21	36	0	14	14	191	2	43	14	24	2	191	2	43	4	110	0	51	0	0	0	0	227
10/12/2024	Iowa St.	45	129	3	14	18	265	1	60	18	26	0	265	1	60	1	22	0	22	0	0	0	0	394
10/19/2024	Kansas St.	26	114	2	29	19	298	3	60	19	29	0	298	3	60	3	34	0	22	2	11	0	9	412
10/26/2024	at Arizona	25	78	2	18	22	308	2	49	22	34	0	308	2	49	2	41	0	29	2	3	0	4	386
Opponents		270	972	13	40	139	2088	17	60	139	225	3	2088	17	60	24	407	0	51	5	22	1	9	3060
West Virginia		327	1618	16	55	127	1630	13	54	127	216	9	1630	13	54	12	262	0	33	10	56	0	16	3248

Opponents Averages

Games	Avg/ rush	Avg/ catch	Pass effic	KR avg	PR avg	All purpose avg/game	Total offense avg/game
8	3.6	15.0	162.0	17.0	4.4	444.8	382.5

Date	Opponent	Tackles				Sacks	Fumble		Pass Defense			blkd	PAT attempts			off		
		ua	a	total	tfl-yds	no-yds	ff	fr-yds	int-yds	qbh	brup	kick	kick	rush	rcv	saf	t/o	pts
08/31/2024	Penn St.	35	34	69	6.0-33	2-15	2	2-1	1-0	0	5	0	4-4	0	0	0	0	34
09/07/2024	UALbany	35	24	59	2.0-9	1-8	1	1-1	0-0	1	1	0	2-2	0	0	0	7	14
09/14/2024	at Pittsburgh	34	46	80	7.0-19	3-14	1	0-0	2-0	5	6	1	5-5	0	0	0	0	38
09/21/2024	Kansas	34	20	54	5.0-10	3-5	0	0-0	2-5	2	5	0	4-4	0	0	0	7	28
10/05/2024	at Oklahoma St.	51	28	79	6.0-15	2-4	0	0-0	0-0	1	1	0	2-2	0	0	0	0	14
10/12/2024	Iowa St.	32	32	64	5.0-12	0-0	0	0-0	2-21	2	4	0	4-4	0	0	0	14	28
10/19/2024	Kansas St.	31	62	93	7.0-19	2-9	0	0-0	2-43	2	4	0	6-6	0	0	0	10	45
10/26/2024	at Arizona	24	52	76	3.0-8	1-6	1	0-0	0-0	1	1	0	2-3	0	0	0	0	26
Opponents		276	298	574	41.0-125	14-61	5	3-2	9-69	14	27	1	29-30	0	0	0	38	227
West Virginia		258	256	514	43.0-167	15-107	3	3-0	3-22	24	19	0	25-25	0	2	0	14	230

Date	Opponent	Punting										Field Goals			Kickoffs				
		no.	yds	avg	long	blkd	tb	fc	50+	i20	md-att	long	blkd	no.	yds	avg	tb	ob	
08/31/2024	Penn St.	4	176	44.0	49	0	1	3	0	1	0-1	0	0	6	375	62.5	2	0	
09/07/2024	UALbany	4	168	42.0	57	0	0	0	2	0	0-0	0	0	3	194	64.7	1	0	
09/14/2024	at Pittsburgh	4	172	43.0	50	0	0	1	1	1	1-1	31	0	7	454	64.9	6	0	
09/21/2024	Kansas	5	221	44.2	56	0	0	2	1	1	0-0	0	0	5	324	64.8	4	0	
10/05/2024	at Oklahoma St.	4	172	43.0	48	0	0	1	0	1	0-0	0	0	3	180	60.0	2	0	
10/12/2024	Iowa St.	2	77	38.5	42	0	0	2	0	1	0-1	0	0	5	325	65.0	2	0	
10/19/2024	Kansas St.	3	131	43.7	48	0	0	1	0	1	1-1	44	0	8	503	62.9	3	0	
10/26/2024	at Arizona	3	130	43.3	48	0	0	1	0	2	0-0	0	0	5	325	65.0	5	0	
Opponents		29	1247	43.0	57	0	1	11	4	8	2-4	44	0	42	2680	63.8	25	0	
West Virginia		20	838	41.9	57	1	0	7	2	9	9-10	45	0	46	2711	58.9	12	4	



2024-25 West Virginia Football
Red-Zone Results
All games

Page 1/1
as of Nov 04, 2024

West Virginia Inside Opponent Red-Zone

Date	Opponent	Score	Times	Times	Total	Rush	Pass	FGs	Failed to score inside RZ						
			In RZ	Scored	Pts TDs				FGA	Down	Int	Fumb	Half	Game	
08/31/2024	Penn St.	L 12-34	4	3	12	1	1	0	2	2	1	0	0	0	0
09/07/2024	UAlbany	W 49-14	5	5	35	5	3	2	0	0	0	0	0	0	0
09/14/2024	at Pittsburgh	L 34-38	4	4	24	3	2	1	1	1	0	0	0	0	0
09/21/2024	Kansas	W 32-28	5	4	29	4	2	2	0	0	0	1	0	0	0
10/05/2024	at Oklahoma St.	W 38-14	7	6	38	5	4	1	1	1	0	0	0	0	0
10/12/2024	Iowa St.	L 16-28	3	2	13	2	1	1	0	1	0	0	0	0	0
10/19/2024	Kansas St.	L 18-45	3	2	15	2	0	2	0	0	1	0	0	0	0
10/26/2024	at Arizona	W 31-26	3	3	21	3	2	1	0	0	0	0	0	0	0
Totals 29 of 34 (85.3%)			34	29	187	25	15	10	4	5	2	1	0	0	0

Opponents Inside West Virginia Red-Zone

Date	Opponent	Score	Times	Times	Total	Rush	Pass	FGs	Failed to score inside RZ						
			In RZ	Scored	Pts TDs				FGA	Down	Int	Fumb	Half	Game	
08/31/2024	Penn St.	L 12-34	3	3	21	3	0	3	0	0	0	0	0	0	0
09/07/2024	UAlbany	W 49-14	4	1	7	1	1	0	0	0	2	0	0	0	1
09/14/2024	Pittsburgh	L 34-38	5	5	31	4	1	3	1	1	0	0	0	0	0
09/21/2024	Kansas	W 32-28	3	3	21	3	2	1	0	0	0	0	0	0	0
10/05/2024	Oklahoma St.	W 38-14	1	1	7	1	0	1	0	0	0	0	0	0	0
10/12/2024	Iowa St.	L 16-28	4	3	21	3	3	0	0	0	0	0	0	0	1
10/19/2024	Kansas St.	L 18-45	5	4	28	4	2	2	0	0	0	0	0	0	1
10/26/2024	Arizona	W 31-26	2	2	14	2	2	0	0	0	0	0	0	0	0
Totals 22 of 27 (81.5%)			27	22	150	21	11	10	1	1	2	0	0	0	3



2024-25 West Virginia Football
By Quarter Statistics
All games

Page 1/1
as of Nov 04, 2024

3rd-Down Conversions

Date	Opponent	Score	Overall	1st Qtr	2nd Qtr	3rd Qtr	4th Qtr	Overtime
08/31/2024	Penn St.	L 12-34	4-14 28.6	1-4 25.0	2-6 33.3	0-2 0.0	1-2 50.0	0-0 0.0
09/07/2024	UAlbany	W 49-14	1-5 20.0	1-2 50.0	0-1 0.0	0-2 0.0	0-0 0.0	0-0 0.0
09/14/2024	at Pittsburgh	L 34-38	3-14 21.4	1-3 33.3	0-2 0.0	1-4 25.0	1-5 20.0	0-0 0.0
09/21/2024	Kansas	W 32-28	7-13 53.8	2-4 50.0	2-3 66.7	0-1 0.0	3-5 60.0	0-0 0.0
10/05/2024	at Oklahoma St.	W 38-14	9-15 60.0	4-6 66.7	1-1 100.0	1-4 25.0	3-4 75.0	0-0 0.0
10/12/2024	Iowa St.	L 16-28	9-13 69.2	4-4 100.0	3-6 50.0	0-1 0.0	2-2 100.0	0-0 0.0
10/19/2024	Kansas St.	L 18-45	5-16 31.3	1-4 25.0	4-6 66.7	0-2 0.0	0-4 0.0	0-0 0.0
10/26/2024	at Arizona	W 31-26	7-16 43.8	3-5 60.0	1-3 33.3	0-3 0.0	3-5 60.0	0-0 0.0
West Virginia			45-106 42.5	17-32 53.1	13-28 46.4	2-19 10.5	13-27 48.1	0-0 0.0
Opponents			44-95 46.3	7-17 41.2	15-27 55.6	11-26 42.3	11-25 44.0	0-0 0.0

4th-Down Conversions

Date	Opponent	Score	Overall	1st Qtr	2nd Qtr	3rd Qtr	4th Qtr	Overtime
08/31/2024	Penn St.	L 12-34	3-4 75.0	1-2 50.0	1-1 100.0	0-0 0.0	1-1 100.0	0-0 0.0
09/07/2024	UAlbany	W 49-14	3-3 100.0	1-1 100.0	0-0 0.0	2-2 100.0	0-0 0.0	0-0 0.0
09/14/2024	at Pittsburgh	L 34-38	3-4 75.0	0-0 0.0	0-0 0.0	1-1 100.0	2-3 66.7	0-0 0.0
09/21/2024	Kansas	W 32-28	1-1 100.0	0-0 0.0	1-1 100.0	0-0 0.0	0-0 0.0	0-0 0.0
10/05/2024	at Oklahoma St.	W 38-14	2-4 50.0	1-1 100.0	0-0 0.0	1-3 33.3	0-0 0.0	0-0 0.0
10/12/2024	Iowa St.	L 16-28	0-0 0.0	0-0 0.0	0-0 0.0	0-0 0.0	0-0 0.0	0-0 0.0
10/19/2024	Kansas St.	L 18-45	1-5 20.0	0-0 0.0	0-1 0.0	0-1 0.0	1-3 33.3	0-0 0.0
10/26/2024	at Arizona	W 31-26	4-4 100.0	1-1 100.0	1-1 100.0	2-2 100.0	0-0 0.0	0-0 0.0
West Virginia			17-25 68.0	4-5 80.0	3-4 75.0	6-9 66.7	4-7 57.1	0-0 0.0
Opponents			11-16 68.8	0-0 0.0	2-4 50.0	2-4 50.0	7-8 87.5	0-0 0.0

Time of Possession

Date	Opponent	Score	Overall	1st Qtr	2nd Qtr	3rd Qtr	4th Qtr	Overtime
08/31/2024	Penn St.	L 12-34	29:35	10:16	09:35	03:40	06:04	00:00
09/07/2024	UAlbany	W 49-14	24:42	08:23	05:05	08:45	02:29	00:00
09/14/2024	at Pittsburgh	L 34-38	36:17	07:39	07:21	08:42	12:35	00:00
09/21/2024	Kansas	W 32-28	23:13	04:38	07:15	02:52	08:28	00:00
10/05/2024	at Oklahoma St.	W 38-14	42:40	10:34	08:39	09:55	13:32	00:00
10/12/2024	Iowa St.	L 16-28	26:57	07:42	08:49	06:22	04:04	00:00
10/19/2024	Kansas St.	L 18-45	34:22	06:55	13:30	05:36	08:21	00:00
10/26/2024	at Arizona	W 31-26	35:04	12:42	05:36	06:34	10:12	00:00
West Virginia			Total	252:50	68:49	65:50	52:26	65:45
			Avg.	31:36	08:36	08:14	06:33	08:13
Opponents			Total	227:04	40:05	65:10	56:13	65:36
			Avg.	28:23	05:01	08:09	07:02	08:12



2024-25 West Virginia Football Games Played All games

Page 1/3
as of Nov 04, 2024

##	Player	GP-GS	PSU	ALB	UP	KU	OSU	IowaSt	KState	UA
0	Ayden Garnes	6/5	START	START	START	XXX	START	START
0	Jaylen Anderson	8/0	XXX	XXX	XXX	XXX	XXX	XXX	XXX	XXX
1	Garnett Hollis Jr	8/7	START	START	START	XXX	START	START	START	START
1	Jahiem White	8/8	START	START	START	START	START	START	START	START
2	Justin Robinson	6/0	XXX	XXX	XXX	XXX	XXX	XXX
2	Aubrey Burks	6/6	START	START	START	START	START	START
3	Jaheem Joseph	8/7	XXX	START	START	START	START	START	START	START
3	Hudson Clement	8/8	START	START	START	START	START	START	START	START
4	CJ Donaldson Jr	8/0	XXX	XXX	XXX	XXX	XXX	XXX	XXX	XXX
4	Trey Lathan	8/8	START	START	START	START	START	START	START	START
5	Sean Martin	8/8	START	START	START	START	START	START	START	START
5	Jaden Bray	5/1	XXX	XXX	XXX	START	XXX
6	Garrett Greene	7/7	START	START	START	START	START	START	START	...
6	Jacolby Spells	5/1	...	XXX	...	START	XXX	...	XXX	XXX
7	Traylon Ray	8/7	START	START	START	XXX	START	START	START	START
7	Fenwick Abe	0/0
8	Nicco Marchiol	6/1	XXX	XXX	...	XXX	XXX	...	XXX	START
8	Tyrin Bradley Jr	8/8	START	START	START	START	START	START	START	START
10	Jarel Williams	8/0	XXX	XXX	XXX	XXX	XXX	XXX	XXX	XXX
11	TJ Jackson II	8/5	XXX	XXX	START	START	START	START	XXX	START
11	Ric'Darius Farmer	6/0	XXX	XXX	...	XXX	XXX	XXX	XXX	...
12	Anthony Wilson Jr	8/8	START	START	START	START	START	START	START	START
12	Scott Kean	0/0
13	Dontez Fagan	8/2	XXX	XXX	XXX	XXX	XXX	XXX	START	START
14	Kekoura Tarnue	8/3	START	XXX	XXX	XXX	XXX	XXX	START	START
14	Khalil Wilkins	0/0
15	Ben Cutter	8/0	XXX	XXX	XXX	XXX	XXX	XXX	XXX	XXX
15	Ryder Burton	0/0
16	Mikey Preston	0/0
17	Jackson Crist	0/0
17	Zae Jennings	8/0	XXX	XXX	XXX	XXX	XXX	XXX	XXX	XXX
18	Israel Boyce	3/0	XXX	...	XXX	XXX
18	Brandon Rehmann	0/0
19	Key'on Washington	1/0	XXX
20	Diore Hubbard	2/0	XXX	...	XXX	...
20	Keyshawn Robinson	6/0	...	XXX	XXX	...	XXX	XXX	XXX	XXX
22	Michael Hayes II	8/0	XXX	XXX	XXX	XXX	XXX	XXX	XXX	XXX
22	Josiah Jackson	0/0
23	TJ Crandall	7/1	XXX	XXX	XXX	START	XXX	...	XXX	XXX
23	Trae'von Dunbar	1/0	...	XXX
24	Rodney Gallagher III	8/3	XXX	XXX	XXX	START	XXX	XXX	START	START
25	Tyler Evans	0/0
25	Jordan Jackson	0/0
26	Murphy Clement	0/0
26	Jason Cross Jr.	0/0
27	Clay Ash	5/0	XXX	XXX	XXX	XXX	XXX
27	Chris Henry	0/0
28	Aden Tagaloa-Nelson	4/0	XXX	XXX	...	XXX	XXX	...
28	Mykal Davis	0/0
29	Preston Fox	8/3	START	START	START	XXX	XXX	XXX	XXX	XXX
29	Deuce Shabazz	0/0
30	Judah Price	0/0
30	Rickey Williams	3/0	XXX	XXX	XXX	...
31	Obinna Onwuka	0/0
32	Raleigh Collins III	0/0
33	Aydin Fleming	0/0
34	Avery Wilcox	3/0	XXX	XXX	XXX
34	Andrew Phares	0/0
35	Reid Carrico	7/0	XXX	XXX	XXX	...	XXX	XXX	XXX	XXX
36	Caden Biser	8/0	XXX	XXX	XXX	XXX	XXX	XXX	XXX	XXX



2024-25 West Virginia Football
Games Played
All games

Page 2/3
as of Nov 04, 2024

##	Player	GP-GS	PSU	ALB	UP	KU	OSU	IowaSt	KState	UA
36	Noah Braham	0/0
37	Jayden Bell	0/0
38	Macquire Moss	2/0	...	XXX	XXX
38	Donald Brandel	0/0
39	Nasai Bell	0/0
40	Josiah Trotter	8/8	START	START	START	START	START	START	START	START
41	Oliver Straw	8/0	XXX	XXX	XXX	XXX	XXX	XXX	XXX	XXX
41	Curtis Jones Jr	6/0	...	XXX	XXX	XXX	XXX	XXX	...	XXX
42	RJ Kocan	2/0	...	XXX	XXX
43	Austin Brinkman	7/0	XXX	XXX	XXX	XXX	XXX	XXX	XXX	...
43	Colin McBee	1/0	XXX
44	Oreyend Fisher	0/0
44	Casey Stanley	0/0
45	Taurus Simmons	7/0	...	XXX	XXX	XXX	XXX	XXX	XXX	XXX
46	Luke Savino	0/0
47	Ty French	8/0	XXX	XXX	XXX	XXX	XXX	XXX	XXX	XXX
48	Tyler Cain	1/0	XXX
48	Nate Flower	1/0	...	XXX
50	Brandon Yates	8/8	START	START	START	START	START	START	START	START
51	Raymond Kovalesky	0/0
52	Nick Krahe	7/0	XXX	XXX	XXX	XXX	XXX	XXX	XXX	...
52	Corey McIntyre Jr	0/0
53	Caden Sellar	0/0
54	Fatorma Mulbah	8/8	START	START	START	START	START	START	START	START
55	Tomas Rimac	8/8	START	START	START	START	START	START	START	START
56	Sullivan Weidman	8/0	XXX	XXX	XXX	XXX	XXX	XXX	XXX	XXX
57	Lucas Austin	0/0
58	Nick Malone	8/8	START	START	START	START	START	START	START	START
59	Jackson Biser	0/0
60	Johnny Williams IV	8/1	XXX	XXX	XXX	XXX	XXX	XXX	XXX	START
62	Kyle Altuner	0/0
63	Bryce Biggs	3/0	...	XXX	XXX	XXX
64	Cooper Young	0/0
65	Justin Terry	1/0	XXX
66	Ja'Quay Hubbard	8/8	START	START	START	START	START	START	START	START
67	Landen Livingston	3/0	...	XXX	XXX	XXX
68	Aiden Ellis	0/0
69	Nate Gabriel	7/0	...	XXX	XXX	XXX	XXX	XXX	XXX	XXX
70	Griffin Fogle	0/0
72	Wesley Hancock	0/0
73	Andreas Hunter	0/0
74	Wyatt Milum	7/7	START	START	START	START	START	START	START	...
78	Xavier Bausley	5/0	XXX	XXX	XXX	...	XXX	XXX
80	TJ Johnson	2/0	XXX	XXX	...
81	Treytan Davis	8/3	XXX	XXX	XXX	XXX	START	START	START	XXX
82	Greg Genross	0/0
83	CJ Cole	8/0	XXX	XXX	XXX	XXX	XXX	XXX	XXX	XXX
85	Dom Collins	0/0
86	Will Dixon	2/0	XXX	XXX
87	Derek Berlitz	3/0	XXX	XXX	XXX	...
87	Kole Taylor	8/7	START	START	START	START	START	START	XXX	START
88	Donovan Grayson	0/0
88	Jack Sammarco	8/0	XXX	XXX	XXX	XXX	XXX	XXX	XXX	XXX
91	Jonah Ulloa	0/0
92	Asani Redwood	8/1	XXX	XXX	XXX	XXX	XXX	XXX	START	XXX
93	Quintin Goins	0/0
94	Makai Byerson	1/0	...	XXX
95	Zachariah Keith	0/0
96	Edward Vesterinen	2/2	START	START
97	Elijah Kinsler	2/0	...	XXX	XXX



2024-25 West Virginia Football
Games Played
All games

Page 3/3
as of Nov 04, 2024

##	Player	GP-GS	PSU	ALB	UP	KU	OSU	IowaSt	KState	UA
98	Leighton Bechdel	8/0	XXX	XXX	XXX	XXX	XXX	XXX	XXX	XXX
98	Harry Hilvert	0/0
99	Hammond Russell IV	8/0	XXX	XXX	XXX	XXX	XXX	XXX	XXX	XXX
99	Ronan Swope	0/0