




# COLLEGE FOOTBALL PLAYOFF



VS



FRIDAY, DECEMBER 31, 2021 • AT&T STADIUM • ARLINGTON, TX



# CINCINNATI

2021 GOODYEAR COTTON BOWL GUIDE



UC ATHLETICS COMMUNICATIONS 2751 O'VARSITY WAY SUITE 860 CINCINNATI, OHIO 45221-0021 • GOBEARCATS.COM



## COLLEGE FOOTBALL PLAYOFF

### 2021 SCHEDULE / RESULTS

DATE	OPPONENT (TV)	TIME (ET)/RES
Sept. 4	MIAMI (OH) (ESPN+)	W, 49-14
Sept. 11	MURRAY STATE (ESPN+)	W, 42-7
Sept. 18	@ Indiana (ESPN)	W, 38-24
Oct. 2	@ Notre Dame (NBC)	W, 24-13
Oct. 8	TEMPLE * (ESPN)	W, 52-3
Oct. 16	UCF * (ABC)	W, 56-21
Oct. 23	@ Navy * (ESPN2)	W, 27-20
Oct. 30	@ Tulane * (ESPN2)	W, 31-12
Nov. 6	TULSA * (ESPN2) <i>Homecoming</i>	W, 28-20
Nov. 12	@ South Florida * (ESPN2)	W, 45-28
Nov. 20	SMU * (ESPN) <i>Senior Day</i>	W, 48-14
Nov. 26	@ East Carolina * (ABC)	W, 35-13
Dec. 4	HOUSTON (ABC) <i>AAC Championship</i>	W, 35-20
Dec. 31	vs #1 Alabama (ESPN) <i>Cotton Bowl</i>	3:30 p.m.
Jan. 10	CFP National Championship (ESPN)	8 p.m.

All times ET. Home games in **BOLD CAPS**

\* - American Athletic Conference game.

### ON THE AIR

#### TV: ESPN

- Play-by-Play..... Sean McDonough
- Analyst..... Todd Blackledge
- Sideline..... Molly McGrath
- Online:..... ESPN+ Mobile App: ESPN+

#### RADIO: BEARCATS SPORTS NETWORK

- Play-by-Play..... Dan Hoard
- Analyst..... Jim Kelly Jr.
- Host/Engineer..... Mo Egger
- Local: 700 WLW AM
- Satellite: Sirius 82 / XM 82 / SXM App 82
- App: The Varsity Network: "Search Cincinnati"

**LIVE STATS:** Cincinnati.StatBroadcast.com

### SOCIAL MEDIA

- Twitter..... @GoBears | @GoBearsFB | @CoachFick
- Hashtag..... #Bears | #TEAM | #CinCityPride
- Instagram..... @GoBears | @GoBearsFB
- Facebook..... GoBears | GoBearsFootball

### ATHLETICS COMMUNICATIONS

ZACH STIPE..... Associate AD/Communications (FB SID)  
Phone (C):..... 865-244-6119  
Email:..... zach.stipe@uc.edu  
Twitter..... @zachstipe

MEGAN COFFEY/DAVID COHEN..... Secondary FB Contacts  
Phone (C/C):..... 773-343-5870 / 817-739-6585  
Email:..... Megan.Coffey@uc.edu / David.Cohen@uc.edu  
Twitter..... @megcoffey21 / @DavidECohen\_  
Web:..... GoBEARCATS.com

### 2021 COLLEGE FOOTBALL PLAYOFF SEMIFINAL AT THE 86TH GOODYEAR COTTON BOWL



#### #4 CINCINNATI BEARCATS (13-0)

**Head Coach** Luke Fickell  
**Record at Cincinnati** 48-14 (Fifth Year)  
**Overall Record** 54-21 (Sixth Year)



#### #1 ALABAMA CRIMSON TIDE (12-1)

**Head Coach** Nick Saban  
**Record at School** 182-24 (15th Year)  
**Overall Record** 273-86 (26th Year)

#### GAME INFORMATION

**Facility** AT&T Stadium  
**Capacity** 80,000  
**TV** ESPN  
**Radio** 700 WLW AM / Sirius 82 / XM 82 / SXM App 82  
**Series Record** Alabama leads 5-0  
**Cincinnati Bowl Record** 10-10  
**UC Bowl Record Under Fickell** 2-1

### UNDEFEATED CINCINNATI FACES NO. 1 ALABAMA IN THE CFP SEMIFINAL

- No. 4 Cincinnati became the first non-Power 5 team to make the College Football Playoff after finishing as the nation's only undefeated team and beating Houston, 35-20, on Dec. 4 to win a second-straight AAC Championship.
- The Bearcats will face the Crimson Tide in the 86th Goodyear Cotton Bowl Classic at AT&T Stadium in Arlington, Texas.
- UC will play in its fourth New Year's Six Bowl, joining appearances in the 2009 Orange Bowl, 2010 Sugar Bowl and the 2021 Peach Bowl. Cincinnati fell to Georgia, 24-21, in Atlanta last postseason.
- Alabama enters the game with a 12-1 record after beating Georgia, 41-24 in the SEC Championship. The Crimson Tide is led by Heisman Trophy-winning QB Bryce Young and SEC Defensive Player of the Year DE Will Anderson.
- Cincinnati features the nation's top cornerback tandem in senior Coby Bryant and junior Ahmad "Sauce" Gardner. Bryant won the Jim Thorpe Award, given to the nation's top defensive back, becoming the first Bearcat to win a national award since kicker Jonathan Ruffin won the Groza Award in 2000. Gardner became UC's third ever consensus All-American, joining Ruffin (2000) and punter Kevin Huber (2007-08).
- Luke Fickell won nearly every national Coach of the Year honor, taking home The Home Depot National Coach of the Year honor, the Eddie Robinson Coach of the Year and The Sporting News Coach of the Year among several honors.

### FICKELL HAS BEEN HERE BEFORE

- Luke Fickell was Ohio State's defensive coordinator when the No. 4-ranked Buckeyes defeated No. 1 Alabama, 42-35, in the College Football Playoff Semifinal at the Sugar Bowl to cap the 2014 season - the CFP's first year.
- Led by Fickell's defense, OSU shut down No. 2 Oregon to win the first CFP National Championship, 42-20, held at AT&T Stadium in Arlington, Texas. Fickell also won a national championship as part of Ohio State's staff in 2002.

### RIDDER NEARS SINGLE-SEASON TOUCHDOWN PASS AND YARDAGE RECORDS

- Senior QB Desmond Ridder holds countless Cincinnati and AAC records. He enters the CFP Semifinal nearing another record. With 30 touchdown passes in 2021, he is one behind the school record of 31 set by Ben Mauk (2007) and Gunner Kiel (2014).
- Ridder has 3,190 passing yards this season. He needs 353 yards to tie the single-season school record of 3,543 set by current quarterbacks coach and passing game coordinator Gino Guidugli in 2002.
- Ridder (12,280 career total yards) broke the AAC and Cincinnati total yardage records earlier this season. He is also the AAC's and Cincinnati's all-time leader in total touchdowns with 116 (87 passing, 28 rushing, 1 receiving). He broke Guidugli's career touchdown pass mark of 79 earlier in the season.

### BEARCATS IN RECENT BOWLS

- Cincinnati led most of the game before falling on a field goal with :03 left to Georgia, 24-21, in the 2021 Peach Bowl to cap a 9-1 2020 season on Jan. 1, 2021. RB Jerome Ford had a 79-yard touchdown run, while QB Desmond Ridder passed for 206 yards with scoring tosses to WR Alec Pierce and TE Josh Whyle. CB Coby Bryant had an interception, while LBs Darrian Beavers and Joel Dublanko forced fumbles in the game. CB Ahmad Gardner did not play in the game.
- UC routed Boston College, 38-6, in the Birmingham Bowl, on Jan. 2, 2020 at Legion Field, which featured a lightning delay. Ridder rushed for 105 yards and three touchdowns in the game, while throwing for another score.
- Cincinnati defeated Virginia Tech, 35-31, in the 2018 Military Bowl on Dec. 31, 2018, in a game that featured seven lead changes and 905 yards of combined offense. RB Michael Warren rushed for 166 yards and two TDs to earn MVP honors, while UC backup QB Hayden Moore came in for Ridder, who was injured early in the game.

### CINCINNATI PROVES IT'S ELITE

- No. 4 Cincinnati and No. 3 Georgia are the only two teams in the nation that rank in the Top 10 in both scoring offense (UC - 39.2, 8th) and scoring defense (UC - 16.1, 4th).
- Cincinnati sports a 22-1 record (.957) since the start of 2020, with the Bearcats only loss over the last 24 months coming by three points, 24-21, to Georgia in the 2020 Peach Bowl, on Jan. 1, 2021.
- Against ranked teams, UC is 2-0 in 2021 and 5-1 since the start of 2020. Fickell is 6-8 against ranked teams with UC.
- Six Bearcats accepted Senior Bowl invitations: QB Desmond Ridder, WR Alec Pierce, LB Darrian Beavers, CB Coby Bryant, S Bryan Cook and DE Myjai Sanders.
- 16 Bearcats collected All-AAC honors, including 12 on the First Team. Head Coach Luke Fickell and quarterback Desmond Ridder both repeated as AAC Coach of the Year and Offensive Player of the Year, respectively. Gardner won AAC Defensive Player of the Year.

### BREAKING RECORDS IN THE CLASSROOM

- Desmond Ridder and Alec Pierce became the fifth and sixth CoSIDA First Team Academic All-Americans in school history in December, while Lorenz Metz and Brian Cook collected second team honors. The Bearcats led the nation with four Academic All-Americans. UC posted a school-record GPA [3.212] in spring 2021.
- Cincinnati saw 19 players graduate this December. Four-year players under Luke Fickell have a 100% graduation rate.

# MEDIA SCHEDULE: COTTON BOWL



## MEDIA SCHEDULE

2021 College Football Playoff Semifinal at the 86th Goodyear Cotton Bowl Classic  
All Times Central

Date / Event	Location(s)	Time
<b>Sunday, December 26</b>		
Alabama Arrival/Media Availability <i>Attendees: Head Coach Nick Saban, LB Christian Harris, QB Bryce Young</i>	Hilton Anatole (Wyeth)	10:30 a.m.
Cincinnati Arrival/Media Availability <i>Attendees: Head Coach Luke Fickell, QB Desmond Ridder</i>	Gaylord Texan (Texoma 3)	4:30 p.m.
<b>Monday, December 27</b>		
Alabama Hospital E-Visit (Texas Scottish Rite Hospital)	Hilton Anatole (Virtual)	9:30-10:30 a.m.
Cincinnati Breakout News Conference - Offense <i>Attendees: Offensive Coordinator Mike Denbrock, RB Jerome Ford, OL Dylan O'Quinn, WR Alec Pierce, QB Desmond Ridder</i>	AT&T Stadium	10:10-10:40 a.m.
Cincinnati Practice (First 15 Minutes Open to Media)	AT&T Stadium	11:00 a.m.-1:00 p.m.
Alabama Practice (First 15 Minutes Open to Media)	AT&T Stadium	1:50-4:00 p.m.
Alabama Breakout News Conference - Defense <i>Attendees: Defensive Coordinator Pete Golding, LB Will Anderson Jr., DB Jordan Battle, DL Phidarian Mathis, LB Henry To'oto'o</i>	AT&T Stadium	4:00-4:30 p.m.
Media Hospitality	Omni Dallas (Trinity Ballroom)	4:00 p.m.-Midnight
<b>Tuesday, December 28</b>		
Media Hospitality	Omni Dallas (Trinity Ballroom)	8:00 a.m.-Midnight
Media Credential Distribution	Omni Dallas (Trinity Foyer)	8:00 a.m.-5:00 p.m.
Cincinnati Breakout News Conference - Defense <i>Attendees: Defensive Coordinator Mike Tressel, LB Darrian Beavers, CB Coby Bryant, LB Joel Dublanko, CB Ahmad "Sauce" Gardner</i>	AT&T Stadium	10:10-10:40 a.m.
Cincinnati Practice (First 15 Minutes Open to Media)	AT&T Stadium	11:00 a.m.-1:00 p.m.
Alabama Practice (First 15 Minutes Open to Media)	AT&T Stadium	1:50-4:00 p.m.
Cincinnati Hospital E-Visit (Children's Medical Center)	Gaylord Texan (Virtual)	2:30-3:30 p.m.
Alabama Breakout News Conference - Offense <i>Attendees: Offensive Coordinator Bill O'Brien, OL Evan Neal, RB Brian Robinson Jr., WR Jameson Williams, QB Bryce Young</i>	AT&T Stadium	4:00-4:30 p.m.
<b>Wednesday, December 29</b>		
Six Flags Fan Day	Six Flags Over Texas	All Day
Media Hospitality	Omni Dallas (Trinity Ballroom)	8:00 a.m.-Midnight
Media Credential Distribution	Omni Dallas (Trinity Foyer)	8:00 a.m.-5:00 p.m.
Alabama Media Day	AT&T Stadium	8:00-8:45 a.m.
Goodyear News Conference	AT&T Stadium	8:45-9:15 a.m.
Cincinnati Media Day	AT&T Stadium	9:15-10:00 a.m.
Cincinnati Practice (Closed)	AT&T Stadium	10:30 a.m.-12:00 p.m.
Alabama Practice (Closed)	AT&T Stadium	2:00-4:30 p.m.
Media Olympics	Omni Dallas (Trinity Ballroom)	7:00-10:00 p.m.

OPPONENT INFORMATION

**HEAD COACH:** Nick Saban  
**RECORD AT ALABAMA:** 182-24 (15th year)  
**CONFERENCE:** Southeastern Conference  
**2021 RECORD:** 12-1, 7-1 SEC  
**2020 POSTSEASON:** National Championship vs. Ohio State, W, 52-24

SERIES INFORMATION

**Series Record**..... 0-5  
**At Cincinnati**..... 0-1  
**At Alabama**..... 0-4  
**At Neutral Sites**..... 0-0  
**Most UC points**..... 10, Sept. 21, 1985  
**Most Alabama points**..... 45, Nov. 17, 1990  
**Combined points**..... 55, Sept. 21, 1985  
**Biggest UC win**..... N/A  
**Biggest Alabama win**..... 7-45, Nov. 17, 1990  
**Current streak**..... Alabama won 5 in a row

GAME-BY-GAME			
Year	Site	Score	Win
1990	Alabama	45-7	UA
1985	Alabama	45-10	UA
1984	Cincinnati	29-7	UA
1982	Alabama	21-3	UA
1908	Alabama	16-0	UA

LAST TIME THEY MET (1990)

	1	2	3	4	F
Alabama	14	14	10	7	- 45
Cincinnati	0	0	7	0	- 7

SCORING PLAYS

1st	5:54	ALA	Jones 6-yard run (Doyle kick)
	0:26	ALA	Anderson 5-yard run (Doyle kick)
2nd	5:44	ALA	Jones 1-yard run (Doyle kick)
	2:46	ALA	Sewell 17-yard run (Doyle kick)
3rd	2:15	CIN	Strong 38-yard yard run (Rowe kick)
	1:58	ALA	Pickett 31-yard fumble return (Doyle kick)
	0:28	ALA	Doyle 35-yard field goal
4th	12:02	CIN	Jones 1-yard run (Doyle kick)

**RUSHING:** Alabama- Anderson 15-95-1; Lassic 11-67; Sewell 5-52-1; Jones 7-27-3; Hollingsworth 3-26; Woodson 5-26; Finkley 1-19; Turner 4-15; Houston 3-5; Harris 1-2; Spikes 1--2. Cincinnati- Strong 18-102-1; Britford 3-10-0.

**PASSING:** Cincinnati- Anderson 11-27-97-0-2. Alabama- Hollingsworth 9-13-116-0-0; Woodson 2-2-66-0-0.

**RECEIVING:** Alabama- Russell 3-52; Cole 1-35; Harrison 1-31; Swinney 1-18; Turner 1-10; Lassic 1-10; Busky 1-8; Jones 1-1. Cincinnati- Jenkins 3-26; Strong 3-20; Bryant 1-15.

LAST TIME AGAINST ALABAMA (Nov. 17, 1990)

- Alabama had a season-high 514 total yards against the Bearcats, including 332 on the ground. 11 different players got a rush for the Crimson Tide.
- Robert Jones ran for two first-half touchdowns for Alabama. Chris Anderson and Junior Sewell each added another as the Crimson Tide led 28-0 at the break.
- Terry Strong gave the Bearcats their first and only score of the day on a 38-yard run in the third quarter. That touchdown broke Alabama's streak of 18 consecutive quarters without giving up a touchdown.

MORE ON THE RANKINGS

INSIDE THE RANKINGS

- Cincinnati is ranked No. 4 in the nation in the final College Football Playoff rankings. This marks the highest a non-Power Five team has ever been ranked in the rankings.
- The Bearcats become the first non-Power Five school to ever make the College Football Playoff.
- Cincinnati won its second-straight AAC title on Dec. 4 after defeating Houston, 35-20.
- Cincinnati earned its first ever win over a Top-10 team on the road with its 24-13 victory at No. 9 Notre Dame on Oct. 2.
- Since the start of 2020, UC is 5-1 against ranked opponents.
- The Bearcats' highest-ranked win to date was over No. 7 Rutgers (30-11) in 2006, with its highest on the road coming at No. 9 Notre Dame (besting 2009 at No. 14 Pitt). The squad's other top-10 win came in 1999 against No. 9 and eventual Rose Bowl champion Wisconsin.
- Fickell is 6-8 against ranked foes at UC, including a 2-0 record in 2021 (Notre Dame, Houston) and a 3-1 mark in 2020 (Army, SMU and Tulsa), while also defeating UCF in 2019.

THE MATCH UP

#4 CINCINNATI (13-0, 8-0 American)

TEAM STATISTICS	CIN	OPP
Points/Game	39.2	16.1
First Downs	264	241
Rushing/Game	180.2	137.5
Passing/Game	248.7	168.31
Total Offense/Game	428.8	305.8
Fumbles-Lost	17-11	26-15
Pen./Yds per Game	96/55.38	85/49.9
Time of Possession	27:12	32:44

INDIVIDUAL LEADERS

RUSHING	Att	Net	Avg	TD	YPG
Ford	200	1242	6.2	19	103.5
Ridder	100	361	3.6	6	27.77

PASSING	C-A-I	Pct.	Yds	TD	YPG
Ridder	234-355-8	65.92	3190	30	245.4

RECEIVING	Rec	Yds	Avg	TD	YPG
Pierce	50	867	17.34	8	66.7
Scott	26	477	18.35	5	35.7

DEFENSE	U-A-TT	TFL	Sck.	Int.	PBU
Dublanko	56-50-106	11	5.5	1	0
Beavers	43-46-89	10	4	1	2

#1 ALABAMA (12-1, 7-1 SEC)

TEAM STATISTICS	ALA	OPP
Points/Game	42.54	20.23
First Downs	316	232
Rushing/Game	147.6	82.9
Passing/Game	347.9	223.23
Total Offense/Game	495.5	306.2
Fumbles-Lost	17-6	10-5
Pen./Yds per Game	94/70.2	85/48.2
Time of Possession	31:46	28:14

INDIVIDUAL LEADERS

RUSHING	Att	Net	Avg	TD	YPG
Robinson Jr.	223	1071	4.8	14	89.3
Williams	48	284	5.9	1	28.4

PASSING	C-A-I	Pct.	Yds	TD	YPG
Young	314-462-4	68.9	4322	43	332.46

RECEIVING	Rec	Yds	Avg	TD	YPG
Williams	68	1445	21.3	15	111.2
Metchie III	96	1142	11.9	8	87.9

DEFENSE	U-A-TT	TFL	Sck.	Int.	PBU
To'oTo'o	48-53-101	8	4	0	1
Anderson Jr.	53-39-92	32.5	15.5	0	2

NCAA TEAM RANKINGS

CATEGORY	CIN	ALA
Total Offense	44	6
Rushing Offense	47	80
Passing Offense	50	7
Team Passing Efficiency	10	4
Scoring Offense	9	4
Total Defense	7	8
Rushing Defense	47	4
Passing Yards Allowed	2	61
Team Passing Effic. Def.	1	68
Scoring Defense	4	20
Turnover Margin	7	17
3rd Down Conversion Pct	56	2
4th Down Conversion Pct	10	72
3rd Down Conversion Pct Def.	21	8
4th Down Conversion Pct Def.	54	94
Red Zone Offense	95	11
Red Zone Defense	3	64
Net Punting	30	102
Punt Returns	32	44
Kickoff Returns	35	15
First Downs Offense	44	5
First Downs Defense	49	40
Fewest Penalties Per Game	111	107
Time of Possession	120	23

## #CINCITYPRIDE22

Cincinnati signed 19 high school seniors and one transfer on Wednesday, Dec. 15, during the initial day of the NCAA's early signing period. The Bearcats' class is currently rated No. 25 by ESPN and No. 33 by 247Sports, marking the highest-rated class in the American Athletic Conference and the highest-ranked in school history.

The 2022 Class is represented in 10 different states, including eight players from Ohio and three from Florida. The class features nine mid-year enrollees who will start classes next month and be eligible to participate in spring practice.

**LUTHER RICHESSON** .....QB  
• Nashville, Tenn./Lipscomb Academy

**STEPHEN BYRD\*** .....RB  
• Canal Winchester, Ohio/Canal Winchester

**MARCUS PETERSON** .....WR  
• Lake City, Fla./Columbia

**QUINCY BURROUGHS** .....WR  
• Jacksonville, Fla./Raines

**JOJO BERMUDEZ\*** .....WR  
• Egg Harbor City, N.J./Cedar Creek

**ETHAN GREEN** .....OL  
• Fremont, Ohio/Fremont Ross

**JONATHAN HARDER** .....OL  
• Delaware, Ohio/Olentangy Berlin

**LUKE DALTON\*** .....OL  
• Woodstock, Ill./Marian Central Catholic

**PAT BODY JR.** .....DB  
• Monroeville Pa./Gateway

**OLIVER BRIDGES** .....DB  
• Potomac, Md./The Bullis School

**JONQUIS "JQ" HARDAWAY\*** .....DB  
• Phenix City, Ala./Central

**KALEN CARROLL\*** .....DB  
• Greenwood, Ind./Center Grove

**KEN WILLIS\*** .....DB  
• Cincinnati, Ohio/Colerain

**JONATHAN THOMPSON** .....DB  
• Columbus, Ohio/St. Francis De Sales

**CINCEAR LEWIS\*** .....Sniper  
• Kalamazoo, Mich./Kalamazoo Central

**TYLER GILLISON** .....DE  
• Pickerington, Ohio/Pickerington Central

**CJ DOGGETTE\*** .....DT  
• Pickerington, Ohio/Pickerington Central

**DERRICK SHEPARD** .....DT  
• Dayton, Ohio/Archbishop Alter

**MARIO EUGENIO** .....DE  
• Tampa, Fla./Gaither

**RYAN COE\*\*** .....K  
• McDonald, Pa./South Fayette/Delaware

\*Mid-Year Enrollee

\*\*Transfer

## 2021 HONORS

**LUKE FICKELL**

- The Home Depot Coach of the Year
- Eddie Robinson/FWAA Coach of the Year
- AAC Coach of the Year
- AFCA Region 1 Coach of the Year

**DESMOND RIDDER**

- CoSIDA Academic All-America First Team
- CoSIDA Academic All-District
- AAC Offensive Player of the Year
- All-AAC First Team
- Manning Award Finalist
- Johnny Unitas Golden Arm Finalist
- Maxwell Award Semifinalist
- Walter Camp Award Semifinalist
- Davey O'Brien Award Semifinalist
- 2022 Senior Bowl Invite

**AHMAD GARDNER**

- Consensus All-American
- FWAA First Team All-American
- AFCA First Team All-American
- Sporting News First Team All-American
- Associated Press First Team All-American
- Walter Camp Second Team All-American
- Unanimous AAC Defensive Player of the Year
- All-AAC First Team
- Paycom Jim Thorpe Award Semifinalist
- ESPN First Team All-American
- CBS Sports/247 Sports First Team All-American
- The Athletic First Team All-American
- Pro Football Focus First Team All-American
- CoSIDA Academic All-District

**DARRIAN BEAVERS**

- All-AAC First team
- Butkus Award Finalist (Nation's Best LB)
- 2022 Senior Bowl Invite

**COBY BRYANT**

- Paycom Jim Thorpe Award Winner (Nation's Best DB)
- Walter Camp First Team All-American
- AFCA First Team All-American
- Sporting News Second Team All-American
- Associated Press Second Team All-American
- All-AAC First Team
- 2022 Senior Bowl Invite

**JEROME FORD**

- All-AAC First Team
- All-AAC First Team - PFF
- AAC Championship Game MVP

**MYJAI SANDERS**

- Unanimous First-Team All-AAC
- 2022 Senior Bowl Invite

**BRYAN COOK**

- CoSIDA Academic All-America Second Team
- CoSIDA Academic All-District
- All-AAC First Team
- Pro Football Focus Third Team All-American
- 2022 Senior Bowl Invite

**DYLAN O'QUINN**

- All-AAC First Team

**LORENZ METZ**

- CoSIDA Academic All-America Second Team
- CoSIDA Academic All-District
- All-AAC First Team

**JAKE RENFRO**

- All-AAC First Team

**CURTIS BROOKS**

- All-AAC First Team

**JOEL DUBLANKO**

- All-AAC First Team

**ALEC PIERCE**

- CoSIDA Academic All-America First Team
- CoSIDA Academic All-District
- All-AAC Second Team
- All-AAC Second Team - PFF
- 2022 Senior Bowl Invite
- Military Bowl 3M STEM Scholar-Athlete

**DESHAWN PACE**

- All-AAC Honorable Mention

**MARCUS BROWN**

- All-AAC Honorable Mention

**JOSH WHYLE**

- All-AAC Honorable Mention
- All-AAC Honorable Mention - PFF

**TRE TUCKER**

- All-AAC Third Team - PFF

**JEREMY COOPER**

- All-AAC Honorable Mention - PFF

**RYAN MONTGOMERY**

- All-AAC Third Team - PFF

**WILSON HUBER**

- CoSIDA Academic All-District
- Dan S. Petty Scholar-Athlete Award

## NFL DRAFT RANKINGS

*Dan Brugler's (The Athletic) 2022 NFL Draft Top-15 Position Rankings*

**QUARTERBACK**

NO. 4 - DESMOND RIDDER

**RUNNING BACK**

NO. 12 - JEROME FORD\*

**WIDE RECEIVER**

NO. 10 - ALEC PIERCE

**EDGE RUSHER**

NO. 10 - MYJAI SANDERS

**CORNERBACK**

NO. 6 - AHMAD "SAUCE" GARDNER\*  
NO. 12 - COBY BRYANT

**SAFETY**

NO. 9 - BRYAN COOK

\*Indicates draft-eligible underclassman who has yet to declare for the draft

**COACH FICKELL**

- UC opened a new era with the hiring of Luke Fickell as the Bearcats' 42nd head coach in December 2016.
- The 23-year veteran of the FBS coaching ranks took the reins of the UC program after spending 16 years at his alma mater, Ohio State. His impressive resume includes being on the staff of two national-championship-winning teams, seeing more than 40 players selected in the NFL Draft, coordinating outstanding defenses over 12 seasons, winning AAC Coach of the Year honors in 2018, 2020 and 2021 and leading the Bearcats to back-to-back AAC Championships in 2020 and 2021.
- He was named national coach of the year by The Home Depot, Eddie Robinson and The Sporting News after leading Cincinnati to the College Football Playoff in 2021.

**SEEKING PERFECTION**

- Cincinnati is now perfect through 13 games for the first time in program history after winning its second-straight AAC Championship.

**UC'S LONGEST WIN STREAKS TO START A SEASON**

Year	Streak
<b>2021</b>	<b>13-0</b>
2020	9-0
2009	12-0
1954	8-0
1951	9-0

**LONGEST WIN STREAKS IN UC HISTORY**

Year(s)	Streak
1953-54	16 games
<b>2021</b>	<b>13 games</b>
2009	12 games
1931-32	10 games
2020	9 games
2019	9 games
2006-07	9 games
2011-12	8 games

**WINNING LIKE FEW OTHERS**

- Desmond Ridder is the third FBS quarterback with 44 or more career victories.
- Only Kellen Moore (50) and Colt McCoy (45) have more wins in FBS history.

**Most wins by a QB in CFB history**

TEAM	W-L	WIN %
Kellen Moore	50-3	Boise State
Colt McCoy	45-8	Texas
<b>Desmond Ridder</b>	<b>44-5</b>	<b>Cincinnati</b>
Andy Dalton	42-7	TCU
David Greene	42-10	Georgia

\* Peyton Manning had 39

**TURNOVER TIME**

- Cincinnati is second in the nation in turnovers gained (29) and seventh in turnover margin (11).
- The Bearcats are third in the nation with 18 interceptions - a mark that leads the AAC.

**FORD RUNS WILD TO LEAD UC TO AAC CHAMPIONSHIP**

- Led by three touchdown passes from QB Desmond Ridder and 187 rushing yards and two scores from Game MVP RB Jerome Ford, Cincinnati captured its second consecutive American Athletic Conference Championship on Dec. 4 at Nippert Stadium.
- Led by senior middle linebacker Joel Dublanko (two

sacks) and senior defensive tackle Curtis Brooks (1.5), UC recorded eight sacks, its most since Sept. 20, 2014 against Miami (Ohio).

- After entering halftime with a 14-13 lead, Cincinnati scored three quick touchdowns at the start of the second half to run away from Houston.

**LEGENDARY NAMESAKE, STELLAR PLAY**

- Yes, senior cornerback Coby Bryant is named after NBA Legend Kobe Bryant.
- "My parents loved Kobe Bryant and my brother does too," Coby said. "So I was named for Kobe Bryant - it's just spelled differently."
- Bryant was named the winner of the 2021 Jim Thorpe Award, given to the best defensive back in the nation. He is the first Bearcat to win the award and joins Jonathan Ruffin (2000, Groza) as UC's only national award winners in school history.
- He was named a First Team All-American by the Walter Camp Foundation and the AFCA.
- Bryant ranks third in the nation with 45 career passes defended (10 INTs, 35 PBUs) among active players.
- In 2021, he has three interceptions, including a 74-yard pick-six against UCF, and 42 tackles. His 14 passes defended in 2021 rank ninth in the country.
- Bryant's brother, Christian, played safety at Ohio State under Luke Fickell and was drafted by the St. Louis Rams in 2014.

**NATION'S TOP PASS DEFENSE**

- UC ranks No. 1 nationally in pass efficiency defense (100.47), fourth in opponent completion percentage (53.5%), third in interceptions (18), fifth in TD passes allowed (10) and No. 2 in passing yards allowed (168.3).
- Junior Ahmad 'Sauce' Gardner is a lockdown boundary cornerback, who at 6-3, 200 pounds, has the production and measurables to be a potential first round pick. He had eight tackles, two PBUs and a 60-yard blocked FG TD return at ECU. Gardner has allowed only 14 receptions on 32 targets in 2021 and his 12.0 opponent passer rating when targeted is No. 2 in the country. He has never allowed a TD pass in his career and hasn't allowed a red-zone reception in 2021.
- Senior Coby Bryant won the Thorpe Award, given to the nation's top DB. He has 11 PBUs and three interceptions in 2021. He ranks No. 9 in the nation in passes defended (14).
- Sophomore linebacker Deshaun Pace leads UC in interceptions with four, which is tied for 11th nationally.
- Junior nickel back Arquon Bush, Gardner and Bryant each have three INTs, which is tied for No. 7 in the AAC.

**RIDDER AMONG BEST QB'S IN THE NATION**

- QB Desmond Ridder, the 2021 and 2020 American Athletic Conference Offensive Player of the Year, 2020 AAC Championship Game Most Outstanding Player and 2018 AAC Rookie of the Year, led the Bearcats to another AAC Championship and an appearance in the College Football Playoff.
- Through 13 games in 2021, Ridder has passed for 3,190 yards and 30 touchdowns, while adding 361 yards and six scores on the ground.
- He has thrown a TD pass in 24 straight games.
- Ridder is the No. 1 TD passer in school history, throwing 87 touchdowns. He passed UC QB coach Gino Guidugli (78 from 2001-04) for first in UC history in TD throws.

**NUMBERS TO KNOW**

0

Ahmad "Sauce" Gardner has never allowed a passing touchdown in his career. The junior from Detroit, Mich. has played over 1,000 coverage snaps since beginning his career in 2019 (PFF).

2

UC is one of two teams in the nation that ranks in the Top 10 in scoring offense (39.2, 8th) and scoring defense (16.1, 4th), joining No. 1 Georgia.

510

Cincinnati has scored 510 points this season to set a new school record. UC also set a new school-record with 70 TDs.

106

Sixth-year senior linebacker Joel Dublanko leads the Bearcats with 106 tackles, which ranks second in the AAC. The Aberdeen, Wash. native began his career in 2017 and has appeared in 52 games.

27

Cincinnati has won 27 consecutive games at Nippert Stadium - the nation's second-longest home win streak. Desmond Ridder went 26-0 at home in his career.

**MOVING UP SINGLE-SEASON CHARTS****CINCINNATI SINGLE-SEASON RUSHING TOUCHDOWNS**

RK	PLAYER	TDs
1.	<b>Jerome Ford (2021)</b>	<b>19</b>
	Michael Warren II (2018)	19
2.	David Small (1993)	17

**CINCINNATI SINGLE-SEASON TOUCHDOWNS**

RK	PLAYER	TDs
1.	<b>Jerome Ford (2021)</b>	<b>20</b>
	Michael Warren II (2018)	20

**CINCINNATI SINGLE-SEASON PASSING TOUCHDOWNS**

RK	PLAYER	TDs
1.	Gunner Kiel (2014)	31
	Ben Mauk (2007)	31
2.	<b>Desmond Ridder (2021)</b>	<b>30</b>
3.	Tony Pike (2009)	29

**CINCINNATI SINGLE-SEASON PASSING YARDS**

RK	PLAYER	Yds
1.	Gino Guidugli (2002)	3,543
2.	Brendon Kay (2013)	3,302
3.	Greg Cook (1968)	3,272
4.	Gunner Kiel (2014)	3,254
5.	<b>Desmond Ridder (2021)</b>	<b>3,190</b>
6.	Ben Mauk (2007)	3,121

**CINCINNATI SINGLE-SEASON RECEIVING YARDS**

RK	PLAYER	Yds
10.	Anthony McClung (2013)	939
15.	<b>Alec Pierce (2021)</b>	<b>867</b>

**CINCINNATI SINGLE-SEASON RUSHING YARDS**

RK	PLAYER	Yds
5.	Allen Harvin (1978)	1,283
6.	Michael Warren II (2019)	1,265
7.	Isiah Pead (2011)	1,259
8.	Robert Cooper (1999)	1,245
9.	<b>Jerome Ford (2021)</b>	<b>1,242</b>

## ACADEMIC ALL-AMERICANS

Cincinnati senior quarterback Desmond Ridder and senior wide receiver Alec Pierce were named First Team Academic All-Americans by CoSIDA on Wednesday, marking just the fifth and sixth Bearcats to earn the prestigious honor in school history and the first since 1997.

The duo was joined by junior offensive lineman Lorenz Metz and senior safety Bryan Cook, who were selected as Second Team Academic All-Americans by CoSIDA.

## CINCINNATI FOOTBALL'S ALL-TIME ACADEMIC ALL-AMERICANS

1979 – G Edward Koboves (Second Team)  
 1981 – OT Kari Yli-Ranko (First Team)  
 1983 – WR Jason Stargell (Second Team)  
 1989 – P Jeff Jones (Second Team)  
 1990 – DL Kyle Stroh (First Team)  
 1991 – TE Kris Bjorson (First Team)  
 1997 – DL John Joseph Kobalka (First Team)  
 2020 – P James Smith (Second Team)  
**2021 – QB Desmond Ridder (First Team)**  
**2021 – WR Alec Pierce (First Team)**  
**2021 – OL Lorenz Metz (Second Team)**  
**2021 – S Bryan Cook (Second Team)**

## 2021 AAC AWARDS

The Bearcats took over the American Athletic Conference Awards this year. In addition to winning Coach of the Year, Offensive Player of the Year and Defensive Player of the Year, 16 Bearcats were named to the All-AAC teams, including 12 on the First Team, one on the Second Team and three were named as Honorable Mentions.

- The 12 First Team selections for the Bearcats are the most by any team in American Athletic Conference history.
- Ridder becomes only the second player to repeat as Offensive Player of the Year in AAC history (McKenzie Milton, UCF, 2016, 2017).
- Gardner was selected by every other coach in the conference as the Defensive Player of the Year, the first in UC history. He also becomes just the fifth player in AAC history to be selected to the First Team three times.

## AAC OFFENSIVE PLAYER OF THE YEAR

- QB Desmond Ridder - 2x winner (2020, 2021)

## AAC DEFENSIVE PLAYER OF THE YEAR

- CB Ahmad "Sauce" Gardner - Unanimous winner

## AAC COACH OF THE YEAR

- Luke Fickell - 3x winner (2018, 2020, 2021)

## ALL-AAC FIRST TEAM

- QB Desmond Ridder - 2x (2020, 2021)
- RB Jerome Ford
- OT Dylan O'Quinn
- OG Lorenz Metz
- C Jake Renfro
- DL Curtis Brooks
- DL Myjai Sanders - Unanimous, 2x (2020, 2021)
- LB Darrian Beavers
- LB Joel Dublanko
- CB Ahmad "Sauce" Gardner - Unanimous, 3x (2019, 2020, 2021)
- CB Coby Bryant - 2x (2020, 2021)
- S Bryan Cook

## ALL-AAC SECOND TEAM

- WR Alec Pierce

## ALL-AAC HONORABLE MENTIONS

- DL Marcus Brown
- LB Deshawn Pace
- TE Josh Whyte

- Ridder, who graduated last fall, has 12,280 yards of total offense in his career, which ranks No. 1 in AAC history.
- Ridder is the only active player in college football with 10,000 passing yards and 2,000 rushing yards.
- He was a 2021 finalist for the Johnny Unitas Golden Arm Award and Manning Award, and a semifinalist for the Maxwell Award and Walter Camp Award.
- He became a father in April to a baby girl, Leighton Elizabeth, with his partner, Claire.

## BUILT FORD TOUGH

- Cincinnati junior running back Jerome Ford ranks sixth nationally in rushing touchdowns (19) and third in overall touchdowns (20).
- Ford's 103.58 rush ypg average ranks No. 18 nationally.
- Ford captured back-to-back AAC Offensive Player of the Week honors after rushing for 189 yards and four touchdowns against UCF and 149 yards and two scores versus Temple to lead Cincinnati to back-to-back 50-point games for the first-time in school history.
- He had 187 yards and TD runs of 79 yards and 42 yards to win AAC Championship MVP honors.
- Ford has six career 100-yard games, including five in 2021.
- Ford reached 100 rushing yards in the first four home games at Nippert Stadium in 2021 and in the AAC Championship.
- Ford at home in 2021: 110 carries, 865 rushing yards, 7.86 ypc, 123.6 ypg and 14 TDs.
- Ford has four career 75+ TD runs. He had a 75-yarder versus Temple, a 79-yarder vs. UCF, a 79-yarder against Houston in the 2021 AAC Championship and a 79-yard TD run against Georgia in the 2021 Peach Bowl.

## SAUCE PROVING TO BE ONE OF NATION'S BEST CBS

- CB Ahmad "Sauce" Gardner has never allowed a TD in his career, spanning more than 1,000 coverage snaps. Per PFF, he has only given up 117 receiving yards all year and no receptions in the red zone.
- The Detroit, Mich., native has allowed a 26.7 completion % and only 1.9 yards per target in 2021. He has 35 tackles, three INTs, three sacks, 3.5 TFLs, four PBUs and a forced fumble in 2021.
- Gardner was named a consensus All-American - UC's fourth-ever and first defensive player - after earning first-team accolades from the FWAA, AFCA, Sporting News and AP.
- Against Notre Dame, per PFF, Gardner allowed just three targets, two catches (nine yards) to go with his eighth-career INT over 51 coverage snaps.
- The three-time First-Team All-AAC selection (19, 20, 21) was a First Team All-American by USA Today and FWAA in 2020.
- He was unanimously named the AAC Defensive Player of the Year in 2021.

## PIERCE THE TOP TARGET

- Senior wide receiver Alec Pierce has proven to be one of the nation's top targets and the favorite receiver of QB Desmond Ridder.
- The 6-3, 213-pounder from Glen Ellyn, Ill., leads the Bearcats with 50 receptions for 867 yards (17.34 ypc) and eight TDs in 2021.
- He ranks fifth in the AAC in yards per catch (17.34) and sixth in yards per game (66.7).
- He had two touchdown receptions in the 48-14 win over SMU on Senior Day.
- The Rich Eisen Show named Pierce the Gorilla Glue

"Toughest Player on Earth" following his six-catch, 144-yard performance in the 24-13 win at Notre Dame.

- He earned his degree in mechanical engineering in December and was named a CoSIDA Academic All-American First Team selection.
- He was limited to just six games and 17 catches in 2020 after totaling 37 catches for 652 yards and two scores as a sophomore in 2019.

## BEAVERS FOR BUTKUS

- Graduate senior linebacker Darrian Beavers was one of the six finalists for the 2021 Dick Butkus Award, given annually to the nation's top linebacker.
- The Cincinnati native ranks second on the BlackCats defense in tackles (89), third in tackles for loss (10), third in sacks (4) and second in forced fumbles (2). He had his first interception of the season at East Carolina.
- Beavers, a native of Cincinnati and a high school safety, started his career at UConn before transferring back home, transforming his body and developing into one of the nation's top linebackers and an NFL prospect.

## SUPER SENIORS

- Five players, LB Darrian Beavers, DT Curtis Brooks, DT Marcus Brown, CB Coby Bryant, and LB Joel Dublanko elected to use their additional year of eligibility from COVID-19 to return to school for another season.
- QB Desmond Ridder & DE Myjai Sanders are NFL prospects who chose to return to UC.

## BEARCATS HAVE ONE OF THE NATION'S TOP Q-LINES

- Cincinnati has one of the nation's top offensive lines, which has allowed the Bearcats to average 6.93 yards per play (vs FBS) this season - which ranks 6th nationally.
- Cincinnati leads the American in yards per play (6.93) and in yards per rush (5.4).
- The Bearcats have only allowed 42 TFLs this season which ranks No. 4 nationally and is 19 less than the second-best American team (Memphis, 61).
- LG Jeremy Cooper and RT Dylan O'Quinn have started all 13 games for UC, while Lorenz Metz has emerged as a force at RG with Vinny McConnell, who missed time due to illness early in the season.
- C Jake Renfro is arguably the AAC's top center. He missed the USF game due to injury, but McConnell stepped in and had a great performance.
- LT James Tunstall won the job in Week 4 and hasn't looked back. He is a former FCS All-American at Stony Brook.

## WHYLE MAKES PLAYS

- TE Josh Whyte was UC's leading receiver last year with 25 receptions for 318 yards and six TDs.
- He made his first career start against Memphis and had four receptions for 36 yards on five targets.
- In 2020, Pro Football Focus named him a Third-Team All-America selection and he also snagged PFF All-AAC honors along with Second-Team All-AAC accolades from the coaches.
- He scores touchdowns in bunches. He brought in two touchdowns in each game against Navy and Tulane.
- The junior tight end is second on the team in receiving touchdowns with six through 13 games.
- He has 25 receptions for 320 yards in 2021.

**COMMUNITY SHOWS UP FOR COLLEGE GAMEDAY**

- ESPN College GameDay came to Cincinnati for the first-time in school history on Saturday, Nov. 6.
- Originating from The Commons at the heart of UC's campus, the show featured a live interview with head coach Luke Fickell and a behind-the-scenes segment on the Bearcats.
- Cincinnati was the 78th different school and the 94th different city to host GameDay during the show's 35 seasons. In addition, it was the fourth time that GameDay originated from the home site of an American Athletic Conference program, having traveled to Memphis (2019), UCF (2018) and Temple (2015) in recent seasons.
- Approximately 15,000 fans attended the event in an incredible show of support for the Bearcats.

**GOAL LINE STANDS LIFT UC PAST TULSA**

- The Bearcats made back-to-back goal line stops in the final two minutes to secure the 28-20 victory over Tulsa at Nippert Stadium.
- Senior LB Joel Dublanko made a career-high 17 tackles while senior WR Alec Pierce had five receptions for 113 yards and one 12-yard TD - his second 100-yard game of the season and fourth of his career.

**RIDDER LEADS UC TO TOP-10 VICTORY AT NOTRE DAME**

- QB Desmond Ridder was named the Davey O'Brien National QB of the Week for the second time and snagged the sixth AAC Player of the Week honor of his career on Oct. 4, following his triumphant performance at No. 9 Notre Dame on Oct. 2. The senior totaled 323 yards of total offense and three TDs to lead Cincinnati to its first-ever victory over a top-10 team on the road.
- Ridder tossed first-half touchdown passes to Tre Tucker and Leonard Taylor.
- After Notre Dame cut the UC lead to 4, 17-13, with eight minutes remaining in the game, Ridder led a six-play, 75-yard drive in which he delivered a 36-yard NFL throw to Taylor to put the Bearcats in the red zone. Two plays later he scored the game-sealing touchdown on a six-yard rush.

**RIDDER SCORES THREE WAYS IN 48-14 WIN OVER SMU**

- Ridder celebrated Senior Day by tossing three touchdowns, rushing for a score and catching his first career touchdown to lead the No. 3-ranked Cincinnati football team to a dominant 48-14 victory over SMU on Saturday at Nippert Stadium.
- Ridder collected AAC Offensive Player of the Week honors for the second time this season after he became the first Bearcat ever to score a TD via pass, rush and reception in a single game.

**RIDDER SETS TD PASS MARK IN 45-28 WIN AT USF**

- Senior QB Desmond Ridder completed 31 of 39 passes for 304 yards in the win at USF last Friday in Tampa.
- More importantly, he threw a pair of touchdowns in the game. His first, a one yard pass to Tre Tucker, gave him 78 career passing touchdowns, tying his quarterbacks coach Gino Guidugli for the most in UC history. His second TD pass, a 21-yard toss to Josh Whyte to start the third quarter, gave him the most career passing touchdowns in UC history.
- Ridder threw an interception on his second pass attempt, but then proceeded to complete 13 straight pass attempts and lead UC to 31 straight points.
- CB Ahmad Gardner and LB Deshawn Pace each

had interceptions in the game, while RB Ryan Montgomery scored two TDs.

**CINCINNATI DOMINATES UCF, EARNS 828 50-PT WINS**

- This is the first time in school history that the Bearcats have scored 50-plus points in back-to-back games (defeated Temple 52-3 on Friday).
- UC scored 56 points, which is the most since it scored since 63 against Alabama A&M on Sept. 15, 2018.
- The Bearcats jumped out to a 35-0 lead vs. UCF.
- RB Jerome Ford rushed for 179 yards and four touchdowns in the first half and finished with 189 rushing yards and four scores.

**FORD RUNS OVER OWLS IN 52-3 WIN VS TEMPLE**

- UC held Temple to 3 points, which is the fewest by an opponent since Nov. 9, 2019 against UConn (48-3).
- Jerome Ford's 75-yard TD run on the first play of the second half broke open a 17-3 game, giving the Bearcats a 24-3 lead en route to a 35-point second half.
- Sophomore RB Ethan Wright scored the first TD of his career on a 58-yard rush.
- The BlackCats defense only allowed 234 total yards, which was the lowest total of the year and fewest since UC gave up only 164 yards versus Boston College in a 38-6 win in the 2020 Birmingham Bowl in 2020. It was the fewest total yards from an opponent in a conference game since allowing 218 versus UConn in 2019.

**'PACE'-ING THE DEFENSE**

- Sophomore linebacker Deshawn Pace leads Cincinnati with four INTs, which ranks third in the AAC and tied-for 11th nationally. The Cincinnati native is fourth on UC with 79 tackles and his 8.0 TFLs are also fourth on the team.
- Pace was named the AAC Defensive Player of the Week after a game-high 10 tackles and a fourth-quarter interception in the 38-24 win at Indiana.

**FREAKS LIST**

- UC tied for the national lead with three honorees on Bruce Feldman's annual Freaks list.
- Myjai Sanders a 6-5, 259-pound DE, ran a 4.56 40-yard dash this offseason and 4.10 in the shuttle. He also has a 10-2 broad jump and 35-inch vertical.
- Alec Pierce, the big play, 6-3, 213-pound WR, broke the program skill-position record with a 675-pound deadlift. He also boasts an 11-foot broad jump, 40-inch vertical, 4.45 40 and 3.8 GPA in mechanical engineering.
- Desmond Ridder has clocked a 4.55 40 to go with a 10-8 broad jump, 4.00 shuttle and 36-inch vertical.

**FUTURE NFL STARS**

- More than 20 NFL scouts, including a several GMs, were credentialed for the Temple game and at least 13 scouts watched UC face UCF.
- Desmond Ridder (No. 8 QB), Myjai Sanders (No. 6 DE) and Ahmad Gardner (No. 6 CB) were listed among Mel Kiper's top 2022 draft prospects in September.
- Ridder moved up to the No. 5 QB in Kiper's latest update, while WR Alec Pierce was labeled the "Under-the-radar prospect your should know" by Kiper.

**GLANCING AT THE RECORD**

	2021	STK	SINCE '17*
Overall	13-0	W13	48-14
Home	7-0	W27	28-4
Road	6-0	W6	17-9
Neutral	0-0	L1	2-1
Conference	9-0	W16	30-10
Home	4-0	W17	17-3
Road	4-0	W6	11-6
Neutral	0-0	W1	1-1
Non-Conference	4-0	W4	17-4
Home	3-0	W9	11-1
Road	2-0	W3	4-2
Neutral	0-0	L1	2-1

\*since Luke Fickell became UC's head coach

**AAC STANDINGS**

SCHOOL	AAC	OVERALL
#4 Cincinnati	8-0	13-0
#20 Houston	8-0	11-2
UCF	5-3	8-4
ECU	5-3	7-5
Tulsa	5-3	6-6
SMU	4-4	8-4
Memphis	3-5	6-6
Navy	3-5	3-8
Temple	1-7	3-9
South Florida	1-7	2-10
Tulane	1-7	2-10

**THE COMPANY WE KEEP**

- UC has won 88% of its football games since 2018, ranking fifth among squads in the NCAA FBS.

**RECORD SINCE THE START OF THE 2018 SEASON**

TEAM	W-L	WIN %
Alabama	51-4	92.7%
Ohio State	44-5	89.8%
Clemson	48-6	88.9%
Notre Dame	45-6	88.2%
<b>Cincinnati</b>	<b>44-6</b>	<b>88.0%</b>
Georgia	44-8	84.6%
Oklahoma	43-8	84.3%

**LIGHT UP THE SKY**

- UC is a crafty veteran in stadium lighting, first starting in 1909 out of sheer necessity, as the large number of co-op students on the team could only practice after dark.
- As technology improved, UC's electrical engineering co-ops designed a lighting system which allowed UC to host one of the first night football games in the U.S. and the first in the Midwest on Sept. 29, 1923, opening the season at night with a 17-0 win over Kentucky Wesleyan.

**CHEER CINCINNATI**

- UC serves as an economic powerhouse for the Queen City, with more than 15,000 employees, 46,000 students, 300,000 living alumni and countless fans.
- Among the state's five counties in southwestern Ohio, UC generates a \$3.3 billion annual impact.
- UC is the 18th-oldest public institution in the U.S. and traces its origins to the founding of the Medical College of Ohio and Cincinnati College in 1819.

**HOMEGROWN**

- Since Head Coach Luke Fickell's arrival in Cincinnati in late 2016, the recruiting focus has shifted to the State of Cincinnati, a 50-mile radius around campus along with a 300-mile radius which covers Ohio and more. During Fickell's first spring in 2017, 11 scholarship players hailed from Ohio and entering 2021, the number has jumped to 45 Ohio scholarship players.

**WE ARE THE CHAMPIONS**

- UC won the 2021 AAC Championship, its 16th league championship, for the second-straight season.
- UC has played in three-straight AAC Championships.
- The 2020 AAC Championship game, played on Saturday, Dec. 19 at Nippert Stadium marked the latest date a game was played in Nippert since a game vs. Xavier on Dec. 7, 1918.

**CONFERENCE CHAMPIONSHIPS (16)**

YEAR	LEAGUE	HC	REC
1933	Buckeye *	King	7-2-0
1934	Buckeye	King	6-2-1
1947	Mid-American	Nolting	7-3-0
1949	Mid-American	Gillman	7-4-0
1951	Mid-American	Gillman	10-1-0
1952	Mid-American	Gillman	8-1-1
1963	Missouri Valley *	Studley	6-4-0
1964	Missouri Valley	Studley	8-2-0
2002	Conference USA *	Minter	7-7-0
2008	BIG EAST	Kelly	11-3-0
2009	BIG EAST	Kelly	12-1-0
2011	BIG EAST *	Jones	10-3-0
2012	BIG EAST *	Jones	10-3-0
2014	American *	Tuberville	9-4-0
2020	American	Fickell	9-0-0
2021	American	Fickell	13-0

\* - Shared title

**UNDEFEATED HOME RECORDS**

YEAR	RECORD
2021*	7-0
2020	7-0
2019	6-0
2018	6-0
2009	6-0
2008	6-0
2000	6-0
1993	5-0
1982	5-0
1976	5-0
1953	7-0
1941	6-0
1935	6-0

**IF YOU BUILD IT, THEY WILL COME**

- UC is bucking a nationwide trend, recently reporting a fall 2020 count of 46,798 students, its eighth-straight increase.

YEAR	ENROLLMENT
2020	46,798
2019	46,388
2018	45,949
2017	44,783
2016	44,338
2015	44,251
2014	43,691
2013	42,656

**DON'T CALL IT A COMEBACK**


- UC's 14-0 deficit at Indiana marked its largest comeback win since 2018 against Ohio, which was Desmond Ridder's third-career start.
- UC had six comeback wins in 2021.
- UC had 2019 comeback wins over USF (10), ECU (12), then No. 18 UCF (6) and Miami (OH) (10).
- UC put together six come-from-behind wins in 2018, earning victories after facing deficits at UCLA (10), vs. Ohio (21), vs. Tulane (4), at SMU (2), USF (6) and vs. Virginia Tech in the Military Bowl (3).

**COMEBACK WINS UNDER FICKELL**

DATE	OPPONENT	DEFICIT	FINAL
12/4/21	20 Houston	3	W, 35-20
11/26/21	@ECU	3	W, 35-13
11/12/21	@USF	7	W, 45-28
10/23/21	@ Navy	7	W, 27-20
09/18/21	@ INDIANA	14	W, 38-24
09/11/21	MURRAY STATE	7	W, 42-7
11/21/20	@ UCF	11	W, 36-33
09/26/20	22 ARMY	7	W, 24-10
11/16/19	@ USF	10	W, 20-17
11/02/19	@ ECU	12	W, 46-43
10/04/19	18 UCF	6	W, 27-24
09/14/19	MIAMI (OH)	10	W, 35-13
12/31/18	vs. Virginia Tech	3	W, 35-31
11/10/18	USF	6	W, 35-23
10/27/18	@ SMU	2	W, 26-20
10/06/18	TULANE	4	W, 37-21
09/22/18	OHIO	21	W, 34-30
09/01/18	@ UCLA	10	W, 26-17
11/25/17	UCONN	7	W, 22-21
11/04/17	@ Tulane	3	W, 17-16
09/16/17	@ Miami (OH)	11	W, 21-17

**THE BEARCATS - A FICKELL-ERA COMPARISON**

CATEGORY	2017	2018	2019	2020	2021
<b>Points Per Game</b>	20.9	35.0	29.6	37.5	39.2
<b>Total TDs</b>	31	43	49	49	70
<b>Yards Per Game</b>	351.8	449.6	390.3	451.0	429.6
<b>Yards Per Play</b>	5.2	6.0	5.5	6.7	6.9
<b>Rushing Yards Per Game</b>	135.3	235.6	208.0	212.4	180.9
<b>Rushing Yards Per Carry</b>	4.4	5.1	4.7	5.6	5.4
<b>Passing Yards Per Game</b>	216.4	214.0	182.3	238.6	248.7
<b>Passing Yards Per Attempt</b>	6.0	7.6	6.8	8.1	8.8
<b>Penalties/Yards/Per Game</b>	94/876/73.0	71/680/75.6	123/977/69.8	88/768/76.8	96/720/55.4
<b>Third-Down Conversion</b>	39%	45%	43%	45%	41%
<b>Red Zone Conversion (TDs)</b>	75% [55% TDs]	80% [71% TDs]	83% [66% TDs]	80% [67% TDs]	79% [69% TDs]
<b>Takeaways</b>	11 (5 INT/6 FR)	20 (12 INT/8 FR)	26 (16 INT/10 FR)	21 (16 INT/5 FR)	33 (18 INT/15 FR)
<b>Giveaways</b>	16 (9 INT/7 FL)	20 (7 INT/13 FL)	20 (11 INT/9 FL)	16 (6 INT/10 FL)	17 (8 INT, 9 FL)
<b>Points Allowed Per Game</b>	31.8	14.0	20.6	16.8	16.1
<b>Total TDs Allowed</b>	42	15	32	17	25
<b>Yards Allowed Per Game</b>	428.5	273.4	361.4	324.6	305.8
<b>Yards Allowed Per Play</b>	5.8	4.2	5.1	4.6	4.3
<b>Rushing Yards Allowed</b>	192.4	102.6	138.6	111.1	137.5
<b>Yards Allowed Per Carry</b>	4.4	3.2	3.6	3.1	3.3
<b>Passing Yards Allowed</b>	236.1	170.9	222.8	213.5	168.3
<b>Yards Allowed Per Attempt</b>	8.0	5.3	6.9	6.0	5.7
<b>Opponent Third-Down Conversion</b>	43%	26%	38%	35%	34%
<b>Opponent Red Zone Conversion (TDs)</b>	87% [52% TDs]	77% [55% TDs]	73% [43% TDs]	74% [44% TDs]	67% [54% TDS]





# THE RIDDER FACTOR

## 9 Things You Need to Know about No. 9 Desmond Ridder, Cincinnati's Star QB

1. He is the winningest active QB in College Football (44-5, 89.8%). He has never lost at home (26-0).
2. The Louisville, Ky., native has passed for more than 10,000 yards (10,095) and accounted for more than 12,000 total yards (12,281).
3. He has 37 total TDs (30 passing, 6 rushing, and 1 receiving) and eight interceptions in 2021.
4. He has passed for 3,190 yards and is completing 65.9% of his passes in 2021.
5. Ridder was named the National QB of the Week after leading UC to its first-ever road win over a Top 10 team against No. 9 Notre Dame (24-13).
6. Ridder was 2021 and 2020 AAC Player of the Year, 2020 AAC Championship Game MVP and the 2018 AAC Rookie of the Year.
7. A former two-star recruit, current Cincinnati Bengals head coach Zac Taylor gave Ridder his first FBS scholarship offer when he was the offensive coordinator at UC.
8. His debut came on the third offensive series in the 2018 season opener at UCLA where he led Cincinnati to a 26-17 comeback win (UC trailed 10-0).
9. He became a father in April to a baby girl, Leighton, with his partner, Claire.

## RIDDER'S CAREER GAME-BY-GAME

2021 DATE	OPP	C	A	I	PASSING %	Y	TD	LG	RUSHING A	Y	TD	LG
09/04	Miami (OH)	20	25	1	80.0	295	4	81	6	31	1	25
09/11	Murray St.	14	22	0	63.6	243	2	48	4	-4	0	4
09/18	at Indiana	20	36	1	55.6	210	1	28	10	45	1	26
10/02	at Notre Dame	19	32	0	58.4	297	2	45	10	26	1	11
10/08	Temple	22	30	0	73.3	244	3	38	3	6	0	13
10/16	UCF	13	23	0	56.5	140	1	23	4	14	0	10
10/23	at Navy	18	30	1	60.0	176	2	31	5	6	0	6
10/30	at Tulane	17	27	1	63.0	227	3	38	13	47	0	37
11/6	Tulsa	15	23	1	65.2	274	2	40	12	43	1	15
11/13	at USF	31	39	1	79.4	304	2	21	13	65	1	15
11/20	SMU	17	23	0	73.9	274	3	53	3	46	1	40
11/26	at ECU	17	28	2	60.7	301	2	53	10	37	0	24
12/04	Houston	11	17	0	64.7	190	3	44	7	19	0	13
<b>TOTALS</b>		<b>234</b>	<b>355</b>	<b>8</b>	<b>65.9%</b>	<b>3190</b>	<b>30</b>	<b>81</b>	<b>100</b>	<b>361</b>	<b>6</b>	<b>40</b>

2020 DATE	OPP	C	A	I	PASSING %	Y	TD	LG	RUSHING A	Y	TD	LG
09/19	APSU	13	19	0	68.4%	196	2	32	4	57	0	38
09/26	Army	18	33	1	54.5%	258	2	60	7	-14	0	5
10/03	USF	16	26	3	61.5%	143	2	35	4	28	0	26
10/24	at SMU	13	21	0	61.9%	126	1	19	8	179	3	91
10/31	Memphis	21	26	1	80.8%	271	3	45	10	41	2	13
11/07	Houston	17	27	1	63.0%	162	1	16	12	103	3	32
11/13	ECU	24	31	0	77.4%	327	3	45	8	75	1	27
11/21	at UCF	21	32	0	65.6%	338	2	35	14	57	2	20
12/19	Tulsa	19	29	0	65.5%	269	1	45	16	83	1	15
01/01	Georgia	24	37	0	64.9%	206	2	25	15	-17	0	9
<b>TOTALS</b>		<b>186</b>	<b>281</b>	<b>6</b>	<b>66.2%</b>	<b>2296</b>	<b>19</b>	<b>60</b>	<b>98</b>	<b>592</b>	<b>12</b>	<b>91</b>

2019 DATE	OPP	C	A	I	PASSING %	Y	TD	LG	RUSHING A	Y	TD	LG
08/29	UCLA	18	26	1	69.2%	242	2	52	9	34	0	15
09/07	at Ohio State	13	20	1	65.0%	166	0	48	9	-3	0	13
09/14	Miami (OH)	14	30	1	46.7%	186	2	51	13	9	0	18
09/28	at Marshall	18	22	0	81.8%	221	4	46	9	48	0	12
10/04	UCF	17	31	1	54.8%	149	2	26	12	41	0	12
10/12	at Houston	14	24	1	58.3%	263	3	75	11	50	1	18
10/19	Tulsa	12	22	0	54.5%	172	1	49	9	23	0	23
11/02	at East Carolina	12	24	2	50.0%	161	1	73	12	121	0	32
11/09	UConn	13	23	0	56.5%	136	2	23	7	94	0	34
11/16	at USF	9	18	0	50.0%	78	0	30	12	18	0	20
11/23	Temple	9	25	1	36.0%	62	0	10	9	-3	0	9
12/07	at Memphis	16	36	1	44.4%	233	0	32	11	113	1	39
01/02	Boston College	14	24	0	58.3%	95	1	17	21	105	3	22
<b>Totals</b>		<b>179</b>	<b>325</b>	<b>9</b>	<b>55.1%</b>	<b>2164</b>	<b>18</b>	<b>75</b>	<b>144</b>	<b>650</b>	<b>5</b>	<b>39</b>

2018 DATE	OPP	C	A	I	PASSING %	Y	TD	LG	RUSHING A	Y	TD	LG
09/01	at UCLA	13	24	0	54.2%	100	0	18	14	63	0	32
09/08	at Miami	6	11	0	54.5%	45	1	14	18	100	0	39
09/15	Alabama A&M	9	10	0	90.0%	199	3	61	2	12	1	22
09/22	Ohio	19	29	1	65.5%	274	2	77	10	28	1	9
09/29	at UConn	20	26	0	76.9%	270	2	38	8	47	1	41
10/06	Tulane	15	25	1	60.0%	174	2	31	16	65	1	28
10/20	at Temple	14	33	1	42.4%	111	0	15	16	9	0	12
10/27	at SMU	33	50	2	66.0%	352	2	32	17	47	0	19
11/03	Navy	13	17	0	76.5%	178	1	55	7	66	1	28
11/10	USF	17	24	0	70.8%	194	2	43	18	60	0	20
11/17	at UCF	11	26	0	42.3%	127	0	22	20	70	0	19
11/23	ECU	20	29	0	69.0%	335	4	57	2	7	0	7
12/31	vs Virginia Tech	4	7	0	57.1%	86	1	38	1	9	0	9
<b>Totals</b>		<b>194</b>	<b>311</b>	<b>5</b>		<b>2445</b>	<b>20</b>	<b>77</b>	<b>149</b>	<b>583</b>	<b>5</b>	<b>41</b>

### CAREER RUSHING STATISTICS

YEAR	GP	ATT	YDS	TD	LG	AVG/A	AVG/G
2018	13	150	572	5	41	3.9	44.8
2019	13	144	650	5	39	4.5	50.0
2020	10	98	592	12	91	6.0	59.2
2021	13	100	361	6	40	3.6	27.8
<b>TOTAL</b>	<b>49</b>	<b>485</b>	<b>2193</b>	<b>28</b>	<b>91</b>	<b>4.5</b>	<b>45.5</b>

### CAREER PASSING STATISTICS

YEAR	GP	C	A	I	Y	TD	LG	%	AVG/P	AVG/G
2018	13	194	311	5	2445	20	77	.62	12.6	188.1
2019	13	179	325	9	2164	18	75	.55	12.1	166.5
2020	10	186	281	6	2296	19	60	.66	12.3	229.6
2021	13	234	355	8	3190	30	81	.66	13.6	245.4
<b>TOTAL</b>	<b>49</b>	<b>793</b>	<b>1272</b>	<b>28</b>	<b>10095</b>	<b>87</b>	<b>81</b>	<b>62.3</b>	<b>12.65</b>	<b>207.4</b>

## RIDDER IN THE RECORD BOOKS

### CINCINNATI SCHOOL RECORDS

PASSING YARDS		
RK	PLAYER	YDS
1	Gino Guidugli (2001-04)	11,453
2	Desmond Ridder (2018-pres.)	10,095

PASSING TOUCHDOWNS		
RK	PLAYER	YDS
1	Desmond Ridder (2018-pres.)	87
2	Gino Guidugli (2001-04)	78

TOTAL YARDS		
RK	PLAYER	YDS
1	Desmond Ridder (2018-pres.)	12,281
2	Gino Guidugli (2001-04)	11,930

## AMERICAN ATHLETIC CONFERENCE RECORDS

TOUCHDOWNS RESPONSIBLE FOR		
RK	PLAYER	TDS
1	Desmond Ridder, Cincinnati	113
2	Quinton Flowers, USF	112
3	Brady White, Memphis	97

TOUCHDOWN PASSES		
RK	PLAYER	TDS
1	Brady White, Memphis	90
2	Desmond Ridder, Cincinnati	87
3	Dane Evans, Tulsa	80
4	Phillip Walker, Temple	74
5	McKenzie Milton, UCF	72

TOTAL YARDS GAINED		
RK	PLAYER	YDS
1	Desmond Ridder, Cincinnati	12,281
2	Quinton Flowers, USF	11,802
3	Phillip Walker, Temple	11,431
4	Holton Ahlers, East Carolina	11,280
5	Greg Ward, Jr., Houston	11,080
5	Brady White, Memphis	10,664

## FOOTBALL HISTORY

**HISTORICALLY SPEAKING**

The University of Cincinnati football program dates to 1885 and ranks as one of the 10 oldest in major college football and holds an all-time mark of 650-593-50 entering its 133rd season. UC has won a conference championship seven times in the last 14 years while playing in the postseason in 13 of the last 16 years. UC played in the American Athletic Conference title game for the first time in 2019 and won the championship game in 2020 and 2021. The Bearcats have tallied 134 wins since 2007, ranking among the Top-15 teams in the NCAA FBS. In 2010, UC reached as high as No. 3 in all three major polls (Associated Press, USA Today, Bowl Championship Series).

**A TOWER OF STRENGTH**

UC's football program is one of the nation's oldest — only Rutgers (1869), Michigan (1879), Navy (1880), and Minnesota (1883), among NCAA Football Bowl Subdivision institutions, predate Cincinnati, which began the sport in 1885.

**THE ROCK OF TRUTH**

UC has been involved in several historic college football milestones starting with Dec. 8, 1888. That day, the Bearcats and Miami (Ohio) University engaged in the first college football game played in the state of Ohio, launching a rivalry that is tied for the oldest in the game among major universities — North Carolina vs. Wake Forest began playing that same year. The Battle for the Victory Bell is the fifth-most played rivalry series in college football.

**ALWAYS ON THE SIDE OF INNOVATION**

A few years later in 1897, UC received an invitation to visit New Orleans to play a football game as a reward for a successful season, a precursor to the current postseason football bowl games.

**BOWL-CATS**

Cincinnati has been to 17 bowl games over the last 21 seasons and 21 in the program's 133 seasons. UC played in the first Bowl Championship Series, now New Year's Six, game in school history, taking on Virginia Tech in the 75th FedEx Orange Bowl on Jan. 1, 2009. The Bearcats returned to the New Year's Six in the Chick-fil-A Peach Bowl on Jan. 1, 2021 in Atlanta.

**WE ENGINEER BETTER**

In the 1930s, a UC football player wore a device with his helmet to protect his broken nose. The device was a forerunner of the now standard face mask. The first soccer-style place kick was also attempted by a Bearcat, Hank Hartong, in the early 1960s.

**THE CHART TOPPERS**

In 1968, the Bearcats were the nation's top passing team with quarterback Greg Cook leading the NCAA in total offense, while receiver/kicker Jim O'Brien captured the national scoring title. A year later, Cook earned Rookie of the Year honors as a Cincinnati Bengal, and two years later, O'Brien kicked the game-winning field goal for the Baltimore Colts in Super Bowl V.

**ALL-AMERICA TRADITION**

Forty-six Bearcats have earned All-America recognition. Mike Woods garnered first-team honors in 1977, earning him an appearance on Bob Hope's television special. Punter Kevin Huber became the first two-time First-Team Associated Press all-American in UC history when he earned the honor in 2007 and 2008.

**"THE TOE"**

Jonathan Ruffin received the Lou Groza Award as the nation's top kicker in 2000 after booting a record 26 field goals. He was presented the award by ESPN's Chris Fowler. Ruffin was also a consensus All-American that year.

**OUR CRADLE OF COACHES**

Coaching luminaries have patrolled the sidelines at Cincinnati. College Football Hall of Fame coach Frank Cavanaugh began his 24-season career at UC. Sid Gillman, a member of the College and NFL Halls of Fame, was the architect of one of the top eras of Cincinnati football history. He directed the Bearcats to three conference titles and a pair of bowl game appearances during his six seasons (1949-54) before leaving for the professional ranks. Cincinnati, with Gillman developing the passing offenses which would make him successful in the pro ranks, became known for its aerial attack in the early 1950s. That notoriety continued long after his departure. Current Head Coach Luke Fickell is in his fifth year with the program.

**THE NEXT LEVEL**

With more than 100 players advancing into the professional ranks and 12 earning Super Bowl wins, 45 earning all-America honors, and 11 garnering academic all-America recognition, Cincinnati football has clearly made an important impact on college football with its long history of accomplishments.

**TROPHY GAMES**

The Bearcats are involved in three trophy games. UC's annual clash with the Miami RedHawks is tied for the third-most-played series in college football history and the second-longest active rivalry in the FBS. The winner of the yearly fall battle claims the Victory Bell. The winner of the UC-Louisville contest takes home the Keg of Nails, while the winner of the UC-Pittsburgh game stakes claim to the River City Rivalry Trophy. UC currently holds two of the three trophies.

**UPSET CATS**

Cincinnati has been dangerous to top teams over the years, knocking off the likes of No. 8 Wisconsin, 17-12, at home in 1999, upending defending national champion Penn State in 1983 14-3 on the road, and dominating Virginia Tech, 16-0, in 1995 while allowing just 41 yards of offense. However, possibly the biggest upset in UC history came in 2006 as the Bearcats beat its highest-ranked opponent in Nippert Stadium history, blowing away then-No. 7 Rutgers, 30-11. The squad earned its highest ranked road win on Oct. 2, 2021, running past No. 9 Notre Dame, 24-13, in South Bend, Ind.

**CHAMPIONSHIP FOOTBALL**

With 134 wins since the 2007 season, the Bearcats have become relevant on the national stage once again. Between 2008-12, UC became the only FBS AQ school to earn four conference championships in five seasons. The 2008 BIG EAST Conference Championship was the school's first since 1956. UC finished with a school-record 12 wins in 2009 and finished No. 3 in the Bowl Championship Series standings. The 2008 and 2009 squads made the first two BCS appearances in school history, playing in the Orange and Sugar Bowls, respectively. The Bearcats added BIG EAST titles in 2011 and 2012 along with their first American Athletic Conference title in 2014. UC made a school-record five-straight bowl appearances between 2011-15, playing in the Liberty, Belk - twice, Military and Hawai'i bowls. The 2020 season saw UC return to the Top-10 in all three national polls, AP, USA Today and College Football Playoff, for the first time since 2009, including UC's highest CFP ranking, No. 7 on Nov. 22 and 28, 2020.

## POLLING DATA

WEEK	AP	COACHES	CFP
Preseason	8	10	-
Sept. 7	7	8	-
Sept. 12	8	8	-
Sept. 19	8	9	-
Sept. 26	7	8	-
Oct. 3	5	6	-
Oct. 10	3	4	-
Oct. 17	2	3	-
Oct. 24	2	2	-
Oct. 31	2	2	6
Nov. 7	2	3	5
Nov. 14	3	3	5
Nov. 21	4	4	4
Nov. 28	3	4	4
Dec. 5	4	4	4
<b>FINAL</b>	<b>-</b>	<b>-</b>	<b>-</b>

## VOICE YOUR CHOICE

AP	AFCA	CFP
1. Alabama	1. Alabama	1. Alabama
2. Michigan	2. Michigan	2. Michigan
3. Georgia	3. Georgia	3. Georgia
4. Cincinnati	4. Cincinnati	4. Cincinnati
5. Notre Dame	5. Notre Dame	5. Notre Dame
6. Baylor	6. Baylor	6. Ohio State
7. Ohio State	7. Ohio State	7. Baylor
8. Ole Miss	8. Ole Miss	8. Ole Miss
9. Oklahoma State	9. Oklahoma State	9. Oklahoma State
10. Utah	10. Michigan State	10. Michigan State
11. Michigan State	11. Utah	11. Utah
12. BYU	12. Pitt	12. Pitt
13. Pitt	13. Oklahoma	13. BYU
14. Oklahoma	14. BYU	14. Oregon
15. Oregon	15. Oregon	15. Iowa
16. Louisiana	16. Iowa	16. Oklahoma
17. Iowa	17. Louisiana-Laf.	17. Wake Forest
18. NC State	18. NC State	18. NC State
19. Clemson	19. Wake Forest	19. Clemson
20. Wake Forest	20. Kentucky	20. Houston
21. Houston	21. Houston	21. Arkansas
22. Arkansas	22. Clemson	22. Kentucky
23. Texas A&M	23. Texas A&M	23. Louisiana
24. UTSA	24. Arkansas	24. San Diego State
25. Kentucky	25. UTSA	25. Texas A&M

## NIPPERT STADIUM TOP-10 CROWDS

ATT	OPPONENT	DATE	RESULT
40,140	UConn	10/24/15	W, 37-13*
40,121	UCF	10/04/19	W, 27-24*
40,101	Miami (Fla.)	10/01/15	W, 34-23*
40,015	Houston	09/15/16	L, 40-16*
39,095	Alabama A&M	09/05/15	W, 52-10
38,919	UConn	11/09/19	W, 48-3
38,112	Miami (OH)	09/24/16	W, 27-20
38,112	Temple	09/12/15	L, 34-26
38,032	UCLA	08/29/19	W, 24-14
37,978	Miami (OH)	09/04/21	W, 49-14*
37,978	Temple	10/08/21	W, 52-3*
37,978	UCF	10/16/21	W, 56-21*
37,978	Tulsa	11/8/21	W, 28-20*
37,978	SMU	11/20/21	W, 48-14*
37,978	Houston	12/04/21	W, 35-20*

\*Sellouts

## NIPPERT STADIUM



CARSON FIELD AT NIPPERT STADIUM HAS BEEN THE VENERABLE HOME OF THE UNIVERSITY OF CINCINNATI FOOTBALL TEAM SINCE 1901 AND PROVIDES A PHENOMENAL HOME-FIELD ENVIRONMENT.

## A MODERN CLASSIC

- The third-oldest NCAA FBS stadium entered a new era in 2015 following the completion of a 20-month, \$86-million, privately funded renovation and expansion project.
- The post-renovation season in 2015 coincided with the 100th anniversary of the original 1915 construction.
- UC has used the Nippert site as a playing field since 1901, making it the second-oldest playing site in the nation for college football behind Penn's Franklin Field (1895).
- Among NCAA FBS schools, Nippert is the third-oldest stadium still in use, behind Bobby Dodd Stadium (Georgia Tech - 1913), Davis Wade Stadium (Mississippi State - 1914) and ahead of Ole Miss' Vaught-Hemingway Stadium (1915) and Wisconsin's Camp Randall Stadium (1917).
- Through numerous renovations, the structure situated in the middle of the Clifton campus has retained its early-century brickwork, wrought-iron gates, and trim giving Nippert a comfortable old-time stadium charm and appeal, while remaining a classic showplace for college football.

## FOR THE FANS

- Both concourses were renovated and widened and now feature nearly 75 permanent point-of-sale concession locations are available on game days.
- Concession stands feature the usual stadium staples along with offerings from premium local vendors, including Frisch's, Montgomery Inn and Skyline Chili.
- Enhancements were added in 2019, including: new tailgating spots, social gathering spaces, fans-first pricing and a season-long DJ for in-game entertainment.


## THE WEST PAVILION

- The most striking changes sit five stories above the west concourse. At 105,000 square feet and 130 yards long, the West Pavilion rises out of the stadium concourse in glass and angles which contain a host of new premium seating along with state-of-the-art press facilities.
- The curvature of the facility matches that of Herschede-Shank Pavilion on the east side of the stadium and contains four levels; the Margaret & Michael Valentine press and suite level, suite level, scholarship club level, and patio suites mezzanine level.
- UC went from having nearly no premium seating options to the addition of 1,100 scholarship club seats and 53 indoor and outdoor suites of varying sizes. A skywalk connects Tangeman University Center to the West Pavilion with premium area customers able to access the facility on gameday from the other side of campus.

## HISTORICALLY SPEAKING

- The 2015 project was the latest in a series of enhancements that began in 1916 when the stadium was completed, section-by-section, as funds were raised.
- The Cincinnati Bengals played at Nippert from 1968-69 and MLS' FC Cincinnati currently calls Nippert home.
- Nippert has served as a venue for numerous concerts and events, including speeches by US Presidents, Franklin D. Roosevelt (1936) and Barack Obama (2008).
- USA Today named it the best home-field venue in the former BIG EAST Conference and ESPN's Scott Van Pelt cited Nippert as a "one of the gems of college football".

## WHAT'S IN A NAME?



During the season-ending clash with rival Miami (OH) in 1923, Jimmy Nippert sustained a spike wound injury and died a month later from blood poisoning.

His grandfather, James N. Gamble of Procter and Gamble, provided the funds needed to complete the horseshoe-shaped structure, and the James Gamble Nippert Memorial Stadium was dedicated on Nov. 8, 1924.

The stadium's founder was Arch Carson, who as captain and principal organizer played a significant role in starting football on the UC campus in 1885. In 1901 as physical director of the university, Carson guided the construction of the field which was later named for him -- the playing surface is still called Carson Field.





## ROSTER/DEPTH CHART



# 2021 CINCINNATI FOOTBALL

## ALPHABETICAL ROSTER

#	NAME	POS.	HT.	WT.	CL.	EX.	HOMETOWN/HS/LAST SCHOOL
36	Will Adams ^	S	6-0	195	Jr.	1L	Cincinnati, Ohio / Mason
11	Sammy Anderson Jr.	CB	6-0	180	So.	HS	Dayton, Ohio / Trotwood-Madison
91	Alex Bales ^	K	5-10	177	So.	SQ	Westfield, Ind. / Westfield
0	Darrian Beavers	LB	6-4	255	Gr.	2L	Cincinnati, Ohio / Colerain / UConn
57	Ben Blevins ^ *	OL	6-2	270	Fr.	RS	Cincinnati, Ohio / La Salle
40	Leroy Bowers	SLB	6-1	213	Fr.	HS	Cincinnati, Ohio / Princeton
18	Jowon Briggs	DL	6-1	297	So.	TR	Cincinnati, Ohio / Walnut Hills / Virginia
92	Curtis Brooks	DL	6-2	285	Gr.	4L	Danville, Va. / George Washington
94	Chase Brown ^	DL	6-1	215	Jr.	SQ	Cleveland, Ohio / NDCL
99	Marcus Brown	DT	6-2	297	Gr.	4L	Naples, Fla. / Lely
50	Jackson Brusciarelli ^	LB	5-11	245	So.	SQ	Chicago, Ill. / Montini Catholic
7	Coby Bryant	CB	6-1	198	Gr.	4L	Cleveland, Ohio / Glenville
12	Todd Bumphis	CB	6-0	188	Fr.	RS	Toledo, Ohio / St. Francis De Sales
64	Jake Burns ^	OL	6-2	308	So.	RS	Akron, Ohio / Hoban
39	Bryce Burton ^	K	5-10	210	So.	SQ	Cincinnati, Ohio / Princeton
9	Arquon Bush	CB	6-0	190	Jr.	3L	Cleveland, Ohio / Euclid
32	James Camden ^	S	6-1	205	Fr.	RS	Cincinnati, Ohio / Anderson
86	Jack Campbell ^	TE	6-4	222	So.	SQ	Bellbrook, Ohio / Bellbrook
78	Luke Collinsworth	OL	6-6	316	Fr.	HS	Cincinnati, Ohio / East Central
6	Bryan Cook	S	6-1	210	Sr.	2L	Cincinnati, Ohio / Mount Healthy / Howard
74	Jeremy Cooper	OL	6-4	315	Jr.	2L	Chicago, Ill. / Mount Carmel
58	Dontay Corleone	DL	6-2	335	Fr.	HS	Cincinnati, Ohio / Colerain
8	Isiah Cox	S	6-2	192	Fr.	HS	Alcoa, Tenn. / Alcoa
82	Noah Davis ^	TE	6-4	244	Gr.	SQ	Cincinnati, Ohio / St. Xavier / Michigan State
49	Jack Dingle	LB	6-4	230	Fr.	HS	Louisville, Ky. / Trinity
29	Jacob Dingle	S	5-11	195	Jr.	2L	Louisville, Ky. / Trinity
23	Drew Donley	WR	6-2	173	Fr.	HS	Frisco, Texas / Lebanon Trail
41	Joel Dublanko	LB	6-3	240	Gr.	4L	Aberdeen, Wash. / IMG Academy
45	Barak Faulk ^	DL	6-3	241	Fr.	RS	Cincinnati, Ohio / Mason
66	Landon Fickell	OL	6-4	290	Fr.	HS	Cincinnati, Ohio / Moeller
14	Wyatt Fischer ^	WR	6-0	202	Jr.	2L	Mount Orab, Ohio / Western Brown
31	Mason Fletcher	P	6-7	202	Fr.	HS	Melbourne, Australia / ProKick
24	Jerome Ford	RB	5-11	215	Jr.	1L	Tampa, Fla. / Armwood / Alabama
1	Ahmad Gardner	CB	6-3	200	Jr.	2L	Detroit, Mich. / Martin Luther King
52	AJ George ^	OL	6-6	292	Fr.	HS	Byesville, Ohio / Meadowbrook
53	Gavin Gerhardt	OL	6-4	305	Fr.	RS	Xenia, Ohio / Xenia
55	Mao Glynn II	DL	6-3	275	Fr.	HS	Cincinnati, Ohio / Walnut Hills
54	Nick Grace ^	OL	6-5	257	Fr.	HS	Naperville, Ill. / North
70	Joey Groeber ^	OL	6-3	330	Jr.	SQ	Williamsburg, Ohio / Clermont NE / CCU
25	Jack Haglage ^	LB	6-2	220	Fr.	TR	Mason, Ohio / Mason / Naval Academy
4	Justin Harris	CB	6-0	190	Jr.	2L	Dayton, Ohio / Wayne
3	Ja'von Hicks	S	6-2	205	Sr.	3L	Cincinnati, Ohio / Colerain
37	Devin Hightower ^	LB	5-11	220	Fr.	TR	Twinsburg, Ohio / Hoban / Michigan State
13	Jacob Hoying ^	QB	6-2	202	Fr.	HS	Columbus, Ohio / Bishop Watterson
60	Joe Huber ^	OL	6-5	305	Fr.	RS	Dublin, Ohio / Jerome
2	Wilson Huber	LB	6-4	242	Sr.	3L	Indianapolis, Ind. / Franklin Central
19	Brody Ingle	LB	6-0	225	Jr.	2L	Cincinnati, Ohio / La Salle
30	Rob Jackson	DL	6-5	285	Fr.	HS	Philadelphia, Pa. / Archbishop Wood
73	CJ Johnson ^	OL	6-1	295	Jr.	SQ	Grand Rapids, Ohio / Liberty Center / Siena
23	Daved Jones Jr.	LB	6-1	225	So.	1L	Cincinnati, Ohio / Lakota West
69	Cam Jones	OL	6-8	325	So.	1L	Knott County, Ky. / Fredrick Douglass
5	Jordan Jones	WR	6-2	190	Gr.	1L	Smackover, Ark. / Smackover / Arkansas
16	Cameron Junior	LB	6-1	211	Fr.	HS	Middletown, Ohio / Middletown
98	Mychal Keys ^	DL	6-4	246	Jr.	SQ	Columbus, Ohio / Marion-Franklin
31	Casey Kirk ^	CB	5-10	190	Sr.	1L	Dublin, Ohio / Coffman
29	Ashton Koller ^	WR	6-1	195	Fr.	RS	Landen, Ohio / Kings
30	Michael Kopaygorodsky ^	RB	6-0	215	Sr.	2L	Mason, Ohio / Mason
65	Cody Lamb	OL	6-4	285	Sr.	2L	Miamisburg, Ohio / Miamisburg
47	Nate Lawler	TE	6-4	222	Jr.	2L	Dresden, Ohio / Tri-Valley
16	Brady Lichtenberg	QB	6-1	198	Fr.	HS	Toledo, Ohio / Saint Johns Jesuit
90	Christian Lowery ^	K	5-11	168	Fr.	HS	Acworth, Ga. / Harrison
43	Jonah Lytle ^	CB	5-11	165	Fr.	HS	Canton, Ohio / McKinley

#	NAME	POS.	HT.	WT.	CL.	EX.	HOMETOWN/HS/LAST SCHOOL
91	Miles Manigault ^	DL	6-2	280	Sr.	SQ	Cincinnati, Ohio / Moeller / ETSU
87	Joey McBee	TE	6-2	245	Fr.	HS	Morgantown, W.Va. / University
0	Charles McClelland	RB	5-11	193	Jr.	2L	Homerville, Ga. / Clinch County
77	Vincent McConnell	OL	6-5	300	Sr.	3L	Massillon, Ohio / Washington
22	De'Arre McDonald	S	6-1	205	Fr.	RS	Murfreesboro, Tenn. / Oakland
18	Chamon Metayer	TE	6-5	252	Fr.	HS	Miami, Fla. / North Miami
51	Lorenz Metz	OL	6-9	326	Jr.	2L	Neuötting, Germany / Kirchdorf Wildcats
15	Nate Meyer ^	WR	6-1	205	So.	SQ	Dublin, Ohio / Bishop Watterson
87	Jalen Monrrow	DL	6-4	250	Fr.	HS	Lafayette, Ind. / Jefferson-Lafayette
26	Myles Montgomery	RB	5-11	200	Fr.	HS	Jacksonville, Fla. / Fletcher
22	Ryan Montgomery	RB	5-10	205	Jr.	2L	Franklin, Ohio / Franklin
57	Ryan Mullaney ^	DL	6-1	242	So.	SQ	Cincinnati, Ohio / Moeller
85	Triston O'Brien ^	LS	6-3	200	Fr.	HS	Jefferson, Ohio / NDCL
50	Dylan O'Quinn	OL	6-4	305	Jr.	2L	Toledo, Ohio / Lake
20	Deshawn Pace	LB	6-2	218	So.	1L	Cincinnati, Ohio / Colerain
19	Will Pauling	WR	5-10	180	Fr.	HS	Chicago, Ill. / Homewood-Flossmoor
96	Dominique Perry	DL	6-2	288	Fr.	RS	Germantown, Md. / Northwest
10	Jack Perry ^	QB	6-0	201	Jr.	SQ	Mountain View, Calif. / St. Francis / St. Mateo
96	Cayson Pfeiffer ^	LS	6-0	215	So.	1L	Columbus, Ohio / Dublin Scioto
97	Eric Phillips	DL	6-3	265	So.	1L	Cincinnati, Ohio / Colerain
12	Alec Pierce	WR	6-3	213	Sr.	3L	Glen Ellyn, Ill. / Glenbard West
3	Evan Prater	QB	6-4	200	Fr.	RS	Cincinnati, Ohio / Wyoming
26	Malik Rainey	CB	5-11	180	Fr.	HS	Chicago, Ill. / Bolingbrook
56	Jake Renfro	OL	6-3	310	So.	1L	Mokena, Ill. / Providence Catholic
9	Desmond Ridder	QB	6-4	215	Sr.	3L	Louisville, Ky. / St. Xavier
35	Ryan Royer	LB	5-11	218	Sr.	3L	Hilliard, Ohio / Davidson
54	Izaiah Ruffin	DL	6-6	245	So.	SQ	Oak Park, Ill. / Oak Park River Forest
21	Myjai Sanders	DL	6-5	250	Sr.	3L	Jacksonville, Fla. / Camden County
34	Caleb Schmitz	TE	6-3	218	Fr.	HS	Lancaster, Pa. / Warwick
80	Chris Scott	WR	6-2	190	Fr.	RS	Columbus, Ohio / Pickerington North
21	Tyler Scott	WR	5-11	177	So.	1L	Norton, Ohio / Norton
36	Lewis Shepherd ^	RB	6-0	195	So.	TR	Elgin, Okla. / Elgin / NE Oklahoma
5	Jaquan Sheppard	S	6-2	200	Jr.	2L	Zephyrhills, Fla. / Zephyrhills
88	Payten Singletary	TE	6-4	230	Fr.	RS	Thomasville, Ga. / Thomasville
27	Armorian Smith	S	6-1	197	Fr.	HS	Detroit, Mich. / River Rouge
83	Blue Smith	WR	6-5	215	Jr.	SQ	Huber Hts. Ohio / Wayne / Ohio State
17	Cole Smith	K	5-11	193	Sr.	2L	Middletown, Ohio / Middletown
67	Jaxon Smith ^	OL	6-3	292	Fr.	RS	Maineville, Ohio / Kings
90	Jabari Taylor	DL	6-1	280	Sr.	3L	Akron, Ohio / Hoban
11	Leonard Taylor	TE	6-5	250	Sr.	3L	Springfield, Ohio / Springfield
24	Jaheim Thomas	LB	6-4	235	Fr.	RS	Cincinnati, Ohio / Princeton
85	Jlair Thomas ^	WR	6-4	192	So.	SQ	Cincinnati, Ohio / Winton Woods
25	Shaun Thomas ^	RB	6-0	188	Fr.	HS	Lima, Ohio / Central Catholic
20	Jadon Thompson	WR	6-2	185	So.	1L	Chicago, Ill. / Naperville Central
10	Bryon Threats	S	5-10	195	Fr.	HS	Dublin, Ohio / Coffman
7	Tre Tucker	WR	5-9	175	Jr.	2L	Akron, Ohio / CVCA
72	James Tunstall	OL	6-5	311	Jr.	TR	Indian Head, Md. / Lackey / Stony Brook
13	Ty Van Fossen	LB	6-2	220	Jr.	2L	Croton, Ohio / St. Francis De Sales
42	Malik Vann	DL	6-4	275	Sr.	3L	Cincinnati, Ohio / Fairfield
15	Taj Ward	CB	6-0	197	Jr.	2L	Solon, Ohio / Solon
81	Josh Whyte	TE	6-6	255	Jr.	2L	Cincinnati, Ohio / La Salle
44	Jah-Mal Williams	DL	6-4	213	Fr.	HS	Carver Ranches, Fla. / Cardinal Gibbons
75	John Williams	OL	6-5	310	Fr.	RS	Bolingbrook, Ill. / Bolingbrook
34	Justin Wodtly	DL	6-3	282	Fr.	RS	Cleveland, Ohio / Cleveland Hts.
71	Colin Woodside	OL	6-5	313	Jr.	1L	Lancaster, Ohio / Fairfield Union
4	Ethan Wright	RB	6-1	198	So.	1L	Akron, Ohio / Manchester
8	Michael Young Jr.	WR	5-10	195	Gr.	1L	Saint Rose, La. / Destrehan / Notre Dame
35	Brady Young ^	P	6-3	208	Fr.	HS	Perrysburg, Ohio / Perrysburg

^ - Walk-On; \* - Has utilized redshirt year.

## PRONUNCIATIONS

Jowon Briggs .....jo-wan  
 Jackson Brusciarelli .....brew-sha-nell-ee  
 Joel Dublanko .....do-BLANK-o  
 Mao Glynn II .....mah-oh  
 Ja'Von Hicks .....jay-son

Daved Jones Jr. ....day-vid  
 Michael Kopaygorodsky .....co-pay-guh-rod-ski  
 De'Arre McDonald .....dee-ah-ray  
 Chamon Metayer .....sha-mon muh-tay-err  
 Myjai Sanders .....my-jay

Armorian Smith .....oh-more-eee-on  
 Jlair Thomas .....jie-air  
 Malik Vann .....muh-leek

# 2021 CINCINNATI FOOTBALL

## NUMERICAL ROSTER

#	NAME	POS.	HT.	WT.	CL.	EX.	HOMETOWN/HS/LAST SCHOOL
0	Darrian Beavers	LB	6-4	255	Gr.	2L	Cincinnati, Ohio / Colerain / UConn
0	Charles McClelland	RB	5-11	193	Jr.	2L	Homerville, Ga. / Clinch County
1	Ahmad Gardner	CB	6-3	200	Jr.	2L	Detroit, Mich. / Martin Luther King
2	Wilson Huber	LB	6-4	242	Sr.	3L	Indianapolis, Ind. / Franklin Central
3	Ja'von Hicks	S	6-2	205	Sr.	3L	Cincinnati, Ohio / Colerain
3	Evan Prater	QB	6-4	200	Fr.	RS	Cincinnati, Ohio / Wyoming
4	Justin Harris	CB	6-0	190	Jr.	2L	Dayton, Ohio / Wayne
4	Ethan Wright	RB	6-1	198	So.	1L	Akron, Ohio / Manchester
5	Jordan Jones	WR	6-2	190	Gr.	1L	Smackover, Ark. / Smackover / Arkansas
5	Jaquan Sheppard	S	6-2	200	Jr.	2L	Zephyrhills, Fla. / Zephyrhills
6	Bryan Cook	S	6-1	210	Sr.	2L	Cincinnati, Ohio / Mount Healthy / Howard
7	Coby Bryant	CB	6-1	198	Gr.	4L	Cleveland, Ohio / Glenville
7	Tre Tucker	WR	5-9	175	Jr.	2L	Akron, Ohio / CVCA
8	Isiah Cox	S	6-2	192	Fr.	HS	Alcoa, Tenn. / Alcoa
8	Michael Young Jr.	WR	5-10	195	Gr.	1L	Saint Rose, La. / Destrehan / Notre Dame
9	Arquon Bush	CB	6-0	190	Jr.	3L	Cleveland, Ohio / Euclid
9	Desmond Ridder	QB	6-4	215	Sr.	3L	Louisville, Ky. / St. Xavier
10	Jack Perry ^	QB	6-0	201	Jr.	SQ	Mountain View, Calif. / St. Francis / St. Mateo
10	Bryon Threats	S	5-10	195	Fr.	HS	Dublin, Ohio / Coffman
11	Sammy Anderson Jr.	CB	6-0	180	So.	HS	Dayton, Ohio / Trotwood-Madison
11	Leonard Taylor	TE	6-5	250	Sr.	3L	Springfield, Ohio / Springfield
12	Alec Pierce	WR	6-3	213	Sr.	3L	Glen Ellyn, Ill. / Glenbard West
12	Todd Bumphis	CB	6-0	188	Fr.	RS	Toledo, Ohio / St. Francis De Sales
13	Jacob Hoying ^	QB	6-2	202	Fr.	HS	Columbus, Ohio / Bishop Watterson
13	Ty Van Fossen	LB	6-2	220	Jr.	2L	Croton, Ohio / St. Francis De Sales
14	Wyatt Fischer ^	WR	6-0	202	Jr.	2L	Mount Orab, Ohio / Western Brown
15	Nate Meyer ^	WR	6-1	205	So.	SQ	Dublin, Ohio / Bishop Watterson
15	Taj Ward	CB	6-0	197	Jr.	2L	Solon, Ohio / Solon
16	Cameron Junior	LB	6-1	211	Fr.	HS	Middletown, Ohio / Middletown
16	Brady Lichtenberg	QB	6-1	198	Fr.	HS	Toledo, Ohio / Saint Johns Jesuit
17	Cole Smith	K	5-11	193	Sr.	2L	Middletown, Ohio / Middletown
18	Jowon Briggs	DL	6-1	297	So.	TR	Cincinnati, Ohio / Walnut Hills / Virginia
18	Chamon Metayer	TE	6-5	252	Fr.	HS	Miami, Fla. / North Miami
19	Brody Ingle	LB	6-0	225	Jr.	2L	Cincinnati, Ohio / La Salle
19	Will Pauling	WR	5-10	180	Fr.	HS	Chicago, Ill. / Homewood-Flossmoor
20	Deshawn Pace	LB	6-2	218	So.	1L	Cincinnati, Ohio / Colerain
20	Jadon Thompson	WR	6-2	185	So.	1L	Chicago, Ill. / Naperville Central
21	Myjai Sanders	DL	6-5	250	Sr.	3L	Jacksonville, Fla. / Camden County
21	Tyler Scott	WR	5-11	177	So.	1L	Norton, Ohio / Norton
22	De'Arre McDonald	S	6-1	205	Fr.	RS	Murfreesboro, Tenn. / Oakland
22	Ryan Montgomery	RB	5-10	205	Jr.	2L	Franklin, Ohio / Franklin
23	Drew Donley	WR	6-2	173	Fr.	HS	Frisco, Texas / Lebanon Trail
23	Daved Jones Jr.	LB	6-1	225	So.	1L	Cincinnati, Ohio / Lakota West
24	Jerome Ford	RB	5-11	215	Jr.	1L	Tampa, Fla. / Armwood / Alabama
24	Jaheim Thomas	LB	6-4	235	Fr.	RS	Cincinnati, Ohio / Princeton
25	Jack Haglage ^	LB	6-2	220	Fr.	TR	Mason, Ohio / Mason / Naval Academy
25	Shaun Thomas ^	RB	6-0	188	Fr.	HS	Lima, Ohio / Central Catholic
26	Myles Montgomery	RB	5-11	200	Fr.	HS	Jacksonville, Fla. / Fletcher
26	Malik Rainey	CB	5-11	180	Fr.	HS	Chicago, Ill. / Bolingbrook
27	Armorion Smith	S	6-1	197	Fr.	HS	Detroit, Mich. / River Rouge
29	Jacob Dingle	S	5-11	195	Jr.	2L	Louisville, Ky. / Trinity
29	Ashton Koller ^	WR	6-1	195	Fr.	RS	Landen, Ohio / Kings
30	Rob Jackson	DL	6-5	285	Fr.	HS	Philadelphia, Pa. / Archbishop Wood
30	Michael Kopaygorodsky ^	RB	6-0	215	Sr.	2L	Mason, Ohio / Mason
31	Mason Fletcher	P	6-7	202	Fr.	HS	Melbourne, Australia / ProKick
31	Casey Kirk ^	CB	5-10	190	Sr.	1L	Dublin, Ohio / Coffman
32	James Camden ^	S	6-1	205	Fr.	RS	Cincinnati, Ohio / Anderson
34	Caleb Schmitz	TE	6-3	218	Fr.	HS	Lancaster, Pa. / Warwick
34	Justin Wodtly	DL	6-3	282	Fr.	RS	Cleveland, Ohio / Cleveland Hts.
35	Ryan Royer	LB	5-11	218	Sr.	3L	Hilliard, Ohio / Davidson
35	Brady Young ^	P	6-3	208	Fr.	HS	Perrysburg, Ohio / Perrysburg
36	Will Adams ^	S	6-0	195	Jr.	1L	Cincinnati, Ohio / Mason

#	NAME	POS.	HT.	WT.	CL.	EX.	HOMETOWN/HS/LAST SCHOOL
36	Lewis Shepherd ^	RB	6-0	195	So.	TR	Elgin, Okla. / Elgin / NE Oklahoma
37	Devin Hightower ^	LB	5-11	220	Fr.	TR	Twinsburg, Ohio / Hoban / Michigan State
39	Bryce Burton ^	K	5-10	210	So.	SQ	Cincinnati, Ohio / Princeton
40	Leroy Bowers	SLB	6-1	213	Fr.	HS	Cincinnati, Ohio / Princeton
41	Joel Dublanko	LB	6-3	240	Gr.	4L	Aberdeen, Wash. / IMG Academy
42	Malik Vann	DL	6-4	275	Sr.	3L	Cincinnati, Ohio / Fairfield
43	Jonah Lytle ^	CB	5-11	165	Fr.	HS	Canton, Ohio / McKinley
44	Jah-Mal Williams	DL	6-4	213	Fr.	HS	Carver Ranches, Fla. / Cardinal Gibbons
45	Barak Faulk ^	DL	6-3	241	Fr.	RS	Cincinnati, Ohio / Mason
47	Nate Lawler	TE	6-4	222	Jr.	2L	Dresden, Ohio / Tri-Valley
49	Jack Dingle	LB	6-4	230	Fr.	HS	Louisville, Ky. / Trinity
50	Jackson Brusciannelli ^	LB	5-11	245	So.	SQ	Chicago, Ill. / Montini Catholic
50	Dylan O'Quinn	DL	6-4	305	Jr.	2L	Toledo, Ohio / Lake
51	Lorenz Metz	OL	6-9	326	Jr.	2L	Neuötting, Germany / Kirchdorf Wildcats
52	AJ George ^	OL	6-6	292	Fr.	HS	Byesville, Ohio / Meadowbrook
53	Gavin Gerhardt	OL	6-4	305	Fr.	RS	Xenia, Ohio / Xenia
54	Nick Grace ^	OL	6-5	257	Fr.	HS	Naperville, Ill. / North
54	Izaiah Ruffin	DL	6-6	245	So.	SQ	Oak Park, Ill. / Oak Park River Forest
55	Mao Glynn II	OL	6-3	275	Fr.	HS	Cincinnati, Ohio / Walnut Hills
56	Jake Renfro	OL	6-3	310	So.	1L	Mokena, Ill. / Providence Catholic
57	Ben Blevins ^ *	OL	6-2	270	Fr.	RS	Cincinnati, Ohio / La Salle
57	Ryan Mullaney ^	OL	6-1	242	So.	SQ	Cincinnati, Ohio / Moeller
58	Dontay Corleone	OL	6-2	335	Fr.	HS	Cincinnati, Ohio / Colerain
60	Joe Huber ^	OL	6-5	305	Fr.	RS	Dublin, Ohio / Jerome
64	Jake Burns ^	OL	6-2	308	So.	RS	Akron, Ohio / Hoban
65	Cody Lamb	OL	6-4	285	Sr.	2L	Miamisburg, Ohio / Miamisburg
66	Landon Fickell	OL	6-4	290	Fr.	HS	Cincinnati, Ohio / Moeller
67	Jaxon Smith ^	OL	6-3	292	Fr.	RS	Maineville, Ohio / Kings
69	Cam Jones	OL	6-8	325	So.	1L	Knott County, Ky. / Fredrick Douglass
70	Joey Groeber ^	OL	6-3	330	Jr.	SQ	Williamsburg, Ohio / Clermont NE / CCU
71	Colin Woodside	OL	6-5	313	Jr.	1L	Lancaster, Ohio / East Central
72	James Tunstall	OL	6-5	311	Jr.	TR	Indian Head, Md. / Lackey / Stony Brook
73	CJ Johnson ^	OL	6-1	295	Jr.	SQ	Grand Rapids, Ohio / Liberty Center / Siena
74	Jeremy Cooper	OL	6-4	315	Jr.	2L	Chicago, Ill. / Mount Carmel
75	John Williams	OL	6-5	310	Fr.	RS	Bolingbrook, Ill. / Bolingbrook
77	Vincent McConnell	OL	6-5	300	Sr.	3L	Massillon, Ohio / Washington
78	Luke Collinsworth	OL	6-6	316	Fr.	HS	Cincinnati, Ohio / East Central
80	Chris Scott	WR	6-2	190	Fr.	RS	Columbus, Ohio / Pickerington North
81	Josh Whyte	TE	6-6	255	Jr.	2L	Cincinnati, Ohio / La Salle
82	Noah Davis ^	TE	6-4	244	Gr.	SQ	Cincinnati, Ohio / St. Xavier / Michigan State
83	Blue Smith	WR	6-5	215	Jr.	SQ	Huber Hts. Ohio / Wayne / Ohio State
85	Triston O'Brien ^	LS	6-3	200	Fr.	HS	Jefferson, Ohio / NDCL
85	Jiari Thomas ^	WR	6-4	192	So.	SQ	Cincinnati, Ohio / Winton Woods
86	Jack Campbell ^	TE	6-4	222	So.	SQ	Bellbrook, Ohio / Bellbrook
87	Joey McBee	TE	6-2	245	Fr.	HS	Morgantown, W.Va. / University
87	Jalen Monrrow	DL	6-4	250	Fr.	HS	Lafayette, Ind. / Jefferson-Lafayette
88	Payten Singletary	TE	6-4	230	Fr.	RS	Thomasville, Ga. / Thomasville
90	Christian Lowery ^	K	5-11	168	Fr.	HS	Acworth, Ga. / Harrison
90	Jabari Taylor	DL	6-1	280	Sr.	3L	Akron, Ohio / Hoban
91	Alex Bales ^	K	5-10	177	So.	SQ	Westfield, Ind. / Westfield
91	Miles Manigault ^	DL	6-2	280	Sr.	SQ	Cincinnati, Ohio / Moeller / ETSU
92	Curtis Brooks	DL	6-2	285	Gr.	4L	Darville, Va. / George Washington
94	Chase Brown ^	DL	6-1	215	Jr.	SQ	Cleveland, Ohio / NDCL
96	Dominique Perry	DL	6-2	288	Fr.	RS	Germantown, Md. / Northwest
96	Cayson Pfeiffer ^	LS	6-0	215	So.	1L	Columbus, Ohio / Dublin Scioto
97	Eric Phillips	DL	6-3	265	So.	1L	Cincinnati, Ohio / Colerain
98	Mychal Keys ^	DL	6-4	246	Jr.	SQ	Columbus, Ohio / Marion-Franklin
99	Marcus Brown	OT	6-2	297	Gr.	4L	Naples, Fla. / Lely

^ - Walk-On; \* - Has utilized redshirt year.

## PRONUNCIATIONS

Jowon Briggs.....jo-wan  
 Jackson Brusciannelli .....brew-sha-nell-ee  
 Joel Dublanko .....do-BLANK-o  
 Mao Glynn II.....mah-oh  
 Ja'Von Hicks.....jay-von

Daved Jones Jr. ....day-vid  
 Michael Kopaygorodsky .....co-pay-guh-rod-ski  
 De'Arre McDonald.....dee-ah-ray  
 Chamon Metayer .....sha-mon muh-tay-err  
 Myjai Sanders .....my-jay

Armorion Smith.....oh-more-eee-on  
 Jiari Thomas.....jie-air  
 Malik Vann.....muh-leek

# 2021 CINCINNATI FOOTBALL

## DEPTH CHART

### OFFENSE

<b>LT</b>	72	James Tunstall	6-5	311	Jr.
	75	John Williams	6-5	310	r-Fr.
<b>LG</b>	74	Jeremy Cooper	6-4	315	Jr.
	71	Colin Woodside	6-5	313	Jr.
	65	Cody Lamb	6-4	285	Sr.
<b>C</b>	56	Jake Renfro	6-3	310	So.
	53	Gavin Gerhardt	6-4	305	r-Fr.
<b>RG</b>	51	Lorenz Metz	6-9	326	Jr.
-or-	77	Vincent McConnell	6-5	300	Sr.
<b>RT</b>	50	Dylan O'Quinn	6-4	305	Jr.
	69	Cam Jones	6-8	325	So.
<b>TE</b>	81	Josh Whyte	6-6	255	Jr.
-or-	11	Leonard Taylor	6-5	250	Sr.
<b>WR</b>	12	Alec Pierce	6-3	213	Sr.
	5	Jordan Jones	6-2	190	Gr.
	83	Blue Smith	6-5	215	Jr.
<b>WR</b>	21	Tyler Scott	5-11	177	So.
	20	Jadon Thompson	6-2	185	So.
	80	Chris Scott	6-2	190	r-Fr.
<b>WR</b>	8	Michael Young Jr.	5-10	195	Gr.
	7	Tre Tucker	5-9	175	Jr.
	19	Will Pauling	5-10	180	Fr.
<b>QB</b>	9	Desmond Ridder	6-4	215	Sr.
	3	Evan Prater	6-4	200	r-Fr.
<b>RB</b>	24	Jerome Ford	5-11	215	Jr.
	0	Charles McClelland	5-11	193	Jr.
-or-	22	Ryan Montgomery	5-10	205	Jr.
-or-	4	Ethan Wright	6-1	198	So.

### DEFENSE

<b>DE</b>	21	Myjai Sanders	6-5	250	Sr.
	90	Jabari Taylor	6-1	280	Sr.
<b>DT</b>	92	Curtis Brooks	6-2	285	Gr.
	99	Marcus Brown	6-2	297	Gr.
	97	Eric Phillips	6-3	265	So.
<b>DE</b>	42	Malik Vann	6-4	275	Sr.
	18	Jowon Briggs	6-1	297	So.
<b>WLB</b>	0	Darrian Beavers	6-4	255	Gr.
	24	Jaheim Thomas	6-4	235	r-Fr.
	23	Daved Jones Jr.	6-1	225	So.
<b>MLB</b>	41	Joel Dublanko	6-3	240	Gr.
	2	Wilson Huber	6-4	242	Sr.
<b>SLB</b>	13	Ty Van Fossen	6-2	220	Jr.
	20	Deshawn Pace	6-2	218	So.
<b>CB</b>	1	Ahmad Gardner	6-3	200	Jr.
	5	Jaquan Sheppard	6-2	200	Jr.
<b>S</b>	6	Bryan Cook	6-1	210	Sr.
	29	Jacob Dingle	5-11	195	Jr.
<b>S</b>	3	Ja'von Hicks	6-2	205	Sr.
	36	Will Adams	6-0	195	Jr.
<b>CB</b>	7	Coby Bryant	6-1	198	Gr.
	12	Todd Bumphis	6-0	188	r-Fr.
<b>N</b>	9	Arquon Bush	6-0	190	Jr.
	15	Taj Ward	6-0	197	Jr.

### SPECIAL TEAMS

<b>LS</b>	96	Cayson Pfeiffer	6-0	215	So.
	85	Triston O'Brien	6-3	200	Fr.
<b>H</b>	39	Bryce Burton	5-10	210	So.
	31	Mason Fletcher	6-7	202	Fr.
<b>K</b>	91	Alex Bales	5-10	177	So.
-or-	17	Cole Smith	5-11	193	Sr.
-or-	90	Christian Lowery	5-11	168	Fr.
<b>KO</b>	91	Alex Bales	5-10	177	So.
<b>P</b>	31	Mason Fletcher	6-7	202	Fr.
	91	Alex Bales	5-10	177	So.
<b>PR</b>	22	Ryan Montgomery	5-10	205	Jr.
	8	Michael Young Jr.	5-10	195	Gr.
<b>KR</b>	7	Tre Tucker	5-9	175	Jr.
	21	Tyler Scott	5-11	177	So.

^ - Walk-On

## NUMERICAL ROSTER

0	Darrian Beavers	LB	14	Wyatt Fischer ^	WR	29	Jacob Dingle	S	51	Lorenz Metz	OL	80	Chris Scott	WR
0	Charles McClelland	RB	15	Nate Meyer ^	WR	29	Ashton Koller ^	WR	52	AJ George ^	OL	81	Josh Whyte	TE
1	Ahmad Gardner	CB	15	Taj Ward	CB	30	Rob Jackson	DL	53	Gavin Gerhardt	OL	82	Noah Davis ^	TE
2	Wilson Huber	LB	16	Cameron Junior	LB	30	Michael Kopaygorodsky ^RB		54	Nick Grace ^	OL	83	Blue Smith	WR
3	Ja'von Hicks	S	16	Brady Lichtenberg	QB	31	Mason Fletcher	P	54	Izaiah Ruffin	DL	85	Triston O'Brien ^	LS
3	Evan Prater	QB	17	Cole Smith	K	31	Casey Kirk ^	CB	55	Mao Glynn II	OL	85	Jiair Thomas ^	WR
4	Justin Harris	CB	18	Jowon Briggs	DL	32	James Camden ^	S	56	Jake Renfro	OL	86	Jack Campbell ^	TE
4	Ethan Wright	RB	18	Chamon Metayer	TE	34	Caleb Schmitz	TE	57	Ben Blevins ^	OL	87	Joey McBee ^	TE
5	Jordan Jones	WR	19	Brody Ingle	LB	34	Justin Wodtly	DL	57	Ryan Mullaney ^	DL	87	Jalen Monrrow	DL
5	Jaquan Sheppard	S	19	Will Pauling	WR	35	Ryan Royer ^	LB	58	Dontay Corleone	DL	88	Payten Singletary	TE
6	Bryan Cook	S	20	Deshawn Pace	LB	35	Brady Young ^	P	60	Joe Huber ^	OL	89	Sterling Miles	DL
7	Coby Bryant	CB	20	Jadon Thompson	WR	36	Will Adams ^	S	64	Jake Burns ^	OL	90	Christian Lowery ^	K
7	Tre Tucker	WR	21	Myjai Sanders	DL	36	Lewis Shepherd ^	RB	65	Cody Lamb	OL	90	Jabari Taylor	DL
8	Isiah Cox	S	21	Tyler Scott	WR	37	Devin Hightower ^	LB	66	Landon Fickell	OL	91	Alex Bales ^	K
8	Michael Young Jr.	WR	22	De'Arre McDonald	S	39	Bryce Burton ^	K	67	Jaxon Smith ^	OL	91	Miles Manigault ^	DL
9	Arquon Bush	CB	22	Ryan Montgomery	RB	40	Leroy Bowers	SLB	69	Cam Jones	OL	92	Curtis Brooks	DL
9	Desmond Ridder	QB	23	Drew Donley	WR	41	Joel Dublanko	LB	70	Joey Groeber ^	OL	94	Chase Brown ^	DL
10	Jack Perry ^	QB	23	Daved Jones Jr.	LB	42	Malik Vann	DL	71	Colin Woodside	OL	96	Dominique Perry	DL
10	Bryon Threats	S	24	Jerome Ford	RB	43	Jonah Lytle ^	CB	72	James Tunstall	OL	96	Cayson Pfeiffer ^	LS
11	Sammy Anderson Jr.	CB	24	Jaheim Thomas	LB	44	Jah-Mal Williams	DL	73	CJ Johnson ^	OL	97	Eric Phillips	DL
11	Leonard Taylor	TE	25	Jack Haglage ^	LB	45	Barak Faulk ^	DL	74	Jeremy Cooper	OL	98	Mychal Keys ^	DL
12	Alec Pierce	WR	25	Shaun Thomas ^	RB	47	Nate Lawler ^	TE	75	John Williams	OL	99	Marcus Brown	DT
12	Todd Bumphis	CB	26	Myles Montgomery	RB	49	Jack Dingle	LB	76	Marcelo Mendiola	OL			
13	Jacob Hoying ^	QB	26	Malik Rainey	CB	50	Jackson Brusciannelli ^	LB	77	Vincent McConnell	OL			
13	Ty Van Fossen	LB	27	Armorian Smith	S	50	Dylan O'Quinn	DL	78	Luke Collinsworth	OL			





**COACHES & PLAYER BIOS**





University of Cincinnati football head coach Luke Fickell has elevated the Bearcats' football team to the top of college football in less than five years.

Hired as the 42nd football head coach in UC history on Dec. 10, 2016, Fickell, an Ohio native, led Cincinnati to back-to-back 11-win campaigns in 2018 and 2019 and an undefeated regular season that culminated with a Peach Bowl berth in 2020, before doing what few imagined in 2021 – leading the Bearcats to the College Football Playoff and their first-ever 13-0 record.

It's no surprise Fickell was named The Home Depot National Coach of the Year for 2021.

Fickell has watched seven Bearcats earn a selection in the NFL Draft and captured AAC Coach of the Year honors three times (2018, 2020, 2021). He has firmly established his T.E.A.M. (Together Everyone Achieves More) culture on Cincinnati's Clifton Hts. campus, graduating players and instilling discipline and consistency on and off the field.

In 2021, the Bearcats finished as the nation's only undefeated team and as the No. 4 seed in the College Football Playoff. UC also secured a No. 2 ranking early in the fall in the AP Poll – their highest ranking in school history. Cincinnati defeated No. 9 Notre Dame, 24-13, in South Bend, Ind., for its first-ever road victory over a Top 10 team. The Bearcats' capped the season by defeating Houston, 35-20, for their second consecutive AAC Championship title.

Cincinnati set school records for points (510) and touchdowns (70) in 2021 and extended the nation's second-longest home winning streak to 27-straight at Nippert Stadium.

UC proved to be one of the nation's most complete teams, ranking in the nation's Top 10 in both scoring offense (39.2, 8th) and scoring defense (16.1, 4th).

Fickell's Bearcats saw 12 players earn All-AAC First Team honors, including two-time AAC offensive player of the year quarterback Desmond Ridder and AAC defensive player of the year cornerback Ahmad "Sauce" Gardner.

Additional honors were given to senior cornerback Coby Bryant, who became the first Bearcat to win the Jim Thorpe Award, given to the nation's top defensive back, while senior linebacker Darrian Beavers was a finalist for the Butkus Award, given to the nation's top linebacker.

Perhaps most impressively, six Bearcats collected Academic All-District honors – the most of any team in the country. Under Fickell, Cincinnati's four-year football players have a 100% graduation rate.

Fickell led UC to back-to-back 11-win seasons in 2018 and 2019, the 2019 AAC East Division Championship along with consecutive bowl-game wins in the 2018 Military Bowl and 2019 TicketSmarter Birmingham Bowl.

In 2020, the Bearcats finished the regular season undefeated before

facing Georgia in the Peach Bowl – UC's first New Year's Six Bowl since 2009. Led by Ridder, eight Bearcats collected First Team all-conference honors. Fickell was named AAC Coach of the Year for a second time, too.

Cincinnati defeated Tulsa, 27-24, to win the 2020 AAC Championship.

Fickell led one of the more remarkable turnarounds in school history in 2018, rebounding from a 4-8 inaugural campaign with the third 11-win season in school history and a win in the Military Bowl.

The 23-year veteran of the FBS coaching ranks took the reins of the UC program after spending 18 years at his alma mater, Ohio State. His resume includes being on the staff of two national-championship winning teams (2002 and 2014), seeing more than 40 players selected in the NFL Draft, including 14 first-rounders.

The former standout football player, college graduate, NFL player, husband and father is most-noticed as a developer of talent.

His NFL Draft selections include first-round picks A.J. Hawk, Bobby Carpenter, Ryan Shazier and Darron Lee, NFL standout James Laurinaitis, along with Joshua Perry, Anthony Schlegel, Larry Grant, Marcus Freeman and most recently UC players Cortez Broughton, Korey Cunningham and Josiah Deguara.

Four Bearcats were selected in the 2021 NFL Draft: James Hudson, Darrick Forrest, James Wiggins and Gerrid Doaks.

Fickell was a part of nine Big Ten Conference titles (seven as a coach, two as a player), two national championship squads and 15 postseason games at Ohio State, including two College Football Playoff appearances.

Fickell's coaching career began at Ohio State in 1999 as a graduate assistant at OSU by his college coach, John Cooper.

Fickell's first full-time coaching position came in 2000 under Lee Owens at Akron, spending two years as defensive line coach. Jim Tressel brought him to Ohio State as special teams coordinator in 2002.

Fickell stayed at Ohio State from 2002-2016, winning two national championships in 2002 and 2014.


A native of Columbus, Ohio, Fickell is a graduate of DeSales High School, where he was a three-time, undefeated state wrestling champion.

Fickell played for the Buckeyes from 1992-96, starting four seasons at nose guard. He started a then school-record 50 consecutive games between 1993 and 1996.

He graduated from Ohio State in 1997 with a degree in exercise science. Fickell and his wife Amy have six children: Landon, Luca, twin sons Aydon and Ashton, and twin sons Laykon and Lucian.

## LUKE FICKELL HIGHLIGHTS

- The Home Depot National Coach of the Year (21)
- Three-Time AAC Coach of the Year (18, 20, 21)
- Back-to-Back New Year's Six Bowls
- 2021 CFP Semifinals Appearance
- Two-Time National Champion (2002, 2014)
- Coached more than 40 NFL Draft Picks, including seven at Cincinnati
- 100% Graduation Rate



### PERSONAL INFORMATION

**Born:** August 18, 1973  
**Hometown:** Columbus, Ohio  
**Wife:** Amy  
**Children:** Landon, Luca, Aydon, Ashton, Laykon, Lucian  
**Education:** Ohio State (1997, B.S.)  
**Year in Coaching:** 21st

### PLAYING CAREER

YEAR	TEAM
1992-96	Ohio State (Nose Guard)

### BOWLS PLAYED IN

YEAR	SCHOOL	BOWL
1993	Ohio State	Holiday
1994	Ohio State	Citrus
1995	Ohio State	Citrus
1996	Ohio State	Rose

### COACHING CAREER

YEAR	SCHOOL	POSITION
1999	Ohio State	Graduate Assistant
2000-01	Akron	Defensive Line
2002-03	Ohio State	Special Teams Coordinator
2004	Ohio State	Linebackers
2005-11	Ohio State	Co-Defensive Coord./LBs
2011	Ohio State	Head Coach
2012-16	Ohio State	Defensive Coord./LBs
2017-	Cincinnati	Head Coach

### BOWLS COACHED IN

YEAR	SCHOOL	BOWL
2002	Ohio State	Fiesta
2003	Ohio State	Fiesta
2004	Ohio State	Alamo
2005	Ohio State	Fiesta
2006	Ohio State	BCS National Championship
2007	Ohio State	BCS National Championship
2008	Ohio State	Fiesta
2009	Ohio State	Rose
2010	Ohio State	Sugar
2011	Ohio State	Gator
2013	Ohio State	Orange
2014	Ohio State	CFP: Sugar (Semi)/NCG
2015	Ohio State	Fiesta
2016	Ohio State	CFP: Fiesta (Semi)
2018	Cincinnati	Military
2019	Cincinnati	Birmingham
2020	Cincinnati	Peach
2021	Cincinnati	CFP: Cotton (Semi)

### FICKELL'S HEAD COACHING RECORD

YEAR	SCHOOL	OVERALL	CONFERENCE
2011	Ohio State	6-7	3-5 Big Ten (4th)
2017	Cincinnati	4-8	2-6 American East (4th)
2018	Cincinnati	11-2	6-2 American East (3rd)
2019	Cincinnati	11-3	7-1 American East Champs
2020	Cincinnati	9-1	6-0 AAC Champions
2021	Cincinnati	13-0	8-0 AAC Champions
<b>TOTALS</b>	<b>SIX SEASONS</b>	<b>54-21 (.720)</b>	<b>32-14 (.696)</b>

## COACHES AND SUPPORT STAFF

**MIKE DENBROCK****OFFENSIVE COORDINATOR/TIGHT ENDS**


FIFTH SEASON • GRAND VALLEY STATE '87

- Has worked as both an OC and DC and coached every offensive position in his 30+ years of coaching.
- UC has averaged 30 points per game the last four years.
- 2021 Broyles Award Semifinalist.
- In 2021, QB Desmond Ridder was the AAC Offensive Player of the Year and the team broke school records in touchdowns (70) and points scored (510).
- Five Bearcats earned All-AAC First Team honors on offense in 2021, including RB Jerome Ford, who scored 20 TDs.

**MIKE TRESSEL****DEFENSIVE COORDINATOR/LINEBACKERS**


FOURTH SEASON • CORNELL COLLEGE '96

- Started his second stint at UC in January 2021 as DC/LB coach. Previously coached at UC from 2004-06 as special teams coordinator/linebackers coach
- Returned to Clifton after spending 14 seasons at Michigan State where he coached 20 All-Big Ten players, eight All-Americans and two major award winners.
- In his first season back, the Bearcats were top 10 in scoring defense, total defense, interceptions, pass yards allowed and more.

**GINO GUIDUGLI (PB)****PASSING GAME COORDINATOR/QUARTERBACKS**


FIFTH SEASON • CINCINNATI '05

- Former UC QB has been instrumental in the development of QB Desmond Ridder, the 2021 AAC Offensive Player of the Year, 2020 AAC Player of the Year, Maxwell Award semifinalist and Unitas Golden Arm finalist.
- A member of UC's Athletics HOF and a charter member of Nippert Stadium's Ring of Honor, Ridder broke his UC career record (79) for touchdown passes this season.
- He returned to UC after spending six seasons at Central Michigan.
- Guidugli played professionally in the AFL and CFL.
- He and his wife, Michelle, have two sons, Ryland and Ezra and a daughter, Willow.

**BRIAN MASON****SPECIAL TEAMS COORDINATOR/SNIPERS**

FIFTH SEASON • DENISON '09

- Oversees UC's special-teams unit as well as coaching the sniper position, a hybrid linebacker/safety.
- Former pupils James Smith (punter/Tennessee) and Jarell White (sniper/Calgary) play in the NFL and CFL, respectively.
- Led one of the top special teams units in 2021. UC tied for the most blocked kicks/punts in the nation, led AAC in opponent punt return average and ranked No. 2 in opponent kick return average.
- Coached eight years at Ohio State, Purdue, Kent State and Bluffton before coming to UC.
- Mason and his wife Rachel have a son, Graham.

**MIKE BROWN****WIDE RECEIVERS**

THIRD SEASON • LIBERTY '11

- Coached All-AAC selections Tre Tucker and Michael Young Jr. in 2020 and Alec Pierce in 2021.
- Worked virtually with the Cincinnati Bengals in 2020 and 2021 as part of the Bill Walsh NFL Minority Coaching Fellowship.
- Previous coaching stops at Delaware, Michigan and Liberty.
- Played three seasons for the Jacksonville Jaguars (2012-14).
- Two-time All-American at Liberty at WR and QB.
- Brown and his wife, Dymond, have a son, Mike III.

**PERRY ELIANO****CORNERBACKS**


SECOND SEASON • STEPHEN F. AUSTIN '00

- In his second year at UC, he has mentored the All-AAC backfield duo of Coby Bryant and Ahmad Gardner.
- Bryant won the 2021 Jim Thorpe Award and Gardner unanimously won the AAC Defensive Player of the Year while being named an All-American.
- Coached the top pass defense in the nation. Ranked No. 1 in pass efficiency defense, No. 2 on passing yards allowed and No. 3 in INTs.
- Coached at New Mexico, Bowling Green, Central Arkansas, Sam Houston, UTSA and his alma mater, Stephen F. Austin.
- He and his wife, Regenia, have two sons, Amari and Evan.

**RON CROOK****OFFENSIVE LINE**


FIFTH SEASON • WEST LIBERTY STATE '91

- Coached an all-conference selection in each of his first four years at UC, including NFL players Korey Cunningham, Dino Boyd and James Hudson.
- Coached All-AAC selections Dylan O'Quinn, Lorenz Metz and Jake Renfro in 2021.
- Has coached at West Virginia, Stanford, Harvard, Illinois, West Liberty State, Glenville State, Clarion and West Virginia Tech.
- Was as a GA working with the OL at UC in 1993.
- Crook and his wife, Stacy, have three children — Andrew, Cian and Kenley.

**COLIN HITSCHLER (PB)****SAFETIES**

FOURTH SEASON • PENN '10

- In his fourth year on staff and second coaching the safeties.
- Coached 2020 All-AAC selection James Wiggins and 2021 All-AAC selection Bryan Cook.
- Wiggins and Darrick Forrest were both drafted in 2021.
- Came to UC after stints at South Alabama, Arkansas State, Widener (Pa.) and Salve Regina (R.I.).
- Wrestled at Pennsylvania for four years before earning his degree in 2010.
- He and his wife Rebecca have a daughter, Catherine.

**DARREN PAIGE****RUNNING BACKS**


FIRST SEASON • FINDLAY '08

- Came to UC in 2021 after two years at Eastern Michigan.
- Coached Jerome Ford to the 2021 All-AAC First Team and over 1,200 rushing yards in his first year.
- Coached wideouts for almost a decade with stops at Stony Brook, Holy Cross, Midwestern State, Kent State and Gannon.
- Played professionally for the Peoria Pirates and collegiately at Miami (OH) and Findlay.
- The native of Rossford, Ohio, and his wife, Amanda, have a son, Brandon (Zek), and a daughter, Aniyah.

**GREG SCRUGGS****DEFENSIVE LINE**

FOURTH SEASON • LOUISVILLE '11

- Cincinnati native joined the UC staff in 2018 and moved to the full-time coaching staff in 2020.
- Coached 2021 All-AAC selections Curtis Brooks and Myjai Sanders.
- Former standout player at St. Xavier HS, the University of Louisville and a two-time Super Bowl Champion.
- Spent 2018 and 2019 as the Bearcats' director of player development and NFL liaison.
- Serves on the international board of directors and as a national spokesperson for Boys Hope Girls Hope.
- Scruggs has a son, Koven.

**BRADY COLLINS**

**DIRECTOR / FOOTBALL SPORTS PERFORMANCE**  
FIFTH SEASON • OTTERBEIN '09

- Creates, implements and oversees a modern and comprehensive sports performance program which allows student-athletes to maximize their athletic potential with the latest techniques.
- Came to UC after spending the two seasons at Ohio State as a strength coach with the football team.
- Previously worked at Mississippi State, Kentucky and for the Cincinnati Bengals.
- Collins and his wife, Allie, are the parents of a daughter, Kaylee and a son, Crew.

**GREG GILLUM**

**CHIEF OF STAFF**

SECOND SEASON • OHIO STATE '83


- Oversees the day-to-day operations of the coaching staff and manage the football budget.
- Coordinates the execution of strategic initiatives and serves as a liaison between the football program and athletics. Manages the recruiting office along with the oversight of player development, academics and community service.
- Spent 10 years at Ohio State and coached at Akron and Ashland.
- Gillum and his wife Jody have two sons, Tyler and Tanner, and a daughter, Myriah.




**JASON ACHAUER**  
EQUIPMENT




**ARMON BINNS**  
QUALITY CONTROL




**MICHAEL BREWSTER**  
QUALITY CONTROL



**CAM CLEVINSON**  
GRADUATE ASSISTANT




**DANNY FOLINO**  
SPORTS PERFORMANCE




**PARRISH GAINES**  
GRADUATE ASSISTANT



**MICHELE GALVIN**  
SPORTS MEDICINE



**ZACH HIGGINS**  
SPORTS PERFORMANCE



**AARON HIMMLER**  
SPORTS MEDICINE




**DALVIN JONES**  
EQUIPMENT



**PAT LAMBERT**  
RECRUITING




**NATE LETTON**  
GRADUATE ASSISTANT



**MITCH MAROTTI**  
OPERATIONS



**SHERRY MURRAY**  
ADMINISTRATION




**ADAM NIEMEYER**  
VIDEO



**JEREMIAH ORTIZ**  
SPORTS PERFORMANCE



**JIMMY RODENBERG**  
SPORTS PERFORMANCE




**AUSTIN SCHAFER**  
RECRUITING




**KELSEY SHARKEY**  
NEW MEDIA



**NICK SHARP**  
ANALYST



**JAKE SOPKO**  
GRADUATE ASSISTANT



**MAX STIENECKER**  
RECRUITING



**JOHN WIDECAN**  
OPERATIONS



## JOHN CUNNINGHAM

### DIRECTOR OF ATHLETICS

Entering his third year as the Director of Athletics at the University of Cincinnati, John Cunningham has cemented himself as one of the top leaders in college sports by leading the Bearcats to the Big 12, hiring one of the best young men's basketball coaches, launching a \$100 million fundraising campaign and serving as the administrative oversight for the first-ever Group of Five team to advance to the College Football Playoff.

Cunningham was named the Director of Athletics at UC in December 2019.

In his first months on the job, he secured a contract extension for Cincinnati football head coach Luke Fickell and quickly created a comprehensive plan to guide the athletic department through the COVID-19 pandemic.

The Cincinnati football team is 22-1 over the last two seasons, winning back-to-back American Athletic Conference Championships in 2020 and 2021.

Cincinnati finished 9-1 in 2020, capping the season at the Peach Bowl – UC's first New Year's Six Bowl since 2009. The 2021 Bearcats' team has already won a school-record 13 games.

In the classroom, UC has secured its two highest overall Graduation Success Rates in 2020 (94%) and 2021 (93%), while the Cincinnati football team led the nation with six players named to the CoSIDA Academic All-District First Team.

Most impressively, Cunningham led Cincinnati's charge into the Big 12, a seismic accomplishment for the Bearcats, which is expected to dramatically increase revenues and opportunities for the athletics teams. Cincinnati was announced as one of four new members to the conference on Sept. 10, 2021. The Bearcats are expected to join the Power 5 conference in 2024 at the latest.

The Day One Ready Campaign, launched in November 2021, will raise \$100 million to provide all of the resources necessary for the Bearcats to compete for championships from their first day in the Big 12.

Prior to joining the Bearcats, Cunningham oversaw the external operations at three NCAA Division I institutions, Boise State, Syracuse and Minnesota.

Most recently, Cunningham served as Minnesota's Deputy Athletics Director for Administration from 2016-19, overseeing the day-to-day administrative operations of the department, working with all 25 Gopher programs and external units, as well as serving as sport administrator for football, men's basketball and men's golf.

Cunningham joined the Minnesota staff from Syracuse, where he also served as the Deputy Athletics Director for Administration from 2015-16.

Prior to his tenure at Syracuse, Cunningham worked at Boise State University from 2011-2014 as the senior associate athletics director for external relations and executive director for NCAA Compliance.

At BSU, Cunningham was promoted to senior associate athletics director for external relations in 2014 after leading the NCAA Compliance program for three years.

Prior to his appointment at BSU, Cunningham worked at Texas Christian University for five years in the compliance field.

Cunningham started his career in collegiate athletics as the compliance coordinator at the University of Maryland.

A 2001 TCU graduate, Cunningham received a law degree from the University of Nebraska's College of Law in 2005.

Cunningham and his wife, Caitlin, have two sons, Gus and Hank.

## NEVILLE PINTO

### UNIVERSITY OF CINCINNATI PRESIDENT



Neville G. Pinto serves as the 30th President of the University of Cincinnati. A university teacher, researcher and administrator with more than 35 years of experience in higher education, he became UC's chief executive on February 20, 2017. He is the first UC president to rise from the ranks of UC's faculty since Herman Schneider (1928-1932).

Dr. Pinto leads the Cincinnati region's only Carnegie Research 1 university – an institution attracting over \$452 million in annual external research grants and contracts (including affiliates). In February 2018, he launched UC's strategic direction, NEXT LIVES HERE, which is a new paradigm for university planning that allows the university to be nimble and responsive to the world's changing landscape. It focuses on UC leading public universities into a new era of innovation and impact, with three main platforms of academic excellence, the innovation agenda and urban impact. As a part of this strategic direction, Pinto established a new position – the university's first Chief Innovation Officer – and UC opened doors to its 1819 Innovation Hub. Pinto's leadership led UC's intellectual property process to be reimagined and it became a model for the state's "Ohio IP Promise." Under Pinto's guiding vision, the university also is reinventing its cooperative education program – the world's first – for the digital economy and has attracted a \$100 million investment from JobsOhio to accelerate the number of its STEM graduates, promote federal research at UC and the affiliated Cincinnati Children's Hospital Medical Center, and launch the Cincinnati Innovation District in Uptown.

Pinto also presided as UC celebrated its Bicentennial in 2018-2019 while looking ahead to its next century and launching a \$2 billion comprehensive campaign, "Next, Now."

Regionally, Pinto currently serves on the Ohio Governor's Executive Workforce Board and the Cincinnati Business Committee (CBC), as president of the Inter-University Council of Ohio, chair of the Uptown Consortium in Cincinnati and chair of the Education Committee of the RESTART Task Force (a partnership of the Cincinnati USA Regional Chamber, CBC and Cincinnati Regional Business Committee).

Just prior to returning to UC to serve as president, Dr. Pinto led the University of Louisville as acting president and professor of chemical engineering. Before serving at the University of Louisville, he served for 26 years on the faculty in chemical engineering at the University of Cincinnati, where he established the Adsorption and Ion Exchange Laboratory, which focused on research in biochemical and environmental engineering. His research included purification of genetically engineered drugs, the study of bio-membranes, and air and water purification.


Earlier in his career at UC, Pinto held a number of administrative posts including Department Head for Chemical Engineering, Assistant Dean for Graduate Studies in the College of Engineering and Applied Science, and Vice Provost and Dean of The Graduate School.

Pinto joined the University of Louisville (UofL) as Dean of the Speed School of Engineering in 2011. While dean, his accomplishments included overseeing a major expansion in the enrollment of the college and spearheading the development of the Belknap Engineering and Applied Sciences Research Park. H

From May 2015 to July 2016, Pinto served as Interim Executive Vice President and University Provost at UoL. During this period, he finalized the 21st Century University Plan and launched major initiatives to strengthen educational excellence, student success and access, research and community engagement. He was appointed Acting President in 2016.

Pinto was born in Mumbai, India. He was educated at the Indian Institute of Technology, New Delhi, where he earned his bachelor's in chemical engineering. He earned his MS and his PhD in chemical engineering at Penn State University.

# PLAYER BIOS: OFFENSE



## #74 JEREMY COOPER

OL • JR • 6-4 • 315  
Chicago, Ill./Mount Carmel

» 20 career starts

2021: Started every game at right guard in 2021...Has 20 career starts...Standout on an offensive line that paved the way for UC's offense to average the sixth-most yards per play (6.93) in the country...UC led the AAC in yards per rush (5.4)...The offensive line gave up only 42 tackles for loss all season long, which is the fourth-fewest in the nation...Cincinnati set single-season school records for touchdowns (70) and points (510).



## #24 JEROME FORD

RB • JR • 5-11 • 220  
Tampa, Fla./Armwood/Alabama

» All-AAC First Team  
» School-record-tying 19 rush TDs  
» 6 career 100-yd rushing games

2021: Named to the 2021 All-AAC First Team and collected AAC Championship Game MVP honors...Led the 13-0 Bearcats with 1,242 yards rushing, 19 rushing touchdowns and 20 total touchdowns...Averaged 6.2 yards per carry...His 19 rushing touchdowns ranked sixth nationally while his 20 total touchdowns ranked third...Both touchdown marks tied the school records set by Michael Warren in 2018...Averaged 103.58 rushing yards per game, good for 18th nationally...Rushed for over 100 yards in five games, including five of seven home games...Opened the season with 121 yards and a touchdown against Miami (OH) on only 12 carries...Followed that game with 113 rushing yards and three touchdowns versus Murray State...Had three touchdowns on the road against preseason Top-20 Indiana...Rushed for 71 yards in UC's win over No. 9 Notre Dame in South Bend, the program's first-ever Top-10 win on the road...Ford exploded for 149 yards and two touchdowns against Temple...Had 179 yards and four touchdowns against UCF - in the first half, and finished with 189 yards versus the Knights...Earned back-to-back AAC Offensive Player of the Week Awards after his performances against the Owls and Knights...Ran for 90 yards and a touchdown in the win against Navy on the road...Caught a touchdown and ran for another against Tulane, totaling 107 yards in another road win...Set a new personal-best in receiving yards against Tulsa with 67 despite leaving the game in the first half with 91 total yards and a touchdown already...Returned against SMU with 105 total yards and a touchdown in UC's blowout 48-14 victory...Totalled 85 yards and a touchdown at ECU...Named AAC Championship MVP after running wild on Houston with 187 yards on 18 carries, two touchdowns...At home this fall: 865 yards (123.6 yards per game), averaged 7.86 yards per carry and ran for 14 of his 19 rushing touchdowns...Broke away for three 70+ yard runs this year (four in his career)...Had a 75-yarder against Temple on Oct. 8, a 79-yarder against UCF on Oct. 16 and another 79-yarder against Houston in the AAC Championship game...Won the Orange Bowl Player of the Week for his performance against UCF.


### FORD'S CAREER STATS

RUSHING							
YR.	G	RUSH	YDS	AVG	TD	LG	AVG/G
2018*	4	7	37	5.3	0	15	9.3
2019*	4	24	114	4.8	3	37	28.5
2020	10	73	483	6.6	8	79	48.3
2021	12	200	1242	6.2	19	79	103.5
TOT	30	304	1876	6.2	30	79	62.5

\* AT ALABAMA

### FORD'S CAREER HIGHS RUSHING

Rushes	20, three times
Yards	189, UCF, 10/16/21
Longest Rush	79, three times
TD	4, UCF, 10/16/21
Longest TD Rush	79, three times



## #0 CHARLES MCCLELLAND

RB • JR • 5-11 • 193  
Homerville, Ga./Clinch County

» Overcame two season-ending knee injuries in his career


2021: Ranked fourth on the Bearcats with 190 rushing yards on 37 carries (5.1 ypc)...Started at USF and rushed for 34 yards on six totes and recorded two receptions for 16 yards...Opened the season with 36 rushing yards versus Miami (Ohio)...Had a season-high 39 rushing yards, including a 28-yard score, versus Temple...Finished with 35 rushing yards on six rushes against SMU...Gunner on special teams, who has three tackles...Forced a fumble and recovered in kickoff coverage at USF...Has five career touchdowns and 790 rushing yards.

### MCCLELLAND'S CAREER STATS

RUSHING							
YR.	G	RUSH	YDS	AVG	TD	LG	AVG/G
2018	13	63	485	7.7	4	55	37.3
2020	4	22	115	5.2	0	22	28.8
2021	12	37	190	5.1	1	28	15.8
TOT	29	122	790	6.5	5	55	27.2

### MCCLELLAND'S CAREER HIGHS RUSHING

Rushes	16, Alabama A&M, 09/15/18
Yards	121, Alabama A&M, 09/15/18
Longest Rush	55, ECU, 11/23/18
TD	1, four times
Longest TD rush	55, ECU, 11/23/18




## #77 VINCENT MCCONNELL

OL • SR • 6-5 • 300  
Massillon, Ohio/Washington

» Team captain  
» 20 career starts

2021: Four-year letterwinner who served as a game captain several times this season...Made six starts in 2021, including five at right guard and one at center...serves as the backup center...Missed several games due to non-COVID illness and returned to form... Leader of an offensive line that paved the way for UC's offense to average the sixth-most yards per play (6.93) in the country...UC led the AAC in yards per rush (5.4)...The offensive line gave up only 42 tackles for loss all season long, which is the fourth-fewest in the nation...Cincinnati set single-season school records for touchdowns (70) and points (510).



## #51 LORENZ METZ

OL • JR • 6-9 • 326  
Neuötting, Germany/Kirchdorf Wildcats

» All-AAC First Team  
» CoSIDA Academic All-District  
» Academic All-America Second Team

2021: Started in eight games at right guard en route to All-AAC First Team honors...Physically dominant lineman who has experience playing tackle as well as guard...Collected CoSIDA Academic All-America Second Team honors and graduated in December with a degree in industrial management...one of the standouts on an offensive line paved the way for UC's offense to average the sixth-most yards per play (6.93) in the country...UC led the AAC in yards per rush (5.4)...The offensive line gave up only 42 tackles for loss all season long, which is the fourth-fewest in the nation...Cincinnati set single-season school records for touchdowns (70) and points (510)...21 starts in his career...The Bearcats averaged 39.2 ppg to lead the AAC and rank No. 8 nationally.



## #22 RYAN MONTGOMERY

RB • JR • 5-10 • 205  
Franklin, Ohio/Franklin

» Veteran punt returner and versatile backup running back

2021: Saw action in all 13 games at running back and as Cincinnati's punt returner for third straight season...Named to Pro Football Focus' All-AAC Third Team as a punt returner...Rushed for a career-high 309 yards on 45 attempts to go along with three touchdowns in 2021...Had six catches for 42 yards...Totalled 19 punt returns for 217 yards, ranking second in the AAC with an 11.4 average per return...Had an eight-yard receiving touchdown in the home opener against Miami (Ohio)...Ran for a career-high 95 yards on only eight carries in UC's blowout win over UCF...Totalled 82 yards of offense on the road against USF, rushing for 72 yards and a career-high two touchdowns...Had four punt returns for a season-high 63 yards in the win over SMU...Had 41 yards rushing and a score at ECU...Fourth in UC history in career punt returns (61) and yards (582)...Has a 9.5 career punt return average.

### MONTGOMERY'S CAREER STATS

RUSHING							
YR.	G	RUSH	YDS	AVG	TD	LG	AVG/G
2019	14	20	106	5.3	2	26	7.6
2020	10	15	41	2.7	0	7	4.1
2021	13	45	309	6.9	3	55	23.8
TOT	37	80	456	5.7	5	55	12.3

### MONTGOMERY'S CAREER HIGHS RUSHING


Rushes	8, UCF, 10/16/21
Yards	95, UCF 10/16/21
Longest Rush	55, at USF, 11/12/21
TD	1, three times
Longest TD Rush	55, at USF, 11/21/21

### PUNT RETURNS

YR.	G	NO.	YDS	AVG	TD	LG	AVG/G
2019	14	28	258	9.2	0	25	18.4
2020	10	14	110	7.9	0	21	11.0
2021	13	19	217	11.4	0	30	16.7
TOT	37	61	585	9.6	0	30	15.8

### MONTGOMERY'S CAREER HIGHS PUNT RETURNS

Punt Return Yards	63, SMU, 11/20/21
Long Punt Return	30, Temple, 10/08/21
Punt Returns	5, two times



## #50 DYLAN O'QUINN

OL • JR • 6-4 • 305  
Toledo, Ohio/Lake

» All-AAC First Team  
» 20 career starts

2021: Started all 13 games at right tackle en route to All-AAC First Team honors...Has made 20 career starts...Leader of an offensive line that paved the way for UC's offense to average the sixth-most yards per play (6.93) in the country...UC led the AAC in yards per rush (5.4)...The offensive line gave up only 42 tackles for loss all season long, which is the fourth-fewest in the nation...Cincinnati set single-season school records for touchdowns (70) and points (510)...The Bearcats averaged 39.2 ppg to lead the AAC and rank No. 8 nationally.

# PLAYER BIOS: OFFENSE



## #12 ALEC PIERCE

WR • SR • 6-3 • 213  
Glen Ellyn, Ill./Glenbard West

- » All-AAC Second Team
- » Mechanical Engineering Grad
- » CoSIDA Academic All-American

2021: Cincinnati's top receiver collected All-AAC Second-Team honors... Cincinnati's first CoSIDA Academic All-America First Team honoree since 1997... Exceptional athlete who was named to The Athletic's annual "Freaks" List by Bruce Feldman...Ranks 15th in UC history with 1,834 career receiving yards...Set career highs in receiving yards (867) and receiving touchdowns (8)...His 867 receiving yards are the 15th-highest in a single-season at UC...His 17.34 yards per catch is the fourth-highest ever for a UC pass-catcher in a single season...Was named CoSIDA Academic All-District... Graduated with a degree in mechanical engineering this December in 3.5 years...After only four catches for 64 yards and a touchdown in his first two games combined, he hauled in five catches for 86 yards at Indiana...Followed that game up with a career-high 144 yards at No. 9 Notre Dame, helping lead the Bearcats to their first-ever Top-10 win on the road...Had six catches for 93 yards and a touchdown in the win over Temple... Brought in a 19-yard touchdown in UC's second-straight 50+ point performance in the win against UCF...Had 113 yards and a touchdown on five catches at home against Tulsa with ESPN College GameDay in town...Had four touchdowns in the last three games of the year...Hauled in two scores versus SMU...Had a huge game at ECU, bringing in a season-high eight catches for 136 yards and another touchdown...Tallied 65 yards, including a 44-yard catch and a touchdown to help the Bearcats win their second-straight AAC Championship in the 35-20 win over Houston...Ended the year with five catches for 40 or more yards and 13 plays for 20+ yards.

### PIERCE'S CAREER STATS

#### RECEIVING

YR.	G	REC	YDS	AVG	TD	LG	AVG/G
2018	11	0	0	0	0	0	0
2019	14	37	652	17.6	2	52	46.6
2020	6	17	315	18.5	3	45	52.5
2021	13	50	867	17.3	8	53	66.7
TOT	44	104	1834	17.6	13	53	41.7

### PIERCE'S CAREER HIGHS RECEIVING

Receptions	8, at ECU, 11/26/21
Yards	146, Tulsa 12/19/20
Longest Catch	53, at ECU, 11/26/21
TD	2, SMU, 11/20/21




## #3 EVAN PRATER

QB • R-FR • 6-4 • 200  
Cincinnati, Ohio/Wyoming

- » Backup Quarterback
- » Ohio's Mr. Football in 2019

2021: Appeared in seven games as the backup to starting quarterback Desmond Ridder...Completed 5-of-11 passes for 38 yards and two touchdowns with one interception...Talented passer and runner who also has 105 rushing yards and two touchdowns on 12 carries...Scored his first career touchdown in the home opener against Miami (Ohio), finding the end zone to cap a 14-yard scamper...His first career touchdown pass was an 18-yard throw to Payton Singletary versus Murray State...Had a six-yard rushing touchdown versus UCF...Saw his most action versus SMU, playing the entire fourth quarter...He completed 3-of-6 passes for 16 yards and an 11-yard touchdown pass to Jordan Jones...He added 44 yards on three carries, including a 33-yard dash...Held a 40-2 record at Wyoming High School, winning Ohio's Mr. Football Award in 2019... Four-star recruit who was ranked the No. 4 QB and No. 45 overall player by 247Sports in the 2020 Class.



## #56 JAKE RENFRO

C • SO • 6-3 • 310  
Mokena, Ill./Providence Catholic

- » All-AAC First Team
- » 247Sports True Freshman
- » All-American in 2020

2021: Made 12 starts in 2021 and has 18 starts in two seasons...Top center in the AAC; named to the All-AAC First Team...Anchor of on an offensive line that paved the way for UC's offense to average the sixth-most yards per play (6.93) in the country...UC led the AAC in yards per rush (5.4)...The offensive line gave up only 42 tackles for loss all season long, which is the fourth-fewest in the nation...Cincinnati set single-season school records for touchdowns (70) and points (510)...21 starts in his career...The Bearcats averaged 39.2 ppg to lead the AAC and rank No. 8 nationally.



## #9 DESMOND RIDDER

QB • SR • 6-4 • 215  
Louisville, Ky./St. Xavier

- » 44-5 career record
- » 2x AAC Offensive Player of the Year
- » Academic All-America First Team

SUMMARY: The nation's winningest quarterback with a career record of 44-5 (89.8%)...He is only the third quarterback ever to win 44 games in college football history...Cincinnati's first CoSIDA Academic All-America First Team honoree since 1997...Finalist for the 2021 Johnny Unitas Golden Arm Award, Semifinalist for the Maxwell, Walter Camp Player of the Year and Davey O'Brien Awards...The 2021 and 2020 AAC Offensive Player of the Year, 2020 AAC Championship Game Most Outstanding Player and 2018 AAC Rookie of the Year...A 2020 Manning Award Finalist...Became Cincinnati's career passing touchdown leader at SMU on Nov. 12 with his 79th touchdown pass...Now has 87 career touchdown passes...The only active FBS player to throw for more than 10,000 yards (10,095) and rush for more than 2,000 yards (2,193) in his career...Has 28 career rushing TDs, most ever for a UC QB...Has the most total yards in UC history (12,281), which is also first in AAC history...Is responsible for more touchdowns than anyone else in AAC history (113).

2021: The spectacular senior leader and captain of the undefeated (13-0) and back-to-back AAC Champion Cincinnati Bearcats, who are ranked No. 4 in the nation... Emerged as one of the nation's top quarterbacks and players...Passed for 3,190 yards and 30 touchdowns to go along with another 361 yards and six scores on the ground...Uncorked an 81-yard touchdown on his first pass of the season, in the opener against Miami (Ohio), and hasn't looked back since, leading Cincinnati to the highest ranking in school history (No. 2 in AP poll) and an appearance in the College Football Playoff... He was named the AAC Offensive Player of the Week and the Davey O'Brien National QB of the Week for his performance in the 24-13 win at Notre Dame...He finished with 323 yards and three total touchdowns against the Fighting Irish, including the game-sealing 6-yard touchdown run, to deliver Cincinnati's first-ever road win over a Top 10 team...Win at Notre Dame came after he spearheaded a 38-24 win at preseason Top 20 Indiana where he totaled 265 yards and two scores... Opened the season by completing 80% of his throws and tossing four touchdowns in a 49-14 win against Miami (Ohio), while adding a rushing score...Passed for two touchdowns in the 42-7 win versus Murray State... Following the two road wins at Indiana and Notre Dame, he brought UC home and led the first-ever back-to-back 50-point games in school history...Ridder completed 79% of his passes for 259 yards and three scores in a 52-3 win against Temple and followed that performance with 140 yards and a score in a 56-21 domination of UCF...Led Cincinnati to road wins at Navy (27-20) and at Tulane (31-12)...He tossed two touchdowns versus the Midshipmen and finished with 274 total yards and three

touchdown passes against the Green Wave...He tallied 274 yards passing and two touchdowns to go along with 43 rushing yards and another score in the 28-20 win over Tulsa with ESPN College GameDay in Cincinnati for the first time ever...Passed for 304 yards and two touchdowns in the 45-28 win at USF...He added another 65 yards and a touchdown on the ground against the Bulls. Ridder became UC's all-time leading touchdown passer with his 79th career touchdown pass in Tampa... Threw for three touchdowns and 274 yards on 17-23 passing, and added a rushing touchdown against SMU... Followed that game up with a 301 yard, two touchdown performance against ECU to clinch home-field advantage in the AAC Championship...Led the Bearcats to their second-straight conference championship with three passing touchdowns and 190 yards in a 35-20 win over Houston...Named to the CoSIDA Academic All-District First Team for the second-straight year...Proud father to his daughter, Leighton, with his partner Claire.

### RIDDER'S CAREER STATS

#### PASSING

YR.	G	C-A-I	YDS	%	TD	LG	AVG/G
2018	13	194-311-5	2445	62	20	77	188.1
2019	13	179-325-9	2164	55	18	75	166.5
2020	10	186-281-6	2296	66	19	60	229.6
2021	13	234-355-8	3190	66	30	81	245.4
TOT	49	793-1272-28	10095	63	87	81	206.0

#### RUSHING

YR.	G	RUSH	YDS	AVG	TD	LG	AVG/G
2018	13	149	572	3.9	5	41	44.8
2019	13	144	650	4.5	5	39	50.0
2020	10	98	592	6.0	12	91	59.2
2021	13	100	371	3.6	6	40	27.8
TOT	49	492	2185	4.4	28	94	44.6

### RIDDER'S CAREER HIGHS PASSING

Yards	352, at SMU, 10/27/18
Longest TD Pass	81, Miami (OH), 09/04/21
TD	4 (three times), last vs. Miami (OH)
Most Completions	33, at SMU, 10/27/18
Most Attempts	50, at SMU, 10/27/18

### RIDDER'S CAREER HIGHS RUSHING

Rushes	21, vs. Boston College, 01/02/20
Yards	179, at SMU, 10/24/20
Longest Rush	91, at SMU, 10/24/20
TD	3 (three times), last vs ECU 2020



## #21 TYLER SCOTT

WR • SO • 5-11 • 177  
Norton, Ohio/Norton

- » 18.3 yards per catch

2021: Big play threat who started seven games and played in all 13 as a wide receiver...Totaled 477 receiving yards on 26 catches to go with five touchdowns...Began the year with a bang, taking the first pass of the season to the endzone on an 81-yard catch against Miami (OH), which ended up being the longest passing play of the year for UC...Followed that catch with four catches for 74 yards and another touchdown against Murray State... Found the endzone again on a 38-yard touchdown against Temple...Had a career game at home against SMU, bringing in five catches for 94 yards and a score, including a 53-yard touchdown on UC's first play from scrimmage...Had a 25-yard touchdown in the AAC Championship game against Houston to clinch UC's second-straight conference title.

### SCOTT'S CAREER STATS

#### RECEIVING

YR.	G	REC	YDS	AVG	TD	LG	AVG/G
2020	10	3	20	6.7	0	9	2.0
2021	13	26	477	18.3	5	81	36.7
TOT	23	29	497	17.1	5	81	21.6

### SCOTT'S CAREER HIGHS RECEIVING

Receptions	5, vs. SMU, 11/20/21
Yards	94, vs. SMU, 11/20/21
Longest Catch	81, Miami (OH), 09/04/21
TD	1 (four times), last vs. Houston 2021

# PLAYER BIOS: OFFENSE



## #11 LEONARD TAYLOR

TE • SR • 6-5 • 250  
Springfield, Ohio/Springfield

- » 20 career starts
- » Graduated in December

2021: Started in 12 and played all 13 games...Had career-highs with 274 receiving yards and four touchdowns on the year...Had a catch in every game this season...Opened the year with a touchdown against Miami (Ohio)...Had four catches for 70 yards and a touchdown at No. 9 Notre Dame, which was UC's first-ever road win against a Top-10 team...Recorded four catches for 47 yards in UC's blowout win over UCF...Ended the year with a touchdown in each of the final two games...Had 52 yards and a touchdown on the road against ECU to clinch home-field advantage in the AAC Championship game...Had an eight-yard touchdown catch in the 35-20 conference championship victory against Houston.


### TAYLOR'S CAREER STATS

#### RECEIVING

YR.	G	REC	YDS	AVG	TD	LG	AVG/G
2018	11	3	31	10.3	0	20	2.8
2019	14	4	37	9.3	1	20	2.6
2020	10	16	191	11.9	1	25	19.1
2021	13	27	274	10.1	4	44	21.1
TOT	48	50	533	10.7	6	44	11.1

### TAYLOR'S CAREER HIGHS RECEIVING

Receptions	6, at UCF, 11/21/20
Yards	76, at UCF, 11/21/20
Longest Reception	44, at ECU, 11/26/21
TD	1 (six times), last vs Houston 2021



## #7 TRE TUCKER

WR • JR • 5-9 • 175  
Akron, Ohio/CVCA

- » 2 career kick return touchdowns
- » All-AAC Second Team KR in 2020

2021: Appeared in all 13 games with one start...Wide receiver and kick returner...Named to Pro Football Focus' All-AAC Third Team...Had 414 receiving yards on 32 catches this season to go with two touchdowns...Ran back 22 kick returns for 557 yards, averaging 25.32 yards per kick return, the fourth-highest in the conference...He already has the fourth-most career kick return yards UC history with 1,496...Had the longest play of the season on a 99-yard kickoff return against Indiana...One of two players in UC history to have multiple kick return TD's...Had the best receiving day of his career against SMU, setting new career-highs in receptions (7) and receiving yards (114)...Totaled 34 yards and a receiving touchdown at No. 9 Notre Dame, helping UC to win its first-ever Top-10 game on the road...Had six catches for 51 yards and a touchdown in the road victory against USF...Named Second-Team All-AAC at kick returner in 2020 after leading the league with a 29.9 yards per return average.

### TUCKER'S CAREER STATS

#### RECEIVING

YR.	G	REC	YDS	AVG	TD	LG	AVG/G
2019	14	8	99	12.4	0	56	7.1
2020	10	18	236	13.1	3	45	23.6
2021	13	32	414	12.9	2	48	31.8
TOT	37	58	749	12.9	5	56	20.2

### TUCKER'S CAREER HIGHS RECEIVING


Receptions	7, SMU, 11/20/21
Yards	114, SMU, 11/20/21
Longest Reception	56, at Marshall, 09/28/19
TD	1 (five times), last at USF 2021
Longest TD Reception	45, ECU, 11/13/20

### KICK RETURNS

YR.	G	NO.	YDS	AVG	TD	LG	AVG/G
2019	14	24	550	22.9	0	43	39.3
2020	20	13	389	29.9	1	97	38.9
2021	13	22	557	25.3	1	99	42.8
TOT	47	59	1496	25.4	2	99	31.8

### TUCKER'S CAREER HIGHS KICK RETURNS

Kick Return Yards	117, at Indiana, 09/18/21
Long Kick Return	99, at Indiana, 09/18/21
Kick Returns	4 (three times), last vs. Tulsa 2021
TD	1 (two times), last at Indiana 2021



## #72 JAMES TUNSTALL

OT • JR • 6-5 • 311  
Indian Head, Md./Lackey

- » Transfer made 10 starts at LT
- » FCS All-American at Stony Brook

2021: FCS All-American at Stony Brook before transferring to UC...started the last 10 games at left tackle and played in all 13 for the undefeated AAC Champion Bearcats...Helped pave the way for an offense that averaged the sixth-most yards per play this season (6.93) nationally and led the AAC in yards per rush (5.4)...Won the job to protect senior quarterback Desmond Ridder's blindside in week four...The offensive line gave up only 42 tackles for loss all season long, which is the fourth-fewest in the country...The Bearcats averaged 39.2 ppg to lead the AAC and rank No. 8 nationally...Started his career at UConn.



## #81 JOSH WHYLE

TE • JR • 6-6 • 245  
Cincinnati, Ohio/La Salle

- » All-AAC Honorable Mention
- » 2020 Third Team All-American (PFF)
- » 12 Career TD Receptions

2021: Made seven starts and played in all 13 games...Earned All-AAC Honorable Mention honors...Totaled 320 receiving yards on 25 catches with six touchdowns, which ranked second on the team...Scored five touchdowns in four weeks from Oct. 23 to Nov. 12...Opened the season with a touchdown and 32 yards in the win against Miami (Ohio)...Had four catches for 60 yards and two touchdowns (career-high) in a road win at Navy...Followed that game up with four more catches for 79 yards and another two touchdowns on the road against Tulane...Was named Cincinnati's Offensive Player of the Week both those weeks and Cincinnati's Special Teams Player of the Week against UCF after blocking a punt...Tied his career-high with five catches against USF, totaling 61 yards in the win...Had three catches for 35 yards in the AAC Championship Game against Houston...In 2020, earned Third-Team All-America honors from Pro Football Focus and Second-Team All-AAC accolades.

### WHYLE'S CAREER STATS

#### RECEIVING

YR.	G	REC	YDS	AVG	TD	LG	AVG/G
2018	4	0	0	0	0	0	0
2019	12	2	51	25.5	0	32	4.3
2020	10	28	353	12.6	6	30	35.3
2021	13	25	320	12.8	6	31	24.6
TOT	39	55	724	13.2	12	32	18.6

### WHYLE'S CAREER HIGHS RECEIVING

Receptions	5 (three times), last at USF 2021
Yards	81, at UCF, 11/21/20
Longest Reception	32, vs. UConn 11/09/19
TD	2 (twice), last at Navy 10/23/21



## #4 ETHAN WRIGHT

RB • SO • 6-1 • 198  
Akron, Ohio/Manchester

2021: Backup running back who totaled 153 rushing yards and three touchdowns on 29 carries...Tallied 76 yards, including a 58-yard touchdown, on five carries versus Temple...Rushed for 37 and one touchdown at USF...Also scored a touchdown against UCF.

### WRIGHT'S CAREER STATS

#### RUSHING

YR.	G	RUSH	YDS	AVG	TD	LG	AVG/G
2020	7	0	0	0	0	0	0
2021	12	29	153	5.3	3	58	12.8
TOT	19	29	153	5.3	3	58	8.0

### WRIGHT'S CAREER HIGHS PASSING

Rushes	10, at USF, 11/12/20
Yards	76, vs. Temple, 10/08/21
Longest Rush	58, vs. Temple, 10/08/21
TD	1 (three times), last at USF 2021
Longest TD Rush	58, vs. Temple, 10/08/21

# PLAYER BIOS: DEFENSE



## #0 DARRIAN BEAVERS

LB • SR • 6-4 • 255  
Cincinnati, Ohio/Colerain

- » All-AAC First Team
- » Butkus Award Finalist
- » Transfer from UConn

2021: Dick Butkus Award finalist and First-Team All-AAC selection...Second on UC behind Joel Dublanko with 91 tackles...Added 9.5 TFL (3.5 sacks), an interception, two pass breakups, two fumbles forced and two more recoveries...Got in on a sack in each of the first five games...Totaled nine tackles, one sack and two TFLs in win at Indiana...Finished with six tackles and a half-sack at Notre Dame...Tallied season-high 14 tackles, including one TFL, at Navy...Had a 10-tackle performance versus Tulsa...Finished with seven tackles and one TFL at USF...Finished with four stops, 1.5 TFLs and an interception at East Carolina...Capped the season with nine tackles against Houston in the AAC Championship Game...Has gained 100 pounds since high school, where he was a safety and wide receiver before beginning his collegiate career at UConn...Was roommates with current UC offensive lineman James Tunstall in Storrs as well...First Bearcat in contention for Butkus Award since Alex Gordon (semifinalist) in 1986.

### BEAVERS' CAREER STATS

#### DEFENSE

YR.	G	TACK	TFL	SACK	INT	FR	FF
2019	14	36	1.5	0	0	0	0
2020	10	58	7.5	2.5	2	0	1
2021	13	89	10.0	4.0	1	2	2
TOT	37	183	19.0	6.5	3	2	3

### BEAVERS' CAREER HIGHS DEFENSE

Tackles	14, Navy, 10/23/21
TFLs	4.0, at UCF, 11/21/20
Sacks	1.5, at UCF, 11/21/20
INTS	1 (twice), last vs. Tulsa, 12/19/20
Fumbles Forced	1, last vs Temple, 10/08/21



## #18 JOWON BRIGGS

DL • So. • 6-2 • 315  
Cincinnati, Ohio/Walnut Hills

- » Transfer from Virginia
- » ESPN Top 300 recruit
- » Started 4 out of last 5 games

2021: Appeared in all 13 games, starting four of the final five...Played previous two seasons at Virginia, starting 14 games and earning Midseason Freshman All-American honors in 2019 by ESPN...Has 42 tackles, with season-high seven against East Carolina...Also had six against Miami and SMU...Had sacks against Tulane, ECU and Houston, the first of which being a 16-yard loss, among four TFL for the season...Also a talented singer, including serving as a tenor in the UVA University Singers ensemble.

### BRIGGS' CAREER STATS

#### DEFENSE

YR.	G	TACK	TFL	SACK	INT	FR	FF
2019*	13	19	3.0	1.0	0	0	0
2020*	7	20	4.0	3.0	0	0	0
2021	13	41	4.0	3.0	0	0	0
TOT	33	80	11.0	7.0	0	0	0

\*AT VIRGINIA

### BRIGGS' CAREER HIGHS DEFENSE

Tackles	7, at ECU, 11/26/21
TFLs	1.0 (four times), last vs. Houston 2021
Sacks	1.0 (three times), last vs. Houston 2021



## #92 CURTIS BROOKS

DL • SR • 6-2 • 285  
Danville, Va./George Washington

- » All-AAC First Team
- » Started all 13 games
- » Led team with 7.5 sacks

2021: Has exploded on the scene for the Bearcats in his sixth season, earning First-Team All-AAC honors by leading UC with 12.5 TFL and 7.5 sacks...Major enforcer on the interior...Had 10.5 TFL and 4.5 sacks his previous two years...Produced three TFL against Navy (tying Ty Van Fossen against USF for most TFL this season) and two more versus SMU for a combined 30 yards...Leader of defense that ranks No. 1 nationally in pass efficiency allowed (100.47), fourth in opponent completions (53.5 percent), third in interceptions (18), fifth in TD passes allowed (10) and No. 3 in passing yards allowed (168.3).

### BROOKS' CAREER STATS

#### DEFENSE

YR.	G	TACK	TFL	SACK	INT	FR	FF
2017	12	16	0	0	0	0	0
2018	12	23	0	0	0	0	0
2019	14	40	7.5	2.0	0	1	0
2020	9	27	3.0	2.5	0	0	1
2021	13	50	12.5	7.5	0	0	0
TOT	60	156	23.0	11.0	0	1	1

### BROOKS' CAREER HIGHS DEFENSE

Tackles	10, at Navy, 10/23/21
TFLs	3.0, at Navy, 10/23/21
Sacks	2.0, UConn, 11/09/19
Fumbles Forced	1, at SMU, 10/24/20
Fumbles Recovered	1, UCLA, 08/29/19



## #99 MARCUS BROWN

DT • SR • 6-2 • 297  
Naples, Fla./Lely

- » All-AAC Honorable Mention
- » All-AAC Second Team in 2020

2021: Sixth-year member of the squad who was Second-Team All-AAC in 2020 and honorable mention all-conference in 2021...Played in 12 games, starting the Navy and Tulane games, totaling 26 tackles...Recovered fumbles against SMU and ECU, sharing the team lead with Darrian Beavers...Had season-high six stops at Navy and four more against Houston in the AAC title game...Also had a half-sack against the Cougars.

### BROWN'S CAREER STATS

#### DEFENSE

YR.	G	TACK	TFL	SACK	INT	FR	FF
2017	11	9	1.0	0	0	0	0
2018	13	11	1.0	0	0	0	0
2019	14	35	5.5	2.0	0	1	1
2020	10	14	4.5	2.0	0	0	0
2021	12	26	0.5	0.5	0	2	0
TOT	60	95	12.5	4.5	0	3	1

### BROWN'S CAREER HIGHS DEFENSE

Tackles	6, Navy, 10/23/21
TFLs	2.0 (three times), last at SMU 2020
Sacks	2.0, Tulsa, 10/19/19
Fumbles Recovered	1 (twice), last vs. SMU 2021
Fumbles Forced	1, Tulsa, 10/19/19



## #7 COBY BRYANT

CB • SR • 6-1 • 198  
Cleveland, Ohio/Glenville

- » 2021 Jim Thorpe Award winner
- » Two-time All-AAC First Team
- » 45 career passes defended

SUMMARY: Paycom Jim Thorpe Award winner...AAC First-Team selection in 2020 and 2021...AFCA First Team All-American...Walter Camp First Team All-American... 10 career interceptions and 45 career passes defended - second among active players.

2021: Winner of the Paycom Jim Thorpe Award, given to the nation's top defensive back...One of only two Group of 5 winners in its history...Leader of defense that ranks No. 1 nationally in pass efficiency allowed (100.47), fourth in opponent completions (53.5 percent), third in interceptions (18), fifth in TD passes allowed (10) and No. 3 in passing yards allowed (168.3)...Produced team-high 11 pass breakups to go with 42 tackles (one for loss) and three interceptions while forcing three fumbles...His 74-yard pick-six against UCF was UC's only one and longest since James Wiggins against SMU in 2018...His performance helped him earn PFF College National Team of the Week recognition...Named the Lott Trophy Impact Player of the Week for his three PBUs and seven tackles in win at Notre Dame...Also had picks against Temple and Tulane...Season-high seven stops came in the Notre Dame game, with six more against Temple and USF.

### BRYANT'S CAREER STATS

#### DEFENSE

YR.	G	TACK	TFL	SACK	INT	FR	FF
2017	12	4	0	0	0	0	0
2018	13	33	0	0	2	0	1
2019	14	54	2.5	0	1	0	0
2020	10	35	1.0	0	4	0	1
2021	13	41	1.5	0	3	0	3
TOT	62	167	5.0	0	10	0	5

### BRYANT'S CAREER HIGHS DEFENSE

Tackles	8 (twice), last at ECU 19
TFLs	1.0 (four times), last vs SMU 2021
Pass Breakups	3 (three times), last vs ND 2021
INTS	2 (twice), last vs. USF 2020
Fumbles Forced	1 (four times), last vs SMU 2021



## #9 ARQUON BUSH

CB • JR • 6-0 • 190  
Cleveland, Ohio/Euclid

- » Seven career interceptions
- » Started 10 games this year

2021: Appeared in 12 games, starting 10 as Cincinnati's starting nickel back...Tallied 37 tackles with three interceptions and six breakups...Posted career-high seven stops in AAC title game, with five more against Tulsa and SMU...Had picks against Murray State, Indiana and Navy, the latter in UC territory to preserve the seven-point win.

### BUSH'S CAREER STATS

#### DEFENSE

YR.	G	TACK	TFL	SACK	INT	FR	FF
2018	4	3	0	0	2	1	0
2019	10	19	0	0	0	0	1
2020	9	21	2.0	0	2	0	0
2021	12	35	1.0	1	3	0	0
TOT	35	78	3.0	1	7	1	1

### BUSH'S CAREER HIGHS DEFENSE

Tackles	7, Houston, 12/04/21
TFLs	1.5, Army, 09/26/20
Sacks	1.0, Miami [OH], 09/04/21
INTS	2, vs. ECU, 11/23/18
Fumbles Forced	1, Tulsa, 10/19/19

# PLAYER BIOS: DEFENSE



## #6 BRYAN COOK

S • SR • 6-1 • 210

Cincinnati, Ohio/Mount Healthy

- » All-AAC First Team
- » Academic All-America Second Team
- » Started all 13 games

2021: Reese's Senior Bowl invitee after starting two games in 2020 Peach Bowl season...All-AAC First Team...Played first two seasons at Howard before transferring back home and sitting out 2019 season per NCAA rules...Totaled 84 tackles, including 5.5 for loss, with 9 break-ups...Also intercepted a pass in the endzone at Indiana...Recorded 2.5 stops for loss over consecutive games against Temple and UCF, with a career-high 14 tackles against Tulsa...Ball-hawking safety that helped UC to rank No. 1 nationally in pass efficiency allowed (100.47), fourth in opponent completions (53.5 percent), third in interceptions (18), fifth in TD passes allowed (10) and No. 3 in passing yards allowed (168.3)...Collected CoSIDA Academic All-America Second Team honors.

### COOK'S CAREER STATS

#### DEFENSE

YR.	G	TACK	TFL	SACK	INT	FR	FF
2017*	11	37	1.0	0	4	1	1
2018*	10	56	4.0	0	1	1	1
2019	1	2	0	0	0	0	0
2020	10	26	1.0	0	0	0	0
2021	13	87	5.0	1.0	1	0	0
TOT	45	208	11.0	1.0	6	2	2

\*AT HOWARD

### COOK'S CAREER HIGHS DEFENSE

Tackles	14, Tulsa, 11/06/20
TFLs	1.5, UCF, 10/16/21
Sacks	1.0, Temple, 10/08/21
INTS	1, at Indiana, 10/08/21
Pass Breakups	2 (twice), last vs. Houston 2021



## #41 JOEL DUBLANKO

LB • SR • 6-3 • 240

Aberdeen, Wash./IMG Academy

- » All-AAC First Team
- » Led team with 106 tackles
- » Second on team with 11 TFLs

2021: First-Team All-AAC by both the league and PFF... Joins Coby Bryant and Curtis Brooks as sixth-year members of the BlackCats defense...Led the team with 106 tackles, including 17 (career-high) against Tulsa and 15 at Navy...Those 17 stops are the most by a Bearcat since 2017...Notched first-career interception early in second half against Houston, setting up a touchdown that helped expand the lead...Had 3.5 of his 5.5 sacks over the final two games...Recorded 2.0 TFL against Murray State, Navy and Houston.

### DUBLANKO'S CAREER STATS

#### DEFENSE

YR.	G	TACK	TFL	SACK	INT	FR	FF
2017	12	8	1.5	0	0	0	0
2018	13	27	0	0	0	0	0
2019	14	34	3.5	1.0	0	0	1
2020	10	51	5.5	1.0	0	1	1
2021	13	106	11.0	5.5	1	1	1
TOT	62	226	21.5	7.5	1	2	3

### DUBLANKO'S CAREER HIGHS DEFENSE

Tackles	17, Tulsa, 11/06/21
TFLs	2.0 (four times), last vs Houston 2021
Sacks	2.0, Houston, 12/04/21
INTS	1, Houston, 12/04/21
Fumbles Forced	1 (three times), last at Tulane 2021



## #1 AHMAD "SAUCE" GARDNER

CB • JR • 6-3 • 200

Detroit, Mich./Martin Luther King

- » Unanimous All-AAC DPOY
- » Consensus All-American
- » Zero TDs allowed in his career

Summary: Consensus All-American, earning First Team honors from the Associated Press, AFCA, FWAA and Sporting News...Unanimous AAC Defensive Player of the Year, the second-such honor in league history...Jim Thorpe Award semifinalist behind winner and teammate Coby Bryant...Also first UC player to earn FWAA All-America honors twice...Has not given up a touchdown out of his 1,000-plus career coverage snaps with only 13 catches for 117 yards allowed this season (according to PFF College).

2021: Produced 35 tackles with three interceptions, three sacks and four breakups...Had career-high eight tackles against ECU...Picked off passes against Murray State, Notre Dame (opening drive) and South Florida...Third-career touchdown came on a scoop-and-score, 60-yard blocked field goal return at ECU in regular-season finale (others were pick-sixes against UCF and ECU in 2019)...Had sacks against Tulsa, South Florida and Houston, the latter two for a combined 20 yards (had 0.5 combined over previous two years)...Leader of defense that ranks No. 1 nationally in pass efficiency allowed (100.47), fourth in opponent completions (53.5 percent), third in interceptions (18), fifth in TD passes allowed (10) and No. 3 in passing yards allowed (168.3).

### GARDNER'S CAREER STATS

#### DEFENSE

YR.	G	TACK	TFL	SACK	INT	FR	FF
2019	14	31	0	0	3	0	0
2020	9	28	0.5	0.5	3	0	0
2021	13	35	4.0	3.0	3	0	1
TOT	26	94	4.5	3.5	9	0	1

### GARDNER'S CAREER HIGHS DEFENSE

Tackles	8 (twice), last at ECU, 11/26/21
TFLs	1.5, Houston, 12/04/21
Sacks	1.0 (three times), last vs. Houston 2021
INTS	1 (nine times), last at USF 2021
Fumbles Forced	1, at USF, 11/12/21



## #3 JA'VON HICKS

S • SR • 6-2 • 205

Cincinnati, Ohio/Colerain

- » 2019 All-AAC Honorable Mention
- » Started all 13 games

2021: Started all 13 games and has 28 starts in his career...Registered 48 tackles (28 solo) with two TFL, two interceptions and two fumble recoveries...Had picks against Tulane and Murray State, with the two fumbles against Temple and Tulsa (the latter featuring an 18-yard return)...Season-high nine stops came at Navy with eight more against Tulsa two weeks later...36 of his 48 tackles came over the final seven contests...Recorded three pass breakups, including one in the fourth quarter at Notre Dame.


### HICKS' CAREER STATS

#### DEFENSE

YR.	G	TACK	TFL	SACK	INT	FR	FF
2018	10	11	0	0	0	0	0
2019	14	50	0.5	0	5	4	2
2020	9	13	1.0	0	0	1	1
2021	13	48	2.0	0	2	2	0
TOT	46	122	3.5	0	7	7	3

### HICKS' CAREER HIGHS DEFENSE

Tackles	9 (twice), last at Navy, 10/23/21
TFLs	1.0, SMU, 11/20/21
INTS	2, at Houston, 10/12/19
Fumbles Forced	1 (twice), last at USF, 11/16/19



## #2 WILSON HUBER

LB • SR • 6-4 • 242

Indianapolis, Ind./Franklin Central

- » Played in all 13 games
- » CoSIDA Academic All-District

2021: Appeared in 13 games as a reserve and special-teams ace, registering 14 tackles (eight solo)...Recovered a fumble on a kickoff at Notre Dame and blocked a punt against SMU...Also had sacks against Temple and SMU, plus a TFL versus UCF.

### HUBER'S CAREER STATS

#### DEFENSE

YR.	G	TACK	TFL	SACK	INT	FR	FF
2018	13	3	0	0	0	0	0
2019	14	8	0	0	0	0	0
2020	8	5	2.5	1.0	0	0	0
2021	13	14	3.0	2.0	0	0	0
TOT	48	30	5.5	3.0	0	0	0

### HUBER'S CAREER HIGHS DEFENSE

Tackles	2 (five times), last vs. UCF 2021
TFLs	1.0 (three times), last vs. SMU 2021
Sacks	1.0, vs. SMU 2021
Pass Breakups	1 (twice), last vs Murray St 2021



## #20 DESHAWN PACE

LB • So. • 6-2 • 218

Cincinnati, Ohio/Colerain

- » All-AAC Honorable Mention
- » Started four games
- » Led team with four INTs

2021: Third on team with 85 tackles while also adding nine for loss and a team-high four interceptions...AAC Defensive Player of the Week following Indiana game in which he had crucial interception and career-high 10 tackles...Only had 10 tackles in 2020 as a freshman reserve...His field-goal block at Navy and subsequent return set up Alex Bales' 52-yard field goal on next play to close the first half...Of his four interceptions, the first was a 39-yard return to set up the icing touchdown late at Indiana, while another went for 27-yards into the deep red zone at Notre Dame the following game...Others were against UCF and South Florida...Also had nine tackles against Navy and eight against Miami and Temple.

### PACE'S CAREER STATS

#### DEFENSE

YR.	G	TACK	TFL	SACK	INT	FR	FF
2020	8	10	0	0	0	0	1
2021	13	86	9.0	0.5	4	1	0
TOT	21	96	9.0	0.5	4	1	1

### PACE'S CAREER HIGHS DEFENSE

Tackles	10, at Indiana, 09/18/21
TFLs	2.0, at Navy, 10/23/21
INTS	1 (four times), last at USF 2021
Fumbles Forced	1, ECU, 11/13/20

# PLAYER BIOS: DEFENSE



## #21 MYJAI SANDERS

DL • SR • 6-5 • 255

Jacksonville, Fla./Camden County

- » **Unanimous All-AAC First Team**
- » **Two-time All-AAC First Team**
- » **2020 Bednarik semifinalist**

2021: Earned First-Team All-AAC honors for second-straight season, as well as a Reese's Senior Bowl invite...Also named to PFF's All-AAC First Team...Fought through double-teams and chips to produce 34 tackles, 6.5 of which for loss, with 2.5 sacks and five break-ups...Season-high seven stops came at Navy...Added solo sacks against Tulane and USF with TFLs over six of the final seven games...Recovered a fumble against Tulane...Integral force behind defense that ranks No. 1 nationally in pass efficiency allowed (100.47), fourth in opponent completions (53.5 percent), third in interceptions (18), fifth in TD passes allowed (10) and No. 3 in passing yards allowed (168.3).

### SANDERS' CAREER STATS

#### DEFENSE

YR.	G	TACK	TFL	SACK	INT	FR	FF
2018	10	7	0	0	0	0	0
2019	14	36	7.0	4.0	0	1	1
2020	10	31	10.5	7.0	0	0	0
2021	13	34	7.5	2.5	0	1	0
TOT	47	108	25.0	13.5	0	2	1

### SANDERS' CAREER HIGHS DEFENSE

Tackles	7, Navy, 10/23/21
TFLs	2.5, Memphis, 10/31/20
Sacks	2.0, Tulsa, 12/19/20
Fumbles Forced	1, Tulsa, 10/19/19
Fumbles Recovered	1 (twice), last at Tulane 2021



## #90 JABARI TAYLOR

DL • SR • 6-1 • 280

Akron, Ohio/Hoban

- » **Played in all 13 games**
- » **Three-year letterwinner**

2021: Appeared in all 13 games and made 28 tackles, including 5.5 TFLs and two sacks...Had seven tackles at ECU, plus an eight-yard sack against Miami in the opener...Also got credit for half against Notre Dame and Houston...Made two TFL apiece against Miami and ECU.

### TAYLOR'S CAREER STATS

#### DEFENSE

YR.	G	TACK	TFL	SACK	INT	FR	FF
2018	6	4	0.5	0	0	0	0
2019	14	24	2.0	1.0	0	0	0
2020	10	17	3.5	1.0	0	0	0
2021	13	28	1.0	0.5	0	1	1
TOT	43	73	7.0	2.5	0	1	1

### TAYLOR'S CAREER HIGHS DEFENSE

Tackles	7, at ECU, 11/26/21
TFLs	2.0 (twice), last at ECU 2021
Sacks	1.0 (twice), last vs. Memphis 2020
Fumbles Recovered	1, Tulsa, 11/06/21
Fumbles Forced	1, at ECU, 11/26/21



## #24 JAHEIM THOMAS

LB • R-FR • 6-4 • 235

Cincinnati, Ohio/Princeton HS

- » **Appeared in 11 games**
- » **Former four-star recruit**

2021: Played four games in redshirt 2020 season...Played in 11 games and started against Tulane in 2021...Tallied 23 tackles (nine solo) with a half-sack against the Green Wave as well...Had career-high seven stops against UCF.


### THOMAS' CAREER STATS

#### DEFENSE

YR.	G	TACK	TFL	SACK	INT	FR	FF
2020	4	2	0	0	0	0	0
2021	11	23	0.5	0.5	0	0	0
TOT	15	26	0.5	0.5	0	0	0

### THOMAS' CAREER HIGHS DEFENSE

Tackles	3, Houston, 12/04/21
TFLs	0.5, at Tulane, 10/30/21
Sacks	0.5, at Tulane, 10/30/21



## #13 TY VAN FOSSEN

LB • JR • 6-2 • 220

Croton, Ohio/St. Francis De Sales

- » **Started nine games**
- » **Had 6.5 TFLs**

2021: Started nine of 13 games, largely sharing duties with Deshaun Pace...Totalled 62 tackles (40 solo)...Season-high 11 stops came against Tulsa...Produced three TFL, including a sack, at South Florida, plus two more for loss at Notre Dame...The three at USF matched Curtis Brooks (Navy) for Bearcats' season-high.

### VAN FOSSEN'S CAREER STATS

#### DEFENSE

YR.	G	TACK	TFL	SACK	INT	FR	FF
2018	1	0	0	0	0	0	0
2019	13	13	0.5	0	0	0	0
2020	10	28	5.0	2.0	0	1	0
2021	13	61	6.5	1.0	0	0	0
TOT	37	102	12.0	3.0	0	1	0

### VAN FOSSEN'S CAREER HIGHS DEFENSE

Tackles	11, Tulsa, 11/06/21
TFLs	3.0 (twice), last at USF, 11/12/21
Sacks	1.0 (three times), at USF, 11/12/21
Pass Breakups	1 (three times), last at Indiana 2021
Fumbles Recovered	1, vs Memphis, 10/31/20



## #42 MALIK VANN

DL • SR • 6-3 • 275

Cincinnati, Ohio/Fairfield

- » **Started in 9 games this year**
- » **Former four-star recruit**

2021: Appeared in 11 games, starting nine, including the first eight games...Made 32 tackles, including 8.5 for loss and three sacks with three pass breakups...Had career-highs of six stops against Miami and Tulane...Sacks came against Temple, Tulane and Houston, with half against Notre Dame...Contributed TFLs over each of the first five contests.

### VANN'S CAREER STATS

#### DEFENSE

YR.	G	TACK	TFL	SACK	INT	FR	FF
2018	12	8	1.0	1.0	0	0	0
2019	14	30	6.5	2.5	0	0	0
2020	9	16	5.0	2.0	0	0	0
2021	11	32	8.5	3.5	0	0	1
TOT	46	86	21.0	9.0	0	0	1

### VANN'S CAREER HIGHS DEFENSE

Tackles	6 (twice), last at Tulane 2021
TFLs	3.0 (twice), last at USF 2021
Sacks	1.0 (three times), last at USF, 2021
Fumbles Forced	1, at Tulane, 10/30/21

# PLAYER BIOS: SPECIALISTS



## #91 ALEX BALES

**K • SO • 5-10 • 177**  
Westfield, Ind./Westfield

- » **Appeared in all 13 games**
- » **Totaled almost 5,000 yards on kickoffs**

2021: Played in all 13 games this season...Totaled 4,985 yards on kickoffs, including 43 touchbacks...Was 12-13 on PATs...Made two out of five field goal attempts, including a career-high 52-yarder against Navy.

### BALES' CAREER STATS

#### FIELD GOALS

YR.	G	MADE	ATT	LONG	%	BLKD
2021	13	2	5	52	40	0
TOT	13	2	5	52	40	0

### BALES' CAREER HIGHS DEFENSE

Long Field Goal	52, at Navy, 10/23/21
Field Goals Made	1 (twice), last at USF, 11/12/21
Field Goals Attempted	2, SMU, 11/20/21
PATs Made	6 (twice), last vs. SMU, 11/20/21
PATs Attempted	7, SMU, 11/20/21



## #17 COLE SMITH

**K • SR • 5-11 • 193**  
Middletown, Ohio/Middletown

- » **2019 AAC All-Academic Team**
- » **Two-year letterwinner**

2021: Appeared in six games...Making three field goals, including a 32-yarder at Indiana and a 23-yarder on the road against Notre Dame...Totaled 340 yards as the kickoff specialist in the first three games of the year...Made 34 out of 35 PAT's in the six games he appeared in, including a season-high eight against UCF.

### SMITH'S CAREER STATS

#### FIELD GOALS

YR.	G	MADE	ATT	LONG	%	BLKD
2018	12	5	12	44	41.7	2
2019	3	2	3	50	66.7	1
2020	10	7	10	47	70	1
2021	6	3	8	32	37.5	0
TOT	31	17	33	50	51.5	4

### SMITH'S CAREER HIGHS KICKING

Points Scored	12, at UCF, 11/21/20
Kick PATs	9, Alabama A&M, 09/15/18
Field Goals Made	3, at UCF, 11/21/20
Field Goals Attempted	4, at Temple, 10/20/18
Longest Field Goal	50, Tulsa, 10/19/19



## #90 CHRISTIAN LOWERY

**K • FR • 5-11 • 168**  
Acworth, Ga./Harrison

- » **Played in five games as a freshman**

2021: Appeared in five games...Was a perfect 20-20 on PATs this season, including making five each against ECU and Houston in the AAC Championship game...Made two out of four field goals on the season, including a 32-yarder against Navy.

### LOWERY'S CAREER STATS

#### FIELD GOALS

YR.	G	MADE	ATT	LONG	%	BLKD
2021	5	2	4	32	50	0
TOT	5	2	4	32	50	0

### LOWERY'S CAREER HIGHS KICKING

Points Scored	6 (twice), last at Tulane 2021
Kick PATs	5 (twice), last vs. Houston 2021
Field Goals Made	1 (twice), last at Tulane, 2021
Field Goals Attempted	1 (four times), last vs. HOU 2021
Longest Field Goal	32, at Navy, 10/23/21





**2021 SEASON RECAPS**



Miami OH  
SEPTEMBER 4, 2021  
CINCINNATI, OHIO



Murray State  
SEPTEMBER 11, 2021  
CINCINNATI, OHIO



@ Indiana  
SEPTEMBER 18, 2021  
BLOOMINGTON, IND.



	1	2	3	4	F
Miami(OH)	0	0	0	14	14
Cincinnati	21	14	0	14	49

## SCORING PLAYS

1st	14:15	CIN	Scott 81-yd pass from Ridder [C. Smith kick]
			2-84, 00:43, MIA 0 - CIN 7
	08:01	CIN	R. Montgomery 8-yd pass from Ridder [C. Smith kick]
			8-97, 03:33, MIA 0 - CIN 14
	02:45	CIN	J. Whyte 23-yd pass from Ridder [C. Smith kick]
			8-72, 03:52, MIA 0 - CIN 21
2nd	08:03	CIN	J. Ford 21-yd rush [C. Smith kick]
			5-68 2:46, MIA 0 - CIN 28
	02:53	CIN	Ridder 25-yd rush [C. Smith kick]
			5-49 3:04, MIA 0 - CIN 35
4th	11:46	CIN	Taylor 8-yd pass from Ridder [C. Smith kick]
			10-86 3:05, MIA 0 - CIN 42
	03:20	MIA	Tracy 19-yd rush [Nicholson kick]
			13-75, 08:26, MIA 7 - CIN 42
	02:30	MIA	Saunders Jr. 32-yd interception return [Nicholson kick]
			00:44, MIA 14 - CIN 42
	00:23	CIN	Prater 14-yd rush [C. Smith kick]
			7-83, 02:02, MIA 14 - CIN 49

	CIN	MIA
FIRST DOWNS	27	17
RUSHES-YARDS (NET)	45-169	31-247
PASSING YDS (NET)	295	109
Passes Att-Comp-Int	26-20-2	28-9-0
TOTAL OFFENSE PLAYS-YARDS	57-542	73-278
Fumble Returns-Yards	0-0	0-0
Punt Returns-Yards	2-14	1-[-1]
Kickoff Returns-Yards	1-32	6-104
Interception Returns-Yards	0-0	0-0
Punts (Number-Avg)	3-61	3-48
Fumbles-Lost	1-1	1-0
Penalties-Yards	6-45	13-100
Possession Time	25:40	34:18
Third-Down Conversions	3 of 15	3 of 6
Fourth-Down Conversions	1 of 5	1 of 1
Red-Zone Scores-Chances	1-3	3-3
Sacks By: Number-Yards	2-11	2-16

**RUSHING:** MIAMI(OH)-MOZEE, Keyon 15-80; TRACY, Kenny 8-37; AFARI, David 7-24; MEYER, AJ 6-12; DAVIS, Kevin 4-10; JOHNSON, Davion 4-10.

Cincinnati-FORD, Jerome 12-121; PRATER, Evan 4-38; MCCLELLAND, Charles 4-36; RIDDER, Desmond 6-31; MONTGOMERY, Ryan 3-17; WRIGHT, Ethan 2-4;

**PASSING:** MIAMI(OH) AJ, Mayer 9-28-0-109. Cincinnati-RIDDER, Desmond 20-25-1-295; PRATER, Evan 0-1-1-0.

**RECEIVING:** Miami(OH)-HIPPENHAMMER, Mac 3-64; JOHNSON, Davion 3-5; SORENSON, Jack 2-32. Cincinnati-THOMPSON, Jadon 4-79; WHYLE, Josh 2-32; PIERCE, Alec 2-29; JEROME, Ford 2-19; JORDAN, Jones 2-13; LEONARD, Taylor 2-12; TUCKER, Tre 2-4; SCOTT, Tyler 1-81; WRIGHT, Ethan 1-10; MONTGOMERY, Ryan 1-8; YOUNG, Michael 1-8.

	1	2	3	4	F
Murray State	0	7	0	0	7
Cincinnati	0	7	14	21	42

## SCORING PLAYS

2nd	13:41	MUR	Rice 1-yd rush [Baum kick]
			12-65 7:31, MUR 7 - CIN 0
	09:41	CIN	Davis 2-yd pass from Ridder [C. Smith kick]
			6-40 2:16, MUR 7 - CIN 7
3rd	10:05	CIN	Ford 13-yd rush [C. Smith kick]
			10-75 4:50, MUR 7 - CIN 14
	05:08	CIN	Ford 8-yd rush [C. Smith kick]
			8-55, 03:08, MUR 7 - CIN 21
4th	14:13	CIN	Scott 23-yd pass from Ridder [C. Smith kick]
			1-23 00:06, MUR 7 - CIN 28
	10:50	CIN	Ford 3-yd rush [C. Smith kick]
			4-63 2:09, MUR 7 - CIN 35
	01:08	CIN	Singletary 18-yd pass from Prater [C. Smith]
			1-18, 00:07, MUR 7 - CIN 42

	MUR	CIN
FIRST DOWNS	15	17
RUSHES-YARDS (NET)	37-93	32-130
PASSING YDS (NET)	149	261
Passes Att-Comp-Int	29-17-3	25-15-0
TOTAL OFFENSE PLAYS-YARDS	66-242	57-391
Fumble Returns-Yards	0-0	0-0
Punt Returns-Yards	1-4	2-4
Kickoff Returns-Yards	2-31	2-47
Interception Returns-Yards	0-0	3-13
Punts (Number-Avg)	5-37.4	4-45.2
Fumbles-Lost	3-2	1-1
Penalties-Yards	11-60	5-40
Possession Time	34:48	25:12
Third-Down Conversions	7 of 15	4 of 10
Fourth-Down Conversions	1 of 1	1 of 1
Red-Zone Scores-Chances	1-2	5-6
Sacks By: Number-Yards	2-9	1-3

**RUSHING:** MURRAY STATE-WITHERSPOON, Damonta 16-52; RICE, Preston 7-21; CASTILLE, Rodney 8-14; GABRIEL, BROOKS, LaMartez 2-4; JONES, Cortez 2-2; DJ, Williams 1-1; TEAM, 1 - minus 1.

Cincinnati- FORD, Jerome 18-113; PRATER, Evan 3-14; MONTGOMERY, Ryan 4-7; WRIGHT, Ethan 2-3; MCCLELLAND, Charles 1-minus 3; RIDDER, Desmond 4- minus 4.

**PASSING:** MURRAY STATE-RICE, Preston 17-29-3-149. Cincinnati-RIDDER, Desmond 14-22-0-243; PRATER, Evan 1-3-0-18.

**RECEIVING:** MURRAY STATE-BRITTEN, Deshun 5-58; BROOKS, LaMartez 4-38; BELL, Jacob 4-19; CASTILLE, Rodney 2-13; HONEYCUTT, Malik 1-16; WITHERSPOON, Damonta 1-5. Cincinnati-SCOTT, Tyler 4-74; YOUNG, Michael 3-67; PIERCE, Alec 2-35; TUCKER, Tre 1-58; SINGLETARY, Payten 1-18; THOMPSON, Jadon 1-12; TAYLOR, Leonard 1-4; DAVIS, Noah 1-2; MONTGOMERY, Ryan 1-1.

	1	2	3	4	F
Cincinnati	0	10	13	15	38
Houston	7	7	10	0	24

## SCORING PLAYS

1st	06:15	IND	Hendershot 16-yd pass from Penix Jr. [Campbell kick]
			6-50 02:22, CIN 0 - IND 7
2nd	05:06	IND	Carr 5-yd pass from Penix Jr. [Campbell kick]
			2-6 00:42, CIN 0 - IND 14
	01:33	CIN	Ford 6-yd rush [C. Smith kick]
			9-75 03:33, CIN 7 - IND 14
	00:00	CIN	C. Smith 32-yd FG [C. Smith kick]
			5-32, 00:23, CIN 10 - IND 14
3rd	05:47	CIN	Ford 3-yd rush [C. Smith kick]
			10-79 04:29, CIN 17 - IND 14
	03:52	IND	Mathews Jr. 14-yd rush [Campbell kick]
			5-75, 01:55, CIN 17 - IND 21
	03:41	CIN	Tucker 99-yd kickoff return [C. Smith kick missed]
			00:00, CIN 23 - IND 21
	00:41	IND	Campbell 49-yd FG
			9-44, 02:58 CIN 23 - IND 24
4th	12:13	CIN	Pierce 19-yd pass from Ridder [C. Smith kick]
			9-75 03:26, CIN 30 - IND 24
	02:37	CIN	Ridder 7-yd rush [Taylor pass from Ridder]
			3-6 00:53, CIN 38 - IND 24

	IND	CIN
FIRST DOWNS	20	20
RUSHES-YARDS (NET)	37-152	36-118
PASSING YDS (NET)	224	210
Passes Att-Comp-Int	40-17-3	20-36-1
TOTAL OFFENSE PLAYS-YARDS	77-376	72-328
Fumble Returns-Yards	1-9	0-0
Punt Returns-Yards	3-25	0-0
Kickoff Returns-Yards	2-117-1	2-31
Interception Returns-Yards	3-43	1-0
Punts (Number-Avg)	5-42.2	4-44.5
Fumbles-Lost	2-1	1-1
Penalties-Yards	11-72	5-45
Possession Time	29:43	29:36
Third-Down Conversions	4 of 14	6 of 16
Fourth-Down Conversions	1 of 1	1 of 3
Red-Zone Scores-Chances	5-5	3-6
Sacks By: Number-Yards	1-6	1-4

**RUSHING:** Cincinnati-FORD, Jerome 20-66; RIDDER, Desmond 10-45; MCCLELLAND, Charles 3-12; Team 3-minus 5.

Indiana-CARR, Stephen 21-52; ERVIN-POINDEXTER, Davion 1-37; BALDWIN JR., Tim 9-30; MATHEWS JR. D.J. 2-28; PENIX JR, Michael 4-5.

**PASSING:** Cincinnati-RIDDER, Desmond 20-36-1-210. Indiana-PENIX JR, Michael 17-40-2-224.

**RECEIVING:** Cincinnati-PIERCE, Alec 5-86; YOUNG, Michael 4-35; TUCKER, Tre 3-18; TAYLOR, Leonard 2-24; SCOTT, Tyler 2-17; THOMPSON, Jadon 1-21; MCCLELLAND, Charles 1-4; WHYLE, Josh 1-4; FORD, Jerome 1-1. Indiana-HENDERSHOT, Peyton 6-60; MATHEWS JR., D.J. 5-120; CARR, Stephen 2-14; FRYFOGLE, Ty 2-14; MARSHALL, Miles 1-11; BJORSON, Matt 1-8; ELLIS, David 1 - minus 2.

## GAME-BY-GAME RECAPS

@Notre Dame  
OCTOBER 2, 2021  
NOTRE DAME, IND.



	1	2	3	4	F
Cincinnati	0	17	0	7	24
Notre Dame	0	0	7	6	13

## SCORING PLAYS

2nd	12:09	CIN	Taylor 1-yd pass from Ridder [C.Smith kick]
			3-8 1:12, CIN 7 - UND 0
	10:32	CIN	C.Smith 23-yd FG [C.Smith kick]
			5-12 1:32, CIN 10 - UND 0
	00:40	CIN	Tucker 27-yd pass from Ridder [C.Smith kick]
			5-80 1:08, CIN 17 - UND 0
3rd	01:19	CIN	Williams 3-yd rush [Doerer kick]
			4-38 2:01, CIN 17 - UND 7
4th	08:20	UND	Lenzy 32-yd pass from Pyne [Doerer missed kick]
			8-80 3:08, CIN 17 - UND 13
	05:08	CIN	Ridder 6-yd rush [C.Smith kick]
			6-75 3:12, CIN 24 - UND 13

	CIN	UND
FIRST DOWNS	16	19
RUSHES-YARDS (NET)	30-93	28-84
PASSING YDS (NET)	297	257
Passes Att-Comp-Int	32-19-0	46-23-2
TOTAL OFFENSE PLAYS-YARDS	62-390	74-341
Fumble Returns-Yards	0-0	1-28
Punt Returns-Yards	2-17	2-1
Kickoff Returns-Yards	0-0	4-87
Interception Returns-Yards	2-31	0-0
Punts (Number-Avg)	5-43.0	6-46.3
Fumbles-Lost	2-2	1-1
Penalties-Yards	5-25	7-55
Possession Time	28:10	31:50
Third-Down Conversions	2 of 11	6 of 17
Fourth-Down Conversions	1 of 1	2 of 4
Red-Zone Scores-Chances	3-5	1-2
Sacks By: Number-Yards	2-15	1-10

**RUSHING:** Cincinnati-FORD, Jerome 17-71; RIDDER, Desmond 10-26; Team 3- minus 4. Notre Dame-WILLIAMS, Kyren 13-45; TYREE, Chris 5-20; PYNE, Drew 4-10; BUCHNER, Tyler 4-8; DAVIS, Avery 1-8; COAN, Jack 1- minus 7.

**PASSING:** Cincinnati-RIDDER, Desmond 19-32-0-297. Notre Dame-COAN, Jack 14-22-1-114; Pyne, Drew 9-22-0-143; BUCHNER, Tyler 0-2-1-0

**RECEIVING:** Cincinnati-PIERCE, Alec 6-144; TAYLOR, Leonard 4-70; YOUNG, Michael 4-36; TUCKER, Tre 2-34; JONES, Jordan 1-7; WHYLE, Josh 1-5; FORD, Jerome 1-1. Notre Dame-MAYER, Michael 8-93; LENZY, Braden 4-61; DAVIS, Avery 3-39; WILLIAMS, Kyren 3-19; TYREE, Chris 2-8; AUSTIN, Kevin 1-17; STYLES JR., Lorenzo 1-14; WILKINS, Joe 1-6.

TEMPLE  
OCTOBER 8, 2021  
CINCINNATI, OHIO



	1	2	3	4	F
Temple	0	3	0	0	3
Cincinnati	10	7	28	7	52

## SCORING PLAYS

1st	07:15	CIN	C.Smith 30-yd FG
			10-48 4:26, TEM 0 - CIN 3
	02:52	CIN	Pierce 9-yd pass from Ridder [C.Smith kick]
			2-13, 00:34, TEM 0 - CIN 10
2nd	09:42	CIN	Ford 8-yd rush [C.Smith kick]
			11-65 5:10, TEM 0 - CIN 17
	05:27	TEM	Bell 55-yd FG
			9-37 4:03, TEM 3 - CIN 17
3rd	14:50	CIN	Ford 75-yd rush [C.Smith kick]
			1-75 00:10, TEM 3 - CIN 24
	11:00	CIN	Scott 38-yd pass from Ridder [C.Smith kick]
			2-54 00:41, TEM 3 - CIN 31
	07:45	CIN	McLelland 28-yd rush [C.Smith kick]
			3-61 1:04 TEM 3 - CIN 38
	00:54	CIN	Young 11-yd pass from Ridder [C.Smith kick]
			10-76 4:03, TEM 3 - CIN 45
4th	10:15	CIN	Wright 58-yd rush [C.Smith kick]
			5-77 2:14, TEM 3 - CIN 52

	TEM	CIN
FIRST DOWNS	14	23
RUSHES-YARDS (NET)	29-84	33-279
PASSING YDS (NET)	150	263
Passes Att-Comp-Int	32-18-1	31-23-1
TOTAL OFFENSE PLAYS-YARDS	61-234	64-542
Fumble Returns-Yards	0-0	0-0
Punt Returns-Yards	3-5	2-35
Kickoff Returns-Yards	2-40	1-28
Interception Returns-Yards	0-0	1-21
Punts (Number-Avg)	7-42.9	3-47.3
Fumbles-Lost	3-2	1-0
Penalties-Yards	5-30	5-42
Possession Time	31:59	28:01
Third-Down Conversions	3 of 13	8 of 13
Fourth-Down Conversions	0 of 2	0 of 0
Red-Zone Scores-Chances	0-1	4-5
Sacks By: Number-Yards	1-6	6-34

**RUSHING:** TEM- LYNCH, Justin 3-29; SAYDEE, Edward 6-26; BLAIR, Trey 5-24; BONNER, Ra'Von 2-9; RULEY, Tayvon 2-3 ; DOBBINS, Kyle 1-3; MATHIS, D'Wan 10- minus 10. Cincinnati-FORD, Jerome 15-149; WRIGHT, Ethan 5-76; McLelland, Charles 5-39; RIDDER, Desmond 3-6; MONTGOMERY, Ryan 4-6; PRATER, Evan 1-3.

**PASSING:** TEM-MATHIS, D'Wan 16-27-1-120. Cincinnati-RIDDER, Desmond 22-30-0-259.

**RECEIVING:** TEM-BARBON, Jose 5-45; ANDERSON JR., Amad 5-37; SAYDEE, Edward 3-33; BLUE, Jadan 3-5; BURNETT, Nazir 2-30. Cincinnati-PIERCE, Alec 6-93; TUCKER, Tre 3-51; YOUNG, Michael 3-17; TAYLOR, Leonard 3-11; WHYLE, Josh 2-30; FORD, Jerome 2-5; SCOTT, Tyler 1-38.

UCF  
OCTOBER 16, 2021  
CINCINNATI, OHIO



	1	2	3	4	F
UCF	0	7	7	7	21
Cincinnati	14	21	7	14	56

## SCORING PLAYS

1st	09:30	CIN	Ford 1-yd rush [C.Smith kick]
			8-38 4:01, UCF 0 - CIN 7
	01:30	CIN	Ford 2-yd rush [C.Smith kick]
			10-66 4:51, UCF 0 - CIN 14
2nd	07:40	CIN	Pierce 19-yd pass from Ridder [C.Smith kick]
			4-64 1:23, UCF 0 - CIN 21
	05:33	CIN	Ford 79-yd rush [C.Smith kick]
			1-79 00:12, UCF 0 - CIN 28
	02:53	CIN	Ford 4-yd rush [C.Smith]
			4-34 1:31, UCF 0 - CIN 35
	00:33	UCF	Johnson 16-yd pass from Keene [Obarski kick]
			8-75 2:20, UCF 7- CIN 35
3rd	02:55	CIN	74-yd interception return [C.Smith kick]
			6:02, UCF 7 - CIN 42
	00:41	UCF	Bowser 4-yd rush [Obarski kick]
			5-75 2:14, UCF 14 - CIN 42
4th	10:44	CIN	Wright 2-yd rush [C.Smith kick]
			2-8 00:19, UCF 14 - CIN 49
	05:43	CIN	Prater 6-yd rush [C.Smith]
			6-49 2:30, UCF 14 - CIN 56
	01:48	UCF	Richards 2-yd rush
			6-49 2:30, UCF 21 - CIN 56

	UCF	CIN
FIRST DOWNS	14	23
RUSHES-YARDS (NET)	37-155	42-336
PASSING YDS (NET)	141	140
Passes Att-Comp-Int	27-16-2	23-13-0
TOTAL OFFENSE PLAYS-YARDS	64-296	65-476
Fumble Returns-Yards	0-0	0-0
Punt Returns-Yards	2-(-10)	2-23
Kickoff Returns-Yards	1-3	1-36
Interception Returns-Yards	0-0	2-78
Punts (Number-Avg)	9-41.3	5-42.0
Fumbles-Lost	1-1	1-1
Penalties-Yards	7-47	9-74
Possession Time	32:48	27:12
Third-Down Conversions	7 of 17	7 of 12
Fourth-Down Conversions	0 of 0	0 of 0
Red-Zone Scores-Chances	3-3	6-7
Sacks By: Number-Yards	1-12	1-2

**RUSHING:** UCF-O'KEEFE, Ryan 1-51; GATEWOOD, Joey 8-42; BOWSER, Isaiah 13-27; RICHARDSON, Johnny 10-20; JOHNSON, Amari 1-9; GOOD, Damarious 1-4; ANTONY RICHARDS, Mark 1-2; KEENE, Mikey 2-0. Cincinnati-FORD, Jerome 20-189; MONTGOMERY, Ryan 8-95; MCCLELLAND, Charles 5-20; RIDDER, Desmond 4-14; WRIGHT, Ethan 4-12; PRATER, Evan 1-6.

**PASSING:** UCF-KEENE, Mikey 16-27-2-141. Cincinnati-RIDDER, Desmond 13-23-0-140.

**RECEIVING:** UCF-O'KEEFE, Ryan 7-60; RICHARDSON, Johnny 3-31; JOHNSON, Amari 3-12; CRAIG-MYERS, Nate 1-18; JOHNSON, Brandon 1-18; HOLLER, Alec 1-4. Cincinnati-TAYLOR, Leonard 4-47; SCOTT, Tyler 2-22; FORD, Jerome 1-23; PIERCE, Alec 1-18; YOUNG, Michael 1-12; MCCLELLAND, Charles 1-8; WRIGHT, Ethan 1-5; WHYLE, Josh 1-2; TUCKER, Tre 1-2.

@NAVY  
OCTOBER 23, 2021  
ANNAPOLIS, MD.



	1	2	3	4	F
Cincinnati	7	6	14	0	27
Navy	7	3	0	10	20

## SCORING PLAYS

- 1st 03:51 NAVY Lavatai 2-yd rush [Nichols kick]**  
13-79 7:12, CIN 0 - NAVY 7
- 02:50 CIN Whyte 31-yd pass from Ridder [C.Smith kick]**  
3-44 1:01, CIN 7 - NAVY 7
- 2nd 14:15 NAVY Nichols 33-yd FG**  
7-35 3:35, CIN 7 - NAVY 10
- 04:07 CIN Lowery 32-yd FG**  
15-61 6:06, CIN 10 - NAVY 10
- 00:00 CIN Bales 52-yd FG**  
1-0 00:01 CIN 13 - NAVY 10
- 3rd 07:39 CIN Ford 43-yd rush [Lowery kick]**  
4-54 1:27, CIN 20 - NAVY 10
- 1:13 CIN Whyte 3-yd pass from Ridder [Lowery kick]**  
11-45 4:22, CIN 27 - NAVY 10
- 4th 07:34 NAVY Nichols 37-yd FG**  
9-48 4:27, CIN 27 - NAVY 13
- 00:50 NAVY Lavatai, Tai 1-yd rush [Nichols kick]**  
16-90 4:39, CIN 27 - NAVY 20

	CIN	NAVY
FIRST DOWNS	14	22
RUSHES-YARDS (NET)	21-95	67-192
PASSING YDS (NET)	176	116
Passes Att-Comp-Int	30-18-1	17-11-1
TOTAL OFFENSE PLAYS-YARDS	51-271	84-308
Fumble Returns-Yards	0-0	0-0
Punt Returns-Yards	3-38	2-16
Kickoff Returns-Yards	3-44	3-92
Interception Returns-Yards	1-1	1-1
Punts (Number-Avg)	4-42.0	4-46.0
Fumbles-Lost	0-0	0-0
Penalties-Yards	11-93	3-25
Possession Time	20:33	39:27
Third-Down Conversions	6 of 11	7 of 21
Fourth-Down Conversions	1 of 1	3 of 4
Red-Zone Scores-Chances	2-2	4-4
Sacks By: Number-Yards	1-6	1-7

**RUSHING:** Cincinnati-FORD, Jerome 15-90; RIDDER, Desmond 5-6; Team 1- minus 1. Navy-RUOSS, Isaac 19-80; HARRIS II, James 9-27; WARREN, Chance 5-22; LAVATAI, Tai 21-22; UMBARGER, Jayden 1-19; ACIE, Carlino 6-14; GOSLIN, Tyger 1-5; HALL JR., Anton 1-3 JONES, Daniel 3-0.

**PASSING:** Cincinnati-RIDDER, Desmond 18-30-1-176. Notre Dame-LAVATAI, Tai 11-15-1-116; Team 0-2-0-0.

**RECEIVING:** Cincinnati-PIERCE, Alec 5-37; WHYLE, Josh 4-60; SCOTT, Tyler 3-23; TAYLOR, Leonard 2-16; FORD, Jerome 2-11; TUCKER, Tre 1-16; YOUNG, Michale 1-13. Navy-WARREN, Chance 3-29; PUALOA-ROJAS, Kai 2-47; ACIE, Carlino 2-15; COOPER, Mychal 1-11; WALKER, Mark 1-9; GOSLIN, Tyger 1-4; JONES, Daniel 1-1.

@TULANE  
OCTOBER 30, 2021  
NEW ORLEANS, LA.



	1	2	3	4	F
Cincinnati	7	7	7	10	31
Tulane	0	12	0	0	12

## SCORING PLAYS

- 1st 01:14 CIN Whyte 16-yd pass from Ridder [Lowery missed kick]**  
16-99 7:25, CIN 7 - TLN 0
- 2nd 10:42 TLN Moody safety**  
CIN 7 - TLN 2
- 07:58 TLN Spears 47-yd run [Glover kick]**  
6-66 2:34, CIN 7 - TLN 9
- 06:19 CIN Ford 3-yd rush [Lowery kick]**  
5-80 1:33, CIN 14 - TLN 9
- 00:00 TLN Glover 41-yd FG**  
4-26 00:30 CIN 14 - TLN 12
- 3rd 03:12 CIN Whyte 5-yd pass from Ridder [Lowery kick]**  
13-66 5:55, CIN 21 - TLN 12
- 4th 06:16 CIN Lowery 27-yd FG**  
4-1, 1:09, CIN 24 - TLN 12
- 04:13 CIN Ford 26-yd pass from Ridder [Lowery kick]**  
2-29 00:49 CIN 31 - TLN 12

	CIN	TLN
FIRST DOWNS	18	17
RUSHES-YARDS (NET)	37-124	45-187
PASSING YDS (NET)	227	93
Passes Att-Comp-Int	27-17-1	18-9-2
TOTAL OFFENSE PLAYS-YARDS	64-351	63-280
Fumble Returns-Yards	0-0	0-0
Punt Returns-Yards	1-8	0-0
Kickoff Returns-Yards	1-17	3-57
Interception Returns-Yards	2-7	1-33
Punts (Number-Avg)	3-38.3	4-44.8
Fumbles-Lost	3-2	4-2
Penalties-Yards	3-20	9-67
Possession Time	28:12	31:48
Third-Down Conversions	4 of 12	4 of 12
Fourth-Down Conversions	2 of 2	2 of 4
Red-Zone Scores-Chances	4-4	0-1
Sacks By: Number-Yards	4-32	3-24

**RUSHING:** Cincinnati- FORD, Jerome 18-65; RIDDER, Desmond 13-47; MONTGOMERY, Ryan 3-13; MCCLELLAND, Charles 2-0; Team 1- minus 1. Tulane- SPEARS, Tyjae 19-106; CARROLL, Camero 10-64; DANIELS, Christ 4-29; RASHAD, Green 0-15; TOLES, Jartavia 2-12; HORTON, Kai 8- minus 16; TEAM 2 - minus 23.

**PASSING:** Cincinnati-RIDDER, Desmond 17-27-1-227. Tulane-HORTON, Kai 7-16-2-79; DANIELS, Christ 2-2-0-14.

**RECEIVING:** Cincinnati- WHYLE, Josh 4-79; FORD, Jerome 4-42; TUCKER, Tre 3-24; PIERCE, Alec 2-47; SCOTT, Tyler 2-25; YOUNG, Michael 1-9; TAYLOR, Leonard 1-1. Tulane-JACKSON, Jha'Qu 3-34; SPEARS, Tyjae 1-17; TOLES, Jaetavia 1-15; WALLACE, W 1-13; JAMES, Tyrick 1-8; WYATT, Shae 1-6.

TULSA  
November 6, 2021  
CINCINNATI, OHIO



	1	2	3	4	F
Tulsa	0	12	0	8	20
Cincinnati	14	0	14	0	28

## SCORING PLAYS

- 1st 09:48 CIN Ridder 3 yd rush [Lowery kick]**  
7-53 3:15, TUL 0 - CIN 7
- 01:21 CIN Ford 1 yd rush [Lowery kick]**  
13-94 5:55, TUL 0 - CIN 14
- 2nd 12:20 TUL Long 35 yd FG**  
9-48 4:01, TUL 3 - CIN 14
- 02:44 TUL Brooks 8 yd rush [Long missed kick]**  
12-75 4:34, TUL 9 - CIN 14
- 00:10 TUL Long 50 yd FG**  
9-26 1:41, TUL 12 - CIN 14
- 3rd 13:17 CIN Pierce 12 yd pass from Ridder [Lowery kick]**  
4-72 1:38, TUL 12 - CIN 21
- 09:04 CIN Young 31 yd pass from Ridder [Lowery kick]**  
3-44 1:04, TUL 12 - CIN 28
- 4th 08:10 TUL Santana 21 yd pass from Brin [Crawford Jr. pass from Brin]**  
10-82 4:11, TUL 20 - CIN 28

	TUL	CIN
FIRST DOWNS	26	18
RUSHES-YARDS (NET)	57-297	34-116
PASSING YDS (NET)	149	274
Passes Att-Comp-Int	26-17-0	23-15-1
TOTAL OFFENSE PLAYS-YARDS	83-446	57-390
Fumble Returns-Yards	0-0	0-0
Punt Returns-Yards	2-4	0-0
Kickoff Returns-Yards	1-17	3-57
Interception Returns-Yards	1-9	4-91
Punts (Number-Avg)	3-36.0	3-41.3
Fumbles-Lost	3-1	4-2
Penalties-Yards	7-52	6-44
Possession Time	34:16	23:06
Third-Down Conversions	4 of 14	7 of 12
Fourth-Down Conversions	1 of 4	2 of 4
Red-Zone Scores-Chances	3-6	3-4
Sacks By: Number-Yards	2-7	2-1

**RUSHING:** Tulsa- BROOKS, Shamari 25-132; WATKINS, Anthony 15-105; ANDERSON, Steven 9-42; BRIN, Davis 7-20; JOHNSON, Josh 1 - minus 2. Cincinnati- RIDDER, Desmond 12-43; MONTGOMERY, Ryan 6-36; FORD, Jerome 7-24; MCCLELLAND, Charles 5-17; TUCKER, Tre 1-9; Team 3- minus 13.

**PASSING:** Tulsa - BRIN, Davis 17-26-0-149. Cincinnati - RIDDER, Desmond 15-23-1-274.

**RECEIVING:** Tulsa - JOHNSON, Josh 7-65; SANTANA, JuanCarlos 4-51; CRAWFORD JR., SAM 2-15; HALL, Ethan 2-6; BROOKS, Shamari 1-7; NAYLOR II, Erza 1-5. Cincinnati-PIERCE, Alec 5-113; THOMPSON, Jadon 3-25; FORD, Jerome 2-67; YOUNG, Michael 2-48; SCOTT, Tyler 1-15; WHYLE, Josh 1-10; TAYLOR, Leonard 1 - minus 4.

## GAME-BY-GAME RECAPS

@USF

November 12, 2021  
TAMPA, FLORIDA

SMU

November 20, 2021  
CINCINNATI, OHIO

@East Carolina

November 26, 2021  
GREENVILLE, NORTH CAROLINA

	1	2	3	4	F
Cincinnati	7	17	7	14	45
USF	7	0	14	7	28

## SCORING PLAYS

1st	07:08	USF	Mangham 2 yd rush [Shrader kick]
			1-2 00:15, CIN 0 - USF 7
	02:57	CIN	Montgomery 12 yd rush [Bales kick]
			9-75 4:11, CIN 7 - USF 7
2nd	09:36	CIN	Ridder 13 yd rush [Bales kick]
			11-73 5:31, CIN 14 - USF 7
	05:30	CIN	Tucker 1 yd pass from Ridder [Bales kick]
			6-34 2:51, CIN 21 - USF 7
	00:00	CIN	Bales 27-yd FG
			10-46 2:11 CIN 24 - USF 7
3rd	11:48	CIN	Whyte 21 yd pass from Ridder [Bales kick]
			8-81 3:07, CIN 31 - USF 7
	6:39	USF	Mangham 1 yd rush [ Shrader kick]
			12-75 5:09, CIN 31 - USF 14
	03:48	USF	Horn Jr. 80 yd pass from McClain [Shrader kick]
			1-80 00:13, CIN 31 - USF 21
4th	14:00	CIN	Wright 1 yd rush [Bales kick]
			10-73 4:39, CIN 38 - USF 21
	06:14	USF	McClain 2 yd rush [Shrader kick]
			16-98 5:13, CIN 38 - USF 28
	01:22	CIN	Montgomery 55 yd rush [Bales kick]
			1-55 00:11, CIN 45 - USF 28

	CIN	USF
FIRST DOWNS	30	21
RUSHES-YARDS (NET)	36-202	38-101
PASSING YDS (NET)	304	245
Passes Att-Comp-Int	40-31-1	30-16-2
TOTAL OFFENSE PLAYS-YARDS	76-506	68-346
Fumble Returns-Yards	0-0	0-0
Punt Returns-Yards	0-0	0-0
Kickoff Returns-Yards	2-44	1-14
Interception Returns-Yards	2-11	1-61
Punts (Number-Avg)	2-44.5	3-25.3
Fumbles-Lost	2-2	4-2
Penalties-Yards	8-70	4-40
Possession Time	32:30	27:30
Third-Down Conversions	5 of 11	7 of 13
Fourth-Down Conversions	2 of 3	1 of 1
Red-Zone Scores-Chances	5-6	3-3
Sacks By: Number-Yards	3-16	1-10

**RUSHING:** Cincinnati-MONTGOMERY, Ryan 6-72; RIDDER, Desmond 13-65; WRIGHT, Ethan 10-37; MCCLELLAND, Charles 6-34; Team 1- minus 6. USF- MANGHAM, Jaren 16-53; JOINER JR., 9-37; MCCLAIN, Timmy 9-13; BATTIE, Brian 3- minus 1; HORN JR., Jimmy 1- minus 1.

**PASSING:** Cincinnati-RIDDER, Desmond 31-39-1-304. USF- MCCLAIN, Timmy 16-30-2-245.

**RECEIVING:** Cincinnati- TUCKER, Tre 6-51; WHYLE, Josh 5-61; YOUNG, Michael 4-53; TAYLOR, Leonard 3-30; PIERCE, Alec 3-24; SCOTT, Tyler 2-27; THOMPSON, Jadon 2-23; MCCLELLAND, Charles 2-16; MONTGOMERY, Ryan 2-10; SCOTT, Chris 1-6; RIDDER, Desmond 1-3. USF- HORN JR., Jimmy 5-108; WEAVER, Xavier 5-64; WILLIS, Holden 2-43; ATKINS, Sean 2-15; JOINER JR., 1-8; DOLLISON, Omarion 1-7; GREGORY, Demarcus 1-0.

	1	2	3	4	F
SMU	0	0	0	14	14
Cincinnati	14	13	14	7	48

## SCORING PLAYS

1st	12:54	CIN	Scott 53 yard pass from Ridder [Bales kick]
			1-53 00:07, SMU 0 - CIN 7
	05:32	CIN	Ford 4 yd rush [Bales kick]
			6-25 2:58, SMU 0 - CIN 14
2nd	13:37	CIN	Ridder 40 yd rush [Bales missed kick]
			6-78 3:02, SMU 0 - CIN 20
	08:19	CIN	Pierce 17 yd pass from Ridder [Bales Kick]
			8-71 3:40, SMU 0 - CIN 27
3rd	10:59	CIN	Ridder 5 yd pass from Jones [Bales kick]
			8-92 3:59, SMU 0 - CIN 34
	5:44	CIN	Pierce 17 yd pass from Ridder [ Bales kick]
			8-42 3:59, SMU 0 - CIN 41
4th	11:06	CIN	Jones 11 yd pass from Prater [Bales kick]
			12-74 6:22, SMU 0 - CIN 48
	08:32	SMU	Siggers 2 yd rush [Mazza kick]
			6-63 2:30, SMU 7 - CIN 48
	1:17	SMU	Rice 3 yd pass from Mordecai
			9-46 3:43, SMU 14 - CIN 48

	SMU	CIN
FIRST DOWNS	15	24
RUSHES-YARDS (NET)	31-133	41-249
PASSING YDS (NET)	66	295
Passes Att-Comp-Int	26-15-0	30-21-0
TOTAL OFFENSE PLAYS-YARDS	57-199	71-544
Fumble Returns-Yards	0-0	0-0
Punt Returns-Yards	0-0	4-63
Kickoff Returns-Yards	3-41	1-12
Interception Returns-Yards	0-0	0-0
Punts (Number-Avg)	7-39.1	1-42.0
Fumbles-Lost	0-0	0-0
Penalties-Yards	3-27	13-87
Possession Time	24:39	35:21
Third-Down Conversions	2 of 11	6 of 13
Fourth-Down Conversions	1 of 1	3 of 4
Red-Zone Scores-Chances	2-2	5-7
Sacks By: Number-Yards	0-0	3-23

**RUSHING:** SMU-BENTLEY IV, Ulysses 11-68; SIGGERS, Tre 10-64; LAVINE, Tyler 4-10; MORDECAI, Tanner 6 - minus 9. CINCINNATI- FORD, Jerome 20-82; RIDDER, Desmond 3-46; PRATER, Evan 3-44; MCCLELLAND, Charles 6-35; MONTGOMERY, Ryan 3-21; WRIGHT, Ethan 6-21.

**PASSING:** SMU- MORDECAI, Tanner 15-26-0-66. Cincinnati- RIDDER, Desmond 17-23-0-274; PRATER, Evan 3-6-0-16; JONES, Jordan 1-1-0-5.

**RECEIVING:** SMU- RICE, Rashee 7-21; BENTLEY IV, Ulysses 3- minus 1; ROBERSON JR., Reggie 2-7; BARKER, Beau 1-21; CALCATERRA, Grant 1-14; DANIELS JR., Roderick 1-4. Cincinnati- TUCKER, Scott 7-114; SCOTT, Tre 5-94; PIERCE, Alec 3-39; FORD, Jerome 2-23; JONES, Jordan 1-11; PAULING, Will 1-6; RIDDER, Desmond 1-5; TAYLOR, Leonard 1-3

	1	2	3	4	F
Cincinnati	0	21	0	14	35
East Carolina	3	0	13	7	13

## SCORING PLAYS

1st	05:39	ECU	Daffer 35 yd FG
			12-56 4:37, CIN 0 - ECU 3
2nd	13:48	CIN	Taylor 44 yd pass from Ridder [Lowery kick]
			5-76 1:31, CIN 7 - ECU 3
	10:32	CIN	Ford 2 yd rush [Lowery Kick]
			3-58 1:09, CIN 14 - ECU 3
	04:40	CIN	Pierce 28 yd pass from Ridder [Lowery kick]
			7-88 3:19, CIN 21 - ECU 3
	02:18	ECU	Daffer 44 yd FG
			11-52 5:58, CIN 21 - ECU 6
4th	11:17	CIN	Gardner 60 yd blocked FG return [Lowery kick]
			4:04, CIN 28 - ECU 6
	09:38	ECU	Hatfield 12 yd pass from Ahlers [Daffer kick]
			5-75 1:39, CIN 28 - ECU 13
	1:44	SMU	Montgomery 2 yd rush [Lowery kick]
			5-39 1:33, CIN 35 - ECU 13

	CIN	ECU
FIRST DOWNS	20	19
RUSHES-YARDS (NET)	36-143	38-54
PASSING YDS (NET)	301	228
Passes Att-Comp-Int	28-17-2	39-20-1
TOTAL OFFENSE PLAYS-YARDS	64-444	77-282
Fumble Returns-Yards	0-0	1-5
Punt Returns-Yards	0-0	0-0
Kickoff Returns-Yards	4-55	1-18
Interception Returns-Yards	1-0	2-0
Punts (Number-Avg)	3-39.7	6-35.2
Fumbles-Lost	1-1	1-1
Penalties-Yards	7-60	5-50
Possession Time	27:40	32:20
Third-Down Conversions	4 of 12	5 of 18
Fourth-Down Conversions	0 of 1	3 of 4
Red-Zone Scores-Chances	2-5	2-3
Sacks By: Number-Yards	3-22	2-14

**RUSHING:** Cincinnati- FORD, Jerome 20- 85; MONTGOMERY, Ryan 6-41; RIDDER, Desmond 10-17. ECU- MITCHELL, Keaton 17-55; HARRIS, Rahjai 13-26; AHLERS, Holton 8- minus 27.

**PASSING:** Cincinnati- RIDDER, Desmond 17-28-2-301. ECU- AHLERS, Holton 19-36-1-228; SNEAD, Tyler 1-1-0-0.

**RECEIVING:** Cincinnati- PIERCE, Alec 8-136; TAYLOR, Leonard 2-52; THOMPSON, Jadon 2-40; SCOTT, Tyler 2-36; TUCKER, Tre 2-35; WHYLE, Josh 1-2. ECU- SNEAD, Tyler 6-91; JONES, Ryan 6-74; HATFIELD, Jsi 3-48; OMOTOSHO, Audie 2-8; HARRIS, Rahjai 2-7.

## 2021 AAC CHAMPIONSHIP

Houston  
December 4, 2021

	1	2	3	4	F
Houston	10	3	0	7	20
Cincinnati	14	0	21	0	35

## SCORING PLAYS

1st	11:55	HOU	Witherspoon 37 yd FG
			7-50 2:57, HOU 3 - CIN 0
	09:38	CIN	Scott 25 yd pass from Ridder (Lowery kick)
			5-82 2:11, HOU 3 - CIN 7
	04:23	HOU	Dell 16 yd pass from Tune (Witherspoon kick)
			10-74 5:07, HOU 10 - CIN 7
	04:06	CIN	Ford 79 yd run (Lowery kick)
			1-79 0:11, HOU 10 - CIN 14
2nd	11:40	HOU	Witherspoon 46 yd FG
			13-44 7:21, HOU 13 - CIN 14
3rd	12:02	CIN	Taylor 8 yd pass from Ridder (Lowery kick)
			6-75 2:58, HOU 13 - CIN 21
	11:04	CIN	Pierce 21 yd pass from Ridder (Lowery kick)
			2-23 2:58, HOU 13 - CIN 28
	07:38	CIN	Ford 42 yd run (Lowery kick)
			3-62 1:18, HOU 13 - CIN 35
4th	06:06	HOU	Herslow 7 yd pass from Tune (Witherspoon kick)
			13-90 7:28, HOU 20 - CIN 35

	HOU	CIN
FIRST DOWNS	22	14
RUSHES-YARDS (NET)	47-86	28-210
PASSING YDS (NET)	250	190
Passes Att-Comp-Int	17-26-1	11-17-0
TOTAL OFFENSE PLAYS-YARDS	73-336	45-400
Fumble Returns-Yards	0-0	0-0
Punt Returns-Yards	1-14	0-0
Kickoff Returns-Yards	5-93	3-75
Interception Returns-Yards	0-0	1-9
Punts (Number-Avg)	5-33.2	5-44.8
Fumbles-Lost	2-0	1-0
Penalties-Yards	7-58	6-40
Possession Time	40:19	19:41
Third-Down Conversions	5 of 15	0 of 8
Fourth-Down Conversions	2 of 3	0 of 1
Red-Zone Scores-Chances	3-3	1-2
Sacks By: Number-Yards	1-10	8-54

**RUSHING:** HOU- MCCASKILL, A 13-39; HENRY, T 7-23; TUNE, C 23-21; SMITH, C 2-12; TEAM 2 - minus 9 CINCINNATI- FORD, Jerome 18-187; RIDDER, Desmond 7-19; TUCKER, Tre 1-3; MONTGOMERY, Ryan 2-1.

**PASSING:** HOU-TUNE, C 17-26-2-250. Cincinnati-RIDDER, Desmond 11-17-3-190.

**RECEIVING:** HOU- DELL, N 9-152; HERSLOW, J 5-57; GREEN, S 1-23; SAWYER, P 1-10; SINGLETON, J 1-8. Cincinnati- PIERCE, Alec 2-65; WHYLE, Josh 3-35; SCOTT, Tyler 1-25; MONTGOMERY, Ryan 2-23; TUCKER, Tre 1-17; FORD, Jerome 1-17; TAYLOR, Leonard 1-8.

## 2020 AAC CHAMPIONSHIP

Tulsa  
December 19, 2020

	1	2	3	4	F
Tulsa	0	10	7	7	24
Cincinnati	10	7	7	3	27

## SCORING PLAYS

1st	8:56	CIN	Ford 42 yd run (Smith kick)
			4-75 1:54, TLS 0 - CIN 7
	00:05	CIN	Smith 25 yd FG
			11-72 5:46, TLS 0 - CIN 10
2nd	11:08	TLS	Long 43 yd FG
			11-46 3:52, TLS 3 - CIN 10
	08:36	TLS	Taylor 10 yd run (Long kick)
			5-28 1:37, TLS 10 - CIN 10
	3:17	CIN	Pierce 36 yd pass from Ridder (Smith kick)
			5-64 2:04, TLS 10 - CIN 17
3rd	10:05	TLS	Prince 8 yd run (Long kick)
			3-55 00:45, TLS 17 - CIN 17
	7:14	CIN	Ridder 10 yd run (Smith kick)
			6-65 2:46, TLS 17 - CIN 24
4th	3:41	TLS	Santana 13 yd pass from Smith (Long kick)
			7-80 2:46, TLS 24 - CIN 24
	00:00	CIN	Smith 34 yd FG
			12-51 3:34, TLS 24 - CIN 27

	TLS	CIN
FIRST DOWNS	22	17
RUSHES-YARDS (NET)	37-199	38-151
PASSING YDS (NET)	166	269
Passes Att-Comp-Int	30-13-2	29-19-0
TOTAL OFFENSE PLAYS-YARDS	67-365	67-420
Fumble Returns-Yards	1-0	4-2
Punt Returns-Yards	1-8	2-30
Kickoff Returns-Yards	1-19	5-143
Interception Returns-Yards	0-0	2-0
Punts (Number-Avg)	5-46.0	3-44.7
Fumbles-Lost	1-0	4-2
Penalties-Yards	7-50	12-66
Possession Time	26:03	33:57
Third-Down Conversions	5 of 14	5 of 14
Fourth-Down Conversions	1 of 1	0 of 1
Red-Zone Scores-Chances	3-4	3-5
Sacks By: Number-Yards	2-15	3-21

**RUSHING:** TLS- TAYLOR II, C 22-130; PRINCE, D 9-78; STOKES, K 3-12; SMITH, Z 3 - minus 21. CINCINNATI- RIDDER, Desmond 16-83; FORD, Jerome 12-57; DOAKS, Gerrid 7-13; MONTGOMERY, Ryan 1-4; TUCKER, Tre 1-1; TEAM 1 - minus 7.

**PASSING:** TLS- SMITH, Z 13-30-2-166. Cincinnati-RIDDER, Desmond 19-29-0-269.

**RECEIVING:** TLS- SANTANA, J 5-54; CRAWFORD JR., S 3-79; STOKES, K 2-19; JOHNSON, J 2-11; HALL, E 1-3. Cincinnati- PIERCE, Alec 5-146; FORD, Jerome 4-24; YOUNG Michael 2-13; JACKSON, J 2-12; WHYLE, Josh 1-27; LABELLE, Bruno 1-14; TAYLOR, Leonard 1-9; TUCKER, Tre 1-9; JONES, Jordan 1-8; SCOTT, Tyler 1-7.

## GAME-BY-GAME RECAPS

## 2019 AAC CHAMPIONSHIP

Memphis  
December 7, 2019

	1	2	3	4	F
Cincinnati	7	7	7	3	24
Memphis	10	0	10	9	29

## SCORING PLAYS

1st	12:27	CIN	Warren 6 yd run (Crosa kick)
			6-30 2:33, CIN 7 - MEM 0
	08:21	MEM	Patterson 29 yd run FG
			12-64 3:59, CIN 7 - MEM 3
	02:36	MEM	Gibson 65 yd run (Patterson kick)
			7-79 2:29, CIN 7 - MEM 10
2nd	02:37	CIN	Ridder 15 yd run (Crosa kick)
			7-80 2:09, CIN 14 - MEM 10
3rd	11:59	MEM	White 1 yd run (Patterson kick)
			7-75 2:56, CIN 14 - MEM 17
	07:21	CIN	Warren 3 yd run (Crosa kick)
			9-75 4:38, CIN 21 - MEM 17
	03:54	MEM	Patterson 52 yd FG
			10-41 3:27, CIN 21 - MEM 20
4th	14:47	MEM	Patterson 50 yd FG
			11-31 3:54, CIN 21 - MEM 23
	04:23	CIN	Crosa 33 yd FG
			13-54 6:27, CIN 24 - MEM 23
	01:14	MEM	Gibson 6 yd pass from White (White pass failed)
			10-75 03:09, CIN 24 - MEM 29

	CIN	MEM
FIRST DOWNS	21	25
RUSHES-YARDS (NET)	39-221	45-194
PASSING YDS (NET)	233	253
Passes Att-Comp-Int	37-16-1	40-18-1
TOTAL OFFENSE PLAYS-YARDS	76-454	85-447
Fumble Returns-Yards	0-0	0-0
Punt Returns-Yards	3-15	0-0
Kickoff Returns-Yards	2-41	3-72
Interception Returns-Yards	1-70	1-0
Punts (Number-Avg)	6-39.5	6-42.0
Fumbles-Lost	2-1	1-0
Penalties-Yards	11-70	4-40
Possession Time	28:58	31:02
Third-Down Conversions	7 of 17	7 of 18
Fourth-Down Conversions	1 of 2	0 of 1
Red-Zone Scores-Chances	4-4	3-3
Sacks By: Number-Yards	2-19	1-2

**RUSHING:** Cincinnati- RIDDER, Desmond 11-113; WARREN, Michael 23-99; DOAKS, Gerrid 3-6; TUCKER, Tre 2-3. MEM- GIBSON, Antonio 11-130; GAINWELL, K 18-44; TAYLOR, Patrick 11-38; WHITE, Brady 4 - minus 16; TEAM 1 - for minus 2.

**PASSING:** Cincinnati-RIDDER, Desmond 16-36-1-233; TEAM 0-1-0-0. MEM- WHITE, Brady 18-40-1-253.

**RECEIVING:** Cincinnati- PIERCE, Alec 5-87; MBODJ, Malick 2-63; MEDARIS, Rashad 2-28; DEGUARA, Josiah 2-22; GEDDIS, Thomas 2-21; TUCKER, Tre 1-8; JACKSON, Jayshon 1-2; WARREN, Michael 1-2. MEM- COXIE, Damonte 9-185; GAINWELL, K 3-40; GIBSON, Antonio 3-32; TAYLOR, Patrick 2 - for minus 2; JONES, K 1-18.





**2021 SEASON STATS**





2021-22 Cincinnati Football  
Overall Team Statistics  
All games

Page 1/2  
as of Dec 05, 2021

## Team Statistics

	UC	OPP
<b>Scoring</b>	<b>510</b>	<b>209</b>
Points per game	39.2	16.1
Points Off Turnovers	97	45
<b>First Downs</b>	<b>268</b>	<b>238</b>
Rushing	117	108
Passing	134	110
Penalty	17	20
<b>Rushing Yardage</b>	<b>2352</b>	<b>1787</b>
Yards gained rushing	2561	2155
Yards lost rushing	209	368
Rushing attempts	436	536
Average per rush	5.4	3.3
Average per game	180.9	137.5
TDs Rushing	34	14
<b>Passing Yardage</b>	<b>3233</b>	<b>2188</b>
Comp-Att-Int	240-368-9	206-385-18
Average per pass	8.8	5.7
Average per catch	13.5	10.6
Average per game	248.7	168.3
TDs Passing	33	10
<b>Total offense</b>	<b>5585</b>	<b>3975</b>
Total plays	804	921
Average per play	6.9	4.3
Average per game	429.6	305.8
<b>Kick returns: #-Yards</b>	<b>27-627</b>	<b>31-564</b>
<b>Punt returns: #-Yards</b>	<b>20-212</b>	<b>13-34</b>
<b>Int returns: #-Yards</b>	<b>18-214</b>	<b>9-127</b>
<b>Kick return average</b>	<b>23.2</b>	<b>18.2</b>
<b>Punt return average</b>	<b>10.6</b>	<b>2.6</b>
<b>Int return average</b>	<b>11.9</b>	<b>14.1</b>
<b>Fumbles-Lost</b>	<b>18-9</b>	<b>24-11</b>
<b>Penalties-Yards</b>	<b>96-720</b>	<b>85-648</b>
Average per game	55.4	49.8
<b>Punts-Yards</b>	<b>45-1925</b>	<b>69-2725</b>
Average per punt	42.8	39.5
Net punt average	41.5	36.1
<b>Kickoffs-Yards</b>	<b>90-5325</b>	<b>47-2765</b>
Average per kick	59.2	58.8
Net kick average	38.8	36.0
<b>Time of possession / game</b>	<b>27:12</b>	<b>32:44</b>
<b>3rd-down conversion</b>	<b>60/145</b>	<b>66/197</b>
3rd-down pct	41%	34%
<b>4rd-down conversion</b>	<b>12/17</b>	<b>18/36</b>



**2021-22 Cincinnati Football**  
**Overall Team Statistics**  
**All games**

Page 2/2  
as of Dec 05, 2021

	UC	OPP
4rd-down pct	71%	50%
<b>Sacks by-Yards</b>	<b>37-223</b>	<b>20-144</b>
<b>Misc Yards</b>	<b>0</b>	<b>0</b>
<b>Touchdowns scored</b>	<b>70</b>	<b>25</b>
<b>Field goals - attempts</b>	<b>7-17</b>	<b>11-16</b>
<b>On-Side kicks</b>	<b>0-0</b>	<b>1-1</b>
<b>Red-zone scores</b>	<b>(48-61) 79%</b>	<b>(26-39) 67%</b>
<b>Red-zone touchdowns</b>	<b>(42-61) 69%</b>	<b>(21-39) 54%</b>
<b>PAT-attempts</b>	<b>(68-70) 97%</b>	<b>(23-25) 92%</b>
<b>Attendance</b>	<b>261366</b>	<b>248088</b>
Games / Avg per game	7/37338	6/41348
Neutral site games	-	0/0

**Score by Periods**

Team	1st	2nd	3rd	4th	OT	TOT
Cincinnati	108	140	139	123	0	510
Opponents	34	54	41	80	0	209



# 2021-22 Cincinnati Football Combined Team Statistics All games

Page 1/4  
as of Dec 05, 2021

## Team Results

Date	Opponent		Score	Att.
09/04/2021	Miami (OH)	W	49-14	37978
09/11/2021	Murray St.	W	42-7	33498
09/18/2021	at Indiana	W	38-24	52656
10/02/2021	at Notre Dame	W	24-13	77622
* 10/08/2021	Temple	W	52-3	37978
* 10/16/2021	UCF	W	56-21	37978
* 10/23/2021	at Navy	W	27-20	32004
* 10/30/2021	at Tulane	W	31-12	17012
* 11/06/2021	Tulsa	W	28-20	37978
* 11/12/2021	at South Fla.	W	45-28	30780
* 11/20/2021	SMU	W	48-14	37978
* 11/26/2021	at East Carolina	W	35-13	38014
12/04/2021	Houston	W	35-20	37978

## Rushing

Player	gp	att	gain	loss	net	avg	td	lg	avg/g
Jerome Ford	12	199	1263	21	1242	6.2	19	79	103.5
Desmond Ridder	13	100	521	150	371	3.7	6	40	28.5
Ryan Montgomery	13	45	311	2	309	6.9	3	55	23.8
Charles McClelland	12	37	195	5	190	5.1	1	28	15.8
Ethan Wright	12	29	154	1	153	5.3	3	58	12.8
Evan Prater	7	12	105	0	105	8.8	2	33	15.0
Tre Tucker	13	2	12	0	12	6.0	0	9	0.9
Team	13	12	0	30	-30	-2.5	0	0	-2.3
<b>Total</b>	<b>13</b>	<b>436</b>	<b>2561</b>	<b>209</b>	<b>2352</b>	<b>5.4</b>	<b>34</b>	<b>79</b>	<b>180.9</b>
<b>Opponents</b>	<b>13</b>	<b>536</b>	<b>2155</b>	<b>368</b>	<b>1787</b>	<b>3.3</b>	<b>14</b>	<b>51</b>	<b>137.5</b>

## Passing

Player	gp	effic	comp-att-int	pct	yds	td	lg	avg/g
Desmond Ridder	13	164.8	234-355-8	65.9	3190	30	81	245.4
Evan Prater	7	116.3	5-11-1	45.5	38	2	18	5.4
Jordan Jones	5	472.0	1-1-0	100.0	5	1	5	1.0
Team	13	0.0	0-1-0	0.0	0	0	0	0.0
<b>Total</b>	<b>13</b>	<b>163.7</b>	<b>240-368-9</b>	<b>65.2</b>	<b>3233</b>	<b>33</b>	<b>81</b>	<b>248.7</b>
<b>Opponents</b>	<b>13</b>	<b>100.5</b>	<b>206-385-18</b>	<b>53.5</b>	<b>2188</b>	<b>10</b>	<b>80</b>	<b>168.3</b>

## Receiving

Player	gp	no.	yds	avg	td	lg	avg/g
Alec Pierce	13	50	867	17.3	7	53	66.7
Tre Tucker	13	32	414	12.9	2	48	31.8
Leonard Taylor	13	27	274	10.1	4	44	21.1
Tyler Scott	13	26	477	18.3	5	81	36.7
Josh Whyte	13	25	320	12.8	6	31	24.6
Michael Young	11	24	298	12.4	2	38	27.1
Jerome Ford	12	18	209	11.6	1	34	17.4
Jadon Thompson	11	14	208	14.9	0	47	18.9
Ryan Montgomery	13	6	42	7.0	1	19	3.2
Charles McClelland	12	5	34	6.8	0	15	2.8
Jordan Jones	5	4	31	7.8	1	11	6.2
Desmond Ridder	13	2	8	4.0	2	5	0.6
Ethan Wright	12	2	15	7.5	0	10	1.3
Payten Singletary	6	2	22	11.0	1	18	3.7
Noah Davis	11	1	2	2.0	1	2	0.2
Chris Scott	8	1	6	6.0	0	6	0.8
Will Pauling	4	1	6	6.0	0	6	1.5
<b>Total</b>	<b>13</b>	<b>240</b>	<b>3233</b>	<b>13.5</b>	<b>33</b>	<b>81</b>	<b>248.7</b>
<b>Opponents</b>	<b>13</b>	<b>206</b>	<b>2188</b>	<b>10.6</b>	<b>10</b>	<b>80</b>	<b>168.3</b>

## Game Records

Record	Overall	Home	Away	Neutral
ALL GAMES	13-0	7-0	6-0	0-0
CONFERENCE	8-0	4-0	4-0	0-0
NON-CONFERENCE	5-0	3-0	2-0	0-0

## Team Statistics

	UC	OPP
<b>First Downs</b>	<b>268</b>	<b>238</b>
Rushing	117	108
Passing	134	110
Penalty	17	20
<b>Rushing Yardage</b>	<b>2352</b>	<b>1787</b>
Rushing attempts	436	536
Average per rush	5.4	3.3
Average per game	180.9	137.5
TDs Rushing	34	14
<b>Passing Yardage</b>	<b>3233</b>	<b>2188</b>
Comp-Att-Int	240-368-9	206-385-18
Average per pass	8.8	5.7
Average per catch	13.5	10.6
Average per game	248.7	168.3
TDs Passing	33	10
<b>Total offense</b>	<b>5585</b>	<b>3975</b>
Average per play	6.9	4.3
Average per game	429.6	305.8
<b>Kick returns: #-Yards</b>	<b>27-627</b>	<b>31-564</b>
<b>Punt returns: #-Yards</b>	<b>20-212</b>	<b>13-34</b>
<b>Int returns: #-Yards</b>	<b>18-214</b>	<b>9-127</b>
<b>Fumbles-Lost</b>	<b>18-9</b>	<b>24-11</b>
<b>Penalties-Yards</b>	<b>96-720</b>	<b>85-648</b>
<b>Punts-Avg</b>	<b>45-42.8</b>	<b>69-39.5</b>
<b>Time of possession / game</b>	<b>27:12</b>	<b>32:44</b>
<b>3rd-down conversion</b>	<b>60/145</b>	<b>66/197</b>
<b>4rd-down conversion</b>	<b>12/17</b>	<b>18/36</b>

## Interceptions

Player	no.	yds	avg	td	lg
Deshawn Pace	4	78	19.5	0	39
Coby Bryant	3	95	31.7	1	74
Arquon Bush	3	7	2.3	0	4
Ahmad Gardner	3	7	2.3	0	4
Ja'von Hicks	2	18	9.0	0	11
Joel Dublanko	1	9	9.0	0	9
Bryan Cook	1	0	0.0	0	0
Darrian Beavers	1	0	0.0	0	0
<b>Total</b>	<b>18</b>	<b>214</b>	<b>11.9</b>	<b>1</b>	<b>74</b>
<b>Opponents</b>	<b>9</b>	<b>127</b>	<b>14.1</b>	<b>1</b>	<b>61</b>



## 2021-22 Cincinnati Football Combined Team Statistics All games

Page 2/4  
as of Dec 05, 2021

### Field Goals

Player	fg	pct.	01-19	20-29	30-39	40-49	50-59	lg	blk
Cole Smith	3-8	37.5	0-0	1-1	2-5	0-2	0-0	32	0
Alex Bales	2-5	40.0	0-0	1-1	0-2	0-1	1-1	52	1
Christian Lowery	2-4	50.0	0-0	1-2	1-1	0-1	0-0	32	0
<b>Opponents</b>	<b>11-16</b>	<b>68.8</b>	<b>0-0</b>	<b>1-1</b>	<b>4-6</b>	<b>4-5</b>	<b>2-4</b>	<b>55</b>	<b>3</b>

### Scoring

Player	td	fg	PAT						pts
			kick	rush	rcv	pass	dxp	saf	
Jerome Ford	20	-	-	-	-	-	-	-	120
Desmond Ridder	8	-	-	-	-	1	-	-	48
Cole Smith	-	3-8	34-35	-	-	-	-	-	43
Alec Pierce	7	-	-	-	-	-	-	-	42
Josh Whyte	6	-	-	-	-	-	-	-	36
Tyler Scott	5	-	-	-	-	-	-	-	30
Christian Lowery	-	2-4	20-20	-	-	-	-	-	26
Leonard Taylor	4	-	-	-	1	-	-	-	26
Ryan Montgomery	4	-	-	-	-	-	-	-	24
Ethan Wright	3	-	-	-	-	-	-	-	18
Alex Bales	-	2-5	12-13	-	-	-	-	-	18
Tre Tucker	3	-	-	-	-	-	-	-	18
Michael Young	2	-	-	-	-	-	-	-	12
Evan Prater	2	-	-	-	-	-	-	-	12
Ahmad Gardner	1	-	-	-	-	-	-	-	6
Charles McClelland	1	-	-	-	-	-	-	-	6
Noah Davis	1	-	-	-	-	-	-	-	6
Coby Bryant	1	-	-	-	-	-	-	-	6
Payten Singletary	1	-	-	-	-	-	-	-	6
Jordan Jones	1	-	-	-	-	-	-	-	6
Jabari Taylor	-	-	1-1	-	-	-	-	-	1
<b>Total</b>	<b>70</b>	<b>7-17</b>	<b>67-69</b>	<b>0</b>	<b>1</b>	<b>1</b>	<b>0</b>	<b>0</b>	<b>510</b>
<b>Opponents</b>	<b>25</b>	<b>11-16</b>	<b>22-24</b>	<b>0</b>	<b>1</b>	<b>1</b>	<b>0</b>	<b>1</b>	<b>209</b>

### Score by Periods

Team	1st	2nd	3rd	4th	OT	TOT
Cincinnati	108	140	139	123	0	510
Opponents	34	54	41	80	0	209

### Punting

Player	no.	yds	avg	lg	tb	fc	i20	50+	blk
Mason Fletcher	45	1925	42.8	52	2	22	15	5	0
<b>Total</b>	<b>45</b>	<b>1925</b>	<b>42.8</b>	<b>52</b>	<b>2</b>	<b>22</b>	<b>15</b>	<b>5</b>	<b>0</b>
<b>Opponents</b>	<b>69</b>	<b>2725</b>	<b>39.5</b>	<b>64</b>	<b>2</b>	<b>26</b>	<b>14</b>	<b>11</b>	<b>3</b>

### Punt Returns

Player	no.	yds	avg	td	lg
Ryan Montgomery	19	217	11.4	0	30
Tre Tucker	1	-5	-5.0	0	0
<b>Total</b>	<b>20</b>	<b>212</b>	<b>10.6</b>	<b>0</b>	<b>30</b>
<b>Opponents</b>	<b>13</b>	<b>34</b>	<b>2.6</b>	<b>0</b>	<b>14</b>

### Kick Returns

Player	no.	yds	avg	td	lg
Tre Tucker	22	557	25.3	1	99
Tyler Scott	4	62	15.5	0	22
Michael Kopaygorodsky	1	8	8.0	0	8
<b>Total</b>	<b>27</b>	<b>627</b>	<b>23.2</b>	<b>1</b>	<b>99</b>
<b>Opponents</b>	<b>31</b>	<b>564</b>	<b>18.2</b>	<b>0</b>	<b>48</b>

### All Purpose

Player	g	rush	rcv	pr	kr	ir	total	avg/g
Jerome Ford	12	1242	209	0	0	0	1451	120.9
Tre Tucker	13	12	414	-5	557	0	978	75.2
Alec Pierce	13	0	867	0	0	0	867	66.7
Ryan Montgomery	13	309	42	217	0	0	568	43.7
Tyler Scott	13	0	477	0	62	0	539	41.5
Desmond Ridder	13	371	8	0	0	0	379	29.2
Josh Whyte	13	0	320	0	0	0	320	24.6
Michael Young	11	0	298	0	0	0	298	27.1
Leonard Taylor	13	0	274	0	0	0	274	21.1
Charles McClelland	12	190	34	0	0	0	224	18.7
Jadon Thompson	11	0	208	0	0	0	208	18.9
Ethan Wright	12	153	15	0	0	0	168	14.0
Evan Prater	7	105	0	0	0	0	105	15.0
Coby Bryant	13	0	0	0	0	95	95	7.3
Deshawn Pace	13	0	0	0	0	78	78	6.0
Jordan Jones	5	0	31	0	0	0	31	6.2
Payten Singletary	6	0	22	0	0	0	22	3.7
Ja'von Hicks	13	0	0	0	0	18	18	1.4
Joel Dublanko	13	0	0	0	0	9	9	0.7
Michael Kopaygorodsky	9	0	0	0	8	0	8	0.9
Ahmad Gardner	13	0	0	0	0	7	7	0.5
Arquon Bush	12	0	0	0	0	7	7	0.6
Chris Scott	8	0	6	0	0	0	6	0.8
Will Pauling	4	0	6	0	0	0	6	1.5
Noah Davis	11	0	2	0	0	0	2	0.2
<b>Total</b>	<b>13</b>	<b>2352</b>	<b>3233</b>	<b>212</b>	<b>627</b>	<b>214</b>	<b>6638</b>	<b>510.6</b>
<b>Opponents</b>	<b>13</b>	<b>1787</b>	<b>2188</b>	<b>34</b>	<b>564</b>	<b>127</b>	<b>4700</b>	<b>361.5</b>

### Total Offense

Player	g	plays	rush	pass	total	avg/g
Desmond Ridder	13	455	371	3190	3561	273.9
Jerome Ford	12	199	1242	0	1242	103.5
Ryan Montgomery	13	45	309	0	309	23.8
Charles McClelland	12	37	190	0	190	15.8
Ethan Wright	12	29	153	0	153	12.8
Evan Prater	7	23	105	38	143	20.4
Tre Tucker	13	2	12	0	12	0.9
Jordan Jones	5	1	0	5	5	1.0
<b>Total</b>	<b>13</b>	<b>804</b>	<b>2352</b>	<b>3233</b>	<b>5585</b>	<b>429.6</b>
<b>Opponents</b>	<b>13</b>	<b>921</b>	<b>1787</b>	<b>2188</b>	<b>3975</b>	<b>305.8</b>

### Team Defense

#	Player	gp	Tackles				Sacks	Pass defense			Fumbles		blkd
			ua	a	tot	tfl/yds		int-yds	brup	qbh	fr-yds	ff	
41	Joel Dublanko	13	56	50	106	11-43	5.5-36	1-9	.	8	1-0	1	.
0	Darrian Beavers	13	43	48	91	9.5-34	3.5-22	1-0	2	2	2-0	2	.
20	Deshawn Pace	13	42	43	85	9-19	0.5-2	4-78	2	.	.	1	.
6	Bryan Cook	13	51	33	84	5.5-11	1-2	1-0	9	.	.	.	.



**2021-22 Cincinnati Football**  
**Combined Team Statistics**  
**All games**

Page 3/4  
as of Dec 05, 2021

##	Player	gp	Tackles				Sacks	Pass defense			Fumbles		blkd	
			ua	a	tot	tfl/yds		int-yds	brup	qbh	fr-yds	ff	kick	saf
13	Ty Van Fossen	13	40	22	62	7-10	1-0	.	1	4	.	.	.	.
92	Curtis Brooks	13	30	20	50	12.5-59	7.5-46	.	.	3	1-0	1	.	.
3	Ja'von Hicks	13	28	20	48	2-2	.	2-18	3	.	1-18	.	.	.
18	Jowon Briggs	13	9	33	42	4-30	3-29	.	.	1	.	.	.	.
7	Coby Bryant	13	33	9	42	1-5	.	3-95	11	.	.	3	.	.
9	Arquon Bush	12	25	12	37	1-3	.	3-7	6	1	.	.	2	.
1	Ahmad Gardner	13	26	9	35	3.5-21	3-20	3-7	4	1	.	1	.	.
21	Myjai Sanders	13	15	19	34	6.5-16	2.5-12	.	5	10	1-0	.	.	.
42	Malik Vann	11	19	13	32	8.5-29	3.5-17	.	3	1	.	1	.	.
90	Jabari Taylor	13	12	16	28	5.5-30	2-15	.	.	2	1-0	1	.	.
99	Marcus Brown	12	9	17	26	0.5-3	0.5-3	.	.	1	2-0	.	.	.
24	Jaheim Thomas	11	9	14	23	0.5-3	0.5-3	.	.	1	.	.	.	.
29	Jacob Dingle	12	7	9	16	.	.	.	.	.	.	.	.	.
2	Wilson Huber	13	8	6	14	3-17	2-14	.	1	.	1-0	.	1	.
12	Todd Bumphis	13	5	3	8	.	.	.	1	.	.	.	.	.
10	Bryon Threats	11	4	4	8	.	.	.	1	.	.	.	.	.
15	Taj Ward	10	5	2	7	.	.	.	.	.	.	.	.	.
37	Devin Hightower	4	2	3	5	.	.	.	.	.	.	.	.	.
97	Eric Phillips	9	3	2	5	.	.	.	.	1	.	.	.	.
23	Daved Jones Jr.	6	2	2	4	1.5-3	0.5-2	.	.	.	.	.	.	.
36	Will Adams	12	3	.	3	.	.	.	.	.	.	.	.	.
9	Desmond Ridder	13	3	.	3	1-0	.	.	.	.	.	.	.	.
4	Ethan Wright	12	3	.	3	.	.	.	.	.	.	.	.	.
0	Charles McClelland	12	3	.	3	.	.	.	.	.	1-0	1	.	.
21	Tyler Scott	13	1	2	3	.	.	.	.	.	.	.	.	.
7	Tre Tucker	13	3	.	3	.	.	.	.	.	.	.	.	.
5	Jaquan Sheppard	8	2	1	3	.	.	.	.	.	.	.	.	.
34	Justin Wodtly	4	2	.	2	1-2	.	.	.	.	.	.	.	.
98	Mychal Keys	6	1	1	2	0.5-1	.	.	.	1	.	.	.	.
30	Rob Jackson	3	2	.	2	.	.	.	.	.	.	.	.	.
11	Sammy Anderson	3	1	.	1	1-1	.	.	.	.	.	.	.	.
81	Josh Whyte	13	1	.	1	.	.	.	.	.	.	.	1	.
8	Michael Young	11	1	.	1	.	.	.	.	.	.	.	.	.
82	Noah Davis	11	1	.	1	.	.	.	.	.	.	.	.	.
24	Jerome Ford	12	1	.	1	.	.	.	.	.	.	.	.	.
15	Nate Meyer	3	1	.	1	.	.	.	.	.	.	.	.	.
91	Alex Bales	13	1	.	1	.	.	.	.	.	.	.	.	.
75	John Williams	11	1	.	1	.	.	.	.	.	.	.	.	.
96	Dominique Perry	3	.	1	1	.	.	.	.	.	.	.	.	.
11	Leonard Taylor	13	1	.	1	.	.	.	.	.	.	.	.	.
40	Leroy Bowers	2	.	1	1	.	.	.	.	.	.	.	.	.
<b>Totals</b>		<b>13</b>	<b>515</b>	<b>416</b>	<b>931</b>	<b>96-342</b>	<b>37-223</b>	<b>18-214</b>	<b>49</b>	<b>37</b>	<b>11-18</b>	<b>11</b>	<b>6</b>	<b>0</b>



2021-22 Cincinnati Football  
Passing Game-by-Game  
All games

Page 1/1  
as of Dec 05, 2021

#3 Evan Prater	Comp	Att	Int	Pct	Yards	TD	Long	Sacked	Effic.
Miami (OH)	0	1	1	0.0	0	0	0	0-0	-200.0
Murray St.	1	3	0	33.3	18	1	18	0-0	193.7
Temple	1	1	0	100.0	4	0	4	0-0	133.6
SMU	3	6	0	50.0	16	1	11	0-0	127.4
<b>Totals</b>	<b>5</b>	<b>11</b>	<b>1</b>	<b>45.5</b>	<b>38</b>	<b>2</b>	<b>18</b>	<b>0-0</b>	<b>116.3</b>

#5 Jordan Jones	Comp	Att	Int	Pct	Yards	TD	Long	Sacked	Effic.
SMU	1	1	0	100.0	5	1	5	0-0	472.0
<b>Totals</b>	<b>1</b>	<b>1</b>	<b>0</b>	<b>100.0</b>	<b>5</b>	<b>1</b>	<b>5</b>	<b>0-0</b>	<b>472.0</b>

#9 Desmond Ridder	Comp	Att	Int	Pct	Yards	TD	Long	Sacked	Effic.
Miami (OH)	20	25	1	80.0	295	4	81	2-16	223.9
Murray St.	14	22	0	63.6	243	2	48	2-9	186.4
Indiana	20	36	1	55.6	210	1	28	2-15	108.2
Notre Dame	19	32	0	59.4	297	2	45	1-10	158.0
Temple	22	30	0	73.3	259	3	38	1-6	178.9
UCF	13	23	0	56.5	140	1	23	1-12	122.0
Navy	18	30	1	60.0	176	2	31	1-7	124.6
Tulane	17	27	1	63.0	227	3	38	3-24	162.8
Tulsa	15	23	1	65.2	274	2	40	2-7	185.3
South Fla.	31	39	1	79.5	304	2	21	1-10	156.8
SMU	17	23	0	73.9	274	3	53	0-0	217.0
East Carolina	17	28	2	60.7	301	2	53	3-18	160.3
Houston	11	17	0	64.7	190	3	44	1-10	216.8
<b>Totals</b>	<b>234</b>	<b>355</b>	<b>8</b>	<b>65.9</b>	<b>3190</b>	<b>30</b>	<b>81</b>	<b>20-144</b>	<b>164.8</b>



**2021-22 Cincinnati Football**  
**Rushing/Receiving Game-by-Game**  
**All games**

Page 1/1  
as of Dec 05, 2021

### Rushing

Player	No-Yds/TD	Miami	MSU	IND	ND	Temple	UCF	Navy	Tulane	Tulsa	USF	SMU	ECU	UH
Jerome Ford	199-1242/19	12-121/1	18-113/3	20-66/2	17-71/0	15-149/2	20-189/4	15-90/1	18-65/1	7-24/1	DNP	19-82/1	20-85/1	18-187/2
Desmond Ridder	100-371/6	6-31/1	4-4/0	10-55/1	10-26/1	3-6/0	4-14/0	5-6/0	13-47/0	12-43/1	13-65/1	3-46/1	10-17/0	7-19/0
Ryan Montgomery	45-309/3	3-17/0	4-7/0	-	-	4-6/0	8-95/0	-	3-13/0	6-36/0	6-72/2	3-21/0	6-41/1	2-1/0
Charles McClelland	37-190/1	4-36/0	1-3/0	3-12/0	DNP	5-39/1	5-20/0	-	2-0/0	5-17/0	6-34/0	6-35/0	-	-
Ethan Wright	29-153/3	2-4/0	2-3/0	-	DNP	5-76/1	4-12/1	-	-	-	10-37/1	6-21/0	-	-
Evan Prater	12-105/2	4-38/1	3-14/0	DNP	DNP	1-3/0	1-6/1	-	-	DNP	DNP	3-44/0	DNP	DNP
Tre Tucker	2-12/0	-	-	-	-	-	-	-	-	1-9/0	-	-	-	1-3/0

### Receiving

Player	No-Yds/TD	Miami	MSU	IND	ND	Temple	UCF	Navy	Tulane	Tulsa	USF	SMU	ECU	UH
Alec Pierce	50-867/7	2-29/0	2-35/0	5-86/1	6-144/0	6-93/0	1-19/1	5-37/0	2-47/0	5-113/1	3-24/0	3-39/2	8-136/1	2-65/1
Tre Tucker	32-414/2	2-4/0	1-48/0	3-18/0	2-34/1	3-51/0	1-2/0	1-16/0	3-24/0	-	6-51/1	7-114/0	2-35/0	1-17/0
Leonard Taylor	27-274/4	2-12/1	1-4/0	2-24/0	4-70/1	3-11/0	4-47/0	2-16/0	1-1/0	1-4/0	3-30/0	1-3/0	2-52/1	1-8/1
Tyler Scott	26-477/5	1-81/1	4-74/1	2-17/0	-	1-38/1	2-22/0	3-23/0	2-25/0	1-15/0	2-27/0	5-94/1	2-36/0	1-25/1
Josh Whyte	25-320/6	2-32/1	-	1-4/0	1-5/0	2-30/0	1-2/0	4-60/2	4-79/2	1-10/0	5-61/1	-	1-2/0	3-35/0
Michael Young	24-298/2	1-8/0	3-67/0	4-35/0	4-36/0	3-17/1	1-12/0	1-13/0	1-9/0	2-48/1	4-53/0	DNP	DNP	-
Jerome Ford	18-209/1	2-19/0	-	1-1/0	1-1/0	2-5/0	1-23/0	2-11/0	4-42/1	2-67/0	DNP	2-23/0	-	1-17/0
Jadon Thompson	14-208/0	4-79/0	1-12/0	1-21/0	-	1-8/0	-	DNP	DNP	3-25/0	2-23/0	-	2-40/0	-
Ryan Montgomery	6-42/1	1-8/1	1-1/0	-	-	-	-	-	-	-	2-10/0	-	-	2-23/0
Charles McClelland	5-34/0	-	-	1-4/0	DNP	1-6/0	1-8/0	-	-	-	2-16/0	-	-	-
Jordan Jones	4-31/1	2-13/0	DNP	-	1-7/0	-	DNP	DNP	DNP	DNP	DNP	1-11/1	DNP	DNP
Payten Singletary	2-22/1	-	1-18/1	DNP	DNP	1-4/0	-	DNP	-	DNP	DNP	-	DNP	DNP
Ethan Wright	2-15/0	1-10/0	-	-	DNP	-	1-5/0	-	-	-	-	-	-	-
Desmond Ridder	2-8/2	-	-	-	-	-	-	-	-	-	1-3/0	1-5/1	-	-
Chris Scott	1-6/0	DNP	DNP	DNP	DNP	-	-	-	-	DNP	1-6/0	-	-	-
Will Pauling	1-6/0	-	DNP	DNP	DNP	DNP	DNP	DNP	-	DNP	DNP	1-6/0	-	DNP
Noah Davis	1-2/1	DNP	1-2/1	-	DNP	-	-	-	-	-	-	-	-	-



**2021-22 Cincinnati Football**  
**Returns Game-by-Game**  
**All games**

Page 1/1  
 as of Dec 05, 2021

**Punt Returns**

Player	No-Yds	Miami	MSU	IND	ND	Temple	UCF	Navy	Tulane	Tulsa	USF	SMU	ECU	UH
Ryan Montgomery	19-217	1--1	2-4	2-30	2-17	2-35	2-23	3-38	1-8	-	-	4-63	-	-
Tre Tucker	1--5	-	-	1--5	-	-	-	-	-	-	-	-	-	-

**Kick Returns**

Player	No-Yds	Miami	MSU	IND	ND	Temple	UCF	Navy	Tulane	Tulsa	USF	SMU	ECU	UH
Tre Tucker	22-557	3-61	1-25	2-117	-	1-28	1-36	2-36	1-17	4-91	2-44	1-12	1-15	3-75
Tyler Scott	4-62	-	1-22	-	-	-	-	-	-	-	-	-	3-40	-
Michael Kopaygorodsky	1-8	DNP	-	-	DNP	DNP	-	1-8	DNP	-	-	-	-	-

**Interceptions Returns**

Player	No-Yds	Miami	MSU	IND	ND	Temple	UCF	Navy	Tulane	Tulsa	USF	SMU	ECU	UH
Deshawn Pace	4-78	-	-	1-39	1-27	-	1-4	-	-	-	1-8	-	-	-
Coby Bryant	3-95	-	-	-	-	1-21	1-74	-	1-0	-	-	-	-	-
Ahmad Gardner	3-7	-	1-0	-	1-4	-	-	-	-	-	1-3	-	-	-
Arquon Bush	3-7	-	1-2	1-4	-	-	-	1-1	DNP	-	-	-	-	-
Ja'von Hicks	2-18	-	1-11	-	-	-	-	-	1-7	-	-	-	-	-
Joel Dublanko	1-9	-	-	-	-	-	-	-	-	-	-	-	-	1-9
Darrian Beavers	1-0	-	-	-	-	-	-	-	-	-	-	-	1-0	-
Bryan Cook	1-0	-	-	1-0	-	-	-	-	-	-	-	-	-	-

**Fumble Returns**

Player	No-Yds	Miami	MSU	IND	ND	Temple	UCF	Navy	Tulane	Tulsa	USF	SMU	ECU	UH
--------	--------	-------	-----	-----	----	--------	-----	------	--------	-------	-----	-----	-----	----



**2021-22 Cincinnati Football**  
**Combined Team Statistics**  
**All games**

Page 3/4  
 as of Dec 05, 2021

##	Player	gp	Tackles				Sacks	Pass defense			Fumbles		blkd	
			ua	a	tot	tfl/yds		int-yds	brup	qbh	fr-yds	ff	kick	saf
13	Ty Van Fossen	13	40	22	62	7-10	1-0	.	1	4	.	.	.	.
92	Curtis Brooks	13	30	20	50	12.5-59	7.5-46	.	.	3	1-0	1	.	.
3	Ja'von Hicks	13	28	20	48	2-2	.	2-18	3	.	1-18	.	.	.
18	Jowon Briggs	13	9	33	42	4-30	3-29	.	.	1	.	.	.	.
7	Coby Bryant	13	33	9	42	1-5	.	3-95	11	.	.	3	.	.
9	Arquon Bush	12	25	12	37	1-3	.	3-7	6	1	.	.	2	.
1	Ahmad Gardner	13	26	9	35	3.5-21	3-20	3-7	4	1	.	1	.	.
21	Myjai Sanders	13	15	19	34	6.5-16	2.5-12	.	5	10	1-0	.	.	.
42	Malik Vann	11	19	13	32	8.5-29	3.5-17	.	3	1	.	1	.	.
90	Jabari Taylor	13	12	16	28	5.5-30	2-15	.	.	2	1-0	1	.	.
99	Marcus Brown	12	9	17	26	0.5-3	0.5-3	.	.	1	2-0	.	.	.
24	Jaheim Thomas	11	9	14	23	0.5-3	0.5-3	.	.	1	.	.	.	.
29	Jacob Dingle	12	7	9	16	.	.	.	.	.	.	.	.	.
2	Wilson Huber	13	8	6	14	3-17	2-14	.	1	.	1-0	.	1	.
12	Todd Bumphis	13	5	3	8	.	.	.	1	.	.	.	.	.
10	Bryon Threats	11	4	4	8	.	.	.	1	.	.	.	.	.
15	Taj Ward	10	5	2	7	.	.	.	.	.	.	.	.	.
37	Devin Hightower	4	2	3	5	.	.	.	.	.	.	.	.	.
97	Eric Phillips	9	3	2	5	.	.	.	.	1	.	.	.	.
23	Daved Jones Jr.	6	2	2	4	1.5-3	0.5-2	.	.	.	.	.	.	.
36	Will Adams	12	3	.	3	.	.	.	.	.	.	.	.	.
9	Desmond Ridder	13	3	.	3	1-0	.	.	.	.	.	.	.	.
4	Ethan Wright	12	3	.	3	.	.	.	.	.	.	.	.	.
0	Charles McClelland	12	3	.	3	.	.	.	.	.	1-0	1	.	.
21	Tyler Scott	13	1	2	3	.	.	.	.	.	.	.	.	.
7	Tre Tucker	13	3	.	3	.	.	.	.	.	.	.	.	.
5	Jaquan Sheppard	8	2	1	3	.	.	.	.	.	.	.	.	.
34	Justin Wodtly	4	2	.	2	1-2	.	.	.	.	.	.	.	.
98	Mychal Keys	6	1	1	2	0.5-1	.	.	.	1	.	.	.	.
30	Rob Jackson	3	2	.	2	.	.	.	.	.	.	.	.	.
11	Sammy Anderson	3	1	.	1	1-1	.	.	.	.	.	.	.	.
81	Josh Whyte	13	1	.	1	.	.	.	.	.	.	.	1	.
8	Michael Young	11	1	.	1	.	.	.	.	.	.	.	.	.
82	Noah Davis	11	1	.	1	.	.	.	.	.	.	.	.	.
24	Jerome Ford	12	1	.	1	.	.	.	.	.	.	.	.	.
15	Nate Meyer	3	1	.	1	.	.	.	.	.	.	.	.	.
91	Alex Bales	13	1	.	1	.	.	.	.	.	.	.	.	.
75	John Williams	11	1	.	1	.	.	.	.	.	.	.	.	.
96	Dominique Perry	3	.	1	1	.	.	.	.	.	.	.	.	.
11	Leonard Taylor	13	1	.	1	.	.	.	.	.	.	.	.	.
40	Leroy Bowers	2	.	1	1	.	.	.	.	.	.	.	.	.
<b>Totals</b>		<b>13</b>	<b>515</b>	<b>416</b>	<b>931</b>	<b>96-342</b>	<b>37-223</b>	<b>18-214</b>	<b>49</b>	<b>37</b>	<b>11-18</b>	<b>11</b>	<b>6</b>	<b>0</b>



**2021-22 Cincinnati Football**  
**Total Tackles Game-by-Game**  
**All games**

Page 1/1  
 as of Dec 05, 2021

**Total Tackles**

Player	S-A	Total	Miami	MSU	IND	ND	Temple	UCF	Navy	Tulane	Tulsa	USF	SMU	ECU	UH
Joel Dublanko	56-50	106	3-3	3-5	4-2	3-3	2-5	5-5	9-6	8-1	9-8	0-1	1-3	5-5	4-3
Darrian Beavers	43-48	91	1-5	6-2	6-3	3-4	3-3	0-2	3-11	5-1	4-6	5-2	2-1	2-2	3-6
Deshawn Pace	42-43	85	2-6	4-3	9-1	5-2	3-4	3-2	6-3	1-1	2-5	3-2	0-7	1-3	3-4
Bryan Cook	51-33	84	1-2	3-0	5-1	3-1	4-2	4-4	4-4	5-0	8-6	5-2	2-4	3-3	4-4
Ty Van Fossen	40-22	62	0-1	1-0	3-3	7-1	0-2	-	4-4	4-0	7-4	7-0	1-1	1-2	5-4
Curtis Brooks	30-20	50	2-2	4-1	1-2	1-3	-	2-0	7-3	3-0	2-1	1-1	2-1	3-4	2-2
Ja'von Hicks	28-20	48	0-3	2-0	2-0	2-0	2-0	1-0	4-5	4-1	4-4	2-2	2-1	2-3	1-1
Coby Bryant	33-9	42	4-0	2-1	-	6-1	3-4	1-0	0-1	2-0	2-1	6-0	2-0	3-0	2-1
Jowon Briggs	9-33	42	0-6	0-4	1-1	1-1	0-4	0-1	1-1	1-0	0-2	1-0	1-5	1-6	2-2
Arquon Bush	25-12	37	1-1	3-1	2-1	2-1	0-1	3-0	-	DNP	3-2	1-0	3-2	3-0	4-3
Ahmad Gardner	26-9	35	2-1	0-2	-	1-1	2-1	4-2	1-0	3-0	3-2	1-0	-	8-0	1-0
Myjai Sanders	15-19	34	1-1	0-1	0-2	2-1	1-0	0-1	5-2	1-0	0-3	2-0	0-2	1-2	2-4
Malik Vann	19-13	32	4-2	0-4	2-1	1-1	1-1	1-1	2-1	6-0	DNP	1-0	DNP	0-2	1-0
Jabari Taylor	12-16	28	4-1	-	-	1-1	0-2	1-0	1-2	1-0	0-1	2-0	-	2-5	0-4
Marcus Brown	9-17	26	0-1	1-2	0-1	DNP	1-0	0-2	4-2	1-0	0-2	0-1	0-2	2-0	0-4
Jaheim Thomas	9-14	23	1-1	0-2	1-0	DNP	0-3	3-4	-	3-1	-	-	0-1	DNP	1-2
Jacob Dingle	7-9	16	3-1	-	-	1-0	1-3	0-1	-	DNP	-	0-3	2-1	-	-
Wilson Huber	8-6	14	0-1	1-1	1-0	-	1-1	1-1	-	0-1	1-0	1-0	1-0	1-0	0-1
Todd Bumphis	5-3	8	0-1	1-0	1-0	2-0	0-1	-	-	-	-	-	1-1	-	-
Bryon Threats	4-4	8	-	1-0	-	DNP	DNP	0-1	-	1-0	-	2-0	0-2	-	0-1
Taj Ward	5-2	7	0-2	-	DNP	DNP	-	DNP	-	-	1-0	-	3-0	-	1-0
Eric Phillips	3-2	5	1-0	-	DNP	DNP	-	0-1	2-1	-	-	-	DNP	DNP	-
Devin Hightower	2-3	5	DNP	-	DNP	DNP	1-2	1-1	DNP	DNP	DNP	DNP	DNP	-	DNP
Daved Jones Jr.	2-2	4	DNP	1-1	-	DNP	0-1	-	DNP	DNP	DNP	DNP	1-0	-	DNP
Charles McClelland	3-0	3	-	1-0	-	DNP	-	-	-	-	-	1-0	1-0	-	-
Ethan Wright	3-0	3	1-0	-	-	DNP	-	1-0	-	1-0	-	-	-	-	-
Tre Tucker	3-0	3	-	-	-	-	-	1-0	1-0	-	1-0	-	-	-	-
Will Adams	3-0	3	-	-	-	DNP	2-0	1-0	-	-	-	-	-	-	-
Desmond Ridder	3-0	3	-	-	-	1-0	-	-	-	1-0	-	-	-	1-0	-
Jaquan Sheppard	2-1	3	-	1-0	DNP	DNP	-	1-1	-	DNP	-	DNP	-	DNP	-
Tyler Scott	1-2	3	-	-	-	0-1	-	-	1-0	-	0-1	-	-	-	-
Rob Jackson	2-0	2	DNP	DNP	-	DNP	1-0	DNP	DNP	DNP	DNP	DNP	DNP	1-0	DNP
Justin Wodtly	2-0	2	DNP	1-0	DNP	DNP	-	1-0	DNP	DNP	DNP	DNP	-	DNP	DNP
Mychal Keys	1-1	2	-	-	DNP	DNP	-	DNP	1-0	-	DNP	DNP	0-1	DNP	DNP
Leonard Taylor	1-0	1	-	-	1-0	-	-	-	-	-	-	-	-	-	-
Nate Meyer	1-0	1	DNP	DNP	DNP	DNP	-	DNP	DNP	1-0	DNP	DNP	-	DNP	DNP
Alex Bales	1-0	1	-	-	-	-	-	-	1-0	-	-	-	-	-	-
Josh Whyte	1-0	1	-	-	-	-	1-0	-	-	-	-	-	-	-	-
Noah Davis	1-0	1	DNP	-	-	DNP	-	-	-	-	-	-	1-0	-	-
John Williams	1-0	1	-	-	1-0	DNP	-	-	DNP	-	-	-	-	-	-
Michael Young	1-0	1	-	-	-	-	-	-	1-0	-	-	-	DNP	DNP	-
Jerome Ford	1-0	1	-	-	-	-	-	-	-	1-0	-	DNP	-	-	-
Sammy Anderson	1-0	1	DNP	1-0	DNP	DNP	DNP	-	DNP	DNP	-	DNP	DNP	DNP	DNP
Dominique Perry	0-1	1	DNP	-	DNP	DNP	DNP	DNP	DNP	DNP	DNP	DNP	-	0-1	DNP
Leroy Bowers	0-1	1	DNP	DNP	DNP	DNP	DNP	DNP	DNP	DNP	DNP	DNP	0-1	DNP	-



**2021-22 Cincinnati Football  
Sacks Game-by-Game  
All games**

Page 1/1  
as of Dec 05, 2021

Player	UA-A	Total	Miami	MSU	IND	ND	Temple	UCF	Navy	Tulane	Tulsa	USF	SMU	ECU	UH
Curtis Brooks	6-3	7.5	-	-	-	0.5-3	-	1-2	1-6	-	1-0	-	2-16	0.5-5	1.5-14
Joel Dublanko	4-3	5.5	-	0.5-2	-	-	1-10	-	-	0.5-3	-	-	-	1.5-11	2-10
Malik Vann	3-1	3.5	-	-	-	0.5-4	1-1	-	-	1-8	DNP	-	DNP	-	1-4
Darrian Beavers	2-3	3.5	0.5-3	0.5-1	1-6	0.5-4	1-8	-	-	-	-	-	-	-	-
Ahmad Gardner	3-0	3	-	-	-	-	-	-	-	-	1-1	1-10	-	-	1-9
Jowon Briggs	2-2	3	-	-	-	-	-	-	-	1-16	-	-	-	1-6	1-7
Myjai Sanders	2-1	2.5	-	-	-	-	-	-	-	1-2	-	1-6	-	-	0.5-4
Wilson Huber	2-0	2	-	-	-	-	1-7	-	-	-	-	-	1-7	-	-
Jabari Taylor	1-2	2	1-8	-	-	0.5-4	-	-	-	-	-	-	-	-	0.5-3
Bryan Cook	1-0	1	-	-	-	-	1-2	-	-	-	-	-	-	-	-
Ty Van Fossen	1-0	1	-	-	-	-	-	-	-	-	-	1-0	-	-	-
Deshawn Pace	0-1	0.5	-	-	-	-	0.5-2	-	-	-	-	-	-	-	-
Daved Jones Jr.	0-1	0.5	DNP	-	-	DNP	0.5-2	-	DNP	DNP	DNP	DNP	-	-	DNP
Jaheim Thomas	0-1	0.5	-	-	-	DNP	-	-	-	0.5-3	-	-	-	DNP	-
Marcus Brown	0-1	0.5	-	-	-	DNP	-	-	-	-	-	-	-	-	0.5-3



**2021-22 Cincinnati Football  
Tackles For Loss Game-by-Game  
All games**

Page 1/1  
as of Dec 05, 2021

Player	UA-A	Total	Miami	MSU	IND	ND	Temple	UCF	Navy	Tulane	Tulsa	USF	SMU	ECU	UH
Curtis Brooks	11-3	12.5	-	1.0-1	-	1.5-5	-	1.0-2	3.0-14	1.0-2	1.0-0	-	2.0-16	0.5-5	1.5-14
Joel Dublanko	9-4	11.0	-	2.0-4	1.0-1	-	1.0-10	-	2.0-3	0.5-3	1.0-1	-	-	1.5-11	2.0-10
Darrian Beavers	6-7	9.5	0.5-3	0.5-1	2.0-8	0.5-4	1.0-8	-	1.0-1	1.0-2	-	1.0-3	0.5-1	1.5-3	-
Deshawn Pace	8-2	9.0	1.0-2	-	1.0-1	1.0-1	0.5-2	1.0-4	2.0-5	-	0.5-1	-	-	1.0-1	1.0-2
Malik Vann	7-3	8.5	1.0-2	0.5-1	1.5-3	0.5-4	1.0-1	-	1.0-2	2.0-12	DNP	-	DNP	-	1.0-4
Ty Van Fossen	6-2	7.0	-	1.0-1	-	2.0-6	-	-	0.5-0	-	-	3.0-3	-	-	0.5-0
Myjai Sanders	4-5	6.5	-	-	0.5-0	1.0-1	-	-	1.0-1	1.0-2	0.5-0	1.0-6	-	0.5-1	1.0-5
Bryan Cook	4-3	5.5	-	-	-	-	1.0-2	1.5-7	-	-	1.0-1	1.0-1	-	-	1.0-0
Jabari Taylor	4-3	5.5	2.0-10	-	-	0.5-4	-	-	-	-	-	-	-	2.0-12	1.0-4
Jowon Briggs	2-4	4.0	-	-	-	-	-	-	-	1.0-16	-	-	1.0-1	1.0-6	1.0-7
Ahmad Gardner	3-1	3.5	-	-	-	-	-	0.5-1	-	-	1.0-1	1.0-10	-	-	1.0-9
Wilson Huber	3-0	3.0	-	-	-	-	1.0-7	1.0-3	-	-	-	-	1.0-7	-	-
Ja'von Hicks	1-2	2.0	-	-	-	-	-	-	0.5-1	-	-	-	1.0-0	-	0.5-1
Daved Jones Jr.	1-1	1.5	DNP	1.0-1	-	DNP	0.5-2	-	DNP	DNP	DNP	DNP	-	-	DNP
Justin Wodtly	1-0	1.0	DNP	1.0-2	DNP	DNP	-	-	DNP	DNP	DNP	DNP	-	DNP	DNP
Coby Bryant	1-0	1.0	-	-	-	-	-	-	-	-	-	-	1.0-5	-	-
Sammy Anderson	1-0	1.0	DNP	1.0-1	DNP	DNP	DNP	-	DNP	DNP	-	DNP	DNP	DNP	DNP
Arquon Bush	1-0	1.0	-	-	-	-	-	1.0-3	-	DNP	-	-	-	-	-
Desmond Ridder	1-0	1.0	-	-	-	1.0-0	-	-	-	-	-	-	-	-	-
Jaheim Thomas	0-1	0.5	-	-	-	DNP	-	-	-	0.5-3	-	-	-	DNP	-
Mychal Keys	0-1	0.5	-	-	DNP	DNP	-	DNP	-	-	DNP	DNP	0.5-1	DNP	DNP
Marcus Brown	0-1	0.5	-	-	-	DNP	-	-	-	-	-	-	-	-	0.5-3



**2021-22 Cincinnati Football**  
**Fumbles Game-by-Game**  
**All games**

Page 1/1  
as of Dec 05, 2021

**Fumbles**

Player	No-Lost	Miami	MSU	IND	ND	Temple	UCF	Navy	Tulane	Tulsa	USF	SMU	ECU	UH
Desmond Ridder	6-4	-	-	1-0	1-0	-	1-1	-	-	2-2	1-1	-	-	-
Jerome Ford	3-2	-	1-1	-	-	1-0	-	-	-	-	DNP	-	1-1	-
Mason Fletcher	3-0	-	-	-	-	2-0	1-0	-	-	-	-	-	-	-
Ethan Wright	1-1	-	-	-	DNP	-	-	-	-	-	1-1	-	-	-
Tre Tucker	1-0	-	-	-	-	-	-	-	-	-	-	-	-	1-0
John Williams	1-1	-	-	1-1	DNP	-	-	DNP	-	-	-	-	-	-

**Fumbles Forced**

Player	Number	Miami	MSU	IND	ND	Temple	UCF	Navy	Tulane	Tulsa	USF	SMU	ECU	UH
Coby Bryant	3	1	-	-	-	-	-	-	-	1	-	1	-	-
Darrian Beavers	2	-	-	1	-	1	-	-	-	-	-	-	-	-
Charles McClelland	1	-	-	-	DNP	-	-	-	-	-	1	-	-	-
Ahmad Gardner	1	-	-	-	-	-	-	-	-	-	1	-	-	-
Joel Dublanko	1	-	-	-	-	-	-	-	1	-	-	-	-	-
Malik Vann	1	-	-	-	-	-	-	-	1	DNP	-	DNP	-	-
Jabari Taylor	1	-	-	-	-	-	-	-	-	-	-	-	1	-
Curtis Brooks	1	-	-	-	-	-	-	-	-	1	-	-	-	-

**Fumbles Recovered**

Player	Number	Miami	MSU	IND	ND	Temple	UCF	Navy	Tulane	Tulsa	USF	SMU	ECU	UH
Marcus Brown	2	-	-	-	DNP	-	-	-	-	-	-	1	1	-
Darrian Beavers	2	-	1	1	-	-	-	-	-	-	-	-	-	-
Charles McClelland	1	-	-	-	DNP	-	-	-	-	-	1	-	-	-
Wilson Huber	1	-	-	-	1	-	-	-	-	-	-	-	-	-
Ja'von Hicks	1	-	-	-	-	-	-	-	-	1	-	-	-	-
Myjai Sanders	1	-	-	-	-	-	-	-	1	-	-	-	-	-
Joel Dublanko	1	-	-	-	-	-	-	-	-	-	1	-	-	-
Jabari Taylor	1	-	-	-	-	-	-	-	-	1	-	-	-	-
Curtis Brooks	1	-	-	-	-	-	-	-	1	-	-	-	-	-



**2021-22 Cincinnati Football  
Results and Comparison  
All games**

Page 1/1  
as of Dec 05, 2021

	Date	Opponent		Score	Overall	Conf	Time	Attend
	09/04/2021	Miami (OH)	W	49-14	1-0	0-0	3:28	37978
	09/11/2021	Murray St.	W	42-7	2-0	0-0	3:10	33498
	09/18/2021	at Indiana	W	38-24	3-0	0-0	4:03	52656
	10/02/2021	at Notre Dame	W	24-13	4-0	0-0	3:30	77622
*	10/08/2021	Temple	W	52-3	5-0	1-0	3:19	37978
*	10/16/2021	UCF	W	56-21	6-0	2-0	3:29	37978
*	10/23/2021	at Navy	W	27-20	7-0	3-0	3:24	32004
*	10/30/2021	at Tulane	W	31-12	8-0	4-0	3:11	17012
*	11/06/2021	Tulsa	W	28-20	9-0	5-0	3:40	37978
*	11/12/2021	at South Fla.	W	45-28	10-0	6-0	3:31	30780
*	11/20/2021	SMU	W	48-14	11-0	7-0	3:20	37978
*	11/26/2021	at East Carolina	W	35-13	12-0	8-0	3:23	38014
	12/04/2021	Houston	W	35-20	13-0	8-0	3:21	37978

Opponent	Score	Total	First Downs			Rushing Number-Yards	Passing		Total Offense Plays-Yards	Return Yards	Turn- Overs
			Rush	Pass	Pen		Comp-Att.-Int	Yards			
Miami (OH)	49-14	27 / 17	12 / 9	10 / 6	5 / 2	31-247 / 45-169	20-26-2 / 9-28-0	295 / 109	57-542 / 73-278	60 / 80	2 / 0
Murray St.	42-7	17 / 15	6 / 5	11 / 9	0 / 1	32-130 / 37-93	15-25-0 / 17-29-3	261 / 149	57-391 / 66-242	64 / 35	1 / 4
Indiana	38-24	21 / 20	11 / 9	8 / 10	2 / 1	36-128 / 37-152	20-36-1 / 17-40-3	210 / 224	72-338 / 77-376	185 / 40	2 / 4
Notre Dame	24-13	16 / 19	7 / 3	9 / 15	0 / 1	30-93 / 28-84	19-32-0 / 23-46-2	297 / 257	62-390 / 74-341	48 / 88	1 / 3
Temple	52-3	23 / 14	11 / 6	12 / 8	0 / 0	33-279 / 29-84	23-31-0 / 18-32-1	263 / 150	64-542 / 61-234	84 / 45	0 / 1
UCF	56-21	23 / 14	15 / 5	6 / 6	2 / 3	42-336 / 37-155	13-23-0 / 16-27-2	140 / 141	65-476 / 64-296	137 / -7	1 / 2
Navy	27-20	14 / 22	7 / 12	7 / 5	0 / 5	21-95 / 67-192	18-30-1 / 11-17-1	176 / 116	51-271 / 84-308	83 / 109	1 / 1
Tulane	31-12	18 / 17	9 / 12	9 / 5	0 / 0	37-124 / 45-187	17-27-1 / 9-18-2	227 / 93	64-351 / 63-280	32 / 90	1 / 4
Tulsa	28-20	18 / 26	7 / 18	11 / 6	0 / 2	34-116 / 57-297	15-23-1 / 18-27-0	274 / 160	57-390 / 84-457	109 / 13	3 / 2
South Fla.	45-28	30 / 21	11 / 8	17 / 10	2 / 3	36-202 / 38-101	31-40-1 / 16-30-2	304 / 245	76-506 / 68-346	55 / 75	3 / 4
SMU	48-14	26 / 13	11 / 9	13 / 4	2 / 0	40-249 / 31-133	21-30-0 / 15-26-0	295 / 66	70-544 / 57-199	75 / 41	0 / 1
East Carolina	35-13	20 / 19	5 / 5	13 / 13	2 / 1	36-143 / 38-54	17-28-2 / 20-39-1	301 / 228	64-444 / 77-282	55 / 23	3 / 2
Houston	35-20	15 / 21	5 / 7	8 / 13	2 / 1	28-210 / 47-86	11-17-0 / 17-26-1	190 / 250	45-400 / 73-336	84 / 107	0 / 1
<b>Totals</b>	<b>510-209</b>	<b>268 / 238</b>	<b>117 / 108</b>	<b>134 / 110</b>	<b>17 / 20</b>	<b>436-2352 / 536-1787</b>	<b>240-368-9 / 206-385-18</b>	<b>3233 / 2188</b>	<b>804-5585 / 921-3975</b>	<b>1071 / 739</b>	<b>18 / 29</b>



**2021-22 Cincinnati Football  
Team Game-by-Game Comparison  
All games**

Page 1/1  
as of Dec 05, 2021

Opponent	Score	First Downs			Pen	Rushing Number-Yards	Passing		Total Offense Plays-Yards	Return Yards	Turn- Overs
		Total	Rush	Pass			Comp-Att-Int	Yards			
Miami (OH)	49-14	27 / 17	12 / 9	10 / 6	5 / 2	31-247 / 45-169	20-26-2 / 9-28-0	295 / 109	57-542 / 73-278	60 / 80	2 / 0
Murray St.	42-7	17 / 15	6 / 5	11 / 9	0 / 1	32-130 / 37-93	15-25-0 / 17-29-3	261 / 149	57-391 / 66-242	64 / 35	1 / 4
Indiana	38-24	21 / 20	11 / 9	8 / 10	2 / 1	36-128 / 37-152	20-36-1 / 17-40-3	210 / 224	72-338 / 77-376	185 / 40	2 / 4
Notre Dame	24-13	16 / 19	7 / 3	9 / 15	0 / 1	30-93 / 28-84	19-32-0 / 23-46-2	297 / 257	62-390 / 74-341	48 / 88	1 / 3
Temple	52-3	23 / 14	11 / 6	12 / 8	0 / 0	33-279 / 29-84	23-31-0 / 18-32-1	263 / 150	64-542 / 61-234	84 / 45	0 / 1
UCF	56-21	23 / 14	15 / 5	6 / 6	2 / 3	42-336 / 37-155	13-23-0 / 16-27-2	140 / 141	65-476 / 64-296	137 / -7	1 / 2
Navy	27-20	14 / 22	7 / 12	7 / 5	0 / 5	21-95 / 67-192	18-30-1 / 11-17-1	176 / 116	51-271 / 84-308	83 / 109	1 / 1
Tulane	31-12	18 / 17	9 / 12	9 / 5	0 / 0	37-124 / 45-187	17-27-1 / 9-18-2	227 / 93	64-351 / 63-280	32 / 90	1 / 4
Tulsa	28-20	18 / 26	7 / 18	11 / 6	0 / 2	34-116 / 57-297	15-23-1 / 18-27-0	274 / 160	57-390 / 84-457	109 / 13	3 / 2
South Fla.	45-28	30 / 21	11 / 8	17 / 10	2 / 3	36-202 / 38-101	31-40-1 / 16-30-2	304 / 245	76-506 / 68-346	55 / 75	3 / 4
SMU	48-14	26 / 13	11 / 9	13 / 4	2 / 0	40-249 / 31-133	21-30-0 / 15-26-0	295 / 66	70-544 / 57-199	75 / 41	0 / 1
East Carolina	35-13	20 / 19	5 / 5	13 / 13	2 / 1	36-143 / 38-54	17-28-2 / 20-39-1	301 / 228	64-444 / 77-282	55 / 23	3 / 2
Houston	35-20	15 / 21	5 / 7	8 / 13	2 / 1	28-210 / 47-86	11-17-0 / 17-26-1	190 / 250	45-400 / 73-336	84 / 107	0 / 1
<b>Totals</b>	<b>510-209</b>	<b>268 / 238</b>	<b>117 / 108</b>	<b>134 / 110</b>	<b>17 / 20</b>	<b>436-2352 / 536-1787</b>	<b>240-368-9 / 206-385-18</b>	<b>3233 / 2188</b>	<b>804-5585 / 921-3975</b>	<b>1071 / 739</b>	<b>18 / 29</b>

Opponents	3rd Down Conversion	4th Down Conversion	Time of Possession	TOP Margin	Avg Yds/Rush	Avg Yds/Pass	Avg Yds/Play	Punting Number-Avg	Penalties Number-Yards	Sacks
Miami (OH)	3-6 / 3-15	1-1 / 1-5	25:40 / 34:18	-08:38	8.0 / 3.8	11.3 / 3.9	9.5 / 3.8	2-40.5 / 6-35.3	6-45.0 / 13-100.0	2 / 2
Murray St.	4-10 / 7-15	1-1 / 1-1	25:12 / 34:48	-09:36	4.1 / 2.5	10.4 / 5.1	6.9 / 3.7	4-45.3 / 5-37.4	5-40.0 / 11-60.0	1 / 2
Indiana	4-14 / 6-16	1-1 / 1-3	29:38 / 29:36	00:02	3.6 / 4.1	5.8 / 5.6	4.7 / 4.9	5-42.2 / 4-44.5	11-72.0 / 5-45.0	1 / 2
Notre Dame	2-11 / 6-17	1-1 / 2-4	28:10 / 31:50	-03:40	3.1 / 3.0	9.3 / 5.6	6.3 / 4.6	5-43.8 / 6-46.3	5-25.0 / 7-55.0	2 / 1
Temple	8-13 / 3-13	0-1 / 0-2	28:01 / 31:59	-03:58	8.5 / 2.9	8.5 / 4.7	8.5 / 3.8	3-47.3 / 7-42.9	5-42.0 / 5-30.0	6 / 1
UCF	7-12 / 7-17	0-0 / 0-0	27:12 / 32:48	-05:36	8.0 / 4.2	6.1 / 5.2	7.3 / 4.6	5-42.0 / 9-41.3	9-74.0 / 7-47.0	1 / 1
Navy	6-11 / 7-21	1-1 / 3-4	20:33 / 39:27	-18:54	4.5 / 2.9	5.9 / 6.8	5.3 / 3.7	4-42.0 / 4-46.0	11-93.0 / 3-25.0	1 / 1
Tulane	4-12 / 4-12	2-2 / 2-4	28:12 / 31:48	-03:36	3.4 / 4.2	8.4 / 5.2	5.5 / 4.4	3-38.3 / 4-44.8	3-20.0 / 9-67.0	4 / 3
Tulsa	7-12 / 4-14	0-0 / 1-4	25:44 / 34:16	-08:32	3.4 / 5.2	11.9 / 5.9	6.8 / 5.4	3-41.3 / 3-36.0	7-52.0 / 6-44.0	2 / 2
South Fla.	5-11 / 7-13	2-3 / 1-1	32:30 / 27:30	05:00	5.6 / 2.7	7.6 / 8.2	6.7 / 5.1	2-44.5 / 3-25.3	8-70.0 / 4-40.0	3 / 1
SMU	6-13 / 2-11	3-4 / 1-1	35:21 / 24:39	10:42	6.2 / 4.3	9.8 / 2.5	7.8 / 3.5	1-42.0 / 7-39.1	13-87.0 / 3-27.0	3 / 0
East Carolina	4-12 / 5-18	0-1 / 3-4	27:40 / 32:20	-04:40	4.0 / 1.4	10.8 / 5.8	6.9 / 3.7	3-39.7 / 6-35.2	7-60.0 / 5-50.0	3 / 3
Houston	0-8 / 5-15	0-1 / 2-3	19:41 / 40:19	-20:38	7.5 / 1.8	11.2 / 9.6	8.9 / 4.6	5-44.8 / 5-33.2	6-40.0 / 7-58.0	8 / 1
<b>Totals</b>	<b>60-145 / 66-197</b>	<b>12-17 / 18-36</b>	<b>353:34 / 425:38</b>	<b>-72:04</b>	<b>5.4 / 3.3</b>	<b>8.8 / 5.7</b>	<b>6.9 / 4.3</b>	<b>45-42.8 / 69-39.5</b>	<b>96-720.0 / 85-648.0</b>	<b>37 / 20</b>

Note: Game totals are displayed in the format TEAM/OPPONENT for each category



**2021-22 Cincinnati Football  
Red-Zone Results  
All games**

Page 1/1  
as of Dec 05, 2021

**Cincinnati Inside Opponent Red-Zone**

Date	Opponent	Score	Times	Times	Total	Failed to score inside RZ				Failed to score inside RZ					
			In RZ	Scored	Pts	TDs	TDs	TDs	Made	FGA	Down	Int	Fumb	Half	Game
09/04/2021	Miami (OH)	W 49-14	3	3	21	3	1	2	0	0	0	0	0	0	0
09/11/2021	Murray St.	W 42-7	6	5	35	5	3	2	0	1	0	0	0	0	0
09/18/2021	at Indiana	W 38-24	5	5	32	4	3	1	1	1	0	0	0	0	0
10/02/2021	at Notre Dame	W 24-13	5	3	17	2	1	1	1	3	0	0	0	0	0
10/08/2021	Temple	W 52-3	5	4	24	3	1	2	1	2	0	0	0	0	0
10/16/2021	UCF	W 56-21	7	6	42	6	5	1	0	0	0	0	0	0	1
10/23/2021	at Navy	W 27-20	2	2	10	1	0	1	1	0	0	0	0	0	0
10/30/2021	at Tulane	W 31-12	4	4	24	3	1	2	1	0	0	0	0	0	0
11/06/2021	Tulsa	W 28-20	4	3	21	3	2	1	0	1	0	0	0	0	0
11/12/2021	at South Fla.	W 45-28	6	5	31	4	3	1	1	1	0	0	1	0	0
11/20/2021	SMU	W 48-14	7	5	35	5	1	4	0	2	0	0	0	0	0
11/26/2021	at East Carolina	W 35-13	5	2	15	2	2	0	0	1	0	1	1	0	0
12/04/2021	Houston	W 35-20	2	1	7	1	0	1	0	1	0	0	0	0	0
<b>Totals 48 of 61 (78.7%)</b>			<b>61</b>	<b>48</b>	<b>314</b>	<b>42</b>	<b>23</b>	<b>19</b>	<b>6</b>	<b>13</b>	<b>0</b>	<b>1</b>	<b>2</b>	<b>0</b>	<b>1</b>

**Opponents Inside Cincinnati Red-Zone**

Date	Opponent	Score	Times	Times	Total	Failed to score inside RZ				Failed to score inside RZ					
			In RZ	Scored	Pts	TDs	TDs	TDs	Made	FGA	Down	Int	Fumb	Half	Game
09/04/2021	Miami (OH)	W 49-14	3	1	7	1	1	0	0	0	2	0	0	0	0
09/11/2021	Murray St.	W 42-7	2	1	7	1	1	0	0	1	0	0	0	0	0
09/18/2021	Indiana	W 38-24	6	3	21	3	1	2	0	0	1	1	1	0	0
10/02/2021	Notre Dame	W 24-13	2	1	7	1	1	0	0	0	0	1	0	0	0
10/08/2021	Temple	W 52-3	1	0	0	0	0	0	0	0	1	0	0	0	0
10/16/2021	UCF	W 56-21	3	3	21	3	2	1	0	0	0	0	0	0	0
10/23/2021	Navy	W 27-20	4	4	20	2	2	0	2	0	0	0	0	0	0
10/30/2021	Tulane	W 31-12	1	0	0	0	0	0	0	0	1	0	0	0	0
11/06/2021	Tulsa	W 28-20	6	3	17	2	1	1	1	1	1	0	2	0	0
11/12/2021	South Fla.	W 45-28	3	3	21	3	3	0	0	0	0	0	0	0	0
11/20/2021	SMU	W 48-14	2	2	14	2	1	1	0	0	0	0	0	0	0
11/26/2021	East Carolina	W 35-13	3	2	10	1	0	1	1	2	0	0	0	0	0
12/04/2021	Houston	W 35-20	3	3	17	2	0	2	1	1	0	0	0	0	0
<b>Totals 26 of 39 (66.7%)</b>			<b>39</b>	<b>26</b>	<b>162</b>	<b>21</b>	<b>13</b>	<b>8</b>	<b>5</b>	<b>5</b>	<b>6</b>	<b>2</b>	<b>3</b>	<b>0</b>	<b>0</b>



**2021-22 Cincinnati Football**  
**Team Game Highs**  
**All games**

Page 1/1  
 as of Dec 05, 2021

**Cincinnati - Game Highs**

<b>RUSHES</b>	42	UCF (10/16/2021)
<b>YARDS RUSHING</b>	336	UCF (10/16/2021)
<b>YARDS PER RUSH</b>	8.5	Temple (10/08/2021)
<b>TD RUSHES</b>	6	UCF (10/16/2021)
<b>PASS ATTEMPTS</b>	40	at South Fla. (11/12/2021)
<b>PASS COMPLETIONS</b>	31	at South Fla. (11/12/2021)
<b>YARDS PASSING</b>	304	at South Fla. (11/12/2021)
<b>YARDS PER PASS</b>	11.9	Tulsa (11/06/2021)
<b>TD PASSES</b>	5	SMU (11/20/2021)
<b>TOTAL PLAYS</b>	76	at South Fla. (11/12/2021)
<b>TOTAL OFFENSE</b>	544	SMU (11/20/2021)
<b>YARDS PER PLAY</b>	9.5	Miami (OH) (09/04/2021)
<b>POINTS</b>	56	UCF (10/16/2021)
<b>SACKS BY</b>	8	Houston (12/04/2021)
<b>FIRST DOWNS</b>	30	at South Fla. (11/12/2021)
<b>PENALTIES</b>	13	SMU (11/20/2021)
<b>PENALTY YARDS</b>	93	at Navy (10/23/2021)
<b>TURNOVERS</b>	3	at East Carolina (11/26/2021)
	3	at South Fla. (11/12/2021)
	3	Tulsa (11/06/2021)
<b>PUNTS</b>	5	Houston (12/04/2021)
	5	UCF (10/16/2021)
	5	at Notre Dame (10/02/2021)
	5	at Indiana (09/18/2021)
<b>PUNTING AVG</b>	47.3	Temple (10/08/2021)
<b>LONG PUNT</b>	52	UCF (10/16/2021)
<b>PUNTS INSIDE 20</b>	3	UCF (10/16/2021)
<b>LONG PUNT RETURN</b>	30	Temple (10/08/2021)



**2021-22 Cincinnati Football**  
**Opponent Match Highs**  
**All games**

Page 1/1  
 as of Dec 05, 2021

**Opponent - Game Highs**

<b>RUSHES</b>	67	at Navy (10/23/2021)
<b>YARDS RUSHING</b>	297	Tulsa (11/06/2021)
<b>YARDS PER RUSH</b>	5.2	Tulsa (11/06/2021)
<b>TD RUSHES</b>	3	at South Fla. (11/12/2021)
<b>PASS ATTEMPTS</b>	46	at Notre Dame (10/02/2021)
<b>PASS COMPLETIONS</b>	23	at Notre Dame (10/02/2021)
<b>YARDS PASSING</b>	257	at Notre Dame (10/02/2021)
<b>YARDS PER PASS</b>	9.6	Houston (12/04/2021)
<b>TD PASSES</b>	2	at Indiana (09/18/2021)
	2	Houston (12/04/2021)
<b>TOTAL PLAYS</b>	84	at Navy (10/23/2021)
	84	Tulsa (11/06/2021)
<b>TOTAL OFFENSE</b>	457	Tulsa (11/06/2021)
<b>YARDS PER PLAY</b>	5.4	Tulsa (11/06/2021)
<b>POINTS</b>	28	at South Fla. (11/12/2021)
<b>SACKS BY</b>	3	at East Carolina (11/26/2021)
	3	at Tulane (10/30/2021)
<b>FIRST DOWNS</b>	26	Tulsa (11/06/2021)
<b>PENALTIES</b>	13	Miami (OH) (09/04/2021)
<b>PENALTY YARDS</b>	100	Miami (OH) (09/04/2021)
<b>TURNOVERS</b>	4	at South Fla. (11/12/2021)
	4	at Tulane (10/30/2021)
	4	at Indiana (09/18/2021)
	4	Murray St. (09/11/2021)
<b>PUNTS</b>	9	UCF (10/16/2021)
<b>PUNTING AVG</b>	46.3	at Notre Dame (10/02/2021)
<b>LONG PUNT</b>	64	at Navy (10/23/2021)
<b>PUNTS INSIDE 20</b>	2	at East Carolina (11/26/2021)
	2	at Tulane (10/30/2021)
	2	at Notre Dame (10/02/2021)
	2	Miami (OH) (09/04/2021)
<b>LONG PUNT RETURN</b>	14	Houston (12/04/2021)



**2021-22 Cincinnati Football**  
**Team Game-by-Game**  
**All games**

Page 1/2  
 as of Dec 05, 2021

Date	Opponent	Rushing				Receiving				Passing				Kick Returns				Punt Returns				tot off
		no.	yds	td	lg	no.	yds	td	lg	cmp-att-int	yds	td	lg	no.	yds	td	lg	no.	yds	td	lg	
09/04/2021	Miami (OH)	31	247	3	50	20	295	4	81	20-26-2	295	4	81	3	61	0	28	1	-1	0	0	542
09/11/2021	Murray St.	32	130	3	20	15	261	3	48	15-25-0	261	3	48	2	47	0	25	2	4	0	3	391
09/18/2021	at Indiana	36	128	3	26	20	210	1	28	20-36-1	210	1	28	2	117	1	99	3	25	0	27	338
10/02/2021	at Notre Dame	30	93	1	16	19	297	2	45	19-32-0	297	2	45	0	0	0	0	2	17	0	17	390
10/08/2021	Temple	33	279	4	75	23	263	3	38	23-31-0	263	3	38	1	28	0	28	2	35	0	30	542
10/16/2021	UCF	42	336	6	79	13	140	1	23	13-23-0	140	1	23	1	36	0	36	2	23	0	18	476
10/23/2021	at Navy	21	95	1	43	18	176	2	31	18-30-1	176	2	31	3	44	0	18	3	38	0	19	271
10/30/2021	at Tulane	37	124	1	37	17	227	3	38	17-27-1	227	3	38	1	17	0	17	1	8	0	8	351
11/06/2021	Tulsa	34	116	2	22	15	274	2	40	15-23-1	274	2	40	4	91	0	27	0	0	0	0	390
11/12/2021	at South Fla.	36	202	4	55	31	304	2	21	31-40-1	304	2	21	2	44	0	27	0	0	0	0	506
11/20/2021	SMU	40	249	2	40	21	295	5	53	21-30-0	295	5	53	1	12	0	12	4	63	0	27	544
11/26/2021	at East Carolina	36	143	2	29	17	301	2	53	17-28-2	301	2	53	4	55	0	21	0	0	0	0	444
12/04/2021	Houston	28	210	2	79	11	190	3	44	11-17-0	190	3	44	3	75	0	37	0	0	0	0	400
<b>Cincinnati</b>		<b>436</b>	<b>2352</b>	<b>34</b>	<b>79</b>	<b>240</b>	<b>3233</b>	<b>33</b>	<b>81</b>	<b>240-368-9</b>	<b>3233</b>	<b>33</b>	<b>81</b>	<b>27</b>	<b>627</b>	<b>1</b>	<b>99</b>	<b>20</b>	<b>212</b>	<b>0</b>	<b>30</b>	<b>5585</b>
<b>Opponents</b>		<b>536</b>	<b>1787</b>	<b>14</b>	<b>51</b>	<b>206</b>	<b>2188</b>	<b>10</b>	<b>80</b>	<b>206-385-18</b>	<b>2188</b>	<b>10</b>	<b>80</b>	<b>31</b>	<b>564</b>	<b>0</b>	<b>48</b>	<b>13</b>	<b>34</b>	<b>0</b>	<b>14</b>	<b>3975</b>

**Cincinnati Averages**

Games	Avg/ rush	Avg/ catch	Pass eff	KR avg	PR avg	All purpose avg/game	Total offense avg/game
13	5.4	13.5	163.7	23.2	10.6	510.6	429.6

Date	Opponent	ua	Tackles			Sacks no-yds	Fumble		Pass Defense			blkd kick	PAT attempts			off		
			a	total	tfl-yds		ff	fr-yds	int-yds	qbh	brup		kick	rush	rcv	saf	t/o	pts
09/04/2021	Miami (OH)	31	42	73	5.0-17	2-11	1	0-0	0-0	6	5	0	7-7	0	0	0	0	49
09/11/2021	Murray St.	37	30	67	8.0-12	1-3	0	1-0	3-13	3	4	0	6-6	0	0	0	14	42
09/18/2021	at Indiana	40	18	58	6.0-13	1-6	1	1-0	3-43	4	5	0	3-4	0	1	0	11	38
10/02/2021	at Notre Dame	42	22	64	8.0-25	2-15	0	1-0	2-31	4	8	0	3-3	0	0	0	7	24
10/08/2021	Temple	29	40	69	6.0-32	6-32	1	0-0	1-21	4	1	0	7-7	0	0	0	7	52
10/16/2021	UCF	35	30	65	6.0-20	1-2	0	0-0	2-78	2	3	1	8-8	0	0	0	14	56
10/23/2021	at Navy	58	46	104	11.0-27	1-6	0	0-0	1-1	1	2	1	3-3	0	0	0	0	27
10/30/2021	at Tulane	53	6	59	7.0-40	4-32	2	2-0	2-7	0	1	0	4-4	0	0	0	3	31
11/06/2021	Tulsa	47	48	95	5.0-4	2-1	2	2-18	0-0	2	4	0	4-4	0	0	0	0	28
11/12/2021	at South Fla.	41	14	55	7.0-23	3-16	2	2-0	2-11	3	3	0	6-6	0	0	0	14	45
11/20/2021	SMU	26	36	62	7.0-31	3-23	1	1-0	0-0	6	3	2	6-7	0	0	0	6	48
11/26/2021	at East Carolina	40	38	78	8.0-39	3-22	1	1-0	1-0	0	8	2	5-5	0	0	0	14	35
12/04/2021	Houston	36	46	82	12.0-59	8-54	0	0-0	1-9	2	2	0	5-5	0	0	0	7	35
<b>Cincinnati</b>		<b>515</b>	<b>416</b>	<b>931</b>	<b>96.0-342</b>	<b>37-223</b>	<b>11</b>	<b>11-18</b>	<b>18-214</b>	<b>37</b>	<b>49</b>	<b>6</b>	<b>67-69</b>	<b>0</b>	<b>1</b>	<b>0</b>	<b>97</b>	<b>510</b>
<b>Opponents</b>		<b>455</b>	<b>336</b>	<b>791</b>	<b>42.0-207</b>	<b>20-144</b>	<b>11</b>	<b>10-14</b>	<b>9-127</b>	<b>19</b>	<b>30</b>	<b>1</b>	<b>22-24</b>	<b>0</b>	<b>1</b>	<b>1</b>	<b>45</b>	<b>209</b>

Date	Opponent	Punting										Field Goals			Kickoffs				
		no.	yds	avg	long	blkd	tb	fc	50+	i20	md-att	long	blkd	no.	yds	avg	tb	ob	
09/04/2021	Miami (OH)	2	81	40.5	44	0	0	2	0	0	0-0	0	0	8	468	58.5	3	2	
09/11/2021	Murray St.	4	181	45.3	50	0	1	2	1	2	0-1	0	0	7	385	55.0	4	1	
09/18/2021	at Indiana	5	211	42.2	51	0	0	3	1	0	1-2	32	0	6	379	63.2	1	1	
10/02/2021	at Notre Dame	5	219	43.8	50	0	1	2	1	0	1-3	23	0	5	312	62.4	1	0	
10/08/2021	Temple	3	142	47.3	48	0	0	0	0	1	1-2	30	0	9	578	64.2	7	0	
10/16/2021	UCF	5	210	42.0	52	0	0	0	1	3	0-0	0	0	9	580	64.4	7	0	
10/23/2021	at Navy	4	168	42.0	46	0	0	2	0	2	2-2	52	0	5	268	53.6	0	0	
10/30/2021	at Tulane	3	115	38.3	46	0	0	2	0	2	1-1	27	0	7	385	55.0	2	0	
11/06/2021	Tulsa	3	124	41.3	45	0	0	1	0	1	0-1	0	0	5	315	63.0	3	1	
11/12/2021	at South Fla.	2	89	44.5	46	0	0	1	0	1	1-1	27	0	7	449	64.1	6	0	
11/20/2021	SMU	1	42	42.0	42	0	0	1	0	1	0-2	0	1	10	487	48.7	4	1	
11/26/2021	at East Carolina	3	119	39.7	40	0	0	3	0	0	0-1	0	0	6	375	62.5	4	0	
12/04/2021	Houston	5	224	44.8	50	0	0	3	1	2	0-1	0	0	6	344	57.3	1	0	
Cincinnati		45	1925	42.8	52	0	2	22	5	15	7-17	52	1	90	5325	59.2	43	6	
Opponents		69	2725	39.5	64	3	2	26	11	14	11-16	55	3	47	2765	58.8	15	2	



**2021-22 Cincinnati Football**  
**Individual Game Highs**  
**All games**

Page 1/1  
as of Dec 05, 2021

**Cincinnati - Individual Game Highs**

<b>RUSHES</b>	20	Jerome Ford at East Carolina (11/26/2021)
	20	Jerome Ford vs UCF (10/16/2021)
	20	Jerome Ford at Indiana (09/18/2021)
<b>YARDS RUSHING</b>	189	Jerome Ford vs UCF (10/16/2021)
<b>TD RUSHES</b>	4	Jerome Ford vs UCF (10/16/2021)
<b>LONG RUSH</b>	79	Jerome Ford vs Houston (12/04/2021)
	79	Jerome Ford vs UCF (10/16/2021)
<b>PASS ATTEMPTS</b>	39	Desmond Ridder at South Fla. (11/12/2021)
<b>PASS COMPLETIONS</b>	31	Desmond Ridder at South Fla. (11/12/2021)
<b>YARDS PASSING</b>	304	Desmond Ridder at South Fla. (11/12/2021)
<b>TD PASSES</b>	4	Desmond Ridder vs Miami (OH) (09/04/2021)
<b>LONG PASS</b>	81	Desmond Ridder vs Miami (OH) (09/04/2021)
<b>RECEPTIONS</b>	8	Alec Pierce at East Carolina (11/26/2021)
<b>YARDS RECEIVING</b>	144	Alec Pierce at Notre Dame (10/02/2021)
<b>TD RECEPTIONS</b>	2	Alec Pierce vs SMU (11/20/2021)
	2	Josh Whyte at Tulane (10/30/2021)
	2	Josh Whyte at Navy (10/23/2021)
<b>LONG RECEPTION</b>	81	Tyler Scott vs Miami (OH) (09/04/2021)
<b>PUNTS</b>	5	Mason Fletcher vs Houston (12/04/2021)
	5	Mason Fletcher vs UCF (10/16/2021)
	5	Mason Fletcher at Notre Dame (10/02/2021)
	5	Mason Fletcher at Indiana (09/18/2021)
<b>PUNTING AVG</b>	47.3	Mason Fletcher vs Temple (10/08/2021)
<b>LONG PUNT</b>	52	Mason Fletcher vs UCF (10/16/2021)
<b>PUNTS INSIDE 20</b>	3	Mason Fletcher vs UCF (10/16/2021)
<b>LONG PUNT RETURN</b>	30	Ryan Montgomery vs Temple (10/08/2021)
<b>LONG KICKOFF RETURN</b>	99	Tre Tucker at Indiana (09/18/2021)
<b>TACKLES</b>	17	Joel Dublanko vs Tulsa (11/06/2021)
<b>SACKS</b>	2	Joel Dublanko vs Houston (12/04/2021)
	2	Curtis Brooks vs SMU (11/20/2021)
<b>TACKLES FOR LOSS</b>	3	Ty Van Fossen at South Fla. (11/12/2021)
	3	Curtis Brooks at Navy (10/23/2021)

# 2021 CINCINNATI FOOTBALL

## STARTERS

OFFENSE	LT	LG	C	RG	RT	TE	WR	WR	WR	QB	RB
MIAMI (OH)	Williams	Cooper	Renfro	McConnell	O'Quinn	Whyle	Taylor (TE)	Young	Pierce	Ridder	Ford
MURRAY STATE	Williams	Cooper	Renfro	McConnell	O'Quinn	Whyle	Taylor (TE)	Young	Pierce	Ridder	Ford
INDIANA	Williams	Cooper	Renfro	Metz	O'Quinn	Taylor	Scott	Young	Pierce	Ridder	Ford
NOTRE DAME	Tunstall	Cooper	Renfro	Metz	O'Quinn	Taylor	Scott	Young	Pierce	Ridder	Ford
TEMPLE	Tunstall	Cooper	Renfro	Metz	O'Quinn	Whyle	Thompson	Young	Pierce	Ridder	Ford
UCF	Tunstall	Cooper	Renfro	Metz	O'Quinn	Whyle	Taylor (TE)	Young	Pierce	Ridder	Ford
NAVY	Tunstall	Cooper	Renfro	Metz	O'Quinn	Taylor	Scott	Young	Pierce	Ridder	Ford
TULANE	Tunstall	Cooper	Renfro	Metz	O'Quinn	Whyle	Taylor (TE)	Davis (TE)	Singletary (TE)	Ridder	Ford
TULSA	Tunstall	Cooper	Renfro	Metz	O'Quinn	Whyle	Taylor (TE)	Young	Pierce	Ridder	Ford
SOUTH FLORIDA	Tunstall	Cooper	McConnell	Metz	O'Quinn	Taylor	Scott	Young	Pierce	Ridder	McClelland
SMU	Tunstall	Cooper	Renfro	McConnell	O'Quinn	Whyle	Taylor (TE)	Scott	Pierce	Ridder	Ford
EAST CAROLINA	Tunstall	Cooper	Renfro	McConnell	O'Quinn	Taylor	Tucker	Scott	Pierce	Ridder	Ford
HOUSTON	Tunstall	Cooper	Renfro	McConnell	O'Quinn	Taylor	Young	Scott	Pierce	Ridder	Ford

DEFENSE	DE	DT	DE	WLB	MLB	SLB	CB	S	NB	CB	S
MIAMI (OH)	Vann	Brooks	Sanders	Beavers	Dublanco	Van Fossen	Gardner	Cook	Bush	Bryant	Hicks
MURRAY STATE	Vann	Brooks	Sanders	Beavers	Dublanco	Van Fossen	Gardner	Cook	Bush	Bryant	Hicks
INDIANA	Vann	Brooks	Sanders	Beavers	Dublanco	Van Fossen	Gardner	Cook	Bush	Bryant	Hicks
NOTRE DAME	Vann	Brooks	Sanders	Beavers	Dublanco	Van Fossen	Gardner	Cook	Bush	Bryant	Hicks
TEMPLE	Vann	Brooks	Sanders	Beavers	Dublanco	Pace	Gardner	Cook	Bush	Bryant	Hicks
UCF	Vann	Brooks	Sanders	Beavers	Dublanco	Pace	Gardner	Cook	Bush	Bryant	Hicks
NAVY	Vann	Brooks	Sanders	Beavers	Dublanco	Pace	Gardner	Cook	Brown (DT)	Bryant	Hicks
TULANE	Vann	Brooks	Sanders	Beavers	Dublanco	Van Fossen	Gardner	Cook	Brown (DT)	Bryant	Hicks
TULSA	Briggs	Brooks	Sanders	Beavers	Dublanco	Pace	Gardner	Cook	Bush	Bryant	Hicks
SOUTH FLORIDA	Vann	Brooks	Sanders	Beavers	Dublanco	Van Fossen	Gardner	Cook	Ward	Bryant	Hicks
SMU	Briggs	Brooks	Sanders	Beavers	Dublanco	Van Fossen	Gardner	Cook	Bush	Bryant	Hicks
EAST CAROLINA	Briggs	Brooks	Sanders	Beavers	Dublanco	Van Fossen	Gardner	Cook	Bush	Bryant	Hicks
HOUSTON	Briggs	Brooks	Sanders	Beavers	Dublanco	Van Fossen	Gardner	Cook	Bush	Bryant	Hicks

## START CHART

PLAYER	2021	CAR.	CONS.	PLAYER	2021	CAR.	CONS.	PLAYER	2021	CAR.	CONS.
Darrian Beavers, LB	13	40*	24	Wilson Huber, TE	0	1	0	Jabari Taylor, DT	0	11	0
Jowon Briggs	4	4	3	Jordan Jones, WR	0	7*	0	Leonard Taylor, TE	12	19	12
Curtis Brooks, DT	13	19	15	Charles McClelland, RB	1	1	0	Jadon Thompson, WR	1	3	0
Marcus Brown, DT	2	12	0	Vincent McConnell, OL	6	20	4	Tre Tucker, WR	1	12	1
Coby Bryant, CB	13	47	37	Lorenz Metz, OL	8	21	0	James Tunstall, OL	10	19*	10
Arquon Bush, CB	10	22	4	Dylan O'Quinn, OL	13	20	20	Ty Van Fossen, LB	9	12	5
Bryan Cook, S	13	15	14	Deshawn Pace, LB	4	4	0	Malik Vann, DE	10	11	0
Jeremy Cooper, OL	13	20	13	Alec Pierce, WR	12	29	5	Taj Ward, DB	1	1	0
Noah Davis	1	1	0	Jake Renfro, OL	12	18	3	Josh Whyle, TE	7	9	0
Joel Dublanco, LB	13	22	14	Desmond Ridder, QB	13	48	25	John Williams, OL	3	3	0
Jerome Ford, RB	12	14*	3	Myjai Sanders, DE	13	37	37	Colin Woodside, OL	0	1	0
Ahmad Gardner, CB	13	27	13	Tyler Scott, WR	4	4	4	Ethan Wright, RB	0	1	0
Ja'Von Hicks, S	13	28	13	Payton Singletary, TE	1	1	0	Michael Young Jr., WR	10	21*	1

\* - Beavers started 7 games @ UConn (2018), Ford started 1 game @ Alabama (2019), Jones started 6 games at Arkansas (2017), Young started 1 game at Notre Dame (2019), Tunstall started nine games @ Stony Brook (2019)

## SCORING DRIVES

## SEPT. 4 MIAMI (OH)

## SCORING PLAY

Scott 81-yard pass from Ridder	1	14:15	2	84	0:43
Montgomery 8-yard pass from Ridder	1	8:01	8	97	3:33
Whyte 23-yard pass from Ridder	1	2:45	8	72	3:52
Ford 21-yard rush	2	8:03	5	68	2:46
Ridder 25-yard rush	2	2:53	5	49	3:04
Taylor 8-yard pass from Ridder	4	11:46	10	86	3:05
Prater 14-yard rush	4	0:23	7	83	2:02

## SEPT. 11 MURRAY STATE

## SCORING PLAY

Davis 2-yard pass from Ridder	2	9:41	6	40	2:16
Ford 13-yard rush	3	10:05	10	75	4:50
Ford 8-yard rush	3	4:58	8	55	3:08
Scott 23-yard pass from Ridder	4	14:13	1	23	0:06
Ford 3-yard rush	4	10:50	4	63	2:09
Singletary 18-yard pass from Prater	4	1:08	1	18	0:07

## SEPT. 18 INDIANA

## SCORING PLAY

Ford 6-yard rush	2	1:33	9	75	3:38
Smith 32-yard field goal	2	0:00	5	32	0:23
Ford 3-yard rush	3	5:47	10	79	4:29
Tucker 99-yard kick return	3	3:41	--	--	--
Pierce 19-yard pass from Ridder	4	12:13	9	75	3:26
Ridder 7-yard rush	4	2:37	3	6	0:53

## OCT. 2 NOTRE DAME

## SCORING PLAY

Taylor 1-yard pass from Ridder	2	12:09	3	8	1:12
Smith 23-yard field goal	2	10:32	5	12	1:32
Tucker 27-yard pass from Ridder	2	0:40	5	80	1:08
Ridder 6-yard rush	4	5:08	6	75	3:12

## OCT. 8 TEMPLE

## SCORING PLAY

Smith 30-yard field goal	1	7:15	10	48	4:26
Pierce 9-yard pass from Ridder	1	2:52	2	13	0:34
Ford 8-yard rush	2	9:42	11	65	5:10
Ford 75-yard rush	3	14:50	1	75	0:10
Scott 38-yard pass from Ridder	3	11:00	2	54	0:41
McClelland 28-yard rush	3	7:45	3	61	1:04
Young 11-yard pass from Ridder	3	0:54	10	76	4:03
Wright 7-yard rush	4	10:15	5	77	2:14

## OCT. 16 UCF

## SCORING PLAY

Ford 1-yard rush	1	9:30	8	38	4:01
Ford 2-yard rush	1	1:30	10	66	4:51
Pierce 19-yard pass from Ridder	2	7:40	4	64	1:23
Ford 79-yard rush	2	5:33	1	79	0:12
Ford 4-yard rush	2	2:53	4	34	1:31
Bryant 74-yard interception return	3	2:55	--	--	--
Wright 2-yard rush	4	10:44	2	8	0:19
Prater 6-yard rush	4	5:43	6	49	2:30

## OCT. 23 NAVY

## SCORING PLAY

Whyte 31-yard pass from Ridder	1	2:50	3	44	1:01
Lowery 32-yard field goal	2	4:07	15	61	6:06
Bales 52-yard field goal	2	0:00	1	0	0:01
Whyte 3-yard pass from Ridder	3	1:13	11	45	4:22

## OCT. 30 TULANE

## SCORING PLAY

Whyte 16-yard pass from Ridder	1	1:14	16	99	7:25
Ford 3-yard rush	2	6:19	5	80	1:33
Whyte 5-yard pass from Ridder	3	3:12	13	66	5:55
Ford 26-yard pass from Ridder	4	4:13	2	29	0:49

## NOV. 6 TULSA

## SCORING PLAY

Ridder 3-yard rush	1	9:48	7	53	3:15
Ford 1-yard rush	1	1:21	13	94	5:55
Pierce 12-yard pass from Ridder	3	13:17	4	72	1:38
Young 31-yard pass from Ridder	3	9:04	3	44	1:04

## NOV. 12 SOUTH FLORIDA

## SCORING PLAY

Montgomery 12-yard rush	1	2:57	9	75	4:11
Ridder 13-yard rush	2	5:30	6	34	2:51
Bales 27-yard field goal	2	0:00	10	46	2:11
Whyte 21-yard pass from Ridder	3	11:48	8	81	3:07
Wright 1-yard rush	4	14:00	10	73	4:39
Montgomery 55-yard rush	4	1:22	1	55	0:11

## NOV. 20 SMU

## SCORING PLAY

Scott 53-yard pass from Ridder	1	12:54	1	53	0:07
Ford 4-yard rush	1	5:32	6	25	2:58
Ridder 40-yard rush	2	13:37	6	78	3:02
Pierce 17-yard pass from Ridder	2	8:19	8	71	3:40
Ridder 11-yard pass from Jones	3	10:59	8	92	3:56
Pierce 17-yard pass from Ridder	3	3:59	8	42	3:59
Jones 5-yard pass from Prater	4	11:06	12	74	6:22

## NOV. 26 EAST CAROLINA

## SCORING PLAY

Taylor 44-yard pass from Ridder	2	13:48	5	76	1:31
Ford 2-yard rush	2	10:32	3	58	1:09
Pierce 28-yard pass from Ridder	2	4:40	7	88	3:19
Gardner 60-yard blocked FG return	4	11:17	--	--	--
Montgomery 2-yard rush	4	1:44	5	39	1:33

## DEC. 4 HOUSTON

## SCORING PLAY

Scott 25-yard pass from Ridder	1	9:38	5	82	2:11
Ford 79-yard rush	1	4:06	1	79	0:11
Taylor 8-yard pass from Ridder	3	12:02	6	75	2:58
Pierce 21-yard pass from Ridder	3	11:04	2	23	0:41
Ford 42-yard rush	3	7:38	3	62	1:18

## LONG PLAYS

YDS.	TYPE	PLAYER(S)	OPP.
*99	KOR	Tucker, Tre	Indiana
*81	Pass	Scott, Tyler from Ridder, Desmond	Miami (OH)
*79	Rush	Ford, Jerome	UCF
*79	Rush	Ford, Jerome	Houston
*75	Rush	Ford, Jerome	Temple
*60	FG Block	Gardner, Ahmad via Bush, Arquon	East Carolina
*58	Rush	Wright, Ethan	Temple
*55	Rush	Montgomery, Ryan	South Florida
*53	Pass	Scott, Tyler from Ridder, Desmond	SMU
53	Pass	Pierce, Alec from Ridder, Desmond	East Carolina
50	Rush	Ford, Jerome	Miami (OH)
48	Pass	Tucker, Tre from Ridder, Desmond	Murray State
47	Pass	Thompson, Jadon from Ridder, Desmond	Miami (OH)
45	Pass	Pierce, Alec from Ridder, Desmond	Notre Dame
44	Pass	Pierce, Alec from Ridder, Desmond	Notre Dame
*44	Pass	Taylor, Leonard from Ridder, Desmond	East Carolina
44	Pass	Pierce, Alec from Ridder, Desmond	Houston
43	Rush	Ford, Jerome	Navy
*42	Rush	Ford, Jerome	Houston
40	Pass	Pierce, Alec from Ridder, Desmond	Tulsa
*40	Rush	Ridder, Desmond	SMU
39	Pass	Tucker, Tre from Ridder, Desmond	SMU
38	Pass	Pierce, Alec from Ridder, Desmond	Tulane
*38	Pass	Scott, Tyler from Ridder, Desmond	Temple
38	Pass	Young, Michael from Ridder, Desmond	Murray State
37	Rush	Ridder, Desmond	Tulane
36	Pass	Taylor, Leonard from Ridder, Desmond	Notre Dame
36	Pass	Pierce, Alec from Ridder, Desmond	Tulsa
34	Pass	Ford, Jerome from Ridder, Desmond	Tulsa
33	Pass	Pierce, Alec from Ridder, Desmond	Temple
33	Rush	Prater, Evan	SMU
*31	Pass	Whyte, Josh from Ridder, Desmond	Navy
*31	Pass	Young, Michael from Ridder, Desmond	Tulsa
30	Pass	Whyte, Josh from Ridder, Desmond	Tulane
29	Rush	Ridder, Desmond	East Carolina
28	Pass	Pierce, Alec from Ridder, Desmond	Indiana
*28	Rush	McClelland, Charles	Temple
*28	Pass	Pierce, Alec from Ridder, Desmond	East Carolina
27	Pass	Scott, Tyler from Ridder, Desmond	Murray State
27	Pass	Taylor, Leonard from Ridder, Desmond	Notre Dame
*27	Pass	Tucker, Tre from Ridder, Desmond	Notre Dame
27	Pass	Whyte, Josh from Ridder, Desmond	Temple
*26	Pass	Ford, Jerome from Ridder, Desmond	Tulane
26	Pass	Pierce, Alec from Ridder, Desmond	Temple
*25	Rush	Ridder, Desmond	Miami (OH)
*25	Pass	Scott, Tyler from Ridder, Desmond	Houston
25	Pass	Scott, Tyler from Ridder, Desmond	SMU
25	Rush	Montgomery, Ryan	East Carolina
24	Pass	Tucker, Tre from Ridder, Desmond	East Carolina
24	Rush	Ridder, Desmond	East Carolina
*23	Pass	Whyte, Josh from Ridder, Desmond	Miami (OH)
*23	Pass	Scott, Tyler from Ridder, Desmond	Murray State
23	Pass	Ford, Jerome from Ridder, Desmond	UCF
23	Pass	Tucker, Tre from Ridder, Desmond	SMU
22	Rush	McClelland, Charles	Miami (OH)
22	Pass	Pierce, Alec from Ridder, Desmond	Notre Dame
22	Rush	Montgomery, Ryan	Tulsa
22	Pass	Ford, Jerome from Ridder, Desmond	SMU
*21	Rush	Ford, Jerome	Miami (OH)
21	Pass	Pierce, Alec from Ridder, Desmond	Indiana
21	Pass	Tucker, Tre from Ridder, Desmond	Temple
*21	Pass	Whyte, Josh from Ridder, Desmond	South Florida
21	Pass	Thompson, Jadon from Ridder, Desmond	East Carolina
*21	Pass	Pierce, Alec from Ridder, Desmond	Houston
20	Rush	Ford, Jerome	Murray State
20	Pass	Scott, Tyler from Ridder, Desmond	UCF
20	Rush	Ford, Jerome	UCF
20	Pass	Pierce, Alec from Ridder, Desmond	East Carolina

\* touchdown scored on play

# 2021 CINCINNATI FOOTBALL

## SITUATIONAL RECORD

	2021	2020	2019	2018	2017	2016	2015	2014	2013	2012	2011	2010	2009	2008	2007	SINCE '07
Overall	13-0	9-1	11-3	11-2	4-8	4-8	7-6	9-4	9-4	10-3	10-3	4-8	12-1	11-3	10-3	134-57
Conference Games	8-0	6-0	7-1	6-2	2-6	3-4	4-4	7-1	6-2	5-2	5-2	4-3	7-0	6-1	4-3	76-36
When playing at home	7-0	7-0	6-0	6-0	2-4	3-4	5-1	5-1	5-1	6-1	5-1	3-4	6-0	6-0	4-2	76-19
When playing on road	6-0	2-0	4-3	4-2	2-4	1-4	2-4	4-2	4-2	2-2	4-2	1-4	6-0	5-2	5-1	52-32
At Neutral Sites	0-0	0-1	1-0	1-0	0-0	0-0	0-1	0-1	0-1	2-0	1-0	0-0	0-1	0-1	1-0	6-6
When playing on natural grass	2-0	1-0	2-0	2-2	0-2	1-3	1-2	2-1	1-2	4-0	2-1	0-3	2-0	0-3	3-1	23-20
When playing on artificial turf	11-0	8-1	9-3	9-0	4-6	3-5	6-4	7-3	8-2	6-3	8-2	4-5	10-1	11-0	7-2	109-37
When playing during the day	11-0	6-1	6-3	7-1	2-4	2-4	4-2	3-2	6-2	4-1	7-3	1-4	8-0	3-2	4-1	73-30
When playing at night	2-0	3-0	5-0	4-1	2-4	2-4	3-4	6-2	3-2	6-2	3-0	3-4	4-1	8-1	6-2	61-27
When scoring first	7-0	7-1	8-1	6-1	3-1	2-3	3-2	7-3	7-0	8-1	6-2	3-3	9-0	10-2	6-2	90-22
When opponent scores first	6-0	2-0	3-2	5-1	1-7	2-5	4-4	2-1	2-4	2-2	4-1	1-5	3-1	1-1	4-1	42-35
When leading after first quarter	7-0	6-0	7-0	4-0	0-0	2-1	6-1	6-0	3-0	8-1	5-0	3-2	8-0	9-1	8-2	80-8
When trailing after first quarter	2-0	2-0	3-3	4-2	3-8	2-5	1-5	1-3	3-4	2-2	3-1	0-5	2-1	1-1	1-0	30-40
When tied after first quarter	4-0	1-1	1-0	3-0	1-0	0-2	0-0	2-1	3-0	0-0	2-2	1-1	2-0	1-1	1-1	22-9
When leading at halftime	11-0	9-1	8-1	7-0	2-0	2-2	6-2	9-0	8-0	8-1	7-0	3-0	10-0	9-1	9-1	106-9
When trailing at halftime	1-0	0-0	3-2	2-1	2-8	1-6	1-3	0-4	0-4	2-2	2-3	1-7	1-1	2-2	1-1	19-44
When tied at halftime	1-0	0-0	0-0	2-1	0-0	1-0	0-1	0-0	1-0	0-0	1-0	0-1	1-0	0-0	0-1	7-4
When leading after three quarters	12-0	8-1	9-1	8-1	2-0	3-1	6-2	9-0	8-1	10-1	6-0	4-0	11-0	10-0	10-0	114-8
When trailing after three quarters	1-0	1-0	2-2	2-1	2-8	1-7	0-4	0-4	0-3	0-2	2-2	0-8	1-1	1-3	0-2	13-47
When tied after three quarters	0-0	0-0	0-0	1-0	0-0	0-0	1-0	0-0	1-0	0-0	2-1	0-0	0-0	0-0	0-1	5-2
In overtime	0-0	0-0	0-0	1-1	0-1	0-1	0-0	0-0	0-1	0-1	0-0	0-0	0-0	1-0	0-0	2-5
When UC has more rushing yards	9-0	7-1	10-1	10-2	2-3	2-0	7-0	5-0	9-0	9-2	9-2	3-1	8-0	8-0	8-1	103-13
When opponent has more rushing yards	4-0	2-0	1-2	1-0	2-5	2-8	0-6	4-4	0-4	1-1	1-1	1-6	4-1	3-3	2-2	28-43
When UC rushes for 150 or more yards	6-0	7-0	8-2	10-2	1-2	3-0	7-0	6-0	6-1	8-2	6-2	4-2	4-0	2-0	4-0	80-13
When UC rushes for 200 or more yards	6-0	5-0	6-1	7-2	1-1	1-0	5-0	4-0	3-0	7-1	3-0	3-0	3-0	2-0	3-0	59-5
When UC holds opponent to < than 100 rushing yards	5-0	4-1	4-0	6-1	1-0	1-0	2-0	4-0	7-0	3-0	5-1	3-3	3-0	6-0	8-1	61-7
When UC holds opponent to < than 150 rushing yards	7-0	5-1	9-0	9-2	2-3	2-0	4-0	5-0	8-1	6-1	8-2	3-4	4-0	7-0	8-1	106-15
When UC has more passing yards	10-0	5-0	6-0	7-0	3-1	3-5	5-5	6-3	8-3	4-2	1-0	1-4	11-0	8-2	5-2	80-27
When opponent has more passing yards	3-0	4-1	6-3	4-2	1-7	1-3	2-1	2-1	1-1	5-1	9-3	3-5	1-1	3-1	5-1	50-31
When UC passes for 200 or more yards	10-0	6-1	4-2	6-0	2-4	4-5	7-5	7-4	8-3	8-2	6-2	3-4	5-0	4-2	10-2	88-35
When UC passes for 300 or more yards	2-0	2-0	0-0	4-0	0-1	1-2	4-3	4-3	5-2	2-0	1-0	1-3	7-0	3-0	3-2	39-16
When UC holds opponent to < than 200 passing yards	8-0	4-0	5-0	7-0	1-2	1-4	3-3	3-1	5-2	3-2	2-1	1-4	6-0	5-2	3-2	56-23
When UC holds opponent to < than 150 passing yards	8-0	2-0	4-0	4-0	1-1	1-2	3-2	1-1	3-1	1-1	1-0	0-1	2-0	2-0	1-1	34-10
When UC holds opponent to < than 100 passing yards	2-0	2-0	2-0	1-0	1-1	0-0	0-1	1-0	2-0	0-0	1-0	0-0	0-0	1-0	1-0	14-2
When UC has more total yards	10-0	9-0	5-1	8-0	2-1	4-1	7-3	7-1	9-2	7-1	7-0	4-4	10-0	10-0	7-1	117-15
When opponent has more total yards	3-0	0-1	6-2	1-2	2-7	0-7	0-3	2-3	0-2	3-2	3-2	0-4	2-1	1-3	3-2	26-41
When UC has 300 or more yards	12-0	9-1	9-2	8-2	3-6	4-5	7-5	8-4	9-4	10-3	10-2	4-4	12-0	11-1	9-3	125-42
When UC has 400 or more yards	7-0	5-0	6-2	9-0	1-3	3-1	7-4	7-3	8-2	7-1	3-1	3-2	10-0	4-0	8-2	88-21
When UC has 500 or more yards	4-0	6-0	2-0	3-0	0-0	2-1	5-3	5-0	4-0	1-0	3-0	2-1	3-0	1-0	3-0	41-5
When UC has 600 or more yards	0-0	1-0	0-0	3-0	0-0	0-0	3-1	0-0	2-0	0-0	0-0	2-0	1-0	0-0	1-0	13-1
When UC has 700 or more yards	0-0	0-0	0-0	1-0	0-0	0-0	1-1	0-0	0-0	0-0	0-0	0-0	1-0	0-0	0-0	3-1
When UC has more first downs	8-0	6-0	6-0	9-2	2-0	2-1	7-2	6-2	9-1	5-1	7-0	4-3	7-0	6-1	7-1	89-14
When opponent has more first downs	4-0	3-1	5-3	2-1	2-7	2-7	0-2	1-2	0-3	5-2	3-3	0-5	5-1	3-2	3-2	38-40
When first downs are equal	1-0	0-0	0-0	0-0	0-1	0-0	0-2	2-0	0-0	0-0	0-0	0-0	0-0	2-0	0-0	5-3
When UC forces more turnovers	9-0	3-1	5-0	5-0	1-1	2-2	1-1	7-1	4-0	8-0	6-1	1-0	8-0	2-0	8-0	69-7
In games decided by < than three points	0-0	2-1	4-0	0-0	2-1	0-1	1-1	0-0	1-0	1-1	2-1	0-1	3-0	3-0	1-0	20-7
In games decided by < than seven points	0-0	2-1	4-1	3-1	3-0	1-1	2-2	2-0	2-2	1-3	3-1	0-1	0-0	5-0	2-3	30-16
In black jerseys	5-0	5-0	5-0	6-0	2-4	1-4	4-0	3-2	2-2	6-3	5-0	3-2	3-0	6-1	5-2	62-20
In white jerseys	5-0	3-0	4-3	5-2	2-4	2-3	2-5	5-2	4-2	4-0	5-2	1-4	7-1	4-2	5-1	55-30
In red jerseys	3-0	1-1	2-0	0-0	0-0	1-1	1-1	1-0	3-0	1-0	0-1	0-2	2-0	1-0	0-0	16-6

**SCORING**

Scored 30 or more points	35 vs. Houston [12/04/21]
Scored 40 or more points	48 vs. SMU [11/20/21]
Scored 50 or more points	56 vs. UCF [10/14/21]
Scored 60 or more points	63 vs. Alabama A&M [09/15/18]
Scored 70 or more points	72 vs. Austin Peay [09/03/11]

**TOTAL OFFENSE**

Had more than 400 total yards	400 vs. Houston [12/04/21]
Had more than 450 total yards	544 vs. SMU [11/20/21]
Had more than 500 total yards	544 vs. SMU [11/20/21]
Had more than 550 total yards	653 vs. ECU [11/13/20]
Had more than 600 total yards	653 vs. ECU [11/13/20]
Had more than 650 total yards	653 vs. ECU [11/13/20]
Had more than 700 total yards	741 vs. Alabama A&M [09/15/18]

**RUSHING OFFENSE**

Rushed for 150 or more yards	210 vs. Houston [12/04/21]
Rushed for 200 or more yards	210 vs. Houston [12/04/21]
Rushed for 250 or more yards	349 vs. UCF [10/14/21]
Rushed for 300 or more yards	349 vs. UCF [10/14/21]
Rushed for 350 or more yards	409 vs. Alabama A&M [09/15/18]
Rushed for 400 or more yards	409 vs. Alabama A&M [09/15/18]

**PASSING OFFENSE**

Passed for 250 or more yards	301 at East Carolina [11/26/21]
Passed for 300 or more yards	301 at East Carolina [11/26/21]
Passed for 350 or more yards	354 vs. ECU [11/13/20]
Passed for 400 or more yards	400 @ Tulsa [11/25/16]
Passed for 450 or more yards	523 @ Houston [11/07/15]
Passed for 500 or more yards	523 @ Houston [11/07/15]
Passed for 600 or more yards	620 @ Memphis [09/24/15]

**SCORING DEFENSE**

Allowed 0 points	0 vs. Navy [11/03/18]
Allowed 3 or fewer points	3 vs. Temple [10/08/21]
Allowed 7 or fewer points	3 vs. Temple [10/08/21]
Allowed 10 or fewer points	3 vs. Temple [10/08/21]
Allowed 14 or fewer points	13 at East Carolina [11/26/21]

**TOTAL DEFENSE**

Allowed fewer than 75 total yards	53 vs. Kansas [09/20/97]
Allowed fewer than 100 total yards	87 @ Miami OH [09/21/13]
Allowed fewer than 125 total yards	87 @ Miami OH [09/21/13]
Allowed fewer than 150 total yards	129 @ UConn [11/22/14]
Allowed fewer than 175 total yards	164 vs. Boston College [01/02/20]
Allowed fewer than 200 total yards	199 vs. SMU [11/20/21]
Allowed fewer than 225 total yards	199 vs. SMU [11/20/21]
Allowed fewer than 250 total yards	199 vs. SMU [11/20/21]

**RUSHING DEFENSE**

Allowed 0 or fewer yards	-3 @ Miami OH [10/01/11]
Allowed 25 or fewer yards	5 vs. Memphis [10/31/20]
Allowed 50 or fewer yards	5 vs. Memphis [10/31/20]
Allowed 75 or fewer yards	54 at East Carolina [11/26/21]
Allowed 100 or fewer yards	86 vs. Houston [12/04/21]

**PASSING DEFENSE**

Allowed 0 passing yards	-1 vs. Xavier [10/09/71]
Allowed 50 or fewer yards	47 vs. Navy [11/03/18]
Allowed 100 or fewer yards	66 vs. SMU [11/20/21]
Allowed 150 or fewer yards	66 vs. SMU [11/20/21]
Allowed 175 or fewer yards	66 vs. SMU [11/20/21]
Allowed 200 or fewer yards	66 vs. SMU [11/20/21]

**SPECIAL SITUATIONS**

Scored on the first play from scrimmage	Scott 53-yard pass from Ridder vs. SMU [11/20/21]
Had a game-winning field goal	Cole Smith, 34 yards vs. Tulsa [12/19/20]
Kicked a 50-yard field goal	Alex Bales, 52 yards at Navy [10/23/21]
UC shutout its opponent	vs. Navy [11/03/18, W, 42-0]
UC was shutout	@ No. 5 Ohio State [09/07/19, L 42-0]
Converted a 2-point play	Leonard Taylor from Desmond Ridder at Indiana [09/18/21]
A player score a pass, rush and rec. TD in same game	Desmond Ridder vs SMU [11/20/21]

**INDIVIDUAL RUSHING**

Had a player rush for 100 or more yards	187 by Jerome Ford vs. Houston [12/04/21]
Had a player rush for 150 or more yards	187 by Jerome Ford vs. Houston [12/04/21]
Had a player rush for 200 or more yards	212 by Mike Boone vs. USF [10/24/14]
Had a player rush for 225 or more yards	238 by Richard Hall vs. Miami OH [09/11/04]
Had two players rush for 100 or more yards	184 (Doaks) & 103 (Ridder) vs. Houston [11/07/20]
Had a player rush for 2 or more TDs	2 by Jerome Ford vs. Houston [12/04/21]
Had a player rush for 3 or more TDs	4 by Jerome Ford vs. UCF [10/14/21]
Had a player rush for 4 or more TDs	4 by Jerome Ford vs. UCF [10/14/21]
Had a player rush for 5 or more TDs	6 by Ike Stewart vs. Transylvania [10/05/1912]

**INDIVIDUAL PASSING**

Had a player pass for 200 or more yards	274 by Desmond Ridder vs. SMU [11/20/21]
Had a player pass for 250 or more yards	274 by Desmond Ridder vs. SMU [11/20/21]
Had a player pass for 300 or more yards	301 by Desmond Ridder at East Carolina [11/26/21]
Had a player pass for 350 or more yards	352 by Desmond Ridder @ SMU [10/27/18]
Had a player pass for 400 or more yards	523 by Gunner Kiel @ Houston [11/07/15]
Had a player pass for 450 or more yards	523 by Gunner Kiel @ Houston [11/07/15]
Had a player pass for 500 or more yards	523 by Gunner Kiel @ Houston [11/07/15]
Had a player pass for 2 or more TDs	3 by Desmond Ridder vs. Houston [12/04/21]
Had a player pass for 3 or more TDs	3 by Desmond Ridder vs. Houston [12/04/21]
Had a player pass for 4 or more TDs	4 by Desmond Ridder vs. Miami OH [09/04/21]
Had a player pass for 5 or more TDs	5 by Gunner Kiel vs. UCF [10/31/15]
Had a player pass for 6 or more TDs	6 by Gunner Kiel vs. Toledo [09/12/14]
Had a player complete 20 passes	31 by Desmond Ridder at South Florida [11/12/21]
Had a player complete 30 passes	31 by Desmond Ridder at South Florida [11/12/21]
Had a player complete 35 passes	35 by Deontey Kenner @ Southern Miss [10/23/99]
Had a player complete 10 straight passes	17
by Desmond Ridder vs. Ohio [09/22/18]/@ UConn [09/29/18]	
Had a player throw 30 passes	39 by Desmond Ridder at South Florida [11/12/21]
Had a player throw 35 passes	39 by Desmond Ridder at South Florida [11/12/21]
Had a player throw 40 passes	50 by Desmond Ridder @ SMU [10/27/18]
Had a player throw 45 passes	50 by Desmond Ridder @ SMU [10/27/18]
Had a player throw 50 passes	50 by Desmond Ridder @ SMU [10/27/18]

**INDIVIDUAL RECEIVING**

Had a player with 10 or more receptions in a game	12 by Kahlil Lewis @ SMU [10/27/18]
Had a player with 11 or more receptions in a game	12 by Kahlil Lewis @ SMU [10/27/18]
Had a player with 12 or more receptions in a game	12 by Kahlil Lewis @ SMU [10/27/18]
Had a player with 13 or more receptions in a game	15 by Shaq Washington @ ECU [11/28/15]
Had a player with 14 or more receptions in a game	15 by Shaq Washington @ ECU [11/28/15]
Had a player with 15 or more receptions in a game	15 by Shaq Washington @ ECU [11/28/15]
Had a player receive 100 or more yards	136 by Alec Pierce at East Carolina [11/26/21]
Had a player receive 150 or more yards	203 by Kahlil Lewis vs. ECU [11/23/18]
Had a player receive 200 or more yards	203 by Kahlil Lewis vs. ECU [11/23/18]
Had a player receive 250 or more yards	254 by Tom Rossley vs. Louisville [11/09/68]
Had a player receive for 2 or more TDs	2 by Alec Pierce vs. SMU [11/20/21]
Had a player receive for 3 or more TDs	3 by Kahlil Lewis vs. ECU [11/23/18]

**GAMES AGAINST RANKED TEAMS**

Beat a top 25 team	No. 16 Houston, 35-20 [12/04/21]
Beat a top 10 team	@ No. 9 Notre Dame, 24-13 [10/02/21]
Beat a ranked opponent @ home	No. 16 Houston, 35-20 [12/04/21]
Beat a ranked opponent on the road	@ No. 9 Notre Dame, 24-13 [10/02/21]
Beat a ranked opponent @ a neutral site	vs. No. 25 vs. Virginia Tech (FedEx Field/09/29/12)
Beat back-to-back ranked opponents	10/30/08-11/08/08 #24 USF & @ #20 West Virginia
Lost to a ranked opponent @ home	No. 25 UCF, 51-23 [10/07/17]

**RETURNS/SPECIAL TEAMS/DEFENSE**

Returned a KO for a TD	Tre Tucker, 99 yards at Indiana [09/18/21]
Returned a Punt for a TD	Mardy Gilyard, 53 yards [9/12/09 vs. SEMO]
Had Two Interceptions	2 by Coby Bryant vs. USF [10/03/20]
Had Three Interceptions	3 by Mike Tyson @ Purdue [09/10/16]
Recorded a Safety	@ UCLA [09/01/18]
Returned an INT for a TD	Coby Bryant, 74 yards vs. UCF [10/14/21]
Returned 2 INTs for TDs	D. Battle-30 yards & C. Cheatham-53 yards vs. Akron [9/17/11]
Recovered a fumble in endzone for a TD	Josiah Deguara @ Marshall [09/28/19]
Returned a fumble for a TD	Kimoni Fitz O yards @ UCF [11/17/18]
Executed a successful onside kick	Kick by Miliano/Recovered by Morrison @ Rutgers [11/16/13]
Blocked a FG	Arquon Bush on 35-yard attempt at East Carolina [11/26/21]
Blocked a PAT	Lorenz Metz vs. Temple [11/23/19 - fourth quarter]
Returned a blocked PAT for 2 points	Coby Bryant, 98 yards vs. Temple [11/23/19]
Blocked a punt	Ryan Royer at East Carolina [11/26/21]

## SINGLE-GAME SCHOOL RECORDS

## SINGLE-GAME TEAM OFFENSE

Most Points	124 vs. Transylvania [1912]
Most Touchdowns	14 vs. Transylvania [1912]
Most Rushing Attempts	83 vs. Louisiana-Monroe [1977]
Most Rushing Yards	464 vs. Case-Western Reserve [1953] 464 vs. Virginia Military Institute [1953]
Most Rushing Touchdowns	14 vs. Transylvania [1912]
Most Passing Attempts	64 at Memphis [2015]
Most Passes Completed	38 at Memphis [2015]
Most Passing Yards	620 at Memphis [2015]
Most Interceptions Thrown	6 vs. Xavier [1972]
Most Touchdown Passes	6 vs. Toledo [2014]; vs. Illinois [2009]
Most Offensive Plays	100 at Memphis [2015]
Most Yards Total Offense	752 at Memphis [2015]
Most First Downs	38 at Memphis [2015]; 38 vs. Austin Peay [2018]
Most Fumbles	15 vs. Louisville [1970]
Most Fumbles Lost	7 vs. Virginia Military Institute [1951]
Most Turnovers	9 vs. Xavier [1955] 9 vs. Hardin-Simmons [1955] 9 vs. Virginia Military Institute [1951]
Most Penalties	18 vs. Kansas State [1951]
Most Penalty Yards	176 vs. Louisville [1968]
Most Punts	13 vs. Pittsburgh [1981] 13 vs. Mississippi State [1948]
Most Punting Yards	510 vs. Louisville [1996]
Most Punt Return Yards	177 vs. Ohio [1949]
Most Kickoff Return Yards	295 vs. Memphis [1971]
Fewest Rushing Attempts	15 vs. Illinois [2009]
Fewest Rushing Yards	-23 vs. Rutgers [2005]
Fewest Passes Completed	0 vs. Dayton [1970]
Fewest Passing Yards	0 vs. Dayton [1970]
Fewest Yards Total Offense	46 vs. North Texas State [1959]
Fewest First Downs	3 vs. West Virginia [1989]
Fewest Penalties	1 five times, last vs. Rutgers [1994]
Fewest Yards Penalized	4 vs. Memphis [1966]
Fewest Punts	0 three times, last vs. Miami [OH] [2008]

## SINGLE-GAME TEAM DEFENSE

Fewest Rushing Attempts Allowed	17 vs. Dayton [1961]
Fewest Rushing Yards Allowed	-46 vs. Kansas [1997]
Fewest Passing Attempts	1 vs. Boston College [1964]
Fewest Pass Completions Allowed	0 six times, last vs. Louisville [1974]
Fewest Passing Yards Allowed	-1 vs. Xavier [1971]
Fewest Yards Total Offense Allowed	18 vs. Louisiana-Lafayette [1973]
Most Points Allowed	81 vs. Penn State [1991]
Most Rushing Attempts Allowed	86 vs. West Virginia [1969]
Most Rushing Yards Allowed	539 vs. Northern Illinois [1989]
Most Passing Attempts Allowed	67 vs. Louisville [1997]
Most Pass Completions Allowed	37 vs. East Carolina [1997]
Most Passing Yards Allowed	482 vs. Florida [2010]
Most Yards Total Defense Allowed	742 vs. Louisville [1998]
Most Passes Intercepted	7 vs. Kansas State [1951]
Most Interception Return Yards	162 vs. Dayton [1956]
Most Turnovers Forced	8 vs. Rice [1974]

## SINGLE-GAME INDIVIDUAL OFFENSE

Rushing Attempts	45 by Steve Cowan vs. Ohio [1970]
Rushing Yards	306 by Bob Hynes vs. Case Western Reserve [1923]
Yards Per Rush	29.5 by Mike Boone at Miami [OH] [4 carries, 118 yards] [2015]
Rushing Touchdowns	6 by Ike Stewart vs. Transylvania [1912] 6 by Bob Heuck vs. Transylvania [1912]
Passing Attempts	59 by Deontey Kenner vs. Southern Miss [1999]
Passing Completions	35 by Deontey Kenner vs. Southern Miss [1999] 35 by Greg Cook vs. Ohio [1968]
Passing Yards	557 by Hayden Moore at Memphis [2015]
Passing Touchdowns	6 by Gunner Kiel [2014]; by Tony Pike vs. Illinois [2009]
Interceptions Thrown	6 by Mike Shoemaker vs. Xavier [1972]
Receptions	15 by Shaq Washington at East Carolina [2015]
Receiving Yards	254 by Tom Rossley vs. Louisville [1968]
Yards Per Reception	73.7 by Chris Moore at Ohio State [3 rec, 221 yards] [2014]
Receiving Touchdowns	3 by eight players, last by Chris Moore at Ohio State [2014]
All-Purpose Yards (Rsh., Rec. and Ret.)	381 by Mardy Gilyard at Pittsburgh [2009]
Total Yards	564 by Hayden Moore at Memphis [2015]
Total Points	51 by Ike Stewart vs. Transylvania [1912]
Touchdowns	8 by Ike Stewart vs. Transylvania [1912]
Extra Points Made	12 by Alonzo Weiss vs. Transylvania [1912]
Field Goals Made	4 by 10 players, last by Andrew Gantz at Memphis [2015]
Punts	13 by Phil Peckich at Pittsburgh [1981]
Punting Yards	510 by Steve Smith at Louisville [1996]
Punting Average	59.7 by Kevin Huber vs. Marshall [3 punts] [2007]
Kickoff Returns	8 by Mardy Gilyard at Pittsburgh [2009] 8 by LaDaris Vann vs. East Carolina [1999]
Kickoff Return Yards	256 by Mardy Gilyard at Pittsburgh [2009]
Kickoff Returns For Touchdowns	1 by 21 players, last by Tucker at Indiana [2021]
Punt Returns	7 by Mike Daniels vs. Western Carolina [2005] 7 by Tinker Keck vs. Kansas [1997] 7 by Charley Bland vs. Villanova [1973]
Punt Return Yards	161 by Gene Gibson vs. Ohio [1949]
Punt Return Touchdowns	2 by Tinker Keck vs. Louisville [1997] 2 by Gene Gibson vs. Ohio [1949]

## SINGLE-GAME INDIVIDUAL DEFENSE

Total Tackles	19 by Greg Blair at Louisville [10/26/12] * Frank Callicott vs. UAB [11/30/02] * Jeff Luc vs. Miami [Ohio] [9/20/14] *
Tackles For A Loss	5.5 by Brandon Mills vs. Rutgers [11/20/10] *
Sacks	4.0 by Alex Daniels at Miami [Ohio] [10/3/09] * Antwan Peek vs. Louisiana-Monroe [12/1/01] *
Forced Fumbles	3 by Antwan Peek vs. Louisiana Monroe [12/1/01] *
Fumble Recoveries	2 by Willis Edwards vs. Memphis [10/26/02] * Ivan Fields at Memphis [11/11/00] * Jeff Luc vs. USF [10/14/14] * Wes Richardson at NC State [9/16/10] *
Pass Break Ups	4 by Zach Norton vs. Louisville [10/27/01] *
Interceptions	4 by Bob Hynes vs. Ohio Northern [1923]
Interception Return Yards	123 by Shawn Ferguson vs. Memphis [1998]
Interception Returns for Touchdowns	2 by Shawn Ferguson vs. Memphis [1998]
Blocked Kicks	2 by Connor Barwin at Marshall [10/3/08] * Antwan Peek vs. Miami [10/28/00] *

\* - Since 2000

FIELD GOALS (MADE) MISSED		
FG SEQUENCE	CINCINNATI	OPPONENTS
Miami (OH)	-	-
Murray State	37	33
Indiana	[32], 50	[49]
Notre Dame	[23], 30, 37	-
Temple	[30], 44	[55]
UCF	-	-
Navy	[32], [52]	[27], [33], 51
Tulane	[27]	[41]
Tulsa	43	[35], [50], 50
South Florida	[27]	-
SMU	44	34, 38
East Carolina	45	[35], [44], 35
Houston	23	[37], [46]

Turnovers

Takeaways..... 28 (17 Interceptions, 11 Fumbles)  
Turnovers..... 18 (9 Interceptions, 9 Fumbles)

Points Off Turnovers

Cincinnati.....97  
Opponents.....45

Points Off Turnovers/Game

Cincinnati.....7.5  
Opponents.....3.5

GAME	GIVEAWAYS			TAKEAWAYS			+/-
	FUM	INT	TOT	FUM	INT	TOT	
Miami (OH)	0	2	2	0	0	0	-2
Murray State	1	0	1	1	3	4	+3
Indiana	1	1	2	1	3	4	+2
Notre Dame	2	0	2	1	2	3	+1
Temple	0	0	0	2	1	3	+3
UCF	1	0	1	0	2	2	+1
Navy	0	1	1	0	1	1	--
Tulane	0	1	1	2	2	4	+3
Tulsa	2	1	3	1	0	1	-2
South Florida	2	1	3	2	1	3	--
SMU	0	0	0	1	0	1	+1
East Carolina	1	2	3	1	1	2	-1
Houston	0	0	0	0	1	1	+1

Opening Drives — Offense

GAME	1ST	2ND
Miami (OH)	Touchdown	Punt
Murray State	Punt	Touchdown
Indiana	Punt	Missed FG
Notre Dame	Punt	Missed FG
Temple	Field Goal	Touchdown
UCF	Touchdown	Punt
Navy	Punt	Touchdown
Tulane	Touchdown	Punt
Tulsa	Touchdown	Touchdown
South Florida	Fumble	Touchdown
SMU	Touchdown	Touchdown
East Carolina	Missed Field Goal	Interception
Houston	Touchdown	Touchdown

Opening Drives — Defense

GAME	1ST	2ND
Miami (OH)	Punt	Punt
Murray State	Interception	Punt
Indiana	Punt	Punt
Notre Dame	Interception	Downs
Temple	Punt	Punt
UCF	Punt	Punt
Navy	Punt	Downs
Tulane	Punt	Punt
Tulsa	Punt	Downs
South Florida	Punt	Touchdown
SMU	Punt	Punt
East Carolina	Punt	Punt
Houston	Field Goal	Interception

UC on Coin Flips

GAME	RESULT	SCORE
Miami (OH)	L (Receive)	W, 49-14
Murray State	W (Defer)	W, 42-7
Indiana	L (Receive)	W, 38-24
Notre Dame	W (Defer)	W, 24-13
Temple	W (Defer)	W, 52-3
UCF	W (Defer)	W, 56-21
Navy	W (Receive)	W, 27-20
Tulane	W (Defer)	W, 31-12
Tulsa	W (Defer)	W, 28-20
South Florida	L (Kick)	W, 45-28
SMU	W (Kick)	W, 48-14
East Carolina	L (Kick)	W, 35-13
Houston	W (Kick)	W, 35-20

Milestone Victories

NO.	DATE	SCORE	OPPONENT	PLACE
1	11/14/85	26-6	Mt. Auburn	Cincinnati
50	10/18/02	6-0	Indianapolis	Cincinnati
100	11/02/18	6-0	Fort Thomas	Cincinnati
150	10/29/32	25-6	Wittenberg	Cincinnati
200	09/22/45	30-0	Denison	Cincinnati
250	10/11/52	20-13	Xavier	Cincinnati
300	11/25/61	19-13	Detroit	Cincinnati
350	11/27/71	19-16	Louisville	Louisville, Ky.
400	10/09/82	34-14	Long Beach	Cincinnati
450	10/28/95	55-19	N. Illinois	DeKalb, Ill.
500	10/30/04	21-10	TCU	Cincinnati
550	10/09/10	45-3	Miami (OH)	Cincinnati
600	10/24/16	27-20	Miami (OH)	Cincinnati
650	12/04/21	35-20	Houston	Cincinnati

Currently 650 wins

American Athletic Conference Player of the Week

Sept. 4	Desmond Ridder	Honor Roll
Sept. 18	Deshawn Pace	Defensive POTW
Sept. 18	Tre Tucker	Honor Roll
Oct. 2	Desmond Ridder	Offensive POTW
Oct. 2	Ahmad Gardner	Honor Roll
Oct. 8	Jerome Ford	Offensive POTW
Oct. 8	Coby Bryant	Honor Roll
Oct. 16	Jerome Ford	Offensive POTW
Oct. 16	Coby Bryant	Honor Roll
Oct. 30	Desmond Ridder	Honor Roll
Nov. 6	Alec Pierce	Honor Roll
Nov. 6	Joel Dublanko	Honor Roll
Nov. 12	Desmond Ridder	Honor Roll
Nov. 12	Ahmad Gardner	Honor Roll
Nov. 20	Desmond Ridder	Offensive POTW
Nov. 20	Curtis Brooks	Honor Roll
Nov. 26	Ahmad Gardner	Defensive POTW
Nov. 26	Desmond Ridder	Honor Roll

CheeZ-It Bowl National Team of the Week

Oct. 2	Cincinnati
--------	------------

Davey O'Brien Award Great 8 List

Sept. 4	Desmond Ridder
Oct. 2	Desmond Ridder
Nov. 20	Desmond Ridder

Davey O'Brien Award National QB of the Week

Oct. 2	Desmond Ridder
--------	----------------

Manning Award Star of the Week

Sept. 4	Desmond Ridder
Oct. 2	Desmond Ridder
Nov. 20	Desmond Ridder

Lott Trophy Impact Player of the Week

Oct. 2	Coby Bryant
--------	-------------

Orange Bowl Player of the Week

Oct. 20	Jerome Ford
---------	-------------

ODOD Trophy Midseason Watch List

Oct. 21	Luke Fickell
---------	--------------

Jim Thorpe Award Semifinalists

Oct. 25	Coby Bryant, Ahmad Gardner
---------	----------------------------

Davey O'Brien Award Midseason Watch List

Oct. 26	Desmond Ridder
---------	----------------

Dick Butkus Award Finalist

Nov. 1	Darrian Beavers
--------	-----------------

Maxwell Award Semifinalist

Nov. 1	Desmond Ridder
--------	----------------

Walter Camp Award Semifinalist

Nov. 1	Desmond Ridder
--------	----------------

Johnny Unitas Golden Arm Award Finalist

Nov. 18	Desmond Ridder
---------	----------------

Jim Thorpe Award Finalist

Nov. 23	Coby Bryant
---------	-------------

PFF AAC Players of the Year

Nov. 29	Desmond Ridder, Ahmad Gardner
---------	-------------------------------

Jim Thorpe Award

Dec. 9	Coby Bryant
--------	-------------

Walter Camp All-America

Dec. 9	Coby Bryant (first), Ahmad Gardner (second)
--------	---

Team Weekly Awards

Miami (OH)	Ridder (offense), Vann (defense), Wright (ST)
Murray State	Ford (offense), Dublank (defense), Scott (ST)
Indiana	Pierce (offense), Beavers (defense), Tucker (ST)
Notre Dame	Taylor (offense), Gardner (defense), Huber (ST)
Temple	Ford (offense), Bryant (defense), Hicks (ST)
UCF	Ford (offense), Bryant/Brooks (defense), Whyte (ST)
Navy	Whyte (offense), Brooks (defense)
Tulane	Whyte (offense), Sanders (defense), Threats (ST)
Tulsa	Pierce (offense), Dublanko (defense), Tucker (ST)
USF	Ridder (offense), Brooks (defense), McClelland (ST)
SMU	Ridder (offense), Bryant, Cook (defense), Huber, Bush (ST)
East Carolina	Pierce (offense), Brooks, Gardner (defense), Royer, Bush (ST)





**CAREER RECORDS**



## ALL-TIME LEADERS

## ALL-TIME PASSING LEADERS

	Player	Att.	Comp.	Yards	Pct.	TDs	Ints
1.	Gino Guidugli (2001-04)	1,556	880	11,453	.566	78	48
2.	<b>Desmond Ridder (2018-)</b>	1,272	793	10,095	.623	87	28
3.	Gunner Kiel (2014-16)	833	505	6,835	.606	56	26
4.	Danny McCoin (1984-87)	899	544	6,801	.605	39	26
5.	Hayden Moore (2015-18)	954	545	6,518	.571	42	28
6.	Zach Collaros (2008-11)	783	485	6,278	.619	51	26
7.	Deontey Kenner (1997-00)	922	498	6,278	.540	31	37
8.	Tony Pike (2007-09)	682	421	5,018	.617	49	20
9.	Greg Cook (1966-68)	655	332	4,906	.507	34	35
10.	Lance Harp (1991-93)	788	397	4,803	.504	33	33
11.	Brendon Kay (2008-13)	541	354	4,847	.654	32	14

## ALL-TIME RUSHING LEADERS

	Player	Att.	Yds.	Avg.	TDs
1.	Reggie Taylor (1983-86)	876	4,242	4.84	24
2.	DeMarco McCleskey (1998-02)	777	3,487	4.49	37
3.	Isaiah Pead (2008-11)	545	3,288	6.03	27
4.	Allen Harvin (1978-82)	593	2,998	5.06	15
5.	David Small (1991-93)	630	2,963	4.70	31
6.	Michael Warren II (2017-19)	559	2,918	5.20	34
7.	Robert Cooper (1996-99)	561	2,786	4.97	16
8.	James Bettis (1978-81)	533	2,498	4.69	8
9.	Mike Boone (2014-17)	420	2,250	5.40	24
10.	Al McKinney (1985-88)	480	2,223	4.63	12

## ALL-TIME SCORING LEADERS

	Player	TDs	PATs	FGs	Pts.
1.	Jacob Rogers (2007-10)	0	186	51	339
2.	Jonathan Ruffin (1999-02)	0	129	62	315
3.	Tony Miliano (2011-)	0	152	41	275
4.	DeMarco McCleskey (1998-02)	41	0	0	248
5.	Jim O'Brien (1967-69)	21	61	20	247
6.	Andrew Gantz (2014-15)	0	109	39	226
7.	Michael Warren II (2017-19)	37	0	0	222
8.	Steve Schultz (1976-79)	0	98	35	203
9.	Eric Richards (1994-97)	0	79	35	202
10.	Isaiah Pead (2008-11)	33	0	0	198
	David Small (1991-93)	33	0	0	198

## ALL-TIME RECEIVING LEADERS (Receptions)

	Player	No.	Yds.	Avg./C	TDs
1.	Shaq Washington (2010-15)	240	2,563	10.7	11
2.	Mardy Gilyard (2005-09)	204	3,003	15.5	25
	Dominick Goodman (2005-08)	204	2,512	12.3	22
	LaDaris Vann (1999-02)	204	2,483	12.2	14
5.	Anthony McClung (2010-13)	175	2,378	13.4	15
6.	Kahlil Lewis (2015-18)	168	2,116	12.6	21
7.	D.J. Woods (2008-11)	152	2,156	13.6	14
8.	Armon Binns (2007-10)	138	2,008	14.6	21
9.	<b>Alec Pierce (2018-current)</b>	<b>104</b>	<b>1,834</b>	<b>17.6</b>	<b>13</b>
10.	Tye Keith (1999-02)	135	1,832	13.6	9

## ALL-TIME INTERCEPTION LEADERS

	Player	No.	Yds.	Avg.	TDs
1.	Mike Mickens (2005-08)	14	296	21.1	3
2.	DeAngelo Smith (2005-08)	12	179	14.9	2
	Blue Adams (1998-02)	12	177	14.8	2
	Jocelyn Brogella (1990-93)	12	263	21.9	0
5.	Ed Bolis (1970-72)	11	80	7.3	0
6.	<b>Coby Bryant (2017-current)</b>	<b>10</b>	<b>120</b>	<b>12.0</b>	<b>0</b>

## ALL-TIME SACKS LEADERS

	Player	QB Sacks
1.	Antwan Peek (1998-2002)	27.0
2.	Andre Frazier (2001-04)	22.5
3.	Anthony Hoke (2004-07)	22.0
4.	Derek Wolfe (2008-11)	19.5
5.	Silverberry Mouhon (2012-15)	19.0
6.	Trent Cole (2002-04)	18.5
7.	Nate Dingle (1990-93)	18.0
	George Jamison (1980-83)	18.0
9.	Walter Stewart (2008-12)	17.5
10.	Dan Giordano (2008-12)	16.5
	Terrill Byrd (2005-08)	16.5

## ALL-TIME TACKLES LEADERS

	Player	Solos	Asst.	Total
1.	Karl Woods (1977-80)	211	291	502
2.	Phillip Curry (1994-97)	268	219	487
3.	Brad Jackson (1994-97)	216	176	392
4.	Zach Edwards (2012-16)	229	152	381
5.	Mike Brookins (1979-81)	190	166	356
6.	Alex Gordon (1983-86)	180	192	352
7.	Hassan Champion (1995-98)	184	167	351
	Joe Olding (1979-82)	176	175	351
8.	Doug Monaghan (2001-04)	200	138	338
10.	JK Schaffer (2008-11)	182	155	337

## ALL-TIME TACKLES FOR A LOSS LEADERS

	Player	TFLs
1.	Antwan Peek (1998-2002)	56.0
2.	Trent Cole (2002-04)	48.0
3.	Nate Dingle (1990-93)	46.0
4.	Phillip Curry (1994-97)	45.0
5.	Andre Frazier (2001-04)	44.5
6.	Terrill Byrd (2005-08)	42.0
7.	Alex Gordon (1983-86)	38.0
8.	Derek Wolfe (2008-11)	37.0
	George Jamison (1980-83)	37.0
10.	Andrew Stewart (1986-88)	36.0

## ALL-TIME KICKOFF RETURN LEADERS

	Player	No.	Yds.	Avg.	TDs
1.	Mardy Gilyard (2005-09)	93	2,657	28.6	4
2.	Ralph David Abernathy IV (2011-13)	87	2,186	25.1	1
3.	Brian Jenkins (1990-93)	62	1,506	24.3	0
4.	<b>Tre Tucker (2019-current)</b>	<b>59</b>	<b>1,496</b>	<b>25.4</b>	<b>2</b>
5.	Dominick Goodman (2005-08)	55	1,199	21.8	0
6.	Robert Tate (1993-96)	41	1,083	26.4	1
7.	Lloyd Pate (1966-68)	50	994	19.9	1
8.	Al McKinney (1985-88)	49	985	20.1	0
9.	Johnny Holton (2014-15)	45	942	20.9	0
10.	Joe Abrams (1988-92)	44	870	19.8	0

## ALL-TIME PUNT RETURN LEADERS

	Player	No.	Yds.	Avg.	TDs
1.	Tinker Keck (1997-99)	68	804	11.8	4
2.	Gene Gibson (1949-50)	37	760	20.5	5
3.	Robert Tate (1993-96)	73	637	8.7	0
4.	<b>Ryan Montgomery (2019-current)</b>	<b>61</b>	<b>585</b>	<b>9.6</b>	<b>0</b>
5.	Tom Marvaso (1974-75)	73	575	7.9	2
6.	Billy Hunter (1970-72)	55	473	8.6	1
7.	Lamont Patterson (1979-82)	60	443	7.4	0
8.	Dom Del Bene (1951-53)	38	396	10.4	1
9.	D.J. Woods (2008-11)	45	375	8.3	0

## OFFENSIVE RECORDS

## RUSHING

## GAME RECORDS

## Rushing Attempts

1.	45	Steve Cowan vs. Ohio.....	1970
2.	41	DeMarco McCleskey vs. ECU.....	1998
3.	39	Lloyd Pate vs. Wichita State.....	1967
4.	37	Robert Cooper vs. Miami (OH).....	1999
5.	36	Robert Cooper vs. Memphis.....	1999
	36	Daryl Royal vs. Miami (OH).....	1996
	36	Reggie Taylor vs. Miami (OH).....	1986
	36	David Small vs. Toledo.....	1993
9.	35	Reggie Harrison at Ohio.....	1973
	35	DeMarco McCleskey vs. Houston.....	1998
	35	Michael Warren II at UCLA.....	2018

## Rushing Yards

1.	306	Bob Hynes vs. Case Western Reserve.....	1923
2.	282	Daryl Royal vs. Miami (OH).....	1996
3.	267	Clem Turner vs. Kansas State.....	1966
4.	266	Steve Cowan vs. Ohio.....	1970
5.	259	Reggie Taylor vs. Miami (OH).....	1986
6.	238	Richard Hall vs. Miami (OH).....	2004
7.	234	DeMarco McCleskey vs. ECU.....	1998
8.	233	David Small vs. Kent State.....	1992
9.	219	David Small vs. Middle Tennessee State..	1991
10.	213	Isaiah Pead vs. Rutgers.....	2010

## Rushing Touchdowns

1.	6	Ike Stewart vs. Transylvania.....	1912
	6	Bob Heuck vs. Transylvania.....	1912
<b>3.</b>	<b>4</b>	<b>six times, last by Jerome Ford vs. UCF..</b>	<b>2021</b>

## Three Backs with 100+ Yards in a Game

1970	vs. Xavier	Albert Johnson.....	130
		Dick James.....	119
		Steve Cowan.....	105

## Two Backs with 100+ Yards in a Game

2018	vs. ECU	Charles McClelland.....	114
		Tavion Thomas.....	106
	vs. AAMU	Tavion Thomas.....	141
		Charles McClelland.....	121
2015	vs. UConn	Hosey Williams.....	140
		Mike Boone.....	117
2014	at Tulane	Rod Moore.....	124
		Mike Boone.....	113
2003	vs. ECU	Derrick Eddington.....	138
		Richard Hall.....	117
1991	at Kent State	Vince Powell.....	121
		David Small.....	118
1991	at Louisville	Vince Powell.....	140
		David Small.....	111
1985	at Louisville	Reggie Taylor.....	126
		Robert Williams.....	100
1977	vs. Tulsa	Gus Tucker.....	143
		Bob Massong.....	101
1966	vs. Kansas State	Clem Turner.....	267
		Tony Jackson.....	118
1964	vs. Tulsa	Brig Owens.....	163
		Al Nelson.....	106

## RUSHING

## SEASON RECORDS

## Rushing Attempts

1.	315	DeMarco McCleskey.....	2002
2.	264	Reggie Taylor.....	1985
3.	261	Michael Warren II.....	2019
4.	256	Reggie Taylor.....	1986
5.	246	James Bettis.....	1981
6.	244	Michael Warren II.....	2018
7.	243	George Winn.....	2012
8.	239	Steve Cowan.....	1970
9.	237	Isaiah Pead.....	2011
10.	233	Allen Harvin.....	1978

## Rushing Yards

1.	1,361	DeMarco McCleskey.....	2002
2.	1,334	George Winn.....	2012
3.	1,329	Michael Warren II.....	2018
4.	1,325	Reggie Taylor.....	1986
5.	1,283	Allen Harvin.....	1978
6.	1,265	Michael Warren II.....	2019
7.	1,259	Isaiah Pead.....	2011
8.	1,245	Robert Cooper.....	1999
<b>9.</b>	<b>1,242</b>	<b>Jerome Ford.....</b>	<b>2021</b>
10.	1,226	James Bettis.....	1981

## Rushing Average (Minimum 50 Attempts)

1.	8.77	Dick Goist.....	1953
2.	7.70	Charles McClelland.....	2018
3.	7.62	Joe Miller.....	1953
4.	7.54	Jim Niemann.....	1954
5.	7.20	Mike Boone.....	2015
6.	7.05	Roger Stephens.....	1947
7.	6.70	Isaiah Pead.....	2010
8.	6.60	Isaiah Pead.....	2010
9.	6.40	Mike Boone.....	2014
10.	6.34	Dolph Banks.....	1965

## Rushing Touchdowns

<b>1.</b>	<b>19</b>	<b>Jerome Ford.....</b>	<b>2021</b>
	19	Michael Warren II.....	2018
3.	17	David Small.....	1993
4.	15	DeMarco McCleskey.....	2002
5.	14	Michael Warren II.....	2019
6.	13	George Winn.....	2012
	13	Al Nelson.....	1964
8.	12	Isaiah Pead.....	2011
9.	11	six times, last by DeMarco McCleskey ...	1998

## 100-Yard Games

1.	8	Reggie Taylor.....	1986
2.	7	Michael Warren II.....	2018 / 2019
	7	James Bettis.....	1981
	7	Allen Harvin.....	1978
4.	6	seven times, last by George Winn.....	2012

## Consecutive 100-Yard Games

1.	5	Allen Harvin.....	1978
	5	James Bettis.....	1980
	5	Reggie Taylor.....	1986
	5	David Small.....	1993
5.	4	six times, last by Michael Warren II.....	2018

## RUSHING

## CAREER RECORDS

## Rushing Attempts

1.	876	Reggie Taylor.....	1983-86
2.	777	DeMarco McCleskey.....	1998, 2000-02
3.	630	David Small.....	1991-93
4.	593	Allen Harvin.....	1978-82
5.	561	Robert Cooper.....	1996-99
6.	559	Michael Warren II.....	2017-19
7.	545	Isaiah Pead.....	2008-11
8.	533	James Bettis.....	1978-81
9.	495	Al Johnson.....	1969-71
<b>10.</b>	<b>491</b>	<b>Desmond Ridder.....</b>	<b>2018-</b>

## Rushing Yards

1.	4,242	Reggie Taylor.....	1983-86
2.	3,487	DeMarco McCleskey.....	1998, 2000-02
3.	3,288	Isaiah Pead.....	2008-11
4.	2,998	Allen Harvin.....	1978-82
5.	2,963	David Small.....	1991-93
6.	2,918	Michael Warren II.....	2017-19
7.	2,786	Robert Cooper.....	1996-99
8.	2,498	James Bettis.....	1978-81
9.	2,250	Mike Boone.....	2014-17
10.	2,223	Al McKinney.....	1985-88

## Rushing Average (Min. 150 Attempts)

1.	6.65	Roger Stephens.....	1946-48
2.	6.07	Dom Del Bene.....	1951-53
<b>3.</b>	<b>6.30</b>	<b>Jerome Ford.....</b>	<b>2020-</b>
4.	6.00	Isaiah Pead.....	2008-11
5.	5.60	Gerrid Doaks.....	2016-
6.	5.52	Bill Bailey.....	1963-65
7.	5.40	Mike Boone.....	2014-17
8.	5.33	George Winn.....	2009-12
9.	5.25	Jim Niemann.....	1954-56
10.	5.20	Michael Warren II.....	2017-19

## Rushing Touchdowns

1.	37	DeMarco McCleskey.....	1998, 2000-02
2.	34	Michael Warren II.....	2017-19
3.	31	David Small.....	1991-93
<b>4.</b>	<b>28</b>	<b>Desmond Ridder.....</b>	<b>2018-</b>
<b>5.</b>	<b>27</b>	<b>Isaiah Pead.....</b>	<b>2008-11</b>
	<b>27</b>	<b>Jerome Ford.....</b>	<b>2020-</b>
7.	25	Reggie Harrison.....	1971-73
8.	24	Mike Boone.....	2014-17
	24	Reggie Taylor.....	1983-86
10.	22	Bob Heuck.....	1910-12

## 300-Yard Games

1.	1	Bob Hynes.....	1923
----	---	----------------	------

## 200-Yard Games

1.	4	David Small.....	1991-93
2.	2	Robert Cooper.....	1999
	1	10 tied, last by Mike Boone (212).....	2014

## 100-Yard Games

1.	21	Reggie Taylor.....	1983-86
2.	14	Michael Warren II.....	2017-19
	14	DeMarco McCleskey.....	1998, 2000-02
	14	David Small.....	1991-93
5.	13	James Bettis.....	1978-81
6.	12	Allen Harvin.....	1978-82
7.	11	Isaiah Pead.....	2008-11

## PASSING

## GAME RECORDS

## Passing Attempts

1.	59	Deontey Kenner vs. Southern Miss.....	1999
2.	57	Gunner Kiel at Miami (Fla.).....	2014
3.	56	Hayden Moore at UConn.....	2016
	56	Greg Cook vs. Ohio.....	1968
5.	53	Hayden Moore at Memphis .....	2015
	53	Zach Collaros vs. USF.....	2010

## Passing Completions

1.	35	Deontey Kenner vs. Southern Miss.....	1999
	35	Greg Cook vs. Ohio.....	1968
3.	33	<b>Desmond Ridder at SMU.....</b>	<b>2018</b>
4.	32	Tony Pike vs. Illinois.....	2009
5.	31	Hayden Moore at Memphis .....	2015
	31	Gunner Kiel at Miami (Fla.).....	2014
	31	Gino Guidugli vs. Army.....	2001
	31	<b>Desmond Ridder @ USF.....</b>	<b>2021</b>

## Passing Yards

1.	557	Hayden Moore at Memphis .....	2015
2.	554	Greg Cook vs. Ohio.....	1968
3.	523	Gunner Kiel at Houston.....	2015
4.	480	Zach Collaros vs. Connecticut.....	2009
5.	463	Zach Collaros vs. USF.....	2010
6.	436	Gunner Kiel vs. ECU.....	2014
7.	431	Ben Mauk vs. Syracuse.....	2007
8.	427	Gunner Kiel vs. Temple.....	2015
	418	Gunner Kiel vs. Toledo .....	2014
10.	407	Deontey Kenner vs. Southern Miss.....	1999
	407	Greg Cook vs. Miami (OH).....	1968

## Passing Touchdowns

1.	6	Gunner Kiel vs. Toledo .....	2014
	6	Tony Pike vs. Illinois.....	2009
3.	5	Gunner Kiel vs. UCF.....	2015
	5	Zach Collaros at Louisville.....	2010
	5	Gino Guidugli vs. Southern Miss.....	2004
6.	4	<b>25x, last by Desmond Ridder vs. Miami.....</b>	<b>2021</b>

## Pass Interceptions

1.	6	Mike Shoemaker vs. Xavier.....	1972
2.	5	4 times, last Dustin Grutza at Miami (OH)....	2005

## SEASON RECORDS

## Passing Attempts

1.	472	Gino Guidugli.....	2002
2.	425	Gino Guidugli.....	2003
3.	411	Greg Cook.....	1968
4.	390	Gunner Kiel.....	2014
5.	386	Ben Mauk.....	2007
6.	383	Zach Collaros.....	2010
7.	379	Deontey Kenner .....	1999
8.	369	Danny McCoin.....	1986
9.	360	Brendon Kay.....	2013
10.	355	<b>Desmond Ridder .....</b>	<b>2021</b>

## Passing Completions

1.	258	Gino Guidugli.....	2002
2.	247	Brendon Kay.....	2013
3.	237	Danny McCoin.....	1986
4.	235	Ben Mauk.....	2007
5.	234	<b>Desmond Ridder .....</b>	<b>2021</b>
6.	233	Gunner Kiel.....	2014
7.	227	Gino Guidugli.....	2003
8.	225	Zach Collaros.....	2010
9.	219	Greg Cook.....	1968
10.	211	Tony Pike.....	2009

## Passing Yards

1.	3,543	Gino Guidugli.....	2002
2.	3,272	Greg Cook.....	1968
3.	3,254	Gunner Kiel.....	2014
4.	3,121	Brendon Kay.....	2013
	3,121	Ben Mauk.....	2007
6.	3,180	<b>Desmond Ridder .....</b>	<b>2021</b>
7.	2,902	Zach Collaros.....	2010
8.	2,831	Danny McCoin.....	1986
9.	2,777	Gunner Kiel.....	2015
	2,704	Gino Guidugli.....	2003

## Passing Completion Percentage (Min. 100 Att.)

1.	.750	Zach Collaros.....	2009
2.	.686	Brendon Kay.....	2013
3.	.659	<b>Desmond Ridder .....</b>	<b>2021</b>
4.	.652	Gunner Kiel.....	2015
5.	.642	Danny McCoin.....	1986
6.	.630	Brendon Kay.....	2012
7.	.626	Eric Vibberts .....	1994
8.	.624	Desmond Ridder.....	2018
	.624	Tony Pike.....	2009
10.	.614	Tony Pike.....	2008

## Passing Yards per Completion (Min. 50 Completions)

1.	18.74	Albert Johnson.....	1969
2.	16.22	Gene Rossi.....	1951
3.	15.59	Gene Rossi.....	1952
4.	15.42	Zach Collaros.....	2009
5.	15.07	Greg Cook.....	1967
6.	14.98	Mike Murphy .....	1954
7.	14.97	Tom O'Malley.....	1949
8.	14.94	Greg Cook.....	1968
9.	14.92	Brendon Kay.....	2012
10.	14.71	Gene Rossi.....	1950

## Passing Efficiency (Min. 100 Attempts)

1.	195.53	Zach Collaros.....	2009
2.	164.78	<b>Desmond Ridder .....</b>	<b>2021</b>
3.	163.07	Brendon Kay.....	2012
4.	155.50	Brendon Kay.....	2013
5.	151.89	Gunner Kiel.....	2015
6.	151.85	Nick Davila.....	2006
7.	150.64	Ben Mauk.....	2007
8.	149.82	Tony Pike.....	2009
8.	149.74	Gene Rossi.....	1952
10.	149.39	Gunner Kiel.....	2014

## Passing Touchdowns

1.	31	Gunner Kiel.....	2014
	31	Ben Mauk.....	2007
3.	30	<b>Desmond Ridder .....</b>	<b>2021</b>
4.	29	Tony Pike.....	2009
5.	26	Zach Collaros.....	2010
	26	Gino Guidugli.....	2004
7.	25	Greg Cook.....	1968
8.	22	Brendon Kay.....	2013
	22	Gino Guidugli.....	2002
10.	20	<b>Desmond Ridder .....</b>	<b>2018</b>

## Pass Interceptions

1.	21	Gino Guidugli.....	2002
2.	20	Troy Bodine.....	1984
3.	19	Eric Vibberts .....	1995
4.	17	Greg Cook.....	1968
5.	16	Lance Harp.....	1992

## Passing Touchdown-Interception Margin

1.	+23	Tony Pike.....	2009
2.	+22	Ben Mauk.....	2007
	<b>+22</b>	<b>Desmond Ridder .....</b>	<b>2021</b>
4.	+18	Gunner Kiel.....	2014
	+18	Gino Guidugli.....	2004

## CAREER RECORDS

## Passing Attempts

1.	1,556	Gino Guidugli.....	2001-04
2.	1,272	<b>Desmond Ridder .....</b>	<b>2018-</b>
3.	954	Hayden Moore.....	2015-18
4.	922	Deontey Kenner.....	1997-2000
5.	899	Danny McCoin.....	1984-87
6.	833	Gunner Kiel.....	2014-16
7.	788	Lance Harp.....	1991-93
8.	783	Zach Collaros.....	2008-11
9.	682	Tony Pike.....	2007-09
10.	658	Danny Barrett.....	1980-82

## Passing Completions

1.	880	Gino Guidugli.....	2001-04
2.	793	<b>Desmond Ridder .....</b>	<b>2018-</b>
3.	545	Hayden Moore.....	2015-18
4.	544	Danny McCoin.....	1984-87
5.	505	Gunner Kiel.....	2014-16
6.	498	Deontey Kenner.....	1997-2000
7.	485	Zach Collaros.....	2008-11
8.	421	Tony Pike.....	2007-09
9.	397	Lance Harp.....	1991-93
10.	388	Dustin Grutza.....	2005-08

## Completion Percentage (Min. 200 Att.)

1.	.654	Brendon Kay.....	2009-13
2.	.624	Zach Collaros.....	2008-10
3.	.623	<b>Desmond Ridder .....</b>	<b>2018-</b>
4.	.617	Tony Pike.....	2007-09
5.	.609	Ben Mauk.....	2007
6.	.606	Gunner Kiel.....	2014-16
7.	.605	Danny McCoin.....	1984-87
8.	.601	Dustin Grutza.....	2005-08
9.	.571	Hayden Moore.....	2015-18
10.	.566	Gino Guidugli.....	2001-04

## Passing Yards

1.	11,453	Gino Guidugli.....	2001-04
2.	10,095	<b>Desmond Ridder .....</b>	<b>2018-</b>
3.	6,835	Gunner Kiel.....	2014-16
4.	6,801	Danny McCoin.....	1984-87
5.	6,518	Hayden Moore.....	2015-18
6.	6,278	Zach Collaros.....	2008-11
	6,278	Deontey Kenner.....	1997-2000
8.	5,018	Tony Pike.....	2007-09
9.	4,906	Greg Cook.....	1966-68
10.	4,803	Lance Harp.....	1991-93

## Passing Yards Per Completion (Min. 100 Comp.)

1.	16.18	Mike Murphy .....	1953-55
2.	15.86	Albert Johnson.....	1969-71
3.	15.58	Gene Rossi.....	1949-52
4.	14.78	Greg Cook.....	1966-68
5.	14.38	Tom O'Malley.....	1947-49
6.	14.33	Brig Owens.....	1963-64
7.	13.84	Tony Kapetanis.....	1977-79
8.	13.82	Chad Plummer .....	1995-98
9.	13.59	Zach Collaros.....	2008-10
10.	13.53	Gunner Kiel.....	2014-16

## OFFENSIVE RECORDS

## Touchdown Passes

1.	87	Desmond Ridder .....	2018-
2.	78	Gino Guidugli .....	2001-04
3.	56	Gunner Kiel .....	2014-16
4.	51	Zach Collaros .....	2008-10
5.	49	Tony Pike .....	2007-09
6.	42	Hayden Moore .....	2015-18
7.	39	Danny McCoin .....	1984-87
8.	37	Gene Rossi .....	1949-52
9.	34	Greg Cook .....	1966-68
10.	32	Brendon Kay .....	2009-13

## Pass Interceptions

1.	48	Gino Guidugli .....	2001-04
2.	37	Deontey Kenner .....	1997-2000
	37	Danny Barrett .....	1979-82
4.	35	Greg Cook .....	1966-68
5.	34	Gene Rossi .....	1949-52
	34	Tony Kapetanis .....	1977-79
7.	33	Lance Harp .....	1991-93
8.	28	Desmond Ridder .....	2018-
	28	Hayden Moore .....	2015-18
	28	Troy Bodine .....	1983-84
	28	Henry Miller .....	1973-76

## Passing Touchdown-Interception Margin

1.	+59	Desmond Ridder .....	2018-
2.	+30	Gino Guidugli .....	2001-04
	+30	Gunner Kiel .....	2014-16
4.	+29	Tony Pike .....	2007-09
5.	+22	Ben Mauk .....	2007

## Consecutive 250+ Yard Passing Games

1.	8	Greg Cook .....	1968
2.	7	Brendon Kay .....	2013

## RECEIVING

## GAME RECORDS

## Receptions

1.	15	Shaq Washington at ECU .....	2015
2.	13	Tom Rossley vs. Wichita State .....	1968
	13	Jon Olinger vs. Miami (OH) .....	2002
4.	12	Seven times, last by Kahlil Lewis at SMU .....	2018

## Receiving Yards

1.	254	Tom Rossley vs. Louisville .....	1968
2.	240	Jon Olinger vs. Miami (OH) .....	2002
3.	221	Chris Moore at Ohio State .....	2014
	212	Jim O'Brien vs. Ohio .....	1968
4.	210	Marcus Barnett vs. West Virginia .....	2007
5.	203	Kahlil Lewis vs. ECU .....	2018
6.	196	Jim O'Brien vs. Tampa .....	1968

## Receiving Touchdowns

1.	3	Kahlil Lewis vs. ECU .....	2016
	3	Chris Moore at Ohio State .....	2014
	3	Armon Binns at Louisville .....	2010
	3	Marcus Barnett vs. Syracuse .....	2007
	3	Hannibal Thomas vs. Southern Miss. ....	2004
	3	Jon Olinger at ECU .....	2002
	3	Deno Foster at Louisville .....	1983
	3	Jim O'Brien vs. Tampa .....	1968

## SEASON RECORDS

## Receptions

1.	90	Shaq Washington .....	2015
2.	87	Mardy Gilyard .....	2009
3.	84	Dominick Goodman .....	2008
4.	81	Mardy Gilyard .....	2008
5.	80	Tom Rossley .....	1968*
6.	75	Armon Binns .....	2010
	75	Shaq Washington .....	2013
8.	73	LaDaris Vann .....	2001
9.	71	LaDaris Vann .....	2002
10.	68	Dominick Goodman .....	2007

\*-10 game season

## Receiving Yards

1.	1,276	Mardy Gilyard .....	2008
2.	1,191	Mardy Gilyard .....	2009
3.	1,114	Jon Olinger .....	2002
4.	1,107	Jim O'Brien .....	1968*
5.	1,101	Armon Binns .....	2010
6.	1,072	Tom Rossley .....	1968*
7.	1,028	Dominick Goodman .....	2008
	1,028	Hannibal Thomas .....	2004
9.	982	Shaq Washington .....	2015
	908	Anthony McClung .....	2013

\*-10 game season

## Yards Per Reception [Min. 20 Rec.]

1.	25.16	Jim O'Brien .....	1968*
2.	22.40	Chris Moore .....	2014
3.	21.80	Chris Moore .....	2015
4.	21.75	Jason Stargel .....	1985
5.	21.25	Jason Stargel .....	1983
6.	21.04	Jim O'Brien .....	1969
7.	20.62	Jon Olinger .....	2002
8.	19.67	Aaron Hagans .....	1979
9.	19.48	Anthony Ladd .....	1996
10.	19.46	Robert Tate .....	1995

\*-10 game season

## Touchdown Receptions

1.	13	Marcus Barnett .....	2007
2.	12	Jim O'Brien .....	1968*
3.	11	Armon Binns .....	2009
	11	Mardy Gilyard .....	2009
	11	Mardy Gilyard .....	2008
6.	10	Armon Binns .....	2010
7.	9	Kahlil Lewis .....	2018
	9	Chris Moore .....	2013
	9	Hannibal Thomas .....	2004
	9	Jim Kelly .....	1950

\*-10 game season

## CAREER RECORDS

## Receptions

1.	240	Shaq Washington .....	2010-15
2.	204	Mardy Gilyard .....	2005; 2007-09
	204	Dominick Goodman .....	2005-08
	204	.....	LaDaris Vann

1999-2002

5.	168	Kahlil Lewis .....	2015-18
6.	159	D.J. Woods .....	2008-11
7.	138	Armon Binns .....	2007-10
8.	135	Tye Keith .....	1999-2002
9.	127	Marcus Barnett .....	2007-10
10.	125	Marlon Pearce .....	1990-92

## Receiving Yards

1.	3,003	Mardy Gilyard .....	2005; 2007-09
2.	2,563	Shaq Washington .....	2010-15
3.	2,512	Dominick Goodman .....	2005-08
4.	2,483	LaDaris Vann .....	1999-2002
5.	2,301	Chris Moore .....	2012-15
6.	2,285	Jim O'Brien .....	1967-69
7.	2,156	D.J. Woods .....	2008-11
8.	2,116	Kahlil Lewis .....	2018
9.	2,096	Marlon Pearce .....	1990-92
10.	2,088	Jason Stargel .....	1982-86

## Yards Per Reception [Min. 50 Rec.]

1.	21.9	Jim O'Brien .....	1967-69
2.	19.7	Mekale McKay .....	2013-15
	19.7	Jason Stargel .....	1982-86
4.	19.3	Chris Moore .....	2012-15
5.	18.7	Jon Olinger .....	1999-2002
6.	18.4	Glen Dillhoff .....	1951-54
7.	18.1	Denny Jackson .....	1968-69
8.	17.6	Alec Pierce .....	2018-
9.	17.1	Deno Foster .....	1981-84
10.	16.9	Dick Jarvis .....	1950-51

## Touchdown Receptions

1.	26	Chris Moore .....	2012-15
2.	25	Mardy Gilyard .....	2005; 2007-09
3.	22	Dominick Goodman .....	2005-08
4.	21	Kahlil Lewis .....	2015-18
	21	Armon Binns .....	2007-10
	21	Jim O'Brien .....	1967-69

## Consecutive Games With A Reception

1.	46	LaDaris Vann .....	1999-2002
2.	39	Shaq Washington .....	2010-15
3.	33	Jason Stargel .....	1982-86
4.	32	Dominick Goodman .....	2005-08
5.	27	Tye Keith .....	2000-02
	26	Jon Olinger .....	2001-02

**ALL-PURPOSE YARDS** (Rushing, Receiving and Returns)**Game**

1.	381	Mardy Gilyard at Pittsburgh .....	2009
2.	365	Mardy Gilyard at Oklahoma .....	2008
3.	333	Robert Tate at Kansas .....	1995
4.	316	Robert Tate vs. Toledo .....	1995
5.	306	Bob Hynes vs. Case-Western Reserve .....	1923
6.	303	Mardy Gilyard vs. Connecticut .....	2009
7.	294	Clem Turner vs. Kansas State .....	1966
8.	291	D.J. Woods vs. Rutgers .....	2010
	288	Reggie Taylor vs. Miami (OH) .....	1986
10.	283	D.J. Woods, vs. Oklahoma .....	2010
	283	LaDaris Vann at ECU .....	1999

**Season**

1.	2,690	Mardy Gilyard .....	2009
2.	2,280	Mardy Gilyard .....	2008
3.	1,859	D.J. Woods .....	2010
4.	1,729	DeMarco McCleskey .....	2002
5.	1,685	Robert Tate .....	1995
6.	1,652	Isaiah Pead .....	2011
7.	1,643	Reggie Taylor .....	1986
8.	1,572	Roger Stephens .....	1947
9.	1,561	Kahlil Lewis .....	2018
10.	1,471	Reggie Taylor .....	1985

**Career**

1.	5,945	Mardy Gilyard .....	2005-09
2.	5,322	Reggie Taylor .....	1983-86
3.	4,113	DeMarco McCleskey .....	1998, 2000-02
4.	4,104	Isaiah Pead .....	2008-11
5.	4,036	Al McKinney .....	1985-88
6.	3,799	Michael Warren II .....	2017-19
7.	3,738	Dominick Goodman .....	2005-08
8.	3,663	Allen Harvin .....	1978-82
9.	3,542	Robert Cooper .....	1996-99
10.	3,405	DJ Woods .....	2008-11

**TOTAL OFFENSE** (Rushing and Passing)**GAME RECORDS****Total Plays**

1.	67	Desmond Ridder at SMU .....	2018
2.	65	Zach Collaros vs. Connecticut .....	2010
3.	64	Ben Mauk vs. Southern Miss .....	2007
	64	Greg Cook vs. Ohio .....	1968
5.	63	Zach Collaros vs. USF .....	2010
6.	62	Deontey Kenner at Southern Miss .....	1999
7.	60	Deontey Kenner at Ohio State .....	1999
8.	59	Gino Guidugli vs. UAB .....	2004
9.	58	Gino Guidugli vs. Ohio State .....	2002
	58	Deontey Kenner vs. Troy .....	1999

**Total Yards**

1.	564	Hayden Moore at Memphis .....	2015
2.	555	Zach Collaros vs. Connecticut .....	2009
3.	525	Greg Cook vs. Ohio .....	1968
4.	490	Zach Collaros vs. USF .....	2010
5.	436	Ben Mauk vs. Syracuse .....	2007
6.	426	Deontey Kenner at Southern Miss .....	1999
7.	410	Zach Collaros at USF .....	2011
8.	412	Bob Hynes vs. Case-Western Reserve .....	1923
9.	407	Deontey Kenner at Ohio State .....	1999
10.	404	Gino Guidugli vs. Louisville .....	2003

**SEASON RECORDS****Total Plays**

1.	541	Gino Guidugli .....	2002
2.	507	Greg Cook .....	1968
3.	504	Zach Collaros .....	2011
4.	501	Gino Guidugli .....	2003
5.	486	Ben Mauk .....	2007
6.	469	Desmond Ridder .....	2019
7.	460	Desmond Ridder .....	2018
8.	453	Gunner Kiel .....	2014
9.	439	Danny McCain .....	1986
10.	433	Deontey Kenner .....	1999

**Total Yards**

1.	3,570	Gino Guidugli .....	2002
2.	<b>3,550</b>	<b>Desmond Ridder .....</b>	<b>2021</b>
3.	3,498	Ben Mauk .....	2008
4.	3,396	Gunner Kiel .....	2014
5.	3,210	Greg Cook .....	1968
6.	3,104	Zach Collaros .....	2011
7.	<b>3,028</b>	<b>Desmond Ridder .....</b>	<b>2018</b>
8.	<b>2,888</b>	<b>Desmond Ridder .....</b>	<b>2020</b>
9.	2,874	Hayden Moore .....	2017
10.	2,870	Gino Guidugli .....	2003

**CAREER RECORDS****Total Plays**

1.	1,791	Gino Guidugli .....	2001-04
2.	1,179	Hayden Moore .....	2015-18
3.	1,091	Danny McCain .....	1984-87
4.	1,051	Zach Collaros .....	2008-11
5.	1,035	Deontey Kenner .....	1997-2000
6.	955	Lance Harp .....	1991-93
7.	935	Gunner Kiel .....	2014-16
8.	929	Desmond Ridder .....	2018-
9.	892	Danny Barrett .....	1979-82
10.	869	Dustin Grutza .....	2005-08

**Total Yards**

1.	<b>12,289</b>	<b>Desmond Ridder .....</b>	<b>2018-</b>
2.	11,661	Gino Guidugli .....	2001-04
3.	7,000	Gunner Kiel .....	2014-16
4.	7,087	Zach Collaros .....	2008-11
5.	7,021	Hayden Moore .....	2015-18
6.	6,558	Deontey Kenner .....	1997-2000
7.	6,210	Danny McCain .....	1984-87
8.	5,018	Tony Pike .....	2007-09
9.	4,909	Lance Harp .....	1991-93
10.	4,760	Greg Cook .....	1965-68

**SCORING****GAME RECORDS****Touchdowns**

1.	8	Ike Stewart vs. Transylvania .....	1912
2.	6	Bob Heuck vs. Transylvania .....	1912
3.	5	Isaiah Pead vs. Rutgers .....	2010
4.	<b>4</b>	<b>Jerome Ford vs. UCF .....</b>	<b>2021</b>
	4	Michael Warren II vs. USF .....	2018
	4	DeMarco McCleskey at Ark. State .....	1998
	4	DeMarco McCleskey vs. Houston .....	1998
	4	David Small vs. Houston .....	1993

**SEASON RECORDS****Touchdowns**

1.	20	Jerome Ford .....	2021
	20	Michael Warren II .....	2018
3.	17	DeMarco McCleskey .....	2002
	17	David Small .....	1993
5.	16	Michael Warren II .....	2019
6.	15	Isaiah Pead .....	2011
	15	Ed Kovac .....	1959
8.	14	Marcus Barnett .....	2007
9.	13	George Winn .....	2012
	13	Mardy Gilyard .....	2009

**CAREER RECORDS****Touchdowns**

1.	41	DeMarco McCleskey .....	1998, 2000-02
2.	37	Michael Warren II .....	2017-19
3.	33	David Small .....	1991-93
4.	33	Isaiah Pead .....	2008-11
5.	31	Mardy Gilyard .....	2005-09
6.	<b>29</b>	<b>Desmond Ridder .....</b>	<b>2018-</b>
7.	<b>28</b>	<b>Jerome Ford .....</b>	<b>2020-</b>
8.	27	Reggie Harrison .....	1971-73
9.	26	Chris Moore .....	2012-15
	26	Reggie Taylor .....	1983-86

**POINTS****GAME RECORDS****Total Points**

1.	51	Ike Stewart vs. Transylvania .....	1912
2.	36	Bob Heuck vs. Transylvania .....	1912
3.	25	Jim O'Brien vs. Louisville .....	1968
4.	<b>24</b>	<b>Jerome Ford vs. UCF .....</b>	<b>2021</b>

**SEASON RECORDS****Total Points**

1.	142	Jim O'Brien .....	1968
2.	120	Michael Warren II .....	2018
	<b>120</b>	<b>Jerome Ford .....</b>	<b>2021</b>
4.	112	Andrew Gantz .....	2015
5.	104	Jonathan Ruffin .....	2000
6.	102	Tony Miliano .....	2012
	102	Jacob Rogers .....	2009
	102	DeMarco McCleskey .....	2002
	102	David Small .....	1993
10.	101	Jonathan Ruffin .....	2002

**CAREER RECORDS****Total Points**

1.	339	Jacob Rogers .....	2007-10
2.	315	Jonathan Ruffin .....	1999-2002
3.	248	DeMarco McCleskey .....	1998, 2000-02
4.	247	Jim O'Brien .....	1967-69
5.	226	Andrew Gantz .....	2014-17
6.	222	Michael Warren II .....	2017-19
	203	Steve Schultz .....	1976-79
8.	202	Eric Richards .....	1994-97
9.	200	Tony Miliano .....	2011-14
10.	198	Isaiah Pead .....	2008-11
	198	David Small .....	1991-93

## KICKING RECORDS

## KICKING

## GAME RECORDS

## Extra Points Made

1.	12	Alonzo Weiss vs. Transylvania.....	1912
2.	9	<b>Cole Smith vs. Alabama A&amp;M.....</b>	<b>2018</b>
	9	Jacob Rogers vs. Rutgers.....	2010
	9	Steve Schultz vs. Louisiana-Monroe.....	1977
5.	8	<b>Cole Smith vs. ECU.....</b>	<b>2018</b>
6.	7	13 times, last by Sam Crosa at Marshall.	2019

## Field Goals Made

1.	4	10x, last by Andrew Gantz at Memphis.....	2015
----	---	---	------

## SEASON RECORDS

## Extra Points Made

1.	63	Jacob Rogers .....	2009
2.	54	<b>Cole Smith .....</b>	<b>2018</b>
3.	52	Andrew Gantz .....	2014
4.	51	Sam Crosa .....	2019
	51	Tony Miliano .....	2012
	51	Jacob Rogers .....	2007
7.	49	Andrew Gantz .....	2015
8.	47	Tony Miliano .....	2011
9.	44	Jonathan Ruffin.....	2002
10.	39	Kevin Lovell .....	2004

## Extra Points Attempted

1.	68	Jacob Rogers .....	2009
2.	56	<b>Cole Smith .....</b>	<b>2018</b>
3.	54	Andrew Gantz .....	2014
	54	Jacob Rogers .....	2007
5.	53	Tony Miliano .....	2012
6.	51	Sam Crosa .....	2019
7.	50	Andrew Gantz .....	2015
	50	Tony Miliano .....	2011
9.	46	Jonathan Ruffin.....	2002
10.	40	Jacob Rogers .....	2010
	40	Kevin Lovell .....	2004

## Extra Point Percentage (min. 20 att.)

1.	1.000	8 times, last by Sam Crosa (51-of-51)....	2019
----	-------	---	------

## Field Goals Made

1.	26	Jonathan Ruffin.....	2000
2.	21	Andrew Gantz .....	2015
3.	19	Jonathan Ruffin.....	2002
4.	18	Kevin Lovell .....	2006
5.	17	Tony Miliano .....	2012
	17	Tony Miliano .....	2011
	17	Tom Dallen .....	1993
8.	16	Andrew Gantz .....	2014
	16	Jacob Rogers .....	2008
	16	Eric Richards .....	1995

## Field Goals Attempted

1.	29	Jonathan Ruffin.....	2000
2.	28	Steve Schultz.....	1976
3.	27	Andrew Gantz .....	2015
	25	Tony Miliano .....	2011
	25	Jim O'Brien .....	1968
6.	24	Eric Richards .....	1995
7.	23	Jake Rogers.....	2008
	23	Kevin Lovell .....	2006
9.	22	Tony Miliano .....	2012
	22	Jonathan Ruffin.....	2002
	22	Tom Dallen .....	1993
	22	Dan Shepherd.....	1975

## Field Goal Percentage

1.	.909	Chris Manfredini (10-of-11).....	2003
2.	.897	Jonathan Ruffin (26-of-29) .....	2000
3.	.864	Jonathan Ruffin (19-of-22) .....	2002
4.	.800	Andrew Gantz (16-of-20).....	2014
5.	.786	Jacob Rogers (11-of-14).....	2010
	.786	Steve Schultz (11-of-14).....	1978

## Consecutive Games with a Field Goal

1.	11	Jonathan Ruffin.....	2000
2.	10	David Rowe.....	1991
3.	8	Andrew Gantz.....	2015
	8	Jonathan Ruffin.....	2002

## Points Scored By Kicking

1.	112	Andrew Gantz .....	2015
	104	Jonathan Ruffin.....	2000
2.	102	Tony Miliano .....	2012
	102	Jacob Rogers .....	2009
	101	Jonathan Ruffin.....	2002
5.	100	Andrew Gantz .....	2014

## CAREER RECORDS

## Extra Points Made

1.	186	Jacob Rogers .....	2007-10
2.	129	Jonathan Ruffin.....	1999-2002
3.	136	<b>Cole Smith .....</b>	<b>2018-</b>
4.	98	Tony Miliano .....	2011-14
	98	Steve Schultz.....	1976-79
6.	85	Kevin Lovell .....	2004-06
7.	79	Eric Richards .....	1994-97
8.	76	Phil Insalaco.....	1986-88
9.	61	Jim O'Brien .....	1967-69

## Extra Points Attempted

1.	195	Jacob Rogers .....	2007-10
2.	141	<b>Cole Smith .....</b>	<b>2018-</b>
3.	134	Jonathan Ruffin.....	1999-2002
4.	113	Andrew Gantz .....	2014-
5.	103	Tony Miliano .....	2011-14
	103	Steve Schultz.....	1976-79
7.	86	Kevin Lovell .....	2004-06
8.	81	Eric Richards .....	1994-97
9.	79	Phil Insalaco.....	1986-88
10.	68	Jim O'Brien .....	1967-69

## Extra Point Percentage (Min. 30 Att.)

1.	1.000	Sam Crosa (51-of-51).....	2019
	.988	Kevin Lovell (85-of-86) .....	2004-06
3.	.978	Eric Richards (89-of-91).....	1994-97
4.	.974	Mike Morton (37-of-38).....	1983-84
5.	.965	<b>Cole Smith (136-of-141) .....</b>	<b>2018-</b>

## Consecutive Extra Points Made

1.	82	Kevin Lovell .....	2004-06
2.	78	Andrew Gantz .....	2014-15
	65	Jonathan Ruffin.....	2000-2002
4.	64	Jacob Rogers .....	2008-09
5.	63	Eric Richards .....	1994-97
6.	51	Sam Crosa .....	2019
7.	38	Phil Insalaco.....	1986-88
8.	37	Jacob Rogers .....	2007
9.	36	Mike Morton .....	1983-84
10.	35	Tony Miliano .....	2012
	35	Jacob Rogers .....	2009

## Field Goals Made

1.	62	Jonathan Ruffin.....	1999-2002
2.	51	Jacob Rogers .....	2007-10
3.	41	Eric Richards .....	1994-97
4.	39	Andrew Gantz .....	2014-17
5.	35	Steve Schultz.....	1976-79
6.	34	Tony Miliano .....	2011-14
7.	33	Kevin Lovell .....	2004-06
8.	28	Phil Insalaco.....	1986-88
9.	25	Dan Shepherd.....	1973-75
10.	23	Tom Dallen .....	1993-94

## Field Goals Attempted

1.	79	Jonathan Ruffin.....	1999-2002
2.	75	Jacob Rogers .....	2007-10
3.	68	Steve Schultz.....	1976-79
4.	62	Eric Richards .....	1994-97
5.	49	Andrew Gantz .....	2014-17
6.	47	Tony Miliano .....	2011-14
	47	Kevin Lovell .....	2004-06
8.	44	Jim O'Brien.....	1967-69
9.	41	Phil Insalaco.....	1986-88
	41	Sal Casola .....	1972-73

## Field Goal Percentage

1.	.785	Jonathan Ruffin (62-of-79) .....	1999-2002
2.	.780	Andrew Gantz (39-of-50).....	2014-17
3.	.731	David Rowe (19-of-26) .....	1990-91
4.	.723	Tony Miliano (34-of-47).....	2011-14
5.	.714	Dan Shepherd (25-of-35) .....	1973-75
6.	.702	Kevin Lovell (33-of-47).....	2004-06
7.	.683	Phil Insalaco (28-of-41) .....	1986-88
8.	.680	Jacob Rogers (51-of-75).....	2007-10
9.	.677	Jim Fogler (21-of-31).....	1981-83
10.	.676	Tom Dallen (23-of-34).....	1993-94

## Consecutive Field Goals Made

1.	13	Jake Rogers .....	2007-08
	13	Jonathan Ruffin.....	2002
3.	12	Andrew Gantz .....	2012
	12	Jonathan Ruffin.....	2000
5.	11	Kevin Lovell .....	2006
6.	8	Jonathan Ruffin.....	2001
	8	Eric Richards .....	1997
8.	7	Jonathan Ruffin.....	2000
	7	Phil Insalaco.....	1987
	7	Kevin Lovell .....	2005-06

## Points Scored By Kicking

1.	339	Jacob Rogers .....	2007-10
2.	315	Jonathan Ruffin.....	1999-2002
3.	224	Andrew Gantz .....	2014-17
4.	203	Steve Schultz.....	1976-79
5.	202	Eric Richards .....	1994-97
6.	200	Tony Miliano .....	2011-14
7.	187	<b>Cole Smith .....</b>	<b>2018-</b>
8.	184	Kevin Lovell .....	2004-06
9.	160	Phil Insalaco.....	1986-88
10.	121	Jim O'Brien .....	1967-69

## Consecutive Games Scored In

1.	47	Jonathan Ruffin.....	1999-2002
2.	37	Jacob Rogers .....	2007-10
3.	28	Andrew Gantz .....	2014-15
4.	26	Tony Miliano .....	2011-pres.
5.	24	Jim O'Brien .....	1968-69

## PUNTING &amp; RETURN RECORDS

## PUNTING

## GAME RECORDS

## Punts

1.	13	Phil Peckich at Pittsburgh.....	1981
2.	12	4 times, last by Steve Smith at Louisville.	1996

## Punting Yards

1.	510	Steve Smith at Louisville .....	1996
2.	502	Mike Connell vs. Arizona State .....	1976
3.	460	Clem Fennell at North Texas State.....	1970
4.	456	Doug Johnson at Boston College .....	1997
5.	452	Steve Smith at Virginia Tech .....	1995

## Punting Average

1.	59.7	Pat O'Donnell vs NC State (3 punts).....	2011
	59.7	Kevin Huber vs. Marshall (3 punts).....	2007
3.	57.5	John Lloyd vs. USF (2 punts).....	2013
	55.0	John Lloyd vs. Temple (2 punts).....	2012
5.	54.0	Adam Wulfreck vs. Miami [OH] (2 punts)...	1999

## SEASON RECORDS

## Punts

1.	80	Phil Peckich.....	1981
2.	77	Jeff West.....	1974
3.	73	Jeff Jones.....	1990
4.	72	James Smith.....	2019
	72	Mike Connell.....	1976
5.	71	Clem Fennell.....	1972

## Punting Yards

1.	3,192	Jeff West.....	1974
2.	3,155	Phil Peckich.....	1981
3.	3,095	Mike Connell.....	1976
	3,053	James Smith.....	2019
4.	2,821	Jeff Jones.....	1990
5.	2,800	Adam Wulfreck.....	2001

## Punting Average (Min. 25 Punts)

1.	46.90	Kevin Huber.....	2007
2.	46.60	James Smith.....	2018
3.	46.30	Sam Geraci.....	2015
4.	45.00	Kevin Huber.....	2008
5.	43.80	Pat O'Donnell .....	2011

## CAREER RECORDS

## Punts

1.	241	Chet Ervin.....	2002-05
2.	236	Jeff Blaylock.....	1991-94
3.	235	James Smith.....	2017-20
	235	Shaun Burdick.....	1983-86
5.	216	Jeff Jones.....	1987-90

## Punting Yards

1.	10,245	James Smith.....	2017-20
2.	9,446	Chet Ervin.....	2002-05
3.	9,244	Shaun Burdick.....	1983-86
4.	9,008	Adam Wulfreck.....	1998-2001
5.	8,711	Jeff Blaylock.....	1991-94

## Punting Average (Min. 50 Punts)

1.	45.47	Kevin Huber.....	2005-08
2.	43.60	James Smith.....	2017-20
3.	42.60	Pat O'Donnell .....	2010-12
4.	42.51	Mike Connell.....	1974-77
5.	42.05	Adam Wulfreck.....	1998-2001

## RETURNS

## GAME RECORDS

## Kickoff Returns

1.	8	Mardy Gilyard at Pittsburgh .....	2009
	8	LaDaris Vann vs. ECU.....	1999
3.	7	Three Tied	

## Kickoff Return Yards

1.	256	Mardy Gilyard at Pittsburgh .....	2009
2.	246	Mardy Gilyard at Oklahoma .....	2008
3.	218	Roger Stephens vs. Dayton .....	1947
4.	207	Mardy Gilyard vs. Florida.....	2010
5.	192	Keith Jenkins vs. Houston.....	1975

## Kickoff Returns For Touchdowns

1.	1	Accomplished 21 times	
		last by Abernathy IV vs. Vanderbilt (2011)	

## Punt Returns

1.	7	3 times, last by Mike Daniels vs. WCU ....	2005
----	---	--	------

## Punt Return Yards

1.	161	Gene Gibson vs. Ohio .....	1949
2.	122	Tinker Keck vs. Louisville.....	1997
3.	103	Gene Gibson vs. Western Michigan .....	1949
4.	98	Errol Prisky vs. North Texas State.....	1963
5.	97	Tinker Keck vs. Miami [OH].....	1997

## Punt Return Touchdowns

1.	2	Tinker Keck vs. Louisville.....	1997
	2	Gene Gibson vs. Ohio .....	1949
2.	1	Accomplished 25 times	

## SEASON RECORDS

## Kickoff Returns

1.	42	Mardy Gilyard .....	2009
2.	39	Ralph David Abernathy IV.....	2011
3.	36	Mardy Gilyard .....	2008
4.	33	Donald McKnight.....	1998
5.	32	Ralph David Abernathy IV.....	2012

## Kickoff Return Yards

1.	1,281	Mardy Gilyard .....	2009
2.	1,034	Ralph David Abernathy IV.....	2011
3.	994	Mardy Gilyard .....	2008
4.	801	Ralph David Abernathy IV.....	2012
5.	652	Russell Cooper .....	1980

## Kickoff Return Average (Min. 1.5 KOR/6)

1.	34.33	Robert Tate .....	1995
2.	31.50	Chris Hewitt.....	1993
3.	30.50	Mardy Gilyard .....	2009
4.	29.13	Keith Jenkins .....	1975
5.	27.73	Tom Marvaso .....	1974

## Kickoff Returns For Touchdowns

1.	2	Mardy Gilyard .....	2008
----	---	---------------------	------

## Punt Returns

1.	38	Tinker Keck.....	1997
	38	Charley Bland .....	1973
3.	37	Tom Marvaso .....	1975
4.	36	Tye Keith.....	2002
5.	35	LaDaris Vann.....	2001

## Punt Return Yards

1.	577	Tinker Keck.....	1997
2.	438	Gene Gibson.....	1949
3.	342	Tom Marvaso .....	1974
4.	322	Gene Gibson.....	1950

5.	302	Charley Bland .....	1973
----	-----	---------------------	------

## Punt Return Average (Min. 10 Returns)

1.	20.86	Gene Gibson .....	1949
2.	20.12	Gene Gibson .....	1950
3.	19.82	Jack Delaney .....	1951
4.	17.36	Billy Hunter .....	1972
5.	16.23	Dom Del Bene.....	1951

## Punt Return Touchdowns

1.	4	Tinker Keck.....	1997
2.	3	Gene Gibson.....	1949

## CAREER RECORDS

## Kickoff Returns

1.	93	Mardy Gilyard .....	2005-09
2.	87	Ralph David Abernathy IV.....	2011-14
3.	62	Brian Jenkins.....	1990-93
4.	55	Dominick Goodman .....	2005-07
5.	50	Lloyd Pate .....	1966-68

## Kickoff Returns Yards

1.	2,657	Mardy Gilyard .....	2005-09
2.	2,186	Ralph David Abernathy IV.....	2011-14
3.	1,506	Brian Jenkins .....	1990-93
4.	1,199	Dominick Goodman .....	2005-07
5.	1,083	Robert Tate.....	1993-96

## Kickoff Returns Average (Min. 25 KOR)

1.	28.60	Mardy Gilyard .....	2005-09
2.	28.54	Chris Hewitt.....	1993-95
3.	26.41	Robert Tate .....	1993-95
4.	25.10	Ralph David Abernathy IV.....	2011-14
5.	24.73	Mel Riggins.....	1970-71

## Kickoff Returns For Touchdowns

1.	4	Mardy Gilyard .....	2005-09
2.	2	Mel Riggins.....	1970-71
3.	1	Accomplished 17 times	

## Punt Returns

1.	73	Robert Tate.....	1993-96
	73	Tom Marvaso .....	1974-75
3.	68	Tinker Keck.....	1997-99
4.	60	Lamont Patterson.....	1979-82
5.	55	Billy Hunter .....	1970-72

## Punt Return Yards

1.	804	Tinker Keck.....	1997-99
2.	760	Gene Gibson .....	1949-50
3.	637	Robert Tate.....	1993-96
4.	575	Tom Marvaso .....	1974-75
5.	473	Billy Hunter.....	1970-72

## Punt Return Average

1.	20.54	Gene Gibson .....	1949-50
2.	14.33	Jack Delaney .....	1950-52
3.	11.82	Tinker Keck.....	1997-99
4.	11.80	Mardy Gilyard .....	2005-09
5.	10.57	Brian Jenkins.....	1990-92

## Punt Return Touchdowns

1.	5	Gene Gibson .....	1949-50
2.	4	Tinker Keck.....	1997-99
3.	3	Joe Morrison.....	1956-58
4.	2	Tom Marvaso .....	1974-75
5.	1	Accomplished 16 times last by Gilyard (2009)	

## DEFENSIVE RECORDS

## TACKLES

## GAME RECORDS

## Total Tackles

1.	31	Karl Woods at South Carolina.....	1980
2.	24	Vaughn Booker vs. ECU.....	1987
3.	23	Brad Jackson vs. Boston College.....	1997
	23	Jerome Brinson vs. Oklahoma State.....	1987
5.	22	Sam Garnes vs. Vanderbilt.....	1994
	22	Jason Coppess vs. Bowling Green.....	1993
	22	Alex Gordon vs. Miami [OH].....	1986
	22	Brad Nothacker vs. Penn State.....	1985
9.	21	Jack Brusciannelli vs. West Virginia.....	1989
	21	Mike Kelly vs. Rutgers.....	1987

## Solo Tackles (Since 2001)

1.	12	Zach Edwards vs. ECU.....	2014
	12	Mike Mickens at Akron.....	2008
	12	Jamar Enzor at Memphis.....	2003
	12	Ivan Fields vs. Tulane.....	2001
5.	11	Walter Stewart vs. Syracuse.....	2010
6.	11	Haruki Nakamura at USF.....	2007
7.	11	Ryan Manalac at USF.....	2007
8.	11	Jamar Enzor vs. Rhode Island.....	2003
9.	11	Ivan Fields vs. West Virginia.....	2002
10.	11	Lewis Carter vs. Purdue.....	2001

## Assisted Tackles (Since 2001)

1.	12	Andre Revels at Miami [OH].....	2009
		Corey Smith vs. Louisville.....	2007
	12	Jamar Enzor at UAB.....	2003
4.	11	<b>Darrian Beavers at Navy.....</b>	<b>2021</b>
	11	Kevin Brown vs. Memphis.....	2014
	11	Zach Edwards vs. Memphis.....	2014
	11	Jeff Luc vs. Miami (Ohio).....	2014
8.	10	Eric Wilson vs. UT Martin.....	2016
	10	Jeff Luc vs. Memphis.....	2014
	10	Nick Temple vs. Memphis.....	2014

## Tackles For A Loss (Since 2001)

1.	5.5	Brandon Mills vs. Rutgers.....	2010
2.	5.0	Antwan Peek at Southern Miss.....	2002
	5.0	Antwan Peek vs. Louisiana-Monroe.....	2001
	5.0	Derek Wolfe vs. Connecticut.....	2011
5.	4.5	Trevor Anderson at Connecticut.....	2006
	4.5	Cortez Broughton at UCLA.....	2018

## SEASON RECORDS

## Total Tackles

1.	186	Mike Brookins.....	1979
2.	168	Brad Jackson.....	1997
3.	161	Karl Woods.....	1980
4.	158	Jerome Brinson.....	1983
5.	155	Karl Woods.....	1978
6.	147	Dwayne Berry.....	1978
7.	145	Muhammed El-Mubarak.....	1995
8.	143	Linwood Marshall.....	1983
9.	140	Howie Kurnick.....	1978
10.	138	Greg Blair.....	2012
	138	Phillip Curry.....	1997
	138	Antonio Gibson.....	1982

## Solo Tackles

1.	101	Howie Kurnick.....	1978
2.	94	Linwood Marshall.....	1983
3.	93	Brad Jackson.....	1997
	93	Mike Brookins.....	1979
5.	90	Muhammed El-Mubarak.....	1995
	90	Jerome Brinson.....	1983
7.	88	Sam Garnes.....	1994
8.	83	Phillip Curry.....	1997
9.	82	DeJuan Gossett.....	1999
10.	80	Jack Brusciannelli.....	1988

## Assisted Tackles

1.	99	Karl Woods.....	1980
2.	93	Mike Brookins.....	1979
3.	83	Karl Woods.....	1978
4.	82	Alex Gordon.....	1985
5.	78	Dwayne Berry.....	1978
6.	75	Brad Jackson.....	1997
	75	Richard Rhodes.....	1985
8.	74	Antonio Gibson.....	1982
9.	73	Alex Gordon.....	1986
10.	70	Greg Blair.....	2012

## Tackles For A Loss

1.	28.0	Mike Gates.....	1980
2.	22.0	Trent Cole.....	2004
	22.0	Antwan Peek.....	2001
4.	21.5	Derek Wolfe.....	2011
	21.0	Antwan Peek.....	2002
	21.0	Phil Poirier.....	1989
6.	20.0	Nate Dingle.....	1992
7.	18.0	Tyjuan Hagler.....	2002
	18.0	Andrew Stewart.....	1988
9.	17.5	Cortez Broughton.....	2018

## CAREER RECORDS

## Total Tackles

1.	502	Karl Woods.....	1977-80
2.	487	Phillip Curry.....	1994-97
3.	392	Brad Jackson.....	1994-97
4.	381	Zach Edwards.....	2013-16
5.	356	Mike Brookins.....	1979-81
6.	352	Alex Gordon.....	1983-86
7.	351	Hassan Champion.....	1995-98
	351	Joe Olding.....	1979-82
9.	338	Doug Monaghan.....	2001-04
10.	337	JK Schaffer.....	2008-11
	327	DeJuan Gossett.....	1997-2000

## Solo Tackles

1.	268	Phillip Curry.....	1994-97
2.	229	Zach Edwards.....	2013-16
3.	222	DeJuan Gossett.....	1997-2000
4.	216	Brad Jackson.....	1994-97
5.	211	Karl Woods.....	1977-80
6.	208	Ivan Fields.....	1999-2002
7.	206	Sam Garnes.....	1993-96
8.	200	Doug Monaghan.....	2001-04
9.	190	Mike Brookins.....	1979-81
10.	184	Hassan Champion.....	1995-98

## Assisted Tackles

1.	291	Karl Woods.....	1979-81
2.	219	Phillip Curry.....	1994-97
3.	192	Alex Gordon.....	1983-86
4.	176	Brad Jackson.....	1994-97
5.	175	Joe Olding.....	1979-82
6.	168	Howie Kurnick.....	1975-78
7.	167	Hassan Champion.....	1995-98
8.	166	Mike Brookins.....	1979-81
9.	155	JK Schaffer.....	2008-11
10.	152	Zach Edwards.....	2014-16

## Tackles For A Loss

1.	56.0	Antwan Peek.....	1998-2002
2.	48.0	Trent Cole.....	2002-04
3.	46.0	Nate Dingle.....	1990-93
4.	45.0	Phillip Curry.....	1994-97
5.	44.5	Andre Frazier.....	2001-04
6.	42.0	Terrill Byrd.....	2005-08
7.	38.0	Alex Gordon.....	1983-86
8.	37.0	Derek Wolfe.....	2008-11
	37.0	George Jamison.....	1980-83
9.	36.0	Andrew Stewart.....	1986-88
10.	34.5	Tyjuan Hagler.....	2002-04

## GAME RECORDS

**Quarterback Sacks (Since 2001)**

1.	4.0	Alex Daniels at Miami (OH) .....	2009
	4.0	Antwan Peek vs. Louisiana-Monroe .....	2001
3.	3.5	Cortez Broughton at UCLA .....	2018
4.	3.0	Connor Barwin vs. Pittsburgh .....	2008
	3.0	Trent Cole at ECU .....	2004
	3.0	Anthony Hoke vs. UConn .....	2007
	3.0	Anthony Hoke at Syracuse .....	2007
	3.0	Brandon Mills vs. Rutgers .....	2010
	3.0	Lamonte Nelms at Syracuse .....	2007

## SEASON RECORDS

**Quarterback Sacks (Since 2001)**

1.	13.0	Anthony Hoke .....	2007
2.	12.5	Antwan Peek .....	2001
3.	11.0	Connor Barwin .....	2008
4.	9.5	Derek Wolfe .....	2011
	9.5	Silverberry Mouhon .....	2013
6.	9.0	Terrell Hartsfield .....	2014
	9.0	Antwan Peek .....	2000
8.	8.5	Trent Cole .....	2004
	8.5	Alex Daniels .....	2009
10.	8.0	Terrill Byrd .....	2007

## CAREER RECORDS

**Quarterback Sacks (Since 2001)**

1.	28.0	Antwan Peek .....	1998-2002
2.	22.0	Anthony Hoke .....	2004-07
3.	21.5	Andre Frazier .....	2000-04
4.	19.5	Derek Wolfe .....	2008-11
5.	19.0	Trent Cole .....	2002-04
	19.0	Silverberry Mouhon .....	2012-15
7.	18.0	Nate Dingle .....	1990-93
	18.0	George Jamison .....	1980-83
9.	17.5	Walter Stewart .....	2009-12
10.	16.5	Dan Giordano .....	2008-12
	16.5	Terrill Byrd .....	2005-08

## FUMBLES

## GAME RECORDS

**Fumbles Forced (Since 2000)**

1.	3	Antwan Peek vs. Louisiana-Monroe .....	2001
2.	2	Seven times, last by J. White vs. Tulsa .....	2019

**Fumbles Recovered (Since 2000)**

1.	2	Willis Edwards vs. Memphis .....	2002
	2	Ivan Fields at Memphis .....	2000
	2	Jeff Luc vs. USF .....	2014
	2	Kevin McCullough vs. Connecticut .....	2005
	2	Wesley Richardson at NC State .....	2010

## SEASON RECORDS

**Fumbles Forced (Since 2000)**

1.	7	Antwan Peek .....	2002
2.	6	Jeff Luc .....	2014
3.	5	Antwan Peek .....	2001
4.	4	Bryan Wright .....	2019
	4	Walter Stewart .....	2011
	4	Willis Edwards .....	2001
	4	Troy Evans .....	2000

**Fumbles Recovered (Since 2000)**

1.	5	Antwan Peek .....	2002
2.	4	Ja'Von Hicks .....	2019
	4	Jeff Luc .....	2014
4.	3	Nine times, last by Hartsfield & Wilson .....	2014

## CAREER RECORDS

**Forced Fumbles (Since 1999)**

1.	17	Antwan Peek .....	1998-02
2.	8	Jeff Luc .....	2013-14
	8	Walter Stewart .....	2009-12
3.	6	JK Schaffer .....	2008-11
	6	Andre Frazier .....	2000-04
	6	Zach Norton .....	2000-03
6.	5	<b>Coby Bryant .....</b>	<b>2017-</b>
	5	Anthony Hoke .....	2004-07
	5	Jason Russel .....	2001-04
	5	Anthony Williams .....	2005-07
	5	Tyrell Gilbert .....	2014-18

**Fumble Recoveries**

1.	12	John Vitro .....	1973-75
2.	10	Antwan Peek .....	1998-2002
	10	Howie Kurnick .....	1975-77
4.	9	Ronnie Shannon .....	1988-91
	9	David Mann .....	1975-77
6.	7	Eric Wilson .....	2014-16
	7	Marion Ford .....	1972-73
	7	Charlie Stovall .....	1971-72

## BLOCKS

## CAREER RECORDS

**Blocked Kicks (Since 2000)**

1.	7	Antwan Peek .....	2000-02
2.	4	Connor Barwin .....	2005-08
3.	3	Ethan Tucky .....	2018-19
4.	2	Tyjuan Hagler .....	2001-04
	2	Wilson Huber .....	2017-19
	2	Mardy Gilyard .....	2005,07-09
2		<b>Arquon Bush .....</b>	<b>2018-</b>

## SEASON RECORDS

**Blocked Kicks (Since 2000)**

1.	3	Antwan Peek .....	2000
	3	Connor Barwin .....	2008
	3	Ethan Tucky .....	2019
4.	2	Mardy Gilyard .....	2007
	2	Antwan Peek .....	2001
	2	Wilson Huber .....	2019
2		<b>Arquon Bush .....</b>	<b>2021</b>
	2	Tyjuan Hagler .....	2004
	2	Antwan Peek .....	2002

## GAME RECORDS

**Blocked Kicks (Since 2000)**

1.	2	Connor Barwin at Marshall .....	20008
	2	Antwan Peek vs. Miami .....	2000
3.	1	35 times, last by T. Van Fossen at Navy .....	2019

^~AAC Championship Game (12/07/19)

## HURRIES

## SEASON RECORDS

**Quarterback Hurries (Since 2000)**

1.	13	Trevor Anderson .....	2006
	13	Trent Cole .....	2004
3.	12	Dan Giordano .....	2012
4.	11	Angelo Craig .....	2007
5.	10	<b>Myjai Sanders .....</b>	<b>2021</b>

## CAREER RECORDS

**Quarterback Hurries (Since 2000)**

1.	26	Dan Giordano .....	2008-12
2.	22	<b>Myjai Sanders .....</b>	<b>2018-</b>
3.	16	Silverberry Mouhon .....	2012-15
3.	15	Angelo Craig .....	2003-07
4.	14	Andre Frazier .....	2000-04
5.	13	<b>Joel Dublanko .....</b>	<b>2018-</b>

## DEFENSIVE RECORDS

## INTERCEPTIONS

## GAME RECORDS

## Interceptions

1.	4	Bob Hynes vs. Ohio Northern.....	1923
2.	3	accomplished six times, last by D. Smith (2007)	

## Interception Return Yards

1.	123	Shawn Ferguson vs. Memphis.....	1998
2.	96	Jocelyn Borgella vs. Rutgers .....	1992
	96	Bob Del Rosa vs. Oklahoma State .....	1958
4.	88	Joe Morrison vs. Dayton.....	1956
5.	87	Joe Morrison vs. Wichita State .....	1956

## Interception Returns for Touchdowns

1.	2	Shawn Ferguson vs. Memphis.....	1998
<b>2.</b>	<b>1</b>	<b>accomplished 61 times, last by Bryant (2021)</b>	

## SEASON RECORDS

## Interceptions

1.	8	DeAngelo Smith.....	2007
2.	6	seven times, last by Mike Mickens.....	2007

## Interception Return Yards

1.	175	Joe Morrison.....	1956
2.	171	Jocelyn Borgella.....	1992
3.	159	John Mooth .....	1951
4.	158	Mike Mickens.....	2008
5.	136	Mike Mickens.....	2007

## Interception Returns for Touchdowns

<b>1.</b>	<b>2</b>	<b>Ahmad Gardner.....</b>	<b>2019</b>
	2	Mike Mickens.....	2007
	2	Blue Adams.....	2002
	2	Shawn Ferguson.....	1998
	2	Joe Morrison.....	1956

## CAREER RECORDS

## Interceptions

1.	14	Mike Mickens.....	2005-08
2.	12	DeAngelo Smith.....	2005-08
	12	Blue Adams.....	1998-2002
	12	Jocelyn Borgella.....	1990-93
5.	11	Ed Bolis.....	1970-72

## Interception Return Yards

1.	296	Mike Mickens.....	2005-08
2.	263	Jocelyn Borgella.....	1990-93
	263	Joe Morrison.....	1956-58
4.	254	Gene Gibson.....	1949-50
5.	222	Aaron Webster .....	2006-09

## Interception Returns for Touchdowns

1.	3	Mike Mickens.....	2005-08
	3	Shawn Ferguson.....	1995-98
2.	2	four times, last by Ahmad Gardner.....	2019-

## PASSES BROKEN UP

## GAME RECORDS

## Most Pass Breakups (Since 2000)

1.	4	Mike Mickens vs. Rutgers.....	2006
	4	Zach Norton vs. Louisville .....	2001
	4	Linden Stephens at Miami (OH).....	2017
4.	3	Blue Adams at Temple.....	2002
<b>3</b>	<b>3</b>	<b>Coby Bryant at Temple .....</b>	<b>2018</b>
<b>3</b>	<b>3</b>	<b>Coby Bryant at ECU.....</b>	<b>2019</b>
3		Zach Edwards vs. North Carolina .....	2013
3		Ivan Fields vs. Houston.....	2002
3		Tyrell Gilbert at Miami (OH).....	2018
3		Andre Jones vs. ECU.....	2014
3		Mike Mickens at Akron.....	2008
3		Mike Mickens vs. UConn .....	2005
3		Mike Mickens vs. Louisville.....	2005
3		Mike Mickens vs. Pittsburgh.....	2006
3		Mike Mickens at Miami (OH).....	2005
3		Haruki Nakamura vs. USF .....	2006
<b>3</b>	<b>3</b>	<b>Coby Bryant at Notre Dame .....</b>	<b>2021</b>
<b>3</b>	<b>3</b>	<b>Myjai Sanders at ECU .....</b>	<b>2021</b>

## PASSES DEFENDED (PBU + INT)

## SEASON RECORDS

## Most Passes Defended (Since 2000)

1.	23	Blue Adams (17 PBU, 6 INT).....	2002
2.	18	Mike Mickens (15 PBU, 3 INT).....	2006
3.	16	Lavar Glover (15 PBU, 1 INT).....	2001
	16	Zach Norton (14 PBU, 2 INT).....	2002
	16	Deangelo Smith (8 PBU, 8 INT).....	2007
6.	15	Mike Mickens (14 PBU, 1 INT).....	2005
	15	Daven Holly (9 PBU, 6 INT).....	2003
<b>8.</b>	<b>14</b>	<b>Coby Bryant (11 PBU, 3 INT) .....</b>	<b>2021</b>
9.	13	Ivan Fields (10 PBU, 3 INT) .....	2002
	13	Zach Norton (10 PBU, 3 INT).....	2001

## PASSES DEFENDED (PBU + INT)

## CAREER RECORDS

## Most Passes Defended (Since 2000)

1.	58	Mike Mickens (45 Brup, 13 Int) .....	2005-08
<b>2.</b>	<b>45</b>	<b>Coby Bryant (35 Brup, 10 Int) .....</b>	<b>2017-</b>
3.	41	Zach Norton (31 Brup, 10 Int).....	2000-03
4.	34	Blue Adams (26 Brup, 8 Int) .....	2000-02
	34	Zach Edwards (26 Brup, 8 Int).....	2013-16
6.	30	Deangelo Smith (19 Brup, 11 Int).....	2004-08
7.	29	Doug Monaghan (20 Brup, 9 Int).....	2001-04
	29	Deven Drane (21 Brup, 8 Int).....	2010-13
9.	28	Drew Frey (20 Brup, 8 Int) .....	2008-12
10.	26	L. Stephens (20 Brup, 6 Int).....	2014-17

## DEFENSIVE SCORES

## GAME RECORDS

## Fumble Return TDs - Defense (Since 2000)

1.	1	17 times, last by Kimoni Fitz at UCF .....	2018
----	---	--	------

## Blocked PAT Return (Two Points) (Since 2000)

1.	1	Coby Bryant vs. Temple.....	2019
	1	Daven Holly vs. Miami (OH).....	2004

## SEASON RECORDS

## Fumble return TDs (Since 2000)

1.	2	Antwan Peek.....	2002
2.	1	16 times, last by Kimoni Fitz.....	2018

## Blocked PAT Return (Two Points) (Since 2000)

1.	1	Coby Bryant.....	2019
	1	Daven Holley .....	2004

## CAREER RECORDS

## Fumble return TDs (Since 2000)

1.	2	Antwan Peek.....	2000-02
	2	Kevin McCullough .....	2005-08
3.	1	Nick Temple.....	2011-14
	1	Eric Wilson .....	2014-16
	1	Fran Callicott.....	2002-03
	1	JK Schaffer .....	2008-11
	1	Walter Stewart .....	2009-12
	1	Daven Holly.....	2000-04
	1	Maalik Bomar.....	2009-12
	1	Deven Drane.....	2010-13
	1	Ivan Fields.....	2000-02
	1	Angelo Craig.....	2003-07
	1	Tyjuan Hagler.....	2001-04
	1	Carter Jacobs.....	2014-17
	1	Kimoni Fitz .....	2014-18
	1	Terrell Hartsfield.....	2013-14

## Blocked PAT Return (Two Points) (Since 2000)

1.	1	Coby Bryant.....	2017-
	1	Daven Holley .....	2001-04

**Most Points**

1.	124	Transylvania.....	1912
2.	115	Kentucky Wesleyan .....	1921
3.	72	Austin Peay .....	2011
4.	70	Southeast Missouri State.....	2009
5.	69	Rutgers .....	2010
6.	69	Case-Western Reserve... ..	1923
7.	67	Virginia Military Institute. ....	1953
	67	Baltimore.....	1935
9.	66	Northwestern State.....	2013
	66	Case-Western Reserve... ..	1953
10.	63	Alabama A&M.....	2018
	63	Louisiana-Monroe.....	1977

**Most Touchdowns**

1.	14	Transylvania.....	1912
2.	10	Four Times	

**Most Rushing Attempts**

1.	83	Louisiana-Monroe.....	1977
2.	82	Miami (OH).....	1986
3.	77	Miami (OH).....	1951
4.	74	North Texas State.....	1970
5.	73	Miami (OH).....	1970

**Most Rushing Yards**

1.	464	Case-Western Reserve... ..	1953
	464	Virginia Military Institute. ....	1953
3.	422	Kansas State.....	1966
4.	421	Marshall.....	1946
5.	419	Xavier.....	1970
6.	409	Alabama A&M.....	2018
	405	Miami (OH).....	1986
7.	402	North Texas State.....	1970
8.	389	Xavier.....	1946
9.	387	Austin Peay .....	2011
10.	383	South Dakota.....	1965

**Most Rushing Touchdowns**

1.	14	Transylvania.....	1912
2.	10	Case-Western Reserve... ..	1953
	10	Virginia Military Institute. ....	1953

**Most Passing Attempts**

1.	64	@ Memphis .....	2015
2.	61	USF.....	2010
3.	60	@ Miami (Fla.) .....	2014
4.	59	Southern Miss.....	1999
5.	57	Ohio.....	1968

**Most Passes Completed**

1.	38	@ Memphis .....	2015
	36	Ohio.....	1968
3.	35	Southern Miss.....	1999
4.	34	USF.....	2010
5.	33	@ SMU .....	2018

**Most Passing Yards**

1.	620	@ Memphis .....	2015
2.	584	Ohio.....	1968
3.	512	USF.....	2010
4.	507	@ Rutgers.....	2013
5.	480	UConn.....	2009
6.	436	ECU.....	2014
	436	Toledo.....	2014
	436	Louisville.....	1968
9.	431	Syracuse .....	2007
10.	407	Southern Miss.....	1999

**Most Interceptions Thrown**

1.	6	Xavier.....	1972
2.	5	North Texas .....	2002
	5	Toledo.....	1995
	5	Houston .....	1968
	5	North Texas .....	1967
	5	Xavier.....	1955
	5	Xavier.....	1951

**Most Touchdown Passes**

1.	6	UCF.....	2015
	6	Toledo.....	2014
	6	@ Rutgers.....	2013
	6	Illinois.....	2009
5.	5	ECU.....	2018
	5	UConn.....	2013
	5	Northwestern State.....	2013
	5	@ Louisville .....	2010
	5	@ Rutgers.....	2009
	5	SMU.....	2021

**Most Offensive Plays**

1.	100	@ Memphis .....	2015
2.	99	Miami (OH).....	1986
3.	96	Southern Miss.....	1999
4.	95	ECU.....	1998
5.	94	@ Miami (Ohio).....	2015
	94	Tulsa .....	1978

**Most Yards Total Offense**

1.	752	@ Memphis .....	2015
2.	741	Alabama A&M.....	2018
3.	726	UCF.....	2015
4.	711	UConn.....	2009
5.	684	Ohio.....	1968
6.	669	Northwestern State.....	2013
7.	661	Rutgers .....	2010
8.	659	@ UConn.....	2018
9.	653	ECU.....	2020
10.	652	Tulsa .....	2015

**Most First Downs**

1.	38	Alabama A&M.....	2018
	38	@ Memphis .....	2015
3.	36	Ohio.....	1968
4.	34	Temple.....	2015
	34	Alabama A&M.....	2015

**Most Fumbles**

1.	15	Louisville.....	1970
2.	9	North Texas State.....	1968
3.	8	Wichita State .....	1960

**Most Fumbles Lost**

1.	7	Virginia Military Institute. ....	1951
2.	6	Louisville.....	1970
	6	Hardin-Simmons.....	1955

**Most Turnovers**

1.	9	Xavier.....	1955
	9	Hardin-Simmons.....	1955
	9	Virginia Military Institute. ....	1951
4.	8	Houston .....	1968
	8	Western Michigan.....	1949

**Most Penalties**

1.	18	Kansas State.....	1951
2.	15	Xavier.....	1958
3.	14	at Hawai'i.....	2002
	14	Louisville.....	1968

**Most Penalty Yards**

1.	176	Louisville.....	1968
2.	170	Kentucky .....	1945
3.	161	Dayton.....	1957
4.	159	ECU.....	2020
	142	Toledo.....	1953
5.	140	Kansas State.....	1951

**Most Punts**

1.	13	Pittsburgh .....	1981
	13	Mississippi State .....	1948
3.	12	Louisville.....	1996
	12	Virginia Tech.....	1995
5.	11	Boston College .....	1997
	11	Central Michigan .....	1990
	11	North Texas State.....	1970
	11	Tulsa .....	1958
	11	Mississippi State .....	1949

**Most Punting Yards**

1.	510	Louisville.....	1996
2.	502	Arizona State .....	1976
3.	475	Mississippi State .....	1948
4.	460	North Texas State.....	1968
5.	456	Boston College .....	1997
6.	452	Virginia Tech.....	1995
7.	451	Central Michigan .....	1990
8.	425	West Virginia.....	2003
9.	418	Rutgers.....	2008
10.	407	Iowa.....	1990

**Most Punt Return Yards**

1.	177	Ohio.....	1949
2.	156	Western Reserve.....	1951
3.	150	Western Michigan.....	1950
4.	122	Louisville.....	1997
5.	116	UTEP.....	1950

**Most Kickoff Return Yards**

1.	295	Memphis.....	1971
2.	278	at Pittsburgh .....	2009
3.	265	at Oklahoma.....	2008
4.	226	Florida.....	2010
	219	Hardin-Simmons .....	1955

**Fewest Rushing Attempts**

1.	15	Illinois .....	2009
2.	16	at West Virginia.....	2010
	16	Fresno State.....	2009
4.	19	Ohio State .....	2014
	19	at UConn.....	2008
	19	Miami (OH).....	1968
7.	18	at Houston .....	2015
	18	at Pittsburgh .....	2009

**Fewest Rushing Yards**

1.	-23	Rutgers.....	2005
2.	-20	Northwestern State.....	1977

**Fewest Passes Completed**

1.	0	Dayton.....	1970
2.	1	Wichita State .....	1965
	1	South Dakota .....	1965
	1	Wichita State .....	1962
	1	Tulsa .....	1959

**Fewest Passing Yards**

1.	0	Dayton.....	1970
2.	6	Wichita State .....	1965
3.	8	South Dakota .....	1965
4.	11	Wichita State .....	1962
5.	14	Ohio.....	1970

**Fewest Yards Total Offense**

1.	46	North Texas .....	1959
2.	48	Central Michigan .....	1989
3.	69	Iowa.....	1990
4.	97	Houston.....	1957
5.	100	Tulsa .....	1958

**Fewest First Downs**

1.	3	West Virginia.....	1989
2.	5	Pacific .....	1949
3.	6	Tulsa .....	1958
	6	Xavier.....	1956
	6	@ Navy.....	1956

**Fewest Penalties**

1.	1	Houston .....	2014
	1	Rutgers .....	1994
	1	Louisville.....	1966
	1	Memphis.....	1966
	1	Army.....	1963
	1	Hawai'i.....	1954

**Fewest Yards Penalized**

1.	4	Memphis.....	1966
2.	5	Army .....	1963
3.	10	Houston.....	2014
	10	Temple.....	2003
	10	Rutgers .....	1994
5.	12	Wichita State .....	1965
6.	13	South Dakota .....	1965

**Fewest Punts**

1.	0	UCF.....	2015
	0	Miami (OH).....	2008
	0	Memphis.....	1998
	0	Miami (OH).....	1954

**3. 1 Eight Times****Last vs. SMU..... 2021**

OPPONENT SINGLE-GAME TEAM RECORDS

<b>Fewest Rushing Attempts</b> <div>1. 17 Dayton.....1961</div> <div>2. 18 @ East Carolina .....2015</div> <div>3. 19 Miami (OH).....2012</div> <div>19 Xavier.....1954</div> <div>19 Akron .....2006</div>	<b>Fewest Yards Total Offense</b> <div>1. 18 Louisiana-Lafayette .....1973</div> <div>2. 22 Ohio .....1950</div> <div>3. 32 Xavier.....1954</div> <div>4. 53 Kansas .....1997</div> <div>5. 70 Louisville.....1976</div>	<b>Most Pass Completions</b> <div>1. 38 Duke.....2012</div> <div>2. 37 ECU.....1997</div> <div>3. 36 Oklahoma.....2010</div> <div>36 Houston .....1992</div> <div>5. 35 ECU.....2014</div> <div>6. 34 @ ECU .....2015</div> <div>34 @ Tennessee .....2011</div>
<b>Fewest Rushing Yards</b> <div>1. -46 Kansas .....1997</div> <div>2. -37 Wichita State .....1974</div> <div>3. -22 NC State .....2011</div> <div>4. -20 Northwestern State.....1977</div> <div>5. -19 Louisiana-Monroe.....1996</div> <div>6. -17 Louisville.....1968</div> <div>7. -16 Louisiana-Lafayette .....1975</div> <div>8. -15 Syracuse .....2007</div> <div>9. -14 Louisville.....1981</div> <div>-14 Wichita State .....1965</div>	<b>Most Points</b> <div>1. 81 Penn State .....1991</div> <div>2. 71 Houston .....1968</div> <div>71 Ohio Wesleyan.....1928</div> <div>4. 70 Louisville.....2004</div> <div>70 Florida State.....1990</div> <div>6. 69 West Virginia.....1989</div>	<b>Most Yards Total Defense</b> <div>1. 742 Louisville.....1998</div> <div>2. 710 @ Ohio State .....2014</div> <div>706 Penn State .....1991</div> <div>4. 696 Houston .....1968</div> <div>5. 662 Iowa.....1990</div>
<b>Fewest Passing Attempts</b> <div>1. 1 Boston College .....1964</div> <div>2. 2 Louisville.....1953</div> <div>3. 3 Miami (OH).....1971</div> <div>3 Wichita State .....1955</div> <div>3 Miami (OH).....1957</div>	<b>Most Rushing Attempts</b> <div>1. 86 West Virginia .....1969</div> <div>2. 79 Houston .....1974</div> <div>79 Miami (OH).....1972</div> <div>4. 76 Miami (OH).....1967</div> <div>5. 74 Miami (OH).....1968</div>	<b>Most Passes Intercepted</b> <div>1. 7 Kansas State.....1951</div> <div>2. 6 Oregon State.....2007</div> <div>6 North Texas.....1966</div> <div>6 UTEP.....1951</div> <div>6 Mississippi State .....1949</div>
<b>Fewest Pass Completions</b> <div>1. 0 vs. Louisville.....1974</div> <div>0 vs. Ohio.....1973</div> <div>0 vs. Boston College.....1964</div> <div>0 vs. Indiana.....1963</div> <div>0 vs. Ohio.....1949</div>	<b>Most Rushing Yards</b> <div>1. 569 @ Navy.....2017</div> <div>2. 539 Northern Illinois .....1989</div> <div>3. 500 ECU.....1987</div> <div>4. 484 Penn State .....1991</div> <div>5. 483 West Virginia.....1969</div>	<b>Most Interception Return Yards</b> <div>1. 162 Dayton.....1956</div> <div>2. 138 UTEP.....1951</div> <div>3. 123 Memphis.....1998</div> <div>4. 117 Memphis.....1995</div> <div>5. 110 Oregon State.....2007</div>
<b>Fewest Passing Yards</b> <div>1. -1 Xavier.....1971</div> <div>2. 0 Louisville.....1974</div> <div>0 Ohio.....1973</div> <div>0 Boston College.....1964</div> <div>0 Indiana .....1963</div> <div>0 Ohio.....1949</div>	<b>Most Passing Yards</b> <div>1. 535 @ ECU .....2019</div> <div>2. 482 vs. Florida.....2010</div> <div>3. 464 @ ECU .....2017</div> <div>4. 460 Louisville.....1998</div> <div>5. 451 Tulsa .....1965</div>	<b>Most Turnovers Forced</b> <div>1. 8 Rice .....1974</div> <div>2. 7 Oregon State.....2007</div> <div>7 Memphis.....2000</div> <div>7 ECU.....1990</div> <div>7 Rutgers.....1983</div>
	<b>Most Passing Attempts</b> <div>1. 67 Louisville.....1997</div> <div>2. 66 Houston .....1993</div> <div>3. 62 ECU.....2014</div> <div>62 ECU.....1997</div> <div>4. 58 North Texas.....1970</div> <div>5. 55 Tulsa .....1965</div>	

OVERTIME GAMES

YEAR	OPPONENT	W/L	LENGTH	REGULATION	FINAL
1996	Miami (Ohio)	W	30T	17-17	30-23
1997	at Houston *	L	20T	31-31	41-38
	at Miami (Ohio)	W	20T	24-24	34-31
1999	UAB *	L	OT	21-21	24-21
2000	at Wisconsin	L	OT	22-22	28-25
	at Memphis *	W	OT	10-10	13-10
2002	TCU *	W	OT	29-29	36-29
2003	Temple	W	30T	24-24	30-24
	at USF *	L	20T	10-10	24-17
2008	at No. 20 West Virginia *	W	OT	20-20	26-23
2012	at No. 16/14 Louisville *	L	OT	31-31	34-31
2013	No. 19/16 Louisville *	L	OT	24-24	31-24
2016	at Tulsa *	L	OT	34-34	40-37
2017	SMU *	L	OT	28-28	31-28
2018	at Temple *	L	OT	17-17	24-17
	at SMU *	W	OT	20-20	26-20

\* - Conference Game

CINCINNATI'S RECORD IN...

All Overtime Games	7-9
One Overtime:	4-7
Two Overtimes:	1-2
Three Overtimes:	2-0
Overtime at Home	3-3
Overtime on the Road	4-6
Overtime Conference Games	4-8
Overtime Non-Conference Games	3-1
Overtime Coin Toss	8-8

POSSESSION RESULT	CINCINNATI	OPP.
Touchdowns	8	7
Field Goals	6	7
Missed Field Goals	0	3
Turnovers	6	5



**BOWL HISTORY**





Cincinnati's proud football history includes a number of firsts, possibly including the first postseason bowl game.

The NCAA Official Football Records recognizes the Rose Bowl, which was started in 1902, as being the first collegiate bowl game. A manuscript written by former UC athletic director Bill Schwarberg points to a bowl appearance by Cincinnati that predates the Rose Bowl by five years.

Schwarberg, who played for the Bearcats from 1933-36 and served as interim Director of Athletics in 1976, cited a record in the University's McMicken Review. It indicated that following the 1897 season, Cincinnati became the first institution from Ohio to make a trip south to play in a postseason game.

Cincinnati posted a 7-1-1 record that year, which included a 34-0 win over Ohio State. The lone team to beat UC was the powerful Carlisle Indians.

Shortly after Thanksgiving, management of the Cincinnati team received an invitation from the Southern Athletic Club to play a game in New Orleans on New Year's Day. A travel party of 14, which included the substitutes and the coach and manager, departed for New Orleans on Dec. 30 where they were hosted by the Southern Athletic Club. Accounts of the game have UC winning with ease by a score of 16-0.

At a victory party that evening, players from Louisiana State challenged the Bearcats to a game the next day in Baton Rouge. UC accepted the challenge and overwhelmed the LSU team, 28-0. Accounts of the trip describe lavish entertainment provided during the trip.

If this was indeed UC's first bowl game, it was 49 years before the Bearcats again experienced postseason play.

The post-World War II influx of veterans into colleges rejuvenated college athletics, and with that came a surge of new bowls. Cincinnati capped a successful 1946 season with a trip to the Sun Bowl in El Paso, Texas. There, the Bearcats defeated Virginia Tech, 18-6.

UC made appearances in the Glass Bowl in Toledo in 1949 and returned to the Sun Bowl at the end of the 1950 campaign.



Cincinnati then went 47 years without a bowl appearance. That drought was broken when the Bearcats played in the inaugural Humanitarian Bowl in Boise, Idaho in 1997.

With Conference USA developing alliances with five bowls, the Bearcats made three straight bowl appearances in 2000, 2001 and 2002--the first two in the Motor City Bowl in Detroit and the third in the New Orleans Bowl.

In 2004, UC was selected to represent Conference USA in the PlainsCapital Fort Worth Bowl, the Bearcats' fourth bowl appearance in the past five years. UC defeated Marshall, 32-14, in that contest.

After the 2006 season, Cincinnati earned its first BIG EAST Conference bowl appearance after knocking off Connecticut in the season finale. In unusual circumstances following Mark Dantonio and his staff's departure to Michigan State before the bowl game, UC hired Brian Kelly from Central Michigan who came in and in just 34 days prepared UC and defeated Western Michigan University, 27-24, in the inaugural International Bowl in Toronto, Ontario.

Following a 9-3 regular season in 2007, the Bearcats earned victory number 10 in the Papajohns.com Bowl with a 31-21 win against former Conference USA foe Southern Mississippi.

UC made history again in 2008, following a school-record 11 wins in the regular season and the programs' first BIG EAST Championship. The Bearcats earned their first ever trip to a Bowl Championship Series Game, taking on Virginia Tech in the 75th FedEx Orange Bowl.

The Bearcats followed up their 2008 successes by winning their second-straight BIG EAST Championship in 2009 after a perfect 12-0 regular season. Climbing to No. 3 in the final Bowl Championship Series rankings, UC earned a spot in the 2010 Allstate Sugar Bowl against the Florida Gators, coached by UC alum Urban Meyer.

UC has an 10-10 all-time bowl record, winning consecutive bowl games in 2018 (Military) and 2019 (Birmingham) for the first time since 2011 (Liberty) and 2012 (Belk) and has made 17 of its 20 all-time postseason appearances in the last 21 seasons.

#### ALL-TIME BOWL RESULTS

DATE	BOWL	OPPONENT	LOCATION	RESULT
01/01/47	Sun Bowl	Virginia Tech	El Paso, Texas	W, 18-6
12/03/49	Glass Bowl	Toledo	Toledo, Ohio	W, 33-13
01/01/51	Sun Bowl	West Texas A&M	El Paso, Texas	L, 14-13
12/29/97	Humanitarian Bowl	Utah State	Boise, Idaho	W, 35-19
12/27/00	Motor City Bowl	Marshall	Pontiac, Michigan	L, 25-14
12/29/01	Motor City Bowl	Toledo	Pontiac, Michigan	L, 23-16
12/17/02	New Orleans Bowl	North Texas	New Orleans, Louisiana	L, 24-19
12/23/04	PlainsCapital Fort Worth Bowl	Marshall	Fort Worth, Texas	W, 32-14
01/06/07	International Bowl	Western Michigan	Toronto, Ontario	W, 27-24
12/22/07	Papajohns.com Bowl	Southern Mississippi	Birmingham, Alabama	W, 31-21
01/01/09	FedEx Orange Bowl	Virginia Tech	Miami, Florida	L, 20-7
01/01/10	Allstate Sugar Bowl	Florida	New Orleans, Louisiana	L, 51-24
12/31/11	Autozone Liberty Bowl	Vanderbilt	Memphis, Tennessee	W, 31-24
12/27/12	Belk Bowl	Duke	Charlotte, North Carolina	W, 48-34
12/29/13	Belk Bowl	North Carolina	Charlotte, North Carolina	L, 39-17
12/27/14	Military Bowl	Virginia Tech	Annapolis, Maryland	L, 33-17
12/24/15	Hawai'i Bowl	San Diego State	Honolulu, Hawai'i	L, 42-7
12/31/18	Military Bowl	Virginia Tech	Annapolis, Maryland	W, 35-31
01/02/20	Birmingham Bowl	Boston College	Birmingham, Alabama	W, 38-6
01/01/21	Chick-Fil-A Peach Bowl	Georgia	Atlanta, Georgia	L, 24-21

#### ALL-TIME BOWL RECORD

**10-10**

## BOWL-BY-BOWL HISTORY



	BOWL	OPPONENT	W/L	SCORE	UC COACH	DATE	SITE
1946	Sun	Virginia Tech	W	18-6	Ray Nolting	01/01/47	El Paso, Texas (Kidd Field)
The Bearcats first-ever bowl game, earning an 18-6 victory over Virginia Tech in the 12th annual Sun Bowl ... Both teams struggled offensively in the first half, due largely in part to the three inches of snow that fell in El Paso the day before the game ... Game is still the coldest Sun Bowl on record ... UC outrushed the Gobblers, 369 to 34							
1949	Glass	Toledo	W	33-13	Sid Gillman	12/03/49	Toledo, Ohio (Glass Bowl)
UC's second bowl game was the fifth annual Glass Bowl, played in Toledo, Ohio ... The Bearcats were on the board first with a safety by Jack Tracy ... UC's Bob Stratton had a pair of TDs on runs of 10- and 29 yards ... UC tallied 258 return yards to Toledo's 97.							
1950	Sun	West Texas A&M	L	14-13	Sid Gillman	01/01/51	El Paso, Texas (Kidd Field)
West Texas A&M used a trick play on a fake punt to score the game-winning touchdown ... Faced with a fourth and long, punter Frank Wise moved under center, took the snap and lateraled to the right to quarterback Gene Mayfield ... Mayfield completed a pass to Cross at the UC 40 and Cross broke several tackles to finish the 62-yard touchdown pass.							
1997	Humanitarian	Utah State	W	35-19	Rick Minter	12/29/97	Boise, Idaho (Bronco Stadium)
UC's appearance snapped a 47-year bowl drought ... Chad Plummer was voted the game's MVP ... He completed 5-of-10 passes for 61 yards and a TD while rushing 15 times for 53 yards and scoring another TD ... The Bearcats held a 265-76 advantage in rushing yards while holding the ball for more than 42 minutes.							
2000	Motor City	Marshall	L	25-14	Rick Minter	12/27/00	Pontiac, Mich. (Silverdome)
Byron Leftwich threw for one TD and rushed for another to help Marshall rally for 16 second-half points to defeat Cincinnati, 25-14 ... UC used a pair of DeMarco McCleskey touchdown runs to build a 14-9 halftime lead ... The Cincinnati offense, which ran up 181 yards of total offense in the first half, struggled after intermission, failing to score on any of its six possessions.							
2001	Motor City	Toledo	L	23-16	Rick Minter	12/29/01	Pontiac, Mich. (Silverdome)
Chester Taylor rushed for a bowl-record 190 yards, including a game-winning 24-yard touchdown with 3:23 left to lead Toledo to a 23-16 win over Cincinnati ... UT held UC to just 13 yards on the ground ... Gino Guidugli was 29-for-46 for 283 yards and a touchdown ... Tye Keith caught a bowl-record nine passes for 63 yards.							
2002	New Orleans	North Texas	L	24-19	Rick Minter	12/17/02	New Orleans, La. (Louisiana Superdome)
Kevin Galbreath rushed for 130 yards and a touchdown to earn MVP honors as North Texas defeated Cincinnati, 24-19 ... DeMarco McCleskey rushed 23 times for 85 yards to set the UC season rushing record with 1,361 yards ... Jon Olinger's four catches for 107 yards raised his season total to 1,114 yards, breaking Jim O'Brien's 34-year old record of 1,107 receiving yards.							
2004	Fort Worth	Marshall	W	32-14	Mark Dantonio	12/23/04	Fort Worth, Texas (Amon G. Carter Stadium)
LB Tyjuan Hagler blocked a punt one minute into the game, which was returned by Antwan Giddens for a touchdown ... Hagler forced a fumble to set up one of three Kevin Lovell field goals, recorded a sack and had a team-high seven tackles to earn a spot on Football News' all-bowl team.							
2006	International	Western Michigan	W	27-24	Brian Kelly	01/06/07	Toronto, Canada (Rogers Centre)
UC's defense and steady special teams play--trademarks of the 2006 season--lifted UC to a 27-24 win in the inaugural International Bowl ... Kevin Lovell's 33-yard field goal with 6:11 remaining in the contest provided the winning points for UC ... Dominick Goodman had seven receptions for a 109 yards and two TDs, earning Most Outstanding Player honors.							
2007	PapaJohns.com	Southern Miss	W	31-21	Brian Kelly	12/22/07	Birmingham, Ala. (Legion Field)
Ben Mauk passed for 334 yards and four touchdowns, earning MVP honors, becoming only the third UC signal called to pass for 3,000 yards in a season ... DeAngelo Smith intercepted three passes ... UC secured its second 10-win season and first since 1951, while virtually assuring a spot in the final rankings for the first time.							



YEAR	BOWL	OPPONENT	W/L	SCORE	UC COACH	DATE	SITE
2008	Orange	Virginia Tech	L	20-7	Brian Kelly	01/01/09	Miami Gardens, Fla. (Dolphin Stadium)
The game marked UC's first appearance in a Bowl Championship Series game ... Darren Evans, the game's MVP, had 28 carries for 153 yards and a touchdown ... Virginia Tech's defense came up with four interceptions ... UC's Mardy Gilyard had 255 all-purpose yards and a touchdown ... The Bearcats' six-game winning streak was snapped.							
2009	Sugar	Florida	L	51-24	Jeff Quinn	01/01/10	New Orleans, La. (Louisiana Superdome)
Tim Tebow threw for a career-high 482 yards and three TDs and ran for 51 yards and another TD ... Tebow's 533 yards of total offense were the most in BCS history ... Jeff Quinn served as the Bearcats interim head coach after Brian Kelly departed for Notre Dame earlier in the month ... The loss ended UC's perfect season ... Gators' head coach Urban Meyer is a UC alum.							
2011	Liberty	Vanderbilt	W	31-24	Butch Jones	12/31/11	Memphis, Tenn. (Liberty Bowl Memorial Stadium)
Isaiah Peard ran for 149 yards and a touchdown, and Ralph David Abernathy IV's 90-yard kickoff return early in the fourth quarter put Cincinnati ahead to stay as the Bearcats edged Vanderbilt 31-24 ... Zach Collaras completed one of the more remarkable comebacks in college football, starting under center 47 days following surgery to correct a broken right ankle.							
2012	Belk	Duke	W	48-34	Steve Stripling	12/27/12	Charlotte, N.C. (Bank of America Stadium)
Brendon Kay threw an 83-yard touchdown pass to tight end Travis Kelce with 44 seconds to go, lifting the Bearcats to an improbable 48-34 win over the Blue Devils ... Kay set a Belk Bowl record with four TD passes and was named the game's MVP ... Nick Temple capped the wild finish with a 55-yard interception return with 14 seconds left.							
2013	Belk	North Carolina	L	39-17	Tommy Tuberville	12/28/13	Charlotte, N.C. (Bank of America Stadium)
Cincinnati was looking to become the Belk Bowl's first back-to-back champion, but North Carolina snatched an early 16-0 first quarter lead en route to a 39-17 win ... An injury plagued Bearcats' squad struggled to kick start the offense as last year's bowl MVP Brendon Kay was limited to just 181 passing yards and no touchdowns.							
2014	Military	Virginia Tech	L	33-17	Tommy Tuberville	12/27/14	Annapolis, Md. (Navy-Marine Corps Memorial Stadium)
QB Gunner Kiel threw for 233 yards and a TD in the first half, but was injured in the third quarter on a sack fumble for a Hokies TD ... Turnovers and untimely penalties stalled the high-octane offense and put UC in a hole they couldn't climb out of ... Walk-on QB Michael Colosimo relieved Kiel and had a 43-yard TD pass to Chris Moore in the fourth quarter.							
2015	Hawai'i	San Diego State	L	42-7	Tommy Tuberville	12/24/15	Honolulu, Hawai'i (Aloha Stadium)
Not a whole lot went right for UC as San Diego State won the coin toss and returned the opening kickoff 100 yards for a TD on the way to a 42-7 win ... UC trailed 21-0 at the half, turned it over three times and gave up four sacks ... RB Mike Boone broke up the shutout with a 1-yard plunge late in the fourth quarter.							
2018	Military	Virginia Tech	W	35-31	Luke Fickell	12/31/18	Annapolis, Md. (Navy-Marine Corps Memorial Stadium)
Michael Warren II ran for a Cincinnati bowl record 166 yards and scored two touchdowns to propel the Bearcats to a 35-31 victory over Virginia Tech on a rain-soaked afternoon ... QB Hayden Moore came off the bench to help lead UC to the win. Moore, who entered the game throwing only 28 passes on the year, finished 11-of-25 for 120 and a 19-yard rushing score.							
2019	Birmingham	Boston College	W	38-6	Luke Fickell	01/02/20	Birmingham, Ala. (Legion Field)
Desmond Ridder ran for 105 yards, three TDs and threw a scoring pass to lead UC to a 38-6 victory over Boston College in a lightning-delayed game ... The Bearcats dominated the Eagles following a 90-minute weather delay midway through the first quarter ... Ridder, the game's MVP, set a UC bowl record for rushing and total TDs in just over three quarters of action.							
2020	Peach	Georgia	L	24-21	Luke Fickell	01/01/21	Atlanta, Georgia (Mercedes-Benz Stadium)
Desmond Ridder threw for 206 yards and two touchdowns while Jerome Ford had a career-long 79-yard touchdown run, but UC fell to Georgia on a last-second field goal ... The Bearcats led 21-10 in the fourth quarter, but No. 9 Georgia stormed back to steal the victory from the No. 8 Bearcats. UC forced two turnovers and held the Bulldogs to only 45 rushing yards.							

## 1947 SUN BOWL

## VIRGINIA TECH

JANUARY 1, 1947  
El Paso, Texas



	1	2	3	4	F
Cincinnati	0	0	12	6	18
Virginia Tech	0	0	0	6	6

## SCORING PLAYS

3rd	CIN	H. Johnson 13 yd run [Sarsfield kick failed]
		CIN 6 - VT 0
	CIN	Sabato 1 yd run [Sarsfield kick failed]
		CIN 12 - VT 0
4th	VT	Beard 3 yd run [kick failed]
		CIN 12 - VT 6
3rd	CIN	McMillan 3 yd run [Sarsfield kick failed]
		CIN 18 - VT 6

	CIN	VT
First Downs	16	13
Rushing yds.	369	34
Passing yds.	94	85
Total off.	463	119
Passes	5-19-3	4-15-2
Punting avg.	19	41
Fumbles	0	0
Penalty yds.	85	29

## INDIVIDUAL STATISTICS ARE NOT AVAILABLE

## 1949 GLASS BOWL

## TOLEDO

DECEMBER 3, 1949  
Toledo, Ohio



	1	2	3	4	F
Cincinnati	0	15	18	0	33
Toledo	0	6	0	7	13

## SCORING PLAYS

2nd	CIN	Tracy Safety
		CIN 2 - TOL 0
	CIN	Stratton 10 yd run [Schuster kick]
		CIN 8 - TOL 0
	CIN	Hauk 21 yd pass from O'Malley [kick failed]
		CIN 15 - TOL 0
	TOL	Cole 8 yd run [Martin kick failed]
		CIN 15 - TOL 6
3rd	CIN	Stratton 29 yd run [kick failed]
		CIN 21 - TOL 6
	CIN	Gibson 76 yd punt return [kick failed]
		CIN 27 - TOL 6
	CIN	Gibson 80 yard int return [kick failed]
		CIN 33 - TOL 6
4th	TOL	Miley 2 yd run [Martin kick]
		CIN 33 - TOL 13

	CIN	TOL
First downs	14	12
Rushes-yards	38-197	46-187
Passing yards	133	99
Passing A-C-I	21-8-1	15-6-3
Punts-Avg.	5-32.8	6-37.5
Fumbles-Lost	4-4	3-1
Penalties-Yards	11-95	4-40

**RUSHING:** Cincinnati-Bellamah 16-78; Benzinger 10-62; Stratton 6-51, 2; Sweeney 1-12; Brill 1-5; O'Malley 3-(-11). Toledo-Cole 17-76; Han 7-62; Miley 13-53; Pete 1-6; Hays 3-1; Johnson 5-(-11).

**PASSING:** Cincinnati-O'Malley 20-7-1, 133, 1; Gibson 1-0-0, 0, 0. Toledo-Johnson 11-3-1, 38, 0; Pete 3-2-1, 51, 0; Miley 1-1-0, 10, 0.

**RECEIVING:** Cincinnati-Kelly 3-53; Staub 2-48; Hauk 1-21, 1; Stratton 1-11. Toledo-Han 4-79; Laude 1-17; Hays 1-3.

## 1950 SUN BOWL

## W. TEXAS A&amp;M

JANUARY 1, 1951  
El Paso, Texas



	1	2	3	4	F
Cincinnati	0	6	7	0	13
West Texas A&M	0	7	7	0	14

## SCORING PLAYS

2nd	WT	Cross 4 yd run [Dunn kick]
		WT 7 - CIN 0
	CIN	McKeever 3 yd run [Shalosky kick failed]
		CIN 6 - WT 7
3rd	CIN	Stratton 17 yd pass from Rossi [Shalosky kick]
		CIN 13 - WT 7
	WT	Cross 62 yd pass from Mayfield [Dunn kick]
		CIN 13 - WT 14

	CIN	WT
First downs	12	19
Rushes-yards	37-106	50-238
Passing yards	170	123
Passing A-C-I	30-14-3	15-6-3
Punts-Avg.	5-30.4	4-39.5
Fumbles-Lost	3-0	3-0
Penalties-Yards	8-70	8-80

**RUSHING:** Cincinnati-Stratton 8-59; T. McKeever 9-40, 1; D. McKeever 4-20; Anthony 4-14; Delaney 3-10; Rossi 9-(-37). West Texas A&M: Wright 23-135; Cross 15-53; Mayfield 10-40; Wise 2-(-10).

**PASSING:** Cincinnati-Rossi 29-14-3, 170, 1; Delaney 1-0-0, 0, 0. West Texas A&M-Mayfield 14-5-3, 103, 1; Wise 1-1-0, 20, 0.

**RECEIVING:** Cincinnati-Kelly 5-89; Benzinger 1-34; Jarvis 3-21; Stratton 2-18, 1; Staub 1-9; D. McKeever 1-2, Anthony 1-(-3).

## 1997 HUMANITARIAN BOWL

## UTAH STATE

DECEMBER 29, 1997  
Boise, Idaho



	1	2	3	4	F
Cincinnati	7	14	14	0	35
Utah State	0	0	13	6	19

## SCORING PLAYS

1st	04:03	CIN	Bonner 14 yd pass from Plummer (Judge kick)
			7-39, CIN 7 - USU 0
2nd	14:12	CIN	Bonner 14 yd pass from Kenner (Judge kick)
			9-56, CIN 14 - USU 0
	08:30	CIN	Smith 1 yd run (Judge kick)
			6-18, CIN 21 - USU 0
3rd	08:39	CIN	Plummer 15 yd rush (Judge kick)
			7-57, CIN 28 - USU 0
	07:31	USU	Smith 75 yd pass from Sauk (Bohn kick)
			3-80, CIN 28 - USU 7
	02:28	CIN	Smith 7 yd rush (Judge kick)
			10-60, CIN 35 - USU 7
	00:29	USU	Blue 3 yd rush (Bohn kick failed)
			7-80, CIN 35 - USU 13
4th	14:18	USU	Passey 10 yd fumble return (pass failed)
			CIN 35 - USU 19

	CIN	USU
FIRST DOWNS	23	15
RUSHES-YARDS (NET)	65-225	20-63
PASSING YDS (NET)	186	253
Passes Att-Comp-Int	25-15-0	30-12-3
TOTAL OFFENSE PLAYS-YARDS	90-411	50-316
Fumble Returns-Yards	2-0	1-10
Punt Returns-Yards	4-65	2-26
Kickoff Returns-Yards	4-83	2-58
Interception Returns-Yards	3-64	0-0
Punts (Number-Avg)	5-36.8	6-32.3
Fumbles-Lost	2-1	1-1
Penalties-Yards	7-84	3- -13
Possession Time	42:17	17:43
Third-Down Conversions	14 of 22	2 of 10
Fourth-Down Conversions	1 of 4	0 of 1
Red-Zone Scores-Chances	5-7	3-4
Sacks By: Number-Yards	2-13	1-3

**RUSHING:** Cincinnati-O. Smith 15-78, 1; Plummer 15-53, 1; Cooper 17-47; L. Smith 7-32, 1; Royal 9-24; Isom 1-1; Team 1-(-10). Utah State-Brown 12-56; Smith 2-11; Blue 2-6, 1; Sauk 4-(-10).

**PASSING:** Cincinnati-Kenner 16-10-0, 124, 1; Plummer 9-5-0, 62, 1. Utah State-Sauk 30-12-3, 253, 1.

**RECEIVING:** Cincinnati-Bonner 4-48, 2; Collins-Baker 4-36; Plummer 4-64; Monroe 2-26; Royal 1-12. Utah State-Smith 4-136; Jenkins 4-80; Brown 3-29; Damuni 1-8.

## 2000 MOTOR CITY BOWL

## MARSHALL

DECEMBER 27, 2000  
Detroit, Michigan



	1	2	3	4	F
Cincinnati	7	7	0	0	14
Marshall	9	0	13	3	25

## SCORING PLAYS

1st	12:48	MAR	Watts 77 yd pass from Leftwich (Jenkins kick)
			4-88 2:12, CIN 0 - MAR 7
	08:28	CIN	McCleskey 2 yd run (Arszman kick)
			9-67 4:20, CIN 7 - MAR 7
	02:35	MAR	OWENS, Michael safety
			,, CIN 7 - MAR 9
2nd	01:44	CIN	McCleskey 2 yd run (Arszman kick)
			5-21 2:54, CIN 14 - MAR 9
3rd	12:01	MAR	Leftwich 1 yd run (Leftwich pass failed)
			4-41 1:36, CIN 14 - MAR 15
	07:24	MAR	Wallace 4 yd run (Jenkins kick)
			11-56 2:47, CIN 14 - MAR 22
4th	00:43	MAR	Jenkins 25 yd field goal
			4-4 1:26, CIN 14 - MAR 25

	CIN	MU
FIRST DOWNS	24	13
RUSHES-YARDS (NET)	42-96	30-101
PASSING YDS (NET)	189	221
Passes Att-Comp-Int	39-19-2	30-17-1
TOTAL OFFENSE PLAYS-YARDS	81-285	60-322
Fumble Returns-Yards	0-0	0-0
Punt Returns-Yards	1-5	1-0
Kickoff Returns-Yards	5-92	3-53
Interception Returns-Yards	1-4	2-46
Punts (Number-Avg)	5-29.8	6-37.5
Fumbles-Lost	1-0	1-1
Penalties-Yards	11-80	14-110
Possession Time	35:59	24:01
Third-Down Conversions	6 of 17	4 of 13
Fourth-Down Conversions	2 of 4	0 of 0
Red-Zone Scores-Chances	0-0	0-0
Sacks By: Number-Yards	3-22	3-27

**RUSHING:** Cincinnati-MCCLESKEY, Dema 20-72; JACKSON, Ray 14-61; GARDEN, Lloyd 1-8; VANN, LaDaris 1-6; JACKSON, Jeremy 1-minus 24; KENNER, Deontey 5-minus 27. Marshall-WALLACE, Frank. 20-78; LEFTWICH, Byron 9-21; CAREY, Brandon 1-2.

**PASSING:** Cincinnati-KENNER, Deontey 19-39-2-189. Marshall-LEFTWICH, Byron 17-30-1-221.

**RECEIVING:** Cincinnati-COLLINS-BAKER, 4-55; CHATMAN, Antoni 3-42; VANN, LaDaris 3-42; KEITH, Tye 3-20; DREWERY, Robert 2-15; DEATHERAGE, JR 2-13; JACKSON, Ray 2-2. Marshall-FOYE, David 5-26; WALLACE, Frank. 4-26; WATTS, Darius 3-90; POOLE, Nate 3-65; WASHINGTON, La. 2-14.

## 2001 MOTOR CITY BOWL

## TOLEDO

DECEMBER 29, 2001  
Detroit, Michigan



	1	2	3	4	F
Cincinnati	0	13	0	3	16
Toledo	3	0	10	10	23

## SCORING PLAYS

1st	09:24	UT	France 28 yd field goal
			10-42 4:24, CIN 0 - UT 3
2nd	09:05	CIN	Ruffin 29 yd field goal
			7-33 2:18, CIN 3 - UT 3
	02:43	CIN	Walker 28 yd pass from Guidugli (Ruffin kick)
			6-71 2:06, CIN 10 - UT 3
	00:00	CIN	Ruffin 46 yd field goal
			6-24 1:34, CIN 13 - UT 3
3rd	11:33	UT	France 42 yd field goal
			8-55 3:20, CIN 13 - UT 6
	01:44	UT	Bolden 28 yd run (France kick)
			5-80 1:11, CIN 13 - UT 13
4th	09:42	UT	France 30 yd field goal
			14-76 5:09, CIN 13 - UT 16
	06:26	CIN	Ruffin 25 yd field goal
			9-73 3:06, CIN 16 - UT 16
	03:23	UT	Taylor 24 yd run (France kick)
			7-80 2:57, CIN 16 - UT 23

	CIN	UT
FIRST DOWNS	19	24
RUSHES-YARDS (NET)	19-11	51-322
PASSING YDS (NET)	283	135
Passes Att-Comp-Int	47-29-0	28-14-1
TOTAL OFFENSE PLAYS-YARDS	66-294	79-457
Fumble Returns-Yards	0-0	0-0
Punt Returns-Yards	2-10	3-21
Kickoff Returns-Yards	4-63	1-13
Interception Returns-Yards	1-20	0-0
Punts (Number-Avg)	7-49.4	4-39.2
Fumbles-Lost	1-0	0-0
Penalties-Yards	6-48	8-75
Possession Time	25:44	34:16
Third-Down Conversions	2 of 12	6 of 16
Fourth-Down Conversions	0 of 1	0 of 2
Red-Zone Scores-Chances	2-3	2-3
Sacks By: Number-Yards	0-0	2-14

**RUSHING:** Cincinnati-MCCLESKEY, Dema 11-18; JACKSON, Ray 6-7; GUIDUGLI, Gino 2-minus 14. Toledo-TAYLOR, Chester 31-190; BOLDEN, Tavares 7-99; MCCRAY, Antwon 12-36; TEAM 1-minus 3.

**PASSING:** Cincinnati-GUIDUGLI, Gino 29-46-0-283; KEITH, Tye 0-1-0-0. Toledo-BOLDEN, Tavares 14-28-1-135.

**RECEIVING:** Cincinnati-KEITH, Tye 9-63; VANN, LaDaris 8-78; OLINGER, Jon 3-47; JACKSON, Ray 3-38; MCCLESKEY, Dema 2-18; WIZE, Nathan 2-7; WALKER, Tim 1-28; HOLLY, Daven 1-4. Toledo-FORD, Carl 5-73; MCCRAY, Antwon 3-14; JOHNSON, Manny 2-23; GREENE, Donta 2-13; HOLMES, Chris 1-15; CLARKE, Andrew 1-minus 3.

## 2002 NEW ORLEANS BOWL

## NORTH TEXAS

DECEMBER 17, 2002  
New Orleans, Louisiana



	1	2	3	4	F
Cincinnati	7	0	6	6	19
North Texas	3	14	7	0	24

## SCORING PLAYS

1st	08:36	CIN	Keith 6 yd pass from Guidugli (Ruffin kick)
			7-47 4:02, CIN 7 - NT 0
	00:58	NT	Bazaldua, Nick 30 yd field goal
			9-58 2:10, CIN 7 - NT 3
2nd	10:53	NT	Cobbs, Patrick 27 yd run (Bazaldua kick)
			6-66 3:12, CIN 7 - NT 10
	02:46	NT	Pearl 20 yd int return (Bazaldua kick)
			,, CIN 7 - NT 17
3rd	12:58	NT	Galbreath 35 yd run (Bazaldua kick)
			5-61 2:02, CIN 7 - NT 24
	09:27	CIN	Ruffin 29 yd field goal
			5-21 1:31, CIN 10 - NT 24
	05:02	CIN	Ruffin 33 yd field goal
			6-58 2:36, CIN 13 - NT 24
4th	05:15	CIN	Callicott 43 yd fmb recovery (pass failed)
			CIN 19 - NT 24

	CIN	NT
FIRST DOWNS	15	15
RUSHES-YARDS (NET)	29-85	43-192
PASSING YDS (NET)	224	126
Passes Att-Comp-Int	34-19-5	22-9-1
TOTAL OFFENSE PLAYS-YARDS	63-309	65-318
Fumble Returns-Yards	1-43	0-0
Punt Returns-Yards	2-2	1-11
Kickoff Returns-Yards	4-70	5-154
Interception Returns-Yards	1-50	5-49
Punts (Number-Avg)	4-42.8	7-46.0
Fumbles-Lost	0-0	3-1
Penalties-Yards	10-78	10-92
Possession Time	29:32	30:28
Third-Down Conversions	5 of 15	4 of 16
Fourth-Down Conversions	0 of 1	0 of 0
Red-Zone Scores-Chances	3-3	2-2
Sacks By: Number-Yards	1-9	1-9

**RUSHING:** Cincinnati-McCLESKEY, Dema 23-85; HALL, Richard 2-7; VANN, Booker 1-1; GUIDUGLI, Gino 3-minus 8. North Texas-Galbreath, Kevin 28-130; Cobbs, Patrick 4-29; Hickmon, Michael 3-22; Smith, Andrew 5-8; Branch, Ja'Mel 2-4; Howard, Kevin 1-minus 1.

**PASSING:** Cincinnati-GUIDUGLI, Gino 19-34-5-224. North Texas-Smith, Andrew 9-22-1-126.

**RECEIVING:** Cincinnati-OLINGER, Jon 4-107; KEITH, Tye 4-44; HART, Dennis 3-21; HALL, Richard 3-20; McCLESKEY, Dema 3-16; VANN, Booker 1-16; VANN, LaDaris 1-0. North Texas-Howard, Kevin 5-78; Branch, Ja'Mel 3-27; Marshall, George 1-21.

## 2004 FORT WORTH BOWL

## MARSHALL

DECEMBER 23, 2004  
Fort Worth, Texas



	1	2	3	4	F
Marshall	14	0	0	0	14
Cincinnati	10	14	0	8	32

## SCORING PLAYS

1st	14:00	CIN	Giddens 9 yd blkd punt ret (Lovell kick)
			,, MAR 0 - CIN 7
	06:23	CIN	Lovell 23 yd field goal
			5-21 1:46, MAR 0 - CIN 10
	01:00	MAR	Davis 14 yd pass from Hill (O'Connor kick)
			12-67 5:17, MAR 7 - CIN 10
	00:16	MAR	Smith 32 yd int return (O'Connor kick)
			,, MAR 14 - CIN 10
2nd	04:31	CIN	Celek 15 yd pass from Guidugli (Lovell kick)
			13-56 6:16, MAR 14 - CIN 17
	00:18	CIN	Jackson 8 yd pass from Guidugli (Lovell kick)
			11-87 2:32, MAR 14 - CIN 24
4th	10:50	CIN	Lovell 19 yd field goal
			18-61 8:25, MAR 14 - CIN 27
	09:42	CIN	Team safety
			,, MAR 14 - CIN 29
	04:59	CIN	Lovell 35 yd field goal
			9-32 4:43, MAR 14 - CIN 32

	MAR	CIN
FIRST DOWNS	11	24
RUSHES-YARDS (NET)	21--3	45-168
PASSING YDS (NET)	137	231
Passes Att-Comp-Int	32-14-1	39-24-2
TOTAL OFFENSE PLAYS-YARDS	53-134	84-399
Fumble Returns-Yards	0-0	0-0
Punt Returns-Yards	1-8	3-62
Kickoff Returns-Yards	7-133	2-41
Interception Returns-Yards	2-36	1-9
Punts (Number-Avg)	5-25.6	2-40.0
Fumbles-Lost	2-1	1-0
Penalties-Yards	1-5	6-60
Possession Time	21:33	38:27
Third-Down Conversions	4 of 14	11 of 19
Fourth-Down Conversions	2 of 3	2 of 3
Red-Zone Scores-Chances	1-2	5-6
Sacks By: Number-Yards	0-0	3-15

**RUSHING:** Marshall-CHARLES, Earl 7-9; HILL, Stan 5-4; TEAM 1-minus 1; BRADSHAW, Ahmad 6-minus 5; GOCHNEAUR, Grah 2-minus 10. Cincinnati-HALL, Richard 23-62; GLATTHAAR, Brad 10-48; BENTON, Butler 7-33; GUIDUGLI, Gino 3-12; DANIELS, Mike 1-10; CARPENTER, Jon 1-3.

**PASSING:** Marshall-HILL, Stan 14-30-1-137; GOCHNEAUR, Grah 0-2-0-0. Cincinnati-GUIDUGLI, Gino 24-36-1-231; CAREY, Collin 0-1-1-0; TEAM 0-1-0-0; MURRAY, George 0-1-0-0.

**RECEIVING:** Marshall-DAVIS, Josh 5-67; BATES, Brad 4-27; SPANN, Emanuel 2-2; DEIFEL, Joe 1-30; FITZGERALD, Mar 1-10; BRADSHAW, Ahmad 1-1. Cincinnati-THOMAS, Hanniba 9-102; HALL, Richard 5-38; JACKSON, Earnes 4-24; CELEK, Brent 2-37; MURRAY, George 2-20; DANIELS, Mike 1-8; POLAND, Bill 1-2.

## 2007 INTERNATIONAL BOWL

## W. MICHIGAN

JANUARY 6, 2007  
Toronto, Ontario



	1	2	3	4	F
Western Michigan	0	17	0	7	24
Cincinnati	14	10	0	3	27

## SCORING PLAYS

1st	11:32	CIN	Bowie 25 yd intreturn (Lovell kick)
			,, WMU 0 - CIN 7
	06:27	CIN	Goodman 21 yd pass from Davila (Lovell kick)
			5-64 2:06, WMU 0 - CIN 14
2nd	14:30	CIN	Goodman 21 yd pass from Davila (Lovell kick)
			11-74 4:18, WMU 0 - CIN 21
	10:23	CIN	Lovell 37 yd field goal
			8-39 3:13, WMU 0 - CIN 24
	09:45	WMU	Simmons 76 yd pass from Biggers (Meyer kick)
			1-76 0:28, WMU 7 - CIN 24
	05:35	WMU	Martin 30 yd pass from Cubit (Meyer kick)
			6-57 2:40, WMU 14 - CIN 24
	00:08	WMU	Meyer 29 yd field goal
			4-3 0:18, WMU 17 - CIN 24
4th	10:53	WMU	West 7 yd run (Meyer kick)
			6-47 1:41, WMU 24 - CIN 24
	06:11	CIN	Lovell 33 yd field goal
			12-76 4:32, WMU 24 - CIN 27

	WMU	CIN
FIRST DOWNS	19	21
RUSHES-YARDS (NET)	29-108	34-126
PASSING YDS (NET)	260	221
Passes Att-Comp-Int	45-24-2	37-20-2
TOTAL OFFENSE PLAYS-YARDS	74-368	71-347
Fumble Returns-Yards	0-0	0-0
Punt Returns-Yards	0-0	1-13
Kickoff Returns-Yards	2-33	4-57
Interception Returns-Yards	2-0	2-27
Punts (Number-Avg)	7-41.6	5-43.6
Fumbles-Lost	0-0	2-1
Penalties-Yards	3-19	2-20
Possession Time	29:45	30:15
Third-Down Conversions	6 of 18	7 of 16
Fourth-Down Conversions	1 of 1	0 of 0
Red-Zone Scores-Chances	2-2	2-3
Sacks By: Number-Yards	4-28	2-10

**RUSHING:** Western Michigan-WEST, Brandon 21-109; THOMPSON, G. 6-9; CUBIT, Ryan 2-minus 10. Cincinnati-BENTON, Butler 10-62; MOORE, Greg 10-57; GRUTZA, Dustin 3-22; GLATTHAAR, Bradley 4-14; DAVILA, Nick 7-minus 29.

**PASSING:** Western Michigan-CUBIT, Ryan 23-43-2-184; MARTIN, Herb 0-1-0-0; BIGGERS, E.J. 1-1-0-76. Cincinnati-DAVILA, Nick 19-35-2-214; GRUTZA, Dustin 1-2-0-7.

**RECEIVING:** Western Michigan-SIMMONS, J. 13-172; LEOBETTER, B. 5-38; MARTIN, Herb 4-43; MARAGOS, Chris 1-5; WEST, Brandon 1-2. Cincinnati-GOODMAN, Dominick 7-109; CELEK, Brent 4-21; POLAND, Bill 3-17; BENTON, Butler 2-26; MOORE, Greg 2-20; MARTIN, Jared 1-19; STEWART, Derrick 1-9.

## 2007 PAPAJOHNS.COM BOWL

## SOUTHERN MISS

DECEMBER 22, 2007

Birmingham, Alabama



	1	2	3	4	F
Southern Miss	7	0	7	7	21
Cincinnati	0	14	17	0	31

## SCORING PLAYS

1st	05:23	USM	Nelson 10 yd pass from Young (Estes kick)
			5-59 1:55, USM 7 - UC 0
2nd	06:12	CIN	Goodman 14 yd pass from Mauk (Rogers kick)
			7-75 2:19, USM 7 - UC 7
	00:24	CIN	Goodman 5 yd pass from Mauk (Rogers kick)
			6-49 1:23, USM 7 - UC 14
3rd	13:17	CIN	E. Jackson 29 yd pass from Mauk (Rogers kick)
			1-29 0:08, USM 7 - UC 21
	06:48	USM	Young 1 yd run (Estes kick)
			14-80 6:29, USM 14 - UC 21
	04:08	CIN	Giddens 10 yd pass from Mauk (Rogers kick)
			8-58 2:32, USM 14 - UC 28
	00:05	CIN	Rogers 22 yd field goal
			9-51 2:28, USM 14 - UC 31
4th	09:37	USM	Chr. Johnson 5 yd pass from Young (Estes kick)
			11-76 5:23, USM 21 - UC 31

	USM	CIN
FIRST DOWNS	19	21
RUSHES-YARDS (NET)	49-217	26-71
PASSING YDS (NET)	122	334
Passes Att-Comp-Int	32-18-3	52-30-3
TOTAL OFFENSE PLAYS-YARDS	81-339	78-405
Fumble Returns-Yards	0-0	0-0
Punt Returns-Yards	2-8	0-0
Kickoff Returns-Yards	2-30	3-90
Interception Returns-Yards	3-9	3-0
Punts (Number-Avg)	6-39.2	4-47.0
Fumbles-Lost	0-0	1-1
Penalties-Yards	8-80	8-51
Possession Time	33:36	26:24
Third-Down Conversions	6 of 17	6 of 14
Fourth-Down Conversions	1 of 4	1 of 2
Red-Zone Scores-Chances	3-3	4-5
Sacks By: Number-Yards	3-11	4-29

**RUSHING:** Southern Miss-FLETCHER, D. 29-155; YOUNG, Jeremy 17-55; HARRISON, Tory 2-7; BAREFOOT, Britt 1-0. Cincinnati-MAUK, Ben 12-41; MOORE, Greg 4-18; RAMSEY, Jacob 6-9; GLATTHAAR, B. 1-7; BENTON, Butler 1-0; TEAM 2-minus 4.

**PASSING:** Southern Miss-YOUNG, Jeremy 18-32-3-122. Cincinnati-MAUK, Ben 30-52-3-334.

**RECEIVING:** Southern Miss-FLETCHER, D. 7-50; NELSON, Shawn 3-18; MAGEE, Torris 2-15; JOHNSON, Chr. 2-13; MORGAN, Ed 2-8; HARRISON, Tory 1-18; BAPTISTE, G. 1-0. Cincinnati-GOODMAN, D. 7-95; BARWIN, Connor 7-86; GIDDENS, Antwan 7-64; JACKSON, E. 3-46; HOWARD, Charley 2-24; BARNETT, Marcus 2-17; MOORE, Greg 1-3; BENTON, Butler 1-minus 1.

## 2009 ORANGE BOWL

## VIRGINIA TECH

JANUARY 1, 2009

Miami Gardens, Florida



	1	2	3	4	F
Cincinnati	7	0	0	0	7
Virginia Tech	0	10	3	7	20

## SCORING PLAYS

1st	13:08	CIN	Gilyard 15 yd pass from Pike (Rogers kick)
			6-72 1:52, CIN 7 - VT 0
2nd	13:00	VT	Taylor, T 17 yd run (Keys kick)
			9-73 5:08, CIN 7 - VT 7
	00:00	VT	Keys, D 43 yd field goal
			11-54 2:23, CIN 7 - VT 10
3rd	08:32	VT	Keys, D 35 yd field goal
			13-68 6:28, CIN 7 - VT 13
4th	11:29	VT	Evans, D 6 yd run (Keys kick)
			3-10 1:26, CIN 7 - VT 20

	CIN	VT
FIRST DOWNS	14	23
RUSHES-YARDS (NET)	21-71	55-258
PASSING YDS (NET)	239	140
Passes Att-Comp-Int	33-16-4	23-13-1
TOTAL OFFENSE PLAYS-YARDS	54-310	78-398
Fumble Returns-Yards	0-0	0-0
Punt Returns-Yards	3-31	1--1
Kickoff Returns-Yards	4-97	2-29
Interception Returns-Yards	1-0	4-10
Punts (Number-Avg)	4-45.8	5-38.0
Fumbles-Lost	2-0	3-0
Penalties-Yards	3-30	3-17
Possession Time	20:21	39:39
Third-Down Conversions	2 of 9	8 of 18
Fourth-Down Conversions	1 of 2	1 of 2
Red-Zone Scores-Chances	1-3	3-4
Sacks By: Number-Yards	3-12	1-1

**RUSHING:** Cincinnati-RAMSEY, Jacob 4-34; GOEBEL, John 9-26; PEAD, Isaiah 2-10; PIKE, Tony 5-4; BARNETT, Marcus 1-minus 3. Virginia Tech-Evans, D 28-153; Taylor, T 15-47; Roberts, D 2-34; Boone, G 2-19; Oglesby, J 3-8; Coale, D 1-7; Team 4-minus 10.

**PASSING:** Cincinnati-PIKE, Tony 16-33-4-239. Virginia Tech-Taylor, T 13-22-1-140; Team 0-1-0-0.

**RECEIVING:** Cincinnati-GILYARD, Mardy 7-158; GOODMAN, D. 6-51; GOEBEL, John 1-18; BARNETT, Marcus 1-6; RAMSEY, Jacob 1-6. Virginia Tech-Coale, D 3-52; Boone, G 3-41; Boykin, J 2-28; Roberts, D 2-12; Evans, D 2-5; Jefferson, K 1-2.

## 2010 SUGAR BOWL

## FLORIDA

JANUARY 1, 2010

New Orleans, Louisiana



	1	2	3	4	F
Cincinnati	0	3	7	14	24
Florida	9	21	14	7	51

## SCORING PLAYS

1st	08:13	UF	Hernandez 7 yd pass from Tebow (kick failed)
			13-84 6:39, CIN 0 - UF 6
	01:20	UF	Sturgis 40 yd field goal
			8-58 3:28, CIN 0 - UF 9
2nd	09:07	UF	Thompson 7 yd pass from Tebow (Sturgis kick)
			12-64 5:43, CIN 0 - UF 16
	07:05	UF	Moody 6 yd run (Sturgis kick)
			3-66 0:50, CIN 0 - UF 23
	03:11	CIN	Rogers 47 yd field goal
			11-43 3:54, CIN 3 - UF 23
	03:02	UF	Cooper 80 yd pass from Tebow (Sturgis kick)
			1-80 0:09, CIN 3 - UF 30
3rd	11:13	UF	Moody 2 yd run (Sturgis kick)
			7-47 3:47, CIN 3 - UF 37
	04:46	CIN	Waugh 2 yd pass from Pike (Rogers kick)
			14-74 6:27, CIN 10 - UF 37
	02:06	UF	Tebow, T. 4 yd run (Sturgis, C. kick)
			6-74 2:40, CIN 10 - UF 44
4th	10:07	CIN	Binns 3 yd pass from Pike (Rogers kick)
			11-52 3:58, CIN 17 - UF 44
	07:06	UF	Rainey, C. 6 yd run (Sturgis, C. kick)
			6-66 3:01, CIN 17 - UF 51
	03:43	CIN	Alli 6 yd pass from Pike (Rogers kick)
			9-74 3:23, CIN 24 - UF 51

	CIN	UF
FIRST DOWNS	19	28
RUSHES-YARDS (NET)	23-76	34-177
PASSING YDS (NET)	170	482
Passes Att-Comp-Int	45-27-0	36-31-0
TOTAL OFFENSE PLAYS-YARDS	68-246	70-659
Fumble Returns-Yards	0-0	0-0
Punt Returns-Yards	0-0	2-10
Kickoff Returns-Yards	9-226	4-116
Interception Returns-Yards	0-0	0-0
Punts (Number-Avg)	6-42.2	1-44.0
Fumbles-Lost	1-0	0-0
Penalties-Yards	3-40	12-90
Possession Time	27:40	32:20
Third-Down Conversions	4 of 15	8 of 12
Fourth-Down Conversions	3 of 3	2 of 2
Red-Zone Scores-Chances	3-3	6-7
Sacks By: Number-Yards	2-8	4-24

**RUSHING:** Cincinnati-PEAD, Isaiah 7-48; KELCE, Travis 1-19; RAMSEY, Jacob 6-18; GOEBEL, John 1-8; WILLIAMS, D. 1-minus 5; PIKE, Tony 7-minus 12. Florida-Gillisle, M. 5-78; Tebow, T. 14-51; Rainey, C. 4-27; Moody, E. 8-14; Demps, J. 3-7.

**PASSING:** Cincinnati-PIKE, Tony 27-45-0-170. Florida-Tebow, T. 31-35-0-482; TEAM 0-1-0-0.

**RECEIVING:** Cincinnati-GILYARD, Mardy 7-41; BINNS, Armon 5-29; GUIDUGLI, Ben 5-22; WOODS, DJ 4-46; RAMSEY, Jacob 2-16; PEAD, Isaiah 1-7; ALI, Kazeem 1-6; WAUGH, Marcus 1-2; GOEBEL, John 1-1. Florida-Hernandez, A. 9-111; Cooper, R. 7-181; Thompson, D. 5-63; Rainey, C. 4-71; Moody, E. 4-19; Nelson, D. 2-37.

# 2021 CINCINNATI FOOTBALL

## 2011 LIBERTY BOWL

**VANDERBILT**  
DECEMBER 31, 2011  
Memphis, Tennessee



	1	2	3	4	F
Cincinnati	0	14	0	17	31
Vanderbilt	7	0	7	10	24

### SCORING PLAYS

<b>1st 07:34 VAN</b>	<b>Stacy 7 yd run (Fowler kick)</b>
	3-22 1:12, CIN 0 - VANDY 7
<b>2nd 14:17 CIN</b>	<b>Winn 69 yd run (Miliano kick)</b>
	1-69 0:14, CIN 7 - VANDY 7
<b>00:12 CIN</b>	<b>McClung 8 yd pass from Collaros (Miliano kick)</b>
	9-56 2:19, CIN 14 - VANDY 7
<b>3rd 03:53 VAN</b>	<b>Seymour 5 yd run (Fowler kick)</b>
	8-52 2:24, CIN 14 - VANDY 14
<b>4th 14:41 CIN</b>	<b>Miliano 44 yd field goal</b>
	12-33 4:05, CIN 17 - VANDY 14
<b>14:03 VAN</b>	<b>Boyd 68 yd pass from Smith (Fowler kick)</b>
	2-76 0:30, CIN 17 - VANDY 21
<b>13:51 CIN</b>	<b>Abernathy 90 yd kickoff return (Miliano kick)</b>
	,, CIN 24 - VANDY 21
<b>01:52 CIN</b>	<b>Pead 12 yd run (Miliano kick)</b>
	3-31 1:23, CIN 31 - VANDY 21
<b>00:24 VAN</b>	<b>Fowler 35 yd field goal</b>
	10-55 1:22, CIN 31 - VANDY 24

	CIN	VANDY
FIRST DOWNS	20	14
RUSHES-YARDS (NET)	44-221	36-127
PASSING YDS (NET)	80	168
Passes Att-Comp-Int	29-12-2	34-12-2
TOTAL OFFENSE PLAYS-YARDS	73-301	70-295
Fumble Returns-Yards	0-0	0-0
Punt Returns-Yards	2--1	3-22
Kickoff Returns-Yards	2-120	6-102
Interception Returns-Yards	2-17	2-11
Punts (Number-Avg)	7-42.9	8-42.2
Fumbles-Lost	3-0	2-1
Penalties-Yards	5-55	6-39
Possession Time	30:37	29:14
Third-Down Conversions	4 of 15	6 of 19
Fourth-Down Conversions	0 of 0	1 of 2
Red-Zone Scores-Chances	2-3	3-3
Sacks By: Number-Yards	2-7	3-15

**RUSHING:** Cincinnati-PEAD, Isaiah 28-149; WINN, George 6-78; MCCLUNG, A. 1-4; TEAM 1-minus 2; COLLAROS, Zach 8-minus 8. Vanderbilt-Zac Stacy 18-57; Jordan Rodgers 9-33; Richard Kent 1-17; Larry Smith 5-17; Jerron Seymour 2-5; TEAM 1-minus 2.

**PASSING:** Cincinnati-COLLAROS, Zach 12-29-2-80. Vanderbilt-Larry Smith 8-19-1-142; Jordan Rodgers 4-14-1-26; Zac Stacy 0-1-0-0.

**RECEIVING:** Cincinnati-ROBINSON, A. 4-16; KELCE, Travis 3-29; PEAD, Isaiah 3-15; CHISUM, Alex 1-12; MCCLUNG, A. 1-8. Vanderbilt-Jordan Matthews 4-56; Brandon Barden 3-20; Chris Boyd 2-69; Zac Stacy 2-11; Wesley Tate 1-12.

## 2012 BELK BOWL

**DUKE**  
DECEMBER 27, 2012  
Charlotte, North Carolina



	1	2	3	4	F
Cincinnati	3	14	10	21	48
Duke	16	0	8	10	34

### SCORING PLAYS

<b>1st 11:48 DUKE</b>	<b>Connette 5 yd run (Martin kick blocked)</b>
	8-79 3:12, CIN 0 - DUKE 6
<b>06:12 DUKE</b>	<b>Martin 33 yd field goal</b>
	11-44 3:38, CIN 0 - DUKE 9
<b>04:45 DUKE</b>	<b>Foster 0 yd bkld punt ret (Martin kick)</b>
	CIN 0 - DUKE 16
<b>01:43 CIN</b>	<b>Miliano 45 yd field goal</b>
	8-50 2:56, CIN 3 - DUKE 16
<b>2nd 04:02 CIN</b>	<b>McClung 25 yd pass from Kay (Miliano kick)</b>
	5-54 2:08, CIN 10 - DUKE 16
<b>00:42 CIN</b>	<b>Abernathy 41 yd pass from Kay (Miliano kick)</b>
	6-98 1:46, CIN 17 - DUKE 16
<b>3rd 10:02 CIN</b>	<b>Miliano 27 yd field goal</b>
	8-70 4:52, CIN 20 - DUKE 16
<b>07:41 CIN</b>	<b>Winn 46 yd run (Miliano kick)</b>
	2-60 0:41, CIN 27 - DUKE 16
<b>03:00 DUKE</b>	<b>Vernon 10 yd pass from Renfree (Blakeney pass from Renfree)</b>
	11-86 4:34, CIN 27 - DUKE 24
<b>4th 12:45 DUKE</b>	<b>Reeves 2 yd pass from Connette (Martin kick)</b>
	9-68 2:55, CIN 27 - DUKE 31
<b>11:19 CIN</b>	<b>Moore 25 yd pass from Kay (Miliano kick)</b>
	4-77 1:18, CIN 34 - DUKE 31
<b>07:24 DUKE</b>	<b>Martin 52 yd field goal</b>
	10-46 3:48, CIN 34 - DUKE 34
<b>00:44 CIN</b>	<b>Kelce 83 yd pass from Kay (Miliano kick)</b>
	4-94 0:36, CIN 41 - DUKE 34
<b>00:14 CIN</b>	<b>Temple 55 yd int ret (Miliano kick)</b>
	CIN 48 - DUKE 34

	CIN	DUKE
FIRST DOWNS	18	36
RUSHES-YARDS (NET)	28-222	39-200
PASSING YDS (NET)	332	360
Passes Att-Comp-Int	25-17-0	50-38-2
TOTAL OFFENSE PLAYS-YARDS	53-554	89-560
Fumble Returns-Yards	0-0	0-0
Punt Returns-Yards	0-0	4-71
Kickoff Returns-Yards	4-73	7-124
Interception Returns-Yards	2-76	0-0
Punts (Number-Avg)	5-31.4	1-79.0
Fumbles-Lost	0-0	3-2
Penalties-Yards	6-59	5-48
Possession Time	26:18	33:42
Third-Down Conversions	3 of 10	7 of 13
Fourth-Down Conversions	0 of 0	1 of 2
Red-Zone Scores-Chances	1-1	4-6
Sacks By: Number-Yards	0-0	2-12

**RUSHING:** Cincinnati-WINN, George 16-130; KAY, Brendon 10-76; MCCLUNG, A. 1-14; LUALLAN, Jordan 1-2. Duke-J Sneed 17-107; J Duncan 10-37; J Thompson 4-30; J Crowder 1-12; B Connette 5-8; S Renfree 2-6.

**PASSING:** Cincinnati-KAY, Brendon 17-25-0-332. Duke-S Renfree 37-49-2-358; B Connette 1-1-0-2.

**RECEIVING:** Cincinnati-KELCE, Travis 5-123; MCCLUNG, A. 3-110; ABERNATHY, RD 3-44; WINN, George 3-12; THOMPSON, K. 2-18; MOORE, Chris 1-25. Duke-C Vernon 10-119; J Crowder 6-49; D Scott 5-60; J Duncan 5-27; B Connette 4-31; I Blakeney 3-26; J Thompson 2-35; D Reeves 2-8; J Sneed 1-5.

## 2013 BELK BOWL

**N. CAROLINA**  
DECEMBER 29, 2013  
Charlotte, North Carolina



	1	2	3	4	F
Cincinnati	0	3	7	7	17
North Carolina	16	7	13	3	39

### SCORING PLAYS

<b>1st 05:40 NC</b>	<b>Morris 2 yd run (Moore kick)</b>
	11-88 3:39, CIN 0 - NC 7
<b>02:25 NC</b>	<b>Martin safety</b>
	CIN 0 - NC 9
<b>02:12 NC</b>	<b>Logan 78 yd kickoff return (Moore kick)</b>
	CIN 0 - NC 18
<b>2nd 14:17 CIN</b>	<b>Miliano 34 yd field goal</b>
	10-48 2:55, CIN 3 - NC 18
<b>10:18 NC</b>	<b>Tabb 3 yd pass from Williams (Moore kick)</b>
	12-76 4:01, CIN 3 - NC 23
<b>3rd 10:41 NC</b>	<b>Switzer 88 yd punt return (kick failed)</b>
	CIN 3 - NC 29
<b>08:08 CIN</b>	<b>Abernathy 15 yd run (Miliano kick)</b>
	8-75 2:33, CIN 10 - NC 29
<b>03:32 NC</b>	<b>Morris 1 yd run (Moore kick)</b>
	13-85 4:36, CIN 10 - NC 36
<b>4th 14:28 CIN</b>	<b>Washington 10 yd run (Miliano kick)</b>
	3-61 0:44, CIN 17 - NC 36
<b>02:52 NC</b>	<b>Moore 40 yd field goal</b>
	15-74 8:19, CIN 17 - NC 39

	CIN	NC
FIRST DOWNS	20	23
RUSHES-YARDS (NET)	36-168	46-174
PASSING YDS (NET)	181	171
Passes Att-Comp-Int	36-16-1	33-19-0
TOTAL OFFENSE PLAYS-YARDS	72-349	79-345
Fumble Returns-Yards	0-0	0-0
Punt Returns-Yards	1--2	3-83
Kickoff Returns-Yards	5-92	4-125
Interception Returns-Yards	0-0	1-0
Punts (Number-Avg)	5-36.4	4-44.2
Fumbles-Lost	1-1	1-1
Penalties-Yards	3-35	4-25
Possession Time	26:36	33:24
Third-Down Conversions	4 of 14	6 of 15
Fourth-Down Conversions	1 of 2	2 of 3
Red-Zone Scores-Chances	3-5	3-3
Sacks By: Number-Yards	0-0	5-51

**RUSHING:** Cincinnati-ABERNATHY, RD 13-67; WASHINGTON, Shaq 4-67; WILLIAMS, Hosey 10-46; GREEN, Tion 1-3; KAY, Brendon 8-minus 15. NC Tar Heels-Logan, T 15-77; Williams, M 9-46; Francis, K 10-28; Morris, R 10-16; Switzer, R 1-8; Davis, Q 1-minus 1.

**PASSING:** Cincinnati-KAY, Brendon 15-35-1-181; WASHINGTON, Shaq 1-1-0-0. NC Tar Heels-Williams, M 19-33-0-171.

**RECEIVING:** Cincinnati-MCCLUNG, Anthony 4-31; WASHINGTON, Shaq 3-36; ABERNATHY, RD 3-23; MOORE, Chris 2-46; MCKAY, Mekale 1-23; MORRISON, Max 1-11; ANNEN, Blake 1-6; WILLIAMS, Hosey 1-5. NC Tar Heels-Ebron, E 7-78; Tapley, S 4-22; Switzer, R 3-22; Thorpe, T 2-36; Davis, Q 1-6; Logan, T 1-4; Tabb, J 1-3.

## 2014 MILITARY BOWL

## VIRGINIA TECH

DECEMBER 27, 2014

Annapolis, Maryland



	1	2	3	4	F
Cincinnati	7	3	0	7	17
Virginia Tech	7	6	14	6	33

## SCORING PLAYS

1st	05:47	CIN	Moore 31 yd pass from Kiel (Gantz kick)
			7-89 2:50, CIN 7 - VT 0
	03:51	VT	Coleman 1 yd run (Slye kick)
			6-64 1:56, CIN 7 - VT 7
2nd	12:55	VT	Slye 45 yd field goal
			7-10 2:45, CIN 7 - VT 10
	00:36	CIN	Gantz 25 yd field goal
			13-86 6:23, CIN 10 - VT 10
	00:00	VT	Slye 49 yd field goal
			4-20 0:36, CIN 10 - VT 13
3rd	11:05	VT	Malleck 1 yd pass from Brewer (Slye kick)
			11-75 3:55, CIN 10 - VT 20
	09:16	VT	Stroman 12 yd fmb recovery (Slye kick)
			CIN 10 - VT 27
4th	13:20	VT	Slye 38 yd field goal
			6-21 2:27, CIN 10 - VT 30
	10:35	CIN	Moore 43 yd pass from Colosimo (Gantz kick)
			7-81 2:45, CIN 17 - VT 30
	08:52	VT	Slye 33 yd field goal
			6-27 1:43, CIN 17 - VT 33

	CIN	VT
FIRST DOWNS	19	18
RUSHES-YARDS (NET)	33-144	44-210
PASSING YDS (NET)	345	124
Passes Att-Comp-Int	37-18-2	25-15-1
TOTAL OFFENSE PLAYS-YARDS	70-489	69-334
Fumble Returns-Yards	0-0	1-41
Punt Returns-Yards	2-0	3-30
Kickoff Returns-Yards	7-139	3-73
Interception Returns-Yards	1-0	2-13
Punts (Number-Avg)	5-42.2	5-39.2
Fumbles-Lost	1-1	2-0
Penalties-Yards	7-73	4-35
Possession Time	29:04	30:56
Third-Down Conversions	7 of 15	7 of 15
Fourth-Down Conversions	0 of 1	0 of 0
Red-Zone Scores-Chances	1-1	5-5
Sacks By: Number-Yards	3-27	2-12

**RUSHING:** Cincinnati-COLOSIMO, Michael 4-54; BOONE, Mike 10-49; MOORE, Rod 9-22; WASHINGTON, Shaq 4-13; KIEL, Gunner 6-6. Virginia Tech-Coleman, JC 25-157; Rogers, S 4-18; Brewer, M 5-17; Edmunds, T 4-11; Hodges, B 2-6; Stroman, G 2-4; Motley, B 1-minus 1; Team 1-minus 2.

**PASSING:** Cincinnati-KIEL, Gunner 14-26-2-244; COLOSIMO, Michael 3-10-0-70; WASHINGTON, Shaq 1-1-0-31. Virginia Tech-Brewer, M 14-24-1-94; Ford, I 1-1-0-30.

**RECEIVING:** Cincinnati-WASHINGTON, Shaq 5-100; MOORE, Chris 4-103; CHISUM, Alex 2-39; MCKAY, Mekale 2-35; MORRISON, Max 2-13; BOONE, Mike 1-25; GLADNEY, Casey 1-24; MOORE, Rod 1-6. Virginia Tech-Ford, I 3-44; Byrn, W 3-14; Hodges, B 3-9; Malleck, R 2-4; Brewer, M 1-30; Rogers, S 1-18; Stroman, G 1-6; Edmunds, T 1-minus 2.

## 2015 HAWAII BOWL

## SAN DIEGO ST.

DECEMBER 24, 2015

Honolulu, Hawai'i



	1	2	3	4	F
San Diego State	14	7	7	14	42
Cincinnati	0	0	0	7	7

## SCORING PLAYS

1st	14:45	SDSU	Penny 100 yd ko ret (Hageman kick)
			SDSU 7 - CIN 0
	09:08	SDSU	Holder 14 yd pass from Chapman (Hageman kick)
			9-85 4:32, SDSU 14 - CIN 0
2nd	02:02	SDSU	Gordon 16 yd pass from Pumphrey (Hageman kick)
			4-56 1:49, SDSU 21 - CIN 0
3rd	05:14	SDSU	Gordon 1 yd run (Hageman kick)
			8-67 3:30, SDSU 28 - CIN 0
4th	11:29	SDSU	Pumphrey 2 yd run (Hageman kick)
			11-85 6:54, SDSU 35 - CIN 0
	09:04	SDSU	Barrett 43 yd int return (Hageman kick)
			SDSU 42 - CIN 0
	03:21	CIN	Boone 1 yd run (Gantz kick)
			12-73 5:35, SDSU 42 - CIN 7

	SDSU	CIN
FIRST DOWNS	22	15
RUSHES-YARDS (NET)	52-207	32-77
PASSING YDS (NET)	129	202
Passes Att-Comp-Int	12-9-0	31-19-3
TOTAL OFFENSE PLAYS-YARDS	64-336	63-279
Fumble Returns-Yards	0-0	0-0
Punt Returns-Yards	1-6	1--5
Kickoff Returns-Yards	1-100	6-127
Interception Returns-Yards	3-57	0-0
Punts (Number-Avg)	4-34.2	6-48.7
Fumbles-Lost	0-0	0-0
Penalties-Yards	4-31	10-110
Possession Time	35:34	24:26
Third-Down Conversions	9 of 15	6 of 14
Fourth-Down Conversions	1 of 1	0 of 1
Red-Zone Scores-Chances	4-4	1-1
Sacks By: Number-Yards	4-28	1-2

**RUSHING:** San Diego State-PUMPHREY, Donne 25-99; PRICE, Chase 13-68; CHAPMAN, Christ 5-20; PENNY, Rashaad 3-17; GORDON, Dakota 3-7; TEAM 3-minus 4. Cincinnati-WILLIAMS, Hosey 9-50; BOONE, Mike 8-32; GREEN, Tion 10-32; GANTZ, Andrew 1-minus 9; MOORE, Hayden 4-minus 28.

**PASSING:** San Diego State-CHAPMAN, Christ 8-11-0-113; PUMPHREY, Donne 1-1-0-16. Cincinnati-MOORE, Hayden 19-30-3-202; MORRISON, Max 0-1-0-0.

**RECEIVING:** San Diego State-GORDON, Dakota 4-58; PRICE, Chase 2-22; PUMPHREY, Donne 1-19; HAZELY, Jemond 1-16; HOLDER, Mikah 1-14. Cincinnati-MORRISON, Max 7-84; CHISUM, Alex 4-38; MCKAY, Mekale 2-13; WASHINGTON, Shaq 2-11; MOORE, Chris 1-47; GREEN, Tion 1-7; BOONE, Mike 1-1; DOWDY, DJ 1-1.

## 2018 MILITARY BOWL

## VIRGINIA TECH

DECEMBER 31, 2018

Annapolis, Maryland



	1	2	3	4	F
Cincinnati	7	7	7	14	35
Virginia Tech	7	7	10	7	31

## SCORING PLAYS

1st	10:22	VT	Kumah 21 yd pass from Willis (Johnson kick)
			10-63 4:38, CIN 0 - VT 7
	07:46	CIN	McClelland 38 yd pass from Ridder (Jones kick)
			6-75 2:36, CIN 7 - VT 7
2nd	11:22	CIN	Lewis 0 yd fumble recovery (Jones kick)
			7-50 3:31, CIN 14 - VT 7
	07:04	VT	Peoples 1 yd run (Johnson kick)
			12-84 4:18, CIN 14 - VT 14
3rd	10:21	VT	Johnson 28 yd field goal
			8-69 3:43, CIN 14 - VT 17
	09:16	CIN	Warren 40 yd run (Jones kick)
			6-65 1:05, CIN 21 - VT 17
	01:52	VT	Cunningham 2 yd pass from Willis (Johnson kick)
			14-72 4:13, CIN 21 - VT 24
4th	12:44	CIN	Moore 19 yd run (Jones kick)
			10-75 4:08, CIN 28 - VT 24
	10:32	VT	Willis 5 yd run (Johnson kick)
			4-45 2:12, CIN 28 - VT 31
	01:29	CIN	Warren 8 yd run (Jones kick)
			5-64 2:16, CIN 35 - VT 31

	CIN	VT
FIRST DOWNS	23	24
RUSHES-YARDS (NET)	36-256	45-224
PASSING YDS (NET)	206	219
Passes Att-Comp-Int	32-15-1	31-20-1
TOTAL OFFENSE PLAYS-YARDS	68-462	76-443
Fumble Returns-Yards	0-0	0-0
Punt Returns-Yards	2-6	2-4
Kickoff Returns-Yards	1-0	5-138
Interception Returns-Yards	1--4	1-18
Punts (Number-Avg)	5-42.2	4-48.5
Fumbles-Lost	3-0	1-1
Penalties-Yards	13-96	10-92
Possession Time	28:55	31:05
Third-Down Conversions	6 of 13	6 of 14
Fourth-Down Conversions	1 of 1	1 of 2
Red-Zone Scores-Chances	3-3	4-5
Sacks By: Number-Yards	1-1	0-0

**RUSHING:** Cincinnati-WARREN, Michael 20-166; MOORE, Hayden 9-64; RIDDER, Desmond 1-9; THOMAS, Tavion 3-9; MCCLELLAND, Charles 1-2; TEAM 2-minus 2; LEWIS, Kahlil 0-8. Virginia Tech-McCleave, D 13-102; Holston, J 10-40; Willis, R 12-33; Peoples, S 9-26; Turner, T 1-23.

**PASSING:** Cincinnati-MOORE, Hayden 11-25-1-120; RIDDER, Desmond 4-7-0-86. Virginia Tech-Willis, R 20-31-1-219.

**RECEIVING:** Cincinnati-CLOUD, Trent 3-35; MCCLELLAND, Charles 2-47; MEDARIS, Rashad 2-43; JACKSON, Jayshon 1-22; LEWIS, Kahlil 1-14; GEDDIS, Thomas 1-12; WARREN, Michael 1-10; ROLLINS, Jerron 1-9; MBODJ, Malick 1-6; LABELLE, Bruno 1-5; DEGUARA, Josiah 1-3. Virginia Tech-Hazelton, D 6-57; Keene, D 4-19; Kumah, E 3-45; Cunningham, C 2-22; Turner, T 1-40; Holston, J 1-14; McCleave, D 1-8; Grimsley, H 1-8; Patterson, P 1-6.

## 2020 BIRMINGHAM BOWL

## BOSTON COLLEGE

JANUARY 2, 2020  
Birmingham, Alabama



	1	2	3	4	F
Boston College	0	0	6	0	6
21 Cincinnati	7	10	7	14	38

## SCORING PLAYS

- 1st 01:26 CIN Ridder 13 yd run (Crosa kick)**  
10-79 3:45, BC 0 - CIN 7
- 2nd 08:20 CIN Crosa 32 yd field goal**  
16-63 6:31, BC 0 - CIN 10
- 07:05 CIN Ridder 14 yd run (Crosa kick)**  
1-19 0:06, BC 0 - CIN 17
- 3rd 09:02 CIN Mbodj 8 yd pass from Ridder (Crosa kick)**  
12-75 5:51, BC 0 - CIN 24
- 04:56 BC Sebastian 58 yd blk FG ret (Grosel pass failed)**  
BC 6 - CIN 24
- 4th 13:06 CIN Ridder 13 yd run (Crosa kick)**  
12-65 6:50, BC 6 - CIN 31
- 00:39 CIN Montgomery 1 yd run (Crosa kick)**  
12-63 5:13, BC 6 - CIN 38

	BC	CIN
FIRST DOWNS.....	8	33
RUSHES-YARDS (NET).....	28-77	60-343
PASSING YDS (NET).....	87	116
Passes Att-Comp-Int.....	19-8-0	31-17-0
TOTAL OFFENSE PLAYS-YARDS.....	47-164	91-459
Fumble Returns-Yards.....	0-0	0-0
Punt Returns-Yards.....	0-0	2-15
Kickoff Returns-Yards.....	4-72	1-18
Interception Returns-Yards.....	0-0	0-0
Punts (Number-Avg).....	7-41.6	4-36.8
Fumbles-Lost.....	2-1	0-0
Penalties-Yards.....	4-30	2-5
Possession Time.....	18:31	41:29
Third-Down Conversions.....	0 of 11	11 of 19
Fourth-Down Conversions.....	0 of 1	2 of 2
Red-Zone Scores-Chances.....	0-1	6-6
Sacks By: Number-Yards.....	3-30	2-22

**RUSHING:** Boston College-Bailey,D 8-28; Garwo,P 4-24; Levy,T 5-13; Glines,B 1-9; Grosel,D 9-6; Flowers,Z 1-minus 3. Cincinnati-RIDDER, Desmond 21-105; WARREN, Michael 21-105; MONTGOMERY, Ryan 7-47; TUCKER, Tre 1-32; DOAKS, Gerrid 6-27; MEDARIS, Rashad 1-24; BRYANT, Ben 3-3.

**PASSING:** Boston College-Grosel,D 8-17-0-87; Valecce,M 0-2-0-0. Cincinnati-RIDDER, Desmond 14-24-0-95; BRYANT, Ben 3-7-0-21.

**RECEIVING:** Boston College-Long,H 2-45; White,K 2-36; Garwo,P 2-4; Levy,T 1-3; Bailey,D 1-minus 1. Cincinnati-PIERCE, Alec 3-31; MBODJ, Malick 3-17; DEGUARA, Josiah 3-12; JACKSON, Jayshon 2-33; WARREN, Michael 2-minus 4; CLOUD, Trent 1-7; FISCHER, Wyatt 1-7; TUCKER, Tre 1-7; GEDDIS, Thomas 1-6.

## 2021 PEACH BOWL

## GEORGIA

JANUARY 1, 2021  
Atlanta, Georgia



	1	2	3	4	F
9 Georgia	7	3	0	14	24
8 Cincinnati	7	7	7	0	21

## SCORING PLAYS

- 1st 04:38 CIN Pierce 14 yd pass from Ridder (Smith kick)**  
7-42 3:45, UGA 0 - CIN 7
- 00:29 UGA Pickens 16 yd pass from Daniels (Podlesny kick)**  
5-44 2:07, UGA 7 - CIN 7
- 2nd 03:46 UGA Podlesny 37 yd field goal**  
6-60 2:51, UGA 10 - CIN 7
- 00:06 CIN Whyte 11 yd pass from Ridder (Smith kick)**  
9-75 3:40, UGA 10 - CIN 14
- 3rd 14:11 CIN Ford 79 yd run (Smith kick)**  
2-75 0:49, UGA 10 - CIN 21
- 4th 13:20 UGA White 9 yd run (Daniels pass failed)**  
2-25 0:41, UGA 16 - CIN 21
- 06:43 UGA Podlesny 32 yd field goal**  
6-61 2:16, UGA 19 - CIN 21
- 00:03 UGA Podlesny 53 yd field goal**  
8-44 1:25, UGA 22 - CIN 21
- 00:00 UGA TEAM 0 yd safety**  
0-0 0:00, UGA 24 - CIN 21

	UGA	CIN
FIRST DOWNS.....	19	16
RUSHES-YARDS (NET).....	24-45	27-99
PASSING YDS (NET).....	404	206
Passes Att-Comp-Int.....	27-39-1	24-37-0
TOTAL OFFENSE PLAYS-YARDS.....	63-449	64-305
Fumble Returns-Yards.....	0-0	0-0
Punt Returns-Yards.....	2-1	1-10
Kickoff Returns-Yards.....	2-30	0-0
Interception Returns-Yards.....	0-0	1-1
Punts (Number-Avg).....	5-38.6	8-44.0
Fumbles-Lost.....	3-1	4-1
Penalties-Yards.....	6-66	11-80
Possession Time.....	28:36	31:24
Third-Down Conversions.....	1 of 11	3 of 14
Fourth-Down Conversions.....	1 of 2	1 of 1
Red-Zone Scores-Chances.....	4-6	2-3
Sacks By: Number-Yards.....	8-50	3-20

**RUSHING:** UGA-White,Z 11-39; McIntosh, K 5-17; Milton,K 4-10; TEAM 1- minus 1; Daniels, J 3- minus 20. Cincinnati-FORD, Jerome 8-97; SMITH, James 1-9; MONTGOMERY, Ryan 1-7; TUCKER, Tre 1-6; TEAM 1- minus 3; RIDDER, Desmond 15- minus 17.

**PASSING:** UGA-Daniels,J 26-38-1-55; Bennett,S 1-1-12-0. Cincinnati-RIDDER, Desmond 24-37-2-25.

**RECEIVING:** UGA-Pickens,G 7-135; Smith,A 1-55; Jackson,K 3-47; Washington,D 3-46; McIntosh,K 5-43; FitzPatrick, J 4-41; Milton,K 1-22; Burton,J 1-6; White,Z 1-5; Robertson,D 1-4. Cincinnati-YOUNG, Michael 4-59; WHYLE, Josh 3-35; JACKSON, Jayshon 5-28; PIERCE, Alec 3-28; LABELLE, Bruno 2-20; FORD, Jerome 2-15; TAYLOR, Leonard 1-5; SCOTT, Tyler 1-4; MONTGOMERY, Ryan 2-4.

**SCORING****POINTS**

18 Desmond Ridder ..... 2019

**TOUCHDOWNS SCORED**

3 Desmond Ridder ..... 2019

**TOUCHDOWNS RESPONSIBLE FOR**

4 Desmond Ridder ..... 2019

4 Brendon Kay ..... 2012

4 Ben Mauk (PJB) ..... 2007

**POINTS (CAREER)**

24 Dominick Goodman ..... 2005-09

**TDS (CAREER)**

6 Desmond Ridder ..... 2017-

4 Dominick Goodman ..... 2005-09

**TDS RESPONSIBLE FOR (CAREER)**

6 Desmond Ridder ..... 2017-

**KICK POINTS**

12 Tony Miliano ..... 2012

12 Kevin Lovell ..... 2004

8 Sam Crosa ..... 2015-2019

3 Cole Smith ..... 2018-

**KICK POINTS (CAREER)**

21 Kevin Lovell ..... 2004-07

**EXTRA POINTS MADE**

6 Tony Miliano ..... 2012

3 Cole Smith ..... 2018-

**EXTRA POINTS ATT.**

6 Tony Miliano ..... 2012

3 Cole Smith ..... 2018-

**FIELD GOALS MADE**

3 Jonathan Ruffin ..... 2001

3 Kevin Lovell ..... 2004

1 Sam Crosa ..... 2015-2019

**FIELD GOALS ATTEMPTED**

3 Jonathan Ruffin ..... 2001

3 Kevin Lovell ..... 2004

3 Tony Miliano ..... 2011

**FIELD GOALS MADE (CAREER)**

5 Jonathan Ruffin ..... 2000-02

5 Kevin Lovell ..... 2004-07

1 Sam Crosa ..... 2015-2019

**FIELD GOALS ATTEMPTED (CAREER)**

5 Jonathan Ruffin ..... 2000-02

5 Kevin Lovell ..... 2004-07

5 Tony Miliano ..... 2011-12

**RUSHING****RUSHING ATTEMPTS**

28 Isaiah Pead ..... 2011

**RUSHING YARDS**

166 Michael Warren II ..... 2018

**RUSHING TOUCHDOWNS**

3 Desmond Ridder ..... 2019

**LONGEST RUSH**

79 Jerome Ford ..... 2021

69 George Winn ..... 2011

**TWO PLAYERS WITH 100-YARDS RUSHING**

Ridder (105), Warren II (105) ..... 2019

**RUSHING ATTEMPTS (CAREER)**

54 DeMarco McCleskey ..... 2000-02

**RUSHING YARDS (CAREER)**

271 Michael Warren II ..... 2017-19

**RUSHING TOUCHDOWNS (CAREER)**

3 Bob Stratton ..... 1949-51

**100-YARD RUSHING GAMES (CAREER)**

2 Michael Warren II ..... 2017-19

**PASSING****PASSING ATTEMPTS**

52 Ben Mauk (PJB) ..... 2007

**PASSING COMPLETIONS**

30 Ben Mauk (PJB) ..... 2007

**PASSING YARDS**

334 Ben Mauk (PJB) ..... 2007

**PASSING TOUCHDOWNS**

4 Ben Mauk (PJB) ..... 2007

4 Brendon Kay ..... 2012

**PASSING INTERCEPTIONS**

5 Gino Guidugli ..... 2002

**LONGEST PASS**

83 Brendon Kay to Travis Kelce ..... 2012

**PASSING ATTEMPTS (CAREER)**

116 Gino Guidugli ..... 2001-02-04

61 Desmond Ridder ..... 2019-

**PASSING COMPLETIONS (CAREER)**

72 Gino Guidugli ..... 2001-02-04

41 Desmond Ridder ..... 2019-

**PASSING YARDS (CAREER)**

738 Gino Guidugli ..... 2001-02-04

301 Desmond Ridder ..... 2019-

**TOTAL OFFENSE****MOST PLAYS**

64 Desmond Ridder ..... 2019-

64 Ben Mauk ..... 2007

**MOST YARDS**

375 Ben Mauk ..... 2007

**PLAYS (CAREER)**

155 Desmond Ridder ..... 2019-

**YARDS (CAREER)**

728 Gino Guidugli ..... 2001-02-04

389 Desmond Ridder ..... 2019-

**RECEIVING****RECEPTIONS**

9 Tye Keith 2001

9 Hannibal Thomas ..... 2004

**RECEIVING YARDS**

158 Mardy Gilyard ..... 2009

**RECEIVING TOUCHDOWNS**

2 Cornelius Bonner ..... 1997

2 Dominick Goodman ..... 2007-P

2 Dominick Goodman ..... 2007-I

**RECEPTIONS (CAREER)**

20 Dominick Goodman ..... 2005-09

**RECEIVING YARDS (CAREER)**

255 Dominick Goodman ..... 2005-09

**ALL-PURPOSE YARDS****MOST ALL-PURPOSE YARDS (CAREER)**

572 Mardy Gilyard ..... 2007-10

**MOST ALL-PURPOSE YARDS**

255 Mardy Gilyard ..... 2009

(158 receiving, 97 kickoff return)

**PUNT RETURNS****MOST RETURNS**

4 Tinker Keck ..... 1997

**PUNT RETURN YARDS**

147 Gene Gibson ..... 1949

**PUNT RETURN AVG (MINIMUM 3)**

49.0 Gene Gibson ..... 1949

**KICKOFF RETURNS****MOST RETURNS**

8 Mardy Gilyard ..... 2009

**RETURN YARDS**

207 Mardy Gilyard ..... 2009

**KICKOFF RETURNS BEST AVERAGE**

25.9 Mardy Gilyard ..... 2009

**LONGEST KICKOFF RETURN**

90 Ralph David Abernathy IV (90 Yds) ..... 2011

**KICKOFF RETURN FOR A TOUCHDOWN**

1 Ralph David Abernathy IV (90 Yds) ..... 2011

**PUNTING****PUNTS**

7 Adam Wulfeck ..... 2001

7 Pat O'Donnell ..... 2011

**PUNTING YARDS**

344 Adam Wulfeck ..... 2001

**PUNTING AVERAGE**

50.5 Kevin Huber ..... 2007

**LONG PUNT**

61 Pat O'Donnell ..... 2011

**MOST PUNTS (CAREER)**

12 Adam Wulfeck ..... 2000-01

**MOST PUNTING YARDS (CAREER)**

493 Adam Wulfeck ..... 2000-01

**PUNTING AVERAGE (CAREER)**

41.1 Adam Wulfeck ..... 2000-01

**DEFENSE****TOTAL TACKLES**

15 Greg Blair ..... 2012

15 Malik Clements ..... 2018

**SOLO TACKLES**

10 Terrill Byrd ..... 2008

**ASSISTED TACKLES**

9 Doug Monaghan ..... 2001

9 Jason Hunt ..... 2001

9 Greg Blair ..... 2012

9 Malik Clements ..... 2018

**TACKLES FOR LOSS**

4 Terrill Byrd ..... 2008

**TACKLES FOR LOSS YARDAGE**

20 Derrick Ransom ..... 1997

**QUARTERBACK SACKS**

2 Alex Daniels ..... 2009

2 Terrill Byrd ..... 2007 (PJB)

**QUARTERBACK SACK YARDAGE**

13 Derrick Ransom ..... 1997

**INTERCEPTIONS**

3 DeAngelo Smith ..... 2007 (PJB)

**INTERCEPTION RETURN YARDS**

88 Gene Gibson ..... 1949

**LONGEST INTERCEPTION RETURN**

80 Gene Gibson ..... 1949

**INTERCEPTION TOUCHDOWNS**

1 Gene Gibson ..... 1949

1 John Bowie ..... 2007 (INT)

1 Nick Temple ..... 2012

**PASSES DEFENDED**

6 Brad Jackson ..... 1997

**FUMBLE RECOVERIES**

1 10 times

**FUMBLES FORCED**

2 Franklin Callicott ..... 2002

**TEAM RECORDS****TOTAL OFFENSE**

Most Plays .....	91 in 2019
Most Yards .....	554 in 2012
Fewest Plays .....	53 in 2012
Fewest Yards.....	276 in 1951
First Downs, Total .....	33 in 2019
First Downs, Rushing .....	26 in 2019
First Downs, Passing .....	16 in 2007 (PJB)
First Downs, Penalty.....	4 in 2000

**RUSHING**

Most Attempts .....	65 in 1997
Most Yards .....	369 in 1947
Most Touchdowns .....	4 in 2018, 2019
Fewest Attempts.....	20 in 2001
Fewest Yards.....	13 in 2001
Fewest Touchdowns.....	0 in 2001, 2002, 2007, 2008, 2009


**PASSING**

Most Attempts .....	52 in 2007 (PJB)
Most Completions .....	30 in 2007 (PJB)
Most Yards .....	334 in 2007 (PJB)
Most Touchdowns .....	4 in 2007 (PJB); 4 in 2012
Most Interceptions.....	5 in 2002
Fewest Attempts.....	18 in 1947
Fewest Completions.....	5 in 1947
Fewest Yards.....	80 in 2011
Fewest Interceptions.....	0 in 1997, 2000, 2009 & 2012

**MISCELLANEOUS**

Most Points.....	48 in 2012
Least Points.....	7 in 2008
Touchdowns .....	5 in 1949, 1997, 2012 & 2018
Most Fumbles .....	4 in 1949
Most Fumbles Lost.....	4 in 1949
Most Penalties.....	13 in 2018
Most Penalty Yards .....	100 in 1947
Most Interceptions.....	3 (four times, last in 2007) (PJB)
Most Int. Return Yards .....	89 in 1949
Time of Possession.....	42:17 in 1997
Third Down Conv. ....	636 (14-of-22) in 1997
Fourth Down Conv. ....	667 (2-of-3) in 2004
Bowl Attendance.....	73,602 in 2008

PJB - Papajohn's.com Bowl; INT - International Bowl.



**COLLEGE FOOTBALL PLAYOFF**