



2012 FOOTBALL



2012 CINCINNATI FOOTBALL MEDIA INFORMATION



CINCINNATI



UC SPORTS COMMUNICATIONS: RICHARD E. LINDNER CENTER // 2751 O'VARSITY WAY SUITE 860 CINCINNATI, OHIO 45221-0021 // GOBEARCATS.COM

GET CONNECTED:



GoBEARCATS.com
CoachButchJones.com



@GoBEARCATS
@CoachJonesUC



UniversityofCincinnatiBearcats

2012 SCHEDULE

SEPTEMBER

6	PITTSBURGH * (ESPN)	8 p.m.
15	DELAWARE STATE (ESPN3)	7 p.m.
29	Virginia Tech (FedEx Field – Landover, Md.)	TBA

OCTOBER

6	MIAMI (OH) (FOX Sports Ohio)	7 p.m.
13	FORDHAM (ESPN3)	7 p.m.
20	at Toledo (ESPNU/ESPN3)	TBA
26	at Louisville * (ESPN/ESPN2)	8 p.m.

NOVEMBER

3	SYRACUSE *	TBA
10	at Temple *	TBA
17	RUTGERS * (BIG EAST Network)	Noon
23	USF * (ESPN, ESPN2)	TBA

DECEMBER

1	at Connecticut * (ABC, ESPN, ESPN2)	TBA
---	-------------------------------------	-----

*-BIG EAST Conference Game; Home games in **BOLD CAPS**
Dates and times, when announced, are subject to change

COACHING STAFF

BUTCH JONES.....	Head Coach
STEVE STRIPLING	Asst. HC/Defensive Line
MIKE BAJAKIAN	Offensive Coordinator/QB
JOHN JANCEK	Defensive Coordinator/LB
MARK ELDER	Special Teams Coordinator/Safeties
DAVE JOHNSON	Tight Ends
DON MAHONEY.....	Offensive Line
ROY MANNING.....	Running Backs
SHANNON MORRISON	Cornerbacks
T.J. WEIST	Wide Receivers

FUTURE SCHEDULES

- » In 2013, UC plays host to Purdue and Northwestern State and will travel to Chicago to play Illinois at Soldier Field along with a trip to Oxford to play Miami (OH).
- » The 2014 schedule will see Stony Brook, Toledo and Miami (OH) come to UC with a road game at Ohio State.
- » In 2015, the Bearcats have the unique distinction of playing both Miamis – travelling to Miami (OH) and Miami (Fla.).

SPORTS COMMUNICATIONS

RYAN KOSLEN..... Assoc. SID/Football Contact
Phone (O/C):..... 513-556-5186/513-497-3132
Email:..... Ryan.Koslen@uc.edu
Twitter..... @Koz_UC
Web:..... GoBEARCATS.com
Nippert Stadium Press Box:..... 513-556-1010

DOUG MOSLEY..... Sr. Assoc. AD/External & Media Comm.
Phone (O/C):..... 513-556-0667/318-366-8734
Email:..... Doug.Mosley@uc.edu
Twitter:..... @UCDougMosley

CINCINNATI FOOTBALL

PRESENTED BY:



2012 BIG EAST MEDIA DAY NOTEBOOK

2012 TEAM INFORMATION

Basic Offense	Spread
Basic Defense	Multiple
Letterwinners Returning/Lost	43/21
O D ST	20/9 21/10 2/2
Starters Returning/Lost	13/12
O D ST	4/7 7/4 2/1

2011 INFORMATION

Overall Record	10-3
Home/Road/Neutral	5-1/4-2/1-0
BIG EAST Record/Finish	5-2/t-1st
Postseason	Def. Vanderbilt 31-24 in AutoZone Liberty Bowl
Final Ranking	No. 25 (AP); No. 21 (USA Today)

BEARCATS ENTER 2012 LOOKING FOR FOURTH BIG EAST CROWN IN FIVE YEARS

TEAM 125 ...

- » The University of Cincinnati football team, under the direction of third-year head coach Butch Jones will play its 125th season of football in 2012.
- » The Bearcats program dates to 1885 and ranks as one of the 10 oldest in major college football and following a 10-3 campaign in 2011, holds an all-time mark of 561-553-51.
- » UC has won three of the past four BIG EAST Championships and has played in a bowl game in five of the past six seasons.
- » Jones, the 2011 BIG EAST Conference Coach of the Year, enters his third season with the Bearcats program and his sixth as a collegiate head coach.
- » He has won three conference championships (2007, 2009 at Central Michigan, 2011 at Cincinnati).
- » The Bearcats have won 55 games over the last six years, the most among current members of the Big East.
- » UC returns 13 starters and 43 letterwinners from the 2011 squad that won its third BIG EAST Conference title in four years and will have to replace seven offensive starters and four defensive starters in the lead up to the 2012 season.
- » Some of the key returnees are: QB Munchie Legaux (749 yards, 5 TD, 4 INT), RB George Winn (219 yards, 2 TD), RB Jameel Poteat (108 yards, TD), WR Anthony McClung (49 catches, 683 yards, 6 TD), WR Kenbrell Thompson (44 catches, 536 yards, 2 TD), RG Austen Bujnoch, RT Eric Lefeld, RT Sean Hooley, DE Walter Stewart (44 tackles, 11 TFL, 6 sacks), DE Dan Giordano (35 tackles, 9 TFL, 5 sacks), LB Maalik Bomar (61 tackles, 3.5 TFL), LB Nick Temple (35 tackles, 2.5 TFL), SS Drew Frey (1st Big East, 73 tackles, 2 INT), CB Deven Drane (42 tackles, 3 INT), CB Cameron Cheatham (59 tackles, 3 INT), PK Tony Miliano (17-25 FG), P Pat O'Donnell (1st Big East, 43.8 avg.), RB/KR Ralph David Abernathy IV (26.5 avg., TD) and DB Chris Williams (46 tackles, 4.5 TFL).

mark in openers as a member of the league.

- » UC has gone 9-7 in its past 16 lid lifters and is 78-38-10 in 124 openers all time.

LOOKING AHEAD ...

- » The Bearcats will report back to campus on Aug. 7 and depart almost immediately for the Higher Ground Conference & Retreat Center in West Harrison, Ind.
- » UC will open practice at Higher Ground on Aug. 8 and return to campus on Aug. 25 following a 19-day stay in the woods.
- » Cincinnati opens the season with a bye week and will play its first game against Pittsburgh on Thursday, Sept. 6 inside Nippert Stadium.
- » After playing Delaware State on Sept. 15, UC will have its second bye of the season ahead of a matchup against Virginia Tech at FedEx Field in Landover, Md., a UC home game.
- » The Bearcats will play 10-straight weeks to close the season but will not face a true road game until playing Toledo on Oct. 20 in the Glass Bowl and BIG EAST foe Louisville on Oct. 28 at Papa John's Cardinal Stadium.

YOUNGSTERS TAKING OVER ...

- » When UC Head Coach Butch Jones has been making reference to being a young football team entering 2012, he's not making it up.
- » Sixty-four student athletes are at a sophomore level or below with only 40 upperclassmen.
- » The freshmen class of 28 individuals makes up the largest group, which grows to 43 players including redshirts.

2012 UC ROSTER BREAKDOWN BY CLASS

Class	No.
Freshmen	28
Redshirt Freshmen	15
Sophomores	21
Juniors	18
Seniors	22

#BEARCATS ...

- » When tweeting and engaging others on social media networks about UC or the Bearcats, please use #Bearcats.

QUICK FACTS

GENERAL INFORMATION

Location	Cincinnati, OH 45221
Founded.....	1819
Enrollment.....	42,750
Conference.....	BIG EAST
Nickname	Bearcats
Colors	Red (PMS 186) & Black
Home Field	Nippert Stadium
Surface/Capacity	FieldTurf/35,000
President	Dr. Gregory H. Williams
Director of Athletics	Whit Babcock
Faculty Representative	Dr. David M. Szymanski

HISTORY

First Year of Football	1885
All-time Record	561-553-51
All-time Bowl Record	7-6
Last Bowl	2011 AutoZone Liberty
Last Bowl Opponent	Vanderbilt (W, 31-24)

2012 TEAM INFORMATION

Basic Offense	Spread
Basic Defense	Multiple
Letterwinners Returning/Lost	43/21
O D ST	20/9 21/10 2/2
Starters Returning/Lost	13/12
O D ST	4/7 7/4 2/1

2011 INFORMATION

Overall Record	10-3
Home/Road/Neutral	5-1/4-2/1-0
BIG EAST Record/Finish	5-2/t-1st
Final Ranking	No. 25 (AP); No. 21 (USA Today)

COACHING STAFF

Head Coach, Alma Mater	Butch Jones, Ferris State 1990
Record at UC/Years	14-11/2
Career Record/Years.....	41-24/5
Football Office Phone	(513) 556-4110
Best time to reach coach	Contact SID
Asst. Head Coach/Co-Defensive Coordinator/DL.....	Steve Stripling
Defensive Coordinator/LB.....	John Jancek
Offensive Coordinator/QB.....	Mike Bajakian
Recruiting Coordinator/WR	T.J. Weist
Special Teams Coordinator/S.....	Mark Elder
Asst. Coaches.....	Dave Johnson (TE), Don Mahoney (OL)
.....	Roy Manning (RB), Shannon Morrison (CB)
Director of Player Welfare & Development	Antrione Archer
Coordinator of Recruiting Services	Mike Waugh
Asst. AD/Football Ops	John Widecan
Chief of Staff	Chris Spognardi
Assistant to the Head Coach.....	Sherry Murray
1200 Club Director	Keith Pantling
Graduate Assts.	Chase Gibson (Def.), Joseph Hensel (Off.)
.....	Cody Kempt (Off.), Larry Knight (Def.)
Quality Control Assts.	Avery Hawkins, Greg Meyer
Asst. AD/Sports Performance	Dave Lawson
Director Of Strength & Conditioning (FB)	Mike Szerszen
Skill Development Coach (FB)	Brandon Myles
Assoc. AD/Sports Medicine	Bob Mangine
Assoc. Athletic Trainer.....	Emi Matsuno
Equipment Manager.....	Todd McMinn
Asst. Equipment Manager.....	Andy Frigge
Video Coordinator	Greg Bruner
Video Graduate Assistant.....	Adam Niemeyer

2012 SCHEDULE

DAY	DATE	OPPONENT (TV)	TIME
Thurs.	Sept. 6	PITTSBURGH* (ESPN)	8 p.m.
Saturday	Sept. 15	DELAWARE STATE (ESPN3)	7 p.m.
Saturday	Sept. 29	Virginia Tech (FedEx Field – Landover, Md.)	TBA
Saturday	Oct. 6	MIAMI (OH) (FS Ohio)	7 p.m.
Saturday	Oct. 13	FORDHAM	TBA
Saturday	Oct. 20	at Toledo (ESPNU/ESPN3)	TBA
Friday	Oct. 26	at Louisville* (ESPN/ESPN2)	8 p.m.
Saturday	Nov. 3	SYRACUSE*	TBA
Saturday	Nov. 10	at Temple*	TBA
Saturday	Nov. 17	RUTGERS* (BIG EAST Network)	Noon
Friday	Nov. 23	USF* (ESPN, ESPN2)	TBA
Saturday	Dec. 1	at Connecticut* (ABC, ESPN, ESPN2)	TBA

*-BIG EAST Conference Game; Home games in BOLD CAPS; All times eastern.

DIRECTIONS TO NIPPERT STADIUM

The physical address for Nippert Stadium is 99 West Corry Street Cincinnati, OH 45219

FROM I-71 South (Columbus)

I-71 south to Exit 3 - Taft Road (Taft is one-way going west).

Stay on Taft approximately seven blocks to the intersection of Jefferson Avenue. University Plaza will appear on the right.

Turn right at the University Plaza onto Jefferson Avenue.

At the first light, turn left on Corry Street.

Corry and Calhoun Garages are on the left.

FROM U.S. 50 (Portsmouth and East)

U.S. 50 to Taft Road (Taft is one-way going west).

Stay on Taft to the intersection of Jefferson Avenue.

Turn right at the University Plaza onto Jefferson Avenue.

At the first light, turn left on Corry Street.

Corry and Calhoun Garages are on the left.

FROM I-75 North or South

Take Exit 3 - Hopple Street. At the end of the ramp (stop light) turn left (east).

Cross over interstate and through Central Parkway. Hopple eventually becomes Martin Luther

King Drive, the campus will appear on the right.

At the sixth light, turn right onto Jefferson Avenue.

At the second light, Corry Street, turn right.

Corry and Calhoun Garages are on the left.

FROM I-74 (Indianapolis and West)

Take I-74 to I-75 south

Follow directions above from I-75.

Fifth Third Arena at Shoemaker Center is to the right with Nippert Stadium next to it. Armory Fieldhouse is behind the Shoemaker Center. Gettler Stadium is on the left.

GAMEDAY PARKING

Media parking on football gamedays will be provided, if available, in Calhoun Garage, CCM Garage, Corry Garage, University Avenue Garage and Varsity Village Garage. Cash parking is on a space available basis for \$10 per car in the Campus Green, Woodside, Clifton Court (enter from Clifton Avenue), and Eden Garages (located on the East Campus and a free shuttle service will be provided).

SPORTS COMMUNICATIONS

The University of Cincinnati Sports Communications Office is ready to assist you in every way possible to make the experience of covering UC Athletics productive and rewarding. For this reason, we have developed policies and procedures which will require cooperation on the part of the media. Not complying with these policies will result in the refusal of credentials/access.

Richard E. Lindner Center • Suite 860 • 2751 O'Varsity Way • Cincinnati, OH 45221-0021

SID Phone 513-556-5191
 Fax 513-556-0619
 Press Box Phone (Nippert) 513-556-1010
 Press Box Phone (Paul Brown) 513-455-4860
 Website GoBEARCATS.com
 Twitter @GoBEARCATS

Ryan Koslen Associate Director/Football Contact
 513-497-3132 Ryan.Koslen@uc.edu
 Doug Mosley Sr. Assoc. AD/Media Relations & Strategic Communications
 513-556-0667 Doug.Mosley@uc.edu
 Jeremy Martin Associate Director
 513-556-5181 Jeremy.Martin@uc.edu
 Katie Baran Assistant Director
 513-556-5191 Katie.Baran@uc.edu
 Jeff Geiser Assistant Director
 513-556-0618 Jeff.Geiser@uc.edu
 Tom Gelehrter Director, New Media & Broadcasting
 513-556-1275 Tom.Gelehrter@uc.edu

MEDIA CREDENTIALS

Requests for official working media credentials should be directed to the UC Sports Communications Office. All credential requests should be received no later than noon, two days prior to the game. For more information, contact UC Sports Communications at 513.556.5191. Season credentials will be available for pickup prior to the first game. No credentials will be mailed after Tuesday preceding the game. Thereafter, credentials may be picked up on gameday at the media will call located on the west side of Fifth Third Arena at the ticket windows.

SCOUTING PASSES

Professional scouts may obtain credentials through UC's Sports Communications Office. Scouts will be issued seating in the press box on a space-available basis.

SIDELINE PASSES

The University of Cincinnati follows NCAA guidelines regarding media representatives on the sidelines. Photographers and videographers are permitted to shoot between the 23-yard lines and the goal lines on both sidelines, or anywhere behind the restraining line in the end zone.

PRESS BOX SERVICES

Complete stats, scoring summaries, running play-by-play, quickie stats and post-game notes and quotes are provided by the UC Sports Communications Office. Pre-game food service is available beginning approximately two hours prior to kickoff, while beverages are available throughout the contest. This service is provided as a courtesy to working media. In addition, concession areas are available within the stadium confines. Wireless internet is available in the press box at Nippert Stadium. Members of the UC Sports Communications staff will be available to assist you. There is no access fee.

GOING GREEN

Starting with the 2010 season, the University of Cincinnati will no longer print media guides. Complete information, including a record book/media supplement will be made available on the football page at www.GoBEARCATS.com.

ON THE WEB

Information on the University of Cincinnati football team is available at www.GoBEARCATS.com. To receive the UC updates via email, please send a request to Ryan Koslen (ryan.koslen@uc.edu). Information on the BIG EAST Conference and all member institutions is also available through the BIG EAST web site at www.BIGEAST.org.

UC WEEKLY MEDIA LUNCHEON

The Bearcats hold a weekly media luncheon each Tuesday in the second floor Bob Goin Team Room of Richard E. Lindner Center. Lunch is served at 11:30 a.m., selected players are available for one-on-one interviews from 11:45-12:15, and head coach Butch Jones takes the podium at 12:15.

PRACTICES

During a typical Saturday game week, media may interview players and coaches immediately following practice on either Tuesday or Wednesday. Practice is generally closed to the public. Anyone hoping to observe practice should contact UC Sports Communications in advance. Failure to do so may result in an individual's removal from the venue. During regular-season practices, unless otherwise noted, still and television photographers will be allowed to shoot stretching and the first 20 minutes (four periods). At the conclusion of practice, head coach Butch Jones will address the media on the field. First-year players, including freshmen and transfers, will be made available to the media only after they have made a significant contribution or at the coach's discretion.

WEB VIDEO CONTENT

Per UC's multimedia contract with IMG College, UC coaches, players, and administrators are not permitted to take part in one-on-one interviews or feature stories that will be made available exclusively for internet distribution.

INTERNET POLICIES

Live updating of websites, blogs and social network feeds is not allowed during practices.

POSTGAME INTERVIEWS

The UC locker room will remain closed following all football games. Media should request players through UC Sports Communications personnel for the media room during the fourth quarter. Media will be allowed to enter the field (for home games) late in the fourth quarter but will not be allowed to conduct interviews with UC football players on the field (home or away). Only the originating television and radio networks will be allowed to conduct interviews on the field.

Coach Jones will address the media in Room 3200 of the Campus Recreation & Wellness Center following home games. Players will be brought into the interview area as soon as possible.

Postgame availability on the road will be determined on gameday. Please see football contact Ryan Koslen for details.

BIG EAST TELECONFERENCE

Head Coach Butch Jones will participate in the BIG EAST Conference's weekly football coaches media teleconference each Monday, beginning Aug. 27 and running through Nov. 26. Coach Jones's time slot is scheduled for 12:10 p.m. ET. Interested media may access the teleconference by calling John Paquette or Chuck Sullivan at the BIG EAST Conference for more details. For those who are not able to participate during the live teleconference, an archive of Monday's call will be available on the BIG EAST Web site at www.BIGEAST.org.

The call begins promptly at 11 a.m., with the order of schools to be released by the BIG EAST Conference prior to the first call of the season.

collegepressbox.com
 SINCE 2005 EVERYTHING BUT THE PRE-GAME MEAL

collegepressbox.com is the official media website for BIG EAST Conference football. Access and download weekly game notes, quotes, statistics, media guides, headshots, logos and more for the conference and each of its member schools. Login information will be distributed to accredited media or you can apply for a password by sending an e-mail to password@collegepressbox.com.

2012 UNIVERSITY OF CINCINNATI FOOTBALL

MEDIA CALENDAR

Listed below is a tentative schedule of media opportunities entering the 2012 season. During a typical game week, Head Coach Butch Jones will be available on the BIG EAST Coaches Call Monday, at his press conference on Tuesday and following practice on Wednesday. Players will be available following practice on Tuesdays and Wednesdays.

Sun.	Mon.	Tues.	Wed.	Thurs.	Fri.	Sat.	Sun.	Mon.	Tues.	Wed.	Thurs.	Fri.	Sat.
	JULY 30 BIG EAST Media Days	31 BIG EAST Media Days	AUG. 1	2	3	4	SEPT. 30	OCT. 1 BIG EAST Coaches Call	2 UC Press Conference Noon Player Interviews	3 Player Interviews	4	5	6 GAME 4 MIAMI (OH) 7 p.m. • Nippert
5	6	7 PLAYERS REPORT DEPART FOR HIGHER GROUND	8 FIRST PRACTICE	9	10	11	7	8 BIG EAST Coaches Call	9 UC Press Conference Noon Player Interviews	10 Player Interviews	11	12	13 GAME 5 FORDHAM 7 p.m. • Nippert
12	13	14	15	16	17 PHOTO DAY	18	14	15 BIG EAST Coaches Call	16 UC Press Conference Noon Player Interviews	17 Player Interviews	18	19	20 GAME 6 @TOLEDO TBA • Glass
19	20	21	22	23	24	25 RETURN FROM HIGHER GROUND	21	22 BIG EAST Coaches Call	23 UC Press Conference Noon Player Interviews	24 Player Interviews	25	26 GAME 7 @LOUISVILLE 8 p.m. • PJCS	27
26 MEET THE TEAM EVENT DAVE & BUSTER'S TRI-COUNTY	27 BIG EAST Coaches Call	28	29	30	31	SEPT. 1	28	29 BIG EAST Coaches Call	30 UC Press Conference Noon Player Interviews	31 Player Interviews	NOV. 1	2	3 GAME 8 SYRACUSE TBA • Nippert
2 Player Interviews	3 BIG EAST Coaches Call Player Interviews	4 UC Press Conference Noon	5	6 GAME 1 PITTSBURGH 8 p.m. • Nippert	7	8	4	5 BIG EAST Coaches Call	6 UC Press Conference Noon Player Interviews	7 Player Interviews	8	9	10 GAME 9 @TEMPLE TBA • LFF
9	10 BIG EAST Coaches Call	11 UC Press Conference Noon Player Interviews	12 Player Interviews	13	14	15 GAME 2 DELAWARE ST. 7 p.m. • Nippert	11	12 BIG EAST Coaches Call	13 UC Press Conference Noon Player Interviews	14 Player Interviews	15	16	17 GAME 10 RUTGERS Noon • Nippert
16	17 BIG EAST Coaches Call	18	19	20	21	22	18	19 BIG EAST Coaches Call	20 UC Press Conference Noon Player Interviews	21 Player Interviews	22	23 GAME 11 USF TBA • Nippert	24
23	24 BIG EAST Coaches Call	25 UC Press Conference Noon Player Interviews	26 Player Interviews	27	28	29 GAME 3 VIRGINIA TECH TBA • FedEx	25	26 BIG EAST Coaches Call	27 UC Press Conference Noon Player Interviews	28 Player Interviews	29	30	DEC. 1 GAME 12 @CONNECTICUT TBA • Rentschler

BIG EAST COMPOSITE SCHEDULE

Thursday, August 30

Massachusetts at Connecticut 7:30 p.m., BIG EAST Network

Friday, August 31

Villanova at Temple 7 p.m., ESPN3

Saturday, September 1

Northwestern at Syracuse Noon, ESPN2

Rutgers at Tulane 8 p.m., CBS SN

Youngstown State at Pittsburgh 6 p.m., ESPN3

Chattanooga at USF 7 p.m., ESPN3

Sunday, September 2

Kentucky at Louisville 3:30 p.m., ESPN

Thursday, September 6

PITTSBURGH at CINCINNATI 8 p.m., ESPN

Saturday, September 8

North Carolina State at Connecticut Noon, BIG EAST Network

Maryland at Temple Noon, ESPN2

Missouri State at Louisville 3:30 p.m., BIG EAST Network

Howard at Rutgers 3:30 p.m., BIG EAST Network

USF at Nevada 3:30 p.m., CBS SN

Southern California at Syracuse 1 3:30 p.m., ABC/ESPN2

Thursday, September 13

RUTGERS at USF 7:30 p.m., ESPN

Saturday, September 15

Virginia Tech at Pittsburgh Noon, ESPN/ESPN2/ESPN3

Connecticut at Maryland 12:30 p.m., ACC Network

North Carolina at Louisville 3:30 p.m., ABC /ESPN2

Stony Brook at Syracuse 4 p.m., BIG EAST Network

Delaware State at Cincinnati 7 p.m., ESPN3

Saturday, September 22

Connecticut at Western Michigan 2 p.m., ESPN3

Gardner-Webb at Pittsburgh 3:30 p.m., ESPN3

USF at Ball State 4:30 p.m., BIG EAST Network

Louisville at Florida International 7 p.m., ESPN2/ESPN3

Syracuse at Minnesota 8 p.m., Big Ten Network

Rutgers at Arkansas

Temple at Penn State

Saturday, September 29

Buffalo at Connecticut Noon, BIG EAST Network

Louisville at Southern Mississippi 8 p.m., CBS SN

Cincinnati vs. Virginia Tech 2

Florida State at USF ABC/ESPN/ESPN2

Friday, October 5

PITTSBURGH at SYRACUSE 7 p.m., ESPN

Saturday, October 6

Miami (Ohio) at Cincinnati 7 p.m., BIG EAST Network

CONNECTICUT at RUTGERS

USF at TEMPLE

Saturday, October 13

Fordham at Cincinnati

TEMPLE at CONNECTICUT

LOUISVILLE at PITTSBURGH

SYRACUSE at RUTGERS

Friday, October 19

CONNECTICUT at SYRACUSE 8 p.m., ESPN

Saturday, October 20

Pittsburgh at Buffalo 3:30 p.m., BIG EAST Network

Cincinnati at Toledo ESPN2/ESPN3

USF at LOUISVILLE

RUTGERS at TEMPLE

Friday, October 26

CINCINNATI at LOUISVILLE 8 p.m., ESPN/ESPN2

Saturday, October 27

Kent State at Rutgers 3:30 p.m., BIG EAST Network

TEMPLE at PITTSBURGH

SYRACUSE at USF

Saturday, November 3

Pittsburgh at Notre Dame 3:30 p.m., NBC

SYRACUSE at CINCINNATI

CONNECTICUT at USF

TEMPLE at LOUISVILLE

Friday, November 9

PITTSBURGH at CONNECTICUT 8 p.m., ESPN2

Saturday, November 10

CINCINNATI at TEMPLE

LOUISVILLE at SYRACUSE

Army at Rutgers

Saturday, November 17

Temple at Army Noon, CBS SN

RUTGERS at CINCINNATI Noon, BIG EAST Network

USF at Miami (Fla.)

Syracuse at Missouri

Friday, November 23

USF at CINCINNATI ABC/ESPN/ESPN2

SYRACUSE at TEMPLE ABC/ESPN/ESPN2

Saturday, November 24

CONNECTICUT at LOUISVILLE

RUTGERS at PITTSBURGH

Thursday, November 29

LOUISVILLE at RUTGERS 7:30 p.m., ESPN

Saturday, December 1

CINCINNATI at CONNECTICUT ABC/ESPN/ESPN2

PITTSBURGH at USF ABC/ESPN/ESPN2

1 New York's College Classic, MetLife Stadium, East Rutherford, N.J.

2 at FedEx Field, Landover, Md.

All times Eastern; all dates and times subject to change

Additional television arrangements will be announced as they become available and are subject to change

RADIO/TV INFORMATION

UC SPORTS COMMUNICATIONS STAFF



DOUG MOSLEY
SR. ASSOCIATE ATHLETIC
DIRECTOR
Cell: 318.366.8734
doug.mosley@uc.edu



RYAN KOSLEN
ASSOCIATE SID
Cell: 513.497.3132
ryan.koslen@uc.edu
FOOTBALL CONTACT



JEREMY MARTIN
ASSOCIATE SID
Cell: 513.519.9792
jeremy.martin@uc.edu



KATIE BARAN
ASSISTANT SID
Cell: 513.378.9712
katie.baran@uc.edu



JEFF GEISER
ASSISTANT SID
Cell: 513.235.3446
jeff.geiser@uc.edu



TOM GELEHRTER
DIR./NEW MEDIA &
BROADCASTING
Office: 513.556.1275
tom.gelehrter@uc.edu



SHANE HARRISON
MGR./VIDEO PRODUCTION
Cell: 513.556.5004
shane.harrison@uc.edu

RADIO

University of Cincinnati fans have had no trouble tracking the Bearcats due to their radio network.

700 WLW begins its 19th season as the Bearcats' broadcast partner. The station's 50,000-watt signal can project UC games to 38 states and a third of Canada, and worldwide via 700WLW.com, making it possible for UC football fans to hear every game.

WLW augments the broadcast coverage with pregame and postgame programming. Additionally, head coach Butch Jones is featured on an hour-long call-in show each week from the original Montgomery Inn, allowing Cincinnati fans to meet the coach and ask their questions up close and personal.

ON-AIR TALENT



Dan Hoard

DAN HOARD – Play-by-Play

Dan Hoard is in his 13th season as the Voice of the Bearcats, handling the play-by-play duties for the football and men's basketball teams. Hoard, also the radio announcer for the Cincinnati Bengals, first served as UC's over-the-air voice in 1996 and handled the play-by-play on the local television telecasts from 1996-2000. He took over the radio play-by-play duties in 2000.



Jim Kelly, Jr.

JIM KELLY, JR. – Color Analyst

Jim Kelly, a standout receiver for the Bearcats in the mid-1970's, returns for his 22nd season as an analyst. Jim is the son of the late Jim Kelly, Sr., who was associated with UC for over 40 years as an athlete, assistant coach, and administrator. Kelly, Jr. followed in his father's footsteps as an athlete and started three seasons as a wide receiver for UC in the mid-1970's.



Tom Gelehrter

TOM GELEHRTER – Sideline Reporter

Tom Gelehrter is in his sixth year as the sideline reporter for UC football broadcasts. UC's Director of New Media and Broadcasting, Gelehrter is a 2002 graduate of Syracuse University and has worked for the past six years as a college sports broadcaster at both Cincinnati and the University of Akron. A Cleveland native, Gelehrter also hosts Bearcats Sports Weekly with Butch Jones and Mick Cronin on FOX Sports Ohio.



Mo Egger

MO EGGER – Host and Engineer

Mo Egger is the host, producer, and engineer on UC broadcasts. He is the morning sports anchor on 700 WLW, and hosts afternoons on ESPN 1530. A New Jersey native and a graduate of the University of Dayton, he has been with Clear Channel since 1997 and has worked on UC broadcasts since 2001.

TELEVISION

When it comes to television, the University of Cincinnati has one of the most extensive television packages in the country as its partners cover not only the state of Ohio, but the nation.

Seven BIG EAST Conference members are located in the top 12 media markets (DMAs), and 12 members are located in the top 34, covering over 25 percent of all U.S. markets - by far, the largest coverage of any conference. Since its inception in 1979, the BIG EAST Conference has prided itself as a creative innovator in television and publicity concepts.

The BIG EAST has continued that tradition today by providing student-athletes at its 16 member institutions with unparalleled exposure through new landmark agreements with its two primary television partners: ESPN and CBS Sports. The specifics from each of the league's television agreements are outlined below.

The 2011-12 academic year marks the sixth year of a six-year agreement between the BIG EAST Conference and ESPN, Inc. for men's and women's basketball and football. Both founded in 1979, ESPN and the BIG EAST have enjoyed a relationship that has existed for the lives of both entities. The current landmark men's and women's basketball and football contracts have ensured a long-term continuation of that relationship. The number of guaranteed BIG EAST Conference appearances in these sports has been expanded to unprecedented levels under these pacts. Further, they ensure that the BIG EAST will continue to have a solid foothold in national and regional television and new media exposure in the foreseeable future.

In addition, the BIG EAST Network, produced by ESPN Regional Television (ERT) will continue to distribute its Game of the Week package to a nationally syndicated audience, reaching more than 30 million homes. The package is carried by WKRC Local 12 in Cincinnati.

UC is in a multi-year agreement with FOX Sports Ohio that makes the network the exclusive regional cable home of UC football. Programming includes game telecasts, preseason and postseason specials, game replays on Sunday nights, and a weekly coaches show titled 'Bearcats Sports Weekly With Butch Jones'.



BROADCAST PARTNERS





Entering its 111th season, Carson Field at Nippert Stadium is the venerable home of the University of Cincinnati football team and provides the Bearcats with one of the best home-field environments in college football.

Nippert Stadium has been home to Bearcats football since 1901, making it the fourth-oldest playing site and fifth-oldest stadium in college football.

The Bearcats have established program attendance standards over the last five seasons. UC drew a total of 30,246 fans in 2007 before setting back-to-back regular season average records with program-best clips of 31,965, 33,957 and 35,067 in 2008, 2009 and 2010, respectively.



Through numerous renovations, the structure situated in the middle of the Clifton campus has retained its early-century brickwork, wrought iron gates, and trim giving Nippert a comfortable old-time stadium charm and appeal, while remaining a classic showplace for college football. On Nov. 27, 2009 in a game against the University of Illinois, a crowd of 35,106 filled the stadium, setting a single-game attendance record for the fourth time in 2009.

Early-century brickwork combined with wrought iron gates and trim give Nippert a comfortable old-time stadium charm and appeal, while continuing renovations have enabled it to remain a classic showplace for college football.

The last major renovation occurred in 2005 when a new, permanent grandstand added new and improved seating in the North endzone. Underneath the structure are new game locker rooms for both the Bearcats and the visiting team.

The scoreboard features a new video board, nearly twice as large as the previous display, while the playing field is a new installation of FieldTurf, the grass-like artificial turf.

The stadium's founder was Arch Carson, who as captain and principal organizer played a significant role in starting football on the UC campus in 1885. In 1901 as physical director of the university, Carson guided the construction of the field which was later named for him -- the playing surface is still called Carson Field.

In 1916, construction began on a permanent brick-and-concrete stadium structure, which was completed, section-by-section, as funds were raised.

During the season-ending clash with rival Miami (Ohio) in 1923, Jimmy Nippert sustained a spike wound injury and died a month later from blood poisoning. His grandfather, James N. Gamble of Procter and Gamble, provided the funds needed to complete the horseshoe-shaped structure, and the James Gamble Nippert Memorial Stadium was dedicated on Nov. 8, 1924.

In 1936, the playing field was lowered 12 feet to allow spectator seating to increase to 24,000. The Reed Shank Pavilion was added in 1954 to bring the capacity to 28,000. In 1991, the capacity was upped to 35,000 through extending the upper deck, now called the Herschede-Shank Pavilion, and a new pressbox was constructed.

Artificial turf was first installed in 1970 and in 2000, the stadium became one of the first in the U.S. to utilize FieldTurf, a grass-like synthetic surface.

The stadium served as home for the American Football League expansion team, the Cincinnati Bengals, in 1968 and 1969, while their eventual permanent home at Riverfront Stadium was being constructed.

Along with this, the stadium has served as a venue for concerts by Britney Spears, Michael Jackson, NSYNC, Janet Jackson, KT Tunstall, The North Mississippi All-Stars, The Roots, the Cincinnati Opera Company and many more.

On November 2, 2008, President Barack Obama held a campaign rally at Nippert two days before the 2008 Presidential Election to an estimated 27,000 attendees.

The University is currently exploring options for future expansion and renovations to ensure that Nippert Stadium maintains its place as one of the great venues in college football.

TOP-10 CROWDS IN NIPPERT HISTORY

Rank	Attendance	Date	Opponent
1	35,106	11/27/2009	Illinois
2	35,105	11/13/2009	West Virginia
3	35,100	11/7/2009	Connecticut
4	35,099	10/24/2009	Louisville
5	35,098	11/22/2008	Pittsburgh
6	35,097	11/17/2007	West Virginia
7	35,097	10/13/2007	Louisville
8	35,097	09/22/2007	Marshall
9	35,097	09/02/2001	Purdue
10	34,603	11/29/2008	Syracuse

PRESEASON NOTEBOOK

O'DONNELL NAMED TO RAY GUY WATCH LIST ...

- » Pat O'Donnell was named to the watch list for the 2012 Ray Guy Award, which honors the nation's top collegiate punter and is presented by the Augusta Sports Council.
- » UC led the BIG EAST in net punting behind the kicking of O'Donnell, a First-Team All-BIG EAST Conference selection in 2011 as a sophomore.
- » O'Donnell, a semifinalist for the Ray Guy Award a year ago, finished with a net punting average of 43.8 yards per kick, including 26 kicks dropped inside the 20 and a league high 17 boots of 50 yards or more.
- » O'Donnell also handled the kickoff duties, averaging 64.2 yards per kick and giving the opponent and average starting field position on the 27-yard line.
- » Earlier this summer, O'Donnell was named an All-American Athlete by the National Strength and Conditioning Association (NSCA).
- » Below is a look at how O'Donnell ranks with other 2011 Ray Guy semifinalists entering the 2012 campaign.

Player, School, Year	Pts	Gross	Net	I20%	Ret%	50+
Pat O'Donnell, Cin., Jr.	63	43.8	38.8	41%	42%	27%
Steven Clark, Aub., Jr.	72	40.8	38.7	46%	32%	18%
Brian Schmiedebusch, BG, Jr.	57	45.3	43.3	32%	35%	33%
Richie Leone, Hou., Jr.	51	41.1	36.2	24%	46%	23%
Bobby Cowan, Idaho, Sr.	88	46.4	43.2	19%	19%	36%
Ryan Allen, La. Tech, Sr. ^	86	45.4	42.3	45%	33%	34%
Brad Wing, LSU, So.	59	44.4	38.1	46%	59%	34%
Jackson Rice, Ore., Sr.	48	45.9	38.6	35%	69%	35%
Ian Campbell, UTEP, Sr.	48	46.1	41.5	33%	52%	37%

^—2011 Winner

BATTLING IT OUT UNDER CENTER ...

- » One of the primary position battles is going on at quarterback. Jones must find a new starter to replace graduated two-time All-BIG EAST standout Zach Collaros.
- » Munchie Legaux (New Orleans, La./Edna Karr) started three games in 2011 when Collaros went down with an injury, leading UC to a 2-1 mark and throwing for 749 yards and five touchdowns.
- » Brendon Kay (Marine City, Mich./Marine City) has been hampered by injuries during his UC career. But the 6-4, 237-pound senior is healthy and pushed Legaux for reps during 15 spring practices.
- » Patrick Coyne (Cincinnati, Ohio/Badin) redshirted in 2011 but showed great growth during the spring.

FAMILY LEGACY ...

- » Sophomore running back Ralph David Abernathy IV has a family name that should ring a historical bell.
- » Abernathy's late grandfather, Ralph Jr., was a leader in the American Civil Rights Movement, a minister and a close friend of Dr. Martin Luther King, Jr.
- » His father, Ralph III is a former Georgia State Senator.
- » Abernathy IV ran back 39 kicks for 1,034 yards and a touchdown a year ago, averaging 26.5 yards per return.
- » His 90-yard kickoff return for a touchdown helped turn the momentum in the AutoZone Liberty Bowl and the 31-24 win over Vanderbilt.

LATE ADDITIONS ADD DEPTH TO ROSTER ...

- » The University of Cincinnati football team added three student-athletes, wide receiver Braxton Lane (Tyrone, Ga./Sandy Creek HS), linebacker Jeff Luc (Port St. Lucie, Fla./Treasure Coast/Florida State) and defensive lineman Elijah

Shuler (North Brandford, Conn./North Brandford/Pierce CC), to its 2012 roster during the summer.

- » Lane is a freshman who spent the last three years playing professional baseball, Luc is a junior transfer from Florida State who will sit out the 2012 season due to NCAA regulations and Shuler is a junior-college transfer from Pierce College in Los Angeles, Calif.
- » Lane is a 5-11, 192 pound speedster out of Sandy Creek HS in Georgia, the same high school that produced another current UC wideout, sophomore Alex Chisum. Lane, a high school All-America baseball player, spent the past three seasons (2009-2011) in the Texas Rangers' minor league system playing in the Arizona League and for the Spokane Indians and Hickory Crawdads. He was selected in the seventh round of the 2009 Major League Baseball Draft by the Rangers with the 214th overall selection.
- » Luc played in 19 career games at Florida State, tallying 23 career tackles and three tackles for loss. In 2011, he played in 11 games and recorded 15 tackles and two tackles for loss. He was a highly-touted prospect out of Treasure Coast HS, ranked as the No. 1 inside linebacker in the country by Rivals.
- » Shuler joins the Bearcats after a year at Pierce College and another at Mt. Ida College. He saw time in 15 junior-college games, earning five starts and totaling 51 tackles, including 30 solo stops, 4.5 tackles for a loss and 2.5 sacks along with a QB hurry and a fumble recovery.

NEW FACES ON THE COACHING STAFF ...

- » The Bearcats added two new faces to the coaching staff in the offseason, welcoming running backs coach Roy Manning and cornerbacks coach Shannon Morrison to the staff.
- » Manning is in his second tour of duty in Clifton, having served as a graduate assistant during the 2010 season. He spent 2011 at the University of Michigan.
- » Morrison, a 16-year coaching veteran who has been a defensive coordinator at five different schools, spent the 2011 season at Memphis and was most recently at Holy Cross.
- » Along with the additions, there were some staff responsibilities changed. John Jancsek becomes the defensive coordinator and will continue to mentor the linebackers. Mark Elder has moved to defense to coach the safeties and will also add the role of special teams coordinator while TJ Weist adds the duties of recruiting coordinator.

THE KIDS ARE ALRIGHT ...

- » UC's 2012 signing class was ranked as the best in the BIG EAST Conference by Sporting News.
- » The signing class features 16 defensive players and 14 on the offensive side.
- » UC added recruits from nine different states, including 11 student-athletes from the State of Ohio, 10 from within the Tri-State area and five products of Indianapolis. The Bearcats added commitments from California (1), Florida (6), Illinois (1), Michigan (1), Pennsylvania (1) and Tennessee (2).

GETTING AN EARLY START ...

- » The Bearcats added new faces to the spring roster, welcoming nine early enrollees to campus, all high school seniors who enrolled at UC in January.
- » The first-year student-athletes, Kevin Brown (Indianapolis, Ind./Lawrence Central), Deionte Buckley (Indianapolis, Ind./Warren Central), Jonathan Burt (Indianapolis, Ind./Warren Central), Errol Clarke (Miami, Fla./Central), Bennie Coney (Plant City, Fla./Plant City), DeShawn Dowdy (Akron, Ohio/North), Marcus Foster (Troy, Ohio/Troy), Trenton

Norvell (Daytona Beach, Fla./Seabreeze) and Josh Posley (Indianapolis, Ind./Warren Central), took part in winter conditioning and spring football.

LOOKING AT THE NUMBERS ...

- » Over the past five seasons, UC ranks among the Top-20 teams in the country in terms of average Bowl Championship Series rankings.
- » Brett McMurphy at CBSsports.com recently broke down the top teams in the BCS standings over the last five years.
- » McMurphy gave each team a point ranking depending on where they finished: 25 for 1st, 24, for 2nd, etc.
- » UC ended up ranked No. 16 based off of a 22nd place finish in 2007, 12th in 2008 and third in 2009.
- » During that span, UC has won three BIG EAST Conference titles, played in two BCS bowl games and made two other bowl trips while racking up four 10-win seasons.
- » UC was the only BIG EAST Conference program ranked and finished ahead of Arkansas (19th), West Virginia (t-20th), Michigan State (22nd) and Auburn (25th).

CLASS OF THE BIG EAST? ...

- » Cincinnati is the only BIG EAST Conference program with more than one double-digit win season over the last five years, with the Bearcats racking up four 10-win campaigns.
- » The Bearcats have won 55 games over the last six years, also the most among current members of the Big East.
- » The rest, in order: Rutgers (49), South Florida (47), Pittsburgh (44), Connecticut (42), Louisville (41), Temple (36) and Syracuse (26).

NFL BEARCATS ...

- » With NFL training camps getting started, 21 former UC players are getting shots to play at the next level, including seven members of UC's 2011 BIG EAST Conference Championship squad.
- » The NFL Bearcats are: LB Connor Barwin (Houston), WR Armon Binns (Cincinnati), TE Brent Celek (Philadelphia), DE Trent Cole (Philadelphia), WR Mardy Gilyard (Philadelphia), TE Ben Guidugli (St. Louis), WR Vidal Hazelton (Cincinnati), P Kevin Huber (Cincinnati), DT John Hughes (Cleveland), C Jason Kelce (Philadelphia), OT Jeffrey Linkenbach (Indianapolis), DT Ricardo Mathews (Indianapolis), S Haruki Nakamura (Carolina), RB Isaiah Pead (St. Louis), TE Adrien Robinson (New York Giants), LB JK Schaffer (Jacksonville), DE Monte Taylor (Philadelphia), CB Brandon Underwood (Oakland), LS Mike Windt (San Diego), DT Derek Wolfe (Denver) and WR DJ Woods (Tennessee).
- » OG Trevor Canfield (New York Jets) and DE Mike Wright (New England) retired during the offseason.

LOOKING BACK AT 2011 ...

- » UC was the most improved NCAA FBS AQ team in 2011, finishing with a 10-3 mark and a Top-25 final ranking, as well as returning to postseason play, knocking of SEC foe Vanderbilt in the 2011 AutoZone Liberty Bowl, the program's first bowl win over a BCS opponent.
- » UC was the only school in the country to win a conference championship and its league team academic award and is one of two teams to win three conference titles in the last four years (Oregon).
- » Eight student-athletes earned All-BIG EAST accolades in 2011, including BIG EAST Offensive Player of the Year Isaiah Pead and BIG EAST Co-Defensive Player of the Year

Derek Wolfe. Wolfe, a senior defensive tackle, earned spots on five All-America teams, making him UC's sixth All-American since 2007.

- » JK Schaffer was named the 2011 American Eagle Outfitters BIG EAST Football Scholar-Athlete of the Year, the second-straight UC player to win that honor, leading 23 UC student-athletes on the Academic All-BIG EAST squad.
- » The Bearcats were one of the most improved defenses in the nation in 2011, leading the NCAA FBS in tackles for a loss (8.62), ranking second in sacks (3.46), sixth in rushing defense (96.23) and 20th in scoring defense (20.31). UC led the BIG EAST and ranked ninth nationally in turnover margin (0.92) while the Bearcats' 33 turnovers gained was tied for fourth nationally.
- » Offensively, UC averaged 385 yards per game, ranking No. 2 in the BIG EAST in rushing offense (178.5 ypg) and scored an average of 33.3 points per game.
- » Pead closed out his career with back-to-back 1,000-yard seasons, the first UC running back to accomplish that feat in nearly 25 years.

2011 STATS/RANKINGS:

CATEGORY	TOTAL	NCAA	BIG EAST
Rushing offense	178.54 ypg	36	2
Passing offense	207.15 ypg	78	7
Total offense	385.69 ypg	61	3
Scoring offense	33.31 ppg	26	2
Rushing defense	96.23 ypg	6	2
Passing defense	261.15 ypg	99	7
Total defense	357.38 ypg	42	6
Scoring defense	20.31 ppg	20	3
Turnover margin	.92 tpg	9	1

KEY LOSSES ...

- » The Bearcats enter 2012 with the task of replacing some stalwart student-athletes from the past season.
- » Players who exhausted their eligibility include: QB Zach Collaros (2nd Big East, 1,940 yards, 15 TD, 10 INT), RB Isaiah Pead (1st Big East, OPOTY, 1,259 rushing yards, 12 TD, 319 receiving yards, 3 TD), WR D.J. Woods (37 catches, 450 yards, 2 TD), TE Adrien Robinson (12 catches, 183 yards, 3 TD), LT Alex Hoffman (2nd Big East), LG Randy Martinez (1st Big East), C Evan Davis, DT Derek Wolfe (1st Big East, DPOTY, 70 tackles, 21.5 TFL, 9.5 sacks), DT John Hughes (51 tackles, 12.5 TFL, 5 sacks), LB J.K. Schaffer (1st Big East, 114 tackles, 13 TFL, 4.5 sacks, 3 INT, 3 FF) and FS Wesley Richardson (71 tackles).

MITCH'S MISSION ...

- » The Bearcats recently helped Mitch's Mission raise \$20,000 for Cincinnati Children's Hospital to send children from the Cancer and Blood Diseases Institute at Cincinnati Children's to summer camp at Camp Joy in Clarksville, Ohio for a week.
- » In February, nearly 500 people, including head coach Butch Jones and 120 student-athletes from all of the Bearcats' programs, celebrated the second annual Mitch's Mission Playdate With The Bearcats at UC's CWRC.
- » Playdate participants had access to amenities of the beautiful CWRC, including swimming in the lazy river, rock-climbing and basketball.
- » In addition, those on hand for the playdate took part in carnival type games like the football toss and were able to interact with all the UC student-athletes and coaches on hand. Several autograph sessions took place along with

face painting, food and music.

- » Mitch's Mission grew out of the relationship between the UC Bearcat football team and Mitch Stone, a young cancer patient who was adopted by the team during their 2009 record-breaking season. Today, Mitch is healthy and cancer-free. With help from the team, Mitch's family started Mitch's Mission so that they could continue helping kids facing similar health challenges.
- » For more information or to make a donation, please go to www.mitchsmision.com.

STREAKING AT HOME IN NON-LEAGUE PLAY ...

- » UC has won 21 straight home non-conference games at Nippert Stadium, dating back to a 30-24 win over Temple in three overtimes on Sept. 20, 2003.
- » UC is 15-0 on the home turf in non-conference play since the 2007 season.

NIPPERT STADIUM ...

- » Construction began on UC's home field, Nippert Stadium in 1916 and was completed in 1923.
- » UC has used the Nippert site as a playing field since 1902, making it the second-oldest playing site in the nation for college football behind Penn's Franklin Field (1895).
- » Among NCAA FBS schools, Nippert is the third-oldest stadium still in use, behind Bobby Dodd Stadium (Georgia Tech - 1913), Davis Wade Stadium (Mississippi State - 1914) and ahead of Wisconsin's Camp Randall Stadium, which was built in 1917.
- » Head coach Butch Jones calls Nippert the 'Wrigley Field' of college football.

GOING STREAKING ...

- » UC had a 14-game Nippert Stadium winning streak snapped in 2010 against USF. The streak dated back to the 2008 season.
- » Spanning the 2008-09 seasons and the first two home games at Nippert in 2010 (UC played Oklahoma at Paul Brown Stadium), marked the first time in UC history the Bearcats went undefeated at home in back-to-back seasons.
- » The school-record streak of 15-straight wins was set during a span from Nov. 8, 1952-Nov. 13, 1954.
- » Ten of the Top 12 crowds in Nippert history, including a stadium record of 35,106 against Illinois in 2009, have occurred since 2007.

BEARCAT OLYMPICS ...

- » When Head Coach Butch Jones arrived on the UC campus in January of 2010, he instituted the Bearcat Olympics.
- » The offseason program features players grouped into nine teams that compete in a number of activities, including academics, community service, and workouts.
- » The culmination of the program's winter conditioning schedule, Night of Champions is one of the key components of the Bearcat Olympics.

CHANGING BODIES

- » Asst. AD/Sports Performance Dave Lawson has led an overall change of body type for the Bearcats.
- » Two of the biggest benefactors of the change have been DE Walter Stewart and OL Andre Cureton.
- » When he arrived at UC, Stewart was a 216-pound OLB. Today he takes the field as a 247-pound DE.
- » Cureton went the opposite way, arriving at UC at 364 pounds. He suited up on opening day at 295 pounds.

- » When Lawson arrived at UC, there were only four Bearcats who could crack 400 lbs. on the bench press, a number that now is over 18.

TAKE ME TO HIGHER GROUND ...

- » For the past 13 years, the UC football has called the Higher Ground Conference and Retreat Center in West Harrison, Ind., its preseason training home.
- » The 280-acre facility is located about 30 miles from campus and has served as the Bearcats training camp location since the lead up to the 1999 season.
- » Among many amenities, Higher Ground features a pair of 100-yard FieldTurf practice fields, ample living and meeting spaces and no distractions from football.

OFF-CAMPUS TRAINING SITES ...

- » The University of Cincinnati is one of seven schools who spend time at an off campus site during football training camp.
- » The Bearcats will report in this season and immediately depart for West Harrison, Ind., giving UC a 19-day stay at the Higher Ground Conference & Retreat Center, it's longest during Coach Butch Jones' tenure.

School	Site	City/Miles From Campus
Arizona	Fort Huachuca	Sierra Vista, Ariz./70
Cincinnati	Camp Higher Ground	W. Harrison, Ind./27
Illinois	Camp Rantoul	Rantoul, Ill./20
New Mexico	Camp Lobo	Ruidoso, N.M./185
Northwestern	UW Parkside	Kenosha, Wis./52
UNLV	Camp Rebel	Ely, Nev./248
UTEP	New Mexico Tech	Socorro, N.M./189

SEMESTER CONVERSION ...

- » When UC begins the academic term on Aug. 27, 2012 the Bearcats will move from a quarter to semester system for the first time since the 1960s.
- » The quarter system divides the academic year into 10-week periods. The semester system divides the year into fall and spring semesters, each with about 14 weeks of instruction in addition to a summer session with about 14 weeks of instruction.
- » Fall semester will begin in late August and end in mid-December. Spring semester will begin in early January and end in late April. Summer session will begin in early May and end in early August.
- » One benefit is that UC students will be on hand to attend early season football games in Nippert Stadium.

A BRIEF HISTORY OF UC ...

- » The University of Cincinnati, Ohio's premier urban research university, traces its origins to 1819.
- » Today, the University of Cincinnati is classified as a Research University (Very High Research Activity) by the Carnegie Commission and is ranked as one of America's top 25 public research universities by the National Science Foundation.
- » U.S. News has ranked UC in the Top Tier of America's Best Colleges. The Chronicle of Higher Education calls UC a "research heavyweight."
- » Forbes and Delta Sky magazines have named UC one of the world's most beautiful campuses.
- » UC is the largest employer in the Cincinnati region, with an economic impact of more than \$3 billion.

2012 UNIVERSITY OF CINCINNATI FOOTBALL

ROSTER

NUMERICAL

No.	Name	Pos.	Ht.	Wt.	Cl.	Ex.	Hometown/High School/Last School
	1	Ralph David Abernathy IV	RB	5-7	168	So.	1L Atlanta, Ga./Westminster School
+	2	Dyjuan Lewis *	WR	6-3	199	So.	1L Indianapolis, Ind./Pike
+	2	Trenier Orr *	DB	5-11	182	Fr.	RS Winter Garden, Fla./Ocoee
	3	Braxton Lane	WR	5-11	192	Fr.	HS Tyrone, Ga./Sandy Creek HS
+	4	Maalik Bomar	LB	6-2	224	Sr.	3L Cincinnati, Ohio/Winton Woods
+	4	Munchie Legaux	QB	6-5	198	Jr.	2L New Orleans, La./Edna Karr
	6	Anthony McClung	WR	6-0	163	Jr.	2L Indianapolis, Ind./Pike
	7	Kenbrell Thompkins *	WR	6-1	185	Sr.	1L Miami, Fla./Northwestern/EI Camino CC
	8	Adrian Witty *	DB	5-10	184	So.	1L Deerfield Beach, Fla./Deerfield Beach
+	9	Dominique Battle	DB	5-11	190	Sr.	2L Boca Raton, Fla./American Heritage
+	9	Patrick Coyne *	QB	6-1	233	Fr.	RS Cincinnati, Ohio/Badin
+	10	Jordan Luallen *	WR	6-3	215	Jr.	1L Greenwood, Ind./Center Grove/Ga. Tech
+	10	Bennie Coney	QB	6-3	215	Fr.	HS Plant City, Fla./Plant City
+	11	Deven Drane	DB	5-11	187	Jr.	2L Plantation, Fla./Plantation
+	11	Brendon Kay *	QB	6-4	237	Sr.	SQ Marine City, Mich./Marine City
	12	Trenton Norvell	QB	6-5	213	Fr.	HS Daytona Beach, Fla./Seabreeze
	13	Pat Lambert *	DB	6-1	206	Sr.	3L St. Cloud, Fla./Osceola
	14	Tony Miliano ^ *	K	6-2	196	So.	1L North Bend, Ohio/Elder
	15	Chris Moore *	WR	6-1	180	Fr.	RS Tampa, Fla./Thomas Jefferson
	16	Damon Julian	WR	6-2	215	Sr.	1L Sicklerville, N.J./Winslow Twp./Pierce CC
	17	Malcolm Murray	DB	6-1	197	Sr.	SQ Glendale, Calif./Junipero Serra/Mt. SAC
	18	Travis Kelce *	TE	6-6	255	Sr.	2L Cleveland Hts., Ohio/Cleveland Hts.
	19	Shaq Washington *	WR	5-9	168	Fr.	RS Maple Hts., Ohio/Maple Hts.
+	20	Leviticus Payne	WR	5-9	176	Fr.	HS Southfield, Mich./Southfield
+	20	Chris Williams	DB	5-11	194	Sr.	3L Cincinnati, Ohio/Winton Woods
	21	Camerron Cheatham *	DB	5-9	192	Sr.	3L Kalamazoo, Mich./Central
	22	Jameel Poteat	RB	5-10	198	So.	1L Harrisburg, Pa./Bishop McDevitt
	23	Tion Green	RB	6-0	197	Fr.	HS Altamonte Springs, Fla./Lake Brantley
+	24	Chris Burrell ^	WR	5-7	170	So.	TR Westwood, N.J./Don Bosco/Temple
+	24	John Lloyd ^	P	6-2	245	So.	SQ Cincinnati, Ohio/CHCA
	25	Arryn Chenault	DB	6-0	205	Jr.	2L Cincinnati, Ohio/Fairfield
+	26	Drew Frey *	DB	6-3	209	Sr.	3L Wilmington, Ohio/Clinton-Massie
	27	Drake Bruns	DB	6-0	190	Fr.	HS Fort Thomas, Ky./Highlands
	29	Andre Jones	DB	6-1	195	Fr.	HS Cincinnati, Ohio/Colerain
	30	Aaron Roberson ^ *	DB	5-11	183	Sr.	2L Maple Hts., Ohio/Chanel/Gannon
	31	Deionte Buckley	RB	5-9	200	Fr.	HS Indianapolis, Ind./Warren Central
	32	George Winn *	RB	5-11	202	Sr.	3L Southfield, Mich./U. of Detroit Jesuit
	33	Solomon Tentman *	LB	6-2	227	So.	1L Cincinnati, Ohio/Roger Bacon
	34	Pat O'Donnell	P	6-5	219	Jr.	2L Lakeworth, Fla./Palm Beach Central
+	35	Dylan Coombs	DB	6-1	185	Fr.	HS Cincinnati, Ohio/Colerain
+	35	Josh Russ *	TE	6-5	240	So.	SQ Elyria, Ohio/Elyria Catholic
	36	Marcus Foster	DB	6-1	211	Fr.	HS Troy, Ohio/Troy
	37	Joey Jones	LB	6-0	190	Fr.	HS Homestead, Fla./South Dade
	38	Adam Fearing ^	RB	5-9	183	Sr.	SQ Dayton, Ohio/Carroll
	39	Demitri Beal *	DB	5-11	190	So.	1L Pembroke Park, Fla./Chaminade-Madonna
	40	Kevin Brown	DB	6-1	200	Fr.	HS Indianapolis, Ind./Lawrence Central
+	41	Nick Hunt	K	5-7	160	Fr.	HS Cincinnati, Ohio/McNicholas
+	41	Kevin Hyland ^	LB	6-2	225	So.	SQ Cincinnati, Ohio/Elder
	42	Corey Griffin	LB	6-1	205	Fr.	HS Miami, Fla./Coral Reef Senior
	43	Nick Temple	LB	5-10	221	So.	1L Indianapolis, Ind./Warren Central
	44	Corey Mason *	LB	6-3	230	So.	SQ Cincinnati, Ohio/Elder
	45	Ey'Shawn McClain	LB	6-2	220	Fr.	HS Jacksonville, Fla./Raines
+	46	Devin Bruns	LB	6-1	227	Fr.	HS Fort Thomas, Ky./Highlands
+	46	Jared Golden	TE	6-1	234	Fr.	HS Gallipolis, Ohio/Gallia Academy
+	46	Mitch Meador *	DL	6-4	265	Jr.	2L Greenwood, Ind./Whiteland Community
	47	Colin Lozier ^	LB	6-0	222	Sr.	3L Cincinnati, Ohio/Colerain
+	48	Jeff Luc	LB	6-1	252	Jr.	TR Port St. Lucie, Fla./Treasure Coast/Fla. St.
+	48	Breon Mapp ^ *	DB	5-10	201	Jr.	TR Cincinnati, Ohio/Anderson/Thomas More
+	48	Matt Staubach ^ *	TE	6-5	250	Fr.	RS Cincinnati, Ohio/McNicholas
	49	Anthony King	RB	5-11	225	Jr.	1L Chicago, Ill./Ayersville
	50	Alex Pace	DL	6-3	284	Fr.	HS Cleveland, Ohio/Ginn Academy
	51	Greg Blair	LB	6-2	261	Sr.	SQ Pittsburgh, Pa./Schenley/Lackawanna CC
	52	Elijah Shuler	DL	6-4	260	Jr.	JC N. Brandford, Conn./N. Brandford/Pierce CC

ALPHABETICAL

No.	Name	Pos.
1	Ralph David Abernathy IV	RB
88	Shakim Alonzo	WR
86	Blake Annen *	TE
+ 9	Dominique Battle	DB
39	Demitri Beal *	DB
90	Camaron Beard *	DL
51	Greg Blair	LB
+ 4	Maalik Bomar	LB
59	Deyshawn Bond	OL
40	Kevin Brown	DB
+ 46	Devin Bruns	LB
27	Drake Bruns	DB
53	Franklin Brusciannelli	LB
31	Deionte Buckley	RB
76	Austen Bujnoch *	OL
+ 24	Chris Burrell ^	WR
95	Jonathan Burt	DL
57	Clemente Casseus ^ *	LB
21	Camerron Cheatham *	DB
25	Arryn Chenault	DB
80	Alex Chisum	WR
56	Errol Clarke	LB
84	Nate Cole	WR
+ 10	Bennie Coney	QB
+ 35	Dylan Coombs	DB
+ 9	Patrick Coyne *	QB
79	Andre Cureton *	OL
91	Adam Dempsey ^	DL
81	DJ Dowdy	TE
+ 11	Deven Drane	DB
78	Parker Ehinger *	OL
+ 38	Adam Fearing ^	RB
36	Marcus Foster	DB
+ 26	Drew Frey *	DB
99	Dan Giordano *	DL
46	Jared Golden	TE
87	Jeremy Graves	WR
23	Tion Green	RB
42	Corey Griffin	LB
97	Chad Hannah *	DL
93	Brad Harrah *	DL
77	Sean Hooley	OL
41	Nick Hunt	K
41	Kevin Hyland ^	LB
29	Andre Jones	DB
37	Joey Jones	LB
16	Damon Julian	WR
+ 11	Brendon Kay *	QB
62	Cory Keebler *	OL
18	Travis Kelce *	TE
49	Anthony King	RB
13	Pat Lambert *	DB
3	Braxton Lane	WR
73	Ryan Leahy	OL
71	Eric Lefeld *	OL
+ 4	Munchie Legaux	QB
+ 2	Dyjuan Lewis *	WR
+ 24	John Lloyd ^	P
60	Sam Longo *	OL
55	Roney Lozano *	DL
47	Colin Lozier ^	LB
+ 10	Jordan Luallen *	WR
48	Jeff Luc	LB

ALPHABETICAL

No.	Name	Pos.
69	Dominic Mainello ^ *	OL
+ 48	Breon Mapp ^ *	DB
44	Corey Mason *	LB
45	Ey'Shawn McClain	LB
66	Sean McClellan *	OL
6	Anthony McClung	WR
+ 46	Mitch Meador *	DL
14	Tony Miliano ^ *	K
83	Danny Milligan *	WR
58	Brandon Mills *	DL
70	Brandon Mitchell *	DL
15	Chris Moore *	WR
82	Max Morrison *	WR
92	Silverberry Mouhon *	DL
68	Daniel Murray *	OL
74	Justin Murray *	OL
17	Malcolm Murray	DB
12	Trenton Norvell	QB
34	Pat O'Donnell	P
+ 2	Trenier Orr *	DB
50	Alex Pace	DL
+ 20	Leviticus Payne	WR
96	Josh Posley	DL
22	Jameel Poteat	RB
89	Demetrius Richardson ^	TE
30	Aaron Roberson ^ *	DB
+ 35	Josh Russ *	TE
75	Kevin Schloemer *	OL
52	Elijah Shuler	DL
63	Dan Sprague *	OL
48	Matt Staubach ^ *	TE
94	Jordan Stepp *	DL
54	Walter Stewart *	DL
43	Nick Temple	LB
33	Solomon Tentman *	LB
7	Kenbrell Thompkins *	WR
19	Shaq Washington *	WR
98	Chad West *	DL
+ 20	Chris Williams	DB
61	Kirk Willis ^ *	LS
32	George Winn *	RB
8	Adrian Witty *	DB

NUMERICAL

No.	Name	Pos.	Ht.	Wt.	Cl.	Ex.	Hometown/High School/Last School
53	Franklin Bruscianelli	LB	6-0	220	Fr.	HS	Woodridge, Ill./Montini Catholic
54	Walter Stewart *	DL	6-5	247	Sr.	3L	Ashville, Ohio/Teays Valley
55	Roney Lozano *	DL	6-2	273	So.	1L	Miami, Fla./American
56	Errol Clarke	LB	6-3	209	Fr.	HS	Miami, Fla./Central
57	Clemente Casseus ^ *	LB	6-1	222	Fr.	RS	Miami Fla./Everglades
58	Brandon Mills *	DL	5-10	252	Sr.	3L	Cincinnati, Ohio/Colerain
59	Deyshawn Bond	OL	6-3	283	Fr.	HS	Indianapolis, Ind./Warren Central
60	Sam Longo *	OL	6-5	280	Jr.	TR	Spring Valley, Ohio/Bellbrook/Ohio State
61	Kirk Willis ^ *	LS	6-2	227	Fr.	RS	Granville, Ohio/Granville
62	Cory Keebler *	OL	6-7	283	So.	1L	Liberty Township, Ohio/Lakota East
63	Dan Sprague *	OL	6-3	286	Jr.	SQ	Worthington, Ohio/Kilbourne
66	Sean McClellan *	OL	6-4	293	Jr.	SQ	Cincinnati, Ohio/Moeller
68	Daniel Murray *	OL	6-3	284	Fr.	RS	San Diego, Calif./Torrey Pines
69	Dominic Mainello ^ *	OL	6-3	273	So.	SQ	Fort Mitchell, Ky./Beachwood
70	Brandon Mitchell *	DL	6-2	318	Fr.	RS	Cincinnati, Ohio/Withrow
71	Eric Lefeld *	OL	6-6	283	So.	1L	Coldwater, Ohio/Coldwater
73	Ryan Leahy	OL	6-6	256	Fr.	HS	Cincinnati, Ohio/LaSalle
74	Justin Murray *	OL	6-5	266	Fr.	RS	Cincinnati, Ohio/Sycamore
75	Kevin Schloemer *	OL	6-7	299	So.	SQ	Liberty Township, Ohio/Lakota West
76	Austen Bujnoch *	OL	6-5	280	Jr.	2L	Cincinnati, Ohio/Elder
77	Sean Hooley	OL	6-9	298	Sr.	2L	Litchfield, Mich./Hillsdale
78	Parker Ehinger *	OL	6-7	280	Fr.	RS	Rockford, Mich./Rockford
79	Andre Cureton *	OL	6-6	308	Jr.	SQ	Indianapolis, Ind./Pike
80	Alex Chisum	WR	6-3	186	So.	1L	Fayetteville, Ga./Sandy Creek
81	DJ Dowdy	TE	6-4	235	Fr.	HS	Akron, Ohio/North
82	Max Morrison *	WR	6-1	169	Fr.	RS	Kenton, Ohio/Kenton
83	Danny Milligan *	WR	5-9	175	Sr.	2L	Cincinnati, Ohio/St. Xavier
84	Nate Cole	WR	6-0	177	Fr.	HS	Memphis, Tenn./Mitchell
86	Blake Annen *	TE	6-5	244	Jr.	2L	Upper Arlington, Ohio/Upper Arlington
87	Jeremy Graves	WR	6-2	185	Fr.	HS	Cleveland, Ohio/Maple Heights
88	Shakim Alonzo	WR	6-5	205	Fr.	HS	Pittsburgh, Pa./Woodland Hills
89	Demetrius Richardson ^	TE	6-2	254	Sr.	2L	Marlton, N.J./Cherokee/USMAPS
90	Camaron Beard *	DL	6-5	274	So.	1L	Indianapolis, Ind./Cathedral
91	Adam Dempsey ^	DL	6-2	267	Sr.	SQ	Fort Thomas, Ky./Highlands
92	Silverberry Mouhon *	DL	6-4	250	Fr.	RS	Norcross, Ga./Norcross
93	Brad Harrah *	DL	6-5	250	So.	SQ	Marion, Ohio/Marion Pleasant
94	Jordan Stepp *	DL	6-1	274	Jr.	2L	Indianapolis, Ind./Ben Davis
95	Jonathan Burt	DL	6-1	235	Fr.	HS	Indianapolis, Ind./Warren Central
96	Josh Posley	DL	6-1	250	Fr.	HS	Indianapolis, Ind./Warren Central
97	Chad Hannah *	DL	6-6	242	Fr.	RS	Tampa, Fla./Gaither
98	Chad West *	DL	6-6	257	Fr.	RS	Perry, Ohio/Perry
99	Dan Giordano *	DL	6-4	257	Sr.	3L	Frankfort, Ill./Lincoln-Way East

+ - Duplicate Number; ^ -Walk-On; * -Has utilized redshirt year

2012 UNIVERSITY OF CINCINNATI FOOTBALL

PRESEASON DEPTH CHART

OFFENSE

LT	71	Eric Lefeld	6-6	283	So.	1L	Coldwater, Ohio/Coldwater
	62	Cory Keebler	6-7	283	So.	1L	Liberty Township, Ohio/Lakota East
LG	60	Sam Longo	6-5	280	Jr.	TR	Spring Valley, Ohio/Bellbrook/Ohio State
	66	Sean McClellan	6-4	293	Jr.	SQ	Cincinnati, Ohio/Moeller
C	63	Dan Sprague	6-3	286	Jr.	SQ	Worthington, Ohio/Kilbourne
	60	Sam Longo	6-5	280	Jr.	TR	Spring Valley, Ohio/Bellbrook/Ohio State
RG	76	Austen Bujnoch	6-5	280	Jr.	2L	Cincinnati, Ohio/Elder
	75	Kevin Schloemer	6-7	299	So.	SQ	Liberty Township, Ohio/Lakota West
RT	77	Sean Hooley	6-9	298	Sr.	2L	Litchfield, Mich./Hillsdale
	78	Parker Ehinger	6-7	280	Fr.	RS	Rockford, Mich./Rockford
TE	18	Travis Kelce	6-6	255	Sr.	2L	Cleveland Hts., Ohio/Cleveland Hts.
	86	Blake Annen	6-5	244	Jr.	2L	Upper Arlington, Ohio/Upper Arlington
WR	7	Kenbrell Thompkins	6-1	185	Sr.	1L	Miami, Fla./Northwestern/El Camino CC
	15	Chris Moore	6-1	180	Fr.	RS	Tampa, Fla./Thomas Jefferson
WR	6	Anthony McClung	6-0	163	Jr.	2L	Indianapolis, Ind./Pike
	3	Braxton Lane	5-11	192	Fr.	HS	Tyrone, Ga./Sandy Creek HS
	83	Danny Milligan	5-9	175	Sr.	2L	Cincinnati, Ohio/St. Xavier
WR	80	Alex Chisum	6-3	186	So.	1L	Fayetteville, Ga./Sandy Creek
	16	Damon Julian	6-2	215	Sr.	1L	Sicklerville, N.J./Winslow Twp./Pierce CC
QB -or-	4	Munchie Legaux	6-5	198	Jr.	2L	New Orleans, La./Edna Karr
	11	Brendon Kay	6-4	237	Sr.	SQ	Marine City, Mich./Marine City
	9	Patrick Coyne	6-1	233	Fr.	RS	Cincinnati, Ohio/Badin
RB	32	George Winn	5-11	202	Sr.	3L	Southfield, Mich./U. of Detroit Jesuit
	22	Jameel Poteat	5-10	198	So.	1L	Harrisburg, Pa./Bishop McDevitt
	1	Ralph David Abernathy IV	5-7	168	So.	1L	Atlanta, Ga./Westminster School
	31	Deionte Buckley	5-9	200	Fr.	HS	Indianapolis, Ind./Warren Central

SPECIAL TEAMS

LS	61	Kirk Willis	6-2	227	Fr.	RS	Granville, Ohio/Granville
	41	Kevin Hyland	6-2	225	So.	SQ	Cincinnati, Ohio/Elder
H	34	Pat O'Donnell	6-5	219	Jr.	2L	Lakewood, Fla./Palm Beach Central
	83	Danny Milligan	5-9	175	Sr.	2L	Cincinnati, Ohio/St. Xavier
PK	14	Tony Miliano	6-2	196	So.	1L	North Bend, Ohio/Elder
	34	Pat O'Donnell	6-5	219	Jr.	2L	Lakewood, Fla./Palm Beach Central
KO	34	Pat O'Donnell	6-5	219	Jr.	2L	Lakewood, Fla./Palm Beach Central
	14	Tony Miliano	6-2	196	So.	1L	North Bend, Ohio/Elder

DEFENSE

L	54	Walter Stewart	6-5	247	Sr.	3L	Ashville, Ohio/Teays Valley
	58	Brandon Mills	5-10	252	Sr.	3L	Cincinnati, Ohio/Colerain
T	90	Camaron Beard	6-5	274	So.	1L	Indianapolis, Ind./Cathedral
	46	Mitch Meador	6-4	265	Jr.	2L	Greenwood, Ind./Whiteland Community
N	94	Jordan Stepp	6-1	274	Jr.	2L	Indianapolis, Ind./Ben Davis
	46	Mitch Meador	6-4	265	Jr.	2L	Greenwood, Ind./Whiteland Community
E	99	Dan Giordano	6-4	257	Sr.	3L	Frankfort, Ill./Lincoln-Way East
	92	Silverberry Mouhon	6-4	250	Fr.	RS	Norcross, Ga./Norcross
WLB	4	Maalik Bomar	6-2	224	Sr.	3L	Cincinnati, Ohio/Winton Woods
	56	Errol Clarke	6-3	209	Fr.	HS	Miami, Fla./Central
MLB	33	Solomon Tentman	6-2	227	So.	1L	Cincinnati, Ohio/Roger Bacon
	51	Greg Blair	6-2	261	Sr.	SQ	Pittsburgh, Pa./Schenley/Lackawanna CC
SLB	43	Nick Temple	5-10	221	So.	1L	Indianapolis, Ind./Warren Central
	44	Corey Mason	6-3	230	So.	SQ	Cincinnati, Ohio/Elder
BC	11	Deven Drane	5-11	187	Jr.	2L	Plantation, Fla./Plantation
	2	Trenier Orr	5-11	182	Fr.	RS	Winter Garden, Fla./Ocoee
NK	20	Chris Williams	5-11	194	Sr.	3L	Cincinnati, Ohio/Winton Woods
	30	Aaron Roberson	5-11	183	Sr.	2L	Maple Hts., Ohio/Chanel/Gannon
FS	25	Arryn Chenault	6-0	205	Jr.	2L	Cincinnati, Ohio/Fairfield
	17	Malcolm Murray	6-1	197	Sr.	SQ	Glendale, Calif./Junipero Serra/Mt. SAC
SS	26	Drew Frey	6-3	209	Sr.	3L	Wilmington, Ohio/Clinton-Massie
	8	Adrian Witty	5-10	184	So.	1L	Deerfield Beach, Fla./Deerfield Beach
FC	21	Camerron Cheatham	5-9	192	Sr.	3L	Kalamazoo, Mich./Central
	9	Dominique Battle	5-11	190	Sr.	2L	Boca Raton, Fla./American Heritage
P	34	Pat O'Donnell	6-5	219	Jr.	2L	Lakewood, Fla./Palm Beach Central
	24	John Lloyd	6-2	245	So.	SQ	Cincinnati, Ohio/CHCA
KOR	1	Ralph David Abernathy IV	5-7	168	So.	1L	Atlanta, Ga./Westminster School
	6	Anthony McClung	6-0	163	Jr.	2L	Indianapolis, Ind./Pike
	19	Shaq Washington	5-9	168	Fr.	RS	Maple Hts., Ohio/Maple Hts.
PR	1	Ralph David Abernathy IV	5-7	168	So.	1L	Atlanta, Ga./Westminster School
	6	Anthony McClung	6-0	163	Jr.	2L	Indianapolis, Ind./Pike
	83	Danny Milligan	5-9	172	Jr.	1L	Cincinnati, Ohio/St. Xavier

PRONUNCIATIONS

PLAYERS	
Blake Annen	ANN-in
Arryn Chenault	SHA-nault
Austen Bujnoch	BOOJ-knock
Clemente Casseus	cluh-MEN-tay CASS-ee-us
Parker Ehinger	EIN-ger
Drew Frey	Fry
Dan Giordano	GEE-or-dah-no
Travis Kelce	KEL-see
Eric Lefeld	LAY-feld
Munchie Legaux	LAY-go
Dyjuan Lewis	DUH-wan

PLAYERS	
Roney Lozano	row-NEY luh-ZAH-no
Colin Lozier	LOW-zhur
Jordan Luallen	lou-AL-in
Innocent Macha	MA-cha
Mitch Meador	MEH-door
Tony Miliano	mil-eee-AHH-no
Silverberry Mouhon	MOO-hon
Trenier Orr	TRUH-neer
Jameel Poteat	JUH-mel
Kevin Schloemer	SHLO-mer

COACHES	
Mike Bajakian	buh-JAY-key-in
John Jancek	JAN-sick
Mike Szerszen	sir-SHIN
T.J. Weist	WEEST

ROSTER BY POSITION

DEFENSIVE BACKS

DEFENSIVE BACKS								69	Dominic Mainello ^ *	OL	6-3	273	So.	SQ	Fort Mitchell, Ky./Beachwood	
No.	Name	Pos.	Ht.	Wt.	Cl.	Ex.	Hometown/High School/Last School	71	Eric Lefeld *	OL	6-6	283	So.	1L	Coldwater, Ohio/Coldwater	
2	Trenier Orr *	DB	5-11	182	Fr.	RS	Winter Garden, Fla./Ocoee	73	Ryan Leahy	OL	6-6	256	Fr.	HS	Cincinnati, Ohio/LaSalle	
8	Adrian Witty *	DB	5-10	184	So.	1L	Deerfield Beach, Fla./Deerfield Beach	74	Justin Murray *	OL	6-5	266	Fr.	RS	Cincinnati, Ohio/Sycamore	
9	Dominique Battle	DB	5-11	190	Sr.	2L	Boca Raton, Fla./American Heritage	75	Kevin Schloemer *	OL	6-7	299	So.	SQ	Liberty Township, Ohio/Lakota West	
11	Deven Drane	DB	5-11	187	Jr.	2L	Plantation, Fla./Plantation	76	Austen Bujnoch *	OL	6-5	280	Jr.	2L	Cincinnati, Ohio/Elder	
13	Pat Lambert *	DB	6-1	206	Sr.	3L	St. Cloud, Fla./Osceola	77	Sean Hooley	OL	6-9	298	Sr.	2L	Litchfield, Mich./Hillsdale	
17	Malcolm Murray	DB	6-1	197	Sr.	SQ	Glendale, Calif./Junipero Serra/Mt. SAC	78	Parker Ehinger *	OL	6-7	280	Fr.	RS	Rockford, Mich./Rockford	
20	Chris Williams	DB	5-11	194	Sr.	3L	Cincinnati, Ohio/Winton Woods	79	Andre Cureton *	OL	6-6	308	Jr.	SQ	Indianapolis, Ind./Pike	
21	Camerron Cheatham *	DB	5-9	192	Sr.	3L	Kalamazoo, Mich./Central									
25	Arryn Chenault	DB	6-0	205	Jr.	2L	Cincinnati, Ohio/Fairfield	QUARTERBACKS								
26	Drew Frey *	DB	6-3	209	Sr.	3L	Wilmington, Ohio/Clinton-Massie	No.	Name	Pos.	Ht.	Wt.	Cl.	Ex.	Hometown/High School/Last School	
27	Drake Bruns	DB	6-0	190	Fr.	HS	Fort Thomas, Ky./Highlands	4	Munchie Legaux	QB	6-5	198	Jr.	2L		New Orleans, La./Edna Karr
29	Andre Jones	DB	6-1	195	Fr.	HS	Cincinnati, Ohio/Colerain	9	Patrick Coyne *	QB	6-1	233	Fr.	RS		Cincinnati, Ohio/Badin
30	Aaron Roberson ^ *	DB	5-11	183	Sr.	2L	Maple Hts., Ohio/Chanel/Gannon	10	Bennie Coney	QB	6-3	215	Fr.	HS		Plant City, Fla./Plant City
35	Dylan Coombs	DB	6-1	185	Fr.	HS	Cincinnati, Ohio/Colerain	11	Brendon Kay *	QB	6-4	237	Sr.	SQ		Marine City, Mich./Marine City
36	Marcus Foster	DB	6-1	211	Fr.	HS	Troy, Ohio/Troy	12	Trenton Norvell	QB	6-5	213	Fr.	HS		Daytona Beach, Fla./Seabreeze
39	Demitri Beal *	DB	5-11	190	So.	1L	Pembroke Park, Fla./Chaminade-Madonna									
40	Kevin Brown	DB	6-1	200	Fr.	HS	Indianapolis, Ind./Lawrence Central	RUNNING BACKS								
48	Breon Mapp ^ *	DB	5-10	201	Jr.	TR	Cincinnati, Ohio/Anderson/Thomas More	No.	Name	Pos.	Ht.	Wt.	Cl.	Ex.	Hometown/High School/Last School	

DEFENSIVE LINE

No.	Name	Pos.	Ht.	Wt.	Cl.	Ex.	Hometown/High School/Last School	23	Tion Green	RB	6-0	197	Fr.	HS	Altamonte Springs, Fla./Lake Brantley
46	Mitch Meador *	DL	6-4	265	Jr.	2L	Greenwood, Ind./Whiteland Community	31	Deionte Buckley	RB	5-9	200	Fr.	HS	Indianapolis, Ind./Warren Central
50	Alex Pace	DL	6-3	284	Fr.	HS	Cleveland, Ohio/Ginn Academy	32	George Winn *	RB	5-11	202	Sr.	3L	Southfield, Mich./U. of Detroit Jesuit
52	Elijah Shuler	DL	6-4	260	Jr.	JC	N. Brandford, Conn./N. Brandford/Pierce CC	38	Adam Fearing ^	RB	5-9	183	Sr.	SQ	Dayton, Ohio/Carroll
54	Walter Stewart *	DL	6-5	247	Sr.	3L	Ashville, Ohio/Teays Valley	49	Anthony King	RB	5-11	225	Jr.	1L	Chicago, Ill./Ayersville
55	Roney Lozano *	DL	6-2	273	So.	1L	Miami, Fla./American								
58	Brandon Mills *	DL	5-10	252	Sr.	3L	Cincinnati, Ohio/Colerain								
70	Brandon Mitchell *	DL	6-2	318	Fr.	RS	Cincinnati, Ohio/Withrow								
90	Camaron Beard *	DL	6-5	274	So.	1L	Indianapolis, Ind./Cathedral	41	Nick Hunt	K	5-7	160	Fr.	HS	Cincinnati, Ohio/McNicholas
91	Adam Dempsey ^	DL	6-2	267	Sr.	SQ	Fort Thomas, Ky./Highlands	24	John Lloyd ^	P	6-2	245	So.	SQ	Cincinnati, Ohio/CHCA
92	Silverberry Mouhon *	DL	6-4	250	Fr.	RS	Norcross, Ga./Norcross	14	Tony Miliano ^ *	K	6-2	196	So.	1L	North Bend, Ohio/Elder
93	Brad Harrah *	DL	6-5	250	So.	SQ	Marion, Ohio/Marion Pleasant	34	Pat O'Donnell	P	6-5	219	Jr.	2L	Lakeworth, Fla./Palm Beach Central
94	Jordan Stepp *	DL	6-1	274	Jr.	2L	Indianapolis, Ind./Ben Davis	61	Kirk Willis ^ *	LS	6-2	227	Fr.	RS	Granville, Ohio/Granville
95	Jonathan Burt	DL	6-1	235	Fr.	HS	Indianapolis, Ind./Warren Central								
96	Josh Posley	DL	6-1	250	Fr.	HS	Indianapolis, Ind./Warren Central								
97	Chad Hannah *	DL	6-6	242	Fr.	RS	Tampa, Fla./Gaither								
98	Chad West *	DL	6-6	257	Fr.	RS	Perry, Ohio/Perry	18	Travis Kelce *	TE	6-6	255	Sr.	2L	Cleveland Hts., Ohio/Cleveland Hts.
99	Dan Giordano *	DL	6-4	257	Sr.	3L	Frankfort, Ill./Lincoln-Way East	35	Josh Russ *	TE	6-5	240	So.	SQ	Elvria, Ohio/Elvria Catholic

LINEBACKERS

No.	Name	Pos.	Ht.	Wt.	Cl.	Ex.	Hometown/High School/Last School	81	DJ Dowdy	TE	6-4	235	Fr.	HS	Akron, Ohio/North
4	Maalik Bomar	LB	6-2	224	Sr.	3L	Cincinnati, Ohio/Winton Woods	86	Blake Annen *	TE	6-5	244	Jr.	2L	Upper Arlington , Ohio/Upper Arlington
33	Solomon Tentman *	LB	6-2	227	So.	1L	Cincinnati, Ohio/Roger Bacon	89	Demetrius Richardson ^	TE	6-2	254	Sr.	2L	Marlton, N.J./Cherokee/USMAPS
37	Joey Jones	LB	6-0	190	Fr.	HS	Homestead, Fla./South Dade	WIDE RECEIVERS							
41	Kevin Hyland ^	LB	6-2	225	So.	SQ	Cincinnati, Ohio/Elder								
42	Corey Griffin	LB	6-1	205	Fr.	HS	Miami, Fla./Coral Reef Senior	No.	Name	Pos.	Ht.	Wt.	Cl.	Ex.	Hometown/High School/Last School
43	Nick Temple	LB	5-10	221	So.	1L	Indianapolis, Ind./Warren Central	2	Dyjuan Lewis *	WR	6-3	199	So.	1L	Indianapolis, Ind./Pike
44	Corey Mason *	LB	6-3	230	So.	SQ	Cincinnati, Ohio/Elder	3	Braxton Lane	WR	5-11	192	Fr.	HS	Tyrone, Ga./Sandy Creek HS
45	Ey'Shawn McClain	LB	6-2	220	Fr.	HS	Jacksonville, Fla./Raines	6	Anthony McClung	WR	6-0	163	Jr.	2L	Indianapolis, Ind./Pike
46	Devin Bruns	LB	6-1	227	Fr.	HS	Fort Thomas, Ky./Highlands	7	Kenbrell Thompkins *	WR	6-1	185	Sr.	1L	Miami, Fla./Northwestern/El Camino CC
47	Colin Lozier ^	LB	6-0	222	Sr.	3L	Cincinnati, Ohio/Colerain	10	Jordan Luallen *	WR	6-3	215	Jr.	1L	Greenwood, Ind./Center Grove/Ga. Tech
48	Jeff Luc	LB	6-1	252	Jr.	TR	Port St. Lucie, Fla./Treasure Coast/Fla. St.	15	Chris Moore *	WR	6-1	180	Fr.	RS	Tampa, Fla./Thomas Jefferson
51	Greg Blair	LB	6-2	261	Sr.	SQ	Pittsburgh, Pa./Schenley/Lackawanna CC	16	Damon Julian	WR	6-2	215	Sr.	1L	Sicklerville, N.J./Winslow Twp./Pierce CC
53	Franklin Brusciannelli	LB	6-0	220	Fr.	HS	Woodridge, Ill./Montini Catholic	19	Shaq Washington *	WR	5-9	168	Fr.	RS	Maple Hts., Ohio/Maple Hts.
56	Errol Clarke	LB	6-3	209	Fr.	HS	Miami, Fla./Central	20	Leviticus Payne	WR	5-9	176	Fr.	HS	Southfield, Mich./Southfield
57	Clemente Casseus ^ *	LB	6-1	222	Fr.	RS	Miami Fla./Everglades	24	Chris Burrell ^	WR	5-7	170	So.	TR	Westwood, N.J./Don Bosco/Temple

OFFENSIVE LINE

No.	Name	Pos.	Ht.	Wt.	Cl.	Ex.	Hometown/High School/Last School	No.	Name	Pos.	Ht.	Wt.	Cl.	Ex.	Hometown/High School/Last School	
59	Deyshawn Bond	OL	6-3	283	Fr.	HS	Indianapolis, Ind./Warren Central	84	Nate Cole	WR	6-0	177	Fr.	HS		Memphis, Tenn./Mitchell
60	Sam Longo *	OL	6-5	280	Jr.	TR	Spring Valley, Ohio/Bellbrook/Ohio State	87	Jeremy Graves	WR	6-2	185	Fr.	HS		Cleveland, Ohio/Maple Heights
62	Cory Keebler *	OL	6-7	283	So.	1L	Liberty Township, Ohio/Lakota East	88	Shakim Alonzo	WR	6-5	205	Fr.	HS		Pittsburgh, Pa./Woodland Hills
63	Dan Sprague *	OL	6-3	286	Jr.	SQ	Worthington, Ohio/Kilbourne									
66	Sean McClellan *	OL	6-4	293	Jr.	SQ	Cincinnati, Ohio/Moeller									
68	Daniel Murray *	OL	6-3	284	Fr.	RS	San Diego, Calif./Torrey Pines									

^ -Walk-On; * -Has utilized redshirt year

2012 OPPONENT GAME-BY-GAME SERIES RECORDS

PITTSBURGH

Series Record.....	Pittsburgh leads 8-3
At Cincinnati.....	Pittsburgh leads 3-1
At Pittsburgh.....	Pittsburgh leads 5-2
At Neutral Sites.....	—
Most UC points.....	45 (UC 45-44, 2009)
Most Pittsburgh points.....	44 (Pitt 45-44, 2009)
Combined points.....	89 (UC 45-44, 2009)
Biggest UC win	7 (28-21, 2008)
Biggest Pittsburgh win	37 (37-0, 1922)
Current streak.....	UC – 1

Game-by-Game Breakdown

Year	Site	Score	Winner
1921	Pittsburgh	21-14	Pitt
1922	Cincinnati	37-0	Pitt
1979	Pittsburgh	35-0	Pitt
1981	Pittsburgh	38-7	Pitt
2005	Pittsburgh	38-20	Pitt
2006	Cincinnati	33-15	Pitt
2007	Pittsburgh	24-17	Pitt
2008	Cincinnati	28-21	UC
2009	Pittsburgh	45-44	UC
2010	Cincinnati	28-10	Pitt
2011	Pittsburgh	26-23	UC

DELAWARE STATE

Series Record.....	First Meeting
--------------------	---------------

VIRGINIA TECH

Series Record.....	Virginia Tech leads 5-4
At Cincinnati.....	Tied 1-1
At Virginia Tech.....	Virginia Tech leads 3-2
At Neutral Sites.....	Tied 1-1
Most UC points.....	31 (UC 31-14, 1985)
Most Virginia Tech points	56 (Virginia Tech 56-9, 1991)
Combined points.....	65 (Virginia Tech 56-9, 1991)
Biggest UC win	17 (31-14, 1985)
Biggest Virginia Tech win	47 (56-9, 1991)
Current streak.....	Virginia Tech – 2

GAME-BY-GAME BREAKDOWN

Year	Site	Score	Winner
1946	El Paso, Texas	18-6	UC
1985	Cincinnati	31-14	UC
1986	Blacksburg	24-20	UC
1987	Blacksburg	21-20	VT
1988	Cincinnati	41-14	VT
1991	Blacksburg	56-9	VT
1995	Blacksburg	16-0	UC
2006	Blacksburg	29-13	VT
2009	Miami Gardens, Fla.	20-7	VT

MIAMI (OH)

Series Record.....	Miami leads 59-50-7
At Cincinnati.....	Miami leads 43-39-5
At Oxford	Miami leads 14-9-2
At Neutral Sites.....	Tied, 2-2
Most UC points.....	52 (UC 52-42, 1999)
Most Miami points.....	44 (MU 44-16, 2005)
Combined points.....	94 (52-42, 1999)
Biggest UC win	46 (46-0, 1904)
Biggest Miami win	40 (40-0, 1917)
Current streak.....	Cincinnati – 6

Game-by-Game Breakdown

Year	Site	Score	Winner
1888	Oxford	0-0	Tie
1889	Cincinnati	34-0	MU
1893	Oxford	24-6	MU
	Cincinnati	6-0	MU
1894	Cincinnati	6-0	UC
1895	Cincinnati	12-0	MU
1896	Cincinnati	6-4	MU
1897	Oxford	6-0	UC
	Neutral	10-6	UC
1898	Oxford	22-0	UC
1899	Neutral	22-0	UC
1900	Cincinnati	16-12	UC
1903	Cincinnati	15-0	MU
1904	Cincinnati	46-0	UC
1906	Cincinnati	0-0	Tie
1909	Cincinnati	10-6	UC
1910	Cincinnati	3-0	UC
1911	Cincinnati	11-0	UC
1912	Cincinnati	21-21	Tie
1913	Cincinnati	13-7	MU
1914	Cincinnati	20-13	MU
1915	Cincinnati	24-12	MU
1916	Cincinnati	33-0	MU
1917	Cincinnati	40-0	MU
1918	Cincinnati	0-0	Tie
1919	Cincinnati	14-0	MU
1920	Cincinnati	7-0	UC
1921	Cincinnati	15-7	MU
1922	Cincinnati	9-6	MU
1923	Cincinnati	23-0	UC
1924	Cincinnati	8-7	UC
1925	Cincinnati	33-0	MU
1926	Cincinnati	6-6	Tie
1927	Cincinnati	17-14	MU
1928	Cincinnati	34-0	MU
1929	Cincinnati	14-6	MU
1930	Cincinnati	6-0	UC
1931	Cincinnati	20-0	UC
1932	Cincinnati	21-13	MU
1933	Cincinnati	6-2	MU
1934	Cincinnati	21-0	UC
1935	Cincinnati	8-7	UC
1936	Cincinnati	0-0	Tie
1937	Cincinnati	14-6	MU
1938	Cincinnati	16-7	MU
1939	Cincinnati	13-0	UC
1940	Cincinnati	44-0	UC
1941	Cincinnati	26-0	UC
1942	Cincinnati	21-12	UC
1945	Cincinnati	28-14	MU
1946	Cincinnati	13-7	UC
1947	Cincinnati	38-7	MU
1948	Cincinnati	43-19	MU
1949	Cincinnati	27-6	UC
1950	Cincinnati	28-0	MU
1951	Cincinnati	19-14	UC
1952	Cincinnati	34-9	UC
1953	Cincinnati	14-0	UC
1954	Cincinnati	21-9	MU
1955	Cincinnati	14-0	MU
1956	Cincinnati	27-13	MU
1957	Cincinnati	20-14	MU
1958	Cincinnati	18-7	UC

1959	Cincinnati	14-7	UC
1960	Cincinnati	10-6	MU
1961	Cincinnati	7-3	MU
1962	Cincinnati	38-16	MU
1963	Cincinnati	21-19	MU
1964	Cincinnati	28-14	UC
1965	Cincinnati	37-7	MU
1966	Cincinnati	28-8	MU
1967	Cincinnati	27-14	MU
1968	Cincinnati	23-21	UC
1969	Cincinnati	36-20	MU
1970	Cincinnati	33-0	UC
1971	Oxford	43-7	MU
1972	Cincinnati	23-0	MU
1973	Oxford	6-0	MU
1974	Cincinnati	27-7	MU
1975	Oxford	21-13	MU
1976	Cincinnati	17-0	UC
1977	Cincinnati	12-7	MU
1978	Oxford	28-24	MU
1979	Oxford	27-14	MU
1980	Cincinnati	23-13	UC
1981	Oxford	7-3	MU
1982	Cincinnati	20-10	UC
1983	Oxford	14-10	MU
1984	Cincinnati	31-26	MU
1985	Oxford	16-10	MU
1986	Cincinnati	45-38	UC
1987	Cincinnati	31-26	UC
1988	Oxford	34-18	UC
1989	Oxford	30-14	UC
1990	Cincinnati	16-12	MU
1991	Cincinnati	22-9	MU
1992	Oxford	17-14	MU
1993	Cincinnati	30-23	UC
1994	Oxford	17-17	Tie
1995	Oxford	23-16	MU
1996	Cincinnati	30-23 (3 OT)	UC
1997	Oxford	34-31 (2 OT)	MU
1998	Cincinnati	41-0	MU
1999	Oxford	52-42	UC
2000	Cincinnati	45-15	UC
2001	Oxford	21-14	MU
2002	Cincinnati	31-26	MU
2003	Oxford	42-37	MU
2004	Cincinnati	45-26	UC
2005	Oxford	44-16	MU
2006	Cincinnati	24-10	UC
2007	Oxford	47-10	UC
2008	Cincinnati	45-20	UC
2009	Oxford	37-13	UC
2010	Cincinnati	45-3	UC
2011	Oxford	27-0	UC

FORDHAM

Series Record.....	First Meeting
--------------------	---------------

2012 OPPONENTS GAME-BY-GAME SERIES RECORDS

TOLEDO

Series Record.....	Cincinnati leads 4-2
At Cincinnati.....	Cincinnati leads 2-1
At Toledo.....	Cincinnati leads 2-0
At Neutral Sites.....	Toledo leads 1-0
Most UC points.....	41 (UC 41-7, 1953)
Most UT points.....	45 (UT 45-31, 1995)
Combined points.....	78 (UT 45-31, 1995)
Biggest UC win.....	34 (41-7, 1953)
Biggest UT win.....	14 (45-31, 1995)
Current streak.....	Toledo – 2

Game-by-Game Breakdown

Year	Site	Score	Winner
1921	Cincinnati	20-0	UC
1949	Toledo	33-13	UC
1953	Cincinnati	41-7	UC
1993	Toledo	31-24	UC
1995	Cincinnati	45-31	UT
2001	Detroit, Mich.	23-16	UT

LOUISVILLE

Series Record.....	Cincinnati leads 29-21-1
At Cincinnati.....	Cincinnati leads 16-12
At Louisville.....	Cincinnati leads 13-9-1
At Neutral Sites.....	—
Most UC points.....	51 (UC 51-0, 1942)
Most UofL points.....	70 (UofL 70-7, 2004)
Combined points.....	83 (UofL 43-40, 2003)
Biggest UC win.....	51 (51-0, 1942)
Biggest UofL win.....	63 (70-7, 2004)
Current streak.....	Cincinnati – 4

Game-by-Game Breakdown

Year	Site	Score	Winner
1929	Louisville	7-0	UC
1938	Cincinnati	19-9	UC
1940	Cincinnati	7-0	UC
1941	Cincinnati	28-7	UC
1942	Cincinnati	51-0	UC
1950	Cincinnati	28-20	UC
1951	Cincinnati	38-0	UC
1953	Louisville	41-0	UC
1966	Cincinnati	17-3	UC
1967	Louisville	13-7	UC
1968	Cincinnati	37-7	UC
1969	Louisville	31-21	UC
1970	Cincinnati	28-14	UofL
1971	Louisville	19-16	UC
1972	Cincinnati	38-13	UofL
1973	Louisville	10-8	UofL
1974	Cincinnati	7-6	UC
1975	Louisville	46-27	UC
1976	Cincinnati	20-6	UofL
1977	Louisville	17-17	Tie
1978	Cincinnati	28-14	UofL
1979	Louisville	22-19	UofL
1980	Louisville	20-0	UofL
1981	Cincinnati	24-0	UC
1982	Cincinnati	38-16	UC
1983	Louisville	31-23	UofL
1984	Cincinnati	40-21	UC
1985	Louisville	31-9	UC
1986	Cincinnati	24-17	UC
1987	Louisville	25-0	UC

1988	Cincinnati	21-6	UofL
1989	Louisville	37-17	UofL
1990	Cincinnati	41-16	UofL
1991	Louisville	30-7	UC
1992	Cincinnati	27-17	UofL
1996	Louisville	10-7	UC
1997	Cincinnati	28-9	UC
1998	Louisville	62-19	UofL
1999	Cincinnati	23-13	UofL
2000	Louisville	38-24	UofL
2001	Cincinnati	28-13	UofL
2002	Louisville	24-14	UC
2003	Cincinnati	43-40	UofL
2004	Louisville	70-7	UofL
2005	Cincinnati	46-22	UofL
2006	Louisville	23-17	UofL
2007	Cincinnati	28-24	UofL
2008	Louisville	28-20	UC
2009	Cincinnati	41-10	UC
2010	Louisville	35-27	UC
2011	Cincinnati (PBS)	25-16	UC

SYRACUSE

Series Record.....	Cincinnati leads 7-5
At Cincinnati.....	Cincinnati leads 3-2
At Syracuse.....	Cincinnati leads 4-3
At Neutral Sites.....	—
Most UC points.....	52 (UC 52-31, 2007)
Most Syracuse points.....	63 (Syracuse 63-21, 1998)
Combined points.....	84 (Syracuse 63-21, 1998)
Biggest UC win.....	21 (52-31, 2007/28-7, 2009)
Biggest Syracuse win.....	42 (63-21, 1998)
Current streak.....	Cincinnati – 1

Game-by-Game Breakdown

Year	Site	Score	Winner
1993	Syracuse	24-21	SU
1994	Cincinnati	34-19	SU
1998	Syracuse	63-21	SU
2000	Cincinnati	12-10	UC
2004	Syracuse	19-7	SU
2005	Syracuse	22-16	UC
2006	Cincinnati	17-3	UC
2007	Syracuse	52-31	UC
2008	Cincinnati	30-10	UC
2009	Syracuse	28-7	UC
2010	Cincinnati	31-7	SU
2011	Syracuse	30-13	UC

TEMPLE

Series Record.....	Temple leads 9-4-1
At Cincinnati.....	Cincinnati leads 3-2-1
At Temple.....	Temple leads 7-1-0
At Neutral Sites.....	—
Most UC points.....	35 (UC 35-22, 2002)
Most Temple points.....	42 (TU 42-10, 1984)
Combined points.....	57 (UC 35-22, 2002)
Biggest UC win.....	15 (31-16, 1983)
Biggest Temple win.....	34 (41-7, 2008)
Current streak.....	Cincinnati – 2

Game-by-Game Breakdown

Year	Site	Score	Winner
1973	Philadelphia	16-15	TU
1974	Cincinnati	22-20	UC
1975	Philadelphia	21-17	TU
1977	Cincinnati	17-17	Tie
1978	Philadelphia	16-13	TU
1979	Philadelphia	35-20	TU
1980	Philadelphia	23-7	TU
1981	Cincinnati	24-13	TU
1982	Philadelphia	41-7	TU
1983	Cincinnati (RS)	31-16	UC
1984	Philadelphia	42-10	TU
1985	Cincinnati (RS)	28-16	TU
2002	Philadelphia	35-22	UC
2003	Cincinnati	30-24 (30T)	UC

RUTGERS

Series Record.....	Tied 8-8-1
At Cincinnati.....	Cincinnati leads 6-1-1
At Piscataway.....	Rutgers leads 7-2
At Neutral Sites.....	—
Most UC points.....	69 (UC 69-38, 2010)
Most Rutgers points.....	48 (Rutgers 48-28, 1986)
Combined points.....	107 (UC 69-38, 2010)
Biggest UC win.....	32 (47-15, 2009)
Biggest Rutgers win.....	35 (44-9, 2005)
Current streak.....	Rutgers – 1

Game-by-Game Breakdown

Year	Site	Score	Winner
1980	Piscataway	24-7	RU
1981	Cincinnati	10-0	UC
1983	Cincinnati	18-7	UC
1984	Piscataway	43-15	RU
1986	Piscataway	48-28	RU
1987	Cincinnati	10-7	RU
1988	Piscataway	38-9	RU
1989	Cincinnati	17-17	Tie
1992	Cincinnati	26-24	UC
1994	Piscataway	14-9	RU
2005	Piscataway	44-9	RU
2006	Cincinnati	30-11	UC
2007	Piscataway	28-23	UC
2008	Cincinnati	13-10	UC
2009	Piscataway	47-15	UC
2010	Cincinnati	69-38	UC
2011	Piscataway	20-3	RU

2012 OPPONENTS GAME-BY-GAME SERIES RECORDS

USF

Series Record..... Cincinnati leads 6-3
 At Cincinnati..... Cincinnati leads 3-1
 At USF Cincinnati leads 3-2
 At Neutral Sites..... —
 Most UC points 45 (UC 45-23, 2004)
 Most USF points..... 38 (USF 38-30, 2010)
 Combined points..... 71 (UC 38-33, 2007/UC 37-34, 2011)
 Biggest UC win 22 (45-23, 2004)
 Biggest USF win 15 (31-16, 2005)
 Current streak..... USF – 1

Game-by-Game Breakdown

Year	Site	Score	Winner
2003	Tampa	(2 OT) 24-17	USF
2004	Cincinnati	45-23	UC
2005	Tampa	31-16	USF
2006	Cincinnati	23-6	UC
2007	Tampa	38-33	UC
2008	Cincinnati	24-10	UC
2009	Tampa	34-17	UC
2010	Cincinnati	38-30	USF
2011	Tampa	37-34	UC

CONNECTICUT

Series Record..... Cincinnati leads 6-2
 At Cincinnati..... Cincinnati leads 5-0
 At Connecticut..... Connecticut leads 2-1
 At Neutral Sites..... —
 Most UC points..... 47 (UC 47-45, 2009)
 Most UConn points..... 45 (UC 47-45, 2009)
 Combined points..... 92 (UC 47-45, 2009)
 Biggest UC win 24 (27-3, 2007)
 Biggest UConn win 24 (40-16, 2008)
 Current streak..... Cincinnati – 1

Game-by-Game Breakdown


Year	Site	Score	Winner
2001	Cincinnati	45-28	UC
2005	Cincinnati	28-17	UC
2006	E. Hartford	26-23	UC
2007	Cincinnati	27-3	UC
2008	E. Hartford	40-16	UConn
2009	Cincinnati	47-45	UC
2010	E. Hartford	38-17	UConn
2011	Cincinnati	35-27	UC



1 • RALPH DAVID ABERNATHY IV
RB • ATLANTA, GA.




88 • SHAKIM ALONZO
WR • PITTSBURGH, PA.



86 • BLAKE ANNEN
TE • UPPER ARLINGTON, OHIO



9 • DOMINIQUE BATTLE
DB • BOCA RATON, FLA.



39 • DEMITRI BEAL
DB • PEMBROKE PARK, FLA.



90 • CAMARON BEARD
DL • INDIANAPOLIS, IND.



51 • GREG BLAIR
LB • PITTSBURGH, PA.



4 • MAALIK BOMAR
LB • CINCINNATI, OHIO



59 • DEYSHAWN BOND
OL • INDIANAPOLIS, IND




40 • KEVIN BROWN
DB • INDIANAPOLIS, IND.



46 • DEVIN BRUNS
LB • FORT THOMAS, KY.



27 • DRAKE BRUNS
DB • FORT THOMAS, KY.



53 • FRANKLIN BRUSCIANNELLI
LB • WOODRIDGE, ILL.



31 • DEIONTE BUCKLEY
RB • INDIANAPOLIS, IND.




76 • AUSTEN BUJNOCH
OL • CINCINNATI, OHIO




24 • CHRIS BURRELL
WR • WESTWOOD, N.J.




95 • JONATHAN BURT
DL • INDIANAPOLIS, IND.




57 • CLEMENTE CASSEUS
LB • MIAMI, FLA.




21 • CAMERRON CHEATHAM
DB • KALAMAZOO, MICH.




25 • ARRYN CHENAULT
DB • CINCINNATI, OHIO




80 • ALEX CHISUM
WR • FAYETTEVILLE, GA.



56 • ERROL CLARKE
LB • MIAMI, FLA.



84 • NATE COLE
WR • MEMPHIS, TENN.



10 • BENNIE CONEY
QB • PLANT CITY, FLA.



35 • DYLAN COOMBS
DB • CINCINNATI, OHIO


2012 UNIVERSITY OF CINCINNATI FOOTBALL



9 • PATRICK COYNE
QB • CINCINNATI, OHIO



79 • ANDRE CURETON
OL • INDIANAPOLIS, IND.



91 • ADAM DEMPSEY
DL • FORT THOMAS, KY.




81 • DJ DOWDY
TE • AKRON, OHIO




11 • DEVEN DRANE
DB • PLANTATION, FLA.




78 • PARKER ENINGER
OL • ROCKFORD, MICH.



38 • ADAM FEARING
RB • DAYTON, OHIO



36 • MARCUS FOSTER
DB • TROY, OHIO




26 • DREW FREY
DB • WILMINGTON, OHIO



99 • DAN GIORDANO
DL • FRANKFORT, ILL.




46 • JARED GOLDEN
TE • GALLIPOLIS, OHIO



87 • JEREMY GRAVES
WR • CLEVELAND, OHIO




23 • TION GREEN
RB • ALTAMONTE SPRINGS, FLA.



42 • COREY GRIFFIN
LB • MIAMI, FLA.



97 • CHAD HANNAH
DL • TAMPA, FLA.




93 • BRAD HARRAH
DL • MARION, OHIO



77 • SEAN HOOEY
LITCHFIELD, MICH.




85 • BRUCE HORNER
WR • SOUTHFIELD, MICH.



41 • NICK HUNT
K • CINCINNATI, OHIO




41 • KEVIN HYLAND
LB • CINCINNATI, OHIO




29 • ANDRE JONES
DB • CINCINNATI, OHIO



37 • JOEY JONES
LB • HOMESTEAD, FLA.



16 • DAMON JULIAN
WR • SICKLERVILLE, N.J.



11 • BRENDON KAY
QB • MARINE CITY, MICH.



62 • CORY KEEBLER
OL • LIBERTY TOWNSHIP, OHIO

2012 UNIVERSITY OF CINCINNATI FOOTBALL




18 • TRAVIS KELCE
TE • CLEVELAND HTS., OHIO




49 • ANTHONY KING
RB • CHICAGO, ILL.




13 • PAT LAMBERT
DB • ST. CLOUD, FLA.



3 • BRAXTON LANE
WR • TYRONE, GA.



73 • RYAN LEAHY
OL • CINCINNATI, OHIO




71 • ERIC LEFELD
OL • COLDWATER, OHIO




4 • MUNCHIE LEGAUX
QB • NEW ORLEANS, LA.



2 • DYJUAN LEWIS
WR • INDIANAPOLIS, IND.



24 • JOHN LLOYD
P • CINCINNATI, OHIO




60 • SAM LONGO
OL • SPRING VALLEY, OHIO




55 • RONEY LOZANO
DL • MIAMI, FLA.



47 • COLIN LOZIER
LB • CINCINNATI, OHIO




10 • JORDAN LUALLEN
WR • GREENWOOD, IND.




48 • JEFF LUC
LB • PORT ST. LUCIE, FLA.



69 • DOMINIC MAINELLO
OL • FORT MITCHELL, KY.



48 • BREON MAPP
DB • CINCINNATI, OHIO




44 • COREY MASON
LB • CINCINNATI, OHIO



45 • EY'SHAWN MCCLAIN
LB • JACKSONVILLE, FLA.




66 • SEAN MCCLELLAN
OL • CINCINNATI, OHIO




6 • ANTHONY MCCLUNG
WR • INDIANAPOLIS, IND.




46 • MITCH MEADOR
DL • GREENWOOD, IND.




14 • TONY MILIANO
K • NORTH BEND, OHIO



83 • DANNY MILLIGAN
WR • CINCINNATI, OHIO




58 • BRANDON MILLS
DL • CINCINNATI, OHIO



70 • BRANDON MITCHELL
DL • CINCINNATI, OHIO

2012 UNIVERSITY OF CINCINNATI FOOTBALL




15 • CHRIS MOORE
WR • TAMPA, FLA.




82 • MAX MORRISON
WR • KENTON, OHIO




92 • SILVERBERRY MOUHON
DL • NORCROSS, GA.




74 • JUSTIN MURRAY
OL • CINCINNATI, OHIO




17 • MALCOLM MURRAY
DB • GLENDALE, CALIF.



12 • TRENTON NORVELL
QB • DAYTONA BEACH, FLA.



34 • PAT O'DONNELL
P • LAKEWORTH, FLA.




2 • TRENIER ORR
DB • WINTER GARDEN, FLA.




50 • ALEX PACE
DL • CLEVELAND, OHIO




20 • LEVITICUS PAYNE
DB • SOUTHFIELD, MICH.




57 • CARROLL PHILLIPS
DL • MIAMI, FLA.




96 • JOSH POSLEY
DL • INDIANAPOLIS, IND.



22 • JAMEEL POTEAT
RB • HARRISBURG, PA.



89 • DEMETRIUS RICHARDSON
TE • MARLTON, N.J.




30 • AARON ROBBERSON
DB • MAPLE HTS., OHIO



35 • JOSH RUSS
TE • ELYRIA, OHIO




75 • KEVIN SCHLOEMER
OL • LIBERTY TOWNSHIP, OHIO




52 • ELIJAH SHULER
DL • N. BRADFORD, CONN.



63 • DAN SPRAGUE
OL • WORTHINGTON, OHIO



48 • MATT STAUBACH
TE • CINCINNATI, OHIO




94 • JORDAN STEPP
DL • INDIANAPOLIS, IND.




54 • WALTER STEWART
DL • ASHVILLE, OHIO




43 • NICK TEMPLE
LB • INDIANAPOLIS, IND.




33 • SOLOMON TENTMAN
LB • CINCINNATI, OHIO



7 • KENBRELL THOMPKINS
WR • MIAMI, FLA.



19 • SHAQ WASHINGTON
WR • MAPLE HTS., OHIO



98 • CHAD WEST
DL • PERRY, OHIO



20 • CHRIS WILLIAMS
DB • CINCINNATI, OHIO



67 • JOHN WILLIAMS
DL • MIAMI, FLA.



61 • KIRK WILLIS
LS • GRANDVILLE, OHIO



32 • GEORGE WINN
RB • SOUTHFIELD, MICH.



8 • ADRIAN WITTY
DB • DEERFIELD BEACH, FLA.

COACHES



BUTCH JONES
HEAD COACH



STEVE STRIPLING
ASST. HEAD COACH/DEFENSIVE LINE



MIKE BAJAKIAN
OFFENSIVE COORDINATOR/QBs



JOHN JANCEK
DEFENSIVE COORDINATOR/LBs



MARK ELDER
SPECIAL TEAMS COORDINATOR/S



TJ WEIST
RECRUITING COORDINATOR/WRs



DAVE JOHNSON
TIGHT ENDS



DON MAHONEY
OFFENSIVE LINE



ROY MANNING
RUNNING BACKS




SHANNON MORRISONS
CORNERBACKS




CHASE GIBSON
DEFENSIVE GA




JOE HENSEL
OFFENSIVE GA




CODY KEMPT
OFFENSIVE GA



LARRY KNIGHT
DEFENSIVE GA



GREG MEYER
QUALITY CONTROL - SPECIAL TEAMS



HEAD COACH BUTCH JONES

SIXTH SEASON OVERALL | THIRD AT CINCINNATI

Butch Jones, the 2011 BIG EAST Coach of the Year, enters his third season with the Bearcats.

With the Bearcats' win in the 2011 regular-season finale against Connecticut, Jones earned his third conference championship as a head coach (2007, 2009 at Central Michigan, 2011 at Cincinnati) and his 40th career victory.

Jones, who was named the head coach at UC on Dec. 16, 2009, holds a 41-24 career mark, a 27-10 record in conference play, has four bowl appearances and three league championships to his credit in five seasons as a collegiate head coach. In 2011, UC was the only program nationally to win both its conference championship as well as the league's team academic award.

Since arriving in Cincinnati, Jones has made an immediate impact, building a staff of championship-level coaches and teachers, as well as an atmosphere of competition and family, while also overseeing an academic program of great success. Jones and his staff have shown the ability to produce NFL-ready talent as well, sending 11 players to the NFL over the past three years.

UC was the most improved NCAA FBS AQ team in 2011, finishing with a 10-3 mark and a Top-25 final ranking, as well as returning to postseason play, knocking off SEC foe Vanderbilt in the 2011 AutoZone Liberty Bowl, the program's first bowl win over a BCS opponent.

Eight student-athletes earned All-BIG EAST accolades in 2011, including BIG EAST Offensive Player of the Year Isaiah Pead and BIG EAST Co-Defensive Player of the Year Derek Wolfe. Wolfe, a senior defensive tackle, earned spots on five All-America teams, making him UC's sixth All-American since 2007. JK Schaffer was named the 2011 American Eagle Outfitters BIG EAST Football Scholar-Athlete of the Year, the second-straight UC player to win that honor, leading 23 UC student-athletes on the Academic All-BIG EAST squad.

The Bearcats were one of the most improved defenses in the nation in 2011, leading the NCAA FBS in tackles for a loss (8.62), ranking second in sacks (3.46), sixth in rushing defense (96.23) and 20th in scoring defense (20.31). UC led the BIG EAST and ranked ninth nationally in turnover margin (0.92) while the Bearcats' 33 turnovers gained was tied for fourth nationally.

Offensively, UC averaged 385 yards per game, ranking No. 2 in the BIG EAST in rushing offense (178.5 ypg) and scored an average of 33.3 points per game. Pead closed out his career with back-to-back 1,000-yard seasons, the first UC back to accomplish that feat in nearly 25 years. His 3,288 career yards rushing and 27 rushing touchdowns rank him third all-time.

QB Zach Collaros became only the second UC QB all-time to tally 6,000 yards passing and 50 passing touchdowns. He leaves UC as the school's all-time leader in completion percentage (.619) and was 485-of-783 for 6,278 yards and 51 touchdowns.

The Bearcats' overall team GPA for the fall 2011 quarter was a 2.73 which is a significant improvement over the in-season GPA of 2.69 the Bearcats posted in the fall of 2010. Forty-three student-athletes achieved a 3.0 GPA or better while 23 student-athletes earned spots on the Dean's List, with quarter GPAs of 3.4 or above.

UC was honored with the 2010-11 BIG EAST Team Academic Excellence Award. Nineteen players were named Academic All-BIG EAST and John Goebel earned the 2010 American Eagle Outfitters BIG EAST Football Scholar-Athlete of the Year award.

In 2010, the Bearcats led the BIG EAST in scoring offense (27.1 ppg), total offense (417.3 ypg), passing offense (260.7 ypg), first downs (21.9 pg), third-down conversions (45.6 pct.) and touchdown passes (27). Wide receiver Armon Binns and quarterback Zach Collaros were both First-Team all-BIG EAST selections while five other teammates earned All-BIG EAST honors.

In addition to their success in the classroom, Jones-coached squads have shown a great ability to close out games, sporting identical 32-1 marks when holding a lead at halftime or entering the fourth quarter.

Prior to leading the Bearcats, Jones spent three seasons at Central Michigan University, leading the Chippewas to a pair of Mid-American Conference Championships and three-straight bowl appearances from 2007-09 and a postseason Top-25 ranking.

A native of Saugatuck, Mich., and former offensive coordinator at CMU, Jones went 27-13 over three seasons as head coach at CMU, including a 22-3 mark in league games. The Chippewas won a pair of MAC Championships (2007, 2009), played in three-straight bowl games and earning a postseason ranking of No. 23 in 2009. He is the only coach in CMU history to lead the team to consecutive bowl games and is the first in MAC history to do it in his first three seasons as head coach.

Prior to becoming CMU's head coach, Jones spent a total of 11 seasons as an assistant at the NCAA Football Bowl Subdivision level. He served as the offensive coordinator at three different schools, spanning eight seasons, and worked directly with 24 all-conference selections in 15 years as a full-time position coach.

A 1990 graduate of Ferris State University where he was a two-year letterman on the football team, Jones broke into the coaching ranks while still an undergraduate by serving as intern for the Tampa Bay Buccaneers from 1987-89.

Jones and his wife Barb are the parents of three children: Alex, Adam, and Andrew.

THE BUTCH JONES FILE



PERSONAL INFORMATION

Date of Birth: Jan. 17, 1968 in Saugatuck, Mich.
High School: Saugatuck (Mich.)
Education: Ferris State (1990)
Wife: Barb
Children: Alex, Adam, Andrew

COACHING EXPERIENCE

Years	Position	Team
1987-89	Intern	Tampa Bay Buccaneers
1990-92	Graduate Assistant	Rutgers
1993-94	Offensive Coordinator	Wilkes
1995	Running Backs	Ferris State
1996-97	Offensive Coordinator	Ferris State
1998	Tight Ends	Central Michigan
1999	Wide Receivers	Central Michigan
2000	Running Backs	Central Michigan
2001-03	Offensive Coordinator	Central Michigan
2004	Running Backs	Central Michigan
2005-06	Wide Receivers	West Virginia
2007-09	Head Coach	Central Michigan
2010-	Head Coach	Cincinnati

HEAD COACH YEAR-BY-YEAR RECORD

Year	School	Overall	Conference
2007	Central Michigan	8-6	6-1
	MAC Champions, Motor City Bowl		
2008	Central Michigan	8-5	6-2
	Motor City Bowl		
2009	Central Michigan	11-2	8-0
	MAC Champions, Motor City Bowl		
2010	Cincinnati	4-8	2-5
2011	Cincinnati	10-3	5-2
	BIG EAST Champions, Liberty Bowl		
TOTALS		41-24	27-10



2011 SEASON-IN-REVIEW

2011 STATISTICS

DATE	OPPONENT	UC	OPP	ATT	BIG EAST	OVERALL
09/03	AUSTIN PEAY	72	10	23,282	0-0	1-0
09/10	at Tennessee	23	45	94,207	0-0	1-1
09/17	AKRON	59	14	24,991	0-0	2-1
09/22	NC STATE	44	14	28,431	0-0	3-1
10/01	at Miami (OH)	27	0	16,408	0-0	4-1
10/15	LOUISVILLE **^	25	16	40,971	1-0	5-1
10/22	USF *	37	34	44,248	2-0	6-1
11/05	at Pittsburgh *	26	23	49,363	3-0	7-1
11/12	WEST VIRGINIA **^	21	24	48,152	3-1	7-2
11/19	at Rutgers *	3	20	47,447	3-2	7-3
11/26	at Syracuse *	30	3	38,159	4-2	8-3
12/03	CONNECTICUT *	35	27	27,930	5-2	9-3
12/31	vs. Vanderbilt%	31	24	57,102	5-2	10-3

* - BIG EAST Game; ^-Played at Paul Brown Stadium; %-AutoZone Liberty Bowl

TEAM STATISTICS	Cincinnati	Opponent
SCORING	402	240
Points Per Game	33.5	20.0
FIRST DOWNS	235	234
Rushing	104	78
Passing	111	143
Penalty	20	13
RUSHING YARDAGE	2100	1112
Yards gained rushing	2403	1605
Yards lost rushing	303	493
Rushing Attempts	456	421
Average Per Rush	4.6	2.6
Average Per Game	175.0	92.7
TDs Rushing	26	8
PASSING YARDAGE	2619	3226
Comp-Att-Int	211-363-12	279-449-14
Average Per Pass	7.2	7.2
Average Per Catch	12.4	11.6
Average Per Game	218.2	268.8
TDs Passing	19	16
TOTAL OFFENSE	4719	4338
Total Plays	819	870
Average Per Play	5.8	5.0
Average Per Game	393.2	361.5
KICK RETURNS: #-Yards	47-1061	66-1259
PUNT RETURNS: #-Yards	24-187	18-122
INT RETURNS: #-Yards	14-227	12-131
KICK RETURN AVERAGE	22.6	19.1
PUNT RETURN AVERAGE	7.8	6.8
INT RETURN AVERAGE	16.2	10.9
FUMBLES-LOST	19-7	26-16
PENALTIES-Yards	62-552	95-802
Average Per Game	46.0	66.8
PUNTS-Yards	57-2490	72-2795
Average Per Punt	43.7	38.8
Net punt average	39.1	34.3
TIME OF POSSESSION/Game	27:35	32:14
3RD-DOWN Conversions	65/168	60/183
3rd-Down Pct	39%	33%
4TH-DOWN Conversions	6/13	5/15
4th-Down Pct	46%	33%
SACKS BY-Yards	44-318	18-138
MISC YARDS	0	0
TOUCHDOWNS SCORED	51	26
FIELD GOALS-ATTEMPTS	16-22	19-24
ON-SIDE KICKS	0-0	1-1
RED-ZONE SCORES	(39-49) 80%	(28-33) 85%
RED-ZONE TOUCHDOWNS	(30-49) 61%	(18-33) 55%
PAT-ATTEMPTS	(46-49) 94%	(25-25) 100%

ATTENDANCE	193757	289831
Games/Avg Per Game	6/32293	6/48305
Neutral Site Games		0/0

SCORE BY QUARTERS	1st	2nd	3rd	4th	TOTAL
Cincinnati	99	113	105	85	402
Opponents	47	69	68	56	240

INDIVIDUAL STATISTICS

PASSING	G	Effic	Cmp-Att-Int	Pct	Yds	TD	Lng	Avg/G
COLLAROS	9	140.10	154-243-8	63.4	1860	14	72	206.7
LEGAUX	11	108.98	55-116-4	47.4	749	5	69	68.1
LUAllen	7	71.00	2-4-0	50.0	10	0	9	1.4
TOTAL	12	129.39	211-363-12	58.1	2619	19	72	218.2
OPPONENTS	12	128.01	279-449-14	62.1	3226	16	87	268.8

RUSHING	GP	Att	Gain	Loss	Net	Avg	TD	Long	Avg/G
PEAD	12	209	1182	72	1110	5.3	11	65	92.5
COLLAROS	9	76	343	101	242	3.2	8	17	26.9
LEGAUX	11	41	241	56	185	4.5	2	65	16.8
WINN	12	34	141	0	141	4.1	1	17	11.8
LUAllen	7	22	156	21	135	6.1	1	48	19.3
POTAT	9	23	109	1	108	4.7	1	13	12.0
FEARING	2	7	46	0	46	6.6	1	14	23.0
TEAGUE	2	8	42	0	42	5.2	1	20	21.0
ABERNATHY IV	12	14	52	14	38	2.7	0	10	3.2
WOODS	12	4	36	0	36	9.0	0	24	3.0
KAY	3	3	23	1	22	7.3	0	16	7.3
KING	12	7	32	20	12	1.7	0	11	1.0
TOTAL	12	456	2403	303	2100	4.6	26	65	175.0
OPPONENTS	12	421	1605	493	1112	2.6	8	36	92.7

RECEIVING	G	No.	Yds	Avg	TD	Long	Avg/G
MCCLUNG	12	48	675	14.1	5	36	56.2
THOMPkins	12	44	536	12.2	2	44	44.7
WOODS	12	37	450	12.2	2	50	37.5
PEAD	12	36	304	8.4	3	69	25.3
CHISUM	12	18	290	16.1	2	30	24.2
KELCE	10	10	121	12.1	2	30	12.1
ROBINSON	12	8	167	20.9	3	72	13.9
WASHINGTON	5	3	14	4.7	0	8	2.8
ANNEN	9	2	33	16.5	0	27	3.7
WINN	12	2	6	3.0	0	7	0.5
MILLIGAN	11	1	15	15.0	0	15	1.4
WOODARD	12	1	12	12.0	0	12	1.0
ABERNATHY IV	12	1	-4	-4.0	0	0	-0.3
TOTAL	12	211	2619	12.4	19	72	218.2
OPPONENTS	12	279	3226	11.6	16	87	268.8

TOTAL OFFENSE	G	Plays	Rush	Pass	Total	Avg/G
COLLAROS	9	319	242	1860	2102	233.6
PEAD	12	209	1110	0	1110	92.5
LEGAUX	11	157	185	749	934	84.9
LUAllen	7	26	135	10	145	20.7
WINN	12	34	141	0	141	11.8
POTAT	9	23	108	0	108	12.0
FEARING	2	7	46	0	46	23.0
TEAGUE	2	8	42	0	42	21.0
ABERNATHY IV	12	14	38	0	38	3.2
WOODS	12	4	36	0	36	3.0
KAY	3	3	22	0	22	7.3
KING	12	7	12	0	12	1.0
TOTAL	12	819	2100	2619	4719	393.2
OPPONENTS	12	870	1112	3226	4338	361.5

2011 STATISTICS

[----- PATS -----]									
SCORING	TD	FGs	Kick	Rush	Rcv	Pass	DXP	Saf	Points
MILIANO, Tony	0	16-22	43-46	0-0	0	0-0	0	0	91
PEAD, Isaiah	14	0-0	0-0	0-0	0	0-0	0	0	84
COLLAROS, Zach	8	0-0	0-0	0-0	0	1-2	0	0	48
MCCLUNG, A.	5	0-0	0-0	0-0	0	0-0	0	0	30
ROBINSON, A.	3	0-0	0-0	0-0	1	0-0	0	0	20
THOMPCKINS, K.	2	0-0	0-0	0-0	0	0-0	0	0	12
WOODS, DJ	2	0-0	0-0	0-0	0	0-0	0	0	12
KELCE, Travis	2	0-0	0-0	0-0	0	0-0	0	0	12
CHISUM, Alex	2	0-0	0-0	0-0	0	0-0	0	0	12
LEGAUX, Munchie	2	0-0	0-0	0-0	0	0-0	0	0	12
BOMAR, Maalik	1	0-0	0-0	0-0	0	0-0	0	0	6
WINN, George	1	0-0	0-0	0-0	0	0-0	0	0	6
STEWART, Walter	1	0-0	0-0	0-0	0	0-0	0	0	6
SCHAFER, JK	1	0-0	0-0	0-0	0	0-0	0	0	6
FREY, Drew	1	0-0	0-0	0-0	0	0-0	0	0	6
BATTLE, D.	1	0-0	0-0	0-0	0	0-0	0	0	6
CHEATHAM, C.	1	0-0	0-0	0-0	0	0-0	0	0	6
FEARING, Adam	1	0-0	0-0	0-0	0	0-0	0	0	6
TEAGUE, Akise	1	0-0	0-0	0-0	0	0-0	0	0	6
POTEAT, Jameel	1	0-0	0-0	0-0	0	0-0	0	0	6
LUAllen, Jordan	1	0-0	0-0	0-0	0	0-0	0	0	6
POPHAM, Shane	0	0-0	3-3	0-0	0	0-0	0	0	3
TOTAL	51	16-22	46-49	0-0	1	1-2	0	0	402
OPPONENTS	26	19-24	25-25	0-0	1	1-1	0	0	240

PUNT RETURNS	No.	Yds	Avg	TD	Long
WOODS, DJ	11	71	6.5	0	24
MILLIGAN, DANNY	6	42	7.0	0	16
PEAD, ISAIAH	6	75	12.5	0	34
TOTAL	24	187	7.8	0	34
OPPONENTS	18	122	6.8	0	40

INTERCEPTIONS	No.	Yds	Avg	TD	Long
DRANE, Deven	3	43	14.3	0	43
SCHAFER, JK	3	41	13.7	0	16
CHEATHAM, C.	2	65	32.5	1	53
BATTLE, D.	2	42	21.0	1	36
FREY, Drew	2	15	7.5	1	15
ROBERSON, Aaron	1	21	21.0	0	21
RICHARDSON, W.	1	0	0.0	0	0
TOTAL	14	227	16.2	3	53
OPPONENTS	12	131	10.9	1	63

KICK RETURNS	No.	Yds	Avg	TD	Long
ABERNATHY, RD	37	914	24.7	0	74
POTEAT, Jameel	3	67	22.3	0	28
LEWIS, Dyjuan	2	22	11.0	0	22
FEARING, Adam	2	25	12.5	0	17
WOODARD, Orion	1	0	0.0	0	0
DRANE, Deven	1	20	20.0	0	20
KELCE, Travis	1	13	13.0	0	13
TOTAL	47	1061	22.6	0	74
OPPONENTS	66	1259	19.1	0	42

FUMBLE RETURNS	No.	Yds	Avg	TD	Long
SCHAFER, JK	2	17	8.5	1	17
WOLFE, Derek	1	0	0.0	0	0
MILLS, Brandon	1	0	0.0	0	0
BOMAR, Maalik	1	54	54.0	1	54
JACKSON, Dwight	0	-7	0.0	0	0
TOTAL	5	64	12.8	2	54
OPPONENTS	1	0	0.0	1	0

FIELD GOALS	M-A	Pct	01-19	20-29	30-39	40-49	50+	Lg	Blk
MILIANO, Tony	16-22	72.7	0-0	7-7	2-5	7-10	0-0	48	3

FG SEQUENCE	CINCINNATI	OPPONENTS
Austin Peay	(39)	(21)
at Tennessee	47,(23)	43,(37)
Akron	43,(47)	-
NC State	(26),(48),(22)	-
at Miami (OH)	-	34
Louisville	(21)	(42),(51),(18)
at USF	33,(43)	(20),(40)
at Pittsburgh	(27),(40),(32),(41)	(52),(24),(42),50
West Virginia	42,31	(28),39,47
Rutgers	(47)	(19),(43)
Syracuse	33,(27),(22),(48)	(40),(32)
Connecticut	-	(35),(46),(53),(43)

PUNTING	No.	Yds	Avg	Long	TB	FC	I20	50+	Blkd
O'DONNELL, Pat	56	2460	43.9	76	7	9	25	15	0
TEAM	1	30	30.0	30	0	0	0	0	1
TOTAL	57	2490	43.7	76	7	9	25	15	1
OPPONENTS	72	2795	38.8	61	7	23	13	9	0

KICKOFFS	No.	Yds	Avg	TB	OB	Retn	Net	YdLn
O'DONNELL, Pat	57	3647	64.0	7	2			
MILIANO, Tony	20	1290	64.5	2	2			
POPHAM, Shane	2	115	57.5	0	0			
TOTAL	79	5052	63.9	9	4	1259	45.7	24
OPPONENTS	54	3473	64.3	6	1	1061	42.4	27

ALL PURPOSE	G	Rush	Rec	PR	KOR	IR	Tot	Avg/G
PEAD, Isaiah	12	1110	304	75	0	0	1489	124.1
ABERNATHY, RD	12	38	-4	0	914	0	948	79.0
MCCLUNG, A.	12	0	675	0	0	0	675	56.2
WOODS, DJ	12	36	450	71	0	0	557	46.4
THOMPCKINS, K.	12	0	536	0	0	0	536	44.7
CHISUM, Alex	12	0	290	0	0	0	290	24.2
COLLAROS, Zach	9	242	0	0	0	0	242	26.9
LEGAUX, Munchie	11	185	0	0	0	0	185	16.8
POTEAT, Jameel	9	108	0	0	67	0	175	19.4
ROBINSON, A.	12	0	167	0	0	0	167	13.9
WINN, George	12	141	6	0	0	0	147	12.2
LUAllen, Jordan	7	135	0	0	0	0	135	19.3
KELCE, Travis	10	0	121	0	13	0	134	13.4
FEARING, Adam	2	46	0	0	25	0	71	35.5
CHEATHAM, C.	12	0	0	0	0	65	65	5.4
DRANE, Deven	12	0	0	0	20	43	63	5.2
MILLIGAN, Danny	11	0	15	42	0	0	57	5.2
TEAGUE, Akise	2	42	0	0	0	0	42	21.0
BATTLE, D.	6	0	0	0	0	42	42	7.0
SCHAFER, JK	12	0	0	0	0	41	41	3.4
ANNEN, Blake	9	0	33	0	0	0	33	3.7
KAY, Brendon	3	22	0	0	0	0	22	7.3
LEWIS, Dyjuan	10	0	0	0	22	0	22	2.2
ROBERSON, Aaron	10	0	0	0	0	21	21	2.1
FREY, Drew	12	0	0	0	0	15	15	1.2
WASHINGTON, S.	5	0	14	0	0	0	14	2.8
WOODARD, Orion	12	0	12	0	0	0	12	1.0
KING, Anthony	12	12	0	0	0	0	12	1.0
TOTAL	12	2100	2619	187	1061	227	6194	516.2
OPPONENTS	12	1112	3226	122	1259	131	5850	487.5

2011 STATISTICS

DEFENSE	GP-GS	TACKLES				SACKS No-Yards	Int-Yds	PASS DEF		FUMBLES		BLKD Kick	Saf
		Solo	Ast	Total	TFL/Yds			BrUp	QBH	Rcv-Yds	FF		
37 SCHAFFER, JK	12-12	47	58	105	12.0-42	3.5-22	3-41	6	1	3-17	3	.	.
26 FREY, Drew	12-11	40	27	67	2.5-7	.	2-15	6	2
24 RICHARDSON, W.	12-12	37	29	66	.	.	1-0	4	.	.	1	.	.
95 WOLFE, Derek	12-12	32	32	64	19.5-92	9.5-66	.	1	6	2-0	2	.	.
21 CHEATHAM, C.	12-12	38	19	57	0.5-3	.	2-65	6
40 BOMAR, Maalik	12-10	27	28	55	3.5-8	1.0-3	.	3	2	2-54	.	.	.
40 HUGHES, John	11-11	22	26	48	12.5-51	5.0-39	.	1	2	.	.	1	.
54 STEWART, Walter	12-12	26	16	42	11.0-42	6.0-27	.	8	5	3-0	4	.	.
20 WILLIAMS, Chris	12-3	20	22	42	4.5-19	2.0-16	.	1	.	1-0	.	.	.
10 DRANE, Deven	12-7	28	11	39	2.0-3	.	3-43	8	.	1-0	.	.	.
94 STEPP, Jordan	12-1	21	12	33	2.0-4	0.5-1
99 GIORDANO, Dan	12-12	13	19	32	8.5-64	5.0-53	.	1	7	1-0	1	.	.
58 MILLS, Brandon	11-0	16	12	28	6.0-35	4.5-32	.	.	1	1-0	.	.	.
43 TEMPLE, Nick	12-7	16	11	27	2.0-8
84 WOODARD, Orion	12-0	14	9	23
9 BATTLE, D.	6-5	13	10	23	3.5-12	.	2-42	.	.	.	1	.	.
87 TAYLOR, Monte	12-0	6	11	17	4.0-41	4.0-41	.	.	2	.	3	.	.
52 JACKSON, Dwight	9-0	6	8	14	1.5-1	0--7	1	.	.
13 LAMBERT, Pat	11-0	9	5	14	.	.	.	1
80 WITTY, Adrian	11-0	9	4	13	.	.	.	1	.	.	1	.	.
45 TRIGG, Rob	12-0	7	5	12	4.0-21	2.5-14	2	.	.
36 POOLER, Ben	6-2	6	5	11	1.0-1	2-0	.	.	.
25 CHENAULT, Arryn	12-1	4	5	9	.	.	.	1
31 HALEY, Reuben	9-0	3	5	8
57 CASSEUS, C.	2-0	5	3	8	2.0-2
32 WINN, George	12-0	3	4	7
81 HILTON, Tomaz	11-0	2	4	6
5 JOHNSON, Reuben	7-0	3	3	6	1.5-5
46 MEADOR, Mitch	12-0	2	3	5	0.5-4	0.5-4
85 HORNER, Bruce	12-0	2	2	4
90 BEARD, Camaron	5-0	2	2	4	1
30 ROBERSON, Aaron	10-0	3	1	4	.	.	1-21
39 BEAL, Demitri	12-0	2	1	3
33 TENTMAN, S.	5-0	2	1	3
50 HANCOCK, Steve	4-0	1	1	2	0.5-1
6 MCCLUNG, A.	12-12	2	.	2
93 HARRAH, Brad	5-0	2	.	2	1.0-1
58 BLAIR, Greg	1-0	1	.	1	1.0-3
49 KING, Anthony	12-0	1	.	1
1 THOMPSON, K.	12-11	1	.	1
4 LEGAUX, Munchie	11-5	.	1	1
3 WOODS, DJ	12-12	1	.	1
96 DETEMPLE, Tom	12-0	1	.	1
14 MILIANO, Tony	12-0	1	.	1
34 O'DONNELL, Pat	12-0	1	.	1
TOTAL	12-0	498	415	913	107-470	44-318	14-227	48	29	16-64	19	1	.
OPPONENTS	12-0	477	333	810	77.0-291	18-138	12-131	42	25	7-0	7	5	.

INDIVIDUAL GAME-BY-GAME OFFENSE

PASSING

#12 COLLAROS, Zach	Att	Comp	Int	Pct	Yards	TD	Long	Sack	Yds	Effic
Austin Peay	19	12	0	63.2	134	4	34	0	0	191.9
Tennessee	34	21	0	61.8	230	2	46	2	17	138.0
Akron	16	10	0	62.5	157	1	50	0	0	165.5
NC State	34	25	1	73.5	263	2	44	1	8	152.0
Miami (OH)	30	16	2	53.3	251	1	72	3	18	121.3
Louisville	26	18	1	69.2	152	1	34	3	17	123.3
USF	41	26	2	63.4	389	3	39	1	5	157.5
Pittsburgh	32	19	2	59.4	214	0	44	2	16	103.1
West Virginia	11	7	0	63.6	70	0	19	1	15	117.1
TOTALS	243	154	8	63.4	1860	14	72	12	90	140.1

#4 LEGAUX, Munchie

	Att	Comp	Int	Pct	Yards	TD	Long	Sack	Yds	Effic
Austin Peay	3	2	0	66.7	40	0	25	0	0	178.7
Akron	4	3	0	75.0	21	0	8	0	0	119.1
West Virginia	21	10	1	47.6	144	0	45	1	12	95.7
Rutgers	31	12	1	38.7	158	0	23	3	29	75.1
Syracuse	22	13	0	59.1	169	2	69	0	0	153.6
Connecticut	35	15	2	42.9	217	3	36	2	7	111.8
TOTALS	116	55	4	47.4	749	5	69	6	48	109.0

#8 LUAllen, Jordan

	Att	Comp	Int	Pct	Yards	TD	Long	Sack	Yds	Effic
Akron	1	0	0	0.0	0	0	0	0	0	0.0
Syracuse	3	2	0	66.7	10	0	9	0	0	94.7
TOTALS	4	2	0	50.0	10	0	9	0	0	71.0

RUSHING

PLAYER	No-Yds/TD	APSU	TENN	AKR	NCSU	MIA	LOU	USF	PITT	WVU	RUT	SYR	CONN	VU
PEAD, Isaiah	237-1259/12	7-87/2	14-155/1	6-15/1	27-167/1	18-49/2	20-151/1	22-79/0	22-118/0	19-113/2	14-28/0	17-80/1	23-68/0	28-149/1
COLLAROS, Zach	84-234/8	5-25/0	7-1/0	2-15/1	9-52/2	15-89/0	13-22/1	10-21/2	11-20/2	4--3/0	DNP	DNP	DNP	8--8/0
WINN, George	40-219/2	6-33/0	1-1/0	3-17/1	6-20/0	-	-	2-18/0	1-2/0	2-3/0	2-8/0	8-33/0	3-6/0	6-78/1
LEGAUX, Munchie	41-185/2	5-36/1	-	3-2/0	-	-	-	-	DNP	8-77/1	12-31/0	3-11/0	10-28/0	DNP
LUAllen, Jordan	22-135/1	4-36/1	DNP	5-17/0	DNP	DNP	1-5/0	DNP	-	-	DNP	8-77/0	4-0/0	DNP
POTEAT, Jameel	23-108/1	4-30/0	4-9/0	10-55/1	2-9/0	3-5/0	-	DNP	-	-	DNP	DNP	-	-
FEARING, Adam	7-46/1	6-43/1	DNP	1-3/0	DNP	DNP	DNP	DNP	DNP	DNP	DNP	DNP	DNP	DNP
TEAGUE, Akise	8-42/1	2-13/1	DNP	6-29/0	DNP	DNP	DNP	DNP	DNP	DNP	DNP	DNP	DNP	DNP
ABERNATHY, RD	14-38/0	4-26/0	-	4-11/0	1--6/0	3-1/0	-	-	1-7/0	-	-	1--1/0	-	-
WOODS, DJ	4-36/0	1-24/0	-	-	-	1-3/0	1-2/0	-	1-7/0	-	-	-	-	-
KAY, Brendon	3-22/0	3-22/0	DNP	-	DNP	DNP	DNP	DNP	DNP	DNP	-	DNP	DNP	DNP
KING, Anthony	7-12/0	2-12/0	-	5-0/0	-	-	-	-	-	-	-	-	-	-
MCCLUNG, A.	1-4/0	-	-	-	-	-	-	-	-	-	-	-	-	1-4/0

RECEIVING

PLAYER	No-Yds/TD	APSU	TENN	AKR	NCSU	MIA	LOU	USF	PITT	WVU	RUT	SYR	CONN	VU
MCCLUNG, A.	49-683/6	3-48/2	5-33/1	3-42/0	6-94/0	6-64/0	2-43/0	4-47/0	4-73/0	2-20/0	5-69/0	-	8-142/2	1-8/1
THOMPSON, K.	44-536/2	2-20/1	4-58/0	3-26/0	5-72/1	5-73/0	5-25/0	6-114/0	5-39/0	5-67/0	2-21/0	2-21/0	-	-
WOODS, DJ	37-450/2	4-59/1	9-111/0	2-62/0	6-22/0	-	2-30/1	6-45/0	2-41/0	2-27/0	1-5/0	2-36/0	1-12/0	-
PEAD, Isaiah	39-319/3	1-10/0	2-15/0	-	3-24/1	2-5/0	3-4/0	4-48/1	4-20/0	5-67/0	-	9-112/1	3--1/0	3-15/0
CHISUM, Alex	19-302/2	1-25/0	-	1-8/0	2-30/0	-	4-40/0	3-73/1	1-14/0	1-13/0	3-57/0	1-8/0	1-22/1	1-12/0
ROBINSON, A.	12-183/3	-	1-13/1	1-15/1	1-2/0	1-72/0	-	1-21/1	1-12/0	1-17/0	-	-	1-15/0	4-16/0
KELCE, Travis	13-150/2	DNP	-	-	2-19/0	1-30/1	2-10/0	2-41/0	1-16/0	1-3/0	DNP	1-2/1	-	3-29/0
ANNEN, Blake	2-33/0	-	DNP	DNP	DNP	-	-	-	-	-	1-6/0	-	1-27/0	-
MILLIGAN, Danny	1-15/0	1-15/0	DNP	-	-	-	-	-	-	-	-	-	-	-
WASHINGTON, S.	3-14/0	1-1/0	-	2-13/0	-	-	DNP	DNP	DNP	DNP	DNP	DNP	DNP	DNP
WOODARD, Orion	1-12/0	-	-	1-12/0	-	-	-	-	-	-	-	-	-	-
WINN, George	2-6/0	-	-	-	-	1-7/0	-	-	1--1/0	-	-	-	-	-
ABERNATHY, RD	1--4/0	1--4/0	-	-	-	-	-	-	-	-	-	-	-	-

2012 UNIVERSITY OF CINCINNATI FOOTBALL

INDIVIDUAL GAME-BY-GAME DEFENSE

TOTAL TACKLES	UA-A	TOT	APSU	TENN	AKR	NCSU	MIA	LOU	USF	PITT	WVU	RUT	SYR	CONN	VU
SCHAFER, JK	52-62	114	2-1	6-6	0-4	2-7	6-1	3-8	4-4	5-8	5-4	5-8	3-2	6-5	5-4
FREY, Drew	43-30	73	3-0	3-4	3-0	2-3	5-0	1-4	5-1	4-2	5-2	2-9	5-0	2-2	3-3
RICHARDSON, W.	37-34	71	2-1	6-3	0-1	4-2	5-0	3-2	6-2	1-4	2-2	4-5	4-1	0-6	0-5
WOLFE, Derek	37-33	70	3-0	2-2	2-1	2-1	5-1	4-7	1-1	2-3	2-3	3-7	2-0	4-6	5-1
BOMAR, Maalik	30-31	61	0-3	4-2	1-2	-	3-0	2-6	4-3	4-1	2-1	2-6	5-0	0-4	3-3
CHEATHAM, C.	40-19	59	2-0	5-4	4-0	5-3	4-0	4-0	2-1	2-3	2-1	3-3	1-0	4-4	2-0
HUGHES, John	24-27	51	2-0	2-6	DNP	1-2	2-1	0-3	1-0	2-2	3-2	0-4	5-1	4-5	2-1
WILLIAMS, Chris	22-24	46	2-0	2-3	1-2	0-3	3-1	3-4	1-1	4-0	2-3	1-3	0-1	1-1	2-2
STEWART, Walter	26-18	44	2-0	4-3	0-2	0-2	1-0	2-2	2-1	3-2	3-2	2-0	6-0	1-2	0-2
DRANE, Deven	30-12	42	2-0	0-1	2-0	1-1	-	-	4-2	4-1	4-0	1-3	8-0	2-3	2-1
TEMPLE, Nick	19-16	35	4-0	-	0-2	1-0	-	0-3	4-1	1-0	0-1	1-2	3-0	2-2	3-5
GIORDANO, Dan	14-20	34	-	1-3	1-1	1-2	2-0	0-2	1-3	-	2-2	2-4	2-1	1-1	1-1
STAPP, Jordan	21-12	33	2-0	1-0	0-4	0-2	5-0	-	5-0	2-2	4-2	0-1	2-0	0-1	-
MILLS, Brandon	17-13	30	DNP	1-0	-	3-2	1-1	0-2	2-1	3-2	2-1	1-1	2-0	1-2	1-1
WOODARD, Orion	15-10	25	-	0-1	1-0	0-2	1-1	1-3	2-0	3-0	1-0	-	4-0	1-2	1-1
BATTLE, D.	13-10	23	DNP	4-2	3-1	1-1	3-0	2-6	-	DNP	DNP	DNP	DNP	DNP	DNP
TAYLOR, Monte	6-11	17	1-0	0-1	0-3	0-3	1-0	1-1	1-0	1-1	1-1	-	-	0-1	-
WITTY, Adrian	10-5	15	4-0	2-0	1-1	-	-	-	DNP	1-0	1-0	0-1	-	0-2	1-1
JACKSON, Dwight	6-9	15	3-0	DNP	1-1	0-1	DNP	-	DNP	-	1-3	1-1	-	0-2	0-1
LAMBERT, Pat	9-5	14	2-0	1-0	2-1	0-2	1-2	-	2-0	-	-	1-0	-	DNP	-
TRIGG, Rob	7-5	12	-	-	-	0-1	0-1	-	1-0	1-0	-	1-3	2-0	2-0	-
POOLER, Ben	6-5	11	4-1	0-3	2-1	-	-	-	DNP	DNP	DNP	DNP	DNP	DNP	DNP
CHENAULT, Arryn	4-5	9	1-0	-	1-3	-	1-0	-	-	-	-	0-2	1-0	-	-
WINN, George	4-4	8	-	-	1-1	0-1	1-0	-	0-1	-	-	-	1-0	0-1	1-0
HALEY, Reuben	3-5	8	1-0	-	0-2	1-1	-	0-1	1-1	-	-	DNP	DNP	DNP	-
CASSEUS, C.	5-3	8	3-0	DNP	2-3	DNP	DNP	DNP	DNP	DNP	DNP	DNP	DNP	DNP	DNP
HILTON, Tomaz	2-4	6	-	DNP	-	1-1	1-0	0-1	-	-	-	0-1	-	0-1	-
JOHNSON, Reuben	3-3	6	DNP	DNP	1-1	0-2	1-0	-	DNP	DNP	DNP	-	1-0	-	-
MEADOR, Mitch	2-3	5	1-0	-	0-2	0-1	-	-	1-0	-	-	-	-	-	-
ROBERSON, Aaron	3-1	4	1-0	-	0-1	1-0	1-0	-	-	DNP	-	-	-	DNP	-
HORNER, Bruce	2-2	4	-	1-0	1-0	-	-	0-1	-	-	-	-	-	0-1	-
BEARD, Camaron	2-2	4	2-0	DNP	0-1	0-1	-	DNP	DNP	DNP	DNP	-	DNP	DNP	DNP
TENTMAN, S.	2-1	3	1-0	DNP	0-1	-	-	DNP	DNP	DNP	DNP	1-0	DNP	DNP	DNP
BEAL, Demetri	2-1	3	1-0	-	-	-	0-1	-	-	1-0	-	-	-	-	-
HANCOCK, Steve	1-1	2	-	DNP	-	0-1	1-0	DNP	DNP	DNP	DNP	DNP	DNP	DNP	DNP
HARRAH, Brad	2-0	2	2-0	-	-	-	-	DNP	DNP	DNP	DNP	DNP	DNP	DNP	DNP
DETEMPLE, Tom	2-0	2	-	-	-	-	-	-	-	-	-	1-0	-	-	1-0
PEAD, Isaiah	2-0	2	-	-	-	-	-	-	-	-	-	-	-	-	2-0
MCCLUNG, A.	2-0	2	-	-	-	-	-	-	-	1-0	-	-	-	1-0	-
LEGAUX, Munchie	0-1	1	-	-	-	-	-	-	0-1	DNP	-	-	-	-	DNP
O'DONNELL, Pat	1-0	1	-	-	-	-	-	-	-	-	1-0	-	-	-	-
MILIANO, Tony	1-0	1	1-0	-	-	-	-	-	-	-	-	-	-	-	-
KING, Anthony	1-0	1	-	-	1-0	-	-	-	-	-	-	-	-	-	-
BLAIR, Greg LB	1-0	1	DNP	DNP	DNP	DNP	1-0	DNP	DNP	DNP	DNP	DNP	DNP	DNP	DNP
THOMPSON, K.	1-0	1	-	-	-	-	-	-	-	1-0	-	-	-	-	-
WOODS, DJ	1-0	1	-	-	-	1-0	-	-	-	-	-	-	-	-	-
SACKS	UA-A	TOT	APSU	TENN	AKR	NCSU	MIA	LOU	USF	PITT	WVU	RUT	SYR	CONN	VU
WOLFE, Derek	9-1	9.5	1.0-6	-	2.0-9	1.0-6	-	1.0-5	-	2.0-18	-	-	-	2.5-22	-
STEWART, Walter	5-2	6.0	-	-	-	-	-	1.0-5	-	-	2.5-11	-	1.0-3	1.5-8	-
MILLS, Brandon	4-3	5.5	DNP	-	-	2.5-19	-	0.5-2	1.0-9	-	-	-	-	0.5-2	1.0-1
GIORDANO, Dan	4-2	5.0	-	-	1.0-16	1.0-7	2.0-26	-	-	-	0.5-3	-	0.5-1	-	-
HUGHES, John	4-2	5.0	-	-	DNP	-	1.0-13	-	-	-	2.0-13	0.5-5	0.5-0	1.0-8	-
SCHAFER, JK	4-1	4.5	-	-	-	-	1.0-4	1.0-5	-	-	-	1.5-13	-	-	1.0-6
TAYLOR, Monte	2-4	4.0	-	-	-	1.0-10	1.0-4	0.5-3	1.0-19	-	-	-	-	0.5-5	-
TRIGG, Rob	2-1	2.5	-	-	-	0.5-0	-	-	-	-	-	1.0-8	1.0-6	-	-
WILLIAMS, Chris	2-0	2.0	1.0-8	-	-	-	-	-	-	1.0-8	-	-	-	-	-
BOMAR, Maalik	1-0	1.0	-	-	-	-	-	-	-	-	-	-	1.0-3	-	-
MEADOR, Mitch	0-1	0.5	-	-	-	0.5-4	-	-	-	-	-	-	-	-	-
STAPP, Jordan	0-1	0.5	-	-	-	0.5-1	-	-	-	-	-	-	-	-	-

INDIVIDUAL GAME-BY-GAME DEFENSE

TFLs	UA-A	TOT	APSU	TENN	AKR	NCSU	MIA	LOU	USF	PITT	WVU	RUT	SYR	CONN	VU
WOLFE, Derek	18-7	21.5	1.0-6	1.5-3	2.0-9	1.0-6	1.5-4	3.0-8	-	2.0-18	2.5-6	-	-	5.0-32	2.0-4
SCHAEFFER, JK	10-6	13.0	-	0.5-0	-	0.5-0	3.0-8	2.0-8	-	-	2.0-6	3.0-18	-	1.0-2	1.0-6
HUGHES, John	9-7	12.5	-	1.0-0	DNP	1.5-2	1.0-13	-	-	2.0-5	2.0-13	0.5-5	0.5-0	4.0-13	-
STEWART, Walter	9-4	11.0	-	2.5-8	-	0.5-1	-	1.0-5	1.0-1	1.0-5	2.5-11	-	1.0-3	1.5-8	-
GIORDANO, Dan	6-6	9.0	-	0.5-1	1.0-16	1.5-8	2.0-26	-	-	-	2.0-8	1.0-4	0.5-1	-	0.5-1
MILLS, Brandon	5-4	7.0	DNP	-	-	2.5-19	0.5-1	0.5-2	1.0-9	-	-	-	1.0-2	0.5-2	1.0-1
WILLIAMS, Chris	4-1	4.5	2.0-9	-	-	-	-	-	-	2.0-9	-	0.5-1	-	-	-
TAYLOR, Monte	2-4	4.0	-	-	-	1.0-10	1.0-4	0.5-3	1.0-19	-	-	-	-	0.5-5	-
TRIGG, Rob	3-2	4.0	-	-	-	0.5-0	-	-	-	1.0-6	-	1.5-9	1.0-6	-	-
BATTLE, D.	3-1	3.5	DNP	0.5-1	-	1.0-2	2.0-9	-	-	DNP	DNP	DNP	DNP	DNP	DNP
BOMAR, Maalik	2-3	3.5	-	0.5-2	-	-	-	-	-	-	0.5-1	-	2.0-4	0.5-1	-
FREY, Drew	2-1	2.5	-	-	-	-	-	-	1.0-3	-	-	0.5-2	1.0-2	-	-
TEMPLE, Nick	2-1	2.5	-	-	-	-	-	-	1.0-4	-	-	1.0-4	-	-	0.5-2
STEPP, Jordan	1-2	2.0	1.0-2	-	-	0.5-1	-	-	-	-	0.5-1	-	-	-	-
DRANE, Deven	2-0	2.0	1.0-2	-	-	-	-	-	-	1.0-1	-	-	-	-	-
CASSEUS, C.	2-0	2.0	1.0-1	DNP	1.0-1	DNP	DNP	DNP	DNP	DNP	DNP	DNP	DNP	DNP	DNP
JOHNSON, Reuben	1-1	1.5	DNP	DNP	-	0.5-2	-	-	DNP	DNP	DNP	-	1.0-3	-	-
JACKSON, Dwight	1-1	1.5	1.0-1	DNP	-	-	DNP	-	DNP	-	0.5-0	-	-	-	-
POOLER, Ben	1-0	1.0	-	-	1.0-1	-	-	-	DNP	DNP	DNP	DNP	DNP	DNP	DNP
HARRAH, Brad	1-0	1.0	1.0-1	-	-	-	-	DNP	DNP	DNP	DNP	DNP	DNP	DNP	DNP
BLAIR, Greg LB	1-0	1.0	DNP	DNP	DNP	DNP	1.0-3	DNP	DNP	DNP	DNP	DNP	DNP	DNP	DNP
HANCOCK, Steve	0-1	0.5	-	DNP	-	0.5-1	-	DNP	DNP	DNP	DNP	DNP	DNP	DNP	DNP
CHEATHAM, C.	0-1	0.5	-	-	-	-	-	-	-	-	0.5-3	-	-	-	-
MEADOR, Mitch	0-1	0.5	-	-	-	0.5-4	-	-	-	-	-	-	-	-	-
INT RETURNS	TOTAL	APSU	TENN	AKR	NCSU	MIA	LOU	USF	PITT	WVU	RUT	SYR	CONN	VU	
DRANE, Deven	3-43	-	-	1-0	-	1-43	-	1-0	-	-	-	-	-	-	-
SCHAEFFER, JK	3-41	1-11	-	1-14	1-16	-	-	-	-	-	-	-	-	-	-
CHEATHAM, C.	3-70	-	-	1-53	-	-	-	-	1-12	-	-	-	-	-	1-5
BATTLE, D.	2-42	DNP	-	1-36	-	-	1-6	-	DNP	DNP	DNP	DNP	DNP	DNP	DNP
FREY, Drew	2-15	-	-	-	1-0	-	-	-	-	-	-	-	-	1-15	-
RICHARDSON, W.	1-0	-	-	-	-	-	-	-	-	-	-	-	1-0	-	-
TEMPLE, Nick	1-12	-	-	-	-	-	-	-	-	-	-	-	-	-	1-12
ROBERSON, Aaron	1-21	1-21	-	-	-	-	-	-	DNP	-	-	-	-	DNP	-
FUMBLE RETURNS	TOTAL	APSU	TENN	AKR	NCSU	MIA	LOU	USF	PITT	WVU	RUT	SYR	CONN	VU	
BOMAR, Maalik	1-54	-	-	1-54	-	-	-	-	-	-	-	-	-	-	-
SCHAEFFER, JK	2-17	-	-	-	-	1-17	-	1-0	-	-	-	-	-	-	-
WOLFE, Derek	1-0	-	-	-	-	-	-	1-0	-	-	-	-	-	-	-
MILLS, Brandon	1-0	DNP	-	-	-	-	-	1-0	-	-	-	-	-	-	-
FUMBLES FORCED	TOTAL	APSU	TENN	AKR	NCSU	MIA	LOU	USF	PITT	WVU	RUT	SYR	CONN	VU	
STEWART, Walter	4	-	1	-	-	-	-	-	1	1	-	-	1	-	-
TAYLOR, Monte	3	1	-	-	1	-	-	1	-	-	-	-	-	-	-
SCHAEFFER, JK	3	-	-	-	-	1	-	-	-	-	-	1	1	-	-
WOLFE, Derek	2	1	-	1	-	-	-	-	-	-	-	-	-	-	-
TRIGG, Rob	2	-	-	-	-	-	-	-	-	-	1	1	-	-	-
RICHARDSON, W.	1	-	-	-	1	-	-	-	-	-	-	-	-	-	-
WITTY, Adrian	1	1	-	-	-	-	-	DNP	-	-	-	-	-	-	-
TEMPLE, Nick	1	-	-	-	-	-	-	-	-	-	-	-	-	-	1
BATTLE, D.	1	DNP	1	-	-	-	-	-	DNP	DNP	DNP	DNP	DNP	DNP	DNP
JACKSON, Dwight	1	-	DNP	-	-	DNP	-	DNP	-	1	-	-	-	-	-
GIORDANO, Dan	1	-	-	1	-	-	-	-	-	-	-	-	-	-	-
FUMBLES RECOVERED	TOTAL	APSU	TENN	AKR	NCSU	MIA	LOU	USF	PITT	WVU	RUT	SYR	CONN	VU	
SCHAEFFER, JK	3	-	-	-	-	1	-	1	-	-	-	-	1	-	-
STEWART, Walter	3	-	-	-	-	-	-	-	1	1	-	-	1	-	-
WOLFE, Derek	2	-	1	-	-	-	-	1	-	-	-	-	-	-	-
POOLER, Ben	2	1	1	-	-	-	-	DNP	DNP	DNP	DNP	DNP	DNP	DNP	DNP
BOMAR, Maalik	2	1	-	1	-	-	-	-	-	-	-	-	-	-	-
WOODARD, Orion	1	-	-	-	-	-	-	-	-	-	-	-	-	-	1
DRANE, Deven	1	-	-	-	1	-	-	-	-	-	-	-	-	-	-
WILLIAMS, Chris	1	1	-	-	-	-	-	-	-	-	-	-	-	-	-
MILLS, Brandon	1	DNP	-	-	-	-	-	1	-	-	-	-	-	-	-
GIORDANO, Dan	1	-	-	1	-	-	-	-	-	-	-	-	-	-	-

INDIVIDUAL GAME-BY-GAME ALL-PURPOSE/SPECIAL TEAMS

ALL-PURPOSE YARDS	TOTAL	APSU	TENN	AKR	NCSU	MIA	LOU	USF	PITT	WVU	RUT	SYR	CONN	VU
PEAD, Isaiah	1652	97	170	15	191	54	155	127	138	180	28	246	88	163
ABERNATHY, RD	1068	82	65	11	43	30	50	117	80	57	106	138	169	120
MCCLLUNG, A.	687	48	33	42	94	64	43	47	73	20	69	-	142	12
WOODS, DJ	557	89	111	86	26	40	32	45	48	27	5	36	12	-
THOMPCKINS, K.	536	20	58	26	72	73	25	114	39	67	21	21	-	-
CHISUM, Alex	302	25	-	8	30	-	40	73	14	13	57	8	22	12
COLLAROS, Zach	234	25	1	15	52	89	22	21	20	-3	DNP	DNP	DNP	-8
WINN, George	225	33	1	17	20	7	-	18	1	3	8	33	6	78
LEGAUX, Munchie	185	36	-	2	-	-	-	-	DNP	77	31	11	28	DNP
ROBINSON, A.	183	-	13	15	2	72	-	21	12	17	-	-	15	16
POTEAT, Jameel	175	58	9	55	9	5	-	DNP	39	-	DNP	DNP	-	-
KELCE, Travis	163	DNP	-	-	19	30	10	41	16	16	DNP	2	-	29
LUALLIN, Jordan	135	36	DNP	17	DNP	DNP	5	DNP	-	-	DNP	77	-	DNP
FEARING, Adam	71	51	DNP	20	DNP	DNP	DNP	DNP	DNP	DNP	DNP	DNP	DNP	DNP
CHEATHAM, C.	70	-	-	53	-	-	-	-	12	-	-	-	-	5
DRANE, Deven	63	-	20	-	-	43	-	-	-	-	-	-	-	-
MILLIGAN, Danny	57	15	DNP	28	-	-	-	-	-	6	4	4	-	-
BATTLE, D.	42	DNP	-	36	-	-	6	-	DNP	DNP	DNP	DNP	DNP	DNP
TEAGUE, Akise	42	13	DNP	29	DNP	DNP	DNP	DNP	DNP	DNP	DNP	DNP	DNP	DNP
SCHAFER, JK	41	11	-	14	16	-	-	-	-	-	-	-	-	-
ANNEN, Blake	33	-	DNP	DNP	DNP	-	-	-	-	-	6	-	27	-
KAY, Brendon	22	22	DNP	-	DNP	DNP	DNP	DNP	DNP	DNP	-	DNP	DNP	DNP
LEWIS, Dyjuan	22	-	-	22	-	-	DNP	-	-	DNP	-	-	-	DNP
ROBERSON, Aaron	21	21	-	-	-	-	-	-	DNP	-	-	-	DNP	-
FREY, Drew	15	-	-	-	-	-	-	-	-	-	-	-	15	-
WASHINGTON, S.	14	1	-	13	-	-	DNP	DNP	DNP	DNP	DNP	DNP	DNP	DNP
KING, Anthony	12	12	-	-	-	-	-	-	-	-	-	-	-	-
TEMPLE, Nick	12	-	-	-	-	-	-	-	-	-	-	-	-	12
WOODARD, Orion	12	-	-	12	-	-	-	-	-	-	-	-	-	-
PUNT RETURNS	TOTAL	APSU	TENN	AKR	NCSU	MIA	LOU	USF	PITT	WVU	RUT	SYR	CONN	VU
PEAD, Isaiah	8-74	-	-	-	-	-	-	-	-	-	-	2-54	4-21	2--1
WOODS, DJ	11-71	2-6	-	1-24	2-4	3-37	3-0	-	-	-	-	-	-	-
MILLIGAN, Danny	6-42	-	DNP	2-28	-	-	-	-	1-0	1-6	1-4	1-4	-	-
KICK RETURNS	TOTAL	APSU	TENN	AKR	NCSU	MIA	LOU	USF	PITT	WVU	RUT	SYR	CONN	VU
ABERNATHY, RD	39-1034	1-60	3-65	-	3-49	1-29	2-50	5-117	4-73	3-57	5-106	4-139	6-169	2-120
POTEAT, Jameel	3-67	1-28	-	-	-	-	-	DNP	2-39	-	DNP	DNP	-	-
FEARING, Adam	2-25	1-8	DNP	1-17	DNP	DNP	DNP	DNP	DNP	DNP	DNP	DNP	DNP	DNP
LEWIS, Dyjuan	2-22	-	1-0	1-22	-	-	DNP	-	-	DNP	-	-	-	DNP
DRANE, Deven	1-20	-	1-20	-	-	-	-	-	-	-	-	-	-	-
KELCE, Travis	1-13	DNP	-	-	-	-	-	-	-	1-13	DNP	-	-	-
WOODARD, Orion	1-0	-	-	-	-	-	1-0	-	-	-	-	-	-	-

INDIVIDUAL SINGLE-GAME CAREER HIGHS

ABERNATHY IV, Ralph David

Points scored: 6, vs Vanderbilt, 12/31/11
 Touchdowns: 1, vs Vanderbilt, 12/31/11
 Rush attempts: 4, Austin Peay, 09/03/11 ; Akron, 09/17/11
 Rush yards: 26, Austin Peay, 09/03/11 (4 carries)
 Long rush: 10, Austin Peay, 09/03/11
 Receptions: 1, Austin Peay, 09/03/11
 Receiving yards: -4, Austin Peay, 09/03/11 (1 receptions)
 Total offense attempts: 4, Austin Peay, 09/03/11 (4 rush,0 pass); Akron, 09/17/11 (4 rush,0 pass)
 Total offense yards: 26, Austin Peay, 09/03/11 (26 rush,0 pass)
 All-purpose yards: 169, Connecticut, 12/03/11
 Kick returns: 6, Connecticut, 12/03/11
 Kick return yards: 169, Connecticut, 12/03/11 (6 returns)
 Long kick return: 90, vs Vanderbilt, 12/31/11

ANNEN, Blake

Receptions: 1, at Rutgers, 11/19/11 ; Connecticut, 12/03/11
 Receiving yards: 27, Connecticut, 12/03/11 (1 receptions)
 Long reception: 27, Connecticut, 12/03/11
 All-purpose yards: 27, Connecticut, 12/03/11

BATTLE, Dominique

Points scored: 6, Akron, 09/17/11
 Touchdowns: 1, Akron, 09/17/11
 All-purpose yards: 36, Akron, 09/17/11
 Interceptions: 1, 4 times
 Long interception return: 36, Akron, 09/17/11
 Tackles: 10, Connecticut, 11/07/09 (8-2)
 Sacks: 1.0, at NC State, 09/16/10 (1-0)
 Tackles for loss: 2.0, at Miami (OH), 10/01/11 (2-0)
 Fumbles forced: 1, at Tennessee, 09/10/11 ; SEMO, 09/12/09
 Pass breakups: 2, at NC State, 09/16/10

BEAL, Demitri

Tackles: 1, Austin Peay, 09/03/11 (1-0); at Miami (OH), 10/01/11 (0-1); at Pittsburgh, 11/05/11 (1-0)

BEARD, Camaron

Tackles: 2, Austin Peay, 09/03/11 (2-0)

BLAIR, Greg

Tackles: 1, at Miami (OH), 10/01/11 (1-0)
 Tackles for loss: 1.0, at Miami (OH), 10/01/11 (1-0)

BOMAR, Maalik

Points scored: 6, Akron, 09/17/11
 Touchdowns: 1, Akron, 09/17/11
 Tackles: 11, at Connecticut, 11/27/10 (5-6)
 Sacks: 1.0, Indiana State, 09/11/10 (1-0); Rutgers, 11/20/10 (1-0); at Syracuse, 11/26/11 (1-0)
 Tackles for loss: 2.0, Indiana State, 09/11/10 (2-0); at Syracuse, 11/26/11 (2-0)
 Fumbles forced: 1, at NC State, 09/16/10 ; Oklahoma, 09/25/10
 Fumbles recovered: 1, Austin Peay, 09/03/11 ; Akron, 09/17/11
 Pass breakups: 1, Akron, 09/17/11 ; at Pittsburgh, 11/05/11 ; at Rutgers, 11/19/11

CASSEUS, C.

Tackles: 5, Akron, 09/17/11 (2-3)
 Tackles for loss: 1.0, Austin Peay, 09/03/11 (1-0); Akron, 09/17/11 (1-0)

CHEATHAM, Cammeron

Points scored: 6, Akron, 09/17/11
 Touchdowns: 1, Akron, 09/17/11
 All-purpose yards: 53, Akron, 09/17/11
 Interceptions: 1, 4 times
 Long interception return: 53, Akron, 09/17/11
 Tackles: 9, at Tennessee, 09/10/11 (5-4)
 Tackles for loss: 1.0, Indiana State, 09/11/10 (1-0); Oklahoma, 09/25/10 (1-0)
 Fumbles forced: 1, Indiana State, 09/11/10
 Pass breakups: 2, at Connecticut, 11/27/10 ; Connecticut, 12/03/11

CHENAULT, Arryn

Tackles: 4, Akron, 09/17/11 (1-3)
 Pass breakups: 1, Akron, 09/17/11

CHISUM, Alex

Points scored: 6, at USF, 10/22/11 ; Connecticut, 12/03/11
 Touchdowns: 1, at USF, 10/22/11 ; Connecticut, 12/03/11
 Receptions: 4, Louisville, 10/15/11
 Receiving yards: 73, at USF, 10/22/11 (3 receptions)
 Receiving TDs: 1, at USF, 10/22/11 ; Connecticut, 12/03/11
 Long reception: 30, at USF, 10/22/11
 All-purpose yards: 73, at USF, 10/22/11

COLLAROS, Zach

Points scored: 12, 5 times
 Touchdowns: 2, 5 times
 Rush attempts: 22, at NC State, 09/16/10
 Rush yards: 132, at USF, 10/15/09 (10 carries)
 Rush TDs: 2, 5 times
 Long rush: 75, at USF, 10/15/09
 Pass attempts: 53, USF, 10/22/10
 Pass completions: 30, USF, 10/22/10
 Pass yards: 480, Connecticut, 11/07/09
 Pass TDs: 5, at Louisville, 10/15/10
 Had intercepted: 4, at Connecticut, 11/27/10
 Long pass: 81, at Syracuse, 10/31/09
 Total offense attempts: 65, at Connecticut, 11/27/10 (15 rush,50 pass)
 Total offense yards: 555, Connecticut, 11/07/09 (75 rush,480 pass)
 All-purpose yards: 132, at USF, 10/15/09
 Punt attempts: 1, USF, 10/22/10
 Punt yards: 35, USF, 10/22/10 (1 punts)
 Longest punt: 35, USF, 10/22/10
 Tackles: 1, USF, 10/22/10 (1-0); at Hawai`i, 12/06/08 (1-0)

DETEMPLE, Tom

Tackles: 1, 4 times

DRANE, Deven

All-purpose yards: 43, at Miami (OH), 10/01/11
 Kick returns: 1, at Tennessee, 09/10/11
 Kick return yards: 20, at Tennessee, 09/10/11 (1 returns)
 Long kick return: 20, at Tennessee, 09/10/11
 Interceptions: 1, Akron, 09/17/11 ; at Miami (OH), 10/01/11 ; at USF, 10/22/11
 Long interception return: 43, at Miami (OH), 10/01/11
 Tackles: 8, at Syracuse, 11/26/11 (8-0)
 Tackles for loss: 1.0, Austin Peay, 09/03/11 (1-0); at Pittsburgh, 11/05/11 (1-0)
 Fumbles recovered: 1, NC State, 09/22/11
 Pass breakups: 2, Akron, 09/17/11 ; NC State, 09/22/11

FEARING, Adam

Points scored: 6, Austin Peay, 09/03/11
 Touchdowns: 1, Austin Peay, 09/03/11
 Rush attempts: 6, Austin Peay, 09/03/11
 Rush yards: 43, Austin Peay, 09/03/11 (6 carries)
 Rush TDs: 1, Austin Peay, 09/03/11
 Long rush: 14, Austin Peay, 09/03/11
 Total offense attempts: 6, Austin Peay, 09/03/11 (6 rush,0 pass)
 Total offense yards: 43, Austin Peay, 09/03/11 (43 rush,0 pass)
 All-purpose yards: 51, Austin Peay, 09/03/11
 Kick returns: 1, Austin Peay, 09/03/11 ; Akron, 09/17/11
 Kick return yards: 17, Akron, 09/17/11 (1 returns)
 Long kick return: 17, Akron, 09/17/11

FREY, Drew

Points scored: 6, Connecticut, 12/03/11
 Touchdowns: 1, Connecticut, 12/03/11
 All-purpose yards: 15, Rutgers, 11/20/10 ; Connecticut, 12/03/11
 Interceptions: 1, 6 times
 Long interception return: 15, Rutgers, 11/20/10 ; Connecticut, 12/03/11
 Tackles: 12, at Oregon State, 09/19/09 (7-5)
 Sacks: 1.0, at Miami (OH), 10/03/09 (1-0)
 Tackles for loss: 1.5, at Oregon State, 09/19/09 (1-0)
 Pass breakups: 2, Louisville, 10/15/11 ; vs Vanderbilt, 12/31/11

INDIVIDUAL SINGLE-GAME CAREER HIGHS

GIORDANO, Dan

Tackles: 9, Fresno State, 09/26/09 (5-4)
Sacks: 2.0, at Miami (OH), 10/01/11 (2-0)
Tackles for loss: 2.0, at Miami (OH), 10/01/11 (2-0); West Virginia, 11/12/11 (1-1)
Fumbles forced: 1, at Fresno State, 09/04/10 ; Akron, 09/17/11
Fumbles recovered: 1, Akron, 09/17/11
Pass breakups: 1, Akron, 09/17/11 ; Louisville, 10/24/09 ; Syracuse, 10/30/10

HALEY, Reuben

Tackles: 2, Akron, 09/17/11 (0-2); NC State, 09/22/11 (1-1); at USF, 10/22/11 (1-1)
Fumbles recovered: 1, Indiana State, 09/11/10

HANCOCK, Steve

Tackles: 1, 6 times
Sacks: 1.0, Louisville, 10/24/09 (1-0)
Tackles for loss: 1.0, SEMO, 09/12/09 (1-0); Louisville, 10/24/09 (1-0)

HARRAH, Brad

Tackles: 2, Austin Peay, 09/03/11 (2-0)
Tackles for loss: 1.0, Austin Peay, 09/03/11 (1-0)

HILTON, Tomaz

Tackles: 4, at Marshall, 10/03/08 (1-3)

HORNER, Bruce

Tackles: 2, Miami (OH), 10/09/10 (2-0)

HUGHES, John

Tackles: 9, at Connecticut, 11/27/10 (3-6); Connecticut, 12/03/11 (4-5)
Sacks: 2.0, West Virginia, 11/12/11 (2-0)
Tackles for loss: 4.0, Connecticut, 12/03/11 (3-0)
Fumbles forced: 1, vs Virginia Tech, 01/01/09
Fumbles recovered: 1, Syracuse, 10/30/10
Pass breakups: 1, at NC State, 09/16/10 ; at Rutgers, 11/19/11
Blocked kicks: 1, West Virginia, 11/12/11

JACKSON, Dwight

Tackles: 4, West Virginia, 11/12/11 (1-3)
Tackles for loss: 1.0, Austin Peay, 09/03/11 (1-0)
Fumbles forced: 1, West Virginia, 11/12/11

JOHNSON, Reuben

All-purpose yards: 9, Syracuse, 10/30/10
Interceptions: 1, Syracuse, 10/30/10
Long interception return: 9, Syracuse, 10/30/10
Tackles: 11, at Louisville, 10/15/10 (9-2)
Sacks: 1.0, Syracuse, 10/30/10 (1-0)
Tackles for loss: 2.0, Syracuse, 10/30/10 (2-0)
Fumbles recovered: 1, Louisville, 10/24/09
Pass breakups: 2, Indiana State, 09/11/10

KAY, Brendon

Rush attempts: 3, Austin Peay, 09/03/11 ; SEMO, 09/12/09
Rush yards: 22, Austin Peay, 09/03/11 (3 carries); SEMO, 09/12/09 (3 carries)
Long rush: 16, Austin Peay, 09/03/11
Pass attempts: 6, Syracuse, 10/30/10
Pass completions: 3, Syracuse, 10/30/10
Pass yards: 20, Syracuse, 10/30/10
Long pass: 19, SEMO, 09/12/09
Total offense attempts: 8, Syracuse, 10/30/10 (2 rush,6 pass)
Total offense yards: 41, SEMO, 09/12/09 (22 rush,19 pass)
All-purpose yards: 22, Austin Peay, 09/03/11 ; SEMO, 09/12/09
Pass breakups: 1, at Tennessee, 09/10/11

KELCE, Travis

Points scored: 12, at Rutgers, 09/07/09
Touchdowns: 2, at Rutgers, 09/07/09
Rush attempts: 3, at Rutgers, 09/07/09
Rush yards: 19, vs Florida, 01/01/10 (1 carries)
Rush TDs: 2, at Rutgers, 09/07/09
Long rush: 19, vs Florida, 01/01/10
Receptions: 3, vs Vanderbilt, 12/31/11

Receiving yards: 41, at USF, 10/22/11 (2 receptions)
Receiving TDs: 1, at Miami (OH), 10/01/11 ; at Syracuse, 11/26/11
Long reception: 30, at Miami (OH), 10/01/11
Total offense attempts: 3, at Rutgers, 09/07/09 (3 rush,0 pass)
Total offense yards: 19, vs Florida, 01/01/10 (19 rush,0 pass)
All-purpose yards: 41, at USF, 10/22/11
Kick returns: 1, West Virginia, 11/12/11
Kick return yards: 13, West Virginia, 11/12/11 (1 returns)
Long kick return: 13, West Virginia, 11/12/11
Tackles: 1, at Rutgers, 09/07/09 (0-1)

KING, Anthony

Rush attempts: 5, Akron, 09/17/11
Rush yards: 12, Austin Peay, 09/03/11 (2 carries)
Long rush: 11, Akron, 09/17/11
Total offense attempts: 5, Akron, 09/17/11 (5 rush,0 pass)
Total offense yards: 12, Austin Peay, 09/03/11 (12 rush,0 pass)
All-purpose yards: 12, Austin Peay, 09/03/11
Tackles: 1, Akron, 09/17/11 (1-0)

LAMBERT, Pat

Interceptions: 1, at Fresno State, 09/04/10
Tackles: 6, Indiana State, 09/11/10 (3-3); Miami (OH), 10/09/10 (3-3)
Sacks: .5, Oklahoma, 09/25/10 (0-1)
Tackles for loss: .5, Oklahoma, 09/25/10 (0-1); Miami (OH), 10/09/10 (0-0)
Pass breakups: 1, Akron, 09/17/11

LEGAUX, Munchie

Points scored: 6, Austin Peay, 09/03/11 ; West Virginia, 11/12/11
Touchdowns: 1, Austin Peay, 09/03/11 ; West Virginia, 11/12/11
Rush attempts: 12, at Rutgers, 11/19/11
Rush yards: 77, West Virginia, 11/12/11 (8 carries)
Rush TDs: 1, Austin Peay, 09/03/11 ; West Virginia, 11/12/11
Long rush: 65, West Virginia, 11/12/11
Pass attempts: 35, Connecticut, 12/03/11
Pass completions: 15, Connecticut, 12/03/11
Pass yards: 217, Connecticut, 12/03/11
Pass TDs: 3, Connecticut, 12/03/11
Had intercepted: 2, Connecticut, 12/03/11
Long pass: 69, at Syracuse, 11/26/11
Receptions: 1, Pittsburgh, 12/04/10
Receiving yards: 18, Pittsburgh, 12/04/10 (1 receptions)
Long reception: 18, Pittsburgh, 12/04/10
Total offense attempts: 45, Connecticut, 12/03/11 (10 rush,35 pass)
Total offense yards: 245, Connecticut, 12/03/11 (28 rush,217 pass)
All-purpose yards: 77, West Virginia, 11/12/11
Tackles: 1, Austin Peay, 09/03/11 (0-1); at USF, 10/22/11 (0-1)

LEWIS, Dyjuan

All-purpose yards: 22, Akron, 09/17/11
Kick returns: 1, at Tennessee, 09/10/11 ; Akron, 09/17/11
Kick return yards: 22, Akron, 09/17/11 (1 returns)
Long kick return: 22, Akron, 09/17/11

LOZIER, Colin

Tackles: 4, Indiana State, 09/11/10 (4-0)

LUALLEN, Jordan

Points scored: 6, Austin Peay, 09/03/11
Touchdowns: 1, Austin Peay, 09/03/11
Rush attempts: 8, at Syracuse, 11/26/11
Rush yards: 77, at Syracuse, 11/26/11 (8 carries)
Rush TDs: 1, Austin Peay, 09/03/11
Long rush: 48, at Syracuse, 11/26/11
Pass attempts: 3, at Syracuse, 11/26/11
Pass completions: 2, at Syracuse, 11/26/11
Pass yards: 10, at Syracuse, 11/26/11
Long pass: 9, at Syracuse, 11/26/11
Total offense attempts: 11, at Syracuse, 11/26/11 (8 rush,3 pass)
Total offense yards: 87, at Syracuse, 11/26/11 (77 rush,10 pass)
All-purpose yards: 77, at Syracuse, 11/26/11
Tackles: 2, at Tennessee, 09/10/11 (2-0)

INDIVIDUAL SINGLE-GAME CAREER HIGHS

MARTINEZ, Randy

Tackles: 1, at Connecticut, 11/27/10 (1-0)

MCCLUNG, Anthony

Points scored: 12, Austin Peay, 09/03/11 ; Connecticut, 12/03/11

Touchdowns: 2, Austin Peay, 09/03/11 ; Connecticut, 12/03/11

Rush attempts: 1, vs Vanderbilt, 12/31/11

Rush yards: 4, vs Vanderbilt, 12/31/11 (1 carries)

Long rush: 4, vs Vanderbilt, 12/31/11

Receptions: 8, Connecticut, 12/03/11

Receiving yards: 142, Connecticut, 12/03/11 (8 receptions)

Receiving TDs: 2, Austin Peay, 09/03/11 ; Connecticut, 12/03/11

Long reception: 36, at Miami (OH), 10/01/11 ; Connecticut, 12/03/11

Total offense attempts: 1, vs Vanderbilt, 12/31/11 (1 rush,0 pass)

Total offense yards: 4, vs Vanderbilt, 12/31/11 (4 rush,0 pass)

All-purpose yards: 142, Connecticut, 12/03/11

Punt returns: 1, Rutgers, 11/20/10

Punt return yards: 6, Rutgers, 11/20/10 (1 returns)

Long punt return: 6, Rutgers, 11/20/10

Kick returns: 5, at Connecticut, 11/27/10

Kick return yards: 81, at Connecticut, 11/27/10 (5 returns)

Long kick return: 28, Syracuse, 10/30/10

Tackles: 1, at Pittsburgh, 11/05/11 (1-0); Rutgers, 11/20/10 (1-0); Connecticut, 12/03/11 (1-0)

MEADOR, Mitch

Tackles: 2, Akron, 09/17/11 (0-2)

Sacks: .5, NC State, 09/22/11 (0-1)

Tackles for loss: .5, NC State, 09/22/11 (0-1)

MILIANO, Tony

Points scored: 14, NC State, 09/22/11 ; at Pittsburgh, 11/05/11

Kick PATs: 7, Austin Peay, 09/03/11 ; Akron, 09/17/11

Points by kicking: 14, NC State, 09/22/11 ; at Pittsburgh, 11/05/11

Field goals made: 4, at Pittsburgh, 11/05/11

Field goal attempts: 4, at Pittsburgh, 11/05/11 ; at Syracuse, 11/26/11

Longest field goal: 48, NC State, 09/22/11 ; at Syracuse, 11/26/11

Tackles: 1, Austin Peay, 09/03/11 (1-0)

MILLIGAN, Danny

Receptions: 1, Austin Peay, 09/03/11

Receiving yards: 15, Austin Peay, 09/03/11 (1 receptions)

Long reception: 15, Austin Peay, 09/03/11

All-purpose yards: 28, Akron, 09/17/11

Punt returns: 2, Akron, 09/17/11

Punt return yards: 28, Akron, 09/17/11 (2 returns)

Long punt return: 16, Akron, 09/17/11

MILLS, Brandon

Tackles: 10, Rutgers, 11/20/10 (9-1)

Sacks: 3.0, NC State, 09/22/11 (2-2); Rutgers, 11/20/10 (3-0)

Tackles for loss: 5.5, Rutgers, 11/20/10 (5-0)

Fumbles forced: 1, at Fresno State, 09/04/10 ; at NC State, 09/16/10 ; Rutgers, 11/20/10

Fumbles recovered: 1, at USF, 10/22/11

Pass breakups: 1, Pittsburgh, 12/04/10

O'DONNELL, Pat

Punt attempts: 8, at Fresno State, 09/04/10 ; at WVU, 11/13/10 ; Connecticut, 12/03/11

Punt yards: 326, at WVU, 11/13/10 (8 punts)

Longest punt: 76, NC State, 09/22/11

Tackles: 1, West Virginia, 11/12/11 (1-0); Rutgers, 11/20/10 (1-0)

PEAD, Isaiah

Points scored: 30, Rutgers, 11/20/10

Touchdowns: 5, Rutgers, 11/20/10

Rush attempts: 31, Rutgers, 11/20/10

Rush yards: 213, Rutgers, 11/20/10 (31 carries)

Rush TDs: 4, Rutgers, 11/20/10

Long rush: 80, Miami (OH), 10/09/10

Receptions: 9, at Syracuse, 11/26/11

Receiving yards: 112, at Syracuse, 11/26/11 (9 receptions)

Receiving TDs: 1, 6 times

Long reception: 69, at Syracuse, 11/26/11

Total offense attempts: 31, Rutgers, 11/20/10 (31 rush,0 pass)

Total offense yards: 213, Rutgers, 11/20/10 (213 rush,0 pass)

All-purpose yards: 249, Rutgers, 11/20/10

Punt returns: 4, Connecticut, 12/03/11

Punt return yards: 54, at Syracuse, 11/26/11 (2 returns)

Long punt return: 34, at Syracuse, 11/26/11

Kick returns: 1, at Hawai`i, 12/06/08

Kick return yards: 21, at Hawai`i, 12/06/08 (1 returns)

Long kick return: 21, at Hawai`i, 12/06/08

Tackles: 2, Syracuse, 10/30/10 (2-0); vs Vanderbilt, 12/31/11 (2-0)

POPHAM, Shane

Points scored: 2, Austin Peay, 09/03/11

Kick PATs: 2, Austin Peay, 09/03/11

Points by kicking: 2, Austin Peay, 09/03/11

POTEAT, Jameel

Points scored: 6, Akron, 09/17/11

Touchdowns: 1, Akron, 09/17/11

Rush attempts: 10, Akron, 09/17/11

Rush yards: 55, Akron, 09/17/11 (10 carries)

Rush TDs: 1, Akron, 09/17/11

Long rush: 13, Akron, 09/17/11

Total offense attempts: 10, Akron, 09/17/11 (10 rush,0 pass)

Total offense yards: 55, Akron, 09/17/11 (55 rush,0 pass)

All-purpose yards: 58, Austin Peay, 09/03/11

Kick returns: 2, at Pittsburgh, 11/05/11

Kick return yards: 39, at Pittsburgh, 11/05/11 (2 returns)

Long kick return: 28, Austin Peay, 09/03/11

RICHARDSON, Wesley

Interceptions: 1, at Syracuse, 11/26/11

Tackles: 9, at Tennessee, 09/10/11 (6-3); at Rutgers, 11/19/11 (4-5)

Fumbles forced: 1, NC State, 09/22/11

Pass breakups: 2, Connecticut, 12/03/11

ROBERSON, Aaron

All-purpose yards: 21, Austin Peay, 09/03/11

Interceptions: 1, Austin Peay, 09/03/11

Long interception return: 21, Austin Peay, 09/03/11

Tackles: 1, 5 times

ROBINSON, Adrien

Points scored: 6, 5 times

Touchdowns: 1, 5 times

Receptions: 4, vs Vanderbilt, 12/31/11

Receiving yards: 74, Connecticut, 11/07/09 (2 receptions)

Receiving TDs: 1, 5 times

Long reception: 72, at Miami (OH), 10/01/11

All-purpose yards: 74, Connecticut, 11/07/09

SCHAFFER, JK

Points scored: 6, at Miami (OH), 10/01/11

Touchdowns: 1, at Miami (OH), 10/01/11

All-purpose yards: 16, NC State, 09/22/11

Interceptions: 1, 7 times

Long interception return: 16, NC State, 09/22/11

Tackles: 16, at NC State, 09/16/10 (6-10); at WVU, 11/13/10 (9-7)

Sacks: 2.0, Rutgers, 11/20/10 (2-0)

Tackles for loss: 3.0, at Miami (OH), 10/01/11 (3-0); at Rutgers, 11/19/11 (2-1)

Fumbles forced: 1, 6 times

Fumbles recovered: 1, at Miami (OH), 10/01/11 ; at USF, 10/22/11 ; Connecticut, 12/03/11

Pass breakups: 2, Austin Peay, 09/03/11 ; Fresno State, 09/26/09

STEPP, Jordan

Tackles: 6, Syracuse, 10/30/10 (5-1); West Virginia, 11/12/11 (4-2)

Sacks: .5, NC State, 09/22/11 (0-1)

Tackles for loss: 1.0, 4 times

Fumbles forced: 1, Syracuse, 10/30/10

2012 UNIVERSITY OF CINCINNATI FOOTBALL	
INDIVIDUAL SINGLE-GAME CAREER HIGHS	
STEWART, Walter Points scored: 6, Connecticut, 12/03/11 Touchdowns: 1, Connecticut, 12/03/11 All-purpose yards: -2, Louisville, 10/24/09 Interceptions: 1, Louisville, 10/24/09 Tackles: 13, Syracuse, 10/30/10 (11-2) Sacks: 2.5, at Oregon State, 09/19/09 (2-1); West Virginia, 11/12/11 (2-1) Tackles for loss: 2.5, at Tennessee, 09/10/11 (2-0); at Oregon State, 09/19/09 (2-1); West Virginia, 11/12/11 (2-1) Fumbles forced: 1, 6 times Fumbles recovered: 1, 4 times Pass breakups: 2, at Pittsburgh, 11/05/11 ; at Syracuse, 11/26/11	Tackles: 2, Akron, 09/17/11 (1-1)
TAYLOR, Monte Tackles: 4, NC State, 09/22/11 (0-4); at WVU, 11/13/10 (4-0) Sacks: 1.5, NC State, 09/22/11 (0-3) Tackles for loss: 2.0, at WVU, 11/13/10 (2-0) Fumbles forced: 1, Austin Peay, 09/03/11 ; NC State, 09/22/11 ; at USF, 10/22/11	WITTY, Adrian Tackles: 5, Austin Peay, 09/03/11 (5-0) Fumbles forced: 2, Austin Peay, 09/03/11 Pass breakups: 1, Akron, 09/17/11
TEMPLE, Nick All-purpose yards: 12, vs Vanderbilt, 12/31/11 Interceptions: 1, vs Vanderbilt, 12/31/11 Long interception return: 12, vs Vanderbilt, 12/31/11 Tackles: 8, vs Vanderbilt, 12/31/11 (3-5) Tackles for loss: 1.0, at USF, 10/22/11 (1-0); at Rutgers, 11/19/11 (1-0) Fumbles forced: 1, vs Vanderbilt, 12/31/11	WOLFE, Derek Tackles: 11, Louisville, 10/15/11 (4-7) Sacks: 2.5, Connecticut, 12/03/11 (2-1) Tackles for loss: 5.0, Connecticut, 12/03/11 (3-1) Fumbles forced: 1, Austin Peay, 09/03/11 ; Akron, 09/17/11 ; at Syracuse, 10/31/09 Fumbles recovered: 1, at Tennessee, 09/10/11 ; at USF, 10/22/11 ; at Syracuse, 10/31/09 Pass breakups: 1, Miami (OH), 10/09/10 ; West Virginia, 11/12/11
TENTMAN, Solomon Tackles: 1, Austin Peay, 09/03/11 (1-0); Akron, 09/17/11 (0-1); at Rutgers, 11/19/11 (1-0)	WOODARD, Orion Receptions: 1, Akron, 09/17/11 ; Miami (OH), 10/09/10 ; Syracuse, 10/30/10 Receiving yards: 12, Akron, 09/17/11 (1 receptions) Long reception: 12, Akron, 09/17/11 All-purpose yards: 12, Akron, 09/17/11 Kick returns: 1, Louisville, 10/15/11 Tackles: 4, Louisville, 10/15/11 (1-3); at Syracuse, 11/26/11 (4-0) Fumbles recovered: 1, SEMO, 09/12/09 ; vs Vanderbilt, 12/31/11
THOMPKINS, Kenbrell Points scored: 6, Austin Peay, 09/03/11 ; NC State, 09/22/11 Touchdowns: 1, Austin Peay, 09/03/11 ; NC State, 09/22/11 Receptions: 6, at USF, 10/22/11 Receiving yards: 114, at USF, 10/22/11 (6 receptions) Receiving TDs: 1, Austin Peay, 09/03/11 ; NC State, 09/22/11 Long reception: 44, NC State, 09/22/11 All-purpose yards: 114, at USF, 10/22/11 Interceptions: 1, at Miami (OH), 10/01/11 Tackles: 1, at Pittsburgh, 11/05/11 (1-0)	WOODS, DJ Points scored: 12, at NC State, 09/16/10 ; at Louisville, 10/15/10 ; Rutgers, 11/20/10 Touchdowns: 2, at NC State, 09/16/10 ; at Louisville, 10/15/10 ; Rutgers, 11/20/10 Rush attempts: 4, Rutgers, 11/20/10 Rush yards: 50, Rutgers, 11/20/10 (4 carries) Rush TDs: 1, Miami (OH), 10/09/10 ; Rutgers, 11/20/10 Long rush: 40, Rutgers, 11/20/10 Receptions: 9, at Tennessee, 09/10/11 ; USF, 10/22/10 Receiving yards: 171, Oklahoma, 09/25/10 (7 receptions) Receiving TDs: 2, at NC State, 09/16/10 ; at Louisville, 10/15/10 Long reception: 69, Oklahoma, 09/25/10 Total offense attempts: 4, Rutgers, 11/20/10 (4 rush,0 pass) Total offense yards: 50, Rutgers, 11/20/10 (50 rush,0 pass) All-purpose yards: 291, Rutgers, 11/20/10 Punt returns: 3, 7 times Punt return yards: 49, at Connecticut, 10/25/08 (3 returns) Long punt return: 40, at Connecticut, 10/25/08 Kick returns: 6, at WVU, 11/13/10 Kick return yards: 135, at WVU, 11/13/10 (6 returns) Long kick return: 47, Rutgers, 11/20/10 Tackles: 1, at Oregon State, 09/19/09 (0-1); NC State, 09/22/11 (1-0); West Virginia, 11/13/09 (1-0)
TRIGG, Rob Tackles: 6, SEMO, 09/12/09 (3-3) Sacks: 1.0, at Rutgers, 11/19/11 (1-0); at Syracuse, 11/26/11 (1-0) Tackles for loss: 2.5, SEMO, 09/12/09 (2-0) Fumbles forced: 1, at Rutgers, 11/19/11 ; at Syracuse, 11/26/11	
WASHINGTON, Shaq Receptions: 2, Akron, 09/17/11 Receiving yards: 13, Akron, 09/17/11 (2 receptions) Long reception: 8, Akron, 09/17/11 All-purpose yards: 13, Akron, 09/17/11	
WILLIAMS, Chris Tackles: 7, Louisville, 10/15/11 (3-4) Sacks: 1.0, Austin Peay, 09/03/11 (1-0); Syracuse, 10/30/10 (1-0); at Pittsburgh, 11/05/11 (1-0) Tackles for loss: 2.0, Austin Peay, 09/03/11 (2-0); at Pittsburgh, 11/05/11 (2-0) Fumbles recovered: 1, Austin Peay, 09/03/11 Pass breakups: 1, Rutgers, 11/20/10 ; at Syracuse, 11/26/11	
WINN, George Points scored: 6, Akron, 09/17/11 ; vs Vanderbilt, 12/31/11 Touchdowns: 1, Akron, 09/17/11 ; vs Vanderbilt, 12/31/11 Rush attempts: 19, Miami (OH), 10/09/10 Rush yards: 81, Miami (OH), 10/09/10 (19 carries) Rush TDs: 1, Akron, 09/17/11 ; vs Vanderbilt, 12/31/11 Long rush: 69, vs Vanderbilt, 12/31/11 Receptions: 1, 4 times Receiving yards: 19, SEMO, 09/12/09 (1 receptions) Long reception: 19, SEMO, 09/12/09 Total offense attempts: 19, Miami (OH), 10/09/10 (19 rush,0 pass) Total offense yards: 81, Miami (OH), 10/09/10 (81 rush,0 pass) All-purpose yards: 81, Miami (OH), 10/09/10	

INDIVIDUAL SINGLE-GAME SUPERLATIVES

100-YARD RECEIVING GAMES

#1 KENBRELL THOMPkins (1)

Opp	Date	Rec	Yards	TD	Long
at USF	10/22/11	6	114	0	39

#3 DJ WOODS (5)

Opp	Date	Rec	Yards	TD	Long
at Tennessee	09/10/11	9	111	0	46
USF	10/22/10	9	137	0	29
Oklahoma	09/25/10	7	171	1	69
at NC State	09/16/10	6	146	2	68
at Oregon State	09/19/09	7	117	1	45

#6 ANTHONY MCCLUNG (1)

Opp	Date	Rec	Yards	TD	Long
Connecticut	12/03/11	8	142	2	36

#23 ISAIAH PEAD (1)

Opp	Date	Rec	Yards	TD	Long
at Syracuse	11/26/11	9	112	1	69

100-YARD RUSHING GAMES

#12 ZACH COLLAROS (1)

Opp	Date	Att	Yards	TD	Long
at USF	10/15/09	10	132	2	75

#23 ISAIAH PEAD (10)

Opp	Date	Att	Yards	TD	Long
West Virginia	11/12/11	19	113	2	40
at Pittsburgh	11/05/11	22	118	0	53
Louisville	10/15/11	20	151	1	50
NC State	09/22/11	27	174	1	33
at Tennessee	09/10/11	14	155	1	65
Rutgers	11/20/10	31	213	4	30
at Louisville	10/15/10	21	145	0	33
Miami (OH)	10/09/10	10	197	1	80
Oklahoma	09/25/10	21	169	0	35
West Virginia	11/13/09	18	175	1	52

300-YARD PASSING GAMES

#12 ZACH COLLAROS (9)

Opp	Date	C-A-I	Yards	TD	Long
at USF	10/22/11	26-41-2	389	3	39
Rutgers	11/20/10	23-39-1	366	4	35
USF	10/22/10	30-53-1	463	3	69
Oklahoma	09/25/10	23-38-1	305	3	69
at NC State	09/16/10	19-31-0	310	3	68
West Virginia	11/13/09	17-24-1	205	0	27
Connecticut	11/07/09	29-37-0	480	1	54
at Syracuse	10/31/09	22-28-0	295	4	81
Louisville	10/24/09	15-17-0	253	3	31

PLAYER PARTICIPATION

	Name	GP/GS	APSU	TENN	AKR	NCSU	MIA	LOU	USF	PITT	WVU	RUT	SYR	UCONN	VU
19	ABERNATHY, RD	13/-	XXX	XXX	XXX	XXX	XXX	XXX	XXX	XXX	XXX	XXX	XXX	XXX	XXX
86	ANNEN, Blake	10/1	START	XXX	XXX	XXX	XXX	XXX	XXX	XXX	XXX	XXX
9	BATTLE, D.	6/5	...	START	START	XXX	START	START	START
39	BEAL, Demetri	13/-	XXX	XXX	XXX	XXX	XXX	XXX	XXX	XXX	XXX	XXX	XXX	XXX	XXX
90	BEARD, Camaron	5/-	XXX	...	XXX	XXX	XXX	XXX
58	BLAIR, Greg	1/-	XXX
40	BOMAR, Maalik	13/11	START	START	XXX	START	START	XXX	START	START	START	START	START	START	START
76	BUJNOCH, Austen	13/13	START	START	START	START	START	START	START	START	START	START	START	START	START
57	CASSEUS, C.	2/-	XXX	...	XXX
21	CHEATHAM, C.	13/13	START	START	START	START	START	START	START	START	START	START	START	START	START
25	CHENAULT, Arryn	13/1	XXX	XXX	XXX	XXX	START	XXX	XXX	XXX	XXX	XXX	XXX	XXX	XXX
80	CHISUM, Alex	13/2	XXX	XXX	XXX	XXX	XXX	XXX	XXX	XXX	START	XXX	XXX	START	XXX
12	COLLAROS, Zach	10/10	START	START	START	START	START	START	START	START	START	START
79	CURETON, Andre	4/-	XXX	...	XXX	XXX	XXX
72	DAVIS, Evan	13/13	START	START	START	START	START	START	START	START	START	START	START	START	START
91	DEMPESEY, Adam	2/-	XXX	...	XXX
96	DETEMPLE, Tom	13/-	XXX	XXX	XXX	XXX	XXX	XXX	XXX	XXX	XXX	XXX	XXX	XXX	XXX
10	DRANE, Deven	13/8	START	XXX	XXX	START	XXX	XXX	XXX	START	START	START	START	START	START
38	FEARING, Adam	2/-	XXX	...	XXX
26	FREY, Drew	13/12	START	START	START	START	XXX	START	START	START	START	START	START	START	START
99	GIORDANO, Dan	13/13	START	START	START	START	START	START	START	START	START	START	START	START	START
31	HALEY, Reuben	10/-	XXX	XXX	XXX	XXX	XXX	XXX	XXX	XXX	XXX	XXX
50	HANCOCK, Steve	4/-	XXX	...	XXX	XXX	XXX
93	HARRAH, Brad	5/-	XXX	XXX	XXX	XXX	XXX
81	HILTON, Tomaz	12/-	XXX	...	XXX	XXX	XXX	XXX	XXX	XXX	XXX	XXX	XXX	XXX	XXX
59	HOFFMAN, Alex	13/13	START	START	START	START	START	START	START	START	START	START	START	START	START
77	HOOEY, Sean	7/6	START	START	START	START	START	...	XXX	START
85	HORNER, Bruce	13/-	XXX	XXX	XXX	XXX	XXX	XXX	XXX	XXX	XXX	XXX	XXX	XXX	XXX
40	HUGHES, John	12/12	START	START	...	START	START	START	START	START	START	START	START	START	START
52	JACKSON, Dwight	10/-	XXX	...	XXX	XXX	...	XXX	...	XXX	XXX	XXX	XXX	XXX	XXX
5	JOHNSON, Reuben	8/-	XXX	XXX	XXX	XXX	XXX	XXX	XXX	XXX
16	JULIAN, Damon	3/-	XXX	...	XXX	...	XXX
11	KAY, Brendon	3/-	XXX	...	XXX	XXX
62	KEEBLER, Cory	9/-	XXX	...	XXX	XXX	XXX	XXX	XXX	...	XXX	XXX	XXX
18	KELCE, Travis	11/-	...	XXX	XXX	XXX	XXX	XXX	XXX	XXX	XXX	...	XXX	XXX	XXX
49	KING, Anthony	13/-	XXX	XXX	XXX	XXX	XXX	XXX	XXX	XXX	XXX	XXX	XXX	XXX	XXX
13	LAMBERT, Pat	12/-	XXX	XXX	XXX	XXX	XXX	XXX	XXX	XXX	XXX	XXX	XXX	...	XXX
71	LEFELD, Eric	13/7	XXX	XXX	XXX	XXX	XXX	START	START	XXX	START	START	START	START	START
4	LEGAUX, Munchie	11/5	XXX	XXX	START	XXX	XXX	START	XXX	...	XXX	START	START	START	...
2	LEWIS, Dyjuan	10/-	XXX	XXX	XXX	XXX	XXX	...	XXX	XXX	...	XXX	XXX	XXX	...
47	LOZIER, Colin	11/-	XXX	XXX	XXX	XXX	XXX	XXX	XXX	XXX	XXX	XXX	XXX
8	LUALLAN, Jordan	7/-	XXX	...	XXX	XXX	...	XXX	XXX	...	XXX	XXX	XXX
53	MARTINEZ, Randy	13/13	START	START	START	START	START	START	START	START	START	START	START	START	START
44	MASON, Corey	10/-	XXX	XXX	XXX	XXX	XXX	XXX	XXX	XXX	XXX	XXX
66	MCCELLELLAN, Sean	4/-	XXX	...	XXX	XXX	XXX
6	MCCLUNG, A.	13/13	START	START	START	START	START	START	START	START	START	START	START	START	START
46	MEADOR, Mitch	13/-	XXX	XXX	XXX	XXX	XXX	XXX	XXX	XXX	XXX	XXX	XXX	XXX	XXX
14	MILIANO, Tony	13/-	XXX	XXX	XXX	XXX	XXX	XXX	XXX	XXX	XXX	XXX	XXX	XXX	XXX
83	MILLIGAN, Danny	12/-	XXX	...	XXX	XXX	XXX	XXX	XXX	XXX	XXX	XXX	XXX	XXX	XXX
58	MILLS, Brandon	12/-	...	XXX	XXX	XXX	XXX	XXX	XXX	XXX	XXX	XXX	XXX	XXX	XXX
17	MURRAY, Malcom	1/-	XXX
34	O'DONNELL, Pat	13/-	XXX	XXX	XXX	XXX	XXX	XXX	XXX	XXX	XXX	XXX	XXX	XXX	XXX
23	PEAD, Isaiah	13/13	START	START	START	START	START	START	START	START	START	START	START	START	START
29	POPHAM, Shane	2/-	XXX	...	XXX
22	POTEAT, Jameel	10/-	XXX	XXX	XXX	XXX	XXX	XXX	...	XXX	XXX	XXX	XXX
89	RICHARDSON, D.	4/-	XXX	XXX	XXX	XXX
24	RICHARDSON, W.	13/13	START	START	START	START	START	START	START	START	START	START	START	START	START
30	ROBERSON, Aaron	11/-	XXX	XXX	XXX	XXX	XXX	XXX	XXX	...	XXX	XXX	XXX	...	XXX
88	ROBINSON, A.	13/11	XXX	START	START	START	START	START	START	START	XXX	START	START	START	START
37	SCHAFER, JK	13/13	START	START	START	START	START	START	START	START	START	START	START	START	START
75	SCHLOEMER, K.	1/-	XXX
63	SPRAGUE, Dan	5/-	XXX	...	XXX	XXX	XXX	XXX	...
94	STEPP, Jordan	13/1	XXX	XXX	START	XXX	XXX	XXX	XXX	XXX	XXX	XXX	XXX	XXX	XXX
54	STEWART, Walter	13/13	START	START	START	START	START	START	START	START	START	START	START	START	START
87	TAYLOR, Monte	13/-	XXX	XXX	XXX	XXX	XXX	XXX	XXX	XXX	XXX	XXX	XXX	XXX	XXX
43	TEMPLE, Nick	13/8	XXX	XXX	XXX	START	XXX	START	START	START	XXX	START	START	START	START
33	TENTMAN, S.	5/-	XXX	...	XXX	XXX	XXX	XXX
1	THOMPSON, K.	13/12	START	START	START	START	START	START	START	START	START	START	START	XXX	START
45	TRIGG, Rob	13/-	XXX	XXX	XXX	XXX	XXX	XXX	XXX	XXX	XXX	XXX	XXX	XXX	XXX
7	WASHINGTON, S.	5/-	XXX	XXX	XXX	XXX	XXX
20	WILLIAMS, Chris	13/3	START	XXX	XXX	XXX	START	XXX	XXX	XXX	START	XXX	XXX	XXX	XXX
32	WINN, George	13/-	XXX	XXX	XXX	XXX	XXX	XXX	XXX	XXX	XXX	XXX	XXX	XXX	XXX
80	WITTY, Adrian	12/-	XXX	XXX	XXX	XXX	XXX	XXX	...	XXX	XXX	XXX	XXX	XXX	XXX
95	WOLFE, Derek	13/13	START	START	START	START	START	START	START	START	START	START	START	START	START
84	WOODARD, Orion	13/-	XXX	XXX	XXX	XXX	XXX	XXX	XXX	XXX	XXX	XXX	XXX	XXX	XXX
3	WOODS, DJ	13/13	START	START	START	START	START	START	START	START	START	START	START	START	START

2012 UNIVERSITY OF CINCINNATI FOOTBALL											
GAME-BY-GAME STARTERS											
OFFENSE	LT	LG	C	RG	RT	TE/WR	WR	WR	WR	RB	QB
Austin Peay	Hoffman	Martinez	Davis	Bujnoch	Hooley	Washington	Thompkins	McClung	Woods	Peard	Collaros
at Tennessee	Hoffman	Martinez	Davis	Bujnoch	Hooley	Robinson	Thompkins	McClung	Woods	Peard	Collaros
Akron	Hoffman	Martinez	Davis	Bujnoch	Hooley	Robinson	Thompkins	McClung	Woods	Peard	Collaros
NC State	Hoffman	Martinez	Davis	Bujnoch	Hooley	Robinson	Thompkins	McClung	Woods	Peard	Collaros
at Miami (OH)	Hoffman	Martinez	Davis	Bujnoch	Hooley	Robinson	Thompkins	McClung	Woods	Peard	Collaros
Louisville	Hoffman	Martinez	Davis	Bujnoch	Lefeld	Robinson	Thompkins	McClung	Woods	Peard	Collaros
at USF	Hoffman	Martinez	Davis	Bujnoch	Lefeld	Robinson	Thompkins	McClung	Woods	Peard	Collaros
at Pittsburgh	Hoffman	Martinez	Davis	Bujnoch	Hooley	Robinson	Thompkins	McClung	Woods	Peard	Collaros
West Virginia	Hoffman	Martinez	Davis	Bujnoch	Lefeld	Chisum	Thompkins	McClung	Woods	Peard	Collaros
at Rutgers	Hoffman	Martinez	Davis	Bujnoch	Lefeld	Robinson	Thompkins	McClung	Woods	Peard	Legaux
at Syracuse	Hoffman	Martinez	Davis	Bujnoch	Lefeld	Robinson	Thompkins	McClung	Woods	Peard	Legaux
Connecticut	Hoffman	Martinez	Davis	Bujnoch	Lefeld	Robinson	Chisum	McClung	Woods	Peard	Legaux
vs. Vanderbilt	Hoffman	Martinez	Davis	Bujnoch	Lefeld	Robinson	Thompkins	McClung	Woods	Peard	Collaros
DEFENSE	L	T	N	E	WLB	MLB	SLB/DB	DB	FS	SS	DB
Austin Peay	Stewart	Wolfe	Hughes	Giordano	Bomar	Schaffer	Williams	Drane	Richardson	Frey	Cheatham
at Tennessee	Stewart	Wolfe	Hughes	Giordano	Bomar	Schaffer	Pooler	Battle	Richardson	Frey	Cheatham
Akron	Stewart	Wolfe	Stepp	Giordano	Bomar	Schaffer	Pooler	Battle	Richardson	Frey	Cheatham
NC State	Stewart	Wolfe	Stepp	Giordano	Bomar	Schaffer	Temple	Drane	Richardson	Frey	Cheatham
Miami (OH)	Stewart	Wolfe	Hughes	Giordano	Bomar	Schaffer	Williams	Battle	Richardson	Chenault	Cheatham
Louisville	Stewart	Wolfe	Hughes	Giordano	Bomar	Schaffer	Temple	Battle	Richardson	Frey	Cheatham
at USF	Stewart	Wolfe	Hughes	Giordano	Bomar	Schaffer	Temple	Battle	Richardson	Frey	Cheatham
at Pittsburgh	Stewart	Wolfe	Hughes	Giordano	Bomar	Schaffer	Williams	Drane	Richardson	Frey	Cheatham
West Virginia	Stewart	Wolfe	Hughes	Giordano	Bomar	Schaffer	Williams	Drane	Richardson	Frey	Cheatham
at Rutgers	Stewart	Wolfe	Hughes	Giordano	Bomar	Schaffer	Temple	Drane	Richardson	Frey	Cheatham
at Syracuse	Stewart	Wolfe	Hughes	Giordano	Bomar	Schaffer	Temple	Drane	Richardson	Frey	Cheatham
Connecticut	Stewart	Wolfe	Hughes	Giordano	Bomar	Schaffer	Temple	Drane	Richardson	Frey	Cheatham
vs. Vanderbilt	Stewart	Wolfe	Hughes	Giordano	Bomar	Schaffer	Temple	Drane	Richardson	Frey	Cheatham
START CHART											
PLAYER	2012	CAR.	CONS.	PLAYER	2012	CAR.	CONS.	PLAYER	2012	CAR.	CONS.
Dominique Battle, DB	5	20	3	Reuben Johnson, DB	0	11	1	Kenbrell Thompkins, WR	12	12	1
Maalik Bomar, LB	13	25	25	Eric Lefeld, OL	7	7	5	Shaquille Washington, WR	1	1	1
Austen Bujnoch, OL	13	13	13	Munchie Legaux, QB	3	4	3	Chris Williams, DB	4	10	3
Arryn Chenault, DB	1	1	1	Randy Martinez, OL	13	24	24	Derek Wolfe, DL	13	38	38
Camerron Cheatham, DB	13	24	21	Anthony McClung, WR	13	15	13	DJ Woods, WR	13	35	14
Alex Chisum, WR	2	2	1	Brandon Mills, DL	0	14	14				
Zach Collaros, QB	10	25	1	Isaiah Peard, RB	13	26	22				
Evan Davis, OL	13	14	13	Ben Pooler, LB	2	2	2				
Deven Drane, DB	8	9	6	Wesley Richardson, DB	13	23	18				
Drew Frey, DB	12	36	8	Adrien Robinson, TE	11	12	4				
Dan Giordano, DL	13	24	24	JK Schaffer, LB	13	37	37				
Alex Hoffman, OL	13	38	18	Jordan Stepp, DL	2	1	1				
Sean Hooley, OL	6	9	1	Walter Stewart, DL	13	36	35				
John Hughes, DL	11	24	9	Nick Temple, LB	7	7	4				

SUPERLATIVES

INDIVIDUAL GAME HIGHS

Rushes	28	PEAD, Isaiah vs Vanderbilt (12/31/11)
Yards Rushing	167PEAD, Isaiah vs NC State (09/22/11)
TD Rushes	2six times, last by PEAD, Isaiah vs West Virginia (11/12/11)
Long Rush	69WINN, George vs Vanderbilt (12/31/11)
Pass attempts	41COLLAROS, Zach at USF (10/22/11)
Pass completions	26COLLAROS, Zach at USF (10/22/11)
Yards Passing	389COLLAROS, Zach at USF (10/22/11)
TD Passes	4COLLAROS, Zach vs Austin Peay (09/03/11)
Long Pass	72COLLAROS, Zach at Miami (OH) (10/01/11)
Receptions	9WOODS, DJ at Tennessee (09/10/11)
	PEAD, Isaiah at Syracuse (11/26/11)
Yards Receiving	142MCCLUNG, A. vs Connecticut (12/03/11)
TD Receptions	2MCCLUNG, A. vs Austin Peay (09/03/11)
	MCCLUNG, A. vs Connecticut (12/03/11)
Long Reception	72ROBINSON, A. at Miami (OH) (10/01/11)
Field Goals	4MILIANO, Tony at Pittsburgh (11/05/11)
Long Field Goal	48MILIANO, Tony vs NC State (09/22/11)
	MILIANO, Tony at Syracuse (11/26/11)
Punts	8O'DONNELL, Pat vs Connecticut (12/03/11)
Punting Avg	59.7O'DONNELL, Pat vs NC State (09/22/11)
Long Punt	76O'DONNELL, Pat vs NC State (09/22/11)
Punts inside 20	4O'DONNELL, Pat at Rutgers (11/19/11)
Long Punt Return	34PEAD, Isaiah at Syracuse (11/26/11)
Long Kickoff Return	90ABERNATHY, RD vs Vanderbilt (12/31/11)
Tackles	13SCHAFER, JK at Pittsburgh (11/05/11)
	SCHAFER, JK at Rutgers (11/19/11)
Sacks	2.5MILLS, Brandon vs NC State (09/22/11)
	STEWART, Walter vs West Virginia (11/12/11)
	WOLFE, Derek vs Connecticut (12/03/11)
Tackles For Loss	5.0WOLFE, Derek vs Connecticut (12/03/11)
Interceptions	116 times, last by TEMPLE, Nick vs Vanderbilt (12/31/11)

TEAM GAME HIGHS

Rushes	49vs Austin Peay (09/03/11)
Yards Rushing	387vs Austin Peay (09/03/11)
Yards Per Rush	7.9vs Austin Peay (09/03/11)
TD Rushes	6vs Austin Peay (09/03/11)
Pass attempts	41at USF (10/22/11)
Pass completions	26at USF (10/22/11)
Yards Passing	389at USF (10/22/11)
Yards Per Pass	9.5at USF (10/22/11)
TD Passes	4vs Austin Peay (09/03/11)
Total Plays	80vs NC State (09/22/11)
Total Offense	561vs Austin Peay (09/03/11)
Yards Per Play	7.9vs Austin Peay (09/03/11)
Points	72vs Austin Peay (09/03/11)
Sacks By	7vs NC State (09/22/11)
First Downs	32vs Austin Peay (09/03/11)
Penalties	10at USF (10/22/11)
Penalty Yards	92vs Connecticut (12/03/11)
Turnovers	4at Miami (OH) (10/01/11)
Interceptions By	4vs Akron (09/17/11)
Punts	8vs Connecticut (12/03/11)
Punting Avg	59.7vs NC State (09/22/11)
Long Punt	76vs NC State (09/22/11)
Punts inside 20	4at Rutgers (11/19/11)
Long Punt Return	34at Syracuse (11/26/11)

OPPONENT INDIVIDUAL GAME HIGHS

Rushes	34Jamison,Jawan, at Rutgers (11/19/11)
Yards Rushing	200Jamison,Jawan, at Rutgers (11/19/11)
TD Rushes	2Jamison,Jawan, at Rutgers (11/19/11)
Long Rush	36BROWN,Zach, at Pittsburgh (11/05/11)
Pass attempts	48DANIELS, B.J., at USF (10/22/11)
Pass completions	34Bray, T., at Tennessee (09/10/11)
Yards Passing	409DANIELS, B.J., at USF (10/22/11)
TD Passes	4Bray, T., at Tennessee (09/10/11)
Long Pass	87Glennon, M., vs NC State (09/22/11)
Receptions	10Hunter, J., at Tennessee (09/10/11)
	Rogers, D., at Tennessee (09/10/11)
Yards Receiving	176Graham, T., vs NC State (09/22/11)
TD Receptions	2Rogers, D., at Tennessee (09/10/11)
	Graham, T., vs NC State (09/22/11)
Long Reception	87Graham, T., vs NC State (09/22/11)
Field Goals	4TEGGART, David, vs Connecticut (12/03/11)
Long Field Goal	53TEGGART, David, vs Connecticut (12/03/11)
Punts	8WAGNER, Cole, vs Connecticut (12/03/11)
	Richard Kent, vs Vanderbilt (12/31/11)
Punting Avg	46.8YOKLIC,Matt, at Pittsburgh (11/05/11)
Long Punt	61KOKAL, Anthony, at Miami (OH) (10/01/11)
	Richard Kent, vs Vanderbilt (12/31/11)
Punts inside 20	4Richard Kent, vs Vanderbilt (12/31/11)
Long Punt Return	40MARC, Victor, at USF (10/22/11)
Long Kickoff Return	42HOWELL, Tee, vs Austin Peay (09/03/11)
Tackles	15Cole, A., vs NC State (09/22/11)
Sacks	2.0DUBOSE, B.J., vs Louisville (10/15/11)
Tackles For Loss	3.0LINDSEY,Brandon, at Pittsburgh (11/05/11)
	GOODE, Najee, vs West Virginia (11/12/11)
	Beauharnais, S., at Rutgers (11/19/11)
Interceptions	2Casey Hayward, vs Vanderbilt (12/31/11)

OPPONENT TEAM GAME HIGHS

Rushes	45at Rutgers (11/19/11)
Yards Rushing	203at Rutgers (11/19/11)
Yards Per Rush	4.8at Pittsburgh (11/05/11)
TD Rushes	2three times, last vs Vanderbilt (12/31/11)
Pass attempts	48at USF (10/22/11)
Pass completions	34at Tennessee (09/10/11)
Yards Passing	409at USF (10/22/11)
Yards Per Pass	9.9at Tennessee (09/10/11)
TD Passes	4at Tennessee (09/10/11)
Total Plays	84at USF (10/22/11)
Total Offense	531at Tennessee (09/10/11)
Yards Per Play	7.0at Tennessee (09/10/11)
Points	45at Tennessee (09/10/11)
Sacks By	3four times, last vs Vanderbilt (12/31/11)
First Downs	34at Tennessee (09/10/11)
Penalties	14vs West Virginia (11/12/11)
Penalty Yards	109at USF (10/22/11)
Turnovers	6vs Akron (09/17/11)
Interceptions By	2five times, last vs Vanderbilt (12/31/11)
Punts	11at Miami (OH) (10/01/11)
Punting Avg	46.8at Pittsburgh (11/05/11)
Long Punt	61at Miami (OH) (10/01/11)
	vs Vanderbilt (12/31/11)
Punts inside 20	4vs Vanderbilt (12/31/11)
Long Punt Return	40at USF (10/22/11)

TEAM GAME-BY-GAME STATISTICS

Date	Opponent	RUSHING				RECEIVING				PASSING				KICK RET				PUNT RET				TOT OFF
		No.	Yds	TD	Lg	No.	Yds	TD	Lg	Cmp-Att-Int	Yds	TD	Lg	No	Yds	TD	Lg	No	Yds	TD	Lg	
09/03/11	Austin Peay	49	387	6	40	14	174	4	34	14-22-0	174	4	34	3	96	0	60	2	6	0	8	561
09/10/11	at Tennessee	26	166	1	65	21	230	2	46	21-34-0	230	2	46	5	85	0	23	0	0	0	0	396
09/17/11	Akron	45	164	4	20	13	178	1	50	13-21-0	178	1	50	2	39	0	22	3	52	0	24	342
09/22/11	NC State	46	240	3	33	25	263	2	44	25-34-1	263	2	44	3	49	0	26	2	4	0	5	503
10/01/11	at Miami (OH)	40	147	2	17	16	251	1	72	16-30-2	251	1	72	1	29	0	29	4	36	0	21	398
10/15/11	Louisville	36	178	2	50	18	152	1	34	18-26-1	152	1	34	3	50	0	36	3	0	0	0	330
10/22/11	at USF	34	118	2	14	26	389	3	39	26-41-2	389	3	39	5	117	0	37	0	0	0	0	507
11/05/11	at Pittsburgh	37	152	2	53	19	214	0	44	19-32-2	214	0	44	6	112	0	35	1	0	0	0	366
11/12/11	West Virginia	33	190	3	65	17	214	0	45	17-32-1	214	0	45	4	70	0	22	1	6	0	6	404
11/19/11	at Rutgers	28	67	0	16	12	158	0	23	12-31-1	158	0	23	5	106	0	24	1	4	0	4	225
11/26/11	at Syracuse	42	189	1	48	15	179	2	69	15-25-0	179	2	69	4	139	0	74	3	58	0	34	368
12/03/11	Connecticut	40	102	0	13	15	217	3	36	15-35-2	217	3	36	6	169	0	43	4	21	0	13	319
12/31/11	vs. Vanderbilt	44	221	2	69	12	80	1	13	12-29-2	80	1	13	2	120	1	90	2	-1	0	0	301
	Totals	500	2321	28	69	223	2699	20	72	223-392-14	2699	20	72	49	1181	1	90	26	186	0	34	5020
	Opponent	457	1239	10	36	291	3394	17	87	291-483-16	3394	17	87	72	1361	0	42	21	144	0	40	4633

Date	Opponent	TACKLES				SACKS No-Yds	FUMBLE		PASS			BLKD Kick	KICKS Att-Mad	XPTS		Saf	Pts
		Solo	Asst	Total	TFL-Yds		FF	FR-Yds	Int-Yds	QBH	Brk			Run	Rcv		
09/03/11	Austin Peay	54	6	60	8.0-22	2.0-14	3	3-0	2-32	1	3	0	10-9	0	0	0	72
09/10/11	at Tennessee	45	44	89	7.0-15	0.0-0	2	2-0	0-0	1	1	0	2-2	0	0	0	23
09/17/11	Akron	31	42	73	5.0-27	3.0-25	2	2-54	4-103	0	10	0	8-8	0	0	0	59
09/22/11	NC State	27	48	75	12.0-56	7.0-47	2	1-0	2-16	0	3	0	5-5	0	0	0	44
10/01/11	at Miami (OH)	55	10	65	12.0-68	5.0-47	1	1-17	1-43	5	1	0	4-3	0	0	0	27
10/15/11	Louisville	26	56	82	7.0-26	4.0-20	0	0-0	1-6	7	6	0	2-2	0	1	0	25
10/22/11	at USF	50	24	74	5.0-36	2.0-28	1	3-0	1-0	0	0	0	5-4	0	0	0	37
11/05/11	at Pittsburgh	46	31	77	9.0-44	3.0-26	1	1-0	1-12	6	4	0	2-2	0	0	0	26
11/12/11	West Virginia	43	30	73	13.0-49	5.0-27	2	1--7	0-0	2	4	1	3-3	0	0	0	21
11/19/11	at Rutgers	32	64	96	8.0-43	3.0-26	1	0-0	0-0	0	6	0	0-0	0	0	0	3
11/26/11	at Syracuse	57	6	63	8.0-21	4.0-13	2	0-0	1-0	4	4	0	3-3	0	0	0	30
12/03/11	Connecticut	32	54	86	13.0-63	6.0-45	2	2-0	1-15	3	6	0	5-5	0	0	0	35
12/31/11	vs. Vanderbilt	35	32	67	5.0-14	2.0-7	1	1-0	2-17	0	4	0	4-4	0	0	0	31
	Totals	533	447	980	112.0-484	46.0-325	20	17-64	16-244	29	52	1	53-50	0	1	0	433
	Opponent	519	357	876	85.0-317	21.0-153	8	7-0	14-142	25	44	6	28-28	0	1	0	264

Date	Opponent	PUNTING									FIELD GOALS			KICKOFFS				
		No	Yds	Avg	Long	Blkd	TB	FC	50+	I20	Att-Made	Lg	Blkd	No	Yds	Avg	TB	OB
09/03/11	Austin Peay	0	0	0.0	0	0	0	0	0	0	1-1	39	0	12	764	63.7	2	0
09/10/11	at Tennessee	3	126	42.0	51	0	1	0	1	1	2-1	23	1	5	312	62.4	0	1
09/17/11	Akron	3	123	41.0	53	0	0	1	1	3	2-1	47	1	10	667	66.7	1	1
09/22/11	NC State	3	179	59.7	76	0	0	0	2	2	3-3	48	0	9	586	65.1	1	1
10/01/11	at Miami (OH)	7	297	42.4	59	0	1	0	1	3	0-0	0	0	5	289	57.8	1	0
10/15/11	Louisville	7	275	39.3	59	1	1	1	1	2	1-1	21	0	5	319	63.8	1	0
10/22/11	at USF	4	214	53.5	64	0	1	0	2	2	2-1	43	0	7	431	61.6	0	0
11/05/11	at Pittsburgh	5	219	43.8	49	0	0	1	0	1	4-4	41	0	7	444	63.4	0	1
11/12/11	West Virginia	6	256	42.7	61	0	0	1	2	1	2-0	0	1	4	242	60.5	0	0
11/19/11	at Rutgers	7	300	42.9	55	0	1	2	1	4	1-1	47	0	2	120	60.0	1	0
11/26/11	at Syracuse	4	216	54.0	61	0	1	1	3	3	4-3	48	0	7	478	68.3	1	0
12/03/11	Connecticut	8	285	35.6	55	0	1	2	1	3	0-0	0	0	6	400	66.7	1	0
12/31/11	vs. Vanderbilt	7	300	42.9	61	0	1	0	2	1	3-1	44	1	6	377	62.8	0	0
	Totals	64	2790	43.6	76	1	8	9	17	26	25-17	48	4	85	5429	63.9	9	4
	Opponent	80	3133	39.2	61	0	7	25	11	17	25-20	53	1	58	3733	64.4	8	1

INDIVIDUAL SEASON/CAREER STATS

SEASON										CAREER									
Rushing																			
	gp	att	gain	loss	net	avg	td	lg	avg/g		gp	att	gain	loss	net	avg	td	lg	avg/g
PEAD, Isaiah	13	237	1338	79	1259	5.3	12	65	96.8		44	545	3447	159	3288	6.0	27	80	74.7
COLLAROS, Zach	10	84	360	126	234	2.8	8	17	23.4		41	268	1240	431	809	3.0	16	75	19.7
WINN, George	13	40	220	1	219	5.5	2	69	16.8		24	78	391	15	376	4.8	2	69	15.7
LEGAUX, Munchie	11	41	241	56	185	4.5	2	65	16.8		18	41	241	56	185	4.5	2	65	10.3
LUALLEN, Jordan	7	22	156	21	135	6.1	1	48	19.3		7	22	156	21	135	6.1	1	48	19.3
POTEAT, Jameel	10	23	109	1	108	4.7	1	13	10.8		10	23	109	1	108	4.7	1	13	10.8
FEARING, Adam	2	7	46	0	46	6.6	1	14	23.0		3	9	52	0	52	5.8	1	14	17.3
TEAGUE, Akise	2	8	42	0	42	5.2	1	20	21.0		2	8	42	0	42	5.2	1	20	21.0
ABERNATHY, RD	13	14	52	14	38	2.7	0	10	2.9		13	14	52	14	38	2.7	0	10	2.9
WOODS, DJ	13	4	36	0	36	9.0	0	24	2.8		51	15	135	12	123	8.2	2	40	2.4
KAY, Brendon	3	3	23	1	22	7.3	0	16	7.3		6	9	61	1	60	6.7	0	16	10.0
KING, Anthony	13	7	32	20	12	1.7	0	11	0.9		13	7	32	20	12	1.7	0	11	0.9
MCCLUNG, A.	13	1	4	0	4	4.0	0	4	0.3		23	1	4	0	4	4.0	0	4	0.2
TEAM	8	9	0	19	-19	-2.1	0	0	-2.4										
Total	13	500	2659	338	2321	4.6	28	69	178.5										
Opponents	13	457	1748	509	1239	2.7	10	36	95.3										
Passing																			
	gp	effic	comp-att-int	pct	yds	td	lg	avg/g			gp	effic	comp-att-int	pct	yds	td	lg	avg/g	
COLLAROS, Zach	10	131.79	166-272-10	61.0	1940	15	72	194.0			41	144.14	485-783-26	61.9	6278	51	81	153.1	
LEGAUX, Munchie	11	108.98	55-116-4	47.4	749	5	69	68.1			18	108.98	55-116-4	47.4	749	5	69	41.6	
LUALLEN, Jordan	7	71.00	2-4-0	50.0	10	0	9	1.4			7	71.00	2-4-0	50.0	10	0	9	1.4	
Total	13	124.42	223-392-14	56.9	2699	20	72	207.6											
Opponents	13	124.26	291-483-16	60.2	3394	17	87	261.1											
Receiving																			
	gp	no.	yds	avg	td	lg	avg/g				gp	no.	yds	avg	td	lg	avg/g		
MCCLUNG, A.	13	49	683	13.9	6	36	52.5				23	71	900	12.7	8	36	39.1		
THOMPkins, K.	13	44	536	12.2	2	44	41.2				13	44	536	12.2	2	44	41.2		
PEAD, Isaiah	13	39	319	8.2	3	69	24.5				44	87	721	8.3	6	69	16.4		
WOODS, DJ	13	37	450	12.2	2	50	34.6				51	159	2156	13.6	14	69	42.3		
CHISUM, Alex	13	19	302	15.9	2	30	23.2				13	19	302	15.9	2	30	23.2		
KELCE, Travis	11	13	150	11.5	2	30	13.6				22	14	153	10.9	2	30	7.0		
ROBINSON, A.	13	12	183	15.2	3	72	14.1				39	29	434	15.0	5	72	11.1		
WASHINGTON, S.	5	3	14	4.7	0	8	2.8				5	3	14	4.7	0	8	2.8		
ANNEN, Blake	10	2	33	16.5	0	27	3.3				21	2	33	16.5	0	27	1.6		
WINN, George	13	2	6	3.0	0	7	0.5				24	4	31	7.8	0	19	1.3		
MILLIGAN, Danny	12	1	15	15.0	0	15	1.2				24	1	15	15.0	0	15	0.6		
WOODARD, Orion	13	1	12	12.0	0	12	0.9				51	3	30	10.0	0	12	0.6		
ABERNATHY, RD	13	1	-4	-4.0	0	0	-0.3				13	1	-4	-4.0	0	0	-0.3		
Total	13	223	2699	12.1	20	72	207.6												
Opponents	13	291	3394	11.7	17	87	261.1												
Total Offense																			
	q	plays	rush	pass	total	avg/g					q	plays	rush	pass	total	avg/g			
COLLAROS, Zach	10	356	234	1940	2174	217.4					41	1051	809	6278	7087	172.9			
PEAD, Isaiah	13	237	1259	0	1259	96.8					44	545	3288	0	3288	74.7			
LEGAUX, Munchie	11	157	185	749	934	84.9					18	157	185	749	934	51.9			
WINN, George	13	40	219	0	219	16.8					24	78	376	0	376	15.7			
LUALLEN, Jordan	7	26	135	10	145	20.7					7	26	135	10	145	20.7			
POTEAT, Jameel	10	23	108	0	108	10.8					10	23	108	0	108	10.8			
FEARING, Adam	2	7	46	0	46	23.0					3	9	52	0	52	17.3			
TEAGUE, Akise	2	8	42	0	42	21.0					2	8	42	0	42	21.0			
ABERNATHY, RD	13	14	38	0	38	2.9					13	14	38	0	38	2.9			
WOODS, DJ	13	4	36	0	36	2.8					51	15	123	0	123	2.4			
KAY, Brendon	3	3	22	0	22	7.3					6	17	60	47	107	17.8			
KING, Anthony	13	7	12	0	12	0.9					13	7	12	0	12	0.9			
MCCLUNG, A.	13	1	4	0	4	0.3					23	1	4	0	4	0.2			
TEAM	8	9	-19	0	-19	-2.4													
Total	13	892	2321	2699	5020	386.2													
Opponents	13	940	1239	3394	4633	356.4													

INDIVIDUAL SEASON/CAREER STATS

SEASON							CAREER											
Scoring	td	fg	PAT				dxp	saf	pts	td	fg	PAT				dxp	saf	pts
			kick	rush	rcv	pass						kick	rush	rcv	pass			
MILIANO, Tony	-	17-25	47-50	-	-	-	-	-	98	-	17-25	47-50	-	-	-	-	-	98
PEAD, Isaiah	15	-	-	-	-	-	-	-	90	33	-	-	-	-	-	-	-	198
COLLAROS, Zach	8	-	-	-	-	1-2	-	-	48	16	-	-	-	-	1-4	-	-	96
MCCLUNG, A.	6	-	-	-	-	-	-	-	36	8	-	-	-	-	-	-	-	48
ROBINSON, A.	3	-	-	-	1	-	-	-	20	5	-	-	-	1	-	-	-	32
LEGAUX, Munchie	2	-	-	-	-	-	-	-	12	2	-	-	-	-	-	-	-	12
CHISUM, Alex	2	-	-	-	-	-	-	-	12	2	-	-	-	-	-	-	-	12
WINN, George	2	-	-	-	-	-	-	-	12	2	-	-	-	-	-	-	-	12
KELCE, Travis	2	-	-	-	-	-	-	-	12	4	-	-	-	-	-	-	-	24
WOODS, DJ	2	-	-	-	-	-	-	-	12	16	-	-	-	-	-	-	-	96
THOMPCKINS, K.	2	-	-	-	-	-	-	-	12	2	-	-	-	-	-	-	-	12
SCHAFER, JK	1	-	-	-	-	-	-	-	6	1	-	-	-	-	-	-	-	6
ABERNATHY, RD	1	-	-	-	-	-	-	-	6	1	-	-	-	-	-	-	-	6
BATTLE, D.	1	-	-	-	-	-	-	-	6	1	-	-	-	-	-	-	-	6
TEAGUE, Akise	1	-	-	-	-	-	-	-	6	1	-	-	-	-	-	-	-	6
LUALLEN, Jordan	1	-	-	-	-	-	-	-	6	1	-	-	-	-	-	-	-	6
FREY, Drew	1	-	-	-	-	-	-	-	6	1	-	-	-	-	-	-	-	6
POTEAT, Jameel	1	-	-	-	-	-	-	-	6	1	-	-	-	-	-	-	-	6
STEWART, Walter	1	-	-	-	-	-	-	-	6	1	-	-	-	-	-	-	-	6
BOMAR, Maalik	1	-	-	-	-	-	-	-	6	1	-	-	-	-	-	-	-	6
CHEATHAM, C.	1	-	-	-	-	-	-	-	6	1	-	-	-	-	-	-	-	6
FEARING, Adam	1	-	-	-	-	-	-	-	6	1	-	-	-	-	-	-	-	6
POPHAM, Shane	-	-	3-3	-	-	-	-	-	3	-	-	3-3	-	-	-	-	-	3
Total	55	17-25	50-53	-	1	1-2	-	-	433									
Opponents	29	20-25	28-28	-	1	1-1	-	-	264									

Punt Returns											
	no.	yds	avg	td	lg		no.	yds	avg	td	lg
WOODS, DJ	11	71	6.5	0	24		45	375	8.3	0	40
PEAD, Isaiah	8	74	9.2	0	34		8	74	9.2	0	34
MILLIGAN, Danny	6	42	7.0	0	16		6	42	7.0	0	16
TEAM	1	-1	-1.0	0	0						
Total	26	186	7.2	0	34						
Opponents	21	144	6.9	0	40						

Kick Returns											
	no.	yds	avg	td	lg		no.	yds	avg	td	lg
ABERNATHY, RD	39	1034	26.5	1	90		39	1034	26.5	1	90
POTEAT, Jameel	3	67	22.3	0	28		3	67	22.3	0	28
LEWIS, Dyjuan	2	22	11.0	0	22		2	22	11.0	0	22
FEARING, Adam	2	25	12.5	0	17		2	25	12.5	0	17
DRANE, Deven	1	20	20.0	0	20		1	20	20.0	0	20
WOODARD, Orion	1	0	0.0	0	0		1	0	0.0	0	0
KELCE, Travis	1	13	13.0	0	13		1	13	13.0	0	13
Total	49	1181	24.1	1	90						
Opponents	72	1361	18.9	0	42						

Interceptions											
	no.	yds	avg	td	lg		no.	yds	avg	td	lg
SCHAFER, JK	3	41	13.7	0	16		7	64	9.1	0	16
CHEATHAM, C.	3	70	23.3	1	53		4	71	17.8	1	53
DRANE, Deven	3	43	14.3	0	43		3	43	14.3	0	43
BATTLE, D.	2	42	21.0	1	36		4	42	10.5	1	36
FREY, Drew	2	15	7.5	1	15		6	30	5.0	1	15
RICHARDSON, W.	1	0	0.0	0	0		1	0	0.0	0	0
ROBERSON, Aaron	1	21	21.0	0	21		1	21	21.0	0	21
TEMPLE, Nick	1	12	12.0	0	12		1	12	12.0	0	12
Total	16	244	15.2	3	53						
Opponents	14	142	10.1	1	63						

INDIVIDUAL SEASON/CAREER STATS

SEASON						CAREER					
Fumble Returns	no.	yds	avg	td	lg	no.	yds	avg	td	lg	
SCHAFFER, JK	2	17	8.5	1	17	2	17	8.5	1	17	
WOLFE, Derek	1	0	0.0	0	0	1	0	0.0	0	0	
MILLS, Brandon	1	0	0.0	0	0	1	0	0.0	0	0	
BOMAR, Maalik	1	54	54.0	1	54	1	54	54.0	1	54	
STEWART, Walter	0	0	0.0	1	0	0	0	0.0	1	0	
JACKSON, Dwight	0	-7	0.0	0	0	0	-7	0.0	0	0	
Total	5	64	12.8	3	54						
Opponents	1	0	0.0	1	0						

All Purpose	g	rush	rcv	pr	kr	ir	total	avg/g	g	rush	rcv	pr	kr	ir	total	avg/g
PEAD, Isaiah	13	1259	319	74	0	0	1652	127.1	44	3288	721	74	21	0	4104	93.3
ABERNATHY, R	13	38	-4	0	1034	0	1068	82.2	13	38	-4	0	1034	0	1068	82.2
MCCLUNG, A.	13	4	683	0	0	0	687	52.8	23	4	900	6	198	0	1108	48.2
WOODS, DJ	13	36	450	71	0	0	557	42.8	51	123	2156	375	751	0	3405	66.8
THOMPkins, K.	13	0	536	0	0	0	536	41.2	13	0	536	0	0	0	536	41.2
CHISUM, Alex	13	0	302	0	0	0	302	23.2	13	0	302	0	0	0	302	23.2
COLLAROS, Zac	10	234	0	0	0	0	234	23.4	41	809	0	0	0	0	809	19.7
WINN, George	13	219	6	0	0	0	225	17.3	24	376	31	0	0	0	407	17.0
LEGAUX, Munch	11	185	0	0	0	0	185	16.8	18	185	18	0	0	0	203	11.3
ROBINSON, A.	13	0	183	0	0	0	183	14.1	39	0	434	0	0	0	434	11.1
POTEAT, Jameel	10	108	0	0	67	0	175	17.5	10	108	0	0	67	0	175	17.5
KELCE, Travis	11	0	150	0	13	0	163	14.8	22	47	153	0	13	0	213	9.7
LUAllen, Jorda	7	135	0	0	0	0	135	19.3	7	135	0	0	0	0	135	19.3
FEARING, Adam	2	46	0	0	25	0	71	35.5	3	52	0	0	25	0	77	25.7
CHEATHAM, C.	13	0	0	0	0	70	70	5.4	38	0	0	0	0	71	71	1.9
DRANE, Deven	13	0	0	0	20	43	63	4.8	21	0	0	0	20	43	63	3.0
MILLIGAN, Dann	12	0	15	42	0	0	57	4.8	24	0	15	42	0	0	57	2.4
BATTLE, D.	6	0	0	0	0	42	42	7.0	35	0	0	0	0	42	42	1.2
TEAGUE, Akise	2	42	0	0	0	0	42	21.0	2	42	0	0	0	0	42	21.0
SCHAFFER, JK	13	0	0	0	0	41	41	3.2	50	0	0	0	0	64	64	1.3
ANNEN, Blake	10	0	33	0	0	0	33	3.3	21	0	33	0	0	0	33	1.6
KAY, Brendon	3	22	0	0	0	0	22	7.3	6	60	0	0	0	0	60	10.0
LEWIS, Dyjuan	10	0	0	0	22	0	22	2.2	10	0	0	0	22	0	22	2.2
ROBERSON, Aar	11	0	0	0	0	21	21	1.9	19	0	0	0	0	21	21	1.1
FREY, Drew	13	0	0	0	0	15	15	1.2	40	0	0	0	0	30	30	0.8
WASHINGTON,	5	0	14	0	0	0	14	2.8	5	0	14	0	0	0	14	2.8
WOODARD, Orio	13	0	12	0	0	0	12	0.9	51	0	30	0	0	0	30	0.6
KING, Anthony	13	12	0	0	0	0	12	0.9	13	12	0	0	0	0	12	0.9
TEMPLE, Nick	13	0	0	0	0	12	12	0.9	13	0	0	0	0	12	12	0.9
TEAM	8	-19	0	-1	0	0	-20	-2.5								
Total	13	2321	2699	186	1181	244	6631	510.1								
Opponents	13	1239	3394	144	1361	142	6280	483.1								

Field Goals	att	good	long	blkd	att	good	long	blkd
MILIANO, Tony	25	17	48	4	25	17	48	4
Total	25	17	48	4				
Opponents	25	20	53	1				

Punting	no.	yds	avg	lg	blk	no.	yds	avg	lg	blk
O'DONNELL, Pat	63	2760	43.8	76	0	115	4938	42.9	76	0
TEAM	1	30	30.0	30	1					
Total	64	2790	43.6	76	1					
Opponents	80	3133	39.2	61	0					

Kickoffs	no.	yds	avg	tb	ob	no.	yds	avg	tb	ob
O'DONNELL, Pat	61	3915	64.2	7	2	61	3915	64.2	7	2
MILIANO, Tony	22	1399	63.6	2	2	22	1399	63.6	2	2
POPHAM, Shane	2	115	57.5	0	0	2	115	57.5	0	0
Total	85	5429	63.9	9	4					
Opponents	58	3733	64.4	8	1					

INDIVIDUAL SEASON/CAREER STATS

SEASON													CAREER												
##	Defensive Leaders	gp	ua	a	total	tfl	sack	int	pbu	fr	ff	blk	gp	ua	a	total	tfl	sack	int	pbu	fr	ff	blk		
37	SCHAFFER, JK	13	52	62	114	13.0	4.5	3	6	3	3	.	50	182	155	337	28.0	9.0	7	15	3	6	.		
26	FREY, Drew	13	43	30	73	2.5	.	2	8	.	.	.	40	124	75	199	8.0	1.0	6	13	.	.	.		
24	RICHARDSON, W.	13	37	34	71	0.0	.	1	4	.	1	.	13	37	34	71	0.0	.	1	4	.	1	.		
95	WOLFE, Derek	13	37	33	70	21.5	9.5	.	1	2	2	.	45	89	73	162	37.0	19.5	.	2	3	3	.		
4D	BOMAR, Maalik	13	30	31	61	3.5	1.0	.	3	2	.	.	34	82	56	138	11.5	3.0	.	3	2	2	.		
21	CHEATHAM, C.	13	40	19	59	0.5	.	3	7	.	.	.	38	77	38	115	2.5	.	4	12	.	1	.		
40	HUGHES, John	12	24	27	51	12.5	5.0	.	1	.	.	1	50	70	71	141	25.5	9.0	.	2	1	1	1		
20	WILLIAMS, Chris	13	22	24	46	4.5	2.0	.	1	1	.	.	34	30	29	59	6.5	3.0	.	2	1	.	.		
54	STEWART, Walter	13	26	18	44	11.0	6.0	.	8	3	4	.	38	104	59	163	27.5	12.5	1	9	4	6	.		
1D	DRANE, Deven	13	30	12	42	2.0	.	3	9	1	.	.	21	36	15	51	2.0	.	3	9	1	.	.		
43	TEMPLE, Nick	13	19	16	35	2.5	.	1	.	.	1	.	13	19	16	35	2.5	.	1	.	.	1	.		
99	GIORDANO, Dan	13	14	20	34	9.0	5.0	.	1	1	1	.	38	50	62	112	24.0	11.5	.	3	1	2	.		
94	STEPP, Jordan	13	21	12	33	2.0	0.5	24	36	17	53	5.5	0.5	.	.	.	1	.		
58	MILLS, Brandon	12	17	13	30	7.0	5.5	.	.	1	.	.	37	74	39	113	27.5	15.0	.	1	1	3	.		
84	WOODARD, Orion	13	15	10	25	0.0	.	.	.	1	.	.	51	30	19	49	0.0	.	.	.	2	.	.		
9	BATTLE, D.	6	13	10	23	3.5	.	2	.	.	1	.	35	73	35	108	10.5	1.0	4	7	.	2	.		
87	TAYLOR, Monte	13	6	11	17	4.0	4.0	.	.	.	3	.	24	12	12	24	6.0	5.0	.	.	.	3	.		
8D	WITTY, Adrian	12	10	5	15	0.0	.	.	1	.	1	.	16	11	5	16	0.0	.	.	1	.	1	.		
52	JACKSON, Dwight	10	6	9	15	1.5	1	.	10	6	9	15	1.5	1	.		
13	LAMBERT, Pat	12	9	5	14	0.0	.	.	1	.	.	.	37	25	19	44	1.0	0.5	1	1	.	.	.		
45	TRIGG, Rob	13	7	5	12	4.0	2.5	.	.	.	2	.	36	16	13	29	6.5	2.5	.	.	.	2	.		
36	POOLER, Ben	6	6	5	11	1.0	.	.	.	2	.	.	6	6	5	11	1.0	.	.	.	2	.	.		
25	CHENAULT, Arryn	13	4	5	9	0.0	.	.	1	.	.	.	21	8	7	15	0.0	.	.	1	.	.	.		
31	HALEY, Reuben	10	3	5	8	0.0	25	3	7	10	0.0	.	.	.	1	.	.		
57	CASSEUS, C.	2	5	3	8	2.0	2	5	3	8	2.0		
32	WINN, George	13	4	4	8	0.0	24	5	5	10	0.0		
5	JOHNSON, Reuben	8	3	3	6	1.5	31	56	17	73	4.5	1.0	1	5	1	.	.		
81	HILTON, Tomaz	12	2	4	6	0.0	47	13	15	28	0.0		
46	MEADOR, Mitch	13	2	3	5	0.5	0.5	25	5	4	9	0.5	0.5		
30	ROBERSON, Aaron	11	3	1	4	0.0	.	1	19	4	1	5	0.0	.	1		
85	HORNER, Bruce	13	2	2	4	0.0	27	8	2	10	0.0		
90	BEARD, Camaron	5	2	2	4	0.0	5	2	2	4	0.0		
39	BEAL, Demitri	13	2	1	3	0.0	13	2	1	3	0.0		
33	TENTMAN, S.	5	2	1	3	0.0	5	2	1	3	0.0		
6	MCCLUNG, A.	13	2	.	2	0.0	23	3	.	3	0.0		
96	DETEMPLE, Tom	13	2	.	2	0.0	26	4	.	4	0.0		
5D	HANCOCK, Steve	4	1	1	2	0.5	14	4	2	6	2.5	1.0		
23	PEAD, Isaiah	13	2	.	2	0.0	44	4	1	5	0.0		
93	HARRAH, Brad	5	2	.	2	1.0	5	2	.	2	1.0		
49	KING, Anthony	13	1	.	1	0.0	13	1	.	1	0.0		
4	LEGAUX, Munchie	11	.	1	1	0.0	18	.	1	1	0.0		
5B	BLAIR, Greg	1	1	.	1	1.0	1	1	.	1	1.0		
1	THOMPkins, K.	13	1	.	1	0.0	13	1	.	1	0.0		
3	WOODS, DJ	13	1	.	1	0.0	51	2	1	3	0.0		
14	MILIANO, Tony	13	1	.	1	0.0	13	1	.	1	0.0		
34	O'DONNELL, Pat	13	1	.	1	0.0	25	2	.	2	0.0		
Total		13	533	447	980	112	46	16	52	17	20	1													
Opponents		13	519	357	876	85	21	14	44	7	8	6													

RED ZONE/TIME OF POSSESSION ANALYSIS

RED ZONE ANALYSIS

CINCINNATI										---- Failed to score inside RZ ----					
Date	Opponent	Score	Times In RZ	Times Scored	Total Pts	TDs	Rush TDs	Pass TDs	FGs Made	FGA	Downs	Int	Fumb	Half	Game
09/03/11	Austin Peay	W, 72-10	7	7	49	7	5	2	0	0	0	0	0	0	0
09/10/11	at Tennessee	L, 23-45	3	3	16	2	0	2	1	0	0	0	0	0	0
09/17/11	Akron	W, 59-14	5	5	35	5	4	1	0	0	0	0	0	0	0
09/22/11	NC State	W, 44-14	8	7	37	4	3	1	3	0	0	1	0	0	0
10/01/11	at Miami (OH)	W, 27-0	5	2	14	2	2	0	0	0	0	2	1	0	0
10/15/11	Louisville	W, 25-16	2	2	10	1	1	0	1	0	0	0	0	0	0
10/22/11	at USF	W, 37-34	5	3	21	3	2	1	0	1	0	1	0	0	0
11/05/11	at Pittsburgh	W, 26-23	4	4	20	2	2	0	2	0	0	0	0	0	0
11/12/11	West Virginia	L, 21-24	4	2	14	2	2	0	0	1	1	0	0	0	0
11/19/11	at Rutgers	L, 3-20	1	0	0	0	0	0	0	0	0	1	0	0	0
11/26/11	at Syracuse	W, 30-13	4	3	13	1	0	1	2	1	0	0	0	0	0
12/03/11	Connecticut	W, 35-27	1	1	7	1	0	1	0	0	0	0	0	0	0
12/31/11	vs. Vanderbilt	W, 31-24	3	2	14	2	1	1	0	1	0	0	0	0	0
TOTALS			49	39	236	30	21	9	9	3	1	5	1	0	0
41 OF 52 (78.8%)															

OPPONENTS										---- Failed to score inside RZ ----					
Date	Opponent	Score	Times In RZ	Times Scored	Total Pts	TDs	Rush TDs	Pass TDs	FGs Made	FGA	Downs	Int	Fumb	Half	Game
09/03/11	Austin Peay	W, 72-10	2	2	10	1	1	0	1	0	0	0	0	0	0
09/10/11	at Tennessee	L, 23-45	6	6	38	5	2	3	1	0	0	0	0	0	0
09/17/11	Akron	W, 59-14	2	1	7	1	0	1	0	0	0	1	0	0	0
09/22/11	NC State	W, 44-14	0	0	0	0	0	0	0	0	0	0	0	0	0
10/01/11	at Miami (OH)	W, 27-0	1	0	0	0	0	0	0	1	0	0	0	0	0
10/15/11	Louisville	W, 25-16	1	1	3	0	0	0	1	0	0	0	0	0	0
10/22/11	at USF	W, 37-34	7	6	34	4	1	3	2	0	0	0	1	0	0
11/05/11	at Pittsburgh	W, 26-23	3	3	17	2	1	1	1	0	0	0	0	0	0
11/12/11	West Virginia	L, 21-24	3	2	10	1	1	0	1	1	0	0	0	0	0
11/19/11	at Rutgers	L, 3-20	3	3	17	2	2	0	1	0	0	0	0	0	0
11/26/11	at Syracuse	W, 30-13	3	2	10	1	0	1	1	0	1	0	0	0	0
12/03/11	Connecticut	W, 35-27	2	2	11	1	0	1	1	0	0	0	0	0	0
12/31/11	vs. Vanderbilt	W, 31-24	3	3	17	2	2	0	1	0	0	0	0	0	0
TOTALS			36	31	174	20	10	10	11	2	1	1	1	0	0
31 OF 36 (86.1%)															

TIME OF POSSESSION

Date	Opponent	Score	Overall	1st Qtr	2nd Qtr	3rd Qtr	4th Qtr
09/03/11	Austin Peay	W, 72-10	26:58	5:05	8:47	4:38	8:28
09/10/11	at Tennessee	L, 23-45	22:37	6:06	6:07	4:31	5:53
09/17/11	Akron	W, 59-14	29:45	7:12	5:36	7:24	9:33
09/22/11	NC State	W, 44-14	33:56	7:06	9:30	8:29	8:51
10/01/11	at Miami (OH)	W, 27-0	29:50	9:36	4:14	7:37	8:23
10/15/11	Louisville	W, 25-16	26:27	6:53	8:11	5:18	6:05
10/22/11	at USF	W, 37-34	28:48	7:03	7:46	5:22	8:37
11/05/11	at Pittsburgh	W, 26-23	30:28	8:02	6:17	8:35	7:34
11/12/11	West Virginia	L, 21-24	24:00	7:56	4:20	5:28	6:16
11/19/11	at Rutgers	L, 3-20	21:46	6:26	3:08	5:27	6:45
11/26/11	at Syracuse	W, 30-13	27:52	8:44	7:31	6:54	4:43
12/03/11	Connecticut	W, 35-27	28:34	5:38	8:42	5:57	8:17
12/31/11	vs. Vanderbilt	W, 31-24	30:37	6:21	5:37	9:22	9:17
CINCINNATI		Total	361:38	92:08	85:46	85:02	98:42
		Avg.	27:49	7:05	6:35	6:32	7:35
OPPONENTS		Total	416:05	102:52	109:14	109:49	94:10
		Avg.	32:00	7:54	8:24	8:26	7:14

CONVERSIONS

3RD-DOWN CONVERSIONS

Date	Opponent	Score	Overall	1st Qtr		2nd Qtr		3rd Qtr		4th Qtr		
09/03/11	Austin Peay	W, 72-10	5-9	55.6%	1-3	33.3%	3-3	100.0%	1-2	50.0%	0-1	0.0%
09/10/11	at Tennessee	L, 23-45	5-12	41.7%	1-2	50.0%	2-5	40.0%	1-2	50.0%	1-3	33.3%
09/17/11	Akron	W, 59-14	6-11	54.5%	1-3	33.3%	3-3	100.0%	0-2	0.0%	2-3	66.7%
09/22/11	NC State	W, 44-14	9-16	56.2%	2-3	66.7%	3-6	50.0%	2-3	66.7%	2-4	50.0%
10/01/11	at Miami (OH)	W, 27-0	7-16	43.8%	3-6	50.0%	0-2	0.0%	4-5	80.0%	0-3	0.0%
10/15/11	Louisville	W, 25-16	4-14	28.6%	1-4	25.0%	2-4	50.0%	0-3	0.0%	1-3	33.3%
10/22/11	at USF	W, 37-34	7-16	43.8%	3-5	60.0%	1-6	16.7%	1-2	50.0%	2-3	66.7%
11/05/11	at Pittsburgh	W, 26-23	2-13	15.4%	1-4	25.0%	0-0	0.0%	1-4	25.0%	0-5	0.0%
11/12/11	West Virginia	L, 21-24	4-15	26.7%	1-4	25.0%	0-3	0.0%	1-3	33.3%	2-5	40.0%
11/19/11	at Rutgers	L, 3-20	4-15	26.7%	1-4	25.0%	1-3	33.3%	0-3	0.0%	2-5	40.0%
11/26/11	at Syracuse	W, 30-13	6-15	40.0%	3-5	60.0%	2-3	66.7%	0-3	0.0%	1-4	25.0%
12/03/11	Connecticut	W, 35-27	6-16	37.5%	0-2	0.0%	3-4	75.0%	1-5	20.0%	2-5	40.0%
12/31/11	vs. Vanderbilt	W, 31-24	4-15	26.7%	0-4	0.0%	0-1	0.0%	2-5	40.0%	2-5	40.0%
CINCINNATI			69-183	37.7%	18-49	36.7%	20-43	46.5%	14-42	33.3%	17-49	34.7%
OPPONENTS			66-202	32.7%	14-44	31.8%	20-62	32.3%	16-47	34.0%	16-49	32.7%

4TH-DOWN CONVERSIONS

Date	Opponent	Score	Overall	1st Qtr		2nd Qtr		3rd Qtr		4th Qtr		
09/03/11	Austin Peay	W, 72-10	2-3	66.7%	1-2	50.0%	0-0	0.0%	0-0	0.0%	1-1	100.0%
09/10/11	at Tennessee	L, 23-45	0-2	0.0%	0-0	0.0%	0-2	0.0%	0-0	0.0%	0-0	0.0%
09/17/11	Akron	W, 59-14	0-0	0.0%	0-0	0.0%	0-0	0.0%	0-0	0.0%	0-0	0.0%
09/22/11	NC State	W, 44-14	0-0	0.0%	0-0	0.0%	0-0	0.0%	0-0	0.0%	0-0	0.0%
10/01/11	at Miami (OH)	W, 27-0	0-0	0.0%	0-0	0.0%	0-0	0.0%	0-0	0.0%	0-0	0.0%
10/15/11	Louisville	W, 25-16	1-1	100.0%	0-0	0.0%	0-0	0.0%	1-1	100.0%	0-0	0.0%
10/22/11	at USF	W, 37-34	0-0	0.0%	0-0	0.0%	0-0	0.0%	0-0	0.0%	0-0	0.0%
11/05/11	at Pittsburgh	W, 26-23	1-1	100.0%	0-0	0.0%	0-0	0.0%	1-1	100.0%	0-0	0.0%
11/12/11	West Virginia	L, 21-24	0-1	0.0%	0-1	0.0%	0-0	0.0%	0-0	0.0%	0-0	0.0%
11/19/11	at Rutgers	L, 3-20	2-3	66.7%	1-1	100.0%	0-0	0.0%	0-0	0.0%	1-2	50.0%
11/26/11	at Syracuse	W, 30-13	0-1	0.0%	0-0	0.0%	0-0	0.0%	0-0	0.0%	0-1	0.0%
12/03/11	Connecticut	W, 35-27	0-1	0.0%	0-0	0.0%	0-1	0.0%	0-0	0.0%	0-0	0.0%
12/31/11	vs. Vanderbilt	W, 31-24	0-0	0.0%	0-0	0.0%	0-0	0.0%	0-0	0.0%	0-0	0.0%
	CINCINNATI		6-13	46.2%	2-4	50.0%	0-3	0.0%	2-2	100.0%	2-4	50.0%
	OPPONENTS		6-17	35.3%	0-0	0.0%	1-3	33.3%	2-3	66.7%	3-11	27.3%

20-YARD PLAYS

YDS.	TYPE	PLAYER(S)	OPP.
*90	KR	ABERNATHY, RD	Vanderbilt
74	KR	ABERNATHY, RD	Syracuse
72	Pass	ROBINSON, A. from COLLAROS, Zach	Miami (OH)
*69	Rush	WINN, George	Vanderbilt
*69	Pass	PEAD, Isaiah from LEGAUX, Munchie	Syracuse
*65	Rush	PEAD, Isaiah	Tennessee
65	Rush	LEGAUX, Munchie	West Virginia
60	KR	ABERNATHY, RD	Austin Peay
*54	FR	BOMAR, Maalik	Akron
53	Rush	PEAD, Isaiah	Pittsburgh
*53	INT	CHEATHAM, C.	Akron
*50	Rush	PEAD, Isaiah	Louisville
50	Pass	WOODS, DJ from COLLAROS, Zach	Akron
48	Rush	LUAllen, Jordan	Syracuse
46	Pass	WOODS, DJ from COLLAROS, Zach	Tennessee
45	Pass	PEAD, Isaiah from LEGAUX, Munchie	West Virginia
44	Pass	WOODS, DJ from COLLAROS, Zach	Pittsburgh
44	Pass	THOMPkins, K. from COLLAROS, Zach	NC State
43	INT	DRANE, Deven	Miami (OH)
43	KR	ABERNATHY, RD	Connecticut
*40	Rush	PEAD, Isaiah	West Virginia
*40	Rush	PEAD, Isaiah	Austin Peay
39	Pass	THOMPkins, K. from COLLAROS, Zach	USF
37	KR	ABERNATHY, RD	USF
36	KR	ABERNATHY, RD	Louisville
36	Pass	MCCLUNG, A. from COLLAROS, Zach	Miami (OH)
*36	INT	BATTLE, D.	Akron
36	Pass	MCCLUNG, A. from LEGAUX, Munchie	Connecticut
35	KR	ABERNATHY, RD	Pittsburgh
35	KR	ABERNATHY, RD	Connecticut
34	Pass	MCCLUNG, A. from COLLAROS, Zach	Louisville
34	Pass	THOMPkins, K. from LEGAUX, Munchie	West Virginia
*34	Pass	WOODS, DJ from COLLAROS, Zach	Austin Peay
34	PR	PEAD, Isaiah	Syracuse
33	Pass	THOMPkins, K. from COLLAROS, Zach	Miami (OH)
33	Pass	PEAD, Isaiah from COLLAROS, Zach	USF
33	Rush	PEAD, Isaiah	West Virginia
33	Pass	THOMPkins, K. from COLLAROS, Zach	USF
33	Rush	PEAD, Isaiah	NC State
33	Pass	MCCLUNG, A. from COLLAROS, Zach	NC State
*31	Pass	MCCLUNG, A. from LEGAUX, Munchie	Connecticut
30	KR	ABERNATHY, RD	Vanderbilt
*30	Pass	CHISUM, Alex from COLLAROS, Zach	USF
*30	Pass	KELCE, Travis from COLLAROS, Zach	Miami (OH)
29	Pass	WOODS, DJ from LEGAUX, Munchie	Syracuse
*29	Pass	MCCLUNG, A. from COLLAROS, Zach	Austin Peay
29	KR	ABERNATHY, RD	Miami (OH)
28	KR	ABERNATHY, RD	USF
28	Rush	PEAD, Isaiah	NC State
28	KR	POTEAT, Jameel	Austin Peay
27	Pass	ANNEN, Blake from LEGAUX, Munchie	Connecticut
27	Pass	CHISUM, Alex from COLLAROS, Zach	USF
27	KR	POTEAT, Jameel	Pittsburgh

YDS.	TYPE	PLAYER(S)	OPP.
27	Rush	PEAD, Isaiah	Tennessee
27	Pass	MCCLUNG, A. from COLLAROS, Zach	Pittsburgh
*26	Pass	WOODS, DJ from COLLAROS, Zach	Louisville
26	KR	ABERNATHY, RD	Syracuse
26	KR	ABERNATHY, RD	NC State
*25	Pass	PEAD, Isaiah from COLLAROS, Zach	NC State
25	Pass	CHISUM, Alex from LEGAUX, Munchie	Austin Peay
25	Pass	MCCLUNG, A. from COLLAROS, Zach	Akron
25	KR	ABERNATHY, RD	Connecticut
*24	Rush	PEAD, Isaiah	Syracuse
24	Pass	MCCLUNG, A. from COLLAROS, Zach	NC State
24	Rush	WOODS, DJ	Austin Peay
24	PR	WOODS, DJ	Akron
24	Rush	PEAD, Isaiah	Austin Peay
24	KR	ABERNATHY, RD	Rutgers
24	Pass	THOMPkins, K. from COLLAROS, Zach	Tennessee
23	KR	ABERNATHY, RD	Syracuse
23	Rush	PEAD, Isaiah	Tennessee
23	KR	ABERNATHY, RD	Rutgers
23	KR	ABERNATHY, RD	Tennessee
23	Pass	MCCLUNG, A. from LEGAUX, Munchie	Rutgers
23	KR	ABERNATHY, RD	Rutgers

* touchdown scored on play

LONG PLAYS BY THE NUMBERS

Plays by Yards	No.	TD
100+	0.....	0
90-99	1.....	1
80-89	0.....	0
70-79	2.....	0
60-69	5.....	3
50-59	5.....	3
40-49	9.....	2
30-39	22.....	5
20-29	56.....	6

Plays by Type	No.	TD
Rushing	19.....	6
Passing	41.....	10
Punt returns	4.....	0
Kick returns	31.....	1
Interceptions	4.....	2
Fumble returns	1.....	1
Other	0.....	0
TOTAL	100	20

LONGEST PLAYS OF THE YEAR

Rushing	
69 WINN, George vs Vanderbilt (12/31/2011)	

Rushing Touchdown	
69 WINN, George vs Vanderbilt (12/31/2011)	

Passing	
72 ROBINSON, A. from COLLAROS, Zach vs Miami (OH) (10/1/2011)	

Passing Touchdown	
69 PEAD, Isaiah from LEGAUX, Munchie vs Syracuse (11/26/2011)	

Punt Return	
34 PEAD, Isaiah vs Syracuse (11/26/2011)	

Kick Return	
90 ABERNATHY, RD vs Vanderbilt (12/31/2011)	

Interception Return	
53 CHEATHAM, C. vs Akron (9/17/2011)	

Fumble Return	
54 BOMAR, Maalik vs Akron (9/17/2011)	

Punt	
76 O'DONNELL, Pat vs NC State (9/22/2011)	

Field Goal	
48 MILIANO, Tony vs Syracuse (11/26/2011)	
48 MILIANO, Tony vs NC State (9/22/2011)	

20-PLUS YARD PLAYS BY PLAYER

PLAYER	NO.	TD	R	P	KR	PR	IR	FR
ABERNATHY, RD	27	1	0	0	27	0	0	0
PEAD, Isaiah	19	7	13	4	0	2	0	0
MCCLUNG, A.	13	2	0	13	0	0	0	0
WOODS, DJ	9	2	1	6	0	2	0	0
CHISUM, Alex	7	2	0	7	0	0	0	0
THOMPkins, K.	6	0	0	6	0	0	0	0
KELCE, Travis	2	1	0	2	0	0	0	0
ROBINSON, A.	2	1	0	2	0	0	0	0
LEGAUX, Munchie	2	0	2	0	0	0	0	0
POTEAT, Jameel	2	0	0	0	2	0	0	0
DRANE, Deven	2	0	0	0	1	0	1	0

PLAYER	NO.	TD	R	P	KR	PR	IR	FR
WINN, George	1	1	1	0	0	0	0	0
BOMAR, Maalik	1	1	0	0	0	0	0	1
CHEATHAM, C.	1	1	0	0	0	0	0	1
BATTLE, D.	1	1	0	0	0	0	1	0
TEAGUE, Akise	1	0	1	0	0	0	0	0
ROBERSON, Aaron	1	0	0	0	0	0	1	0
LEWIS, Dyjuan	1	0	0	0	1	0	0	0
ANNEN, Blake	1	0	0	1	0	0	0	0
LUAllen, Jordan	1	0	1	0	0	0	0	0
TOTAL	100	20	19	41	31	4	4	1

SCORING DRIVES/PLAYS

OPPONENT	QTR.	PLAYS	YDS.	TOP	RESULT	SCORING PLAY	OPPONENT	QTR.	PLAYS	YDS.	TOP	RESULT	SCORING PLAY
Austin Peay	1	1	40	0:18	TD	Pead 40-yard run	West Virginia	1	3	54	0:51	TD	Pead 40-yard run
Austin Peay	1	7	48	1:24	TD	Pead 13-yard run	West Virginia	3	2	52	0:29	TD	Leagaux 7-yard run
Austin Peay	1	4	36	1:09	TD	Thompkins 13-yard pass from Collaros	West Virginia	4	10	52	3:27	TD	Pead 10-yard run
Austin Peay	2	14	95	5:01	TD	Woods 34-yard pass from Collaros							
Austin Peay	2	10	78	4:00	TD	McClung 8-yard pass from Collaros	at Rutgers	1	8	18	3:09	FG	Miliano 47-yard field goal
Austin Peay	2	3	25	0:18	TD	McClung 29-yard pass from Collaros							
Austin Peay	3	6	22	2:14	FG	Miliano 39-yard field goal	at Syracuse	2	9	46	3:50	FG	Miliano 27-yard field goal
Austin Peay	3	4	39	1:14	TD	Legaux 5-yard run	at Syracuse	2	8	71	3:23	TD	Kelce 2-yard pass from Legaux
Austin Peay	4	6	61	2:29	TD	Teague 4-yard run	at Syracuse	3	1	24	0:17	TD	Pead 24-yard run
Austin Peay	4	1	11	0:08	TD	Luallen 11-yard run	at Syracuse	3	6	48	2:37	FG	Miliano 22-yard field goal
Austin Peay	4	11	72	6:52	TD	Fearing 14-yard run	at Syracuse	3	6	19	1:57	FG	Miliano 48-yard field goal
							at Syracuse	4	2	70	0:42	TD	Pead 69-yard pass from Pead
at Tennessee	1	3	80	1:36	TD	Pead 65-yard run	Connecticut	1	1	0		TD	Stewart 0-yard fumble recovery
at Tennessee	1	5	80	1:40	TD	Robinson 13-yard pass from Collaros	Connecticut	1	1	15		TD	Frey 15-yard interception return
at Tennessee	3	9	69	3:00	FG	Miliano 23-yard field goal	Connecticut	2	6	58	1:28	TD	Chusum 22-yard pass from Legaux
at Tennessee	4	4	22	1:11	TD	McClung six-yard pass from Collaros	Connecticut	2	15	72	5:47	TD	McClung 13-yard pass from Legaux
							Connecticut	3	9	43	2:30	TD	McClung 31-yard pass from Legaux
Akron	1	9	60	3:19	TD	Pead 1-yard run	vs. Vanderbilt	2	1	69	0:14	TD	Winn 69-yard run
Akron	1	1	54		TD	Bomar 54-yard fumble recovery	vs. Vanderbilt	2	9	56	2:19	TD	McClung 8-yard pass from Collaros
Akron	2	1	36		TD	Battle 36-yard interception return	vs. Vanderbilt	4	12	33	4:05	FG	Miliano 44-yard field goal
Akron	2	5	67	1:19	TD	Collaros 7-yard run	vs. Vanderbilt	4	1	90		TD	Abernathy 90-yard kickoff return
Akron	2	7	40	2:33	TD	Robinson 15-yard pass from Collaros	vs. Vanderbilt	4	3	31	1:23	TD	Pead 12-yard run
Akron	2	5	29	1:54	TD	Winn 3-yard run							
Akron	2	1	53		TD	Cheatham 53-yard interception return							
Akron	3	10	52	4:21	FG	Miliano 47-yard field goal							
Akron	4	5	28	1:47	TD	Poteat 7-yard run							
NC State	1	6	35	2:02	TD	Pead 2-yard run							
NC State	1	7	63	3:04	TD	Collaros 13-yard run							
NC State	2	12	66	4:07	TD	Collaros 10-yard run							
NC State	2	9	54	3:18	FG	Miliano 26-yard field goal							
NC State	3	8	55	2:04	FG	Miliano 48-yard field goal							
NC State	3	8	77	3:33	TD	Pead 25-yard pass from Collaros							
NC State	3	8	86	2:47	TD	Thompkins 4-yard pass from Collaros							
NC State	4	11	62	6:26	FG	Miliano 22-yard field goal							
Miami (OH)	2	2	41	0:30	TD	Kelce 30-yard pass from Collaros							
Miami (OH)	3	4	80	1:16	TD	Pead 3-yard run							
Miami (OH)	3	12	80	4:52	TD	Pead 4-yard run							
Miami (OH)	3	1	17		TD	Schaffer 17-yard fumble recovery							
Louisville	2	4	37	1:19	TD	Woods 26-yard pass from Collaros							
Louisville	3	7	54	3:10	TD	Collaros 1-yard run							
Louisville	4	2	50	0:16	TD	Pead 50-yard run							
Louisville	4	6	40	1:54	FG	Miliano 21-yard field goal							
at USF	1	10	71	4:01	TD	Pead 6-yard pass from Collaros							
at USF	2	10	57	4:35	FG	Miliano 43-yard field goal							
at USF	3	8	80	2:17	TD	Robinson 21-yard pass from Collaros							
at USF	4	5	77	0:57	TD	Collaros 3-yard run							
at USF	4	9	81	3:45	TD	Chisum 30-yard pass from Collaros							
at Pittsburgh	1	7	74	1:32	FG	Miliano 27-yard field goal							
at Pittsburgh	1	6	37	2:25	FG	Miliano 40-yard field goal							
at Pittsburgh	2	12	85	4:50	TD	Collaros 7-yard run							
at Pittsburgh	3	13	68	5:26	FG	Miliano 32-yard field goal							
at Pittsburgh	3	3	27	0:56	TD	Collaros 3-yard run							
at Pittsburgh	4	4	2	0:20	FG	Miliano 41-yard field goal							

DRIVES SUMMARY

AVERAGE SCORING DRIVE/PLAY STATS

Plays: 8.2 per drive; Yards: 54.1 per drive; Avg. Drive Time: 2:44
65 scoring drives, 534 plays, 3,516 yards, 9,537 seconds

HIGHS/LOWS

Longest drive (time):

6:52 vs. Austin Peay (11 plays, 72 yards, Fearing 14-yard run)

Shortest drive (time):

0:06 vs. Austin Peay (1 play, 11 yards, Luallen 11-yard run)

Longest drive (yards):

95 yards vs. Austin Peay (14 plays, 95 yards, Woods 34-yard pass from Collaros)

Shortest drive (yards):

2 yards at Pittsburgh (4 plays, 2 yards, Miliano 41-yard field goal)

DRIVE START SUMMARY

Obtained	No.	Own Avg.	No.	Opp Avg.
Kickoff.....	59.....	29.3.....	86.....	25.3
Punt.....	80.....	31.9.....	64.....	23.7
Field goal.....	5.....	24.2.....	8.....	22.5
Fumble.....	17.....	64.7.....	7.....	62.4
Interception.....	16.....	61.6.....	14.....	43.4
Downs.....	8.....	38.2.....	7.....	37.1
ALL DRIVES.....	185.....	36.7.....	186.....	27.8

2012 UNIVERSITY OF CINCINNATI FOOTBALL

GAME 1 • SEPT. 3, 2011 • NIPPERT STADIUM • CINCINNATI, OHIO • ATT.: 23,282



Austin Peay

10

Cincinnati

72

CINCINNATI (AP) - Isaiah Pead ran for Cincinnati's first two touchdowns, and Zach Collaros threw for the next four—all in the first half—leading the Bearcats to a 72-10 victory over Austin Peay.

The Bearcats dominated, scoring the third-most points in their history.

Cincinnati scored on six of its seven first-half possessions. Pead ran 40 yards for a touchdown on the Bearcats' first play. He also scored on a 13-yard run and finished with 87 yards.

Collaros, the Big East's top returning passer, played only the first half and was 12 of 19 for 134 yards. His 34-yard pass to D.J. Woods completed a 95-yard drive in the second quarter. Collaros also threw a pair of touchdown passes to Anthony McClung in the last 39 seconds of the first half for a 41-0 lead.

Their opener in head coach Butch Jones' second season was much better, though played in front of a crowd of 23,282. Last year, they went to Fresno State and got beat 28-14 in 94-degree heat, wearing down as the game went along. No such problems on Saturday in 93-degree weather against an overmatched opponent.

Cincinnati won the coin toss, and freshman Ralph David Abernathy IV returned the kickoff 60 yards. On the Bearcats' first play, Collaros handed off to Pead and threw a downfield block on safety Amius Smith, opening the way for the Big East's top returning runner to go 40 yards untouched.

The Bearcats had a 14-play, 95-yard drive in the second quarter that left the Governors' defense running on fumes. Collaros threw a 34-yard pass to D.J. Woods, who ran past cornerback Sheldon Wade to make the catch for a 27-0 lead.

Collaros threw a 39-yard touchdown pass to McClung with 39 seconds left, and Cincinnati recovered a fumble on the kickoff. Austin Peay dropped seven defenders into pass coverage, but Collaros found McClung wide open in the middle of the field for a 29-yard touchdown that made it 41-0.

Cincinnati went with its reserves in the second half.

SCORE BY QUARTERS

	1	2	3	4	F
Austin Peay	0	0	3	7	- 10
Cincinnati	20	21	10	21	- 72

SCORING SUMMARY

QTR	TIME	TEAM	SCORING PLAY	DRIVE; TIME
1st	14:42	CIN	Pead 40 yd run (Miliano kick failed)	1-40, 0:18
	08:38	CIN	Pead 13 yd run (Miliano kick)	7-48, 1:24
	02:23	CIN	Thompkins 13 yd pass from Collaros (Miliano kick)	4-36, 1:09
2nd	10:31	CIN	Woods 34 yd pass from Collaros (Miliano kick)	14-95, 5:01
	00:39	CIN	McClung 8 yd pass from Collaros (Miliano kick)	10-78, 4:00
	00:09	CIN	McClung 29 yd pass from Collaros (Miliano kick)	3-25, 0:18
3rd	10:47	CIN	Miliano 39 yd field goal	6-22, 2:14
	07:05	CIN	Legaux 5 yd run (Miliano kick)	4-39, 1:14
	01:10	APSU	Stansell 21 yd field goal	11-71, 5:51
4th	13:34	CIN	Teague 4 yd run (Miliano kick)	6-61, 2:29
	12:16	CIN	Luallen 11 yd run (Popham kick)	1-11, 0:06
	08:06	APSU	Kitts 8 yd run (Stansell kick)	8-71, 4:05
	01:10	CIN	Fearing 14 yd run (Popham kick)	11-72, 6:52

TEAM STATISTICS

	APSU	UC
FIRST DOWNS	16	32
RUSHES-YARDS (NET)	35-128	49-387
PASSING YDS (NET)	149	174
Passes Att-Comp-Int	23-16-2	22-14-0
TOTAL OFF. (PLAYS-YDS.)	58-277	71-561
Fumble Returns-Yards	0-0	0-0
Punt Returns-Yards	0-0	2-6
Kickoff Returns-Yards	10-197	3-96
Interception Returns-Yards	0-0	2-32
Punts (Number-Avg)	4-36.8	0-0.0
Fumbles-Lost	3-3	0-0
Penalties-Yards	8-58	3-23
Possession Time	33:02	26:58
Third-Down Conversions	2 of 10	5 of 9
Fourth-Down Conversions	1 of 1	2 of 3
Red-Zone Scores-Chances	2-2	7-7
Sacks By: Number-Yards	0-0	2-14

INDIVIDUAL STATISTICS

RUSHING: Austin Peay-KITTS, Wesley 9-65; WHITE, Ryan 21-65; TUCKER, Cody 2-7; HOWELL, Tee 1-minus 1; RYAN, Jake 2-minus 8. Cincinnati-PEAD, Isaiah 7-87; FEARING, Adam 6-43; LEGAUX, Munchie 5-36; LUALLAN, Jordan 4-36; WINN, George 6-33; POTEAT, Jameel 4-30; ABERNATHY, RD 4-26; COLLAROS, Zach 5-25; WOODS, DJ 1-24; KAY, Brendon 3-22; TEAGUE, Akise 2-13; KING, Anthony 2-12.

PASSING: Austin Peay-RYAN, Jake 16-23-2-149. Cincinnati-COLLAROS, Zach 12-19-0-134; LEGAUX, Munchie 2-3-0-40.

RECEIVING: Austin Peay-STARK, Devin 4-61; ADAMS, Ashlon 4-26; EMBRY, Jamaar 2-18; THOMAS, Scott 2-13; HOWELL, Tee 1-12; WHITE, Ryan 1-8; TUCKER, Cody 1-7; TEETER, Delton 1-4. Cincinnati-WOODS, DJ 4-59; MCCLUNG, A. 3-48; THOMPkins, K. 2-20; CHISUM, Alex 1-25; MILLIGAN, Danny 1-15; PEAD, Isaiah 1-10; WASHINGTON, S. 1-1; ABERNATHY, RD 1-minus 4.

GAME 2 • SEPT. 10, 2011 • NEYLAND STADIUM • KNOXVILLE, TENN. • ATT.: 94,207



Cincinnati

23

Tennessee

45

KNOXVILLE, Tenn. - The University of Cincinnati football team fell to University of Tennessee 45-23 Saturday before a Neyland Stadium crowd of 94,207.

After Cincinnati tied the score 14-14 midway through the first quarter, Tennessee produced 21 straight points to build a lead the Bearcats were unable to overcome.

Cincinnati halfback Isaiah Pead rushed for 155 yards on 14 carries to lead the Bearcats attack. Senior quarterback Zach Collaros went 21-34 for 230 yards and two touchdowns. Senior receiver D.J. Woods had a team-high nine receptions for 111 yards. Junior receiver Kenbrell Thompkins, a one-time Volunteer signee, recorded career highs in catches (four) and receiving yards (58).

On the opening possession of the game, the Bearcats needed just three plays to score after Pead took his first carry down the right sideline for a 65-yard touchdown.

Tennessee responded with a seven-play scoring drive on their first possession, punctuated by a two-yard TD run by tailback Marlin Lane that tied the score 7-7 with 9:53 remaining in the first quarter.

Volunteers place kicker Michael Palardy recovered his own on-side kick on the ensuing kickoff to give Tennessee possession. Four plays later, Bray threw a 33-yard streak down the left sideline to sophomore receiver Justin Hunter for a touchdown.

Trailing 14-7, Cincinnati went on a five-play, 80-yard drive that ended with a Collaros touchdown pass to tight end Adrien Robinson, tying the score 14-14 with 6:38 left in the first quarter.

Cincinnati made the first defensive stop of the game after senior defensive back Dominique Battle forced Lane to fumble, which was recovered by UC linebacker Ben Pooler at the Bearcats 28-yard line. Cincinnati could not capitalize on the turnover and punted for the first time for either team on its third possession.

Through the first quarter both teams combined for 342 yards, including Pead's 104 yards rushing on five attempts, his sixth career 100-yard performance.

SCORE BY QUARTERS

	1	2	3	4	F
Cincinnati	14	0	3	6	- 23
Tennessee	14	14	14	3	- 45

SCORING SUMMARY

QTR	TIME	TEAM	SCORING PLAY	DRIVE; TIME
1st	13:24	CIN	Pead 65 yd run (Miliano kick)	3-80; 1:36
	09:53	UT	Lane 2 yd run (Palardy kick)	7-73; 3:25
	08:08	UT	Hunter 33 yd pass from Bray (Palardy kick)	5-59; 1:45
	06:28	CIN	Robinson 13 yd pass from Collaros (Miliano kick)	5-80; 1:40
2nd	13:20	UT	Rogers 11 yd pass from Bray (Palardy kick)	7-80; 2:23
	01:15	UT	Rogers 15 yd pass from Bray (Palardy kick)	9-53; 3:47
3rd	10:16	UT	Bray 1 yd run (Palardy kick)	10-70; 4:30
	07:09	CIN	Miliano 23 yd field goal	9-69; 3:00
	01:24	UT	Rogers 16 yd pass from Bray (Palardy kick)	11-71; 5:41
4th	08:46	CIN	McClung 6 yd pass from Collaros (Collaros pass failed)	4-22; 1:11
	01:44	UT	Palardy, M. 37 yd field goal	11-40; 7:02

TEAM STATISTICS

	UC	UT
FIRST DOWNS	18	34
RUSHES-YARDS (NET)	26-166	35-126
PASSING YDS (NET)	230	405
Passes Att-Comp-Int	34-21-0	41-34-0
TOTAL OFF. (PLAYS-YDS.)	60-396	76-531
Fumble Returns-Yards	0-0	0-0
Punt Returns-Yards	0-0	1-0
Kickoff Returns-Yards	5-85	4-88
Interception Returns-Yards	0-0	0-0
Punts (Number-Avg)	3-42.0	1-35.0
Fumbles-Lost	2-0	2-2
Penalties-Yards	4-40	7-63
Possession Time	22:37	37:23
Third-Down Conversions	5 of 12	10 of 13
Fourth-Down Conversions	0 of 2	0 of 0
Red-Zone Scores-Chances	3-3	6-6
Sacks By: Number-Yards	0-0	2-17

INDIVIDUAL STATISTICS

RUSHING: Cincinnati-PEAD, Isaiah 14-155; POTEAT, Jameel 4-9; COLLAROS, Zach 7-1; WINN, George 1-1. Tennessee-Poole, T. 21-101; Lane, M. 8-16; Neal, R. 3-10; Bray, T. 2-3; Rogers, D. 1-minus 4.

PASSING: Cincinnati-COLLAROS, Zach 21-34-0-230. Tennessee-Bray, T. 34-41-0-405.

RECEIVING: Cincinnati-WOODS, DJ 9-111; MCCLUNG, A. 5-33; THOMPkins, K. 4-58; PEAD, Isaiah 2-15; ROBINSON, A. 1-13. Tennessee-Hunter, J. 10-156; Rogers, D. 10-100; Rivera, M. 6-54; Poole, T. 3-30; Downs, B. 2-32; Rogers, Z. 2-25; Bartholomew, B. 1-8.

GAME 3 • SEPT. 17, 2011 • NIPPERT STADIUM • CINCINNATI, OHIO • ATT.: 24,991

**Akron****14****Cincinnati****59**

CINCINNATI - Following a stellar performance by the defense, the University of Cincinnati football team defeated Akron 59-14 at Nippert Stadium. Wide receiver DJ Woods led the offense with two catches for 62 yards, while linebacker Clemente Casseus paced the defense with five tackles.

Zach Collaros was 10-of-16 for 157 yards as one of four quarterbacks who saw action.

The Bearcats got off to a quick start with the help of senior running back Isaiah Pead, who touched the ball multiple times before capping a nine-play, 60-yard drive with a one-yard rushing touchdown. It marked the third-straight game he recorded a rushing touchdown and was the third-consecutive game UC scored on its opening drive.

Derek Wolfe got to UA quarterback Clayton Moore, knocking the ball loose and springing Maalik Bomar to run it back 54 yards for a touchdown with 8:21 remaining in the first.

On Akron's second possession, senior defensive back Dominique Battle intercepted a pass from Moore and scored his first-career touchdown on a 36-yard run, giving Cincinnati the 21-0 advantage.

After the Zips were forced to punt, the Bearcats marched down the field, yet again, on its next drive, which was highlighted by a 50-yard reception by senior wide receiver DJ Woods. Collaros pitched in another rushing touchdown - his first of the season - to make the score 28-0.

The defense recorded its third touchdown of the day when Camerron Cheatham picked off Moore and ran it back 53 yards to make the score 49-0 heading into the locker room.

Akron threatened to score on the opening drive of the second half, but Deven Drane denied any Zips' points by catching his first-career interception in the end zone with 10:38 left on the clock.

Following a field goal by freshman kicker Tony Miliano, the two teams traded two possessions each before freshman running back Jameel Poteat ran in his first-career touchdown - a seven-yard rush - to make the score 59-0.

SCORE BY QUARTERS

	1	2	3	4	F
Akron	0	0	0	14	- 14
Cincinnati	14	35	3	7	- 59

SCORING SUMMARY

QTR	TIME	TEAM	SCORING PLAY	DRIVE; TIME
1st	11:41	CIN	Pead 1 yd run (Miliano kick)	9-60; 3:19
	08:21	CIN	Bomar 54 yd fumble recovery (Miliano kick)	
2nd	14:51	CIN	Battle 36 yd interception return (Miliano kick)	
	11:40	CIN	Collaros 7 yd run (Miliano kick)	5-67; 1:19
	07:56	CIN	Robinson 15 yd pass from Collaros (Miliano kick)	7-40; 2:33
	04:54	CIN	Winn 3 yd run (Miliano kick)	5-29; 1:44
	01:41	CIN	Cheatham 53 yd interception return (Miliano kick)	
3rd	06:17	CIN	Miliano 47 yd field goal	10-52; 4:21
4th	14:26	CIN	Poteat 7 yd run (Popham kick)	5-28 1:47
	13:37	AKRON	Sconiers 51 yd pass from Moore (Marchese kick)	2-60; 0:49
	00:50	AKRON	Price 11 yd pass from Moore (Marchese kick)	7-46; 1:12

TEAM STATISTICS

	UA	UC
FIRST DOWNS	17	20
RUSHES-YARDS (NET)	34-129	45-164
PASSING YDS (NET)	220	178
Passes Att-Comp-Int	36-17-4	21-13-0
TOTAL OFF. (PLAYS-YDS)	70-349	66-342
Fumble Returns-Yards	0-0	1-54
Punt Returns-Yards	0-0	3-52
Kickoff Returns-Yards	8-161	2-39
Interception Returns-Yards	0-0	4-103
Punts (Number-Avg)	6-40.0	3-41.0
Fumbles-Lost	3-2	1-1
Penalties-Yards	9-78	4-45
Possession Time	30:15	29:45
Third-Down Conversions	3 of 14	6 of 11
Fourth-Down Conversions	1 of 1	0 of 0
Red-Zone Scores-Chances	1-2	5-5
Sacks By: Number-Yards	0-0	3-25

INDIVIDUAL STATISTICS

RUSHING: Akron-CHISHOLM, Jawon 25-133; ALEXANDER, Brod 1-7; ROSSI, Nick 2-4; BOSTICK, Karl 2-3; MOORE, Clayton 4-minus 18. Cincinnati-POTEAT, Jameel 10-55; TEAGUE, Akise 6-29; WINN, George 3-17; LUJALLEN, Jordan 5-17; COLLAROS, Zach 2-15; PEAD, Isaiah 6-15; ABERNATHY, RD 4-11; FEARING, Adam 1-3; LEGAUX, Munchie 3-2; KING, Anthony 5-0.

PASSING: Akron-MOORE, Clayton 16-30-3-213; NICELY, Patrick 1-6-1-7. Cincinnati-COLLAROS, Zach 10-16-0-157; LEGAUX, Munchie 3-4-0-21; LUJALLEN, Jordan 0-1-0-0.

RECEIVING: Akron-SCONIER, Keith 7-137; PRICE, A.J. 3-34; SUEL, Marquelo 3-17; DILLARD, Jerrod 2-15; CHISHOLM, Jawon 1-14; RITOSSA, Anthon 1-3. Cincinnati-MCCLUNG, A. 3-42; THOMPSON, K. 3-26; WOODS, DJ 2-62; WASHINGTON, S. 2-13; ROBINSON, A. 1-15; WOODARD, Orion 1-12; CHISUM, Alex 1-8.

GAME 4 • SEPT. 22, 2011 • NIPPERT STADIUM • CINCINNATI, OHIO • ATT.: 28,431

**NC State****14****Cincinnati****44**

CINCINNATI - After a dominating defensive performance, the University of Cincinnati football team (3-1) defeated the NC State Wolfpack (2-2), 44-14, at Nippert Stadium.

Two of UC's touchdowns came from takeaways, while the defensive held NCSU to -26 rushing yards. Isaiah Pead lit up the offense, recording his second 100-yard rushing game of the season with 167 yards, while Zach Collaros went 25-of-34 for 263 yards and two touchdowns, in addition to two rushing touchdowns.

Following one scoreless possession each, Pat O'Donnell kicked a 76-yard punt - the second longest in Bearcat history - pinning the ball at NC State's 3-yard line. Just as the Wolfpack was gaining yardage, Drew Frey made his first pick of the year, which eventually allowed Pead to continue his streak, putting Cincinnati's first points on the board for the fourth-consecutive game.

Kenbrell Thompkins converted a third-and-17 situation with a 44-yard reception and the Bearcats found themselves in the endzone a second time to give the hosts the 14-0 lead with 8:34 remaining in the first quarter.

JK Schaffer continued the defensive domination when he grabbed an interception with one minute remaining in the first quarter and then, as if by second nature, Collaros and company brought it in for another touchdown to make it 21-0.

Later on, Tony Miliano capped a nine-play, 54-yard drive with a 26-yard field goal to give Cincinnati the 24-7 edge heading into the locker room.

UC didn't show any signs of letting up in the second half, as sophomore wide receiver Anthony McClung single-handedly gave the Bearcats 57 yards on the drive and allowed for a 48-yard field goal by Miliano to increase the lead, 27-7.

After a scoreless NCSU drive, Cincinnati began its longest drive of the evening, which was highlighted by a 25-yard touchdown pass to Pead.

SCORE BY QUARTERS

	1	2	3	4	F
NC State	0	7	7	0	- 14
Cincinnati	14	10	17	3	- 44

SCORING SUMMARY

QTR	TIME	TEAM	SCORING PLAY	DRIVE; TIME
1st	08:39	CIN	Pead 2 yd run (Miliano kick)	6-35; 2:02
	04:07	CIN	Collaros 13 yd run (Miliano kick)	7-63; 3:04
2nd	11:52	CIN	Collaros 10 yd run (Miliano kick)	12-66; 4:07
	04:30	ST	Graham 87 yd pass from Glennon (Sade kick)	3-96; 1:11
	01:06	CIN	Miliano 26 yd field goal	9-54; 3:18
3rd	12:51	CIN	Miliano 48 yd field goal	8-55; 2:04
	07:16	CIN	Pead 25 yd pass from Collaros (Miliano kick)	8-77; 3:33
	04:13	ST	Graham 49 yd pass from Glennon (Sade kick)	6-67; 2:57
	01:26	CIN	Thompkins 4 yd pass from Collaros (Miliano kick)	8-86; 2:47
4th	07:20	CIN	Miliano 22 yd field goal	11-62; 6:26

TEAM STATISTICS

	ST	UC
FIRST DOWNS	13	24
RUSHES-YARDS (NET)	22--26	46-240
PASSING YDS (NET)	348	263
Passes Att-Comp-Int	40-28-2	34-25-1
TOTAL OFF. (PLAYS-YDS)	62-322	80-503
Fumble Returns-Yards	0-0	0-0
Punt Returns-Yards	1-6	2-4
Kickoff Returns-Yards	7-160	3-49
Interception Returns-Yards	1--1	2-16
Punts (Number-Avg)	6-42.5	3-59.7
Fumbles-Lost	2-1	2-0
Penalties-Yards	6-40	3-35
Possession Time	26:04	33:56
Third-Down Conversions	6 of 16	9 of 16
Fourth-Down Conversions	0 of 2	0 of 0
Red-Zone Scores-Chances	0-0	7-8
Sacks By: Number-Yards	1-8	6-33

INDIVIDUAL STATISTICS

RUSHING: NC State-Underwood, C. 6-6; Creecy, T. 2-minus 1; Washington, J. 4-minus 1; Brosius, T. 1-minus 7; Glennon, M. 8-minus 11; TEAM 1-minus 12. Cincinnati-PEAD, Isaiah 27-167; COLLAROS, Zach 9-52; WINN, George 6-20; POTEAT, Jameel 2-9; TEAM 1-minus 2; ABERNATHY, RD 1-minus 6.

PASSING: NC State-Glennon, M. 25-36-2-334; Brosius, T. 3-4-0-14. Cincinnati-COLLAROS, Zach 25-34-1-263.

RECEIVING: NC State-Graham, T. 7-176; Washington, J. 7-46; Smith, J. 4-37; Underwood, B. 2-32; Underwood, C. 2-21; Bryan, G. 2-19; Howard, S. 2-8; Payton, Q. 1-9; Purvis, T. 1-0. Cincinnati-MCCLUNG, A. 6-94; WOODS, DJ 6-22; THOMPSON, K. 5-72; PEAD, Isaiah 3-24; CHISUM, Alex 2-30; KELCE, Travis 2-19; ROBINSON, A. 1-2.

2012 UNIVERSITY OF CINCINNATI FOOTBALL

GAME 5 • OCT. 1, 2011 • YAGER STADIUM • OXFORD, OHIO • ATT.: 16,408



Cincinnati

27

Miami (OH)

0

OXFORD, Ohio - Isaiah Pead ran for a pair of touchdowns, and Cincinnati's dominating defense opened the second half with a goal-line stand that set up a 27-0 victory over Miami of Ohio.

Cincinnati (4-1) has won the last six games in the nation's oldest nonconference rivalry, played 116 times since 1888. The Bearcats' defense made this one a reference point--Cincinnati's first shutout in Oxford since a 22-0 victory in 1898.

The Bearcats overcame a season-high four turnovers, including Zach Collaros' two end-zone interceptions and his fumble at the Miami 12-yard line. Collaros was 16 of 30 for 251 yards and scrambled 15 times for 89 yards against a defense that emphasized pass coverage.

It was Cincinnati's first shutout since a 31-0 win over Eastern Kentucky on Sept. 2, 2006. The Bearcats' last shutout in the rivalry--played for the "Victory Bell" traveling trophy--was 17-0 in Cincinnati. Miami finished with minus-3 yards on 38 rushes. Miami hadn't been shut out at home since 1983, the year Yager Stadium opened.

Cincinnati's defense opened the second half with a goal-line stand that crushed Miami's chances of a comeback. Zac Dysert surprised Cincinnati with a 66-yard pass down the middle to Nick Harwell, who was tackled at the 1-yard line by safety Drew Frey. After two runs lost a yard, Harwell was called for pushing off to get open on a catch in the end zone. Mason Krynski hooked a 34-yard field goal try, starting a celebration on the Bearcats sideline.

Three plays later, Collaros completed a 72-yard pass to tight end Adrien Robinson, who made a juggling at-the-knees catch while safety Pat Hinkle interfered with him. Pead's 3-yard run made it 13-0.

Cincinnati then put it away with two touchdowns in an 89-second span. Pead scored on a 4-yard dive, and linebacker J.K. Schaffer returned the ball 17 yards for a touchdown off a bad snap on a punt attempt for a 27-0 lead late in the third quarter.

SCORE BY QUARTERS

	1	2	3	4	F
Cincinnati	0	6	21	0	- 27
Miami (OH)	0	0	0	0	- 0

SCORING SUMMARY

QTR	TIME	TEAM	SCORING PLAY	DRIVE; TIME
2nd	06:08	CIN	Kelce 30 yd pass from Collaros (Miliano kick failed)	2-41; 0:30
3rd	11:40	CIN	Pead 3 yd run (Miliano kick)	4-80; 1:16
	02:02	CIN	Pead 4 yd run (Miliano kick)	12-80; 4:52
	00:33	CIN	Schaffer 17 yd fumble recovery (Miliano kick)	

TEAM STATISTICS

	UC	MU
FIRST DOWNS	19	14
RUSHES-YARDS (NET)	40-147	38--3
PASSING YDS (NET)	251	267
Passes Att-Comp-Int	30-16-2	35-21-1
TOTAL OFF. (PLAYS-YDS.)	70-398	73-264
Fumble Returns-Yards	1-17	0-0
Punt Returns-Yards	4-36	4-14
Kickoff Returns-Yards	1-29	4-56
Interception Returns-Yards	1-43	2-0
Punts (Number-Avg)	7-42.4	11-33.1
Fumbles-Lost	2-2	2-1
Penalties-Yards	5-40	8-105
Possession Time	29:50	30:10
Third-Down Conversions	7 of 16	3 of 17
Fourth-Down Conversions	0 of 0	0 of 2
Red-Zone Scores-Chances	2-5	0-1
Sacks By: Number-Yards	5-47	3-18

INDIVIDUAL STATISTICS

RUSHING: Cincinnati-COLLAROS, Zach 15-89; PEAD, Isaiah 18-49; POTEAT, Jameel 3-5; WOODS, DJ 1-3; ABERNATHY, RD 3-1. Miami (OH)-FINKLEA, Erik 12-18; DUPUY, C. 5-15; JONES, Tyrone 5-14; HARWELL, Nick 1-minus 6; BOUCHER, Austin 2-minus 7; GREEN, Dan 2-minus 8; DYSERT, Zac 10-minus 14; TEAM 1-minus 15.

PASSING: Cincinnati-COLLAROS, Zach 16-30-2-251. Miami (OH)-DYSERT, Zac 19-33-1-252; BOUCHER, Austin 2-2-0-15.

RECEIVING: Cincinnati-MCCLUNG, A. 6-64; THOMPSON, K. 5-73; PEAD, Isaiah 2-5; ROBINSON, A. 1-72; KELCE, Travis 1-30; WINN, George 1-7. Miami (OH)-HARWELL, Nick 6-149; DUPUY, C. 6-31; FRAZIER, David 4-45; CRUSE, Andy 4-32; WURZELBACHER, J 1-10.

GAME 6 • OCT. 15, 2011 • PAUL BROWN STADIUM • CINCINNATI, OHIO • ATT.: 40,971



Louisville

16

Cincinnati

25

CINCINNATI - The University of Cincinnati beat the Louisville Cardinals 25-16 at Paul Brown Stadium to win the Battle for the Keg of Nails for the fourth-straight year. It was a career-high day for senior defensive lineman Derek Wolfe, who had a career-best in tackles (11) and tackles for loss (2.5) in front of 40,971 fans for homecoming weekend - the third largest home crowd in UC history.

The windy field conditions provided a battle of its own for senior quarterback Zach Collaros, who went 18-of-26 for 152 yards and relied heavily on senior running back Isaiah Pead, who finished with 20 carries for 153 yards - his eighth career 100-plus rushing game. Collaros pitched in an additional 22 yards on 13 rushes.

The UC offense got off to a slow start, but the defense managed to hold the Cardinals to two field goals to make the score 6-0 after the first 15 minutes.

After a scoreless 10 minutes to start the second quarter, UC forced Louisville to a three-and-out on its own seven-yard line. The Bearcats got the ball back in UofL's territory, where it began its first productive drive of the afternoon - a four-play, 37-yard scoring drive capped with a 26-yard touchdown pass to Woods to give the Bearcats the 7-6 lead with five minutes left in the half.

Cincinnati's offense began clicking on all cylinders as they marched 53 yards down the field to UofL's one-yard line. Faced with a fourth-and-goal situation, Collaros ran it for the touchdown to pull within two of the guests, 16-14, after three.

Cincinnati wasted no time adding points, this time in way of Pead, who ran 50 yards to the endzone to make it his sixth-straight game with a rushing touchdown. Following the 16-second drive, senior tight end Adrien Robinson caught a two-point conversion pass to make it, 22-16, with 12:13 remaining.

Freshman kicker Tony Miliano tacked on an 21-yard field goal in the final minutes to make the final score 25-16.

SCORE BY QUARTERS

	1	2	3	4	F
Louisville	6	10	0	0	- 16
Cincinnati	0	7	7	11	- 25

SCORING SUMMARY

QTR	TIME	TEAM	SCORING PLAY	DRIVE; TIME
1st	07:47	LOU	Philpott 42 yd field goal	11-55; 5:13
	01:41	LOU	Philpott 51 yd field goal	5-15; 2:46
2nd	05:01	CIN	Woods 26 yd pass from Collaros (Miliano kick)	4-37; 1:19
	02:54	LOU	Philpott 18 yd field goal	7-67; 2:00
	00:06	LOU	Evans 63 yd interception return (Philpott kick)	
3rd	04:41	CIN	Collaros 1 yd run (Miliano kick)	7-54; 3:10
4th	12:19	CIN	Pead 50 yd run (Robinson pass from Collaros)	2-50; 0:16
	01:21	CIN	Miliano 21 yd field goal	6-40; 1:44

TEAM STATISTICS

	UofL	UC
FIRST DOWNS	13	16
RUSHES-YARDS (NET)	33-70	36-178
PASSING YDS (NET)	201	152
Passes Att-Comp-Int	32-19-1	26-18-1
TOTAL OFF. (PLAYS-YDS.)	65-271	62-330
Fumble Returns-Yards	0-0	0-0
Punt Returns-Yards	1-2	3-0
Kickoff Returns-Yards	4-85	3-50
Interception Returns-Yards	1-63	1-6
Punts (Number-Avg)	6-35.2	7-39.3
Fumbles-Lost	0-0	4-0
Penalties-Yards	6-44	4-37
Possession Time	33:33	26:27
Third-Down Conversions	4 of 16	4 of 14
Fourth-Down Conversions	1 of 2	1 of 1
Red-Zone Scores-Chances	1-1	2-2
Sacks By: Number-Yards	3-17	4-20

INDIVIDUAL STATISTICS

RUSHING: Louisville-BROWN, D. 17-41; WRIGHT, Jeremy 6-25; STEIN, Will 1-2; BRIDGEWATER, T. 9-2. Cincinnati-PEAD, Isaiah 20-151; COLLAROS, Zach 13-22; LUALLAN, Jordan 1-5; WOODS, DJ 1-2; TEAM 1-minus 2.

PASSING: Louisville-BRIDGEWATER, T. 17-28-1-195; STEIN, Will 2-4-0-6. Cincinnati-COLLAROS, Zach 18-26-1-152.

RECEIVING: Louisville-ROGERS, Eli 7-106; HARRIS, M. 4-39; CHICHESTER, J. 3-27; NORD, Nate 2-22; DAVIS, Jarrett 1-5; MCGRIFF-CULVER 1-2; BROWN, D. 1-0. Cincinnati-THOMPSON, K. 5-25; CHISUM, Alex 4-40; PEAD, Isaiah 3-4; MCCLUNG, A. 2-43; WOODS, DJ 2-30; KELCE, Travis 2-10.

GAME 7 • OCT. 22, 2011 • RAYMOND JAMES STADIUM • TAMPA, FLA. • ATT.: 44,248

GAME 8 • NOV. 5, 2011 • HEINZ FIELD • PITTSBURGH, PA. • ATT.: 49,362



Cincinnati

37

USF

34

TAMPA, Fla. - Zach Collaros threw for three touchdowns and ran for two fourth-quarter scores, helping Cincinnati come from behind in the closing minutes Saturday to stay atop the BIG EAST Conference standings with a 37-34 victory over South Florida.

The senior quarterback finished a seven-play, 70-yard game-winning drive with a 2-yard TD run with 12 seconds remaining. Collaros also scored on a 3-yard run and threw a 30-yard TD pass to Alex Chisum to help Cincinnati (6-1, 2-0) wipe out a 10-point deficit early in the final quarter and finished 26 of 41 passing for 389 yards.

B.J. Daniels threw for 409 yards and three TDs for South Florida (4-3, 0-3). His 10-yard scoring pass to Andre Davis put the Bulls ahead 34-30 with 1:27 remaining.

However, that was more than enough time for Collaros to pull out Cincinnati's fifth straight win.

Collaros threw TD passes of 6 yards to Isaiah Pead and 21 yards to Adrien Robinson in addition to his fourth quarter throw to Chisum, who made a leaping catch before tumbling in the end zone. Kenbrell Thompkins had six receptions for 114 yards, including a 33-yarder that helped the Bearcats get into position for the winning score.

Daniels' scoring throw to Griffin finished a 10-play, 80-yard drive and was the first offensive touchdown allowed by Cincinnati's defense in 10 quarters. Murray's TD on the opening drive of the second half gave the Bulls a short-lived 17-10 lead that Collaros erased with a six-play, 80-yard march that Thompkins kept alive with a 39-yard reception on third-and-2 from the Bearcats 40.

South Florida regained the lead on Bonani's second field goal of the game. Daniels, who completed 31 of 47 passes, put the Bulls up 27-17 with his TD pass to Shields late in the third quarter.

Collaros was 4 of 6 for 69 yards on the winning drive. Thompkins' 33-yard reception gave the Bearcats a first down at the South Florida 22. Collaros also threw 21 yards to Anthony McClung on the march.



Cincinnati

26

Pittsburgh

23

PITTSBURGH, Pa. - Butch Jones' rebuilding plan at Cincinnati is ahead of schedule. Way ahead. Zach Collaros threw for 214 yards and ran for two touchdowns as the Bearcats took firm control of the Big East race with a 26-23 win over Pittsburgh on Saturday.

Isaiah Pead rushed for 118 yards and Tony Miliano kicked four field goals for Cincinnati (7-1, 3-0 Big East), which won its sixth straight to take a major step toward winning the program's third conference title in four years.

Not bad for a program picked to finish fifth in the league in the preseason. Seems like a long time ago now.

Cincinnati appeared to be in serious trouble after the Panthers took a 23-13 lead midway early in the third quarter on Tino Sunseri's 4-yard toss to tight end Hubie Graham.

Yet Cincinnati rallied doing what it's done all season: Forcing opponents into careless turnovers and turning them into points.

Pitt led by a touchdown late in the third quarter when Sunseri appeared to scramble for a first down. The ball popped out, however, and the Bearcats recovered at the Pitt 27. Cincinnati needed just three plays to tie it at 23, with Collaros plunging over from 3 yards out for his second touchdown of the game.

It took the Bearcats all of three plays to get it back again. Sunseri tried to throw the ball in double coverage and instead it wound up deflecting into the hands of Camerron Cheatham, who returned it to the Pitt 26.

The pick led to Miliano's fourth field goal of the game, and the Bearcats held on. Barely.

The Panthers had one last chance as Sunseri frantically drove them from the Pitt 11 to the Cincinnati 33 with 14 seconds remaining. Harper came on to send the game to overtime. His 50-yarder never had a chance, sailing wide right and sending the Bearcats storming onto the field.

SCORE BY QUARTERS

	1	2	3	4	F
Cincinnati	7	3	7	20	- 37
USF	7	3	17	7	- 34

SCORING SUMMARY

QTR	TIME	TEAM	SCORING PLAY	DRIVE; TIME
1st	06:22	USF	Griffin 14 yd pass from Daniels (Bonani kick)	10-80; 3:20
	02:21	CIN	Pead 6 yd pass from Collaros (Miliano kick)	10-71; 4:01
2nd	09:05	CIN	Miliano 43 yd field goal	10-57; 3:28
	00:00	USF	Bonani 20 yd field goal	8-62; 1:15
3rd	09:50	USF	Murray 1 yd run (Bonani kick)	12-88; 5:10
	07:33	CIN	Robinson 21 yd pass from Collaros (Miliano kick)	6-80; 2:17
	03:03	USF	Bonani 40 yd field goal	8-29; 2:39
	00:16	USF	Shields 17 yd pass from Daniels (Bonani kick)	2-17; 0:34
4th	14:19	CIN	Collaros 3 yd run (Miliano kick)	5-77; 0:57
	09:13	CIN	Chisum 30 yd pass from Collaros (Miliano kick blocked)	9-81; 3:45
	01:27	USF	Davis 10 yd pass from Daniels (Bonani kick)	6-83; 2:10
	00:12	CIN	Collaros 2 yd run (Miliano kick)	7-70; 1:15

SCORE BY QUARTERS

	1	2	3	4	F
No. 23/22 Cincinnati	6	7	10	3	- 26
Pittsburgh	3	13	7	0	- 23

SCORING SUMMARY

QTR	TIME	TEAM	SCORING PLAY	DRIVE; TIME
1st	13:28	CIN	Miliano 27 yd field goal	7-74; 1:32
	09:48	PITT	Harper 52 yd field goal	9-31; 3:40
	07:23	CIN	Miliano 40 yd field goal	6-37; 2:25
2nd	11:00	PITT	Harper 24 yd field goal	11-70; 4:28
	10:35	PITT	Sunseri 4 yd run (Harper kick)	1-4; 0:06
	05:45	CIN	Collaros 7 yd run (Miliano kick)	12-85; 4:50
	01:08	PITT	Harper 42 yd field goal	11-61; 4:37
3rd	13:21	PITT	Graham 4 yd pass from Sunseri (Harper kick)	5-60; 1:39
	03:57	CIN	Miliano 32 yd field goal	13-68; 5:26
	01:48	CIN	Collaros 3 yd run (Miliano kick)	3-27; 0:56
4th	14:49	CIN	Miliano 41 yd field goal	4-2; 0:20

TEAM STATISTICS

	UC	USF
FIRST DOWNS	26	29
RUSHES-YARDS (NET)	34-118	36-86
PASSING YDS (NET)	389	409
Passes Att-Comp-Int	41-26-2	48-31-1
TOTAL OFF. (PLAYS-YDS.)	75-507	84-495
Fumble Returns-Yards	3-0	1-0
Punt Returns-Yards	0-0	2-39
Kickoff Returns-Yards	5-117	7-112
Interception Returns-Yards	1-0	2-0
Punts (Number-Avg)	4-53.5	5-41.6
Fumbles-Lost	2-1	5-3
Penalties-Yards	10-73	10-109
Possession Time	28:48	31:12
Third-Down Conversions	7 of 16	6 of 15
Fourth-Down Conversions	0 of 0	1 of 2
Red-Zone Scores-Chances	3-5	6-7
Sacks By: Number-Yards	2-28	1-5

INDIVIDUAL STATISTICS

RUSHING: Cincinnati-PEAD, Isaiah 22-79; COLLAROS, Zach 10-21; WINN, George 2-18. USF-DANIELS, B.J. 15-54; SCOTT, Darrell 11-29; MURRAY, Demetri 6-14; SHAW, Marcus 1-6; LAMAR, Lindsey 1-0; MARC, Victor 1-minus 4; BROCKHAUS-KANN 1-minus 13.

PASSING: Cincinnati-COLLAROS, Zach 26-41-2-389. USF-DANIELS, B.J. 31-48-1-409.

RECEIVING: Cincinnati-THOMPkins, K. 6-114; WOODS, DJ 6-45; PEAD, Isaiah 4-48; MCCLUNG, A. 4-47; CHISUM, Alex 3-73; KELCE, Travis 2-41; ROBINSON, A. 1-21. USF-GRIFFIN, Sterli 8-73; WELCH, Deonte 5-130; DAVIS, Andre 4-60; MARC, Victor 4-33; LANDI, Evan 3-51; MURRAY, Demetri 2-30; SCOTT, Darrell 2-7; SHIELDS, Andrea 1-17; LOVE, A.J. 1-5; MILLER, Joel 1-3.

TEAM STATISTICS

	UC	PITT
FIRST DOWNS	17	19
RUSHES-YARDS (NET)	37-152	37-179
PASSING YDS (NET)	214	218
Passes Att-Comp-Int	32-19-2	38-24-1
TOTAL OFF. (PLAYS-YDS.)	69-366	75-397
Fumble Returns-Yards	0-0	0-0
Punt Returns-Yards	1-0	1-9
Kickoff Returns-Yards	6-112	6-86
Interception Returns-Yards	1-12	2-44
Punts (Number-Avg)	5-43.8	5-46.8
Fumbles-Lost	1-0	2-1
Penalties-Yards	2-20	4-20
Possession Time	30:28	29:32
Third-Down Conversions	2 of 13	6 of 17
Fourth-Down Conversions	1 of 1	0 of 1
Red-Zone Scores-Chances	4-4	3-3
Sacks By: Number-Yards	3-26	2-16

INDIVIDUAL STATISTICS

RUSHING: Cincinnati-PEAD, Isaiah 22-118; COLLAROS, Zach 11-20; WOODS, DJ 1-7; ABERNATHY, RD 1-7; WINN, George 1-2; TEAM 1-minus 2. Pittsburgh-SUNSERI,Tino 16-64; BROWN,Zach 11-54; BENNETT,Isaac 6-26; STREET,Devin 1-19; JONES,Ronald 2-13; GONZALEZ,A. 1-3.

PASSING: Cincinnati-COLLAROS, Zach 19-32-2-214. Pittsburgh-SUNSERI,Tino 24-38-1-218.

RECEIVING: Cincinnati-THOMPkins, K. 5-39; MCCLUNG, A. 4-73; PEAD, Isaiah 4-20; WOODS, DJ 2-41; KELCE, Travis 1-16; CHISUM, Alex 1-14; ROBINSON, A. 1-12; WINN, George 1-minus 1. Pittsburgh-STREET,Devin 8-118; BROWN,Zach 6-38; JONES,Ronald 3-28; GRAHAM,Hubie 2-11; GONZALEZ,A. 2-8; SHANAHAN,Mike 1-10; PATTON,Darius 1-5; BENNETT,Isaac 1-0.

2012 UNIVERSITY OF CINCINNATI FOOTBALL

GAME 9 • NOV. 12, 2011 • PAUL BROWN STADIUM • CINCINNATI, OHIO • ATT.: 48,152

GAME 10 • NOV. 19, 2011 • HIGH POINT SOLUTIONS STADIUM • PISCATAWAY, N.J. • ATT.: 47,447



West Virginia

24

Cincinnati

21

CINCINNATI - The No. 23/18 University of Cincinnati football team (7-2, 3-1 BIG EAST) was handed its first BIG EAST loss when it was defeated by West Virginia (7-3, 3-2 BIG EAST), 24-21, on Saturday afternoon in Paul Brown Stadium. It was the largest conference crowd in UC history with 48,152 fans.

Senior quarterback Zach Collaros went 7-of-11 for 70 yards before leaving the game due to injury midway through the second quarter, while backup quarterback Munchie Legaux completed 10-of-21 passes for 144 yards and one rushing touchdown.

Collaros was injured on a sack in the end zone. The senior fumbled and it resulted in a WVU TD.

Senior running back Isaiah Pead finished with 19 rushes for 113 yards and two touchdowns, while senior JK Schaffer leads with nine tackles. The UC defense had 18 tackles for loss against WVU.

After trailing for the majority of the game, the Bearcats had a chance to tie things up as time expired, but a blocked Tony Miliano field goal resulted in the West Virginia victory.

The Bearcats forced the Mountaineers to a three-and-out on the opening possession and took quick control of the ball game in a three-play, 54-yard drive capped by a 40-yard rush by Pead to give UC the early lead just one minute in.

A blocked field goal by sophomore Deven Drane sparked a momentum shift at the 8:48 mark of the third quarter. Legaux ran it 65 yards to the WVU 31-yard line to begin the ensuing drive, but the Mountaineers stopped the scoring drive and Miliano's field goal attempt went wide left to keep the score 17-7.

Legaux pulled the Bearcats back into the game with 4:25 remaining in the third quarter with the help of Pead, who tacked on 45 yards to pull UC within three, 17-14. As the Mountaineers were driving down the field on its next possession, junior defensive lineman Walter Stewart recovered a WVU fumble, allowing Pead to add another touchdown to give the hosts their first lead since its first touchdown, 21-17.



Cincinnati

3

Rutgers

20

PISCATAWAY, N.J. - Rutgers' Jawan Jamison rushed for a career-high 200 yards and two touchdowns and surprising Rutgers moved into a share of first place in the Big East Conference with a 20-3 victory over Cincinnati.

Picked to finish last in the conference's preseason poll, Rutgers (8-3, 4-2) limited Cincinnati to a season-low 225 total yards while holding sophomore Munchie Legaux to 158 yards passing in his first start for the injured Zach Collaros.

Jamison carried 34 times and scored on runs of 12 and 1 yard as the Scarlet Knights handed the Bearcats (7-3, 3-2) their second straight loss and snapped a five-game losing streak against them. It also avenged a 69-38 loss last season, a game in which Cincinnati had 661 yards in total offense.

The victory moved Rutgers into a tie for first place in the league with Louisville (6-5, 4-2), which beat Connecticut Saturday. Cincinnati, West Virginia and Pittsburgh are a half game back.

Tony Miliano cut the deficit to 7-3 with a 47-yard field goal after Cincinnati could generate only 18 yards in eight plays after getting the ball at the Rutgers 48 following a short punt.

Rutgers pushed the lead back to seven points when San San Te capped a 23-play, 82-yard second-quarter march that consumed close to 10 minutes. Chas Dodd (19 of 33 for 173 yards) converted three third-down passes on the drive and Jamison converted two other third downs with short runs.

After getting a first and goal at the Bearcats 1, Cincinnati brought down fullback Michael Burton for a 4-yard loss and Rutgers had to settle for three points.

Jamison pushed the lead to 17-3 midway through the third quarter capping an 11-play, 94 yard drive on which he has runs of 22 and 29 yards with his short TD run.

JK Schaffer tied a season high with 13 tackles to lead the UC defense which spent over 38 minutes on the field.

SCORE BY QUARTERS

	1	2	3	4	F
West Virginia	7	10	0	7	- 24
No. 23/18 Cincinnati	7	0	7	7	- 21

SCORING SUMMARY

QTR	TIME	TEAM	SCORING PLAY	DRIVE; TIME
1st	13:09	CIN	Pead 40 yd run (Miliano kick)	3-54; 0:51
	11:37	WVU	Bailey 59 yd pass from G. Smith (Bitancurt kick)	4-78; 1:24
2nd	09:35	WVU	Bitancurt 28 yd field goal	11-72; 5:19
	08:11	WVU	Miller 0 yd fumble recovery (Bitancurt kick)	
3rd	04:25	CIN	Legaux 7 yd run (Miliano kick)	2-52; 0:29
4th	13:20	CIN	Pead 10 yd run (Miliano kick)	10-52; 3:27
	08:52	WVU	Alston 1 yd run (Bitancurt kick)	12-74; 4:21

SCORE BY QUARTERS

	1	2	3	4	F
Cincinnati	3	0	0	0	- 3
Rutgers	7	3	7	3	- 20

SCORING SUMMARY

QTR	TIME	TEAM	SCORING PLAY	DRIVE; TIME
1st	11:43	RU	Jamison 12 yd run (Te kick)	2-13; 0:46
	04:38	CIN	Miliano 47 yd field goal	8-18; 3:09
2nd	03:38	RU	Te 19 yd field goal	23-82; 9:37
3rd	07:53	RU	Jamison 1 yd run (Te kick)	11-94; 4:56
4th	14:08	RU	Te 43 yd field goal	8-56; 3:33

TEAM STATISTICS

	WVU	UC
FIRST DOWNS	19	16
RUSHES-YARDS (NET)	32-32	33-190
PASSING YDS (NET)	372	214
Passes Att-Comp-Int	43-29-0	32-17-1
TOTAL OFF. (PLAYS-YDS.)	75-404	65-404
Fumble Returns-Yards	0-0	0--7
Punt Returns-Yards	3-50	1-6
Kickoff Returns-Yards	4-84	4-70
Interception Returns-Yards	1-16	0-0
Punts (Number-Avg)	7-37.1	6-42.7
Fumbles-Lost	2-1	2-1
Penalties-Yards	14-95	5-45
Possession Time	36:00	24:00
Third-Down Conversions	5 of 16	4 of 15
Fourth-Down Conversions	0 of 0	0 of 1
Red-Zone Scores-Chances	2-3	2-4
Sacks By: Number-Yards	2-27	5-27

INDIVIDUAL STATISTICS

RUSHING: West Virginia-BUIE, Andrew 4-21; GARRISON, D. 13-19; ALSTON, Shawne 7-6; AUSTIN, Tavon 1-6; SMITH, Geno 7-minus 20. Cincinnati-PEAD, Isaiah 19-113; LEGAUX, Munchie 8-77; WINN, George 2-3; COLLAROS, Zach 4-minus 3.

PASSING: West Virginia-SMITH, Geno 29-43-0-372. Cincinnati-LEGAUX, Munchie 10-21-1-144; COLLAROS, Zach 7-11-0-70.

RECEIVING: West Virginia-AUSTIN, Tavon 9-126; BAILEY, Stedman 6-104; GARRISON, D. 3-23; BROWN, Devon 2-25; MCCARTNEY, Ivan 2-20; URBAN, Tyler 2-19; BUIE, Andrew 2-17; MILHOUSE, Willi 1-24; NEHLEN, Ryan 1-8; ALSTON, Shawne 1-6. Cincinnati-THOMPSON, K. 5-67; PEAD, Isaiah 5-67; WOODS, DJ 2-27; MCCLUNG, A. 2-20; ROBINSON, A. 1-17; CHISUM, Alex 1-13; KELCE, Travis 1-3.

TEAM STATISTICS

	UC	RU
FIRST DOWNS	11	23
RUSHES-YARDS (NET)	28-67	45-203
PASSING YDS (NET)	158	182
Passes Att-Comp-Int	31-12-1	35-21-0
TOTAL OFF. (PLAYS-YDS.)	59-225	80-385
Fumble Returns-Yards	0-0	0-0
Punt Returns-Yards	1-4	1-5
Kickoff Returns-Yards	5-106	1-12
Interception Returns-Yards	0-0	1-0
Punts (Number-Avg)	7-42.9	7-39.0
Fumbles-Lost	1-1	1-0
Penalties-Yards	5-42	9-70
Possession Time	21:46	38:14
Third-Down Conversions	4 of 15	8 of 18
Fourth-Down Conversions	2 of 3	0 of 1
Red-Zone Scores-Chances	0-1	3-3
Sacks By: Number-Yards	3-26	3-29

INDIVIDUAL STATISTICS

RUSHING: Cincinnati-LEGAUX, Munchie 12-31; PEAD, Isaiah 14-28; WINN, George 2-8. Rutgers-Jamison,Jawan 34-200; Shuler,Miles 1-19; Deering,Jeremy 4-13; Martinek,Joe 1-minus 2; Burton,Michael 1-minus 4; Dodd,Chas 4-minus 23.

PASSING: Cincinnati-LEGAUX, Munchie 12-31-1-158. Rutgers-Dodd,Chas 21-35-0-182.

RECEIVING: Cincinnati-MCCLUNG, A. 5-69; CHISUM, Alex 3-57; THOMPSON, K. 2-21; ANNEN, Blake 1-6; WOODS, DJ 1-5. Rutgers-Sanu,Mohamed 6-38; Pratt,Quron 5-49; Martinek,Joe 4-32; Coleman,Brandon 2-33; Jefferson,D.C. 2-17; Burton,Michael 2-13.

GAME 11 • NOV. 26, 2011 • CARRIER DOME • SYRACUSE, N.Y. • ATT.: 38,159

GAME 12 • DEC. 3, 2011 • NIPPERT STADIUM • CINCINNATI, OHIO • ATT.: 27,930



Cincinnati

30

Syracuse

13

SYRACUSE, N.Y. - University of Cincinnati senior running back Isaiah Pead had 246 all-purpose yards and a pair of touchdowns to help lead the Bearcats to a 30-13 win over Syracuse.

Pead finished with a career-best nine catches for a career high 112 yards, 80 yards rushing, and a pair of punt returns, the first of his career, for 54 yards. He had a 24-yard rushing touchdown on the first offensive play of the third quarter and also scored on a 69-yard strike from sophomore quarterback Munchie Legaux.

Pead cracked the 1,000-yard mark for the second-straight season, becoming the first Cincinnati back to do so in 25 years. He also became just the third UC player to eclipse 3,000-career rushing yards.

Legaux, making his second collegiate start in place of an injured Zach Collaros, teamed with fellow sophomore QB Jordan Luallen to keep the Orange defense off balance.

Legaux finished 13-of-22 for 169 yards, two touchdowns and no interceptions. Luallen ran the ball eight times for 77 yards, a 9.6 yards per carry average, which included a 48-yard scamper that put the Bearcats on the 1-yard line.

Syracuse was unable to gain any kind of field advantage the entire game, starting no better than its own 26. The Bearcats did, though, and none better than on the second-half kickoff.

Freshman Ralph David Abernathy IV returned the kick 71 yards, failing to beat the only defender left between him and the end zone as kicker Ross Krautman made a saving tackle at the Orange 24. It went for naught when Pead scored on the next play for a 17-6 lead.

Another freshman, kicker Tony Miliano connected on field goals of 27, 22 and a career-long tying 48 yards while punter Pat O'Donnell played a key role with four punts for an average of 54.0 yards per kick. He dropped three balls inside the 20-yard line with only one touchback and had a long kick of 61 yards.

SCORE BY QUARTERS

	1	2	3	4	F
Cincinnati	0	10	13	7	- 30
Syracuse	3	3	7	0	- 13

SCORING SUMMARY

QTR	TIME	TEAM	SCORING PLAY	DRIVE; TIME
1st	12:09	SYR	Krautman 40 yd field goal	9-53; 2:51
2nd	09:08	CIN	Miliano 27 yd field goal, 9-46; 3:50	
	05:29	SYR	Krautman 32 yd field goal	10-64; 3:39
	02:06	CIN	Kelce 2 yd pass from Legaux (Miliano kick)	8-71; 3:23
3rd	14:43	CIN	Pead 24 yd run (Miliano kick)	1-24; 0:17
	08:17	CIN	Miliano 22 yd field goal	6-48; 2:37
	04:40	CIN	Miliano 48 yd field goal	6-19; 1:57
	00:43	SYR	Provo 13 yd pass from Nassib (Krautman kick)	10-76; 3:57
4th	09:13	CIN	Pead 69 yd pass from Legaux (Miliano kick)	2-70; 0:42

TEAM STATISTICS

	UC	SU
FIRST DOWNS	18	22
RUSHES-YARDS (NET)	42-189	40-170
PASSING YDS (NET)	179	203
Passes Att-Comp-Int	25-15-0	38-19-1
TOTAL OFF. (PLAYS-YDS.)	67-368	78-373
Fumble Returns-Yards	0-0	0-0
Punt Returns-Yards	3-58	2--1
Kickoff Returns-Yards	4-139	6-121
Interception Returns-Yards	1-0	0-0
Punts (Number-Avg)	4-54.0	6-42.8
Fumbles-Lost	0-0	2-0
Penalties-Yards	8-60	6-55
Possession Time	27:52	30:00
Third-Down Conversions	6 of 15	4 of 15
Fourth-Down Conversions	0 of 1	0 of 2
Red-Zone Scores-Chances	3-4	2-3
Sacks By: Number-Yards	4-13	0-0

INDIVIDUAL STATISTICS

RUSHING: Cincinnati-PEAD, Isaiah 17-80; LUAllen, Jordan 8-77; WINN, George 8-33; LEGAUX, Munchie 3-11; ABERNATHY, RD 1-minus 1; TEAM 5-minus 11. Syracuse-BAILEY, Antwon 27-135; GRAHAM, Dorian 1-18; SMITH, Jerome 4-11; NASSIB, Ryan 8-6.

PASSING: Cincinnati-LEGAUX, Munchie 13-22-0-169; LUAllen, Jordan 2-3-0-10. Syracuse-NASSIB, Ryan 19-38-1-203.

RECEIVING: Cincinnati-PEAD, Isaiah 9-112; WOODS, DJ 2-36; THOMPSON, K. 2-21; CHISUM, Alex 1-8; KELCE, Travis 1-2. Syracuse-CHEW, Van 6-77; BAILEY, Antwon 5-43; PROVO, Nick 3-47; LEMON, Alec 3-25; GRAHAM, Dorian 1-7; SMITH, Jerome 1-4.



Connecticut

27

Cincinnati

35

CINCINNATI - The University of Cincinnati football team (9-3, 5-2 BIG EAST) won the BIG EAST Conference Championship for the third time in four years when it defeated Connecticut (5-7, 3-4 BIG EAST), 35-27.

The defense was the story all afternoon, which recorded 13 tackles for loss and six sacks. Senior linebacker JK Schaffer led with 11 tackles, giving him 104 for the season, while senior defensive tackle Derek Wolfe has 10 tackles, a career-best 5.0 tackles for loss and 2.5 sacks. The defense scored two touchdowns against the Huskies, bringing its season total to six.

On the offensive side, sophomore quarterback Munchie Legaux and sophomore wide receiver Anthony McClung finished with career highs. Legaux completed 15-of-35 passes for a career-best 217 yards and three touchdowns, while McClung had a career-high 142 yards and two touchdowns on eight catches.

On the Huskies opening possession, two penalties pinned the visitors as their own five-yard line. Faced with third-down, Stewart took the ball directly from quarterback Johnny McEntee's hands in the end zone to give the hosts the early 7-0 lead less than five minutes into the game.

The UC defense continued to dominate, this time by way of junior safety Drew Frey, who picked off McEntee and ran it in for his first career touchdown to give the Bearcats the 14-0 lead with just over one minute remaining in the first quarter.

The offense followed suit on its next possession, as Legaux marched his team down the field in a six-play, 58-yard drive, capped by a 22-yard touchdown to freshman wide receiver Alex Chisum to increase the Cincinnati lead, 21-0, with 13:13 left in the half.

UC kept rolling as Legaux connected with McClung three times on its next possession, including a 13-yard touchdown pass to make it 28-3 with less than two minutes remaining.

The teams exchanged possession before Connecticut concluded the half with a 46-yard field goal to make the score 28-6 heading into the locker room.

SCORE BY QUARTERS

	1	2	3	4	F
Connecticut	0	6	6	15	- 27
Cincinnati	14	14	7	0	- 35

SCORING SUMMARY

QTR	TIME	TEAM	SCORING PLAY	DRIVE; TIME
1st	10:38	CIN	Stewart 0 yd fumble recovery (Miliano kick)	
	01:13	CIN	Frey 15 yd interception return (Miliano kick)	
2nd	13:13	CIN	Chisum 22 yd pass from Legaux (Miliano kick)	6-58; 1:28
	07:39	UCONN	Teggart 35 yd field goal	4--8; 2:06
	01:45	CIN	McClung 13 yd pass from Legaux (Miliano kick)	15-72; 5:47
	00:00	UCONN	Teggart 46 yd field goal	5-31; 0:26
3rd	09:13	UCONN	Teggart 53 yd field goal	5-12; 2:11
	01:36	UCONN	Teggart 43 yd field goal	9-43; 2:30
	00:30	CIN	McClung 31 yd pass from Legaux (Miliano kick)	5-46; 0:59
4th	09:58	UCONN	Hinkley 3 yd pass from McEntee (Manning pass from McEntee)	12-75; 5:26
	05:46	UCONN	Griffin 25 yd pass from McEntee (Teggart kick)	1-25; 0:07

TEAM STATISTICS

	UCONN	UC
FIRST DOWNS	15	18
RUSHES-YARDS (NET)	34-18	40-102
PASSING YDS (NET)	252	217
Passes Att-Comp-Int	40-20-1	35-15-2
TOTAL OFF. (PLAYS-YDS.)	74-270	75-319
Fumble Returns-Yards	0-0	0-0
Punt Returns-Yards	2--2	4-21
Kickoff Returns-Yards	5-97	6-169
Interception Returns-Yards	2-9	1-15
Punts (Number-Avg)	8-38.9	8-35.6
Fumbles-Lost	2-2	2-1
Penalties-Yards	8-65	9-92
Possession Time	31:26	28:34
Third-Down Conversions	3 of 16	6 of 16
Fourth-Down Conversions	1 of 1	0 of 1
Red-Zone Scores-Chances	2-2	1-1
Sacks By: Number-Yards	2-7	6-45

INDIVIDUAL STATISTICS

RUSHING: Connecticut-McCOMBS, Lyle 21-42; McCUMMINGS, Sc. 3-14; NEBRICH, Mike 2-3; JEAN-LOUIS, Jo. 1-3; MOORE, Kashif 1-1; McENTEE, Johnny 6-minus 45. Cincinnati-PEAD, Isaiah 23-68; LEGAUX, Munchie 10-28; WINN, George 3-6; LUAllen, Jordan 4-0.

PASSING: Connecticut-McENTEE, Johnny 20-40-1-252. Cincinnati-LEGAUX, Munchie 15-35-2-217.

RECEIVING: Connecticut-MOORE, Isiah 6-70; MOORE, Kashif 3-47; GRIFFIN, Ryan 3-45; WILLIAMS, Nick 2-45; FRANK, Reuben 2-15; DAVIS, Jeremy 1-14; MANNING, Corey 1-9; JONES, Tebucky 1-4; HINKLEY, Mark 1-3. Cincinnati-McCLUNG, A. 8-142; PEAD, Isaiah 3-minus 1; ANNEN, Blake 1-27; CHISUM, Alex 1-22; ROBINSON, A. 1-15; WOODS, DJ 1-12.

2012 UNIVERSITY OF CINCINNATI FOOTBALL

GAME 13 • DEC. 31, 2011 • LIBERTY BOWL MEMORIAL STADIUM • MEMPHIS, TENN. • ATT.: 57,103



Cincinnati

31

Vanderbilt

24

MEMPHIS, Tenn. - University of Cincinnati Head Coach Butch Jones rang the bell on the AutoZone Liberty Bowl trophy, eager to get the Bearcats' party started.

Isaiah Pead ran for 149 yards and a TD, and Ralph David Abernathy IV's 90-yard kickoff return early in the fourth quarter put Cincinnati ahead to stay as the Bearcats edged Vanderbilt 31-24.

The Bearcats (10-3) capped the season with their third straight victory by snapping a two-game skid in bowl games. It was their first bowl win since downing Southern Miss in the 2007 PapaJohns.com Bowl. They also notched their fourth 10-win season in the past five years, bouncing back from 4-8 in 2010 during Jones' first season.

The Commodores led 21-17 when Abernathy became the first Cincinnati player to return a kickoff for a TD in the program's 13 bowl appearances.

Abernathy is the grandson of the civil rights leader who was in Memphis with Martin Luther King when he was assassinated in 1968 at the Lorraine Motel, a few miles away from the Liberty Bowl Memorial Stadium.

Vandy's Archibald Barnes blocked Tony Miliano's 39-yard field goal with 3:58 left, giving the Commodores the ball with plenty of time to go ahead. Nick Temple picked off Larry Smith's pass with 3:15 remaining, and Pead sealed the victory with a 12-yard TD run with 1:52 left.

Pead was the game's MVP, and the senior finally got to celebrate a bowl win.

George Winn also scored on a 69-yard TD run when he replaced Pead, while the BIG EAST Offensive Player of the Year got his helmet fix. Jones credited equipment manager Todd McMinn as an unsung hero with Winn scoring on the longest run of his career.

Zach Collaros completed one of the more remarkable comebacks in college football, starting under center 47 days following surgery to correct a broken right ankle on Nov. 14. Collaros threw a touchdown pass and was 12 of 29 for 80 yards passing, moving around well.

The Bearcats led 14-7 at halftime and couldn't take advantage of two Vanderbilt turnovers in the third quarter. J.K. Schaffer was UC's defensive MVP, finishing with nine tackles, including one for a loss and a sack.

SCORE BY QUARTERS

	1	2	3	4	F
Cincinnati	0	14	0	17	- 31
Vanderbilt	7	0	7	10	- 24

SCORING SUMMARY

QTR	TIME	TEAM	SCORING PLAY	DRIVE; TIME
1st	07:34	VANDY	Stacy 7 yd run (Fowler kick)	3-22; 1:12
2nd	14:17	CIN	Winn 69 yd run (Miliano kick)	1-69; 0:14
	00:12	CIN	McClung 8 yd pass from Collaros (Miliano kick)	9-56; 2:19
3rd	03:53	VANDY	Seymour 5 yd run (Fowler kick)	8-52; 2:24
4th	14:41	CIN	Miliano 44 yd field goal	12-33; 4:05
	14:03	VANDY	Boyd 68 yd pass from Smith (Fowler kick)	2-76; 0:30
	13:51	CIN	Abernathy 90 yd kickoff return (Miliano kick)	
	01:52	CIN	Pead 12 yd run (Miliano kick)	3-31; 1:23
	00:24	VANDY	Fowler 35 yd field goal	10-55; 1:22

TEAM STATISTICS

	UC	VU
FIRST DOWNS	20	14
RUSHES-YARDS (NET)	44-221	36-127
PASSING YDS (NET)	80	168
Passes Att-Comp-Int	29-12-2	34-12-2
TOTAL OFF. (PLAYS-YARDS)	73-301	70-295
Fumble Returns-Yards	0-0	0-0
Punt Returns-Yards	2--1	3-22
Kickoff Returns-Yards	2-120	6-102
Interception Returns-Yards	2-17	2-11
Punts (Number-Avg)	7-42.9	8-42.2
Fumbles-Lost	3-0	2-1
Penalties-Yards	5-55	6-39
Possession Time	30:37	29:14
Third-Down Conversions	4 of 15	6 of 19
Fourth-Down Conversions	0 of 0	1 of 2
Red-Zone Scores-Chances	2-3	3-3
Sacks By: Number-Yards	2-7	3-15

INDIVIDUAL STATISTICS

RUSHING: Cincinnati-PEAD, Isaiah 28-149; WINN, George 6-78; MCCLUNG, A. 1-4; TEAM 1-minus 2; COLLAROS, Zach 8-minus 8. Vanderbilt-Zac Stacy 18-57; Jordan Rodgers 9-33; Richard Kent 1-17; Larry Smith 5-17; Jerron Seymour 2-5; TEAM 1-minus 2.

PASSING: Cincinnati-COLLAROS, Zach 12-29-2-80. Vanderbilt-Larry Smith 8-19-1-142; Jordan Rodgers 4-14-1-26; Zac Stacy 0-1-0-0.

RECEIVING: Cincinnati-ROBINSON, A. 4-16; KELCE, Travis 3-29; PEAD, Isaiah 3-15; CHISUM, Alex 1-12; MCCLUNG, A. 1-8. Vanderbilt-Jordan Matthews 4-56; Brandon Barden 3-20; Chris Boyd 2-69; Zac Stacy 2-11; Wesley Tate 1-12.

SCORING:**A kickoff was returned for a touchdown:**

UC: Ralph David Abernathy IV, vs. Vanderbilt, 12/31/11, 90 yards
 OPP: Mike Jenkins, USF, 11/3/07, 100 yards

A punt was returned for a touchdown:

UC: Mardy Gilyard, vs. SEMO, 9/12/09, 53 yards
 OPP: Robert McClain, Connecticut, 11/7/09, 87 yards

An interception was returned for a touchdown:

UC: Drew Frey, vs. Connecticut, 12/03/11, 15 yards
 OPP: Mike Evans, Louisville, 10/15/11, 63 yards

Two interceptions were returned for touchdowns:

UC: Dominique Battle, vs. Akron, 9/17/11, 30 yards
 Camerron Cheatham, vs. Akron, 9/17/11, 53 yards
 OPP: C. Chenault and D. Johnson, Kentucky, 9/27/86

A fumble was recovered/returned for a touchdown:

UC: JK Schaffer, at Miami (OH), 10/1/11, 37 yards
 OPP: Julian Miller, West Virginia, 11/12/11, (0 yards)

The defense produced three touchdowns:

UC: 3 (2 INT, 1 FMB) vs. Akron, 9/17/11
 OPP: n/a

A safety was recorded:

UC: vs. Indiana State, 9/11/10, sack in the end zone
 OPP: by West Virginia, 11/13/10, sack in the end zone

A two-point conversion was made:

UC: vs. Louisville (Robinson pass from Collaros), 10/15/11
 OPP: by Connecticut (Manning pass from McEntee), 12/3/11

A defensive two-point conversion was made:

UC: Daven Holly vs. Miami (OH), 9/11/04
 OPP: David Williams, Houston, 11/14/98

An individual scored three touchdowns in a game:

UC: Isaiah Pead (4 rushing, 1 receiving), vs. Rutgers, 11/20/10
 OPP: Dion Lewis, Pittsburgh (4 rushing), 12/4/10

LONG PLAYS:**A run went for 50 yards or more:**

UC: 69 by George Winn, vs. Vanderbilt, 12/31/11
 OPP: 76 by Dion Lewis, Pittsburgh, 12/4/10

A pass was completed for 50 yards or more:

UC: 69 yards from Legaux to Pead, at Syracuse, 11/26/11
 OPP: 68 yards from Smith to Boyd, vs. Vanderbilt, 12/31/11

A pass was completed for 75 yards or more:

UC: 81 yards Collaros to Binns, at Syracuse, 10/31/09
 OPP: 87 yards from Glennon to Graham, NC State, 9/22/11

RUSHING:**An individual rushed for 100+ yards in a game:**

UC: 149 by Isaiah Pead, vs. Vanderbilt, 12/31/11
 OPP: 135 by Antwon Bailey, Syracuse, 11/26/11

An individual rushed for 200+ yards in a game:

UC: 222 by Isaiah Pead, vs. Rutgers, 11/20/10
 OPP: 200 by Jawan Jamison, Rutgers, 11/19/11

An individual rushed 30 times in a game:

UC: 31 carries by Isaiah Pead, vs. Rutgers, 11/20/10
 OPP: 34 carries by Jawan Jamison, Rutgers, 11/19/11

An individual rushed 40 times in a game:

UC: 41 carries by DeMarco McCleskey vs. E. Carolina, 11/5/98
 OPP: 42 carries by Dion Lewis, Pittsburgh, 12/4/10

Two teammates rushed for 100+ yards in a game:

UC: Eddington (138 yds.) & R. Hall (117) vs. ECU, 9/1/03
 OPP: White (155) & Slaton (103), West Virginia, 11/17/07

PASSING:**An individual passed for 300+ yards in a game:**

UC: 366 by Zach Collaros, vs. Rutgers, 11/20/10
 OPP: 372 by Geno Smith, West Virginia, 11/12/11

An individual passed for 400+ yards in a game:

UC: 389 by Zach Collaros, at USF, 10/22/11
 OPP: 409 by B.J. Daniels, USF, 10/22/11

An individual completed 30+ passes in a game:

UC: 35 by Munchie Legaux, vs. Connecticut, 12/3/11
 OPP: 34 by Tyler Bray, Tennessee, 9/10/11

An individual attempted 40 passes in a game:

UC: 41 by Zach Collaros, at USF, 10/22/11
 OPP: 43 by Geno Smith, West Virginia, 11/12/11

An individual attempted 50 passes in a game:

UC: 50 by Zach Collaros, at Connecticut, 11/27/10
 OPP: 51 by Landry Jones, Oklahoma, 9/25/10

An individual threw three touchdown passes:

UC: 3 by Munchie Legaux, vs. Connecticut, 12/3/11
 OPP: 4 by Tyler Bray, Tennessee, 9/10/11

An individual threw four touchdown passes:

UC: 4 by Zach Collaros, vs. Rutgers, 11/20/10
 OPP: 4 by Tyler Bray, Tennessee, 9/10/11

An individual threw five touchdown passes:

UC: 5 by Zach Collaros, at Louisville, 10/15/10
 OPP: 5 by Jason McKinley, Houston, 11/14/98

An individual threw four interceptions in a game:

UC: 4 by Zach Collaros, at Connecticut, 11/27/10
 OPP: 4 by Matt Grothe, USF, 11/3/07

RECEIVING:**An individual caught 10 or more passes in a game:**

UC: 10 by Armon Binns, at West Virginia, 11/13/10
 OPP: 10 by Justin Hunter & Da'Rick Rogers, Tennessee, 9/10/11

An individual had 100 yards receiving in a game:

UC: 142 by Anthony McClung, vs. Connecticut, 12/3/11
 OPP: 126 by T. Austin, 104 by S. Bailey, West Virginia, 11/12/11

An individual had 200 yards receiving in a game:

UC: 210 by Marcus Barnett vs. West Virginia, 11/17/07
 OPP: 226 by Howard Twilley, Tulsa, 10/23/65

Two teammates had 100 yards receiving in a game:

UC: Barnett (174), Binns (158), Woods (137), vs. USF 10/22/10
 OPP: Austin (126), Bailey (104), West Virginia, 11/12/11

Three teammates had 100 yards receiving in a game:

UC: Barnett (174), Binns (158), Woods (137), vs. USF 10/22/10
 OPP: n/a

TOTAL OFFENSE:**An individual had 300 yards of total offense:**

UC: 315 by Zach Collaros, vs. NC State, 9/22/11
 OPP: 352 by Geno Smith, West Virginia, 11/12/11

An individual had 400 yards of total offense:

UC: 410 by Zach Collaros, at USF, 10/22/11
 OPP: 463 by B.J. Daniels, USF, 10/22/11

An individual had 200 all-purpose yards:

UC: 246 by Isaiah Pead, at Syracuse, 11/26/11
 OPP: 200 by Jawan Jamison, Rutgers, 11/19/11

KICKING:**An extra point kick was missed:**

UC: by Tony Miliano, at USF, 10/22/11 (blocked kick)
 OPP: by Garrett Palmer, San Diego State, 9/29/07

An individual made four field goals:

UC: 4 by Tony Miliano, at Pittsburgh, 11/5/11
 OPP: 4, by Dave Teggart, Connecticut, 12/3/11

A 50-yard field goal was made:

UC: 53 yards by Jake Rogers, at Hawai'i, 12/06/08
 OPP: 53 yards by Dave Teggart, Connecticut, 12/3/11

An individual punted 10 times:

UC: 10 by Chet Ervin at West Virginia, 9/13/03
 OPP: 10 by Teddy Dellaganna, Rutgers, 10/11/08

A team did not punt in a game:

UC: Austin Peay, 9/3/11
 OPP: Syracuse, 10/10/98

An individual blocked a punt:

UC: by Connor Barwin, at UConn, 10/25/08
 OPP: by Adrian Bushell, Louisville, 10/15/11

An individual blocked a field goal:

UC: by John Hughes, vs. West Virginia, 11/12/11
 OPP: by Eain Smith, West Virginia, 11/12/11

A player intercepted two passes in a game:

UC: 3 by DeAngelo Smith, vs. Southern Miss, 12/22/07
 OPP: 2 by Dom DeCicco, Pittsburgh, 12/4/10

TEAM:**A team rushed for 200 yards in a game:**

UC: 221 vs. Vanderbilt, 12/31/11
 OPP: 212 by Rutgers, 11/19/11

A team rushed for 300 yards in a game:

UC: 387 vs. Austin Peay, 9/3/11
 OPP: 313 by West Virginia, 11/11/06

A team rushed for less than 100 yards in a game:

UC: 67 at Rutgers, 11/19/11
 OPP: 18 by Connecticut, 12/3/11

A team passed for more than 300 yards in a game:

UC: 389 at USF, 10/22/11
 OPP: 372 by West Virginia, 11/12/11

A team passed for more than 400 yards in a game:

UC: 512 vs. USF, 10/22/10
 OPP: 409 by USF, 10/22/11

A team passed for less than 100 yards in a game:

UC: 80 vs. Vanderbilt, 12/31/11
 OPP: 59 by Syracuse, 11/29/08

A team had 400 yards of total offense:

UC: 404 vs. West Virginia, 11/12/11
 OPP: 404 by West Virginia, 11/12/11

A team had 500 yards of total offense:

UC: 507 at USF, 10/22/11
 OPP: 592 by Oklahoma, 9/6/08

A team had 600 yards of total offense:

UC: 661 vs. Rutgers, 11/20/10
 OPP: 601 by Syracuse, 10/10/98

A team had less than 200 yards of total offense:

UC: 190 at Memphis, 11/11/00
 OPP: 176, by SEMO, 9/12/09

CINCINNATI'S RECORD

	2011	2010	2009	2008	2007	Since 2007
When playing at home	5-1	3-4	6-0	6-0	4-2	24-7
When playing on road	4-2	1-4	6-0	5-2	5-1	21-9
At Neutral Sites	1-0	0-0	0-1	0-1	1-0	2-2
When playing on natural grass	2-1	0-3	2-0	0-3	3-1	7-8
When playing on artificial turf	8-2	4-5	10-1	11-0	7-2	40-10
When playing during the day	7-3	1-4	8-0	3-2	4-1	23-10
When playing at night	3-0	3-4	4-1	8-1	6-2	24-8
When scoring first	6-2	3-3	9-0	10-2	6-2	34-9
When opponent scores first	4-1	1-5	3-1	1-1	4-1	13-9
When leading after first quarter	5-0	3-2	8-0	9-1	8-2	33-5
When trailing after first quarter	3-1	0-5	2-1	1-1	1-0	7-8
When tied after first quarter	2-2	1-1	2-0	1-1	1-1	7-5
When leading at halftime	7-0	3-0	10-0	9-1	9-1	38-2
When trailing at halftime	2-3	1-7	1-1	2-2	1-1	7-14
When tied at halftime	1-0	0-1	1-0	0-0	0-1	2-2
When leading after three quarters	6-0	4-0	11-0	10-0	10-0	41-0
When trailing after three quarters	2-2	0-8	1-1	1-3	0-2	4-17
When tied after three quarters	2-1	0-0	0-0	0-0	0-1	2-2
In overtime	0-0	0-0	0-0	1-0	0-0	1-0
When Cincinnati has more rushing yards	9-2	3-1	8-0	8-0	8-1	36-4
When opponent has more rushing yards	1-1	1-6	4-1	3-3	2-2	11-13
When Cincinnati rushes for 200 or more yards	3-0	3-0	3-0	2-0	3-0	14-0
When Cincinnati rushes for 150 or more yards	6-2	4-2	4-0	2-0	4-0	20-4
When Cincinnati holds opponent to 100 rushing yards or less	5-1	3-3	3-0	6-0	8-1	25-5
When Cincinnati holds opponent to 150 rushing yards or less	8-2	3-4	4-0	7-0	8-1	30-7
When Cincinnati has more passing yards	1-0	1-4	11-0	8-2	5-2	26-8
When opponent has more passing yards	9-3	3-5	1-1	3-1	5-1	21-11
When Cincinnati passes for 300 or more yards	1-0	1-3	7-0	3-0	3-2	15-5
When Cincinnati passes for 200 or more yards	6-2	3-4	5-0	4-2	10-2	28-10
When Cincinnati holds opponent to 150 passing yards or less	1-0	0-1	2-0	2-0	1-1	6-2
When Cincinnati holds opponent to 100 passing yards or less	1-0	0-0	0-0	1-0	1-0	3-0
When Cincinnati has more total yards	7-0	4-4	10-0	10-0	7-1	38-5
When opponent has more total yards	3-2	0-4	2-1	1-3	3-2	9-12
When Cincinnati has more first downs	7-0	4-3	7-0	6-1	7-1	31-5
When opponent has more first downs	3-3	0-5	5-1	3-2	3-2	14-13
When first downs are equal	0-0	0-0	0-0	2-0	0-0	2-0
When Cincinnati forces more turnovers	6-1	1-0	8-0	2-0	8-0	25-1
In games decided by three points or less	2-1	0-1	3-0	3-0	1-0	9-2
In games decided by seven points or less	3-1	0-1	0-0	5-0	2-3	10-5
In black jerseys	5-0	3-2	3-0	6-1	5-2	22-5
In white jerseys	5-2	1-4	7-1	4-2	5-1	22-9
In red jerseys	0-1	0-2	2-0	1-0	0-0	3-3



CINCINNATI FOOTBALL



2012 SCHEDULE

Sept. 6	PITTSBURGH	Oct. 26	at Louisville *
Sept. 15	DELAWARE STATE	Nov. 3	SYRACUSE *
Sept. 29	VIRGINIA TECH ^	Nov. 10	at Temple *
Oct. 6	MIAMI (OH)	Nov. 17	RUTGERS *
Oct. 13	FORDHAM	Nov. 23	USF *
Oct. 20	at Toledo	Dec. 1	at Connecticut *

Home Games In **BOLD CAPS**; *-BIG EAST Conference Game; ^-Played at FedExField (Landover, Md.)

GoBEARCATS.com