



2012-13 CINCINNATI BEARCATS BASKETBALL

GAME NOTES
WOMEN'S BASKETBALL CONTACT: KATIE BOTSIS
KATIE.BOTSIS@UC.EDU
513-556-5191
GoBEARCATS.com

CINCINNATI SPORTS COMMUNICATIONS: RICHARD E. LINDNER CENTER ▶ 2751 O'VARSITY WAY, SUITE 860 ▶ CINCINNATI, OHIO 45221-0021 ▶ (P) 513.556.5191 ▶ (F) 513.556.0619

SCHEDULE/RESULTS

Nov. 4	Kentucky Wesleyan (Ex.)	W, 61-41
Nov. 9	Northern Kentucky	W, 49-31
Nov. 14	at Ohio State	L, 87-49
Nov. 19	at Kent State	W, 59-41
Nov. 25	College of Charleston	W, 66-57
Nov. 28	Morehead State	W, 55-45

Dec. 2	Xavier	FSO	L, 69-67 ^{2OT}
Dec. 5	Youngstown State		W, 57-46
Dec. 9	Eastern Kentucky		W, 59-48
Dec. 15	at Akron		L, 67-54
Dec. 21	Belmont		W, 68-54
<i>Bank of Hawaii Rainbow Wahine Invitational (ET times listed)</i>			
Dec. 28	vs. Alabama		L, 58-47
Dec. 29	at Hawaii		L, 65-63 ^{OT}
Dec. 30	vs. Long Island		W, 59-48

Jan. 6	Villanova *		L, 54-51
Jan. 9	Seton Hall *	FSO	L, 64-56
Jan. 15	at USF *		L, 77-44
Jan. 18	at Louisville *		L, 72-33
Jan. 22	DePaul *		7 p.m.
Jan. 26	Connecticut *		8 p.m.
Jan. 29	at Georgetown *		8 p.m.

Feb. 2	at Notre Dame *		2 p.m.
Feb. 5	Syracuse *		7 p.m.
Feb. 9	at Rutgers *	BEN	6 p.m.
Feb. 13	Marquette *		7 p.m.
Feb. 17	at St. John's *	ESPN2	5 p.m.
Feb. 20	at Pittsburgh *		7 p.m.
Feb. 23	Providence *		2 p.m.

Mar. 2	Rutgers *		5 p.m.
Mar. 4	at Marquette *		8 p.m.

BIG EAST Championship

Mar. 8	First Round (Hartford, Conn.)	TBA
Mar. 9	Second Round (Hartford, Conn.)	TBA
Mar. 10	Quarterfinals (Hartford, Conn.)	TBA
Mar. 11	Semifinals (Hartford, Conn.)	TBA
Mar. 12	Final (Hartford, Conn.)	TBA

* - BIG EAST Conference game.
All game times are Eastern and subject to change.
FSO - Fox Sports Ohio; BTN - Big Ten Network; BEN - BIG EAST Network (FSO and WKRC-TV - Cincinnati; check local listing for other markets)

SPORTS COMMUNICATIONS OFFICE

Richard E. Lindner Center Suite 860
2751 O'Varsity Way Cincinnati, OH 45221-0021
Phone: 513.556.5191 Fax: 513.556.0619
Website: www.GoBEARCATS.com
Twitter: @GoBEARCATS, @CincinnatiWBB
Facebook: Cincinnati Women's Basketball

Katie Botsis Asst. SID/WBB Contact
Office: 513.556.5191 Email: Katie.Botsis@uc.edu



CINCINNATI BEARCATS

Location: Cincinnati, Ohio
2012-13 Record: 8-9, 0-4 BIG EAST
Last Game: Jan. 18, 2013
L, 72-33 vs. ^{13/15}Louisville
Head Coach: Jamelle Elliott
Career Record: 45-62 (4th season)
Record at UC: Same
vs. DePaul: 0-3



DEPAUL BLUE DEMONS

Location: Chicago, Ill.
2012-13 Record: 14-5, 3-2 BIG EAST
Last Game: Jan. 19, 2013
W, 79-67 vs. Providence
Head Coach: Doug Bruno
Career Record: 524-287 (27th season)
Record at DePaul: Same
vs. UC: 23-12

SETTING THE SCENE

THE DEPAUL GAME

SERIES:

TOTAL: DEPAUL LEADS, 24-12
AT CINCINNATI: SERIES TIED, 8-8
AT DEPAUL: DEPAUL LEADS, 15-2
NEUTRAL: CINCINNATI LEADS, 2-1

LAST MEETING: Feb. 27, 2012
at DePaul 73, Cincinnati 51

STREAMING RADIO:

GoBEARCATS.com
Scott Waldrop, Kaci Kust

GAMETRACKER:

GoBearcats.com

GAME INFORMATION

THE GAME: The University of Cincinnati women's basketball team returns from a two-game road trip to host DePaul in a BIG EAST contest Tuesday evening at 7 p.m. The Bearcats enter the contest coming off a 72-33 loss to nationally-ranked Louisville. DePaul (14-5, 3-2) most recently knocked off Providence by a 79-67 final score.

THE SERIES: DePaul leads the overall series with the Bearcats by a 24-12 mark. In games played in Cincinnati, the series is tied with eight wins each. The Blue Demons are winners of eight of the last nine meetings, dating back to the 2003-04 season. UC's only win during the span came on Jan. 14, 2007 when the Bearcats defeated DePaul 62-44 at home.

THE COACH: Jamelle Elliott is in her fourth season at Cincinnati in 2012-13. She is 45-62 overall and has won 12 BIG EAST contests. She was a six-time national champion with the Huskies, including helping UConn to its first championship as a student-athlete in 1995. One of the most accomplished players in the distinguished history of the Connecticut program, Elliott finished her career ranked No. 2 among UConn's all-time rebounding leaders (1,054), No. 5 in BIG EAST career rebounding (558) and No. 11 in UConn career scoring (1,387).

STREAKS, STORYLINES, SIDEBARS

- ▶ UC enters Wednesday's contest with an 8-9 overall record and an 0-4 mark in conference play. UC opens a two-game homestand Tuesday against DePaul. The Bearcats will also face UConn at home Saturday at 8 p.m.
- ▶ UC allowed the second-fewest points to a team under head coach Jamelle Elliott when they limited Northern Kentucky to 31 during the season opener. The Norse shot just 26.1 percent from the floor and committed 23 turnovers.
- ▶ Dayeesha Hollins leads the team in scoring this season at 16.4 points per game. She has reached double digits in scoring 14 games this season. Hollins has surpassed the 20-point mark four times and recorded one double-double. She has been named to the BIG EAST Honor Roll twice this season. The junior guard also earned All-Tournament honors at the Bank of Hawaii Rainbow Wahine Invitational.
- ▶ Overall UC has limited six different opponents this season to 50 points or fewer. In nine of 16 games the Bearcats have kept their opponent to 37% shooting or lower.
- ▶ Hollins scored the 1,000th point in her career during the Dec. 21 game against Belmont. The junior scored 420 points as a freshman at Michigan before scoring 444 during her sophomore season at UC. Hollins has 246 points during the 2012-13 season.
- ▶ Two Bearcats finished with double-doubles in consecutive games for the first time since at least the 2001-02 season. Prior to the Xavier and Youngstown State games, two Bearcats had finished with double-doubles just once in the last five years.
- ▶ Tiffany Turner currently ranks fifth in the BIG EAST in field goal percentage at 55.9%. The junior was 14-of-19 during the three tournament games in Hawaii.

CINCINNATI PROBABLE STARTERS & ROSTER

No.	Name	Pos.	Ht.	Cl.	Hometown	GP/GS	PPG	RPG	APG	MIN
10	Kayla Cook	G	5-10	Jr.	South Webster, Ohio	17/17	4.8	3.1	2.1	32.5
12	Alysha Lovett	G	6-0	So.	Newark, N.J.	16/10	7.3	4.4	1.3	28.1
31	Dayeesha Hollins	G	5-6	R-Jr.	Cincinnati, Ohio	15/14	16.4	5.1	2.2	35.1
4	Lesha Dunn	C	6-4	Sr.	Toronto, Ontario	17/14	8.1	6.2	1.5	24.7
25	Chelsea Jamison	G	5-10	So.	Indianapolis, Ind.	17/5	4.6	3.7	0.5	19.5
Off the Bench										
5	Destini Feagin	G	5-10	Fr.	Philadelphia, Pa.	15/0	0.3	0.3	0.1	2.6
11	Tiffany Turner	F	6-1	Jr.	Marlton, N.J.	15/13	8.0	7.0	0.5	26.4
15	Alexis Durley	G	5-8	Fr.	Houston, Texas	17/10	5.3	2.1	1.7	24.3
23	Jasmine Whitfield	G	5-10	Fr.	Crestwood, Ky.	16/0	1.8	1.5	0.4	10.5
32	Shelbi Chandler	F	6-3	Fr.	Indianapolis, Ind.	15/0	0.3	0.6	0.2	4.5
33	Jeanise Randolph	F	6-2	Jr.	Chicago, Ill.	5/2	6.2	5.2	0.0	21.6
40	Talequia Hamilton	F	6-2	So.	Huntington, W. Va.	1/0	0.0	2.0	0.0	2.0

*projected starters are listed based on starters from the last game

2012-13 NUMERICAL ROSTER

No.	Name	Pos.	Ht.	Cl./Elig.	Hometown/High School/Last School
4	Lesha Dunn	C	6-4	Sr./Sr.	Toronto, Ontario/Trinity Valley Community College
5	Destini Feagin	G	5-10	Fr./Fr.	Philadelphia, Pa./Nazareth Regional
10	Kayla Cook	G	5-10	Jr./Jr.	South Webster, Ohio/South Webster
11	Tiffany Turner	F	6-1	Jr./Jr.	Marlton, N.J./Cherokee
12	Alyesha Lovett	G	6-0	So./So.	Newark, N.J./Malcolm X Shabazz
15	Alexis Durley	G	5-8	Fr./Fr.	Houston, Texas/Andy Dekaney
23	Jasmine Whitfield	G	5-10	Fr./Fr.	Crestwood, Ky./South Oldham
25	Chelsea Jamison	G	5-10	So./So.	Indianapolis, Ind./Broad Ripple
31	Dayeesha Hollins	G	5-6	Sr./Jr.	Cincinnati, Ohio/Winton Woods/Michigan
32	Shelbi Chandler	F	6-3	Fr./Fr.	Indianapolis, Ind./Pike
33	Jeanise Randolph	F	6-2	Jr./Jr.	Chicago, Ill./Thornton Fractional North
40	Talequia Hamilton	F	6-2	So./So.	Huntington, W. Va./Huntington

2012-13 ALPHABETICAL ROSTER

No.	Name	Pos.	Ht.	Cl./Elig.	Hometown/High School/Last School
32	Shelbi Chandler	F	6-3	Fr./Fr.	Indianapolis, Ind./Pike
10	Kayla Cook	G	5-10	Jr./Jr.	South Webster, Ohio/South Webster
4	Lesha Dunn	C	6-4	Sr./Sr.	Toronto, Ontario/Trinity Valley Community College
15	Alexis Durley	G	5-8	Fr./Fr.	Houston, Texas/Andy Dekaney
5	Destini Feagin	G	5-10	Fr./Fr.	Philadelphia, Pa./Nazareth Regional
40	Talequia Hamilton	F	6-2	So./So.	Huntington, W. Va./Huntington
31	Dayeesha Hollins	G	5-6	Sr./Jr.	Cincinnati, Ohio/Winton Woods/Michigan
25	Chelsea Jamison	G	5-10	So./So.	Indianapolis, Ind./Broad Ripple
12	Alyesha Lovett	G	6-0	So./So.	Newark, N.J./Malcolm X Shabazz
33	Jeanise Randolph	F	6-2	Jr./Jr.	Chicago, Ill./Thornton Fractional North
11	Tiffany Turner	F	6-1	Jr./Jr.	Marlton, N.J./Cherokee
23	Jasmine Whitfield	G	5-10	Fr./Fr.	Crestwood, Ky./South Oldham

COACHING STAFF

Head Coach: Jamelle Elliott (4th season, Connecticut '96)
 Assistant Coach: Tasha McDowell (St. Ambrose '97)
 Assistant Coach: Katie Rokus (USC-Aiken '03)
 Assistant Coach: Aaron A. Swinson (Auburn '05)
 Dir. of Operations: Dana Rieger (Albion '94)

PRONUNCIATION GUIDE

Lesha Dunn LEE-sha
 Destini Feagin FAY-gin
 Talequia Hamilton tuh-LEE-qua
 Dayeesha Hollins day-EE-sha
 Alyesha Lovett uh-LEE-sha LOVE-it
 Katie Rokus ROW-kiss
 Jamelle Elliott Juh-MELL

QUICK FACTS

GENERAL INFORMATION

Location Cincinnati, Ohio
 Founded 1819
 Enrollment 42,421
 Nickname Bearcats
 Colors Red and Black
 Affiliation NCAA Division I
 Conference BIG EAST
 President Santa J. Ono
 Alma mater/year Chicago, 1984
 Director of Athletics Whit Babcock
 Alma mater/year James Madison, 1992
 Faculty Representative Dr. Frederick Russ

HISTORY

First Year of Women's Basketball 1971
 All-Time Record 591-551
 No. Years in NCAA Tournament/Last 4/2003
 No. Years in WNIT/Last 7/2012
 Last Postseason Opponent Toledo
 Result L, 72-51

TEAM INFORMATION

2011-12 Record 16-16
 Home 8-7
 Road 4-8
 Neutral 1-4
 2011-12 BIG EAST Record 6-10
 Home 2-6
 Road 4-4
 Finish T-10th
 2012 BIG EAST Tournament 0-1
 Last Opp./Result First Round, Marquette, L, 54-51
 Letterwinners Returning/Lost 8-4

SPORTS COMMUNICATION

Associate AD/Media Communications Doug Mosley
 Assistant SID/Women's Basketball Contact Katie Botsis
 Office (513) 556-5191
 Mobile (269) 760-6639
 Email katie.botsis@uc.edu
 Associate SID Ryan Koslen, Danielle Wright
 Assistant SID Andre Foushee, Jeff Geiser
 Web Site GoBEARCATS.com

DOUBLE-DOUBLES

Player	2012-13	Career
Dayeesha Hollins	1	2
Jeanise Randolph	0	4
Tiffany Turner	2	5
Lesha Dunn	1	1

DOUBLE-DIGIT GAMES

Player	2012-13	Career
Kayla Cook	1	18
Lesha Dunn	7	7
Alexis Durlley	4	4
Dayeesha Hollins	14	63
Chelsea Jamison	2	2
Alyeesha Lovett	5	6
Tiffany Turner	7	20
Jeanise Randolph	1	12

20-PLUS POINT GAMES

Player	2012-13	Career
Kayla Cook	0	1
Dayeesha Hollins	4	11
Jeanise Randolph	0	1

TEAM STATISTICS

	UC	OPP	DePaul	OPP
Scoring	936	938	1470	1335
Points p/g	51.1	57.8	77.4	70.3
Scoring Margin	-2.8	-	+7.1	-
Field Goals - Att.	324-892	361-935	556-1266	506-1235
Field Goal %	.363	.386	.439	.410
3-Point FG - Att.	49-185	91-295	147-436	107-354
3-Point FG %	.265	.308	.337	.302
3-Point FG p/g	2.9	5.4	7.7	5.6
Free Throws - Att.	239-344	170-245	211-308	216-325
Free Throw %	.695	.694	.685	.665
Free Throws p/g	14.1	10.0	13.0	7.9
Rebounds	620	595	764	776
Rebounds p/g	36.5	35.0	40.2	40.8
Rebound Margin	+1.5	-	-0.6	-
Assists	169	196	364	237
Assists p/g	9.9	11.5	19.2	12.5
Turnovers	274	272	310	329
Turnovers p/g	16.1	16.0	16.3	17.3
Turnover Margin	-0.1	-	+1.0	-
Assist/TO Ratio	0.6	0.7	1.2	0.7
Steals	111	121	176	147
Steals p/g	6.5	7.1	9.3	7.7
Blocks	38	49	73	52
Blocks p/g	2.2	2.9	3.8	2.7
Points	Hollins	16.4	Martin	16.2
Points	Dunn	8.1	Hrynko	15.3
Rebounds	Turner	7.0	Harry	10.9
Assists	Hollins	2.1	Hrynko	5.6
Steals	Hollins	1.7	Hrynko	1.9
Blocks	Dunn	0.9	Harry	1.3

LAST TIME OUT

- Cincinnati never got on track against nationally-ranked Louisville, falling to the Cardinals by a 72-33 final score.
- UC's 33 points are the fewest by the team this season and tie the lowest scored under Elliot. The Bearcats previously netted just 33 points at Rutgers during the 2009-10 season.
- The Bearcats set a new season high in turnovers for the second-straight game with 31 against the Cards.
- UC also set season low totals in field goals (12), field goal attempts (35), rebounds (16) and blocks (0).
- The -16 rebounding deficit was the largest for UC this season.
- Louisville set opponent highs in both 3-pt field goals (9) and steals (15).
- Louisville scored 30 points off UC's 31 turnovers.
- UofL posted a 19-1 run early in the second half that put the game out of reach for the Bearcats.
- Louisville finished with four players in double figures, including three starters.
- UC was lead in scoring by Hollins with 11 points. Lovett was the only other Bearcat to reach double digits with 10 points.
- Lovett lead the Bearcats in rebounding with six.
- UC has now opened BIG EAST play with four straight losses.

SCOUTING THE BLUE DEMONS

- DePaul enters Tuesday's contest with a 14-5 overall record and a 3-2 mark in conference play.
- The Blue Demons most recently defeated Providence at home by a 79-67 score.
- DePaul has traded wins and losses in its last five contests, holding a 3-2 record.
- That span includes a win over then No. 11/10 Louisville. The Blue Demons defeated the Cardinals by a 86-80 score. They also defeated USF 91-75.
- DePaul suffered conference losses to RV/23 Syracuse (84-80) and Villanova (65-45).
- Overall DePaul has won eight of their last 10 games.
- DePaul ranks third in the BIG EAST and fourth nationally with 19.2 assists per game.
- DePaul is led in scoring by Anna Martin at 16.2 points per game. Brittany Hrynko (15.3) and Jasmine Penny (14.8) also average double digits.
- Katherine Harry leads the team, the BIG EAST and ranks 20th nationally in rebounds per game (10.9)
- DePaul has made 10 consecutive NCAA Championship appearances.

THE LAST TIME

UC scored 100 or more points in a game...

vs. Charleston Southern, Nov. 25, 2003 (W, 105-60)

UC played an overtime game...

vs. Hawaii, Dec. 29, 2012 (L, 65-63)

UC played a double-overtime game...

vs. Xavier, Dec. 2, 2012 (L, 69-67)

UC won a game by 20 or more points...

vs. Evansville, Nov. 18, 2011 (W, 64-34)

UC won a game by 30 or more points...

vs. South Dakota State, Nov. 24, 2011 (55-22)

A UC player scored 20 or more points in a game...

vs. Seton Hall, Jan. 9, 2013
(Dayeesha Hollins, 23 points)

Two UC players scored 20 or more points in a game...

vs. Seton Hall, Jan. 17, 2009
(Shanasa Sanders, 25 pts; Kahla Roudebush, 20 pts)

A UC player scored 30 or more points in a game...

vs. Providence, Feb. 3, 2009
(Jill Stephens, 30 pts)

A UC player recorded a double-double in a game...

vs. Youngstown State, Dec. 5, 2012
(Lesha Dunn, 13 pts, 12 rbs; Tiffany Turner, 15 pts, 12 rbs)

Two UC players recorded a double-double in a game...

vs. Youngstown State, Dec. 5, 2012
(Lesha Dunn, 13 pts, 12 rbs; Tiffany Turner, 15 pts, 12 rbs)

Three players recorded a double-double in the same game...

Jill Stephens (17/12), Tinishia Benson (19/10), Kahla Roudebush (19/11) vs. Central Michigan, Dec. 17, 2007

A UC player recorded a double-double in consecutive games...

Tiffany Turner (vs. Xavier, 11 pts, 14 rbs / vs. Youngstown State (15 pts, 12 rbs)

A UC player recorded a triple-double in a game...

vs. Marquette, Jan. 25, 1992
(Jane Anne Preston, 13 pts, 10 rbs, 11 ast)

A UC player had 10 or more assists in a game...

at Louisville, Feb. 2, 2010
(Kahla Roudebush, 10)

A UC player had 20 or more rebounds in a game...

McNeese State, Nov. 21, 2007
(Jill Stephens, 22)

A UC player had five or more steals in a game...

vs. USF, Jan. 15, 2013
(Dayeesha Hollins, 5)

A UC player had five or more blocks in a game...

at Syracuse, Jan. 21, 2006
(Anne Stephens, 5)

A UC player had five or more 3-pointers in a game...

vs. Villanova, Jan. 6, 2013
(Dayeesha Hollins, 6)

ASSOCIATED PRESS TOP 25 (JAN. 21)

Rk.	School (First Place)	Record	Pts.
1	Baylor (35)	16-1	992
2	Notre Dame	16-1	947
3	Connecticut (2)	16-1	914
4	Duke (3)	16-0	907
5	Kentucky	18-1	819
6	Stanford	16-2	799
7	California	15-2	756
8	Penn State	14-2	722
9	Tennessee	15-3	678
10	Maryland	15-3	634
11	North Carolina	18-1	614
12	Oklahoma State	14-2	442
13	Louisville	15-4	413
14	Georgia	16-3	405
15	Purdue	15-3	387
16	Texas A&M	14-5	371
17	Dayton	15-1	343
18	South Carolina	16-3	341
19	UCLA	13-4	315
20	Colorado	15-2	279
20	Oklahoma	15-3	279
22	Florida State	15-3	227
23	Michigan	15-2	142
24	Iowa State	13-3	125
25	Michigan State	16-2	60

Others receiving votes: Syracuse 25, Villanova 16, Kansas 14, UTEP 8, Delaware 7, Arkansas 5, Iowa 4, Texas Tech 3, Vanderbilt 3, Nebraska 2, Miami (FL) 1, Green Bay 1

ESPN/USA TODAY TOP 25 (JAN. 15)

Rk.	School (First Place)	Record	Pts.
1	Baylor (25)	14-1	767
2	Connecticut (3)	14-1	731
3	Notre Dame (1)	14-1	722
4	Duke (2)	15-0	686
5	Kentucky	16-1	631
6	Stanford	14-2	628
7	California	13-2	604
8	Penn State	13-2	546
9	Tennessee	13-3	526
10	Maryland	13-3	485
11	Purdue	14-2	449
12	Georgia	15-2	431
13	Louisville	14-3	366
14	Oklahoma	14-2	355
15	UCLA	13-2	328
16	Oklahoma State	13-2	277
17	Dayton	13-1	265
18	South Carolina	14-3	262
19	North Carolina	17-1	259
20	Texas A&M	13-5	182
21	Kansas	11-4	102
22	Iowa State	12-2	89
23	Syracuse	14-1	83
24	Florida State	13-3	81
25	Colorado	13-2	67

Others receiving votes: Nebraska 52, Michigan 27, UTEP 22, DePaul 15, Vanderbilt 13, Villanova 11, Miami (FL) 6, Iowa 5, Florida 1, St. John's 1

2012-13 opponents in **bold**

► SERIES HISTORY

TOTAL: DEPAUL LEADS, 24-12
AT CINCINNATI: SERIES TIED, 8-8
AT DEPAUL: DEPAUL LEADS, 15-2
NEUTRAL: CINCINNATI LEADS, 2-1

FEB. 27, 2012	A	L, 73-51	JAN. 3, 1999	A	L, 53-47
JAN. 25, 2011	H	L, 67-48	FEB. 8, 1998	A	L, 73-68
JAN. 27, 2010	A	L, 71-63	JAN. 4, 1998	H	W, 75-65
MAR. 2, 2009	H	L, 67-47	FEB. 21, 1997	A	L, 77-66
JAN. 26, 2008	A	L, 81-51	JAN. 12, 1997	H	L, 80-72
JAN. 14, 2007	H	W, 62-44	FEB. 16, 1996	H	L, 66-64
FEB. 8, 2006	A	L, 68-53	JAN. 7, 1996	A	L, 79-64
FEB. 7, 2005	H	L, 67-55	FEB. 24, 1995	A	L, 105-69
JAN. 11, 2004	A	L, 88-61	FEB. 5, 1995	H	W, 67-58
MAR. 8, 2003	N	W, 81-64	MAR. 9, 1994	H	W, 67-66
FEB. 21, 2003	H	W, 71-67OT	FEB. 11, 1994	H	L, 75-71
FEB. 17, 2002	A	W, 75-51	JAN. 27, 1994	A	L, 85-73
MAR. 4, 2001	N	W, 65-52	MAR. 12, 1993	N	L, 73-57
FEB. 8, 2001	H	W, 72-64	FEB. 13, 1993	A	L, 79-55
JAN. 14, 2001	A	L, 79-63	JAN. 28, 1993	H	L, 62-49
FEB. 13, 2000	H	W, 71-56	FEB. 15, 1992	H	L, 75-42
JAN. 7, 2000	A	W, 57-53	JAN. 30, 1992	A	L, 78-53
FEB. 4, 1999	H	W, 65-59	DEC. 15, 1986	A	L, 76-52

HOLLINS GRABS BIG EAST HONOR ... AGAIN

- Junior Dayeesha Hollins was named to the BIG EAST Honor Roll back-to-back weeks on Nov. 26 and Dec. 3.
- The junior averaged a double-double during the two games the week of Dec. 3 with 21.5 points and 10.5 rebounds.
- She added a season-best 25 points and a career-best 14 rebounds against Xavier. It marked the second career double-double for the junior.
- She also grabbed the honor for the week of November 26 after averaging 19.0 points, 6.5 rebounds, 2.5 steals and 2.5 assists.
- The two awards bring her career total to three, earning the award once during her sophomore season.

TAKING CARE OF THE ROCK

- UC is currently fifth in the BIG EAST in turnovers per game, averaging just 16.1 per game.
- Villanova (11.1), UConn (14.2), St. John's (14.3) and Pittsburgh (15.7) are the only BIG EAST schools averaging fewer than UC.
- Cincinnati has committed as few or fewer turnover than their opponent in 10 of 17 contests this season.
- UC committed just 14.7 turnovers per game during the non-conference schedule.
- The Bearcats committed a season-low eight turnovers against Morehead State.
- Despite playing an extra 10 minutes due to double overtime, the Bearcats committed just 13 turnovers against Xavier.

DO IT WITH THE DEFENSE

- Cincinnati is currently eighth in the BIG EAST in scoring defense with opponents averaging just 57.8 points.
- UC wrapped up the non-conference schedule with foes averaging just 55.1 points per contest and shooting just 36.8 percent from the field.
- In UC's eight wins this season, opponents are averaging just 46.2 points, limiting six of those opponents to less than 50 points.
- In nine of 17 games this season, the Bearcats have held their opponent to 37 percent or lower from the field.
- Twice this season the Bearcats have kept a foe under 30% including Northern Kentucky who shot 26.1, the lowest for any opponent this season. Kent State shot just 28.6 percent.

BREAKING DOWN 2012-13

► Cincinnati's record when...	
Overall	8-9
Home	6-3
Road	1-5
Neutral	1-1
BIG EAST	0-4
BIG EAST Home	0-2
BIG EAST Road	0-2
Overtime games	0-2
Versus ranked opponents	0-2
Leading at the half	7-2
Trailing at the half	1-7
Tied at the half	0-0
Outshooting its opponent	8-1
Being outshot by its opponent	0-8
Outrebounding its opponent	6-2
Being outrebounded by its opponent	2-6
Rebounds are equal	0-1
Games decided by 10 or fewer points	1-3
Games decided by 5 or fewer points	0-3
Score 60-plus points	2-2
Score 70-plus points	0-0
Score 80-plus points	0-0
Score 90-plus points	0-0
Opp. score less than 40 points	1-0
Opp. score less than 50 points	6-1
Opp. score less than 60 points	8-2
Opp. score less than 70 points	8-6
Opp. score less than 80 points	8-8
Opp. score 80-plus points	0-1
Opp. score 90-plus points	0-0
Commit fewer turnovers than opp.	6-2
Commit more turnovers than opp.	1-6
Turnovers are equal	1-1
On Monday	1-0
On Tuesday	0-1
On Wednesday	2-2
On Thursday	0-0
On Friday	2-2
On Saturday	0-2
On Sunday	3-2
In November	4-1
In December	4-4
In January	0-4
In February	0-0
In March	0-0
In White Uniforms	7-2
In Red Uniforms	0-2
In Black Uniforms	1-5

UC IN BIG EAST/NATIONAL RANKINGS

Team			
Category	BIG EAST (Jan. 21)	National (Jan. 20)	
Scoring Offense	15th 55.1	297 55.1	
Scoring Defense	8th 57.8	88 57.8	
Scoring Margin	13th -2.8	210 -2.8	
Free Throw Pct.	9th 69.5%	141 69.5%	
FG Pct.	14th 36.3%	261 36.3%	
FG Pct. Defense	10th 38.6%	174 38.6%	
3-FG Pct.	13th 26.5%		
3-FG Pct. Defense	10th 30.8%	192 30.8%	
Rebound Margin	10th +1.5	134 +1.5	
Blocked Shots	15th 2.2	296 2.2	
Assists	15th 9.9	311 9.9	
Steals	15th 6.5	305 6.5	
Turnovers/Game	5th 16.1	97 16.1	
Turnover Margin	14th -0.12	176 -0.12	
Assist/Turnover Ratio	14th 0.6	264 0.62	
3-FG Made	12th 2.9	319 2.9	
Individual			
Scoring			
Dayeesha Hollins	6th 16.4	94 16.4	
Rebounding			
Tiffany Turner	10th 7.0		
Leshia Dunn	13th 6.2		
Field Goal %			
Tiffany Turner	4th 55.9%		
Dayeesha Hollins		243 34.1	
Assists			
Free Throw %			
Dayeesha Hollins		225 73.5	
Steals			
3pt. Field Goal %			
Dayeesha Hollins	13th 34.0%		
3pt. Field Goals Made			
Blocked Shots			
Assist/Turnover Ratio			
Offensive Rebounds			
Defensive Rebounds			
Tiffany Turner	8th 4.6		
Leshia Dunn	10th 4.4		
Minutes Played			
Dayeesha Hollins	4th 35.1		

HOLLINS REACHES 1,000

- With a score at the 11:52 mark against Belmont, junior Dayeesha Hollins recorded her 1,000th career point.
- 420 of those points came during her freshman season at University of Michigan. Since then the junior guard has scored 690 points as a Bearcat during the 2011-12 and 2012-13 seasons.
- Hollins is averaging 16.4 points per game this season has contributed 20-plus points on four occasions.
- Hollins currently ranks sixth among all BIG EAST players in scoring.

NEW SIGNEES

- Cincinnati has announced the signing of four student-athletes to letters of intent for the 2013-14 season.
- Ashley Nickens (Roseville, Mich. / Henry Ford II), Bianca Quisenberry (Springfield, Ohio / Tecumseh), Brandey Tarver (Chicago, Ill. / Bogan) and Marley Hill (Columbus, Ohio / Africentric) have all signed with the Bearcats.

FIGHTING THE INJURY BUG

- This season UC has had five of 12 players miss games due to injuries.
- Talequia Hamilton is lost for the season after suffering a knee injury during the season-opener against Northern Kentucky.
- Randolph returned to the lineup against USF after missing nine games with an injury.
- Dayeesha Hollins missed the contests against Youngstown State and Eastern Kentucky with an injury.
- Turner was sidelined against Morehead State and Belmont.
- Lovett sat out the Villanova game.
- Due to the injuries, eight different Bearcats have made starts this season.

TOP PLAYS

- UC's top play this season came during the Bank of Hawaii Rainbow Wahine Invitational against Hawaii.
- UC trailed by two after a pair of free throws from Hawaii with 0.5 seconds on the clock. Durley then executed a perfect full-court heave from the under the opposite basket. Without a bounce, the ball found Hollins, who had snuck behind the defense. She layed it up as time expired forcing a stunned Hawaii team to overtime.
- The shot capped a comeback effort that saw UC erase a 10-point deficit with just 2:44 to play.

OVERTIME TREND

- After playing 61 straight games without needing overtime, UC played overtime three times during a stretch of 15 games.
- The Bearcats went 2-1 during the span, defeating Duquesne (68-63) and suffering losses to Xavier (69-67) and Hawaii (65-63).
- UC has played two overtime games this season. The last time the Bearcats played multiple OT games in one season was 2009-10 (3).

PREVIEW & REVIEW

- Head coach Jamelle Elliott recorded her first career postseason victory with a 68-63 overtime victory against Duquesne.
- The Bearcats' victory against the Dukes was its first postseason win in 10 years and first WNIT win since 2000.
- Cincinnati's 16 wins this season is a seven-game improvement from last season, when it finished 9-20. It is also the most wins since 2005-06, when it won 17.
- Cincinnati finished the regular season with a .500 record for the first time since 2006-07. That was also the last time Cincinnati recorded at least 15 wins.
- The Bearcats were picked to finish 15th in the BIG EAST in the preseason poll, but finished tied for 10th.
- UC has its most BIG EAST Conference wins since the 2006-07 season, when it also won six.

CINCINNATI POSTSEASON HISTORY

WNIT ALL-TIME RESULTS		
Year	Opponent	Result
1981 (NWIT)	vs. Drake	L, 76-84
	vs. Tennessee Tech	L, 80-81
	vs. Baylor	W, 94-77
1998	at Toledo	L, 62-76
2000	at Pittsburgh	W, 76-70
	Michigan State	L, 83-88
2001	at Ohio State	L, 60-61
2004	at Western Kentucky	L, 78-80 ^{OT}
2006	at Florida International	L, 75-81
2012	vs. Duquesne	W, 68-63 ^{OT}
	at Toledo	L, 72-51
NCAA TOURNAMENT ALL-TIME RESULTS		
Year	Opponent	Result
1989	Bowling Green	L, 59-69
1999	Oregon	L, 56-65
2002	St. Peter's	W, 76-63 ^{OT}
	South Carolina	L, 56-75
2003	Arkansas	L, 53-72
Total Postseason Appearances: 11 (NCAA - 4, WNIT - 7)		
All-Time Postseason Record: 4-11 NCAA Record: 1-4 WNIT Record: 3-8		

2012-13 BIG EAST STANDINGS

	BIG EAST	Pct	Overall	Pct
Notre Dame	5 - 0	1.000	16 - 1	.941
Villanova	4 - 0	1.000	15 - 2	.882
Connecticut	4 - 1	.800	17 - 1	.944
Syracuse	3 - 1	.750	15 - 2	.882
St. John's	3 - 1	.750	9 - 7	.563
Louisville	3 - 2	.600	15 - 4	.789
DePaul	3 - 2	.600	14 - 5	.737
Marquette	2 - 2	.500	10 - 7	.588
Georgetown	2 - 3	.400	11 - 7	.611
Seton Hall	2 - 3	.400	7 - 11	.389
USF	1 - 3	.250	12 - 5	.706
Rutgers	1 - 3	.250	10 - 7	.588
Pittsburgh	0 - 4	.000	9 - 8	.529
Cincinnati	0 - 4	.000	8 - 9	.471
Providence	0 - 4	.000	5 - 12	.294

2012-13 BIG EAST PRESEASON POLL

Team Points		
1.	Connecticut (12)	194
2.	Notre Dame (3)	182
3.	Louisville	167
4.	St. John's	144
5.	Rutgers	143
6.	DePaul	138
7.	Syracuse	105
8.	Georgetown	104
9.	USF	97
10.	Villanova	78
11.	Marquette	75
12.	Cincinnati	61
13.	Pittsburgh	31
	Seton Hall	31
15.	Providence	25

RADIO/TV ROSTER



4 **LESHA DUNN**
C » 6-4 » SENIOR
TORONTO, ONTARIO



5 **DESTINI FEAGIN**
G » 5-10 » FRESHMAN
PHILADELPHIA, PA.



10 **KAYLA COOK**
G » 5-10 » JUNIOR
SOUTH WEBSTER, OHIO



11 **TIFFANY TURNER**
F » 6-1 » JUNIOR
MARLTON, N.J.



12 **ALYESHA LOVETT**
G » 6-0 » SOPHOMORE
NEWARK, N.J.



15 **ALEXIS DURLEY**
G » 5-8 » FRESHMAN
HOUSTON, TEXAS




23 **JASMINE WHITFIELD**
G » 5-10 » FRESHMAN
CRESTWOOD, KY.



25 **CHELSEA JAMISON**
G » 5-10 » SOPHOMORE
INDIANAPOLIS, IND.



31 **DAYEESHA HOLLINS**
G » 5-6 » JUNIOR
CINCINNATI, OHIO



32 **SHELBI CHANDLER**
F » 6-3 » FRESHMAN
INDIANAPOLIS, IND.



33 **JEANISE RANDOLPH**
F » 6-2 » JUNIOR
CHICAGO, ILL.



40 **TALEQUIA HAMILTON**
F » 6-2 » SOPHOMORE
HUNTINGTON, W. VA.



JAMELLE ELLIOTT
HEAD COACH



TASHA MCDOWELL
ASSISTANT COACH



KATIE ROKUS
ASSISTANT COACH



AARON A. SWINSON
ASSISTANT COACH



DANA RIEGER
DIRECTOR OF BASKETBALL OPERATIONS



PATRICK MILLER
GRADUATE ASSISTANT



HEAD COACH

JAMELLE ELLIOTT

Fourth Season at Cincinnati

Career Record: 45-62

Record at Cincinnati: 45-62

BIG EAST Record: 12-40

Jamelle Elliott, a former student-athlete and assistant coach at Connecticut, was named the University of Cincinnati's eighth head women's basketball coach on May 5, 2009. She enters her fourth campaign in 2012-13.

The 2011-12 season was an historic one for Elliott, as she guided UC to its first postseason win in 10 years with a 68-63 victory against Duquesne in the first round of the WNIT. The Bearcats improved by seven wins and finished 16-16 overall, the first .500 or better record since 2006-07. UC won six BIG EAST contests, finishing 10th in the league after being tabbed to finish 15th in the preseason poll. Four of the Bearcats' conference wins came on the road, a school-record. Sophomore guard Dayeesha Hollins was named to the all-BIG EAST second team after leading the Bearcats in scoring and assists with 14.7 points and 3.6 assist per game.

Elliott's second season at the helm of the Bearcats produced a 5-0 start, UC's first since the 2005-06 campaign. Elliott also presided over her first win over a Top 25 program when the Bearcats topped No. 20 Marquette on senior night in Fifth Third Arena. The 2010-11 season saw four freshman get significant minutes and two - Kayla Cook and Jeanise Randolph - earn BIG EAST all-Freshman honors.

In her first season on the Bearcats sideline, the squad improved its BIG EAST record by one win and upset USF in the first round of the BIG EAST Championship. UC was runner-up at the 2009 Great Alaska Shootout and defeated St. John's - a team that spent a significant portion of the season in the Top 25 and earned a spot in the NCAA Tournament. Elliott earned her first career head coaching win in the 2009 season opener, an 85-46 victory over Furman in Fifth Third Arena.

Elliott immediately put her stamp on the UC basketball program by starting new season ticket sales and marketing initiatives. Season ticket sales increased more than 220% from 2008-09 to 2009-10.

Elliott is very involved in the greater Cincinnati community, speaking at events and lending support to several charity organizations. Elliott aligned herself and the UC program with the National Multiple Sclerosis Society, Marvin Lewis Community Fund, and Dress for Success, among others. In 2011, she was instrumental in the adoption of Buzz Smith, a 10-year-old recovering from multiple spinal surgeries. Elliott deemed him a member of the Bearcat Family who will be granted exclusive access to team practices and pre-game rituals.

Elliott spent the better part of two decades with the Connecticut women's basketball program and Hall of Fame head coach Geno Auriemma, the last 12 years as an assistant coach. She has been a part of six national championships, including the Huskies' 2009 undefeated championship run, and won a title as a player, helping UConn to the 1995 championship, the first in the school's history.

Building on her success as a player for the Huskies, Elliott has helped guide UConn to a 402-36 (.918) record in her 12 years as an assistant coach, leading the team to seven NCAA Final Four berths in that span. In conference action, UConn has won the BIG EAST Conference regular season title in 10 of her 12 seasons, while also claiming a total of nine tournament crowns.

She has mentored some of the game's best post players, including all-Americans Swin Cash, Asjha Jones, Tamika Williams, 2009 Final Four Most Outstanding Player Tina Charles, and 2009 National Player of the Year Maya Moore.

Elliott, a four-year letterwinner, helped build the UConn dynasty as a player and finished her career ranked No. 2 among UConn's all-time rebounding leaders (1,054), No. 5 in BIG EAST career rebounding (558), and No. 11 in UConn career scoring (1,387).

Elliott, at the time, became only the second player in UConn history to surpass the 1,000-point and 1,000-rebound milestones. She is among the Connecticut career leaders for games played with 135, never missing a single game or practice in her four years. UConn posted an overall record of 117-18 (.867) during her career as a player.

During her senior year, Elliott was honored by The UConn Club as its Outstanding Senior Athlete. She was also named the Most Outstanding Player at the Hartford Courant Connecticut Classic and was a member of the 1995 NCAA Midwest Regional All-Tournament Team.

After graduating from Connecticut with a degree in business management in 1996, Elliott went on to earn her graduate degree in sports management at UConn in 1997.

Elliott, a native of Washington, D.C., was named to the Washington Post all-Metro Team as well as being named Scholar-Athlete at H.D. Woodson High School.

UC UNDER ELLIOTT

Overall.....	45-62
Home.....	26-29
Road.....	11-28
Neutral.....	7-5
BIG EAST.....	12-38
Home.....	4-22
Road.....	8-17
Versus ranked opponents:.....	1-22

HEAD COACHING SUPERLATIVES

First Game.....	11/15/09 vs. Furman
First Win.....	11/15/09 vs. Furman, 85-46
First Road Win.....	1/23/10 at Seton Hall, 64-47
First BIG EAST Win.....	1/10/10 vs. St. John's, 70-60
First BIG EAST Road Win.....	1/23/10 at Seton Hall, 64-47
First Postseason Win.....	3/16/12 vs. Duquesne, 68-63 OT
Most Points Scored.....	85 vs. Furman, 11/15/09
Fewest Points Scored.....	33 at Rutgers, 1/16/10
.....	33 at Louisville, 1/18/13
Most Points Allowed.....	87, at Ohio State, 11/14/12
Fewest Points Allowed.....	22 vs. South Dakota State, 11/24/11
Largest Margin of Victory.....	39 vs. Furman, 11/15/09

ELLIOTT VS. OPPONENTS

Akron.....	0-1	Morehead Staet.....	1-0
Alabama.....	0-1	Morgan State.....	1-0
Alaska Anchorage.....	0-1	North Florida.....	1-0
Belmont.....	1-0	Northern Kentucky.....	1-0
Butler.....	0-1	Notre Dame.....	0-3
Chattanooga.....	1-0	Ohio State.....	0-1
College of Charleston.....	1-0	Pittsburgh.....	1-2
Connecticut.....	0-3	Providence.....	1-2
Dartmouth.....	1-0	Robert Morris.....	1-0
DePaul.....	0-3	Rutgers.....	0-4
Dayton.....	1-1	Seton Hall.....	2-2
Detroit.....	1-0	South Dakota State.....	1-0
Duquesne.....	1-0	Southwest Baptist.....	1-0
Eastern Kentucky.....	2-0	St. John's.....	1-2
Furman.....	1-0	Syracuse.....	2-1
Georgetown.....	0-3	Texas.....	0-1
Hawaii.....	0-1	USF.....	2-3
Hofstra.....	1-0	Valparaiso.....	2-0
High Point.....	1-0	Villanova.....	0-4
IPFW.....	1-0	Virginia Tech.....	1-0
Indiana.....	0-1	West Virginia.....	0-4
Indianapolis.....	0-1	Western Carolina.....	1-0
Kent State.....	1-0	Wright State.....	1-1
Kentucky.....	0-1	Youngstown State.....	1-0
LIU-Brooklyn.....	1-0	Xavier.....	0-4
Longwood.....	1-0		
Louisville.....	1-5		
Marquette.....	3-2		
Marshall.....	1-1		
Miami (OH).....	0-2		
Mount St. Mary's.....	1-0		



SENIOR • CENTER

LESHA DUNN

Hometown: Toronto, Ontario

High School/Previous: Eastern Commerce Collegiate Institute/Trinity Valley Community College

4

Season Highs

17 vs. Charleston, 11/25/12	Points	17 vs. Charleston, 11/25/12
12 vs. Youngstown State, 12/5/12	Rebounds	12 vs. Youngstown State, 12/5/12
4, 2x, last vs. Villanova, 1/6/13	Assists	4 vs. Belmont, 12/21/12
1, vs. Seton Hall, 1/9/13	Steals	1, vs. Seton Hall, 1/9/13
3 vs. Youngstown State, 12/5/12	Blocked Shots	3 vs. Youngstown State, 12/5/12
7 vs. Morehead State, 11/28/12	Field Goals	7 vs. Morehead State, 11/28/12
11 vs. Morehead State, 11/28/12	FG Attempts	11 vs. Morehead State, 11/28/12
N/A	3-Pt. FG	N/A
1 at USF, 1/15/13	3-Pt. FG Attempts	1 at USF, 1/15/13
6 vs. Belmont, 12/21/12	Free Throws	6 vs. Belmont, 12/21/12
8 vs. Belmont, 12/21/12	Free Throw Attempts	8 vs. Belmont, 12/21/12
38 vs. Belmont, 12/21/12	Minutes	38 vs. Belmont, 12/21/12

Career Highs

2012-13 Game-by-Game Statistics

Opponent	Date	GS	Min	FG-FGA	Pct.	3FG-FGA	Pct.	FT-FTA	Pct.	O-D-T	A	TO	BLK	Stl	Pts.
NKU	11/9/12		12	0-1	.000	0-0	.000	2-2	1.000	0-3-3	1	0	0	0	2
at Ohio State	11/14/12		9	0-4	.000	0-0	.000	0-0	.000	1-0-1	1	1	0	0	0
at Kent State	11/19/12	*	35	6-9	.667	0-0	.000	0-0	.000	2-5-7	3	5	2	0	12
CHARLESTON	11/25/12	*	35	6-10	.600	0-0	.000	5-6	.833	3-6-9	1	8	2	0	17
MOREHEAD ST.	11/28/12	*	26	7-11	.636	0-0	.000	0-0	.000	3-3-6	2	2	1	0	14
XAVIER	12/2/12	*	20	1-9	.111	0-0	.000	0-0	.000	3-2-5	0	2	1	0	2
YSU	12/5/12	*	35	5-9	.556	0-0	.000	3-6	.500	2-10-12	2	2	3	0	13
EKU	12/9/12	*	31	2-10	.200	0-0	.000	4-6	.667	2-8-10	3	3	0	0	8
at Akron	12/15/12	*	13	2-4	.500	0-0	.000	0-0	.000	2-3-5	0	1	1	0	4
BELMONT	12/21/12	*	38	5-9	.556	0-0	.000	6-8	.750	0-8-8	4	2	0	0	16
vs. Alabama	12/28/12	*	34	5-9	.556	0-0	.000	1-4	.250	2-5-7	2	6	0	0	11
at Hawaii	12/29/12	*	22	2-5	.400	0-0	.000	0-0	.000	1-5-6	1	4	2	0	4
vs. LIU-Brooklyn	12/30/12	*	16	2-6	.333	0-0	.000	2-2	1.000	0-3-3	1	3	1	0	6
VILLANOVA	1/7/12		17	3-6	.500	0-0	.000	1-2	.500	2-4-6	4	2	1	0	7
SETON HALL	1/9/13	*	32	3-6	.500	0-0	.000	5-6	.833	1-5-6	1	5	0	1	11
at USF	1/15/13	*	26	3-9	.333	0-1	.000	1-2	.500	5-4-9	0	3	1	0	7
at Louisville	1/18/13	*	19	0-2	.000	0-0	.000	4-7	.571	3-0-3	0	3	0	0	4
Totals			14	420	52-119	.437	0-1	.000	34-51	.667	32-74-106	26	52	15	1138

2012-13 Season:

Played in all 16 games, making 13 starts ... set career-highs in scoring and rebounding in back-to-back games against Kent State and Charleston ... finished with 12 points and seven rebounds during first collegiate start at Kent State ... followed up with a 17-point, nine-point rebound performance against College of Charleston ... went 7-for-11 against Morehead State to total 14 points ... recorded first career double-double against Youngstown State with 13 points and 12 rebounds ... rejected three a career-best three shots against Youngstown State ... added three assists against Belmont ... added seven points and dished out four assists against Villanova.

2011-12 Season:

Played in 13 games ... sat out the last half of the season to focus on academics ... averaged 1.8 points and 1.5 rebounds per game ... played a career-high 12 minutes in season opener against IPFW, when she recorded three points, four rebounds, one block and one assist ... scored a career-high four points and tied her career high with four rebounds against South Dakota State ... made two blocks against Chattanooga.

High School:

Averaged 6.9 points and 5.0 rebounds per game, in addition to 20 blocked shots in 24 contests last season ... her team went 31-2 and finished No. 3 in the nation ... hails from the same community college as former Bearcat Shareese Ullis.

Personal:

Born May 31, 1991 ... daughter of Garnett Dunn and Beverly McLean.

Academic Major:

Exploratory.

2011-12 Game-by-Game Statistics

Opponent	Date	GS	Min	FG-FGA	Pct.	3FG-FGA	Pct.	FT-FTA	Pct.	O-D-T	A	TO	BLK	Stl	Pts.
IPFW	11/11/11		12	1-4	.250	0-0	.000	1-2	.500	2-2-4	1	3	1	0	3
DAYTON	11/16/11		5	0-2	.000	0-0	.000	0-2	.000	1-1-2	0	0	0	0	0
EVANSVILLE	11/18/11		8	1-3	.333	0-0	.000	0-0	.000	1-2-3	0	4	1	0	2
vs SDSU	11/24/11		8	2-3	.333	0-0	.000	0-0	.000	0-4-4	0	0	2	0	4
vs Chattanooga	11/25/11		7	1-1	1.000	0-0	.000	0-0	.000	1-0-1	0	0	0	0	2
MORGAN STATE	12/01/11		3	1-1	1.000	0-0	.000	0-0	.000	0-1-1	0	0	0	0	2
at Xavier	12/04/11		5	1-4	.250	0-0	.000	0-0	.000	1-0-1	0	0	1	0	2
at Marshall	12/10/11		4	1-2	.500	0-0	.000	0-1	.000	1-0-1	0	0	1	0	2
LOUISVILLE	12/14/11		3	0-0	.000	0-0	.000	0-0	.000	0-0-0	0	1	0	0	0
at Miami	12/17/11		1	1-1	1.000	0-0	.000	0-0	.000	0-0-0	0	0	0	0	2
UINDY	12/19/11		2	0-0	.000	0-0	.000	1-2	.500	1-0-1	0	1	1	0	1
LW	12/22/11		5	0-1	.000	0-0	.000	0-0	.000	1-0-1	0	0	0	0	0
at Virginia Tech	12/28/11		6	1-1	1.000	0-0	.000	1-2	.500	0-0-0	0	1	1	0	3
vs High Point	12/29/11							dnp							
USF	01/03/12							dnp							
at Rutgers	01/07/12							dnp							
NOTRE DAME	01/14/12							dnp							
at UConn	01/19/12							dnp							
STJ	01/21/12							dnp							
at Villanova	01/24/12							dnp							
at Syracuse	01/28/12							dnp							
at Marquette	02/01/12							dnp							
GEORGETOWN	02/04/12							dnp							
at Providence	02/07/12							dnp							
PITT	02/11/12							dnp							
at Seton Hall	02/18/12							dnp							
MARQUETTE	02/21/12							dnp							
WEST VIRGINIA	02/25/12							dnp							
at DePaul	02/27/12							dnp							
vs Marquette	03/02/12							dnp							
DUQUESNE	03/16/12							dnp							
at Toledo	03/19/12							dnp							
Totals			0	63	9-22	.409	0-0	.000	2-7	.286	9-10-19	1	9	7	20

Career Statistics

Season	GP-GS	MIN	AVG	FG	FGA	PCT.	3P	3PA	PCT.	FT	FTA	PCT	OFF	DEF	REB	AVG	PF-D	A	TO	BL	ST	PTS	AVG.
2011-12	13-0	69	5.3	10	23	.435	0	0	.000	3	9	.333	9	10	19	1.5	6-0	1	10	8	0	23	1.8
2012-13	17-14	420	24.7	52	119	.437	0	1	.000	34	51	.667	32	74	106	6.2	45-2	26	52	15	1	138	8.1
TOTAL	30-14	489	16.3	62	142	.437	0	1	.000	37	60	.617	41	84	125	4.2	51-2	27	62	23	1	161	5.4



FRESHMAN • GUARD

DESTINI FEAGIN

Hometown: Philadelphia, Pa.

High School/Previous: Nazareth Regional

5

Season Highs

2, 2x, last vs. Morehead State, 11/28/12	Points	2, 2x, last vs. Morehead State, 11/28/12
1, 3x, last at Louisville, 1/18/13	Rebounds	1, 2x, last at USF, 1/15/13
1 at USF, 1/15/13	Assists	1 at USF, 1/15/13
N/A	Steals	N/A
1 at Kent State, 11/19/12	Blocked Shots	1 at Kent State, 11/19/12
1 at Northern Kentucky, 11/19/12	Field Goals	1 at Northern Kentucky, 11/19/12
2 at USF, 1/15/13	FG Attempts	1, 3x, last vs. Charleston, 11/25/12
N/A	3-Pt. FG	N/A
1 vs. Seton Hall, 1/9/13	3-Pt. FG Attempts	1 vs. Seton Hall, 1/9/13
2, 2x, last vs. Villanova, 1/6/13	Free Throws	2 vs. Morehead State, 11/28/12
2 vs. Morehead State, 11/28/12	Free Throw Attempts	2 vs. Morehead State, 11/28/12
6 at USF, 1/15/13	Minutes	6 at USF, 1/15/13

Career Highs

2012-13 Game-by-Game Statistics

Opponent	Date	GS	Min	FG-FGA	Pct.	3FG-FGA	Pct.	FT-FTA	Pct.	O-D-T	A	TO	BLK	Stl	Pts.
NKU	11/9/12	1	1	1-1	1.000	0-0	.000	0-0	.000	0-0-0	0	0	0	0	2
at Ohio State	11/14/12	3	0	1-1	.000	0-0	.000	0-0	.000	0-0-0	0	0	0	0	0
at Kent State	11/19/12	3	0	0-0	.000	0-0	.000	0-0	.000	0-1-0	0	0	0	1	0
CHARLESTON	11/25/12	1	0	1-1	.000	0-0	.000	0-0	.000	0-0-0	0	0	0	0	0
MOREHEAD ST.	11/28/12	3	0	0-0	.000	0-0	.000	2-2	1.000	0-0-0	0	0	0	1	2
XAVIER	12/2/12						dnp								
YSU	12/5/12	3	0	0-0	.000	0-0	.000	0-0	.000	0-0-0	0	0	0	0	0
EKU	12/9/12	1	0	0-0	.000	0-0	.000	0-0	.000	0-0-0	0	0	0	0	0
at Akron	12/15/12	2	0	1-1	.000	0-1	.000	0-0	.000	0-0-0	0	0	0	0	0
BELMONT	12/21/12	0	0	0-0	.000	0-0	.000	0-0	.000	0-0-0	0	0	0	0	0
vs. Alabama	12/28/12	1	0	0-0	.000	0-0	.000	0-0	.000	0-1-1	0	1	0	0	0
at Hawaii	12/29/12						dnp								
vs. LIU-Brooklyn	12/30/12	1	0	0-0	.000	0-0	.000	0-0	.000	0-0-0	0	0	0	0	0
VILLANOVA	1/6/13	5	0	0-0	.000	0-0	.000	1-2	.500	0-0-0	0	0	0	0	1
SETON HALL	1/9/13	5	0	1-1	.000	0-1	.000	0-0	.000	0-0-0	0	0	0	0	0
at USF	1/15/13	6	0	2-2	.000	0-0	.000	0-0	.000	1-0-1	1	0	0	0	0
at Louisville	1/18/13	4	0	0-0	.000	0-0	.000	0-0	.000	0-1-1	0	1	0	0	0
Totals		0	39	1-7	.143	0-2	.000	3-4	.750	1-3-4	1	2	1	1	5

2012-13:

Played in 14 games ... saw first career action against Northern Kentucky, netting her first career points ... recorded one block at Kent State ... went 2-for-2 from the free throw line late in the game against Morehead State ... played five minutes against Villanova.

High School:

Spent the last three years at Nazareth Regional High School in Brooklyn, N.Y. ... helped her team earn an 18-4 mark her senior year ... won the CHSAA Brooklyn/Queens regular-season title and the Catholic Class AA state crown for the second straight year ... earned Philadelphia All-City honors as a sophomore and was named to the all-Catholic team her senior year.

Personal:


Born December 11, 1993 ... daughter of Joi E. Nicholson and Thomas Feagin ... has one brother, London, and one sister, Skii.

Academic Major:

Criminal Justice

Career Statistics

Season	GP-GS	MIN	AVG	FG	FGA	PCT.	3P	3PA	PCT.	FT	FTA	PCT	OFF	DEF	REB	AVG	PF-D	A	TO	BL	ST	PTS	AVG.
2012-13	15-0	39	2.6	1	7	.143	0	2	.000	3	4	.750	1	3	4	0.3	1-0	1	2	1	1	5	0.3
TOTAL	15-0	39	2.6	1	7	.143	0	2	.000	3	4	.750	1	3	4	0.3	1-0	1	2	1	1	5	0.3



JUNIOR • GUARD

KAYLA COOK

Hometown: South Webster, Ohio

High School/Previous: South Webster

- BIG EAST Rookie of the Week (3/1/11)
- BIG EAST All-Rookie Team (2010-11)

10

Season Highs

11 vs. Eastern Kentucky, 12/9/12	Points	20 vs. Morgan State, 12/1/11
8 at Kent State, 11/19/12	Rebounds	8, 3x, last at Kent State, 11/19/12
6, vs. Youngstown State, 12/5/12	Assists	6, 2x, last vs. Youngstown State, 12/5/12
3 at Kent State, 11/19/12	Steals	3, 3x, last at Kent State, 11/19/12
1, 3x, last at Hawaii, 12/29/12	Blocked Shots	1, 12x, last at Hawaii, 12/29/12
4 vs Eastern Kentucky, 1/6/13	Field Goals	7, 2x, last vs. Morgan State, 12/1/11
8 at Akron, 12/15/12	FG Attempts	12 at Xavier, 12/4/11
3 vs. Eastern Kentucky, 12/9/12	3-Pt. FG	6 vs. Morgan State, 12/1/11
8 at Akron, 12/15/12	3-Pt. FG Attempts	10 vs. Morgan State, 12/1/11
4, 2x, last vs. Hawaii, 12/29/12	Free Throws	6 at USF, 1/5/11
5 at Kent State, 11/19/12	Free Throw Attempts	6, 3x, last at Notre Dame, 2/26/11
46 vs. Xavier, 12/2/12	Minutes	46 vs. Xavier, 12/2/12

2012-13 Season:

Is the only Bearcat to start all 16 games ... netted eight points against Ohio State, hitting a pair of threes ... tied her career best marks in rebounds (8) and steals (3) at Kent State ... pulled down six rebounds against Xavier, playing a career-high 46 minutes ... tied her career high in assists (6) against Youngstown State ... drained three long-range shots on four attempts against Eastern Kentucky ... went 3-for-4 from the floor against Villanova, adding nine points.

2011-12 Season:

Started all 32 games at guard ... averaged 6.1 points and finished second on the team in 3-point shooting at 31.6 percent ... averaged 31.5 minutes of play ... recorded 10 points and five rebounds in a team-best 38 minutes of action against IPFW ... tied a career high with four 3-pointers and set a season-high with 14 points against Evansville ... had a career day against Morgan State, when she shot 7-of-11 from the field, including a career-best six 3-pointers, en route to a career-high 20 points ... scored 15 points and attempted a career-high 12 field-goals at Xavier ... set season-best and tied career-high with 40 minutes of action against Louisville ... was one of four players to score in double figures with 11 points at Miami (OH) ... shot 5-of-11, including 3-of-7 from 3-point range, en route to 14 points against Longwood ... recorded five rebounds at Villanova ... led all scorers with 14 points on 5-of-9 shooting, including 4-of-8 from behind the arc, at Syracuse ... finished with five points at Marquette, but had a season-high tying three assists and six rebounds and career-high tying three steals at Marquette ... scored 10 points and pulled down a career-high tying eight rebounds against No. 17/15 Georgetown ... grabbed the offensive rebound after a missed free-throw shot with UC up, 56-53, allowing Cincinnati to draw the foul and bring it back to the free-throw line to seal the victory at Providence ... grabbed seven rebounds and dished out a season-high five assists at Providence ... scored nine points, all on 3-pointers, against West Virginia ... went 2-of-2 from 3-point range against Duquesne.

2010-11 Season:

Started all 29 games at guard ... team's second-leading scorer at 8.1 points per game ... played over 33 minutes per game and averaged 4.0 rebounds and 2.3 assists per contest ... named to 2010-11 BIG EAST all-Freshman team ... earned Bearcat Hustle Award ... named BIG EAST Rookie of the Week on March 1 ... scored seven points and added game-high eight rebounds against North Florida ... scored game-high 15 points, knocking down 3-of-5 from three-point range and 4-of-4 from the free throw line in full 40 minutes against Robert Morris ... scored four points with seven rebounds and three assists against Mount St. Mary's ... tied a career-best with 15 points on 6-of-9 shooting, including 3-of-5 from beyond the three-point arc, and added five assists in

win at Valparaiso ... tied career high with 15 points, hitting on 5-of-6 from the field and 3-of-3 from long distance ... tallied four points with seven boards and an assist against No. 4/4 Xavier ... went scoreless for the first time in her career against Louisville in BIG EAST opener, but posted first career steal ... scored six points with a rebound, three assists and two steals against Wright State ... matched career high with 15 points on 5-of-11 shooting and grabbed seven rebounds with three assists and two steals in full 40 minutes against Marshall ... scored nine points and grabbed six rebounds, all on the defensive end, in 80-77 loss against No. 23/rv Texas in Maggie Dixon Surf N Slam Classic ... fought through painful back spasms to play 23 minutes, scoring three points with four rebounds and four assists against Hofstra ... scored nine points and hit a perfect 6-of-6 from the free throw line in win at USF ... tallied eight points with three rebounds and a pair of steals while hitting on 4-of-4 from the free throw line at No. 6/7 West Virginia ... scored five points with two rebounds and a pair of assists against Rutgers ... scored a team-high eight points with three assists and a pair of steals at No. 22 St. John's ... scored a career-high 17 points on 7-of-12 shooting with five rebounds, two assists, and a steal at Louisville ... scored four points with seven rebounds and four assists against No. 12/17 DePaul ... scored team-high 13 points while knocking down three three-pointers against No. 2/2 Connecticut ... scored five points with four boards and three assists at Pittsburgh ... scored two points, but grabbed six rebounds and added a career-high six assists in 39 minutes at No. 17/19 Georgetown ... scored eight points, knocking down a pair of threes, and grabbed six rebounds against Seton Hall ... scored three points with four rebounds and a pair of assists at Villanova ... poured in 13 points with seven rebounds and a pair of assists in 39 minutes against Providence ... tallied 13 points for second straight contest, shooting perfect 4-of-4 from the floor, 2-of-2 from three-point range and 3-of-4 from the free throw line against Syracuse ... scored a career-high 18 points on 5-of-6 from the floor, including career-best 4-of-4 from three-point range and posted a career-high three steals at No. 8/7 Notre Dame scored four points with a rebound and a pair of assists in a win against No. 20/22 Marquette ... scored seven points with three rebounds in loss vs. West Virginia in BIG EAST Championship first round.

High School:

Ranked as No. 90 recruit in the nation by ESPN Hoopgurlz ... set school scoring record for boys and girls with over 2,000 career points ... averaged 24.1 points, 9.8 rebounds, 4.1 steals, and 3.4 assists per game for her career ... shot 49 percent from the floor and 81 percent from the free throw line during her career ... two-time first-team all-state selection ... second-team all-state as a junior ... four-time Southern Ohio Conference and district Player of the Year ... four-time first-team all-conference selection ... led South Webster to four district titles and a trip to the regional semifinals each of her four seasons ... also lettered in soccer and track ... state qualifier in track for the mile and two mile.

Personal:

Full name is Kayla Michelle Cook ... born April 7, 1992 in South Webster, Ohio ... daughter of Danny and Tonaya Cook ... has a younger brother, Levi.

Academic Major:

Exploratory.

Career Statistics

Season	GP-GS	MIN	AVG	FG	FGA	PCT.	3P	3PA	PCT.	FT	FTA	PCT	OFF	DEF	REB	AVG	PF-D	A	TO	BL	ST	PTS	AVG.
2010-11	29-29	964	33.2	76	209	.364	36	105	.343	48	63	.762	31	85	116	4.0	54-0	67	62	6	18	236	8.1
2011-12	32-32	1007	31.5	67	201	.333	48	152	.316	14	22	.636	25	77	102	3.2	57-1	54	44	4	27	196	6.1
2012-13	17-17	553	32.5	24	92	.261	14	63	.222	20	23	.870	9	43	52	3.1	25-0	35	20	3	13	82	4.8
TOTAL	78-78	2524	32.4	167	502	.333	98	320	.306	82	108	.759	65	205	270	3.5	136-1	156	126	13	58	514	6.6

Cook Career Game-by-Game Statistics

2012-13 Game-by-Game Statistics

Opponent	Date	GS	Min	FG-FGA	Pct.	3FG-FGA	Pct.	FT-FTA	Pct.	O-D-T	A	TO	BLK	Stl	Pts.
NKU	11/9/12	*	38	1-7	.143	1-6	.167	0-0	.000	0-3-3	3	0	0	2	3
at Ohio State	11/14/12	*	34	2-6	.333	2-6	.333	2-2	1.000	0-2-2	1	2	0	0	8
at Kent State	11/19/12	*	36	1-5	.200	2-4	.250	3-5	.600	2-6-8	1	2	0	3	6
CHARLESTON	11/25/12	*	37	2-7	.286	0-4	.000	0-0	.000	1-3-4	4	0	0	0	4
MOREHEAD ST.	11/28/12	*	39	2-5	.400	0-2	.000	0-0	.000	1-4-5	4	0	0	0	4
XAVIER	12/2/12	*	46	1-7	.143	1-4	.250	2-2	1.000	1-5-6	1	0	0	0	5
YSU	12/5/12	*	38	0-7	.000	0-6	.000	4-4	1.000	0-5-5	6	1	0	1	4
EKU	12/9/12	*	39	4-7	.571	3-4	.750	0-0	.000	1-3-4	2	0	0	0	11
at Akron	12/15/12	*	29	2-8	.250	2-8	.250	0-0	.000	1-2-3	1	0	0	0	6
BELMONT	12/21/12	*	40	2-5	.400	1-2	.500	1-2	.500	1-1-2	4	0	0	1	6
vs. Alabama	12/28/12	*	19	0-3	.000	0-2	.000	2-2	1.000	0-1-1	1	3	1	1	2
at Hawaii	12/29/12	*	24	1-3	.333	0-1	.000	4-4	1.000	0-1-1	0	3	1	1	6
vs. LIU-Brooklyn	12/30/12	*	14	0-5	.000	0-3	.000	0-0	.000	0-0-0	0	0	0	0	0
VILLANOVA	1/6/13	*	40	3-4	.750	1-1	1.000	2-2	1.000	0-1-1	2	1	0	1	9
SETON HALL	1/9/13	*	36	2-7	.286	2-6	.333	0-0	.000	0-4-4	5	1	0	0	6
at USF	1/15/13	*	24	1-4	.250	0-2	.000	0-0	.000	0-1-1	1	3	0	1	2
at Louisville	1/18/13	*	20	0-2	.000	0-2	.000	0-0	.000	1-1-2	0	3	0	1	0
Totals		17	553	24-92	.261	14-63	.222	20-23	.870	9-43-52	35	20	3	13	82

2011-12 Game-by-Game Statistics

Opponent	Date	GS	Min	FG-FGA	Pct.	3FG-FGA	Pct.	FT-FTA	Pct.	O-D-T	A	TO	BLK	Stl	Pts.
IPFW	11/11/11	*	38	4-7	.571	1-3	.333	1-4	.250	2-3-5	3	2	0	2	10
DAYTON	11/16/11	*	27	1-6	.167	1-5	.200	2-2	1.000	0-2-2	2	2	0	2	5
EVANSVILLE	11/18/11	*	29	5-7	.714	4-5	.800	0-0	.000	0-1-1	1	2	0	1	14
vs. SDSU	11/24/11	*	27	2-8	.250	0-5	.000	0-0	.000	0-2-2	1	3	0	2	4
vs. Chattanooga	11/25/11	*	33	0-6	.000	0-6	.000	1-2	.500	0-3-3	2	0	0	1	1
MORGAN STATE	12/01/11	*	33	7-11	.636	6-10	.600	0-1	.000	0-1-1	0	1	1	0	20
at Xavier	12/04/11	*	37	6-12	.500	3-8	.375	0-0	.000	1-3-4	3	0	0	0	15
at Marshall	12/10/11	*	30	2-10	.200	2-6	.333	0-0	.000	3-1-4	0	1	1	1	6
LOUISVILLE	12/14/11	*	40	4-10	.400	4-9	.444	1-2	.500	0-4-4	2	3	0	2	13
at Miami	12/17/11	*	37	3-9	.333	3-9	.333	2-2	1.000	1-3-4	2	2	0	0	11
UINDY	12/19/11	*	40	2-8	.250	0-6	.000	0-0	.000	0-5-5	3	2	1	1	4
LW	12/22/11	*	40	5-11	.455	3-7	.429	1-2	.500	0-1-1	2	2	0	0	14
at Virginia Tech	12/28/11	*	32	3-8	.375	2-5	.400	0-0	.000	0-4-4	1	1	1	1	8
vs High Point	12/29/11	*	38	0-6	.000	0-3	.000	0-0	.000	0-4-4	3	0	0	0	0
USF	01/03/12	*	35	1-5	.200	1-4	.250	0-0	.000	1-1-2	1	1	0	0	3
at Rutgers	01/07/12	*	26	0-5	.000	0-5	.000	0-0	.000	0-2-2	2	2	0	0	0
NOTRE DAME	01/14/12	*	21	1-2	.500	1-2	.500	0-0	.000	1-1-2	2	0	0	1	3
at UConn	01/19/12	*	15	0-4	.000	0-2	.000	0-0	.000	0-0-0	0	0	0	0	0
STJ	01/21/12	*	27	0-5	.000	0-3	.000	0-0	.000	1-5-6	2	0	0	1	0
at Villanova	01/24/12	*	24	1-3	.333	1-2	.500	0-0	.000	0-5-5	0	2	0	1	3
at Syracuse	01/28/12	*	36	5-9	.556	4-8	.500	0-0	.000	0-2-2	1	2	0	2	14
at Marquette	02/01/12	*	30	2-5	.400	1-3	.333	0-1	.000	3-3-6	3	1	0	3	5
GEORGETOWN	02/04/12	*	30	4-8	.500	2-6	.333	0-0	.000	3-5-8	1	5	0	1	10
at Providence	02/07/12	*	31	0-3	.000	0-1	.000	0-0	.000	4-3-7	5	0	0	0	0
PITT	02/11/12	*	28	1-6	.167	1-6	.167	2-2	1.000	0-0-0	0	1	0	2	5
at Seton Hall	02/18/12	*	32	1-5	.200	1-5	.200	0-0	.000	0-3-3	1	0	0	1	3
MARQUETTE	02/21/12	*	37	0-3	.000	0-2	.000	2-2	1.000	1-1-2	4	2	0	0	2
WEST VIRGINIA	02/25/12	*	37	3-5	.600	3-4	.750	0-0	.000	2-0-2	1	0	0	0	9
at DePaul	02/27/12	*	32	1-4	.250	1-3	.333	2-2	1.000	0-4-4	3	2	0	0	5
vs Marquette	03/02/12	*	29	0-4	.000	0-3	.000	0-0	.000	0-1-1	2	1	0	0	0
DUQUENSE	03/16/12	*	29	2-2	1.000	2-2	1.000	0-0	.000	1-2-3	1	3	0	1	6
at Toledo	03/19/12	*	27	1-4	.250	1-4	.250	0-0	.000	1-2-3	0	1	0	1	3
Totals		32	1007	67-201	.333	48-152	.316	14-22	.636	25-77-102	54	44	4	27	196

2010-11 Game-by-Game Statistics

Opponent	Date	GS	Min	FG-FGA	Pct.	3FG-FGA	Pct.	FT-FTA	Pct.	O-D-T	A	TO	BLK	Stl	Pts.	
SW BAPTIST	11/12/10	*	36	1-10	.100	1-4	.250	0-0	.000	2-1-3	3	5	0	0	3	
NORTH FLORIDA	11/14/10	*	30	2-7	.286	1-4	.250	2-2	1.000	3-5-8	1	1	1	0	7	
ROBERT MORRIS	11/21/10	*	40	4-10	.400	3-5	.600	4-4	1.000	0-4-4	1	1	0	0	15	
MT. ST. MARY'S	11/23/10	*	34	1-8	.125	0-3	.000	2-2	1.000	4-3-7	3	2	1	0	4	
at Valparaiso	11/28/10	*	33	6-9	.667	3-5	.600	0-0	.000	0-0-0	5	2	0	0	15	
at Dayton	12/02/10	*	36	5-6	.833	3-3	1.000	2-2	1.000	1-3-4	4	3	0	0	15	
XAVIER	12/05/10	*	31	1-6	.167	0-3	.000	2-4	.500	0-7-7	1	1	1	0	4	
LOUISVILLE	12/15/10	*	24	0-3	.000	0-2	.000	0-0	.000	0-0-0	2	3	0	1	0	
WRIGHT STATE	12/18/10	*	29	2-4	.500	1-3	.333	1-2	.500	0-1-1	3	0	0	2	6	
MARSHALL	12/21/10	*	40	5-11	.455	2-6	.333	3-4	.750	2-5-7	3	2	0	2	15	
vs Texas	12/28/10	*	30	4-6	.667	1-2	.500	0-0	.000	0-6-6	1	2	0	0	9	
vs Hofstra	12/30/10	*	23	1-8	.125	0-3	.000	1-2	.500	1-3-4	4	0	0	0	3	
MIAMI (OH)	01/02/11	*	17	1-4	.250	1-1	1.000	0-0	.000	0-1-1	0	0	0	0	3	
at USF	01/05/11	*	34	1-6	.167	1-4	.250	6-6	1.000	0-1-1	1	3	0	1	9	
at West Virginia	01/08/11	*	29	2-8	.250	0-1	.000	4-4	1.000	1-2-3	0	1	0	2	8	
RUTGERS	01/15/11	*	37	1-6	.167	1-4	.250	2-5	.400	1-1-2	2	0	0	1	5	
at St. John's	01/18/11	*	35	3-11	.273	0-5	.000	2-2	1.000	0-1-1	3	4	0	2	8	
at Louisville	01/22/11	*	38	7-12	.583	3-7	.429	0-0	.000	1-4-5	2	3	0	1	17	
DEPAUL	01/25/11	*	32	2-6	.333	0-2	.000	0-0	.000	3-4-7	4	4	1	0	4	
CONNECTICUT	01/29/11	*	36	5-10	.500	3-8	.375	0-0	.000	1-2-3	2	4	0	0	13	
at Pittsburgh	02/01/11	*	38	2-7	.286	1-3	.333	0-2	.000	0-4-4	3	3	0	0	5	
at Georgetown	02/05/11	*	39	1-6	.167	0-4	.000	0-0	.000	2-4-6	6	3	1	2	2	
SETON HALL	02/12/11	*	28	3-9	.333	2-6	.333	0-0	.000	3-3-6	1	4	0	0	8	
at Villanova	02/15/11	*	36	0-4	.000	0-2	.000	3-4	.750	0-4-4	2	2	0	0	3	
PROVIDENCE	02/19/11	*	39	3-9	.333	2-5	.400	5-6	.833	4-3-7	2	2	0	1	13	
SYRACUSE	02/22/11	*	40	4-4	1.000	2-2	1.000	3-4	.750	0-7-7	5	1	0	0	13	
at Notre Dame	02/26/11	*	37	5-6	.833	4-4	1.000	4-6	.667	1-3-4	1	3	1	3	18	
MARQUETTE	02/28/11	*	32	2-7	.286	0-1	.000	0-0	.000	0-1-1	2	0	0	0	4	
vs. West Virginia	03/04/11	*	22	2-6	.333	1-3	.333	2-2	1.000	1-2-3	0	3	0	0	7	
Totals			29	964	76-209	.364	36-105	.343	48-63	.762	31-85-116	67	62	6	18	236



JUNIOR • GUARD/FORWARD

TIFFANY TURNER

Hometown: Marlton, N.J.

High School/Previous: Cherokee

11

Season Highs

15, 2x, last vs. LIU-Brooklyn, 12/30/12	Points	17 vs. Morgan State, 12/1/11
14 vs. Xavier, 12/2/12	Rebounds	14, 2x, last vs. Xavier, 12/2/12
3 at Ohio State, 11/14/12	Assists	4 at Xavier, 12/4/11
3, 3x, last vs. LIU-Brooklyn, 12/30/12	Steals	3, 5x, last vs. LIU-Brooklyn, 12/30/12
4 vs. Akron, 12/15/12	Blocked Shots	4 vs. Akron, 12/15/12
6, 2x, last vs. LIU Brooklyn, 12/30/12	Field Goals	7 vs. Morgan State, 12/1/11
10 vs. Akron, 12/15/12	FG Attempts	13 at Marshall (12/10/11)
N/A	3-Pt. FG	N/A
N/A	3-Pt. FG Attempts	N/A
3, 3x, last vs. LIU-Brooklyn, 12/30/12	Free Throws	7 vs. Longwood, 12/22/11
4, 3x, last vs. LIU-Brooklyn, 12/30/12	Free Throw Attempts	7 vs. Longwood, 12/22/11
48 vs. Xavier, 12/2/12	Minutes	48 vs. Xavier, 12/2/12

Career Highs

2012-13 Season:

Saw action in 14 games, making 13 starts ... finished just shy of a double-double at Ohio State with nine points and 11 rebounds ... pulled down nine offensive rebounds at Ohio State ... reached double-digit scoring seven times and double-digit rebounds three times ... was 5-for-6 from the floor at Kent State ... played a career-high 48 minutes against Xavier ... recorded back-to-back double-doubles against Xavier and Youngstown State ... swatted away a season-best four shots at Akron ... went 14-for-19 during three games at the Bank of Hawaii Rainbow Wahine Invitational ... scored back-to-back double digit points against Hawaii (10) and LIU-Brooklyn (15).

2011-12 Season:

Started 25 games at forward ... averaged 6.0 points per game and finished second on the team in rebounding (5.5 rpg) ... record a team-high tying three blocks, in addition to six rebounds and two steals against IPFW ... set a season-high with 10 points in a season-best 32 minutes of action against Dayton ... made a season-high nine rebounds and a season-high tying three blocked shots against Evansville ... grabbed a season-high 12 boards against South Dakota State ... tied her career high in blocks with three and minutes played with 35 against Chattanooga ... registered her second career double-double with a career-high 17 points and 12 rebounds after shooting 7-of-10 from the field ... set a career high in minutes played (39) and assists (4) at Xavier ... set a career high with 13 field goal attempts at Marshall ... registered second double-double of the season with 11 points and 11 rebounds against Louisville ... was one of four players to score in double figures with 10 points at Miami ... pitched in 10 points against Indianapolis ... shot 7-of-7 from the free throw line en route to 13 points and six rebounds against Longwood ... shot 5-of-8 from the floor and made two blocks and two steals while registering 11 points and nine rebounds against High Point ... was one of three players to score in double-figures with 10 points against USF ... scored 11 points and pulled down four boards at Providence ... did not play at Seton Hall due to injury.

2010-11 Season:

Saw action in all 29 contests as a true freshman, earning 18 starts at forward ... scored 4.9 points per contests and led all BIG EAST freshmen with 6.0 rebounds per game ... after starting the season shooting .592 (29-of-49) through the first seven games, hit on just 29-of-98 (.296) over the last 22 games ... scored eight points and grabbed seven rebounds off the bench in collegiate debut against Southwest Baptist ... tallied four points and four boards against North Florida ... recorded first double-double of career with 10 points and game-high 12 rebounds in first career start against

Career Statistics

Season	GP-GS	MIN	AVG	FG	FGA	PCT.	3P	3PA	PCT.	FT	FTA	PCT.	OFF	DEF	REB	AVG	PF-D	A	TO	BL	ST	PTS	AVG.
2010-11	29-18	665	22.9	58	147	.395	1	8	.125	25	49	.510	62	112	174	6.0	60-2	17	53	12	15	142	4.9
2011-12	31-25	785	25.3	81	166	.488	0	0	.000	25	37	.676	61	110	171	5.5	61-1	20	46	32	30	187	6.0
2012-13	15-13	396	26.4	52	93	.559	0	0	.000	16	24	.667	36	69	105	7.0	31-2	8	22	12	17	120	8.0
TOTAL	75-56	1846	24.6	191	406	.470	1	8	.125	66	110	.600	159	291	450	6.0	152-5	45	121	56	62	449	6.0

Robert Morris ... made second straight start and tallied 10 points on 5-of-8 shooting with five rebounds against Mount St. Mary's ... scored 10 points on 5-of-8 shooting and added nine rebounds and a pair of steals at Valparaiso ... just missed a double double with nine points and nine rebounds in a career-best 33 minutes at Dayton ... scored in double figures for the fourth time in five games with 10 points, six rebounds, and a career-best two assists against No. 4/4 Xavier while matching up with XU all-American forward Amber Harris ... corralled 12 rebounds in BIG EAST opener against Louisville ... scored seven points, knocking down first career three-pointer, and grabbed career-best 14 boards against Wright State ... scored four points with three rebounds in season-low 15 minutes due to foul trouble against Marshall ... posted four points and four rebounds before fouling out against Hofstra ... scored two points with six rebounds and a block against Miami (OH) ... grabbed six rebounds - three on the offensive end - in win at USF ... busted out of scoring slump with nine points and eight rebounds against Rutgers ... had scored just 10 total points in prior five contests ... tallied five points with two rebounds at No. 22 St. John's ... scored six points with a team-high eight rebounds at Louisville ... scored four points with a team-high nine rebounds against No. 12/17 DePaul ... scored four points on 1-of-6 shooting with five rebounds and a block against No. 2/2 Connecticut ... came off the bench to score three points with a team-high eight rebounds at Pittsburgh ... scored career-high 12 points on 6-of-8 shooting against No. 17/19 Georgetown, hitting double figures for the first time in 14 games ... scored four points and added a team-high eight rebounds against Seton Hall ... scored two points with three rebounds against Syracuse ... scored four points and grabbed seven boards at No. 8/7 Notre Dame.

High School:

Second-team all-South Jersey as a sophomore, junior, and senior at Cherokee High School ... earned varsity letters all four years and was a starter for three years ... Olympic Conference first-team as a freshman, sophomore, junior, and senior ... all-South Jersey all-star team ... averaged 16.8 points per game as a senior ... Olympic Conference high jump champion.

Personal:

Full name is Tiffany Irene Turner ... born January 17, 1992 in Voornees, New Jersey ... daughter of Stephanie Turner ... has two brothers, Mikey and Justin ... brother Justin high jumps for Gwyned Mercy College.

Academic Major:

Exploratory.

Turner Career Game-by-Game Statistics

2012-13 Game-by-Game Statistics

Opponent	Date	GS	Min	FG-FGA	Pct.	3FG-FGA	Pct.	FT-FTA	Pct.	O-D-T	A	TO	BLK	Stl	Pts.
NKU	11/9/12	*	24	1-3	.333	0-0	.000	0-0	.000	4-5-9	1	2	0	0	2
at Ohio State	11/14/12	*	33	4-9	.444	0-0	.000	1-1	1.000	9-2-11	3	1	1	1	9
at Kent State	11/19/12	*	20	5-6	.833	0-0	.000	0-0	.000	1-3-4	0	3	1	1	10
CHARLESTON	11/25/12	*	7	3-3	1.000	0-0	.000	1-2	.500	2-4-6	0	0	0	1	7
MOREHEAD ST.	11/25/12														dnp
XAVIER	12/2/12	*	48	4-8	.500	0-0	.000	3-4	.750	6-8-14	0	1	0	3	11
YSU	12/5/12	*	36	6-8	.750	0-0	.000	3-3	1.000	2-10-12	1	0	2	0	15
EKU	12/9/12	*	31	4-9	.444	0-0	.000	2-4	.500	2-6-8	1	1	0	1	10
at Akron	12/15/12	*	39	5-10	.500	0-0	.000	2-3	.667	0-9-9	0	4	4	3	12
BELMONT	12/21/12	*													dnp
vs. Alabama	12/28/12	*	19	0-3	.000	0-2	.000	2-2	1.000	0-1-1	1	3	1	1	2
at Hawaii	12/29/12	*	28	5-7	.714	0-0	.000	0-0	.000	2-4-6	0	1	1	1	10
vs. LIU Brooklyn	12/30/12	*	24	6-9	.667	0-0	.000	3-4	.750	2-4-6	1	0	2	3	15
VILLANOVA	1/6/13	*	23	1-7	.143	0-0	.000	0-0	.000	2-3-5	1	4	0	2	2
SETON HALL	1/9/13	*	29	3-6	.500	0-0	.000	0-0	.000	2-3-5	0	1	1	1	6
at USF	1/15/13		11	0-2	.000	0-0	.000	0-0	.000	0-0-0	0	1	0	0	0
at Louisville	1/18/13		20	2-3	.667	0-0	.000	0-0	.000	1-1-2	0	2	0	0	4
Totals		13	396	52-93	.559	0-0	.000	16-24	.667	36-69-105	8	22	12	17	120

2011-12 Game-by-Game Statistics

Opponent	Date	GS	Min	FG-FGA	Pct.	3FG-FGA	Pct.	FT-FTA	Pct.	O-D-T	A	TO	BLK	Stl	Pts.
IFPW	11/11/11	*	16	1-2	.500	0-0	.000	0-0	.000	1-5-6	0	0	3	2	2
DAYTON	11/16/11	*	32	5-7	.714	0-0	.000	0-1	.000	1-3-4	1	1	2	0	10
EVANSVILLE	11/18/11	*	21	3-7	.428	0-0	.000	0-0	.000	3-6-9	1	0	3	0	6
vs. SDSU	11/24/11	*	32	4-8	.500	0-0	.000	0-0	.000	5-7-12	0	2	1	1	8
vs. Chattanooga	11/25/11	*	35	1-3	.333	0-0	.000	0-0	.000	2-4-6	0	3	3	0	2
MORGAN STATE	12/01/11	*	36	7-10	.700	0-0	.000	3-4	.750	5-7-12	0	2	1	3	17
at Xavier	12/04/11	*	39	2-7	.286	0-0	.000	1-2	.500	2-2-4	4	1	2	1	5
at Marshall	12/10/11	*	31	6-13	.462	0-0	.000	0-0	.000	1-8-9	0	1	0	3	12
LOUISVILLE	12/14/11	*	38	5-7	.714	0-0	.000	1-2	.500	5-6-11	0	5	2	2	11
at Miami	12/17/11	*	32	4-10	.400	0-0	.000	2-2	1.000	3-6-9	1	2	2	2	10
UIINDY	12/19/11	*	32	5-10	.500	0-0	.000	0-0	.000	4-3-7	0	2	0	1	10
LW	12/22/11	*	26	3-7	.429	0-0	.000	7-7	1.000	2-4-6	2	0	2	0	13
at Virginia Tech	12/28/11	*	17	3-5	.600	0-0	.000	2-3	.667	2-4-6	1	1	0	2	8
vs High Point	12/29/11	*	30	5-8	.625	0-0	.000	1-1	1.000	5-4-9	0	2	2	2	11
USF	01/03/12	*	26	5-7	.714	0-0	.000	0-0	.000	0-4-4	0	1	0	1	10
at Rutgers	01/07/12	*	39	2-3	.667	0-0	.000	0-0	.000	4-2-6	2	2	1	2	4
NOTRE DAME	01/14/12	*	23	2-5	.400	0-0	.000	1-3	.333	1-4-5	1	1	0	1	5
at UConn	01/19/12	*	26	0-3	.000	0-0	.000	0-0	.000	0-3-3	0	3	0	0	0
STJ	01/21/12	*	16	0-3	.000	0-0	.000	0-0	.000	1-1-2	0	1	0	0	0
at Villanova	01/24/12	*	15	3-8	.375	0-0	.000	0-0	.000	0-0-0	0	1	0	1	6
at Syracuse	01/28/12	*	20	2-2	1.000	0-0	.000	0-0	.000	1-2-3	2	3	1	0	4
at Marquette	02/01/12	*	25	1-4	.250	0-0	.000	1-2	.500	0-6-6	0	1	0	1	3
GEORGETOWN	02/04/12	*	17	0-0	.000	0-0	.000	0-0	.000	1-2-3	0	0	1	0	0
at Providence	02/07/12	*	29	5-6	.833	0-0	.000	1-2	.500	2-2-4	1	0	1	0	11
PITT	02/11/12	*	19	0-3	.000	0-0	.000	1-2	.500	1-4-5	0	2	2	2	1
at Seton Hall	02/18/12														dnp
MARQUETTE	02/21/12		15	2-3	.667	0-0	.000	0-0	.000	0-2-2	0	2	2	0	4
WEST VIRGINIA	02/25/12		25	1-4	.250	0-0	.000	0-0	.000	1-3-4	0	1	0	1	2
at DePaul	02/27/12		15	0-5	.000	0-0	.000	2-2	1.000	2-2-4	1	1	0	0	2
vs Marquette	03/02/12		26	3-4	.750	0-0	.000	1-2	.500	3-2-5	2	1	0	0	7
DUQUENSE	03/16/12		14	1-1	1.000	0-0	.000	1-2	.500	2-2-4	1	3	1	1	3
at Toledo	03/19/12		18	0-1	.000	0-0	.000	0-0	.000	1-0-1	0	1	0	1	0
Totals		25	785	81-166	.488	0-0	.000	25-37	.67661	110-171-20	46	32	30	187	

2010-11 Game-by-Game Statistics

Opponent	Date	GS	Min	FG-FGA	Pct.	3FG-FGA	Pct.	FT-FTA	Pct.	O-D-T	A	TO	BLK	Stl	Pts.
SW BAPTIST	11/12/10		18	4-5	.800	0-0	.000	0-2	.000	1-6-7	0	1	1	0	8
NORTH FLORIDA	11/14/10		15	2-4	.500	0-1	.000	0-1	.000	2-2-4	0	1	1	1	4
ROBERT MORRIS	11/21/10	*	30	5-8	.625	0-0	.000	0-0	.000	3-9-12	0	1	0	0	10
MT. ST. MARY'S	11/23/10	*	24	5-8	.625	0-1	.000	0-0	.000	2-3-5	0	1	1	0	10
at Valparaiso	11/28/10	*	31	5-8	.625	0-0	.000	0-3	.000	3-6-9	0	1	0	2	10
at Dayton	12/02/10	*	33	4-9	.444	0-1	.000	1-1	1.000	3-6-9	1	1	1	1	9
XAVIER	12/05/10	*	35	4-7	.571	0-2	.000	2-2	1.000	2-4-6	2	3	0	0	10
LOUISVILLE	12/15/10	*	28	0-3	.000	0-1	.000	1-2	.500	2-10-12	2	3	0	2	1
WRIGHT STATE	12/18/10	*	35	3-10	.300	1-1	1.000	0-0	.000	4-10-14	1	1	1	1	7
MARSHALL	12/21/10	*	15	2-4	.500	0-0	.000	0-1	.000	1-2-3	0	2	0	0	4
vs Texas	12/28/10	*	23	1-8	.125	0-0	.000	0-0	.000	0-4-4	1	2	0	0	2
vs Hofstra	12/30/10	*	15	0-2	.000	0-0	.000	4-4	1.000	1-3-4	0	5	0	0	4
MIAMI (OH)	01/02/11	*	19	0-4	.000	0-0	.000	2-2	1.000	3-3-6	0	0	1	0	2
at USF	01/05/11	*	20	0-2	.000	0-0	.000	1-2	.500	3-3-6	1	1	0	1	1
at West Virginia	01/08/11	*	15	0-5	.000	0-0	.000	1-5	.200	2-2-4	0	3	1	0	1
RUTGERS	01/15/11	*	30	3-6	.500	0-0	.000	3-4	.750	3-5-8	1	3	0	1	9
at St. John's	01/18/11	*	17	2-4	.500	0-0	.000	1-1	1.000	1-1-2	1	1	0	0	5
at Louisville	01/22/11	*	33	2-4	.500	0-0	.000	2-4	.500	5-3-8	2	0	1	0	6
DEPAUL	01/25/11	*	30	2-7	.286	0-0	.000	0-0	.000	4-5-9	0	3	0	0	4
CONNECTICUT	01/29/11	*	21	1-6	.167	0-0	.000	2-2	1.000	3-2-5	0	1	1	1	4
at Pittsburgh	02/01/11		26	1-5	.200	0-0	.000	1-4	.250	3-5-8	1	1	1	3	3
at Georgetown	02/05/11		28	6-8	.750	0-0	.000	0-0	.000	2-3-5	0	1	0	0	12
SETON HALL	02/12/11		22	1-5	.200	0-0	.000	2-4	.500	3-5-8	0	0	1	0	4
at Villanova	02/15/11		20	0-1	.000	0-0	.000	0-0	.000	0-0-0	1	3	1	0	0
PROVIDENCE	02/19/11		14	0-2	.000	0-0	.000	2-4	.500	1-2-3	0	1	0	0	2
SYRACUSE	02/22/11		15	1-3	.333	0-0	.000	0-0	.000	1-2-3	1	3	0	0	2
at Notre Dame	02/26/11		28	2-4	.500	0-0	.000	0-1	.000	2-5-7	2	8	0	2	4
MARQUETTE	02/28/11		12	1-2	.500	0-0	.000	0-0	.000	1-1-2	0	0	0	0	2
vs. West Virginia	03/04/11		13	2-4	.500	0-1	.000	0-0	.000	1-0-1	0	2	0	0	2
Totals		18	665	58-147	.395	1-8	.125	25-49	.510	62-112	17	53	12	15	142



SOPHOMORE • GUARD

ALYESHA LOVETT

Hometown: Newark, N.J.

High School/Previous: Malcolm X Shabazz

12

Season Highs

14 vs. LIU-Brooklyn, 12/30/12	Points	14, 2x, last vs. LIU-Brooklyn
10 vs. Morehead State, 11/28/12	Rebounds	10 vs. Morehead State, 11/28/12
3, 4x, last at USF, 1/15/13	Assists	3, 7x, last at USF, 1/15/13
4 at USF, 1/15/13	Steals	4, 2x, last at USF, 1/15/13
1, 2x, last vs. Alabama, 12/28/12	Blocked Shots	1, 6x, last vs. Alabama, 12/28/12
5 vs. LIU-Brooklyn, 12/30/12	Field Goals	5 vs. LIU-Brooklyn, 12/30/12
12 vs. Youngstown State, 12/5/12	FG Attempts	12 vs. Youngstown State, 12/5/12
2, 3x, last vs. Hawaii, 12/29/12	3-Pt. FG	2, 5x, last vs. Hawaii, 12/29/12
7 vs. Hawaii, 12/29/12	3-Pt. FG Attempts	7 vs. Hawaii, 12/29/12
4, 2x, last vs. LIU-Brooklyn, 12/30/12	Free Throws	4, 3x, last vs. LIU-Brooklyn, 12/30/12
5 at Louisville, 1/18/13	Free Throw Attempts	5 at Louisville, 1/18/13
38 vs. Xavier, 12/2/12	Minutes	38 vs. Xavier, 12/2/12

Career Highs

2012-13 Game-by-Game Statistics

Opponent	Date	GS	Min	FG-FGA	Pct.	3FG-FGA	Pct.	FT-FTA	Pct.	O-D-T	A	TO	BLK	Stl	Pts.
NKU	11/9/12	*	27	3-9	.333	2-4	.500	3-4	.750	3-3-6	0	4	0	1	11
at Ohio State	11/14/12	*	24	2-6	.333	0-1	.000	0-3	.000	0-3-3	0	1	0	2	4
at Kent State	11/19/12	*	32	1-6	.167	1-3	.333	1-2	.500	1-2-3	3	0	0	0	4
CHARLESTON	11/25/12	*	23	0-5	.000	0-0	.000	2-2	1.000	2-4-6	3	1	0	1	2
MOREHEAD ST.	11/28/12	*	35	3-10	.300	0-1	.000	1-2	.500	4-6-10	0	2	0	1	7
XAVIER	12/2/12	*	38	3-14	.214	0-1	.000	3-4	.750	3-2-5	1	2	0	1	9
YSU	12/5/12	*	30	2-12	.167	0-4	.000	4-4	1.000	2-1-3	1	4	1	3	8
EKU	12/9/12	*	31	3-8	.375	2-4	.500	1-4	.250	0-2-2	2	1	0	1	9
at Akron	12/15/12	*	27	1-6	.167	0-2	.000	2-2	1.000	1-3-4	3	3	0	2	4
BELMONT	12/21/12		24	2-6	.333	1-2	.500	1-2	.500	0-2-2	1	2	0	1	6
vs. Alabama	12/28/12		25	3-6	.500	1-1	1.000	3-4	.750	3-2-5	2	4	1	1	10
at Hawaii	12/29/12		34	3-10	.300	2-7	.286	2-2	1.000	4-2-6	0	4	0	2	10
vs. LIU-Brooklyn	12/30/12		32	5-10	.500	0-2	.000	4-4	1.000	3-4-7	0	0	0	1	14
VILLANOVA	1/6/13						dnp								
SETON HALL	1/9/13		5	0-1	.000	0-0	.000	0-0	.000	0-0-0	0	2	0	0	0
at USF	1/15/13		29	2-4	.500	1-1	1.000	3-4	.750	0-3-3	3	1	0	4	8
at Louisville	1/18/13	*	33	3-8	.375	1-4	.250	3-5	.600	3-3-6	1	5	0	2	10
Totals			10	449	36-121	.298	11-37	.297	33-48	.688	29-42-71	20	36	2	23 116

2012-13:

Saw action in 15 games, making starts in nine ... reached double-digits in scoring for the second time in her career with 11 points against Northern Kentucky ... set a career-mark in rebounding against Morehead State with 10 ... pulled down seven in the first half against the Eagles ... played a career-high 38 minutes against Xavier ... averaged 11.3 points and six rebounds during the Bank of Hawaii Rainbow Wahine Invitational ... went 9-for-10 from the free throw line during the tournament ... missed the Villanova game with an injury.

2011-12:

Saw action in 31 games, starting two ... averaged 3.3 points and 1.7 rebounds per game ... saw first collegiate action in the season opener against IPFW, when she was one of four players to score in double figures, shooting 4-of-5 from the field, 2-of-3 from the arc and 4-4 from the free-throw line en route to 14 points ... recorded first-career steal against Dayton ... set career-highs in assists (3), steals (4), field-goal attempts (8) and minutes played (31) against Evansville ... tied her career high with three assists against Morgan State ... earned first career start against Miami (OH), when she scored five points ... also started against Indianapolis, when she pulled down a career-high six rebounds and matched her career-best with 31 minutes ... registered two steals and a season-high tying three assists versus High Point ... shot 2-of-6 from 3-point range at Rutgers ... had three steals at No. 3 Connecticut ... shot 3-of-5 from the floor and 2-of-2 from the charity stripe en route to eight points against Duquesne.

High School:

Ranked as the No. 71 player in the nation by *ESPN Hoopgirlz* ... averaged 10 points per game as a junior in 2009-10 in helping Shabazz to the NJSLA Group 2 championship ... has been a part of three straight state championship teams, helping the Bulldogs to a combined 93-6 record during her three years with the varsity program ... named Rookie of the Year and Lady Bulldog of the Year.

Personal:

Born May 16, 1993 ... daughter of Ralph Lovett and Jade Minor ... has two brothers, David and Jordan, and one sister, Jaylen.

Academic Major:

Communication.

Career Statistics

Season	GP-GS	MIN	AVG	FG	FGA	PCT.	3P	3PA	PCT.	FT	FTA	PCT	OFF	DEF	REB	AVG	PF-D	A	TO	BL	ST	PTS	AVG.
2011-12	31-2	558	18.0	37	132	.280	10	50	.200	18	27	.667	23	30	53	1.7	37-0	22	43	4	32	102	3.3
2012-13	16-10	449	28.1	36	121	.298	11	37	.297	33	48	.688	29	42	71	4.4	30-0	20	36	2	23	116	7.3
TOTAL	47-12	1007	21.4	73	253	.289	21	87	.241	51	75	.680	52	72	124	2.6	67-0	42	79	6	55	218	4.6



FRESHMAN • GUARD

ALEXIS DURLEY

Hometown: Houston, Texas

High School/Previous: Andy Dekaney

15

Season Highs

15 vs. Eastern Kentucky, 12/9/12	Points	15 vs. Eastern Kentucky, 12/9/12
8 vs. Belmont, 12/21/12	Rebounds	8 vs. Belmont, 12/21/12
4, 2x, last vs. Akron, 12/15/12	Assists	4, 2x, last vs. Akron, 12/15/12
3, 2x, last vs. Belmont, 12/21/12	Steals	3, 2x, last vs. Belmont, 12/21/12
N/A	Blocked Shots	N/A
6 vs. Akron, 12/15/12	Field Goals	6 vs. Akron, 12/15/12
12 vs. Akron, 12/15/12	FG Attempts	12 vs. Akron, 12/15/12
1, 2x, last vs. Alabama, 12/28/12	3-Pt. FG	1, 2x, last vs. Alabama, 12/28/12
3 vs. Alabama, 12/28/12	3-Pt. FG Attempts	3 vs. Alabama, 12/28/12
7 vs. Belmont, 12/21/12	Free Throws	7 vs. Belmont, 12/21/12
10 vs. Belmont, 12/21/12	Free Throw Attempts	10 vs. Belmont, 12/21/12
39 vs. Hawaii, 12/29/12	Minutes	39 vs. Hawaii, 12/29/12

Career Highs

2012-13 Game-by-Game Statistics

2012-13 Game by Game Stats																
Opponent	Date	GS	Min	FG-FGA	Pct.	3FG-FGA	Pct.	FT-FTA	Pct.	O-D-T	A	TO	BLK	Stl	Pts.	
NKU	11/9/12		8	0-2	.000	0-0	.000	1-3	.333	0-0-0	0	2	0	2	1	
at Ohio State	11/14/12		12	1-4	.250	0-2	.000	0-1	.000	0-0-0	0	0	0	0	2	
at Kent State	11/19/12		7	0-1	.000	0-0	.000	2-2	1.000	0-0-0	0	0	0	0	2	
CHARLESTON	11/25/12		8	0-1	.000	0-0	.000	2-2	1.000	0-0-0	0	0	0	0	2	
MOREHEAD ST.	11/28/12		16	0-4	.000	0-0	.000	0-0	.000	0-0-0	1	1	0	2	0	
XAVIER	12/2/12		21	1-6	.167	0-0	.000	1-3	.333	0-0-0	2	0	0	0	3	
YSU	12/5/12	*	30	4-7	.571	0-0	.000	4-4	1.000	1-3-4	2	2	0	1	12	
EKU	12/9/12	*	35	4-8	.500	1-2	.500	6-7	.857	1-0-1	4	4	0	1	15	
at Akron	12/15/12	*	36	6-12	.500	0-1	.000	0-1	.000	2-2-4	4	3	0	3	12	
BELMONT	12/21/12	*	35	2-6	.333	0-0	.000	7-10	.700	2-6-8	2	4	0	3	11	
vs. Alabama	12/28/12	*	33	3-8	.375	1-3	.333	0-0	.000	1-3-4	2	2	0	1	7	
at Hawaii	12/29/12	*	39	0-6	.000	0-2	.000	3-6	.500	2-1-3	2	1	0	0	3	
vs. LIU-Brooklyn	12/30/12	*	25	1-6	.167	0-0	.000	4-8	.500	2-1-3	1	1	0	1	6	
VILLANOVA	1/6/13	*	34	1-6	.167	0-0	.000	3-3	1.000	1-5-6	2	3	0	1	5	
SETON HALL	1/9/13	*	31	2-6	.333	0-1	.000	1-1	1.000	0-0-0	4	1	0	0	5	
at USF	1/15/13	*	25	2-6	.333	0-0	.000	0-2	.000	1-0-1	1	8	0	1	4	
at Louisville	1/18/13		18	0-3	.000	0-0	.000	0-0	.000	1-1-2	1	1	0	1	0	
Totals			10	413	27-92	.293	2-11	.182	34-53	.642	14-22-36	29	33	0	17	90

2012-13:

Saw action in 16 games, making ten starts ... scored first career basket at Ohio State ... made first career start against Youngstown State... recorded first double-digit scoring effort against the Penguins with 12 points ... added 15 points in a second-straight double-digit scoring effort against Eastern Kentucky ... added 12 points against Akron to go along with a season-best three steals ... went 7-for-10 from the free throw line, while grabbing eight rebounds against Belmont ... added seven points on 3-of-8 shooting against Alabama ... pulled down six rebounds against Villanova.

High School:

Four-year point guard ... named to first-team all-district and academic team her freshmen year ... deemed team's offensive player of the year as a sophomore ... selected by Houston Chronicle as athlete of the week during her sophomore year ... named co-MVP and an academic team selection as a junior ... in her four years, recorded 856 points, 65 three-pointers, 279 free throws, 467 assists and 407 steals.

Personal:

Born July 1, 1994 ... daughter of Sharon and Adrien Durley ... has two brothers and two sisters.

Academic Major:

Exercise Science

Career Statistics

Season	GP-GS	MIN	AVG	FG	FGA	PCT.	3P	3PA	PCT.	FT	FTA	PCT	OFF	DEF	REB	AVG	PF-D	A	TO	BL	ST	PTS	AVG.
2012-13	17-10	413	24.3	27	92	.293	2	11	.182	34	53	.642	14	22	36	2.1	32-2	29	33	0	17	90	5.3
TOTAL	17-10	413	24.3	27	92	.293	2	11	.182	34	53	.642	14	22	36	2.1	32-2	29	33	0	17	90	5.3



FRESHMAN • GUARD

JASMINE WHITFIELD

23

Hometown: Crestwood, Ky.

High School/Previous: South Oldham

Season Highs

6 vs. Northern Kentucky, 11/9/12	Points	6 vs. Northern Kentucky, 11/9/12
4 vs. Akron, 12/15/12	Rebounds	4 vs. Akron, 12/15/12
2 at Kent State, 11/19/12	Assists	2 at Kent State, 11/19/12
1, 3x, last at Louisville, 1/18/13	Steals	1, 3x, last at Louisville, 1/18/13
N/A	Blocked Shots	N/A
3 vs. Northern Kentucky, 11/9/12	Field Goals	3 vs. Northern Kentucky, 11/9/12
6 vs. Northern Kentucky, 11/9/12	FG Attempts	6 vs. Northern Kentucky, 11/9/12
1, 2x, last at USF, 1/15/13	3-Pt. FG	1, 2x, last at USF, 1/15/13
3, 2x, last vs. Charleston, 11/25/12	3-Pt. FG Attempts	3, 2x, last vs. Charleston, 11/25/12
2 vs. Eastern Kentucky, 12/9/12	Free Throws	2 vs. Eastern Kentucky, 12/9/12
3 vs. Morehead State, 11/28/12	Free Throw Attempts	3 vs. Morehead State, 11/28/12
19 vs. Youngstown State, 12/5/12	Minutes	19 vs. Youngstown State, 12/5/12

Career Highs

2012-13 Game-by-Game Statistics

Opponent	Date	GS	Min	FG-FGA	Pct.	3FG-FGA	Pct.	FT-FTA	Pct.	O-D-T	A	TO	BLK	Stl	Pts.
NKU	11/9/12	15	3-6	.500	0-3	.000	0-0	.000	1-1-2	0	0	0	0	0	6
at Ohio State	11/14/12	11	0-1	.000	0-1	.000	0-0	.000	1-1-2	0	2	0	0	0	0
at Kent State	11/19/12	8	0-1	.000	0-0	.000	0-0	.000	1-0-1	2	1	0	0	0	0
CHARLESTON	11/25/12	14	1-4	.250	0-3	.000	0-0	.000	0-1-1	0	0	0	0	1	2
MOREHEAD ST.	11/28/12	14	1-2	.500	1-2	.500	1-3	.333	0-1-1	1	0	0	0	0	4
XAVIER	12/2/12						dnp								
YSU	12/5/12	19	2-3	.667	0-1	.000	1-2	.500	1-0-1	0	2	0	0	0	5
EKU	12/9/12	14	1-2	.500	0-1	.000	2-2	1.000	0-1-1	1	1	0	0	0	4
at Akron	12/15/12	5	1-4	.250	0-0	.000	0-0	.000	2-2-4	0	1	0	0	1	2
BELMONT	12/21/12	4	0-0	.000	0-0	.000	0-0	.000	0-1-1	0	0	0	0	0	0
vs. Alabama	12/28/12	4	0-0	.000	0-0	.000	0-0	.000	0-1-1	0	0	0	0	0	0
at Hawaii	12/29/12	3	0-0	.000	0-0	.000	0-0	.000	0-0-0	0	0	0	0	0	0
vs. LIU-Brooklyn	12/30/12	14	0-2	.000	0-1	.000	0-0	.000	2-1-3	1	2	0	0	0	0
VILLANOVA	1/6/13	13	1-1	1.000	0-0	.000	0-1	.000	0-1-1	0	0	0	0	0	2
SETON HALL	1/9/13	4	0-0	.000	0-0	.000	0-0	.000	0-0-0	0	0	0	0	0	0
at USF	1/15/13	11	1-3	.333	1-2	.500	0-0	.000	2-1-3	0	1	0	0	0	3
at Louisville	1/18/13	15	0-0	.000	0-0	.000	0-0	.000	0-2-2	1	2	0	1	0	0
Totals		0	168	11-29	.379	2-14	.143	4-8	.500	10-14-24	6	12	0	3	28

2012-13:

Saw action in 15 games ... scored six points in 15 minutes during her collegiate debut against Northern Kentucky ... has played double-digit minutes in eight contests ... played a season-best 19 minutes against Youngstown State, scoring five points ... pulled down four rebounds against Akron.

High School:

All-time steals leader in South Oldham history ... named to all-region team her sophomore and junior years ... named to all-district team as a freshman, sophomore and junior ... competed in the junior all-star game ... averaged 20.9 ppg and led the team in steals (4.3) and assists (2.4) her junior year ... hit 56.2 percent from the field, including 34.3 percent from three-point range as a junior ... averaged 7.3 rpg her junior year ... junior year team went 22-6 and won district championship and made it to semifinals of regionals ... played AAU ball for Kentucky Premier.

Personal:

Born December 23, 1993 ... daughter of Wilbert and Vanessa Whitfield ... has one sister.

Academic Major:

Engineering

Career Statistics

Season	GP-GS	MIN	AVG	FG	FGA	PCT.	3P	3PA	PCT.	FT	FTA	PCT	OFF	DEF	REB	AVG	PF-D	A	TO	BL	ST	PTS	AVG.
2012-13	16-0	168	10.5	11	29	.379	2	14	.143	4	8	.500	10	14	24	1.5	7-0	6	12	0	3	28	1.8
TOTAL	16-0	168	10.5	11	29	.379	2	14	.143	4	8	.500	10	14	24	1.5	7-0	6	12	0	3	28	1.8



SOPHOMORE • GUARD

CHELSEA JAMISON

Hometown: Indianapolis, Ind.

High School/Previous: Broad Ripple

25

Season Highs

10 at Kent State, 11/19/12	Points	10 at Kent State, 11/19/12
7, 2x, last vs. Morehead State, 11/28/12	Rebounds	7, 2x, last vs. Morehead State, 11/28/12
2, 3x, last vs. LIU-Brooklyn, 12/30/12	Assists	2, 3x, last vs. LIU-Brooklyn, 12/30/12
1, 4x, last at Louisville, 1/18/13	Steals	1, 4x, last at Louisville, 1/18/13
N/A	Blocked Shots	N/A
4, 3x, last vs. Villanova, 1/6/13	Field Goals	4, 3x, last vs. Villanova, 1/6/13
9 at Kent State, 11/19/12	FG Attempts	9 at Kent State, 11/19/12
1, 3x, last vs. Villanova, 1/6/13	3-Pt. FG	1, 3x, last vs. Villanova, 1/6/13
2, 2x, last vs. Charleston, 11/25/12	3-Pt. FG Attempts	2, 2x, last vs. Charleston, 11/25/12
3, vs. Seton Hall, 1/9/13	Free Throws	3, vs. Seton Hall, 1/9/13
6 vs. Morehead State, 11/28/12	Free Throw Attempts	6 vs. Morehead State, 11/28/12
34 vs. Villanova, 1/6/13	Minutes	34 vs. Villanova, 1/6/13

Career Highs

2012-13 Game-by-Game Statistics

Opponent	Date	GS	Min	FG-FGA	Pct.	3FG-FGA	Pct.	FT-FTA	Pct.	O-D-T	A	TO	BLK	Stl	Pts.
NKU	11/9/12	5	0-0	.000	0-0	.000	2-2	1.000	1-1-2	0	2	0	1	2	
at Ohio State	11/14/12	14	1-6	.167	0-0	.000	0-0	.000	1-0-1	1	1	0	0	2	
at Kent State	11/19/12	21	4-9	.444	1-2	.500	1-2	.500	1-4-5	0	0	0	0	10	
Charleston	11/25/12	32	3-8	.375	1-2	.500	2-2	1.000	3-4-7	2	0	0	0	9	
Morehead State	11/28/12	* 31	2-4	.500	0-0	.000	2-6	.333	3-4-7	0	2	0	0	6	
Xavier	12/2/12	10	2-3	.667	0-0	.000	0-0	.000	2-2-4	0	2	0	0	4	
YSU	12/5/12	5	0-0	.000	0-0	.000	0-0	.000	0-0-0	0	0	0	0	0	
EKU	12/9/12	15	1-4	.250	0-0	.000	0-0	.000	1-1-2	0	1	0	0	2	
at Akron	12/15/12	17	2-4	.500	0-0	.000	0-0	.000	1-3-4	0	0	0	0	4	
Belmont	12/21/12	* 23	4-5	.800	0-0	.000	2-2	1.000	1-5-6	1	1	0	1	10	
Alabama	12/28/12	17	0-4	.000	0-0	.000	0-0	.000	2-0-2	1	1	0	0	0	
Hawaii	12/29/12	32	3-6	.500	0-1	.000	0-2	.000	5-1-6	2	2	0	0	6	
LIU-Brooklyn	12/30/12	27	2-10	.200	0-0	.000	0-0	.000	3-3-6	2	2	0	0	4	
Villanova	1/6/13	* 34	4-7	.571	1-1	1.000	0-0	.000	1-2-3	0	1	0	0	9	
SETON HALL	1/9/13	21	1-5	.200	0-1	.000	3-4	.750	1-3-4	0	0	0	0	5	
at USF	1/15/13	* 8	0-1	.000	0-0	.000	0-0	.000	0-0-0	0	1	0	1	0	
at Louisville	1/18/13	* 21	1-3	.333	0-0	.000	0-0	.000	0-2-2	0	3	0	1	2	
Totals		5	333	30-79	.380	3-7	.429	12-20	.600	26-35-61	8	19	0	4	75

2012-13 Season:

Played in all 16 games ... made first career start against Morehead State ... set career marks in points (10) at Kent State, finishing 4-of-9 from the floor ... added 10 points and six rebounds during a starting assignment against Belmont ... pulled down six rebounds in back-to-back games against Hawaii and LIU-Brooklyn ... finished with nine points on 4-of-7 shooting against Villanova.

High School:

Three-year varsity starter who is the ninth-leading scorer in Broad Ripple High School girl's basketball history ... holds the top spot for points scored in a single game (43) at Broad Ripple ... named to the 2011 MVP at the Eric Gordon All-Star Super Shootout ... member of The Family Inc. AAU program ... made first team all-city after leading her team in points (17.5 ppg), assists and rebounds (10.5 rpg) as a senior.

Personal:

Born January 30, 1993 ... daughter of Anthony and Mary Jamison.

Academic Major:

Exploratory.

2011-12 Game-by-Game Statistics

Opponent	Date	GS	Min	FG-FGA	Pct.	3FG-FGA	Pct.	FT-FTA	Pct.	O-D-T	A	TO	BLK	Stl	Pts.
IPFW	11/11/11	3	0-0	.000	0-0	.000	0-0	.000	0-0-1	0	1	0	0	0	
Dayton	11/16/11							dnp							
Evansville	11/18/11	8	1-1	1.000	0-0	.000	0-0	.000	0-2-2	0	0	0	0	2	
vs. SDSU	11/24/11	2	0-0	.000	0-0	.000	0-0	.000	1-0-1	1	0	0	0	0	
vs. Chattanooga	11/25/11							dnp							
MORGAN STATE	12/01/11							dnp							
at Xavier	12/04/11							dnp							
at Marshall	12/10/11							dnp							
vs. Louisville	12/14/11							dnp							
at Miami	12/17/11	4	0-0	.000	0-0	.000	0-0	.000	0-0-0	0	0	0	0	0	
UINDY	12/19/11	6	0-0	.000	0-0	.000	0-0	.000	1-0-1	1	1	0	0	0	
LW	12/22/11	9	0-1	.000	0-0	.000	1-2	.500	1-1-2	1	0	0	0	1	
at Virginia Tech	12/28/11							dnp							
vs High Point	12/29/11							dnp							
USF	01/03/12							dnp							
at Rutgers	01/07/12							dnp							
NOTRE DAME	01/14/12	1	0-0	.000	0-0	.000	0-0	.000	0-0-0	0	0	0	0	0	
at UConn	01/19/12	2	0-0	.000	0-0	.000	0-0	.000	0-0-0	0	0	0	0	0	
STJ	01/21/12							dnp							
at Villanova	01/24/12							dnp							
at Syracuse	01/28/12							dnp							
at Marquette	02/01/12							dnp							
GEORGETOWN	02/04/12							dnp							
at Providence	02/07/12							dnp							
PITT	02/11/12							dnp							
at Seton Hall	02/18/12							dnp							
MARQUETTE	02/21/12	1	0-1	.000	0-0	.000	0-0	.000	0-0-0	0	0	0	0	0	
WEST VIRGINIA	02/25/12							dnp							
at DePaul	02/27/12	1	0-0	.000	0-0	.000	0-0	.000	0-1-1	0	0	0	0	0	
vs Marquette	03/02/12							dnp							
DUQUESNE	03/16/12							dnp							
at TOLEDO	03/19/12	2	0-2	.000	0-1	.000	0-0	.000	0-1-1	0	0	0	0	0	
Totals		0	39	1-5	.200	0-1	.000	1-2	.500	3-6-9	3	2	0	0	3

Career Statistics

Season	GP-GS	MIN	AVG	FG	FGA	PCT.	3P	3PA	PCT.	FT	FTA	PCT	OFF	DEF	REB	AVG	PF-D	A	TO	BL	ST	PTS	AVG.
2011-12	11-0	39	3.5	1	5	.200	0	1	.000	1	2	.500	3	6	9	0.8	5-0	3	2	0	0	3	0.3
2012-13	17-5	333	19.6	30	79	.380	3	7	.429	12	20	.600	26	35	61	3.6	43-1	8	19	0	4	75	4.4
TOTAL	28-5	372	13.3	31	84	.369	3	8	.375	13	22	.591	29	41	70	2.5	48-1	11	21	0	4	78	2.8



JUNIOR • GUARD

DAYEESHA HOLLINS

Hometown: Cincinnati, Ohio

High School/Previous: Winton Woods/Michigan

31

Season Highs

25 vs. Xavier, 12/2/12	Points	27 at Minnesota, 2/25/10*
14 vs. Xavier, 12/2/12	Rebounds	14 vs. Xavier, 12/2/12
5, 2x, last vs. Morehead State, 11/28/12	Assists	8 at Virginia Tech, 12/4/09*
5 at USF, 1/15/13	Steals	5, 3x, last at USF, 1/15/13
N/A	Blocked Shots	1, 5x, last vs. Pittsburgh, 2/11/12
8 vs. Villanova, 1/6/13	Field Goals	10 at Xavier, 12/14/09*
21 vs. Xavier, 12/2/12	FG Attempts	21 vs. Xavier, 12/2/12
6, last vs. Seton Hall, 1/9/13	3-Pt. FG	6, last vs. Seton Hall, 1/9/13
9, vs. Seton Hall, 1/9/13	3-Pt. FG Attempts	9, vs. Seton Hall, 1/9/13
11 vs. Xavier 12/2/12	Free Throws	11 vs. Xavier 12/2/12
15 vs. Hawaii, 12/29/12	Free Throw Attempts	15 vs. Hawaii, 12/29/12
44 vs. Xavier, 12/2/12	Minutes	45 vs. Duquesne, 3/16/12

Career Highs

27 at Minnesota, 2/25/10*
14 vs. Xavier, 12/2/12
8 at Virginia Tech, 12/4/09*
5, 3x, last at USF, 1/15/13
1, 5x, last vs. Pittsburgh, 2/11/12
10 at Xavier, 12/14/09*
21 vs. Xavier, 12/2/12
6, last vs. Seton Hall, 1/9/13
9, vs. Seton Hall, 1/9/13
11 vs. Xavier 12/2/12
15 vs. Hawaii, 12/29/12
45 vs. Duquesne, 3/16/12

* 2009-10 season at Michigan

2012-13:

Played in 14 games, making 13 starts ... reached double digits in scoring 12 times ... pulled down seven rebounds at Kent State and against Morehead State... was 8-for-11 from the free throw line against College of Charleston ... has pulled down at least five rebounds in seven games ... set a new career mark in rebounding against Xavier with 14 ... recorded her second career double-double against the Musketeers with 23 points and 14 rebounds ... missed the Youngstown State and Eastern Kentucky games with an injury ... named to the Bank of Hawaii Rainbow Wahine Invitational All-Tournament team after averaging 12.3 points during the weekend ... hit a lay-up as time expired in regulation to force overtime against Hawaii ... has dished out five assists twice.

2011-12:

Named to the all-BIG EAST Second Team ... started 30 games at guard ... finished first in points per game (14.8) and assists per game (3.5) ... her 55 steals ranked second on the team ... made her Cincinnati debut against IPFW, when she went 8-of-12 and scored 17 points, dished out a team-high tying four assists, made three steals and grabbed two boards ... was one of four players to score in double-figures with 13 points and tied a career-high with five steals to go along with seven assists against Dayton ... recorded her third-straight double-digit game with 10 points against Evansville ... dished out a season-best six assists and connected on 5-of-9 shots en route to 11 points against South Dakota State ... recorded her fifth-consecutive double-digit game with 20 points after shooting 8-of-13 from the field and a perfect 3-of-3 from 3-point range against Chattanooga ... tied her career high with nine rebounds against Morgan State ... registered her first career double-double with a game-high tying 19 points and 10 rebounds at Xavier ... recorded her first block as a Bearcat at Marshall ... went 6-of-11 for 15 points against Louisville before leaving midway through the second half due to shoulder injury ... did not play at Miami (OH) or against Indianapolis due to injury ... returned to action against Longwood, when she shot 2-of-4 and recorded one rebound and one assist ... shot 7-of-11, including 2-of-2 from behind the arc and 10-of-11 from the free throw line en route to a season-best 26 points at Virginia Tech ... also made a half-court buzzer beater to close out the first half at Virginia Tech ... scored 14 points, including 13 in the second half, to lead the Bearcats against High Point ... shot 8-of-18, including 3-of-7 from 3-point range, en route to a game-high 22 points against USF ... was the only UC player to score in double-figures with 14 points on 6-of-11 shooting against No. 2 Notre Dame ... scored a game-high 18 points, including 15 first-half points, at No. 3 Connecticut ... shot 8-of-15 for 17 points and six rebounds at Villanova ... finished with 12 points and a team-high four assists at Syracuse ... named to the BIG EAST Weekly Honor Roll for her performances at Marquette and against Georgetown ... shot 7-of-17, including 2-of-4 from behind the arc and 6-of-8 from the stripe en route to her fourth 20-plus point game of the season with 22 points at Marquette ... tied a team-high with 17 points against No. 17/15 Georgetown ... shot 5-of-18 from the field and scored 11 points at Providence ... finished with 15 points, eight rebounds and four steals against Pittsburgh ... scored a team-best 16 points to go along with six rebounds at Seton Hall ... registered five assists, seven rebounds and 14 points against Marquette ... scored 11 points and dished out a game-high five assists against West Virginia ... scored 14 points in 40 minutes of action against Marquette in the first round of the BIG EAST Tournament ... recorded her fifth 20-plus point game with

Career Statistics

Season	GP-GS	MIN	AVG	FG	FGA	PCT.	3P	3PA	PCT.	FT	FTA	PCT	OFF	DEF	REB	AVG	PF-D	A	TO	BL	ST	PTS	AVG.
2009-10*	35-34	1045	29.9	150	357	.420	27	71	.380	93	136	.684	52	67	119	3.4	88-2	107	117	3	60	420	12.0
Redshirt																							
2011-12	30-30	1075	35.8	162	390	.415	24	86	.279	96	139	.691	44	80	124	4.1	68-1	105	91	3	55	444	14.8
2012-13	15-14	526	35.1	77	226	.341	17	50	.340	75	102	.735	29	47	76	5.1	37-1	33	50	0	26	246	16.4
TOTAL	80-78	2646	33.1	389	973	.400	68	207	.329	264	377	.700	125	194	319	4.0	193-4	245	259	6	141	1110	13.9

- All-BIG EAST Second Team (2011-12)
- BIG EAST Weekly Honor Roll (2/6/12)
- BIG EAST Weekly Honor Roll (11/26/12)
- BIG EAST Weekly Honor Roll (12/3/12)

23 points and dished out six assists in a career-high 45 minutes against Duquesne.

2010-11:

Sat out 2010-11 season due to NCAA transfer guidelines.

2009-10 (Freshman at Michigan):

Big Ten Player of the Week (Dec. 21) ... Big Ten Freshman of the Week (Dec. 21, March 1) ... All-Big Ten Freshman Team (2010) ... Hustle Award (2010) ... U-M Athletic Academic Achievement Award (2010) ... first women's basketball player in Big Ten women's basketball history to be named Player and Freshman of the Week (March 1) ... first Wolverine to receive a Big Ten weekly award multiple times in one season since Lorea Feldman in 1986-87 ... saw action in 35 games with 34 starts ... averaged 12.0 points and 3.4 rebounds per game during her freshman campaign ... posted 24 games in double figures and tallied four games of 19 or more points ... twice scored 20 or more points, including a career-high 27 points in a road victory at Minnesota (April 25), which was the most points scored by a Wolverine on the season ... grabbed a career-best nine rebounds in U-M's win over then-No. 8 Xavier (Dec. 14) ... led the Wolverines in free throw attempts, free throws made, and assists ... became the first U-M player to record 100 rebounds and 100 assists in her freshman campaign ... 117 assists was the most by a Michigan freshman since Anne Thorius' 133 during the 1997-98 season ... recorded eight assists against Virginia Tech (Dec. 3) which is believed to be the the most by a U-M freshman ... in U-M's Women's National Invitation Tournament (WNIT) victory over Toledo (March 21) her six assists tied for second-most by a Wolverine in WNIT action ... concluded the season as one of the top two scoring freshman in the Big Ten ... also ranked 12th in assists (3.1) and 14th in steals (1.7).

High School:

Three-year letterwinner at Winton Woods High School ... earned Winton Woods Most Valuable Player and Best Defensive Player honors as a sophomore ... two-time Winton Woods Female Athlete of the Year ... named Winton Woods Female Career Athlete as a senior ... led squad to two league championships ... averaged better than 11.7 points, 3.4 steals and 2.9 assists throughout her high school career ... earned Fort Ancient Valley Conference second team honors as a sophomore ... named to OHSAA 16th District All-Star team during her sophomore campaign ... OHSAA 16th District first team selection as a junior ... named 16th District Player of the Year as a senior ... two-time FAVC Player of the Year ... two-time Cincinnati Enquirer Division I first team selection ... named to the Associated Press All-Ohio first team as a senior and third team during her junior campaign ... Associated Press Southwest Player of the Year as a senior ... Greater Cincinnati Basketball High School Hall of Fame Co-Division I Player of the Year as a senior ... MVP of the Ohio North-South All-Star game during her senior season ... finalist for the Associated Press Ohio Miss Basketball Award ... finalist for the Larosa's Female MVP as a senior ... ranked as the No. 146 prospect in the All-Star Girls Basketball Report ... No. 74 ESPN Insider Grade ... also competed in track and field ... state finalist in the 4 x 400 relay as a freshman ... city record holder in the 400m ... two-time FAVC first team selection ... three-time state finalist in the 400m ... Cincinnati Enquirer track and field all-city first team.

Personal:

Born on August 1, 1991 ... daughter of Kahlil and Sharon Hollins.

Academic Major:

Exploratory.

Hollins Career Game-by-Game Statistics

2012-13 Game-by-Game Statistics

Opponent	Date	GS	Min	FG-FGA	Pct.	3FG-FGA	Pct.	FT-FTA	Pct.	O-D-T	A	TO	BLK	Stl	Pts.
NKU	11/9/12	*	32	5-16	.313	0-3	.000	7-9	.778	3-2-5	2	5	0	4	17
at Ohio State	11/14/12	*	36	6-18	.333	1-1	1.000	2-2	1.000	4-1-5	1	0	0	0	15
at Kent State	11/19/12	*	35	3-11	.273	1-5	.200	8-13	.615	1-6-7	5	4	0	3	15
Charleston	11/25/12	*	36	7-15	.466	1-2	.500	8-11	.727	2-4-6	0	6	0	2	23
Morehead State	11/28/12	*	36	6-18	.333	2-5	.400	4-4	1.000	2-5-7	5	0	0	3	18
Xavier	12/2/12	*	44	7-21	.333	0-1	.000	11-12	.917	5-9-14	3	5	0	2	25
YSU	12/5/12						dnp								
EKU							dnp								
Akron	12/15/12		30	4-15	.267	1-3	.333	1-2	.500	1-0-10	1	5	0	2	10
Belmont	12/21/12	*	36	6-14	.429	2-3	.667	5-6	.833	1-2-3	2	3	0	1	19
Alabama	12/28/12	*	38	2-14	.143	0-3	.000	6-6	1.000	1-3-4	1	2	0	1	10
Hawaii	12/29/12	*	38	6-18	.333	2-3	.667	10-15	.667	1-3-4	4	1	0	0	24
LIU-Brooklyn	12/30/12	*	35	3-10	.300	1-3	.333	5-7	.714	3-2-5	0	2	0	1	12
Villanova	1/6/13	*	30	8-16	.500	0-2	.000	0-1	.000	1-3-4	2	1	0	1	16
SETON HALL	1/9/13	*	37	7-15	.467	6-9	.667	3-4	.750	2-4-6	2	5	0	1	23
at USF	1/15/13	*	32	2-12	.167	0-3	.000	4-8	.500	1-1-2	4	2	0	5	8
at Louisville	1/18/13	*	31	5-13	.385	0-4	.000	1-2	.500	1-2-3	1	9	0	0	11
Totals			14	526	77-226	.341	17-50	.340	75-102	.735	29-47-76	33	50	0	26 246

2011-12 Game-by-Game Statistics


Opponent	Date	GS	Min	FG-FGA	Pct.	3FG-FGA	Pct.	FT-FTA	Pct.	O-D-T	A	TO	BLK	Stl	Pts.
IPFW	11/11/11	*	25	8-12	.667	1-1	1.000	0-1	.000	0-2-2	4	1	0	3	17
Dayton	11/16/11	*	38	6-8	.750	0-0	.000	1-5	.200	2-4-6	7	3	0	5	13
Evansville	11/18/11	*	23	5-9	.556	0-0	.000	0-0	.000	0-2-2	2	5	0	3	10
vs. SDSU	11/24/11	*	38	5-9	.556	0-2	.000	1-2	.500	2-2-4	6	3	0	2	11
vs. Chattanooga	11/25/11	*	40	8-13	.615	3-3	1.000	1-3	.333	0-4-4	1	1	0	0	20
MORGAN STATE	12/01/11	*	38	1-13	.077	0-2	.000	5-7	.714	5-4-9	5	2	0	3	7
at Xavier	12/04/11	*	38	6-19	.316	0-3	.000	7-8	.875	4-6-10	6	1	0	2	19
at Marshall	12/10/11	*	40	6-11	.545	1-3	.333	4-5	.800	3-4-7	4	9	1	4	17
LOUISVILLE	12/14/11	*	27	6-11	.545	1-3	.333	2-2	1.000	0-1-1	5	4	0	4	15
at Miami	12/17/11						dnp								
UINDY	12/19/11						dnp								
LW	12/22/11	*	21	2-4	.500	0-0	.000	0-1	.000	0-1-1	1	2	0	0	4
at Virginia Tech	12/28/11	*	35	7-11	.636	2-2	1.000	10-11	.909	1-4-5	3	1	0	1	26
vs High Point	12/29/11	*	35	3-8	.375	1-5	.200	7-10	.700	0-0-0	6	1	0	4	14
USF	01/03/12	*	39	8-18	.444	3-7	.429	3-6	.500	1-4-5	3	3	0	0	22
at Rutgers	01/07/12	*	39	3-12	.250	1-5	.200	2-2	1.000	1-2-3	2	5	0	3	9
NOTRE DAME	01/14/12	*	38	6-11	.545	0-0	.000	2-4	.500	1-3-4	4	7	0	1	14
at UConn	01/19/12	*	37	7-14	.500	2-3	.667	2-5	.400	2-2-4	1	2	0	2	18
STJ	01/21/12	*	33	3-11	.273	0-1	.000	0-2	.000	0-2-2	2	5	0	1	6
at Villanova	01/24/12	*	40	8-15	.533	1-2	.500	0-0	.000	3-3-6	3	0	0	0	17
at Syracuse	01/28/12	*	25	5-12	.417	0-5	.000	2-2	1.000	0-1-1	4	3	0	1	12
at Marquette	2/1/12	*	39	7-17	.412	2-4	.500	6-8	.750	1-1-2	4	4	0	1	22
GEORGETOWN	02/04/12	*	38	4-18	.222	1-4	.250	8-9	.889	2-1-3	4	9	0	2	17
at Providence	02/07/12	*	38	5-18	.278	1-4	.250	0-0	.000	1-2-3	2	4	0	1	11
PITT	02/11/12	*	39	5-13	.385	0-4	.000	5-6	.833	4-4-8	3	1	1	4	15
at Seton Hall	02/18/12	*	38	5-13	.385	0-2	.000	6-8	.750	5-1-6	3	1	0	2	16
MARQUETTE	02/21/12	*	35	6-14	.429	2-4	.500	0-0	.000	1-6-7	5	5	0	1	14
WEST VIRGINIA	02/25/12	*	40	4-14	.286	0-4	.000	3-4	.750	3-2-5	5	3	0	0	11
at DePaul	02/27/12	*	37	6-17	.353	0-2	.000	1-2	.500	1-4-5	2	2	0	1	13
vs Marquette	03/02/12	*	40	3-13	.231	0-4	.000	8-10	.800	1-3-4	0	2	1	0	14
DUQUENSE	03/16/12	*	45	6-15	.400	2-5	.400	9-14	.643	0-2-2	6	0	0	3	23
at TOLEDO	03/19/12	*	37	8-17	.471	0-2	.000	1-2	.500	0-3-3	2	2	0	1	17
Totals			30	1075	162-390	.415	24-86	.279	96-139	.691	44-80-124	105	91	3	55 444

2010-11 Game-by-Game Statistics

Opponent	Date	GS	Min	FG-FGA	Pct.	3FG-FGA	Pct.	FT-FTA	Pct.	O-D-T	A	TO	BLK	Stl	Pts.
Redshirt															
Totals															

2009-10 Game-by-Game Statistics* (at Michigan)

Opponent	Date	GS	Min	FG-FGA	Pct.	3FG-FGA	Pct.	FT-FTA	Pct.	O-D-T	A	TO	BLK	Stl	Pts.
BALL STATE	11/13/09	*	27	3-13	.231	0-3	.000	6-8	.750	0-2-2	3	3	0	2	12
MARQUETTE	11/16/09	*	32	6-12	.500	1-1	1.000	4-7	.571	2-3-5	4	3	0	3	17
SOUTH. MISS.	11/19/09	*	31	8-11	.727	2-2	1.000	0-0	.000	1-2-3	5	5	0	2	18
at Kansas	11/22/09	*	35	6-13	.462	1-1	1.000	2-4	.500	2-1-3	2	5	0	1	15
vs SFA	11/27/09	*	24	2-6	.333	0-2	.000	2-3	.667	2-2-4	3	7	0	0	6
at NMSU	11/28/09	*	22	2-7	.286	0-2	.000	6-6	1.000	0-1-1	3	1	0	2	10
at Virginia Tech	12/04/09	*	26	6-10	.600	1-2	.500	3-3	1.000	0-5-5	8	2	0	4	16
at Iowa	12/06/09	*	33	3-14	.214	0-2	.000	0-0	.000	1-2-3	3	3	0	2	6
at Boston Coll.	12/10/09	*	30	4-10	.400	0-0	.000	5-8	.625	3-1-4	4	2	0	2	13
at Xavier	12/14/09	*	37	10-17	.588	1-3	.333	1-1	1.000	4-5-9	3	5	0	4	22
at DETROIT	12/19/09	*	40	6-11	.545	0-0	.000	5-6	.833	2-3-5	7	2	0	1	17
NORTHWESTERN	12/28/09	*	30	3-15	.200	0-1	.000	1-2	.500	2-1-3	5	5	0	1	7
at Michigan State	12/31/09	*	27	4-9	.444	2-2	1.000	1-2	.500	0-1-1	4	5	0	4	11
at Ohio State	01/03/10	*	31	8-10	.800	1-1	1.000	2-4	.500	1-1-2	0	5	0	1	19
IOWA	01/07/10	*	36	4-11	.364	2-4	.500	2-2	1.000	1-3-4	4	0	1	2	12
at Wisconsin	01/10/10	*	33	4-10	.400	2-4	.500	1-1	1.000	0-0-0	2	2	0	0	11
at Indiana	01/14/10	*	23	1-4	.250	0-0	.000	0-0	.000	3-2-5	5	4	0	0	2
OHIO STATE	01/21/10	*	33	5-14	.357	1-3	.333	0-0	.000	1-3-4	2	5	0	0	11
INDIANA	01/24/10	*	29	6-13	.462	0-1	.000	3-4	.750	4-2-6	1	3	0	0	15
at Illinois	01/28/10	*	31	2-7	.286	0-1	.000	3-7	.429	1-1-2	4	2	0	5	7
PENN STATE	01/31/10	*	31	3-11	.273	0-5	.000	2-4	.500	1-3-4	4	4	0	1	8
at Northwestern	02/04/10	*	33	3-5	.600	2-2	1.000	3-6	.500	3-4-7	2	6	1	1	11
MINNESOTA	02/07/10	*	24	4-8	.500	2-2	1.000	0-0	.000	0-4-4	2	6	0	0	10
MICHIGAN ST.	02/11/10	*	34	6-13	.462	1-3	.333	6-11	.545	2-3-5	2	2	0	1	19
at Penn State	02/18/10	*	26	3-11	.273	0-2	.000	4-7	.571	4-1-5	3	6	0	1	10
WISCONSIN	02/21/10	*	21	1-6	.167	0-2	.000	8-10	.800	2-0-2	0	4	0	3	10
at Minnesota	02/25/10	*	37	9-14	.643	3-4	.750	6-6	1.000	0-0-0	3	1	0	3	27
PURDUE	02/28/10		20	3-3	1.000	1-1	1.000	2-2	1.000	0-0-0	1	2	0	2	9
vs Northwestern	03/04/10	*	23	1-7	.143	0-3	.000	0-0	.000	0-1-1	2	4	0	0	2
vs Michigan St.	03/05/10	*	32	2-10	.200	0-0	.000	2-2	1.000	4-1-5	2	2	1	1	6
KENT STATE	03/19/10	*	21	2-4	.500	0-0	.000	2-4	.500	0-3-3	1	4	0	2	6
TOLEDO	03/21/10	*	38	7-15	.467	1-2	.500	4-6	.667	4-3-7	6	1	0	3	19
NORTHWESTERN	03/25/10	*	35	5-10	.500	2-4	.500	2-2	1.000	2-1-3	2	2	0	0	14
SYRACUSE	03/28/10	*	34	3-12	.250	1-5	.200	0-0	.000	0-2-2	5	2	0	4	7
MIAMI	03/31/10	*	26	5-11	.455	0-1	.000	5-7	.714	0-0-0	0	2	0	2	15
Totals			34	1045	150-357	.420	27-71	.380	93-136	.684	52-67-119	107	117	3	60 420



FRESHMAN • FORWARD

SHELBI CHANDLER

32

Hometown: Indianapolis, Ind.

High School/Previous: Pike

Season Highs

3 at Ohio State, 11/14/12	Points	3 at Ohio State, 11/14/12
2, 3x, last vs. Villanova, 1/6/13	Rebounds	2, 3x, last vs. Villanova, 1/6/13
2 vs. Northern Kentucky, 11/9/12	Assists	2 vs. Northern Kentucky, 11/9/12
N/A	Steals	N/A
N/A	Blocked Shots	N/A
1 vs. LIU-Brooklyn, 12/30/12	Field Goals	N/A
2 at Ohio State, 11/14/12	FG Attempts	2 at Ohio State, 11/14/12
N/A	3-Pt. FG	N/A
N/A	3-Pt. FG Attempts	N/A
3 at Ohio State, 11/14/12	Free Throws	3 at Ohio State, 11/14/12
4 at Ohio State, 11/14/12	Free Throw Attempts	4 at Ohio State, 11/14/12
12 vs. LIU-Brooklyn, 12/30/12	Minutes	12 vs. LIU-Brooklyn, 12/30/12

Career Highs

2012-13 Game-by-Game Statistics

Opponent	Date	GS	Min	FG-FGA	Pct.	3FG-FGA	Pct.	FT-FTA	Pct.	O-D-T	A	TO	BLK	Stl	Pts.
NKU	11/9/12	3	0-0	.000	0-0	.000	0-0	.000	0-0-0	2	0	0	0	0	0
at Ohio State	11/14/12	8	0-2	.000	0-0	.000	3-4	.750	0-2-2	0	1	0	0	0	3
at Kent State	11/19/12	3	0-0	.000	0-0	.000	0-0	.000	0-0-0	0	0	0	0	0	0
Charleston	11/25/12	7	0-1	.000	0-0	.000	0-0	.000	0-0-0	1	2	0	0	0	0
Morehead State	11/25/12							dnp							
Xavier	12/2/12	3	0-1	.000	0-0	.000	0-0	.000	2-0-2	0	0	0	0	0	0
YSU	12/5/12	4	0-1	.000	0-0	.000	0-0	.000	0-0-0	0	0	0	0	0	0
EKU	12/9/12	3	0-0	.000	0-0	.000	0-0	.000	0-0-0	0	0	0	0	0	0
Akron	12/15/12	2	0-1	.000	0-0	.000	0-0	.000	0-0-0	0	1	0	0	0	0
Belmont	12/21/12	0	0-0	.000	0-0	.000	0-0	.000	0-0-0	0	0	0	0	0	0
Alabama	12/28/12	6	0-0	.000	0-0	.000	0-0	.000	0-0-0	0	0	0	0	0	0
Hawaii	12/29/12	5	0-0	.000	0-0	.000	0-0	.000	0-1-1	0	0	0	0	0	0
LIU-Brooklyn	12/30/12	12	1-1	1.000	0-0	.000	0-0	.000	1-0-1	0	2	0	0	0	2
Villanova	1/6/13	4	0-0	.000	0-0	.000	0-0	.000	0-2-2	0	0	0	0	0	0
SETON HALL	1/9/13							dnp							
at USF	1/15/13	4	0-0	.000	0-0	.000	0-0	.000	0-1-1	0	0	0	0	0	0
at Louisville	1/18/13	4	0-0	.000	0-0	.000	0-0	.000	0-0-0	0	0	0	0	0	0
Totals		0	68	1-7	.143	0-0	.000	3-4	.750	3-6-9	3	6	0	0	5

2012-13:

Played in 14 of 16 contests ... scored first career points (3) at Ohio State, going 3-for-4 from the free throw line ... pulled down two offensive rebounds against Xavier ... added two points during 12 minutes of action against LIU-Brooklyn ... pulled down a pair of rebounds against Villanova.

High School:

Three-year letterwinner ... deemed the team's most improved player as a freshman ... sophomore year team went 15-6, advanced to county finals and finished as the runner-up ... junior year team finished third in Conference Indiana ... named the 2011 Rick Bolus Camp MVP ... recorded 7 ppg, 7 rpg and 2 apg through three years.

Personal:

Born December 13, 1993 ... daughter of James and Alfreda Chandler ... has two sisters.

Academic Major:

Physical Therapy

Career Statistics

Season	GP-GS	MIN	AVG	FG	FGA	PCT.	3P	3PA	PCT.	FT	FTA	PCT	OFF	DEF	REB	AVG	PF-D	A	TO	BL	ST	PTS	AVG.
2012-13	15-0	68	4.5	1	7	.143	0	0	.000	3	4	.750	3	6	9	0.6	11-0	3	6	0	0	5	0.3
TOTAL	15-0	68	4.5	1	7	.143	0	0	.000	3	4	.750	3	6	9	0.6	11-0	3	6	0	0	5	0.3



JUNIOR • FORWARD

JEANISE RANDOLPH

Hometown: Chicago, Ill.

High School/Previous: Thornton Fractional North

33

Season Highs

12 at USF, 1/15/13	Points	20 at Villanova, 2/15/11
9 vs. Northern Kentucky, 11/9/12	Rebounds	13, 2x (last at Syracuse, 1/28/12)
N/A	Assists	2, 2x (last at Seton Hall, 2/18/12)
3 vs. Northern Kentucky, 11/9/12	Steals	3, 2x, last vs. Northern Kentucky, 11/9/12
3 vs. Northern Kentucky, 11/9/12	Blocked Shots	4 vs. St. John's, 1/21/12
5 at USF, 1/15/13	Field Goals	10 at Villanova, 2/15/11
7, 2x, last vs. Xavier, 12/2/12	FG Attempts	12 vs. Syracuse, 2/22/11
N/A	3-Pt. FG	N/A
N/A	3-Pt. FG Attempts	N/A
2, 2x, last at USF, 1/15/13	Free Throws	4 at Pittsburgh, 2/1/11
3 vs. Xavier, 12/2/12	Free Throw Attempts	5 at Pittsburgh, 2/1/11
33 vs. Northern Kentucky, 11/9/12	Minutes	38 at Seton Hall, 2/18/12

2012-13 Season:

Made starts in the first two games of the season before missing three games due to injury ... pulled down nine rebounds against Northern Kentucky ... added eight points and eight rebounds against Xavier ... returned to the lineup at USF after missing nine games .. added 12 points and seven rebounds against the Bulls.

2011-12 Season:

Played in 21 games, starting eight at forward ... team's best shooter at 56.8 percent ... finished third on the team in rebounds per game (5.4) and fourth in points per game (6.5) in 21 games ... sat out the first 11 games of the season due to back injury ... made her season debut against Longwood, when she registered three rebounds, two steals, two blocks and four points ... shot 5-of-8 from the field and recorded seven rebounds, two steals and 10 points in only 18 minutes against High Point ... earned her first start of the season at Rutgers ... scored 10 points and seven boards and set a career-high with four blocks against St. John's ... recorded her first double-double of the season with 11 points and a career-high tying 13 rebounds at Syracuse ... played a season-high 31 minutes at Syracuse ... shot 3-of-5 from the floor and scored six points to go along with nine boards at Marquette ... scored eight points and made 10 rebounds against Pittsburgh ... started her second game of the season at Seton Hall, when she dished out a career-high tying two assists in a career-best 38 minutes of action ... shot a perfect 6-of-6 from the floor en route to 12 points against Marquette ... scored a season-best and team-high 14 points on 7-of-10 shooting at No. 18 DePaul ... recorded a double-double with 10 points and 10 rebounds against Marquette in the first round of the BIG EAST Tournament ... scored 10 points, pulled down eight boards and made two steals against Duquesne.

2010-11 Season:

Came on strong late in the year, ultimately earning BIG EAST all-Freshman honors ... started 14 games, including the final 12 of the season ... averaged 5.7 points and 5.6 rebounds while shooting a team-best .532 from the floor ... posted a pair of double-doubles ... scored six points and added six rebounds and two blocked shots in season opener against Southwest Baptist ... scored five points with a game-high eight rebounds against North Florida ... scored two points on 1-of-1 from the floor against Robert Morris ... scored a point from the free throw line and corralled four rebounds with one block and one steal against Mount St. Mary's ... scored four points with six rebounds in 17 minutes at Valparaiso ... scored three points and grabbed one board with one steal in loss at Dayton ... dished out first two career assists against No. 4/4 Xavier ... scored a bucket with one rebound, one steal, and one block in 14 minutes against Louisville ... grabbed two rebounds with an assist against Wright State ... posted five points and five boards in 15 minutes against Marshall ... had a breakout game against No. 23/rv Texas, posting first career double-double with 11 points and career-high

► BIG EAST All-Rookie Team (2010-11)

13 rebounds while playing 27 minutes ... scored four points with four rebounds before fouling out against Hofstra ... scored 13 points on 5-of-6 shooting with five rebounds, two blocks, and two steals in a career-high 30 minutes against Miami (OH) ... continued strong play of late with eight points and nine rebounds in win at USF ... scored three points with seven rebounds in 19 minutes at No. 6/7 West Virginia ... scored two points with five boards against Rutgers ... shot 3-of-3 from the floor and 2-of-2 from the free throw line for eight points and grabbed five rebounds with a block in 29 minutes at No. 22 St. John's ... grabbed eight rebounds at Louisville ... scored seven points on 3-of-5 shooting with eight boards against No. 12/17 DePaul ... tallied six points on 2-of-4 shooting, including 2-of-2 from the free throw line, and grabbed six rebounds in career-high 34 minutes against No. 2/2 Connecticut ... scored eight points with five rebounds in 24 minutes before fouling out against Pittsburgh ... scored four points with two rebounds and two blocks against No. 17/19 Georgetown ... scored nine points with eight rebounds and two blocks against Seton Hall before fouling out ... scored a career-high 20 points on a school-record 10-of-11 shooting with seven rebounds in a career-best 35 minutes at Villanova ... posted second career double-double with 11 points and 10 rebounds against Providence ... scored eight points and added seven rebounds against Syracuse ... tallied four points with seven rebounds at No. 8/7 Notre Dame ... scored eight points with five boards against No. 20/22 Marquette.

High School:

Two-time all-conference selection at Thornton Fractional North High School ... averaged 13.4 points and 7.6 rebounds as a junior ... Northwest Indiana Times Player of the Year as a junior and senior ... all-state selection as a senior ... earned all-area honors during junior and senior seasons.

Personal:

Full name is Jeanise Dominique Randolph ... born May 6, 1991 in Chicago, Illinois ... daughter of Dwayne Randolph, Jeanine Sloan, and Sandra Randolph ... has younger siblings Jeamill and Jeamika and older siblings Jasmine and Jeanel.

Academic Major:

Exploratory.

Career Statistics

Season	GP-GS	MIN	AVG	FG	FGA	PCT.	3P	3PA	PCT.	FT	FTA	PCT.	OFF	DEF	REB	AVG	PF-D	A	TO	BL	ST	PTS	AVG.
2010-11	29-14	650	22.4	67	126	.532	0	0	.000	31	51	.608	70	91	161	5.6	73-6	9	63	20	17	165	5.7
2011-12	21-8	488	23.2	63	111	.568	0	0	.000	11	30	.367	30	84	114	5.4	62-4	8	38	22	16	137	6.5
2012-13	5-2	108	21.6	13	26	.500	0	0	.000	5	7	.714	8	18	26	5.2	7-0	0	11	5	6	31	6.2
TOTAL	55-24	1246	22.7	143	263	.544	0	0	.000	47	88	.534	108	193	301	5.5	142-10	17	112	47	39	333	6.1

Randolph Career Game-by-Game Statistics

2012-13 Game-by-Game Statistics

Opponent	Date	GS	Min	FG-FGA	Pct.	3FG-FGA	Pct.	FT-FTA	Pct.	O-D-T	A	TO	BLK	Stl	Pts.
NKU	11/9/12	*	33	1-5	.200	0-0	.000	1-2	.500	3-6-9	0	3	3	3	3
at Ohio State	11/14/12	*	16	3-7	.429	0-0	.000	0-0	.000	0-0-0	0	3	0	1	6
at Kent State	11/19/12						dnp								
Charleston	11/25/12						dnp								
Morehead State	11/25/12						dnp								
Xavier	12/2/12		20	3-7	.429	0-0	.000	2-3	.667	3-5-8	0	1	1	1	8
YSU	12/5/12						dnp								
EKU	12/9/12						dnp								
Akron	12/15/12						dnp								
Belmont	12/21/12						dnp								
Alabama	12/28/12						dnp								
Hawaii	12/29/12						dnp								
LIU-Brooklyn	12/30/12						dnp								
Villanova	1/6/13						dnp								
SETON HALL	1/9/13						dnp								
at USF	1/15/13		24	5-6	.833	0-0	.000	2-2	1.000	2-5-7	0	3	1	1	12
at Louisville	1/18/13		15	1-1	1.000	0-0	.000	0-0	.000	0-2-2	0	1	0	0	2
Totals		2	108	13-26	.500	0-0	.000	5-7	.714	8-18-26	0	11	5	6	31

2011-12 Game-by-Game Statistics

Opponent	Date	GS	Min	FG-FGA	Pct.	3FG-FGA	Pct.	FT-FTA	Pct.	O-D-T	A	TO	BLK	Stl	Pts.
IPFW	11/11/11						dnp								
Dayton	11/16/11						dnp								
Evansville	11/18/11						dnp								
vs. SDSU	11/24/11						dnp								
vs. Chattanooga	11/25/11						dnp								
MORGAN STATE	12/01/11						dnp								
at Xavier	12/04/11						dnp								
at Marshall	12/10/11						dnp								
vs. Louisville	12/14/11						dnp								
at Miami	12/17/11						dnp								
UINDY	12/19/11						dnp								
LW	12/22/11		13	2-2	1.000	0-0	.000	0-0	.000	0-3-3	0	1	2	2	4
at Virginia Tech	12/28/11		18	1-2	.500	0-0	.000	0-4	.000	1-3-4	0	1	2	0	2
vs High Point	12/29/11		18	5-8	.625	0-0	.000	0-0	.000	2-5-7	0	2	1	2	10
USF	01/03/12		14	1-4	.250	0-0	.000	0-0	.000	0-2-2	0	2	1	2	2
at Rutgers	01/07/12	*	15	2-3	.667	0-0	.000	0-0	.000	0-1-1	0	0	1	1	4
NOTRE DAME	01/14/12		20	2-3	.667	0-0	.000	1-1	1.000	1-2-3	1	1	1	0	5
at UConn	01/19/12		12	0-4	.000	0-0	.000	1-2	.500	1-2-3	1	1	0	1	1
STJ	01/21/12		25	4-6	.667	0-0	.000	2-3	.667	1-6-7	0	4	4	0	10
at Villanova	01/24/12		25	2-4	.500	0-0	.000	1-4	.250	2-1-3	0	1	0	0	5
at Syracuse	01/28/12		31	5-11	.455	0-0	.000	1-4	.250	4-9-13	0	2	1	1	11
at Marquette	02/01/12		29	3-5	.600	0-0	.000	0-0	.000	3-6-9	1	1	0	2	6
GEORGETOWN	02/04/12		23	2-4	.500	0-0	.000	0-1	.000	2-5-7	0	1	0	0	4
at Providence	02/07/12		17	3-5	.600	0-0	.000	0-3	.000	1-1-2	0	1	0	0	6
PITT	02/11/12		29	4-6	.667	0-0	.000	0-0	.000	2-8-10	0	5	2	0	8
at Seton Hall	02/18/12	*	38	2-2	1.000	0-0	.000	0-0	.000	3-5-8	2	4	0	0	4
MARQUETTE	02/21/12	*	27	6-6	1.000	0-0	.000	0-1	.000	1-5-6	1	3	2	0	12
WEST VIRGINIA	02/25/12	*	21	3-4	.750	0-0	.000	0-0	.000	1-2-3	0	2	1	0	6
at DePaul	02/27/12	*	30	7-10	.700	0-0	.000	0-0	.000	0-2-2	2	1	0	2	14
vs Marquette	03/02/12	*	29	4-7	.571	0-0	.000	2-3	.667	3-7-10	0	1	0	1	10
DUQUENSE	03/16/12	*	34	4-10	.400	0-0	.000	2-2	1.000	1-7-8	0	2	2	2	10
at TOLEDO	03/19/12	*	20	1-5	.200	0-0	.000	1-2	.500	1-2-3	0	2	2	0	3
Totals		8	488	63-111	.568	0-0	.000	11-30	.367	30-84-114	8	38	22	16	137

2010-11 Game-by-Game Statistics

Opponent	Date	GS	Min	FG-FGA	Pct.	3FG-FGA	Pct.	FT-FTA	Pct.	O-D-T	A	TO	BLK	Stl	Pts.
SW BAPTIST	11/12/10	*	17	2-4	.500	0-0	.000	2-2	1.000	4-2-6	0	2	2	1	6
NORTH FLORIDA	11/14/10	*	22	2-3	.667	0-0	.000	1-2	.500	5-3-8	0	0	1	0	5
ROBERT MORRIS	11/21/10		6	1-1	1.000	0-0	.000	0-0	.000	0-0-0	0	1	0	0	2
MT. ST. MARY'S	11/23/10		13	0-3	.000	0-0	.000	1-2	.500	0-4-4	0	1	1	1	1
at Valparaiso	11/28/10		17	2-3	.667	0-0	.000	0-0	.000	3-3-6	0	2	0	0	4
at Dayton	12/02/10		10	1-1	1.000	0-0	.000	1-3	.333	0-1-1	0	1	0	1	3
XAVIER	12/05/10		20	0-0	.000	0-0	.000	0-0	.000	0-1-1	2	0	0	1	0
LOUISVILLE	12/15/10		14	1-3	.333	0-0	.000	0-0	.000	0-1-1	0	0	1	1	2
WRIGHT STATE	12/18/10		7	0-1	.000	0-0	.000	0-0	.000	1-1-2	1	1	0	0	0
MARSHALL	12/21/10		15	1-3	.333	0-0	.000	3-4	.750	2-3-5	0	3	0	0	5
vs Texas	12/28/10		27	5-7	.714	0-0	.000	1-1	1.000	5-8-13	1	2	2	0	11
vs Hofstra	12/30/10		18	2-3	.667	0-0	.000	0-0	.000	1-3-4	0	2	0	0	4
MIAMI (OH)	01/02/11		30	5-6	.833	0-0	.000	3-4	.750	4-1-5	0	1	2	2	13
at USF	01/05/11		22	3-5	.600	0-0	.000	2-3	.667	5-4-9	1	2	1	0	8
at West Virginia	01/08/11		19	1-4	.250	0-0	.000	1-2	.500	5-2-7	0	2	1	0	3
RUTGERS	01/15/11		15	1-4	.250	0-0	.000	0-0	.000	1-4-5	1	4	0	0	2
at St. John's	01/18/11		29	3-3	1.000	0-0	.000	2-2	1.000	4-1-5	0	3	1	0	8
at Louisville	01/22/11	*	22	0-4	.000	0-0	.000	0-1	.000	5-3-8	0	2	0	0	0
DEPAUL	01/25/11	*	29	3-5	.600	0-0	.000	1-3	.333	2-6-8	0	4	0	0	7
CONNECTICUT	01/29/11	*	34	2-4	.500	0-0	.000	2-2	1.000	1-5-6	0	1	0	2	6
at Pittsburgh	02/01/11	*	24	2-6	.333	0-0	.000	4-5	.800	0-5-5	0	2	2	0	8
at Georgetown	02/05/11	*	23	1-2	.500	0-0	.000	2-2	1.000	0-2-2	0	4	2	1	4
SETON HALL	02/12/11	*	29	4-5	.800	0-0	.000	1-2	.500	6-2-8	0	6	2	2	9
at Villanova	02/15/11	*	35	10-11	.909	0-0	.000	0-0	.000	5-2-7	1	3	0	0	20
PROVIDENCE	02/19/11	*	37	5-8	.625	0-0	.000	1-2	.500	4-6-10	0	2	0	0	11
SYRACUSE	02/22/11	*	34	3-12	.250	0-0	.000	2-4	.500	2-5-7	1	4	1	3	8
at Notre Dame	02/26/11	*	30	2-6	.333	0-0	.000	0-1	.000	1-6-7	1	3	0	1	4
MARQUETTE	02/28/11	*	30	4-8	.500	0-0	.000	0-0	.000	2-3-5	0	3	0	1	8
vs. West Virginia	03/04/11	*	22	1-1	1.000	0-0	.000	1-4	.250	2-4-6	0	2	1	0	3
Totals		14	650	67-126	.532	0-0	.000	31-51	.608	70-91-161	9	63	20	17	165



SOPHOMORE • FORWARD

TALEQUIA HAMILTON

Hometown: Huntington, W. Va.

High School/Previous: Huntington

40

Season Highs

N/A	Points	4 vs. Evansville, 11/18/11
2 vs. Northern Kentucky, 11/9/12	Rebounds	2, 5x (last vs. UINDY, 12/19/11)
N/A	Assists	N/A
N/A	Steals	1 vs. Longwood, 12/22/11
N/A	Blocked Shots	3 vs. UINDY, 12/19/11
N/A	Field Goals	2 vs. Evansville, 11/18/11
1 vs. Northern Kentucky, 11/9/12	FG Attempts	3 vs. Evansville, 11/18/11
N/A	3-Pt. FG	N/A
N/A	3-Pt. FG Attempts	1 vs. Evansville, 11/18/11
N/A	Free Throws	2 at Toledo, 3/19/12
N/A	Free Throw Attempts	2, 2x (last at Toledo, 3/19/12)
2 vs. Northern Kentucky, 11/9/12	Minutes	10 vs. UINDY (12/19/11)

Career Highs

2012-13 Game-by-Game Statistics

Opponent	Date	GS	Min	FG-FGA	Pct.	3FG-FGA	Pct.	FT-FTA	Pct.	O-D-T	A	TO	BLK	Stl	Pts.
NKU	11/9/12		2	0-1	.000	0-0	.000	0-0	.000	1-1-2	0	0	0	0	0
at Ohio State	11/14/12						dnp								
at Kent State	11/19/12						dnp								
Charleston	11/25/12						dnp								
Morehead State	11/25/12						dnp								
Xavier	12/2/12						dnp								
YSU	12/5/12						dnp								
EKU	12/9/12						dnp								
Akron	12/15/12						dnp								
Belmont	12/21/12						dnp								
Alabama	12/28/12						dnp								
Hawaii	12/29/12						dnp								
LIU-Brooklyn	12/30/12						dnp								
Villanova	1/6/13						dnp								
SETON HALL	1/9/13						dnp								
at USF	1/15/13						dnp								
at Louisville	1/18/13						dnp								
Totals			2	0-1	.000	0-0	.000	0-0	.000	1-1-2	0	0	0	0	0

2012-13 Season:

Suffered season-ending injury during first game of the season against Northern Kentucky.

2011-12 Season:

Saw action in 16 games ... grabbed two rebounds in the season opener against IPFW ... recorded four points and two rebounds in nine minutes against Evansville ... recorded first career block and a career-high tying two rebounds at Miami (OH) ... set a career-high with three blocks in 10 minutes of action against Indianapolis ... made one steal against Longwood ... went 2-of-2 from the free throw line at Toledo.

High School:

Played her AAU ball with the D1 Greyhounds, the same program that produced current NBA star O.J. Mayo, who also attended Huntington High ... named second team all state her sophomore year ... helped Huntington High to the state semifinals as a junior, averaging a double-double over the course of the season ... was first-team all-state as a junior ... earned Conference Player of the Year and first-team all-state as a senior ... averaged 19.1 points per game ... also a member of the track team.

Personal:

Born December 9, 1992 ... Daughter of Craig and Tammy Anderson.

Academic Major:

Exploratory.

2011-12 Game-by-Game Statistics

Opponent	Date	GS	Min	FG-FGA	Pct.	3FG-FGA	Pct.	FT-FTA	Pct.	O-D-T	A	TO	BLK	Stl	Pts.
IPFW	11/11/11		7	0-1	.000	0-0	.000	0-0	.000	0-2-2	0	0	0	0	0
DAYTON	11/16/11						dnp								
EVANSVILLE	11/18/11		9	2-3	.667	0-1	.000	0-0	.000	2-0-2	0	3	0	0	4
vs. SDSU	11/24/11		8	1-2	.500	0-0	.000	0-2	.000	1-1-2	0	1	0	0	2
vs. Chattanooga	11/25/11						dnp								
MORGAN STATE	12/01/11						dnp								
at Xavier	12/04/11						dnp								
at Marshall	12/10/11		4	0-0	.000	0-0	.000	0-0	.000	0-0-0	0	0	0	0	0
vs. Louisville	12/14/11						dnp								
at Miami	12/17/11		8	0-1	.000	0-0	.000	0-0	.000	0-2-2	0	0	1	0	0
UINDY	12/19/11		10	0-1	.000	0-0	.000	0-0	.000	2-0-2	0	0	3	0	0
LW	12/22/11		8	0-0	.000	0-0	.000	0-0	.000	0-1-1	0	0	0	1	0
at Virginia Tech	12/28/11		0	0-0	.000	0-0	.000	0-0	.000	0-0-0	0	0	0	0	0
vs High Point	12/29/11		1	0-0	.000	0-0	.000	0-0	.000	0-0-0	0	0	0	0	0
USF	01/03/12						dnp								
at Rutgers	01/07/12		1	0-0	.000	0-0	.000	0-0	.000	0-1-1	0	0	0	0	0
NOTRE DAME	01/14/12		1	0-0	.000	0-0	.000	0-0	.000	0-0-0	0	0	0	0	0
at UConn	01/19/12		2	0-0	.000	0-0	.000	0-0	.000	0-0-0	0	0	0	0	0
STJ	01/21/12		1	0-1	.000	0-0	.000	0-0	.000	0-0-0	0	0	0	0	0
at Villanova	01/24/12						dnp								
at Syracuse	01/28/12						dnp								
at Marquette	02/01/12						dnp								
GEORGETOWN	02/04/12						dnp								
at Providence	02/07/12						dnp								
PITT	02/11/12						dnp								
at Seton Hall	02/18/12						dnp								
MARQUETTE	02/21/12		2	0-1	.000	0-0	.000	0-0	.000	0-0-0	0	0	0	0	0
WEST VIRGINIA	02/25/12						dnp								
at DePaul	02/27/12		1	1-1	1.000	0-0	.000	1-1	1.000	0-0-0	0	0	0	0	3
vs Marquette	03/02/12						dnp								
DUQUESNE	03/16/12						dnp								
at TOLEDO	03/19/12		7	0-1	.000	0-0	.000	2-2	1.000	1-0-1	0	0	0	0	2
Totals			0	70	4-12	.333	0-1	.000	3-5	.600	6-7-13	0	4	4	11

Career Statistics

Season	GP-GS	MIN	AVG	FG	FGA	PCT.	3P	3PA	PCT.	FT	FTA	PCT	OFF	DEF	REB	AVG	PF-D	A	TO	BL	ST	PTS	AVG.
2011-12	16-0	70	4.4	4	12	.333	0	1	.000	3	5	.600	6	7	13	0.8	4-0	0	4	4	1	11	0.7
2012-13	1-0	2	2.0	0	1	.000	0	0	.000	0	0	.000	1	1	2	2.0	0-0	0	0	0	0	0	0.0
TOTAL	17-0	72	4.2	4	13	.308	0	1	.000	3	5	.600	7	8	15	0.9	4-0	0	4	4	1	11	0.6

GAME 18 - DEPAUL

► 8-9, 0-4 BIG EAST

GAME 1: CINCINNATI 49, NORTHERN KENTUCKY 41

NOVEMBER 9, 2012 | CINCINNATI, OHIO | FIFTH THIRD ARENA



Northern Kentucky (0-1)

No.	Name	FG	3FG	FT	O-D	RB	PF	TP	A	TO	BLK	S	MIN
30	HOPPER, Tiara	f 3-8	0-0	2-4	1-5	6	3	8	0	2	0	1	24
33	HOLTON, Ellen	c 3-12	0-4	0-0	1-2	3	3	6	2	5	0	0	37
10	ROUSH, Christine	g 1-5	1-3	1-2	0-0	0	5	4	1	0	0	1	25
23	HAMLET, Jaimie	g 1-7	0-3	0-0	0-7	7	1	2	2	6	0	0	31
24	THACKER, Kayla	g 2-7	1-4	1-2	3-2	5	3	6	0	5	1	3	39
05	GAYHEART, Rianna	- 0-1	0-1	0-0	0-1	1	1	0	1	2	0	0	14
31	DOSS, Melody	- 0-1	0-1	0-0	0-2	2	1	0	0	3	0	2	11
32	GERRETY, Kaitlyn	- 2-5	1-3	0-0	1-2	3	2	5	1	0	0	1	19
TM	TEAM	-	-	-	1-0	1	-	-	-	-	-	-	-
TOTALS		12-46	3-19	4-8	7-21	28	19	31	7	23	1	8	200

	1st Half	2nd Half	Game	Score by Periods	1st	2nd	Total
Field Goal %	25.0	27.3	26.1	Northern Kentucky	16	25	31
3-Point FG %	21.4	0.0	15.8	Cincinnati	24	25	49
Free Throw %	50.0	50.0	50.0				

Cincinnati (1-0)

No.	Name	FG	3FG	FT	O-D	RB	PF	TP	A	TO	BLK	S	MIN
11	TURNER, Tiffany	f 1-3	0-0	0-0	4-5	9	4	2	1	2	0	0	24
33	RANDOLPH, Jeanise	f 1-5	0-0	1-2	3-6	9	2	3	0	3	3	3	33
10	COOK, Kayla	g 1-7	1-6	0-0	0-3	3	1	3	3	0	0	2	38
12	LOVETT, Alyesha	g 3-9	2-4	3-4	3-3	6	2	11	0	4	0	1	27
31	HOLLINS, Dayeesha	g 5-16	0-3	7-9	3-2	5	1	17	2	5	0	4	32
04	DUNN, Leshia	- 0-1	0-0	2-2	0-3	3	0	2	1	0	0	0	12
05	FEAGIN, Destini	- 1-1	0-0	0-0	0-0	0	0	2	0	0	0	0	1
15	DURLEY, Alexis	- 0-2	0-0	1-3	0-0	0	1	1	0	2	0	2	8
23	WHITFIELD, Jasmine	- 3-6	0-3	0-0	1-1	2	0	6	0	0	0	0	15
25	JAMISON, Chelsea	- 0-0	0-0	2-2	1-1	2	3	2	0	2	0	1	5
32	CHANDLER, Shelbi	- 0-0	0-0	0-0	0-0	0	1	0	2	0	0	0	3
40	HAMILTON, Talequia	- 0-1	0-0	0-0	1-1	2	0	0	0	0	0	0	2
TM	TEAM	-	-	-	0-0	0	-	-	-	1	-	-	-
TOTALS		15-51	3-16	16-22	16-25	41	15	49	9	19	3	13	200

	1st Half	2nd Half	Game	Attendance: 798 Officials: Bryan Brunette, Angie Enlund, Carol Comanita Technical fouls: Northern Kentucky-None. Cincinnati-None.
Field Goal %	25.0	33.3	29.4	
3-Point FG %	20.0	16.7	18.8	
Free Throw %	90.9	54.5	72.7	

- The game marked the first for Northern Kentucky as a NCAA Division I member. The two programs met last season in an exhibition contest while NKU was still a NCAA DII member.
- Dayeesha Hollins (17) and Alyesha Lovett (11) lead the Bearcats in scoring.
- UC held the Norse scoreless for nearly a seven-minute stretch during the second half.
- The 23 turnovers forced by the UC defense are the most since High Point coughed it up 25 times on Nov. 29, 2011. UC scored 23 points off the miscues.

GAME 2: OHIO STATE 87, CINCINNATI 49

NOVEMBER 14, 2012 | COLUMBUS, OHIO | VALUE CITY ARENA



Cincinnati (1-1)

No.	Name	FG	3FG	FT	O-D	RB	PF	TP	A	TO	BLK	S	MIN
11	TURNER, Tiffany	f 4-9	0-0	1-1	9-2	11	1	9	3	1	1	1	33
33	RANDOLPH, Jeanise	f 3-7	0-0	0-0	0-0	0	1	6	0	3	0	1	16
10	COOK, Kayla	g 2-6	2-6	2-2	0-2	2	3	8	1	2	0	0	34
12	LOVETT, Alyesha	g 2-6	0-1	0-3	0-3	3	1	4	0	1	0	2	24
31	HOLLINS, Dayeesha	g 6-18	1-1	2-2	4-1	5	3	15	1	0	0	0	36
04	DUNN, Leshia	- 0-4	0-0	0-0	1-0	1	0	0	1	1	0	0	9
05	FEAGIN, Destini	- 0-1	0-0	0-0	0-0	0	0	0	0	0	0	0	3
15	DURLEY, Alexis	- 1-4	0-2	0-1	0-0	0	1	2	0	0	0	0	12
23	WHITFIELD, Jasmine	- 0-1	0-1	0-0	1-1	2	0	0	0	2	0	0	11
25	JAMISON, Chelsea	- 1-6	0-0	0-0	1-0	1	4	2	1	1	0	0	14
32	CHANDLER, Shelbi	- 0-2	0-0	3-4	0-2	2	1	3	0	1	0	0	8
TM	TEAM	-	-	-	2-1	3	-	-	-	-	-	-	-
TOTALS		19-64	3-11	8-13	18-12	30	15	49	7	12	1	4	200

	1st Half	2nd Half	Game	Score by Periods	1st	2nd	Total
Field Goal %	26.7	32.4	29.7	Cincinnati	21	28	49
3-Point FG %	40.0	16.7	27.3	Ohio State	42	45	87
Free Throw %	100.0	50.0	61.5				

Ohio State (1-1)

No.	Name	FG	3FG	FT	O-D	RB	PF	TP	A	TO	BLK	S	MIN
22	Moore, Darryce	f 3-5	0-0	1-3	2-2	4	2	7	0	1	0	1	17
33	Adams, Ashley	c 3-4	0-0	1-2	2-8	10	0	7	7	3	3	0	27
03	Stokes, Amber	g 8-12	0-0	0-0	3-3	6	1	16	3	2	1	0	34
04	Hill, Tayler	g 8-12	2-3	3-3	0-3	3	0	21	5	3	0	2	36
31	Ferguson, Raven	g 6-9	2-5	2-4	0-5	5	4	16	1	0	0	0	23
11	Honeycutt, Shelbi	- 1-1	0-0	1-1	0-1	1	0	3	0	0	0	0	4
12	Kynard, Maleeka	- 2-3	2-3	0-0	0-2	2	1	6	1	0	0	0	10
14	Alston, Ameryst	- 1-1	0-0	0-0	0-1	1	0	2	1	0	0	0	14
15	Dobranic, Aleksandra	- 0-1	0-0	0-0	0-1	1	2	0	0	1	1	0	12
23	Ellerbe, Martina	- 1-1	1-1	2-2	0-2	2	0	5	0	0	0	0	7
25	Scullion, Amy	- 0-0	0-0	0-0	0-0	0	1	0	0	2	0	0	4
50	Harmon, Emilee	- 2-3	0-0	0-0	1-1	2	1	4	1	1	0	0	12
TM	TEAM	-	-	-	0-1	1	-	-	-	1	-	-	-
TOTALS		35-52	7-12	10-15	8-30	38	12	87	19	14	5	3	200

	1st Half	2nd Half	Game	Attendance: 2,732 Officials: Lisa Mattingly, Felicia Grinter, Laura Morris Technical fouls: Ohio State-None. Cincinnati-None.
Field Goal %	77.3	60.0	67.3	
3-Point FG %	100.0	50.0	58.3	
Free Throw %	66.7	66.7	66.7	

- The Buckeyes opened with a 9-0 run and never looked back, shooting an impressive 67.3 percent during a contest that was never in question.
- Dayeesha Hollins reached double-digits in scoring for the second-straight game with 15 points.
- The Bearcats turned the ball over just 12 times, but Ohio State managed to capitalize on the miscues, turning them into 22 points.
- 18 of Cincinnati's 30 rebounds came off the offensive glass.

GAME 3: CINCINNATI 59, KENT STATE 41

NOVEMBER 19, 2012 | KENT, OHIO | M.A.C. CENTER



Cincinnati (2-1)

No.	Name	FG	3FG	FT	O-D	RB	PF	TP	A	TO	BLK	S	MIN
11	TURNER, Tiffany	f 5-6	0-0	0-0	1-3	4	5	10	0	3	1	1	20
04	DUNN, Leshia	c 6-9	0-0	0-0	2-5	7	3	12	3	5	2	0	35
10	COOK, Kayla	g 1-5	1-4	3-5	2-6	8	1	6	1	2	0	3	36
12	LOVETT, Alyesha	g 1-6	1-3	1-2	1-2	3	2	4	3	0	0	0	32
31	HOLLINS, Dayeesha	g 3-11	1-5	8-13	1-6	7	3	15	5	4	0	3	35
05	FEAGIN, Destini	- 0-0	0-0	0-0	0-1	1	0	0	0	0	1	0	3
15	DURLEY, Alexis	- 0-1	0-0	2-2	0-0	0	0	2	0	0	0	0	7
23	WHITFIELD, Jasmine	- 0-1	0-0	0-0	1-0	1	0	0	2	1	0	0	8
25	JAMISON, Chelsea	- 4-9	1-2	1-2	1-4	5	2	10	0	0	0	0	21
32	CHANDLER, Shelbi	- 0-0	0-0	0-0	0-0	0	0	0	0	0	0	0	3
TM	TEAM	-	-	-	0-3	3	-	-	-	-	-	-	-
TOTALS		20-48	4-14	15-24	9-30	39	16	59	14	15	4	7	200

	1st Half	2nd Half	Game	Score by Periods	1st	2nd	Total
Field Goal %	40.7	42.9	41.7	Cincinnati	29	30	59
3-Point FG %	30.0	25.0	28.6	Kent State	26	15	41
Free Throw %	57.1	64.7	62.5				

Kent State (0-3)

No.	Name	FG	3FG	FT	O-D	RB	PF	TP	A	TO	BLK	S	MIN
11	BECKFORD, Diamon	f 1-7	0-2	8-8	2-1	3	3	10	0	2	0	0	31
21	STUBBS, Melanee	f 2-5	0-0	1-3	1-1	2	3	5	0	3	0	0	23
33	SCHAEFER, Leslie	c 2-2	1-1	0-0	0-7	7	2	5	0	2	1	1	24
01	EVANS, Ashley	g 0-5	0-0	0-0	0-2	2	1	0	2	1	0	1	13
12	KREWSON, Trisha	g 1-3	1-3	0-0	0-3	3	1	3	1	0	0	0	19
04	DUNLAP, Amber	- 2-3	0-1	0-0	0-0	0	5	4	1	0	0	0	16
14	BARROILHET, Tamzin	- 1-8	0-3	0-0	1-2	3	3	2	1	4	0	1	18
23	HUTCHESON, Jamie	- 2-6	1-2	0-0	0-5	5	2	5	0	1	0	0	21
25	MENDELSON, Rachel	- 2-8	0-3	1-1	0-3	3	3	5	4	3	0	1	26
42	BACHMAN, Heather	- 1-2	0-0	0-0	1-1	2	0	2	0	0	0	0	9
TM	TEAM	-	-	-	1-0	0	-	-	-	-	-	-	-
TOTALS		14-49	3-15	10-12	6-25	31	23	41	8	17	1	4	200

	1st Half	2nd Half	Game	Attendance: 436 Officials: Mark Resch, Kathleen Lynch, Carol Cominita Technical fouls: Kent State-None. Cincinnati-None.
Field Goal %	39.1	19.2	28.6	
3-Point FG %	20.0	20.0	20.0	
Free Throw %	75.0	100.0	83.3	

- The UC defense limited Kent State to just 15 points and five field goals in the second half.
- Four different Bearcats reached double digits in scoring for the first time this season.
- Leshia Dunn set career high marks in points (12) and rebounds (7) during her first collegiate start. The senior played 35 minutes in the contest after totaling just 64 all of last season.
- Kayla Cook matched her career best effort in rebounding with eight. Hollins added to the guard rebounding total with seven.
- UC opened each half with a 7-0 run. Dunn scored the first four points of each spurt.

GAME 4: CINCINNATI 66, COLLEGE OF CHARLESTON 57

NOVEMBER 25, 2012 | CINCINNATI, OHIO | FIFTH THIRD ARENA



College of Charleston (2-3)

No.	Name	FG	3FG	FT	O-D	RB	PF	TP	A	TO	BLK	S	MIN
05	HARDY, Cathryn	f 3-6	0-1	3-3	6-5	11	3	9	0	1	1	1	36
11	HEWATT, Christy	f 0-4	0-2	0-0	0-1	1	0	0	2	0	0	1	10
55	HARRIS, Latisha	c 6-7	0-0	1-1	1-2	3	5	13	0	4	0	1	17
01	FRYE, Alyssa	g 5-16	1-5	0-0	0-1	1	1	11	1	2	0	1	36
22	BROWN, Jillian	g 3-5	0-0	0-0	0-3	3	2	6	7	4	0	4	40
12	MCKENZIE, Courtney	- 3-3	0-0	0-0	2-3	5	1	6	0	0	0	1	20
21	HINES, Shannon	- 2-13	2-7	0-0	1-2	3	1	6	0	2	0	1	13
25	GREEN, Jazz	- 0-1	0-0	0-0	0-2	2	2	0	0	1	1	0	2
30	HOPKINS, Mikaela	- 0-1	0-0	0-0	0-0	0	0	0	0	1	1	0	5
32	FISCHER, Megan	- 2-12	0-6	2-3	0-1	1	2	6	1	1	0	0	21
TM	TEAM	-	-	-	4-1	5	-	-	-	-	-	-	-
TOTALS		24-68	3-21	6-7	14-21	35	17	57	11	16	3	10	200

GAME 18 - DEPAUL

► 8-9, 0-4 BIG EAST

GAME 5: CINCINNATI 55, MOREHEAD STATE 45

NOVEMBER 28, 2012 | CINCINNATI, OHIO | FIFTH THIRD ARENA



Morehead State (1-5)

No.	Name	FG	3FG	FT	O-D	RB	PF	TP	A	TO	BLK	S	MIN	
01	RYANS, Casey	f	4-6	3-4	0-0	0-3	3	0	11	1	0	1	0	27
04	JONES, Almeshia	g	1-8	1-4	0-0	1-1	2	5	3	7	2	0	0	30
11	ROBINSON, Terrice	g	4-15	3-8	2-4	4-3	7	3	13	2	4	0	0	35
20	ITUEN, Tyler	g	4-7	0-2	0-1	1-3	4	0	8	0	3	0	4	33
22	HOWE, Kailee	g	2-7	1-4	0-0	0-5	5	3	5	1	2	0	1	32
10	KYLE, Whitney	-	0-0	0-0	0-0	1-1	2	2	0	0	0	0	0	15
14	FUNDERBURGH, Kelsey	-	1-2	1-2	0-0	0-0	0	1	3	2	1	0	0	10
32	MARTINEZ, Mackenzie	-	0-0	0-0	0-0	0-1	1	0	0	0	0	0	0	4
45	ARLEDGE, Mackenzie	-	1-1	0-0	0-0	0-4	4	1	2	0	1	0	0	14
TM	TEAM	-	-	-	-	1-0	1	-	-	2	-	-	-	-
TOTALS			17-46	9-24	2-5	7-22	29	15	45	13	15	1	5	200

	1st Half	2nd Half	Game	Score by Periods	1st	2nd	Total
Field Goal %	36.0	38.1	37.0	Morehead State	25	20	45
3-Point FG %	43.8	25.0	37.5	Cincinnati	29	26	55
Free Throw %	0.0	40.0	40.0				

Cincinnati (4-1)

No.	Name		FG	3FG	FT	O-D	RB	PF	TP	A	TO	BLK	S	MIN
04	DUNN, Leshia	c	7-11	0-0	0-0	3-3	6	1	14	2	2	1	1	26
10	COOK, Kayla	g	2-5	0-2	0-0	1-4	5	0	4	3	1	1	1	39
12	LOVETT, Alysha	g	3-10	0-1	1-2	4-6	10	2	7	0	2	0	1	35
25	JAMISON, Chelsea	g	2-4	0-0	2-6	3-4	7	2	6	0	2	0	0	31
31	HOLLINS, Dayeesha	g	6-18	2-5	4-4	2-5	7	0	18	5	0	0	3	36
05	FEAGIN, Destini	-	0-0	0-0	2-2	0-0	0	0	2	0	0	0	1	3
15	DURLEY, Alexis	-	0-4	0-0	0-0	0-0	0	1	0	1	1	0	2	16
23	WHITFIELD, Jasmine	-	1-2	1-2	1-3	0-1	1	1	4	1	0	0	0	14
TM	TEAM	-	-	-	-	0-0	0	-	-	-	-	-	-	-
TOTALS			21-54	3-10	10-17	13-23	36	7	55	12	8	2	8	200

	1st Half	2nd Half	Game	Attendance: 484 Officials: Ed Sidlasky, Chad Titus, Natoshia Harris Technical fouls: Morehead State-None. Cincinnati-None.
Field Goal %	35.7	42.3	38.9	
3-Point FG %	37.5	0.0	30.0	
Free Throw %	60.0	57.1	58.8	

- Wednesday's contest marked the first career start for sophomore Chelsea Jamison.
- The UC defense limited an opponent to less than 50 points for the third time this season. The Bearcats are 3-0 in those contests.
- UC turned the ball over just eight times against the Eagles. It marked the fewest giveaways for the Bearcats since coughing it up just six times against Chattanooga Nov. 25, 2011.
- After starting the game 2-for-9 from three-point range the Eagles hit four straight in a two minute span that aided a 22-13 first-half run. After the spurt, Morehead State hit just three of nine attempts from long range.
- Leshia Dunn has reached double digits in scoring during each of her first three collegiate starts.
- Dayeesha Hollins has scored double-digit points in all five games this season.
- Hollins needs just 48 points to reach 1,000 for her collegiate career.

GAME 7: CINCINNATI 57, YOUNGSTOWN STATE 46

DECEMBER 5, 2012 | CINCINNATI, OHIO | FIFTH THIRD ARENA



Youngstown State (6-2)

No.	Name	FG	3FG	FT	O-D	RB	PF	TP	A	TO	BLK	S	MIN	
14	FLAGG, Karen	f	1-4	1-2	0-0	1-4	5	3	3	1	0	0	1	28
42	BROWN, Brandi	f	7-24	4-10	2-2	2-8	10	1	20	1	2	0	0	35
04	DAVIS, Shar'Ra'e	g	2-8	0-2	0-0	0-0	0	5	4	3	2	0	3	37
21	HORNBERGER, Liz	g	5-9	3-7	0-0	0-1	1	4	13	1	1	0	0	31
23	THOMPSON, Melissa	g	0-1	0-1	0-0	1-3	4	2	0	0	1	0	0	29
03	HVISDAK, Taylor	-	0-0	0-0	0-0	0-0	0	0	0	0	0	0	0	0+
05	BARGER, Amanda	-	0-1	0-1	0-0	0-0	0	0	0	1	1	0	0	7
15	SCHLEGEL, Heidi	-	2-9	1-2	1-2	0-3	3	0	6	1	2	0	2	27
24	TOUVELLE, Monica	-	0-0	0-0	0-0	0-1	1	0	0	0	0	0	0	6
45	ARLEDGE, Mackenzie	-	1-1	0-0	0-0	0-4	4	1	2	0	1	0	0	14
TM	TEAM	-	-	-	-	4-2	6	-	-	2	-	-	-	-

	1st Half	2nd Half	Game	Score by Periods	1st	2nd	Total
Field Goal %	25.9	34.5	30.4	Youngstown State	19	27	46
3-Point FG %	31.3	44.4	36.0	Cincinnati	23	34	57
Free Throw %	0.0	75.0	75.0				

Cincinnati (5-2)

No.	Name	FG	3FG	FT	O-D	RB	PF	TP	A	TO	BLK	S	MIN	
11	TURNER, Tiffany	f	6-8	0-0	3-3	2-10	12	1	15	1	0	2	0	36
04	DUNN, Leshia	c	5-9	0-0	3-6	2-10	12	1	13	2	2	3	0	35
10	COOK, Kayla	g	0-7	0-6	4-4	0-5	5	3	4	6	1	0	1	38
12	LOVETT, Alysha	g	2-12	0-4	4-4	2-1	3	2	8	1	4	1	3	30
15	DURLEY, Alexis	g	4-7	0-0	4-4	1-3	4	3	12	2	2	0	1	30
05	FEAGIN, Destini	-	0-0	0-0	0-0	0-0	0	0	0	0	0	0	0	3
23	WHITFIELD, Jasmine	-	2-3	0-1	1-2	1-0	1	0	5	0	2	0	0	19
25	JAMISON, Chelsea	-	0-0	0-0	0-0	0-0	0	0	0	0	0	0	0	5
32	CHANDLER, Shelbi	-	0-1	0-0	0-0	0-0	0	0	0	0	0	0	0	4
TM	TEAM	-	-	-	-	1-1	2	-	-	-	-	-	-	-
TOTALS			19-47	0-11	19-23	9-30	39	10	57	12	11	6	5	200

	1st Half	2nd Half	Game	Attendance: 485 Officials: Bruce Morris, Carol Comanita, Michael McConnell Technical fouls: Youngstown State-None. Cincinnati-None.
Field Goal %	38.5	42.9	40.4	
3-Point FG %	0.0	0.0	0.0	
Free Throw %	100.0	80.0	82.6	

- Alexis Durley made her first career start.
- Two Bearcats recorded double-doubles for the second-straight game with Leshia Dunn (13 pts, 12 rbs) and Tiffany Turner (15 pts, 12 rbs). UC had gone more than five seasons without two Bearcats achieving the feat in the same game prior to the back-to-back performances.
- Turner aided the effort with back-to-back doubles against Xavier and Youngstown State. She is the first UC player to accomplish the feat since Jill Stephens during hte 2007-08 season.
- UC finished without a three in the contest for the first time since Jan. 14, 2007, a 62-44 win over DePaul.
- UC limited an opponent to under 50 points for the fourth time this season.
- UC has limited six of seven opponents to under 37% shooting.
- Leshia Dunn set a new career-high in blocks (3) and rebounds (12).

GAME 6: XAVIER 69, CINCINNATI 67 (20T)

DECEMBER 2, 2012 | CINCINNATI, OHIO | FIFTH THIRD ARENA



Xavier (4-3)

No.	Name	FG	3FG	FT	O-D	RB	PF	TP	A	TO	BLK	S	MIN
03	HAWKES, Shatyra	* 5-8	1-3	1-1	0-8	8	5	12	3	2	0	0	27
12	PACHKO, Jessica	* 4-10	0-1	7-9	6-6	12	4	15	0	3	0	1	43
13	WANNINGER, Ashley	* 3-9	3-7	0-0	1-3	4	4	9	1	1	0	0	49
35	CRITTENDON, Jenna	* 0-4	0-0	2-4	0-6	6	4	2	2	2	1	0	20
42	CROUCH, Lakeisha	* 6-12	0-0	3-5	4-4	8	3	15	1	1	3	0	34
01	O'NEILL, Ty	- 1-7	0-0	6-8	1-0	1	2	8	1	0	0	4	25
02	GRAY, Amber	- 1-5	0-1	3-4	0-1	1	1	5	0	2	0	0	16
10	ROSE, Kristine	- 0-0	0-0	0-0	0-0	0	2	0	0	0	0	0	2
14	GLOVER, Briana	- 0-2	0-1	0-0	0-1	1	1	0	0	0	0	0	7
15	ZANTT, Aliyah	- 1-8	1-4	0-0	0-0	0	0	3	1	2	0	1	27
45	ARLEDGE, Mackenzie	- 1-1	0-0	0-0	0-4	4	1	2	0	1	0	0	14
TM	TEAM	- -	-	-	1-0	1	-	-	-	-	-	-	-

	1st Half	2nd Half	OT	Game	Score by Periods	1st	2nd	OT	OT2	Total
Field Goal %	24.0	46.2	21.4	37.0	Xavier	15	38	9	7	69
3-Point FG %	9.1	75.0	50.0	37.5	Cincinnati	24	29	9	5	67
Free Throw %	40.0	68.8	90.0	40.0						

Cincinnati (4-2)

Cincinnati (4-2)

No.	Name	FG	3FG	FT	O-D	RB	PF	TP	A	TO	BLK	S	MIN
04	DUNN, Leshia	* 1-9	0-0	0-0	3-2	5	5	2	0	2	1	0	20
10	COOK, Kayla	* 1-7	1-4	2-2	1-5	6	2	5	1	0	0	0	46
11	TURNER, Tiffany	* 4-8	0-0	3-4	6-8	14	4	11	0	1	0	3	48
12	LOVETT, Alysha	* 3-14	0-1	3-4	3-2	5	2	9	1	2	0	1	38
31	HOLLINS, Dayeesha	* 7-21	0-1	11-12	5-9	14	2	25	3	5	0	2	44
15	DURLEY, Alexis	- 1-6	0-0	1-3	0-0	0	2	3	2	0	0	0	21
25	JAMISON, Chelsea	- 2-3	0-0	0-0	2-2	4	2	4	0	2	0	0	10
32	CHANDLER, Shelbi	- 0-1	0-0	0-0	2-0	2	1	0	0	0	0	0	3
33	RANDOLPH, Jeanise	- 3-7	0-0	2-3	3-5	8	3	8	0	1	1	1	20
TM	TEAM	- -	-	-	0-1	1	-	-	-	-	-	-	-
TOTALS			22-76	1-6	22-28	59	23	67	7	13	2	7	250

	1st Half	2nd Half	OT	Game	Attendance: 7,086 Officials: Joseph Vaszily, James Marable, Norma Jones Technical fouls: Xavier-None. Cincinnati-None.
Field Goal %	30.3	23.3	38.5	28.9	
3-Point FG %	0.0	0.0	50.0	16.7	
Free Throw %	50.0	88.2	100.0	78.6	

- The 7,086 fans in attendance are the most for a UC home game since the last meeting between the two squads at Fifth Third Arena (12/5/10).
- UC held Xavier scoreless for stretches of 7:12 and 5:23 in the first half. It marks the second-straight game UC has kept an opponent off the board for six minutes or more (Morehead State- 6:28).
- XU's 15 first-half points were the fewest allowed to a foe all season.
- Hollins (25 pts, 11 rbs) and Turner (11 pts, 14 rbs) each finished with double-doubles. It is the first time two Bearcats accomplished the feat in the same game since Nov. 21, 2007 (Jill Stephens & Tenishia Benson).
- Cincinnati kept an opponent to less than 37% shooting for the fifth time this season.
- Hollins set a new career mark in rebounding (14) while Turner tied her career total (14).
- UC outrebounded an opponent for the fifth time this season (59-42).

GAME 8: CINCINNATI 59, EASTERN KENTUCKY 48

DECEMBER 9, 2012 | CINCINNATI, OHIO | FIFTH THIRD ARENA



Eastern Kentucky (5-5)

No.	Name	FG	3FG	FT	O-D	RB	PF	TP	A	TO	BLK	S	MIN	
42	JONES, Alex	f	3-8	0-1	2-2	2-3	5	3	8	0	4	0	2	29
32	BARBER, Jade	c	6-9	0-0	1-2	1-5	6	3	13	0	3	2	2	25
10	GRAY, Raechelle	g	2-12	1-6	0-1	1-3	4	3	5	9	4	0	0	36
22	COLES, Brittany	g	3-9	1-4	0-0	1-4	5	2	7	2	4	0	2	39
23	BRYANT, Jalisa	g	1-4	1-3	0-0	0-2	2	3	3	0	2	0	0	19
02	WALKER, Pilar	-	0-1	0-1	0-0	0-0	0	1	0	1	1	0	0	10
05	COOPER, Alexus	-	3-6	0-1	0-0	2-1	3	2	6	1	1	0	0	14
34	MAPLES, Miranda	-	1-3	0-0	0-0	1-1	2	2	2	0	0	0	0	16
20	ALLEN, LaRa'e	-	0-2	0-0	2-2	1-0	1	0	2	0	0	0	0	6
33	HARPER, Shelly	-	1-1	0-0	0-0	0-1	1	1	2	0	0	0	0	6
TM	TEAM	-	-	-	-	4-4	8	-	-	1	-	-	-	-

GAME 18 - DEPAUL

► 8-9, 0-4 BIG EAST

GAME 9: AKRON 67, CINCINNATI 54

DECEMBER 15, 2012 | AKRON, OHIO | RHODES ARENA



Cincinnati (6-3)

No.	Name	FG	3FG	FT	O-D	RB	PF	TP	A	TO	BLK	S	MIN
11	TURNER, Tiffany	f 5-10	0-0	2-3	0-9	9	3	12	0	4	4	3	39
04	DUNN, Leshia	c 2-4	0-0	0-0	2-3	5	2	4	0	1	1	0	13
10	COOK, Kayla	g 2-8	2-8	0-0	1-2	3	2	6	1	0	0	0	29
12	LOVETT, Alysha	g 1-6	0-2	2-2	1-3	4	2	4	3	3	0	2	27
15	DURLEY, Alexis	g 6-12	0-1	0-1	2-2	4	2	12	4	3	0	3	36
05	FEAGIN, Destini	- 0-1	0-1	0-0	0-0	0	1	0	0	0	0	0	2
23	WHITFIELD, Jasmine	- 1-4	0-0	0-0	2-2	4	0	2	0	1	0	1	5
25	JAMISON, Chelsea	- 2-4	0-0	0-0	1-3	4	1	4	0	0	0	0	17
31	HOLLINS, Dayeesha	- 4-15	1-3	1-2	1-0	1	1	10	1	5	0	2	30
32	CHANDLER, Shelbi	- 0-1	0-0	0-0	0-0	0	0	0	0	1	0	0	2
TM	TEAM	-	-	-	3-1	4	-	-	-	1	-	-	-
TOTALS		23-65	3-15	5-8	13-25	38	14	54	9	19	5	11	200

	1st Half	2nd Half	Game	Score by Periods	1st	2nd	Total
Field Goal %	28.1	42.4	35.4	Cincinnati	19	35	54
3-Point FG %	0.0	33.3	20.0	Akron	36	31	67
Free Throw %	33.3	80.0	62.5				

Akron (8-2)

No.	Name	FG	3FG	FT	O-D	RB	PF	TP	A	TO	BLK	S	MIN
32	TECCA, Rachel	f 11-19	0-0	4-4	4-6	10	1	26	0	2	1	0	26
42	KING, Sina	f 9-17	2-4	5-5	1-10	11	2	25	2	3	0	1	30
03	CASSELL, Kacie	g 0-1	0-0	0-0	0-1	1	0	0	10	3	0	1	33
14	LUBURGH, Hanna	g 5-13	3-7	1-2	2-2	4	0	14	1	2	1	1	35
20	RUPER, Taylor	g 0-6	0-4	0-0	0-1	1	1	0	3	1	0	0	27
02	BARILLA, Megan	- 0-0	0-0	0-0	0-2	2	1	0	0	2	1	0	7
15	BROWN, Anita	- 0-4	0-0	0-0	0-2	2	1	0	0	1	0	2	16
23	GIBSON, DiAndrea	- 0-0	0-0	0-0	0-0	0	0	0	0	0	1	0	2
24	NUNAN, Katie	- 0-1	0-1	0-0	1-2	3	2	0	0	0	0	0	7
33	WOOD, Jasmine	- 0-0	0-0	0-0	0-0	0	1	0	0	0	0	0	0+
35	YOUNG, Carly	- 0-4	0-2	2-2	1-2	3	1	2	2	3	0	2	17
TM	TEAM	-	-	-	5-2	7	-	-	-	-	-	-	-
TOTALS		25-65	5-18	12-13	14-30	44	10	67	18	17	4	7	200

	1st Half	2nd Half	Game	Attendance: 382 Officials: Barb Smith, Frank Steratore, Kevin Pethel Technical fouls: Akron-None. Cincinnati-None.
Field Goal %	39.5	37.0	38.5	
3-Point FG %	33.3	22.2	27.8	
Free Throw %	100.0	90.0	92.3	

- Alexis Durley recorded double-digit points in her third consecutive games. They contests are also the first three starts of her career.
- Tiffany Turner finished one rebound or point shy of a double-double for the second time this season with 12 points and nine rebounds.
- The 67 points scored by Akron were the second fewest this by the Zips this season.
- UC was out-rebounded for just the second time this season, both losses.
- All but two of Akron's points were scored by three starters - Rachel Tecca, Sina King and Hanna Luburg.
- Tecca's 26 points and King's 25 points represent the most and second-most scored by an individual against UC this season.

GAME 10: CINCINNATI 68, BELMONT 54

DECEMBER 21, 2012 | CINCINNATI, OHIO | FIFTH THIRD ARENA



Belmont (5-7)

No.	Name	FG	3FG	FT	O-D	RB	PF	TP	A	TO	BLK	S	MIN
12	COLEMAN, Jordan	f 6-10	0-0	1-4	3-6	9	5	13	3	3	1	2	27
50	VISBEEN, Alyssa	c 6-11	1-3	2-3	1-2	3	3	15	1	2	1	0	22
10	CARROLL, Katie	g 1-2	1-2	0-0	1-1	2	1	3	1	1	0	0	12
20	ERNST, Molly	g 4-14	3-10	2-2	0-2	2	1	13	0	1	0	0	35
32	BROOKS, Katie	g 0-4	0-0	1-2	0-2	2	1	1	5	1	0	0	39
01	TARENCE, Adrienne	- 0-0	0-0	0-0	0-0	0	0	0	0	1	0	0	1
04	DOWNS, Julianne	- 1-3	0-0	0-0	0-1	1	2	2	0	0	0	0	9
13	LUFFMAN, Jordyn	- 1-7	0-3	3-6	4-2	6	4	5	1	4	0	2	32
23	VAUGHT, Torie	- 1-6	0-2	0-0	2-2	4	3	2	1	0	2	2	20
30	BRYCE, Blair	- 0-1	0-0	0-0	0-0	0	1	0	0	0	1	0	3
TM	TEAM	-	-	-	3-1	4	-	-	-	-	-	-	-
TOTALS		20-58	5-20	9-17	14-19	33	21	54	12	13	5	6	200

	1st Half	2nd Half	Game	Score by Periods	1st	2nd	Total
Field Goal %	28.6	40.0	34.5	Belmont	21	33	54
3-Point FG %	11.1	36.4	25.0	Cincinnati	36	32	68
Free Throw %	66.7	45.5	52.9				

Cincinnati (7-3)

No.	Name	FG	3FG	FT	O-D	RB	PF	TP	A	TO	BLK	S	MIN
04	DUNN, Leshia	c 5-9	0-0	6-8	0-8	8	5	16	4	2	0	0	38
10	COOK, Kayla	g 2-5	1-2	1-2	1-1	2	1	6	4	0	0	1	40
15	DURLEY, Alexis	g 2-6	0-0	7-10	2-6	8	0	11	2	4	0	3	35
25	JAMISON, Chelsea	g 4-5	0-0	2-2	1-5	6	4	10	1	1	0	1	23
31	HOLLINS, Dayeesha	g 6-14	2-3	5-6	1-2	3	4	19	2	3	0	1	36
05	FEAGIN, Destini	- 0-0	0-0	0-0	0-0	0	0	0	0	0	0	0	0+
12	LOVETT, Alysha	- 2-6	1-2	1-2	0-2	2	3	6	1	2	0	1	24
23	WHITFIELD, Jasmine	- 0-0	0-0	0-0	0-1	1	0	0	0	0	0	0	4
32	CHANDLER, Shelbi	- 0-0	0-0	0-0	0-0	0	0	0	0	0	0	0	0+
TM	TEAM	-	-	-	1-3	4	-	-	-	-	-	-	-
TOTALS		21-45	4-7	22-30	6-28	34	17	68	14	12	0	7	200

	1st Half	2nd Half	Game	Attendance: 429 Officials: Bob Enterline, Thurman Leggs, James Marable Technical fouls: Belmont-None. Cincinnati-None.
Field Goal %	45.8	47.6	46.7	
3-Point FG %	50.0	66.7	57.1	
Free Throw %	80.0	66.7	73.3	

- The UC defense held Belmont to just two points during a 6:34 span in the first half.
- Cincinnati exploded for an 11-0 run that spanned just 1:51. The scoring advantage eventually reached 17-3.
- Four different Bearcats reached double-digits in scoring for the second time this season. The last was against Kent State (Turner-10, Dunn-12, Hollins-15, Jamison-10).
- Cincinnati's set a season-best mark in points (68) and shooting percentage (46.7%).
- The Bearcats were 22-for-30 from the free throw line, setting a season-high in attempts and tying the season-high in makes.
- Dayeesha Hollins recorded her 1,000th career point with a jumper at the 17:52 mark. After transferring from University of Michigan, the junior guard has scored 586 points as a Bearcat.
- Hollins recorded her eighth straight game with double-digit points. Dating back to last season, she has netted at least 10 points in 21 straight games played.
- Durley reached double-digit points for the fourth straight game.
- Leshia Dunn set a new career high in assists with four.

GAME 11: ALABAMA 58, CINCINNATI 47

*BANK OF HAWAII RAINBOW WAHINE INVITATIONAL

DECEMBER 28, 2012 | HONOLULU, HAWAII | STAN SHERRIFF CENTER



Alabama (8-3)

No.	Name	FG	3FG	FT	O-D	RB	PF	TP	A	TO	BLK	S	MIN
00	Simmons, Daisha	* 3-7	0-2	1-2	0-1	1	4	7	2	4	0	2	26
03	Robinson, Jasmine	* 4-11	1-3	3-7	2-2	4	1	12	0	1	1	1	35
10	Perkins, Meghan	* 3-4	0-0	0-2	1-1	2	1	6	0	1	2	2	18
11	Merritt, Jessica	* 0-3	0-1	0-0	1-1	2	1	0	0	1	0	0	9
40	Horn, Kaneisha	* 4-10	0-1	4-5	2-7	9	2	12	3	2	0	2	30
05	Farmer, Celiscia	- 0-2	0-0	0-0	0-0	0	2	0	0	1	0	0	6
12	Myers, Shafontaye	- 1-5	1-4	1-2	1-1	2	2	4	1	0	1	1	23
13	Hegstetter, Nikki	- 0-0	0-0	0-0	1-0	1	0	0	2	0	0	0	5
15	Waters, Erika	- 0-0	0-0	0-1	1-1	2	1	0	0	1	0	0	10
25	Hutchen, Briana	- 2-4	0-0	0-0	1-2	3	0	4	0	0	0	0	9
30	Jack, Brittany	- 1-1	0-0	0-0	0-0	0	0	2	0	0	0	0	4
32	Mitcham, Alicia	- 4-7	0-2	3-4	0-3	3	3	11	0	0	2	0	25
TM	TEAM	-	-	-	0-2	2	-	-	-	-	-	-	-
TOTALS		22-54	2-13	12-23	10-21	31	17	58	8	11	6	8	200

	1st Half	2nd Half	Game	Score by Periods	1st	2nd	Total
Field Goal %	35.5	47.8	40.7	Alabama	27	31	58
3-Point FG %	25.0	0.0	15.4	Cincinnati	22	25	47
Free Throw %	42.9	56.3	52.2				

Cincinnati (7-4)

No.	Name	FG	3FG	FT	O-D	RB	PF	TP	A	TO	BLK	S	MIN
04	DUNN, Leshia	* 5-9	0-0	1-4	2-5	7	4	11	2	6	0	0	34
10	COOK, Kayla	* 0-3	0-2	2-2	0-1	1	0	2	1	3	1	1	19
11	TURNER, Tiffany	* 3-3	0-0	1-3	1-7	8	2	7	0	1	0	0	23
15	DURLEY, Alexis	* 3-8	1-3	0-0	1-3	4	4	7	2	2	0	1	33
31	HOLLINS, Dayeesha	* 2-14	0-3	6-6	1-3	4	3	10	1	2	0	1	38
05	FEAGIN, Destini	- 0-0	0-0	0-0	0-1	1	0	0	0	1	0	0	1
12	LOVETT, Alysha	- 3-6	1-1	3-4	3-2	5	1	10	2	4	1	1	25
23	WHITFIELD, Jasmine	- 0-0	0-0	0-0	0-1	1	1	0	0	0	0	0	4
25	JAMISON, Chelsea	- 0-4	0-0	0-0	2-0	2	3	0	1	1	0	0	17
32	CHANDLER, Shelbi	- 0-0	0-0	0-0	0-0	0	2	0	0	0	0	0	6
TM	TEAM	-	-	-	1-3	4	-	-	-	2	-	-	-
TOTALS		16-47	2-9	13-19	11-26	37	20	47	9	22	2	4	200

	1st Half	2nd Half	Game	Attendance: 1,420 Officials: Julie Krommenhoek, Norma Leibfreid, Ethan Kahoano Technical fouls: Alabama-None. Cincinnati-None.
Field Goal %	34.8	33.3	34.0	
3-Point FG %	0.0	40.0	22.2	
Free Throw %	87.5	58.3	68.4	

- Dunn scored 11 points while Hollins and Lovett finished with 10 as the Bearcats fell to Alabama 58-47.
- UC's 47 points mark the fewest scored this season.
- UC's 22 turnovers were also a season high.
- Dunn was 5-for-9 from the floor with 11 points and seven rebounds.
- Lovett reached double-digits for the third time in her career.
- Turner led the team in rebounding with eight.

GAME 12: HAWAII 65, CINCINNATI 64 (OT)

*BANK OF HAWAII RAINBOW WAHINE INVITATIONAL

DECEMBER 29, 2012 | HONOLULU, HAWAII | STAN SHERRIFF CENTER



Cincinnati (7-5)

No.	Name	FG	3FG	FT	O-D	RB	PF	TP	A	TO	BLK	S	MIN
11	TURNER, Tiffany	f 5-7	0-0	0-0	2-4	6	1	10	0	1	1	1	28
04	DUNN, Leshia	c 2-5	0-0	0-0	1-5	6	4	4	1	4	2	0	22
10	COOK, Kayla	g 1-3	0-1	4-4	0-1	1	4	6	0	3	1	1	24
15	DURLEY, Alexis	g 0-6	0-2	3-6	1-1	3	3	3	2	1	0	0	39
31	HOLLINS, Dayeeshia	g 6-18	2-3	10-15	1-3	4	5	24	4	1	0	0	38
12	LOVETT, Alysha	- 3-10	2-7	2-2	4-2	6	3	10	0	4	0	2	34
23	WHITFIELD, Jasmine	- 0-0	0-0	0-0	0-0	0	0	0	0	0	0	0	3
25	JAMISON, Chelsea	- 3-6	0-1	0-2	5-1	6	4	6	2	2	0	0	32
32	CHANDLER, Shelbi	- 0-0	0-0	0-0	0-1	1	0	0	0	0	0	0	5
TM	TEAM	- -	- -	- 2-2	4	1	-	-	1	-	-	-	
TOTALS		20-55	4-14	19-29	17-20	37	25	63	9	17	4	4	225
	1st Half	2nd Half	OT	Game	Score by Periods				1st	2nd	OT	Total	
Field Goal %		31.8	35.7	60.0	37.0	Cincinnati				23	33	7	63
3-Point FG %		25.0	33.3	0.0	37.5	Hawaii				27	29	9	66

GAME 18 - DEPAUL

GAME 13: CINCINNATI 59, LIU-BROOKLYN 48

DECEMBER 30, 2012 | HONOLULU, HAWAII | STAN SHERRIFF CENTER



LIU-Brooklyn (3-8)

No.	Name	FG	3FG	FT	O-D	RB	PF	TP	A	TO	BLK	S	MIN
25	ROBERTS, Cleandra	f	0-2	0-1	0-0	0-2	2	3	0	0	1	0	15
44	DUVALL, Honor	f	2-7	0-0	1-1	2-0	2	4	5	1	7	0	27
50	GUZ, Tamika	c	3-8	0-0	2-4	3-4	7	3	8	1	2	0	22
03	ROBINSON, Kelly	g	0-3	0-1	0-1	0-3	3	0	0	1	3	0	22
24	WELLS, Krystal	g	1-6	0-4	4-4	0-1	1	6	1	2	0	1	35
02	CAVALLO, Fanny	-	2-5	0-0	1-1	3-3	6	4	5	1	1	0	12
04	WHIPPY, Letava	-	1-2	0-0	1-2	2-4	6	2	3	1	2	1	21
14	BHASIN, Sophie	-	5-11	2-3	4-5	1-2	3	4	16	1	4	0	23
21	SULLIVAN, Courtney	-	0-1	0-1	0-0	0-0	0	0	0	0	0	0	4
30	PATTERSON, Tiffany	-	0-0	0-0	0-0	0-0	0	0	0	0	0	0	1
31	PRESLEY, Genise	-	2-5	0-0	1-2	1-2	3	1	5	0	2	0	18
TM	TEAM	-	-	-	-	4-2	6	-	-	-	-	-	-
TOTALS			16-50	2-10	14-20	16-23	39	22	48	7	24	1	200

	1st Half	2nd Half	Game	Score by Periods	1st	2nd	Total
Field Goal %	33.3	31.0	32.0	Liu Brooklyn	22	26	48
3-Point FG %	0.0	33.3	20.0	Cincinnati	30	29	59
Free Throw %	80.0	60.0	70.0				

Cincinnati (8-5)

No.	Name	FG	3FG	FT	O-D	RB	PF	TP	A	TO	BLK	S	MIN
11	TURNER, Tiffany	f	6-9	0-0	3-4	2-4	6	1	15	1	0	2	24
04	DUNN, Leshia	c	2-6	0-0	2-2	0-3	3	6	1	3	1	0	16
10	COOK, Kayla	g	0-5	0-3	0-0	0-0	0	1	0	0	0	0	14
15	DURLEY, Alexis	g	1-6	0-0	4-8	2-1	3	5	6	1	1	0	25
31	HOLLINS, Dayeesha	g	3-10	1-3	5-7	3-2	5	3	12	0	2	0	35
05	FEAGIN, Destini	-	0-0	0-0	0-0	0-0	0	0	0	0	0	0	1
12	LOVETT, Alysha	-	5-10	0-2	4-4	3-4	7	3	14	0	0	0	32
23	WHITFIELD, Jasmine	-	0-2	0-1	0-0	2-1	3	0	0	1	2	0	14
25	JAMISON, Chelsea	-	2-10	0-0	0-0	3-3	6	3	4	2	2	0	27
32	CHANDLER, Shelbi	-	1-1	0-0	0-0	1-0	1	3	2	0	2	0	12
TM	TEAM	-	-	-	-	1-3	4	-	-	-	1	-	-
TOTALS			20-59	1-9	18-25	17-21	38	22	59	6	13	3	200

	1st Half	2nd Half	Game	Attendance: 251	Officials: Tony Feroah, Norma Leibfreid, Mason Souza	Technical fouls: LIU-Brooklyn-None. Cincinnati-None.
Field Goal %	33.3	34.6	33.9			
3-Point FG %	20.0	0.0	11.1			
Free Throw %	58.3	84.6	72.0			

- Tiffany Turner led the Bearcats with 15 points as UC closed out the Bank of Hawaii Rainbow Wahine Invitational with a 59-48 win over LIU-Brooklyn.
- UC was out-rebounded for just the fifth time this season, and just the second time during a win.
- Turner tied her season-high in points (15) and steals (3).
- Lovett finished in double-digits for the third-straight game, accounting for every game during the tournament.
- Jamison tied her season-high in assists with two.
- Shelby Chandler recorded her first career field goal.

GAME 15: SETON HALL 64, CINCINNATI 56

JANUARY 9, 2013 | CINCINNATI, OHIO | FIFTH THIRD ARENA



Seton Hall (7-8, 2-0)

No.	Name	FG	3FG	FT	O-D	RB	PF	TP	A	TO	BLK	S	MIN	
13	MASEKO, Alexandra	f	5-9	0-0	0-0	3-2	5	2	10	1	1	1	2	37
15	WEBB, Brittany	f	2-4	0-0	2-2	1-1	2	4	6	0	2	0	1	16
02	MORRIS, Brittany	g	5-10	3-6	3-4	0-3	3	2	16	4	3	0	1	36
05	BROWN, Alexis	g	1-7	0-1	2-2	2-3	5	2	4	2	3	0	1	29
11	SIMMONS, Ka-Deidre	g	5-9	1-1	7-9	1-6	7	3	18	3	2	0	0	35
01	RICHARDSON-SMITH, Ta	-	0-0	0-0	0-0	0-0	0	0	0	0	0	0	0	1
22	GREEN, Terry	-	3-6	2-4	0-0	0-4	4	1	8	1	0	0	0	20
44	JOHNSON, Janee	-	1-5	0-0	0-0	2-2	4	1	2	0	2	1	0	24
55	JONES, Breanna	-	0-0	0-0	0-0	0-0	0	0	0	0	0	0	0	2
TM	TEAM	-	-	-	-	1-1	2	-	-	-	1	-	-	-
TOTALS			22-50	6-12	14-17	10-22	32	15	64	11	14	2	5	200

	1st Half	2nd Half	Game	Score by Periods	1st	2nd	Total
Field Goal %	34.6	42.9	38.3	Seton Hall	25	39	64
3-Point FG %	33.3	50.0	44.4	Cincinnati	22	34	56
Free Throw %	50.0	90.9	80.0				

Cincinnati (8-7, 0-2)

No.	Name	FG	3FG	FT	O-D	RB	PF	TP	A	TO	BLK	S	MIN	
11	TURNER, Tiffany	f	3-6	0-0	0-0	2-3	5	0	6	0	1	1	1	29
04	DUNN, Leshia	c	3-6	0-0	5-6	1-5	6	2	11	1	5	0	1	32
10	COOK, Kayla	g	2-7	2-6	0-0	0-4	4	1	6	5	1	0	0	36
15	DURLEY, Alexis	g	2-6	0-1	1-1	0-0	0	5	5	4	1	0	0	31
31	HOLLINS, Dayeesha	g	7-15	6-9	3-4	2-4	6	1	23	2	5	0	1	37
05	FEAGIN, Destini	-	0-1	0-1	0-0	0-0	0	0	0	0	0	0	0	5
12	LOVETT, Alysha	-	0-1	0-0	0-0	0-0	0	2	0	0	2	0	0	5
23	WHITFIELD, Jasmine	-	0-0	0-0	0-0	0-0	0	0	0	0	0	0	0	4
25	JAMISON, Chelsea	-	1-5	0-1	3-4	1-3	4	2	5	0	0	0	0	21
TM	TEAM	-	-	-	-	1-1	2	-	-	-	-	-	-	-
TOTALS			18-47	8-18	12-15	7-20	27	13	56	12	15	1	3	200

	1st Half	2nd Half	Game	Attendance: 482	Officials: Dennis DeMayo, Kathy Ridilla, Rod Creech	Technical fouls: Seton Hall-None. Cincinnati-None.
Field Goal %	34.6	42.9	38.3			
3-Point FG %	33.3	50.0	44.4			
Free Throw %	50.0	90.9	80.0			

- Seton Hall used a 13-2 run in the first half that spanned 4:36 to turn a 9-10 deficit into a 22-12 lead.
- Cincinnati closed out the first half on a 10-3 run that spanned 2:40. The Bearcats closed Seton Hall's 22-12 lead to 22-22.
- Cincinnati went 1-of-6 from the field with four turnovers during the final 8:14. Seton Hall out-scored the Bearcats 18-7 during the stretch.
- UC's eight 3-pointers are the most this season.
- UC's three steals tie a single-season low.
- Hollins reached double digits for the 13th straight game this season.
- Hollins set a career-high in three-pointers with six. The junior guard hit five straight in the second half. Her nine attempts were also a career high.
- Hollins' six three-pointers placed her two shy of the single-game record of eight. The last time a Bearcat had at least six three's in a game was Kahla Roudebush vs. St. Francis (Pa.) on Dec. 30, 2008.
- Hollins (23) surpassed the 20-point total for the fourth time this season and the 10th time in her career.
- Dunn reached double digit points (11) for 7th time this season.

► 8-9, 0-4 BIG EAST



GAME 14: VILLANOVA 54, CINCINNATI 51

JANUARY 6, 2013 | CINCINNATI, OHIO | FIFTH THIRD ARENA

Villanova (11-2, 1-0)

No.	Name	FG	3FG	FT	O-D	RB	PF	TP	A	TO	BLK	S	MIN	
21	BURFORD, Lauren	f	5-8	4-7	0-0	0-1	1	3	14	1	3	0	0	23
33	SWEENEY, Laura	f	7-13	0-1	1-4	1-5	6	2	15	3	0	2	5	32
35	EDWARDS, Kavunaa	f	0-1	0-0	0-0	1-1	2	1	0	0	2	0	1	5
02	ROBERTS, Rachel	g	2-8	0-3	0-0	0-1	1	2	4	0	1	0	0	26
03	CAREY, Jesse	g	0-1	0-0	0-0	0-2	2	1	0	2	1	1	0	13
01	HOLEMAN, Taylor	-	0-0	0-0	0-0	0-1	1	0	0	0	0	0	0	1
05	COYER, Caroline	-	2-10	2-8	4-4	2-3	5	2	10	3	0	0	0	31
22	KANE, Devon	-	2-8	0-3	0-0	1-1	2	2	4	2	0	0	0	23
24	PEARSON, Megan	-	2-5	1-4	0-0	0-5	5	2	5	2	1	0	1	29
55	LEER, Emily	-	1-1	0-0	0-0	3-0	3	1	2	1	1	1	1	17
TM	TEAM	-	-	-	-	4-1	5	-	-	-	-	-	-	-
TOTALS			21-55	7-26	5-8	12-21	33	16	54	14	9	4	8	200

	1st Half	2nd Half	Game	Score by Periods	1st	2nd	Total
Field Goal %	36.0	40.0	38.2	Villanova	25	29	54
3-Point FG %	45.5	13.3	26.9	Cincinnati	27	24	51
Free Throw %	50.0	26.9	62.5				

Cincinnati (8-6, 0-1)

No.	Name	FG	3FG	FT	O-D	RB	PF	TP	A	TO	BLK	S	MIN	
11	TURNER, Tiffany	f	1-7	0-0	0-0	2-3	5	5	2	1	4	0	2	23
10	COOK, Kayla	g	3-4	1-1	2-2	0-1	1	1	9	2	1	0	1	40
15	DURLEY, Alexis	g	1-6	0-0	3-3	1-5	6	1	5	2	3	0	1	34
25	JAMISON, Chelsea	g	4-7	1-1	0-0	1-2	3	3	9	0	1	0	0	34
31	HOLLINS, Dayeesha	g	8-16	0-2	0-1	1-3	4	3	16	2	1	0	1	30
04	DUNN, Leshia	-	3-6	0-0	1-2	2-4	6	3	7	4	2	1	0	17
05	FEAGIN, Destini	-	0-0	0-0	1-2	0-0	0	0	1	0	0	0	0	5
23	WHITFIELD, Jasmine	-	1-1	0-0	0-1	0-1	1	0	2	0	0	0	0	13
32	CHANDLER, Shelbi	-	0-0	0-0	0-0	0-2	2	0	0	0	0	0	0	4
TM	TEAM	-	-	-	-	2-3	5	-	-	-	-	-	-	-
TOTALS			21-47	2-4	7-11	9-24	33	16	51	11	12	1	5	200

	1st Half	2nd Half	Game	Attendance: 716	Officials: Albert Titus, Kathy Lonergan, Michael Schmidt	Technical fouls: Villanova-None. Cincinnati-None.
Field Goal %	44.0	45.5	44.7			
3-Point FG %	100	33.3	50.0			
Free Throw %	33.3	75.0	63.6			

- Hollins scored 16 points as the Bearcats fell 54-51 to Villanova in the BIG EAST opener.
- UC is now 1-3 in BIG EAST openers under Elliot.
- It was just the second home loss of the season for the Bearcats.
- UC led for 19:39 seconds in the second half before Villanova took the lead with a three with 21 seconds remaining.
- Hollins reached double-digits in her 25th consecutive game played.
- Jamison made her third start of the season

GAME 16: USF 77, CINCINNATI 44

JANUARY 15, 2013 | TAMPA, FLA. | SUN DOME



Cincinnati 44 (8-8, 0-3)

No.	Name	FG	3FG	FT	O-D	RB	PF	TP	A	TO	BLK	S	MIN
04	DUNN, Leshia	c 3-9	0-1	1-2	5-4	9	3	7	0	3	1	0	26
10	COOK, Kayla	g 1-4	0-2	0-0	0-1	1	2	2	1	3	0	1	24
15	DURLEY, Alexis	g 2-6	0-0	0-2	1-0	1	4	4	1	8	0	1	25
25	JAMISON, Chelsea	g 0-1	0-0	0-0	0-0	0	5	0	0	1	0	1	8
31	HOLLINS, Dayeesha	g 2-12	0-3	4-8	1-1	2	2	8	4	2	0	5	32
05	FEAGIN, Destini	- 0-2	0-0	0-0	1-0	1	0	0	1	0	0	0	6
11	TURNER, Tiffany	- 0-2	0-0	0-0	0-0	0	1	0	0	1	0	0	11
12	LOVETT, Alysha	- 2-4	1-1	3-4	0-3	3	0	8	3	1	0	4	29
23	WHITFIELD, Jasmine	- 1-3	1-2	0-0	2-1	3	1	3	0	1	0	0	11
32	CHANDLER, Shelbi	- 0-0	0-0	0-0	0-1	1	1	0	0	0	0	0	4
33	RANDOLPH, Jeanise	- 5-6	0-0	2-2	2-5	7	0	12	0	3	1	1	24

GAME 17: 13/15 LOUISVILLE 72, CINCINNATI 33

JANUARY 18, 2013 | LOUISVILLE, KY. | KFC YUM! CENTER



Cincinnati (8-9, 0-4)

No.	Name	FG	3FG	FT	O-D	RB	PF	TP	A	TO	BLK	S	MIN
04	DUNN, Leshia	c 0-2	0-0	4-7	3-0	3	3	4	0	3	0	0	19
10	COOK, Kayla	g 0-2	0-2	0-0	1-1	2	1	0	0	3	0	1	20
12	LOVETT, Alyesha	g 3-8	1-4	3-5	3-3	6	4	10	1	5	0	2	33
25	JAMISON, Chelsea	g 1-3	0-0	0-0	0-2	2	2	2	0	3	0	1	21
31	HOLLINS, Dayeesha	g 5-13	0-4	1-2	1-2	3	4	11	1	9	0	0	31
05	FEAGIN, Destini	- 0-0	0-0	0-0	0-1	1	0	0	0	1	0	0	4
11	TURNER, Tiffany	- 2-3	0-0	0-0	1-1	2	2	4	0	2	0	0	20
15	DURLEY, Alexis	- 0-3	0-0	0-0	1-1	2	0	0	1	1	0	1	18
23	WHITFIELD, Jasmine	- 0-0	0-0	0-0	0-2	2	1	0	1	2	0	1	15
32	CHANDLER, Shelbi	- 0-0	0-0	0-0	0-0	0	0	0	0	0	0	0	4
33	RANDOLPH, Jeanise	- 1-1	0-0	0-0	0-2	2	1	2	0	1	0	0	15
TM	TEAM	- -	-	-	0-1	1	-	-	-	1	-	-	-
TOTALS		12-35	1-10	8-14	10-16	26	18	33	4	31	0	6	200

	1st Half	2nd Half	Game	Score by Periods	1st	2nd	Total
Field Goal %	28.6	42.9	34.3	Cincinnati	15	18	33
3-Point FG %	0.0	20.0	10.0	Louisville	31	41	72
Free Throw %	60.0	55.6	57.1				

Louisville (15-4, 3-2)

No.	Name	FG	3FG	FT	O-D	RB	PF	TP	A	TO	BLK	S	MIN
00	HAMMOND, Sara	f 5-12	0-1	2-2	2-6	8	2	12	2	2	1	4	27
04	SLAUGHTER, Antonita	f 5-9	3-6	0-0	3-0	3	1	13	2	1	0	4	25
03	VAILS, Sheronne	c 0-3	0-0	2-2	2-2	4	4	2	0	3	1	1	22
21	SMITH, Bria	g 3-3	0-0	0-0	0-1	1	3	6	0	1	0	0	17
23	SCHIMMEL, Shoni	g 4-6	3-5	0-0	0-1	1	2	11	2	3	0	1	15
01	HARPER, Shelby	- 1-3	0-0	4-4	4-0	4	0	6	0	0	0	1	13
13	WALTON, Cortnee	- 1-3	0-0	1-2	0-3	3	2	3	0	1	0	1	16
15	DEINES, Megan	- 3-9	2-6	2-2	2-1	3	1	10	2	2	0	1	28
22	SCHIMMEL, Jude	- 3-3	1-1	0-2	1-2	3	1	7	2	2	1	1	23
33	REID, Monique	- 1-3	0-0	0-0	1-0	1	3	2	3	2	0	1	14
TM	TEAM	- -	-	-	0-1	1	-	-	-	-	-	-	-
TOTALS		26-54	9-19	11-14	15-17	32	19	72	13	17	3	15	200

	1st Half	2nd Half	Game	Attendance: 9751 Officials: Kathleen Lynch, Bruce Morris, Thurman Leggs, Jr. Technical fouls: Louisville-None. Cincinnati-None.
Field Goal %	50.0	46.7	48.1	
3-Point FG %	33.3	60.0	47.4	
Free Throw %	100.0	70.0	78.6	

- UC shot just 34.3 percent from the floor and scored 33 points during a 72-33 loss to Louisville.
- The last marked the second this season to a ranked opponent for the Bearcats. The other being Ohio State.
- The 33 points scored tie the fewest by the Bearcats under Elliot.
- Previously UC scored just 33 points at Rutgers on Jan. 16, 2010.
- UC was out-rebounded 32-16. The 16 rebounds are the fewest for UC and the -16 margin is the largest this season.
- the 28 bench points are the second most scored by an opponent this season.

SEASON BOX SCORE

	Overall	Home	Away	Neutral
ALL GAMES	8-9	6-3	1-5	1-1
CONFERENCE	0-4	0-2	0-2	0-0
NON-CONFERENCE	8-5	6-1	1-3	1-1

No.	Player	TOTAL							3-PTS			REBOUNDS														Pts	Avg
		GP	GS	Min	Avg	FG	FGA	Pct	3FG	FGA	Pct	FT	FTA	Pct	Off	Def	Tot	Avg	PF	FO	A	TO	Blk	Stl			
31	Hollins, Dayeesha	15	14	526	35.1	77	226	.341	17	50	.340	75	102	.735	29	47	76	5.1	37	1	33	50	0	26	246	16.4	
04	Dunn, Lesha	17	14	420	24.7	52	119	.437	0	1	.000	34	51	.667	32	74	106	6.2	45	2	26	52	15	1	138	8.1	
11	Turner, Tiffany	15	13	396	26.4	52	93	.559	0	0	.000	16	24	.667	36	69	105	7.0	31	2	8	22	12	17	120	8.0	
12	Lovett, Alyesha	16	10	449	28.1	36	121	.298	11	37	.297	33	48	.688	29	42	71	4.4	30	0	20	36	2	23	116	7.3	
15	Durley, Alexis	17	10	413	24.3	27	92	.293	2	11	.182	34	53	.642	14	22	36	2.1	32	2	29	33	0	17	90	5.3	
10	Cook, Kayla	17	17	553	32.5	24	92	.261	14	63	.222	20	23	.870	9	43	52	3.1	25	0	35	20	3	13	82	4.8	
25	Jamison, Chelsea	17	5	333	19.6	30	79	.380	3	7	.429	12	20	.600	26	35	61	3.6	43	1	8	19	0	4	75	4.4	
33	Randolph, Jeanise	5	2	108	21.6	13	26	.500	0	0	.000	5	7	.714	8	18	26	5.2	7	0	0	11	5	6	31	6.2	
23	Whitfield, Jasmine	16	0	168	10.5	11	29	.379	2	14	.143	4	8	.500	10	14	24	1.5	7	0	6	12	0	3	28	1.8	
32	Chandler, Shelbi	15	0	68	4.5	1	7	.143	0	0	.000	3	4	.750	3	6	9	0.6	11	0	3	6	0	0	5	0.3	
05	Feagin, Destini	15	0	39	2.6	1	7	.143	0	2	.000	3	4	.750	1	3	4	0.3	1	0	1	2	1	1	5	0.3	
40	Hamilton, Talequia	1	0	2	2.0	0	1	.000	0	0	.000	0	0	.000	1	1	2	2.0	0	0	0	0	0	0	0	0.0	
TM	TEAM														17	31	48		1			11					
	Total	17		3475		324	892	.363	49	185	.265	239	344	.695	215	405	620	36.5	270	8	169	274	38	111	936	55.1	
	Opponents	17		3475		361	935	.386	91	295	.308	170	245	.694	198	397	595	35.0	308	-	196	272	49	121	983	57.8	

SCORE BY PERIODS	1st	2nd	OT	OT2	Total
Cincinnati	422	493	16	5	936
Opponents	438	520	18	7	983

CONFERENCE ONLY BOX SCORE

	Overall	Home	Away	Neutral
ALL GAMES	0-4	0-2	0-2	0-0
CONFERENCE	0-4	0-2	0-2	0-0
NON-CONFERENCE	0-0	0-0	0-0	0-0

No.	Player	TOTAL				3-PTS			REBOUNDS														Pts	Avg		
		GP	GS	Min	Avg	FG	FGA	Pct	3FG	FGA	Pct	FT	FTA	Pct	Off	Def	Tot	Avg	PF	FO	A	TO			Blk	Stl
31	HOLLINS, Dayeesha	4	4	130	32.5	22	56	.393	6	18	.333	8	15	.533	5	10	15	3.8	10	0	9	17	0	7	58	14.5
04	DUNN, Lasha	4	3	94	23.5	9	23	.391	0	1	.000	11	17	.647	11	13	24	6.0	11	0	5	13	2	1	29	7.3
12	LOVETT, Alyesha	3	1	67	22.3	5	13	.385	2	5	.400	6	9	.667	3	6	9	3.0	6	0	4	8	0	6	18	6.0
10	COOK, Kayla	4	4	120	30.0	6	17	.353	3	11	.273	2	2	1.000	1	7	8	2.0	5	0	8	8	0	3	17	4.3
25	JAMISON, Chelsea	4	3	84	21.0	6	16	.375	1	2	.500	3	4	.750	2	7	9	2.3	12	1	0	5	0	2	16	4.0
15	DURLEY, Alexis	4	3	108	27.0	5	21	.238	0	1	.000	4	6	.667	3	6	9	2.3	10	1	8	13	0	3	14	3.5
33	RANDOLPH, Jeanise	2	0	39	19.5	6	7	.857	0	0	.000	2	2	1.000	2	7	9	4.5	1	0	0	4	1	1	14	7.0
11	TURNER, Tiffany	4	2	83	20.8	6	18	.333	0	0	.000	0	0	.000	5	7	12	3.0	8	1	1	8	1	3	12	3.0
23	WHITFIELD, Jasmine	4	0	43	10.8	2	4	.500	1	2	.500	0	1	.000	2	4	6	1.5	2	0	1	3	0	1	5	1.3
05	FEAGIN, Destini	4	0	20	5.0	0	3	.000	0	1	.000	1	2	.500	1	1	2	0.5	0	0	1	1	0	0	1	0.3
32	CHANDLER, Shelbi	3	0	12	4.0	0	0	.000	0	0	.000	0	0	.000	0	3	3	1.0	1	0	0	0	0	0	0	0.0
TM	TEAM														4	8	12					3				
	Total	4		800		67	178	.376	13	41	.317	37	58	.638	39	79	118	29.5	66	3	37	83	4	27	184	46.0
	Opponents	4		800		98	221	.443	30	70	.429	41	54	.759	54	85	139	34.8	69	-	57	58	13	42	267	66.8

SCORE BY PERIODS	1st	2nd	Total
Cincinnati	83	101	184
Opponents	115	152	267

GAME BY GAME COMPARISON

Team/Opponent

Opponent	1st	2nd	Score	Mar	Total FG	FG Pct	3-Pointers	3FG Pct	F-Throws	FT Pct	Rebounds	Mar	Assist	TOver	Block	Steal	Fouls
NORTHERN KENTUCKY	24/16	25/15	49-31	+18	15-51/12-46	.294/.261	3-16/3-19	.188/.158	16-22/4-8	.727/.500	41/28	+13	9/7	19/23	3/1	13/8	15/19
at Ohio State	21/42	28/45	49-87	(38)	19-64/35-52	.297/.673	3-11/7-12	.273/.583	8-13/10-15	.615/.667	30/38	(8)	7/19	12/14	1/5	4/3	15/12
at Kent State	29/26	30/15	59-41	+18	20-48/14-49	.417/.286	4-14/3-15	.286/.200	15-24/10-12	.625/.833	39/31	+8	14/8	15/17	4/1	7/4	16/23
COLLEGE OF CHARLESTON	36/23	30/34	66-57	+9	22-55/24-68	.400/.353	2-11/3-21	.182/.143	20-25/6-7	.800/.857	43/35	+8	11/11	18/16	2/3	5/10	11/17
MOREHEAD STATE	29/25	26/20	55-45	+10	21-54/17-46	.389/.370	3-10/9-24	.300/.375	10-17/2-5	.588/.400	36/29	+7	12/13	8/15	2/1	8/5	7/15
XAVIER	24/15	29/38	67-69	(2)	22-76/21-65	.289/.323	1-6/5-17	.167/.294	22-28/22-31	.786/.710	59/42	+17	7/9	13/13	2/4	7/6	23/26
YOUNGSTOWN STATE	23/19	34/27	57-46	+11	19-47/17-56	.404/.304	0-11/9-25	.000/.360	19-23/3-4	.826/.750	39/30	+9	12/8	11/11	6/0	5/6	10/15
EASTERN KENTUCKY	23/24	36/24	59-48	+11	19-48/20-55	.396/.364	6-11/3-16	.545/.188	15-23/5-7	.652/.714	31/37	(6)	13/13	12/20	0/2	3/6	9/20
at Akron	19/36	35/31	54-67	(13)	23-65/25-65	.354/.385	3-15/5-18	.200/.278	5-8/12-13	.625/.923	38/44	(6)	9/18	19/17	5/4	11/7	14/10
BELMONT	36/21	32/33	68-54	+14	21-45/20-58	.467/.345	4-7/5-20	.571/.250	22-30/9-17	.733/.529	34/33	+1	14/12	12/13	0/5	7/6	17/21
vs. Alabama	22/27	25/31	47-58	(11)	16-47/22-54	.340/.407	2-9/2-13	.222/.154	13-19/12-23	.684/.522	37/31	+6	9/8	22/11	2/6	4/8	20/17
at Hawaii	23/27	33/29	63-65	(2)	20-55/20-50	.364/.400	4-14/5-15	.286/.333	19-29/20-29	.655/.690	37/39	(2)	9/6	17/20	4/3	4/4	25/22
vs. Long Island	30/22	29/26	59-48	+11	20-59/16-50	.339/.320	1-9/2-10	.111/.200	18-25/14-20	.720/.700	38/39	(1)	6/7	13/24	3/1	6/6	22/22
VILLANOVA	27/25	24/29	51-54	(3)	21-47/21-55	.447/.382	2-4/7-26	.500/.269	7-11/5-8	.636/.625	33/33	-	11/14	12/9	1/4	5/8	16/16
SETON HALL	22/25	34/39	56-64	(8)	18-47/22-50	.383/.440	8-18/6-12	.444/.500	12-15/14-17	.800/.824	27/32	(5)	12/11	15/14	1/2	3/5	13/15
at USF	19/34	25/43	44-77	(33)	16-49/29-62	.327/.468	2-9/8-13	.222/.615	10-18/11-15	.556/.733	32/42	(10)	10/19	25/18	2/4	13/14	19/19
at Louisville	15/31	18/41	33-72	(39)	12-35/26-54	.343/.481	1-10/9-19	.100/.474	8-14/11-14	.571/.786	26/32	(6)	4/13	31/17	0/3	6/15	18/19

DEPAUL

UCONN

at Georgetown

at Notre Dame

SYRACUSE

at Rutgers

MARQUETTE

at St. Johns

at Pittsburgh

PROVIDENCE

RUTGERS

at Marquette

SPECIALTY STATS

Team/Opponent

Opponent	Result	In Paint	Off TO	2nd Chance	Fast Break	Bench
NORTHERN KENTUCKY	W 49-31	18 18	23 8	10 5	8 3	13 5
at Ohio State	L 87-49	20 52	13 22	14 11	8 12	7 20
at Kent State	W 59-41	14 20	17 12	6 4	0 0	12 18
COLLEGE OF CHARLESTON	W 66-57	26 32	16 13	18 13	8 2	13 18
MOREHEAD STATE	W 55-45	28 12	14 0	12 3	2 0	6 5
XAVIER	L 69-67 ^{2OT}	38 26	7 10	19 16	0 0	15 16
YOUNGSTOWN STATE	W 57-46	30 14	12 13	7 5	0 6	5 6
EASTERN KENTUCKY	W 59-48	18 26	20 9	4 6	0 6	6 12
at Akron	L 67-54	34 32	16 18	13 12	6 10	16 2
BELMONT	W 68-54	30 24	7 11	6 11	4 2	6 9
vs. Alabama	L 58-47	22 28	10 18	8 9	2 2	10 21
at Hawaii	L 65-63 ^{OT}	26 20	16 17	6 15	0 0	16 9
vs. Long Island	W 59-48	28 18	15 16	16 6	0 2	20 29
VILLANOVA	L 54-51	32 28	10 12	11 8	0 5	10 21
SETON HALL	L 64-56	6 6	2 5	2 2	2 5	3 5
at USF	L 77-44	24 26	19 22	9 11	2 0	23 25
at Louisville	L 72-33	14 30	11 30	8 15	4 2	6 28

DEPAUL

UCONN

at Georgetown

at Notre Dame

SYRACUSE

at Rutgers

MARQUETTE

at St. Johns

at Pittsburgh

PROVIDENCE

RUTGERS

at Marquette

STARTERS

Opponent	Starters
NORTHERN KENTUCKY	Turner, Randolph, Cook, Lovett, Hollins
at Ohio State	Turner, Randolph, Cook, Lovett, Hollins
at Kent State	Turner, Dunn, Cook, Lovett, Hollins
COLLEGE OF CHARLESTON	Turner, Dunn, Cook, Lovett, Hollins
MOREHEAD STATE	Jamison, Dunn, Cook, Lovett, Hollins
XAVIER	Turner, Dunn, Cook, Lovett, Hollins
YOUNGSTOWN STATE	Turner, Dunn, Cook, Lovett, Durley
EASTERN KENTUCKY	Turner, Dunn, Cook, Lovett, Durley
at Akron	Turner, Dunn, Cook, Lovett, Durley
BELMONT	Jamison, Dunn, Cook, Durley, Hollins
vs. Alabama	Turner, Dunn, Cook, Durley, Hollins
at Hawaii	Turner, Dunn, Cook, Durley, Hollins
vs. Long Island	Turner, Dunn, Cook, Durley, Hollins
VILLANOVA	Turner, Jamison, Cook, Durley, Hollins
SETON HALL	Turner, Dunn, Cook, Durley, Hollins
at USF	Jamison, Dunn, Cook, Durley, Hollins
at Louisville	Jamison, Dunn, Cook, Lovett, Hollins

DEPAUL

UCONN

at Georgetown

at Notre Dame

SYRACUSE

at Rutgers

MARQUETTE

at St. Johns

at Pittsburgh

PROVIDENCE

RUTGERS

at Marquette

SEASON SUPERLATIVES

Team								
Category	<i>Cincinnati High</i>		<i>Cincinnati Low</i>		<i>Opponent High</i>		<i>Opponent Low</i>	
Points Scored	68	BELMONT (12/21/12)	33	at Louisville (1/18/13)	87	at Ohio State (11/14/12)	31	N. KENTUCKY (11/09/12)
FGs Made	23	at Akron (12/15/12)	12	at Louisville (1/18/13)	35	at Ohio State (11/14/12)	12	N. KENTUCKY (11/09/12)
FGA	76	XAVIER (12/2/12)	35	at Louisville (1/18/13)	68	CHARLESTON (11/25/12)	46	N. KENTUCKY (11/09/12)
							46	MOREHEAD STATE (11/28/12)
FG Pct.	.467 (21-45)	BELMONT (12/21/12)	.289 (22-76)	XAVIER (12/2/12)	.673 (35-52)	at Ohio State (11/14/12)	.261 (12-46)	N. KENTUCKY (11/09/12)
3-Pt. FGs Made	8	SETON HALL (1/9/13)	0	YOUNGSTOWN STATE (12/5/12)	9	YOUNGSTOWN STATE (12/5/12)	2	vs Alabama (12/28/12)
							9	MOREHEAD STATE (11/28/12)
							9	at Louisville (1/18/13)
3-Pt. FGA	18	SETON HALL (1/9/13)	6	XAVIER (12/2/12)	26	VILLANOVA (1/6/13)	10	vs LIU Brooklyn (12/30/12)
3-Pt. FG Pct.	.571 (4-7)	BELMONT (12/21/12)	.000 (0-11)	YOUNGSTOWN STATE (12/5/12)	.615 (8-13)	at USF (1/15/13)	.143 (3-21)	CHARLESTON (11/25/12)
FT Made	22	BELMONT (12/21/12)	5	at Akron (12/15/12)	22	XAVIER (12/2/12)	2	MOREHEAD STATE (11/28/12)
	22	XAVIER (12/2/12)						
FTA	30	BELMONT (12/21/12)	8	at Akron (12/15/12)	31	XAVIER (12/2/12)	4	YOUNGSTOWN STATE (12/5/12)
FT Pct.	.826 (19-23)	YOUNGSTOWN STATE (12/5/12)	.556 (10-18)	at USF (1/15/13)	.923 (12-13)	at Akron (12/15/12)	.400 (2-5)	MOREHEAD STATE (11/28/12)
Total Rebs.	59	XAVIER (12/2/12)	26	at Louisville (1/18/13)	44	at Akron (12/15/12)	28	N. KENTUCKY (11/09/12)
Assists	14	BELMONT (12/21/12)	4	at Louisville (1/18/13)	19	at Ohio State (11/14/12)	6	at Hawai'i (12/29/12)
	14	at Kent State (11/19/12)			19	at USF (1/15/13)		
Steals	13	N. KENTUCKY (11/09/12)	3	E. KENTUCKY (12/9/12)	15	at Louisville (1/18/13)	3	at Ohio State (11/14/12)
	13	at USF (1/15/13)						
			3	SETON HALL (1/9/13)				
Blocks	6	YOUNGSTOWN STATE (12/5/12)	0	E. KENTUCKY (12/9/12)	6	vs Alabama (12/28/12)	0	YOUNGSTOWN STATE (12/5/12)
			0	BELMONT (12/21/12)				
			0	at Louisville (1/18/13)				
Turnovers	31	at Louisville (1/18/13)	8	MOREHEAD STATE (11/28/12)	24	vs LIU Brooklyn (12/30/12)	9	VILLANOVA (1/6/13)
Fouls	25	at Hawai'i (12/29/12)	7	MOREHEAD STATE (11/28/12)	26	XAVIER (12/2/12)	10	at Akron (12/15/12)