



2014 CINCINNATI FOOTBALL

@GoBEARCATS | GoBEARCATS.com

NIPPERT STADIUM



UC'S HOME SINCE: **1902** | STADIUM BUILT: **1915** | RE-OPENING: **2015**



WELCOME HOME

The University of Cincinnati department of athletics started the \$86-million Nippert Stadium Renovation & Expansion Project in the winter of 2013. The privately funded construction is on schedule to be completed in August of 2015. Athletics is working in conjunction with the UC Office of Planning, Design and Construction, Heery International, the architect of record, Architecture Research Office (ARO), the design architect and Turner Construction Company, the construction manager.



THE NUTS & BOLTS

- » The expanded renovation focuses on both the east and west side of the stadium and will increase the stadium's capacity to approximately 40,000.
- » On the west side, a new 130-yard long, five-story press box structure will be built, adding suites, scholarship club seats and loge boxes/patio suites.
- » The west concourse will also be renovated, including concession stands and restrooms.
- » Changes on the east side include expanded concessions and restroom offerings, including the building of skywalks to connect the upper deck with the gameday plaza on O'Varsity Way.
- » With 112 seasons under its belt, Nippert Stadium is the venerable home of the University of Cincinnati football team and provides the Bearcats with one of the best home-field environments in college football.

#NIPPERT15



CINCINNATI FOOTBALL

UC SPORTS COMMUNICATIONS: RICHARD E. LINDNER CENTER // 2751 O'VARSHY WAY SUITE 860 CINCINNATI, OHIO 45221-0021 // GOBEARCATS.COM

2014 UNIVERSITY OF CINCINNATI MEDIA DAY NOTEBOOK

SCHEDULE/RESULTS

SEPTEMBER

12	TOLEDO (ESPN)	7 p.m.
20	MIAMI (OH)	TBA
27	at Ohio State (Big Ten Network)	6 p.m.

OCTOBER

4	MEMPHIS *	TBA
11	at Miami (FL)	TBA
18	at SMU *	TBA
24	USF * (ESPN/ESPN2)	7 p.m.
31	at Tulane * (ESPN2/ESPN)	8 p.m.

NOVEMBER

13	EAST CAROLINA * (ESPN2)	7 p.m.
22	at UConn *	TBA
29	at Temple *	TBA

DECEMBER

6	HOUSTON *	TBA
---	------------------	-----

*-American Athletic Conference game; Home games in **BOLD CAPS**; All times eastern.

COACHING STAFF

TOMMY TUBERVILLE (SL)	Head Coach
ROBERT PRUNTY (SL)	Associate HC/Co-DC/DL
EDDIE GRAN (SL)	Offensive Coordinator/RB
HANK HUGHES (PB)	Co-Defensive Coordinator/LB
MARC NUDELBERG (SL)	ST Coordinator/TE
DARIN HINSHAW (PB)	Passing Game Coord./QB
STEVEN CLINKSCALE (SL)	Cornerbacks
DARREN HILLER (SL)	Offensive Line
JEFF KOONZ (PB)	Safeties
BLAKE ROLAN (SL)	Wide Receivers

NATIONAL WATCH LISTS

DEYSHAWN BOND	Rimington
ERIC LEFELD	Outland
BRANDON MITCHELL	Allstate/AFC Goodworks
SILVERBERRY MOUHON	Lombardi
SHAQ WASHINGTON	Biletnikoff

IMPORTANT DATES

Aug. 10	Players Report (Depart For Higher Ground)
Aug. 11	Practice 1
Aug. 23	Return From Higher Ground
Aug. 25	Classes Begin
Sept. 6	Fan Event (Cincinnati, Ohio)

SPORTS COMMUNICATIONS

RYAN KOSLEN	Assoc. AD/Football Contact
Phone (O/C):	513-556-5186/513-497-3132
Email:	Ryan.Koslen@uc.edu
Twitter:	@Koz_UC

CORY HALL	Sr. Director/Secondary Contact
Phone (O/C):	513-556-5186/515-419-1755
Email:	Cory.Hall@uc.edu
Twitter:	@hallCthree

Web:	GoBEARCATS.com
Twitter:	@GoBEARCATS @Bearcats_FB
Paul Brown Stadium Press Box:	513-455-4860

2014 TEAM INFORMATION

Basic Offense	Multiple
Basic Defense	Multiple
Letterwinners Returning/Lost	47/19
O D ST	24/10 20/9 3/0
Starters Returning/Lost	17/9
O D ST	6/5 8/4 3/0

2013 INFORMATION

Overall Record	9-4
Home/Road/Neutral	5-1/4-2/0-1
American Record/Finish	6-2/3rd
Final Ranking	n/a (AP)/RV (USA Today)
First Year of Football	1885
All-Time Record	583-562-51

SETTING THE SCENE

- » The University of Cincinnati football team will be playing in its 127th season in 2014. The Bearcats' program dates to 1885 and is one of the 10 oldest in major college football.
- » UC has won a conference championship in four of the last six seasons and played in a bowl game in seven of the last eight years.
- » The Bearcats have won 74 games over the last seven years, the most among the current American Athletic Conference.
- » Cincinnati enters its second season under Head Coach Tommy Tuberville. The 18-year head coaching veteran led the Bearcats to a 9-4 mark and a Belk Bowl appearance in 2013.
- » UC returns its top three rushers, has a strong group of receivers led by Biletnikoff Award candidate Shaq Washington, but will look to a new starting QB entering 2014 with Gunner Kiel or Jarred Evans the likely signal caller against Toledo, but don't count out senior Munchie Legaux who is rehabbing a serious knee injury.

A LOOK BACK: THE UC OFFENSE

- » In 2013, UC had the most prolific offense in school history, as the Bearcats led the American Athletic Conference in total offense (472.1) and rushing offense (168.3) with the offense totaling a school-record 6,137 yards.
- » OT Eric Lefeld, TE Blake Annen and RB/RS Ralph David Abernathy IV were First-Team All-AAC selections while OG Sam Longo and WR Anthony McClung were second-team honorees.
- » QB Brendon Kay set the school career mark for completion percentage (.654) and the single-season record for completions with 262. Kay's 3,302 yards was the second-best single-season mark in school history.

A LOOK BACK: THE UC DEFENSE

- » UC's defense was one of the best in the country in 2013, ranking in the top 10 nationally in both rushing defense (6th, 104.5 ypg) and total defense (9th, 315.6 ypg).
- » Cincinnati was also among the top 30 in 10 of the 11 primary defensive categories tracked in the national stats, including 14th in scoring defense (21.0 ppg).
- » Defensive lineman Jordan Stepp earned first-team All-American Athletic Conference honors in the inaugural season of the league while three Bearcats – defensive lineman Silverberry Mouhon, linebacker Greg Blair and cornerback Deven Drane – were second-team selections.

GETTING IT DONE IN THE CLASSROOM

- » UC posted a team GPA of 2.989 in the winter of 2014, with 55 student-athletes achieved a 3.0 or higher GPA and 20 Bearcats on the Dean's List for achieving a 3.4 GPA or above.
- » Three student-athletes, Brad Harrah, Eric Lefeld and Kyle Taubenheim, posted perfect 4.0 GPAs during the semester.

HARD HAT REQUIRED

- » Nippert Stadium is undergoing an \$86-million renovation and expansion which began in December of 2013.
- » The 98-year old facility will feature a new five-story west side pavilion as well as concourse, restroom and concession enhancements on both the west and east sides.
- » UC will play off site in 2014, at Paul Brown Stadium downtown and return to Nippert in 2015, the 100th anniversary of original construction on the stadium.

WHAT UC RETURNS IN 2014

CATEGORY	PCT. RETURNING
Starters	68% (17/25)
Letterwinners	71% (47/66)
Passing Yards	10% (432/3,947)
Rushing Yards	83% (1,824/2,190)
Receiving Yards	70% (2,742/3,947)
Passing Touchdowns	11% (3/28)
Rushing Touchdowns	68% (19/28)
Receiving Touchdowns	75% (21/28)
Receptions	69% (214/311)
Tackles	62% (549/890)
Sacks	66% (23/35)
Interceptions	69% (9/13)

MOUHON ON LOMBARDI LIST

- » DE Silverberry Mouhon was named to the 2014 Rotary Lombardi Award Watch List.
- » The list includes 123 athletes from 76 universities.
- » Mouhon was a second-team All-American Athletic Conference selection at defensive line a year ago. He tied for third in the American and finished among the Top-25 in the NCAA FBS with 9.5 sacks, along with recording 41 total tackles, including 12.5 tackles for a loss, while forcing two fumbles and seven quarterback hurries.
- » The junior garnered a sack in seven of UC's games and won the John Pease award following the 2013 season, recognizing UC's most outstanding defensive lineman.

WASHINGTON NAMED TO BILETNIKOFF LIST

- » WR Shaq Washington was named to the preseason watch list for the 2014 Biletnikoff Award.
- » The Biletnikoff Award annually recognizes the outstanding receiver in college football.
- » Washington had a breakout campaign in 2013, catching 78 balls for 783 yards and a touchdown. His 78 receptions led UC, ranked fifth in the American Athletic Conference and was the fifth-best single-season mark in school history.
- » Along the way, he tallied four games with double-digit receptions and caught a career-best 11 balls three times. He also saw time at QB, throwing a touchdown pass at Rutgers and averaging 13.4 yards per carry on the ground, scoring a touchdown in the Belk Bowl against North Carolina.

2014 UNIVERSITY OF CINCINNATI FOOTBALL

NUMERICAL ROSTER

GET CONNECTED:



GoBEARCATS.com
UCBearsFB.com



@GoBEARCATS
@BearsFB | @TTuberville



UniversityofCincinnatiBears

GENERAL INFORMATION

Location	Cincinnati, OH 45221
Founded	1819
Enrollment	42,656
Conference	American Athletic
Nickname	Bearcats
Colors	Red (PMS 186) & Black
Home Field	Paul Brown Stadium
Surface/Capacity	UBU Speed Series 55-M/65,535
President	Santa Jeremy Ono, PhD
Director of Athletics	Mike Bohn
Faculty Representative	David M. Szymanski, PhD

HISTORY

First Year of Football	1885
All-Time Record	580-560-51
All-Time Bowl Record	8-7
Last Bowl	2013 Belk
Last Bowl Opponent	North Carolina (L, 39-17)

2014 INFORMATION

Basic Offense	Multiple
Basic Defense	Multiple
Letterwinners Returning/Lost	47/19
O D ST	24/10 20/9 3/0
Starters Returning/Lost	17/9
O D ST	6/5 8/4 3/0

2013 INFORMATION

Overall Record	9-4
Home/Road/Neutral	5-1/4-2/2-1
American Record/Finish	6-2/3rd
Final Ranking	N/A

COACHING STAFF

Head Coach	Tommy Tuberville
Alma Mater	Southern Arkansas '76
Record at UC/Years	9-4/Second
Career Record/Years	140-81/18
Football Office Phone	(513) 556-4110
Twitter	@TTuberville
Best time to reach coach	Contact SID
Assoc. Head Coach/Co-DC/DL	Robert Prunty
Defensive Coordinator/LB	Hank Hughes
Offensive Coordinator/RB	Eddie Gran
Passing Game Coordinator/QB	Darin Hinshaw
Special Teams Coordinator/TE	Marc Nudelberg
Asst. Coaches	Steven Clinkscale (CB), Darren Hiller (OL), Jeff Koonz (S), Blake Rolan (WR)
Defensive GAs	Kenyon Blue, Luke Goodwin
Offensive GAs	Nick Grimes, Ryan Pugh
Quality Control Assts.	Brock Bandur (Def.), Jesse Smith (Off.)

FOOTBALL SUPPORT STAFF

Assoc. Director of Athletics/Football Ops	John Widecan
Director of Player Development	Antrione Archer
Director of High School & Player Relations	Vince Suriano
Director of Athletic Equipment	Blake Reid
Director of Football Recruiting	Greg Bruner
Director of Football Video	Adam Niemeyer
Assistant Director/Football Equipment	Patrick Screen
Assistant Director/Football Video	Carl Schmid
Operations/Recruiting Assistant	Adam Hannon
Assistant to the Head Coach	Sherry Murray

SPORTS PERFORMANCE

Asst. AD/Sports Performance	Joe Walker
Director, Strength & Conditioning (FB)	David Neill, Orlando Smith
Asst. Director, Strength & Conditioning	Reid Kagy, Jake Reidel
Student Assistants	Drake Bruns, Matt Staubach

SPORTS MEDICINE

Assoc. AD/Sports Medicine	Bob Mangine
Head Athletic Trainer	Robb Williams
Assoc. Head Athletic Trainer/FB	Dan Springer

DIRECTIONS TO PAUL BROWN STADIUM

Paul Brown Stadium Address: One Paul Brown Stadium Cincinnati, OH 45202-3492

From I-75N/I-71N: Take I-75/I-71 north to the 2nd or 5th Street exit in Ohio; follow traffic police to desired parking lot.

From I-75 South: Take I-75 south to the Freeman Avenue exit and go south on Freeman Avenue; turn left on Mehring Way and follow directional signs and traffic police to desired parking lot.

From I-71 South: Take I-71 south to the Gilbert Avenue/Riverfront Parking exit or 3rd street/Downtown Parking exit and follow directional signs and traffic police to desired parking lot.

From I-471: Take I-471 north to west US 50/I-75; take the 3rd Street exit and go west on 3rd Street; follow the traffic police to the desired parking lot.

DIRECTIONS TO UC'S CAMPUS (NIPPERT STADIUM)

The physical address for Nippert Stadium is 99 West Corry Street Cincinnati, OH 45219

FROM I-71 South: I-71 south to Exit 3 - Taft Road (Taft is one-way going west). Stay on Taft approximately seven blocks to the intersection of Jefferson Avenue. University Plaza will appear on the right. Turn right at the University Plaza onto Jefferson Avenue; At the first light, turn left on Corry Street; Corry and Calhoun Garages are on the left.

FROM U.S. 50: U.S. 50 to Taft Road (Taft is one-way going west). Stay on Taft to the intersection of Jefferson Avenue. Turn right at the University Plaza onto Jefferson Avenue. At the first light, turn left on Corry Street. Corry and Calhoun Garages are on the left.

FROM I-75 North or South: Take Exit 3 - Hopple Street. At the end of the ramp (stop light) turn left (east). Cross over interstate and through Central Parkway. Hopple eventually becomes Martin Luther King Drive, the campus will appear on the right. At the sixth light, turn right onto Jefferson Avenue. At the second light, Corry Street, turn right. Corry and Calhoun Garages are on the left.

FROM I-74 (Indianapolis and West): Take I-74 to I-75 south. Follow directions above from I-75.

Fifth Third Arena at Shoemaker Center is to the right with Nippert Stadium next to it. Armory Fieldhouse is behind the Shoemaker Center. Gettler Stadium is on the left.

collegepressbox.com
SINCE 2005 EVERYTHING BUT THE PRE-GAME MEAL

collegepressbox.com is the official media website for American Athletic Conference football. Access and download weekly game notes, quotes, statistics, media guides, headshots, logos and more for the conference and each of its member schools. Login information will be distributed to accredited media or you can apply for a password by sending an e-mail to password@collegepressbox.com.

SPORTS COMMUNICATIONS

The University of Cincinnati Sports Communications Office is ready to assist you in every way possible to make the experience of covering UC Athletics productive and rewarding. For this reason, we have developed policies and procedures which will require cooperation on the part of the media. Not complying with these policies will result in the refusal of credentials/access.

Richard E. Lindner Center • Suite 860 • 2751 O'Varsity Way • Cincinnati, OH 45221-0021

SID Phone 513-556-5191
 Fax 513-556-0619
 Press Box Phone (PBS) 513-455-4860
 Website (University) GoBEARCATS.com
 Website (Football Specific) UCBearcatsFB.com
 Twitter @GoBEARCATS | @Bearcats_FB
 Facebook Facebook.com/UniversityofCincinnatiBearcats

COMMUNICATIONS

Ryan Koslen Associate AD/Football Contact
 513-497-3132 Ryan.Koslen@uc.edu
 Cory Hall Senior Director/No. 2 Football Contact/Credentials
 515-419-1755 Cory.Hall@uc.edu

Andre Foushee Assistant AD
 513-556-5182 Andre.Foushee@uc.edu
 Katie Botis Director
 513-556-5191 Katie.Botis@uc.edu
 Michael Scholl Senior Director
 513-556-0618 Michael.Scholl@uc.edu
 Alex Lange Assistant Director
 513-556-5145 Alex.Lange@uc.edu
 Tom Gelehrter Senior Director/Video Contact
 513-502-0113 Tom.Gelehrter@uc.edu

MEDIA CREDENTIALS

Requests for official working media credentials should be directed to the UC Sports Communications Office. All requests should be received no later than noon, four days prior to the game. Visit the football page at GoBEARCATS.com to request credentials online. Season credentials will be available for pickup prior to the first game. No credentials will be mailed after Tuesday preceding the game. Thereafter, credentials may be picked up on gameday at the media will call located on north side of PBS (the downtown side). Media should enter next to Gate B.

SCOUTING PASSES

Professional scouts may obtain credentials through UC's Sports Communications Office. Scouts will be issued seating in the press box on a space-available basis.

SIDELINE PASSES

The University of Cincinnati follows NCAA guidelines regarding media representatives on the sidelines. Photographers and videographers are permitted to shoot between the 25-yard lines and the goal lines on both sidelines, or anywhere behind the restraining line in the end zone.

PRESS BOX SERVICES

Complete stats, scoring summaries, running play-by-play, quickie stats and post-game notes and quotes are provided by the UC Sports Communications Office. Pregame food service is available beginning approximately two hours prior to kickoff, while beverages are available throughout the contest. This service is provided as a courtesy to working media. In addition, concession areas are available within the stadium confines. Wireless internet is available in the press box at Paul Brown Stadium. Members of the UC Sports Communications staff will be available to assist you. There is no access fee.

GOING GREEN

Starting with the 2010 season, the University of Cincinnati will no longer print media guides. Complete information, including a record book/media supplement will be made available on the football page at www.GoBEARCATS.com.

#BEARCATS

When tweeting and engaging others on social media networks about UC or the Bearcats, please use #Bearcats.

ON THE WEB

Information on the University of Cincinnati football team is available at www.GoBEARCATS.com. To receive the UC updates via email, please send a request to Ryan Koslen (ryan.koslen@uc.edu). Information on the American Athletic Conference and all member institutions is also available through the league's web site at www.TheAmerican.org.

WEEKLY MEDIA LUNCHEON

UC holds a weekly media luncheon each Tuesday in the second floor Bob Goin Team Room of Richard E. Lindner Center. Lunch is served at 11:30 a.m., selected players are available for one-on-one interviews from 11:45-noon, and head coach Tommy Tuberville takes the podium at noon.

PRACTICES

During a typical Saturday game week, media may interview players and coaches immediately following practice on either Tuesday or Wednesday. Practice is generally closed to the public. Anyone hoping to observe practice should contact UC Sports Communications in advance. Failure to do so may result in an individual's removal from the venue. During regular-season practices, unless otherwise noted, still and television photographers will be allowed to shoot stretching and the first 20 minutes (four periods). At the conclusion of practice, head coach Tommy Tuberville will address the media on the field. First-year players, including freshmen and transfers, will be made available to the media at the coach's discretion.

INTERNET POLICIES

Live updating of websites, blogs and social network feeds is not allowed during practices.

POSTGAME INTERVIEWS

The UC locker room will remain closed following all football games. Media should request players through UC Sports Communications personnel for the media room during the fourth quarter. Media will be allowed to enter the field (for home games) late in the fourth quarter but will not be allowed to conduct interviews with UC football players on the field (home or away). Only the originating television and radio networks will be allowed to conduct interviews on the field.

There will be a 10-15 minute cooling off period between the end of the game and start of the postgame interview sessions. Coach Tuberville will address the media in the visiting team media room at Paul Brown Stadium following home games. Players will be brought into the interview area as soon as possible.

Postgame availability on the road will be determined on gameday. Please see football contact Ryan Koslen for details.

AMERICAN ATHLETIC TELECONFERENCE

The American Athletic Conference will coordinate a weekly teleconference of the league's 11 head football coaches, beginning Monday, Aug. 25, and continuing each Monday through the 2014 season. Each coach will be available for 10 minutes. Media members who wish to access the teleconference should contact Chuck Sullivan at the American Athletic Conference for the phone number.

The call begins at 11 a.m. ET (10 a.m. CT), with the order of schools as follows:

EASTERN TIME	CENTRAL TIME	COACH
11 a.m.	10 a.m.	Conference news/award winners
11:10 a.m.	10:10 a.m.	June Jones, SMU
11:20 a.m.	10:20 a.m.	Bob Diaco, UConn
11:30 a.m.	10:30 a.m.	Ruffin McNeill, East Carolina
11:40 a.m.	10:40 a.m.	Bill Blankenship, Tulsa
11:50 a.m.	10:50 a.m.	Tony Levine, Houston
Noon	11 a.m.	Tommy Tuberville, Cincinnati
12:10 p.m.	11:10 a.m.	Willie Taggart, USF
12:20 p.m.	11:20 a.m.	Matt Rhule, Temple
12:30 p.m.	11:30 a.m.	Justin Fuente, Memphis
12:40 p.m.	11:40 a.m.	George O'Leary, UCF
12:50 p.m.	11:50 a.m.	Curtis Johnson, Tulane

For those who are not able to participate during the live teleconference, an archive of Monday's call will be available on the American Athletic Conference website at www.TheAmerican.org, normally within an hour of the call's completion.

PRESEASON NOTEBOOK

LEFELD PLACED ON OUTLAND LIST

- » OT Eric Lefeld was named to the Outland Trophy watch list.
- » The Outland Trophy is awarded to the best interior lineman on offense or defense in the country.
- » Lefeld was named a preseason First-Team All-American Athletic Conference selection by both Athlon Sports and Phil Steele Magazine earlier this summer and was on the preseason Outland list in 2013.
- » He was a 13-game starter in 2013 and a unanimous First-Team All-AAC selection. He was part of an offensive line unit that allowed only 12 sacks during the regular season, leading the American and tied for 11th best in the NCAA FBS.
- » Strong in the classroom as well, Lefeld earned the football team's C-Club Strothman Award for Academic Excellence, earning Academic All-AAC honors as well as his undergraduate degree in marketing in April 2014.

BOND APPEARS ON RIMINGTON LIST

- » Deyshawn Bond was tabbed for the 2014 Rimington Trophy Watch List. The Rimington Trophy, awarded annually to the top center in college football, features 64 of the best centers in Division I football on its spring watch list.
- » Bond, a redshirt sophomore, was thrust into a starting role during UC's 2013 training camp when incumbent Dan Sprague suffered a season-ending knee injury during non-contact drills. Bond started all 13 games for the Bearcats, helping UC to a 9-4 record and a Belk Bowl appearance.
- » UC's offensive line allowed only 17 sacks in 2013, leading the American Athletic Conference and ranking among the Top-25 nationally. The Bearcats also led the American in total offense (472.1) and rushing offense (168.3) with the offense totaling a school-record 6,137 yards.

CROWDED BACKFIELD

- » UC returns its top three rushers in Ralph David Abernathy IV (518 yards, five TDs), Hosey Williams (655 yards, four TDs) and Tion Green (412 yards, seven TDs).
- » Abernathy is on the depth chart at wide receiver, but will play more of a hybrid role.
- » Williams enters camp as the No. 1 back, but the competition remains open for the starting job.

LEGAUX ON THE MEND

- » QB quarterback Munchie Legaux underwent successful surgery on Friday, September 13 at UC Medical Center.
- » The Bearcats' Director of Orthopedic Services, Dr. Angelo Colosimo performed the operation to repair several ligaments in Legaux's injured left knee.
- » Legaux was injured with just over nine minutes remaining in the Illinois game on Saturday, Sept. 7, 2013. He had dropped back to pass and was tackled below the knees and his left leg bent awkwardly. The ensuing hyperextension of the knee resulted in injury to several ligaments. There were

no fractures or additional injuries.

- » At the time of the injury, the 6-5, 200 lb. signal caller had thrown for 237 yards and a touchdown while rushing for another 52 yards on the ground.
- » In 31 career games, Legaux has thrown for nearly 3,000 yards (2,847), going 205-for-396 with 20 touchdowns. He has averaged 5.5 yards per rush, adding seven TDs and 627 yards on the ground..
- » He received a fifth year of eligibility from the American Athletic Conference in March 2014.

SEEKING A SIGNAL CALLER

- » UC will open camp with the starting QB job up for grabs. Gunner Kiel enters camp as the No. 1 on the depth chart but he will be pushed by JC transfer Jarred Evans.
- » Senior Munchie Legaux, who has 14 starts and 31 game played, is coming off a devastating knee injury suffered last September. He is rehabbing, but not yet cleared for contact.
- » Taking Legaux's experience out of the mix, UC has one combined appearance from its five remaining QBs on the roster, walk-on Michael Colosimo against NW State a year ago.

UC QB EXPERIENCE ENTERING 2014

- » Munchie Legaux, Sr., 14 starts, 31 appearances
- » Hayden Moore, Fr., 0 starts, 0 appearances
- » Gunner Kiel, RS-So., 0 starts, 0 appearances
- » Jarred Evans, Jr. (JC transfer), 0 starts, 0 appearances
- » Michael Colosimo, Jr. (Walk-On), 0 starts, 1 appearance
- » Luke Wright, Fr. (Walk-On), 0 starts, 0 appearances

TAKING ON THE POWER 5

- » UC is 8-3 in its last 11 games versus teams from the Power 5 Conferences. Those conferences, which include the ACC, Big Ten, Big 12, Pac 12 and SEC, are the five with automatic qualifying berths into the new College Football Playoff, which begins in 2014.
- » During that span, UC has wins over schools from the ACC (Duke, NC State, Pittsburgh, Syracuse, Virginia Tech), Big Ten (Purdue) and SEC (Vanderbilt).

DATE	OPPONENT	SCORE
12/28/13	vs. North Carolina (Belk Bowl)	L, 39-17
9/7/13	at Illinois	L, 45-17
8/31/13	PURDUE	W, 42-7
12/27/12	vs. Duke (Belk Bowl)	W, 48-34
11/3/12	SYRACUSE	W, 35-24
9/29/12	vs. Virginia Tech (FedEx Field)	W, 27-24
9/6/12	PITTSBURGH	W, 34-10
12/31/11	vs. Vanderbilt (Liberty Bowl)	W, 31-24
11/26/11	at Syracuse	W, 30-3
11/12/11	WEST VIRGINIA (PBS)	L, 24-21
11/5/11	at Pittsburgh	W, 26-23
Home games in BOLD CAPS.		

COMPARING THE OFFENSE - NON-CONFERENCE PLAY (FROM THE PDJ FILES)

- » In four non-conference games in 2013, UC showed offensive balance with 891 yards rushing and 1,028 yards passing, an average of 479.8 yards per game, its best per-game average over the last seven seasons.

YEAR	G	PTS/GM	RUSH	PASS	TOTAL	YDS/GAME	YDS/PLAY	FUM	INT	TO
2007	5	46.4	965	1,300	2,265	453.0	6.3	3	4	7
2008	6	31.7	894	1,491	2,385	397.5	5.9	7	5	12
2009	5	42.4	545	1,552	2,097	419.4	6.7	1	2	3
2010	5	29.4	893	1,189	2,082	416.4	6.2	7	1	8
2011	5	45.0	1,104	1,096	2,200	440.0	6.3	3	3	6
2012	5	34.8	1,095	1,246	2,341	468.2	6.6	5	5	10
2013	4	34.8	891	1,028	1,919	479.8	6.4	4	5	9

BEARCATS IN THE NFL

With the 2014 NFL preseason soon to be underway, 24 former student-athletes dot active rosters.

NFL PLAYERS

NAME (Yrs. @ UC)	TEAM
Blake Annen (10-13)	Philadelphia
Connor Barwin (05-08)	Philadelphia
Armon Binns (07-10)	Miami
Brent Celek (03-06)	Philadelphia
Trent Cole (02-04)	Philadelphia
Sean Hooley (10-12)	St. Louis
Kevin Huber (07-08)	Cincinnati
John Hughes (08-11)	Cleveland
Brendon Kay (08-13)	Pittsburgh
Jason Kelce (07-10)	Philadelphia
Travis Kelce (09, 11-12)	Kansas City
Jeff Linkenbach (06-09)	Kansas City
Sam Longo (11-13)	Houston
Ricardo Mathews (06-09)	Houston
Anthony McClung (10-13)	Houston
Isaiah Pead (08-11)	St. Louis
Adrien Robinson (08-11)	New York Giants
JK Schaffer (08-11)	Cincinnati
Kenbrell Thompkins (11-12)	New England
Mike Windt (07-09)	San Diego
George Winn (08, 10-12)	Detroit
Derek Wolfe (08-11)	Denver

CANADIAN FOOTBALL LEAGUE PLAYERS

Maalik Bomar (09-12)	Calgary
Zach Collaros (08-11)	Hamilton
Mardy Gilyard (05, 07-09)	Montreal
Brandon Underwood (2008)	Toronto

NFL HEAD COACHES

NAME (@ UC; COACH/PLAYER)	TEAM
John Harbaugh (89-96; c)	Baltimore
Rex Ryan (96-97; c)	New York Jets
Mike Tomlin (99-00; c)	Pittsburgh

NFL ASSISTANTS (Former Players)

Blue Adams (98-02; p)	Miami
Bill Davis (85-88; p)	Philadelphia
Sam Gaines (93-96; p)	Denver
Chris Hewitt (93-96; p)	Baltimore
George Warhop (81-83; p & c)	Tampa Bay

NFL ASSISTANTS (Former Coaches)

Paul F. Boudreau (98-99; c)	St. Louis
Rick Christophel (83; c)	Arizona
Kevin Coyle (78-79; c)	Miami
Mark Duffner (77-80; c)	Miami
Paul Dunn (94-95; c)	Houston
Jeff Fitzgerald (85; c)	Indianapolis
Amos Jones (99-02; c)	Arizona
John Lovett (89-92, 13; c)	Philadelphia
Don Martindale (96-98; c)	Baltimore
Rick Minter (94-03; hc)	Philadelphia
Jerry Rosburg (92-95; c)	Baltimore
Dan Roushar (05-06; c)	New Orleans
Bill Sheridan (89-91; c)	Detroit
Mike Solari (81-82; c)	San Francisco
Craig Ver Steeg (90-93; c)	Baltimore
Larry Zierlein (97-00; c)	Arizona

DEEP THREAT

- » WR Mekale McKay's has averaged 30.3 yards per reception on (16 rec./485 yds.) along with seven TDs. All seven scores have come on throws of 15 yards or more (40, 22, 15, 62, 24, 66, 34).
- » McKay would have led the nation in yards per catch, but he did not meet the NCAA minimum of 2.0 rpg.
- » McKay set a career high with 124 yards receiving and three TDs at Rutgers. He had TD grabs of 24, 66 and 34 yards, two from Brendon Kay and one from Jordan Luallen.
- » He is the first UC player to catch three TDs in a game since Armon Binns did it at Louisville on Oct. 15, 2010.

THE AUSSIE

- » LB Lindsay Crook missed the 2013 season after tearing his left ACL in non-contact drills in UC's first practice.
- » The redshirt freshman from Australia's Gold Coast, an Olympic-level rugby player in Australia, had never played American football before coming to Cincinnati. He was a member of the Australian National Sevens Team since 2011 and gave up a chance to play for his home country in the 2016 Olympic Games.

MORRISON ALREADY A RECORD HOLDER?

- » Junior WR Max Morrison hauled in 289 catches during his high school career for 4,147 yards and 56 touchdowns.
- » Those numbers would top the UC all-time record for receptions (Gilyard/Goodman/Vann: 204), reception yards (Gilyard: 3,003) and receiving touchdowns (Gilyard: 25).
- » Morrison also has a UC historical tie as his late grandfather Joe played HB, QB and defense at UC from 1956-58 before playing in the NFL for the New York Giants and later serving as the head coach at the University of South Carolina.
- » Morrison's father Rick was a WR at Ball State and his uncle is former University of Michigan head coach Gary Moeller.

FAMILY LEGACY

- » Senior RB Ralph David Abernathy IV has a family name that should ring a historical bell.
- » Abernathy's late grandfather, Ralph Jr., was a leader in the American Civil Rights Movement, a minister and a close friend of Dr. Martin Luther King Jr.
- » His father, Ralph III is a former Georgia State Senator.

UC FAMILY TIES

- » This year's roster includes four Bearcats who followed in family footsteps to play for UC.

Brother Played at Cincinnati

- » Kevin Mouhon - Silverberry (DE, 2011-)
- » Silverberry Mouhon - Kevin (LB, 2014-)

Father Played at Cincinnati

- » Franklin Brusciannelli - Jack (LB, 1988-89)

Grandfather Played at Cincinnati

- » Max Morrison - Joe (RB, 1956-58)
- » Rob Rice - Doug (1962)

NFL FAMILY TIES

- » Cincinnati boasts three players on the roster who had immediate family members play in the NFL.
- » Jake Golic - Son of Mike, Houston, Philadelphia, Miami (1986-93); brother of Mike Jr., New Orleans (2014-).
- » EJ Junior IV - Son of EJ III, Arizona, Miami, Seattle, T.B. LB (1981-93).
- » Max Morrison - Grandfather Joe, NY Giants (1959-72).
- » Linden Stephens - Father Mac, Minnesota, NY Jets (1990-91).

IN GOOD COMPANY

- » UC Head Coach Tommy Tuberville picked up career win No. 140 on Nov. 23 with the Bearcats' 24-17 road victory at Houston.
- » Tuberville is one of 12 active NCAA FBS head coaches to have eclipsed the 140 win plateau.

ACTIVE FBS COACHES WITH 140+ WINS

COACH, SCHOOL	WINS
Frank Beamer, Virginia Tech	265
Steve Spurrier, South Carolina	218
Brian Kelly, Notre Dame	208
Bill Snyder, Kansas State.....	177
Gary Pinkel, Missouri	174
Larry Blakeney, Troy.....	173
Nick Saban, Alabama.....	165
Bob Stoops, Oklahoma.....	159
Paul Johnson, Georgia Tech	154
Terry Bowden, Akron.....	145
Jerry Kill, Minnesota.....	144
Tommy Tuberville, Cincinnati.....	140

FORBES MAGAZINE RECOGNIZES UC FOOTBALL

- » Forbes Magazine recently named UC college football's most cost efficient team. UC's three-year average football expenses of \$40.2 million break down to a cost of 1,463,280 per win. Over the past three seasons, only 12 teams have won more games and only four schools spent less than UC.

DOUBLE DUTY

- » UC radio voice Dan Hoard has added duties as the play-by-play broadcaster of the NFL's Cincinnati Bengals.
- » He joins Bill Hillgrove (Pittsburgh Panthers & Steelers) and Gene Deckerhoff (Florida State/Tampa Bay Buccaneers) as the only broadcasters in the country to handle radio play-by-play duties for both an NCAA FBS and NFL team.
- » Michigan's Jim Brandstatter is the color analyst on both Wolverines and Detroit Lions broadcasts while ESPN's Dave Pasch (Arizona Cardinals) and Bob Wischusen (NY Jets) are NFL play-by-play voices.
- » Hoard's radio partner with the Cincinnati Bengals, Dave Lapham, calls college football games for FOX Sports.

TAKE ME TO HIGHER GROUND

- » For the past 14 years, the UC football has called the Higher Ground Conference and Retreat Center in West Harrison, Ind., its preseason training home.
- » The 280-acre facility is located about 30 miles from campus

and has served as the Bearcats training camp location since the lead up to the 1999 season.

- » Among many amenities, Higher Ground features a pair of 100-yard FieldTurf practice fields, ample living and meeting spaces and no distractions from football.

OLD RIVALS

- » The Miami-Cincinnati series ranks fifth on the list of most-played rivalries in college football and is the oldest Division I rivalry west of the Allegheny Mountains.
- » After the 2010-12 NCAA conference realignment led to the end of several historic rivalries, it is now the most-played currently active rivalry involving schools from the same state, and also holds the same distinction among inter-conference rivalries. Of the more than thirty college football rivalries that include at least 89 games, none is older than Miami vs. Cincinnati.
- » Overall, it is the second-oldest rivalry in the NCAA FBS, starting in 1888. The Michigan-Notre Dame rivalry predates UC-Miami by one year (1887).

TRICKERATION

- » During the first half at Rutgers in 2013, UC successfully ran two WR passes, one for a TD, a surprise onside kick and fake punt.

GOING BOWLING IN A NEW WAY

- » Under the new postseason structure in place for the 2014 season, American Athletic Conference teams would have the opportunity to participate in the four-team College Football Playoff if chosen by the CFP Selection Committee.
- » If the American champion finishes as the highest-ranked team among the champions of Conference USA, the Mountain West Conference, the Mid-American Conference and the Sun Belt Conference, but does not qualify for the College Football Playoff, then it would participate in one of the three Host Bowls that will comprise part of the CFP rotation – the AT&T Cotton Bowl Classic, the Chick-fil-A Peach Bowl or the Tostitos Fiesta Bowl.
- » Beyond the access to the College Football Playoff, bowl affiliation for the 2014 season is as follows. The first five bowls listed will be part of a pool from which the Conference will place its teams. Bowl games will be placed based on best fit for the Conference and its membership.
- » In addition to the conference's primary bowl affiliations, The American holds secondary partnerships with the AutoZone Liberty Bowl in Memphis, Tenn., the Duck Commander Independence Bowl in Shreveport, La., and the San Diego County Credit Union Poinsettia Bowl in San Diego.

2014 AMERICAN BOWL TIE-INS

- » Birmingham Bowl (Birmingham, Ala. – vs. SEC)
- » Bitcoin St. Petersburg Bowl (St. Petersburg, Fla. – vs. ACC)
- » Miami Beach Bowl (Miami, Fla. – vs. BYU)
- » Military Bowl presented by Northrop Grumman (Annapolis, Md. – vs. ACC)
- » Lockheed Martin Armed Forces Bowl (Fort Worth, Texas)

» BY THE NUMBERS

26

- » The Bearcats finished the 2013 Belk Bowl with 349 yards of offense, the 26th-straight game with 340 or more yards of total offense.

.696

- » Over his last 32 quarters (fourth quarter at USF) at UC, QB Brendon Kay completed 203 of 305 passes (.696) for 2,611 yards and 17 TDs.

30.3

- » WR Mekale McKay's has averaged 30.3 yards per reception on (16 rec./485 yds.) along with seven TDs. All seven scores have come on throws of 15 yards or more (40, 22, 15, 62, 24, 66, 34).

NIPPERT STADIUM RENOVATION & EXPANSION



Construction on the \$86-million, privately funded Nippert Stadium Renovation & Expansion began in mid-December 2013 and be completed in August of 2015.

The expanded renovation focuses on both the east and west side of the stadium and will increase the stadium's capacity to approximately 40,000. On the west side, a new press box structure will be built, adding suites, scholarship club seats and loge boxes/patio suites. The west concourse will also be renovated, including concession stands and restrooms. Changes on the east side include expanded concessions and restroom offerings, including the building of skywalks to connect the upper deck with the gameday plaza on O'Varsity Way.

The new west-side structure will be approximately one and one-half stories taller than the current press box and approximately 130 yards long. The curvature of the facility will match that of the upper deck on the east side of the stadium and contain four levels; a press and operations level, suite level, scholarship club level, and patio suites mezzanine level.

The allotment of founders' suites was sold out during the silent phase of the campaign however premium seating options in the Scholarship Club Seats are still available to all fans.

Design work for the project is ongoing and final renderings, including projected concepts for the east side changes, will be released as they become available.

Entering its 112th season, Nippert Stadium is the venerable home of the University of Cincinnati football team and provides the Bearcats with one of the best home-field environments in college football.

USA Today recently named Nippert as the best home-field venue in the former BIG EAST Conference and ESPN's Scott Van Pelt cited Nippert as a 'one of the gems of college football.'

Construction began on Nippert Stadium in 1915 and was completed in 1924. UC has used the Nippert site as a playing field since 1901, making it the second-oldest playing site in the nation for college football behind Penn's Franklin Field (1895).

Nippert Stadium's current press box was built in 1992 and since that time, approximately 72 of the 76 BCS schools have made major renovations to their football stadiums or premium seating areas.

UC will play the 2014 season downtown at Paul Brown Stadium and return to Nippert for the 2015 season, the 100th anniversary of original construction on the facility.

Working in conjunction with the University of Cincinnati Office of Planning, Design and Construction, the Architect of Record for the project is Heery International. Heery's sports facilities specialists have completed more than 220 stadium and arena projects worth more than \$3 billion. Heery's broad sports portfolio includes colleges and universities of all sizes for whom the firm has completed arenas, team facilities, tennis and soccer stadiums, natatoriums and practice fields and arenas.

Among the firm's clients are Big Ten, MAC, ACC, SEC, Big 12, Pac 12 and Big East conference teams. Signature sports facilities in Heery's portfolio include Darrell K Royal-Texas Memorial Stadium (University of Texas), Donald W. Reynolds Razorback Stadium (University of Arkansas), the 1996 Olympic Stadium/Turner Field and the Georgia Dome.

Architecture Research Office will serve as the design architect. Architecture Research Office (ARO) is the New York City firm whose work includes projects at the University of Michigan, Brown University and Princeton University.

The construction manager will be Turner Construction Company, a North America-based, international company, whose work includes projects at the University of Florida, Massachusetts Institute of Technology and Yale University.

For more information about the project and to access the updated renderings, please click here: <http://www.gobearcats.com/nippert>.

THURSDAY, AUGUST 28

Tulane at Tulsa * 8 p.m., CBSSN
 Temple at Vanderbilt..... 9:15 p.m., SEC Network

FRIDAY, AUGUST 29

Brigham Young at UConn * 8 p.m., ESPN
 Texas-San Antonio at Houston 9 p.m., ESPN

SATURDAY, AUGUST 30

UCF vs. Penn State 1 8:30 a.m., ESPN2
 Austin Peay at Memphis 7 p.m., ESPN3
 Western Carolina at USF 7 p.m., ESPN3
 North Carolina Central at East Carolina 8 p.m., ESPNNews

SUNDAY, AUGUST 31

SMU at Baylor 7:30 p.m., FS1

SATURDAY, SEPTEMBER 6

Stony Brook at UConn Noon, SNY
 SMU at North Texas Noon, FSN
 Oklahoma at Tulsa Noon, ABC/ESPN/ESPN2
 Maryland at USF 3:30 p.m., CBSSN
 Georgia Tech at Tulane 4 p.m., ESPNNews
 East Carolina at South Carolina 7 p.m., E2/EU
 Grambling at Houston 8 p.m., ESPN3
 Memphis at UCLA 10 p.m., Pac-12 Network
 Navy at Temple

THURSDAY, SEPTEMBER 11

Houston at Brigham Young 9 p.m., ESPN

FRIDAY, SEPTEMBER 12

Toledo at Cincinnati 7 p.m., ESPN

SATURDAY, SEPTEMBER 13

Boise State at UConn Noon, ABC/ESPN/ESPN2
 UCF at Missouri Noon, SEC Network
 East Carolina at Virginia Tech Noon, ABC/E/E2
 North Carolina State at USF 3:30 p.m., CBSSN
 Tulsa at Florida Atlantic 7 p.m., FCS
 Southeastern Louisiana at Tulane 8 p.m., ESPN3

FRIDAY, SEPTEMBER 19

UConn at USF * 8 p.m., ESPN/ESPN2

SATURDAY, SEPTEMBER 20

Delaware State at Temple 1 p.m., ESPN3
 Bethune-Cookman at UCF 6 p.m., ESPN3
 Miami (Ohio) at Cincinnati
 North Carolina at East Carolina
 UNLV at Houston
 Middle Tennessee at Memphis
 Texas A&M at SMU
 Tulane at Duke

SATURDAY, SEPTEMBER 27

Cincinnati at Ohio State 6 p.m., BTN
 Temple at UConn *
 Memphis at Mississippi
 TCU at SMU
 USF at Wisconsin
 Tulane at Rutgers
 Texas State at Tulsa

THURSDAY, OCTOBER 2

UCF at Houston * 7 p.m., ESPN

SATURDAY, OCTOBER 4

Memphis at Cincinnati *
 SMU at East Carolina *
 Tulsa at Colorado State

THURSDAY, OCTOBER 9

Brigham Young at UCF 7:30 p.m., ESPN

SATURDAY, OCTOBER 11

Cincinnati at Miami (Fla.)
 UConn at Tulane *
 East Carolina at USF *
 Houston at Memphis *
 Tulsa at Temple *

FRIDAY, OCTOBER 17

Temple at Houston * 9 p.m., ESPN

SATURDAY, OCTOBER 18

Tulane at UCF *
 Cincinnati at SMU *
 USF at Tulsa *

THURSDAY, OCTOBER 23

UConn at East Carolina * 7 p.m., ESPN

FRIDAY, OCTOBER 24

USF at Cincinnati * 7 p.m., ESPN/ESPN2

SATURDAY, OCTOBER 25

Temple at UCF *
 Memphis at SMU *

FRIDAY, OCTOBER 31

Cincinnati at Tulane * 8 p.m., ESPN2/ESPN
 Tulsa at Memphis * 8 p.m., ESPN2/ESPN

SATURDAY, NOVEMBER 1

UCF at UConn *
 East Carolina at Temple *
 Houston at USF *

FRIDAY, NOVEMBER 7

Memphis at Temple * 7:30 p.m., ESPN

SATURDAY, NOVEMBER 8

UConn at Army 2 3:30 p.m., CBSSN
 Tulane at Houston *
 SMU at Tulsa *

THURSDAY, NOVEMBER 13

East Carolina at Cincinnati * 7 p.m., ESPN2

FRIDAY, NOVEMBER 14

Tulsa at UCF * 8 p.m., ESPN2

SATURDAY, NOVEMBER 15

Memphis at Tulane *
 USF at SMU *
 Temple at Penn State

SATURDAY, NOVEMBER 22

SMU at UCF *
 Cincinnati at UConn *
 Tulane at East Carolina *
 Tulsa at Houston *

USF at Memphis *

FRIDAY, NOVEMBER 28

UCF at USF *
 East Carolina at Tulsa *
 Houston at SMU *

SATURDAY, NOVEMBER 29

Cincinnati at Temple *
 UConn at Memphis *

THURSDAY, DECEMBER 4

UCF at East Carolina * ESPN

SATURDAY, DECEMBER 6

Houston at Cincinnati *
 SMU at UConn *
 Temple at Tulane *

* American Athletic Conference game
 1 Croke Park Classic, Dublin, Ireland
 2 Yankee Stadium, Bronx, N.Y.

All times Eastern; all dates and times subject to change

Additional television listings will be announced as they become available

2014 UNIVERSITY OF CINCINNATI FOOTBALL

NUMERICAL ROSTER

No.	Name	Pos.	Ht.	Wt.	Cl.	Ex.	Hometown/High School/Last School
+ 1	Ralph David Abernathy IV	WR	5-7	161	Sr.	3L	Atlanta, Ga./Westminster School
+ 1	Jeff Luc *	LB	6-1	256	Sr.	1L	Port St. Lucie, Fla./Treasure Coast/Fla. St.
+ 2	Tyrell Gilbert	S	6-1	200	Fr.	HS	Cincinnati, Ohio/Princeton
+ 2	Mekale McKay	WR	6-6	195	Jr.	1L	Louisville, Ky./Moore/Arkansas
+ 3	Johnny Holton	WR	6-3	190	Jr.	JC	Miami, Fla./Coconut Grove/College of Dupage
+ 3	Howard Wilder	CB	5-11	180	Sr.	1L	Sea Pleasant, Md./Eleanor Roosevelt/Pierce CC
4	Munchie Legaux *	QB	6-5	200	Sr.	3L	New Orleans, La./Edna Karr
5	Mike Tyson	S	6-2	200	So.	1L	Norfolk, Va./Lake Taylor/Hargrave Military
6	Clemente Casseus ^	LB	6-1	227	Sr.	2L	Miami Fla./Everglades
+ 7	Aaron Brown *	CB	5-11	172	Fr.	RS	Miami, Fla./Northwestern
+ 7	Tion Green	RB	6-0	220	Jr.	2L	Sanford, Fla./Lake Brantley
+ 8	Casey Gladney	WR	6-2	185	Jr.	JC	Columbia, S.C./Columbia/Copiah Lincoln CC
+ 8	Adrian Witty *	CB	5-10	187	Sr.	3L	Deerfield Beach, Fla./Deerfield Beach
+ 9	Hayden Moore	QB	6-3	193	Fr.	HS	Clay, Ala./Clay-Chalkville
+ 9	Leviticus Payne	CB	5-9	183	Jr.	2L	Southfield, Mich./Southfield
+ 10	Darren Doston	S	6-2	195	Sr.	SQ	Daytona Beach, Fla./Seabreeze/Coll. of the Sequoias
+ 10	Jake Golic ^	TE	6-4	245	Sr.	TR	W. Hartford, Conn./NW Catholic/Notre Dame
+ 11	John James ^ *	CB	5-11	175	Jr.	JC	Cleveland, Ohio/John Adams/Butler County CC
+ 11	Gunner Kiel *	QB	6-4	208	So.	SQ	Columbus, Ind./East/Notre Dame
12	Jarred Evans	QB	6-2	190	Jr.	JC	Queens, N.Y./West High/Santa Barbara CC
+ 13	Grant Coleman ^	CB	5-11	162	So.	1L	Columbus, Ohio/Reynoldsburg
+ 13	Luke Wright ^	QB	6-4	210	Fr.	HS	Atlanta, Ga./Holy Innocents' Episcopal
+ 14	Tony Miliano *	K	6-2	195	Sr.	3L	North Bend, Ohio/Elder
+ 14	JJ Pinckney	CB	6-3	185	Fr.	HS	Sylvania, Ohio/Southview
15	Chris Moore *	WR	6-1	190	Jr.	2L	Tampa, Fla./Thomas Jefferson
+ 16	Michael Colosimo ^ *	QB	6-2	216	Jr.	SQ	Fort Mitchell, Ky./Beechwood
+ 16	Andrew Gantz ^ *	K	5-9	158	Fr.	RS	Dayton, Ohio/Centerville
17	Jeremy Graves	S	6-2	190	Jr.	2L	Cleveland, Ohio/Maple Heights
18	Tyler Cogswell *	TE	6-4	248	Fr.	RS	Coral Springs, Fla./American Heritage
19	Shaq Washington *	WR	5-9	174	Jr.	2L	Maple Hts., Ohio/Maple Hts.
+ 20	Carter Jacobs	S	6-1	193	Fr.	HS	Fort Lauderdale, Fla./American Heritage
+ 20	Tshumbi Johnson * #	WR	5-11	175	Fr.	RS	Immokalee, Fla./Immokalee
+ 21	Rod Moore	RB	5-10	176	Sr.	1L	Bastrop, La./Bastrop/East Mississippi CC
+ 21	Davon Witherspoon	CB	6-3	200	Fr.	HS	Miami, Fla./McArthur
22	Zach Edwards	S	5-11	186	So.	1L	Middletown, Ohio/Middletown
+ 23	Hosey Williams	RB	5-9	199	Sr.	1L	Miami, Fla./Southridge/ASA College
+ 23	Eric Wilson *	LB	6-2	225	So.	SQ	Redford, Mich./Thurston/Northwestern
24	John Lloyd ^ *	P	6-2	237	Sr.	1L	Cincinnati, Ohio/CHCA
+ 25	Rob Rice ^ * #	RB	5-10	182	Jr.	1L	Cincinnati, Ohio/McNicholas
+ 25	Alex Thomas	CB	6-1	185	Fr.	HS	Hollywood, Fla./Chaminade Madonna
+ 26	Bobby Brown ^	RB	6-0	200	Fr.	HS	Cincinnati, Ohio/Lakota East
27	Mike Boone	RB	5-10	205	Fr.	HS	Macclenny, Fla./Baker County
29	Andre Jones *	S	6-1	197	So.	1L	Cincinnati, Ohio/Colerain
+ 30	Chad Banschbach ^ *	WR	5-9	185	Fr.	RS	Lawrenceburg, Ind./Lawrenceburg
+ 30	Chris Murphy %	CB	5-10	180	Fr.	TR	Marietta, Ga./Lassiter/Arkansas
31	Isaac Little ^	LB	6-3	205	Fr.	HS	Bluffton, Ohio/Bluffton
32	Linden Stephens	CB	6-0	185	Fr.	HS	Euclid, Ohio/Euclid/Fork Union Military
+ 33	Kyle Taubenheim ^ *	RB	5-10	160	Sr.	SQ	Proctorville, Ohio/Fairland
+ 33	Solomon Tentman *	LB	6-2	237	Sr.	3L	Cincinnati, Ohio/Roger Bacon
34	Tyler Hill ^	LS	6-3	255	Fr.	HS	Buffalo, N.Y./St. Joseph Collegiate
38	Mason Antoun ^ *	LB	6-1	225	Jr.	SQ	Cincinnati, Ohio/Reading
38	Lindsay Crook *	FB	6-2	222	Fr.	RS	Gold Coast, Australia/Southport School
39	EJ Junior IV *	FB	6-0	222	So.	SQ	Middletown, Ohio/Middletown
40	Kevin Brown	LB	6-1	206	Jr.	2L	Indianapolis, Ind./Lawrence Central
41	Kevin Hyland ^ *	LB	6-2	230	Jr.	1L	Cincinnati, Ohio/Elder
43	Nick Temple	LB	5-10	224	Sr.	3L	Indianapolis, Ind./Warren Central
45	Ey'Shawn McClain *	LB	6-1	234	So.	SQ	Jacksonville, Fla./Raines
47	Landon Brazile	DE	6-6	230	Fr.	HS	Dayton, Ohio/Thurgood Marshall

No.	Name	Pos.	Ht.	Wt.	Cl.	Ex.	Hometown/High School/Last School
48	Kevin Mouhon	LB	6-2	225	Fr.	HS	Norcross, Ga./Norcross
50	Alex Pace *	DT	6-2	282	So.	SQ	Cleveland, Ohio/Ginn Academy
51	Kimoni Fitz	DE	6-4	230	Fr.	HS	Ringgold, Va./Dan River
52	Keith Minor	DT	6-5	250	Fr.	HS	Tyler, Texas/Chapel Hill
53	Franklin Brusciannelli ^ *	LB	6-0	221	So.	SQ	Woodridge, Ill./Montini Catholic
54	Ja'Merez Bowen	DT	6-4	270	Fr.	HS	Cleveland, Ohio/Shaker Heights
54	Luke Callahan	OL	6-5	278	Fr.	HS	Powell, Ohio/Olentangy Liberty
55	Marcus Tappen	LB	6-2	235	So.	JC	Pasadena, Calif./La Salle/Glendale CC
56	Dominic Mainello *	OL	6-3	280	Sr.	1L	Fort Mitchell, Ky./Beechwood
56	Mark Wilson *	DE	6-3	225	Fr.	RS	Hampton, Va./Phoebus
58	Sam Geraci ^ *	P	6-4	217	Fr.	RS	Cincinnati, Ohio/Moeller
58	Chad West *	OL	6-6	262	Jr.	1L	Perry, Ohio/Perry
59	Deyshawn Bond *	OL	6-2	287	So.	1L	Indianapolis, Ind./Warren Central
61	Kirk Willis ^ *	LS	6-2	235	Jr.	2L	Granville, Ohio/Granville
62	Cory Keebler	OL	6-7	294	Sr.	3L	Liberty Township, Ohio/Lakota East
63	Chris Ferguson	OL	6-4	275	Fr.	HS	Nassau, Bahamas/Lake Nona
64	Will Steur ^ *	OL	6-4	303	Fr.	RS	Cincinnati, Ohio/Madeira
65	Tyreek Burwell ^ *	OL	6-5	286	Sr.	SQ	Huntington Str., NY./Walt Whitman/SUNY Cortland
66	David Niehaus ^ *	OL	6-1	288	Fr.	RS	Cincinnati, Ohio/Colerain
67	Kyle Williamson *	OL	6-5	281	Fr.	RS	Madiera, Ohio/Madiera
68	Jeff Duncan ^	OL	6-6	270	Fr.	HS	Kettering, Ohio/Fairmont
69	Brendan Gordon ^ %	OL	6-4	295	Jr.	TR	Cincinnati, Ohio/Winton Woods/Georgetown Coll.
70	Brandon Mitchell *	DT	6-2	308	Jr.	1L	Cincinnati, Ohio/Withrow
71	Eric Lefeld *	OL	6-6	309	Sr.	3L	Coldwater, Ohio/Coldwater
72	Garrett Campbell ^ *	OL	6-5	308	Fr.	RS	Cincinnati, Ohio/St. Xavier
73	Ryan Leahy *	OL	6-6	282	So.	1L	Cincinnati, Ohio/LaSalle
74	Justin Murray *	OL	6-5	294	Jr.	1L	Cincinnati, Ohio/Sycamore
75	Kevin Schloemer *	OL	6-7	312	Sr.	2L	Liberty Township, Ohio/Lakota West
76	Korey Cunningham *	OL	6-5	254	Fr.	RS	Montevallo, Ala./Montevallo
77	John Kurtz	OL	6-5	258	Fr.	HS	Louisville, Ky./St. Xavier
78	Parker Ehinger *	OL	6-7	292	Jr.	2L	Rockford, Mich./Rockford
79	Ryan Stout	OL	6-5	265	Fr.	HS	Sylvania, Ohio/Southview
80	Alex Chisum *	WR	6-3	195	Jr.	2L	Fayetteville, Ga./Sandy Creek
81	DJ Dowdy *	TE	6-4	241	So.	1L	Akron, Ohio/North
82	Max Morrison *	WR	6-1	173	Jr.	2L	Kenton, Ohio/Kenton
83	Tyson Holden ^	WR	5-10	160	Fr.	HS	Gahanna, Ohio/Lincoln
84	Nate Cole *	WR	6-1	193	So.	1L	Memphis, Tenn./Mitchell
85	Jeremy Dollin ^	TE	6-4	245	Sr.	TR	Cincinnati, Ohio/Indian Hill/Virginia
88	Shai Alonzo *	TE	6-4	218	So.	1L	Duquesne, Pa./Woodland Hills
87	Justin Sawmiller ^	WR	6-1	185	Fr.	HS	Kenton, Ohio/Kenton
90	Camaron Beard *	DE	6-5	287	Sr.	3L	Indianapolis, Ind./Cathedral
91	Hakeem Allonce	DT	6-5	290	Jr.	JC	Brooklyn, N.Y./Eleanor Roosevelt/Pierce CC
92	Silverberry Mouhon *	DE	6-4	248	Jr.	2L	Norcross, Ga./Norcross
93	Brad Harrah *	DE	6-5	258	Sr.	2L	Marion, Ohio/Marion Pleasant
94	Chris Burton *	DT	6-3	272	Fr.	RS	Danville, Va./George Washington
95	Terrell Hartsfield	DE	6-3	246	Sr.	1L	Raleigh, N.C./Rolesville/Copiah-Lincoln CC
96	Cortez Broughton	DT	6-3	280	Fr.	HS	Warner Robins, Ga./Veterans
97	Sione Tongamoa	DT	6-1	290	Jr.	JC	N. Hollywood, Calif./Polytechnic/Merced College
99	Jerrell Jordan	DE	6-3	248	Sr.	1L	Altavista, Va./Altavista/Copiah-Lincoln CC

+ - Double Number; ^ - Walk-On; * - Has utilized redshirt year; # - Injured; % - Not eligible due to NCAA transfer regulations.

2014 UNIVERSITY OF CINCINNATI FOOTBALL

ALPHABETICAL ROSTER

No.	Name	Pos.	Ht.	Wt.	Cl.	Ex.	Hometown/High School/Last School
+ 1	Ralph David Abernathy IV	WR	5-7	161	Sr.	3L	Atlanta, Ga./Westminster School
91	Hakeem Allonce	DT	6-5	290	Jr.	JC	Brooklyn, N.Y./Eleanor Roosevelt/Pierce CC
88	Shai Alonzo *	TE	6-4	218	So.	1L	Duquesne, Pa./Woodland Hills
38	Mason Antoun ^ *	LB	6-1	225	Jr.	SQ	Cincinnati, Ohio/Reading
30	Chad Banschbach ^ *	WR	5-9	185	Fr.	RS	Lawrenceburg, Ind./Lawrenceburg
90	Camaron Beard *	DE	6-5	287	Sr.	3L	Indianapolis, Ind./Cathedral
59	Deyshawn Bond *	OL	6-2	287	So.	1L	Indianapolis, Ind./Warren Central
27	Mike Boone	RB	5-10	205	Fr.	HS	Macedonny, Fla./Baker County
54	Ja'Merez Bowen	DT	6-4	270	Fr.	HS	Cleveland, Ohio/Shaker Heights
47	Landon Brazile	DE	6-6	230	Fr.	HS	Dayton, Ohio/Thurgood Marshall
96	Cortez Broughton	DT	6-3	280	Fr.	HS	Warner Robins, Ga./Veterans
+ 7	Aaron Brown *	CB	5-11	172	Fr.	RS	Miami, Fla./Northwestern
26	Bobby Brown ^	RB	6-0	200	Fr.	HS	Cincinnati, Ohio/Lakota East
40	Kevin Brown	LB	6-1	206	Jr.	2L	Indianapolis, Ind./Lawrence Central
53	Franklin Brusciannelli ^ *	LB	6-0	221	So.	SQ	Woodridge, Ill./Montini Catholic
94	Chris Burton *	DT	6-3	272	Fr.	RS	Danville, Va./George Washington
65	Tyreek Burwell ^ *	OL	6-5	286	Sr.	SQ	Huntington Str., N.Y./Walt Whitman/SUNY Cortland
54	Luke Callahan	OL	6-5	278	Fr.	HS	Powell, Ohio/Olentangy Liberty
72	Garrett Campbell ^ *	OL	6-5	308	Fr.	RS	Cincinnati, Ohio/St. Xavier
6	Clemente Casseus ^	LB	6-1	227	Sr.	2L	Miami Fla./Everglades
80	Alex Chisum *	WR	6-3	195	Jr.	2L	Fayetteville, Ga./Sandy Creek
18	Tyler Cogswell *	TE	6-4	248	Fr.	RS	Plantation, Fla./American Heritage
84	Nate Cole *	WR	6-1	193	So.	1L	Memphis, Tenn./Mitchell
+ 13	Grant Coleman ^	CB	5-11	162	So.	1L	Columbus, Ohio/Reynoldsburg
16	Michael Colosimo ^ *	QB	6-3	216	Jr.	SQ	Fort Mitchell, Ky./Beachwood
38	Lindsay Crook *	FB	6-2	222	Fr.	RS	Gold Coast, Australia/Southport School
76	Korey Cunningham *	OL	6-5	254	Fr.	RS	Montevallo, Ala./Montevallo
85	Jeremy Dollin ^	TE	6-4	245	Sr.	TR	Cincinnati, Ohio/Indian Hill/Virginia
+ 10	Darren Doston	S	6-2	195	Sr.	SQ	Daytona Beach, Fla./Seabreeze/Coll. of the Sequoias
81	DJ Dowdy *	TE	6-4	241	So.	1L	Akron, Ohio/North
68	Jeff Duncan ^	OL	6-6	270	Fr.	HS	Kettering, Ohio/Fairmont
22	Zach Edwards	S	5-11	186	So.	1L	Middletown, Ohio/Middletown
78	Parker Ehinger *	OL	6-7	292	Jr.	2L	Rockford, Mich./Rockford
12	Jarred Evans	QB	6-2	190	Jr.	JC	Queens, N.Y./West High/Santa Barbara CC
63	Chris Ferguson	DT	6-4	275	Fr.	HS	Orlando, Fla./Lake Nona
51	Kimoni Fitz	DE	6-4	230	Fr.	HS	Ringgold, Va./Dan River
16	Andrew Gantz ^ *	K	5-9	158	Fr.	RS	Dayton, Ohio/Centerville
58	Sam Geraci ^ *	P	6-2	212	Fr.	RS	Cincinnati, Ohio/Moeller
+ 2	Tyrell Gilbert	S	6-1	200	Fr.	HS	Cincinnati, Ohio/Princeton
+ 8	Casey Gladney	WR	6-2	185	Jr.	JC	Columbia, S.C./Columbia/Copiah Lincoln CC
+ 10	Jake Golc ^	TE	6-4	245	Sr.	TR	W. Hartford, Conn./NW Catholic/Notre Dame
69	Brendan Gordon ^ %	OL	6-4	295	Jr.	TR	Cincinnati, Ohio/Winton Woods/Georgetown College
17	Jeremy Graves	S	6-2	190	Jr.	2L	Cleveland, Ohio/Maple Heights
+ 7	Tion Green	RB	6-0	220	Jr.	2L	Sanford, Fla./Lake Brantley
93	Brad Harrah *	DE	6-5	258	Sr.	2L	Marion, Ohio/Marion Pleasant
95	Terrell Hartsfield	DE	6-3	246	Sr.	1L	Raleigh, N.C./Rolesville/Copiah-Lincoln CC
34	Tyler Hill ^	LS	6-3	240	Fr.	HS	Buffalo, N.Y./St. Joseph Collegiate
24	Tyshon Holden ^	CB	5-10	160	Fr.	HS	Gahanna, Ohio/Lincoln
+ 3	Johnny Holton	WR	6-3	190	Jr.	JC	Miami, Fla./Coral Gables/College of Dupage
41	Kevin Hyland ^ *	LB	6-2	230	Jr.	1L	Cincinnati, Ohio/Elder
20	Carter Jacobs	S	6-1	193	Fr.	HS	Fort Lauderdale, Fla./American Heritage
+ 11	John James ^ *	CB	5-11	175	Jr.	JC	Cleveland, Ohio/John Adams/Butler County CC
20	Tshumbi Johnson * #	WR	5-11	175	Fr.	RS	Immokalee, Fla./Immokalee
29	Andre Jones *	S	6-1	197	So.	1L	Cincinnati, Ohio/Colerain
99	Jerrell Jordan	DE	6-3	248	Sr.	1L	Altavista, Va./Altavista/Copiah-Lincoln CC
39	EJ Junior IV *	FB	6-0	222	So.	SQ	Middletown, Ohio/Middletown
62	Cory Keebler	OL	6-7	294	Sr.	3L	Liberty Township, Ohio/Lakota East
+ 11	Gunner Kiel *	QB	6-4	208	So.	SQ	Columbus, Ind./East/Notre Dame
77	John Kurtz	OL	6-5	258	Fr.	HS	Louisville, Ky./St. Xavier
73	Ryan Leahy *	OL	6-6	282	So.	1L	Cincinnati, Ohio/LaSalle
71	Eric Lefeld *	OL	6-6	309	Sr.	3L	Coldwater, Ohio/Coldwater
4	Munchie Legaux *	QB	6-5	200	Sr.	3L	New Orleans, La./Edna Karr
31	Issac Little ^	LB	6-3	205	Fr.	HS	Bluffton, Ohio/Bluffton
24	John Lloyd ^ *	P	6-2	237	Sr.	1L	Cincinnati, Ohio/CHCA
+ 1	Jeff Luc *	LB	6-1	251	Sr.	1L	Port St. Lucie, Fla./Treasure Coast/Fla. St.
60	Christian Lucas ^	OL	6-2	310	Jr.	JC	Corpus Christi, Texas/Carroll/College of the Canyons
56	Dominic Mainello *	OL	6-3	280	Sr.	1L	Fort Mitchell, Ky./Beechwood
45	Ey'Shawn McClain *	LB	6-1	234	So.	SQ	Jacksonville, Fla./Raines
+ 2	Mekale McKay	WR	6-6	195	Jr.	1L	Louisville, Ky./Moore/Arkansas
+ 14	Tony Miliano *	K	6-2	186	Sr.	3L	North Bend, Ohio/Elder
52	Keith Minor	DT	6-5	250	Fr.	HS	Tyler, Texas/Chapel Hill
70	Brandon Mitchell *	DT	6-2	308	Jr.	1L	Cincinnati, Ohio/Withrow
15	Chris Moore *	WR	6-1	190	Jr.	2L	Tampa, Fla./Thomas Jefferson
+ 9	Hayden Moore	QB	6-3	193	Fr.	HS	Clay, Ala./Clay-Chalkville
21	Rod Moore	RB	5-10	176	Sr.	1L	Bastrop, La./Bastrop/East Mississippi CC
82	Max Morrison *	WR	6-1	173	Jr.	2L	Kenton, Ohio/Kenton
48	Kevin Mouhon	LB	6-2	225	Fr.	HS	Norcross, Ga./Norcross
92	Silverberry Mouhon *	DE	6-4	248	Jr.	2L	Norcross, Ga./Norcross
+ 30	Chris Murphy %	CB	5-10	180	Fr.	TR	Marietta, Ga./Lassiter/Arkansas
74	Justin Murray *	OL	6-5	294	Jr.	1L	Cincinnati, Ohio/Sycamore
66	David Niehaus ^ *	OL	6-1	288	Fr.	RS	Cincinnati, Ohio/Colerain
50	Alex Pace *	DT	6-2	282	So.	SQ	Cleveland, Ohio/Ginn Academy
+ 9	Leviticus Payne	CB	5-9	183	Jr.	2L	Southfield, Mich./Southfield
+ 14	JJ Pinckney	CB	6-3	185	Fr.	HS	Sylvania, Ohio/Southview
+ 25	Rob Rice ^ * #	RB	5-10	182	Jr.	1L	Cincinnati, Ohio/McNicholas
26	Trent Rogers ^	CB	5-11	170	Fr.	HS	Cincinnati, Ohio/Lakota West
87	Justin Sawmiller ^	WR	6-1	185	Fr.	HS	Kenton, Ohio/Kenton
75	Kevin Schloemer *	OL	6-7	312	Sr.	2L	Liberty Township, Ohio/Lakota West
32	Linden Stephens	CB	6-0	185	Fr.	HS	Euclid, Ohio/Euclid/Fork Union Military
64	Will Steur ^ *	OL	6-4	303	Fr.	RS	Cincinnati, Ohio/Madeira
79	Ryan Stout	OL	6-5	265	Fr.	HS	Sylvania, Ohio/Southview
55	Marcus Tappen	LB	6-2	235	So.	JC	Pasadena, Calif./La Salle/Glendale College
+ 33	Kyle Taubenheim ^ *	RB	5-10	160	Sr.	SQ	Proctorville, Ohio/Fairland
43	Nick Temple	LB	5-10	218	Sr.	3L	Indianapolis, Ind./Warren Central
+ 33	Solomon Tentman *	LB	6-2	237	Sr.	3L	Cincinnati, Ohio/Roger Bacon
+ 25	Alex Thomas	CB	6-1	185	Fr.	HS	Hollywood, Fla./Chaminade Madonna
97	Sione Tongamoa	DT	6-1	290	Jr.	JC	N. Hollywood, Calif./Polytechnic/Merced College
+ 5	Mike Tyson	S	6-2	200	So.	1L	Norfolk, Va./Lake Taylor/Hargrave Military
19	Shaq Washington *	WR	5-9	174	Jr.	2L	Maple Hts., Ohio/Maple Hts.
58	Chad West *	OL	6-6	262	Jr.	1L	Perry, Ohio/Perry
+ 3	Howard Wilder	CB	5-11	180	Sr.	1L	Sea Pleasant, Md./Eleanor Roosevelt/Pierce College
23	Hosey Williams	RB	5-9	199	Sr.	1L	Miami, Fla./Southridge/ASA College
67	Kyle Williamson *	OL	6-5	281	Fr.	RS	Madiera, Ohio/Madiera
61	Kirk Willis ^ *	LS	6-2	231	Jr.	2L	Granville, Ohio/Granville
23	Eric Wilson *	LB	6-2	205	So.	SQ	Redford, Mich./Thurston/Northwestern
56	Mark Wilson *	DE	6-3	225	Fr.	RS	Hampton, Va./Phoebus
21	Davon Witherspoon	CB	6-3	200	Fr.	HS	Miami, Fla./McArthur
+ 8	Adrian Witty *	CB	5-10	187	Sr.	3L	Deerfield Beach, Fla./Deerfield Beach
+ 13	Luke Wright ^	QB	6-4	210	Fr.	HS	Atlanta, Ga./Holy Innocents' Episcopal

-- Double Number; ^- Walk-On; *- Has utilized redshirt year; # - Injured; %- Not eligible due to NCAA transfer regulations.

2014 UNIVERSITY OF CINCINNATI FOOTBALL

POST-SPRING DEPTH CHART

OFFENSE

LT	71	Eric Lefeld	6-6	309	Sr.	3L
	58	Chad West	6-6	262	Jr.	1L
LG	75	Kevin Schloemer	6-7	312	Sr.	2L
	73	Ryan Leahy	6-6	282	So.	1L
C	59	Deyshawn Bond	6-2	287	So.	1L
	69	Dominic Mainello	6-3	280	Sr.	1L
RG	78	Parker Ehinger	6-7	292	Jr.	2L
	67	Kyle Williamson	6-5	281	Fr.	RS
RT	62	Cory Keebler	6-7	294	Sr.	3L
	74	Justin Murray	6-5	294	Jr.	1L
TE	81	DJ Dowdy	6-4	241	So.	1L
	18	Tyler Cogswell	6-4	248	Fr.	RS
WR	2	Mekale McKay	6-6	195	Jr.	1L
	80	Alex Chisum	6-3	195	Jr.	2L
WR	82	Max Morrison	6-1	173	Jr.	2L
	84	Nate Cole	6-1	193	So.	1L
WR	19	Shaq Washington	5-9	174	Jr.	2L
	1	Ralph David Abernathy IV	5-7	161	Sr.	3L
WR	15	Chris Moore	6-1	190	Jr.	2L
	17	Jeremy Graves	6-2	190	Jr.	2L
QB	11	Gunner Kiel	6-4	208	So.	SQ -or-
	12	Jarred Evans	6-2	190	Jr.	JC
RB	23	Hosey Williams	5-9	199	Sr.	1L
	7	Tion Green	6-0	220	Jr.	2L

DEFENSE

DE	92	Silverberry Mouhon	6-4	248	Jr.	2L
	99	Jerrell Jordan	6-3	248	Sr.	1L
DT	70	Brandon Mitchell	6-2	308	Jr.	1L
	50	Alex Pace	6-2	282	So.	SQ
DT	90	Cameron Beard	6-5	287	Sr.	3L
	94	Chris Burton	6-3	272	Fr.	RS
DE	95	Terrell Hartsfield	6-3	246	Sr.	1L
	93	Brad Harrah	6-5	258	Sr.	2L
SLB	43	Nick Temple	5-10	218	Sr.	3L
	6	Clemente Casseus	6-1	227	Sr.	2L
MLB	1	Jeff Luc	6-1	251	Sr.	1L
	33	Solomon Tentman	6-2	237	Sr.	3L
WLB	23	Eric Wilson	6-2	205	So.	SQ
	40	Kevin Brown	6-1	206	Jr.	2L
CB	8	Adrian Witty	5-10	187	Sr.	3L
	12	Leviticus Payne	5-9	183	Jr.	2L
S	5	Mike Tyson	6-2	200	So.	1L
	29	Andre Jones	6-1	197	So.	1L
S	22	Zach Edwards	5-11	186	So.	1L
	10	Darren Doston	6-2	195	Sr.	SQ
CB	3	Howard Wilder	5-11	180	Sr.	1L
	13	Grant Coleman	5-11	162	So.	1L

NEWCOMERS (NUMERICAL)

2	Tyrell Gilbert	S
3	Johnny Holton	WR
7	Aaron Brown	CB
8	Casey Gladney	WR
9	Hayden Moore	QB
10	Jake Golic	TE
11	John James	CB
11	Gunner Kiel	QB
12	Jarred Evans	QB
13	Luke Wright	QB
14	JJ Pinckney	CB
18	Tyler Cogswell	TE
20	Carter Jacobs	S
20	Tshumbi Johnson	WR
21	Davon Witherspoon	CB
23	Eric Wilson	LB
24	Tyshon Holden	CB
25	Alex Thomas	CB
26	Bobby Brown	RB
26	Trent Rogers	CB
27	Mike Boone	RB
30	Chris Murphy	CB
31	Issac Little	LB
32	Linden Stephens	CB
34	Tyler Hill	LS
38	Lindsay Crook	FB
47	Landon Brazile	DE
48	Kevin Mouhon	LB
51	Kimoni Fitz	DE
52	Keith Minor	DT
54	Ja'Merez Bowen	DT
54	Luke Callahan	OL
55	Marcus Tappen	LB
56	Mark Wilson	DE
58	Sam Geraci	P
60	Christian Lucas	OL
63	Chris Ferguson	OL
65	Tyreek Burwell	OL
68	Jeff Duncan	OL
77	John Kurtz	OL
79	Ryan Stout	OL
85	Jeremy Dollin	TE
87	Justin Sawmiller	WR
89	Korey Cunningham	DE
91	Hakeem Allonce	DT
94	Chris Burton	DT
96	Cortez Broughton	DT
97	Sione Tongamoa	DT

SPECIAL TEAMS

LS	61	Kirk Willis	6-2	231	Jr.	2L
H	24	John Lloyd	6-2	237	Sr.	1L -or-
	58	Sam Geraci	6-2	212	Fr.	RS
PK	14	Tony Miliano	6-2	186	Sr.	3L -or-
	55	Andrew Gantz	5-9	158	Fr.	RS
P	24	John Lloyd	6-2	237	Sr.	1L -or-
	58	Sam Geraci	6-2	212	Fr.	RS
KR	19	Shaq Washington	5-9	174	Jr.	2L -or-
	1	Ralph David Abernathy IV	5-7	161	Sr.	3L
PR	19	Shaq Washington	5-9	174	Jr.	2L -or-
	1	Ralph David Abernathy IV	5-7	161	Sr.	3L

PRO-NUN-SEE-A-SHUNS

Hakeem Allonce	ha-keem ah-lohnce
Shai Alonzo	SHY
Ja'Marez Bowen	juh-mah-rez
Landon Brazille	BRA-zeel
Cortez Broughton	bru-h-ton
Franklin Bruscianelli	brew-she-uh-nelly
Clemente Casseus	cluh-MEN-tay CASS-ee-us
Jeremy Dollin	dah-lin
Parker Ehinger	EIN-ger
Kimoni Fitz	kuh-mo-nee
Sam Geraci	jer-a-see
Tion Green	TEE-on
Tyrell Gilbert	TIE-rel

Tshumbi Johnson	TA-shum-bee
Gunner Kiel	keel
Eric Lefeld	LAY-feld
Munchie Legaux	lay-GO
Jeff Luc	Luke (like Skywalker)
Domenic Mainello	muh-nell-oh
Tony Miliano	mil-eee-AHH-no
Kevin & Silverberry Mouhon	MOO-hon
Kevin Schloemer	SHLO-mer
Sione Tongamoa	see-OH-ney ton-GAH-moh-ah
Davon Witherspoon	DUH-von
Hosey Williams	ho-ZAY

2014 UNIVERSITY OF CINCINNATI FOOTBALL

ROSTER BY POSITION

CORNERBACKS

+ 7	Aaron Brown *	CB	5-11	172	Fr.	RS	Miami, Fla./Northwestern
+ 13	Grant Coleman ^	CB	5-11	162	So.	1L	Columbus, Ohio/Reynoldsburg
+ 11	John James ^ *	CB	5-11	175	Jr.	JC	Cleveland, Ohio/John Adams/Butler County CC
+ 9	Leviticus Payne	CB	5-9	183	Jr.	2L	Southfield, Mich./Southfield
+ 14	JJ Pinkney	CB	6-3	185	Fr.	HS	Sylvania, Ohio/Southview
32	Linden Stephens	CB	6-0	185	Fr.	HS	Euclid, Ohio/Euclid/Fork Union Military
+ 3	Howard Wilder	CB	5-11	180	Sr.	1L	Sea Pleasant, Md./Eleanor Roosevelt/Pierce College
21	Davon Witherspoon	CB	6-3	200	Fr.	HS	Miami, Fla./McArthur
+ 8	Adrian Witty *	CB	5-10	187	Sr.	3L	Deerfield Beach, Fla./Deerfield Beach

DEFENSIVE ENDS

47	Landon Brazile	DE	6-6	230	Fr.	HS	Dayton, Ohio/Thurgood Marshall
51	Kimoni Fitz	DE	6-4	230	Fr.	HS	Ringgold, Va./Dan River
93	Brad Harrah *	DE	6-5	258	Sr.	2L	Marion, Ohio/Marion Pleasant
95	Terrell Hartsfield	DE	6-3	246	Sr.	1L	Raleigh, N.C./Rolesville/Copiah-Lincoln CC
99	Jerrell Jordan	DE	6-3	248	Sr.	1L	Altavista, Va./Altavista/Copiah-Lincoln CC
92	Silverberry Mouhon *	DE	6-4	248	Jr.	2L	Norcross, Ga./Norcross
56	Mark Wilson *	DE	6-3	225	Fr.	RS	Hampton, Va./Phoebus

DEFENSIVE TACKLES

91	Hakeem Allonce	DT	6-5	290	Jr.	JC	Brooklyn, N.Y./Eleanor Roosevelt/Pierce CC
90	Camaron Beard *	DT	6-5	287	Sr.	3L	Indianapolis, Ind./Cathedral
54	Ja'Merez Bowen	DT	6-4	270	Fr.	HS	Shaker Hts., Ohio/Shaker Heights
96	Cortez Broughton	DT	6-3	280	Fr.	HS	Warner Robins, Ga./Veterans
94	Chris Burton *	DT	6-3	272	Fr.	RS	Danville, Va./George Washington
63	Chris Ferguson	DT	6-4	275	Fr.	HS	Orlando, Fla./Lake Nona
52	Keith Minor	DT	6-5	250	Fr.	HS	Tyler, Texas/Chapel Hill
70	Brandon Mitchell *	DT	6-2	308	Jr.	1L	Cincinnati, Ohio/Withrow
50	Alex Pace *	DT	6-2	282	So.	SQ	Cleveland, Ohio/Ginn Academy

FULLBACKS

38	Lindsay Crook *	FB	6-2	222	Fr.	RS	Gold Coast, Australia/Southport School
39	EJ Junior IV *	FB	6-0	222	So.	SQ	Middletown, Ohio/Middletown

LINEBACKERS

38	Mason Antoun ^ *	LB	6-1	225	Jr.	SQ	Cincinnati, Ohio/Reading
40	Kevin Brown	LB	6-1	206	Jr.	2L	Indianapolis, Ind./Lawrence Central
53	Franklin Brusciannelli ^ *	LB	6-0	221	So.	SQ	Woodridge, Ill./Montini Catholic
6	Clemente Casseus ^	LB	6-1	227	Sr.	2L	Miami Fla./Everglades
41	Kevin Hyland ^ *	LB	6-2	230	Jr.	1L	Cincinnati, Ohio/Elder
31	Isaac Little ^	LB	6-3	205	Fr.	HS	Bluffton, Ohio/Bluffton
+ 1	Jeff Luc *	LB	6-1	251	Sr.	1L	Port St. Lucie, Fla./Treasure Coast/Fla. St.
45	Ey'Shawn McClain *	LB	6-1	234	So.	SQ	Jacksonville, Fla./Raines
48	Kevin Mouhon	LB	6-2	225	Fr.	HS	Norcross, Ga./Norcross
55	Marcus Tappen	LB	6-2	235	So.	JC	Pasadena, Calif./La Salle/Glendale College
43	Nick Temple	LB	5-10	218	Sr.	3L	Indianapolis, Ind./Warren Central
+ 33	Solomon Tentman *	LB	6-2	237	Sr.	3L	Cincinnati, Ohio/Roger Bacon
23	Eric Wilson *	LB	6-2	205	So.	SQ	Redford, Mich./Thurston/Northwestern

OFFENSIVE LINE

59	Deyshawn Bond *	OL	6-2	287	So.	1L	Indianapolis, Ind./Warren Central
65	Tyreek Burwell ^ *	OL	6-5	286	Sr.	SQ	Huntington Str., N.Y./Walt Whitman/SUNY Cortland
54	Luke Callahan	OL	6-5	278	Fr.	HS	Powell, Ohio/Olentangy Liberty
72	Garrett Campbell ^ *	OL	6-5	308	Fr.	RS	Cincinnati, Ohio/St. Xavier
76	Korey Cunningham *	OL	6-5	254	Fr.	RS	Montevallo, Ala./Montevallo
68	Jeff Duncan ^	OL	6-6	270	Fr.	HS	Kettering, Ohio/Fairmont
78	Parker Ehinger *	OL	6-7	292	Jr.	2L	Rockford, Mich./Rockford
69	Brendan Gordan ^ %	OL	6-4	295	Jr.	TR	Cincinnati, Ohio/Winton Woods/Georgetown College
62	Cory Keebler	OL	6-7	294	Sr.	3L	Liberty Township, Ohio/Lakota East
77	John Kurtz	OL	6-5	258	Fr.	HS	Louisville, Ky./St. Xavier
73	Ryan Leahy *	OL	6-6	282	So.	1L	Cincinnati, Ohio/LaSalle
71	Eric Lefeld *	OL	6-6	309	Sr.	3L	Coldwater, Ohio/Coldwater
60	Christian Lucas ^	OL	6-2	310	Jr.	JC	Corpus Christi, Texas/Carroll/College of the Canyons
56	Dominic Mainello *	OL	6-3	280	Sr.	1L	Fort Mitchell, Ky./Beechwood
74	Justin Murray *	OL	6-5	294	Jr.	1L	Cincinnati, Ohio/Sycamore

66	David Niehaus ^ *	OL	6-1	288	Fr.	RS	Cincinnati, Ohio/Colerain
75	Kevin Schloemer *	OL	6-7	312	Sr.	2L	Liberty Township, Ohio/Lakota West
64	Will Steur ^ *	OL	6-4	303	Fr.	RS	Cincinnati, Ohio/Madeira
79	Ryan Stout	OL	6-5	265	Fr.	HS	Sylvania, Ohio/Southview
58	Chad West *	OL	6-6	262	Jr.	1L	Perry, Ohio/Perry
67	Kyle Williamson *	OL	6-5	281	Fr.	RS	Madiera, Ohio/Madiera

QUARTERBACKS

16	Michael Colosimo ^ *	QB	6-3	216	Jr.	SQ	Fort Mitchell, Ky./Beachwood
12	Jarred Evans	QB	6-2	190	Jr.	JC	Queens, N.Y./West High/Santa Barbara CC
+ 11	Gunner Kiel *	QB	6-4	208	So.	SQ	Columbus, Ind./East/Notre Dame
4	Munchie Legaux *	QB	6-5	200	Sr.	3L	New Orleans, La./Edna Karr
+ 9	Hayden Moore	QB	6-3	193	Fr.	HS	Clay, Ala./Clay-Chalkville
+ 13	Luke Wright ^	QB	6-4	210	Fr.	HS	Atlanta, Ga./Holy Innocents' Episcopal

RUNNING BACKS

30	Chad Banschbach ^ *	RB	5-9	185	Fr.	RS	Lawrenceburg, Ind./Lawrenceburg
27	Mike Boone	RB	5-10	205	Fr.	HS	Maccleddy, Fla./Baker County
26	Bobby Brown ^	RB	6-0	200	Fr.	HS	Cincinnati, Ohio/Lakota East
+ 7	Tion Green	RB	6-0	220	Jr.	2L	Sanford, Fla./Lake Brantley
21	Rod Moore	RB	5-10	176	Sr.	1L	Bastrop, La./Bastrop/East Mississippi CC
25	Rob Rice ^ *	RB	5-10	182	Jr.	1L	Cincinnati, Ohio/McNicholas
+ 33	Kyle Taubenheim ^ *	RB	5-10	160	Sr.	SQ	Proctorville, Ohio/Fairland
23	Hosey Williams	RB	5-9	199	Sr.	1L	Miami, Fla./Southridge/ASA College

SAFETIES

+ 10	Darren Doston	S	6-2	195	Sr.	SQ	Daytona Beach, Fla./Seabreeze/Coll. of the Sequoias
22	Zach Edwards	S	5-11	186	So.	1L	Middletown, Ohio/Middletown
+ 2	Tyrell Gilbert	S	6-1	200	Fr.	HS	Cincinnati, Ohio/Princeton
17	Jeremy Graves	S	6-2	190	Jr.	2L	Cleveland, Ohio/Maple Heights
20	Carter Jacobs	S	6-1	193	Fr.	HS	Fort Lauderdale, Fla./American Heritage
29	Andre Jones *	S	6-1	197	So.	1L	Cincinnati, Ohio/Colerain
+ 5	Mike Tyson	S	6-2	200	So.	1L	Norfolk, Va./Lake Taylor/Hargrave Military

SPECIALISTS

16	Andrew Gantz ^ *	K	5-9	158	Fr.	RS	Dayton, Ohio/Centerville
58	Sam Geraci ^ *	P	6-2	212	Fr.	RS	Cincinnati, Ohio/Moeller
34	Tyler Hill ^	LS	6-3	240	Fr.	HS	Buffalo, N.Y./St. Joseph Collegiate
24	John Lloyd ^ *	P	6-2	237	Sr.	1L	Cincinnati, Ohio/CHCA
+ 14	Tony Miliano *	K	6-2	186	Sr.	3L	North Bend, Ohio/Elder
61	Kirk Willis ^ *	LS	6-2	231	Jr.	2L	Granville, Ohio/Granville

TIGHT ENDS

18	Tyler Cogswell *	TE	6-4	248	Fr.	RS	Plantation, Fla./American Heritage
85	Jeremy Dollin ^	TE	6-4	245	Sr.	TR	Cincinnati, Ohio/Indian Hill/Virginia
81	DJ Dowdy *	TE	6-4	241	So.	1L	Akron, Ohio/North
+ 10	Jake Golic ^	TE	6-4	245	Sr.	TR	W. Hartford, Conn./NW Catholic/Notre Dame

WIDE RECEIVERS

+ 1	Ralph David Abernathy IV	WR	5-7	161	Sr.	3L	Atlanta, Ga./Westminster School
88	Shai Alonzo *	WR	6-4	218	So.	1L	Duquesne, Pa./Woodland Hills
80	Alex Chisum *	WR	6-3	195	Jr.	2L	Fayetteville, Ga./Sandy Creek
84	Nate Cole *	WR	6-1	193	So.	1L	Memphis, Tenn./Mitchell
+ 8	Casey Gladney	WR	6-2	185	Jr.	JC	Columbia, S.C./Columbia/Copiah Lincoln CC
83	Tyshon Holden ^	WR	5-10	160	Fr.	HS	Gahanna, Ohio/Lincoln
+ 3	Johnny Holton	WR	6-3	190	Jr.	JC	Miami, Fla./Coral Gables/College of Dupage
20	Tshumbi Johnson *	WR	5-11	175	Fr.	RS	Immokalee, Fla./Immokalee
+ 2	Mekale McKay	WR	6-6	195	Jr.	1L	Louisville, Ky./Moore/Arkansas
15	Chris Moore *	WR	6-1	190	Jr.	2L	Tampa, Fla./Thomas Jefferson
82	Max Morrison *	WR	6-1	173	Jr.	2L	Kenton, Ohio/Kenton
87	Justin Sawmiller ^	WR	6-1	185	Fr.	HS	Kenton, Ohio/Kenton
19	Shaq Washington *	WR	5-9	174	Jr.	2L	Maple Hts., Ohio/Maple Hts.

+ - Double Number; ^ - Walk-On; * - Has utilized redshirt year; % - Not cleared to practice; # - Will sit out 2014;

2014 UNIVERSITY OF CINCINNATI FOOTBALL

OPPONENTS

TOLEDO

Conference.....Mid American
 Stadium.....Glass Bowl (26,248)
 Head Coach.....Matt Campbell
 Toledo Record.....17-9 (two years)
 Overall Record.....17-9 (two years)
 Starters Returning (Off./Def.).....8/10
 Media Relations Contact.....Paul Helgren
 E-Mail.....paul.helgren@utoledo.edu
 Phone.....(419) 530-4918
 Website.....UTRockets.com
 2013 Overall Record.....7-5
 2013 Conference Record.....5-3 (3rd, MAC West)

MIAMI (OHIO)

Conference.....Mid-American
 Stadium.....Fred C. Yager Stadium (24,286)
 Head Coach.....Chuck Martin
 Miami (Ohio) Record.....0-0 (first years)
 Career Record.....74-7 (six years)
 Starters Returning (Off./Def.).....8/7
 Media Relations Contact.....Dave Meyer
 E-Mail.....meyerd@miamioh.edu
 Phone.....(513) 529-4329
 Website.....MURedHawks.com
 2013 Overall Record.....0-12
 2013 Conference Record.....0-8 (7th, MAC East)

OHIO STATE

Conference.....Big Ten
 Stadium.....Ohio Stadium (102,329)
 Head Coach.....Urban Meyer
 Ohio State Record.....7-17 (two years)
 Career Record.....128-25 (13 years)
 Starters Returning (Off./Def.).....5/7
 Media Relations Contact.....Jerry Emig
 E-Mail.....emig.2@osu.edu
 Phone.....(614) 688-0343
 Website.....OhioStateBuckeyes.com
 2013 Overall Record.....12-2
 2013 Conference Record.....8-0 (1st, Big Ten Leaders)

MEMPHIS

Conference.....American Athletic
 Stadium.....Liberty Bowl Memorial (61,000/FieldTurf)
 Head Coach.....Justin Fuente
 Memphis Record.....7-17 (two years)
 Career Record.....same
 Starters Returning (Off./Def.).....18/6
 Media Relations Contact.....Ron Mears
 E-Mail.....rmears@memphis.edu
 Phone.....(832) 969-1310
 Website.....GoTigersGo.com
 2013 Overall Record.....3-9
 2013 Conference Record.....1-7 (t-9th, American)

MIAMI (FLA.)

Conference.....Atlantic Coast
 Stadium.....Sun Life Stadium (76,916)
 Head Coach.....Al Golden
 Miami (Fla.) Record.....22-15 (three years)
 Career Record.....49-49 (nine years)
 Starters Returning (Off./Def.).....7/7
 Media Relations Contact.....Chris Yandle
 E-Mail.....c.yandle@miami.edu
 Phone.....(305) 284-3248
 Website.....HurricaneSports.com
 2013 Overall Record.....9-5
 2013 Conference Record.....5-3 (t2nd, ACC Coastal)

SMU

Conference.....American Athletic
 Stadium.....Gerald J. Ford Stadium (32,000)
 Head Coach.....June Jones
 SMU Record.....36-41 (six years)
 Career Record.....112-82 (15 years)
 Starters Returning (Off./Def.).....13/11
 Media Relations Contact.....Brad Sutton
 E-Mail.....bsutton@smu.edu
 Phone.....(214) 914-8705
 Website.....SMUMustangs.com
 2013 Overall Record.....5-7
 2013 Conference Record.....4-4 (5th, American)

USF

Conference.....American Athletic
 Stadium.....Raymond James Stadium (65,857)
 Head Coach.....Willie Taggart
 USF Record.....2-10 (one year)
 Career Record.....18-30 (three years)
 Starters Returning (Off./Def.).....16/8
 Media Relations Contact.....Brian Siegrist
 E-Mail.....siegrist@usf.edu
 Phone.....(813) 293-3897
 Website.....GoUSFBulls.com
 2013 Overall Record.....2-10
 2013 Conference Record.....2-6 (8th, American)

TULANE

Conference.....American Athletic
 Stadium.....Yulman Stadium (30,000)
 Head Coach.....Curtis Johnson
 Tulane Record.....9-16 (two years)
 Career Record.....same
 Starters Returning (Off./Def.).....14/10
 Media Relations Contact.....Roger Dunaway
 E-Mail.....roger@tulane.edu
 Phone.....(504) 452-2906
 Website.....TulaneGreenWave.com
 2013 Overall Record.....7-6
 2013 Conference Record.....5-3 (4th, C-USA West)

EAST CAROLINA

Conference.....American Athletic
 Stadium.....Dowdy-Ficklen Stadium (50,000)
 Head Coach.....Ruffin McNeill
 ECU Record.....29-22 (four years)
 Career Record.....30-22 (four years)
 Starters Returning (Off./Def.).....11/13
 Media Relations Contact.....Tom McClellan
 E-Mail.....mcclellant@ecu.edu
 Phone.....(252) 414-0990
 Website.....ECUPirates.com
 2013 Overall Record.....10-3
 2013 Conference Record.....6-2 (2nd, C-USA East)

UConn

Conference.....American Athletic
 Stadium.....Rentschler Field (40,000)
 Head Coach.....Bob Diaco
 UConn Record.....first year
 Career Record.....same
 Starters Returning (Off./Def.).....11/13
 Media Relations Contact.....Mike Enright
 E-Mail.....mike.enright@uconn.edu
 Phone.....(860) 208-4756
 Website.....UConnHuskies.com
 2013 Overall Record.....3-9
 2013 Conference Record.....3-5 (t-6th, American)

TEMPLE

Conference.....American Athletic
 Stadium.....Lincoln Financial Field (68,532)
 Head Coach.....Matt Rhule
 Temple Record.....2-10 (one year)
 Career Record.....same
 Starters Returning (Off./Def.).....13/11
 Media Relations Contact.....Rich Burg
 E-Mail.....rich.burg@temple.edu
 Phone.....(215) 356-3952
 Website.....OwlSports.com
 2013 Overall Record.....2-10
 2013 Conference Record.....1-7 (t-9th, American)

HOUSTON

Conference.....American Athletic
 Stadium.....TDECU Stadium (40,000)
 Head Coach.....Tony Levine
 Houston Record.....14-12 (three years)
 Career Record.....same
 Starters Returning (Off./Def.).....19/5
 Media Relations Contact.....David Bassity
 E-Mail.....dbassity@central.uh.edu
 Phone.....(405) 274-1455
 Website.....UHCougars.com
 2013 Overall Record.....8-5
 2013 Conference Record.....5-6 (4th, American)

2014 UNIVERSITY OF CINCINNATI FOOTBALL

ALL-TIME SERIES VS. 2014 OPPONENTS

TOLEDO

Series Record.....	Cincinnati leads 4-3
At Cincinnati.....	Cincinnati leads 2-1
At Toledo.....	Cincinnati leads 2-1
At Neutral Sites.....	Toledo leads 1-0
Most UC points.....	41 (UC 41-7, 1953)
Most UT points.....	45 (UT 45-31, 1995)
Combined points.....	78 (UT 45-31, 1995)
Biggest UC win.....	34 (41-7, 1953)
Biggest UT win.....	14 (45-31, 1995)
Current streak.....	Toledo – 3

Game-by-Game Breakdown

Year	Site	Score	Winner
1921	Cincinnati	20-0	UC
1949	Toledo	33-13	UC
1953	Cincinnati	41-7	UC
1993	Toledo	31-24	UC
1995	Cincinnati	45-31	UT
2001	Detroit, Mich.	23-16	UT
2012	Toledo	29-23	UT

MIAMI (OH)

Series Record.....	Miami leads 59-52-7
At Cincinnati.....	Miami leads 43-40-5
At Oxford.....	Miami leads 14-10-2
At Neutral Sites.....	Tied, 2-2
Most UC points.....	52 (UC 52-42, 1999; UC 52-14, 2012)
Most Miami points.....	44 (MU 44-16, 2005)
Combined points.....	94 (52-42, 1999)
Biggest UC win.....	46 (46-0, 1904)
Biggest Miami win.....	40 (40-0, 1917)
Current streak.....	Cincinnati – 8

Game-by-Game Breakdown

Year	Site	Score	Winner
1888	Oxford	0-0	Tie
1889	Cincinnati	34-0	MU
1893	Oxford	24-6	MU
	Cincinnati	6-0	MU
1894	Cincinnati	6-0	UC
1895	Cincinnati	12-0	MU
1896	Cincinnati	6-4	MU
1897	Oxford	6-0	UC
	Neutral	10-6	UC
1898	Oxford	22-0	UC
1899	Neutral	22-0	UC
1900	Cincinnati	16-12	UC
1903	Cincinnati	15-0	MU
1904	Cincinnati	46-0	UC
1906	Cincinnati	0-0	Tie
1909	Cincinnati	10-6	UC
1910	Cincinnati	3-0	UC
1911	Cincinnati	11-0	UC
1912	Cincinnati	21-21	Tie
1913	Cincinnati	13-7	MU
1914	Cincinnati	20-13	MU
1915	Cincinnati	24-12	MU
1916	Cincinnati	33-0	MU
1917	Cincinnati	40-0	MU
1918	Cincinnati	0-0	Tie
1919	Cincinnati	14-0	MU
1920	Cincinnati	7-0	UC
1921	Cincinnati	15-7	MU

1922	Cincinnati	9-6	MU
1923	Cincinnati	23-0	UC
1924	Cincinnati	8-7	UC
1925	Cincinnati	33-0	MU
1926	Cincinnati	6-6	Tie
1927	Cincinnati	17-14	MU
1928	Cincinnati	34-0	MU
1929	Cincinnati	14-6	MU
1930	Cincinnati	6-0	UC
1931	Cincinnati	20-0	UC
1932	Cincinnati	21-13	MU
1933	Cincinnati	6-2	MU
1934	Cincinnati	21-0	UC
1935	Cincinnati	8-7	UC
1936	Cincinnati	0-0	Tie
1937	Cincinnati	14-6	MU
1938	Cincinnati	16-7	MU
1939	Cincinnati	13-0	UC
1940	Cincinnati	44-0	UC
1941	Cincinnati	26-0	UC
1942	Cincinnati	21-12	UC
1945	Cincinnati	28-14	MU
1946	Cincinnati	13-7	UC
1947	Cincinnati	38-7	MU
1948	Cincinnati	43-19	MU
1949	Cincinnati	27-6	UC
1950	Cincinnati	28-0	MU
1951	Cincinnati	19-14	UC
1952	Cincinnati	34-9	UC
1953	Cincinnati	14-0	UC
1954	Cincinnati	21-9	MU
1955	Cincinnati	14-0	MU
1956	Cincinnati	27-13	MU
1957	Cincinnati	20-14	MU
1958	Cincinnati	18-7	UC
1959	Cincinnati	14-7	UC
1960	Cincinnati	10-6	MU
1961	Cincinnati	7-3	MU
1962	Cincinnati	38-16	MU
1963	Cincinnati	21-19	MU
1964	Cincinnati	28-14	UC
1965	Cincinnati	37-7	MU
1966	Cincinnati	28-8	MU
1967	Cincinnati	27-14	MU
1968	Cincinnati	23-21	UC
1969	Cincinnati	36-20	MU
1970	Cincinnati	33-0	UC
1971	Oxford	43-7	MU
1972	Cincinnati	23-0	MU
1973	Oxford	6-0	MU
1974	Cincinnati	27-7	MU
1975	Oxford	21-13	MU
1976	Cincinnati	17-0	UC
1977	Cincinnati	12-7	MU
1978	Oxford	28-24	MU
1979	Oxford	27-14	MU
1980	Cincinnati	23-13	UC
1981	Oxford	7-3	MU
1982	Cincinnati	20-10	UC
1983	Oxford	14-10	MU
1984	Cincinnati	31-26	MU
1985	Oxford	16-10	MU
1986	Cincinnati	45-38	UC
1987	Cincinnati	31-26	UC

1988	Oxford	34-18	UC
1989	Oxford	30-14	UC
1990	Cincinnati	16-12	MU
1991	Cincinnati	22-9	MU
1992	Oxford	17-14	MU
1993	Cincinnati	30-23	UC
1994	Oxford	17-17	Tie
1995	Oxford	23-16	MU
1996	Cincinnati	30-23 (3 OT)	UC
1997	Oxford	34-31 (2 OT)	MU
1998	Cincinnati	41-0	MU
1999	Oxford	52-42	UC
2000	Cincinnati	45-15	UC
2001	Oxford	21-14	MU
2002	Cincinnati	31-26	MU
2003	Oxford	42-37	MU
2004	Cincinnati	45-26	UC
2005	Oxford	44-16	MU
2006	Cincinnati	24-10	UC
2007	Oxford	47-10	UC
2008	Cincinnati	45-20	UC
2009	Oxford	37-13	UC
2010	Cincinnati	45-3	UC
2011	Oxford	27-0	UC
2012	Cincinnati	52-14	UC
2013	Oxford	14-0	UC

OHIO STATE

Series Record.....	Ohio St. leads 12-2
At Cincinnati.....	Tied 2-2
At Columbus.....	Ohio State leads 10-0
At Neutral Sites.....	n/a
Most UC points.....	34 (34-0, 1897)
Most OSU Points.....	67 (67-6, 1931)
Combined Points.....	73 (OSU 67-6, 1931)
Biggest UC Win.....	34 (34-0, 1897)
Biggest OSU Win.....	61 (67-6, 1931)
Current Streak.....	Ohio State – 10

Game by Game Breakdown

Year	Site	Score	Winner
1893	Columbus	32-0	Ohio State
1894	Columbus	6-4	Ohio State
1895	Columbus	4-0	Ohio State
1896	Cincinnati	8-6	Cincinnati
1897	Cincinnati	34-0	Cincinnati
1900	Columbus	29-0	Ohio State
1910	Columbus	23-0	Ohio State
1911	Columbus	11-6	Ohio State
1912	Columbus	45-7	Ohio State
1919	Columbus	46-0	Ohio State
1931	Columbus	67-6	Ohio State
1999	Columbus	24-20	Ohio State
2002	Cincinnati	23-19	Ohio State
2004	Columbus	27-6	Ohio State
2006	Columbus	37-7	Ohio State

2014 UNIVERSITY OF CINCINNATI FOOTBALL

ALL-TIME SERIES VS. 2014 OPPONENTS

MEMPHIS

Series Record.....	Memphis leads 18-13
At Cincinnati.....	Cincinnati leads 8-6
At Memphis.....	Memphis leads 12-5
At Neutral Sites.....	—
Most UC points.....	49 (UC 49-0, 2004)
Most Memphis points.....	52 (UM 52-6, 1969)
Combined points.....	66 (UM 45-21, 1971)
Biggest UC win	39 (49-10, 2004)
Biggest Memphis win	40 (47-7, 1984)
Current streak.....	Cincinnati – 2

Game-by-Game Breakdown

Year	Site	Score	Winner
1966	Memphis	26-14	UM
1967	Memphis	17-0	UM
1969	Cincinnati	52-6	UM
1970	Memphis	14-10	UM
1971	Cincinnati	45-21	UM
1972	Memphis	29-24	UM
1973	Cincinnati	17-13	UM
1974	Memphis	13-7	UM
1975	Cincinnati	13-3	UC
1978	Memphis	34-14	UC
1979	Memphis	23-17	UM
1980	Cincinnati	14-10	UC
1981	Cincinnati	38-7	UC
1982	Memphis	16-7	UC
1983	Cincinnati	43-10	UM
1984	Memphis	47-7	UM
1989	Cincinnati	34-17	UM
1992	Memphis	34-14	UM
1993	Cincinnati	23-20	UC
1994	Memphis	26-3	UM
1995	Cincinnati	28-3	UC
1996	Memphis	18-16	UM
1997	Cincinnati	20-17	UC
1998	Memphis	41-23	UM
1999	Cincinnati	21-13	UM
2000	Memphis	13-10 (OT)	UC
2001	Memphis	36-34	UC
2002	Cincinnati	48-10	UC
2003	Memphis	21-16	UM
2004	Cincinnati	49-10	UC
2013	Memphis	34-21	UC

MIAMI (FLA.)

Series Record.....	Miami leads 10-1
At Cincinnati.....	Miami leads 5-1
At Miami	Miami leads 5-0
At Neutral Sites.....	—
Most UC points.....	25 (49-25, 1984)
Most UM Points	67 (57-3, 1988)
Combined Points.....	74 (UM 49-25, 1984)
Biggest UC Win.....	13 (20-7, 1947)
Biggest UM Win.....	56 (56-0, 1989)
Current Streak	Miami – 10

Game by Game Breakdown

Year	Site	Score	Winner
1947	Cincinnati	20-7	Cincinnati
1948	Miami	36-6	Miami
1982	Miami	19-13	Miami
1983	Cincinnati	17-7	(8) Miami

1984	Cincinnati	49-25	(10) Miami
1985	Miami	38-0	Miami
1986	Cincinnati	45-15	(1) Miami
1987	Cincinnati	48-10	(3) Miami
1988	Miami	57-3	(3) Miami
1989	Miami	56-0	(2) Miami
1998	Cincinnati	38-12	Miami

SMU

Series Record.....	Cincinnati leads 1-0
At Cincinnati.....	Cincinnati leads 1-0
At SMU	—
At Neutral Sites.....	—
Most UC points	28 (UC 28-25, 2013)
Most SMU points.....	25 (UC 28-25, 2013)
Combined points.....	53 (UC 28-25, 2013)
Biggest UC win	3 (28-25, 2013)
Biggest SMU win	—
Current streak.....	Cincinnati - 1

Game-by-Game Breakdown

Year	Site	Score	Winner
2013	Cincinnati	28-25	Cincinnati

USF

Series Record.....	Cincinnati leads 7-4
At Cincinnati.....	Cincinnati leads 4-1
At USF	Tied 3-3
At Neutral Sites.....	—
Most UC points	45 (UC 45-23, 2004)
Most USF points.....	38 (USF 38-30, 2010)
Combined points.....	71 (UC 38-33, 2007/UC 37-34, 2011)
Biggest UC win	22 (45-23, 2004)
Biggest USF win	15 (31-16, 2005)
Current streak.....	USF - 1

Game-by-Game Breakdown

Year	Site	Score	Winner
2003	Tampa	(2 OT) 24-17	USF
2004	Cincinnati	45-23	UC
2005	Tampa	31-16	USF
2006	Cincinnati	23-6	UC
2007	Tampa	38-33	UC
2008	Cincinnati	24-10	UC
2009	Tampa	34-17	UC
2010	Cincinnati	38-30	USF
2011	Tampa	37-34	UC
2012	Cincinnati	27-10	UC
2013	Tampa	26-20	USF

TULANE

Series Record.....	Tulane leads 11-3
At Cincinnati.....	Tulane leads 4-2
At New Orleans.....	Tulane leads 7-1
At Neutral Sites.....	—
Most UC points.....	49 (UC 46-33, 2001)
Most Tulane points	52 (TU 52-34, 1998)
Combined points.....	86 (TU 52-34, 1998)
Biggest UC win	13 (46-33, 2001)
Biggest Tulane win	42 (49-7, 1990)
Current streak.....	Tulane – 1

Game by Game Breakdown

Year	Site	Score	Winner
------	------	-------	--------

1909	New Orleans	6-0	Tulane
1948	Cincinnati	6-0	(14) Tulane
1966	New Orleans	28-21	Tulane
1970	Cincinnati	6-3	Tulane
1976	New Orleans	21-14	UC
1977	New Orleans	16-13	Tulane
1981	Cincinnati	17-13	UC
1990	New Orleans	49-7	Tulane
1996	Cincinnati	34-14	Tulane
1997	New Orleans	31-17	Tulane
1998	Cincinnati	52-34	Tulane
2000	New Orleans	24-19	Tulane
2001	Cincinnati	46-33	UC
2002	New Orleans	35-17	Tulane

EAST CAROLINA

Series Record.....	East Carolina leads 12-5
At Cincinnati.....	East Carolina leads 5-3
At Greenville.....	East Carolina leads 7-2
At Neutral Sites.....	—
Most UC points.....	42 (UC 42-26, 2002)
Most ECU points.....	56 (twice, 1987 & 1990)
Combined points.....	88 (ECU 56-32, 1990)
Biggest UC win	37 (40-3, 2003)
Biggest ECU win	35 (49-14, 1988)
Current streak.....	Cincinnati – 3

Game-by-Game Breakdown

Year	Site	Score	Winner
1986	Greenville	32-19	ECU
1987	Greenville	56-28	ECU
1988	Cincinnati	49-14	ECU
1989	Cincinnati	21-14	ECU
1990	Greenville	56-32	ECU
1991	Cincinnati	30-19	ECU
1992	Greenville	42-21	ECU
1993	Cincinnati	34-14	UC
1994	Greenville	35-21	ECU
1995	Cincinnati	13-10	UC
1997	Greenville	14-7	ECU
1998	Cincinnati	24-21	ECU
1999	Greenville	48-34	ECU
2001	Cincinnati	28-26	ECU
2002	Greenville	42-26	UC
2003	Cincinnati	40-3	UC
2004	Greenville	24-19	UC

UCONN

Series Record..... Cincinnati leads 8-2
 At Cincinnati..... Cincinnati leads 6-0
 At Connecticut..... Tied 2-2
 At Neutral Sites..... —
 Most UC points..... 47 (UC 47-45, 2009)
 Most UConn points..... 45 (UC 47-45, 2009)
 Combined points..... 92 (UC 47-45, 2009)
 Biggest UC win 25 (41-16, 2013)
 Biggest UConn win..... 24 (40-16, 2008)
 Current streak..... Cincinnati – 2

Game-by-Game Breakdown

Year	Site	Score	Winner
2001	Cincinnati	45-28	UC
2005	Cincinnati	28-17	UC
2006	E. Hartford	26-23	UC
2007	Cincinnati	27-3	UC
2008	E. Hartford	40-16	UConn
2009	Cincinnati	47-45	UC
2010	E. Hartford	38-17	UConn
2011	Cincinnati	35-27	UC
2012	E. Hartford	34-17	UC
2013	Cincinnati	41-16	UC

TEMPLE

Series Record..... Temple leads 9-5-1
 At Cincinnati..... Cincinnati leads 3-2-1
 At Temple..... Temple leads 7-2-0
 At Neutral Sites..... —
 Most UC points..... 38 (UC 38-20, 2013)
 Most Temple points 42 (TU 42-10, 1984)
 Combined points..... 57 (UC 35-22, 2002)
 Biggest UC win 24 (34-10, 2012)
 Biggest Temple win..... 34 (41-7, 2008)
 Current streak..... Cincinnati – 4

Game-by-Game Breakdown

Year	Site	Score	Winner
1973	Philadelphia	16-15	TU
1974	Cincinnati	22-20	UC
1975	Philadelphia	21-17	TU
1977	Cincinnati	17-17	Tie
1978	Philadelphia	16-13	TU
1979	Philadelphia	35-20	TU
1980	Philadelphia	23-7	TU
1981	Cincinnati	24-13	TU
1982	Philadelphia	41-7	TU
1983	Cincinnati (RS)	31-16	UC
1984	Philadelphia	42-10	TU
1985	Cincinnati (RS)	28-16	TU
2002	Philadelphia	35-22	UC
2003	Cincinnati	30-24 (3OT)	UC
2012	Philadelphia	34-10	UC
2013	Cincinnati	38-20	UC

HOUSTON

Series Record..... Houston leads 13-8
 At Cincinnati..... UC leads 5-4
 At Houston Houston leads 9-3
 At Neutral Sites..... —
 Most UC points..... 48 (UC 48-31, 2000)
 Most Houston points..... 71 (UH 71-33, 1968)
 Combined points..... 104 (UH 71-33, 1968)

Biggest UC win 33 (47-14, 2002)
 Biggest Houston win..... 49 (49-0, 1972)
 Current streak..... Cincinnati – 4

Game-by-Game Breakdown

Year	Site	Score	Winner
1957	Cincinnati	7-0	UH
1958	Cincinnati	34-13	UH
1959	Houston *	13-12	UH
1960	Houston *	14-0	UH
1961	Cincinnati	13-7	UH
1962	Houston *	42-14	UH
1964	Houston *	20-6	UC
1965	Houston	21-6	UH
1968	Houston	71-33	UH
1971	Cincinnati	12-3	UH
1972	Houston	49-0	UH
1974	Houston	27-6	UH
1975	Cincinnati	28-23	UC
1993	Houston	41-17	UC
1996	Cincinnati	31-20	UC
1997	Houston	41-38 (OT)	UH
1998	Cincinnati	44-43	UC
1999	Houston	23-20	UH
2000	Cincinnati	48-31	UC
2001	Houston	29-28	UC
2002	Cincinnati	47-14	UC
2013	Houston ^		

*-Rice Stadium; ^ - BBVA Compass Stadium;

HEAD COACH TOMMY TUBERVILLE



SECOND SEASON AT CINCINNATI • 18TH SEASON OVERALL (140-81/.633) • SOUTHERN ARKANSAS '76

Tommy Tuberville, an 18-year head coaching veteran, was named the 41st football head coach at the University of Cincinnati on Dec. 8, 2012.

Tuberville, widely regarded as one of the top coaches and recruiters in college football, holds a career mark of 140-80. In his first season at UC, he led the Bearcats to a 9-4 mark and an appearance in the Belk Bowl.

UC had the most prolific offense in school history in 2013, as the Bearcats led the American Athletic Conference in total offense (472.1) and rushing offense (168.3) with the offense totaling a school-record 6,137 yards. OT Eric Lefeld, TE Blake Annen and RB/RS Ralph David Abernathy IV were First-Team All-AAC selections while OG Sam Longo and WR Anthony McClung were second-team honorees.

The 2013 Bearcats' defense was one of the best in the country, ranking in the top 10 nationally in both rushing defense (6th, 104.5 ypg) and total defense (9th, 315.6 ypg). UC was also among the top 30 in 10 of the 11 primary defensive categories tracked in the national stats, including 14th in scoring defense (21.0 ppg). DL Jordan Stepp was a first-team all-league selection and LB Greg Blair, CB Deven Drane and DL Silverberry Mouhon (Norcross, Ga./Norcross) were second-team honorees.

Tuberville's team got it done in the classroom as well. UC posted a team GPA of 2.989 in the winter of 2014, with 55 student-athletes achieved a 3.0 or higher GPA, with 20 Bearcats on the Dean's List for achieving a 3.4 GPA or above. Three student-athletes, Brad Harrah, Lefeld and Kyle Taubenheim, posted perfect 4.0 GPAs during the semester.

He came to UC after three years at Texas Tech, where he led the Red Raiders to a 20-17 mark and a pair of bowl appearances.

He coached one of the nation's best offenses in 2012 as the Red Raiders finished the regular season ranked No. 2 in passing offense (361.9 ypg), No. 7 in passing efficiency (157.51 rtg), No. 21 in total offense (501.4 ypg) and No. 16 in scoring offense, averaging 37.8 points per game. Tech finished with a 7-5 mark and played in the 2012 Meineke Car Care Bowl of Texas.

Texas Tech was one of the nation's most improved defenses in 2012, ranking No. 22 in pass defense and surrendering less than 200 yards passing per game (195.8). That defense held than No. 5/4 West Virginia, one of the nation's most prolific offenses, to its lowest point total of the 2012 season in a 59-14 Red Raiders win.

In 10 seasons at Auburn (1999-2008), Tuberville led the Tigers to 85 overall wins, which ranks fourth in school history. The Tigers also won 49 Southeastern Conference games, a number that is the fourth-best mark in the SEC. Tuberville led Auburn to seven-straight bowl appearances, including New Year's Day bowl games in four of those years.

In 2004, Tuberville led Auburn to its best season ever as the Tigers won a school-record 13 games and captured the SEC Championship and the NOKIA Sugar Bowl title. Auburn won its first conference title since 1989, including its first outright championship since 1987. Auburn defeated five top 15 teams, becoming just the 10th NCAA Division I-A team to finish 13-0 or better. The Tigers earned their first ever berth in a Bowl Championship Series game and defeated Virginia Tech, 16-13 in the Sugar

Bowl. For his efforts, Tuberville was named the AFCA, Associated Press, Paul "Bear" Bryant, FCA, SEC and Walter Camp Coach of the Year.

Tuberville built an Auburn program that excelled both on and off the field. Players flourished under Tuberville's guidance as Auburn earned 36 first-team All-Southeastern Conference awards, eight All-America honors, 26 SEC All-Freshmen accolades, 57 SEC Player of the Week honors, two SEC Player of the Year awards, two Jacobs Awards presented annually to the league's top blocker and one Most Valuable Player of the SEC Championship game.

Tuberville is currently on the Board of Trustees of the American Football Coaches Association. For his numerous achievements during his career, he was inducted into the Arkansas Sports Hall of Fame in February, 2008.

In May 2008, he participated in the inaugural Armed Forces Entertainment Coaches Tour in the Middle East with fellow college coaches Mark Richt of Georgia, Randy Shannon of Miami (Fla.), Jack Siedlecki of Yale and Charlie Weis of Notre Dame.

With a mission to help boost troop morale, the six-day tour made stops at military bases in Germany, Qatar, Bahrain, United Arab Emirates and a visit to the USS Nassau in the Persian Gulf.

A longtime supporter of the military, Tuberville has strong ties to the Wounded Warrior Project, hosting several games in recent years to benefit injured veterans.

Coaching stops at perennial college football powers University of Miami and Texas A&M and a four-year head coaching stint at the University of Mississippi gave him the background in building and maintaining a successful program.

During his time at Miami (1986-93) serving on the staffs of Jimmy Johnson and Dennis Erickson, Tuberville was a defensive coach on teams which won three national championships, posted an 87-9 record and played in nine consecutive New Year's Day bowls.

Tuberville began his collegiate coaching career at Arkansas State in 1980, coaching various segments of the Indians' defense over the next five seasons. During a five-year stay at Arkansas State, Tuberville coached defensive backs, nose guards and linebackers. During his final year at ASU, the Indians advanced to the second round of the NCAA Division I-AA playoffs.

He began his coaching career at Hermitage (Ark.) High School where he spent two years as an assistant and two as a head coach. After three straight four-win seasons, Tuberville guided HHS to a 7-3 mark in 1979 before moving to Arkansas State.

A 1976 graduate of Southern Arkansas University, Tuberville was a letterman at free safety and a two-year member of the golf team at SAU. He is a 1972 graduate of Harmony Grove High School in Camden, Ark.

Tuberville is married to the former Suzanne Fette of Guilford, Ind. They are the parents of two sons, Thomas Tucker, a walk-on QB at Auburn, and Troy Allen.

THE TUBERVILLE FILE

PLAYING CAREER

1972-76	Southern Arkansas (Free Safety; Golf Team member)
1968-72	Harmony Grove High School (Camden, Ark.)

COACHING CAREER

Year	School.....	Position
1980-84	Arkansas State.....	Defensive Line/Linebackers
1986-92	Miami (Fla.).....	Defensive Line/Linebackers
1993	Miami (Fla.).....	Defensive Coordinator
1994	Texas A&M.....	Defensive Coordinator
1995-98	Ole Miss.....	Head Coach
1999-08	Auburn University.....	Head Coach
2010-12	Texas Tech University.....	Head Coach
2013-	Cincinnati.....	Head Coach

CHAMPIONSHIPS

Year	School.....	Championship
1987	Miami (Fla.).....	National
1989	Miami (Fla.).....	National
1991	Miami (Fla.).....	National/BIG EAST
1992	Miami (Fla.).....	BIG EAST
2000	Auburn.....	SEC West
2002	Auburn.....	SEC West
2004	Auburn.....	SEC
2005	Auburn.....	SEC West

BOWLS COACHED IN

Year	School.....	Bowl
1986	Miami (Fla.).....	Fiesta
1987	Miami (Fla.).....	Orange
1988	Miami (Fla.).....	Orange
1989	Miami (Fla.).....	Sugar
1990	Miami (Fla.).....	Cotton
1991	Miami (Fla.).....	Orange
1992	Miami (Fla.).....	Sugar
1993	Miami (Fla.).....	Fiesta
1997	Ole Miss.....	Motor City
1998	Ole Miss.....	Independence
2000	Auburn.....	Citrus
2001	Auburn.....	Peach
2002	Auburn.....	Capital One
2003	Auburn.....	Music City
2004	Auburn.....	Sugar
2005	Auburn.....	Capital One
2006	Auburn.....	Cotton
2007	Auburn.....	Chick-fil-A
2010	Texas Tech.....	TicketCity.com
2012	Texas Tech.....	Meineke Car Care of Texas
2013	Cincinnati.....	Belk

PERSONAL INFORMATION



Birthdate: September 18, 1954
Hometown: Camden, Ark.
Wife: The former Suzanne Fette of Guilford, Ind.
Children: Thomas Tucker, Troy Allen
Education: Southern Arkansas (B.S., 1976)

TUBERVILLE'S HEAD COACHING RECORD

Year	School	Conference	Overall
1995-98	Ole Miss	12-20	25-20
1999-08	Auburn	51-29	85-40
2010-12	Texas Tech	9-17	20-17
2013-	Cincinnati	6-2	9-4
TOTALS		78-68 (.534)	140-81 (.633)

EDDIE GRAN

OFFENSIVE COORDINATOR/RB

Eddie Gran returned to Clifton as the Bearcats' offensive coordinator and running backs coach in 2013 after serving as UC's wide receivers coach from 1992-93.

Gran came to UC after three seasons at Florida State, where he served as associate head coach, running backs coach and special teams coordinator, helping lead the Seminoles to their first ACC Championship since 2005, first 11-win season since 2000 and ninth Orange Bowl appearance in 2012.

The 27-year coaching veteran had the most prolific offense in school history in 2013, as the Bearcats led the American Athletic Conference in total offense (472.1) and rushing offense (168.3) with the offense totaling a school-record 6,137 yards.

OT Eric Lefeld, TE Blake Annen and RB/RS Ralph David Abernathy IV were First-Team All-AAC selections while OG Sam Longo and WR Anthony McClung were second-team honorees.

Gran's 27 seasons in the college ranks includes stops from coast-to-coast. It began at his alma mater Cal Lutheran, where he played four seasons as a wide receiver. He spent 15 seasons as a running backs coach and special teams coordinator in the SEC, including 10 years at Auburn, followed by stops at Tennessee and Florida State before rejoining Tommy Tuberville's staff in 2013. Gran previously coached with Tuberville at Miami (1990-91), Ole Miss (1995-98) and Auburn (1999-2008).

He has also established himself as one of the nation's top recruiters. He has spent the better part of two decades recruiting Miami and greater South Florida as his primary territory. He helped Florida State attract the nation's No. 1 recruiting class in 2011 and was named one of ESPN.com's Top 25 Recruiters of the Year in 2011.

The 2012 season was one of the best ever for Gran's special teams' pupils. FSU kicker Dustin Hopkins set the NCAA career record for scoring by a kicker and was a finalist for the Lou Groza Award for the second-straight year in addition to numerous All-America honors and First Team All-ACC accolades. Hopkins set the NCAA career scoring record for kickers (466 points), as well as establishing NCAA, ACC and FSU records with 88 career field goals.

The Noles' punt return and kickoff return units were arguably the most dynamic in the country, as each ranked second in the ACC and No. 7 and No. 17 in nation, respectively. Rashad Greene scored two touchdowns on punt returns and ranked second in the country with a 15.35 punt return average, while Tyler Hunter also had a punt return score. On kickoff returns, Lamarcus Joyner and Karlos Williams combined to average 24.6 yards per return.

Under Gran's direction, FSU's stable of running backs also had one of the most prolific seasons in the country and in school history, averaging 203 rushing yards per game and tallying 2,639 yards and an FSU-record 37 touchdowns on the ground in 2012.

The Seminoles rushed for over 200 yards seven times, including a 385-yard performance versus Wake Forest, and had three different running backs rush for over 500 yards in Chris Thompson (687 yards, five touchdowns), Devonta Freeman (630 yards, eight touchdowns) and James Wilder, Jr. (583 yards, 13 touchdowns). Thompson, who played in eight games before suffering a season-ending knee injury, was named Second Team All-ACC and captured the ACC's Brian Piccolo Award given to the conference's "most courageous" player.

Florida State boasted the nation's second-best special teams unit

in 2011 based on the Football Outsiders Efficiency Ratings. Shawn Powell became FSU's first consensus All-American punter and the school's all-time leader in multiple punting categories as a three-year starter. Powell led the Football Bowl Subdivision with a 47-yard overall average and the Seminoles ranked second nationally in net punting (41.3). Hopkins was named one of three finalists for the Lou Groza Award and Gran's return game featured some of the most electrifying players in Greg Reid, Joyner and Williams. Reid was one of the nation's most dangerous punt return specialists in the ACC, averaging 10.7 yards per return and scoring two touchdowns during the 2010 and 2011 seasons.

In 2011, Gran's running back corps played behind a banged up offensive line bringing down the group's production from the 2010 season. However, Gran still produced one of the top freshman running backs in FSU history as Freeman ran for 579 yards - the fifth best single season total by an FSU freshman. Freeman also led the team with eight rushing touchdowns.

Gran helped develop Florida State's running game into one of the strongest in the ACC in his first season in Tallahassee in 2010. The Seminoles averaged nearly 5.0 yards per carry and ranked third in the league in rushing touchdowns with 27. The Seminoles ranked fourth in the league in scoring as compared to sixth the year before Gran's arrival. In 2010, three Seminole running backs gained more than 400 yards rushing on the ground led by FSU's leading rusher Thompson, who gained 845 yards. It was only the sixth time in FSU history that a trio gained more than 400 yards in a season. FSU ran for more than 200 yards five times as a team including a 298-yard performance against in-state rival Miami which capped off a string of four consecutive 200-yard rushing games - BYU (278), Wake Forest (201), Virginia (256) and Miami (298). FSU ran for 218 yards in the Chick-fil-A bowl win over SEC East Champion South Carolina.

Gran has a strong record for developing backfield talent. During his 14 seasons as the assistant to Tommy Tuberville at Ole Miss and Auburn, he sent eight running backs to the NFL, including former Tigers Carnell Williams, Ronnie Brown, Rudi Johnson, Brandon Jacobs, Heath Evans and Kenny Irons. They were preceded by former Rebels Deuce McCallister and John Avery.

Tennessee's Mario Hardesty (1,345 yards) added his name to the lengthy list of 1,000-yard rushers Gran has worked with over the course of his career in '09. Hardesty, who did not fumble on 282 carries from scrimmage in 2009, was a second-round draft pick of the Cleveland Browns in 2010. He was selected one slot after Auburn's Ben Tate (Houston Texans), whom Gran coached in 2008.

Gran's tenure as a special teams coach included oversight of Auburn kicker John Vaughn, who was the SEC Special Teams Player of the Year in 2006. With his hands-on approach in all facets of special teams play, Gran is widely regarded as one of the most meticulous in tutoring the game's critical "third phase."

Gran has four daughters, Bently, Dillan, Sydney and Lucy Grace.

He is deeply involved in the community for a cause that has changed his life and continues to impact others. The Sydney Gran Foundation is a charity designed to support children's hospitals and other families whose children are facing serious illness. Sydney, the third of the Gran's four daughters, was born with the rare disease called Holoprosencephaly. She passed away just shy of her sixth birthday in 2005. Additional information is available at www.sydneygranfoundation.org.



PERSONAL INFORMATION

Birthdate: July 21, 1965
Hometown: Escondido, CA
Children: Bently (19), Dillan (16), Sydney and Lucy Grace (8)
Education: Cal Lutheran (1987, B.S.)

PLAYING CAREER

1984-87 Cal Lutheran (Wide Receiver)

COACHING CAREER

Year	School.....	Position
1987-88	Cal Lutheran	Wide Receivers
1989	SE Missouri State	Running Backs
1989	East Carolina	Graduate Assistant
1990-91	Miami (Fla.)	Graduate Assistant
1992-93	Cincinnati	Wide Receivers
1994	Idaho State	Wide Receivers
1995-98	Ole Miss	Special Teams/Running Backs
1999-2008	Auburn	Special Teams/Running Backs
2009	Tennessee	Special Teams/Running Backs
2010-12	Florida State	Associate HC/Special Teams/RB
2013-	Cincinnati	Offensive Coordinator/RB

BOWLS COACHED IN

Year	School.....	Bowl
1990	Miami (Fla.)	Cotton
1997	Ole Miss	Motor City
1998	Ole Miss	Independence
2000	Auburn	Citrus
2001	Auburn	Peach
2002	Auburn	Capital One
2003	Auburn	Music City
2004	Auburn	Sugar
2005	Auburn	Capital One
2006	Auburn	Cotton
2007	Auburn	Chick-fil-A
2009	Tennessee	Chick-fil-A
2010	Florida State	Chick-fil-A
2011	Florida State	Champs Sports
2012	Florida State.....	Orange
2013	Cincinnati	Belk

DARREN HILLER

OFFENSIVE LINE



Darren Hiller joined the University of Cincinnati football coaching staff in January of 2013 and will mentor the offensive line.

Hiller is in his 21st season of coaching and came to UC after a year at Nevada in the same position.

Hiller was part of a 2013 staff that produced the most prolific offensive unit in Cincinnati history. The Bearcats set the school record with 6,137 yards of total offense and led the American Athletic Conference averaging 472.1 yards per game.

UC's offensive line allowed only 17 sacks in 2013, leading the American Athletic Conference and ranking among the Top-25 nationally. Eric Lefeld (first team) and Sam Longo (second team) were All-American Athletic Conference selections, with Lefeld the only unanimous all-conference pick in 2013.

In his lone season with the Wolfpack, coaching "The Union," as the offensive front at Nevada has been called for nearly three decades, the team rushed for an average of 271 yards per game, which ranked seventh in the NCAA FBS while allowing only 18 sacks. Offensive tackle Jeff Nady was a First-Team All-Mountain West Conference honoree while Joel Bitonio was an honorable-mention all-league selection. Bitonio was a second-round selection by the Cleveland Browns in the 2014 NFL Draft.

Hiller came to Nevada after a successful decade-long run at Arkansas State. While in Jonesboro, Hiller and the Red Wolves racked up a pair of conference championships, including a 10-2 record in 2011 and an appearance in the GoDaddy.com Bowl. He coached 16 All-Sun Belt Conference players, including an NFL Draft selection and five NFL free agents.

In 2010, Hiller saw three ASU offensive linemen were named All-Sun Belt Conference, including first team selection Derek Newton and second team choices Tom Castilaw and Sifa Etu. The Red Wolves' o-line paved the way for a school-record 4,841 yards of total offense that also ranked 40th in the nation.

In 2008, the offensive line helped lead ASU to the nation's 18th best rushing attack and a then school record for total offense. ASU also finished the 2008 season ranked 39th in the nation. Under Hiller's direction, the offensive line paved the way for ASU's 2007 running game that finished ranked 29th in the country.

Prior to joining ASU, Hiller spent two seasons at Arkansas-Monticello before moving on to one season at Northwestern State University. While at UAM, Hiller helped the team finish in the top five in Division II in total offense and scoring offense. During that time, UAM also broke 30 offensive school records.

A two-year starter at offensive guard at West Texas A&M (previously West Texas State), he also coached there from 1994-98 and helped his teams to national rankings in Division II and led that division in several offensive categories.

He started his collegiate career at Chabot Junior College in Hayward, Calif., where he received all-conference honors at offensive guard. A team captain, he was also a member of the GTE Academic All-America team. While at Chabot, his team played in the 1991 Merced Elks Bowl against Palomar Junior College for the national championship.

Born in Fremont, Calif., Hiller attended Washington High School where he played offensive guard and inside linebacker. A team captain, he received all-league honors.

He is married to the former Tracie Lenhart of Lubbock, Texas, and they have two daughters, Hailey and Aubrey, and one son, Colton.



PERSONAL INFORMATION

Birthdate: Feb. 8, 1972
Hometown: Fremont, Calif.
Wife: Tracie
Children: Daughters - Hailey and Aubrey;
Son - Colton
Education: West Texas A&M (1995, B.S.)

PLAYING CAREER

1990-91 Chabot College (Offensive Line)
1992-93 West Texas A&M (Offensive Line)

COACHING CAREER

Year	School.....	Position
1994	West Texas A&M.....	Student Assistant
1995-98	West Texas A&M.....	Offensive Line
1999-00	Arkansas-Monticello	Offensive Line
2001	Northwestern State	Offensive Line
2002-11	Offensive Line	Arkansas State
2012	Nevada.....	Offensive Line
2013-	Cincinnati	Offensive Line

BOWLS COACHED IN

Year	School.....	Bowl
2005	Arkansas State.....	New Orleans
2011	Arkansas State.....	GoDaddy.com
2012	Nevada.....	Gildan New Mexico
2013	Cincinnati	Belk

DARIN HINSHAW

PASSING GAME COORDINATOR/QB

Darin Hinshaw joined the University of Cincinnati staff in 2013 as the passing game coordinator and quarterbacks coach.

During 2013, Hinshaw was part of a staff that produced the most prolific offensive unit in Cincinnati history. The Bearcats set the school record with 6,137 yards of total offense and led the American Athletic Conference averaging 472.1 yards per game.

UC had six quarterbacks take snaps from center in 2013, including record-setting signal-caller Brendon Kay. Kay became only the fourth quarterback in Bearcats history to throw for 3,000 or more yards in a season. The sixth-year senior, who played through injuries all season, finished with six 300-yard games in the regular season, going 262-of-395 for 3,302 yards and 22 touchdowns. He added six rushing touchdowns and gained 276 yards on the ground. He earned American Athletic Conference Player of the Week honors after going 29 of 50 for 386 yards and two touchdowns in a 24-17 victory over Houston.

Kay set the school career mark for completion percentage (.654) and the single-season record for completions with 262. Kay's 3,302 yards was the second-best single-season mark in school history.

Hinshaw, a record-setting quarterback during his playing days at UCF, came to UC after three seasons at Tennessee, working with the quarterbacks from 2010-11 before moving over to the wide receivers and serving as the recruiting coordinator in 2012.

Tennessee finished the 2012 campaign with 5,711 yards, ranking second in school history behind only the 5,794 registered by the 1997 squad.

Cordarrelle Patterson, a First-Team All-SEC selection, set UT's single-season record with 1,858 all-purpose yards. Included in that total was 46 receptions for 778 yards and five TDs. Patterson's 16.9 yards per catch average led the Vols and was fourth in the Southeastern Conference.

Justin Hunter, who earned Second-Team All-SEC honors, grabbed 73 balls for 1,083 yards and nine TDs, the second-best single-season mark for receptions.

Hinshaw guided QB Tyler Bray to a record-setting start to the 2011 season as the signal caller set a school record for completion percentage in a game. He also started the year with the most passing yards in a three-game span in UT's storied history. Hinshaw was ranked as a Top-10 recruiter in 2011 by Rivals.com.

In 2010, Hinshaw's impact was immediate as Tennessee's quarterbacks coach. The former signal-caller helped two UT quarterbacks - both making their debuts in Knoxville - lead the Vols offense to a bowl game and a third-place finish in the SEC's Eastern Division.

Hinshaw's quarterback duo of Matt Simms and Bray combined for 3,309 yards passing and 26 touchdowns in 2010. The true freshman Bray assumed the starter's role in November and guided the team to a 4-0 finish to claim bowl eligibility.

Hinshaw, A Punta Gorda, Fla., native, was at Memphis from 2007-09 as the wide receivers coach. He joined the Tigers staff after serving one season as offensive coordinator and quarterbacks coach at Georgia Southern. In 2006, Georgia Southern ranked 27th nationally in total offense, averaging 359.9 yards per game.

Prior to that, Hinshaw worked at Middle Tennessee for five seasons. He was the running backs coach his first two seasons before being elevated to co-offensive coordinator in February 2003.

Under Hinshaw's guidance, the MTSU offense consistently led the Sun Belt Conference and was among the nation's statistical leaders. A highlight was in 2003, when the Blue Raiders offense was the highest scoring unit in the league at 27.7 points a contest. Hinshaw made his way to Middle Tennessee from Central Florida, his alma mater. Hinshaw spent 1999 as a graduate assistant before taking over the quarterback coaching duties in 2000.

Hinshaw set numerous school records for the Knights, finishing as career leader in every major passing category, including yards (9,000) and TDs (82). During his time under center, UCF had a combined 28-16 record, including a 9-3 mark in 1993 that resulted in a berth in the Division I-AA playoffs. Hinshaw was named in 2004 to UCF's 25th Anniversary Team.

Following his playing days at UCF, Hinshaw began a career in pro football. After a brief stint with the Cleveland Browns, he spent two years with the Orlando Predators of the Arena Football League.

Hinshaw earned his bachelor's degree in finance in 1993 and a master's in business administration from UCF in 1996.

Hinshaw and his wife, Pam, have four children: daughters Sydney, Hayley and Carley; and son Darin Jr.



PERSONAL INFORMATION

Born: June 6, 1972
Hometown: Punta Gorda, Fla.
Wife: Pam
Children: Sydney, Hayley, Carley, Darin Jr.
Education: UCF (1993, B.S.; 1996, MBA)

PLAYING CAREER

1991-93 UCF (Quarterback)
1994-95 Orlando Predators (Quarterback)

COACHING CAREER

Year	School.....	Position
1999	Central Florida	Graduate Assistant
2000	Central Florida	Quarterbacks
2001-02	Middle Tennessee	Running Backs
2003-05	Middle Tennessee	Co-Offensive Coordinator
2006	Georgia Southern	Offensive Coordinator/QB
2007-09	Memphis	Wide Receivers
2010-11	Tennessee	Quarterbacks
2012	Tennessee	Wide Receivers
2013-	Cincinnati	Passing Game Coordinator/QB

BOWLS COACHED IN

Year	School.....	Bowl
2007	Memphis.....	New Orleans
2008	Memphis.....	St. Petersburg
2010	Tennessee.....	Music City
2013	Cincinnati	Belk

MARC NUDELBERG

SPECIAL TEAMS COORDINATOR/TE



Marc Nudelberg is in his first season as the tight ends coach and special teams coordinator on the University of Cincinnati football staff and his second year in Clifton. He spent the 2013 season as an offensive graduate assistant before being promoted into his current role in January 2014.

Nudelberg worked directly with Offensive Coordinator Eddie Gran and the running backs, helping coach First-Team All-American Athletic Conference selection Ralph David Abernathy IV. Nudelberg was part of a staff that produced the most prolific offensive unit in Cincinnati history. The Bearcats set the school record with 6,137 yards of total offense and led the American Athletic Conference averaging 472.1 yards per game.

Nudelberg came to Cincinnati after eight seasons at Florida State, including three as the quality control assistant for the offensive and special teams units. During the time at his alma mater, Nudelberg directly worked with Gran, current FSU head coach Jimbo Fisher and legendary coach Bobby Bowden.

From 2010-13, Nudelberg was the offensive and special teams quality control coach, working directly with the specialists and running backs as well as assisting with the scout special teams and drills. Outside of practice, Nudelberg was responsible for special teams film breakdown and scouting reports. He worked with a pair of NFL specialists, punter Shawn Powell and kicker Dustin Hopkins, and the Seminoles were the nation's top-ranked special teams unit in 2011.

From 2009-10, he worked with the running backs and directly with Bowden on gameday, coordinating communication between the head coach and the offensive staff. He was also responsible for game week film, practice breakdowns, meeting cut ups and front and blitz drawings.

He was a student equipment manager and assistant from 2005-09, working with the quarterbacks and Fisher. He was responsible for producing the daily offensive practice script, drawing play cards, maintenance of equipment for quarterbacks and wide receivers, setting up of individual QB drills and post-practice data entry.

Nudelberg earned his bachelor's degree in economics from Florida State in 2009. He is working towards a master's in criminal justice from UC.

The native of Cooper City, Fla. is engaged to Rachel Sparling. The couple has a June 2014 wedding scheduled.



PERSONAL INFORMATION

Birthdate: Sept. 10, 1986
Hometown: Cooper City, Fla.
Fiancee: Rachel
Education: Florida State (2009, B.S.)

COACHING CAREER

Year	School.....	Position
2005-09	Florida State.....	Student Assistant
2009-10	Florida State.....	Assistant (Offense/RB)
2010-12	Florida State.....	Quality Control (Off./ST)
2013	Cincinnati	Graduate Assistant
2014-	Cincinnati	Tight Ends

BOWLS COACHED IN

Year	School.....	Bowl
2005	Florida State.....	Orange
2006	Florida State.....	Emerald
2007	Florida State.....	Music City
2008	Florida State.....	Champs Sports
2009	Florida State.....	Gator
2010	Florida State	Chick-fil-A
2011	Florida State	Champs Sports
2012	Florida State.....	Orange
2013	Cincinnati	Belk

BLAKE ROLAN

WIDE RECEIVERS



Blake Rolan joined the University of Cincinnati football staff as the wide receivers coach in 2013.

In 2013, he was part of a staff that produced the most prolific offensive unit in Cincinnati history. The Bearcats set the school record with 6,137 yards of total offense and led the American Athletic Conference averaging 472.1 yards per game.

WR Anthony McClung was a Second-Team All-American Athletic Conference honoree and the team's most outstanding receiver, leading the Bearcats in receiving and finishing fifth in the conference with 939 yards on 72 receptions, including five touchdowns. The wide out pulled in 6.2 receptions per game and tallied seven games of 90 or more receiving yards.

UC's wideouts tallied 25 of the team's 28 TD receptions in 2013 with Chris Moore's nine scores leading the way. Shaq Washington and Mekale McKay enjoyed breakout years in 2013. Washington had 78 catches, the fifth-best effort in school history while McKay averaged 30.3 yards per catch and had seven TDs. McKay would have led the NCAA FBS in yards per catch but needed five more receptions to qualify.

Rolan came to UC after spending the 2010-12 seasons at Tennessee as an offensive intern working with Darrin Hinshaw, UC's passing game coordinator and quarterbacks coach.

Tennessee finished the 2012 campaign with 5,711 yards, ranking second in school history behind only the 5,794 registered by the 1997 squad.

Cordarrelle Patterson, a First-Team All-SEC selection, set UT's single-season record with 1,858 all-purpose yards. Included in that total were 46 receptions for 778 yards and five TDs. Patterson's 16.9 yards per catch average led the Vols and was fourth in the Southeastern Conference.

Justin Hunter, who earned Second-Team All-SEC honors, grabbed 73 balls for 1,083 yards and nine TDs, the second-best single-season mark for receptions.

Rolan spent the 2009 season tutoring running backs at the University of West Georgia.

In 2008, Rolan served as an offensive graduate assistant for UC head coach Tommy Tuberville at Auburn University assisting with the tight ends.

Rolan, a native of Rome, Ga., played collegiately (2000-03) as a quarterback and tight end at Division I Middle Tennessee State. There, he helped the Blue Raiders capture a Sun Belt Conference title. Rolan transferred to Louisville and earned a bachelor's degree in marketing in 2005 and a master's degree in higher education administration and sports management from Auburn in 2008.

He began his coaching career at Kentucky Country Day from 2004-07, serving as both assistant head coach and offensive coordinator.

Rolan is married to the former Bennett Sumner. They have a son, Houston.



PERSONAL INFORMATION

Birthdate: April 1, 1981
Hometown: Rome, Georgia
Wife: Bennett
Children: Houston
Education: Louisville (2005, B.A.) Auburn (2008, M.A.)

PLAYING CAREER

2000-03 Middle Tennessee State (Quarterback/Tight End)

COACHING CAREER

Year	School.....	Position
2004-07	Kentucky Country Day HS.....	Offensive Coordinator
2008	Auburn.....	Offensive Graduate Assistant
2009	West Georgia.....	Running Backs
2010-12	Tennessee.....	Offensive Quality Control
2013-	Cincinnati.....	Wide Receivers

BOWLS COACHED IN

Year	School.....	Bowl
2013	Cincinnati.....	Belk

HANK HUGHES

CO-DEFENSIVE COORDINATOR/LB

Hank Hughes joined the University of Cincinnati football staff in early 2014 as the co-defensive coordinator and linebackers coach.

Hughes, a 35-year veteran of the coaching ranks, brings a wealth of experience from the college and professional level in his second stint at UC. He was the Bearcats defensive line coach in 1993.

He joins UC after 13 seasons at UConn, including two stints as the Huskies defensive coordinator. During that span, UConn had several nationally-ranked defenses, made five bowl appearances and won a share of two conference championships.

In addition to his role as UConn's defensive coordinator in 2013, Hughes was the Huskies' assistant head coach for the past two seasons (2012-13), served as the assistant head coach for defense from 2005-10, was the defensive coordinator from 2002-04 after joining the program in Feb. 2001 as the defensive line coach, a position group he mentored throughout his tenure at UConn.

The Huskies closed out 2013 with three straight wins and their rush defense ranked among the Top-25 in the NCAA FBS. LB Yawin Smallwood earned First-Team All-American Athletic Conference Honors while DT Shamar Stephen was a member of the second team.

The 2012 season saw the Husky defense ranked as one of the finest in school history as the unit ranked seventh in the country in rushing, ninth in total defense and 19th in scoring defense. Defensive end Trevardo Williams was selected in the fourth round of the NFL Draft by the Houston Texans.

In 2011, UConn's rushing defense was ranked fourth in the country and first in the BIG EAST. Defensive lineman Kendall Reyes was named First Team All-BIG EAST for the second year in a row. In 2010, his defense was ranked 28th in the country and fourth in the BIG EAST in pass efficiency defense and was also ranked 35th in the country in scoring defense. Following the 2009 season, he was named the Assistant Coach of the Year by the Gridiron Club of Greater Boston.

The UConn defense finished the 2008 season ranked sixth in the country and first in the BIG EAST Conference in total defense at 278.00 yards per game and was also ninth in passing efficiency defense (first in BIG EAST), 16th in rushing defense (second in BIG EAST) and 22nd in scoring defense (third in BIG EAST).

Under Hughes, UConn led the BIG EAST in total defense in each of its first two seasons in the league. The Huskies

finished seventh in the nation in 2006, averaging 297.1 yards per game in total defense while also ranking fourth in passing defense and seventh in passing efficiency defense. The Huskies used their stout defense to gain the 2007 BIG EAST Championship with the team ranking in the top 17 nationally in passing defense, passing efficiency defense and scoring defense.

In 2002, the Huskies' first Division I-A season, Hughes defense ranked fifth in the nation in passing defense (160.4 yards per game), 18th in passing efficiency defense (102.44 rating) and 19th in total defense (316.1 yards per game). The Huskies ranked 23rd nationally by forcing 32 turnovers.

UConn continued this defensive success in 2004 as the team led the BIG EAST in both total and passing defense en route to the program's first ever bowl berth, a 39-10 victory over Toledo in the Motor City Bowl. The leader of Hughes' defense, Alfred Fincher, became the first Husky drafted in 11 years.

The 2006 season saw defensive tackle Rhema Fuller become the first Husky to ever be a finalist for the Draddy Trophy.

Before coming to UConn, Hughes was the defensive line coach at the University of Memphis from 1998-2000. The Tigers finished the 2000 season as the No. 1 rated defense in Division I-A against the run (72.7 rushing yards allowed per game), fifth in the nation in total defense (275.3 yards per game) and 14th in scoring defense (18.1 points allowed per game).

Hughes worked at Harvard (1994-97) where he was the assistant head coach, defensive line coach and special teams coordinator. He was defensive line coach at Cincinnati in 1993 and was an assistant coach for the Montreal Machine of the World League of American Football in 1991 and 1992, serving as linebacker coach in 1991 and adding defensive coordinator duties in 1992.

Hughes was the linebacker coach and recruiting coordinator at James Madison from 1985-90, served as linebackers and defensive line coach at Lafayette from 1982-84 and also coached the defensive line at Northeastern (1981), Springfield College (1980) and Albany (1979).

Hughes is a 1979 graduate of Springfield College with a bachelor's degree in physical education. He played for four years at linebacker and was a two-year starter. A native of Albany, N.Y., Hank and his wife, Jackie have four children, Raquel Marie, Henry, Jack and Charles.



PERSONAL INFORMATION

Born: Oct. 19, 1957
Hometown: Albany, N.Y.
Wife: Jackie
Children: Raquel Marie, Henry, Jack & Charles
Education: Springfield (1979, B.S)

PLAYING CAREER

1976-79 Springfield (linebacker)

COACHING CAREER

Year	School.....	Position
1979	Albany.....	Defensive Line
1980	Springfield College.....	Defensive Line
1981	Northeastern.....	Defensive Line
1982-84	Lafayette	Linebackers/Defensive Line
1985-90	James Madison.....	Linebackers/Recruiting Coord.
1991	Montreal Machine.....	Linebackers
1992	Montreal Machine.....	Defensive Coordinator/LB
1993	Cincinnati	Defensive Line
1994-97	Harvard.....	Asst. HC/DL/Special Teams
1998-2000	Memphis.....	Defensive Line
2001	UConn	Defensive Line
2002-04	UConn	Defensive Coordinator/DL
2005-10	UConn	Asst. HC for Defense/DL
2011-2012	UConn	Assistant Head Coach/DL
2013	UConn	Defensive Coordinator/DL
2014-	Cincinnati	Co-Defensive Coordinator/LB

BOWLS COACHED IN

Year	School.....	Bowl
1987	James Madison.....	I-AA First Round
2004	UConn	Motor City Bowl
2007	UConn	Meineke Car Care
2008	UConn	International
2009	UConn	PapaJohns.com
2010	UConn	Fiesta

STEVEN CLINKSCALE

CORNERBACKS



Steven Clinkscale joined the University of Cincinnati staff in February of 2013.

The 2013 Bearcats' defense was one of the best in the country, ranking in the top 10 nationally in both rushing defense (6th, 104.5 ypg) and total defense (9th, 315.6 ypg). Cincinnati was also among the top 30 in 10 of the 11 primary defensive categories tracked in the national stats, including 14th in scoring defense (21.0 ppg).

CB Deven Drane was a Second-Team All-American Athletic Conference honors in the inaugural season of the league

Clinkscale came to Cincinnati after a year coaching the cornerbacks at Illinois.

During his year at Illinois, Clinkscale mentored Honorable Mention All-Big Ten selection Terry Hawthorne while the Fighting Illini ranked in the Top-20 nationally in pass defense, surrendering under 200 yards passing per game.

He joined the Illini staff after spending three seasons at Toledo, including the last two as the cornerbacks coach and special teams coordinator. Under his leadership, Toledo's cornerbacks played a key role in the Rockets' defensive resurgence, while special teams were a strong suit during Clinkscale's tenure at UT. The kickoff return team ranked 11th in the nation in 2010 and the punt return unit ranked 17th in 2011.

In 2011, Clinkscale helped the Rockets become a national leader in takeaways, as Toledo ranked 16th in turnovers gained in 2011. UT also ranked third in the nation in turnover margin and 29th in third-down defense in 2011. Clinkscale guided the Rockets to a No. 17 finish in punt return average in 2011, which helped Toledo to a 9-4 campaign and a victory in the Military Bowl.

Clinkscale also helped develop Eric Page into one of the most electrifying return men in college football, as Page was named a third-team All-American by Phil Steele and a finalist for the Paul Hornung Award, given annually to the nation's most versatile player. Page also was named first-team All-Mid-American Conference as a receiver, kickoff returner and punt returner.

Toledo went from allowing 37.7 points per game in 2009 to 28.5 in 2010. The Rocket 'D' also increased its forced turnovers from 21 to 34, the fifth-highest takeaway total in the nation in 2010, and tied for eighth-most interceptions in the country with 20. UT also finished 11th in the nation in kickoff return average, helping propel Toledo to an 8-5 season and its first bowl appearance in five years.

In 2010, Clinkscale helped guide junior Desmond Marrow as he returned to the lineup after a nearly two-year absence. Marrow responded with an outstanding season, with 72 tackles, three interceptions and six pass breakups. On special teams, Clinkscale helped coach Page, who averaged 31.1 yards per return, earn numerous first-team All-America honors. He was the only player in the FBS to return three kickoffs for touchdowns.

Clinkscale went to Toledo with eight years of college coaching experience: one year at Western Carolina (2008) and seven seasons at Division II Ashland University (2001-07). In his only season at Western Carolina, Clinkscale worked with the Catamount defensive backs in addition to serving as Western's academic liaison.

During his seven seasons at Ashland, Clinkscale served mostly as a secondary coach, spending his final season as the linebackers coach. Clinkscale also served as the academic liaison at AU, where the football team routinely posted combined GPAs of 3.0 or better.

Clinkscale mentored two All-Americans (Devin Conwell and Toure Carter) and two Cactus Bowl (NCAA Division II All-Star game) participants at Ashland. Conwell was named the 2005 GLIAC Defensive Back of the Year.

A native of Youngstown, Ohio, Clinkscale was a four-year starter and a team captain at Ashland. He played in the 2000 Snow Bowl, the Division II all-star game. He earned his bachelor's degree in sports science, with a concentration in therapeutic recreation, in 2000.

Clinkscale and his wife, Jasena, have four sons: Isaiah, Elijah, and twins, Zion and Zivon.



PERSONAL INFORMATION

Born: Sept. 21, 1977
Hometown: Youngstown, Ohio
Wife: Jasena
Children: Isaiah, Elijah, Zion, Zivon
Education: Ashland (2000, B.S.)

PLAYING CAREER

1997-00 Ashland (Defensive Back)

COACHING CAREER

Year	School.....	Position
2001-07	Ashland.....	Linebackers/Defensive Backs
2008	Western Carolina	Defensive Backs
2009-11	Toledo	Cornerbacks/Special Teams Coord.
2012	Illinois	Cornerbacks
2013-	Cincinnati	Defensive Backs

BOWLS COACHED IN

Year	School.....	Bowl
2010	Toledo	Little Caesars Pizza Bowl
2011	Toledo	Military Bowl
2013	Cincinnati	Belk

JEFF KOONZ

SAFETIES



Jeff Koonz enters his first season on the University of Cincinnati football staff, coaching the safeties.

Koonz, who was a graduate assistant for UC head coach Tommy Tuberville during the 2004 season at Auburn, comes to UC after four years coaching the linebackers at Louisiana Tech.

During the 2013 campaign, Koonz directed a revamped linebacking corp with Texas Tech transfer Daniel Cobb leading LA Tech's defense with 82 total tackles and a team-best 12 tackles for a loss. Cobb, named to the Conference USA Honorable Mention All-Conference team, recovered two fumbles, forced a fumble, was in on 1.5 sacks, intercepted a pass and blocked a kick during the season. He was aided by Mitch Villemez' 69 tackles and three forced fumbles.

In his second season in Ruston, Tech's defense was the "Year of the Linebacker" with starting linebackers Adrien Cole and Jay Dudley accounting for 230 total tackles - 65 percent of Tech's tackles on the season. Cole led the team with 128 tackles and 13 tackles for a loss as he was named first team All-WAC and the WAC Defensive Player of the Year while Dudley was responsible for 102 tackles, eight tackles for a loss and four interceptions returned for 94 yards, three of which were returned for a touchdown.

His first year at Louisiana Tech saw three of his linebackers finish the season in the top four on the team in tackles with Adrien Cole earning second team All-WAC honors.

Koonz previously served as a defensive quality control assistant at Texas, helping lead the Longhorns to a Big 12 title and an appearance in the 2009 BCS national championship game against Alabama.

Prior to his one-year stint at Texas, Koonz was the secondary coach at Iowa State for two seasons under Chizik while also assisting with special teams. Koonz's year as overseeing the defensive quality control at Texas was his second stint with the Longhorns having previously served as a graduate assistant coach in Austin during the 2005-06 seasons, coaching the linebackers.

During Koonz's first stay at Texas, the Longhorns won the national collegiate football championship over USC in the 2006 Rose Bowl. Texas was 13-0 that season en route to the Big 12 championship.

Koonz was also a graduate assistant coach at Auburn during the 2004 campaign, coaching the secondary, and was a student assistant coach at Auburn for over a year. While at Auburn, he worked on staffs that led the Tigers to the 2002 Capital One Bowl championship, a 2003 Music City Bowl victory, the 2004 SEC championship and a win in the 2004 Nokia Sugar Bowl.

He graduated from Auburn in 2004 with a bachelor's of science degree in physical education and received his Master's degree in educational administration from Texas in 2006.

Koonz married the former Maura McDermott in July 2011 and the couple has a daughter, Mary Margaret and a son Jameson Jeffrey.



PERSONAL INFORMATION

Born: May 30, 1982
Hometown: Wallkill, N.Y.
Wife: Maura
Children: Mary, Jameson
Education: Auburn (1988, B.S.)

COACHING CAREER

Year	School.....	Position
2003	Auburn	Student Assistant
2004	Auburn	Defensive GA
2005-06	Texas	Defensive GA
2006	Texas	Linebackers
2007-08	Iowa State	Secondary
2009	Texas	Quality Control
2010-13	Louisiana Tech	Linebackers
2014-	Cincinnati	Safeties

BOWLS COACHED IN

Year	School.....	Bowl
2003	Auburn	Music City Bowl
2004	Auburn	Sugar Bowl
2005	Texas	Rose Bowl
2006	Texas	Alamo Bowl
2009	Texas	BCS National Championship
2011	Louisiana Tech	Poinsettia Bowl

ROBERT PRUNTY

ASSOCIATE HEAD COACH/CO-DEF. COORD./DL

Robert Prunty joined the University of Cincinnati football staff in January 2013 as the associate head coach and defensive ends coach. He added the responsibility of co-defensive coordinator following the 2013 campaign.

The 2013 Bearcats' defense was one of the best in the country, ranking in the top 10 nationally in both rushing defense (6th, 104.5 ypg) and total defense (9th, 315.6 ypg). Cincinnati was also among the top 30 in 10 of the 11 primary defensive categories tracked in the national stats, including 14th in scoring defense (21.0 ppg).

DT Jordan Stepp earned First-Team All-American Athletic Conference honors in the inaugural season of the league while DE Silverberry Mouhon was a second-team selection.

In addition, Prunty has been recognized as a top recruiter in each of the last four years, earning conference recruiter of the year honors from Scout.com at Texas Tech (2010-11, 2011-12) and Cincinnati (2012-13, 2013-14).

Prunty came to UC after three seasons at Texas Tech University. In Lubbock, he was part of a strong defensive turnaround in 2012 as the Red Raiders finished the regular season ranked No. 39 in the NCAA FBS in total defense after finishing No. 114 in 2011.

Kerry Hyder was a Second-Team All-Big 12 selection, finishing third on the squad with 56 tackles and a team-leading 14.0 tackles for a loss and six sacks. He tallied 10.5 of those TFLs during Big 12 play, leading the conference.

Prunty, who joined the Red Raiders in 2010 from Hargrave Military Academy, put his mark on the Red Raider football program almost immediately. Prunty was an integral part in signing the highest rated football recruiting class in school history in 2011. For his efforts, he was named the 2010-11 Big 12 Recruiter of the Year by both Rivals and Scout.

His recruiting skills again paid off for the Red Raiders in 2012 as Texas Tech landed its second-highest rated class in school history. And yet again, Prunty was named the Big 12 Recruiter of the Year by Scout.com and Fox Sports.

Prunty's football knowledge and the ability to recruit were the reasons he was brought on board to help Tommy Tuberville install and championship level football program. Since 2002, Prunty served as the head football coach at Hargrave Military Academy where 27 of his players went on to the National Football League (NFL). Since 1999, the academy has been responsible for six first-round draft choices including two first-round players coached by Prunty. The academy has also produced two players faced by Texas Tech in bowl games: Virginia offensive tackle Branden Albert and Mississippi defensive tackle Peria Jerry. Albert and Perry were first-round picks by Kansas City and Atlanta, respectively.

Prior to his tenure at Hargrave, Prunty led a resurgence at Gretna High School in Gretna, Va., as he redirected a program that lost 44 consecutive games between 1991-1995 and went 11-1 in his final season there in 2001. Gretna went on to become a powerhouse, winning multiple state championships.

Prunty is a Chatham, Va., native and a 1983 Hargrave Military Academy graduate. He earned his bachelor's degree in social work from Alabama A&M in 1988.

Coach Prunty and his wife Kimberly have a son, Robert Prunty Jr., and a daughter Gabrielle.



PERSONAL INFORMATION

Born: Dec. 23, 1964
Hometown: Chatham, Va.
Wife: Kimberly
Children: Robert Jr., Gabrielle
Education: Alabama A&M (1988, B.S.)

PLAYING CAREER

1983-84 Hampton University
1985-88 Alabama A&M University

COACHING CAREER

Year	School.....	Position
1993-2001	Gretna HS	Head Coach
2002-09	Hargrave Military Academy	Head Coach
2010-12	Texas Tech	Defensive Ends
2013-	Cincinnati	Associate Head Coach/DE
2014-	Cincinnati	Co-Defensive Coord./Assoc. HC/DE

BOWLS COACHED IN

Year	School.....	Bowl
2010	Texas Tech	TicketCity
2012	Texas Tech	Meineke Car Care of Texas
2013	Cincinnati	Belk

GRADUATE ASSISTANTS & QUALITY CONTROL STAFF

**BROCK BANDRU**

QUALITY CONTROL (DEFENSE)

Brock Bandru joined the UC football staff in 2014 where he will serve as a defensive quality control assistant.

Bandru assists the defensive staff in all facets of the program's day-to-day operation, including practice planning and management, working with the offensive scout team, and assisting with the defensive line.

He comes to UC after serving as a volunteer assistant at Nebraska in 2013. He also was a student equipment manager for the Huskers while finishing his undergraduate degree.

He received a bachelor of science in business administration with a minor in economics from the University of Nebraska-Lincoln in 2012.

The Ord, Neb. native lives in Cincinnati.

**KENYON BLUE**

DEFENSIVE GRADUATE ASSISTANT

Kenyon Blue came to Cincinnati in 2014 and serves as a defensive graduate assistant.

Blue will assist the defensive staff in all facets of the program's day-to-day operation, including practice planning and management, working with the offensive scout team, and assisting with the defensive backs.

He came to Cincinnati after a year at Washington, where he served as a graduate assistant, working with the running backs. He spent the 2011 and 2012 seasons at Purdue as the Boilermakers' offensive graduate assistant.

Blue was at Western Carolina during the 2011 season as a defensive assistant, working primarily with the cornerbacks.

An All-Big Sky Conference performer as a senior at Idaho State in 2008, he spent two years coaching the corners at his alma mater in 2009 and 2010.

In his final collegiate season, Blue racked up 1,087 all-purpose yards in earning Idaho State's Special Teams Player of the Year honor. He returned 12 punts for a 10.9 average and 18 kickoffs, averaging 25.9 yards per attempt including an 81-yarder against Weber State.

Blue also picked up 283 yards rushing with two touchdowns and he caught 21 passes for 214 yards and two more touchdowns in '08.

The San Diego, Calif., native was an Honorable Mention All-Big Sky selection on the offensive side of the ball in 2004 and '05. He tied the Idaho State record for career games played at the time of his graduation.

He earned his bachelor's degree in sociology from Idaho State in 2008. Blue has a son, Kenyon.

**LUKE GOODWIN**

DEFENSIVE GRADUATE ASSISTANT

Luke Goodwin is in his second year as a defensive graduate assistant on the University of Cincinnati football staff.

Goodwin assists the defensive staff in all facets of the program's day-to-day operation, including practice planning and management, working with the offensive scout team, and assisting with the linebackers.

The 2013 Bearcats' defense was one of the best in the country, ranking in the top 10 nationally in both rushing defense (6th, 104.5 ypg) and total defense (9th, 315.6 ypg). Cincinnati was also among the top 30 in 10 of the 11 primary defensive categories tracked in the national stats, including 14th in scoring defense (21.0 ppg).

Goodwin came to UC after spending the 2012 season as a quality control assistant working with the defense at Texas Tech.

He started his coaching career as a quality control assistant on defense at North Carolina in 2011.

The Catawba, N.C. native graduated from North Carolina in 2011 with a bachelor's degree in history in sports administration.

Goodwin and his wife Mallory, live in Cincinnati.

**NICK GRIMES**

OFFENSIVE GRADUATE ASSISTANT

Nick Grimes joined the Bearcats' football staff in 2014 and will serve as an offensive graduate assistant.

Grimes will assist the offense staff in all facets of the program's day-to-day operation, including practice planning and management and working with the defensive scout team.

He comes to UC after serving as the offensive coordinator at Howe HS in Texas. Grimes coached the offensive line at Navasota HS in 2012.

The College Station, Texas native played offensive line at both Sam Houston State and Tulsa. He won a Class 4A North Carolina State Championship as a senior center and defensive tackle at Rose HS in Greenville.

His father JB is the offensive line coach at Auburn.

**RYAN PUGH**

OFFENSIVE GRADUATE ASSISTANT

Ryan Pugh joined the University of Cincinnati staff in 2014 as an offensive graduate assistant.

Pugh will assist the offense staff in all facets of the program's day-to-day operation, including practice planning and management, working with the defensive scout team, and assisting with the offensive line.

He came to UC after spending the 2013 as an offensive graduate assistant at Virginia Tech, working with the offensive line. He held the same role at Auburn in 2012.

Before getting into the coaching ranks, Pugh was a standout offensive lineman at Auburn, starting 45 games at center for 2007-10. He was a Rimington Award finalist, Lowe's Senior Class Award Finalist and Associated Press Third-Team All-American as a senior in 2010 on the Tigers' National Championship squad. He signed as an undrafted free agent with the Carolina Panthers the following spring before starting his coaching career.

The Birmingham, Ala. native prepped at the powerhouse Hoover HS, playing center and offensive tackle. He was a captain for the east squad in the U.S. Army All-American Bowl, playing every snap in the game.

He earned his bachelor's degree in building science from Auburn in 2012. Pugh and his wife Cathey Lee, live in Cincinnati.

**JESSE SMITH**

QUALITY CONTROL (OFFENSE)

Jesse Smith joined the UC staff in 2013 as an offensive quality control assistant.

Smith assists the offense staff in all facets of the program's day-to-day operation, including practice planning and management, working with the defensive scout team, and assisting with the tight ends.

In 2013, he was part of a staff that produced the most prolific offensive unit in Cincinnati history. The Bearcats set the school record with 6,137 yards of total offense and led the American Athletic Conference averaging 472.1 yards per game. TE Blake Annen was a First-Team All-American Athletic Conference choice.

He started his coaching career at Tennessee in 2012, working with current UC assistants Darin Hinshaw and Blake Rolan.

Smith earned a bachelor's degree in sport administration with a minor in business administration from Radford University in 2011.

The Reston, Va. native is one of eight children and his brother Elijah is a student assistant at James Madison.

**ANTRIONE ARCHER**

DIRECTOR OF PLAYER DEVELOPMENT

Antrione Archer joined the Bearcats in the Summer of 2011 as the Director of Player Development.

In his role, Archer will work directly with UC's student-athletes, providing guidance and counsel and ensuring they are adhering to the program goals and policies regarding intellectual, social, spiritual, physical, and skill development.

He will also help manage many of UC's off-the-field responsibilities including overseeing the highly-successful Cats In The Community program. Prior to joining the Bearcats, Archer worked in private business in Cincinnati for several years.

The Tennesse, Ga. native was a two-year letterwinner at Central Michigan (2007-08). He overcame a viral heart condition which caused him to miss the 2005 and 2006 seasons. He was part of two Mid-American Conference Championship teams and a Motor City Bowl Championship squad.

He earned a bachelor's degree in sports management with a minor in marketing from CMU in 2008.

Archer and his wife Twinkle have a son Antrione Jr.

**GREG BRUNER**

DIRECTOR OF FOOTBALL RECRUITING

Greg Bruner enters 2014 serving as the University of Cincinnati football director of recruiting.

He oversees the day-to-day operations of the recruiting program including database management, organizing all official and unofficial visits, coordinating special events associated with recruiting, managing the current roster and recruiting budgets as well as administering all recruiting paperwork including transcripts and scholarship documents. Bruner also assists with team travel, football camps and coaches' clinics.

Bruner rejoined the UC staff in 2011 and was the director of football video from 2011-14. He was named the American Athletic Conference Video Coordinator of the Year by the Collegiate Sports Video Association following the 2013 season.

In his former role, he was responsible for the preparation of weekly scouting reports, film breakdown, and implementation of recruiting weekends, motivational videos, daily practice video, and overseeing a staff of student assistants.

Bruner, a 2003 graduate of UC, returned to the Bearcats program after five seasons at the University of Illinois in the same position. He previously headed the Bearcats video operation from 2003-05 before joining the Fighting Illini. In addition to his video duties at UC, Bruner also assisted with team travel, gameday personnel, banquets, and alumni weekends.

Bruner, a native of Fairfield, Ohio, is a 2003 graduate of Cincinnati where he received a Bachelor's degree in political science. During his time as an undergraduate, he served as a video intern for four years.

Bruner and his wife, Heather, have three children: daughters, Emma and Eva, and a son, Tyler.

**JENA BUSHELMAN**

ADMINISTRATIVE ASST. FOOTBALL RECRUITING

Jena Bushelman joined the UC football staff in 2014 as the administrative assistant for recruiting.

In her role, Bushelman assists in the day-to-day operations of the recruiting office, assistant with database management, official and unofficial visits, coordinating special events associated with recruiting, football camps and coaches' clinics.

She had spent the previous four seasons as a student assistant in the football office, working with the coaching and support staff on a day-to-day basis.

Bushelman, a Cincinnati native, earned her associates degree in business administration from UC in 2013 and is working towards a bachelor's degree.

**ADAM HANNON**

RECRUITING & OPERATIONS ASSISTANT

Adam Hannon is a recruiting and operations assistant with the University of Cincinnati football program.

In his role, he assists the associate AD/football operations and the director of recruiting in the day-to-day operations of the program, working with the business and compliance offices and assisting with team travel.

He came to UC as an undergraduate intern with the football program in 2012.

While an undergraduate at Bowling Green, Hannon served as a student-assistant with the football program under Head Coach Dave Clawson.

Hannon earned a bachelor's degree in sports administration from BGSU in 2012.

He is one of four children. His brother Ryan played baseball and sister Jill played soccer at Plymouth State and his sister Emily was a soccer player at Saint Anselm.

The Bow, N.H. native lives in Cincinnati.

**REID KAGY**

ASST. DIRECTOR/FB STRENGTH & CONDITIONING

Reid Kagy joined the UC football strength and conditioning staff in 2013.

In addition to working with football, Kagy also works with the men's soccer and women's golf teams and assists with baseball.

Kagy has gained additional experience working at D1 Sports Training and serving internships at Toledo and UAB.

The Tiffin, Ohio native graduated from Ohio State University in 2012 with a bachelor's degree in exercise science. He played football at Mount Union in 2007 and 2008 and was a member of the Raiders National Championship team in 2008.

Kagy and his wife Karlyn live in Cold Spring, Ky.

**SHERRY MURRAY**

ASSISTANT TO THE HEAD FOOTBALL COACH

Sherry Murray joined the UC football staff in 2010 as the executive assistant to the head football coach after working two years in the UCATS office.

In her current role, Murray coordinates event scheduling and is responsible for all staff and office operations as well as coordinating all events surrounding the football program.

Prior to joining the football staff, Murray served as the administrative coordinator in the UCATS office from 2008-2010 where she was responsible for the day-to-day operations of the UCATS office and coordination of all UCATS events.

Prior to coming to UC, she was employed by the Northwest Local School District from 1999-2008. For the first eight years she was the assistant to the head football coach and assistant principal and finished out her ninth year in the school board administration office of student services.

Murray has been a lifelong resident of Cincinnati, and earned an associate's degree from the University of Cincinnati in applied business in 1991. She and her husband Mark are the proud parents of Jacob and Luke Murray.

**ADAM NIEMEYER**

DIRECTOR OF FOOTBALL VIDEO

Adam Niemeyer joined the UC football staff full-time in 2012 as the assistant director of football video.

Niemeyer started as a student video assistant with the football program in 2007, later serving as a graduate assistant before the promotion to his current role in 2012.

He assists with the preparation of weekly scouting reports, film breakdown, and implementation of recruiting weekends, motivational videos, daily practice video, and helps oversee a staff of student assistants.

Niemeyer earned his bachelor's degree in journalism from UC's College of Arts and Sciences in 2011 and a master's degree in communications in 2013.

During the racing season, Niemeyer assists FOX 19 with their NASCAR coverage, also providing commentary to several website.

The Elder HS grad lives in Cincinnati.

**DAVID NEILL**

ASST. DIRECTOR/FB STRENGTH & CONDITIONING

David Neil came to the University of Cincinnati in January of 2013 as an assistant director of football strength and conditioning.

In addition to working with football, Neill also works with the Bearcats' women's soccer squad.

Neill came to UC after serving the 2012 season as an assistant football strength and conditioning coach at his alma mater, Texas Tech. He played in 36 games for the Red Raiders, seeing action on the offensive and defensive lines and on special teams. He played defensive tackle until early in the 2010 season and moved to the offensive line, playing every position except for center. He was a two-time First-Team Academic All-Big 12 selection as a junior (2010) and a senior (2011).

Neill earned a pair of degrees in Lubbock, a bachelor's in exercise science in 2011 and a master's in sport management in 2012. Neill, a native of Highland Village, Texas, and his wife Ally, live in Northern Kentucky.

**BLAKE REID**

DIRECTOR OF ATHLETIC EQUIPMENT

Blake Reid joined the University of Cincinnati staff in the summer of 2013 as the director of athletic equipment, working directly with the Bearcats' football team.

Reid handles all day-to-day aspects of the football program's equipment needs, including purchasing, maintenance, organization, as well as coordination of the 12-member student assistant program.

Reid came to UC after serving as an assistant equipment manager for the Army Athletic Association from 2007-13. His primary focus was on the day-to-day operations of the Army's football team. In addition, he served as the head men's and women's basketball equipment manager, placing him in charge of the budgeting, purchasing, inventory, and issuance of all team-issued apparel.

Reid graduated from Iowa State University with a degree in Kinesiology. During his time at Iowa State, he had the opportunity to be part of the football team in a student manager role.

Reid has also served as a volunteer equipment manager for the 2008 East-West All Star college football game. He was also heavily involved in the creation of the 2008, 2011 and 2012 Army-Navy Pro Combat uniforms as well as the Black Knights' men's basketball vintage uniforms and women's basketball's "Pink Zone" uniforms. Reid is a native of Onslow, Iowa, and lives in Cincinnati.

SUPPORT STAFF


JAKE RIEDEL
ASST. DIRECTOR/FB STRENGTH & CONDITIONING

Jake Riedel joined the UC strength and conditioning staff in 2013.

At UC, Riedel assists with football as well as working with the swimming and diving, men's golf, women's tennis and cheerleading squads.

He came to UC after working as a strength and conditioning graduate assistant at Valdosta State. Riedel served a graduate internship at Iowa from May-August of 2012. He worked as a student intern in strength and conditioning while an undergraduate student at Wisconsin-Whitewater. He also worked as a strength coach with NX Level Sports Performance and Stoughton High School.

He played football at both Valparaiso and Wisconsin Whitewater.

Riedel has a pair of degrees from Wisconsin Whitewater, earning a bachelor's degree in health and human performance and recreation with a coaching minor in 2011 and a master's degree in health and human performance and recreation in 2012.

The South Milwaukee, Wisc. native lives in Fort Thomas, Ky.


CARL SCHMID
ASST. DIRECTOR/FOOTBALL VIDEO

Carl Schmid joined the UC football staff January of 2013. After serving as a recruiting assistant, he was promoted into his current role as the assistant director of football video in July 2014.

Schmid assists in the preparation of weekly scouting reports, film breakdown, and implementation of recruiting weekends, motivational videos, daily practice video, and overseeing a staff of student assistants.

In his previous role, he created graphics, assisted with gameday recruiting operations, official and unofficial visits, facility tours, recruiting mailings, and data maintenance. He also helped to maintain and manage the official twitter account for the football program (@Bearcats_FB) and helped grow the followers of the account by nearly 300% in the first nine months.

Prior to joining UC, Schmid spent two seasons as an assistant football coach at Turpin HS and three years as the head coach for the eighth grade basketball team at Nagel Middle School.

The lifelong resident of Cincinnati, earned his bachelors degree in sports administration from UC in 2014.


PATRICK SCREEN
ASST. DIRECTOR/FB EQUIPMENT OPERATIONS

Patrick Screen joined the University of Cincinnati staff in July of 2013 and serves as the assistant director of football equipment operations.

Screen assists head equipment manager Blake Reid in the day-to-day operations of the football equipment room in the Richard E. Lindner Center.

Screen's responsibilities include the maintenance and organization of all football practice and game equipment, laundry, fitting and helping oversee the 10-member student assistant program.

For home and away games and practices Screen oversees the setup and teardown of Nippert Stadium and UC's home and game locker rooms.

He joined UC after stints with Georgia Southern and Nevada as an assistant equipment manager.

Screen earned his bachelor's degree from Appalachian State University in 2010 where he served as a student manager.


ORLANDO SMITH
ASSOC. DIRECTOR/FB STRENGTH & CONDITIONING

Former University of Cincinnati standout Orlando Smith returned to the Bearcats in December of 2012 as the associate director of football strength and conditioning.

Smith, who works with the football and baseball teams at UC, was at Texas Tech from 2009-12, spending three years under current UC head coach Tommy Tuberville.

Prior to Texas Tech, Smith served as an assistant strength and conditioning coach at the University of South Carolina from 2005-2008, after spending two years at the University of Kansas in a similar role.

Following graduation in 1999, Smith took a position as running backs coach at Thomas More College in Kentucky, before moving on to his first NCAA FBS position as a graduate assistant strength coach for football at the University of Minnesota.

A former all-conference running back for the University of Cincinnati in the late 1990's, Smith helped lead the Bearcats to the 1997 Humanitarian Bowl championship. He twice earned All-Conference USA honors.

Smith graduated from UC in 1999 with a degree in criminal justice/psychology. While with the Minnesota program, he earned a master's degree in sport management in December of 2002.

Smith and his wife Denise have a daughter, Mia.


VINCE SURIANO
DIRECTOR, HIGH SCHOOL & PLAYER RELATIONS

Vince Suriano, a long-time head coach at Anderson High School, joined the University of Cincinnati football staff as director of high school and player relations in February of 2013.

Suriano joined UC after a season as the senior offensive assistant and quarterbacks coach at Thomas More College. In his role at UC, he manages the Bearcats' on-campus recruiting program and focus on outreach and relationships with high school programs within the tri-state area.

Suriano spent the 2007-11 seasons at the College of Mount St. Joseph, where he was the associate head coach and offensive coordinator, helping lead MSJ to a conference championship in 2009 and playoff appearances in 2007 and 2009.

Prior to Mount St. Joseph, Suriano served as the head coach at Anderson High School from 1987-2007. During that time, he had a 147-61 record and had three undefeated regular seasons, won 12 conference championships and appeared in the state playoffs nine times.

He was inducted into the Anderson HS Hall of Fame in the spring of 2012 and the Ohio High School Football Coaches Association Hall of Fame in June 2013.

He also served as the head coach at Cadiz High School from 1984-1987 and as an assistant coach at Martins Ferry High School from 1974-1984.

Suriano earned his bachelor's degree from West Liberty State College and his master's degree from the University of Dayton.

Suriano and his wife Crystal have two sons, Michael and Christopher, three grandchildren and live in Anderson Township in Cincinnati.


JOE WALKER
DIRECTOR, FB STRENGTH & CONDITIONING

Joe Walker joined the UC football staff in December of 2012 as the director of football strength and conditioning.

Walker came to UC after three years in the same role at Texas Tech University under current UC head coach Tommy Tuberville.

Walker joined the Red Raiders in 2010 after spending two seasons as an assistant strength coach at Auburn, as he joined the Tiger staff in February 2007.

His arrival at Auburn in 2007 was not his first stint with the Tigers as he served as a graduate assistant from May 2003 until May 2005 where he worked directly with the football program then led by Tuberville. Following his graduate assistantship at Auburn, he moved to Texas where he served as an assistant strength coach at TCU from May 2005 until January 2007. Walker also gained experience through brief stints at Kansas State and Pittsburgh.

Walker earned a bachelor's degree in recreation management/fitness option from Lock Haven University in 2002 and a master's degree in adult education from Auburn in 2004.

He and his wife Lauren have three sons, Caden, Colby and Caleb.


JOHN WIDECAN
ASSOCIATE AD/FOOTBALL OPERATIONS

John Widecan begins his 25th season with the University of Cincinnati Football Program.

As the Associate Director of Athletics for Football Operations, he is in charge of the day-to-day operations for the team, including duties such as team travel, recruiting operations, events, camps, clinics, team schedule, technology, and other facets of the football program.

In 2014, he earned the Doc Collins Award for his contributions to the Southwest Ohio Football Coaches Association, the organization's highest honor.

Widecan joined the Bearcats in 1989 as a graduate assistant football coach. He was promoted in 1991 to a full-time administrative position in which he assisted with day-to-day operations and assumed the duties of video director for the football team. Widecan was recognized as the 1997-98 Conference USA Video Coordinator of the Year by the Collegiate Sports Video Association.

As his responsibilities continued to expand, he was named the Director of Football Operations in 2000, and the program hired a video coordinator to handle the increased team video needs.

Prior to coming to UC, Widecan began his career as defensive line coach at his alma mater, Mercyhurst.

A native of Wickliffe, Ohio, he was an all-conference and all-area performer at Wickliffe High. He earned Football News Division III All-America honors as well as all-ECAC acclaim at Mercyhurst.

He earned his bachelor's degrees in mathematics and education in 1988. He later received his master's degree in criminal justice from UC in 1990.

His family includes his wife, Michelle, and children Mallory, a student at UC, Collin (16), and J.P. (7).

**DR. ANGELO COLOSIMO**

DIRECTOR OF ORTHOPAEDIC SERVICES

Angelo J. Colosimo, M.D. is currently an Assistant Professor, Director of the Division of Sports Medicine and Director of Orthopaedic Services for University of Cincinnati Department of Athletics.

Colosimo is in his 22nd season as Team Orthopaedic Surgeon for the University of Cincinnati and also served in the same role for the Cincinnati Bengals Football Club from 1999-2011. He is the co-director of the University of Cincinnati/Wellington Sports Medicine Fellowship.

Dr. Colosimo takes an active role in the Greater Cincinnati community by supporting and providing medical coverage for several area high schools.

A native of Yonkers, N.Y., Dr. Colosimo was a two-time first-team academic all-America running back at Colgate University. He signed as a free agent with the New England Patriots and eventually entered New York University School of Medicine, where he obtained his M.D.

Dr. Colosimo conducted his orthopaedic residency training at the Duke University Medical Center and assisted in the care of the Blue Devil athletics teams. Upon completion of his orthopaedic residency, he moved on to a Sports Medicine Fellowship with the Kentucky Sports Medicine Clinic in Lexington, Ky., and served as assistant orthopaedic surgeon to both Kentucky and Eastern Kentucky athletics.

Dr. Colosimo is a member of numerous societies, including The American Orthopaedic Society for Sports Medicine, Arthroscopy Association of North America, American Academy of Orthopaedic Surgeons and many others. He also is on the board for Greater Cincinnati Chapter of the National Football Foundation and College Hall of Fame.

As the director of the sports medicine division in the department of orthopaedics at the University of Cincinnati, Dr. Colosimo is involved in the education of residents and sports medicine fellows. He is involved in ongoing sports medicine research and lectures regionally and nationally on numerous sports medicine topics.

**DR. JON DIVINE**

DIRECTOR OF MEDICAL SERVICES

Dr. Jon Divine is in his fifth season as director of medical services and head team physician for the University of Cincinnati Department of Athletics and his fourth year with the football team.

He has served as an associate professor in UC's department of orthopaedic surgery in the sports medicine division since 2012.

From 2006-2009 and 2013 to the present, he has served as medical director for Cincinnati's Flying Pig Marathon, coordinating and overseeing medical coverage for the annual race which averages 25,000 runners.

He currently serves as the First Vice President of the American Medical Society for Sports Medicine (AMSSM) and will be the organizations' president in 2015.

From 2005-10, Divine founded and served as the director of the CCHMC Primary Care Sports Medicine Fellowship, also heading the division of sports medicine from 2004-12.

During that time, he was also an associate professor in the department of pediatrics at CCHMC. He came to Cincinnati from Houston, where he was on the clinical and teaching faculty of Southwest Memorial Family Practice. He also was medical director of The Wellness Institute of Memorial-Hermann Healthcare System and team physician for the University of Houston and the Houston Comets women's basketball team.

He earned his medical degree at the University of Texas Medical Branch at Galveston and completed his residency in the family medicine department at Baylor College of Medicine. He is board certified in family practice and is a fellow in the American College of Sports Medicine.

**DR. JEROME MCMAHON**

TEAM DENTIST

Jerome E. McMahon, DDS, is the Director of University of Cincinnati Medical Center Dental Center and serves as UC's team dentist.

Dr. McMahon received his Doctor of Dental Surgery degree from Case Western Reserve University and then completed an Advanced Education in General Dentistry (AEGD) residency at Ft. Benning, Georgia.

He is the founding director of the AEGD program at University of Cincinnati Medical Center Dental Center and holds the rank of assistant professor in the Division of Oral and Maxillofacial Surgery and Dentistry at the University of Cincinnati College of Medicine. Dr. McMahon is a fellow of both the American Association of Hospital Dentists, and the Academy of General Dentistry.

Additionally, he is a Diplomate of the American Board of Special Care Dentistry and a retired Lieutenant Colonel in the US Air Force Reserves Dental Corps. He is a member of the American Dental Association, the Ohio Dental Association and the Cincinnati Dental Society.

**BOB MANGINE**

ASSOCIATE AD/SPORTS MEDICINE

Bob Mangine's extensive experience in the field of athletics training makes him well-suited to diagnose and treat injuries as well as advising on their prevention.

As athletics trainer for football, Mangine supervises a program that addresses the health and well-being of the Bearcats on a year-round basis by drawing from over three decades of experience in sports medicine.

Mangine, who assumed the football duties in 2005, has served as Director of Rehabilitative Services at the University of Cincinnati since 2002. He has worked with both amateur and professional athletes since 1976, when he first arrived at UC. In 1982, he assisted in the development of the nationally recognized Cincinnati Sportsmedicine and Orthopaedic Center. After serving approximately 10 years with the organization, he started his own practice which merged with NovaCare Rehabilitation in 1998.

While he was a student at the University of Pittsburgh, Mangine launched his career in athletics training. He served as assistant trainer of the Pittsburgh Condor Basketball Club and as head athletics trainer at the Community College of Allegheny County prior to graduation in 1977.

Mangine served as director of rehabilitation at UC from 1977-80 while earning his master's degree. After two years as an assistant professor of physical therapy at the Medical College of Virginia, he returned to Cincinnati to work in private clinics.

Mangine currently serves as National Director of Clinical Research and Education for NovaCare and is President of MBM Consultants, which provides management for physical therapy and occupational therapy management.

A 25-year award recipient of the National Athletic Trainers Association, he was the head athletic trainer for the aquatic teams at the 1996 Olympics, and the Goodwill Games of 1986, 1990 and 1998. He is a charter member of the Sports Physical Therapy Section Hall of Fame.

**DAN SPRINGER**

ASSOCIATE HEAD ATHLETIC TRAINER, FOOTBALL

**KRIS CHALK**

ASSISTANT ATHLETIC TRAINER

**DR. JIM ELLIS**

TEAM OPTOMETRIST

Jim Ellis, D.O., joined the UC athletics staff in 1979 and is the Bearcats' team optometrist.

Dr. Ellis has conducted research in the Department of Neurology in the College of Medicine, lectured to residents, fellows and students on the subject of ocular trauma, worked as a vision specialist in the University student medical center in addition to serving as a member of the sports medicine staff.

Ellis endows a scholarship to the Athletic Training Education Program and has raced in the 1,000-mile Mille Miglia in Italy, the Monte Carlo Grand Prix in Europe and the Sebring 12-hour race.

He earned his bachelor's degree from Ohio State University in 1965 and his Doctor of Optometry from the University of Chicago in 1969.

MIKE BOHN

DIRECTOR OF ATHLETICS



Mike Bohn was named the director of athletics at the University of Cincinnati on Feb. 6, 2014

Bohn's career spans thirty years and includes record-setting achievements at multiple institutions.

"We are beyond excited to join the UC community--with its rich history and remarkable momentum," Bohn said. I am eager to partner with a highly energized President who understands the collaborative role that athletics can play in advancing the University's vision and values. Go Bearcats!"

"To recruit a leader of Mike's caliber and national standing only reaffirms the strength, promise and pride of UC Athletics. Mike has successfully moved multiple high profile programs to greater heights, and I am confident that he will help us do the same," Ono said. "I invite all of you to join me in welcoming Mike and his family to the Bearcat family."

As director of athletics at the University of Colorado from 2005 to 2013, Bohn successfully led their transition to the Pac-12 Conference. CU won four conference championship titles within two years, including the first for men's basketball in over 43 years. Meanwhile, Bohn enhanced academic support for scholar-athletes, resulting in departmental highs for APR and GPA.

He oversaw several multi-million dollar capital projects and facility upgrades, as well as secured the largest corporate sponsorship in school history. In 2008, CU garnered national attention for launching the first zero-waste stadium initiative at the college or professional level. In 2013, CU was named the most economically efficient athletics department in the nation by the Laboratory for the Study of Intercollegiate Athletics at Texas A&M.

Prior to the University of Colorado, Bohn served as director of athletics at San Diego State University. Under his watch, SDSU football increased season ticket sales by 27% and game-day attendance by 59%, in addition to setting a SDSU single-game attendance record of 57,000 against Idaho State. The SDSU baseball team set a NCAA single-game attendance record of 40,000.

As director of athletics at the University of Idaho from 1999 to 2003, Bohn successfully led their transition to the Division I-A ranks from the Big Sky Conference. Under Bohn, UI began construction on the Vandal Athletics Center, the first athletic facilities improvement in two decades. Additionally, he spearheaded a 20% increase in the Vandal Scholarship Fund and a \$350,000 surge in annual corporate support.



Bohn spent three years at Colorado State University as associate director of athletics. At CSU, he was responsible for all external revenue-producing operations, including: ticket sales; fundraising through the Greater Ram Club; licensing; corporate sales; signage; capital campaigns; broadcasting rights fees; and special events.

Prior to CSU, Bohn served as Director of Marketing for the College Football Association. The CFA, the precursor to the current Bowl Championship Series, consisted of six major football conferences encompassing 67 universities. Bohn assisted with the CFA's administration of a \$67 million television package involving ABC, ESPN and ESPN2.

He began his athletic administrative career at the Air Force Academy, where he played a major role in increasing football season ticket sales from 6,000 to 20,000 and in implementing a fundraising campaign that generated \$16 million for stadium improvements.

Bohn received a bachelor's degree from the University of Kansas, where he was recruited as a quarterback and also played baseball, and a master's degree in sports administration from Ohio University.

He is married to the former Kim Zeren, and they have a son, Brandon, and a daughter, Michaelyn Tynan, along with a son-in-law, John Tynan, and a grandson, Chase Tynan.

UC ATHLETICS SENIOR STAFF



DR. DAVID SZYMANSKI
FACULTY ATHLETICS REP



KAREN HATCHER
EXEC. SR. ASSOC. AD/EXTERNAL AFFAIRS



OMAR BANKS
SR. ASSOC. AD/INTERNAL AFFAIRS



BRENDAN FOURACRE
SR. ASSOC. AD/FACILITIES



DR. JOE LUCKEY
SR. ASSOC. AD/ACADEMICS



MAGGIE MCKINLEY
SR. ASSOC. AD/SWA



MAGGIE MCKINLEY
ASSOC. AD/MARKETING

DR. SANTA JEREMY ONO

28TH PRESIDENT OF THE UNIVERSITY OF CINCINNATI



Santa Jeremy Ono, PhD, is the 28th President at the University of Cincinnati. After serving on an interim basis for two months, he was appointed to the presidency on Oct. 23, 2012.

President Ono first arrived at UC in 2010, serving two years as the Senior Vice President for Academic Affairs and Provost. As Provost, he led the development of an Academic Master Plan (AMP) aligned to the university's strategic plan, UC2019. The AMP, unveiled in May 2012, outlined an initial investment of about \$10 million toward long-term strategic goals set for completion in UC's bicentennial year, 2019.

Dr. Ono is the first Asian American to serve as UC's chief executive and one of only a few Asian Americans to serve as president of a major research institution in the United States.

Dr. Ono also serves as Professor of Pediatrics within UC's College of Medicine and Professor of Biology in the McMicken College of Arts and Sciences. Dr. Ono's principal research interests focus on transcriptional regulation in the human immune system, mechanisms of mast cell dependent inflammation on the ocular surface and the immune component of age-related macular degeneration.

Prior to UC, Dr. Ono served at Emory University as Vice Provost for Academic Initiatives and Deputy to the Provost and then Senior Vice Provost for Undergraduate Academic Affairs, also serving as Professor in the Department of Ophthalmology, Emory University School of Medicine.

Earlier in his career, he also served in a variety of teaching, research and administrative positions at the Johns Hopkins School of Medicine, Harvard Medical School (and the Schepens Eye Research Institute), University College London (UCL) and Moorfields Eye Hospital in London.

Effective in July 2013, the U.S. Department of State Office of Foreign Missions appointed Dr. Ono to serve as Honorary Consul of Japan.

Dr. Ono's service in the community includes the Cincinnati Business Committee and the boards of Ohio's Third Frontier, Cincinnati USA Regional Chamber of Commerce, Cincinnati Art Museum, Cincinnati Symphony Orchestra, CincyTech, UC Health, Uptown Consortium, United Way, and Japan America Society of Cincinnati. He chairs the UC Research Institute board, the United Way Research Council and the board of the Global HEED (Promoting Health, Education and Economic Development), and co-chairs the Cincinnati/Northern Kentucky Early Grade-Level Reading Campaign. He is a member of the Chancellor's Ohio Completion Task Force of the Ohio Board of Regents as well as the Executive Committee of the STRIVE partnership and served on the Board of Advisors for Strive for College.

He has served on the Medical Research Council's Medical Advisory Board and College of Experts and the IMS and HAI study sections of the National Institutes of Health. He has consulted widely for companies such as GSK, Cambridge Antibody Technologies plc (now part of Astra Zeneca), Johnson & Johnson, Santen Inc. and Oxagen plc. He is chief scientific officer of iCo Therapeutics Inc., of Vancouver, Canada.

As a scholar and researcher, Dr. Ono has served on the editorial boards of the Journal of Immunology, Journal of Biological Chemistry, Immunology and the Journal of Allergy & Clinical Immunology.

Among his many honors and awards are the American Diabetes Association Career Development Award, the Investigator Award from the National Arthritis Foundation, the Brit Katz Award (Emory University), the Roche Laboratories Award for Excellence in Research, the Pharmacia International Award in Allergy Research. He was elected a Fellow of the American Association for the Advancement of Science in 2012.

Dr. Ono earned his PhD at McGill University and his BA at the University of Chicago. His training in Biochemistry and Molecular Biology at Harvard was supported by a Helen Hay Whitney Foundation Fellowship.



UC BOARD OF TRUSTEES

TRUSTEES	TERM EXPIRES	TRUSTEES	TERM EXPIRES	OFFICERS
C. Francis Barrett	2015	Carl H. Lindner III	2022	Thomas H. Humes.....Chairperson
Thomas H. Humes	2016	Margaret K. "Peg" Valentine	2023	Robert E. Richardson, Jr.....Vice Chairperson
Robert E. Richardson Jr.	2017			Thomas D. Cassidy.....Secretary
Ronald D. Brown	2018			
Thomas D. Cassidy	2019			
William C. "Wym" Portman III	2020			
Geraldine B. "Ginger" Warner	2021			
		STUDENT TRUSTEES	TERM EXPIRES	
		Debra Burgess, Graduate Student	2016	
		Benjamin J. Keefe, Undergraduate Student	2015	

2013 UNIVERSITY OF CINCINNATI FOOTBALL

YEAR IN REVIEW

SCHEDULE/RESULTS

AUGUST		
31	PURDUE (ESPN)	W, 42-7
SEPTEMBER		
7	at Illinois (ESPN2)	L, 45-17
14	NORTHWESTERN STATE (ESPN3)	W, 66-9
21	at Miami (Ohio) (ESPN3)	W, 14-0
OCTOBER		
5	at USF * (ESPN3)	L, 26-20
11	TEMPLE * (ESPN)	W, 38-20
19	CONNECTICUT * (ESPN)	W, 41-16
30	at Memphis * (ESPN2)	W, 34-21
NOVEMBER		
9	SMU * (ESPN Regional)	W, 28-25
16	at Rutgers * (ESPNNews)	W, 52-17
23	at Houston * (ESPNNews)	W, 24-17
DECEMBER		
5	LOUISVILLE * (ESPN)	L, 31-24 (OT)
28	vs. North Carolina ^ (ESPN)	L, 39-17

* American Athletic Conference game; ^ - Belk Bowl; Home games in **BOLD CAPS**; All times eastern.

2013 AWARD WINNERS

TEAM AWARDS

C-Club Strothman Award	Eric Lefeld
Glen Sample Community Service Award	Brandon Mitchell
Newcomer of the Year	Zach Edwards
Special Teams Player of the Year	Corey Mason
Most Valuable Receiver	Anthony McClung
Most Valuable Linebacker	Greg Blair

Scout Team Players of the Year

Offense	Tyreek Burwell
Defense	Mark Wilson

Jim Kelly Spirit Award

Offense	Jordan Luallen
Defense	Adrian Witt

Brig Owens Outstanding Back

Offense	Ralph David Abernathy IV
Defense	Deven Drane

John Pease Outstanding Lineman

Offense	Austen Bujnoch
Defense	Jordan Stepp/Silverberry Mouhon

Claude Rost Most Valuable Player

Defense	Greg Blair
Offense	Brendon Kay

ALL-AMERICAN ATHLETIC CONFERENCE

Eric Lefeld (OT)	First Team
Blake Annen (TE)	First Team
Ralph David Abernathy IV (RS)	First Team
Jordan Stepp (DL)	First Team
Sam Longo (OG)	Second Team
Anthony McClung (WR)	Second Team
Silverberry Mouhon (DL)	Second Team
Greg Blair (LB)	Second Team
Deven Drane (CB)	Second Team

2013 CINCINNATI FOOTBALL: 9-4 (6-2 AMERICAN, 3RD)

The University of Cincinnati football team had a rough and tumble road on the way to a 9-4 mark in 2013 and a Belk Bowl appearance, UC's seventh postseason trip in the last eight seasons.

UC's offensive and defensive units were among the best in the American Athletic Conference and in the nation, helping the Bearcats overcome 19 student-athletes lost to the season for surgery, including QB Munchie Legaux, who suffered a season-ending knee injury in UC's road matchup at Illinois on Sept. 7, 2012.

A LOOK BACK: THE UC OFFENSE

- » In 2013, UC had the most prolific offense in school history, as the Bearcats led the American Athletic Conference in total offense (472.1) and rushing offense (168.3) with the offense totaling a school-record 6,137 yards.
- » OT Eric Lefeld, TE Blake Annen and RB/RS Ralph David Abernathy IV were First-Team All-AAC selections while OG Sam Longo and WR Anthony McClung were second-team honorees.
- » QB Brendon Kay set the school career mark for completion percentage (.654) and the single-season record for completions with 262. Kay's 3,302 yards was the second-best single-season mark in school history.

A LOOK BACK: THE UC DEFENSE

- » UC's defense was one of the best in the country in 2013, ranking in the top 10 nationally in both rushing defense (6th, 104.5 ypg) and total defense (9th, 315.6 ypg).
- » Cincinnati was also among the top 30 in 10 of the 11 primary defensive categories tracked in the national stats, including 14th in scoring defense (21.0 ppg).
- » Defensive lineman Jordan Stepp earned first-team All-American Athletic Conference honors in the inaugural season of the league while three Bearcats – defensive lineman Silverberry Mouhon, linebacker Greg Blair and cornerback Deven Drane – were second-team selections.



The UC football team wore the decal pictured to the left on its helmets for the 2013 season in memory of freshman OL Ben Flick, who died tragically in a car accident on Sept. 21, 2013 along with his best friend, Sean VanDyne. In addition, freshmen WR Mark Barr and Javon Harrison were injured. Barr is out of the hospital after eight weeks and continuing rehab.

STATISTICAL LEADERS

PASSING

11

QB BRENDON KAY

6-4, 233, Sr.-2L, Marine City, Mich.

C	A	INT	YDS	TD
262	395	12	3,302	22



Became only the fourth QB in Bearcats history to throw for 3,000 or more yards in a season ... sixth-year senior, who played through injuries all season, finished with six 300-yard games in the regular season, going 262-of-395 for 3,302 yards and 22 touchdowns ... added six rushing touchdowns and gained 276 yards on the ground.

RUSHING

23

RB HOSEY WILLIAMS

5-9, 199, Jr.-JC, Miami, Fla.

RSH	YDS	TD	LG	YPG
115	655	4	77	54.6



Toted the mail 115 times, gaining 655 yards and scoring four TDs ... averaged 54.6 yards per game and had a long run of 77 yards against Northwestern State ... finished with a 5.7 yards per carry average ... tallied a season-high 117 yards against Northwestern State, adding two scores ... he topped the 70-yard barrier on five occasions.

RECEIVING

6

WR ANTHONY MCCLUNG

6-0, 177, Sr.-4L, Indianapolis, Ind.

REC	YDS	TD	LG	YPG
72	939	5	46	78.2



Led the Bearcats in receiving and was fifth in the conference with 939 yards on 72 receptions, including five touchdowns ... wide out pulled in 6.2 receptions per game and tallied seven games of 90 or more receiving yards ... closed out his career with 177 receptions for 2,378 yards, 15 TDs and an average of 50.6 yards per game.

SCORING

14	K TONY MILIANO	
6-2, 186, Jr.-3L, Cincinnati, Ohio		
FG	XP	PTS
7-17	54-56	75



Finished 2013 7-of-17 on field goals and 54-of-56 on extra points ... averaged 5.8 points per game and totaled 75 points for the season ... was 6-of-10 on kicks inside 40 yards, with a long make of 44 yards ... has tallied 275 points in three seasons, sitting 41-of-64 on field goals and 152-for-159 on extra points.

TACKLES

51

LB GREG BLAIR

6-2, 252, Sr.-1L, Pittsburgh, Pa.

UA	A	TOT	TFL	INT
48	58	106	70	0



Led UC in tackles and tied for ninth in the AAC with 106 stops ... accumulated 7.0 tackles for loss while adding five quarterback hurries, three pass breakups, one sack, a fumble recovery and a forced fumble ... the senior had nine games with five or more tackles and four double-digit tackle games, including 18 stops versus Louisville.

SACKS

92

DE SILVERBERRY MOUHON

6-4, 248, Jr. 3L, Norcross, Ga..

UA	A	TOT	TFL	SK
19	22	41	9.5	12.5



Mouhon tied for third in the American and finished Top-20 in the NCAA FBS with 12.5 sacks ... recorded 41 total tackles while forcing two fumbles and seven quarterback hurries ... the sophomore garnered a sack in eight of UC's games and finished with 9.5 tackles for a loss.

YEAR IN REVIEW

DECEMBER

8 UC announces Tommy Tuberville, a 17-year head coaching veteran, as its 41st head football coach. Tuberville, widely regarded as one of the top coaches and recruiters in the collegiate game, comes to Cincinnati after three seasons at Texas Tech. Tuberville said, "I'm proud to be a Bearcat! You can do a lot of things with emotion and energy, and we got it here."



18 UC president Dr. Santa Ono and director of athletics Whit Babcock jointly announced a proposed plan to renovate Nippert Stadium. The renovation would focus on the west side of the stadium, adding suites, club seats and loge boxes within a new press box structure. The west concourse will also be renovated, including concession stands and restrooms. "All of our expansion at this time will be in the form of premium seating," Babcock said. "This project will also include improving the fan experience on the concourse level. This will entail opening up some concourses and improving our point of sale, traffic flows, restrooms, concessions and making Nippert a little more fan friendly than when it was built in 1924." A construction timetable has not been set yet and will depend on donations and support. It is estimated that the project would take 12-18 months to complete once started.

13 Tommy Tuberville announces that Eddie Gran will be the Bearcats offensive coordinator. Gran is wrapping up his 26th season of collegiate coaching and his third season at Florida State, where he serves as associate head coach, tutoring the running backs and coordinating special teams. "I'm pleased and excited Eddie has agreed to join us here in Cincinnati," Tuberville said. "We have a lot of history together and have won a lot of football games at Auburn and Mississippi. He's proven himself to be a great coach and outstanding recruiter. He knows this area well from his previous coaching stop here so it was a natural fit."



17 Bearcats' quarterback Brandon Kay was granted a sixth year of eligibility after the NCAA approved his request for an extension of eligibility waiver. Kay, who suffered multiple injuries during his first four seasons at Cincinnati, missed participation opportunities in both 2008 and 2011.

27 Things looked bleak for Cincinnati when Duke jumped out to a 16-0 lead in the 2012 Belk Bowl, but the Bearcats clawed their way back in the second quarter to make it a game. UC answered by rattling off 27 straight points with a pair of field goals from Tony Miliano and scores from Anthony McClung, Ralph David Abernathy IV and George Winn. With just over a minute remaining and the game knotted at 35, Brendon Kay connected with senior, tight end Travis Kelce for an 83-yard touchdown pass to give the Bearcats a one-score lead over the Blue Devils. On Duke's ensuing drive, sophomore linebacker Nick Temple solidified Cincinnati's second consecutive bowl victory with a 55-yard pick-six. Kay was named the Belk Bowl MVP after rushing for 76 yards and throwing for 332 yards and four touchdowns, which set a new Belk Bowl record. UC played the bowl game without former head coach Butch Jones and both coordinators.



JANUARY



7 Cincinnati offensive lineman Parker Ehinger was named to the 12th annual FWA Freshman All-America Team by the Football Writers Association of America. Ehinger saw action in all 13 games for UC, starting 12. He helped an offensive line unit that paved the way for a 1,000-yard rusher for the third-straight year while surrendering only 15 sacks, a mark that ranks in the Top-20 in the NCAA FBS in 2012. UC's 5.3 yards per rush average lead the league and ranks No. 14 nationally.

9 The University of Cincinnati football team, on the strength of a win over Duke in the Belk Bowl, closed out the 2012 season with a final ranking of No. 22 in the USA Today Coaches Poll. The Bearcats (10-3) also received votes in the Associated Press Top-25, three spots from the final Top-25. UC has been ranked to end the season in four of the past five years. The Bearcats closed out its sixth 10-win season in 125 years of football. It is one of only four NCAA FBS AQ programs to have won 10 games in five of the past six seasons, joining Alabama, Oklahoma and Oregon as teams who have achieved the mark. UC will enter a new era in 2013, with head coach Tommy Tuberville taking the reins of the program. Tuberville, a 17-year head coaching veteran, was named UC's head coach in mid-December.



FEBRUARY

6 UC added 22 student-athletes to its roster, including five who enrolled in January 2013 and will participate in spring football. "Our coaches did an outstanding job of catching up," said Tommy Tuberville said. "We are bringing guys in who can help the team win. I don't want to give offers and scholarships out just to give them out. We have immediate needs at starters and backups so there is no better way than doing that than bringing in some junior college players. The players we have signed will be able to help the team in the near future and we are looking forward to getting started this spring."

15 Thirty-two Bearcats student-athletes earned spots on the 2012 BIG EAST Conference All-Academic Football Team, the league office announced Friday. The 32 Bearcats, most for any conference squad, were among 207 student-athletes league wide who achieved a cumulative GPA of 3.0 or above after completing a minimum of two semesters of academic work.

22 Four former UC student-athletes will take part in the NFL Combine from Feb. 23-26 at Lucas Oil Stadium in Indianapolis, Ind. The four attending are tight end Travis Kelce, defensive lineman Walter Stewart, wide receiver Kenbrell Thompkins and running back George Winn.



MARCH

1 The Bearcats opened up spring practice inside the bubble at the Sheakley Athletics Center. The two-hour workout was the first under the direction of head coach Tommy Tuberville. "Everybody out here has to have patience," Tuberville said. "Rome wasn't built in a day. All of you in here are learning a different language. Everybody has to get better. Let's make sure we improve every day."

APRIL

26 Former UC tight end Travis Kelce was selected by the Kansas City Chiefs in the 2013 NFL Draft with the first pick of the third round, the No. 61 choice overall. It is the seventh straight year a UC player has been selected in the NFL Draft. He's the first UC player to be taken by the Kansas City Chiefs since Derrick Ransom was selected in the sixth round in 1998.

MAY

3 UC's sports communications office was one of 11 honored nationally by the Football Writers Association of America with the naming of the "Super 11" for excellence in sports information during the 2012 season. Along with the Bearcats, 10 other institutions, Baylor, Bowling Green, Georgia, Houston, Minnesota, Nebraska, Oregon State, Vanderbilt, Virginia and Wyoming, were honored.

JUNE

17 The installation of a state-of-the-art artificial surface inside Nippert Stadium is underway and will be completed in time for the 2013 University of Cincinnati football season. The stadium will feature UBU Sports' Speed Series S5-M synthetic turf system, the same product used at Paul Brown Stadium, the Mercedes Benz Superdome in New Orleans and the Metrodome in Minneapolis, Minn.

25 Proposed renovation and expansion plans for the University of Cincinnati's Nippert Stadium have been formally approved by the UC Board of Trustees. The expanded renovation focuses on both the east and west side of the stadium. On the west side, a new press box structure will be built, adding suites, scholarship club seats and patio suites/loge boxes. The west concourse will also be renovated, including concession stands and restrooms. Improvements on the east side include expanded and additional concession offerings and restroom facilities along with enhanced fan traffic flow, including the building of skywalks to connect the upper deck with the gameday brick plaza on O'Varsity Way. Construction on both the west and east sides of the stadium is due to begin in December 2013 and is scheduled for completion in August 2015.



JULY

11 UC has four players named to numerous award watch lists for the 2013 season. Senior linebacker Greg Blair was named to the preseason watch list for the Bronko Nagurski Trophy and the Bednarik Award. Both awards go to the defensive player of the year but are assigned by different organizations. Both Austen Bujnoch and Eric Lefeld appeared on the watch list for the Outland Trophy, which goes to the best interior lineman in college football. Kicker Tony Miliano was one of 30 student-athletes named to the Lou Groza Award.



30 The Bearcats totaled 257 votes, including a pair of first-place nods, earning the second spot in the first American Athletic Conference preseason media poll. Louisville earned the top spot in the poll with 28 of the 30 first-place votes and 298 points overall. Following UC in second position was Rutgers (240), UCF (210), USF (155), Houston (134), UConn (131), SMU (118), Temple (60) and Memphis (47). The Bearcats rolled to a 10-3 campaign in 2012 and has won or shared four of the last five conference championships.

YEAR IN REVIEW

AUGUST

6 First year head coach Tommy Tuberville and his staff welcomed back the Bearcats to campus as the UC football team reported for the start of preseason workouts. The Bearcats had 31 newcomers, including four FBS transfers and five former junior college players. "We know that we have many things to put together before our first game, but you have to start somewhere," Tuberville said. "So we will start with the basics the first three or four days and then we will start adding on as we go. We need to get everyone in the right position and then build from there."

12 Director of Athletics Whit Babcock announced the Bearcats football team will play its 2014 home games at Paul Brown Stadium in downtown Cincinnati. "We're very thankful to the Bengals and the County for being great neighbors and working with us," Babcock said. "I was impressed with the game day atmosphere we were able to create at PBS in 2011 and the stadium is a first-class facility. While we will have some logistical issues to deal with in moving an entire season of games to Paul Brown, I know our staff has a great working relationship with the Bengals and I am confident the environment will be the next best thing to Nippert Stadium."

14 UC added transfer wide receiver Mekale McKay to its 2013 roster. The 6-foot-6 wideout comes the Cincinnati after reeling in 21 catches for 217 yards and a pair of touchdowns during his freshman season at Arkansas. "We are glad to welcome Mekale to the Bearcats family," Tuberville said. "He's very talented and has shown the ability to be a downfield threat. Looking at him on film, he's a heck of an athlete and will make our receiving corps better."



31 The largest crowd in the 98-year history of Nippert Stadium came to see the debut of Tommy Tuberville and left happy as the Bearcats rolled to a 42-7 victory over Purdue behind some big plays and an outstanding defense. UC (1-0) allowed just 226 yards and forced four turnovers in the win. The Bearcats racked up 425 yards on the Boilermakers (0-1), using a well-balanced attack with 221 rushing yards and 204 passing yards. The defense helped enable the offense, as UC's average starting field position was the Bearcat 44-yard line. After a preseason of competition, senior Munchie Legaux earned the starting nod and passed for 145 yards and a touchdown while rushing for 55 yards and a score to lead the Bearcats. UC used a 1-2 punch of running backs in Ralph David Abernathy IV and Hosey Williams. Williams ran for 70 yards and a touchdown while Abernathy posted 52 rushing yards and a score. The UC defense posted its best performance since 2009, allowing just 226 yards in the game. The 65 rushing yards given up also marked the lowest total since last season's game versus Connecticut.

SEPTEMBER

7 The Bearcats dropped their first game of the year in a 45-17 defeat at Illinois, but the more notable loss came at quarterback as senior Munchie Legaux suffered a serious knee injury in the fourth quarter. Illinois grabbed a 21-0 lead into the second quarter before UC made it 21-7 at half. Cincinnati clawed back early in the third quarter, but a pair of reversal calls that favored the Illini halted their momentum. Another surge came in the fourth quarter, but Legaux's injury deflated the Bearcats.



14 Brendon Kay was sharp in his return as Cincinnati's starting quarterback on Saturday night, matching his career high with four touchdown passes in a 66-9 victory over Northwestern State. Kay finished 12 of 14 for 277 yards with four touchdowns, matching his total from the 2012 Belk Bowl. UC started slow on the offensive side of the ball by going three-and-out in their first series, but after that possession, the Bearcats scored a touchdown on their next five drives, which gave them a 35-9 lead at halftime.



21 Behind a stifling defense that allowed just 87-total yards, the University of Cincinnati shutout Miami, 14-0, and claimed its eighth-straight win in the rivalry. The Bearcats (3-1) put together a 16-play drive late in the fourth quarter to break the scoreless tie as Hosey Williams punched in a one-yard touchdown run with 4:55 remaining. Defensive back Deven Drane got UC the ball back on the ensuing Red-Hawks (0-3) drive with an interception, and he returned it 38 yards to setup another Cincinnati touchdown. Shaq Washington reeled in a career high 11 catches.

17 UC quarterback/fullback Jordan Luallen was one of 22 players named to the prestigious 2013 Allstate American Football Coaches Association Good Works Team®. The annual Allstate AFCA Good Works Team® recognizes the "good works" of a select group of college football players from across the country and is one of the most prestigious off-the-field honors in college sports. The award pays tribute to the positive impact these young athletes have had on their communities and the lives of others.



FLICK
77

22 UC student-athlete Ben Flick died and Mark Barr and Javon Harrison were injured in a single-vehicle accident in Hanover Township. Flick was pronounced dead at the scene. He was 19 years old.

OCTOBER

5 Cincinnati suffered a heart-breaking 26-20 loss to USF. The Bearcats didn't allow the Bulls' offense to score a touchdown, but four USF field goals, a special teams touchdown and a fumble recovery for a score was enough to defeat UC in their first game back since teammate Ben Flick's death. UC attempted to rally in the fourth quarter with a pair of touchdowns but ran out of time to pull off the comeback.

12 On a short week, the Bearcats improved to 4-2 on the year and 1-1 in league play behind an impressive performance from quarterback Brendon Kay. The senior was 31-37 passing for 270 yards and a pair of touchdowns. He also rushed for 18 yards and a score. Tuberville's desire for a fast start was fulfilled immediately. The defense forced a three-and-out to open the game before the offense took its turn with a 10-play, 79-yard drive that culminated in a 24-yard run by Green. Green reached the endzone one more time before half-time to make the score 28-20, and he finished with 91 yards on the night. The Bearcats opened the second half with another score and never looked back.



14 Brendon Kay was named American Athletic Conference Offensive Player of the Week for his efforts in UC's 38-20 win over Temple. Kay completed 31 of 37 passes (a conference-record 83.7 percent) for 270 yards and two touchdowns along with one rushing touchdown. Kay also punted twice for a 53.5 yards per punt average with both landing inside the 10 yard line.



19 Brendon Kay threw for 300 yards and four touchdowns as the Bearcats downed the Connecticut 41-16 on Homecoming weekend. Kay completed 17 of 24 throws on the day, going for a season-high 300 yards and four touchdowns. Senior Jordan Luallen headed up the ground game with 12 carries for 51 yards while adding 64 passing yards and a score. Defensively, UC stifled UConn by picking off three passes and surrendering just one offensive touchdown. Senior Arryn Chenault led the charge on defense with nine tackles, five of which were solo. The Bearcats snatched a 27-3 lead just before halftime on a Max Morrison 32-yard touchdown reception before coasting to a 41-16 triumph.

31 Cincinnati became bowl eligible for the seventh time in eight seasons by beating Memphis 34-21.

Brendon Kay threw for 321 yards and a touchdown while the Bearcats' defense held the Tigers to just 232 yards of total offense. UC's offense had missed opportunities in the first three quarters, but fixed the kinks in the fourth to separate themselves from Memphis. Tion Green rumbled into the endzone twice while Jordan Luallen and Ralph David Abernathy IV also had rushing touchdowns. Senior wideout Anthony McClung finished with 98 yards receiving and a touchdown, and sophomore receiver Shaq Washington had 11 catches for 96 yards. Freshman safety Zach Edwards had a career day for UC as he tallied 11 tackles and recovered a fumble that was stripped by junior linebacker Jeff Luc.

NOVEMBER

4 True freshman defensive back Zach Edwards was named American Athletic Conference Defensive Player of the Week for his efforts in the win over Memphis. Edwards helped Cincinnati improve to 3-1 in the American Athletic Conference as he led a Bearcats defense that limited Memphis to 232 yards of offense in a 34-21. Edwards had a game- and career-high 11 tackles, including one tackle for loss, and had a fumble recovery that led to a Cincinnati touchdown on the following play.

9 UC held off a fourth-quarter rally by SMU taking a 28-25 victory over the Mustangs to win its fourth straight game. Cincinnati used a surgical passing attack to accumulate 299 yards in the air, contributing to 462 yards of total offense. Quarterback Brendon Kay was 27-32, throwing for two touchdowns. Six different Bearcats caught passes, with Anthony McClung leading the way with eight for 97 yards. Shaq Washington also had eight for 51 yards, while Chris Moore had five grabs for 37 yards and a score. The Bearcats' rush defense was stout, holding SMU to just 48 yards.

16 The Bearcats used trickery to rout Rutgers 52-17 for its fifth straight victory. Tuberville opened the play book right from the start as he called a reverse pass, a reverse pass back to the quarterback, an onside kick and a fake punt. With each play working to perfection, UC ran away from the Scarlet Knights in the first quarter 24-7 and never looked back. Brendon Kay threw for a career-best 408 yards and four touchdowns, UC had three receivers surpass 100 yards with Mekale McKay leading the way with 124 yards and three touchdowns.



19 Director of Athletics Whit Babcock announced UC will play a home-and-home series against Miami (Fla.). The Bearcats will travel to Sun Life Stadium in Miami Gardens, Fla. on Oct. 11, 2014 with the Hurricanes returning the trip to a newly renovated Nippert Stadium on Oct. 3, 2015. "We're obviously thrilled with the matchup," Babcock said. "It should help both schools from a strength-of-schedule standpoint as the new playoff structure begins next season."

23 On a sloppy BBVA Compass Stadium field, the Bearcats held off Houston 24-17 and extended their winning streak to six games. Brendon Kay threw for 386 yards and two touchdowns and ran for another. Chris Moore reeled in both touchdown receptions while Shaq Washington tallied a team-high 137 receiving yards. UC held a 24-7 lead midway through the third quarter, but the Cougars battled back to make it 24-17 entering the fourth quarter. Silverberry Mouhon had a huge day for Cincinnati as he tallied six tackles, two sacks and forced a fumble.



YEAR IN REVIEW

DECEMBER

5 The Keg of Nails rivalry game lived up to the hype, but the back-and-forth affair resulted in a heartbreaking, overtime loss for Cincinnati. The Bearcats dropped a 31-24 decision to Louisville to cap the regular season at historic Nippert Stadium. Brendon Kay became the fourth QB in school history to pass for 3,000 yards in a season, while also rushing for two touchdowns in the effort. He finished the day 22-for-40 passing for 304 yards, but threw two interceptions. Kay hit Anthony McClung (Indianapolis, Ind./Pike) and Chris Moore (Tampa, Fla./Thomas Jefferson) seven times each for 97 and 92 yards. UC carried a 21-17 lead late into the fourth quarter, but Louisville charged down the field to take a three-point lead. Junior kicker Tony Miliano forced overtime as regulation expired with a 26-yard field goal. The Cardinals opened overtime with the ball and scored on a three-yard run, and UC was unable to get the offense started and turned the ball over on downs.



6 The Bearcats accepted a bid to play in the Belk Bowl on Dec. 28, 2013 at Bank of America Stadium in Charlotte, N.C. Cincinnati will face North Carolina from the Atlantic Coast Conference. "We are so pleased to be going to Charlotte to play in the 2013 Belk Bowl," football head coach Tommy Tuberville said. "The opportunity to play another game is huge for our team, our fans and for recruiting. It's exciting and a tribute to our great fans that the Belk Bowl has selected UC two years in a row and I look forward to seeing Bearcats Nation in Charlotte on December 28."



11 Nine University of Cincinnati football student-athletes were named All-American Athletic Conference for the 2013 season. Sophomore OT Eric Lefeld, TE Blake Annen, RB/RS Ralph David Abernathy IV and DL Jordan Stepp were named to the first team while WR Anthony McClung, DL Silverberry Mouhon, LB Greg Blair and CB Deven Drane and OG Sam Longo were second-team honorees. Lefeld, who is the only unanimous all-conference pick this year, and Blair were both first-team honorees in 2012 and are the only UC players to be repeat as all-conference recipients.



2013 UNIVERSITY OF CINCINNATI FOOTBALL

STATISTICS

DATE	OPPONENT	UC	OPP	ATT	AMERICAN	OVERALL
08/31	PURDUE	42	7	36,007	0-0	1-0
09/07	at Illinois	17	45	43,031	0-0	1-1
09/14	NORTHWESTERN STATE	66	9	30,384	0-0	2-1
09/21	at Miami (Ohio)	14	0	21,269	0-0	3-1
10/05	at USF *	20	26	31,077	0-1	3-2
10/11	TEMPLE *	38	20	32,220	1-1	4-2
10/19	UCONN *	41	16	28,847	2-1	5-2
10/30	at Memphis *	34	21	22,571	3-1	6-2
11/09	SMU *	28	25	28,069	4-1	7-2
11/16	at Rutgers *	52	17	40,870	5-1	8-2
11/23	at Houston *	24	17	20,197	6-1	9-2
12/05	LOUISVILLE * (OT)	24	31	35,097	6-2	9-3
12/28	vs. North Carolina ^	17	39	45,211	6-2	9-4

* - American Athletic Conference Game; ^ - Belk Bowl

TEAM STATISTICS	Cincinnati	Opponent
SCORING	417	273
Points Per Game	32.1	21.0
FIRST DOWNS	315	230
Rushing	124	80
Passing	175	131
Penalty	16	19
RUSHING YARDAGE	2190	1358
Yards gained rushing	2455	1743
Yards lost rushing	265	385
Rushing Attempts	516	423
Average Per Rush	4.2	3.2
Average Per Game	168.5	104.5
TDs Rushing	28	12
PASSING YARDAGE	3947	2745
Comp-Att-Int	311-469-17	254-438-13
Average Per Pass	8.4	6.3
Average Per Catch	12.7	10.8
Average Per Game	303.6	211.2
TDs Passing	28	16
TOTAL OFFENSE	6137	4103
Total Plays	985	861
Average Per Play	6.2	4.8
Average Per Game	472.1	315.6
KICK RETURNS: #-Yards	33-711	49-979
PUNT RETURNS: #-Yards	29-162	17-263
INT RETURNS: #-Yards	13-249	17-93
KICK RETURN AVERAGE	21.5	20.0
PUNT RETURN AVERAGE	5.6	15.5
INT RETURN AVERAGE	19.2	5.5
FUMBLES-LOST	19-11	18-8
PENALTIES-Yards	80-752	82-678
Average Per Game	57.8	52.2
PUNTS-Yards	48-1988	78-3362
Average Per Punt	41.4	43.1
Net punt average	33.0	39.2
KICKOFFS-Yards	75-4640	56-3524
Average Per Kick	61.9	62.9
Net kick average	42.7	43.1
TIME OF POSSESSION/Game	31:17	28:43
3RD-DOWN Conversions	92/190	60/181
3rd-Down Pct	48%	33%
4TH-DOWN Conversions	9/19	12/22
4th-Down Pct	47%	55%
SACKS BY-Yards	35-218	17-136
MISC YARDS	0	88
TOUCHDOWNS SCORED	57	34
FIELD GOALS-ATTEMPTS	7-17	12-17
ON-SIDE KICKS	2-3	0-1
RED-ZONE SCORES	(42-57) 74%	(26-34) 76%
RED-ZONE TOUCHDOWNS	(36-57) 63%	(18-34) 53%
PAT-ATTEMPTS	(54-57) 95%	(29-31) 94%

ATTENDANCE	190624	179015
Games/Avg Per Game	6/31771	6/29836
Neutral Site Games		1/45211

SCORE BY QUARTERS	1st	2nd	3rd	4th	OT	TOTAL
Cincinnati	52	158	100	107	0	417
Opponents	77	70	47	72	7	273

INDIVIDUAL STATISTICS

PASSING	G	Effic	Cmp-Att-Int	Pct	Yds	TD	Lng	Avg/G
KAY, Brendon	13	148.85	262-395-12	66.3	3302	22	66	254.0
LEGAUX, Munchie	2	122.92	30-51-3	58.8	382	2	40	191.0
LUALLEN, Jordan	10	213.05	8-11-1	72.7	129	2	37	12.9
CONEY, Bennie	3	205.09	6-7-1	85.7	84	1	44	28.0
WASHINGTON, Shaq	13	322.00	3-3-0	100.0	40	1	28	3.1
COLOSIMO, Michael	1	142.00	2-2-0	100.0	10	0	7	10.0
TOTAL	13	149.46	311-469-17	66.3	3947	28	66	303.6
OPPONENTS	13	116.75	254-438-13	58.0	2745	16	74	211.2

RUSHING	GP	Att	Gain	Loss	Net	Avg	TD	Long	Avg/G
WILLIAMS, Hosey	12	115	669	14	655	5.7	4	77	54.6
ABERNATHY, RD	13	132	554	36	518	3.9	5	27	39.8
GREEN, Tion	11	91	435	23	412	4.5	7	24	37.5
LUALLEN, Jordan	10	47	226	6	220	4.7	3	37	22.0
KAY, Brendon	13	72	276	139	137	1.9	6	22	10.5
LEGAUX, Munchie	2	17	121	14	107	6.3	1	32	53.5
WASHINGTON, Shaq	13	5	70	3	67	13.4	1	52	5.2
KING, Anthony	11	6	34	0	34	5.7	0	10	3.1
RICE, Rob	10	4	18	0	18	4.5	1	8	1.8
MOORE, Chris	13	2	20	4	16	8.0	0	20	1.2
LLOYD, John	13	1	14	0	14	14.0	0	14	1.1
MOORE, Rod	11	4	14	1	13	3.2	0	7	1.2
MORRISON, Max	13	1	3	0	3	3.0	0	3	0.2
MCKAY, Mekale	13	1	1	0	1	1.0	0	1	0.1
CONEY, Bennie	3	2	0	9	-9	-4.5	0	0	-3.0
TOTAL	13	516	2455	265	2190	4.2	28	77	168.5
OPPONENTS	13	423	1743	385	1358	3.2	12	35	104.5

RECEIVING	G	No.	Yds	Avg	TD	Long	Avg/G
WASHINGTON, Shaq	13	78	783	10.0	1	43	60.2
MCCLUNG, Anthony	12	72	939	13.0	5	46	78.2
MOORE, Chris	13	45	645	14.3	9	51	49.6
MORRISON, Max	13	29	447	15.4	3	46	34.4
ABERNATHY, RD	13	24	177	7.4	0	32	13.6
MCKAY, Mekale	13	16	485	30.3	7	66	37.3
ANNEN, Blake	13	16	183	11.4	2	49	14.1
GRAVES, Jeremy	13	6	47	7.8	0	15	3.6
COLE, Nate	12	4	39	9.8	0	24	3.2
WILLIAMS, Hosey	12	4	21	5.2	0	7	1.8
ALONZO, Shakim	9	3	81	27.0	1	44	9.0
GOLDEN, Jared	13	3	50	16.7	0	32	3.8
JOHNSON, Travis	1	3	18	6.0	0	7	18.0
GREEN, Tion	11	2	12	6.0	0	7	1.1
DOWDY, DJ	11	2	6	3.0	0	6	0.5
KAY, Brendon	13	1	12	12.0	0	12	0.9
NUTTER, Kyle	2	1	3	3.0	0	3	1.5
BURRELL, Chris	1	1	0	0.0	0	0	0.0
MOORE, Rod	11	1	-1	-1.0	0	0	-0.1
TOTAL	13	311	3947	12.7	28	66	303.6
OPPONENTS	13	254	2745	10.8	16	74	211.2

2013 UNIVERSITY OF CINCINNATI FOOTBALL

STATISTICS

TOTAL OFFENSE	G	Plays	Rush	Pass	Total	Avg/G
KAY, Brendon	13	467	137	3302	3439	264.5
WILLIAMS, Hosey	12	115	655	0	655	54.6
ABERNATHY, RD	13	132	518	0	518	39.8
LEGAUX, Munchie	2	68	107	382	489	244.5
GREEN, Tion	11	91	412	0	412	37.5
LUAllen, Jordan	10	58	220	129	349	34.9
WASHINGTON, Shaq	13	8	67	40	107	8.2
CONEY, Bennie	3	9	-9	84	75	25.0
KING, Anthony	11	6	34	0	34	3.1
RICE, Rob	10	4	18	0	18	1.8
MOORE, Chris	13	2	16	0	16	1.2
LLOYD, John	13	1	14	0	14	1.1
MOORE, Rod	11	4	13	0	13	1.2
COLOSIMO, Michael	1	2	0	10	10	10.0
MORRISON, Max	13	1	3	0	3	0.2
MCKAY, Mekale	13	1	1	0	1	0.1
TOTAL	13	985	2190	3947	6137	472.1
OPPONENTS	13	861	1358	2745	4103	315.6

PUNT RETURNS	No.	Yds	Avg	TD	Long
MCCLUNG, Anthony	18	53	2.9	0	12
WASHINGTON, Shaq	11	109	9.9	0	35
TOTAL	29	162	5.6	0	35
OPPONENTS	17	263	15.5	1	86

INTERCEPTIONS	No.	Yds	Avg	TD	Long
DRANE, Deven	3	85	28.3	0	47
TYSON, Mike	2	103	51.5	0	87
WILDER, Howard	2	0	0.0	0	0
EDWARDS, Zach	2	20	10.0	0	20
PAYNE, Leviticus	1	0	0.0	0	0
WITTY, Adrian	1	41	41.0	1	41
CHENAULT, Arryn	1	0	0.0	0	0
TEMPLE, Nick	1	0	0.0	0	0
TOTAL	13	249	19.2	1	87
OPPONENTS	17	93	5.5	0	37

KICK RETURNS	No.	Yds	Avg	TD	Long
ABERNATHY, RD	16	351	21.9	0	38
MOORE, Rod	14	312	22.3	0	33
WASHINGTON, Shaq	2	28	14.0	0	19
MOORE, Chris	1	20	20.0	0	20
TOTAL	33	711	21.5	0	38
OPPONENTS	49	979	20.0	1	78

FUMBLE RETURNS	No.	Yds	Avg	TD	Long
BLAIR, Greg	1	7	7.0	0	7
TOTAL	1	7	7.0	0	7
OPPONENTS	3	65	21.7	4	40

FIELD GOALS	M-A	Pct	01-19	20-29	30-39	40-49	50+	Lg	Blk
MILIANO, Tony	7-17	41.2	0-0	2-3	4-7	1-6	0-1	44	2

FG SEQUENCE	CINCINNATI	OPPONENTS
Purdue	-	39
Illinois	(37)	(19)
Northwestern State	(30)	(47)\
Miami (Ohio)	38,36	-
USF	40	(25),(52),(24),(40)
Temple	(44)	-
UConn	31	(26),47
Memphis	44	-
SMU	-	48,(24),34
Rutgers	(30),51	(36)
Houston	41,(25),43,24	(27)
Louisville	(26)	(31)
North Carolina	(34),46	40,(40)

PUNTING	No.	Yds	Avg	Long	TB	FC	I20	Blkd
LLOYD, John	33	1409	42.7	62	3	6	9	0
KAY, Brendon	15	579	38.6	58	4	0	8	0
TOTAL	48	1988	41.4	62	7	6	17	0
OPPONENTS	78	3362	43.1	84	7	16	19	0

KICKOFFS	No.	Yds	Avg	TB	OB	Retn	Net	YdLn
MILIANO, Tony	75	4640	61.9	23	2			
TOTAL	75	4640	61.9	23	2	979	42.7	22
OPPONENTS	56	3524	62.9	20	3	711	43.1	21

[----- PATs -----]									
SCORING	TD	FGs	Kick	Rush	Rcv	Pass	DXP	Saf	Points
MILIANO, Tony	0	7-17	54-56	0-0	0	0-0	0	0	75
MOORE, Chris	9	0-0	0-0	0-0	0	0-0	0	0	54
GREEN, Tion	7	0-0	0-0	0-0	0	0-0	0	0	42
MCKAY, Mekale	7	0-0	0-0	0-0	0	0-0	0	0	42
KAY, Brendon	6	0-0	0-0	0-0	0	0-0	0	0	36
MCCLUNG, Anthony	5	0-0	0-0	0-0	0	0-0	0	0	30
ABERNATHY, RD	5	0-0	0-0	0-0	0	0-0	0	0	30
WILLIAMS, Hosey	4	0-0	0-0	0-0	0	0-0	0	0	24
MORRISON, Max	3	0-0	0-0	0-0	0	0-0	0	0	18
LUAllen, Jordan	3	0-0	0-0	0-0	0	0-0	0	0	18
ANNEN, Blake	2	0-0	0-0	0-0	0	0-0	0	0	12
WASHINGTON, Shaq	2	0-0	0-0	0-0	0	0-0	0	0	12
ALONZO, Shakim	1	0-0	0-0	0-0	0	0-0	0	0	6
WITTY, Adrian	1	0-0	0-0	0-0	0	0-0	0	0	6
RICE, Rob	1	0-0	0-0	0-0	0	0-0	0	0	6
LEGAUX, Munchie	1	0-0	0-0	0-0	0	0-0	0	0	6
TEAM	0	0-0	0-1	0-0	0	0-0	0	0	0
TOTAL	57	7-17	54-57	0-0	0	0-0	0	0	417
OPPONENTS	34	12-17	29-31	1-2	0	0-1	0	1	273

ALL PURPOSE	G	Rush	Rec	PR	KOR	IR	Tot	Avg/G
ABERNATHY, RD	13	518	177	0	351	0	1046	80.5
MCCLUNG, Anthony	12	0	939	53	0	0	992	82.7
WASHINGTON, Shaq	13	67	783	109	28	0	987	75.9
MOORE, Chris	13	16	645	0	20	0	681	52.4
WILLIAMS, Hosey	12	655	21	0	0	0	676	56.3
MCKAY, Mekale	13	1	485	0	0	0	486	37.4
MORRISON, Max	13	3	447	0	0	0	450	34.6
GREEN, Tion	11	412	12	0	0	0	424	38.5
MOORE, Rod	11	13	-1	0	312	0	324	29.5
LUAllen, Jordan	10	220	0	0	0	0	220	22.0
ANNEN, Blake	13	0	183	0	0	0	183	14.1
KAY, Brendon	13	137	12	0	0	0	149	11.5
LEGAUX, Munchie	2	107	0	0	0	0	107	53.5
TYSON, Mike	9	0	0	0	0	103	103	11.4
DRANE, Deven	12	0	0	0	0	85	85	7.1
ALONZO, Shakim	9	0	81	0	0	0	81	9.0
GOLDEN, Jared	13	0	50	0	0	0	50	3.8
GRAVES, Jeremy	13	0	47	0	0	0	47	3.6
WITTY, Adrian	13	0	0	0	0	41	41	3.2
COLE, Nate	12	0	39	0	0	0	39	3.2
KING, Anthony	11	34	0	0	0	0	34	3.1
EDWARDS, Zach	13	0	0	0	0	20	20	1.5
JOHNSON, Travis	1	0	18	0	0	0	18	18.0
RICE, Rob	10	18	0	0	0	0	18	1.8
LLOYD, John	13	14	0	0	0	0	14	1.1
DOWDY, DJ	11	0	6	0	0	0	6	0.5
NUTTER, Kyle	2	0	3	0	0	0	3	1.5
CONEY, Bennie	3	-9	0	0	0	0	-9	-3.0
TOTAL	13	2190	3947	162	711	249	7259	558.4
OPPONENTS	13	1358	2745	263	979	93	5438	418.3

2013 UNIVERSITY OF CINCINNATI FOOTBALL

STATISTICS

		TACKLES				SACKS		PASS DEF		FUMBLES		BLKD	
DEFENSE	GP-GS	Solo	Ast	Total	TFL/Yds	No-Yards	Int-Yds	BrUp	QBH	Rcv-Yds	FF	Kick	Saf
51 BLAIR, Greg	13-13	48	58	106	7.0-34	1.0-14	.	3	5	1-7	1	.	.
43 TEMPLE, Nick	13-13	43	37	80	13.5-61	5.5-35	1-0	1	2	.	1	.	.
22 EDWARDS, Zach	13-11	43	30	73	2.5-4	.	2-20	7	.	1-0	1	.	.
25 CHENAULT, Arryn	13-13	37	20	57	1.0-4	.	1-0	6	.	1-0	.	.	.
8 WITTY, Adrian	13-9	27	19	46	2.0-3	.	1-41	4
94 STEPP, Jordan	13-13	16	29	45	8.0-40	6.0-36	.	.	1	1-0	.	.	.
48 LUC, Jeff	13-7	25	18	43	6.5-23	1.5-10	.	2	1	1-0	2	.	.
92 MOUHON, Silverberry	13-12	19	22	41	12.5-64	9.5-56	.	1	7	.	2	.	.
3 WILDER, Howard	13-10	19	16	35	.	.	2-0	4	.	.	1	.	.
10 DRANE, Deven	12-9	21	9	30	1.0-2	.	3-85	5
91 DEMPSEY, Adam	13-10	17	12	29	8.0-33	3.5-20	.	1	2
57 CASSEUS, Clemente	13-0	10	16	26	1.0-2
93 HARRAH, Brad	13-6	13	12	25	10.0-50	4.0-29	.	.	3
12 PAYNE, Leviticus	13-5	15	9	24	1.0-1	.	1-0	1	.	1-0	.	.	.
97 AIKEN, Marques	13-0	6	18	24	3.0-14	0.5-4	.	2	4	1-0	.	.	.
95 HARTSFIELD, Terrell	13-7	13	10	23	4.0-17	1.5-7	.	1	5
33 TENTMAN, Solomon	13-0	10	13	23
29 JONES, Andre	13-0	8	14	22
44 MASON, Corey	13-0	11	10	21	1.0-1	.	.	.	4	.	1	.	.
5 TYSON, Mike	9-0	8	10	18	0.5-2	.	2-103	1
46 MEADOR, Mitch	13-2	7	5	12	2.5-7	1.0-5	.	1
40 BROWN, Kevin	12-0	3	7	10	1
99 JORDAN, Jerrell	12-1	1	7	8	0.5-3	.	.	1	4
20 RICE, Rob	10-0	5	3	8	1	.	.
49 KING, Anthony	11-0	3	2	5
70 MITCHELL, Brandon	9-0	1	4	5	1.0-4	.	.	.	1
13 COLEMAN, Grant	6-0	2	3	5	.	.	.	1
21 MOORE, Rod	11-0	3	2	5	.	.	.	1
38 ANTOUN, Mason	9-0	3	2	5
36 FOSTER, Marcus	6-0	2	2	4	1.0-3
90 BEARD, Camaron	10-0	1	3	4	1.5-2	1.0-2
61 WILLIS, Kirk	13-0	1	2	3
98 WEST, Chad	11-0	3	.	3
20 ORR, Trenier	2-2	1	2	3
41 HYLAND, Kevin	10-0	.	3	3
19 WASHINGTON, Shaq	13-10	2	.	2
62 KEEBLER, Cory	13-1	1	1	2
65 DONNINI, Connor	1-0	.	2	2	.	.	.	1
59 BOND, Deyshawyn	13-13	1	1	2	1
17 GRAVES, Jeremy	13-0	1	.	1
73 LEAHY, Ryan	4-0	1	.	1
3C CONEY, Bennie	3-0	1	.	1
23 WILLIAMS, Hosey	12-0	.	1	1
30 DOSTON, Darren	2-0	.	1	1	1-0	.	.	.
96 POSLEY, Josh	2-0	.	1	1
24 LLOYD, John	13-0	1	.	1
76 BUJNOCH, Austen	9-9	1	.	1	1	.	.
TOTAL	13-0	454	436	890	89-374	35-218	13-249	44	41	8-7	11	.	.
OPPONENTS	13-0	520	502	1022	72.0-269	17-136	17-93	38	22	11-65	12	2	1

OFFENSE

PASSING

#4 LEGAUX, Munchie	Att	Comp	Int	Pct	Yards	TD	Long	Sack	Yds	Effic
Purdue	20	13	2	65.0	145	1	40	1	2	122.4
Illinois	31	17	1	54.8	237	1	32	1	9	123.3
TOTALS	51	30	3	58.8	382	2	40	2	11	122.9

#11 KAY, Brendon	Att	Comp	Int	Pct	Yards	TD	Long	Sack	Yds	Effic
Purdue	5	4	0	80.0	59	0	51	0	0	179.1
Illinois	11	6	0	54.5	71	0	24	1	4	108.8
Northwestern State	14	12	0	85.7	277	4	49	0	0	346.2
Miami (Ohio)	37	23	2	62.2	171	0	20	0	0	90.2
USF	36	24	2	66.7	240	3	27	1	2	139.1
Temple	37	31	0	83.8	270	2	25	1	9	162.9
UConn	24	17	0	70.8	300	4	56	0	0	230.8
Memphis	35	27	1	77.1	321	1	32	2	14	157.9
SMU	32	27	2	84.4	299	2	62	2	17	171.0
Rutgers	38	24	0	63.2	405	4	66	0	0	187.4
Houston	50	29	2	58.0	406	2	43	2	23	131.4
Louisville	40	22	2	55.0	304	0	57	1	5	108.8
North Carolina	35	15	1	42.9	181	0	23	5	51	80.6
TOTALS	395	262	12	66.3	3302	22	66	15	125	148.9

#3C CONEY, Bennie	Att	Comp	Int	Pct	Yards	TD	Long	Sack	Yds	Effic
Northwestern State	5	5	0	100.0	60	1	44	0	0	266.8
TOTALS	5	5	0	100.0	60	1	44	0	0	266.8

#10 LUALLEN, Jordan	Att	Comp	Int	Pct	Yards	TD	Long	Sack	Yds	Effic
UConn	4	3	0	75.0	64	1	37	0	0	291.9
Memphis	2	2	0	100.0	8	0	7	0	0	133.6
Rutgers	3	2	1	66.7	62	1	34	0	0	283.6
Houston	1	1	0	100.0	-5	0	0	0	0	58.0
Louisville	1	0	0	0.0	0	0	0	0	0	0.0
TOTALS	11	8	1	72.7	129	2	37	0	0	213.1

#19 WASHINGTON, S.	Att	Comp	Int	Pct	Yards	TD	Long	Sack	Yds	Effic
Rutgers	2	2	0	100.0	40	1	28	0	0	433.0
North Carolina	1	1	0	100.0	0	0	0	0	0	100.0
TOTALS	3	3	0	100.0	40	1	28	0	0	322.0

#16 COLOSIMO, Michael	Att	Comp	Int	Pct	Yards	TD	Long	Sack	Yds	Effic
Northwestern State	2	2	0	100.0	10	0	7	0	0	142.0
TOTALS	2	2	0	100.0	10	0	7	0	0	142.0

2013 UNIVERSITY OF CINCINNATI FOOTBALL

STATISTICS

TOTAL TACKLES	UA-A	TOT	PUR	ILL	NSU	MIA	USF	TEM	UCONN	MEM	SMU	RUT	HOU	LOU	UNC
BLAIR, Greg	48-58	106	2-1	5-9	1-3	4-0	4-3	3-6	3-2	2-3	3-7	3-7	5-2	7-11	6-4
TEMPLE, Nick	43-37	80	2-0	3-5	4-2	1-1	6-2	2-5	2-5	1-1	3-3	1-7	6-2	7-2	5-2
EDWARDS, Zach	43-30	73	1-0	3-3	1-3	1-0	4-0	3-2	2-4	6-5	6-1	7-2	1-4	2-2	6-4
CHENAULT, Arryn	37-20	57	3-1	4-2	2-3	3-0	1-1	3-2	5-4	1-1	4-1	2-2	3-1	4-0	2-2
WITTY, Adrian	27-19	46	0-2	3-0	0-3	3-0	2-0	2-4	4-2	-	7-4	-	1-1	2-2	3-1
STEPP, Jordan	16-29	45	0-3	0-2	0-2	2-1	1-1	2-2	2-3	2-0	1-1	1-5	2-1	2-7	1-1
LUC, Jeff	25-18	43	2-2	3-3	2-1	1-2	4-1	1-1	1-0	3-2	0-2	2-0	1-1	3-0	2-3
MOUHON, S.	19-22	41	1-0	1-0	1-2	2-1	2-1	3-3	1-4	1-1	-	1-1	3-3	1-4	2-2
WILDER, Howard	19-16	35	2-0	2-3	1-0	-	3-1	2-2	1-0	2-0	3-2	0-2	1-1	2-2	0-3
DRANE, Deven	21-9	30	2-0	1-1	DNP	-	1-1	-	4-4	2-0	4-2	-	1-0	1-0	5-1
DEMPESEY, Adam	17-12	29	-	1-2	1-2	3-1	3-1	1-0	2-2	4-0	0-1	-	0-1	1-1	1-1
CASSEUS, C.	10-16	26	3-2	0-1	2-5	-	-	1-0	1-2	-	0-1	1-2	-	1-3	1-0
HARRAH, Brad	13-12	25	2-1	4-1	-	-	3-0	0-1	0-1	0-3	1-0	1-2	2-0	0-3	-
PAYNE, L.	15-9	24	-	1-0	1-1	0-2	2-0	0-2	-	-	2-0	4-2	3-0	1-2	1-0
AIKEN, Marques	6-18	24	-	0-5	0-3	1-0	1-0	0-2	-	1-1	0-1	0-1	1-3	-	2-2
TENTMAN, S.	10-13	23	2-0	-	0-4	1-0	-	0-1	1-0	-	1-3	2-3	-	2-0	1-2
HARTSFIELD, T.	13-10	23	-	1-0	1-2	3-1	-	0-2	3-2	1-0	2-1	-	1-0	1-0	0-2
JONES, Andre	8-14	22	2-0	2-2	1-4	1-0	-	-	0-1	1-2	-	1-5	-	-	-
MASON, Corey	11-10	21	3-2	1-2	1-2	1-0	1-0	-	0-1	0-1	1-0	1-2	1-0	1-0	-
TYSON, Mike	8-10	18	DNP	DNP	0-2	DNP	DNP	-	0-2	1-0	-	0-2	1-2	1-1	5-1
MEADOR, Mitch	7-5	12	0-2	1-1	1-1	2-1	-	1-0	-	1-0	-	-	-	-	1-0
BROWN, Kevin	3-7	10	1-0	-	0-1	-	-	DNP	0-1	-	-	1-3	1-1	0-1	-
RICE, Rob	5-3	8	DNP	DNP	-	DNP	-	1-1	1-0	0-1	-	1-1	-	-	2-0
JORDAN, Jerrell	1-7	8	-	1-0	0-2	DNP	-	-	-	-	-	0-2	0-1	0-1	0-1
MOORE, Rod	3-2	5	-	DNP	0-1	DNP	-	-	2-1	-	-	1-0	-	-	-
KING, Anthony	3-2	5	DNP	DNP	-	-	-	-	-	-	1-0	-	1-0	1-1	0-1
ANTOUN, Mason	3-2	5	1-0	DNP	0-1	DNP	-	DNP	-	-	DNP	2-1	-	-	-
MITCHELL, B.	1-4	5	0-1	0-1	0-1	DNP	-	-	-	DNP	-	1-1	DNP	DNP	-
COLEMAN, Grant	2-3	5	DNP	DNP	0-2	DNP	DNP	DNP	-	DNP	-	2-1	-	-	DNP
BEARD, Camaron	1-3	4	-	DNP	1-0	DNP	-	DNP	-	0-1	-	-	-	0-1	0-1
FOSTER, Marcus	2-2	4	DNP	-	1-1	-	-	-	1-1	DNP	DNP	DNP	DNP	DNP	DNP
ORR, Trenier	1-2	3	0-1	1-1	DNP	DNP	DNP	DNP	DNP	DNP	DNP	DNP	DNP	DNP	DNP
HYLAND, Kevin	0-3	3	-	0-1	0-2	-	-	-	DNP	DNP	-	-	DNP	-	-
WILLIS, Kirk	1-2	3	-	0-1	-	1-0	-	-	-	-	-	-	-	0-1	-
WEST, Chad	3-0	3	1-0	DNP	1-0	1-0	-	-	-	-	-	DNP	-	-	-
BOND, Deyshawnn	1-1	2	-	-	-	-	1-0	-	-	-	0-1	-	-	-	-
DONNINI, Connor	0-2	2	DNP	DNP	0-2	DNP	DNP	DNP	DNP	DNP	DNP	DNP	DNP	DNP	DNP
KEEBLER, Cory	1-1	2	-	-	-	-	-	-	-	-	-	-	-	0-1	1-0
WASHINGTON, S.	2-0	2	-	-	-	-	-	-	-	-	-	-	1-0	1-0	-
DOSTON, Darren	0-1	1	-	DNP	0-1	DNP	DNP	DNP	DNP	DNP	DNP	DNP	DNP	DNP	DNP
BUJNOCH, Austen	1-0	1	-	-	-	-	-	-	DNP	DNP	1-0	DNP	-	-	DNP
LLOYD, John	1-0	1	-	1-0	-	-	-	-	-	-	-	-	-	-	-
POSLEY, Josh	0-1	1	-	DNP	0-1	DNP	DNP	DNP	DNP	DNP	DNP	DNP	DNP	DNP	DNP
CONY, Bennie	1-0	1	DNP	DNP	-	DNP	DNP	DNP	1-0	DNP	DNP	-	DNP	DNP	DNP
WILLIAMS, Hosey	0-1	1	-	-	-	-	-	DNP	-	-	0-1	-	-	-	-
LEAHY, Ryan	1-0	1	-	DNP	-	DNP	DNP	DNP	-	DNP	DNP	1-0	DNP	DNP	DNP
GRAVES, Jeremy	1-0	1	1-0	-	-	-	-	-	-	-	-	-	-	-	-

2013 UNIVERSITY OF CINCINNATI FOOTBALL

STATISTICS

SACKS	UA-A	TOT	PUR	ILL	NSU	MIA	USF	TEM	UCONN	MEM	SMU	RUT	HOU	LOU	UNC
MOUHON, S.	8-3	9.5	1.0-8	-	1.0-4	1.5-13	-	-	2.0-12	-	-	1.0-7	2.0-8	1.0-4	-
STEPP, Jordan	6-0	6.0	-	-	-	2.0-12	-	-	2.0-11	-	1.0-8	1.0-5	-	-	-
TEMPLE, Nick	5-1	5.5	-	-	2.0-17	-	1.0-7	-	1.0-4	-	-	-	-	1.5-7	-
HARRAH, Brad	3-2	4.0	-	-	-	-	-	0.5-4	-	-	1.0-4	1.0-4	1.0-13	0.5-4	-
DEMPSEY, Adam	3-1	3.5	-	-	-	-	1.0-9	1.0-1	0.5-1	1.0-9	-	-	-	-	-
HARTSFIELD, T.	1-1	1.5	-	-	-	-	-	-	1.5-7	-	-	-	-	-	-
LUC, Jeff	1-1	1.5	-	-	-	0.5-4	-	1.0-6	-	-	-	-	-	-	-
MEADOR, Mitch	1-0	1.0	-	-	-	1.0-5	-	-	-	-	-	-	-	-	-
BEARD, Camaron	1-0	1.0	-	DNP	1.0-2	DNP	-	DNP	-	-	-	-	-	-	-
BLAIR, Greg	1-0	1.0	-	-	-	-	-	-	1.0-14	-	-	-	-	-	-
AIKEN, Marques	0-1	0.5	-	-	-	-	-	0.5-4	-	-	-	-	-	-	-

TFLs	UA-A	TOT	PUR	ILL	NSU	MIA	USF	TEM	UCONN	MEM	SMU	RUT	HOU	LOU	UNC
TEMPLE, Nick	11-5	13.5	2.0-9	1.0-1	2.5-19	0.5-3	1.0-7	-	1.0-4	-	0.5-0	-	2.5-9	2.5-9	-
MOUHON, S.	10-5	12.5	1.0-8	-	1.0-4	1.5-13	-	-	2.0-12	-	-	1.0-7	2.5-10	1.5-4	2.0-6
HARRAH, Brad	8-4	10.0	-	2.5-6	-	-	2.0-6	0.5-4	-	0.5-6	1.0-4	1.0-4	2.0-16	0.5-4	-
STEPP, Jordan	6-4	8.0	0.5-1	-	-	2.0-12	-	-	2.5-12	-	1.0-8	1.0-5	0.5-1	0.5-1	-
DEMPSEY, Adam	6-4	8.0	-	-	-	1.5-5	1.0-9	1.0-1	1.0-2	2.0-14	0.5-1	-	-	1.0-1	-
BLAIR, Greg	4-6	7.0	1.0-3	0.5-1	-	-	-	0.5-1	2.5-23	1.0-4	-	0.5-1	0.5-0	-	0.5-1
LUC, Jeff	4-5	6.5	0.5-1	1.5-4	-	0.5-4	1.0-1	1.5-7	-	0.5-5	-	1.0-1	-	-	-
HARTSFIELD, T.	2-4	4.0	-	-	0.5-3	0.5-1	-	-	2.0-8	-	-	-	-	1.0-5	-
AIKEN, Marques	1-4	3.0	-	1.0-4	-	-	-	0.5-4	-	-	-	-	0.5-1	-	1.0-5
MEADOR, Mitch	2-1	2.5	-	-	-	1.5-6	-	-	-	1.0-1	-	-	-	-	-
EDWARDS, Zach	1-3	2.5	-	0.5-0	-	-	-	-	-	1.0-2	-	0.5-1	0.5-1	-	-
WITTY, Adrian	2-0	2.0	-	-	-	-	-	1.0-2	-	-	1.0-1	-	-	-	-
BEARD, Camaron	1-1	1.5	-	DNP	1.0-2	DNP	-	DNP	-	-	-	-	-	-	0.5-0
DRANE, Deven	1-0	1.0	-	-	DNP	-	-	-	-	-	-	-	1.0-2	-	-
FOSTER, Marcus	1-0	1.0	DNP	-	1.0-3	-	-	-	-	DNP	DNP	DNP	DNP	DNP	DNP
CHENAULT, Arryn	1-0	1.0	-	-	1.0-4	-	-	-	-	-	-	-	-	-	-
PAYNE, L.	0-2	1.0	-	-	-	1.0-1	-	-	-	-	-	-	-	-	-
MASON, Corey	1-0	1.0	-	-	-	-	-	-	-	-	-	1.0-1	-	-	-
CASSEUS, C.	1-0	1.0	-	-	-	-	-	-	-	-	-	-	-	-	1.0-2
MITCHELL, B.	1-0	1.0	-	-	-	DNP	-	-	-	DNP	-	1.0-4	DNP	DNP	-
JORDAN, Jerrell	0-1	0.5	-	-	-	DNP	-	-	-	-	-	0.5-3	-	-	-
TYSON, Mike	0-1	0.5	DNP	DNP	-	DNP	DNP	-	-	-	-	0.5-2	-	-	-

[illegible][illegible]

2013 UNIVERSITY OF CINCINNATI FOOTBALL

STATISTICS

ALL-PURPOSE YARDS	TOTAL	PUR	ILL	NSU	MIA	USF	TEM	UCONN	MEM	SMU	RUT	HOU	LOU	UNC
ABERNATHY, RD	1046	91	126	91	122	43	129	65	100	42	56	48	43	90
MCCLUNG, A.	992	7	114	50	DNP	90	87	45	93	97	144	139	97	29
WASHINGTON, S.	987	8	89	47	101	52	78	52	131	51	132	132	11	103
MOORE, Chris	681	58	65	19	36	17	60	65	43	37	75	72	88	46
WILLIAMS, Hosey	676	73	43	117	78	22	DNP	38	-	90	39	91	34	51
MCKAY, Mekale	486	-	17	40	-	37	-	93	22	69	125	3	57	23
MORRISON, Max	450	58	48	87	18	15	37	54	8	42	15	39	18	11
GREEN, Tion	424	29	DNP	66	DNP	37	96	38	24	47	26	20	38	3
MOORE, Rod	324	12	DNP	23	DNP	-	-	50	33	-	-	-	114	92
LUAllen, Jordan	220	DNP	-	-	DNP	-2	59	51	41	29	18	7	17	DNP
ANNEN, Blake	183	21	6	49	16	12	-	56	8	-	5	-	4	6
KAY, Brendon	149	2	3	9	30	28	18	2	-	-8	19	38	23	-15
LEGAUX, Munchie	107	55	52	DNP	DNP	DNP	DNP	DNP	DNP	DNP	DNP	DNP	DNP	DNP
TYSON, Mike	103	DNP	DNP	-	DNP	DNP	-	95	-	-	8	-	-	-
DRANE, Deven	85	-	-	DNP	38	-	-	47	-	-	-	-	-	-
ALONZO, Shakim	81	9	-	44	DNP	DNP	-	-	-	-	28	-	DNP	DNP
GOLDEN, Jared	50	7	-	32	11	-	-	-	-	-	-	-	-	-
GRAVES, Jeremy	47	15	10	-	-	3	8	-	-	-	11	-	-	-
WITTY, Adrian	41	41	-	-	-	-	-	-	-	-	-	-	-	-
COLE, Nate	39	-	-	-	DNP	-	12	24	-	-	3	-	-	-
KING, Anthony	34	DNP	DNP	34	-	-	-	-	-	-	-	-	-	-
EDWARDS, Zach	20	-	-	-	-	-	20	-	-	-	-	-	-	-
RICE, Rob	18	DNP	DNP	18	DNP	-	-	-	-	-	-	-	-	-
JOHNSON, Travis	18	DNP	DNP	18	DNP	DNP	DNP	DNP	DNP	DNP	DNP	DNP	DNP	DNP
LLOYD, John	14	-	-	-	-	-	-	-	-	-	14	-	-	-
DOWDY, DJ	6	-	-	-	6	-	-	-	-	-	-	-	DNP	DNP
NUTTER, Kyle	3	DNP	DNP	3	DNP	DNP	DNP	DNP	DNP	-	DNP	DNP	DNP	DNP
CONEY, Bennie	-9	DNP	DNP	-	DNP	DNP	DNP	-6	DNP	DNP	-3	DNP	DNP	DNP

PUNT RETURNS	TOTAL	PUR	ILL	NSU	MIA	USF	TEM	UCONN	MEM	SMU	RUT	HOU	LOU	UNC
WASHINGTON, S.	11-109	-	1-6	1-25	5-33	1-4	2-6	-	1-35	-	-	-	-	-
MCCLUNG, A.	18-53	3--2	2-20	1-9	DNP	-	1-1	3-1	1--5	-	4-29	1-2	1-0	1--2

[illegible]

INT RETURNS	TOTAL	PUR	ILL	NSU	MIA	USF	TEM	UCONN	MEM	SMU	RUT	HOU	LOU	UNC
DRANE, Deven	3-85	-	-	DNP	1-38	-	-	1-47	1-0	-	-	-	-	-
EDWARDS, Zach	2-20	-	-	1-0	-	-	1-20	-	-	-	-	-	-	-
TYSON, Mike	2-103	DNP	DNP	-	DNP	DNP	-	1-95	-	-	1-8	-	-	-
WILDER, Howard	2-0	-	-	-	-	-	-	1-0	-	-	-	-	1-0	-
TEMPLE, Nick	1-0	1-0	-	-	-	-	-	-	-	-	-	-	-	-
CHENAULT, Arryn	1-0	-	-	-	1-0	-	-	-	-	-	-	-	-	-
WITTY, Adrian	1-41	1-41	-	-	-	-	-	-	-	-	-	-	-	-
PAYNE, L.	1-0	-	-	-	-	-	-	-	-	-	1-0	-	-	-

[illegible]

2013 UNIVERSITY OF CINCINNATI FOOTBALL

INDIVIDUAL GAME HIGHS

ABERNATHY IV, Ralph David

Points scored: 12, Pittsburgh, 09/06/12 ; at Louisville, 10/26/12
Touchdowns: 2, Pittsburgh, 09/06/12 ; at Louisville, 10/26/12
Rush attempts: 24, at Miami (Ohio), 09/21/13
Rush yards: 98, at Toledo, 10/20/12 (9 carries)
Rush TDs: 2, at Louisville, 10/26/12
Long rush: 52, at Toledo, 10/20/12
Receptions: 4, Pittsburgh, 09/06/12 ; Syracuse, 11/03/12
Receiving yards: 76, vs Virginia Tech, 09/29/12 (1 receptions)
Receiving TDs: 2, Pittsburgh, 09/06/12
Long reception: 76, vs Virginia Tech, 09/29/12
Total offense attempts: 24, at Miami (Ohio), 09/21/13 (24 rush,0 pass)
Total offense yards: 98, at Toledo, 10/20/12 (98 rush,0 pass)
All-purpose yards: 204, at Louisville, 10/26/12
Kick returns: 6, Connecticut, 12/03/11
Kick return yards: 169, Connecticut, 12/03/11 (6 returns)
Long kick return: 90, vs Vanderbilt, 12/31/11

AIKEN, Marques

Tackles: 5, at Illinois, 09/07/13 (0-5)
Sacks: .5, Temple, 10/11/13 (0-1)
Tackles for loss: 1.0, at Illinois, 09/07/13 (0-0)
Fumbles recovered: 1, at Houston, 11/23/13
Pass breakups: 1, Temple, 10/11/13 ; UConn, 10/19/13

ALONZO, Shakim

Points scored: 6, Northwestern State, 09/14/13
Touchdowns: 1, Northwestern State, 09/14/13
Receptions: 1, Purdue, 08/31/13 ; Northwestern State, 09/14/13 ; at Rutgers, 11/16/13
Receiving yards: 44, Northwestern State, 09/14/13 (1 receptions)
Receiving TDs: 1, Northwestern State, 09/14/13
Long reception: 44, Northwestern State, 09/14/13
All-purpose yards: 44, Northwestern State, 09/14/13

ANNEN, Blake

Points scored: 6, Purdue, 08/31/13 ; UConn, 10/19/13
Touchdowns: 1, Purdue, 08/31/13 ; UConn, 10/19/13
Receptions: 3, at Miami (Ohio), 09/21/13 ; UConn, 10/19/13
Receiving yards: 56, UConn, 10/19/13 (3 receptions)
Receiving TDs: 1, Purdue, 08/31/13 ; UConn, 10/19/13
Long reception: 49, Northwestern State, 09/14/13
All-purpose yards: 56, UConn, 10/19/13

ANTOUN, Mason

Tackles: 3, at Rutgers, 11/16/13 (2-1)

BEARD, Camaron

Tackles: 6, Rutgers, 11/17/12 (0-6)
Sacks: 1.0, Northwestern State, 09/14/13 (1-0)
Tackles for loss: 1.0, 4 times
Fumbles forced: 1, Miami (Ohio), 10/06/12
Fumbles recovered: 1, Pittsburgh, 09/06/12
Pass breakups: 1, USF, 11/23/12

BLAIR, Greg

All-purpose yards: 13, Miami (Ohio), 10/06/12
Interceptions: 1, Pittsburgh, 09/06/12 ; Miami (Ohio), 10/06/12
Long interception return: 13, Miami (Ohio), 10/06/12
Tackles: 19, at Louisville, 10/26/12 (9-10)
Sacks: 1.5, at Louisville, 10/26/12 (1-1)
Tackles for loss: 2.5, UConn, 10/19/13 (2-0)
Fumbles forced: 1, at USF, 10/05/13 ; USF, 11/23/12 ; vs Duke, 12/27/12
Fumbles recovered: 1, at Houston, 11/23/13 ; vs Duke, 12/27/12
Pass breakups: 1, 9 times

BOND, Deyshawn

Tackles: 1, at USF, 10/05/13 (1-0); SMU, 11/09/13 (0-1)

BROWN, Kevin

Tackles: 4, at Rutgers, 11/16/13 (1-3)
Pass breakups: 1, Fordham, 10/12/12 ; at Temple, 11/10/12

BUJNOCH, Austen

Tackles: 1, SMU, 11/09/13 (1-0)
Fumbles forced: 1, SMU, 11/09/13

BURRELL, Chris

Receptions: 1, Purdue, 08/31/13
All-purpose yards: 22, Pittsburgh, 09/06/12
Kick returns: 1, Pittsburgh, 09/06/12
Kick return yards: 22, Pittsburgh, 09/06/12 (1 returns)
Long kick return: 22, Pittsburgh, 09/06/12

CASSEUS, C.

Tackles: 7, Northwestern State, 09/14/13 (2-5)
Tackles for loss: 1.0, Austin Peay, 09/03/11 (1-0); Akron, 09/17/11 (1-0); vs North Carolina, 12/28/13 (1-0)

CHENAULT, Arryn

All-purpose yards: 21, vs Duke, 12/27/12
Interceptions: 1, 4 times
Long interception return: 21, vs Duke, 12/27/12
Tackles: 9, UConn, 10/19/13 (5-4)
Tackles for loss: 1.0, Delaware State, 09/14/12 (1-0); Northwestern State, 09/14/13 (1-0)
Fumbles recovered: 1, Purdue, 08/31/13 ; Miami (Ohio), 10/06/12
Pass breakups: 2, at Illinois, 09/07/13 ; at Houston, 11/23/13

CHISUM, Alex

Points scored: 6, at USF, 10/22/11 ; Connecticut, 12/03/11
Touchdowns: 1, at USF, 10/22/11 ; Connecticut, 12/03/11
Receptions: 4, Louisville, 10/15/11
Receiving yards: 73, at USF, 10/22/11 (3 receptions)
Receiving TDs: 1, at USF, 10/22/11 ; Connecticut, 12/03/11
Long reception: 30, at USF, 10/22/11
All-purpose yards: 73, at USF, 10/22/11

COLE, Nate

Receptions: 1, 4 times
Receiving yards: 24, UConn, 10/19/13 (1 receptions)
Long reception: 24, UConn, 10/19/13
All-purpose yards: 24, UConn, 10/19/13

COLEMAN, Grant

Tackles: 3, at Rutgers, 11/16/13 (2-1)
Pass breakups: 1, at Rutgers, 11/16/13

COLOSIMO, Michael

Pass attempts: 2, Northwestern State, 09/14/13
Pass completions: 2, Northwestern State, 09/14/13
Pass yards: 10, Northwestern State, 09/14/13
Long pass: 7, Northwestern State, 09/14/13
Total offense attempts: 2, Northwestern State, 09/14/13 (0 rush,2 pass)
Total offense yards: 10, Northwestern State, 09/14/13 (0 rush,10 pass)

CONEY, Bennie

Rush attempts: 1, UConn, 10/19/13 ; at Rutgers, 11/16/13
Rush yards: -3, at Rutgers, 11/16/13 (1 carries)
Pass attempts: 5, Northwestern State, 09/14/13
Pass completions: 5, Northwestern State, 09/14/13
Pass yards: 60, Northwestern State, 09/14/13
Pass TDs: 1, Northwestern State, 09/14/13
Had intercepted: 1, UConn, 10/19/13
Long pass: 44, Northwestern State, 09/14/13
Total offense attempts: 5, Northwestern State, 09/14/13 (0 rush,5 pass)
Total offense yards: 60, Northwestern State, 09/14/13 (0 rush,60 pass)
All-purpose yards: -3, at Rutgers, 11/16/13
Tackles: 1, UConn, 10/19/13 (1-0)

DEMPSEY, Adam

Tackles: 4, 4 times
Sacks: 1.0, at USF, 10/05/13 (1-0); Temple, 10/11/13 (1-0); at Memphis, 10/30/13 (1-0)
Tackles for loss: 2.0, at Memphis, 10/30/13 (2-0)
Pass breakups: 1, at Memphis, 10/30/13
Blocked kicks: 1, vs Duke, 12/27/12

DONNINI, Connor

Tackles: 2, Northwestern State, 09/14/13 (0-2)
Pass breakups: 1, Northwestern State, 09/14/13

DOSTON, Darren

Tackles: 1, Northwestern State, 09/14/13 (0-1)
Fumbles recovered: 1, Purdue, 08/31/13

DOWDY, DJ

Receptions: 1, at Miami (Ohio), 09/21/13 ; UConn, 10/19/13
Receiving yards: 6, at Miami (Ohio), 09/21/13 (1 receptions)
Long reception: 6, at Miami (Ohio), 09/21/13
All-purpose yards: 6, at Miami (Ohio), 09/21/13

DRANE, Deven

Points scored: 6, Fordham, 10/12/12
Touchdowns: 1, Fordham, 10/12/12
All-purpose yards: 47, UConn, 10/19/13
Kick returns: 1, at Tennessee, 09/10/11
Kick return yards: 20, at Tennessee, 09/10/11 (1 returns)
Long kick return: 20, at Tennessee, 09/10/11
Interceptions: 1, 8 times
Long interception return: 47, UConn, 10/19/13
Tackles: 9, at Connecticut, 12/01/12 (7-2)
Tackles for loss: 1.0, Austin Peay, 09/03/11 (1-0); at Pittsburgh, 11/05/11 (1-0); Rutgers, 11/17/12 (1-0)
Fumbles recovered: 1, NC State, 09/22/11 ; Fordham, 10/12/12
Pass breakups: 2, Pittsburgh, 09/06/12 ; Akron, 09/17/11 ; NC State, 09/22/11

EDWARDS, Zach

All-purpose yards: 20, Temple, 10/11/13
Interceptions: 1, Northwestern State, 09/14/13 ; Temple, 10/11/13
Long interception return: 20, Temple, 10/11/13
Tackles: 11, at Memphis, 10/30/13 (6-5)
Tackles for loss: 1.0, at Memphis, 10/30/13 (1-0)
Fumbles forced: 1, Purdue, 08/31/13
Fumbles recovered: 1, at Memphis, 10/30/13
Pass breakups: 2, at Houston, 11/23/13

FOSTER, Marcus

Tackles: 2, Northwestern State, 09/14/13 (1-1); UConn, 10/19/13 (1-1)
Tackles for loss: 1.0, Northwestern State, 09/14/13 (1-0)

GOLDEN, Jared

Receptions: 1, Purdue, 08/31/13 ; Northwestern State, 09/14/13 ; at Miami (Ohio), 09/21/13
Receiving yards: 32, Northwestern State, 09/14/13 (1 receptions)
Long reception: 32, Northwestern State, 09/14/13
All-purpose yards: 32, Northwestern State, 09/14/13

GRAVES, Jeremy

Receptions: 1, Purdue, 08/31/13 ; at Illinois, 09/07/13 ; at USF, 10/05/13
Receiving yards: 15, Purdue, 08/31/13 (1 receptions)
Long reception: 15, Purdue, 08/31/13
All-purpose yards: 15, Purdue, 08/31/13
Tackles: 1, Purdue, 08/31/13 (1-0); vs Virginia Tech, 09/29/12 (1-0); at Toledo, 10/20/12 (1-0)
Fumbles recovered: 1, Syracuse, 11/03/12

GREEN, Tion

Points scored: 12, Temple, 10/11/13 ; at Memphis, 10/30/13
Touchdowns: 2, Temple, 10/11/13 ; at Memphis, 10/30/13
Rush attempts: 18, Temple, 10/11/13
Rush yards: 91, Temple, 10/11/13 (18 carries)
Rush TDs: 2, Temple, 10/11/13 ; at Memphis, 10/30/13
Long rush: 24, Temple, 10/11/13
Receptions: 1, at USF, 10/05/13 ; Temple, 10/11/13
Receiving yards: 7, at USF, 10/05/13 (1 receptions)
Long reception: 7, at USF, 10/05/13
Total offense attempts: 18, Temple, 10/11/13 (18 rush,0 pass)
Total offense yards: 91, Temple, 10/11/13 (91 rush,0 pass)
All-purpose yards: 96, Temple, 10/11/13

HARRAH, Brad

Tackles: 5, at Illinois, 09/07/13 (4-1)
Sacks: 1.0, SMU, 11/09/13 (1-0); at Rutgers, 11/16/13 (1-0); at Houston, 11/23/13 (1-0)
Tackles for loss: 2.5, at Illinois, 09/07/13 (2-0)

HARTSFIELD, Terrell

Tackles: 5, UConn, 10/19/13 (3-2)
Sacks: 1.5, UConn, 10/19/13 (1-1)
Tackles for loss: 2.0, UConn, 10/19/13 (1-1)
Pass breakups: 1, vs North Carolina, 12/28/13

HYLAND, Kevin

Tackles: 2, Northwestern State, 09/14/13 (0-2)

JOHNSON, Travis

Receptions: 3, Northwestern State, 09/14/13
Receiving yards: 18, Northwestern State, 09/14/13 (3 receptions)
Long reception: 7, Northwestern State, 09/14/13
All-purpose yards: 18, Northwestern State, 09/14/13

JONES, Andre

Tackles: 5, Northwestern State, 09/14/13 (1-4)

JORDAN, Jerrell

Tackles: 2, Northwestern State, 09/14/13 (0-2); at Rutgers, 11/16/13 (0-2)
Tackles for loss: .5, at Rutgers, 11/16/13 (0-0)
Pass breakups: 1, at Rutgers, 11/16/13

KAY, Brendon

Points scored: 12, Louisville, 12/05/13
Touchdowns: 2, Louisville, 12/05/13
Rush attempts: 13, Rutgers, 11/17/12
Rush yards: 76, vs Duke, 12/27/12 (10 carries)
Rush TDs: 2, Louisville, 12/05/13
Long rush: 40, at Temple, 11/10/12
Pass attempts: 50, at Houston, 11/23/13
Pass completions: 31, Temple, 10/11/13
Pass yards: 406, at Houston, 11/23/13
Pass TDs: 4, 4 times
Had intercepted: 2, 6 times
Long pass: 83, vs Duke, 12/27/12
Receptions: 1, at Temple, 11/10/12 ; at Rutgers, 11/16/13 ; at Connecticut, 12/01/12
Receiving yards: 39, at Connecticut, 12/01/12 (1 receptions)
Receiving TDs: 1, at Connecticut, 12/01/12
Long reception: 39, at Connecticut, 12/01/12
Total offense attempts: 59, at Houston, 11/23/13 (9 rush,50 pass)
Total offense yards: 444, at Houston, 11/23/13 (38 rush,406 pass)
All-purpose yards: 76, at Temple, 11/10/12 ; vs Duke, 12/27/12
Punt attempts: 2, 5 times
Punt yards: 107, Temple, 10/11/13 (2 punts)
Longest punt: 58, Temple, 10/11/13
Tackles: 1, at Toledo, 10/20/12 (1-0); at Temple, 11/10/12 (0-1)
Pass breakups: 1, at Tennessee, 09/10/11 ; at Houston, 11/23/13

KEEBLER, Cory

Tackles: 1, Louisville, 12/05/13 (0-1); vs North Carolina, 12/28/13 (1-0)

KING, Anthony

Rush attempts: 6, Northwestern State, 09/14/13
Rush yards: 34, Northwestern State, 09/14/13 (6 carries)
Long rush: 11, Akron, 09/17/11
Total offense attempts: 6, Northwestern State, 09/14/13 (6 rush,0 pass)
Total offense yards: 34, Northwestern State, 09/14/13 (34 rush,0 pass)
All-purpose yards: 34, Northwestern State, 09/14/13
Tackles: 2, Louisville, 12/05/13 (1-1)

LEAHY, Ryan

Tackles: 1, at Rutgers, 11/16/13 (1-0)

LEGAUX, Munchie

Points scored: 6, 7 times
Touchdowns: 1, 7 times
Rush attempts: 12, at Rutgers, 11/19/11
Rush yards: 117, Pittsburgh, 09/06/12 (6 carries)
Rush TDs: 1, 7 times
Long rush: 77, Pittsburgh, 09/06/12
Pass attempts: 42, vs Virginia Tech, 09/29/12
Pass completions: 20, Delaware State, 09/14/12
Pass yards: 376, vs Virginia Tech, 09/29/12
Pass TDs: 3, vs Virginia Tech, 09/29/12 ; Connecticut, 12/03/11
Had intercepted: 3, at Louisville, 10/26/12
Long pass: 78, Fordham, 10/12/12
Receptions: 1, Pittsburgh, 12/04/10
Receiving yards: 18, Pittsburgh, 12/04/10 (1 receptions)
Long reception: 18, Pittsburgh, 12/04/10
Total offense attempts: 53, vs Virginia Tech, 09/29/12 (11 rush,42 pass)
Total offense yards: 403, vs Virginia Tech, 09/29/12 (27 rush,376 pass)
All-purpose yards: 117, Pittsburgh, 09/06/12
Tackles: 1, Austin Peay, 09/03/11 (0-1); at USF, 10/22/11 (0-1); vs Duke, 12/27/12 (1-0)
Pass breakups: 1, vs Duke, 12/27/12

INDIVIDUAL GAME HIGHS

LLOYD, John Rush attempts: 1, at Rutgers, 11/16/13 Rush yards: 14, at Rutgers, 11/16/13 (1 carries) Long rush: 14, at Rutgers, 11/16/13 Total offense attempts: 1, at Rutgers, 11/16/13 (1 rush,0 pass) Total offense yards: 14, at Rutgers, 11/16/13 (14 rush,0 pass) All-purpose yards: 14, at Rutgers, 11/16/13 Punt attempts: 5, at Illinois, 09/07/13 ; vs North Carolina, 12/28/13 Punt yards: 196, at Illinois, 09/07/13 (5 punts) Longest punt: 62, Louisville, 12/05/13 Tackles: 1, at Illinois, 09/07/13 (1-0)	All-purpose yards: 125, at Rutgers, 11/16/13
LUALLEN, Jordan Points scored: 6, 5 times Touchdowns: 1, 5 times Rush attempts: 12, UConn, 10/19/13 Rush yards: 77, at Syracuse, 11/26/11 (8 carries) Rush TDs: 1, 5 times Long rush: 48, at Syracuse, 11/26/11 Pass attempts: 4, UConn, 10/19/13 Pass completions: 3, UConn, 10/19/13 Pass yards: 64, UConn, 10/19/13 Pass TDs: 1, UConn, 10/19/13 ; at Rutgers, 11/16/13 Had intercepted: 1, at Rutgers, 11/16/13 Long pass: 37, UConn, 10/19/13 Total offense attempts: 16, UConn, 10/19/13 (12 rush,4 pass) Total offense yards: 115, UConn, 10/19/13 (51 rush,64 pass) All-purpose yards: 77, at Syracuse, 11/26/11 Tackles: 2, at Tennessee, 09/10/11 (2-0)	MEADOR, Mitch Tackles: 3, at Miami (Ohio), 09/21/13 (2-1) Sacks: 1.0, at Miami (Ohio), 09/21/13 (1-0); at Toledo, 10/20/12 (1-0) Tackles for loss: 1.5, at Miami (Ohio), 09/21/13 (1-0) Fumbles forced: 1, at Toledo, 10/20/12
LUC, Jeff Tackles: 6, at Illinois, 09/07/13 (3-3) Sacks: 1.0, Temple, 10/11/13 (1-0) Tackles for loss: 1.5, at Illinois, 09/07/13 (1-0); Temple, 10/11/13 (1-0) Fumbles forced: 1, at USF, 10/05/13 ; Temple, 10/11/13 ; at Memphis, 10/30/13 Fumbles recovered: 1, at USF, 10/05/13 Pass breakups: 1, at Illinois, 09/07/13 ; Louisville, 12/05/13	MILIANO, Tony Points scored: 14, NC State, 09/22/11 ; at Pittsburgh, 11/05/11 Kick PATs: 9, Northwestern State, 09/14/13 Points by kicking: 14, NC State, 09/22/11 ; at Pittsburgh, 11/05/11 Field goals made: 4, at Pittsburgh, 11/05/11 Field goal attempts: 4, at Pittsburgh, 11/05/11 ; at Houston, 11/23/13 ; at Syracuse, 11/26/11 Longest field goal: 48, NC State, 09/22/11 ; at Syracuse, 11/26/11 Tackles: 1, Austin Peay, 09/03/11 (1-0)
MASON, Corey Tackles: 5, Purdue, 08/31/13 (3-2) Tackles for loss: 1.0, at Rutgers, 11/16/13 (1-0) Fumbles forced: 1, at Miami (Ohio), 09/21/13	MITCHELL, B. Tackles: 2, at Rutgers, 11/16/13 (1-1) Tackles for loss: 1.0, at Rutgers, 11/16/13 (1-0)
McCLUNG, Anthony Points scored: 12, Austin Peay, 09/03/11 ; Temple, 10/11/13 ; Connecticut, 12/03/11 Touchdowns: 2, Austin Peay, 09/03/11 ; Temple, 10/11/13 ; Connecticut, 12/03/11 Rush attempts: 1, 4 times Rush yards: 14, vs Duke, 12/27/12 (1 carries) Long rush: 14, vs Duke, 12/27/12 Receptions: 9, at Memphis, 10/30/13 ; at Houston, 11/23/13 Receiving yards: 142, Connecticut, 12/03/11 (8 receptions) Receiving TDs: 2, Austin Peay, 09/03/11 ; Temple, 10/11/13 ; Connecticut, 12/03/11 Long reception: 55, vs Duke, 12/27/12 Total offense attempts: 1, 4 times Total offense yards: 14, vs Duke, 12/27/12 (14 rush,0 pass) All-purpose yards: 144, at Rutgers, 11/16/13 Punt returns: 4, Pittsburgh, 09/06/12 ; Delaware State, 09/14/12 ; at Rutgers, 11/16/13 Punt return yards: 76, Delaware State, 09/14/12 (4 returns) Long punt return: 29, Pittsburgh, 09/06/12 ; Delaware State, 09/14/12 Kick returns: 5, at Connecticut, 11/27/10 Kick return yards: 81, at Connecticut, 11/27/10 (5 returns) Long kick return: 28, Syracuse, 10/30/10 Tackles: 1, at Pittsburgh, 11/05/11 (1-0); Rutgers, 11/20/10 (1-0); Connecticut, 12/03/11 (1-0)	MOORE, Chris Points scored: 12, UConn, 10/19/13 ; at Rutgers, 11/16/13 ; at Houston, 11/23/13 Touchdowns: 2, UConn, 10/19/13 ; at Rutgers, 11/16/13 ; at Houston, 11/23/13 Rush attempts: 1, Temple, 10/11/13 ; Louisville, 12/05/13 Rush yards: 20, Temple, 10/11/13 (1 carries) Long rush: 20, Temple, 10/11/13 Receptions: 7, Louisville, 12/05/13 Receiving yards: 92, Louisville, 12/05/13 (7 receptions) Receiving TDs: 2, UConn, 10/19/13 ; at Rutgers, 11/16/13 ; at Houston, 11/23/13 Long reception: 65, at Temple, 11/10/12 Total offense attempts: 1, Temple, 10/11/13 (1 rush,0 pass); Louisville, 12/05/13 (1 rush,0 pass) Total offense yards: 20, Temple, 10/11/13 (20 rush,0 pass) All-purpose yards: 88, Louisville, 12/05/13 Kick returns: 1, at Illinois, 09/07/13 Kick return yards: 20, at Illinois, 09/07/13 (1 returns) Long kick return: 20, at Illinois, 09/07/13 Tackles: 1, Rutgers, 11/17/12 (1-0)
MCKAY, Mekale Points scored: 18, at Rutgers, 11/16/13 Touchdowns: 3, at Rutgers, 11/16/13 Rush attempts: 1, at Rutgers, 11/16/13 Rush yards: 1, at Rutgers, 11/16/13 (1 carries) Long rush: 1, at Rutgers, 11/16/13 Receptions: 3, at Rutgers, 11/16/13 Receiving yards: 124, at Rutgers, 11/16/13 (3 receptions) Receiving TDs: 3, at Rutgers, 11/16/13 Long reception: 66, at Rutgers, 11/16/13 Total offense attempts: 1, at Rutgers, 11/16/13 (1 rush,0 pass) Total offense yards: 1, at Rutgers, 11/16/13 (1 rush,0 pass)	MOORE, Rod Rush attempts: 4, Purdue, 08/31/13 Rush yards: 13, Purdue, 08/31/13 (4 carries) Long rush: 7, Purdue, 08/31/13 Receptions: 1, Purdue, 08/31/13 Receiving yards: -1, Purdue, 08/31/13 (1 receptions) Total offense attempts: 4, Purdue, 08/31/13 (4 rush,0 pass) Total offense yards: 13, Purdue, 08/31/13 (13 rush,0 pass) All-purpose yards: 114, Louisville, 12/05/13 Kick returns: 5, Louisville, 12/05/13 Kick return yards: 114, Louisville, 12/05/13 (5 returns) Long kick return: 33, at Memphis, 10/30/13 Tackles: 3, UConn, 10/19/13 (2-1) Pass breakups: 1, UConn, 10/19/13
	MORRISON, Max Points scored: 6, at Illinois, 09/07/13 ; Northwestern State, 09/14/13 ; UConn, 10/19/13 Touchdowns: 1, at Illinois, 09/07/13 ; Northwestern State, 09/14/13 ; UConn, 10/19/13 Rush attempts: 1, at Illinois, 09/07/13 Rush yards: 3, at Illinois, 09/07/13 (1 carries) Long rush: 3, at Illinois, 09/07/13 Receptions: 4, at Illinois, 09/07/13 ; UConn, 10/19/13 Receiving yards: 87, Northwestern State, 09/14/13 (2 receptions) Receiving TDs: 1, at Illinois, 09/07/13 ; Northwestern State, 09/14/13 ; UConn, 10/19/13 Long reception: 46, Northwestern State, 09/14/13 Total offense attempts: 1, at Illinois, 09/07/13 (1 rush,0 pass) Total offense yards: 3, at Illinois, 09/07/13 (3 rush,0 pass) All-purpose yards: 87, Northwestern State, 09/14/13

MOUHON, Silverberry

Receptions: 1, vs Virginia Tech, 09/29/12
 Receiving yards: 16, vs Virginia Tech, 09/29/12 (1 receptions)
 Long reception: 16, vs Virginia Tech, 09/29/12
 All-purpose yards: 16, vs Virginia Tech, 09/29/12
 Tackles: 6, Temple, 10/11/13 (3-3); at Houston, 11/23/13 (3-3)
 Sacks: 2.0, UConn, 10/19/13 (1-2); at Houston, 11/23/13 (2-0)
 Tackles for loss: 2.5, at Houston, 11/23/13 (2-0)
 Fumbles forced: 1, Purdue, 08/31/13 ; USF, 11/23/12 ; at Houston, 11/23/13
 Pass breakups: 1, Purdue, 08/31/13 ; Miami (Ohio), 10/06/12

NUTTER, Kyle

Receptions: 1, Northwestern State, 09/14/13
 Receiving yards: 3, Northwestern State, 09/14/13 (1 receptions)
 Long reception: 3, Northwestern State, 09/14/13
 All-purpose yards: 3, Northwestern State, 09/14/13

ORR, Trenier

Tackles: 9, Syracuse, 11/03/12 (6-3)
 Pass breakups: 2, Syracuse, 11/03/12

PAYNE, Leviticus

Interceptions: 1, at Rutgers, 11/16/13
 Tackles: 6, at Rutgers, 11/16/13 (4-2)
 Tackles for loss: 1.0, at Miami (Ohio), 09/21/13 (0-0)
 Fumbles recovered: 1, vs NC Tar Heels, 12/28/13
 Pass breakups: 1, Louisville, 12/05/13

POSLEY, Josh

Tackles: 1, 4 times
 Sacks: .5, Miami (Ohio), 10/06/12 (0-1)
 Tackles for loss: .5, Miami (Ohio), 10/06/12 (0-1)

RICE, Rob

Points scored: 6, Northwestern State, 09/14/13
 Touchdowns: 1, Northwestern State, 09/14/13
 Rush attempts: 4, Northwestern State, 09/14/13
 Rush yards: 18, Northwestern State, 09/14/13 (4 carries)
 Rush TDs: 1, Northwestern State, 09/14/13
 Long rush: 8, Northwestern State, 09/14/13
 Total offense attempts: 4, Northwestern State, 09/14/13 (4 rush,0 pass)
 Total offense yards: 18, Northwestern State, 09/14/13 (18 rush,0 pass)
 All-purpose yards: 18, Northwestern State, 09/14/13
 Tackles: 2, Temple, 10/11/13 (1-1); at Rutgers, 11/16/13 (1-1); vs NC Tar Heels, 12/28/13 (2-0)
 Fumbles forced: 1, vs North Carolina, 12/28/13

RUSS, Josh

Tackles: 1, at Louisville, 10/26/12 (1-0)

STEPP, Jordan

Tackles: 9, Louisville, 12/05/13 (2-7)
 Sacks: 2.0, at Miami (Ohio), 09/21/13 (2-0); UConn, 10/19/13 (2-0)
 Tackles for loss: 2.5, UConn, 10/19/13 (2-0)
 Fumbles forced: 1, Syracuse, 10/30/10
 Fumbles recovered: 1, Temple, 10/11/13
 Pass breakups: 1, Fordham, 10/12/12 ; at Temple, 11/10/12
 Blocked kicks: 1, Rutgers, 11/17/12

TEMPLE, Nick

Points scored: 6, vs Duke, 12/27/12
 Touchdowns: 1, vs Duke, 12/27/12
 All-purpose yards: 55, vs Duke, 12/27/12
 Interceptions: 1, Purdue, 08/31/13 ; vs Duke, 12/27/12 ; vs Vanderbilt, 12/31/11
 Long interception return: 55, vs Duke, 12/27/12
 Tackles: 9, Louisville, 12/05/13 (7-2)
 Sacks: 2.0, Northwestern State, 09/14/13 (2-0)
 Tackles for loss: 3.5, at Connecticut, 12/01/12 (3-0)
 Fumbles forced: 1, Temple, 10/11/13 ; vs Vanderbilt, 12/31/11
 Pass breakups: 1, 5 times

TENTMAN, S.

Tackles: 5, Pittsburgh, 09/06/12 (2-3); at Rutgers, 11/16/13 (2-3); Rutgers, 11/17/12 (1-4)
 Tackles for loss: .5, Pittsburgh, 09/06/12 (0-0)

TYSON, Mike

All-purpose yards: 95, UConn, 10/19/13
 Interceptions: 1, UConn, 10/19/13 ; at Rutgers, 11/16/13
 Long interception return: 87, UConn, 10/19/13
 Tackles: 6, vs North Carolina, 12/28/13 (5-1)
 Tackles for loss: .5, at Rutgers, 11/16/13 (0-0)
 Pass breakups: 1, Louisville, 12/05/13

WASHINGTON, Shaq

Points scored: 6, at Rutgers, 11/16/13 ; vs North Carolina, 12/28/13
 Touchdowns: 1, at Rutgers, 11/16/13 ; vs North Carolina, 12/28/13
 Rush attempts: 4, vs North Carolina, 12/28/13
 Rush yards: 67, vs North Carolina, 12/28/13 (4 carries)
 Rush TDs: 1, vs North Carolina, 12/28/13
 Long rush: 52, vs North Carolina, 12/28/13
 Pass attempts: 2, at Rutgers, 11/16/13
 Pass completions: 2, at Rutgers, 11/16/13
 Pass yards: 40, at Rutgers, 11/16/13
 Pass TDs: 1, at Rutgers, 11/16/13
 Long pass: 28, at Rutgers, 11/16/13
 Receptions: 11, at Miami (Ohio), 09/21/13 ; Temple, 10/11/13 ; at Memphis, 10/30/13
 Receiving yards: 132, at Houston, 11/23/13 (10 receptions)
 Receiving TDs: 1, at Rutgers, 11/16/13
 Long reception: 43, at Houston, 11/23/13
 Total offense attempts: 5, vs North Carolina, 12/28/13 (4 rush,1 pass)
 Total offense yards: 67, vs North Carolina, 12/28/13 (67 rush,0 pass)
 All-purpose yards: 132, at Rutgers, 11/16/13 ; at Houston, 11/23/13
 Punt returns: 5, at Miami (Ohio), 09/21/13
 Punt return yards: 35, at Memphis, 10/30/13 (1 returns)
 Long punt return: 35, at Memphis, 10/30/13
 Kick returns: 1, Northwestern State, 09/14/13 ; at Rutgers, 11/16/13
 Kick return yards: 19, Northwestern State, 09/14/13 (1 returns)
 Long kick return: 19, Northwestern State, 09/14/13
 Tackles: 1, at Houston, 11/23/13 (1-0); Louisville, 12/05/13 (1-0)

WEST, Chad

Tackles: 1, Purdue, 08/31/13 (1-0); Northwestern State, 09/14/13 (1-0); at Miami (Ohio), 09/21/13 (1-0)

WILDER, Howard

Interceptions: 1, UConn, 10/19/13 ; Louisville, 12/05/13
 Tackles: 5, at Illinois, 09/07/13 (2-3); SMU, 11/09/13 (3-2)
 Fumbles forced: 1, Purdue, 08/31/13
 Pass breakups: 2, at Illinois, 09/07/13

WILLIAMS, Hosey

Points scored: 12, Northwestern State, 09/14/13
 Touchdowns: 2, Northwestern State, 09/14/13
 Rush attempts: 20, at Miami (Ohio), 09/21/13
 Rush yards: 117, Northwestern State, 09/14/13 (11 carries)
 Rush TDs: 2, Northwestern State, 09/14/13
 Long rush: 77, Northwestern State, 09/14/13
 Receptions: 1, Purdue, 08/31/13 ; at USF, 10/05/13 ; at Houston, 11/23/13
 Receiving yards: 7, at Houston, 11/23/13 (1 receptions)
 Long reception: 7, at Houston, 11/23/13
 Total offense attempts: 20, at Miami (Ohio), 09/21/13 (20 rush,0 pass)
 Total offense yards: 117, Northwestern State, 09/14/13 (117 rush,0 pass)
 All-purpose yards: 117, Northwestern State, 09/14/13
 Tackles: 1, SMU, 11/09/13 (0-1)

WILLIS, Kirk

Tackles: 2, Pittsburgh, 09/06/12 (1-1)

WITTY, Adrian

Points scored: 6, Purdue, 08/31/13
 Touchdowns: 1, Purdue, 08/31/13
 All-purpose yards: 41, Purdue, 08/31/13
 Interceptions: 1, Purdue, 08/31/13
 Long interception return: 41, Purdue, 08/31/13
 Tackles: 11, SMU, 11/09/13 (7-4)
 Sacks: 2.0, USF, 11/23/12 (2-0)
 Tackles for loss: 2.0, at Toledo, 10/20/12 (2-0); USF, 11/23/12 (2-0)
 Fumbles forced: 2, Austin Peay, 09/03/11
 Pass breakups: 2, USF, 11/23/12

2013 UNIVERSITY OF CINCINNATI FOOTBALL

SUPERLATIVES

INDIVIDUAL GAME HIGHS

Rushes	24.....	ABERNATHY, RD at Miami (Ohio) (09/21/13)
Yards Rushing	117.....	WILLIAMS, Hosey vs Northwestern State (09/14/13)
TD Rushes	2.....	four times, last by KAY, Brendon vs Louisville (12/05/13)
Long Rush	77.....	WILLIAMS, Hosey vs Northwestern State (09/14/13)
Pass attempts	50.....	KAY, Brendon at Houston (11/23/13)
Pass completions	31.....	KAY, Brendon vs Temple (10/11/13)
Yards Passing	406.....	KAY, Brendon at Houston (11/23/13)
TD Passes	4.....	KAY, Brendon vs Northwestern State (09/14/13)
		KAY, Brendon vs UConn (10/19/13)
		KAY, Brendon at Rutgers (11/16/13)
Long Pass	66.....	KAY, Brendon at Rutgers (11/16/13)
Receptions	11.....	WASHINGTON, Shaq at Miami (Ohio) (09/21/13)
		WASHINGTON, Shaq vs Temple (10/11/13)
		WASHINGTON, Shaq at Memphis (10/30/13)
Yards Receiving	137.....	MCCLUNG, Anthony at Houston (11/23/13)
TD Receptions	3.....	MCKAY, Mekale at Rutgers (11/16/13)
Long Reception	66.....	MCKAY, Mekale at Rutgers (11/16/13)
Field Goals	1.....	seven times, last by MILIANO, Tony vs North Carolina (12/28/13)
Long Field Goal	44.....	MILIANO, Tony vs Temple (10/11/13)
Punts	5.....	LLOYD, John at Illinois (09/07/13)
		LLOYD, John vs North Carolina (12/28/13)
Punting Avg	57.5.....	LLOYD, John at USF (10/05/13)
Long Punt	62.....	LLOYD, John vs Louisville (12/05/13)
Punts inside 20	2.....	KAY, Brendon vs Temple (10/11/13)
Long Punt Return	35.....	WASHINGTON, Shaq at Memphis (10/30/13)
Long Kickoff Return	38.....	ABERNATHY, RD vs Temple (10/11/13)
Tackles	18.....	BLAIR, Greg vs Louisville (12/05/13)
Sacks	2.0.....	five times, last by MOUHON, Silverberry at Houston (11/23/13)
Tackles For Loss	2.5.....	seven times, last by TEMPLE, Nick vs Louisville (12/05/13)
Interceptions	1.....	13 times, last by WILDER, Howard vs Louisville (12/05/13)

TEAM GAME HIGHS

Rushes	52.....	at Miami (Ohio) (09/21/13)
Yards Rushing	324.....	vs Northwestern State (09/14/13)
Yards Per Rush	7.2.....	vs Northwestern State (09/14/13)
TD Rushes	4.....	vs Purdue (08/31/13)
		vs Northwestern State (09/14/13)
		at Memphis (10/30/13)
Pass attempts	51.....	at Houston (11/23/13)
Pass completions	31.....	vs Temple (10/11/13)
Yards Passing	507.....	at Rutgers (11/16/13)
Yards Per Pass	15.7.....	vs Northwestern State (09/14/13)
TD Passes	6.....	at Rutgers (11/16/13)
Total Plays	91.....	at Houston (11/23/13)
Total Offense	669.....	vs Northwestern State (09/14/13)
Yards Per Play	10.0.....	vs Northwestern State (09/14/13)
Points	66.....	vs Northwestern State (09/14/13)
Sacks By	8.....	vs UConn (10/19/13)
First Downs	29.....	vs SMU (11/09/13)
Penalties	13.....	vs Northwestern State (09/14/13)
Penalty Yards	131.....	vs Northwestern State (09/14/13)
Turnovers	4.....	at USF (10/05/13)
Interceptions By	3.....	vs UConn (10/19/13)
Punts	6.....	at Illinois (09/07/13)
		at Miami (Ohio) (09/21/13)
Punting Avg	54.2.....	vs Temple (10/11/13)
Long Punt	62.....	vs Louisville (12/05/13)
Punts inside 20	3.....	vs Temple (10/11/13)
Long Punt Return	35.....	at Memphis (10/30/13)

OPPONENT INDIVIDUAL GAME HIGHS

Rushes	19.....	JAMES, Paul, at Rutgers (11/16/13)
		BROWN, D., vs Louisville (12/05/13)
Yards Rushing	84.....	Morris, Rumeall, vs Northwestern State (09/14/13)
TD Rushes	2.....	Morris, R, vs North Carolina (12/28/13)
Long Rush	35.....	Morris, Rumeall, vs Northwestern State (09/14/13)
Pass attempts	47.....	GILBERT, G, vs SMU (11/09/13)
Pass completions	38.....	GILBERT, G, vs SMU (11/09/13)
Yards Passing	403.....	GILBERT, G, vs SMU (11/09/13)
TD Passes	4.....	Scheelhaase, N, at Illinois (09/07/13)
Long Pass	74.....	GILBERT, G, vs SMU (11/09/13)
Receptions	12.....	JOSEPH, Darius, vs SMU (11/09/13)
Yards Receiving	142.....	HOLMAN, K, vs SMU (11/09/13)
TD Receptions	2.....	JOSEPH, Darius, vs SMU (11/09/13)
		PARKER, DeVante, vs Louisville (12/05/13)
Long Reception	74.....	HOLMAN, K, vs SMU (11/09/13)
Field Goals	4.....	KLOSS, Marvin, at USF (10/05/13)
Long Field Goal	52.....	KLOSS, Marvin, at USF (10/05/13)
Punts	10.....	LEONE, Richie, at Houston (11/23/13)
Punting Avg	56.3.....	Webster, Cody, vs Purdue (08/31/13)
Long Punt	84.....	MURPHY, Zac, at Miami (Ohio) (09/21/13)
Punts inside 20	5.....	LEONE, Richie, at Houston (11/23/13)
Long Punt Return	86.....	Switzer, R, vs North Carolina (12/28/13)
Long Kickoff Return	78.....	Logan, T, vs North Carolina (12/28/13)
Tackles	15.....	KERN, Kent, at Miami (Ohio) (09/21/13)
		MATAKEVICH, T., vs Temple (10/11/13)
Sacks	1.5.....	Ellerbe, B, vs North Carolina (12/28/13)
Tackles For Loss	2.0.....	nine times, last by Otis, N, vs North Carolina (12/28/13)
Interceptions	2.....	JOYCE, Mark, at USF (10/05/13)

OPPONENT TEAM GAME HIGHS

Rushes	46.....	vs North Carolina (12/28/13)
Yards Rushing	210.....	at Illinois (09/07/13)
Yards Per Rush	5.7.....	vs Temple (10/11/13)
TD Rushes	2.....	at Illinois (09/07/13)
		vs North Carolina (12/28/13)
Pass attempts	51.....	at Rutgers (11/16/13)
Pass completions	38.....	vs SMU (11/09/13)
Yards Passing	403.....	vs SMU (11/09/13)
Yards Per Pass	8.6.....	vs SMU (11/09/13)
TD Passes	4.....	at Illinois (09/07/13)
Total Plays	84.....	at Rutgers (11/16/13)
Total Offense	522.....	at Illinois (09/07/13)
Yards Per Play	6.9.....	at Illinois (09/07/13)
Points	45.....	at Illinois (09/07/13)
Sacks By	5.....	vs North Carolina (12/28/13)
First Downs	28.....	vs Louisville (12/05/13)
Penalties	9.....	vs Northwestern State (09/14/13)
Penalty Yards	90.....	vs Temple (10/11/13)
Turnovers	4.....	vs Purdue (08/31/13)
Interceptions By	2.....	six times, last by Louisville (12/05/13)
Punts	10.....	vs Northwestern State (09/14/13)
		at Houston (11/23/13)
Punting Avg	56.3.....	vs Purdue (08/31/13)
Long Punt	84.....	at Miami (Ohio) (09/21/13)
Punts inside 20	5.....	at Houston (11/23/13)
Long Punt Return	86.....	vs North Carolina (12/28/13)

2013 UNIVERSITY OF CINCINNATI FOOTBALL

PARTICIPATION

	Name	GP/GS	PUR	ILL	NSU	MIA	USF	TEM	UCONN	MEM	SMU	RUT	HOU	LOU	UNC
1	ABERNATHY, RD	13/13	START	START	START	START	START	START	START	START	START	START	START	START	START
97	AIKEN, Marques	13/-	XXX	XXX	XXX	XXX	XXX	XXX	XXX	XXX	XXX	XXX	XXX	XXX	XXX
88	ALONZO, Shakim	9/-	XXX	XXX	XXX	XXX	XXX	XXX	XXX	XXX	XXX
86	ANNEN, Blake	13/9	START	START	START	START	START	START	START	XXX	START	XXX	START	XXX	XXX
38	ANTOUN, Mason	9/-	XXX	...	XXX	...	XXX	...	XXX	XXX	...	XXX	XXX	XXX	XXX
90	BEARD, Camaron	10/-	XXX	...	XXX	...	XXX	...	XXX	XXX	XXX	XXX	XXX	XXX	XXX
51	BLAIR, Greg	13/13	START	START	START	START	START	START	START	START	START	START	START	START	START
59	BOND, Deyshawn	13/13	START	START	START	START	START	START	START	START	START	START	START	START	START
40	BROWN, Kevin	12/-	XXX	XXX	XXX	XXX	XXX	...	XXX	XXX	XXX	XXX	XXX	XXX	XXX
27	BRUNS, Drake	1/-	XXX
53	BRUSCIANELLI, F	1/-	XXX
76	BUJNOCH, Austen	9/9	START	START	START	START	START	START	START	...	START	START	...
28	BURRELL, Chris	1/-	XXX
57	CASSEUS, C.	13/-	XXX	XXX	XXX	XXX	XXX	XXX	XXX	XXX	XXX	XXX	XXX	XXX	XXX
25	CHENAULT, Arryn	13/13	START	START	START	START	START	START	START	START	START	START	START	START	START
84	COLE, Nate	12/-	XXX	XXX	XXX	...	XXX	XXX	XXX	XXX	XXX	XXX	XXX	XXX	XXX
13	COLEMAN, Grant	6/-	XXX	XXX	...	XXX	XXX	XXX	XXX	...
16	COLOSIMO, M.	1/-	XXX
30	CONEY, Bennie	3/-	XXX	XXX	XXX
79	CURETON, Andre	13/7	START	XXX	START	XXX	XXX	XXX	START	START	START	START	XXX	XXX	START
91	DEMPSEY, Adam	13/10	XXX	XXX	START	START	XXX	START	START	START	START	START	START	START	START
65	DONNINI, Connor	1/-	XXX
30	DOSTON, Darren	2/-	XXX	...	XXX
81	DOWDY, DJ	11/1	XXX	XXX	XXX	XXX	START	XXX	XXX	XXX	XXX	XXX	XXX
10	DRANE, Deven	12/9	START	START	...	XXX	START	START	START	START	START	XXX	XXX	START	START
22	EDWARDS, Zach	13/11	XXX	XXX	START	START	START	START	START	START	START	START	START	START	START
78	EHINGER, Parker	13/13	START	START	START	START	START	START	START	START	START	START	START	START	START
36	FOSTER, Marcus	6/-	...	XXX	XXX	XXX	XXX	XXX	XXX
42	GOLDEN, Jared	13/1	XXX	XXX	XXX	XXX	XXX	XXX	START	XXX	XXX	XXX	XXX	XXX	XXX
17	GRAVES, Jeremy	13/-	XXX	XXX	XXX	XXX	XXX	XXX	XXX	XXX	XXX	XXX	XXX	XXX	XXX
7	GREEN, Tion	11/-	XXX	...	XXX	...	XXX	XXX	XXX	XXX	XXX	XXX	XXX	XXX	XXX
93	HARRAH, Brad	13/6	START	START	XXX	XXX	XXX	START	START	XXX	XXX	START	XXX	START	XXX
95	HARTSFIELD, T.	13/7	XXX	XXX	START	START	START	XXX	XXX	START	START	XXX	START	XXX	START
41	HYLAND, Kevin	10/-	XXX	XXX	XXX	XXX	XXX	XXX	XXX	XXX	...	XXX	XXX
58	JACKSON, Dwight	1/-	XXX
85	JOHNSON, Travis	1/-	XXX
29	JONES, Andre	13/-	XXX	XXX	XXX	XXX	XXX	XXX	XXX	XXX	XXX	XXX	XXX	XXX	XXX
99	JORDAN, Jerrell	12/1	XXX	XXX	XXX	...	XXX	START	XXX	XXX	XXX	XXX	XXX	XXX	XXX
37	JUNIOR, EJ	3/-	XXX	...	XXX	XXX
11	KAY, Brendon	13/11	XXX	XXX	START	START	START	START	START	START	START	START	START	START	START
62	KEEBLER, Cory	13/1	XXX	XXX	XXX	XXX	XXX	XXX	XXX	XXX	XXX	XXX	XXX	XXX	START
49	KING, Anthony	11/-	XXX	XXX	XXX	XXX	XXX	XXX	XXX	XXX	XXX	XXX	XXX
73	LEAHY, Ryan	4/-	XXX	...	XXX	XXX	XXX
71	LEFELD, Eric	13/12	START	START	START	START	START	START	START	START	XXX	START	START	START	START
4	LEGAUX, Munchie	2/2	START	START
24	LLOYD, John	13/-	XXX	XXX	XXX	XXX	XXX	XXX	XXX	XXX	XXX	XXX	XXX	XXX	XXX
60	LONGO, Sam	12/10	XXX	START	XXX	START	START	START	START	START	START	START	START	START	...
10	LUALLAN, Jordan	10/-	...	XXX	XXX	...	XXX	XXX	XXX	XXX	XXX	XXX	XXX	XXX	...
48	LUC, Jeff	13/7	START	START	XXX	START	START	XXX	XXX	START	XXX	XXX	XXX	START	START
69	MAINELO, D.	6/-	XXX	XXX	XXX	XXX	...	XXX	XXX
44	MASON, Corey	13/-	XXX	XXX	XXX	XXX	XXX	XXX	XXX	XXX	XXX	XXX	XXX	XXX	XXX
45	MCCLAIN, E.	1/-	XXX
6	MCCLUNG, A.	12/6	XXX	XXX	XXX	...	XXX	START	XXX	START	START	START	XXX	START	START
2	MCKAY, Mekale	13/1	XXX	XXX	XXX	XXX	XXX	XXX	START	XXX	XXX	XXX	XXX	XXX	XXX
46	MEADOR, Mitch	13/2	START	START	XXX	XXX	XXX	XXX	XXX	XXX	XXX	XXX	XXX	XXX	XXX
14	MILIANO, Tony	13/-	XXX	XXX	XXX	XXX	XXX	XXX	XXX	XXX	XXX	XXX	XXX	XXX	XXX
70	MITCHELL, B.	9/-	XXX	XXX	XXX	...	XXX	XXX	XXX	...	XXX	XXX	XXX
15	MOORE, Chris	13/12	START	START	START	START	START	XXX	START	START	START	START	START	START	START
21	MOORE, Rod	11/-	XXX	...	XXX	...	XXX	XXX	XXX	XXX	XXX	XXX	XXX	XXX	XXX
82	MORRISON, Max	13/12	START	START	START	START	START	START	XXX	START	START	START	START	START	START
92	MOUHON, S.	13/12	START	START	START	START	START	START	XXX	START	START	START	START	START	START
74	MURRAY, Justin	6/-	XXX	...	XXX	XXX	XXX	XXX	XXX
66	NIEHAUS, David	1/-	XXX
39	NUTTER, Kyle	2/-	XXX	XXX
20	ORR, Trenier	2/2	START	START
50	PACE, Alex	2/-	XXX	...	XXX
12	PAYNE, L.	13/5	XXX	XXX	START	START	START	XXX	XXX	XXX	XXX	START	START	XXX	XXX
96	POSLEY, Josh	2/-	XXX	...	XXX
2R	RICE, Rob	10/-	XXX	...	XXX	XXX	XXX	XXX	XXX	XXX	XXX	XXX	XXX
75	SCHLOEMER, K.	7/-	XXX	...	XXX	...	XXX	XXX	XXX	XXX	XXX
94	STAPP, Jordan	13/13	START	START	START	START	START	START	START	START	START	START	START	START	START
43	TEMPLE, Nick	13/13	START	START	START	START	START	START	START	START	START	START	START	START	START
33	TENTMAN, S.	13/-	XXX	XXX	XXX	XXX	XXX	XXX	XXX	XXX	XXX	XXX	XXX	XXX	XXX
5	TYSON, Mike	9/-	XXX	XXX	XXX	XXX	XXX	XXX	XXX	XXX	XXX
19	WASHINGTON, S.	13/10	START	START	START	START	XXX	START	XXX	START	XXX	START	START	START	START
98	WEST, Chad	11/-	XXX	...	XXX	XXX	XXX	XXX	XXX	XXX	XXX	...	XXX	XXX	XXX
3	WILDER, Howard	13/10	XXX	XXX	START	START	XXX	START	START	START	START	START	START	START	START
23	WILLIAMS, Hosey	12/-	XXX	XXX	XXX	XXX	XXX	...	XXX	XXX	XXX	XXX	XXX	XXX	XXX
61	WILLIS, Kirk	13/-	XXX	XXX	XXX	XXX	XXX	XXX	XXX	XXX	XXX	XXX	XXX	XXX	XXX
8	WITTY, Adrian	13/9	START	START	START	XXX	START	START	START	XXX	START	START	START	XXX	XXX

2013 UNIVERSITY OF CINCINNATI FOOTBALL

STARTERS

OFFENSE	LT	LG	C	RG	RT	TE/WR	WR/TE	WR	WR	QB	RB
PURDUE	Lefeld	Bujnoch	Bond	Cureton	Ehinger	Annen	Morrison	Washington	C. Moore	Legaux	Abernathy
at Illinois	Lefeld	Bujnoch	Bond	Longo	Ehinger	Annen	Morrison	Washington	C. Moore	Legaux	Abernathy
NW STATE	Lefeld	Bujnoch	Bond	Cureton	Ehinger	Annen	Morrison	Washington	C. Moore	Kay	Abernathy
at Miami (Ohio)	Lefeld	Bujnoch	Bond	Longo	Ehinger	Annen	Morrison	Washington	C. Moore	Kay	Abernathy
at USF *	Lefeld	Bujnoch	Bond	Longo	Ehinger	Annen	Dowdy	Morrison	C. Moore	Kay	Abernathy
TEMPLE *	Lefeld	Bujnoch	Bond	Longo	Ehinger	McClung	Morrison	Washington	C. Moore	Kay	Abernathy
UCONN *	Lefeld	Cureton	Bond	Longo	Ehinger	Annen	Golden	McKay	C. Moore	Kay	Abernathy
at Memphis *	Lefeld	Cureton	Bond	Longo	Ehinger	McClung	Morrison	Washington	C. Moore	Kay	Abernathy
SMU *	Cureton	Bujnoch	Bond	Longo	Ehinger	Annen	Morrison	McClung	C. Moore	Kay	Abernathy
at Rutgers *	Lefeld	Cureton	Bond	Longo	Ehinger	McClung	Morrison	Washington	C. Moore	Kay	Abernathy
at Houston *	Lefeld	Bujnoch	Bond	Longo	Ehinger	Annen	Morrison	Washington	C. Moore	Kay	Abernathy
LOUISVILLE *	Lefeld	Bujnoch	Bond	Longo	Ehinger	McClung	Morrison	Washington	C. Moore	Kay	Abernathy
vs. North Carolina	Lefeld	Cureton	Bond	Ehinger	Keebler	McClung	Morrison	Washington	C. Moore	Kay	Abernathy

DEFENSE	DE	DT	DT	DE	SLB	MLB	WLB/DB	DB	S	S	DB
PURDUE	Mouhon	Stepp	Meador	Harrah	Temple	Blair	Luc	Drane	Witty	Chenault	Orr
at Illinois	Mouhon	Stepp	Meador	Harrah	Temple	Blair	Luc	Drane	Witty	Chenault	Orr
NW STATE	Mouhon	Stepp	Dempsey	Hartsfield	Temple	Blair	Witty	Payne	Edwards	Chenault	Wilder
at Miami (Ohio)	Mouhon	Stepp	Dempsey	Hartsfield	Temple	Blair	Luc	Payne	Edwards	Chenault	Wilder
at USF *	Mouhon	Stepp	Hartsfield (DE)	Temple (SLB)	Blair (MLB)	Luc (WLB)	Witty	Drane	Edwards	Chenault	Payne
TEMPLE *	Jordan	Stepp	Dempsey	Harrah	Temple	Blair	Witty	Drane	Edwards	Chenault	Wilder
UCONN *	Mouhon	Stepp	Dempsey	Harrah	Temple	Blair	Witty	Drane	Edwards	Chenault	Wilder
at Memphis *	Mouhon	Stepp	Dempsey	Hartsfield	Temple	Blair	Luc	Drane	Edwards	Chenault	Wilder
SMU *	Mouhon	Stepp	Dempsey	Hartsfield	Temple	Blair	Witty	Drane	Edwards	Chenault	Wilder
at Rutgers *	Mouhon	Stepp	Dempsey	Harrah	Temple	Blair	Witty	Payne	Edwards	Chenault	Wilder
at Houston *	Mouhon	Stepp	Dempsey	Hartsfield	Temple	Blair	Witty	Drane	Edwards	Chenault	Wilder
LOUISVILLE *	Mouhon	Stepp	Dempsey	Harrah	Temple	Blair	Luc	Drane	Edwards	Chenault	Witty
vs. North Carolina	Mouhon	Stepp	Dempsey	Hartsfield	Temple	Blair	Luc	Drane	Edwards	Chenault	Wilder

START CHART

PLAYER	2013	CAR.	CONS.	PLAYER	2013	CAR.	CONS.	PLAYER	2013	CAR.	CONS.
Ralph David Abenathy IV, RB	13	16	13	Terrell Hartsfield, DL	7	7	1	Dan Sprague, OL	12	12	12
Blake Annen, TE	8	10	0	Jerrell Jordan, DE	1	1	1	Jordan Stepp, DL	13	23	14
Camaron Beard, DL	0	11	0	Brendon Kay, QB	11	16	11	Nick Temple, LB	13	28	18
Greg Blair, LB	13	26	26	Cory Keebler, OL	1	1	1	Solomon Tentman, LB	0	1	1
Deyshawn Bond, OL	13	13	13	Eric Lefeld, OL	13	34	30	Shaq Washington, WR	10	11	4
Austen Bujnoch, OL	9	35	0	Munchie Legaux, QB	2	14	2	Howard Wilder, DB	10	10	8
Arryn Chenault, DB	13	23	14	Sam Longo, OL	10	22	9	Adrian Witty, DB	10	11	4
Alex Chisum, WR	0	6	0	Jeff Luc, LB	7	7	2				
Andre Cureton	7	7	1	Anthony McClung, WR	7	31	2				
Adam Dempsey, DL	10	12	8	Mekale McKay, WR	1	1	1				
DJ Dowdy, TE	1	1	0	Mitch Meador, DL	2	2	2				
Deven Drane, DB	9	30	3	Chris Moore, WR	13	13	13				
Zach Edwards, DB	11	11	11	Max Morrison, WR	12	12	6				
Parker Ehinger, OL	13	24	24	Silverberry Mouhon, DL	12	12	7				
Jared Golden, FB	1	1	1	Trenier Orr, DB	2	3	2				
Brad Harrah, DL	6	6	1	Leviticus Payne, DB	5	5	2				

2013 UNIVERSITY OF CINCINNATI FOOTBALL

GAME-BY-GAME STATISTICS

	SCORE	1ST DOWNS	RUSHING (NO-YDS-TD)	PASSING (C-A-I-YDS-TD)	TOTAL OFF (PLY-YDS)	PUNTS NO-AVG	FUMBLES NO-LOST	PENALTIES NO-YDS	KOR NO-AVG	PR NO-AVG	3RD-DN CONV	RED ZONE	TIME OF POSS
CINCINNATI	42	20	47-221-4	17-25-2-204-1	72-425	2-31.0	2-1	2-10	1-22.0	3-(-0.7)	9-15	4-5	26:12
Purdue	7	12	22-65-1	18-35-2-161-0	57-226	3-56.3	5-2	7-40	4-19.0	0-0.0	4-12	1-2	33:48
CINCINNATI	17	24	32-148-1	23-42-1-308-1	74-456	6-36.7	1-0	7-48	4-22.8	3-8.7	0-0	3-4	23:32
at Illinois	45	27	39-210-2	26-37-0-312-4	76-522	5-38.8	1-0	5-24	1-10.0	5-13.2	1-0	2-2	36:28
CINCINNATI	66	28	46-338-4	19-21-0-347-5	67-669	2-43.0	0-0	13-131	2-21.0	2-17.0	6-9	7-7	31:49
NW State	9	12	34-135-1	14-23-1-179-0	57-179	10-36.8	0-0	9-78	6-17.7	1-4.0	2-14	1-1	28:11
CINCINNATI	14	24	52-198-2	23-37-2-171-0	89-369	6-39.8	1-1	7-74	1-16.0	5-6.6	7-17	2-4	37:04
at Miami (OH)	0	4	29-7-0	7-16-2-80-0	45-87	8-52.4	2-0	4-34	2-12.0	2-12.0	0-11	0-1	22:56
CINCINNATI	20	21	33-110-0	24-36-2-240-3	69-350	3-51.7	4-2	5-39	0-0.0	1-4.0	7-14	1-2	29:26
at USF	26	12	37-112-0	11-18-0-129-0	55-240	5-45.0	2-1	5-45	1-15.0	1-9.0	5-15	0-2	30:34
CINCINNATI	38	27	42-205-3	31-37-0-270-2	79-475	4-217	1-1	11-105	4-25.2	3-2.3	11-17	3-3	37:00
Temple	20	17	31-176-1	12-25-1-200-2	56-376	6-281	1-1	8-90	3-18.3	0-0	4-11	1-2	23:00
CINCINNATI	41	23	36-137-1	21-30-1-388-5	66-525	3-46.0	2-2	3-35	4-21.0	3-0.3	4-10	2-4	28:23
UConn	16	22	32-56-1	24-42-3-321-0	74-377	5-38.0	0-0	7-44	6-19.8	1-19.0	6-15	2-4	31:37
CINCINNATI	34	25	41-108-4	29-37-1-329-1	78-437	3-36.0	1-0	8-75	1-33.0	2-15.0	11-17	4-7	33:38
at Memphis	21	15	28-92-1	17-33-1-140-2	61-232	5-42.6	2-1	7-60	3-23.0	1-32.0	2-12	2-2	26:22
CINCINNATI	28	29	45-163-2	27-32-2-299-2	77-462	1-34.0	1-1	6-59	1-30.0	0-0.0	10-16	3-4	32:48
SMU	25	24	20-48-1	38-47-0-403-2	67-451	3-35.0	1-0	8-78	3-16.0	1-0.0	5-12	4-5	27:12
CINCINNATI	52	26	28-112-1	28-43-1-507-6	71-619	4-50.0	3-1	7-70	4-14.0	4-7.2	5-12	3-3	28:08
at Rutgers	17	21	33-108-1	27-51-2-249-1	84-357	9-41.9	0-0	8-70	8-21.1	1-(-1.0)	8-20	3-4	31:52
CINCINNATI	24	26	40-172-1	20-51-2-401-2	91-573	5-38.2	1-1	6-53	1-13.0	1-2.0	7-19	3-5	36:32
at Houston	17	13	31-33-0	18-41-0-245-1	72-278	10-44.7	3-2	3-30	4-16.8	0-0.0	4-17	2-3	23:28
CINCINNATI	24	22	39-124-3	22-41-2-304-0	80-428	4-39.0	1-0	2-18	5-22.8	1-0.0	8-17	4-4	27:58
Louisville	31 (OT)	28	41-177-1	23-37-1-255-3	78-432	5-39.4	0-0	7-60	5-21.0	1-27.0	5-12	3-3	32:02
CINCINNATI	17	20	36-168-2	16-36-1-181-0	72-349	5-36.4	1-1	3-35	5-18.4	1-(-2)	4-14	3-5	26:36
North Carolina	39	23	46-174-2	19-33-0-171-1	79-345	4-44.2	1-1	4-25	4-31.2	3-27.7	6-15	3-3	33:24

INDIVIDUAL SINGLE-GAME SUPERLATIVES

300-YARD PASSING GAMES

#4 MUNCHIE LEGAUX (1)

Opp	Date	C-A-I	Yards	TD	Long
vs. Virginia Tech	09/29/12	19-42-1	376	3	76

#11 BRENDON KAY (5)

Opp	Date	C-A-I	Yards	TD	Long
vs. Duke	12/27/12	17-25-0	332	4	83
UConn	10/19/13	17-24-0	300	4	56
at Memphis	10/30/13	27-35-1	321	1	32
at Rutgers	11/16/13	24-38-0	405	4	66
at Houston	11/23/13	29-50-2	406	2	43
Louisville	12/05/13	22-40-2	304	0	57

100-YARD RECEIVING GAMES

#6 ANTHONY MCCLUNG (4)

Opp	Date	Rec	Yards	TD	Long
Connecticut	12/03/11	8	142	2	36
Duke	12/27/12	3	110	1	55
at Rutgers	11/16/13	7	115	0	26
at Houston	11/23/13	10	132	0	43

#2 MEKALE MCKAY (1)

Opp	Date	Rec	Yards	TD	Long
at Rutgers	11/16/13	3	124	3	66

100-YARD RECEIVING GAMES

#19 SHAQ WASHINGTON (1)

Opp	Date	Rec	Yards	TD	Long
at Rutgers	11/16/13	6	123	1	41
at Houston	11/23/13	9	137	0	34

100-YARD RUSHING GAMES

#4 MUNCHIE LEGAUX (1)

Opp	Date	Att	Yards	TD	Long
Pittsburgh	09/06/12	6	117	0	77

#23 HOSEY WILLIAMS (1)

Opp	Date	Att	Yards	TD	Long
Northwestern State	09/14/13	11	117	2	77

2013 UNIVERSITY OF CINCINNATI FOOTBALL

TEAM GAME-BY-GAME STATISTICS

Date	Opponent	RUSHING				RECEIVING				PASSING				KICK RET				PUNT RET				TOT OFF
		No.	Yds	TD	Lg	No.	Yds	TD	Lg	Cmp-Att-Int	Yds	TD	Lg	No	Yds	TD	Lg	No	Yds	TD	Lg	
08/31	PURDUE	47	221	4	32	17	204	1	51	17-25-2	204	1	51	1	22	0	22	3	-2	0	6	425
09/07	at Illinois	32	148	1	25	23	308	1	32	23-42-1	308	1	32	4	91	0	25	3	26	0	11	456
09/14	NW STATE	46	322	4	77	19	347	5	49	19-21-0	347	5	49	2	42	0	23	2	34	0	25	669
09/21	at Miami (Ohio)	52	198	2	12	23	171	0	20	23-37-2	171	0	20	1	16	0	16	5	33	0	10	369
10/05	at USF *	33	110	0	13	24	240	3	27	24-36-2	240	3	27	0	0	0	0	1	4	0	4	350
10/11	TEMPLE *	42	205	3	37	31	270	2	25	31-37-0	270	2	25	4	101	0	38	3	7	0	8	475
10/19	UCONN *	36	137	1	30	21	388	5	56	21-30-1	388	5	56	4	84	0	28	3	1	0	3	525
10/30	at Memphis *	41	108	4	19	29	329	1	32	29-37-1	329	1	32	1	33	0	33	2	30	0	35	437
11/09	SMU *	45	163	2	24	27	299	2	62	27-32-2	299	2	62	1	30	0	30	0	0	0	0	462
11/16	at Rutgers *	28	112	1	16	28	507	6	66	28-43-1	507	6	66	4	56	0	23	4	29	0	12	619
11/23	at Houston *	40	172	1	23	30	401	2	43	30-51-2	401	2	43	1	13	0	13	1	2	0	2	573
12/05	LOUISVILLE *	39	124	3	19	22	304	0	57	22-41-2	304	0	57	5	114	0	24	1	0	0	0	428
12/28	vs. North Carolina	36	168	2	52	16	181	0	23	16-36-1	181	0	23	5	92	0	21	1	-2	0	0	349
	Totals	480	2022	26	77	295	3766	28	66	295-433-16	3766	28	66	28	619	0	38	28	164	0	35	5788
	Opponent	377	1184	10	35	235	2574	15	74	235-405-13	2574	15	74	45	854	0	30	14	180	0	38	3758

Date	Opponent	TACKLES				SACKS No-Yds	FUMBLE		Int-Yds	PASS		BLKD Kick	KICKS Att-Mad	XPTS		Saf	Pts
		Solo	Ast	Total	TFL-Yds		FF	FR-Yds		QBH	Brk			Run	Rcv		
08/31	PURDUE	31	18	49	5.0-22	1.0-8	3	2-0	2-41	9	3	0	6-6	0	0	0	42
09/07	at Illinois	39	46	85	7.0-16	0.0-0	0	0-0	0-0	4	6	0	2-2	0	0	0	17
09/14	NW STATE	23	60	83	7.0-35	4.0-23	0	0-0	1-0	2	3	0	9-9	0	0	0	66
09/21	at Miami (Ohio)	31	10	41	9.0-45	5.0-34	1	0-0	2-38	0	2	0	2-2	0	0	0	14
10/05	at USF *	39	12	51	5.0-23	2.0-16	2	1-0	0-0	0	0	0	3-2	0	0	0	20
10/11	TEMPLE *	25	36	61	5.0-19	3.0-15	1	1-0	1-20	2	3	0	5-5	0	0	0	38
10/19	UCONN *	37	42	79	11.0-61	8.0-49	0	0-0	3-142	5	3	0	6-5	0	0	0	41
10/30	at Memphis *	29	22	51	6.0-32	1.0-9	1	1-0	1-0	1	3	0	5-4	0	0	0	34
11/09	SMU *	40	32	72	4.0-14	2.0-12	1	0-0	0-0	3	1	0	4-4	0	0	0	28
11/16	at Rutgers *	36	54	90	8.0-29	3.0-16	0	0-0	2-8	3	4	0	7-7	0	0	0	52
11/23	at Houston *	36	24	60	10.0-40	3.0-21	1	2-7	0-0	7	7	0	3-3	0	0	0	24
12/05	LOUISVILLE *	41	46	87	7.0-24	3.0-15	0	0-0	1-0	4	4	0	3-3	0	0	0	24
12/28	vs. North Carolina	47	34	81	5.0-14	0.0-0	1	1-0	0-0	1	5	0	2-2	0	0	0	17
	Totals	454	436	890	89.0-374	35.0-218	11	8-7	13-249	41	44	0	57-54	0	0	0	417
	Opponent	520	502	1022	72.0-269	17.0-136	12	11-65	17-93	22	38	2	31-29	1	0	1	273

Date	Opponent	No	Yds	Avg	PUNTING						FIELD GOALS			KICKOFFS				
					Long	Blkd	TB	FC	50+	I20	Att-Made	Lg	Blkd	No	Yds	Avg	TB	OB
08/31	PURDUE	2	62	31.0	41	0	0	0	0	2	0-0	0	0	7	450	64.3	3	0
09/07	at Illinois	6	220	36.7	44	0	0	0	0	0	1-1	37	0	4	233	58.2	3	0
09/14	NW STATE	2	86	43.0	45	0	0	1	0	0	1-1	30	0	11	686	62.4	5	0
09/21	at Miami (Ohio)	6	239	39.8	50	0	1	0	1	2	2-0	0	1	3	175	58.3	1	0
10/05	at USF *	3	155	51.7	60	0	2	0	2	0	1-0	0	1	3	193	64.3	1	1
10/11	TEMPLE *	4	217	54.2	59	0	0	0	3	3	1-1	44	0	7	455	65.0	4	0
10/19	UCONN *	3	138	46.0	55	0	1	0	1	1	1-0	0	0	7	441	63.0	1	0
10/30	at Memphis *	3	108	36.0	49	0	0	1	0	2	1-0	0	0	6	374	62.3	3	0
11/09	SMU *	1	34	34.0	34	0	0	0	0	1	0-0	0	0	4	259	64.8	1	0
11/16	at Rutgers *	4	200	50.0	61	0	2	0	1	2	2-1	30	0	8	519	64.9	0	0
11/23	at Houston *	5	191	38.2	42	0	1	2	0	2	4-1	25	0	5	271	54.2	1	0
12/05	LOUISVILLE *	4	156	39.0	62	0	0	0	1	2	1-1	26	0	5	285	57.0	0	0
12/28	vs. North Carolina	5	182	36.4	46	0	0	2	0	0	2-1	34	0	5	299	59.8	0	1
	Totals	48	1988	41.4	62	0	7	6	9	17	17-7	44	2	75	4640	61.9	23	2
	Opponent	78	3362	43.1	84	0	7	16	19	19	17-12	52	0	56	3524	62.9	20	3

2013 UNIVERSITY OF CINCINNATI FOOTBALL

SEASON/CAREER STATS

SEASON STATISTICS

CAREER STATISTICS

RUSHING	GP	Att	Gain	Loss	Net	Avg	TD	Long	Avg/G	GP	Att	Gain	Loss	Net	Avg	TD	Long	Avg/G
WILLIAMS, Hosey	12	115	669	14	655	5.7	4	77	54.6	12	115	669	14	655	5.7	4	77	54.6
ABERNATHY, RD	13	132	554	36	518	3.9	5	27	39.8	39	215	1000	78	922	4.3	8	52	23.6
GREEN, Tion	11	91	435	23	412	4.5	7	24	37.5	18	107	507	25	482	4.5	8	24	26.8
LUALLLEN, Jordan	10	47	226	6	220	4.7	3	37	22.0	26	84	436	30	406	4.8	5	48	15.6
KAY, Brendon	13	72	276	139	137	1.9	6	22	10.5	30	129	699	196	503	3.9	8	40	16.8
LEGAUX, Munchie	2	17	121	14	107	6.3	1	32	53.5	31	113	769	142	627	5.5	7	77	20.2
WASHINGTON, Shaq	13	5	70	3	67	13.4	1	52	5.2	23	6	71	3	68	11.3	1	52	3.0
KING, Anthony	11	6	34	0	34	5.7	0	10	3.1	32	13	66	20	46	3.5	0	11	1.4
RICE, Rob	10	4	18	0	18	4.5	1	8	1.8	10	4	18	0	18	4.5	1	8	1.8
MOORE, Chris	13	2	20	4	16	8.0	0	20	1.2	25	2	20	4	16	8.0	0	20	0.6
LLOYD, John	13	1	14	0	14	14.0	0	14	1.1	13	1	14	0	14	14.0	0	14	1.1
MOORE, Rod	11	4	14	1	13	3.2	0	7	1.2	11	4	14	1	13	3.2	0	7	1.2
MORRISON, Max	13	1	3	0	3	3.0	0	3	0.2	24	1	3	0	3	3.0	0	3	0.1
MCKAY, Mekale	13	1	1	0	1	1.0	0	1	0.1	13	1	1	0	1	1.0	0	1	0.1
CONEY, Bennie	3	2	0	9	-9	-4.5	0	0	-3.0	3	2	0	9	-9	-4.5	0	0	-3.0
TEAM	9	16	0	16	-16	-1.0	0	0	-1.8									
Total.....	13	516	2455	265	2190	4.2	28	77	168.5									
Opponents.....	13	423	1743	385	1358	3.2	12	35	104.5									

PASSING	GP	Effic	Cmp-Att-Int	Pct	Yds	TD	Lng	Avg/G	GP	Effic	Att-Cmp-Int	Pct	Yds	TD	Lng	Avg/G
KAY, Brendon	13	148.85	262-395-12	66.3	3302	22	66	254.0	30	151.93	541-354-14	65.4	4647	32	83	154.9
LEGAUX, Munchie	2	122.92	30-51-3	58.8	382	2	40	191.0	31	120.44	397-205-16	51.6	2847	20	78	91.8
LUALLLEN, Jordan	10	213.05	8-11-1	72.7	129	2	37	12.9	26	177.82	16-11-1	68.8	153	2	37	5.9
CONEY, Bennie	3	205.09	6-7-1	85.7	84	1	44	28.0	3	205.09	7-6-1	85.7	84	1	44	28.0
WASHINGTON, Shaq	13	322.00	3-3-0	100.0	40	1	28	3.1	23	322.00	3-3-0	100.0	40	1	28	1.7
COLOSIMO, Michael	1	142.00	2-2-0	100.0	10	0	7	10.0	1	142.00	2-2-0	100.0	10	0	7	10.0
Total.....	13	149.46	311-469-17	66.3	3947	28	66	303.6								
Opponents.....	13	116.75	254-438-13	58.0	2745	16	74	211.2								

RECEIVING	GP	No.	Yds	Avg	TD	Long	Avg/G	GP	No.	Yds	Avg	TD	Long	Avg/G
WASHINGTON, Shaq	13	78	783	10.0	1	43	60.2	23	84	820	9.8	1	43	35.7
MCCLUNG, Anthony	12	72	939	13.0	5	46	78.2	47	177	2378	13.4	15	55	50.6
MOORE, Chris	13	45	645	14.3	9	51	49.6	25	49	758	15.5	11	65	30.3
MORRISON, Max	13	29	447	15.4	3	46	34.4	24	29	447	15.4	3	46	18.6
ABERNATHY, RD	13	24	177	7.4	0	32	13.6	39	53	514	9.7	4	76	13.2
MCKAY, Mekale	13	16	485	30.3	7	66	37.3	13	16	485	30.3	7	66	37.3
ANNEN, Blake	13	16	183	11.4	2	49	14.1	44	19	218	11.5	2	49	5.0
GRAVES, Jeremy	13	6	47	7.8	0	15	3.6	25	6	47	7.8	0	15	1.9
COLE, Nate	12	4	39	9.8	0	24	3.2	13	4	39	9.8	0	24	3.0
WILLIAMS, Hosey	12	4	21	5.2	0	7	1.8	12	4	21	5.2	0	7	1.8
ALONZO, Shakim	9	3	81	27.0	1	44	9.0	9	3	81	27.0	1	44	9.0
GOLDEN, Jared	13	3	50	16.7	0	32	3.8	26	3	50	16.7	0	32	1.9
JOHNSON, Travis	1	3	18	6.0	0	7	18.0	1	3	18	6.0	0	7	18.0
GREEN, Tion	11	2	12	6.0	0	7	1.1	18	2	12	6.0	0	7	0.7
DOWDY, DJ	11	2	6	3.0	0	6	0.5	11	2	6	3.0	0	6	0.5
KAY, Brendon	13	1	12	12.0	0	12	0.9	30	3	56	18.7	1	39	1.9
NUTTER, Kyle	2	1	3	3.0	0	3	1.5	2	1	3	3.0	0	3	1.5
BURRELL, Chris	1	1	0	0.0	0	0	0.0	3	1	0	0.0	0	0	0.0
MOORE, Rod	11	1	-1	-1.0	0	0	-0.1	11	1	-1	-1.0	0	0	-0.1
Total.....	13	311	3947	12.7	28	66	303.6							
Opponents.....	13	254	2745	10.8	16	74	211.2							

SEASON/CAREER STATS

SEASON STATISTICS										CAREER STATISTICS									
TOTAL OFFENSE		G Plays Rush Pass Total Avg/G								G Plays Rush Pass Total Avg/G									

KAY, Brendon	13	467	137	3302	3439	264.5				30	670	503	4647	5150	171.7				
WILLIAMS, Hosey	12	115	655	0	655	54.6				12	115	655	0	655	54.6				
ABERNATHY, RD	13	132	518	0	518	39.8				39	215	922	0	922	23.6				
LEGAUX, Munchie	2	68	107	382	489	244.5				31	510	627	2847	3474	112.1				
GREEN, Tion	11	91	412	0	412	37.5				18	107	482	0	482	26.8				
LUALLEN, Jordan	10	58	220	129	349	34.9				26	100	406	153	559	21.5				
WASHINGTON, Shaq	13	8	67	40	107	8.2				23	9	68	40	108	4.7				
CONEY, Bennie	3	9	-9	84	75	25.0				3	9	-9	84	75	25.0				
KING, Anthony	11	6	34	0	34	3.1				32	13	46	0	46	1.4				
RICE, Rob	10	4	18	0	18	1.8				10	4	18	0	18	1.8				
MOORE, Chris	13	2	16	0	16	1.2				25	2	16	0	16	0.6				
LLOYD, John	13	1	14	0	14	1.1				13	1	14	0	14	1.1				
MOORE, Rod	11	4	13	0	13	1.2				11	4	13	0	13	1.2				
COLOSIMO, Michael	1	2	0	10	10	10.0				1	2	0	10	10	10.0				
MORRISON, Max	13	1	3	0	3	0.2				24	1	3	0	3	0.1				
MCKAY, Mekale	13	1	1	0	1	0.1				13	1	1	0	1	0.1				
TEAM	9	16	-16	0	-16	-1.8													
Total.....	13	985	2190	3947	6137	472.1													
Opponents.....	13	861	1358	2745	4103	315.6													

----- PATs -----																			
SCORING	TD	FGs	Kick	Rush	Rcv	Pass	DXP	Saf	Points	TD	FGs	Kick	Rush	Rcv	Pass	DXP	Saf	Points	

MILIANO, Tony	0	7-17	54-56	0-0	0	0-0	0	0	75	0	41-64	152-159	0-0	0	0-0	0	0	275	
MOORE, Chris	9	0-0	0-0	0-0	0	0-0	0	0	54	11	0-0	0-0	0-0	0	0-0	0	0	66	
GREEN, Tion	7	0-0	0-0	0-0	0	0-0	0	0	42	8	0-0	0-0	0-0	0	0-0	0	0	48	
MCKAY, Mekale	7	0-0	0-0	0-0	0	0-0	0	0	42	7	0-0	0-0	0-0	0	0-0	0	0	42	
KAY, Brendon	6	0-0	0-0	0-0	0	0-0	0	0	36	9	0-0	0-0	0-0	0	0-0	0	0	54	
MCCLUNG, Anthony	5	0-0	0-0	0-0	0	0-0	0	0	30	15	0-0	0-0	0-0	0	0-0	0	0	90	
ABERNATHY, RD	5	0-0	0-0	0-0	0	0-0	0	0	30	13	0-0	0-0	0-0	0	0-0	0	0	78	
WILLIAMS, Hosey	4	0-0	0-0	0-0	0	0-0	0	0	24	4	0-0	0-0	0-0	0	0-0	0	0	24	
LUALLEN, Jordan	3	0-0	0-0	0-0	0	0-0	0	0	18	5	0-0	0-0	0-0	0	0-0	0	0	30	
MORRISON, Max	3	0-0	0-0	0-0	0	0-0	0	0	18	3	0-0	0-0	0-0	0	0-0	0	0	18	
WASHINGTON, Shaq	2	0-0	0-0	0-0	0	0-0	0	0	12	2	0-0	0-0	0-0	0	0-0	0	0	12	
ANNEN, Blake	2	0-0	0-0	0-0	0	0-0	0	0	12	2	0-0	0-0	0-0	0	0-0	0	0	12	
LEGAUX, Munchie	1	0-0	0-0	0-0	0	0-0	0	0	6	7	0-0	0-0	0-0	0	0-0	0	0	42	
RICE, Rob	1	0-0	0-0	0-0	0	0-0	0	0	6	1	0-0	0-0	0-0	0	0-0	0	0	6	
WITTY, Adrian	1	0-0	0-0	0-0	0	0-0	0	0	6	1	0-0	0-0	0-0	0	0-0	0	0	6	
ALONZO, Shakim	1	0-0	0-0	0-0	0	0-0	0	0	6	1	0-0	0-0	0-0	0	0-0	0	0	6	
TEAM	0	0-0	0-1	0-0	0	0-0	0	0	0										
Total.....	57	7-17	54-57	0-0	0	0-0	0	0	417										
Opponents.....	34	12-17	29-31	1-2	0	0-1	0	1	273										

PUNT RETURNS	No.	Yds	Avg	TD	Long					No.	Yds	Avg	TD	Long					

MCCLUNG, Anthony	18	53	2.9	0	12					35	217	6.2	0	29					
WASHINGTON, Shaq	11	109	9.9	0	35					11	109	9.9	0	35					
Total.....	29	162	5.6	0	35														
Opponents.....	17	263	15.5	1	86														

KICK RETURNS	No.	Yds	Avg	TD	Long					No.	Yds	Avg	TD	Long					

ABERNATHY, RD	16	351	21.9	0	38					87	2186	25.1	1	90					
MOORE, Rod	14	312	22.3	0	33					14	312	22.3	0	33					
WASHINGTON, Shaq	2	28	14.0	0	19					2	28	14.0	0	19					
MOORE, Chris	1	20	20.0	0	20					1	20	20.0	0	20					
Total.....	33	711	21.5	0	38														
Opponents.....	49	979	20.0	1	78														

INTERCEPTIONS	No.	Yds	Avg	TD	Long					No.	Yds	Avg	TD	Long					

DRANE, Deven	3	85	28.3	0	47					8	192	24.0	0	47					
WILDER, Howard	2	0	0.0	0	0					2	0	0.0	0	0					
EDWARDS, Zach	2	20	10.0	0	20					2	20	10.0	0	20					
TYSON, Mike	2	103	51.5	0	87					2	103	51.5	0	87					
TEMPLE, Nick	1	0	0.0	0	0					3	67	22.3	1	55					
PAYNE, Leviticus	1	0	0.0	0	0					1	0	0.0	0	0					
CHENAULT, Arryn	1	0	0.0	0	0					4	21	5.2	0	21					
WITTY, Adrian	1	41	41.0	1	41					1	41	41.0	1	41					
Total.....	13	249	19.2	1	87														
Opponents.....	17	93	5.5	0	37														

2013 UNIVERSITY OF CINCINNATI FOOTBALL

SEASON/CAREER STATS

SEASON STATISTICS

CAREER STATISTICS

FUMBLE RETURNS

No. Yds Avg TD Long

No. Yds Avg TD Long

BLAIR, Greg	1	7	7.0	0	7	1	7	7.0	0	7
Total.....	1	7	7.0	0	7						
Opponents.....	3	65	21.7	4	40						

ALL PURPOSE

G Rush Rec PR KOR IR Tot Avg/G

G Rush Rec PR KOR IR Tot Avg/G

ABERNATHY, RD	13	518	177	0	351	0	1046	80.5	39	922	514	0	2186	0	3622	92.9
MCCLUNG, Anthony	12	0	939	53	0	0	992	82.7	47	11	2378	217	198	0	2804	59.7
WASHINGTON, Shaq	13	67	783	109	28	0	987	75.9	23	68	820	109	28	0	1025	44.6
MOORE, Chris	13	16	645	0	20	0	681	52.4	25	16	758	0	20	0	794	31.8
WILLIAMS, Hosey	12	655	21	0	0	0	676	56.3	12	655	21	0	0	0	676	56.3
MCKAY, Mekale	13	1	485	0	0	0	486	37.4	13	1	485	0	0	0	486	37.4
MORRISON, Max	13	3	447	0	0	0	450	34.6	24	3	447	0	0	0	450	18.8
GREEN, Tion	11	412	12	0	0	0	424	38.5	18	482	12	0	0	0	494	27.4
MOORE, Rod	11	13	-1	0	312	0	324	29.5	11	13	-1	0	312	0	324	29.5
LUALLEN, Jordan	10	220	0	0	0	0	220	22.0	26	406	0	0	0	0	406	15.6
ANNEN, Blake	13	0	183	0	0	0	183	14.1	44	0	218	0	0	0	218	5.0
KAY, Brendon	13	137	12	0	0	0	149	11.5	30	503	56	0	0	0	559	18.6
LEGAUX, Munchie	2	107	0	0	0	0	107	53.5	31	627	18	0	0	0	645	20.8
TYSON, Mike	9	0	0	0	0	103	103	11.4	9	0	0	0	0	103	103	11.4
DRANE, Deven	12	0	0	0	0	85	85	7.1	45	0	0	0	20	192	212	4.7
ALONZO, Shakim	9	0	81	0	0	0	81	9.0	9	0	81	0	0	0	81	9.0
GOLDEN, Jared	13	0	50	0	0	0	50	3.8	26	0	50	0	0	0	50	1.9
GRAVES, Jeremy	13	0	47	0	0	0	47	3.6	25	0	47	0	0	0	47	1.9
WITTY, Adrian	13	0	0	0	0	41	41	3.2	40	0	0	0	0	41	41	1.0
COLE, Nate	12	0	39	0	0	0	39	3.2	13	0	39	0	0	0	39	3.0
KING, Anthony	11	34	0	0	0	0	34	3.1	32	46	0	0	0	0	46	1.4
EDWARDS, Zach	13	0	0	0	0	20	20	1.5	13	0	0	0	0	20	20	1.5
RICE, Rob	10	18	0	0	0	0	18	1.8	10	18	0	0	0	0	18	1.8
JOHNSON, Travis	1	0	18	0	0	0	18	18.0	1	0	18	0	0	0	18	18.0
LLOYD, John	13	14	0	0	0	0	14	1.1	13	14	0	0	0	0	14	1.1
DOWDY, DJ	11	0	6	0	0	0	6	0.5	11	0	6	0	0	0	6	0.5
NUTTER, Kyle	2	0	3	0	0	0	3	1.5	2	0	3	0	0	0	3	1.5
CONY, Bennie	3	-9	0	0	0	0	-9	-3.0	3	-9	0	0	0	0	-9	-3.0
TEAM	9	-16	0	0	0	0	-16	-1.8									
Total.....	13	2190	3947	162	711	249	7259	558.4									
Opponents.....	13	1358	2745	263	979	93	5438	418.3									

FIELD GOALS

Att Good Long Blkd

Att Good Long Blkd Pct.

MILIANO, Tony	17	7	44	2	64	41	48	6	64.1
Total.....	17	7	44	2						
Opponents.....	17	12	52	0						

PUNTING

No. Yds Avg Long TB FC I20 Blkd

No. Yds Avg Long TB FC I20 Blkd

LLOYD, John	33	1409	42.7	62	3	6	9	0	33	1409	42.7	62	3	6	9	0
KAY, Brendon	15	579	38.6	58	4	0	8	0	15	579	38.6	58	4	0	8	0
Total.....	48	1988	41.4	62	7	6	17	0									
Opponents.....	78	3362	43.1	84	7	16	19	0									

KICKOFFS

No. Yds Avg TB OB Retn Net YdLn

No. Yds Avg TB OB

MILIANO, Tony	75	4640	61.9	23	2	104	6452	62.0	26	4
Total.....	75	4640	61.9	23	2		979	42.7	22		
Opponents.....	56	3524	62.9	20	3		711	43.1	21		

2013 UNIVERSITY OF CINCINNATI FOOTBALL

SEASON/CAREER STATS

SEASON STATISTICS													CAREER STATISTICS												
DEFENSIVE LEADERS	GP	Solo	Ast	Total	TFL	Sacks	Int	PBU	FR	FF	Blk	GP	Solo	Ast	Total	TFL	Sacks	Int	PBU	FR	FF	Blk			
51 BLAIR, Greg	13	48	58	106	7.0	1.0	.	3	1	1	.	27	117	128	245	17.0	3.5	2	9	2	3	.			
43 TEMPLE, Nick	13	43	37	80	13.5	5.5	1	1	.	1	.	39	94	75	169	21.5	8.0	3	5	.	2	.			
22 EDWARDS, Zach	13	43	30	73	2.5	.	2	7	1	1	.	13	43	30	73	2.5	.	2	7	1	1	.			
25 CHENAULT, Arryn	13	37	20	57	1.0	.	1	6	1	.	.	46	77	44	121	2.5	.	4	10	2	.	.			
8 WITTY, Adrian	13	27	19	46	2.0	.	1	4	.	.	.	40	54	33	87	6.5	3.0	1	7	.	2	.			
94 STEPE, Jordan	13	16	29	45	8.0	6.0	.	.	1	.	.	50	70	64	134	17.5	8.0	.	2	1	1	1			
48 LUC, Jeff	13	25	18	43	6.5	1.5	.	2	1	2	.	13	25	18	43	6.5	1.5	.	2	1	2	.			
92 MOUHON, Silverberry	13	19	22	41	12.5	9.5	.	1	.	2	.	26	27	33	60	13.5	10.5	.	2	.	3	.			
3 WILDER, Howard	13	19	16	35	0.0	.	2	4	.	1	.	13	19	16	35	0.0	.	2	4	.	1	.			
1D DRANE, Deven	12	21	9	30	1.0	.	3	5	.	.	.	45	84	40	124	4.0	.	8	21	2	.	.			
91 DEMPSEY, Adam	13	17	12	29	8.0	3.5	.	1	.	.	.	27	24	16	40	9.0	3.5	.	1	.	.	1			
57 CASSEUS, Clemente	13	10	16	26	1.0	26	20	26	46	3.0			
93 HARRAH, Brad	13	13	12	25	10.0	4.0	29	15	12	27	11.0	4.0			
97 AIKEN, Marques	13	6	18	24	3.0	0.5	.	2	1	.	.	13	6	18	24	3.0	0.5	.	2	1	.	.			
12 PAYNE, Leviticus	13	15	9	24	1.0	.	1	1	1	.	.	26	22	10	32	1.0	.	1	1	1	.	.			
33 TENTMAN, Solomon	13	10	13	23	0.0	27	21	25	46	0.5			
95 HARTSFIELD, Terrell	13	13	10	23	4.0	1.5	.	1	.	.	.	13	13	10	23	4.0	1.5	.	1	.	.	.			
29 JONES, Andre	13	8	14	22	0.0	13	8	14	22	0.0			
44 MASON, Corey	13	11	10	21	1.0	1	.	36	14	12	26	1.0	1	.			
5 TYSON, Mike	9	8	10	18	0.5	.	2	1	.	.	.	9	8	10	18	0.5	.	2	1	.	.	.			
46 MEADOR, Mitch	13	7	5	12	2.5	1.0	.	1	.	.	.	51	14	14	28	4.0	2.5	.	1	.	1	.			
40 BROWN, Kevin	12	3	7	10	0.0	21	10	10	20	0.0	.	.	2	.	.	.			
20 RICE, Rob	10	5	3	8	0.0	1	.	10	5	3	8	0.0	1	.			
99 JORDAN, Jerrell	12	1	7	8	0.5	.	.	1	.	.	.	12	1	7	8	0.5	.	.	1	.	.	.			
21 MOORE, Rod	11	3	2	5	0.0	.	.	1	.	.	.	11	3	2	5	0.0	.	.	1	.	.	.			
13 COLEMAN, Grant	6	2	3	5	0.0	.	.	1	.	.	.	6	2	3	5	0.0	.	.	1	.	.	.			
70 MITCHELL, Brandon	9	1	4	5	1.0	9	1	4	5	1.0			
38 ANTOUN, Mason	9	3	2	5	0.0	9	3	2	5	0.0			
49 KING, Anthony	11	3	2	5	0.0	32	4	2	6	0.0			
36 FOSTER, Marcus	6	2	2	4	1.0	6	2	2	4	1.0			
90 BEARD, Camaron	10	1	3	4	1.5	1.0	28	14	24	38	6.5	1.0	.	1	1	1	.			
41 HYLAND, Kevin	10	.	3	3	0.0	14	.	3	3	0.0			
98 WEST, Chad	11	3	.	3	0.0	11	3	.	3	0.0			
61 WILLIS, Kirk	13	1	2	3	0.0	26	2	5	7	0.0			
2D ORR, Trenier	2	1	2	3	0.0	10	13	8	21	0.0	.	.	4	.	.	.			
65 DONNINI, Connor	1	.	2	2	0.0	.	.	1	.	.	.	1	.	2	2	0.0	.	.	1	.	.	.			
59 BOND, Deyshawn	13	1	1	2	0.0	13	1	1	2	0.0			
62 KEEBLER, Cory	13	1	1	2	0.0	35	1	1	2	0.0			
19 WASHINGTON, Shaq	13	2	.	2	0.0	23	2	.	2	0.0			
73 LEAHY, Ryan	4	1	.	1	0.0	4	1	.	1	0.0			
30 DOSTON, Darren	2	.	1	1	0.0	.	.	.	1	.	.	2	.	1	1	0.0	.	.	.	1	.	.			
96 POSLEY, Josh	2	.	1	1	0.0	8	2	2	4	0.5	0.5			
17 GRAVES, Jeremy	13	1	.	1	0.0	25	3	.	3	0.0	.	.	.	1	.	.			
76 BUJNOCH, Austen	9	1	.	1	0.0	1	.	39	1	.	1	0.0	1	.			
23 WILLIAMS, Hosey	12	.	1	1	0.0	12	.	1	1	0.0			
3C CONEY, Bennie	3	1	.	1	0.0	3	1	.	1	0.0			
24 LLOYD, John	13	1	.	1	0.0	13	1	.	1	0.0			
Total.....	13	454	436	890	89	35	13	44	8	11	.														
Opponents.....	13	520	502	1022	72	17	17	38	11	12	2														

2013 UNIVERSITY OF CINCINNATI FOOTBALL

RED ZONE/TIME OF POSSESSION

RED ZONE ANALYSIS

CINCINNATI										---- Failed to score inside RZ ----					
Date	Opponent	Score	Times In RZ	Times Scored	Total Pts	TDs	Rush TDs	Pass TDs	FGs Made	FGA	Downs	Int	Fumb	Half	Game
08/31	PURDUE	W, 42-7	5	4	28	4	3	1	0	0	0	1	0	0	0
09/07	at Illinois	L, 17-45	4	3	17	2	1	1	1	0	1	0	0	0	0
09/14	NW STATE	W, 66-9	1	1	6	1	1	0	0	0	0	0	0	0	0
09/21	at Miami (Ohio)	W, 14-0	4	2	14	2	2	0	0	1	0	0	0	1	0
10/05	at USF *	L, 20-26	2	1	7	1	0	1	0	0	1	0	0	0	0
10/11	TEMPLE *	W, 38-20	3	3	21	3	2	1	0	0	0	0	0	0	0
10/19	UCONN *	W, 41-16	4	2	14	2	1	1	0	1	1	0	0	0	0
10/30	at Memphis *	W, 34-21	7	4	28	4	4	0	0	1	1	1	0	0	0
11/09	SMU *	W, 28-25	4	3	21	3	2	1	0	0	0	0	0	1	0
11/16	at Rutgers *	W, 52-17	3	3	17	2	1	1	1	0	0	0	0	0	0
11/23	at Houston *	W, 24-17	5	3	17	2	1	1	1	1	1	0	0	0	0
12/05	LOUISVILLE *	L, 24-31 (OT)	4	4	24	3	3	0	1	0	0	0	0	0	0
12/28	vs. North Carolina	L, 17-39	5	3	17	2	2	0	1	1	1	0	0	0	0
TOTALS			57	42	270	36	26	10	6	5	6	2	0	2	0
42 OF 57 (73.7%)															
OPPONENTS										---- Failed to score inside RZ ----					
Date	Opponent	Score	Times In RZ	Times Scored	Total Pts	TDs	Rush TDs	Pass TDs	FGs Made	FGA	Downs	Int	Fumb	Half	Game
08/31	PURDUE	W, 42-7	2	1	7	1	1	0	0	1	0	0	0	0	0
09/07	at Illinois	L, 17-45	2	2	10	1	1	0	1	0	0	0	0	0	0
09/14	NW STATE	W, 66-9	1	1	6	1	1	0	0	0	0	0	0	0	0
09/21	at Miami (Ohio)	W, 14-0	1	0	0	0	0	0	0	0	1	0	0	0	0
10/05	at USF *	L, 20-26	2	2	6	0	0	0	2	0	0	0	0	0	0
10/11	TEMPLE *	W, 38-20	2	1	6	1	1	0	0	0	0	0	1	0	0
10/19	UCONN *	W, 41-16	4	2	10	1	1	0	1	0	1	1	0	0	0
10/30	at Memphis *	W, 34-21	2	2	14	2	0	2	0	0	0	0	0	0	0
11/09	SMU *	W, 28-25	5	4	25	3	1	2	1	1	0	0	0	0	0
11/16	at Rutgers *	W, 52-17	4	3	17	2	1	1	1	0	1	0	0	0	0
11/23	at Houston *	W, 24-17	3	2	10	1	0	1	1	0	0	0	1	0	0
12/05	LOUISVILLE *	L, 24-31 (OT)	3	3	17	2	1	1	1	0	0	0	0	0	0
12/28	vs. North Carolina	L, 17-39	3	3	21	3	2	1	0	0	0	0	0	0	0
TOTALS			34	26	149	18	10	8	8	2	3	1	2	0	0
26 OF 34 (76.5%)															

TIME OF POSSESSION

Date	Opponent	Score	Overall	1st Qtr	2nd Qtr	3rd Qtr	4th Qtr
08/31	PURDUE	W, 42-7	33:48	5:11	9:35	10:42	8:20
09/07	at Illinois	L, 17-45	23:32	6:23	6:16	5:56	4:57
09/14	NORTHWESTERN STATE	W, 66-9	31:49	8:06	7:21	6:38	9:44
09/21	at Miami (Ohio)	W, 14-0	37:04	7:50	7:34	9:59	11:41
10/05	at USF *	L, 20-26	29:26	5:14	8:08	7:43	8:21
10/11	TEMPLE *	W, 38-20	37:00	6:37	9:47	11:05	9:31
10/19	UCONN *	W, 41-16	28:23	5:26	6:15	7:15	9:27
10/30	at Memphis *	W, 34-21	33:38	7:52	7:23	8:11	10:12
11/09	SMU *	W, 28-25	32:48	5:37	4:58	12:27	9:46
11/16	at Rutgers *	W, 52-17	28:08	7:56	8:24	4:36	7:12
11/23	at Houston *	W, 24-17	36:32	9:36	8:40	8:11	10:05
12/05	LOUISVILLE *	L, 24-31 (OT)	27:58	9:30	7:44	5:09	5:35
12/28	vs. North Carolina	L, 17-39	26:36	7:59	6:11	8:32	3:54
CINCINNATI		Total	406:42	93:17	98:16	106:24	108:45
		Avg.	31:17	7:10	7:33	8:11	8:21
OPPONENTS		Total	373:18	101:43	96:44	88:36	86:15
		Avg.	28:42	7:49	7:26	6:48	6:38

2013 UNIVERSITY OF CINCINNATI FOOTBALL

YDS.	TYPE	PLAYER(S)	OPP.
87	INT	TYSON, Mike	UConn
77	Rush	WILLIAMS, Hosey	Northwestern State
*66	Pass	MCKAY, Mekale from KAY, Brendon	Rutgers
*62	Pass	MCKAY, Mekale from KAY, Brendon	SMU
57	Pass	MCKAY, Mekale from KAY, Brendon	Louisville
56	Pass	MCKAY, Mekale from KAY, Brendon	UConn
52	Rush	WASHINGTON, Shaq	North Carolina
51	Pass	MOORE, Chris from KAY, Brendon	Purdue
49	Pass	ANNEN, Blake from KAY, Brendon	Northwestern State
47	INT	DRANE, Deven	UConn
46	Pass	MCCLUNG, Anthony from KAY, Brendon	Louisville
46	Pass	MORRISON, Max from KAY, Brendon	Northwestern State
*44	Pass	ALONZO, Shakim from CONEY, Bennie	Northwestern State
43	Pass	WASHINGTON, Shaq from KAY, Brendon	Houston
*41	Pass	ANNEN, Blake from KAY, Brendon	UConn
*41	INT	WITTY, Adrian	Purdue
*41	Pass	MORRISON, Max from KAY, Brendon	Northwestern State
*41	Pass	WASHINGTON, Shaq from KAY, Brendon	Rutgers
*40	Pass	MOORE, Chris from KAY, Brendon	Houston
40	Pass	MORRISON, Max from LEGAUX, Munchie	Purdue
*40	Pass	MCKAY, Mekale from KAY, Brendon	Northwestern State
38	KR	ABERNATHY, RD	Temple
38	INT	DRANE, Deven	Miami (Ohio)
37	Pass	MCKAY, Mekale from LUAllen, Jordan	UConn
37	Rush	LUAllen, Jordan	Temple
35	PR	WASHINGTON, Shaq	Memphis
*34	Pass	MCKAY, Mekale from LUAllen, Jordan	Rutgers
34	Pass	MCCLUNG, Anthony from KAY, Brendon	Houston
33	KR	MOORE, Rod	Memphis
32	Rush	LEGAUX, Munchie	Purdue
*32	Pass	MORRISON, Max from KAY, Brendon	UConn
32	Pass	GOLDEN, Jared from KAY, Brendon	Northwestern State
32	Pass	ABERNATHY, RD from KAY, Brendon	Memphis
32	Pass	MORRISON, Max from LEGAUX, Munchie	Illinois
31	Pass	MCCLUNG, Anthony from KAY, Brendon	Memphis
30	Rush	WILLIAMS, Hosey	UConn
30	KR	ABERNATHY, RD	SMU
30	Pass	MOORE, Chris from KAY, Brendon	UConn
*30	Rush	WILLIAMS, Hosey	Purdue
*28	Pass	MOORE, Chris from WASHINGTON, Shaq	Rutgers

* touchdown scored on play

LONGEST PLAYS

PLAYS BY YARDS	NO.	TD
100+	0	0
90-99	0	0
80-89	1	0
70-79	1	0
60-69	2	2
50-59	4	0
40-49	13	7
30-39	18	3
20-29	69	9
PLAYS BY TYPE	NO.	TD
Rushing	17	2
Passing	61	18
Punt returns	2	0
Kick returns	23	0
Interceptions	5	1
Fumble returns	0	0
Other	0	0
TOTAL	108	21

OFFENSE			
TYPE	YARDS	PLAYER	OPPONENT
RUSH	77	Williams	NW State
RUSHING TD	30	Williams	Purdue
PASS	66	McKay from Kay	at Rutgers
PASSING TD	66	McKay from Kay	at Rutgers
SPECIAL TEAMS			
TYPE	YARDS	PLAYER	OPPONENT
PUNT RETURN	35	Washington	Memphis
KICK RETURN	38	Abernathy	Temple
PUNT	62	Lloyd	Louisville
FIELD GOAL	44	Miliano	Temple
DEFENSE			
TYPE	YARDS	PLAYER	OPPONENT
INT RETURN	87	Tyson	UConn
FUMBLE RETURN	7	Blair	at Houston

2013 UNIVERSITY OF CINCINNATI FOOTBALL

SCORING DRIVES

OPPONENT	QTR.	PLYS.	YDS.	TOP	RES.	SCORING PLAY
Purdue	2	14	78	6:26	TD	Legaux 10-yard run
Purdue	2	7	75	3:09	TD	Annen 15-yard pass from Legaux
Purdue	3	13	78	6:09	TD	Abernathy 3-yard run
Purdue	3	1	41		TD	Witty 41-yard interception return
Purdue	4	4	39	2:05	TD	Williams 30-yard run
Purdue	4	6	79	3:11	TD	Green 1-yard run

OPPONENT	QTR.	PLYS.	YDS.	TOP	RES.	SCORING PLAY
at Illinois	2	14	69	3:25	TD	Morrison 1-yard pass from Legaux
at Illinois	3	5	25	1:10	FG	Miliano 37-yard field goal
at Illinois	3	5	76	1:14	TD	Abernathy 13-yard TD run

OPPONENT	QTR.	PLYS.	YDS.	TOP	RES.	SCORING PLAY
Northwestern St.	1	6	68	2:52	TD	Moore 15-yard reception from Kay
Northwestern St.	1	7	72	3:24	TD	Williams 4-yard rush
Northwestern St.	2	8	82	3:07	TD	McKay 40-yard pass from Kay
Northwestern St.	2	8	75	2:56	TD	Green 3-yard run
Northwestern St.	2	3	88	1:01	TD	McClung 15-yard pass from Kay
Northwestern St.	3	1	41	0:07	TD	Morrison 41-yard pass from Kay
Northwestern St.	3	10	59	4:39	FG	Miliano 30-yard field goal
Northwestern St.	4	2	78	0:49	TD	Williams 1-yard run
Northwestern St.	4	3	24	1:13	TD	Alonzo 44-yard pass from Coney
Northwestern St.	4	12	57	7:15	TD	Rice 1-yard run

OPPONENT	QTR.	PLYS.	YDS.	TOP	RES.	SCORING PLAY
Miami (Ohio)	4	16	79	7:41	TD	Williams 1-yard run
Miami (Ohio)	4	5	21	2:31	TD	Kay 1-yard run

OPPONENT	QTR.	PLYS.	YDS.	TOP	RES.	SCORING PLAY
at USF	2	8	65	3:41	TD	McKay 22-yard pass from Kay
at USF	4	11	80	6:13	TD	Moore 27-yard pass from Kay
at USF	4	10	70	2:16	TD	McKay 15-yard pass from Kay

OPPONENT	QTR.	PLYS.	YDS.	TOP	RES.	SCORING PLAY
Temple	1	10	79	3:25	TD	Green 24-yard run
Temple	2	9	80	3:03	TD	McClung 25-yard pass from Kay
Temple	2	3	12	1:21	TD	Kay 4-yard run
Temple	2	11	71	4:04	TD	Green 2-yard run
Temple	3	11	58	5:35	TD	McClung 4-yard pass from Kay
Temple	3	9	27	3:44	FG	Miliano 44-yard field goal

OPPONENT	QTR.	PLYS.	YDS.	TOP	RES.	SCORING PLAY
UConn	1	6	76	2:40	TD	Moore 8-yard TD pass from Kay
UConn	2	1	41	0:09	TD	Annen 41-yard pass from Kay
UConn	2	2	2	0:54	TD	Kay 2-yard run
UConn	2	3	55	0:27	TD	Morrison 32-yard pass from Kay
UConn	3	10	69	4:04	TD	Moore 27-yard pass from Luallen
UConn	4	6	92	2:55	TD	McClung 28-yard pass from Kay

OPPONENT	QTR.	PLYS.	YDS.	TOP	RES.	SCORING PLAY
at Memphis	2	9	75	3:53	TD	Luallen 13-yard rush
at Memphis	2	1	19	0:17	TD	Abernathy 19-yard run
at Memphis	3	11	69	3:48	TD	Green 2-yard run
at Memphis	4	3	25	1:19	TD	McClung 24-yard pass from Kay
at Memphis	4	9	61	3:54	TD	Green 3-yard run

OPPONENT	QTR.	PLYS.	YDS.	TOP	RES.	SCORING PLAY
SMU	2	7	75	2:52	TD	Moore 17-yard pass from Kay
SMU	2	1	62	0:10	TD	McKay 62-yard pass from Kay
SMU	3	11	75	3:58	TD	Luallen 2-yard rush
SMU	3	17	96	8:12	TD	Green 7-yard rush

OPPONENT	QTR.	PLYS.	YDS.	TOP	RES.	SCORING PLAY
at Rutgers	1	10	69	3:45	FG	Miliano 30-yard field goal
at Rutgers	1	2	24	0:33	TD	McKay 24-yard pass from Kay
at Rutgers	1	3	68	1:18	TD	McKay 66-yard pass from Kay
at Rutgers	1	4	54	1:25	TD	Moore 28-yard pass from Washington
at Rutgers	2	10	69	4:11	TD	Luallen 9-yard run
at Rutgers	2	3	65	0:38	TD	Washington 41-yard pass from Kay
at Rutgers	3	7	78	2:40	TD	Moore 14-yard pass from Kay
at Rutgers	4	5	49	2:31	TD	McKay 34-yard pass from Luallen

OPPONENT	QTR.	PLYS.	YDS.	TOP	RES.	SCORING PLAY
at Houston	2	7	40	3:06	TD	Moore 40-yard pass from Kay
at Houston	2	10	65	4:01	FG	Miliano 25-yard field goal
at Houston	2	7	85	2:05	TD	Moore 3-yard pass from Kay
at Houston	3	3	13	0:45	TD	Kay 14-yard run

OPPONENT	QTR.	PLYS.	YDS.	TOP	RES.	SCORING PLAY
Louisville	2	11	70	4:13	TD	Kay 1-yard run
Louisville	3	10	87	3:55	TD	Kay 2-yard run
Louisville	4	2	72	0:45	TD	Abernathy 15-yard run
Louisville	4	10	67	2:11	FG	Miliano 26-yard field goal

OPPONENT	QTR.	PLYS.	YDS.	TOP	RES.	SCORING PLAY
vs. North Carolina	2	10	48	2:55	FG	Miliano 34-yard field goal
vs. North Carolina	3	9	75	2:33	TD	Abernathy 15-yard run
vs. North Carolina	4	3	61	0:44	TD	Washington 10-yard run

DRIVES SUMMARY

AVERAGE SCORING DRIVE/PLAY STATS

Plays: 7.4 per drive; Yards: 61.2 per drive; Avg. Drive Time: 2:59

BY THE NUMBERS

- » 63 scoring drives
- » 465 plays
- » 3,856 yards
- » 11,152 seconds

LONGEST

Longest drive (time):

- » 8:12 vs. SMU
- » 17 plays, 96 yards, Green 7-yard run

Longest drive (yards):

- » 96 yards vs. UConn
- » 17 plays, 8:12, Green 7-yard run

SHORTEST

Shortest drive (time):

- » 0:07 vs. Northwestern State
- » 1 plays, 41 yards, Morrison 41-yard pass from Kay

Shortest drive (yards):

- » 2 yards vs. UConn
- » 2 plays, 0:54, Kay 2-yard run

2013 UNIVERSITY OF CINCINNATI FOOTBALL

GAME 1 • AUG. 31, 2013 • NIPPERT STADIUM • CINCINNATI, OHIO • ATT.: 36,007

GAME 2 • SEPT. 7, 2013 • MEMORIAL STADIUM • CHAMPAIGN, ILL. • ATT.: 43,031



Purdue

7

Cincinnati

42

CAPTAINS: Greg Blair, Austen Bujnoch • **CINCINNATI FLAG:** Justin Murray

CINCINNATI - The largest crowd in the 98-year history of Nippert Stadium came to see the debut of Tommy Tuberville and left happy as the Bearcats rolled to a 42-7 victory over Purdue behind some big plays and an outstanding defense.

UC (1-0) allowed just 226 yards and forced four turnovers in the win. The Bearcats racked up 425 yards on the Boilermakers (0-1), using a well-balanced attack with 221 rushing yards and 204 passing yards. The defense helped enable the offense, as UC's average starting field position was the Bearcat 44-yard line.

After a preseason of competition, senior Munchie Legaux earned the starting nod and passed for 145 yards and a touchdown while rushing for 55 yards and a score to lead the Bearcats. UC used a 1-2 punch of running backs in Ralph David Abernathy IV and Hosey Williams. Williams ran for 70 yards and a score, while Abernathy posted 52 rushing yards and a score. Tion Green also ran into the endzone for the Bearcats.

Legaux and Brendon Kay combined to hit 12 different receivers. Max Morrison had three catches for 58 yards, while Chris Moore, Blake Annen and Abernathy all had a pair. Annen had the lone touchdown catch on the day.

The UC defense posted its best performance since 2009, allowing just 226 yards in the game. The 65 rushing yards given up also marked the lowest total since last season's game versus Connecticut (36 yards). Purdue quarterback Rob Henry was 18-25 passing for 161 yards with two interceptions. Dalyn Dawkins led the Boiler rushing attack with 26 yards and a long run of 17 yards.

UC out-gained Purdue 175-90 in the opening half, using tremendous balance. Tuberville called 19 passing plays for 80 yards and 19 rushes for 95 yards. The Bearcats also did not commit a penalty in the first two quarters, while Purdue was flagged five times for 25 yards.

The Bearcats took the ball to open the second half and pushed the lead to 21-7. UC went on a 13-play, 78-yard drive that took just over six minutes. It was capped by an Abernathy three-yard rush. The big play came on a 40-yard pass from Legaux to Morrison, which took the Bearcats to the Boilermaker 16-yard line.

SCORE BY QUARTERS

	1	2	3	4	F
Purdue	0	7	0	0	- 7
Cincinnati	0	14	14	14	- 42

SCORING SUMMARY

QTR	TIME	TEAM	SCORING PLAY	DRIVE	TIME
CIN	2nd	13:39	Legaux 10 yd run (Miliano kick)	14-78	6:26
PUR	2nd	03:26	Henry 7 yd run (Griggs kick)	2-11	0:43
CIN	2nd	00:17	Annen 15 yd pass from Legaux (Miliano kick)	7-75	3:09
CIN	3rd	08:44	Abernathy 3 yd run (Miliano kick)	13-78	6:09
CIN	3rd	06:42	Witty 41 yd interception return (Miliano kick)		
CIN	4th	13:31	Williams 30 yd run (Miliano kick)	4-39	2:05
CIN	4th	06:50	Green 1 yd run (Miliano kick)	6-79	3:11

TEAM STATISTICS

	PUR	UC
FIRST DOWNS	12	20
RUSHES-YARDS (NET)	22-65	47-221
PASSING YDS (NET)	161	204
Passes Att-Comp-Int	35-18-2	25-17-2
TOTAL OFF.-YARDS	57-226	72-425
Fumble Returns-Yards	0-0	0-0
Punt Returns-Yards	0-0	3--2
Kickoff Returns-Yards	4-76	1-22
Interception Returns-Yards	2-0	2-41
Punts (Number-Avg)	3-56.3	2-31.0
Fumbles-Lost	5-2	2-1
Penalties-Yards	7-40	2-10
Possession Time	26:12	33:48
Third-Down Conversions	4 of 12	9 of 15
Fourth-Down Conversions	1 of 3	3 of 4
Red-Zone Scores-Chances	1-2	4-5
Sacks By: Number-Yards	1-2	1-8

INDIVIDUAL STATISTICS

RUSHING: Purdue-Dawkins, Dalyn 4-26; Hunt, Akeem 7-21; Knauf, B.J. 3-17; Henry, Rob 6-4; TEAM 2-minus 3. Cincinnati-WILLIAMS, Hosey 15-70; LEGAUX, Munchie 6-55; ABERNATHY, RD 15-52; GREEN, Tion 6-29; MOORE, Rod 4-13; KAY, Brendon 1-2.

PASSING: Purdue-Henry, Rob 18-35-2-161. Cincinnati-LEGAUX, Munchie 13-20-2-145; KAY, Brendon 4-5-0-59.

RECEIVING: Purdue-Bush, Gary 4-14; Dawkins, Dalyn 3-44; Holmes, Gabe 3-30; Mikesky, Shane 2-20; Sinz, Justin 2-9; Yancey, DeAngelo 1-27; Posey, Cameron 1-6; Knauf, B.J. 1-6; Hunt, Akeem 1-5. Cincinnati-MORRISON, Max 3-58; MOORE, Chris 2-58; ANNEN, Blake 2-21; ABERNATHY, RD 2-17; GRAVES, Jeremy 1-15; ALONZO, Shakim 1-9; MCCLUNG, Anthony 1-9; WASHINGTON, Shaq 1-8; GOLDEN, Jared 1-7; WILLIAMS, Hosey 1-3; BURRELL, Chris 1-0; MOORE, Rod 1-minus 1.



Cincinnati

17

Illinois

45

CAPTAINS: Arryn Chenault, Jordan Luallen

CHAMPAIGN, ILL. - The University of Cincinnati football team dropped its first road contest of the season, falling 45-17 to Illinois.

The Bearcats (1-1) struggled with penalties and miscues, in a reversal of the script from a week ago. UC was penalized seven times, with five coming in the first 15 minutes of play compared to only two penalties in the season opener against Purdue.

Illinois (2-0) got 522 yards of total offense and four passing TDs from QB Nathan Scheelhaase, who was 26-of-37 for 312 yards and four scores.

Munchie Legaux earned his second-straight start for UC, throwing for 237 yards and rushing for another 52 before suffering a significant leg injury with just over nine minutes remaining in the game. Legaux had dropped back to pass and was tackled below the knees by Illinois defensive lineman Tim Kynard, and his left leg bent awkwardly.

The Illini (2-0) ran off to a 21-0 lead in the second quarter and survived a Bearcats rally to stay undefeated.

WR Max Morrison hauled in a 1-yard pass from Legaux with eight seconds remaining in the opening half to put the Bearcats on the board. K Tony Miliano chipped in with his first field goal of the young season, a 37-yard effort with 11:02 left in the third quarter.

UC had a pair of replays in the third quarter go against it on the day. The first was on a fourth-down rush by Legaux that was originally ruled a TD, but a review ruled Legaux had fumbled the ball before crossing the goalline, giving Illinois the ball back.

Moments later an apparent forced fumble and recovery by LB Nick Temple at the Illinois 11 was reviewed and ruled the runner was down by contact. Illinois drove down the field and Scheelhaase capped a 99-yard drive with a 22-yard TD strike to Steve Hull to make the margin 28-10.

Ralph David Abernathy IV scored on a 13-yard scamper with 1:34 left in the third quarter, his second rushing score of the season. He finished with 126 all-purpose yards.

LB Greg Blair set a season high with 14 tackles. Temple added eight stops while DB Arryn Chenault, DB Zach Edwards and LB Jeff Luc had six tackles apiece.

SCORE BY QUARTERS

	1	2	3	4	F
Cincinnati	0	7	10	0	- 17
Illinois	7	14	7	17	- 45

SCORING SUMMARY

QTR	TIME	TEAM	SCORING PLAY	DRIVE	TIME
1st	05:45	ILL	Ferguson 48 yd pass from Scheelhaase (Zalewski kick)	6-76	2:56
2nd	12:47	ILL	Lankford 29 yd run (Zalewski kick)	7-52	3:01
	07:04	ILL	Wilson 23 yd pass from Scheelhaase (Zalewski kick)	10-76	4:48
	00:08	CIN	Morrison 1 yd pass from Legaux (Miliano kick)	14-69	3:25
3rd	11:02	CIN	Miliano 37 yd field goal	5-26	1:10
	02:48	ILL	Hull 22 yd pass from Scheelhaase (Zalewski kick)	12-99	5:07
	01:34	CIN	Abernathy 13 yd run (Miliano kick)	5-76	1:14
4th	09:57	ILL	Zalewski 19 yd field goal	14-74	6:37
	08:23	ILL	Barr 26 yd pass from Scheelhaase (Zalewski kick)	2-27	0:47
	02:11	ILL	Young 8 yd run (Zalewski kick)	7-68	4:13

TEAM STATISTICS

	UC	UI
FIRST DOWNS	24	27
RUSHES-YARDS (NET)	32-148	39-210
PASSING YDS (NET)	308	312
Passes Att-Comp-Int	42-23-1	37-26-0
TOTAL OFFENSE PLAYS-YARDS	74-456	76-522
Fumble Returns-Yards	0-0	0-0
Punt Returns-Yards	3-26	5-66
Kickoff Returns-Yards	4-91	1-10
Interception Returns-Yards	0-0	1-0
Punts (Number-Avg)	6-36.7	5-38.8
Fumbles-Lost	1-0	1-0
Penalties-Yards	7-48	5-24
Possession Time	23:32	36:28
Third-Down Conversions	3 of 13	9 of 15
Fourth-Down Conversions	0 of 2	0 of 0
Red-Zone Scores-Chances	3-4	2-2
Sacks By: Number-Yards	0-0	2-13

INDIVIDUAL STATISTICS

RUSHING: Cincinnati-LEGAUX, Munchie 11-52; ABERNATHY, RD 12-47; WILLIAMS, Hosey 5-43; KAY, Brendon 3-3; MORRISON, Max 1-3. Illinois-Young, Donovan 14-64; Ferguson, Josh 9-47; Lankford, Ryan 3-46; Scheelhaase, N 8-24; Barr, Martize 1-24; Bailey, Aaron 3-4; Church, Devin 1-1.

PASSING: Cincinnati-LEGAUX, Munchie 17-31-1-237; KAY, Brendon 6-11-0-71. Illinois-Scheelhaase, N 26-37-0-312.

RECEIVING: Cincinnati-MCCLUNG, Anthony 6-94; WASHINGTON, Shaq 5-83; MORRISON, Max 4-45; MOORE, Chris 3-45; MCKAY, Mekale 2-17; GRAVES, Jeremy 1-10; ABERNATHY, RD 1-8; ANNEN, Blake 1-6. Illinois-Barr, Martize 5-72; Davis, Jon 4-25; Hull, Steve 3-53; Osei, Miles 3-30; Harris, Spencer 3-16; Ferguson, Josh 2-55; Wilson, Evan 2-43; Hardde, Justin 1-13; Lankford, Ryan 1-10; Church, Devin 1-minus 1; LaCrosse, Matt 1-minus 4.

2013 UNIVERSITY OF CINCINNATI FOOTBALL

GAME 3 • SEPT. 14, 2013 • NIPPERT STADIUM • CINCINNATI, OHIO • ATT.: 30,384

GAME 4 • SEPT. 21, 2013 • YAGER STADIUM • OXFORD, OHIO • ATT.: 21,269



Northwestern State

9

Cincinnati

66



Cincinnati

14

Miami (Ohio)

0

CAPTAINS: Brendon Kay, Jordan Stepp • **CINCINNATI FLAG:**

CAPTAINS: Blake Annen, Mitch Meador • **CINCINNATI FLAG:** Cory Keebler

CINCINNATI - Brendon Kay was sharp in his return as Cincinnati's starting quarterback, matching his career high with four touchdown passes in a 66-9 victory over Northwestern State.

The sixth-year senior lost the starting job to Munchie Legaux after a sore passing shoulder limited him during camp and the opening week of the season. The Bearcats (2-1) beat Purdue and lost at Illinois, where Legaux tore ligaments in his left knee.

The Bearcats didn't know whether Kay would be rusty in his return. He eased any concerns for coach Tommy Tuberville's staff by completing 11 consecutive passes following and incomplete throw in his first attempt of the game. The Marine City, Mich. native is the first UC player to accomplish that feat since Zach Collaros also completed 11 straight versus Connecticut in Nov. 2010.

Kay finished 12 of 14 for 277 yards with four touchdowns, matching his total from the 48-34 Belk Bowl win over Duke last season.

Cincinnati started slow on the offensive side of the ball by going three-and-out in their first series, but after that possession, the Bearcats scored a touchdown on their next five drives, which gave them a 35-9 lead at halftime.

UC's first score came after a pair of big plays from Ralph David Abernathy IV (26-yard rush) and Jared Golden (32-yard reception). Kay capped off a six play, 68-yard drive with a 15-yard fade pass to Chris Moore.

Junior transfer Hosey Williams gave the Bearcats a 14-0 lead as he pounded in a one-yard run for his first career touchdown. Williams' score was setup by a 49-yard reception by Blake Annen, which is the longest of his career.

Williams carried the ball 11 times for 117 yards and a pair of touchdowns, helping Cincinnati pile up 669 yards overall. The yardage total is the most for the Bearcats since putting up 661 versus Rutgers in Nov. 2010.

Early in the second quarter, Kay gave UC a 21-0 lead as he scrambled in the pocket and found sophomore transfer Mekale McKay for a 40-yard touchdown pass.

Redshirt freshman Bennie Coney took the reigns after Cincinnati took a 42-9 lead and went 3 of 3 for 60 yards with a 44-yard touchdown pass to Shakim Alonzo.

The Bearcats added a Tony Miliano 30-yard field goal and two more touchdowns to defeat Northwestern State, 66-9.

CINCINNATI - Behind a stifling defense that allowed just 87-total yards, the University of Cincinnati shutout Miami, 14-0, and claimed its eighth-straight win in the rivalry.

The Bearcats (3-1) put together a 16-play drive late in the fourth quarter to break the scoreless tie as Hosey Williams punched in a one-yard touchdown run with 4:55 remaining. Brendon Kay was instrumental on the drive as he ran through a tackle to convert a third-down play inside the red zone.

Defensive back Deven Drane got UC the ball back in the RedHawks (0-3) drive as he picked off an Austin Boucher pass, and he returned it 38 yards to setup another Cincinnati touchdown.

Kay put the game away as he scored on a quarterback keeper with 2:05 left.

Fourteen points is all the Bearcats needed as its defense held Miami to just 87-total yards of offense and forced two turnovers. UC's defense was nearly impenetrable as it recorded 11 plays for negative yards, including five sacks.

Kay completed 23 of 27 passes for 171 yards and ran for 30 more. Shaq Washington served as Kay's top target pulling in 11 catches for 68 yards. He becomes the first UC player to have double-digit catches in a single game since Oct. 22, 2010 when Armon Binns had 12 versus USF.

Ralph David Abernathy IV and Hosey Williams split time in the backfield to give UC 198 rushing yards. Abernathy utilized 24 carries to garner 90 yards, while Williams had 78 yards and a score on 20 carries.

With the Bearcats' 14-0 win over Miami, it has now won eight-straight games versus the RedHawks, which is the longest winning streak in the 118-game rivalry.

SCORE BY QUARTERS

	1	2	3	4	F
Northwestern State	0	9	0	0	- 9
Cincinnati	14	21	10	21	- 66

SCORE BY QUARTERS

	1	2	3	4	F
Cincinnati	0	0	0	14	- 14
Miami (Ohio)	0	0	0	0	- 0

SCORING SUMMARY

QTR	TIME	TEAM	SCORING PLAY	DRIVE	TIME
1st	07:34	CIN	Moore 10 yd pass from Kay (Miliano kick)	6-68	2:52
	02:02	CIN	Williams 4 yd run (Miliano kick)	7-72	3:24
2nd	10:26	CIN	McKay 40 yd pass from Kay (Miliano kick)	8-82	3:07
	03:55	CIN	Green 3 yd run (Miliano kick)	8-75	2:56
	02:44	NWLA	Llorens 6 yd run (Monrose rush failed)	5-75	1:11
	01:34	CIN	McClung 15 yd pass from Kay (Miliano kick)	3-88	1:01
	00:08	NWLA	Moore 47 yd field goal	8-45	1:26
3rd	10:56	CIN	Morrison 41 yd pass from Kay (Miliano kick)	1-41	0:07
	03:02	CIN	Miliano 30 yd field goal	10-59	4:39
4th	14:11	CIN	Williams 1 yd run (Miliano kick)	2-78	0:49
	11:02	CIN	Alonzo 44 yd pass from CONEY, Bennie (Miliano kick)	3-24	1:13
	02:43	CIN	Rice 1 yd run (Miliano kick)	12-57	7:15

SCORING SUMMARY

QTR	TIME	TEAM	SCORING PLAY	DRIVE	TIME
4th	04:55	CIN	Williams 1 yd run (Miliano kick)	16-79	7:41
	02:05	CIN	Kay 1 yd run (Miliano kick)	5-21	2:31

TEAM STATISTICS

	NSU	UC
FIRST DOWNS	12	28
RUSHES-YARDS (NET)	34-100	46-322
PASSING YDS (NET)	79	347
Passes Att-Comp-Int	23-14-1	21-19-0
TOTAL OFFENSE-YARDS	57-179	67-669
Fumble Returns-Yards	0-0	0-0
Punt Returns-Yards	1-4	2-34
Kickoff Returns-Yards	6-106	2-42
Interception Returns-Yards	0-0	1-0
Punts (Number-Avg)	10-36.8	2-43.0
Fumbles-Lost	0-0	0-0
Penalties-Yards	9-78	13-131
Possession Time	28:11	31:49
Third-Down Conversions	2 of 14	6 of 9
Fourth-Down Conversions	0 of 0	0 of 0
Red-Zone Scores-Chances	1-1	7-7
Sacks By: Number-Yards	0-0	4-23

INDIVIDUAL STATISTICS

RUSHING: Northwestern State-Morris,Rumeall 12-84; Llorens,DeMard 8-22; Flores,Matthew 4-6; Atzenweiler,Garrett 2-3; Taylor,Daniel 1-2; Ryan,Shakeir 1-minus 4; Adkins,Zach 6-minus 13. Cincinnati-WILLIAMS, Hosey 11-117; ABERNATHY, RD 9-82; GREEN, Tion 11-66; KING, Anthony 6-34; RICE, Rob 4-18; KAY, Brendon 2-9; TEAM 2-minus 2; WASHINGTON, Shaq 1-minus 2.

PASSING: Northwestern State-Adkins,Zach 14-20 1-79; Hazlewood,Daniel 0-3-0-0. Cincinnati-KAY, Brendon 12-14-0-277; CONEY, Bennie 5-5-0-60; COLOSIMO, Micha 2-2-0-10.

RECEIVING: Northwestern State-Morris,Rumeall 3-5; Hollier III,Louis 2-19; Eagan,Ed 2-17; McClain,Tuff 2-10; Mitchell,Bryant 2-10; Ryan,Shakeir 2-9; Toussant,Casey 1-9. Cincinnati-McCLUNG, Anthony 3-41; MOORE, Chris 3-19; JOHNSON, Travis 3-18; MORRISON, Max 2-87; ANNEN, Blake 1-49; ALONZO, Shakim 1-44; MCKAY, Mekale 1-40; GOLDEN, Jared 1-32; ABERNATHY, RD 1-9; WASHINGTON, Shaq 1-5; NUTTER, Kyle 1-3; COLE, Nate 1-0.

TEAM STATISTICS

	UC	MU
FIRST DOWNS	24	4
RUSHES-YARDS (NET)	52-198	29-7
PASSING YDS (NET)	171	80
Passes Att-Comp-Int	37-23-2	16-7-2
TOTAL OFF. PLAYS-YARDS	89-369	45-87
Fumble Returns-Yards	0-0	0-0
Punt Returns-Yards	5-33	2-24
Kickoff Returns-Yards	1-16	1-15
Interception Returns-Yards	2-38	2-0
Punts (Number-Avg)	6-39.8	8-52.4
Fumbles-Lost	1-1	2-0
Penalties-Yards	7-74	4-34
Possession Time	37:04	22:56
Third-Down Conversions	7 of 17	0 of 11
Fourth-Down Conversions	0 of 0	0 of 3
Red-Zone Scores-Chances	2-4	0-1
Sacks By: Number-Yards	5-34	0-0

INDIVIDUAL STATISTICS

RUSHING: Cincinnati-ABERNATHY, RD 24-90; WILLIAMS, Hosey 20-78; KAY, Brendon 7-30; WASHINGTON, Shaq 1-0. Miami (Ohio)-SCOTT, Dawan 2-19; TREADWELL, S. 4-13; GEARING, Austin 5-4; MCINNIS, S. 1-3; TEAM 1-minus 2; WESTBROOK, J. 1-minus 2; BOUCHER, Austin 15-minus 28.

PASSING: Cincinnati-KAY, Brendon 23-37-2-171. Miami (Ohio)-BOUCHER, Austin 7-16-2-80.

RECEIVING: Cincinnati-WASHINGTON, Shaq 11-68; MOORE, Chris 3-36; ANNEN, Blake 3-16; MORRISON, Max 2-18; ABERNATHY, RD 2-16; GOLDEN, Jared 1-11; DOWDY, DJ 1-6. Miami (Ohio)-SCOTT, Dawan 3-50; MARCK, Steve 2-18; LEE, Falon 1-6; WESTBROOK, J. 1-6.

2013 UNIVERSITY OF CINCINNATI FOOTBALL

GAME 5 • OCT. 6, 2013 • RAYMOND JAMES STADIUM • TAMPA, FLA. • ATT.: 31,077

GAME 6 • OCT. 11, 2013 • NIPPERT STADIUM • CINCINNATI, OHIO • ATT.: 32,220



Cincinnati

20

USF

26

CAPTAINS: Deven Drane; Sam Longo • **CINCINNATI FLAG:** Chris Moore

TAMPA, Fla. - The University of Cincinnati football team spotted USF 17 points off of turnovers and a late comeback fell short in a 26-20 loss to the Bulls in the American Athletic Conference opener for both teams at Raymond James Stadium.

The Bearcats (3-2, 0-1), playing for the first time since one of its players was killed in a car accident, spent a difficult bye week grieving, attending freshman OL Ben Flick's funeral and making hospital visits to see injured WR Mark Barr in addition to practicing. They were looking forward to playing a game to help things get back to normal.

The Bulls (1-4, 1-0) lost quarterback Steven Bench and running back Marcus Shaw, who entered the game averaging 131.2 yards per game rushing, to leg injuries in the first half.

Marvin Kloss kicked four field goals, including a 52-yarder. Bobby Eveld came off the bench to complete 10 of 16 passes for 122 yards, no TDs and no interceptions.

USF scored on defense for the second week, with DeDe Lattimore scooping up Chris Moore's fumble and returning it 10 yards for a touchdown that put the Bulls up 20-6 in the second quarter.

Kay rallied Cincinnati from a 26-6 deficit with a pair of fourth-quarter touchdown passes. But USF's defense stopped the Bearcats on downs at the Bulls' 10 with 6:45 remaining.

The Bearcats got off to an encouraging start defensively Saturday night, forcing a fumble on the second play from scrimmage. But the offense was unable to take advantage, settling for a 40-yard field goal attempt that 6-foot-5 Mike McFarland leaped to block and Nate Godwin ran back 75 yards to give USF a 7-0 lead.

Kay completed 24 of 36 passes for 240 yards and three touchdowns — 22 yards to Mekale McKay in the second quarter, 27 yards to Chris Moore early in the fourth, and 15 yards to McKay to trim USF's lead to 26-20 with 2:03 left.



Temple

20

Cincinnati

38

CAPTAINS: Adam Dempsey, Anthony McClung • **CINCINNATI FLAG:**

CINCINNATI - Looking to rebound on a short week, University of Cincinnati head football coach Tommy Tuberville was looking for a quick start. He got that, as the Bearcats scored on the opening drives of each half en route to a 38-20 victory over Temple at Nippert Stadium.

The Bearcats improved to 4-2 on the year and 1-1 in league play behind an impressive performance from quarterback Brendon Kay. The senior was 31-37 passing for 270 yards and a pair of touchdowns. He also rushed for 18 yards and a score.

Kay's favorite target was Shaq Washington, who he hit 11 times for 72 yards. Anthony McClung did the scoring on the receiving end, catching two touchdown passes as part of seven hauls for 78 yards. The rushing attack was led by Tion Green, who carried it 18 times for 91 yards and a pair of scores.

The Owls (0-6, 0-3 AAC) saw freshman quarterback P.J. Walker throw for 200 yards on 12-22 passing, good for two touchdowns and an interception. He also rushed for 48 yards. Zaire Williams and Kenneth Harper each had three catches for 51 and 40 yards, respectively. Jalen Fitzpatrick and Clinton Granger had the two receiving touchdowns.

Tuberville's desire for a fast start was fulfilled immediately. The defense forced a three-and-out to open the game before the offense took its turn with a 10-play, 79-yard drive that culminated in a 24-yard run by Green. It was the first time UC recorded an opening-drive score since the UConn game last year (Dec. 1).

The Bearcats extended the lead before the half on a two-yard run by Green. His second touchdown of the game capped an 11-play, 71-yard scoring drive that took 5:04 off the clock and left Temple with just one minute to score before intermission. The long drive would turn out to be beneficial, as with no timeouts left, Temple drove down to the UC 25-yard line before time expired in the half.

UC came out strong in the second half, as well. The first drive of the third quarter took 11 plays and went 58 yards before Kay hit McClung for a four-yard score. The PAT pushed the lead to 35-20.

For the game, UC out-gained the Owls, 475-377. The Bearcats eclipsed 200 yards in both rushing (205) and passing (270), while winning the time of possession battle, 37:00-23:00. The contest was far from clean, with a total of 19 penalties being called for 195 yards.

SCORE BY QUARTERS

	1	2	3	4	F
Cincinnati	0	6	0	14	- 20
USF	10	13	3	0	- 26

SCORING SUMMARY

QTR	TIME	TEAM	SCORING PLAY	DRIVE	TIME
1st	12:57	USF	Godwin 75 yd blocked FG return (Kloss kick)		
	07:55	USF	Kloss 25 yd field goal	7-20	4:06
2nd	13:45	USF	Kloss 52 yd field goal	12-45	5:46
	10:04	CIN	McKay 22 yd pass from Kay (Miliano kick failed)	8-65	3:41
	07:42	USF	Lattimore 10 yd fumble recovery (Kloss kick)		
	00:00	USF	Kloss 24 yd field goal	12-74	3:21
3rd	08:32	USF	Kloss 40 yd field goal	11-55	5:34
4th	14:19	CIN	Moore 27 yd pass from Kay (Miliano kick)	11-80	6:13
	02:03	CIN	McKay 15 yd pass from Kay (Miliano kick)	10-70	2:16

SCORE BY QUARTERS

	1	2	3	4	F
Temple	13	7	0	0	- 20
Cincinnati	7	21	10	0	- 38

SCORING SUMMARY

QTR	TIME	TEAM	SCORING PLAY	DRIVE	TIME
1st	09:56	CIN	Green 24 yd run (Miliano kick)	10-79	3:25
	04:21	TEMPLE	Fitzpatrick 35 yd pass from Walker (Visco kick)	4-80	1:43
	02:08	TEMPLE	Williams 1 yd run (Visco kick failed)	5-24	2:06
2nd	14:00	CIN	McClung 25 yd pass from Kay (Miliano kick)	9-80	3:03
	07:10	CIN	Kay 4 yd run (Miliano kick)	3-12	1:21
	05:10	TEMPLE	Granger 30 yd pass from Walker (Visco kick)	5-81	1:56
	01:00	CIN	Green 2 yd run (Miliano kick)	11-71	4:04
3rd	09:19	CIN	McClung 4 yd pass from Kay (Miliano kick)	11-58	5:35
	00:51	CIN	Miliano 44 yd field goal	9-27	3:44

TEAM STATISTICS

	UC	USF
FIRST DOWNS	21	12
RUSHES-YARDS (NET)	33-110	37-112
PASSING YDS (NET)	240	129
Passes Att-Comp-Int	36-24-2	18-11-0
TOTAL OFF. PLAYS-YARDS	69-350	55-241
Fumble Returns-Yards	0-0	1-10
Punt Returns-Yards	1-4	1-9
Kickoff Returns-Yards	0-0	1-15
Interception Returns-Yards	0-0	2-15
Punts (Number-Avg)	3-51.7	5-45.0
Fumbles-Lost	4-2	2-1
Penalties-Yards	5-39	5-45
Possession Time	29:26	30:34
Third-Down Conversions	7 of 14	5 of 15
Fourth-Down Conversions	0 of 1	0 of 0
Red-Zone Scores-Chances	1-2	2-2
Sacks By: Number-Yards	2-16	1-2

INDIVIDUAL STATISTICS

RUSHING: Cincinnati-ABERNATHY, RD 4-38; GREEN, Tion 8-30; KAY, Brendon 11-28; WILLIAMS, Hosey 7-16; TEAM 2-0; LUALLAN, Jordan 1-minus 2. USF-PIERRE, Michael 16-61; SHAW, Marcus 9-27; EVELD, Bobby 8-15; TICE, Darius 3-8; BENCH, Steven 1-1.

PASSING: Cincinnati-KAY, Brendon 24-36-2-240. USF-EVELD, Bobby 10-16-0-122; TEAM 0-1-0-0; BENCH, Steven 1-1-0-7.

RECEIVING: Cincinnati-MCCLUNG, Anthony 8-90; WASHINGTON, Shaq 5-48; MCKAY, Mekale 2-37; MOORE, Chris 2-17; ANNEN, Blake 2-12; MORRISON, Max 1-15; GREEN, Tion 1-7; WILLIAMS, Hosey 1-6; ABERNATHY, RD 1-5; GRAVES, Jeremy 1-3. USF-MCFARLAND, Mike 4-49; DAVIS, Andre 3-56; PRICE, Sean 3-14; HOPKINS, Derric 1-10.

TEAM STATISTICS

	TU	UC
FIRST DOWNS	17	27
RUSHES-YARDS (NET)	31-176	42-205
PASSING YDS (NET)	200	270
Passes Att-Comp-Int	25-12-1	37-31-0
TOTAL OFF. PLAYS-YARDS	56-376	79-475
Fumble Returns-Yards	0-0	0-0
Punt Returns-Yards	0-0	3-7
Kickoff Returns-Yards	3-55	4-101
Interception Returns-Yards	0-0	1-20
Punts (Number-Avg)	6-46.8	4-54.2
Fumbles-Lost	1-1	1-1
Penalties-Yards	8-90	11-105
Possession Time	23:00	37:00
Third-Down Conversions	4 of 11	11 of 17
Fourth-Down Conversions	1 of 1	1 of 1
Red-Zone Scores-Chances	1-2	3-3
Sacks By: Number-Yards	1-9	3-15

INDIVIDUAL STATISTICS

RUSHING: Temple-HARPER, Kenneth 10-72; WALKER, P.J. 9-47; WILLIAMS, Zaire 7-42; GILMORE, Jamie 3-19; ANDERSON, Robbie 2-minus 4. Cincinnati-GREEN, Tion 18-91; LUALLAN, Jordan 6-59; MOORE, Chris 1-20; KAY, Brendon 6-18; ABERNATHY, RD 10-18; TEAM 1-minus 1.

PASSING: Temple-WALKER, P.J. 12-22-1-200; REILLY, Connor 0-2-0-0. Cincinnati-KAY, Brendon 31-37-0-270.

RECEIVING: Temple-WILLIAMS, Zaire 3-51; HARPER, Kenneth 3-40; FITZPATRICK, Jalen 1-35; GRANGER, Clinton 1-30; ALDERMAN, Ryan 1-23; ANDERSON, Robbie 1-13; COVER, Chris 1-5; PARTHMORE, Chris 1-3. Cincinnati-WASHINGTON, Shaq 11-72; MCCLUNG, Anthony 7-86; MOORE, Chris 4-40; MORRISON, Max 3-37; ABERNATHY, RD 2-10; GRAVES, Jeremy 2-8; COLE, Nate 1-12; GREEN, Tion 1-5.

2013 UNIVERSITY OF CINCINNATI FOOTBALL

GAME 7 • OCT. 19, 2013 • NIPPERT STADIUM • CINCINNATI, OHIO • ATT.: 28,847

GAME 8 • OCT. 30, 2013 • LIBERTY BOWL MEMORIAL STADIUM • MEMPHIS, TENN. • ATT.: 22,571



UConn

16

Cincinnati

41

CAPTAINS: Marques Aiken; Sam Longo • **CINCINNATI FLAG:** Cory Keebler

CINCINNATI - Senior quarterback Brendon Kay threw for 300 yards and four touchdowns as the University of Cincinnati football team downed the University of Connecticut 41-16 at Nippert Stadium.

The win capped off a week of homecoming festivities for the Bearcats. Kay completed 17 of 24 throws on the day, going for a season-high 300 yards and four touchdowns.

On the ground, senior Jordan Luallen ran the ball 12 times, gaining 51 yards. Defensively, UC recorded three interceptions off UConn quarterback Tim Boyle. Senior Arryn Chenault led the charge with nine tackles, five of them unassisted.

The Bearcats (5-2, 2-1 AAC) topped the Huskies (0-6, 0-2 AAC) in yards in the air (388 to 321), yards on the ground (137 to 56) and total yards (525 to 377). Connecticut led the time of possession battle with 31:37 while Cincinnati had the ball for 28:23.

The Bearcats started off with a bang, as Kay hit sophomore Mekale McKay for a 56-yard gain that had UC in the red zone after just one play from scrimmage. Five plays later UC took the lead on an eight-yard pass from Kay to sophomore Chris Moore.

After the teams traded punts, UConn put a drive together that got to the Bearcats' two-yard line before a goal line stand held the Huskies to a 26-yard field goal. The drive went 48 yards on 13 plays and cut the Cincinnati lead to 7-3 with just over 40 seconds left in the opening quarter.

UC's next drive ended in a punt by junior John Lloyd that pinned UConn at its own one-yard line. The Huskies went three-and-out and punted it 31 yards, giving UC a starting point on the UConn 41-yard line. The Bearcats immediately took advantage, with Kay hitting senior Blake Annen for a 41-yard score. Annen caught the ball at the 11-yard line and barreled his way into the endzone to help UC push its lead to 14-3 with 10:30 to play in the half.

The defense then came up big, with senior Deven Drane intercepting Boyle and returning it 47-yards to the UConn two-yard line. Two plays later, Kay snuck across the goal line for the score, giving UC a 21-3 lead.

After forcing another UConn three-and-out, the Bearcats took over at their own 45-yard line and scored in just 27 seconds. Kay hit sophomore Max Morrison over the middle for a 32-yard score.

SCORE BY QUARTERS

	1	2	3	4	F
UConn	3	0	7	6	- 16
Cincinnati	7	20	7	7	- 41

SCORING SUMMARY

QTR	TIME	TEAM	SCORING PLAY	DRIVE	TIME
1st	12:20	CIN	C. Moore 8 yd pass from Kay (Miliano kick)	6-76	2:40
	00:42	UConn	Christen 26 yd field goal	13-48	5:36
2nd	10:30	CIN	Annen 41 yd pass from Kay (Miliano kick)	1-41	0:09
	01:31	CIN	Kay 1 yd run (Miliano kick)	2-2	0:54
	00:17	CIN	Morrison 32 yd pass from Kay (Team kick failed)	3-55	0:27
3rd	09:26	CIN	C. Moore 27 yd pass from Luallen (Miliano kick)	10-69	4:04
	07:04	UConn	DeLorenzo 12 yd run (Christen kick)	5-73	2:15
4th	10:04	CIN	McClung 28 yd pass from Kay (Miliano kick)	6-92	2:55
	06:19	UConn	Vann 40 yd fumble recovery (Boyle pass failed)		

TEAM STATISTICS

	UConn	UC
FIRST DOWNS	22	23
RUSHES-YARDS (NET)	32-56	36-137
PASSING YDS (NET)	321	388
Passes Att-Comp-Int	42-24-3	30-21-1
TOTAL OFF. PLAYS-YARDS	74-377	66-525
Fumble Returns-Yards	1-40	0-0
Punt Returns-Yards	1-19	3-1
Kickoff Returns-Yards	6-119	4-84
Interception Returns-Yards	1-20	3-142
Punts (Number-Avg)	5-38.0	3-46.0
Fumbles-Lost	0-0	2-2
Penalties-Yards	7-44	3-35
Possession Time	31:37	28:23
Third-Down Conversions	6 of 15	4 of 10
Fourth-Down Conversions	0 of 1	0 of 1
Red-Zone Scores-Chances	2-4	2-4
Sacks By: Number-Yards	0-0	8-49

INDIVIDUAL STATISTICS

RUSHING: UConn-DeLORENZO, Max 6-46; HYPPOLITE, Mar. 6-40; McCOMBS, Lyle 9-14; FOX, Deshon 1-6; TEAM 1-minus 3; BOYLE, Tim 9-minus 47. Cincinnati LUAllen, Jordan 12-51; GREEN, Tion 8-38; WILLIAMS, Hosey 6-38; ABERNATHY, RD 7-14; KAY, Brendon 2-2; CONEY, Bennie 1-minus 6.

PASSING: UConn-BOYLE, Tim 22-39-3-310; COCHRAN, Casey 2-3-0-11. Cincinnati-KAY, Brendon 17-24-0-300; LUAllen, Jordan 3-4-0-64; CONEY, Bennie 1-2-1-24.

RECEIVING: UConn-DAVIS, Jeremy 8-140; FOX, Deshon 5-61; PHILLIPS, Shak 3-38; McQUILLAN, Scot 3-34; THOMAS, Noel 2-26; DeLORENZO, Max 1-9; PARKER, Spencer 1-8; BRADLEY, Dha. 1-5. Cincinnati-MORRISON, Max 4-54; WASHINGTON, Shaq 4-52; MOORE, Chris 3-65; ANNEN, Blake 3-56; McCLUNG, Anthony 3-44; MCKAY, Mekale 2-93; COLE, Nate 1-24; DOWDY, DJ 1-0.



Cincinnati

34

Memphis

24

CAPTAINS: Andre Cureton, Jordan Stepp • **CINCINNATI FLAG:** Nate Cole

MEMPHIS, Tenn. - Brendon Kay threw for 321 yards and a touchdown, Cincinnati held Memphis to 232 yards of offense, beating the Tigers 34-21.

Kay was 27 of 35 to help Cincinnati (6-2, 3-1 American Athletic Conference) win its third straight. Anthony McClung finished with 98 yards receiving and a touchdown, and Shaq Washington had 11 catches for 96 yards. Tion Green scored a pair of touchdowns, the final one from 3 yards with 1:26 remaining. Jordan Luallen and Ralph David Abernathy each had a touchdown on the ground.

Memphis' Patrick Lynch completed 17 of 33 passes for 140 yards and two touchdowns, but the Tigers (1-6, 0-4) struggled on offense at key times, primarily because of the receivers' inability to catch the ball. One pass that wasn't dropped was an interception of Lynch by Cincinnati's Deven Drane at the Memphis 25 with just under 9 minutes left.

The Bearcats would convert the turnover into a 24-yard scoring pass from Kay to McClung for a 27-14 lead with 7:23 remaining

That was as close as Memphis could get as the final Cincinnati drive covered 61 yards and took almost 4 minutes late in the game.

The teams traded early touchdowns with the Tigers benefiting from a short punt leading to a 7-yard scoring pass from Lynch to Tevin Jones.

Cincinnati answered on a 13-yard run by Luallen, a fullback who was running out of a wildcat formation. Part of the reason for Luallen being in that position was starting Kay was on the sidelines recovering from a blow to the midsection two plays earlier.

Cincinnati was able to take a 14-7 lead at halftime capitalizing on a Memphis fumble in Tiger territory. Memphis running back Marquis Warford gained two yards but fumbled. Cincinnati's Zach Edwards recovered at the Memphis 19.

On the next play, Abernathy scored on a run up the middle for the Cincinnati halftime lead.

Cincinnati allowed Memphis a mere 58 yards of offense in the first half, including 12 in the second quarter. Of those 12, only 1 was on the ground.

Meanwhile, the Bearcats managed 218 yards, 173 passing.

SCORE BY QUARTERS

	1	2	3	4	F
Cincinnati	0	14	7	13	- 34
Memphis	7	0	7	7	- 21

SCORING SUMMARY

QTR	TIME	TEAM	SCORING PLAY	DRIVE	TIME
1st	01:31	MEM	Jones 7 yd pass from Lynch (Elliott kick)	7-28	3:45
2nd	12:38	CIN	Luallen 13 yd run (Miliano kick)	9-75	3:53
	03:18	CIN	Abernathy 19 yd run (Miliano kick)	1-19	0:07
3rd	09:48	CIN	Green 2 yd run (Miliano kick)	11-69	3:48
	04:23	MEM	Hayes 7 yd pass from Lynch (Elliott kick)	12-70	5:19
4th	07:23	CIN	McClung 24 yd pass from Kay (Miliano kick failed)	3-25	1:19
	05:27	MEM	Hayes 31 yd run (Elliott kick)	9-75	1:56
	01:26	CIN	Green 3 yd run (Miliano kick)	9-61	3:54

TEAM STATISTICS

	UC	UM
FIRST DOWNS	25	15
RUSHES-YARDS (NET)	41-108	28-92
PASSING YDS (NET)	329	140
Passes Att-Comp-Int	37-29-1	33-17-1
TOTAL OFF. PLAYS-YARDS	78-437	61-232
Fumble Returns-Yards	0-0	0-0
Punt Returns-Yards	2-30	1-32
Kickoff Returns-Yards	1-33	3-69
Interception Returns-Yards	1-0	1-0
Punts (Number-Avg)	3-36.0	5-42.6
Fumbles-Lost	1-0	2-1
Penalties-Yards	8-75	7-60
Possession Time	33:38	26:22
Third-Down Conversions	11 of 17	2 of 12
Fourth-Down Conversions	0 of 1	4 of 5
Red-Zone Scores-Chances	4-7	2-2
Sacks By: Number-Yards	1-9	2-14

INDIVIDUAL STATISTICS

RUSHING: Cincinnati-ABERNATHY, RD 12-46; LUAllen, Jordan 9-41; GREEN, Tion 13-24; KAY, Brendon 5-0; TEAM 2-minus 3. Memphis-HAYES, Brandon 17-76; JONES, Tevin 1-8; WARFORD, Marqui 3-5; LYNCH, Paxton 4-2; STEIB, Jai 3-1.

PASSING: Cincinnati-KAY, Brendon 27-35-1-321; LUAllen, Jordan 2-2-0-8. Memphis-LYNCH, Paxton 17-33-1-140.

RECEIVING: Cincinnati-WASHINGTON, Shaq 11-96; McCLUNG, Anthony 9-98; ABERNATHY, RD 3-54; MOORE, Chris 3-43; MCKAY, Mekale 1-22; ANNEN, Blake 1-8; MORRISON, Max 1-8. Memphis-CRAIG, Joe 5-28; CROSS, Alan 3-31; JONES, Tevin 3-27; MALONE, Keiwone 2-15; HAYES, Brandon 2-13; MILLESON, Jesse 1-14; HURD, Daniel 1-12.

2013 UNIVERSITY OF CINCINNATI FOOTBALL

GAME 9 • NOV. 9, 2013 • NIPPERT STADIUM • CINCINNATI, OHIO • ATT.: 28,069

GAME 10 • NOV. 16, 2013 • HIGH POINT SOLUTIONS STADIUM • PISCATAWAY, N.J. • ATT.: 40,870

SMU

SMU

Cincinnati

16

41

R

Cincinnati

Rutgers

52

17

CAPTAINS: Mark Barr, Greg Blair • CINCINNATI FLAG: Adam Dempsey

CAPTAINS: Arryn Chenault, Anthony McClung

CINCINNATI - The University of Cincinnati football team held off a fourth-quarter rally by SMU on Nov. 9, at Nippert Stadium, taking a 28-25 victory over the Mustangs to win its fourth straight game.

Cincinnati (7-2, 4-1 American) used a surgical passing attack to accumulate 299 yards in the air, contributing to 462 yards of total offense. Quarterback Brendon Kay was 27-32, throwing for two touchdowns.

Six different Bearcats caught passes, with Anthony McClung leading the way with eight for 97 yards. Shaq Washington also had eight for 51 yards, while Chris Moore had five grabs for 37 yards and a score. Mekale McKay had the other receiving score for UC. The ground game had several different contributors, as Hosey Williams was the leading rusher with 90 yards, while Tion Green and Jordan Luallen each had rushing touchdowns.

SMU (3-5, 2-2 American) saw a two-game winning streak snapped. Mustang quarterback Garrett Gilbert was just as efficient as Kay, going 38-47 for 403 yards and two touchdowns.

UC Head Coach Tommy Tuberville's rush defense was stout, holding SMU to just 48 yards. Both Adrian Witty and Greg Blair recorded double-digit tackles with 11 and 10, respectively. The Bearcats also sacked Gilbert twice on the day.

Cincinnati came back from an early 10-point hole, finally getting on the board with 10:45 to play in the second quarter when Kay hit Moore for a 17-yard score. The Bearcats took their first lead after and SMU 3-and-out, when Kay hit McKay for a 62-yard touchdown.

Cincinnati came out and extended the lead on the first drive of the third quarter, extending its lead to 21-10 with just over 11 minutes left in the quarter. Tuberville then wanted to keep the momentum and called an onside kick, which the Bearcats recovered to start their next drive on the SMU 43. Unfortunately, Kay was then intercepted by Kenneth Acker, negating the onside recovery. UC's defense held and forced SMU to punt, leading to the Bearcats' longest drive of the season.

Kay and Luallen took turns under center and directed a 17-play, 96-yard drive over 8:12 that pushed the UC lead to 28-10 with a minute and change left in the third quarter. Williams started the drive with four straight rushes that pushed UC out to its own 24. Luallen then came in and rushed on a keeper for six yards before Kay returned to direct the Bearcats into the red zone. Luallen returned and helped the Bearcats get within seven yards of the endzone before Green took a handoff from Kay and went seven yards up the middle for the score.

SMU would not go away, and used a pair of scoring drives and a UC turnover to cut the deficit to 28-25 with 3:27 to play.

With the clock on the side of the Bearcats, SMU Head Coach June Jones called for an onside kick. McClung recovered the kick and then took a hit from SMU's Jordan Miller that was flagged for a personal foul, giving UC the ball on the Mustang 30. The Bearcats were able to run out the clock to preserve the 28-25 victory.

PISCATAWAY, N.J. - Brendon Kay threw for a career-best 405 yards and four touchdowns, Mekale McKay caught three TDs and Cincinnati rolled to its fifth straight win with a 52-17 thrashing of Rutgers.

The Bearcats (8-2, 5-1 American Athletic Conference) gained 619 yards in total offense, including 422 in the first half when they jumped to a 38-7 lead behind Kay and couple of trick plays.

Kay hit McKay on touchdowns plays of 24 and 66 yards in the first quarter. He added a 41-yarder to Shaq Washington in the second and a 15-yarder to Chris Moore in the third quarter. McKay got his career-best final touchdown in the fourth quarter on a 34-yard pass from Jordan Luallen, who also had a 9-yard TD run.

Washington also threw a 28-yarder to Moore on an end around. It capped a two-play drive that started with the recovery of an onside kick with Cincinnati ahead 17-7.

Gary Nova threw a touchdown pass to Brandon Coleman for Rutgers (5-4, 2-3), which lost for the third time in four games.

Kay, the nation's leader in completion percentage (74.1), hit 24 of 38 passes in surpassing his previous yardage best of 332 set against Duke in the Belk Bowl in December. His four TD passes tied his career best.

This game was decided early. Tony Miliano kicked a 30-yard field goal after the Bearcats went 69 yards with the opening kickoff. Rutgers gave the ball right back on their first play when Leviticus Payne intercepted Nova (18 of 38 for 170 and two interceptions) at the Scarlet Knights 36. Washington took a handoff from Kay and then threw the ball back to him for a 12-yard gain. The 24-yard TD pass to a wide-open McKay pushed the lead to 10-0 on the next play. The Bearcats quickly pushed the lead back to 10 on the 66-yard catch and run by McKay. The onside kick followed and Washington stretched the lead to 24-7 with his pass to Moore 87 seconds later.

Even when things didn't go Cincinnati's way, they did.

Faced with a fourth-and-8 at its own 33 early in the second quarter, Rutgers was going to block a punt by John Lloyd. Instead, he pulled the ball down and ran 14 yards for a first down. It set up Luallen's TD run for a 31-7 lead. Kay added the TD pass to Washington before the half.

SCORE BY QUARTERS

	1	2	3	4	F
SMU	7	3	0	15	- 25
Cincinnati	0	14	14	0	- 28

SCORING SUMMARY

QTR	TIME	TEAM	SCORING PLAY	DRIVE	TIME
1st	09:04	SMU	Gilbert 3 yd run (Hover kick)	13-75	5:56
2nd	13:37	SMU	Hover 24 yd field goal	7-59	2:12
	10:45	CIN	C. Moore 17 yd pass from Kay (Miliano kick)	7-75	2:52
	09:01	CIN	McKay 62 yd pass from Kay (Miliano kick)	1-62	0:10
3rd	11:02	CIN	Luallen 2 yd run (Miliano kick)	11-75	3:58
	01:03	CIN	Green 7 yd run (Miliano kick)	17-96	8:12
4th	14:48	SMU	Joseph 5 yd pass from Gilbert (Hover kick)	6-92	1:10
	03:27	SMU	Joseph 4 yd pass from Gilbert (Gilbert rush)	15-90	5:02

SCORE BY QUARTERS

	1	2	3	4	F
Cincinnati	24	14	7	7	- 52
Rutgers	7	0	0	10	- 17

SCORING SUMMARY

QTR	TIME	TEAM	SCORING PLAY	DRIVE	TIME
1st	11:15	CIN	Miliano 30 yd field goal	10-69	3:45
	10:29	CIN	McKay 24 yd pass from Kay (Miliano kick)	2-36	0:33
	03:22	RU	Coleman 16 yd pass from Nova (Federico kick)	7-50	3:20
	01:57	CIN	McKay 66 yd pass from Kay (Miliano kick)	3-68	1:18
	00:30	CIN	C. Moore 28 yd pass from Washington (Miliano kick)	4-53	1:25
2nd	10:36	CIN	Luallen 9 yd run (Miliano kick)	10-69	4:11
	04:16	CIN	Washington 41 yd pass from Kay (Miliano kick)	3-65	0:38
3rd	05:51	CIN	C. Moore 14 yd pass from Kay (Miliano kick)	7-78	2:40
4th	13:14	CIN	McKay 34 yd pass from Luallen (Miliano kick)	5-49	2:31
	04:53	RU	Huggins 1 yd run (Federico kick)	9-55	4:18
	00:16	RU	Federico 36 yd field goal	11-61	1:56

TEAM STATISTICS

	SMU	UC
FIRST DOWNS	24	29
RUSHES-YARDS (NET)	20-48	45-163
PASSING YDS (NET)	403	299
Passes Att-Comp-Int	47-38-0	32-27-2
TOTAL OFF. PLAYS-YARDS	67-451	77-462
Fumble Returns-Yards	0-0	0-0
Punt Returns-Yards	1-0	0-0
Kickoff Returns-Yards	3-48	1-30
Interception Returns-Yards	2-12	0-0
Punts (Number-Avg)	3-35.0	1-34.0
Fumbles-Lost	1-0	1-1
Penalties-Yards	8-78	6-59
Possession Time	27:12	32:48
Third-Down Conversions	5 of 12	10 of 16
Fourth-Down Conversions	1 of 1	1 of 2
Red-Zone Scores-Chances	4-5	3-4
Sacks By: Number-Yards	2-17	2-12

INDIVIDUAL STATISTICS

RUSHING: SMU-LINE,Prescott 9-25; GILBERT,G 7-14; NLEMCHI,K.C. 3-6; LAGASSE,C 1-3. Cincinnati-WILLIAMS, Hosey 14-90; GREEN, Tion 6-47; LUALLAN, Jordan 8-29; ABERNATHY, RD 7-9; TEAM 4-minus 4; KAY, Brendon 6-minus 8.

PASSING: SMU-GILBERT,G 38-47-0-403. Cincinnati-KAY, Brendon 27-32-2-299.

RECEIVING: SMU-JOSEPH,Darius 12-103; JOHNSON,Jeremy 11-102; HOLMAN,K 7-142; LAGASSE,C 2-14; THOMPSON,D. 2-13; NLEMCHI,K.C. 2-13; NELSON,Stephen 1-10; SANDERS,Deion 1-6. Cincinnati-MCCLUNG, Anthony 8-97; WASHINGTON, Shaq 8-51; MOORE, Chris 5-37; MORRISON, Max 3-42; MCKAY, Mekale 2-69; ABERNATHY, RD 1-3.

TEAM STATISTICS

	UC	RU
FIRST DOWNS	26	21
RUSHES-YARDS (NET)	28-112	33-108
PASSING YDS (NET)	507	249
Passes Att-Comp-Int	43-28-1	51-27-2
TOTAL OFF. PLAYS-YARDS	71-619	84-357
Fumble Returns-Yards	0-0	0-0
Punt Returns-Yards	4-29	1-1
Kickoff Returns-Yards	4-56	8-169
Interception Returns-Yards	2-8	1-37
Punts (Number-Avg)	4-50.0	9-41.9
Fumbles-Lost	3-1	0-0
Penalties-Yards	7-70	8-70
Possession Time	28:08	31:52
Third-Down Conversions	5 of 12	8 of 20
Fourth-Down Conversions	1 of 1	1 of 2
Red-Zone Scores-Chances	3-3	3-4
Sacks By: Number-Yards	3-16	0-0

INDIVIDUAL STATISTICS

RUSHING: Cincinnati-WILLIAMS, Hosey 6-39; GREEN, Tion 5-26; LUALLAN, Jordan 4-18; LLOYD, John 1-14; ABERNATHY, RD 6-13; KAY, Brendon 1-7; MCKAY, Mekale 1-1; TEAM 3-minus 3; CONEY, Bennie 1-minus 3. Rutgers-JAMES,Paul 19-78; HUGGINS,Savon 8-37; GOODWIN,Justin 2-5; NOVA,Gary 4-minus 12.

PASSING: Cincinnati-KAY, Brendon 24-38-0-405; LUALLAN, Jordan 2-3-1-62; WASHINGTON, Shaq 2-2-0-40. Rutgers-NOVA,Gary 18-38-2-170; DODD,Chas 9-12-0-79.

RECEIVING: Cincinnati-MCCLUNG, Anthony 7-115; WASHINGTON, Shaq 6-123; MOORE, Chris 4-75; MCKAY, Mekale 3-124; ABERNATHY, RD 2-minus 4; ALONZO, Shakim 1-28; MORRISON, Max 1-15; KAY, Brendon 1-12; GRAVES, Jeremy 1-11; ANNEN, Blake 1-5; COLE, Nate 1-3. Rutgers-COLEMAN,Brandon 6-77; PRATT,Quron 5-55; BURTON,Michael 4-21; ARCIADIAONO,N. 3-23; CARROO,Leonte 3-14; KROFT,Tyler 2-16; PATTON,Andre 1-27; AGUDOSI,Carlton 1-8; HUGGINS,Savon 1-5; FEDERICO,Kyle 1-3.

2013 UNIVERSITY OF CINCINNATI FOOTBALL

GAME 11 • NOV. 23, 2013 • BBVA COMPASS STADIUM • HOUSTON, TEXAS • ATT.: 20,197

GAME 12 • DEC. 5, 2013 • NIPPERT STADIUM • CINCINNATI, OHIO • ATT.: 35,097



Cincinnati

24

Houston

17

CAPTAINS: Munchie Legaux, Jordan Stepp

CINCINNATI - Brendon Kay threw for 386 yards and two touchdowns and ran for another as Cincinnati extended its winning streak to six games by holding off Houston for a 24-17 win Saturday.

Kay finished 29 of 50 and added 38 yards on the ground. Shaq Washington caught 10 passes for 132 yards, Anthony McClung had 9 catches for 137 yards and Chris Moore added 4 receptions for 72 yards and two TDs. Hosey Williams rushed 13 times for 84 yards for Cincinnati (9-2, 6-1 American), who finished with 573 yards of offense.

John O'Korn struggled in the wet, dreary conditions finishing 13 of 30 for 171 yards and a touchdown. O'Korn was replaced by Greg Ward, Jr., in the third quarter, and Ward finished 5 of 9 for 74 yards for the Cougars (7-4, 4-3), who dropped their third straight. Ward also caught three passes for 42 yards.

Deontay Greenberry had six receptions for 64 yards and a score and Daniel Spencer added five receptions for 66 yards for the Cougars, who managed 278 yards of offense.

After Tony Miliano missed two fourth quarter field goals, including a 24-yarder with 1:23 remaining, Houston worked its way down the field to the Bearcats' 37, but O'Korn tried to scramble on the final play, gaining only 6 yards and time ran out on the Cougars.

After a second fumble by O'Korn that was recovered by Marques Aiken at the Houston 13, Kay upped the lead to 24-7 with a 14-yard touchdown run on third and 11 midway through the third quarter.

Houston cut the lead to 10 on a 15-yard fumble return for a touchdown by Trevon Stewart with 5:22 left in the third. Kay was hit by Eric Braswell, forcing the fumble, and Stewart picked it up and ran it in.

Kyle Bullard sliced the lead to 24-17 with a 27-yard field goal with 23 seconds left in the third.

Cincinnati opened up a 7-0 lead 28 seconds into the second quarter with a 40-yard touchdown pass from Kay to Moore on third and 16.

Miliano extended the lead to 10-0 on a 25-yard field goal with 8:13 remaining in the second.

After Kay was intercepted by Steven Taylor setting up Houston at the Bearcats' 10, O'Korn found Greenberry two plays later for a 12-yard touchdown pass with 5:56 remaining in the first half to cut the lead to 10-7.

Cincinnati responded with a 3-yard touchdown pass from Kay to Moore with 1:29 left in the half to up the lead to 10. The score was set up by a 43-yard reception from Kay to Shaq Washington.

The game was marred by missed chances early. Houston's first drive ended abruptly on an O'Korn fumble at the Cincinnati 16, recovered by Greg Blair. However, the Bearcats couldn't capitalize on the turnover as Miliano missed a 41-yard field goal. Cincinnati was stopped at the Houston 1 on its next drive as on fourth and goal from the 2, Williams was held up by Houston's Tomme Marc and Taylor.

SCORE BY QUARTERS

	1	2	3	4	F
Cincinnati	0	17	7	0	- 24
Houston	0	7	10	0	- 17

SCORING SUMMARY

QTR	TIME	TEAM	SCORING PLAY	DRIVE	TIME
2nd	14:32	CIN	C. Moore 40 yd pass from Kay (Miliano kick)	7-47	3:06
	08:13	CIN	Miliano 25 yd field goal	10-65	4:01
	05:56	HOU	Greenberry 12 yd pass from O'Korn (Bullard kick)	2-10	0:37
	01:29	CIN	C. Moore 3 yd pass from Kay (Miliano kick)	7-85	2:05
3rd	07:35	CIN	Kay 14 yd run (Miliano kick)	3-13	0:45
	05:22	HOU	Stewart 15 yd fumble recovery (Bullard kick)		
	00:23	HOU	Bullard 27 yd field goal	9-64	3:44

TEAM STATISTICS

	UC	UH
FIRST DOWNS	26	13
RUSHES-YARDS (NET)	40-172	31-33
PASSING YDS (NET)	401	245
Passes Att-Comp-Int	51-30-2	41-18-0
TOTAL OFF. PLAYS-YARDS	91-573	72-278
Fumble Returns-Yards	1-7	1-15
Punt Returns-Yards	1-2	0-0
Kickoff Returns-Yards	1-13	4-67
Interception Returns-Yards	0-0	2-4
Punts (Number-Avg)	5-38.2	10-44.7
Fumbles-Lost	1-1	3-2
Penalties-Yards	6-53	3-30
Possession Time	36:32	23:28
Third-Down Conversions	7 of 19	4 of 17
Fourth-Down Conversions	1 of 2	1 of 2
Red-Zone Scores-Chances	3-5	2-3
Sacks By: Number-Yards	3-21	2-23

INDIVIDUAL STATISTICS

RUSHING: Cincinnati-WILLIAMS, Hosey 13-84; KAY, Brendon 9-38; ABERNATHY, RD 7-24; GREEN, Tion 6-20; LUAllen, Jordan 4-7; TEAM 1-minus 1. Houston-FARROW, Kenneth 9-36; O'KORN, John 7-11; JACKSON, Ryan 7-4; WARD Jr., Greg 7-minus 2; TEAM 1-minus 16.

PASSING: Cincinnati-KAY, Brendon 29-50-2-406; LUAllen, Jordan 1-1-0-minus 5. Houston-O'KORN, John 13-30-0-171; WARD Jr., Greg 5-9-0-74; Team 0-2-0-0.

RECEIVING: Cincinnati-WASHINGTON, Shaq 10-132; MCCLUNG, Anthony 9-137; MOORE, Chris 4-72; MORRISON, Max 3-39; ABERNATHY, RD 2-11; WILLIAMS, Hosey 1-7; MCKAY, Mekale 1-3. Houston-GREENBERRY, D. 6-64; SPENCER, Daniel 5-66; WARD Jr., Greg 3-42; MAXWELL, Xavier 1-36; AYERS, Demarcus 1-23; AMBLES, M. 1-8; FARROW, Kenneth 1-6.



No. 16 Louisville

31

No. 23 Cincinnati

24

CAPTAINS: Anthony McClung, Jordan Stepp

CINCINNATI - The Keg of Nails rivalry game lived up to the hype, but the back-and-forth affair resulted in a heartbreaking, overtime loss for the University of Cincinnati football team. The Bearcats dropped a 31-24 decision to Louisville to cap the regular season at historic Nippert Stadium.

Brendon Kay became the fourth QB in school history to pass for 3,000 yards in a season, while also rushing for two touchdowns in the effort. He finished the day 22-for-40 passing for 304 yards, but threw two interceptions. He also added 23 yards on the ground.

Kay, hobbled by a bad ankle, hit Anthony McClung and Chris Moore seven times each for 97 and 92 yards, respectively. The Bearcats struggled on the ground, with Tion Green carrying nine times for 38 yards and Hosey Williams running eight times for 34 yards.

Louisville (11-1, 7-1 American) QB Teddy Bridgewater completed 23-of-37 passing attempts for 255 yards, three touchdowns and one interception. In the fourth quarter and overtime, Bridgewater was 9-for-12 passing for two touchdowns. His favorite target was Devante Parker, who caught nine passes for 104 yards and two scores. Damian Copeland had the other receiving touchdown.

Bridgewater eluded three tacklers for a 14-yard run on fourth-and-12 to keep one touchdown drive going, and finished it by scrambling away from defenders and throwing an off-balance pass for a 22-yard score.

The Cardinals picked up 177 yards on the ground behind Seniorise Perry and Dominique Brown. Perry carried it 16 times for 81 yards, while Brown handled it 19 times for 79 yards and scored the game-winning touchdown in overtime.

Down three with 2:18 to go in regulation, Kay and the Bearcats took over at their own 24 with 76 yards to go. UC drove to the UoFl 10-yard line on passes to Moore, McClung and Moore again, setting up Tony Miliano with a 27-yard field goal to tie the game at 24 with seven seconds remaining. Time expired on the ensuing kick off, sending the rivalry to overtime for the second-straight year.

UC won the OT coin toss and elected to play defense first. After drawing pass interference in the endzone to set up first and goal at the two-yard line, Brown carried it over to put UoFl up, 31-24.

The Bearcats got the ball and wound up with a fourth-and-14 at the 29, and Kay's pass went off the hands of McClung at the 6, ending Cincinnati's first overtime game at Nippert Stadium since 2003.

Both defenses ranked in the Top 10 nationally for fewest points and yards allowed. They dug in a cold rain that made it tougher to throw and catch the ball, until the two quarterbacks lit it up in the fourth quarter.

SCORE BY QUARTERS

	1	2	3	4	OT	F
Louisville	7	3	0	14	7	- 31
Cincinnati	0	7	7	10	0	- 24

SCORING SUMMARY

QTR	TIME	TEAM	SCORING PLAY	DRIVE	TIME
1st	12:04	LOU	Parker 36 yd pass from Bridgewater (Wallace kick)	4-60	1:47
2nd	05:35	LOU	Wallace 31 yd field goal	11-41	5:46
	01:15	CIN	Kay 1 yd run (Miliano kick)	11-70	4:13
3rd	07:58	CIN	Kay 2 yd run (Miliano kick)	10-87	3:55
4th	08:08	LOU	Copeland 22 yd pass from Bridgewater (Wallace kick)	13-86	4:27
	07:17	CIN	Abernathy 15 yd run (Miliano kick)	2-72	0:45
	02:26	LOU	Parker 4 yd pass from Bridgewater (Wallace kick)	11-60	4:44
	00:07	CIN	Miliano 26 yd field goal	10-67	2:11
OT	15:00	LOU	D. Brown 2 yd run (Wallace kick)	5-25	0:00

TEAM STATISTICS

	UoFl	UC
FIRST DOWNS	28	22
RUSHES-YARDS (NET)	41-177	39-124
PASSING YDS (NET)	255	304
Passes Att-Comp-Int	37-23-1	41-22-2
TOTAL OFF. PLAYS-YARDS	78-432	80-428
Fumble Returns-Yards	0-0	0-0
Punt Returns-Yards	1-27	1-0
Kickoff Returns-Yards	5-105	5-114
Interception Returns-Yards	2-5	1-0
Punts (Number-Avg)	5-39.4	4-39.0
Fumbles-Lost	0-0	1-0
Penalties-Yards	7-60	2-18
Possession Time	32:02	27:58
Third-Down Conversions	5 of 12	8 of 17
Fourth-Down Conversions	1 of 1	1 of 2
Red-Zone Scores-Chances	3-3	4-4
Sacks By: Number-Yards	1-5	3-15

INDIVIDUAL STATISTICS


RUSHING: Louisville-PERRY, Seniorise 16-81; BROWN, D. 19-79; BRIDGEWATER, T. 6-17. Cincinnati-GREEN, Tion 9-38; WILLIAMS, Hosey 8-34; KAY, Brendon 11-23; ABERNATHY, RD 6-18; LUAllen, Jordan 3-17; TEAM 1-minus 2; MOORE, Chris 1-minus 4.

PASSING: Louisville-BRIDGEWATER, T. 23-37-1-255. Cincinnati-KAY, Brendon 22-40-2-304; LUAllen, Jordan 0-1-0-0.

RECEIVING: Louisville-PARKER, DeVante 9-104; ROGERS, Eli 4-32; COPELAND, D. 3-35; HUBBELL, Ryan 2-26; CHRISTIAN, G. 2-24; CLARK, Robert 1-14; PERRY, Seniorise 1-13; BROWN, D. 1-7. Cincinnati-MCCLUNG, Anthony 7-97; MOORE, Chris 7-92; ABERNATHY, RD 4-25; MCKAY, Mekale 1-57; MORRISON, Max 1-18; WASHINGTON, Shaq 1-11; ANNEN, Blake 1-4.

2013 UNIVERSITY OF CINCINNATI FOOTBALL

GAME 13 • DEC. 28, 2013 • BANK OF AMERICA STADIUM • CHARLOTTE, N.C. • ATT.: 45,211



Cincinnati

17

North Carolina

39

2013 BELK BOWL

CAPTAINS: Blake Annen, Arryn Chenault, Anthony McClung, Jordan Stepp CINCINNATI FLAG: Josh Posley

CHARLOTTE, N.C. - The University of Cincinnati was looking to become the Belk Bowl's first back-to-back champion, but the University of North Carolina snatched an early 16-0 first quarter lead en route to a 39-17 triumph at Bank of America Stadium in Charlotte, N.C.

An injury plagued Bearcats' squad struggled to kick start the offense as last year's bowl MVP Brendon Kay was limited to just 181 passing yards and no touchdowns. With a pair of all-conference lineman sidelined for the game, Kay was unable to settle into the pocket and was sacked a season-high five times.

"They knew we were missing some starters on the offensive line, and they threw the kitchen sink at us," first-year head coach Tommy Tuberville said. "They twisted, they did all kinds of things up front, and our quarterback could never set his feet. He didn't have a chance."

UNC scored another touchdown in the second quarter while UC got on the board with a 34-yard Tony Miliano field goal.

The start of the third quarter was rough for Cincinnati as Tar Heel freshman Ryan Switzer housed an 86-yard punt return, but the Bearcats didn't lay down.

The Bearcats reached the end zone on a 15-yard touchdown run by Ralph David Abernathy, which was set up by a career long rush of 52 yards by Shaq Washington, but the Tar Heels answered to make it 36-10.

After that Washington scored on a 10-yard run to cut the lead to 36-17, Cincinnati forced a fumble on the ensuing kickoff and recovered at the Tar Heels 6. But the Tar Heels mounted a goal-line stand and Kay's pass on fourth-and-3 fell incomplete, thwarting any comeback attempt.

Washington finished the game with 103 all-purpose yards and one rushing touchdown.

"This is not the way (the seniors) wanted to go out, by any means," Kay said. "It's tough. We've been through a lot this year - coaching changes, losing a teammate (in a deadly car accident), other ups and downs - but I wouldn't want to go to war with anybody else but this team, these seniors."

SCORE BY QUARTERS	1	2	3	4	F
Cincinnati	0	3	7	7	- 17
North Carolina	16	7	13	3	- 39

SCORING SUMMARY					
QTR	TIME	TEAM	SCORING PLAY	DRIVE	TIME
1st	05:40	NC	Morris 2 yd run (Moore kick)	11-68	3:39
	02:25	NC	Martin safety		
	02:12	NC	Logan 78 yd kickoff return (Moore kick)		
2nd	14:17	CIN	Miliano 34 yd field goal	10-48	2:55
	10:16	NC	Tabb 3 yd pass from Williams (Moore kick)	12-76	4:01
3rd	10:41	NC	Switzer 86 yd punt return (Moore kick failed)		
	08:08	CIN	Abernathy 15 yd run (Miliano kick)	9-75	2:33
	03:32	NC	Morris 1 yd run (Moore kick)	13-65	4:36
4th	14:26	CIN	Washington 10 yd run (Miliano kick)	3-61	0:44
	02:52	NC	Moore 40 yd field goal	15-74	9:19

TEAM STATISTICS	UC	NC	INDIVIDUAL STATISTICS
FIRST DOWNS	20	23	RUSHING: Cincinnati-ABERNATHY, RD 13-67; WASHINGTON, Shaq 4-67; WILLIAMS, Hosey 10-46; GREEN, Tion 1-3; KAY, Brendon 8-minus 15. North Carolina-Logan, T 15-77; Williams, M 9-46; Francis, K 10-28; Morris, R 10-16; Switzer, R 1-8; Davis, Q 1-minus 1.
RUSHES-YARDS (NET)	36-168	46-174	
PASSING YDS (NET)	181	171	
Passes Att-Comp-Int	36-16-1	33-19-0	
TOTAL OFF. PLAYS-YARDS	72-349	79-345	
Fumble Returns-Yards	0-0	0-0	
Punt Returns-Yards	1--2	3-83	
Kickoff Returns-Yards	5-92	4-125	
Interception Returns-Yards	0-0	1-0	PASSING: Cincinnati-KAY, Brendon 15-35-1-181; WASHINGTON, Shaq 1-1-0-0. North Carolina-Williams, M 19-33-0-171.
Punts (Number-Avg)	5-36.4	4-44.2	
Fumbles-Lost	1-1	1-1	RECEIVING: Cincinnati-MCCLUNG, Anthony 4-31; WASHINGTON, Shaq 3-36; ABERNATHY, RD 3-23; MOORE, Chris 2-46; MCKAY, Mekale 1-23; MORRISON, Max 1-11; ANNEN, Blake 1-6; WILLIAMS, Hosey 1-5. North Carolina-Ebron, E 7-78; Tapley, S 4-22; Switzer, R 3-22; Thorpe, T 2-36; Davis, Q 1-6; Logan, T 1-4; Tabb, J 1-3.
Penalties-Yards	3-35	4-25	
Possession Time	26:36	33:24	
Third-Down Conversions	4 of 14	6 of 15	
Fourth-Down Conversions	1 of 2	2 of 3	
Red-Zone Scores-Chances	3-5	3-3	
Sacks By: Number-Yards	0-0	5-51	

2013 UNIVERSITY OF CINCINNATI FOOTBALL

SINGLE-GAME RECORDS

SINGLE-GAME TEAM OFFENSE

Most Points	124 vs. Transylvania (1912)
Most Touchdowns	14 vs. Transylvania (1912)
Most Rushing Attempts	83 vs. Louisiana-Monroe (1977)
Most Rushing Yards	464 vs. Case-Western Reserve (1953) 464 vs. Virginia Military Institute (1953)
Most Rushing Touchdowns	14 vs. Transylvania (1912)
Most Passing Attempts	61 vs. USF (2010)
Most Passes Completed	36 vs. Ohio (1968)
Most Passing Yards	584 vs. Ohio (1968)
Most Interceptions Thrown	6 vs. Xavier (1972)
Most Touchdown Passes	6 vs. Illinois (2009)
Most Offensive Plays	99 vs. Miami (OH) (1996)
Most Yards Total Offense	711 vs. Connecticut (2009)
Most First Downs	36 vs. Ohio (1968)
Most Fumbles	15 vs. Louisville (1970)
Most Fumbles Lost	7 vs. Virginia Military Institute (1951)
Most Turnovers	9 vs. Xavier (1955) 9 vs. Hardin-Simmons (1955) 9 vs. Virginia Military Institute (1951)
Most Penalties	18 vs. Kansas State (1951)
Most Penalty Yards	176 vs. Louisville (1968)
Most Punts	13 vs. Pittsburgh (1981) 13 vs. Mississippi State (1948)
Most Punting Yards	510 vs. Louisville (1996)
Most Punt Return Yards	177 vs. Ohio (1949)
Most Kickoff Return Yards	295 vs. Memphis (1971)
Fewest Rushing Attempts	15 vs. Illinois (2009)
Fewest Rushing Yards	-23 vs. Rutgers (2005)
Fewest Passes Completed	0 vs. Dayton (1970)
Fewest Passing Yards	0 vs. Dayton (1970)
Fewest Yards Total Offense	46 vs. North Texas State (1959)
Fewest First Downs	3 vs. West Virginia (1989)
Fewest Penalties	1 vs. Rutgers (1994) 1 vs. Louisville (1966) 1 vs. Memphis (1966) 1 vs. Army (1963) 1 vs. Hawai'i (1954)
Fewest Yards Penalized	4 vs. Memphis (1966)
Fewest Punts	0 vs. Miami (OH) (2008) 0 vs. Memphis (1998) 0 vs. Miami (OH) (1954)

SINGLE-GAME TEAM DEFENSE

Fewest Rushing Attempts Allowed	17 vs. Dayton (1961)
Fewest Rushing Yards Allowed	-46 vs. Kansas (1997)
Fewest Passing Attempts	1 vs. Boston College (1964)
Fewest Pass Completions Allowed	0 vs. Louisville (1974) 0 vs. Ohio (1973) 0 vs. Boston College (1964) 0 vs. Indiana (1963) 0 vs. Ohio (1949)
Fewest Passing Yards Allowed	-1 vs. Xavier (1971)
Fewest Yards Total Offense Allowed	18 vs. Louisiana-Lafayette (1973)
Most Points Allowed	81 vs. Penn State (1991)
Most Rushing Attempts Allowed	86 vs. West Virginia (1969)
Most Rushing Yards Allowed	539 vs. Northern Illinois (1989)
Most Passing Attempts Allowed	67 vs. Louisville (1997)
Most Pass Completions Allowed	37 vs. East Carolina (1997)
Most Passing Yards Allowed	482 vs. Florida (2010)
Most Yards Total Defense Allowed	742 vs. Louisville (1998)
Most Passes Intercepted	7 vs. Kansas State (1951)
Most Interception Return Yards	162 vs. Dayton (1956)
Most Turnovers Forced	8 vs. Rice (1974)

SINGLE-GAME INDIVIDUAL OFFENSE

Rushing Attempts	45 by Steve Cowan vs. Ohio (1970)
Rushing Yards	306 by Bob Hynes vs. Case Western Reserve (1923)
Yards Per Rush	17.0 by Richard Hall vs. Miami (OH) (14 carries, 238 yards) (2004)
Rushing Touchdowns	6 by Ike Stewart vs. Transylvania (1912) 6 by Bob Heuck vs. Transylvania (1912)
Passing Attempts	59 by Deontey Kenner vs. Southern Miss (1999)
Passing Completions	35 by Deontey Kenner vs. Southern Miss (1999) 35 by Greg Cook vs. Ohio (1968)
Passing Yards	554 by Greg Cook vs. Ohio (1968)
Passing Touchdowns	6 by Tony Pike vs. Illinois (2009)
Interceptions Thrown	6 by Mike Shoemaker vs. Xavier (1972)
Receptions	13 by Tom Rossley vs. Wichita State (1968) 13 by Jon Olinger vs. Miami (OH) (2002)
Receiving Yards	254 by Tom Rossley vs. Louisville (1968)
Yards Per Reception	23.6 by Jim O'Brien vs. Ohio (9 receptions, 212 yards) (1968)
Receiving Touchdowns	3 by six players, last by Armon Binns at Louisville (2010)
All-Purpose Yards (Rsh., Rec. and Ret.)	381 by Mardy Gilyard at Pittsburgh (2009)
Total Yards	555 by Zach Collaros vs. Connecticut (2009)
Total Points	51 by Ike Stewart vs. Transylvania (1912)
Touchdowns	8 by Ike Stewart vs. Transylvania (1912)
Extra Points Made	12 by Alonzo Weiss vs. Transylvania (1912)
Field Goals Made	4 by nine players, last by Tony Miliano at Pittsburgh (2011)
Punts	13 by Phil Peckich at Pittsburgh (1981)
Punting Yards	510 by Steve Smith at Louisville (1996)
Punting Average	59.7 by Kevin Huber vs. Marshall (3 punts) (2007)
Kickoff Returns	8 by Mardy Gilyard at Pittsburgh (2009) 8 by LaDaris Vann vs. East Carolina (1999)
Kickoff Return Yards	256 by Mardy Gilyard at Pittsburgh (2009)
Kickoff Returns For Touchdowns	1 by 20 players, last by Mardy Gilard at Pittsburgh (2009)
Punt Returns	7 by Mike Daniels vs. Western Carolina (2005) 7 by Tinker Keck vs. Kansas (1997) 7 by Charley Bland vs. Villanova (1973)
Punt Return Yards	161 by Gene Gibson vs. Ohio (1949)
Punt Return Touchdowns	2 by Tinker Keck vs. Louisville (1997) 2 by Gene Gibson vs. Ohio (1949)

SINGLE-GAME INDIVIDUAL DEFENSE

Total Tackles	31 by Karl Woods at South Carolina (1980)
Solo Tackles	xx
Assisted Tackles	xx
Tackles For A Loss	xx
Sacks	xx
Forced Fumbles	xx
Fumble Recoveries	xx
Interceptions	4 by Bob Hynes vs. Ohio Northern (1923)
Interception Return Yards	123 by Shawn Ferguson vs. Memphis (1998)
Interception Returns for Touchdowns	2 by Shawn Ferguson vs. Memphis (1998)

SCORING

Scored 30 or more points	52 at Rutgers (11/16/13)
Scored 40 or more points	52 at Rutgers (11/16/13)
Scored 50 or more points	52 at Rutgers (11/16/13)
Scored 60 or more points	66 vs. Northwestern State (09/14/13)
Scored 70 or more points	72 vs. Austin Peay (09/03/11)

TOTAL OFFENSE

Had more than 400 total yards	428 vs. Louisville (12/05/13)
Had more than 450 total yards	573 at Houston (11/23/13)
Had more than 500 total yards	573 at Houston (11/23/13)
Had more than 550 total yards	573 at Houston (11/23/13)
Had more than 600 total yards	619 at Rutgers (11/16/13)
Had more than 650 total yards	669 vs. Northwestern State (09/14/13)
Had more than 700 total yards	711 vs. Connecticut (11/07/09)

RUSHING OFFENSE

Rushed for 150 or more yards	168 vs. North Carolina (12/28/13)
Rushed for 200 or more yards	205 vs. Temple (10/11/13)
Rushed for 250 or more yards	322 vs. Northwestern State (09/14/13)
Rushed for 300 or more yards	322 vs. Northwestern State (09/14/13)
Rushed for 350 or more yards	387 vs. Austin Peay (09/03/11)
Rushed for 400 or more yards	464 vs. Case Western Reserve & VMI (10/24/53 & 11/14/53)
Rushed for 425 or more yards	464 vs. Case Western Reserve & VMI (10/24/53 & 11/14/53)

PASSING OFFENSE

Passed for 250 or more yards	304 vs. Louisville (12/05/13)
Passed for 300 or more yards	304 vs. Louisville (12/05/13)
Passed for 350 or more yards	401 at Houston (11/23/13)
Passed for 400 or more yards	401 at Houston (11/23/13)
Passed for 450 or more yards	507 at Rutgers (11/16/13)
Passed for 500 or more yards	507 at Rutgers (11/16/13)

SCORING DEFENSE

Allowed 0 points	0 at Miami (Ohio) (09/21/13)
Allowed 3 or fewer points	0 at Miami (Ohio) (09/21/13)
Allowed 7 or fewer points	0 at Miami (Ohio) (09/21/13)
Allowed 10 or fewer points	0 at Miami (Ohio) (09/21/13)
Allowed 14 or fewer points	0 at Miami (Ohio) (09/21/13)

TOTAL DEFENSE

Allowed fewer than 75 total yards	53 vs. Kansas (09/20/97)
Allowed fewer than 100 total yards	87 at Miami (Ohio) (09/21/13)
Allowed fewer than 125 total yards	87 at Miami (Ohio) (09/21/13)
Allowed fewer than 150 total yards	87 at Miami (Ohio) (09/21/13)
Allowed fewer than 175 total yards	87 at Miami (Ohio) (09/21/13)
Allowed fewer than 200 total yards	87 at Miami (Ohio) (09/21/13)
Allowed fewer than 225 total yards	87 at Miami (Ohio) (09/21/13)
Allowed fewer than 250 total yards	232 at Memphis (10/30/13)
Allowed fewer than 275 total yards	232 at Memphis (10/30/13)
Allowed fewer than 300 total yards	278 at Houston (11/23/13)

RUSHING DEFENSE

Allowed 0 or fewer yards	-3 at Miami (OH) (10/01/11)
Allowed 10 or fewer yards	7 at Miami (Ohio) (09/21/13)
Allowed 20 or fewer yards	7 at Miami (Ohio) (09/21/13)
Allowed 30 or fewer yards	7 at Miami (Ohio) (09/21/13)
Allowed 40 or fewer yards	33 at Houston (11/23/13)
Allowed 50 or fewer yards	33 at Houston (11/23/13)
Allowed 60 or fewer yards	33 at Houston (11/23/13)
Allowed 70 or fewer yards	33 at Houston (11/23/13)
Allowed 80 or fewer yards	33 at Houston (11/23/13)
Allowed 90 or fewer yards	33 at Houston (11/23/13)
Allowed 100 or fewer yards	33 at Houston (11/23/13)

PASSING DEFENSE

Allowed 0 passing yards	-1 vs. Xavier (10/09/71)
Allowed 50 or fewer yards	49 vs. UAB (11/30/02)
Allowed 100 or fewer yards	80 at Miami (Ohio) (09/21/13)
Allowed 150 or fewer yards	140 at Memphis (10/30/13)
Allowed 175 or fewer yards	171 vs. North Carolina (12/28/13)
Allowed 200 or fewer yards	171 vs. North Carolina (12/28/13)

INDIVIDUAL RUSHING

Had a player rush for 100 or more yards	117 by Hosey Williams vs. Northwestern State (09/14/13)
Had a player rush for 150 or more yards	165 by George Winn vs. Syracuse (11/03/12)
Had a player rush for 200 or more yards	222 by Isaiah Pead vs. Rutgers (11/20/10)
Had a player rush for 225 or more yards	238 by Richard Hall vs. Miami (OH) (09/11/04)
Had a player rush for 2 or more TDs	2 by Brendon Kay vs. Louisville (12/05/13)
Had a player rush for 3 or more TDs	3 by George Winn vs. Syracuse (11/03/12)
Had a player rush for 4 or more TDs	4 by Isaiah Pead vs. Rutgers (11/20/10)
Had a player rush for 5 or more TDs	6 by Ike Stewart vs. Transylvania (10/05/12)

INDIVIDUAL PASSING

Had a player pass for 200 or more yards	304 by Brendon Kay vs. Louisville (12/05/13)
Had a player pass for 250 or more yards	304 by Brendon Kay vs. Louisville (12/05/13)
Had a player pass for 300 or more yards	304 by Brendon Kay vs. Louisville (12/05/13)
Had a player pass for 350 or more yards	406 by Brendon Kay at Houston (11/23/13)
Had a player pass for 400 or more yards	406 by Brendon Kay at Houston (11/23/13)
Had a player pass for 450 or more yards	480 by Zach Collaros vs. Connecticut (11/07/09)
Had a player pass for 500 or more yards	554 by Greg Cook vs. Ohio (11/16/68)
Had a player pass for 2 or more TDs	2 by Brendon Kay at Houston (11/23/13)
Had a player pass for 3 or more TDs	4 by Brendon Kay at Rutgers (11/16/13)
Had a player pass for 4 or more TDs	4 by Brendon Kay at Rutgers (11/16/13)
Had a player pass for 5 or more TDs	5 by Zach Collaros at Louisville (10/15/10)
Had a player pass for 6 or more TDs	6 by Tony Pike vs. Illinois (11/27/09)
Had a player complete 20 passes	22 by Brendon Kay vs. Louisville (12/05/13)
Had a player complete 25 passes	29 by Brendon Kay at Houston (11/23/13)
Had a player complete 30 passes	31 by Brendon Kay vs. Temple (10/11/13)
Had a player complete 35 passes	35 by Deontey Kenner at Southern Miss (10/23/99)
Had a player complete 10 straight passes	14 by Brendon Kay vs. SMU (10/29/13)
Had a player throw 30 passes	40 by Brendon Kay vs. Louisville (12/05/13)
Had a player throw 35 passes	40 by Brendon Kay vs. Louisville (12/05/13)
Had a player throw 40 passes	40 by Brendon Kay vs. Louisville (12/05/13)
Had a player throw 45 passes	50 by Brendon Kay at Houston (11/23/13)
Had a player throw 50 passes	50 by Brendon Kay at Houston (11/23/13)

INDIVIDUAL RECEIVING

Had a player with 10 or more receptions in a game	10 by Shaq Washington at Houston (11/23/13)
Had a player with 11 or more receptions in a game	11 by Shaq Washington at Memphis (10/30/13)
Had a player with 12 or more receptions in a game	12 by Armon Binns vs. USF (10/22/10)
Had a player with 13 or more receptions in a game	13 by Jon Olinger vs. Miami (OH) (10/05/02)
Had a player receive 100 or more yards	McClung (137) & Washington (132) at Houston (11/23/13)
Had a player receive 150 or more yards	175 by Armon Binns at Louisville (10/15/10)
Had a player receive 200 or more yards	210 by Marcus Barnett vs. West Virginia (11/17/07)
Had a player receive 250 or more yards	254 by Tom Rossley vs. Louisville (11/09/68)
Had a player receive for 2 or more TDs	2 by Chris Moore at Houston (11/23/13)
Had a player receive for 3 or more TDs	3 by Mekale McKay at Rutgers (11/16/13)

GAMES AGAINST RANKED TEAMS

Beat a top 25 team	vs. No. 25 Virginia Tech (09/29/12)
Beat a top 10 team	No. 7 Rutgers, 30-11 (11/18/06)
Beat a ranked opponent at home	No. 21 USF, 34-17 (10/15/09)
Beat a ranked opponent on the road	at No. 14 Pittsburgh, 45-44 (12/05/09)
Beat a ranked opponent at the neutral site	vs. No. 25 vs. Virginia Tech (FedEx Field/09/29/12)
Beat back-to-back ranked opponents	10/30/08-11/08/08 #24 USF & @ #20 West Virginia
Lost to a ranked opponent at home	No. 16 Louisville, 31-24 (OT) (12/05/13)
Lost to a ranked opponent on the road	at No. 16/14 Louisville, 34-31 (OT) (10/26/12)
Lost to a ranked opponent at a neutral site	No. 5 Florida, 51-24 (01/01/10 - Allstate Sugar Bowl)
Lost to an unranked opponent at home	West Virginia, 24-21 (11/12/11 - Paul Brown Stadium)
Lost to an unranked opponent on the road	at USF, 26-20 (10/05/13)

SPECIAL SITUATIONS

Scored on the first play from scrimmage	George Winn 58-yard run from scrimmage vs. Pittsburgh (09/06/12)
UC shutout its opponent	at Miami (Ohio) (09/21/13 W 14-0)
UC was shutout	vs. No. 16 West Virginia (11/09/05, L 38-0)

RETURNS/SPECIAL TEAMS/DEFENSE

Returned a KO for a TD	Ralph David Abernathy IV, 90 yards (12/31/11 vs. Vanderbilt)
Returned a Punt for a TD	Mardy Gilyard, 53 yards (9/12/09 vs. SEMO)
Returned an INT for a TD	Adrian Witty, 41 yards, vs. Purdue (08/31/13)
Returned 2 INTs for TDs	2 vs. Akron (D. Battle-30 yards and C. Cheatham-53 yards) (9/17/11)
Recovered a fumble in endzone for a TD	Walter Stewart, fumbled by Johnny McEntee (12/03/11 vs. Connecticut)
Executed a successful onside kick	Kick by Mliano/Recovered by Morrison at Rutgers (11/16/13)
Returned a fumble for a TD	Deven Drane, 76 yards vs. Fordham (10/13/12)
Blocked a FG	Jordan Stepp vs. Rutgers (11/17/12 - 22-yard third quarter attempt)
Blocked a punt	Connor Barwin at Connecticut (10/25/08)

2013 UNIVERSITY OF CINCINNATI FOOTBALL

CINCINNATI RECORD ...


	2013	2012	2011	2010	2009	2008	2007	Since 2007
Overall	9-4	10-3	10-3	4-8	12-1	11-3	10-3	66-25
When playing at home	5-1	6-1	5-1	3-4	6-0	6-0	4-2	35-9
When playing on road	4-2	2-2	4-2	1-4	6-0	5-2	5-1	27-13
At Neutral Sites	0-1	2-0	1-0	0-0	0-1	0-1	1-0	4-3
When playing on natural grass	1-2	4-0	2-1	0-3	2-0	0-3	3-1	12-10
When playing on artificial turf	8-2	6-3	8-2	4-5	10-1	11-0	7-2	54-15
When playing during the day	6-2	4-1	7-3	1-4	8-0	3-2	4-1	33-13
When playing at night	3-2	6-2	3-0	3-4	4-1	8-1	6-2	33-12
When scoring first	7-0	8-1	6-2	3-3	9-0	10-2	6-2	49-10
When opponent scores first	2-4	2-2	4-1	1-5	3-1	1-1	4-1	17-14
When leading after first quarter	3-0	8-1	5-0	3-2	8-0	9-1	8-2	44-6
When trailing after first quarter	3-4	2-2	3-1	0-5	2-1	1-1	1-0	12-14
When tied after first quarter	3-0	0-0	2-2	1-1	2-0	1-1	1-1	10-5
When leading at halftime	8-0	8-1	7-0	3-0	10-0	9-1	9-1	54-3
When trailing at halftime	0-4	2-2	2-3	1-7	1-1	2-2	1-1	9-20
When tied at halftime	1-0	0-0	1-0	0-1	1-0	0-0	0-1	3-2
When leading after three quarters	8-1	10-1	6-0	4-0	11-0	10-0	10-0	59-2
When trailing after three quarters	0-3	0-2	2-2	0-8	1-1	1-3	0-2	4-22
When tied after three quarters	1-0	0-0	2-1	0-0	0-0	0-0	0-1	3-2
In overtime	0-1	0-1	0-0	0-0	0-0	1-0	0-0	1-2
When Cincinnati has more rushing yards	9-0	9-2	9-2	3-1	8-0	8-0	8-1	54-6
When opponent has more rushing yards	0-4	1-1	1-1	1-6	4-1	3-3	2-2	12-18
When Cincinnati rushes for 200 or more yards	3-0	7-1	3-0	3-0	3-0	2-0	3-0	24-1
When Cincinnati rushes for 150 or more yards	6-1	8-2	6-2	4-2	4-0	2-0	4-0	34-7
When Cincinnati holds opponent to 100 rushing yards or less	7-0	3-0	5-1	3-3	3-0	6-0	8-1	35-5
When Cincinnati holds opponent to 150 rushing yards or less	8-1	6-1	8-2	3-4	4-0	7-0	8-1	44-9
When Cincinnati has more passing yards	8-3	4-2	1-0	1-4	11-0	8-2	5-2	37-13
When opponent has more passing yards	1-1	5-1	9-3	3-5	1-1	3-1	5-1	27-13
When Cincinnati passes for 300 or more yards	5-2	2-0	1-0	1-3	7-0	3-0	3-2	22-7
When Cincinnati passes for 200 or more yards	8-3	8-2	6-2	3-4	5-0	4-2	10-2	44-14
When Cincinnati holds opponent to 150 passing yards or less	3-1	1-1	1-0	0-1	2-0	2-0	1-1	10-4
When Cincinnati holds opponent to 100 passing yards or less	2-0	0-0	1-0	0-0	0-0	1-0	1-0	5-0
When Cincinnati has more total yards	9-2	7-1	7-0	4-4	10-0	10-0	7-1	54-8
When opponent has more total yards	0-2	3-2	3-2	0-4	2-1	1-3	3-2	12-16
When Cincinnati has more first downs	9-1	5-1	7-0	4-3	7-0	6-1	7-1	45-7
When opponent has more first downs	0-3	5-2	3-3	0-5	5-1	3-2	3-2	19-18
When first downs are equal	0-0	0-0	0-0	0-0	0-0	2-0	0-0	2-0
When Cincinnati forces more turnovers	4-0	8-0	6-1	1-0	8-0	2-0	8-0	37-1
In games decided by three points or less	1-0	1-1	2-1	0-1	3-0	3-0	1-0	11-3
In games decided by seven points or less	2-2	1-3	3-1	0-1	0-0	5-0	2-3	13-10
In black jerseys	2-2	6-3	5-0	3-2	3-0	6-1	5-2	30-10
In white jerseys	4-2	4-0	5-2	1-4	7-1	4-2	5-1	30-11
In red jerseys	3-0	1-0	0-1	0-2	2-0	1-0	0-0	7-3




2014 CINCINNATI FOOTBALL

HISTORY

BEARCATS FOOTBALL HISTORY



THE 1924 BEARCATS



JONATHAN RUFFIN



CONNOR BARWIN

The University of Cincinnati football team, under the direction of 18-year veteran head coach Tommy Tuberville, will play its 127th season of football in 2014.

The Bearcats program dates to 1885 and ranks as one of the 10 oldest in major college football and following a 9-4 campaign in 2013, holds an all-time mark of 580-560-51.

UC has won a conference championship in four of the last six seasons and played in a bowl game in seven of the last eight years. The Bearcats have won 74 games over the last seven years, the most among the current American Athletic Conference.

In 2010, UC reached as high as No. 3 in all three major polls (Associated Press, USA Today, Bowl Championship Series).

UC's football program is one of the nation's oldest — only Rutgers (1869), Michigan (1879), Navy (1880), and Minnesota (1883), among NCAA Football Bowl Subdivision institutions, predate Cincinnati, which began the sport in 1885.

UC has been involved in several historic college football milestones starting with Dec. 8, 1888. That day, the Bearcats and Miami (Ohio) University engaged in the first college football game played in the state of Ohio, launching a rivalry that is tied for the oldest in the game among major universities — North Carolina vs. Wake Forest began playing that same year. The Battle for the Victory Bell is the fifth-most played rivalry series in college football.

A few years later in 1897, UC received an invitation to visit New Orleans to play a football game as a reward for a successful season. The game was a precursor to the current postseason football bowl games.

In the 1930s, a UC football player wore a device with his helmet to protect his broken nose. The device was a forerunner of the now standard face mask. The first soccer-style place kick was also attempted by a Bearcat, Hank Hartong, in the early 1960s.

Coaching luminaries have patrolled the sidelines at Cincinnati. College Football Hall of Fame coach Frank Cavanaugh began his 24-season career at UC. Sid Gillman, a member of the College and NFL Halls of Fame, was the architect of one of the top eras of Cincinnati football history. He directed the Bearcats to three conference titles and a pair of bowl game appearances during his six seasons (1949-54) before leaving for the professional ranks. Cincinnati, with Gillman developing the passing offenses which would make him successful in the pro ranks, became known for its aerial attack in the early 1950s. That notoriety continued long after his departure.

In 1968, the Bearcats were the nation's top passing team with quarterback Greg Cook leading the NCAA in total offense, while receiver/kicker Jim O'Brien captured the national scoring title. A year later, Cook earned Rookie of the Year honors as a Cincinnati Bengal, and two years later, O'Brien kicked the game-winning field goal for the Baltimore Colts in Super Bowl V. With more than 100 players advancing into the professional ranks and nine earning Super

Bowl wins, 41 earning all-America honors, and 11 garnering academic all-America recognition, Cincinnati football has clearly made an important impact on college football with its long history of accomplishments.

>> BOWL-CATS Cincinnati has been to 11 bowl games over the last 14 seasons and 15 in the program's 126 seasons. UC played in the first Bowl Championship Series game in school history, taking on Virginia Tech in the 75th FedEx Orange Bowl on Jan. 1, 2009.

>> ALL-AMERICA TRADITION Forty-one Bearcats have earned All-America recognition. Mike Woods garnered first-team honors in 1977, earning him an appearance on Bob Hope's television special. Punter Kevin Huber became the first two-time First-Team Associated Press all-American in UC history when he earned the honor in 2007 and 2008.

>> "THE TOE" Jonathan Ruffin received the Lou Groza Award as the nation's top kicker in 2000 after booting a record 26 field goals. He was presented the award by ESPN's Chris Fowler. Ruffin was also a consensus all-American that year.

>> TROPHY GAMES The Bearcats are involved in three trophy games. Cincinnati's annual clash with the Miami RedHawks is tied for the third-most-played series in college football history and the second-longest active rivalry in the FBS. The winner of the yearly fall battle claims the Victory Bell. The winner of the UC-Louisville contest takes home the Keg of Nails, while the winner of the UC-Pittsburgh game stakes claim to the recently created River City Rivalry Trophy. UC currently holds two of the three trophies.

>> UPSET CATS UC football has been dangerous to top teams over the years, knocking off the likes of No. 8 Wisconsin, 17-12, at home in 1999, going to defending national champion Penn State in 1983 and upending the Nittany Lions, 14-3, and dominating Virginia Tech, 16-0, in 1995 while allowing just 41 yards of offense. However, possibly the biggest upset in UC history came in 2006 as the Bearcats beat its highest-ranked opponent in Nippert Stadium history, blowing away then-No. 7 Rutgers, 30-11.

>> CHAMPIONSHIP FOOTBALL With a 66-25 record since the 2007 season, the Bearcats have become relevant on the national stage once again. In 2008, UC claimed the BIG EAST Conference title, the school's first outright conference crown since 1946. The Bearcats climbed as high as No. 12 in the Associated Press, and USA Today Top 25 polls on the way to a school-record 11 wins. In 2009, UC set a school-record with 12 wins, finished No. 3 in the final Bowl Championship Series rankings, won its second-straight BIG EAST crown, and played in the Allstate Sugar Bowl. The Sugar Bowl appearance closed out the school's first-ever string of four straight bowl appearances. In 2011, UC won its third BIG EAST crown in four years and finished ranked in both the final Associated Press and USA Today Coaches polls. In 2012, UC became the only FBS AQ school in the country to win its fourth conference title over the past five years. The Bearcats played in the Belk Bowl in 2012 and 2013, marking bowl appearances in seven of the past eight seasons.

1885 UC fielded its first football team under the organization of Arch Carson, who served as the first coach. The team won a pair of games over a club from neighboring Mt. Auburn.

1888 Cincinnati and Miami faced off in Oxford for the first college football game in the state of Ohio. The game ended in a scoreless tie but launched a rivalry that is tied for the honors of being the oldest among major college schools.

1897 Following a 7-1-1 season--the lone loss was to the fabled Carlisle Indians--Cincinnati was invited to celebrate New Years in New Orleans and play a contest against the host Southern Athletic Club. A day after their victory, the Bearcats accepted a challenge from LSU and also defeated the Tigers.

1898 Frank Cavanaugh, immortalized as the Iron Major, began his head coaching career at Cincinnati. He was elected to the National Football Foundation Hall of Fame at the conclusion of his illustrious career.

1901 Cincinnati played its first home game at the current site of Nippert Stadium, defeating Hanover, 18-0.

1912 Cincinnati scored a school-record 124 points in a shutout win over Transylvania. Ike Stewart and Bob Heuck each tallied six TDs and Alonzo Wells kicked 12 PATs, all UC records.

1914 Cincinnati teams first used the nickname Bearcats.

1915 Construction began on permanent stadium seating and facilities.

1922 George McLauren, another UC mentor to be elected to the College Football Hall of Fame, began his four-season tenure as UC's head coach.

1923 Nippert Stadium was the site of the first night football game in the Midwest as Cincinnati defeated Kentucky Wesleyan, 17-0. In the season-ending game vs. Miami, Jimmy Nippert sustained a spike wound and died a month later of blood poisoning. His grandfather, James Gamble, donated the money needed to finish the stadium construction.

1924 Nippert Stadium was dedicated.

1933 UC won the first of two straight Buckeye Athletic Association titles.

1934 UC played its first Homecoming game, defeating Marshall, 7-0.

1935 The Bearcats' first NFL players, Bill Feldhaus (Detroit) and Ray Nolting (Chicago), lead UC to a 7-2 record before embarking on their pro careers.

1942 UC hosted No. 2 Georgia at Nippert Stadium. The Bulldogs won, 35-13, and won the Rose Bowl a few months later. The other lone blemish on UC's 8-2 record was to Sugar Bowl victor Tennessee.

1943-44 Football suspended due to World War II.

1946 Cincinnati defeated defending Big 10 Conference champion Indiana in the season opener en route to a 9-2 record. The season was capped by the Bearcats' first bowl appearance. UC defeated Virginia Tech, 18-6, in the Sun Bowl.

1947 UC won its first Mid-American Conference championship. The Bearcats won four crowns in their six-year association with the league.

1949 Sid Gillman took over as head coach and promptly piloted UC to a Mid-American Conference title and a win over Toledo in the Glass Bowl. Tom O'Malley's 1,617 passing yards led the nation.

1950 The Bearcats advanced to the Sun Bowl but are edged by West Texas State, 14-13.

1951 UC posted an all-time best record of 10-1. Gene Rossi and Bob Stratton became the first Bearcats to earn all-America recognition.

1953 Cincinnati led the nation in both total offense (409.5 yards per game) and total defense (184.3), a feat accomplished by only three other teams in college football history.

1954 Sid Gillman left for the Los Angeles Rams after directing UC to an 8-2 ledger. In six seasons under the eventual college and pro hall of fame coach, the Bearcats posted a 50-13-1 record and won three Mid-American Conference titles.

1956 UC led the nation in punt return average, averaging 17.7 yards per return.

1959 Dave Canary became the first of 11 Bearcats to earn academic all-America honors. Canary eschewed pro football possibilities to pursue a successful acting career and became a regular in several TV series. Teammates Jack Lee and Jim Leo were named MVP of the Senior Bowl and College All-Star games, respectively.

1963-64 Cincinnati won back-to-back Missouri Valley Conference titles under Chuck Studley, who went on to become head coach of the Houston Oilers. UC compiled a 14-6 record during those two seasons.

1968 Cincinnati led the nation in passing offense, averaging 335.8 yards per game. Greg Cook led the nation in total offense, amassing 3,210 yards, while receiver/kicker Jim O'Brien was the nation's leading scorer with 142 points.

1970 Bob Bell became the second Bearcat in as many seasons to be a first-round selection in the NFL Draft.

1976 Cincinnati defeated Arizona State and Vanderbilt en route to a 9-2 ledger. Co-Captain Mike Woods earned first-team all-America honors and was a second-round draft pick by the Baltimore Colts.

1983 UC opened the season with a 14-3 upset of defending national champion Penn State at Beaver Stadium.

1985 The Bearcats upset a pair of 1984 bowl teams, Virginia Tech and Boston College.

1986 UC hosted the No. 1 Miami Hurricanes at Nippert Stadium. The Hurricanes validated its ranking with a 45-13 win.

1992 Nippert Stadium reopened to full use following an extensive renovation. The Bearcats hosted No. 8 Penn State in the season opener, and nearly pulled off the upset before falling, 24-20.

1995 Robert Tate led the nation in kickoff return average, averaging 34.3 yards on 15 returns. Tate was named both Offensive and Special Teams MVP in Conference USA.

1996 Cincinnati began competition in Conference USA. The Bearcats posted back-to-back crowds of 30,729 for Kentucky and 30,887 for Miami University, breaking the old stadium attendance record.

1997 Cincinnati ended a draught of 47 seasons without a bowl game appearance when it was selected to play in the inaugural Humanitarian Bowl. The Bearcats defeated Utah State, 35-19, to finish the year at 8-4.

1999 Cincinnati upset No. 8 Wisconsin, 17-12 in Nippert Stadium.

2000 UC won five of its last six games to finish second in Conference USA and earn a bid to play Marshall in the Motor City Bowl. Jonathan Ruffin became a first consensus first-team all-America choice and received the 2000 Lou Groza Award after leading the nation in field goals.

2001 The Bearcats opened the season against No. 25 Purdue in front of a sellout Nippert Stadium crowd. UC won its first four league games en route to a second-place finish in Conference USA and second straight trip to the Motor City Bowl. Quarterback Gino Guidugli is named the C-USA Freshman of the Year after setting school and league freshman records by throwing for 2,573 yards and 16 touchdowns.

2002 Cincinnati set school and Conference USA single-game attendance marks when 66,319 packed Paul Brown Stadium to see UC play eventual national champion Ohio State. UC won its final five league games to claim a share of the C-USA title, its first league championship since 1964. Quarterback Gino Guidugli threw for 3,543 yards, one of five season records set by the sophomore. UC earned a bowl bid for a record third straight year, playing in the New Orleans Bowl.

2004 The Bearcats recovered from a 2-4 start to win five of their last six games, including a convincing 52-24 victory over No. 21 Southern Miss. UC was selected for the Fort Worth Bowl where the Bearcats defeated Marshall, 32-14.

2005 Cincinnati began play in the BIG EAST Conference

2006 The Bearcats posted a 7-5 regular-season mark, playing a schedule that featured five teams ranked in the Top 10 at the time they faced UC. After a couple of near misses against those ranked foes, UC downed No. 7 Rutgers, 30-11, before a national television audience. Cincinnati earned a berth in the inaugural International Bowl in Toronto, Ont. The UC squad earned a 27-24 win over Western Michigan.

2007 The program equaled the school single-season record for wins, posting a 10-3 record and earning a No. 17 ranking in the final Associated Press poll. It marked the first time UC ended the season among the nation's Top 25 programs. Three Bearcats earned all-America honors, including punter Kevin Huber, who was the school's second consensus selection.

2008 The Bearcats had a banner season that included 11 wins, the program's first BIG EAST Conference Championship, a final ranking of No. 17 in both the Associated Press and USA Today Top 25 polls, and a Bowl Championship Series appearance in the 75th FedEx Orange Bowl on Jan. 1, 2009. Five UC players earned all-America honors while punter Kevin Huber became the first two-time First Team Associated Press all-America selection in school history.

2009 Cincinnati ran off a school-record 12-straight wins, achieved a best-ever ranking of No. 3 in the country (AP/USA Today/BCS) and won its second-straight BIG EAST Conference Championship before falling to Florida in the 2010 Allstate Sugar Bowl. Wide receiver Mardy Gilyard re-wrote parts of the UC record book on the way to earning AFCA First-Team All-America honors.

2010 In 2010, the Bearcats led the BIG EAST in scoring offense (27.1 ppg), total offense (417.3 ypg), passing offense (260.7 ypg), first downs (21.9 pg), third-down conversions (45.6 pct.), and touchdown passes (27). Wide receiver Armon Binns and quarterback Zach Collaros were both First-Team All-BIG EAST selections while five other teammates earned All-BIG EAST honors. Nineteen players were named Academic All-BIG EAST and John Goebel earned the 2010 American Eagle Outfitters BIG EAST Football Scholar-Athlete of the Year award.

2011 UC was the most improved NCAA FBS AQ team in 2011, finishing with a 10-3 mark, a Top-25 final ranking, winning its third BIG EAST Conference title in four years and knocking off SEC foe Vanderbilt in the 2011 AutoZone Liberty Bowl, the program's first bowl win over a BCS opponent. Eight student-athletes earned All-BIG EAST accolades in 2011, including BIG EAST Offensive Player of the Year Isaiah Pead and BIG EAST Co-Defensive Player of the Year Derek Wolfe. Wolfe, a senior defensive tackle, earned spots on five All-America teams and JK Schaffer was named the 2011 American Eagle Outfitters BIG EAST Football Scholar-Athlete of the Year.

2012 UC closed out its sixth 10-win season in 125 years of football. The Bearcats were one of only four NCAA FBS AQ programs to have won 10 games in five of the past six seasons, joining Alabama, Oklahoma and Oregon. UC also won its fourth conference championship in the past five seasons and earned a victory over Duke in a thrilling come-from-behind effort in the 2012 Belk Bowl.

2013 UC had the most prolific offense in school history leading the newly formed American Athletic Conference in total offense (472.1) and rushing offense (168.3) with the offense totaling a school-record 6,137 yards. The Bearcats' defense was one of the best in the country, ranking in the top 10 nationally in both rushing defense (6th, 104.5 ypg) and total defense (9th, 315.6 ypg). Nine student-athletes earned all-conference honors. Academically, UC posted a team GPA of 2.989 in the winter of 2014, with 55 student-athletes achieved a 3.0 or higher GPA, with 20 Bearcats on the Dean's List for achieving a 3.4 GPA or above.

BOWL HISTORY



Cincinnati's proud football history includes a number of firsts, possibly including the first postseason bowl game.

The NCAA Official Football Records recognizes the Rose Bowl, which was started in 1902, as being the first collegiate bowl game. A manuscript written by former UC athletic director Bill Schwarberg points to a bowl appearance by Cincinnati that pre-dates the Rose Bowl by five years.

Schwarberg, who played for the Bearcats from 1933-36 and served as interim Director of Athletics in 1976, cited a record in the University's McMicken Review. It indicated that following the 1897 season, Cincinnati became the first institution from Ohio to make a trip south to play in a postseason game.

Cincinnati posted a 7-1-1 record that year, which included a 34-0 win over Ohio State. The lone team to beat UC was the powerful Carlisle Indians.

Shortly after Thanksgiving, management of the Cincinnati team received an invitation from the Southern Athletic Club to play a game in New Orleans on New Year's Day. A travel party of 14, which included the substitutes and the coach and manager, departed for New Orleans on Dec. 30 where they were hosted by the Southern Athletic Club. Accounts of the game have UC winning with ease by a score of 16-0.

At a victory party that evening, players from Louisiana State challenged the Bearcats to a game the next day in Baton Rouge. UC accepted the challenge and overwhelmed the LSU team, 28-0. Accounts of the trip describe lavish entertainment provided during the trip.

If this was indeed UC's first bowl game, it was 49 years before the Bearcats again experienced postseason play.

The post-World War II influx of veterans into colleges rejuvenated college athletics, and with that came a surge of new bowls. Cincinnati capped a successful 1946 season with a trip to the Sun Bowl in El Paso, Texas. There, the Bearcats defeated Virginia Tech, 18-6.

UC made appearances in the Glass Bowl in Toledo in 1949 and returned to the Sun Bowl at the

end of the 1950 campaign.

Cincinnati then went 47 years without a bowl appearance. That drought was broken when the Bearcats played in the inaugural Humanitarian Bowl in Boise, Idaho in 1997.

With Conference USA developing alliances with five bowls, the Bearcats made three straight bowl appearances in 2000, 2001 and 2002--the first two in the Motor City Bowl in Detroit and the third in the New Orleans Bowl.

In 2004, UC was selected to represent Conference USA in the PlainsCapital Fort Worth Bowl, the Bearcats' fourth bowl appearance in the past five years. UC defeated Marshall, 32-14, in that contest.

After the 2006 season, Cincinnati earned its first BIG EAST Conference bowl appearance after knocking off Connecticut in the season finale. In unusual circumstances following Mark Dantonio and his staff's departure to Michigan State before the bowl game, UC hired Brian Kelly from Central Michigan who came in and in just 34 days prepared UC and defeated Western Michigan University, 27-24, in the inaugural International Bowl in Toronto, Ontario.

Following a 9-3 regular season in 2007, the Bearcats earned victory number 10 in the Papajohns.com Bowl with a 31-21 win against former Conference USA foe Southern Mississippi.

UC made history again in 2008, following a school-record 11 wins in the regular season and the programs' first BIG EAST Championship. The Bearcats earned their first ever trip to a Bowl Championship Series Game, taking on Virginia Tech in the 75th FedEx Orange Bowl.

The Bearcats followed up their 2008 successes by winning their second-straight BIG EAST Championship in 2009 after a perfect 12-0 regular season. Climbing to No. 3 in the final Bowl Championship Series rankings, UC earned a spot in the 2010 Allstate Sugar Bowl against the Florida Gators, coached by UC alum Urban Meyer.

UC has an 8-7 all-time bowl record and has played in the postseason in four of the past five seasons, including back-to-back victories in the Liberty (2011) and Belk (2012) bowls.

UC BOWLS GAME-BY-GAME

BOWL	LOCATION	DATE	OPPONENT	RESULT
Sun Bowl	El Paso, Texas	Jan. 1, 1947	Virginia Tech	W, 18-6
Glass Bowl	Toledo, Ohio	Dec. 3, 1949	Toledo	W, 33-13
Sun Bowl	El Paso, Texas	Jan. 1, 1951	West Texas A&M	L, 14-13
Humanitarian Bowl	Boise, Idaho	Dec. 29, 1997	Utah State	W, 35-19
Motor City Bowl	Pontiac, Mich.	Dec. 27, 2000	Marshall	L, 25-14
Motor City Bowl	Pontiac, Mich.	Dec. 29, 2001	Toledo	L, 23-16
New Orleans Bowl	New Orleans, La.	Dec. 17, 2002	North Texas	L, 24-19
PlainsCapital Fort Worth Bowl	Fort Worth, Texas	Dec. 23, 2004	Marshall	W, 32-14
International Bowl	Toronto, Ontario	Jan. 6, 2007	Western Michigan	W, 27-24
Papajohns.com Bowl	Birmingham, Ala.	Dec. 22, 2007	Southern Mississippi	W, 31-21
FedEx Orange Bowl	Miami, Fla.	Jan. 1, 2009	Virginia Tech	L, 20-7
Allstate Sugar Bowl	New Orleans, La.	Jan. 1, 2010	Florida	L, 51-24
Autozone Liberty Bowl	Memphis, Tenn.	Dec. 31, 2011	Vanderbilt	W, 31-24
Belk Bowl	Charlotte, N.C.	Dec. 27, 2012	Duke	W, 48-34
Belk Bowl	Charlotte, N.C.	Dec. 29, 2013	North Carolina	L, 39-17
ALL-TIME BOWL RECORD				8-7





The University of Cincinnati has been well-represented on the lists of professional and college coaching greats, a legacy which continues into 2014 with a proliferation of former Bearcats mentors, assistant coaches and players in the NFL, CFL and major university ranks.

Sid Gillman has long been the standard-bearer for Bearcat coaching greats. Gillman, whose 50-13-1 record in his six seasons in the late 1940s and early 1950s is one of the winningest marks at UC, is one of the few coaches to earn induction into both the college and professional football halls of fame. His UC success vaulted him into the NFL, with the Los Angeles Rams.

Two other members of the College Football Hall of Fame, Frank Cavanaugh and George Little, launched their head coaching careers at UC. Cavanaugh, the legendary "Iron Major" for his accomplishments as a coach and war hero at Army, in 1898, and Little, who earned fame at Michigan and Wisconsin, in 1914-15. Former UC assistants Dick MacPherson and Don Nehlen are also in the College Football Hall of Fame. MacPherson, a UC assistant in the early 1960s, concluded a distinguished career at Syracuse. Nehlen, on the 1963 UC staff, was West Virginia's winningest coach following his 21 seasons there.

One-time Bearcats mentors Homer Rice (1967-68), and Chuck Studley (1961-66) were NFL head coaches at Cincinnati and Houston, respectively, as were former assistants Leeman Bennett (Atlanta) and Jack Faulkner (Denver).

Nick Skorich, a member of the UC Athletic Hall of Fame for his football prowess in the 1940s, was head coach of the Philadelphia Eagles and Cleveland Browns.

Numerous former UC players or assistants went on to head coaching jobs in the college or NFL ranks and a trio of former Bearcats assistants, John Harbaugh (Baltimore Ravens), Rex Ryan (New York Jets), and Mike Tomlin (Pittsburgh Steelers) are current NFL head coaches. Harbaugh was a UC assistant from 1989-96, Ryan from 1996-97, and Tomlin was on the UC staff from 1999-2000.

Harbaugh has assistants on his staff with UC ties. Jerry Rosburg (1992-95) is in Baltimore as the Assistant Head Coach/Special Teams and has coached in the NFL for over 10 years. Don Martindale (1997-98), a former UC defensive line coach, joined the Ravens staff in 2012 coaching the inside linebackers and senior offensive assistant Craig Ver Steeg was on the UC staff from 1990-93 and has coached nearly 30 years at all levels of football. Chris Hewitt was defensive back for UC from 1993-96 and is Harbaugh's assistant defensive backs coach.

The Tampa Bay staff features former UC letterwinner in offensive line coach George Warhop (1981-82). Warhop, a center during his time at UC, has coached in the NFL for 17 seasons during stints for the Cleveland Browns, Arizona Cardinals, Dallas Cowboys, and St. Louis Rams.

Bill Davis, a quarterback at UC (1985-88) is a 22-year veteran as an NFL assistant, currently serving as defensive coordinator of the Philadelphia Eagles. He previously was a coordinator for the Arizona Cardinals and San Francisco 49ers. Eagles inside linebackers coach Rick Minter was UC's head coach from 1994-2003 and Philly's defensive backs coach John Lovett coached for 35 years in the college ranks, including two stops at Cincinnati (1989-92, 2013) before heading to the NFL.

Three more recent UC student-athletes, Blue Adams (1998-02), Sam Barnes (1993-96) and Chris Hewitt (1993-96), are on staff for Miami, Denver and Baltimore, respectively.

Arizona has a trio of former Bearcats coaches on its sidelines with special teams coordinator Amos Jones (1999-2002), assistant OL coach Larry Zierlein (1997-2000) and tight ends coach Rick Christophel (1983). Zierlein won Super Bowl XLII I with the Pittsburgh Steelers in 2008. Christophel was the head coach at Austin Peay from 2007-12.

Former UC aide Bill Sheridan (1989-91) is the linebackers coach for the Detroit Lions after serving two seasons as defensive coordinator for the Tampa Bay Buccaneers.

Dan Roushar (2005-06) is a 29-year coaching veteran entering his second season as running backs coach of the New Orleans Saints

Former defensive coordinator Mark Duffner (1977-80) was a collegiate head coach at Holy Cross and Maryland before coaching in the NFL for the Cincinnati Bengals and Green Bay Packers. He is currently the Miami Dolphins linebackers coach. Kevin Coyle (1978-79) is the Dolphins' defensive coordinator.

Paul F. Boudreau (1998-99) is St. Louis' assistant special teams coach, Paul Dunn (1994-95) is Houston's offensive line coach, Jeff Fitzgerald (1985) is a 20-year veteran who is the linebackers coach in Indianapolis and Mike Solari (1981-82) is the offensive line coach in San Francisco.

In Canada, former Bearcats player and coach Dave Ritchie directed British Columbia and Winnipeg to Grey Cup titles, the Canadian Football League's Super Bowl, and former UC quarterback Danny Barrett spent six years as the head coach of the Saskatchewan Roughriders (2000-06). Barrett is now the running backs coach at UCF.

Bob Wylie has four decades of coaching football under his belt that includes 18 years at the professional level. He coached at UC in the mid 1990s and spent time as the Oakland Raiders offensive line coach. He currently is the offensive line coach for the Winnipeg Blue Bombers in the Canadian Football League and formerly worked for Blesto and consulted with EA Sports on the Madden Football video game franchise.

UC's representation in the college coaching ranks is highlighted by a trio of former assistants. Paul Dietzel, an aide to Gillman in 1949-50, directed LSU and its namesake Chinese Bandits defense to the national title in 1958 and later coached at Army and South Carolina. Other UC assistants to garner head coaching positions include Foge Fazio (Pittsburgh), Duffner (Holy Cross, Maryland), Joker Phillips (Kentucky), Charley Molnar (UMass), Chuck Stobart (Toledo, Utah, Memphis), Don Treadwell (Miami OH), Lou West (Indiana State), TJ Wiest (UConn) and Ron Zook (Florida, Illinois).

Joe Morrison, a standout as a Bearcats player and later for the New York Giants in the NFL, achieved similar success during his 15 seasons as a major college head coach at Tennessee-Chattanooga, New Mexico and South Carolina.. His grandson Max is a junior wide receiver on UC's 2014 squad.

Urban Meyer, a Bearcat in the mid-1980s and later a student assistant coach, carved out an impressive career at Florida following successful stints at Bowling Green and Utah, spent a year as a college football analyst for ESPN and is now the head coach at Ohio State.

Five former UC assistants are current head coaches at the collegiate level, including Kim Dameron (Eastern Illinois), Bob Diaco (UConn), Dan Enos (Central Michigan), Jimbo Fisher (Florida State) and Jeff Quinn (Buffalo).

Several former UC assistants are coordinators at NCAA FBS schools including former UC letterwinner Mike Bajakian (OC Tennessee), Dave Baldwin (OC Colorado State), Tim Banks (DC Illinois), Tyson Helton (OC Western Kentucky), Greg Hudson (DC Purdue), John Jancek (DC Tennessee), William Inge (Co-DC Indiana), Art Kaufman (DC Cal) and Pat Narduzzi (DC Michigan State).

Some former players in coaching roles include UC James P. Kelly Athletics Hall of Fame QB Gino Guidugli, the running backs coach for Enos at Central Michigan and All-American DB Mike Mickens is the defensive backs coach at Bowling Green.

Former UC letterwinner Dana Bible just wrapped up a storied career as a collegiate assistant, with his last stop coming as the OC at NC State.

Tom Rossley, who set many UC receiving records, spent nearly four decades in the coaching ranks at the college and NFL levels, including a stint as head coach at SMU and six seasons as the offensive coordinator for the Green Bay Packers. He most recently was the quarterbacks coach at Texas A&M.



UC's home field since 1901, Carson Field at Nippert Stadium is the venerable home of the University of Cincinnati football team and provides the Bearcats with one of the best home-field environments in college football.

Construction on an \$86-million, privately funded Nippert Stadium Renovation & Expansion began in mid-December 2013 and be completed in August of 2015.

The expanded renovation focuses on both the east and west side of the stadium and will increase the stadium's capacity to approximately 40,000. On the west side, a new press box structure will be built, adding suites, scholarship club seats and loge boxes/patio suites. The west concourse will also be renovated, including concession stands and restrooms. Changes on the east side include expanded concessions and restroom offerings, including the building of skywalks to connect the upper deck with the gameday plaza on O'Varsity Way.

The new west-side structure will be approximately one and one-half stories taller than the current press box and approximately 130 yards long. The curvature of the facility will match that of the upper deck on the east side of the stadium and contain four levels; a press and operations level, suite level, scholarship club level, and patio suites mezzanine level.

UC will play the 2014 season downtown at Paul Brown Stadium and return to Nippert for the 2015 season, the 100th anniversary of original construction on the facility.

Working in conjunction with the University of Cincinnati Office of Planning, Design and Construction, the Architect of Record for the project is Heery International. Heery's sports facilities specialists have completed more than 220 stadium and arena projects worth more than \$3 billion. Architecture Research Office will serve as the design architect. Architecture Research Office (ARO) is the New York City firm whose work includes projects at the University of Michigan, Brown University and Princeton University. The construction manager will be Turner Construction Company, a North America-based, international company, whose work includes projects at the University of Florida, Massachusetts Institute of Technology and Yale University.

Construction began on Nippert Stadium in 1916 and was completed in 1924. UC has used the Nippert site as a playing field since 1901, making it the second-oldest playing site in the nation for college football behind Penn's Franklin Field (1895).

Among NCAA FBS schools, Nippert is the third-oldest stadium still in use, behind Bobby Dodd Stadium (Georgia Tech - 1913), Davis Wade Stadium (Mississippi State - 1914) and ahead of Wisconsin's Camp Randall Stadium, which was built in 1917.

USA Today named Nippert as the best home-field venue in the BIG EAST Conference and ESPN's Scott Van Pelt cited Nippert as a "one of the gems of college football".

Through numerous renovations, the structure situated in the middle of the Clifton campus has retained its early-century brickwork, wrought iron gates, and trim giving Nippert a comfortable old-time stadium charm and appeal, while remaining a classic showplace for college football. On Aug. 31, 2013, standing-room only crowd of 36,007 filled the stadium for the Bearcats' 42-7 win over Purdue in the 2013 season opener, setting the stadium's all-time attendance record.

Prior to the 2013 season, UBU Sports' Speed Series S5-M synthetic turf system was installed as the playing surface at Nippert, the same product used at Paul Brown Stadium, the Mercedes-Benz Superdome in New Orleans and the Metrodome in Minneapolis, Minn. and MetLife Stadium in New Jersey, the home field of the New York Giants, New York Jets and Super Bowl XLVIII.

The stadium's field orientation was shifted slightly north and west to even out the sideline areas and add a run-off area around the south endzone.

The last major renovation occurred in 2005 when a new, permanent grandstand added new and improved seating in the North endzone. Underneath the structure are new game locker rooms

for both the Bearcats and the visiting team. The scoreboard features a new video board, nearly twice as large as the previous display.

The stadium's founder was Arch Carson, who as captain and principal organizer played a significant role in starting football on the UC campus in 1885. In 1901 as physical director of the university, Carson guided the construction of the field which was later named for him -- the playing surface is still called Carson Field.

In 1916, construction began on a permanent brick-and-concrete stadium structure, which was completed, section-by-section, as funds were raised.

During the season-ending clash with rival Miami (Ohio) in 1923, Jimmy Nippert sustained a spike wound injury and died a month later from blood poisoning. His grandfather, James N. Gamble of Procter and Gamble, provided the funds needed to complete the horseshoe-shaped structure, and the James Gamble Nippert Memorial Stadium was dedicated on Nov. 8, 1924.

In 1936, the playing field was lowered 12 feet to allow spectator seating to increase to 24,000. The Reed Shank Pavilion was added in 1954 to bring the capacity to 28,000. In 1991, the capacity was upped to 35,000 through extending the upper deck, now called the Herschede-Shank Pavilion, and a new pressbox was constructed.

Artificial turf was first installed in 1970 and in 2000, the stadium became one of the first in the U.S. to utilize FieldTurf, a grass-like synthetic surface.

The stadium served as home for the American Football League expansion team, the Cincinnati Bengals, in 1968 and 1969, while their eventual permanent home at Riverfront Stadium was being constructed.

Along with this, the stadium has served as a venue for concerts by Britney Spears, Michael Jackson, NSYNC, Janet Jackson, KT Tunstall, The North Mississippi All-Stars, The Roots, the Cincinnati Opera Company and many more.

On November 2, 2008, President Barack Obama held a campaign rally at Nippert two days before the 2008 Presidential Election to an estimated 27,000 attendees.

For more information on the Nippert Stadium Renovation & Expansion Project, please visit www.GoBEARCATS.com/nippert.

TOP-10 CROWDS IN NIPPERT HISTORY

ATT	DATE	OPPONENT	RESULT
36,007	8/31/13	Purdue	W, 42-7*
35,106	11/27/09	Illinois	W, 49-36*
35,105	11/13/09	West Virginia	W, 24-21*
35,100	11/07/09	Connecticut	W, 47-45*
35,099	10/24/09	Louisville	W, 41-10*
35,098	11/22/08	Pittsburgh	W, 28-21*
35,097	10/06/12	Miami (Ohio)	W, 52-14
35,097	11/17/07	West Virginia	L, 28-23*
35,097	10/13/07	Louisville	L, 28-24*
35,097	09/22/07	Marshall	W, 40-14*
35,097	09/02/01	Purdue	L, 19-14*
34,603	11/29/08	Syracuse	W, 30-10

*-Sellouts



2014 CINCINNATI FOOTBALL

RECORDS

2014 UNIVERSITY OF CINCINNATI FOOTBALL

ALL-TIME LEADERS

ALL-TIME PASSING LEADERS

	Player	Att.	Comp.	Yards	Pct.	TDs	Ints
1.	Gino Guidugli (2001-04)	1,556	880	11,453	.566	78	48
2.	Danny McCoin (1984-87)	899	544	6,801	.605	39	26
3.	Zach Collaros (2008-11)	783	485	6,278	.619	51	26
	Deontey Kenner (1997-00)	922	498	6,278	.540	31	37
5.	Tony Pike (2007-09)	682	421	5,018	.617	49	20
6.	Greg Cook (1966-68)	655	332	4,906	.507	34	35
7.	Lance Harp (1991-93)	788	397	4,803	.504	33	33
8.	Brendon Kay (2008-13)	541	354	4,647	.654	32	14
9.	Dustin Grutza (2005-08)	646	388	4,476	.601	29	25
10.	Danny Barrett (1979-82)	658	352	4,407	.535	27	37

ALL-TIME RUSHING LEADERS

	Player	Att.	Yds.	Avg.	TDs
1.	Reggie Taylor (1983-86)	876	4,242	4.84	24
2.	DeMarco McCleskey (1998-02)	777	3,487	4.49	37
3.	Isaiah Pead (2008-11)	545	3,288	6.03	27
4.	Allen Harvin (1978-82)	593	2,998	5.06	15
5.	David Small (1991-93)	630	2,963	4.70	31
6.	Robert Cooper (1996-99)	561	2,786	4.97	16
7.	James Bettis (1978-81)	533	2,498	4.69	8
8.	Al McKinney (1985-88)	480	2,223	4.63	12
9.	Reggie Harrison (1971-73)	484	2,197	4.54	25
10.	Richard Hall (2002-04)	454	2,053	4.52	17

ALL-TIME SCORING LEADERS

	Player	TDs	PATs	FGs	Pts.
1.	Jacob Rogers (2007-10)	0	186	51	339
2.	Jonathan Ruffin (1999-02)	0	129	62	315
3.	Tony Miliano (2011-)	0	152	41	275
4.	DeMarco McCleskey (1998-02)	41	0	0	248
5.	Jim O'Brien (1967-69)	21	61	20	247
6.	Steve Schultz (1976-79)	0	98	35	203
7.	Eric Richards (1994-97)	0	79	35	202
8.	Isaiah Pead (2008-11)	33	0	0	198
	David Small (1991-93)	33	0	0	198
10.	Mardy Gilyard (2005-09)	31	0	0	186

ALL-TIME RECEIVING LEADERS (Receptions)

	Player	No.	Yds.	Avg./C	TDs
1.	Mardy Gilyard (2005-09)	204	3,003	15.5	25
	Dominick Goodman (2005-08)	204	2,512	12.3	22
	LaDaris Vann (1999-02)	204	2,483	12.2	14
4.	Anthony McClung (2010-13)	175	2,378	13.4	15
5.	D.J. Woods (2008-11)	152	2,156	13.6	14
6.	Armon Binns (2007-10)	138	2,008	14.6	21
7.	Tye Keith (1999-02)	135	1,832	13.6	9
8.	Marcus Barnett (2007-10)	127	1,567	12.3	17
9.	Marlon Pearce (1990-92)	125	2,096	16.8	12
10.	Roosevelt Mukes (1985-88)	111	1,350	12.2	13

ALL-TIME INTERCEPTION LEADERS

	Player	No.	Yds.	Avg.	TDs
1.	Mike Mickens (2005-08)	14	296	21.1	3
2.	DeAngelo Smith (2005-08)	12	179	14.9	2
	Blue Adams (1998-02)	12	177	14.8	2
	Jocelyn Brogella (1990-93)	12	263	21.9	0
5.	Ed Bolis (1970-72)	11	80	7.3	0
6.	Daven Holly (2001-04)	9	58	6.4	1
	Doug Monaghan (2001-04)	9	49	5.4	0
	Zach Norton (2000-03)	9	107	11.9	2
	Sam Garnes (1993-96)	9	157	17.4	0
	Keith Jenkins (1975-76)	9	173	19.2	1
	Billy Hunter (1970-72)	9	63	7.0	0
	Don Fritz (1951-53)	9	83	9.2	

ALL-TIME SACKS LEADERS

	Player	QB Sacks
1.	Antwan Peek (1998-2002)	27.0
2.	Andre Frazier (2001-04)	22.5
3.	Anthony Hoke (2004-07)	22.0
4.	Derek Wolfe (2008-11)	19.5
5.	Trent Cole (2002-04)	18.5
6.	Nate Dingle (1990-93)	18.0
	George Jamison (1980-83)	18.0
8.	Walter Stewart (2008-12)	17.5
9.	Dan Giordano (2008-12)	16.5
	Terrill Byrd (2005-08)	16.5

ALL-TIME TACKLES LEADERS

	Player	Solos	Asst.	Total
1.	Karl Woods (1977-80)	211	291	502
2.	Phillip Curry (1994-97)	268	219	487
3.	Brad Jackson (1994-97)	216	176	392
4.	Mike Brookins (1979-81)	190	166	356
5.	Alex Gordon (1983-86)	160	192	352
6.	Hassan Champion (1995-98)	184	167	351
	Joe Olding (1979-82)	176	175	351
8.	Doug Monaghan (2001-04)	200	138	338
9.	JK Schaffer (2008-11)	182	155	337
10.	DeJuan Gossett (1997-00)	222	105	327

ALL-TIME TACKLES FOR A LOSS LEADERS

	Player	TFLs
1.	Antwan Peek (1998-2002)	56.0
2.	Trent Cole (2002-04)	48.0
3.	Nate Dingle (1990-93)	46.0
4.	Phillip Curry (1994-97)	45.0
5.	Andre Frazier (2001-04)	44.5
6.	Terrill Byrd (2005-08)	42.0
7.	Alex Gordon (1983-86)	38.0
8.	Derek Wolfe (2008-11)	37.0
	George Jamison (1980-83)	37.0
10.	Andrew Stewart (1986-88)	36.0

ALL-TIME KICKOFF RETURN LEADERS

	Player	No.	Yds.	Avg.	TDs
1.	Mardy Gilyard (2005-09)	93	2,657	28.6	4
2.	Ralph David Abernathy IV (2011-)	87	2,186	25.1	1
3.	Brian Jenkins (1990-93)	62	1,506	24.3	0
4.	Dominick Goodman (2005-08)	55	1,199	21.8	0
5.	Robert Tate (1993-96)	41	1,083	26.4	1
6.	Lloyd Pate (1966-68)	50	994	19.9	1
7.	Al McKinney (1985-88)	49	985	20.1	0
8.	Joe Abrams (1988-92)	44	870	19.8	0
9.	Dick James (1970-72)	38	837	22.0	1
10.	Bobby Brown (1989-90)	41	823	20.1	0

ALL-TIME PUNT RETURN LEADERS

	Player	No.	Yds.	Avg.	TDs
1.	Tinker Keck (1997-99)	68	804	11.8	4
2.	Gene Gibson (1949-50)	37	760	20.5	5
3.	Robert Tate (1993-96)	73	637	8.7	0
4.	Tom Marvaso (1974-75)	73	575	7.9	2
5.	Billy Hunter (1970-72)	55	473	8.6	1
6.	Lamont Patterson (1979-82)	60	443	7.4	0
7.	Dom Del Bene (1951-53)	38	396	10.4	1
8.	D.J. Woods (2008-11)	45	375	8.3	0
9.	Charley Bland (1973)	38	302	7.9	1
10.	Jack Delaney (1950-52)	21	301	14.3	0

SINGLE-GAME TEAM OFFENSE

Most Points	124 vs. Transylvania (1912)
Most Touchdowns	14 vs. Transylvania (1912)
Most Rushing Attempts	83 vs. Louisiana-Monroe (1977)
Most Rushing Yards	464 vs. Case-Western Reserve (1953) 464 vs. Virginia Military Institute (1953)
Most Rushing Touchdowns	14 vs. Transylvania (1912)
Most Passing Attempts	61 vs. USF (2010)
Most Passes Completed	36 vs. Ohio (1968)
Most Passing Yards	584 vs. Ohio (1968)
Most Interceptions Thrown	6 vs. Xavier (1972)
Most Touchdown Passes	6 vs. Illinois (2009)
Most Offensive Plays	99 vs. Miami (OH) (1996)
Most Yards Total Offense	711 vs. Connecticut (2009)
Most First Downs	36 vs. Ohio (1968)
Most Fumbles	15 vs. Louisville (1970)
Most Fumbles Lost	7 vs. Virginia Military Institute (1951)
Most Turnovers	9 vs. Xavier (1955) 9 vs. Hardin-Simmons (1955) 9 vs. Virginia Military Institute (1951)
Most Penalties	18 vs. Kansas State (1951)
Most Penalty Yards	176 vs. Louisville (1968)
Most Punts	13 vs. Pittsburgh (1981) 13 vs. Mississippi State (1948)
Most Punting Yards	510 vs. Louisville (1996)
Most Punt Return Yards	177 vs. Ohio (1949)
Most Kickoff Return Yards	295 vs. Memphis (1971)
Fewest Rushing Attempts	15 vs. Illinois (2009)
Fewest Rushing Yards	-23 vs. Rutgers (2005)
Fewest Passes Completed	0 vs. Dayton (1970)
Fewest Passing Yards	0 vs. Dayton (1970)
Fewest Yards Total Offense	46 vs. North Texas State (1959)
Fewest First Downs	3 vs. West Virginia (1989)
Fewest Penalties	1 vs. Rutgers (1994) 1 vs. Louisville (1966) 1 vs. Memphis (1966) 1 vs. Army (1963) 1 vs. Hawai'i (1954)
Fewest Yards Penalized	4 vs. Memphis (1966)
Fewest Punts	0 vs. Miami (OH) (2008) 0 vs. Memphis (1998) 0 vs. Miami (OH) (1954)

SINGLE-GAME TEAM DEFENSE

Fewest Rushing Attempts Allowed	17 vs. Dayton (1961)
Fewest Rushing Yards Allowed	-46 vs. Kansas (1997)
Fewest Passing Attempts	1 vs. Boston College (1964)
Fewest Pass Completions Allowed	0 vs. Louisville (1974) 0 vs. Ohio (1973) 0 vs. Boston College (1964) 0 vs. Indiana (1963) 0 vs. Ohio (1949) -1 vs. Xavier (1971)
Fewest Passing Yards Allowed	-1 vs. Xavier (1971)
Fewest Yards Total Offense Allowed	18 vs. Louisiana-Lafayette (1973)
Most Points Allowed	81 vs. Penn State (1991)
Most Rushing Attempts Allowed	86 vs. West Virginia (1969)
Most Rushing Yards Allowed	539 vs. Northern Illinois (1989)
Most Passing Attempts Allowed	67 vs. Louisville (1997)
Most Pass Completions Allowed	37 vs. East Carolina (1997)
Most Passing Yards Allowed	482 vs. Florida (2010)
Most Yards Total Defense Allowed	742 vs. Louisville (1998)
Most Passes Intercepted	7 vs. Kansas State (1951)
Most Interception Return Yards	162 vs. Dayton (1956)
Most Turnovers Forced	8 vs. Rice (1974)

SINGLE-GAME INDIVIDUAL OFFENSE

Rushing Attempts	45 by Steve Cowan vs. Ohio (1970)
Rushing Yards	306 by Bob Hynes vs. Case Western Reserve (1923)
Yards Per Rush	17.0 by Richard Hall vs. Miami (OH) (14 carries, 238 yards) (2004)
Rushing Touchdowns	6 by Ike Stewart vs. Transylvania (1912) 6 by Bob Heuck vs. Transylvania (1912)
Passing Attempts	59 by Deontey Kenner vs. Southern Miss (1999)
Passing Completions	35 by Deontey Kenner vs. Southern Miss (1999) 35 by Greg Cook vs. Ohio (1968)
Passing Yards	554 by Greg Cook vs. Ohio (1968)
Passing Touchdowns	6 by Tony Pike vs. Illinois (2009)
Interceptions Thrown	6 by Mike Shoemaker vs. Xavier (1972)
Receptions	13 by Tom Rossley vs. Wichita State (1968) 13 by Jon Olinger vs. Miami (OH) (2002)
Receiving Yards	254 by Tom Rossley vs. Louisville (1968)
Yards Per Reception	23.6 by Jim O'Brien vs. Ohio (9 receptions, 212 yards) (1968)
Receiving Touchdowns	3 by six players, last by Armon Binns at Louisville (2010)
All-Purpose Yards (Rsh., Rec. and Ret.)	381 by Mardy Gilyard at Pittsburgh (2009)
Total Yards	555 by Zach Collaros vs. Connecticut (2009)
Total Points	51 by Ike Stewart vs. Transylvania (1912)
Touchdowns	8 by Ike Stewart vs. Transylvania (1912)
Extra Points Made	12 by Alonzo Weiss vs. Transylvania (1912)
Field Goals Made	4 by nine players, last by Tony Miliano at Pittsburgh (2011)
Punts	13 by Phil Peckich at Pittsburgh (1981)
Punting Yards	510 by Steve Smith at Louisville (1996)
Punting Average	59.7 by Kevin Huber vs. Marshall (3 punts) (2007)
Kickoff Returns	8 by Mardy Gilyard at Pittsburgh (2009) 8 by LaDaris Vann vs. East Carolina (1999)
Kickoff Return Yards	256 by Mardy Gilyard at Pittsburgh (2009)
Kickoff Returns For Touchdowns	1 by 20 players, last by Mardy Gilard at Pittsburgh (2009)
Punt Returns	7 by Mike Daniels vs. Western Carolina (2005) 7 by Tinker Keck vs. Kansas (1997) 7 by Charley Bland vs. Villanova (1973)
Punt Return Yards	161 by Gene Gibson vs. Ohio (1949)
Punt Return Touchdowns	2 by Tinker Keck vs. Louisville (1997) 2 by Gene Gibson vs. Ohio (1949)

SINGLE-GAME INDIVIDUAL DEFENSE

Total Tackles	31 by Karl Woods at South Carolina (1980)
Solo Tackles	n/a
Assisted Tackles	n/a
Tackles For A Loss	n/a
Sacks	n/a
Forced Fumbles	n/a
Fumble Recoveries	n/a
Interceptions	4 by Bob Hynes vs. Ohio Northern (1923)
Interception Return Yards	123 by Shawn Ferguson vs. Memphis (1998)
Interception Returns for Touchdowns	2 by Shawn Ferguson vs. Memphis (1998)

2014 UNIVERSITY OF CINCINNATI FOOTBALL

YEAR-BY-YEAR LEADERS

RUSHING

Year	Player	Att.	Yards	TD
1946	Roger Stephens	96	768	8
1947	Roger Stephens	136	959	7
1948	Jim Dougherty	108	495	4
1949	Howie Bellamah	97	473	2
1950	Bob Stratton	93	539	5
1951	Bob Daugherty	96	528	10
1952	Joe Concilla	96	488	8
1953	Dick Goist	64	561	7
1954	Joe Miller	128	717	11
1955	Joe Miller	90	399	2
1956	Bob Del Rosa	57	242	3
1957	Barry Maroney	98	346	4
1958	Joe Morrison	99	467	5
1959	Ed Kovac	134	515	9
1960	Ed Banks	104	404	3
1961	Phil Goldner	70	277	1
1962	Royce Starks	91	408	4
1963	Brig Owens	121	556	6
1964	Al Nelson	201	973	13
1965	Bill Bailey	139	694	7
1966	Clem Turner	153	840	7
1967	Lloyd Pate	198	658	5
1968	Lloyd Pate	135	623	2
1969	Steve Cowan	165	676	2
1970	Steve Cowan	239	1,197	9
1971	Mel Riggins	131	663	2
1972	Reggie Harrison	173	844	6
1973	Reggie Harrison	211	883	11
1974	Santo Atkinson	196	708	2
1975	Jay Bonds	158	567	8
1976	Curtiss Williams	102	399	4
1977	Curtiss Williams	162	845	1
1978	Allen Harvin	233	1,283	6
1979	James Bettis	75	343	0
1980	James Bettis	212	1,106	2
1981	James Bettis	246	1,226	6
1982	Allen Harvin	191	1,161	5
1983	Reggie Taylor	158	784	2
1984	Reggie Taylor	198	1,021	8
1985	Reggie Taylor	264	1,112	3
1986	Reggie Taylor	256	1,325	11
1987	Al McKinney	208	950	5
1988	Al McKinney	168	829	1
1989	Terry Strong	105	411	2
1990	Terry Strong	172	803	5
1991	David Small	198	1,004	4
1992	David Small	209	780	10
1993	David Small	223	1,179	17
1994	Craedel Kimbrough	132	565	0
1995	Orlando Smith	126	471	4
1996	Daryl Royal	167	853	3
1997	Robert Cooper	137	611	4
1998	DeMarco McCleskey	162	861	11
1999	Robert Cooper	228	1,245	7
2000	Ray Jackson	201	808	6
2001	DeMarco McCleskey	179	765	7
2002	DeMarco McCleskey	315	1,361	15
2003	Richard Hall	185	777	8
2004	Richard Hall	210	1,012	6
2005	Bradley Glatthaar	139	620	7
2006	Greg Moore	162	709	4
2007	Butler Benton	100	499	2
2008	Jacob Ramsey	152	664	2
2009	Jacob Ramsey	121	806	9

Year	Player	Att.	Yards	TD
2010	Isaiah Pead	157	1,029	6
2011	Isaiah Pead	237	1,259	12
2012	George Winn	243	1,334	13
2013	Hosey Williams	115	655	4

PASSING

Year	Player	A	C	I	%	Yds	TD
1947	Tom O'Malley	81	40	—	.494	634	7
1948	Tom O'Malley	147	71	11	.483	899	7
1949	Tom O'Malley	225	108	15	.480	1,617	16
1950	Gene Rossi	149	68	11	.456	1,000	14
1951	Gene Rossi	173	89	15	.514	1,444	11
1952	Gene Rossi	170	100	8	.588	1,559	12
1953	Mike Murphy	70	44	3	.629	809	7
1954	Mike Murphy	101	51	3	.505	764	4
1955	Mike Murphy	66	30	9	.455	450	1
1956	Joe Morrison	78	29	5	.372	438	4
1957	Jack Lee	52	25	8	.481	328	1
1958	Jack Lee	130	71	11	.546	951	5
1959	Jack Lee	232	132	6	.569	1,535	7
1960	Larry Harp	116	39	8	.336	581	1
1961	Larry Harp	107	40	7	.373	426	1
1962	Bruce Vogelgesang	93	41	5	.441	424	2
1963	Brig Owens	124	67	6	.540	974	7
1964	Brig Owens	111	54	9	.486	790	6
1965	Mike Flaherty	41	20	7	.488	304	4
1966	Tony Jackson	127	63	3	.496	702	1
1967	Greg Cook	179	81	14	.453	1,221	7
1968	Greg Cook	411	219	17	.533	3,272	25
1969	Albert Johnson	123	50	3	.407	937	8
1970	Albert Johnson	130	39	10	.306	516	1
1971	Albert Johnson	101	30	7	.297	434	2
1972	Mike Shoemaker	175	70	14	.400	787	5
1973	Mike Campbell	83	41	4	.494	538	1
1974	Henry Miller	140	61	11	.436	796	6
1975	Henry Miller	150	73	8	.487	886	3
1976	Art Bailey	77	36	8	.467	491	5
1977	Art Bailey	77	33	11	.428	524	4
1978	Tim Morris	139	64	8	.460	839	8
1979	Tony Kapetanias	224	99	13	.441	1,414	3
1980	Danny Barrett	130	73	13	.562	888	3
1981	Danny Barrett	177	92	9	.520	1,186	5
1982	Danny Barrett	324	179	12	.552	2,222	17
1983	Troy Bodine	209	127	8	.608	1,643	13
1984	Troy Bodine	350	171	20	.489	2,056	15
1985	Danny McCoin	201	115	5	.572	1,576	12
1986	Danny McCoin	369	237	11	.642	2,831	13
1987	Danny McCoin	268	158	8	.590	2,013	13
1988	Glenn Farkas	204	114	7	.559	1,279	8
1989	Paul Anderson	163	84	12	.515	982	4
1990	Lance Harp	238	123	14	.517	1,453	8
1991	Lance Harp	204	107	10	.525	1,443	7
1992	Lance Harp	292	151	16	.517	1,785	7
1993	Lance Harp	292	139	7	.476	1,575	9
1994	Eric Vibberts	182	114	8	.626	1,335	6
1995	Eric Vibberts	264	136	19	.515	1,851	10
1996	Chad Plummer	198	102	8	.515	1,335	7
1997	Chad Plummer	190	87	10	.458	1,178	6
1998	Deontey Kenner	270	148	13	.548	2,047	6
1999	Deontey Kenner	379	208	15	.549	2,430	14
2000	Deontey Kenner	265	137	7	.517	1,717	10
2001	Gino Guidugli	317	185	9	.584	2,573	16
2002	Gino Guidugli	472	258	21	.547	3,543	22
2003	Gino Guidugli	425	227	10	.534	2,704	14

Year	Player	A	C	I	%	Yds	TD
2004	Gino Guidugli	342	210	8	.614	2,633	26
2005	Dustin Grutza	300	168	11	.560	1,799	11
2006	Dustin Grutza	225	137	13	.609	1,632	9
2007	Ben Mauk	386	235	9	.609	3,121	31
2008	Tony Pike	324	199	11	.614	2,407	19
2009	Tony Pike	338	211	6	.624	2,520	29
2010	Zach Collaros	383	225	14	.587	2,902	26
2011	Zach Collaros	166	272	10	.610	1,940	15
2012	Munchie Legaux	120	230	9	.522	1,716	13
2013	Brendon Kay	395	262	12	.663	3,302	22

RECEIVING

Year	Player	Rec.	Yards	TD
1947	Alkie Richards	18	400	4
1948	Joe Hauk	20	263	2
1949	Jim Kelly	42	468	2
1950	Jim Kelly	29	455	9
1951	Dick Jarvis	31	554	5
1952	Dom Del Bene	28	372	1
1953	Glen Dillhoff	13	265	2
1954	Ferd Maccioli	13	179	0
1955	Jim Niemann	9	177	0
1956	Gene Johnson	9	200	3
1957	Don Reinhold	9	90	0
1958	Joe Morrison	27	303	3
1959	Ed Kovac	31	332	5
1960	Fred Oblak	23	386	2
1961	Jim Paris	16	185	1
1962	Jim Curry	12	167	0
	Phil Higgins	12	117	0
	Frank Shaut	12	197	1
1963	Jim Curry	39	621	3
1964	Al Nelson	13	133	0
1965	Mike Turner	8	76	2
1966	Ed Ford	25	279	0
1967	Jim O'Brien	26	547	4
1968	Tom Rossley	80	1,072	4
1969	Jim O'Brien	34	631	5
1970	Rod Warren	13	204	1
1971	Steve Cowan	15	226	1
1972	Zeke Harden	29	330	1
1973	Jim Kelly	20	215	0
1974	Jim Kelly	25	345	1
1975	Jim Kelly	31	404	0
1976	Napolean Outlaw	20	309	0
1977	Napolean Outlaw	14	223	2
1978	Allen Harvin	21	150	1
1979	Aaron Hagans	27	531	0
1980	Ralph Williams	34	418	1
1981	Deno Foster	22	427	3
1982	Bill Booze	36	571	3
1983	Don Goodman	51	343	1
1984	Deno Foster	49	754	7
1985	Joe Hice	27	358	1
1986	Joe Hice	44	584	1
1987	Bill Davis	41	626	4
1988	Al McKinney	31	199	2
1989	Bryant Hatcher	34	520	2
1990	Joe Koynock	44	496	4
1991	Marlon Pearce	42	758	4
1992	Marlon Pearce	56	891	5
1993	Albert Sweet	29	460	6
1994	Anthony Ladd	35	446	3
1995	Robert Tate	46	895	5

2014 UNIVERSITY OF CINCINNATI FOOTBALL

YEAR-BY-YEAR LEADERS

RECEIVING

Year	Player	Rec.	Yards	TD
1996	Robert Tate	23	247	2
1997	Cornelius Bonner	27	366	1
1998	Chad Plummer	61	852	0
1999	Tony Smikle	45	429	3
2000	Antonio Chatman	46	609	2
2001	LaDaris Vann	73	902	3
2002	LaDaris Vann	71	844	5
2003	George Murray	30	270	0
2004	Hannibal Thomas	64	1,028	9
2005	Derek Ross	33	338	1
2006	Dominick Goodman	40	452	5
2007	Dominick Goodman	68	869	8
2008	Dominick Goodman	84	1,028	7
2009	Mardy Gilyard	87	1,191	11
2010	Armon Binns	75	1,101	10
2011	Anthony McClung	49	683	6
2012	Travis Kelce	45	722	8
2013	Shaq Washington	78	783	1

TOTAL OFFENSE

Year	Player	Plays	Yards
1947	Tom O'Malley	81	634
1948	Tom O'Malley	174	885
1949	Tom O'Malley	259	1,466
1950	Gene Rossi	189	945
1951	Gene Rossi	247	1,431
1952	Gene Rossi	243	1,588
1953	Mike Murphy	123	861
1954	Mike Murphy	149	812
1955	Joe Miller *	90	399
1956	Joe Morrison	139	607
1957	Jack Lee	83	401
1958	Jack Lee	191	1,115
1959	Jack Lee	298	1,528
1960	Larry Harp	137	644
1961	Larry Harp	128	368
1962	Bruce Vogelgesang	121	425
1963	Brig Owens	245	1,530
1964	Brig Owens	258	1,448
1965	Bill Bailey *	139	694
1966	Tony Jackson	237	1,017
1967	Greg Cook	232	1,172
1968	Greg Cook	507	3,210
1969	Al Johnson	252	1,135
1970	Steve Cowan *	241	1,235
1971	Al Johnson	273	990
1972	Reggie Harrison *	173	844
1973	Reggie Harrison *	211	883
1974	Henry Miller	219	812
1975	Henry Miller	220	859
1976	Art Bailey	157	656
1977	Art Bailey	168	846
1978	Allen Harvin *	233	1,283
1979	Tony Kapetanias	317	1,460
1980	James Bettis *	212	1,106
1981	Danny Barrett	266	1,182
1982	Danny Barrett	398	2,181
1983	Troy Bodine	252	1,551
1984	Troy Bodine	413	2,076
1985	Danny McCoin	247	1,398
1986	Danny McCoin	439	2,585
1987	Danny McCoin	328	1,950
1988	Glenn Farkas	256	1,183
1989	Glenn Farkas	236	999

Year	Player	Plays	Yards
1990	Paul Anderson	345	1,556
1991	Lance Harp	255	1,469
1992	Lance Harp	347	1,818
1993	Lance Harp	353	1,622
1994	Eric Vibberts	213	1,231
1995	Eric Vibberts	292	1,738
1996	Chad Plummer	298	1,586
1997	Chad Plummer	339	1,784
1998	Deontey Kenner	295	2,067
1999	Deontey Kenner	433	2,642
2000	Deontey Kenner	292	1,750
2001	Gino Guidugli	364	2,498
2002	Gino Guidugli	541	3,570
2003	Gino Guidugli	501	2,870
2004	Gino Guidugli	385	2,723
2005	Dustin Grutza	406	1,827
2006	Dustin Grutza	310	1,878
2007	Ben Mauk	486	3,498
2008	Tony Pike	380	2,454
2009	Tony Pike	369	2,526
2010	Zach Collaros	504	3,104
2011	Zach Collaros	356	2,174
2012	Munchie Legaux	285	2,051
2013	Brendon Kay	467	3,439

* - denotes running back, others are quarterbacks

SCORING

Year	Player	TD	FG	1	2	Points
1947	Alkie Richards	8	0	0	0	48
	Roger Stephens	8	0	0	0	48
1948	Jim Dougherty	4	0	0	0	24
1949	Bob Stratton	6	0	0	0	36
1950	Jim Kelly	9	0	1	0	55
1951	Bob Dougherty	11	0	0	0	66
1952	Joe Delaney	9	0	0	0	54
1953	Joe Concilla	9	0	0	0	54
1954	Joe Miller	11	0	0	0	66
1955	Joe Miller	3	0	0	0	18
	Jim Niemann	3	0	0	0	18
1956	Joe Morrison	7	0	0	0	42
1957	Barry Maroney	5	0	0	0	30
1958	Joe Morrison	9	0	0	1	56
1959	Ed Kovac	15	0	0	0	90
1960	Fred Oblak	7	0	0	0	42
1961	Fred Hynoski	3	0	0	0	18
1962	Royce Starks	6	0	4	2	44
1963	Brig Owens	6	0	2	0	38
	Pete Rekstis	6	0	0	1	38
1964	Al Nelson	13	0	0	2	82
1965	Bill Bailey	7	0	0	0	42
1966	Clem Turner	7	1	2	0	47
1967	Lloyd Pate	6	0	0	1	38
1968	Jim O'Brien	12	13	31	0	142
1969	Jim O'Brien	5	7	19	0	70
1970	Steve Cowan	9	0	0	0	54
1971	Reggie Harrison	9	0	0	0	54
1972	Reggie Harrison	6	0	0	0	36
1973	Reggie Harrison	11	0	0	0	66
1974	Dan Shepherd	0	10	25	0	55
1975	Dan Shepherd	0	15	14	0	59
1976	Steve Schultz	0	12	24	0	60
1977	Steve Schultz	0	7	31	0	52
1978	Steve Schultz	0	11	26	0	59
1979	Tony Kapetanias	11	0	0	0	66

Year	Player	TD	FG	1	2	Points
1980	Rich Karlis	0	10	12	0	42
1981	Jim Fogler	0	7	18	0	39
1982	Jim Fogler	0	14	29	0	71
1983	Mike Morton	0	11	21	0	54
1984	Reggie Taylor	10	0	0	0	60
1985	Robert Barone	0	11	22	0	59
1986	Reggie Taylor	11	0	0	0	66
1987	Phil Insalaco	0	8	26	0	50
1988	Phil Insalaco	0	9	22	0	49
1989	Chad Volland	0	9	12	0	39
1990	David Rowe	0	7	13	0	34
1991	David Rowe	0	12	17	0	53
1992	David Small	12	0	0	0	72
1993	David Small	17	0	0	0	102
1994	Paul Blackwood	7	0	0	0	42
1995	Eric Richards	0	16	27	0	75
1996	Eric Richards	0	13	26	0	65
1997	Eric Richards	0	12	26	0	62
1998	DeMarco McCleskey	11	0	0	0	66
1999	Robert Cooper	9	0	0	0	54
2000	Jonathan Ruffin	0	26	26	0	104
2001	Jonathan Ruffin	0	12	36	0	72
2002	DeMarco McCleskey	17	0	0	0	102
2003	Richard Hall	10	0	0	0	60
2004	Kevin Lovell	0	11	39	0	72
2005	Bradley Glatthaar	7	0	0	0	42
2006	Kevin Lovell	0	18	23	0	82
2007	Jake Rogers	0	11	51	0	84
	Marcus Barnett	14	0	0	0	84
2008	Jacob Rogers	0	16	34	0	82
2009	Jacob Rogers	0	13	63	0	102
2010	Jacob Rogers	0	11	38	0	71
2011	Tony Miliano	0	17	47	0	98
2012	Tony Miliano	0	17	51	0	102
2013	Tony Miliano	0	7	54	0	75

PUNTING

Year	Player	Punts	Yards	Avg.
1947	Tom O'Malley	38	1,368	36.0
1948	Tom O'Malley	47	1,558	33.0
1949	Tom O'Malley	58	1,870	32.2
1950	Jack Delaney	30	1,098	36.6
1951	John Mooth	43	1,624	37.8
1952	Jack Delaney	30	1,098	36.6
1953	Dick Goist	21	752	35.8
1954	Jim Niemann	8	323	40.4
1955	Jim Niemann	23	878	38.2
1956	Jim Niemann	24	964	40.2
1957	Larry DeVincentis	39	1,592	40.8
1958	Gene Johnson	36	1,265	35.1
1959	Dave Ritchie	31	1,172	37.8
1960	Dave Ritchie	47	1,833	39.0
1961	Fred Hynoski	34	1,311	38.6
1962	Fred Hynoski	39	1,364	35.0
1963	Brig Owens	34	1,285	37.8
1964	Brig Owens	33	1,208	36.6
1965	Steve Schweitzer	49	1,923	39.2
1966	Jim Denk	64	2,406	37.6
1967	Tom Chlebeck	37	1,295	35.0
1968	Benny Rhoads	45	1,911	42.5
1969	Benny Rhoads	70	2,703	38.6
1970	Clem Fennell	70	2,638	37.7
1971	Clem Fennell	63	2,419	38.4
1972	Clem Fennell	71	2,767	39.0

YEAR-BY-YEAR LEADERS

PUNTING

Year	Player	Punts	Yards	Avg.
1973	Jeff West	55	2,339	42.5
1974	Jeff West	77	3,192	41.5
1975	Mike Connell	61	2,568	42.1
1976	Mike Connell	72	3,095	43.0
1977	Mike Connell	60	2,571	42.8
1978	Phil Peckich	26	986	37.9
1979	Phil Peckich	45	1,731	38.4
1980	Mark Householder	62	2,096	33.8
1981	Phil Peckich	80	3,155	39.4
1982	Phil Peckich	54	2,133	39.5
1983	Shaun Burdick	68	2,400	35.3
1984	Shaun Burdick	64	2,522	39.4
1985	Shaun Burdick	53	2,224	42.0
1986	Shaun Burdick	50	2,101	42.0
1987	Jeff Jones	32	1,179	36.8
1988	Jeff Jones	42	1,522	36.2
1989	Jeff Jones	69	2,658	38.5
1990	Jeff Jones	73	2,821	38.6
1991	Jeff Blaylock	57	1,949	34.2
1992	Jeff Blaylock	67	2,490	37.2
1993	Jeff Blaylock	61	2,296	37.6
1994	Jeff Blaylock	51	1,976	38.7
1995	Steve Smith	63	2,383	37.8
1996	Steve Smith	68	2,795	41.1
1997	Doug Johnson	66	2,700	40.9
1998	Adam Wulfeck	40	1,586	39.7
1999	Adam Wulfeck	54	2,279	42.2
2000	Adam Wulfeck	56	2,343	41.8
2001	Adam Wulfeck	64	2,800	43.8
2002	Chet Ervin	66	2,511	38.0
2003	Chet Ervin	63	2,451	38.9
2004	Chet Ervin	45	1,852	41.2
2005	Chet Ervin	67	2,632	39.3
2006	Brian Steel	70	2,715	38.8
2007	Kevin Huber	57	2,672	46.9
2008	Kevin Huber	60	2,697	45.0
2009	Jacob Rogers	43	1,788	41.6
2010	Pat O'Donnell	52	2,178	41.9
2011	Pat O'Donnell	63	2,760	43.8
2012	Pat O'Donnell	59	2,467	41.8
2013	John Lloyd	33	1,409	42.7

INTERCEPTIONS

Year	Player	Int.	Yards
1948	Three tied	2	—
1949	Don Jansen	4	61
1950	Don Jansen	4	20
1951	Four tied	4	—
1952	Don Polagy	6	78
1953	Don Fritz	2	5
1954	Mike Murphy	4	47
1955	Seven tied with	1	—
1956	Joe Morrison	2	175
	Two others	2	—
1957	Barry Maroney	5	27
1958	Joe Morrison	4	65
	Ed Kovac	4	49
1959	Three tied	3	—
1960	Andy Chiodi	3	52
	Howard Converse	3	25
1961	Tom Reinstatler	4	72
1962	Al Nelson	2	3
	Royce Starks	2	0
1963	Bruce Vogelgesang	3	59

Year	Player	Int.	Yards
1964	Royce Starks	3	60
1965	Bill Madeya	6	26
1966	Steve Schweitzer	4	58
	Ken Jordan	4	22
1967	Ken Jordan	3	0
1968	Larry Eiben	3	31
1969	Tony Sexton	3	86
1970	Ed Bolis	6	38
1971	Butch Alberts	4	7
1972	Billy Hunter	4	52
1973	Charlie Bland	4	50
1974	Dana Bible	4	16
1975	Keith Jenkins	5	68
1976	Keith Jenkins	4	105
1977	Marcellus Greene	3	57
1978	John Butz	5	58
1979	Robert Gibbs	3	18
1980	Three tied	2	—
1981	Freddie Logan	5	40
1982	Antonio Gibson	4	105
1983	Robert Gibbs	5	60
1984	Jon Jon Thomas	2	35
1985	Three tied	2	—
1986	John Lewis	4	49
1987	Six tied	1	—
1988	Art Sheffield	2	91
	Ronnie Shannon	2	5
1989	Marvin Bowman	4	83
1990	Rodney Harris	3	119
	Kelly Sims	3	26
1991	Jocelyn Borgella	3	34
	Latish Kinsler	3	35
1992	Jocelyn Borgella	5	171
1993	Jocelyn Borgella	4	58
1994	Darrell Harding	2	44
1995	Sam Games	6	101
1996	Jermaine Trent	3	30
1997	Tinker Keck	4	42
1998	Blue Adams	4	57
1999	Gerry Ruff	3	33
2000	DeJuan Gossett	3	54
	Anthony Thomas	3	34
2001	Zach Norton	3	15
2002	Blue Adams	6	104
2003	Daven Holly	6	58
2004	Doug Monaghan	4	46
2005	Dominic Ross	2	2
	Haruki Nakamura	2	0
2006	Dominic Ross	4	14
2007	DeAngelo Smith	8	82
2008	Mike Mickens	4	158
	Brandon Underwood	4	60
2009	Aaron Webster	4	135
2010	Wes Richardson	2	-2
	Drew Frey	2	15
2011	Camerron Cheatham	3	70
	Deven Drane	3	43
	JK Schaffer	3	41
2012	Camerron Cheatham	3	83
	Arryn Chenault	3	21
2013	Deven Drane	3	85

100-YARDS RUSHING

Rk	Yds	Name	Opponent	Date
1.	306	Bob Hynes	vs. Case Western-Rsrv.	11/17/23
2.	282	Daryl Royal	vs. Miami (OH)	09/28/96
3.	267	Clem Turner	vs. Kansas State	10/22/66
4.	266	Steve Cowan	vs. Ohio	10/17/70
5.	259	Reggie Taylor	vs. Miami (OH)	09/06/86
6.	238	Richard Hall	vs. Miami (OH)	09/11/04
7.	234	D. McCleskey	vs. East Carolina	11/05/98
8.	233	David Small	vs. Kent State	10/03/92
9.	213	Isaiah Pead	vs. Rutgers	11/20/10
10.	219	David Small	vs. Middle Tennessee St.	11/09/91
11.	209	Robert Cooper	vs. Miami (OH)	10/30/99
12.	206	David Small	vs. East Carolina	11/20/93
13.	204	Robert Cooper	vs. Memphis	11/29/99
14.	203	James Bettis	vs. Richmond	10/10/81
	203	David Small	at Houston	11/13/93
16.	203	Bill Bailey	vs. North Texas State	10/30/65
17.	197	Isaiah Pead	vs. Miami (OH)	10/09/10
	197	David Small	at Toledo	10/23/93
19.	191	Robert Cooper	at UAB	11/16/96
20.	188	Curtis Williams	vs. Southern Miss.	10/01/77
21.	187	Carl Jones	vs. Rhode Island	11/08/03
22.	186	Allen Harvin	vs. Miami (OH)	11/20/82
23.	185	Howie Bellamah	vs. Miami (OH)	11/24/49
24.	183	C. Kimbrough	vs. Kentucky	11/14/92
25.	182	Allen Harvin	vs. Louisiana-Monroe	11/04/78
26.	181	James Bettis	vs. Memphis	11/01/80
27.	180	Reggie Taylor	vs. Louisville	10/27/84
28.	179	D. McCleskey	vs. Houston	11/14/98
29.	177	Albert Johnson	at North Texas State	11/07/70
30.	176	Clem Turner	at Memphis	11/19/66
31.	175	Isaiah Pead	vs. West Virginia	11/13/09
32.	174	Robert Cooper	vs. UAB	10/16/99
	174	Reggie Taylor	vs. Cornell	10/01/83
34.	170	Allen Harvin	vs. Long Beach State	10/09/82
35.	169	Isaiah Pead	vs. Oklahoma	09/25/10
36.	167	Isaiah Pead	vs. NC State	09/22/11
	167	James Bettis	at Ohio	10/03/81
38.	165	George Winn	vs. Syracuse	11/03/12
	165	Reggie Taylor	vs. Temple	10/05/85
	165	Reggie Harrison	vs. Louisville	10/28/72
	165	Dom Del Bene	vs. Miami (OH)	11/24/51
42.	164	D. McCleskey	at Arkansas State	11/21/98
43.	163	Brig Owens	vs. Tulsa	10/24/64
44.	162	Tom McKeever	vs. Xavier	11/18/50
45.	161	Robert Cooper	vs. Indiana	09/26/98
	161	Richard Hall	at Miami (OH)	09/27/03
	161	Paul Blackwood	vs. Tulsa	11/19/94
48.	158	Allen Harvin	vs. Youngstown State	09/25/82
49.	155	Isaiah Pead	at Tennessee	09/10/11
	155	Steve Cowan	vs. Louisville	11/14/70
	155	Don Jansen	vs. Hardin-Simmons	09/24/49
52.	153	Reggie Taylor	at Auburn	11/08/86
	153	Chad Plummer	vs. Tulsa	08/29/97
	153	Allen Harvin	at Memphis	11/25/78
55.	151	Isaiah Pead	vs. Louisville	10/15/11
	151	Steve Cowan	vs. William & Mary	09/20/69
	151	Reggie Taylor	at Wichita State	10/25/86
58.	150	Lloyd Pate	at Wichita State	10/19/68
	150	Lloyd Pate	vs. Wichita State	10/07/67
	150	James Bettis	vs. Youngstown State	09/05/81
	150	James Bettis	vs. Wichita State	09/27/80
62.	149	Isaiah Pead	vs. Vanderbilt	12/31/11
	149	C. Kimbrough	vs. Vanderbilt	10/08/94
	149	Reggie Harrison	at Wichita State	10/14/72

Rk	Yds	Name	Opponent	Date
65.	148	Reggie Taylor	vs. Indiana State	11/01/86
	148	James Bettis	vs. Rutgers	09/26/81
67.	147	George Winn	vs. Delaware State	09/14/12
	147	Allen Harvin	at Louisiana-Lafayette	10/28/78
69.	145	Isaiah Pead	at Louisville	10/15/10
	145	Reggie Taylor	vs. Austin Peay	09/07/85
	145	Reggie Taylor	vs. Miami (FL)	10/13/84
	145	Mel Riggins	vs. Xavier	10/09/71
73.	144	Reggie Taylor	at Louisville	09/12/87
	144	Al Nelson	at Houston	11/28/64
75.	143	Robert Cooper	vs. Wisconsin	09/18/99
	143	Richard Hall	vs. TCU	10/30/04
	143	Gus Tucker	vs. Tulsa	10/22/77
	143	David Small	vs. Ball State	10/16/93
	143	Curtis Williams	at Florida State	10/08/77
76.	142	Harry Andreadis	vs. Virginia Military	09/15/51
	142	Al McKinney	at Virginia Tech	11/21/87
77.	141	Joe Miller	vs. Xavier	10/17/53
78.	140	Vince Powell	at Louisville	10/05/91
	140	Reggie Harrison	vs. Ohio	11/13/71
	140	Ray Jackson	vs. Houston	10/07/00
79.	139	D. McCleskey	vs. Tulane	10/06/01
80.	138	Steve Cowan	at Wichita State	10/24/70
	138	D. Eddington	vs. East Carolina	09/01/03
82.	137	Ray Jackson	at Tulane	09/30/00
83.	136	Mike Smith	at Louisville	09/27/75
84.	135	Reggie Harrison	vs. Wichita State	10/20/73
85.	134	James Bettis	vs. Temple	10/17/81
	134	Al Nelson	vs. Miami (OH)	11/21/64
87.	133	Clem Turner	at Wichita State	10/01/66
	133	Chad Plummer	vs. Southern Miss.	11/01/97
89.	132	Brig Owens	vs. Detroit	10/19/63
	132	Allen Harvin	at Memphis	10/16/82
	132	Allen Harvin	vs. Ohio	11/11/78
	132	Al McKinney	vs. Tennessee Tech	10/31/87
	132	Zach Collaros	at USF	10/15/09
94.	131	James Bettis	at Richmond	10/25/80
	131	David Small	vs. East Carolina	11/23/91
	131	Curtis Williams	at Louisville	09/17/77
	131	Bob Stratton	at Western Michigan	10/21/50
	131	Bill Bailey	vs. Kansas State	11/06/65
99.	130	George Winn	vs. Duke	12/27/12
	130	Reggie Taylor	vs. Miami (FL)	10/19/86
	130	Albert Johnson	vs. Xavier	10/10/70
102.	129	Robert Cooper	at Tulane	09/06/97
103.	128	George Winn	vs. Miami (OH)	10/06/12
	128	Ray Jackson	vs. Army	09/04/00
	128	Reggie Taylor	vs. Rutgers	11/05/83
	128	Allen Harvin	at Miami (OH)	11/18/78
107.	127	Butler Benton	at East Carolina	09/25/04
108.	126	Reggie Taylor	at Virginia Tech	09/13/86
	126	Reggie Taylor	at Louisville	10/19/85
	126	Allen Harvin	vs. Morgan State	11/13/82
	126	Al McKinney	vs. Miami (OH)	09/26/87
112.	125	George Winn	at Louisville	10/26/12
	125	Reggie Taylor	vs. Penn State	11/09/85
	125	Allen Harvin	at Temple	10/14/78
115.	124	D. McCleskey	vs. Miami (OH)	10/24/98
	124	Bert Johnson	vs. Kent State	09/18/71
117.	123	Terry Strong	vs. Louisville	11/03/90
	123	Richard Hall	vs. Army	10/25/03
	123	John Ziegler	at Tulane	09/11/76
	123	B. Glatthaar	vs. Connecticut	10/15/05
121.	122	Reggie Harrison	at Ohio	11/10/73

Rk	Yds	Name	Opponent	Date
122.	122	James Bettis	at Temple	10/18/80
	122	Al McKinney	vs. Indiana State	11/12/88
124.	121	Vince Powell	at Kent State	10/12/91
	121	Reggie Taylor	vs. Virginia Tech	08/31/85
	121	Reggie Taylor	vs. Youngstown State	09/15/84
	121	David Small	at Virginia Tech	10/19/91
	121	Al McKinney	vs. Austin Peay	11/14/87
129.	120	Tom Liggins	vs. La.-Lafayette	10/25/75
	120	Reggie Taylor	at Rutgers	09/29/84
	120	Orlando Smith	vs. East Carolina	10/07/95
	120	D. McCleskey	at Memphis	11/24/01
133.	119	George Winn	vs. USF	11/23/12
	119	Greg Moore	vs. Miami (OH)	09/30/06
	119	Dick James	vs. Xavier	10/10/70
136.	118	Isaiah Pead	at Pittsburgh	11/05/11
	118	D. McCleskey	vs. West Virginia	09/14/02
	118	David Small	at Kent State	10/12/91
	118	Steve Cowan	at Tulsa	10/25/69
	118	Tony Jackson	vs. Kansas State	10/22/66
141.	117	Hosey Williams	vs. NW State	09/04/13
	117	Munchie Legaux	vs. Pittsburgh	09/06/12
	117	Darrin Williams	vs. Indiana State	09/11/10
	117	Richard Hall	vs. East Carolina	09/01/03
	117	Daryl Royal	vs. Memphis	10/04/97
	117	Reggie Taylor	vs. Alabama	11/17/84
	117	Al Nelson	at Detroit	11/09/62
	117	Joe Miller	vs. Miami (OH)	11/26/53
	117	Dick Pardini	vs. Tulsa	10/02/54
150.	116	Dom Del Bene	vs. Virginia Military	11/14/53
	116	Dick Goist	vs. Case Western-Rsrv.	10/24/53
	116	David Small	vs. Southern Miss.	10/26/91
	116	C. Kimbrough	at Miami (OH)	09/17/94
	116	Al McKinney	vs. West Virginia	11/05/88
155.	115	Joe Miller	vs. Hardin-Simmons	10/16/54
156.	114	Richard Hall	vs. Southern Miss.	10/04/03
	114	George Ruth	vs. Hardin-Simmons	11/12/55
	114	Barry Maroney	at Indiana	11/09/57
	114	Al Nelson	at Wichita State	11/14/64
160.	113	Isaiah Pead	vs. West Virginia	11/12/11
	113	Leonard Cry	at Indiana State	11/06/87
	113	Curtis Williams	at Ohio	11/15/75
	113	Howie Bellamah	at Ohio	11/05/49
164.	112	Lloyd Pate	vs. North Texas State	10/28/67
	112	David Small	at Tulsa	10/02/93
	112	Al Nelson	vs. Xavier	10/10/64
167.	111	Terry Strong	at Tulane	10/27/90
	111	D. McCleskey	vs. Miami (OH)	10/05/02
	111	David Small	at Louisville	10/05/91
	111	Daryl Royal	vs. Boston College	10/12/96
	111	Curtis Williams	vs. La.-Monroe	09/24/77
	111	Al Nelson	at North Texas State	11/07/64
173.	110	Bill Bailey	vs. South Dakota	11/13/65
174.	109	Reggie Harrison	at Colorado	09/16/72
	109	James Bettis	at Penn State	09/12/81
176.	108	Walt Gordon	vs. Wichita State	09/27/58
	108	Joe Miller	vs. Marquette	10/15/55
	108	James Bettis	vs. Louisville	11/14/81
	108	Chad Plummer	vs. La.-Monroe	11/23/96
	108	Allen Harvin	at Richmond	09/30/78
181.	107	Tom Liggins	at Tulsa	10/11/75
	107	Orlando Smith	vs. Memphis	10/21/95
	107	David Small	vs. Memphis	10/30/93
	107	Bradley Glatthaar	vs. Western Carolina	09/17/05
185.	106	Jim Dougherty	vs. Case Western-Rsrv.	11/13/48

MILESTONE GAMES

100-YARDS RUSHING

Rk	Yds	Name	Opponent	Date
186.	106	James Bettis	at South Carolina	10/11/80
	106	Al Nelson	vs. Tulsa	10/24/64
188.	105	Steve Cowan	vs. Xavier	10/10/70
	105	Reggie Taylor	vs. Kentucky	09/27/86
	105	Daryl Royal	at Memphis	10/05/96
191.	104	Santo Atkins	at Wichita State	10/19/74
	104	Reggie Taylor	at East Carolina	11/15/86
	104	Ray Jackson	at Indiana	09/23/00
	104	Dick James	vs. Dayton	09/19/70
	104	Al McKinney	vs. Miami (OH)	09/24/88
196.	103	Jacob Ramsey	vs. Miami (OH)	10/03/10
	103	David Small	at East Carolina	10/17/9
	103	Terry Strong	at Florida State	11/10/90
	103	Terry Strong	vs. Miami (OH)	09/22/90
	103	James Bettis	at Louisville	11/08/80
	103	Jack Gordon	vs. Detroit	11/03/56
202.	102	Terry Strong	at Alabama	11/17/90
	102	Steve Cowan	vs. Miami (OH)	11/21/70
	102	Reggie Taylor	vs. Boston College	10/26/85
	102	Orlando Smith	vs. Southern Miss.	10/14/95
	102	Freddie Smith	vs. Troy State	11/05/94
	102	Al McKinney	vs. Austin Peay	09/17/88
208.	101	Ernie Lewis	vs. Boston College	11/04/67
	101	D. McCleskey	vs. Connecticut	11/03/01
	101	Bob Massong	vs. Tulsa	10/22/77
	101	Butler Benton	vs. SE Missouri State	08/30/07
212.	100	Robert Williams	at Louisville	10/19/85
	100	Robert Cooper	at Ohio State	09/25/99
	100	Reggie Harrison	at North Texas State	11/04/72
	100	Mel Riggins	vs. Wichita State	10/16/71
	100	Lloyd Pate	vs. Dayton	09/23/67
	100	Joe Miller	at Marquette	10/09/54
	100	Dolph Banks	vs. Xavier	10/09/65
	100	D. McCleskey	at Houston	10/20/01

250 YARDS PASSING

Rk	Yds	Name	Opponent	Date
1.	554	Greg Cook	vs. Ohio	11/16/68
2.	480	Zach Collaros	vs. Connecticut	11/07/09
3.	463	Zach Collaros	vs. USF	10/22/10
4.	431	Ben Mauk	at Syracuse	11/24/07
5.	407	Deontey Kenner	at Southern Miss.	10/23/99
	407	Greg Cook	vs. Miami (OH)	11/23/68
7.	406	Brendon Kay	at Houston	11/23/13
8.	405	Brendon Kay	at Rutgers	11/16/13
9.	399	Tony Pike	vs. Illinois	11/27/09
	399	Danny McCoin	vs. Miami (OH)	09/26/87
11.	396	Greg Cook	vs. Louisville	11/09/68
12.	389	Zach Collaros	at USF	10/22/11
13.	377	Gino Guidugli	vs. USF	11/20/04
14.	376	Munchie Legaux	vs. Virginia Tech	09/29/12
15.	373	Troy Bodine	vs. Akron	09/08/84
16.	366	Zach Collaros	vs. Rutgers	11/20/10
17.	362	Tony Pike	at Rutgers	09/07/09
18.	353	Gino Guidugli	vs. Miami (OH)	10/05/02
19.	352	Greg Cook	at Houston	10/04/68
20.	351	Deontey Kenner	vs. UAB	11/04/00
21.	350	Gino Guidugli	at Army	10/09/04
	350	Danny McCoin	at Virginia Tech	09/06/86
23.	348	Gino Guidugli	at Memphis	11/24/01
	348	Deontey Kenner	at Syracuse	10/10/98
25.	343	Deontey Kenner	at Ohio State	09/25/99
26.	338	Danny McCoin	vs. Tennessee Tech	10/31/87
27.	336	Gino Guidugli	vs. Louisville	11/28/03

Rk	Yds	Name	Opponent	Date
28.	335	Danny McCoin	at Rutgers	09/20/86
29.	334	Ben Mauk	vs. Southern Miss.	12/22/07
30.	332	Brendon Kay	vs. Duke	12/27/12
	332	Tony Pike	at Oregon State	09/19/09
	332	Gino Guidugli	vs. Rhode Island	11/08/03
33.	324	Gino Guidugli	vs. Ohio State	09/21/02
	324	Ben Mauk	vs. Louisville	10/24/07
35.	323	Ben Mauk	vs. West Virginia	11/17/07
36.	321	Brendon Kay	at Memphis	10/30/13
	321	Gino Guidugli	vs. Temple	09/20/03
	321	Troy Bodine	vs. Oklahoma State	09/17/83
39.	320	Tony Pike	at Akron	09/27/08
40.	317	Gino Guidugli	at Houston	10/20/01
41.	314	Troy Bodine	vs. Temple	10/08/83
42.	312	Gino Guidugli	at Temple	09/28/02
	312	Gino Guidugli	vs. Tulane	10/06/01
44.	311	Gino Guidugli	at Army	09/08/01
	311	Danny Barrett	vs. Louisville	09/11/82
46.	310	Zach Collaros	at NC State	09/16/10
	310	Greg Cook	at Wichita State	10/19/68
48.	309	Tony Pike	vs. Pittsburgh	11/22/08
49.	308	Gino Guidugli	at Southern Miss.	11/06/04
	308	Lance Harp	vs. Louisville	10/31/92
	308	Greg Cook	vs. Tampa	10/12/68
52.	305	Zach Collaros	vs. Oklahoma	09/25/10
53.	304	Brendon Kay	vs. Louisville	12/05/13
54.	303	Danny McCoin	vs. Kentucky	09/27/86
55.	302	Tony Pike	at Pittsburgh	12/05/09
	302	Eric Vibberts	vs. Toledo	09/30/95
57.	301	Troy Bodine	at Louisville	09/24/83
58.	300	Brendon Kay	vs. UConn	10/19/13
	300	Tony Pike	vs. Fresno State	09/26/09
	300	Gino Guidugli	vs. UAB	10/02/04
61.	299	Brendon Kay	vs. SMU	11/09/13
62.	297	Deontey Kenner	vs. Houston	11/14/98
63.	296	Dustin Grutza	vs. Eastern Kentucky	08/28/08
64.	295	Zach Collaros	at Syracuse	10/31/09
	295	Gino Guidugli	at Louisville	10/27/01
66.	294	Eric Vibberts	at Kansas	09/02/95
67.	290	Dustin Grutza	at Miami (OH)	09/15/07
68.	288	Zach Collaros	at Connecticut	11/27/10
69.	287	Gino Guidugli	vs. TCU	09/02/02
70.	286	Dustin Grutza	at Penn State	09/10/05
71.	283	Gino Guidugli	vs. Toledo	12/29/01
	283	Lance Harp	vs. East Carolina	11/23/91
73.	282	Jack Lee	at Tulsa	11/07/59
74.	281	Tony Pike	vs. USF	10/30/08
	281	Deontey Kenner	at Memphis	10/17/98
76.	277	Nick Davila	vs. Rutgers	11/18/06
	277	Gene Rossi	vs. Tulsa	09/29/51
78.	276	Ben Mauk	vs. Connecticut	11/10/07
79.	275	Brendon Kay	vs. NW State	09/04/13
	275	Zach Collaros	at Louisville	10/15/10
	275	Gino Guidugli	vs. West Virginia	09/14/02
	275	Jack Lee	vs. Marquette	11/14/59
83.	272	Tony Pike	vs. Syracuse	11/29/08
	272	Gino Guidugli	at Memphis	11/22/03
85.	271	Art Bailey	at Southern Miss.	10/02/76
86.	270	Brendon Kay	vs. Temple	10/11/13
	270	Tony Pike	at Miami (OH)	10/03/09
88.	268	Adam Hoover	vs. Houston	10/07/00
	268	Danny McCoin	at East Carolina	10/10/87
	268	Danny McCoin	vs. Miami (OH)	09/13/86
	268	Danny McCoin	vs. Indiana State	11/01/8

Rk	Yds	Name	Opponent	Date
92.	268	Danny McCoin	at Youngstown State	09/14/85
93.	266	Troy Bodine	vs. Youngstown State	09/15/84
94.	264	Greg Cook	at North Texas State	11/02/68
95.	263	Zach Collaros	vs. NC State	09/22/11
96.	262	Munchie Legaux	vs. Fordham	10/13/12
	262	Greg Cook	vs. Tulsa	10/26/68
98.	261	Chad Plummer	vs. Tulane	08/30/96
	261	Greg Cook	at Texas Tech	09/21/68
100.	260	Deontey Kenner	at Houston	10/09/99
	260	Danny McCoin	at East Carolina	11/15/86
102.	258	Gino Guidugli	vs. Miami (OH)	09/11/04
103.	256	Paul Anderson	at West Virginia	10/13/90
104.	257	Ben Mauk	at San Diego State	09/29/07
	257	Ben Mauk	at Rutgers	10/06/07
106.	256	Glenn Farkas	at Rutgers	10/01/88
	256	Tom O'Malley	vs. Western Michigan	10/08/49
108.	255	Gene Rossi	vs. West Texas State	10/27/51
109.	254	Gino Guidugli	at TCU	11/15/03
	254	Danny McCoin	at Penn State	10/11/86
	254	Tom O'Malley	vs. Case-Western Reserve	10/22/49
112.	253	Zach Collaros	vs. Louisville	10/24/09
113.	252	Tim Morris	vs. Tulsa	10/21/78
114.	251	Brendon Kay	vs. Rutgers	11/17/12
	251	Zach Collaros	at Miami (OH)	10/01/11
116.	250	Tony Pike	at Louisville	11/14/08
	250	Chad Plummer	vs. Boston College	10/12/96
	250	Eric Vibberts	at Rutgers	10/15/94
	250	Danny McCoin	at Louisville	10/19/85

100 YARDS RECEIVING

Rk	Yds	Name	Opponent	Date
1.	254	Tom Rossley	vs. Louisville	11/09/68
2.	240	Jon Olinger	vs. Miami (OH)	10/05/02
3.	212	Jim O'Brien	vs. Ohio	11/16/68
4.	210	Marcus Barnett	vs. West Virginia	11/17/07
5.	196	Jim O'Brien	vs. Tampa	10/12/68
6.	194	Jon Olinger	at East Carolina	12/06/02
7.	185	Marlon Pearce	vs. Louisville	10/31/92
8.	183	Marlon Pearce	vs. East Carolina	11/23/91
9.	177	Mardy Gilyard	vs. Fresno State	09/26/09
	177	Robert Tate	vs. Toledo	09/30/95
11.	175	Armon Binns	at Louisville	10/15/10
	175	Marlon Pearce	vs. Akron	11/21/92
	175	Hanibal Thomas	vs. Miami (OH)	09/11/04
14.	174	Marcus Barnett	vs. USF	10/22/10
15.	173	Hanibal Thomas	at Memphis	11/22/03
16.	172	Mardy Gilyard	vs. Connecticut	11/07/09
17.	171	D.J. Woods	vs. Oklahoma	09/25/10
18.	169	Robert Tate	at Kansas	09/02/95
19.	168	Hanibal Thomas	vs. Southern Miss.	11/06/04
20.	166	Derrick Stewart	at Connecticut	11/25/06
	165	Robert Tate	vs. Troy State	11/05/94
	165	Jason Stargell	vs. Kentucky	09/27/86
23.	163	Denny Jackson	vs. Miami (OH)	11/22/69
24.	162	Hanibal Thomas	vs. USF	11/20/04
	162	Jim Curry	at Tulsa	10/12/63
26.	160	Chad Plummer	vs. Miami (FL)	09/12/98
	160	Cornelius Bonner	at Louisville	10/03/98
28.	158	Armon Binns	vs. USF	10/22/10
	158	Mardy Gilyard	vs. Virginia Tech	01/01/09
30.	155	Deno Foster	vs. Louisville	09/11/82
31.	153	Tom Rossley	vs. Ohio	11/16/68
32.	149	Ben Guidugli	vs. Illinois	11/27/09
	149	Deno Foster	vs. Akron	09/08/84

100 YARDS RECEIVING

Rk	Yds	Name	Opponent	Date
34.	148	Tom Rossley	at Wichita State	10/19/68
	148	Marlon Pearce	at East Carolina	10/17/92
36.	146	D.J. Woods	at NC State	09/16/10
	146	Mardy Gilyard	at Akron	09/27/08
	146	Jim Curry	at Indiana	10/26/63
39.	145	Jason Stargell	at Wichita State	10/25/86
40.	144	Dominick Goodman	vs. Eastern Kentucky	08/28/08
	144	Jon Olinger	at Memphis	11/24/01
42.	143	Robert Tate	at Northern Illinois	10/28/95
43.	142	Anthony McClung	vs. Connecticut	12/03/11
	142	Napoleon Outlaw	at Southern Miss.	10/02/76
45.	141	LaDaris Vann	at Temple	09/28/02
	141	Bill Booze	vs. Oklahoma State	09/17/83
	141	Dominick Goodman	vs. Louisville	10/13/07
48.	139	Armon Binns	vs. Rutgers	11/20/10
49.	138	Armon Binns	at Syracuse	10/31/09
	138	Hanibal Thomas	vs. Army	10/09/04
	138	Cornelius Bonner	vs. Houston	11/14/98
52.	137	Anthony McClung	at Houston	11/23/13
	137	D.J. Woods	vs. USF	10/22/10
54.	136	Mardy Gilyard	at Hawai'i	12/06/08
	136	Tom Rossley	vs. Miami (OH)	11/23/68
56.	134	Kenbrell Thompkins	vs. Virginia Tech	09/29/12
	134	Dominick Goodman	at Louisville	11/14/08
	134	Mardy Gilyard	vs. SE Missouri St.	08/30/07
	134	LaDaris Vann	at Army	09/08/01
60.	133	Jim O'Brien	vs. North Texas State	11/01/69
61.	132	Shaq Washington	at Houston	11/23/13
	132	Dick Jarvis	vs. Tulsa	09/29/51
63.	131	Deno Foster	at Miami (OH)	11/21/81
64.	130	LaDaris Vann	vs. Louisville	10/27/01
	130	Antonio Chatman	at Southern Miss.	10/23/99
	130	Albert Sweet	vs. Ball State	10/16/93
67.	129	Joe Hice	at Virginia Tech	09/06/86
68.	128	Chad Plummer	at Army	09/19/98
	128	Jon Olinger	vs. TCU	09/02/02
70.	127	Sean Stewart	vs. Ball State	10/16/93
	127	Dominick Goodman	vs. Connecticut	11/10/07
	127	Marcus Barnett	at Syracuse	11/24/07
73.	126	Bill Booze	vs. Louisville	09/11/82
74.	125	Bill Davis	vs. Miami (OH)	09/26/87
75.	124	Mekale McKay	at Rutgers	11/16/13
	124	Deno Foster	at Temple	11/03/84
	124	Marlon Pearce	vs. Rutgers	11/07/92
	124	Bill Poland	at USF	11/19/05
	124	Jim Kelly	at Miami (OH)	11/22/75
	124	Tye Keith	vs. Tulane	10/06/01
	124	Gene Johnson	vs. Miami (OH)	11/27/58
82.	123	Shaq Washington	at Rutgers	11/16/13
	123	Travis Kelce	vs. Duke	12/27/12
	123	Glen Dillhoff	at Case-Western Rsr.	11/01/52
85.	122	Damon Bryant	at Virginia Tech	10/19/91
86.	120	Joe Koydock	at East Carolina	10/20/90
	120	Jim O'Brien	vs. Wichita State	10/18/69
	120	Joe Koydock	at West Virginia	10/13/90
	120	Denny Jackson	at Tulsa	10/25/69
90.	119	Mardy Gilyard	at Oklahoma	09/06/08
	119	Antonio Chatman	at Wisconsin	09/16/00
	119	Fred Oblak	at Tulsa	11/07/59
	119	Cornelius Bonner	at Syracuse	10/10/98
	119	Roosevelt Mukes	vs. Tennessee Tech	10/31/87
	119	Fred Oblak	vs. Miami (OH)	11/17/60
96.	118	Mardy Gilyard	at Pittsburgh	12/05/09
97.	117	D.J. Woods	at Oregon State	09/19/09

Rk	Yds	Name	Opponent	Date
98.	117	Jim O'Brien	vs. Miami (OH)	11/23/68
	117	Jason Stargell	vs. Temple	10/08/83
100.	116	Marlon Pearce	at Kentucky	11/02/91
	116	Jim O'Brien	at Texas Tech	09/21/68
102.	115	Anthony McClung	at Rutgers	11/16/13
	115	Armon Binns	at West Virginia	11/13/10
	115	Armon Binns	vs. Miami (OH)	10/09/10
	115	Anthony Ladd	vs. Syracuse	09/10/94
	115	Jim O'Brien	vs. North Texas State	10/28/67
107.	114	Kenbrell Thompkins	at USF	10/22/11
	114	Mardy Gilyard	vs. Syracuse	11/29/08
	114	Jim O'Brien	vs. Miami (OH)	11/18/67
110.	113	Dick Jarvis	vs. West Texas State	10/27/51
111.	112	Isaiah Pead	at Syracuse	11/26/11
112.	112	Tye Keith	vs. Houston	10/07/00
113.	111	DJ Woods	at Tennessee	09/10/11
	111	Mardy Gilyard	vs. SEMO	09/12/09
	111	LaDaris Vann	at Houston	10/09/99
	111	Deno Foster	vs. Youngstown State	09/25/82
117.	110	Anthony McClung	vs. Duke	12/27/12
	110	Mardy Gilyard	vs. Pittsburgh	11/22/08
	110	Tom Rossley	vs. Tulsa	10/26/68
	110	Tom Rossley	at Tulsa	10/21/67
	110	Bob Stratton	vs. Xavier	11/18/50
122.	109	Dominick Goodman	vs. Western Michigan	01/06/07
	109	Jim O'Brien	vs. Louisville	11/09/68
	109	Connor Barwin	at Miami (OH)	09/15/07
125.	108	Armon Binns	vs. Connecticut	11/07/09
	108	Jim Kelly	at Kentucky	10/29/49
	108	Tom Rossley	at Houston	10/04/68
	108	Ed Ford	vs. Miami (OH)	11/26/66
129.	107	Armon Binns	at Connecticut	11/27/10
	107	LaDaris Vann	at East Carolina	11/13/99
131.	106	Zeke Harden	at North Texas State	11/04/72
	106	LaDaris Vann	at Ohio State	09/25/99
133.	105	Antonio Chatman	vs. Louisville	11/06/99
	105	Jim O'Brien	at Wichita State	10/19/68
135.	104	Armon Binns	at Pittsburgh	12/05/09
	104	Jason Collins-Baker	vs. Kent State	09/04/99
	104	Cornelius Bonner	at Tulane	09/06/97
	104	Harold Lee	vs. Louisville	11/20/76
139.	103	Bill Davis	at West Virginia	10/17/87
	103	LaDaris Vann	vs. East Carolina	11/10/01
	103	Derick Ross	at Miami (OH)	09/27/03
	103	Aaron Hagans	at Pittsburgh	10/13/79
	103	Steve Cowan	vs. Xavier	10/09/71
144.	102	Mardy Gilyard	vs. Illinois	11/27/09
	102	Hanibal Thomas	vs. Marshall	12/23/04
	102	LaDaris Vann	vs. Purdue	09/02/01
	102	Tye Keith	at Houston	10/20/01
148.	101	Travis Kelce	vs. Fordham	10/12/12
	101	Dominick Goodman	vs. Pittsburgh	11/22/08
	101	Mardy Gilyard	vs. Eastern Kentucky	08/28/08
	101	Bob Milner	vs. Louisville	11/12/66
	101	Bill Davis	at East Carolina	10/10/87
	101	Dominick Goodman	at San Diego State	09/29/07
154.	100	Chad Plummer	at Memphis	10/17/98
	100	Steve Sanders	vs. Miami (OH)	09/26/87
	100	Robert Tate	vs. Southern Miss.	10/07/95
	100	Mardy Gilyard	at USF	11/03/07

RECORDS

RUSHING

GAME RECORDS

Rushing Attempts

1.	45	Steve Cowan vs. Ohio	1970
2.	41	DeMarco McCleskey vs. East Carolina	1998
3.	39	Lloyd Pate vs. Wichita State	1967
4.	37	Robert Cooper vs. Miami (OH)	1999
5.	36	Robert Cooper vs. Memphis	1999
	36	Daryl Royal vs. Miami (OH)	1996
	36	Reggie Taylor vs. Miami (OH)	1986
	36	David Small vs. Toledo	1993
9.	35	Reggie Harrison at Ohio	1973
	35	DeMarco McCleskey vs. Houston	1998

Rushing Yards

1.	306	Bob Hynes vs. Case Western Reserve	1923
2.	282	Daryl Royal vs. Miami (OH)	1996
3.	267	Clem Turner vs. Kansas State	1966
4.	266	Steve Cowan vs. Ohio	1970
5.	259	Reggie Taylor vs. Miami (OH)	1986
6.	238	Richard Hall vs. Miami (OH)	2004
7.	234	DeMarco McCleskey vs. East Carolina	1998
8.	233	David Small vs. Kent State	1992
9.	219	David Small vs. Middle Tennessee State	1991
10.	213	Isaiah Pead vs. Rutgers	2010

Rushing Touchdowns

1.	6	Ike Stewart vs. Transylvania	1912
	6	Bob Heuck vs. Transylvania	1912
3.	4	Isaiah Pead vs. Rutgers	2010
	4	DeMarco McCleskey vs. Arkansas State	1998
	4	DeMarco McCleskey vs. Houston	1998
	4	David Small vs. Houston	1993
	4	David Small vs. Kent State	1992

Three Backs with 100+ Yards in a Game

1970	vs. Xavier	Albert Johnson	130
		Dick James	119
		Steve Cowan	105

Two Backs with 100+ Yards in a Game

2003	vs. East Carolina	Derrick Eddington	138
		Richard Hall	117
1991	at Kent State	Vince Powell	121
		David Small	118
1991	at Louisville	Vince Powell	140
		David Small	111
1985	at Louisville	Reggie Taylor	126
		Robert Williams	100
1977	vs. Tulsa	Gus Tucker	143
		Bob Massong	101
1966	vs. Kansas State	Clem Turner	267
		Tony Jackson	118
1964	vs. Tulsa	Brig Owens	163
		Al Nelson	106

SEASON RECORDS

Rushing Attempts

1.	315	DeMarco McCleskey	2002
2.	264	Reggie Taylor	1985
3.	256	Reggie Taylor	1986
4.	246	James Bettis	1981
5.	243	George Winn	2012
6.	239	Steve Cowan	1970
7.	237	Isaiah Pead	2011
8.	233	Allen Harvin	1978
9.	228	Robert Cooper	1999
10.	223	David Small	1993

Rushing Yards

1.	1,361	DeMarco McCleskey	2002
2.	1,334	George Winn	2012
3.	1,325	Reggie Taylor	1986
4.	1,283	Allen Harvin	1978
5.	1,259	Isaiah Pead	2011
6.	1,245	Robert Cooper	1999
7.	1,226	James Bettis	1981
8.	1,197	Steve Cowan	1970
9.	1,179	David Small	1993
10.	1,161	Allen Harvin	1982

Rushing Average (Minimum 50 Attempts)

1.	8.77	Dick Goist	1953
2.	7.62	Joe Miller	1953
3.	7.54	Jim Niemann	1954
4.	7.05	Roger Stephens	1947
5.	6.70	Isaiah Pead	2010
6.	6.60	Isaiah Pead	2010
7.	6.34	Dolph Banks	1965
8.	6.09	Munchie Legaux	2012
	6.09	Leonard Cry	1987
10.	6.08	Allen Harvin	1982

Rushing Touchdowns

1.	17	David Small	1993
2.	15	DeMarco McCleskey	2002
3.	13	George Winn	2012
	13	Al Nelson	1964
5.	12	Isaiah Pead	2011
6.	11	DeMarco McCleskey	1998
	11	Reggie Taylor	1986
	11	Reggie Harrison	1972
	11	Joe Miller	1954
	11	Tony Kapetanis	1979

100-Yard Games

1.	8	Reggie Taylor	1986
2.	7	James Bettis	1981
	7	Allen Harvin	1978
4.	6	George Winn	2012
	6	Isaiah Pead	2011
	6	DeMarco McCleskey	2002
	6	David Small	1991
	6	David Small	1993
	6	Reggie Taylor	1985
	6	James Bettis	1980

Consecutive 100-Yard Games

1.	5	Allen Harvin	1978
	5	James Bettis	1980
	5	Reggie Taylor	1986
	5	David Small	1993
5.	4	Al Nelson	1964
	4	Curtis Williams	1977
	4	James Bettis	1981
	4	Terry Strong	1990
	4	David Small	1991
	4	DeMarco McCleskey	1998

CAREER RECORDS

Rushing Attempts

1.	876	Reggie Taylor	1983-86
2.	777	DeMarco McCleskey	1998, 2000-02
3.	630	David Small	1991-93
4.	593	Allen Harvin	1978-82
5.	561	Robert Cooper	1996-99
6.	545	Isaiah Pead	2008-11
7.	533	James Bettis	1978-81
8.	495	Al Johnson	1969-71
9.	484	Reggie Harrison	1971-73
10.	480	Al McKinney	1985-89

Rushing Yards

1.	4,242	Reggie Taylor	1983-86
2.	3,487	DeMarco McCleskey	1998, 2000-02
3.	3,288	Isaiah Pead	2008-11
4.	2,998	Allen Harvin	1978-82
5.	2,963	David Small	1991-93
6.	2,786	Robert Cooper	1996-99
7.	2,498	James Bettis	1978-81
8.	2,223	Al McKinney	1985-88
9.	2,197	Reggie Harrison	1971-73
10.	2,053	Richard Hall	2002-04

Rushing Average (Min. 150 Attempts)

1.	6.65	Roger Stephens	1946-48
2.	6.07	Dom Del Bene	1951-53
3.	6.00	Isaiah Pead	2008-11
4.	5.72	Joe Miller	1953-55
5.	5.52	Bill Bailey	1963-65
6.	5.33	George Winn	2009-12
7.	5.25	Jim Niemann	1954-56
8.	5.07	Joe Concilla	1951-53
9.	5.06	Allen Harvin	1978-82
10.	5.04	Daryl Royal	1994-97

Rushing Touchdowns

1.	37	DeMarco McCleskey	1998, 2000-02
2.	31	David Small	1991-93
3.	27	Isaiah Pead	2008-11
4.	25	Reggie Harrison	1971-73
5.	24	Reggie Taylor	1983-86
6.	22	Bob Heuck	1910-12
7.	21	Joe Concilla	1951-53
	21	Bradley Gaththaar	2004-07
9.	19	Tony Kapetanis	1977-79
10.	18	Al Johnson	1969-71

100-Yard Games

1.	21	Reggie Taylor	1983-86
2.	14	DeMarco McCleskey	1998, 2000-02
	14	David Small	1991-93
4.	13	James Bettis	1978-81
5.	12	Allen Harvin	1978-82
6.	11	Isaiah Pead	2008-11
7.	9	Robert Cooper	1996-99
	9	Al McKinney	1985-88
9.	7	Steve Cowan	1970-72
	7	Reggie Harrison	1971-73
	7	Al Nelson	1962-64

200-Yard Games

1.	4	David Small	1991-93
2.	2	Robert Cooper	1999

300-Yard Games

1.	1	Bob Hynes	1923
----	---	-----------------	------

Longest Rush From Scrimmage

1.	91	Joe Miller vs. Xavier (TD)	1953
2.	80	Isaiah Pead vs. Miami (OH) (TD)	2010
	80	Allen Harvin vs. Miami (OH)	1982
	80	Art Bailey vs. Southern Miss (TD)	1977
	80	Bill Bailey vs. Kansas State (TD)	1965
	80	Dick Goist vs. William & Mary (TD)	1953
6.	79	Reggie Harrison vs. Louisville (TD)	1972
	79	Richard Hall vs. Miami (OH)	2004
8.	78	Reggie Harrison vs. Ohio (TD)	1971

PASSING**GAME RECORDS****Passing Attempts**

1.	59	Deontey Kenner vs. Southern Miss.....	1999
2.	56	Greg Cook vs. Ohio	1968
3.	53	Zach Collaros vs. USF	2010
4.	52	Ben Mauk vs. Southern Miss.....	2007
	52	Gino Guidugli vs. UAB.....	2004
	52	Gino Guidugli vs. Ohio State	2002
	52	Deontey Kenner vs. Ohio State	1999
	52	Greg Cook vs. Miami (OH)	1968
9.	50	Zach Collaros at Connecticut.....	2010
	50	Deontey Kenner vs. Troy State	1999
	50	Greg Cook vs. North Texas State	1968

Passing Completions

1.	35	Deontey Kenner vs. Southern Miss.....	1999
	35	Greg Cook vs. Ohio	1968
3.	32	Tony Pike vs. Illinois.....	2009
4.	31	Gino Guidugli vs. Army	2001
	31	Greg Cook vs. Miami (OH)	1968
6.	30	Zach Collaros vs. USF	2010
	30	Ben Mauk vs. Southern Miss.....	2007
	30	Gino Guidugli vs. USF	2004
	30	Danny McCoin vs. Virginia Tech	1986
10.	29	Zach Collaros vs. Connecticut	2009
	29	Gino Guidugli vs. UAB.....	2004
	29	Gino Guidugli vs. Temple	2003
	29	Gino Guidugli vs. Toledo	2001
	29	Deontey Kenner at Ohio State	1999
	29	Danny McCoin at Rutgers.....	1986

Passing Yards

1.	554	Greg Cook vs. Ohio	1968
2.	480	Zach Collaros vs. Connecticut	2009
3.	463	Zach Collaros vs. USF	2010
4.	431	Ben Mauk vs. Syracuse.....	2007
5.	407	Deontey Kenner vs. Southern Miss.....	1999
	407	Greg Cook vs. Miami (OH)	1968
7.	399	Tony Pike vs. Illinois.....	2009
	399	Danny McCoin vs. Miami (OH)	1987
9.	396	Greg Cook vs. Louisville	1968
10.	377	Gino Guidugli vs. USF	2004

Passing Touchdowns

1.	6	Tony Pike vs. Illinois.....	2009
2.	5	Zach Collaros at Louisville.....	2010
	5	Gino Guidugli vs. Southern Miss.....	2004
3.	4	17 times, last by Brendon Kay vs Duke	2012

Pass Interceptions

1.	6	Mike Shoemaker vs. Xavier	1972
2.	5	Paul Anderson at West Virginia	1990
	5	Eric Vibberts vs. Toledo.....	1995
	5	Gino Guidugli vs. North Texas State	2002
	5	Dustin Grutza at Miami (OH)	2005

SEASON RECORDS**Passing Attempts**

1.	472	Gino Guidugli.....	2002
2.	425	Gino Guidugli.....	2003
3.	411	Greg Cook	1968
4.	386	Ben Mauk	2007
5.	383	Zach Collaros.....	2010
6.	379	Deontey Kenner	1999
7.	369	Danny McCoin	1986
8.	360	Brendon Kay	2013
9.	350	Troy Bodine.....	1984
10.	342	Gino Guidugli.....	2004

Passing Completions

1.	258	Gino Guidugli.....	2002
2.	247	Brendon Kay.....	2013
3.	237	Danny McCoin	1986
4.	235	Ben Mauk	2007
5.	227	Gino Guidugli.....	2003
6.	225	Zach Collaros.....	2010
7.	219	Greg Cook	1968
8.	211	Tony Pike	2009
9.	210	Gino Guidugli.....	2004
10.	208	Deontey Kenner	1999

Passing Yards

1.	3,543	Gino Guidugli.....	2002
2.	3,272	Greg Cook	1968
3.	3,121	Brendon Kay.....	2013
	3,121	Ben Mauk	2007
5.	2,902	Zach Collaros.....	2010
6.	2,831	Danny McCoin	1986
7.	2,704	Gino Guidugli.....	2003
8.	2,633	Gino Guidugli.....	2004
9.	2,573	Gino Guidugli.....	2001
10.	2,520	Tony Pike	2009

Passing Completion Percentage (Min. 100 Att.)

1.	.750	Zach Collaros.....	2009
2.	.686	Brendon Kay.....	2013
3.	.642	Danny McCoin	1986
4.	.630	Brendon Kay.....	2012
5.	.626	Eric Vibberts	1994
6.	.624	Tony Pike	2009
7.	.614	Gino Guidugli.....	2004
	.614	Tony Pike	2008
9.	.609	Dustin Grutza	2006
	.609	Ben Mauk	2007

Passing Yards per Completion (Min. 50 Completions)

1.	18.74	Albert Johnson	1969
2.	16.22	Gene Rossi.....	1951
3.	15.59	Gene Rossi.....	1952
4.	15.42	Zach Collaros.....	2009
5.	15.07	Greg Cook	1967
6.	14.98	Mike Murphy	1954
7.	14.97	Tom O'Malley.....	1949
8.	14.94	Greg Cook	1968
9.	14.92	Brendon Kay.....	2012
10.	14.71	Gene Rossi.....	1950

Passing Efficiency (Min. 100 Attempts)

1.	195.53	Zach Collaros.....	2009
3.	163.07	Brendon Kay.....	2012
3.	155.5	Brendon Kay.....	2013
4.	151.85	Nick Davila.....	2006
5.	150.64	Ben Mauk	2007
6.	149.82	Tony Pike	2009
7.	149.74	Gene Rossi.....	1952
8.	146.48	Gino Guidugli.....	2004
9.	139.67	Troy Bodine.....	1983
10.	137.80	Danny McCoin	1985

Passing Touchdowns

1.	31	Ben Mauk	2007
2.	29	Tony Pike	2009
3.	26	Zach Collaros.....	2010
	26	Gino Guidugli.....	2004
5.	25	Greg Cook	1968
6.	22	Brendon Kay.....	2013
	22	Gino Guidugli.....	2002
7.	19	Tony Pike	2008
8.	17	Danny Barrett.....	1982
9.	16	Gino Guidugli.....	2001
	16	Tom O'Malley.....	1949

Pass Interceptions

1.	21	Gino Guidugli.....	2002
2.	20	Troy Bodine.....	1984
3.	19	Eric Vibberts	1995
4.	17	Greg Cook	1968
5.	16	Lance Harp	1992
6.	15	Deontey Kenner	1999
	15	Tom O'Malley.....	1949
	15	Gene Rossi.....	1951

Passing Touchdown-Interception Margin

1.	+23	Tony Pike	2009
2.	+22	Ben Mauk	2007
3.	+18	Gino Guidugli.....	2004
4.	+12	Zach Collaros.....	2010
5.	+8	Brendon Kay.....	2012
	+8	Tony Pike	2008
	+8	Greg Cook	1968

CAREER RECORDS**Passing Attempts**

1.	1,556	Gino Guidugli.....	2001-04
2.	922	Deontey Kenner	1997-2000
3.	899	Danny McCoin	1984-87
4.	788	Lance Harp	1991-93
5.	682	Tony Pike	2007-09
6.	658	Danny Barrett.....	1980-82
7.	655	Greg Cook	1966-68
8.	646	Dustin Grutza	2005-08
9.	559	Troy Bodine.....	1983-84
10.	511	Zach Collaros.....	2008-10

Passing Completions

1.	880	Gino Guidugli.....	2001-04
2.	544	Danny McCoin	1984-87
3.	498	Deontey Kenner	1997-2000
4.	421	Tony Pike	2007-09
5.	397	Lance Harp	1991-93
6.	388	Dustin Grutza	2005-08
7.	352	Danny Barrett.....	1980-82
8.	332	Greg Cook	1966-68
9.	319	Zach Collaros.....	2008-10
10.	298	Troy Bodine.....	1983-84

Completion Percentage (Min. 200 Att.)

1.	.624	Zach Collaros.....	2008-10
2.	.617	Tony Pike	2007-09
3.	.609	Ben Mauk	2007
4.	.605	Danny McCoin	1984-87
5.	.601	Dustin Grutza	2005-08
6.	.566	Gino Guidugli.....	2001-04
7.	.557	Eric Vibberts	1993-95
8.	.551	Jack Lee.....	1957-59
9.	.540	Deontey Kenner	1997-2000
	.540	Glenn Farkas.....	1987-90

Passing Yards

1.	11,453	Gino Guidugli.....	2001-04
2.	6,801	Danny McCoin	1984-87
3.	6,278	Deontey Kenner	1997-2000
4.	5,018	Tony Pike	2007-09
5.	4,906	Greg Cook	1966-68
6.	4,803	Lance Harp	1991-93
7.	4,476	Dustin Grutza	2005-078
8.	4,407	Danny Barrett.....	1979-82
9.	4,338	Zach Collaros.....	2008-10
10.	4,003	Gene Rossi.....	1950-52

RECORDS

Passing Yards Per Completion (Min. 100 Comp.)

1.	16.18	Mike Murphy	1953-55
2.	15.86	Albert Johnson	1969-71
3.	15.58	Gene Rossi	1949-52
4.	14.78	Greg Cook	1966-68
5.	14.38	Tom O'Malley	1947-49
6.	14.33	Brig Owens	1963-64
7.	14.09	Munchie Legaux	2010-pres
8.	13.84	Tony Kapetanias	1977-79
9.	13.82	Chad Plummer	1995-98
10.	13.59	Zach Collaros	2008-10

Touchdown Passes

1.	78	Gino Guidugli	2001-04
2.	49	Tony Pike	2007-09
3.	39	Danny McCain	1984-87
4.	37	Gene Rossi	1949-52
5.	36	Zach Collaros	2008-10
6.	34	Greg Cook	1966-68
7.	31	Ben Mauk	2007
8.	31	Deontey Kenner	1997-2000
9.	30	Tom O'Malley	1947-49
10.	29	Dustin Grutza	2005-08

Pass Interceptions

1.	48	Gino Guidugli	2001-04
2.	37	Deontey Kenner	1997-2000
	37	Danny Barrett	1979-82
4.	35	Greg Cook	1966-68
5.	34	Gene Rossi	1949-52
	34	Tony Kapetanias	1977-79
7.	33	Lance Harp	1991-93
8.	28	Troy Bodine	1983-84
	28	Henry Miller	1973-76
10.	27	Eric Vibberts	1993-95

Passing Touchdown-Interception Margin

1.	+30	Gino Guidugli	2001-04
2.	+29	Tony Pike	2007-09
3.	+22	Ben Mauk	2007
4.	+20	Zach Collaros	2008-10
5.	+13	Danny McCain	1984-87

Consecutive 250+ Yard Passing Games

1.	8	Greg Cook	1968
2.	7	Brendon Kay	2013

RECEIVING

GAME RECORDS

Receptions

1.	13	Tom Rossley vs. Wichita State	1968
	13	Jon Olinger vs. Miami (OH)	2002
3.	12	Armon Binns vs. USF	2010
	12	Mardy Gilyard vs. Connecticut	2009
	12	LaDaris Vann vs. Tulane	2002
	12	LaDaris Vann vs. Army	2001
	12	Zeke Harden vs. North Texas State	1972

Receiving Yards

1.	254	Tom Rossley vs. Louisville	1968
2.	240	Jon Olinger vs. Miami (OH)	2002
3.	212	Jim O'Brien vs. Ohio	1968
4.	210	Marcus Barnett vs. West Virginia	2007
5.	196	Jim O'Brien vs. Tampa	1968
6.	194	Jon Olinger at East Carolina	2002
7.	185	Marlon Pearce vs. Louisville	1992
8.	183	Marlon Pearce vs. East Carolina	1991
9.	177	Robert Tate at Kansas	1995
10.	175	Armon Binns at Louisville	2010
	175	Hannibal Thomas vs. Miami (OH)	2004
	175	Marlon Pearce vs. Akron	1992

Longest Pass Play

1.	95	Greg Cook to Tom Rossley vs. Louisville (TD)	1968
2.	91	Eric Vibberts to James Scott vs. East Carolina (TD)	1994
3.	83	Brendon Kay to Travis Kelce vs. Duke (TD)	2012
	83	Nick Davila to Brent Celek vs. Rutgers (TD)	2006
5.	82	Eric Vibberts to Robert Tate vs. Kansas (TD)	1995
	82	Brig Owens to Errol Prisby vs. Dayton (TD)	1964
7.	81	Zach Collaros to Armon Binns at Syracuse (TD)	2009
8.	80	Gino Guidugli to Hannibal Thomas vs. Southern Miss.	2004
	80	Lance Harp to Marlon Pearce vs. Rutgers (TD)	1992
	80	Danny McCain to Jason Stargel vs. Wichita State (TD)	1986
	80	Albert Johnson to Denny Jackson vs. Miami (OH) (TD)	1969
	80	Ben Mauk to Marcus Barnett vs. San Diego State (TD)	2007

Receiving Touchdowns

1.	3	Armon Binns at Louisville	2010
	3	Marcus Barnett vs. Syracuse	2007
	3	Hannibal Thomas vs. Southern Miss.	2004
	3	Jon Olinger at East Carolina	2002
	3	Deno Foster at Louisville	1983
	3	Jim O'Brien vs. Tampa	1968

SEASON RECORDS

Receptions

1.	87	Mardy Gilyard	2009
2.	84	Dominick Goodman	2008
3.	81	Mardy Gilyard	2008
4.	80	Tom Rossley	1968
5.	75	Armon Binns	2010
	75	Shaq Washington	2013
6.	73	LaDaris Vann	2001
7.	71	LaDaris Vann	2002
8.	68	Dominick Goodman	2007
9.	64	Hannibal Thomas	2004
10.	62	Marcus Barnett	2007

Receiving Yards

1.	1,276	Mardy Gilyard	2008
2.	1,191	Mardy Gilyard	2009
3.	1,114	Jon Olinger	2002
4.	1,107	Jim O'Brien	1968
5.	1,101	Armon Binns	2010
6.	1,072	Tom Rossley	1968
7.	1,028	Dominick Goodman	2008
	1,028	Hannibal Thomas	2004
9.	908	Anthony McClung	2013
10.	902	LaDaris Vann	2001

Yards Per Reception (Min. 20 Rec.)

1.	25.16	Jim O'Brien	1968
2.	21.75	Jason Stargel	1985
3.	21.25	Jason Stargel	1983
4.	21.04	Jim O'Brien	1969
5.	20.62	Jon Olinger	2002
6.	19.67	Aaron Hagans	1979
7.	19.48	Anthony Ladd	1996
8.	19.46	Robert Tate	1995
9.	19.41	Deno Foster	1981
10.	19.19	Jason Stargel	1986

Touchdown Receptions

1.	13	Marcus Barnett	2007
2.	12	Jim O'Brien	1968
3.	11	Armon Binns	2009
	11	Mardy Gilyard	2009
	11	Mardy Gilyard	2008
6.	10	Armon Binns	2010
7.	9	Chris Moore	2013
	9	Hannibal Thomas	2004
	9	Jim Kelly	1950



CAREER RECORDS

Receptions

1.	204	Mardy Gilyard	2005; 2007-09
	204	Dominick Goodman	2005-08
	204	LaDaris Vann	1999-2002
4.	159	D.J. Woods	2008-11
5.	138	Armon Binns	2007-10
6.	135	Tye Keith	1999-2002
7.	127	Marcus Barnett	2007-10
8.	125	Marlon Pearce	1990-92
9.	117	Mardy Gilyard	2006-08
10.	111	Roosevelt Mukes	1985-88

Receiving Yards

1.	3,003	Mardy Gilyard	2005; 2007-09
2.	2,512	Dominick Goodman	2005-08
3.	2,483	LaDaris Vann	1999-2002
4.	2,285	Jim O'Brien	1967-69
5.	2,156	D.J. Woods	2008-11
6.	2,096	Marlon Pearce	1990-92
7.	2,088	Jason Stargel	1982-86
8.	2,008	Armon Binns	2007-10
9.	1,849	Deno Foster	1981-84
10.	1,832	Tye Keith	1999-2002

Yards Per Reception (Min. 50 Rec.)

1.	21.97	Jim O'Brien	1967-69
2.	19.70	Jason Stargel	1982-86
3.	18.75	Jon Olinger	1999-2002
4.	18.48	Glen Dillhoff	1951-54
5.	18.11	Denny Jackson	1968-69
6.	17.12	Deno Foster	1981-84
7.	16.96	Dick Jarvis	1950-51
8.	16.77	Marlon Pearce	1990-92
9.	16.76	Hannibal Thomas	2003-04
10.	15.50	Mardy Gilyard	2005-08

Touchdown Receptions

1.	25	Mardy Gilyard	2005; 2007-09
2.	22	Dominick Goodman	2005-08
3.	21	Armon Binns	2007-10
	21	Jim O'Brien	1967-69
5.	17	Marcus Barnett	2007-10
	17	Deno Foster	1981-84
7.	14	D.J. Woods	2008-11
	14	Brent Celek	2003-06
	14	LaDaris Vann	1999-2002
	14	Jon Olinger	1999-2002

Consecutive Games With A Reception

1.	46	LaDaris Vann	1999-2002
2.	33	Jason Stargel	1982-86
3.	32	Dominick Goodman	2005-08
4.	27	Tye Keith	2000-02
5.	26	Jon Olinger	2001-02

ALL-PURPOSE YARDS (Rushing, Receiving and Returns)

Game		
1.	381	Mardy Gilyard at Pittsburgh.....2009
2.	365	Mardy Gilyard at Oklahoma.....2008
3.	333	Robert Tate at Kansas1995
4.	316	Robert Tate vs. Toledo1995
5.	306	Bob Hynes vs. Case-Western Reserve.....1923
6.	303	Mardy Gilyard vs. Connecticut.....2009
7.	294	Clem Turner vs. Kansas State.....1966
8.	291	D.J. Woods vs. Rutgers.....2010
	288	Reggie Taylor vs. Miami (OH).....1986
10.	283	D.J. Woods, vs. Oklahoma2010
	283	LaDaris Vann at East Carolina.....1999

Season

1.	2,690	Mardy Gilyard.....2009
2.	2,280	Mardy Gilyard.....2008
3.	1,859	D.J. Woods2010
4.	1,729	DeMarco McCleskey2002
5.	1,685	Robert Tate.....1995
6.	1,652	Isaiah Pead.....2011
7.	1,643	Reggie Taylor.....1986
8.	1,572	Roger Stephens.....1947
9.	1,471	Reggie Taylor1985
10.	1,461	Allen Harvin.....1978

Career

1.	5,945	Mardy Gilyard.....2005-09
2.	5,322	Reggie Taylor.....1983-86
3.	4,113	DeMarco McCleskey1998, 2000-02
4.	4,104	Isaiah Pead.....2008-11
5.	4,036	Al McKinney.....1985-88
6.	3,738	Dominick Goodman2005-08
7.	3,663	Allen Harvin.....1978-82
8.	3,542	Robert Cooper.....1996-99
9.	3,405	DJ Woods2008-11
10.	3,308	Robert Tate.....1993-96

TOTAL OFFENSE (Rushing and Passing)**GAME RECORDS****Total Plays**

1.	65	Zach Collaros vs. Connecticut2010
2.	64	Ben Mauk vs. Southern Miss.....2007
	64	Greg Cook vs. Ohio1968
4.	63	Zach Collaros vs. USF.....2010
5.	62	Deontey Kenner at Southern Miss.....1999
6.	60	Deontey Kenner at Ohio State.....1999
7.	59	Gino Guidugli vs. UAB.....2004
8.	58	Gino Guidugli vs. Ohio State2002
	58	Deontey Kenner vs. Troy1999
10.	59	Zach Collaros at Fresno State2010

Total Yards

1.	555	Zach Collaros vs. Connecticut2009
2.	525	Greg Cook vs. Ohio1968
3.	490	Zach Collaros vs. USF.....2010
4.	436	Ben Mauk vs. Syracuse.....2007
5.	426	Deontey Kenner at Southern Miss.....1999
6.	410	Zach Collaros at USF.....2011
7.	412	Bob Hynes vs. Case-Western Reserve.....1923
8.	407	Deontey Kenner at Ohio State1999
9.	404	Gino Guidugli vs. Louisville2003
10.	403	Munchie Legaux vs. Virginia Tech.....2012

SEASON RECORDS**Total Plays**

1.	541	Gino Guidugli.....2002
2.	507	Greg Cook1968
3.	504	Zach Collaros.....2011
4.	501	Gino Guidugli.....2003
5.	486	Ben Mauk2007
6.	439	Danny McCoin1986

7.	433	Deontey Kenner1999
8.	413	Troy Bodine.....1984
9.	398	Danny Barrett.....1982
10.	385	Gino Guidugli.....2004

Total Yards

1.	3,570	Gino Guidugli.....2002
2.	3,498	Ben Mauk2008
3.	3,210	Greg Cook1968
4.	3,104	Zach Collaros.....2011
5.	2,870	Gino Guidugli.....2003
6.	2,723	Gino Guidugli.....2004
7.	2,642	Deontey Kenner1999
8.	2,585	Danny McCoin1986
9.	2,498	Gino Guidugli.....2001
10.	2,454	Tony Pike2008

CAREER RECORDS**Total Plays**

1.	1,791	Gino Guidugli.....2001-04
2.	1,091	Danny McCoin1984-87
3.	1,051	Zach Collaros.....2008-11
4.	1,035	Deontey Kenner1997-2000
5.	955	Lance Harp1991-93
6.	892	Danny Barrett.....1979-82
7.	869	Dustin Grutza2005-08
8.	876	Reggie Taylor1983-86
9.	849	Albert Johnson1968-71
10.	822	Greg Cook1966-68

Total Yards

1.	11,661	Gino Guidugli.....2001-04
2.	7,087	Zach Collaros.....2008-11
3.	6,558	Deontey Kenner1997-2000
4.	6,210	Danny McCoin1984-87
5.	5,018	Tony Pike2007-09
6.	4,909	Lance Harp1991-93
7.	4,760	Greg Cook1965-68
8.	4,476	Dustin Grutza2005-08
9.	4,287	Danny Barrett.....1979-82
10.	4,279	Chad Plummer1995-98

SCORING**GAME RECORDS****Total Points**

1.	51	Ike Stewart vs. Transylvania.....1912
2.	36	Bob Heuck vs. Transylvania.....1912
3.	25	Jim O'Brien vs. Louisville1968

Touchdowns

1.	8	Ike Stewart vs. Transylvania.....1912
2.	6	Bob Heuck vs. Transylvania.....1912
3.	5	Isaiah Pead vs. Rutgers2010
	4	DeMarco McCleskey at Arkansas State1998
	4	DeMarco McCleskey vs. Houston1998
	4	David Small vs. Houston1993
	4	David Small vs. Kent State1993

Extra Points Made

1.	12	Alonzo Weiss vs. Transylvania.....1912
2.	9	Jacob Rogers vs. Rutgers.....2010
	9	Steve Schultz vs. Louisiana-Monroe1977
4.	7	Tony Miliano vs. Miami (OH).....2012
	7	Tony Miliano vs. Austin Peay2011
	7	Tony Miliano vs. Akron2011
	7	Jake Rogers vs. San Diego State.....2007
	7	Jake Rogers vs. Syracuse2007
	7	Kevin Lovell at Southern Miss.....2004
	7	Jonathan Ruffin at Miami (OH)1999
	7	Phil Insalaco vs. Austin Peay1988

Field Goals Made

1.	4	Tony Miliano at Pittsburgh.....2011
	4	Jacob Rogers vs. Connecticut.....2009
	4	Kevin Lovell at Connecticut.....2006
	4	Chris Manfredini vs. Louisville2003
	4	Jonathan Ruffin at Hawai'i.....2002
	4	Jonathan Ruffin at Tulane2000
	4	Jonathan Ruffin vs. UAB.....2000
	4	Phil Insalaco vs. Indiana State.....1988
	4	Steve Schultz vs. Vanderbilt.....1976

SEASON RECORDS**Total Points**

1.	142	Jim O'Brien.....1968
2.	104	Jonathan Ruffin2000
3.	102	Tony Miliano2012
	102	Jacob Rogers.....2009
	102	DeMarco McCleskey2002
	102	David Small1993
7.	101	Jonathan Ruffin2002
8.	98	Tony Miliano2011
9.	90	Isaiah Pead.....2011
	90	Ed Kovac1959

Touchdowns

1.	17	DeMarco McCleskey.....2002
	17	David Small1993
3.	15	Isaiah Pead2011
	15	Ed Kovac1959
5.	14	Marcus Barnett2007
6.	13	George Winn.....2012
	13	Mardy Gilyard2009
	13	Mardy Gilyard2008
	13	Al Nelson1964
10.	12	David Small1992
	12	Jim O'Brien.....1968

Extra Points Made

1.	63	Jacob Rogers.....2009
2.	51	Tony Miliano.....2012
	51	Jacob Rogers.....2007
4.	47	Tony Miliano.....2011
5.	44	Jonathan Ruffin2002
6.	39	Kevin Lovell2004
7.	38	Jacob Rogers.....2010
8.	36	Jonathan Ruffin2001
9.	34	Jacob Rogers.....2008
10.	33	Tom Dallen.....1993

Extra Points Attempted

1.	68	Jacob Rogers.....2009
2.	54	Jacob Rogers.....2007
3.	53	Tony Miliano.....2012
4.	50	Tony Miliano.....2011
5.	46	Jonathan Ruffin2002
6.	40	Jacob Rogers.....2010
	40	Kevin Lovell2004
8.	39	Ralph Pisanelli1952

Extra Point Percentage (min. 20 att.)

1.	1.000	Mike Morton (21-of-21).....1983
	1.000	Robert Barone (22-of-22).....1985
	1.000	Steve Schultz (24-of-24)1976
	1.000	Phil Insalaco (26-of-26)1987
	1.000	Eric Richards (26-of-26)1996
	1.000	Jonathan Ruffin (36-of-36)2001
	1.000	Kevin Lovell (28-of-28).....2006
2.	.975	Kevin Lovell (39-of-40)2004
3.	.964	Eric Richards (27-of-28)1995
4.	.963	Jonathan Ruffin (26-of-27)2000
	.963	Eric Richards (26-of-27)1997

RECORDS

Field Goals Made

1.	26	Jonathan Ruffin	2000
2.	19	Jonathan Ruffin	2002
3.	18	Kevin Lovell	2006
4.	17	Tony Miliano	2012
	17	Tony Miliano	2011
	17	Tom Dallen	1993
7.	16	Jacob Rogers	2008
	16	Eric Richards	1995
9.	15	Dan Shepherd	1975
10.	14	Jim Fogler	1982

Field Goals Attempted

1.	29	Jonathan Ruffin	2000
2.	28	Steve Schultz	1976
3.	25	Tony Miliano	2011
	25	Jim O'Brien	1968
5.	24	Eric Richards	1995
6.	23	Jacob Rogers	2008
	23	Kevin Lovell	2006
8.	22	Tony Miliano	2012
	22	Jonathan Ruffin	2002
	22	Tom Dallen	1993
	22	Dan Shepherd	1975

Field Goal Percentage

1.	.909	Chris Manfredini (10-of-11)	2003
2.	.897	Jonathan Ruffin (26-of-29)	2000
3.	.864	Jonathan Ruffin (19-of-22)	2002
4.	.786	Jacob Rogers (11-of-14)	2010
	.786	Steve Schultz (11-of-14)	1978
5.	.783	Kevin Lovell (18-of-23)	2006

Consecutive Games with a Field Goal

1.	11	Jonathan Ruffin	2000
2.	10	David Rowe	1991
3.	8	Jonathan Ruffin	2002
4.	7	Jonathan Ruffin	2001
	7	Jim Fogler	1982
	7	Eric Richards	1996

Points Scored By Kicking

1.	104	Jonathan Ruffin	2000
2.	102	Tony Miliano	2012
	102	Jacob Rogers	2009
	101	Jonathan Ruffin	2002
5.	98	Tony Miliano	2011
6.	84	Jacob Rogers	2007
	84	Tom Dallen	1993
8.	82	Jacob Rogers	2008
	82	Kevin Lovell	2006
10.	75	Eric Richards	1995

CAREER RECORDS

Total Points

1.	339	Jacob Rogers	2007-10
2.	315	Jonathan Ruffin	1999-2002
3.	248	DeMarco McCleskey	1998, 2000-02
4.	247	Jim O'Brien	1967-69
5.	203	Steve Schultz	1976-79
6.	202	Eric Richards	1994-97
7.	200	Tony Miliano	2011-pres.
8.	198	Isaiah Pead	2008-11
	198	David Small	1991-93
10.	184	Kevin Lovell	2004-06

Touchdowns

1.	41	DeMarco McCleskey	1998, 2000-02
2.	33	David Small	1991-93
3.	27	Reggie Harrison	1971-73
4.	33	Isaiah Pead	2008-11
5.	31	Mardy Gilyard	2005-09

6.	26	Reggie Taylor	1983-86
	26	Bob Heuck	1910-12
8.	22	Dominick Goodman	2005-08
9.	21	Armon Binns	2007-10
	21	Jim O'Brien	1967-69
	21	Joe Morrison	1956-58
	21	Joe Concilla	1951-53
	21	Bradley Glatthaar	2004-07

Extra Points Made

1.	186	Jacob Rogers	2007-10
	129	Jonathan Ruffin	1999-2002
3.	98	Tony Miliano	2011-pres.
	98	Steve Schultz	1976-79
5.	85	Kevin Lovell	2004-06
6.	79	Eric Richards	1994-97
7.	76	Phil Insalaco	1986-88
8.	61	Jim O'Brien	1967-69
9.	51	Tom Dallen	1993-94
10.	50	Ralph Pisanelli	1952-53

Extra Points Attempted

1.	195	Jacob Rogers	2007-10
2.	134	Jonathan Ruffin	1999-2002
3.	103	Tony Miliano	2011-pres.
	103	Steve Schultz	1976-79
5.	86	Kevin Lovell	2004-06
6.	81	Eric Richards	1994-97
7.	79	Phil Insalaco	1986-88
8.	68	Jim O'Brien	1967-69
9.	66	Ralph Pisanelli	1952-53
10.	54	Jim Fogler	1981-82

Extra Point Percentage (Min. 30 Att.)

1.	.988	Kevin Lovell (85-of-86)	2004-06
2.	.978	Eric Richards (89-of-91)	1994-97
3.	.974	Mike Morton (37-of-38)	1983-84
4.	.963	Jonathan Ruffin (129-of-134)	1999-2002
5.	.962	Tom Dallen (51-of-53)	1993-94
	.962	Phil Insalaco (76-of-79)	1986-88

Consecutive Extra Points Made

1.	82	Kevin Lovell	2004-06
2.	65	Jonathan Ruffin	2000-2002
3.	64	Jacob Rogers	2008-09
4.	63	Eric Richards	1994-97
5.	38	Phil Insalaco	1986-88
6.	37	Jacob Rogers	2007
7.	36	Mike Morton	1983-84
8.	35	Tony Miliano	2012
	35	Jacob Rogers	2009
10.	25	Tom Dallen	1993-94

Field Goals Made

1.	62	Jonathan Ruffin	1999-2002
2.	51	Jacob Rogers	2007-10
3.	41	Eric Richards	1994-97
4.	35	Steve Schultz	1976-79
5.	34	Tony Miliano	2011-pres.
6.	33	Kevin Lovell	2004-06
7.	28	Phil Insalaco	1986-88
8.	25	Dan Shepherd	1973-75
9.	23	Tom Dallen	1993-94
10.	21	Jim Fogler	1981-82

Field Goals Attempted

1.	79	Jonathan Ruffin	1999-2002
2.	75	Jacob Rogers	2007-10
3.	68	Steve Schultz	1976-79
4.	62	Eric Richards	1994-97
5.	47	Tony Miliano	2011-pres.
	47	Kevin Lovell	2004-06

7.	44	Jim O'Brien	1967-69
8.	42	Jake Rogers	2007-08
9.	41	Phil Insalaco	1986-88
	41	Sal Casola	1972-73

Field Goal Percentage

1.	.785	Jonathan Ruffin (62-of-79)	1999-2002
2.	.731	David Rowe (19-of-26)	1990-91
3.	.723	Tony Miliano (34-of-47)	2011-pres.
4.	.714	Dan Shepherd (25-of-35)	1973-75
5.	.702	Kevin Lovell (33-of-47)	2004-06
6.	.683	Phil Insalaco (28-of-41)	1986-88
7.	.680	Tony Miliano (17-of-25)	2011-
	.680	Jacob Rogers (51-of-75)	2007-10
9.	.677	Jim Fogler (21-of-31)	1981-83
10.	.676	Tom Dallen (23-of-34)	1993-94

Consecutive Field Goals Made

1.	13	Jake Rogers	2007-08
	13	Jonathan Ruffin	2002
3.	12	Jonathan Ruffin	2000
4.	11	Kevin Lovell	2006
5.	8	Jonathan Ruffin	2001
	8	Eric Richards	1997
7.	7	Jonathan Ruffin	2000
	7	Phil Insalaco	1987
	7	Kevin Lovell	2005-06
10.	6	Eric Richards	1995
	6	Mike Morton	1983

Points Scored By Kicking

1.	339	Jacob Rogers	2007-10
2.	315	Jonathan Ruffin	1999-2002
3.	203	Steve Schultz	1976-79
4.	202	Eric Richards	1994-97
5.	200	Tony Miliano	2011-pres.
6.	184	Kevin Lovell	2004-06
7.	160	Phil Insalaco	1986-88
8.	121	Jim O'Brien	1967-69
9.	120	Tom Dallen	1993-94
10.	114	Dan Shepherd	1973-75

Consecutive Games Scored In

1.	47	Jonathan Ruffin	1999-2002
2.	37	Jacob Rogers	2007-10
3.	26	Tony Miliano	2011-pres.
4.	24	Jim O'Brien	1968-69
5.	19	Eric Richards	1996-97

Longest Field Goals Made

1.	58	Jon Bacon vs. Miami (OH)	1994
2.	55	Jake Rogers vs. Oregon State	2007
3.	54	Jake Rogers at Connecticut	2008
	54	Dan Shepherd vs. Tulsa	1975
5.	53	Jake Rogers at Hawai'i	2008
	53	Sal Casola vs. Memphis	1973
7.	51	Steve Schultz vs. Miami (OH)	1976
8.	50	Jake Rogers vs. Rutgers	2008
	50	Eric Richards vs. Southern Miss.	1997
	50	Phil Insalaco vs. Miami (OH)	1988

PUNTING

GAME RECORDS

Punts

1.	13	Phil Peckich at Pittsburgh	1981
2.	12	Steve Smith at Louisville	1996
	12	Steve Smith at Virginia Tech	1995
	12	Mike Connell at Arizona State	1976
	12	Don McMillan at Tulsa	1946

Punting Yards

1.	510	Steve Smith at Louisville.....	1996
2.	502	Mike Connell vs. Arizona State	1976
3.	460	Clem Fennell at North Texas State	1970
4.	456	Doug Johnson at Boston College	1997
5.	452	Steve Smith at Virginia Tech.....	1995

Punting Average

1.	59.7	Pat O'Donnell vs. NC State (3 punts)	2011
	59.7	Kevin Huber vs. Marshall (3 punts)	2007
3.	54.0	Adam Wulfeck vs. Miami (OH) (2 punts)	1999
4.	53.0	John Mooth vs. Ohio (4 punts)	1952
5.	52.0	Jeff Blaylock vs. Tulsa (2 punts)	1994
6.	51.0	Adam Wulfeck vs. Tulane (5 punts)	2001

Longest Punts

1.	78	Mike Connell vs. Louisiana-Lafayette	1976
2.	76	Pat O'Donnell vs. NC State	2011
	75	Clem Fennell at Louisville	1971
4.	72	Doug Johnson vs. Memphis.....	1997
5.	69	Adam Wulfeck at Army	2001
6.	68	Jeff Blaylock at Tulsa.....	1993
7.	67	Shaun Burdick vs. Virginia Tech	1985
8.	67	Dave Ritchie at Houston	1959
9.	66	Brig Owens vs. Tulsa	1964
10.	65	Pat O'Donnell vs. USF	2012
	65	Chet Ervin vs. Louisville.....	2005
	65	Adam Wulfeck vs. Syracuse	2000

SEASON RECORDS**Punts**

1.	80	Phil Peckich	1981
2.	77	Jeff West	1974
3.	73	Jeff Jones	1990
4.	72	Mike Connell.....	1976
5.	71	Clem Fennell.....	1972
6.	70	Benny Rhoads.....	1969
	70	Clem Fennell.....	1970
	70	Brian Steel.....	2006
9.	69	Jeff Jones	1989
10.	68	Steve Smith	1996
	68	Shaun Burdick	1983

Punting Yards

1.	3,192	Jeff West	1974
2.	3,155	Phil Peckich	1981
3.	3,095	Mike Connell.....	1976
4.	2,821	Jeff Jones	1990
5.	2,800	Adam Wulfeck	2001
6.	2,795	Steve Smith	1996
7.	2,767	Clem Fennell.....	1972
8.	2,760	Pat O'Donnell	2011
9.	2,715	Brian Steel.....	2006
10.	2,703	Benny Rhoads	1969

Punting Average (Min. 25 Punts)

1.	46.90	Kevin Huber	2007
2.	45.00	Kevin Huber	2008
3.	43.80	Pat O'Donnell	2011
4.	43.75	Adam Wulfeck	2001
5.	42.99	Mike Connell.....	1976
6.	42.85	Mike Connell.....	1977
7.	42.53	Jeff West.....	1973
8.	42.47	Benny Rhoads	1968
9.	42.20	Adam Wulfeck.....	1999
10.	42.10	Mike Connell.....	1975

CAREER RECORDS**Punts**

1.	241	Chet Ervin	2002-05
2.	236	Jeff Blaylock	1991-94
3.	235	Shaun Burdick	1983-86

4.	216	Jeff Jones	1987-90
5.	214	Adam Wulfeck	1998-2001
6.	205	Phil Peckich	1978-82
7.	204	Clem Fennell.....	1970-72
8.	194	Mike Connell.....	1974-77
9.	174	Pat O'Donnell	2010-12
10.	143	Tom O'Malley.....	1947-49

Punting Yards

1.	9,446	Chet Ervin	2002-05
2.	9,244	Shaun Burdick	1983-86
3.	9,008	Adam Wulfeck	1998-2001
4.	8,711	Jeff Blaylock	1991-94
5.	8,247	Mike Connell.....	1974-77
6.	8,180	Jeff Jones	1987-90
7.	8,005	Phil Peckich	1978-82
8.	7,824	Clem Fennell.....	1970-72
9.	7,405	Pat O'Donnell	2010-12
10.	5,684	Kevin Huber	2005-08

Punting Average (Min. 50 Punts)

1.	45.47	Kevin Huber	2005-08
2.	42.60	Pat O'Donnell	2010-12
3.	42.51	Mike Connell.....	1974-77
4.	42.05	Adam Wulfeck	1998-2001
5.	41.90	Jeff West	1973-74
6.	41.09	Doug Johnson	1996-97
7.	40.12	Benny Rhoads	1967-69
8.	39.52	Steve Smith	1995-96
9.	39.36	Jim Niemann	1954-56
10.	39.34	Shaun Burdick	1983-86

RETURNS**GAME RECORDS****Kickoff Returns**

1.	8	Mardy Gilyard at Pittsburgh.....	2009
	8	LaDaris Vann vs. East Carolina	1999
2.	7	Antonio Chatman vs. Indiana.....	2000
	7	Donald McKnight vs. Syracuse	1998
	7	Lloyd Pate vs. Houston.....	1968

Kickoff Return Yards

1.	256	Mardy Gilyard at Pittsburgh.....	2009
2.	246	Mardy Gilyard at Oklahoma	2008
3.	218	Roger Stephens vs. Dayton.....	1947
4.	207	Mardy Gilyard vs. Florida.....	2010
5.	192	Keith Jenkins vs. Houston	1975

Kickoff Returns For Touchdowns

1.	1	Accomplished 21 times last by Abernathy IV vs. Vanderbilt	(2011)
----	---	--	--------

Longest Kickoff Return

1.	100	Darrin Williams vs. SEMO (TD)	2009
	100	Mardy Gilyard at West Virginia (TD)	2008
	100	Walter Heuck vs. Denison (TD)	1910
3.	99	Mardy Gilyard at Pittsburgh (TD)	2009
	99	Keith Jenkins vs. Houston (TD)	1975

Punt Returns

1.	7	Mike Daniels vs. Western Carolina	2005
	7	Tinker Keck vs. Kansas	1997
	7	Charley Bland vs. Villanova	1973

Punt Return Yards

1.	161	Gene Gibson vs. Ohio	1949
2.	122	Tinker Keck vs. Louisville.....	1997
3.	103	Gene Gibson vs. Western Michigan	1949
4.	98	Errol Prisyb vs. North Texas State.....	1963
5.	97	Tinker Keck vs. Miami (OH).....	1997

Punt Return Touchdowns

1.	2	Tinker Keck vs. Louisville.....	1997
	2	Gene Gibson vs. Ohio.....	1949
2.	1	Accomplished 25 times	

Longest Punt Return

1.	98	Errol Prisyb vs. North Texas State (TD)	1963
2.	85	Dom Del Bene vs. Hardin-Simmons (TD)	1951
3.	84	Joe Morrison vs. Marquette (TD)	1956
4.	78	Tinker Keck vs. Louisville (TD)	1997
	78	Tony Jackson vs. Dayton (TD)	1967

SEASON RECORDS**Kickoff Returns**

1.	42	Mardy Gilyard	2009
2.	39	Ralph David Abernathy IV	2011
3.	36	Mardy Gilyard	2008
4.	33	Donald McKnight	1998
5.	32	Ralph David Abernathy IV	2012
6.	31	Dwayne Hunter	1987
7.	29	Bobby Brown.....	1989
	29	Russell Cooper.....	1980
9.	24	Antonio Chatman	2000
	24	Ralph Williams.....	1979

Kickoff Return Yards

1.	1,281	Mardy Gilyard	2009
2.	1,034	Ralph David Abernathy IV	2011
3.	994	Mardy Gilyard	2008
4.	801	Ralph David Abernathy IV	2012
5.	652	Russell Cooper.....	1980
6.	647	Donald McKnight	1998
7.	611	Dwayne Hunter	1987
8.	603	Bobby Brown.....	1989
9.	541	Dominick Goodman	2006
10.	515	Robert Tate	1995

Kickoff Return Average (Min. 1.5 KOR/G)

1.	34.33	Robert Tate	1995
2.	31.50	Chris Hewitt.....	1993
3.	30.50	Mardy Gilyard	2009
4.	29.13	Keith Jenkins	1975
5.	27.73	Tom Marvaso	1974

Kickoff Returns For Touchdowns

1.	2	Mardy Gilyard	2008
----	---	---------------------	------

Punt Returns

1.	38	Tinker Keck	1997
	38	Charley Bland	1973
3.	37	Tom Marvaso	1975
4.	36	Tye Keith	2002
5.	35	LaDaris Vann	2001
6.	34	Tom Marvaso	1974
7.	31	Keith Jenkins	1976
8.	30	Bill Davis	1988
9.	29	Lamont Patterson.....	1982
10.	28	Tinker Keck	1999
	28	Robert Tate	1995

Punt Return Yards

1.	577	Tinker Keck	1997
2.	438	Gene Gibson	1949
3.	342	Tom Marvaso	1974
4.	322	Gene Gibson	1950
5.	302	Charley Bland	1973
6.	289	LaDaris Vann	2001
7.	280	Tye Keith	2002
8.	274	Keith Jenkins	1976
9.	252	Robert Tate	1996
10.	240	Robert Tate	1995

RECORDS

Punt Return Average (Min. 10 Returns)

1.	20.86	Gene Gibson1949
2.	20.12	Gene Gibson1950
3.	19.82	Jack Delaney1951
4.	17.36	Billy Hunter1972
5.	16.23	Dom Del Bene1951

Punt Return Touchdowns

1.	4	Tinker Keck1997
2.	3	Gene Gibson1949
3.	2	Tom Marvaso1974
	2	Joe Morrison1956
	2	Gene Gibson1949
6.	1	Accomplished 17 times	

CAREER RECORDS

Kickoff Returns

1.	93	Mardy Gilyard2005-09
2.	71	Ralph David Abernathy IV2011-pres.
3.	62	Brian Jenkins1990-93
4.	55	Dominick Goodman2005-07
5.	50	Lloyd Pate1966-68
6.	49	Al McKinney1985-88
7.	44	Joe Abrams1988-92
8.	41	Robert Tate1993-96
	41	Bobby Brown1989-90
10.	39	Donald McKnight1995-98

Kickoff Returns Yards

1.	2,657	Mardy Gilyard2005-09
2.	1,835	Ralph David Abernathy IV2011-pres.
3.	1,506	Brian Jenkins1990-93
4.	1,199	Dominick Goodman2005-07
5.	1,083	Robert Tate1993-96
6.	994	Lloyd Pate1966-68
7.	985	Al McKinney1985-88
8.	870	Joe Abrams1988-92
	837	Dick James1970-72
10.	823	Bobby Brown1989-90

Kickoff Returns Average (Min. 25 KOR)

1.	28.60	Mardy Gilyard2005-09
2.	28.54	Chris Hewitt1993-95
3.	26.41	Robert Tate1993-95
4.	25.85	Ralph David Abernathy IV2011-pres.
5.	24.73	Mel Riggins1970-71

Kickoff Returns For Touchdowns

1.	4	Mardy Gilyard2005-09
2.	2	Mel Riggins1970-71
3.	1	Accomplished 17 times	

Punt Returns

1.	73	Robert Tate1993-96
	73	Tom Marvaso1974-75
3.	68	Tinker Keck1997-99
4.	60	Lamont Patterson1979-82
5.	55	Billy Hunter1970-72
6.	45	DJ Woods2008-11
7.	43	Charley Bland1973
8.	38	Dom Del Bene1951-53
9.	37	Tye Keith1999-02
	37	Gene Gibson1949-50

Punt Return Yards

1.	804	Tinker Keck1997-99
2.	760	Gene Gibson1949-50
3.	637	Robert Tate1993-96
4.	575	Tom Marvaso1974-75
5.	473	Billy Hunter1970-72
6.	443	Lamont Patterson1979-82
7.	396	Dom Del Bene1951-53

8.	375	DJ Woods2008-11
	333	Charley Bland1973
10.	301	Jack Delaney1950-52

Punt Return Average

1.	20.54	Gene Gibson1949-50
2.	14.33	Jack Delaney1950-52
3.	11.82	Tinker Keck1997-99
4.	11.80	Mardy Gilyard2005-09
5.	10.57	Brian Jenkins1990-92

Punt Return Touchdowns

1.	5	Gene Gibson1949-50
2.	4	Tinker Keck1997-99
3.	3	Joe Morrison1956-58
4.	2	Tom Marvaso1974-75
5.	1	Accomplished 16 times last by Gilyard (2009)	

INTERCEPTIONS

GAME RECORDS

Interceptions

1.	4	Bob Hynes vs. Ohio Northern1923
2.	3	accomplished six times, last by D. Smith (2007)	

Interception Return Yards

1.	123	Shawn Ferguson vs. Memphis1998
2.	96	Jocelyn Borgella vs. Rutgers1992
	96	Bob Del Rosa vs. Oklahoma State1958
4.	88	Joe Morrison vs. Dayton1956
5.	87	Joe Morrison vs. Wichita State1956

Interception Returns for Touchdowns

1.	2	Shawn Ferguson vs. Memphis1998
2.	1	accomplished 57 times, last by Temple (2012)	

SEASON RECORDS

Interceptions

1.	8	DeAngelo Smith2007
2.	6	Mike Mickens2007
	6	Daven Holly2003
	6	Blue Adams2002
	6	Sam Barnes1995
	6	Ed Bolis1970
	6	Bill Madeya1965
	6	Don Polagyi1952
9.	5	Jocelyn Borgella1992
	5	Robert Gibbs1983
	5	John Butz1978
	5	Barry Maroney1957

Interception Return Yards

1.	175	Joe Morrison1956
2.	171	Jocelyn Borgella1992
3.	159	John Mooth1951
4.	158	Mike Mickens2008
5.	136	Mike Mickens2007
6.	135	Aaron Webster2009
7.	123	Shawn Ferguson1998
8.	119	Rodney Harris1990
9.	116	Bob Del Rosa1958
10.	112	Chris Hewitt1995

Interception Returns for Touchdowns

1.	2	Mike Mickens2007
	2	Blue Adams2002
	2	Shawn Ferguson1998
	2	Joe Morrison1956

CAREER RECORDS

Interceptions

1.	14	Mike Mickens2005-08
2.	12	DeAngelo Smith2005-08

	12	Blue Adams	1998-2002
	12	Jocelyn Borgella.....	1990-93
5.	11	Ed Bolis.....	1970-72
6.	9	Daven Holly	2001-04
	9	Doug Monaghan	2001-04
	9	Zach Norton	2000-03
	9	Sam Barnes	1993-96
	9	Keith Jenkins	1975-76
	9	Billy Hunter	1970-72
	9	Don Fritz	1951-53

Interception Return Yards

1.	296	Mike Mickens2005-08
2.	263	Jocelyn Borgella1990-93
	263	Joe Morrison1956-58
4.	254	Gene Gibson1949-50
5.	222	Aaron Webster2006-09
6.	179	DeAngelo Smith2005-08
7.	177	Blue Adams1998-2002
8.	173	Keith Jenkins1975-76
9.	171	Shawn Ferguson1995-98
10.	164	Chris Hewitt1993-96

Interception Returns for Touchdowns

1.	3	Mike Mickens2005-08
	3	Shawn Ferguson1995-98
2.	2	DeAngelo Smith2005-2007
	2	Zach Norton2000-03
	2	Blue Adams1998-2002
	2	Joe Morrison1956

Longest Interception Returns

1.	96	Bob Del Rosa vs. Oklahoma State (TD)1958
2.	88	Joe Morrison vs. Dayton (TD)1956
3.	87	Joe Morrison vs. Wichita State (TD)1956
4.	84	DeAngelo Smith vs. Rutgers (TD)2006
5.	83	Shawn Ferguson vs. Memphis (TD)1998
	83	Art Sheffield vs. Indiana State (TD)1988
7.	80	Gene Gibson vs. Mississippi State (TD)1949
8.	79	Mike Mickens vs. South Florida (TD)2007
9.	78	Barry Maroney vs. Dayton (TD)1956
10.	77	Greg Butler vs. Villanova (TD)1972

DEFENSIVE

GAME RECORDS

Total Tackles

1.	31	Karl Woods at South Carolina1980
2.	24	Vaughn Booker vs. East Carolina1987
3.	23	Brad Jackson vs. Boston College1997
	23	Jerome Brinson vs. Oklahoma State1987
5.	22	Sam Barnes vs. Vanderbilt1994
	22	Jason Coppess vs. Bowling Green1993
	22	Alex Gordon vs. Miami (OH)1986
	22	Brad Nothacker vs. Penn State1985
9.	21	Jack Brusciannelli vs. West Virginia1989
	21	Mike Kelly vs. Rutgers1987

Solo Tackles (Since 2001)

1.	12	Mike Mickens at Akron2008
2.	12	Jamar Enzor at Memphis2003
3.	12	Ivan Fields vs. Tulane2001
4.	11	Walter Stewart vs. Syracuse2010
5.	11	Haruki Nakamura at USF2007
6.	11	Ryan Manalac at USF2007
7.	11	Jamar Enzor vs. Rhode Island2003
8.	11	Ivan Fields vs. West Virginia2002
9.	11	Lewis Carter vs. Purdue2001

Assisted Tackles (Since 2001)

1.	12	Andre Revels at Miami (OH)2009
	12	Corey Smith vs. Louisville2007
	12	Jamar Enzor at UAB2003

4.	10	Greg Blair at Louisville.....	2012
	10	JK Schaffer at NC State.....	2010
	10	JK Schaffer vs. Illinois.....	2009

Tackles For A Loss (Since 2001)

1.	5.5	Brandon Mills vs. Rutgers.....	2010
2.	5	Antwan Peek at Southern Miss.....	2002
	5	Antwan Peek vs. Louisiana-Monroe.....	2001
	5	Derek Wolfe vs. Connecticut.....	2011
5.	4.5	Trevor Anderson at Connecticut.....	2006

Sacks (Since 2001)

1.	4	Alex Daniels at Miami (OH).....	2009
	4	Antwan Peek vs. Louisiana-Monroe.....	2001
3.	3	Brandon Mills vs. Rutgers.....	2010
	3	Connor Barwin vs. Pittsburgh.....	2008
	3	Anthony Hoke vs. Connecticut.....	2007
	3	Anthony Hoke at Syracuse.....	2007
	3	Lamonte Nelms at Syracuse.....	2007
	3	Trent Cole at East Carolina.....	2004

Forced Fumbles (Since 2001)

1.	3	Antwan Peek vs. Louisiana-Monroe.....	2001
2.	2	Ryan Manalac vs. SE Missouri State.....	2007
	2	Haruki Nakamura at Pittsburgh.....	2007
	2	Aaron Webster at Pittsburgh.....	2009
	2	Antwan Peek at Temple.....	2002
	2	Fran Callicott vs. North Texas.....	2002
	2	Willis Edwards vs. East Carolina.....	2001

Fumble Recoveries (Since 2001)

1.	2	Wesley Richardson at NC State.....	2010
	2	Kevin McCullough vs. Connecticut.....	2005

SEASON RECORDS

Total Tackles

1.	186	Mike Brookins.....	1979
2.	168	Brad Jackson.....	1997
3.	161	Karl Woods.....	1980
4.	158	Jerome Brinson.....	1983
5.	155	Karl Woods.....	1978
6.	147	Dwayne Berry.....	1978
7.	145	Muhammed El-Mubarak.....	1995
8.	143	Linwood Marshall.....	1983
9.	140	Howie Kurnick.....	1978
10.	138	Greg Blair.....	2012
	138	Phillip Curry.....	1997
	138	Antonio Gibson.....	1982

Solo Tackles

1.	101	Howie Kurnick.....	1978
2.	94	Linwood Marshall.....	1983
3.	93	Brad Jackson.....	1997
	93	Mike Brookins.....	1979
5.	90	Muhammed El-Mubarak.....	1995
	90	Jerome Brinson.....	1983
7.	88	Sam Garnes.....	1994
8.	83	Phillip Curry.....	1997
9.	82	DeJuan Gossett.....	1999
10.	80	Jack Brusciaielli.....	1988

Assisted Tackles

1.	99	Karl Woods.....	1980
2.	93	Mike Brookins.....	1979
3.	83	Karl Woods.....	1978
4.	82	Alex Gordon.....	1985
5.	78	Dwayne Berry.....	1978
6.	75	Brad Jackson.....	1997
	75	Richard Rhodes.....	1985
8.	74	Antonio Gibson.....	1982
9.	73	Alex Gordon.....	1986
10.	70	Greg Blair.....	2012

Tackles for Loss

1.	28.0	Mike Gates.....	1980
2.	22.0	Trent Cole.....	2004
	22.0	Antwan Peek.....	2001
4.	21.5	Derek Wolfe.....	2011
	21.0	Antwan Peek.....	2002
	21.0	Phil Poirier.....	1989
6.	20.0	Nate Dingle.....	1992
7.	18.0	Tyjuan Hagler.....	2002
	18.0	Andrew Stewart.....	1988
9.	17.0	Phillip Curry.....	1995
	17.0	Terrill Byrd.....	2007

Quarterback Sacks

1.	13.0	Anthony Hoke.....	2007
2.	12.5	Antwan Peek.....	2001
3.	11.0	Connor Barwin.....	2008
4.	9.0	Andrew Stewart.....	1987
5.	9.5	Derek Wolfe.....	2011
6.	8.5	Trent Cole.....	2004
	8.5	Antwan Peek.....	2000
8.	8.0	George Jamison.....	1982
	8.0	Errol Cleveland.....	1982
	8.0	Dwayne Berry.....	1978
	8.0	Terrill Byrd.....	2007

Fumble Recoveries

1.	6	John Vitro.....	1975
2.	5	Antwan Peek.....	2002
	5	Ronnie Shannon.....	1990
	5	Howie Kurnick.....	1978
	5	Howie Kurnick.....	1976
	5	Joe Bardaro.....	1968

CAREER RECORDS

Total Tackles

1.	502	Karl Woods.....	1977-80
2.	487	Phillip Curry.....	1994-97
3.	392	Brad Jackson.....	1994-97
4.	356	Mike Brookins.....	1979-81
5.	352	Alex Gordon.....	1983-86
6.	351	Hassan Champion.....	1995-98
	351	Joe Olding.....	1979-82
8.	338	Doug Monaghan.....	2001-04
9.	337	JK Schaffer.....	2008-11
	327	DeJuan Gossett.....	1997-2000

Solo Tackles

1.	268	Phillip Curry.....	1994-97
2.	222	DeJuan Gossett.....	1997-2000
3.	216	Brad Jackson.....	1994-97
4.	211	Karl Woods.....	1977-80
5.	208	Ivan Fields.....	1999-2002
6.	206	Sam Garnes.....	1993-96
7.	200	Doug Monaghan.....	2001-04
8.	190	Mike Brookins.....	1979-81
9.	184	Hassan Champion.....	1995-98
10.	182	JK Schaffer.....	2008-11
	182	Reggie Hudson.....	1991-94

Assisted Tackles

1.	291	Karl Woods.....	1979-81
2.	219	Phillip Curry.....	1994-97
3.	192	Alex Gordon.....	1983-86
4.	176	Brad Jackson.....	1994-97
5.	175	Joe Olding.....	1979-82
6.	168	Howie Kurnick.....	1975-78
7.	167	Hassan Champion.....	1995-98
8.	166	Mike Brookins.....	1979-81
9.	155	JK Schaffer.....	2008-11
	144	Richard Rhodes.....	1985-87

Tackles for Loss

1.	56.0	Antwan Peek.....	1998-2002
2.	48.0	Trent Cole.....	2002-04
3.	46.0	Nate Dingle.....	1990-93
4.	45.0	Phillip Curry.....	1994-97
5.	44.5	Andre Frazier.....	2001-04
6.	42.0	Terrill Byrd.....	2005-08
7.	38.0	Alex Gordon.....	1983-86
8.	37.0	Derek Wolfe.....	2008-11
	37.0	George Jamison.....	1980-83
9.	36.0	Andrew Stewart.....	1986-88
10.	34.5	Tyjuan Hagler.....	2002-04

Quarterback Sacks

1.	27.0	Antwan Peek.....	1998-2002
2.	22.5	Andre Frazier.....	2001-04
3.	22.0	Anthony Hoke.....	2004-07
4.	19.5	Derek Wolfe.....	2008-11
5.	18.5	Trent Cole.....	2002-04
6.	18.0	Nate Dingle.....	1990-93
	18.0	George Jamison.....	1980-83
8.	16.5	Terrill Byrd.....	2005-08
9.	16.0	Andrew Stewart.....	1986-88
10.	15.0	Brandon Mills.....	2009-11
	15.0	Derrick Ransom.....	1994-97

Fumble Recoveries

1.	12	John Vitro.....	1973-75
2.	10	Antwan Peek.....	1998-2002
	10	Howie Kurnick.....	1975-77
4.	9	Ronnie Shannon.....	1988-91
	9	David Mann.....	1975-77
6.	7	Marion Ford.....	1972-73
	7	Charlie Stovall.....	1971-72

SINGLE-GAME TEAM RECORDS (OFFENSE)

Most Points

1.	124	vs. Transylvania	1912
2.	115	vs. Kentucky Wesleyan	1921
3.	72	vs. Austin Peay	2011
4.	70	vs. Southeast Missouri State	2009
5.	69	vs. Rutgers	2010
6.	69	vs. Case-Western Reserve	1923
7.	67	vs. Virginia Military Institute	1953
	67	vs. Baltimore	1935
9.	66	vs. Case-Western Reserve	1953
10.	63	vs. Louisiana-Monroe	1977

Most Touchdowns

1.	14	vs. Transylvania	1912
2.	10	vs. Austin Peay	2011
	10	vs. Rutgers	2010
	10	vs. Case-Western Reserve	1953
	10	vs. Virginia Military Institute	1953

Most Rushing Attempts

1.	83	vs. Louisiana-Monroe	1977
2.	82	vs. Miami (OH)	1996
3.	77	vs. Miami (OH)	1951
4.	74	vs. North Texas State	1970
5.	73	vs. Miami (OH)	1970

Most Rushing Yards

1.	464	vs. Case-Western Reserve	1953
	464	vs. Virginia Military Institute	1953
3.	422	vs. Kansas State	1966
4.	421	vs. Marshall	1946
5.	419	vs. Xavier	1970
6.	405	vs. Miami (OH)	1996
7.	402	vs. North Texas State	1970
8.	389	vs. Xavier	1946
9.	387	vs. Austin Peay	2011
10.	383	vs. South Dakota	1965

Most Rushing Touchdowns

1.	14	vs. Transylvania	1912
2.	10	vs. Case-Western Reserve	1953
	10	vs. Virginia Military Institute	1953

Most Passing Attempts

1.	61	vs. USF	2010
2.	59	vs. Southern Miss.	1999
3.	57	vs. Ohio	1968
4.	55	vs. North Texas State	1968
5.	52	vs. UAB	2004
	52	vs. TCU	2003
	52	vs. Ohio State	2002
	52	vs. Ohio State	1999
	52	vs. Miami (OH)	1968
	52	vs. Southern Miss.	2007

Most Passes Completed

1.	36	vs. Ohio	1968
2.	35	vs. Southern Miss.	1999
3.	34	vs. USF	2010
4.	32	vs. Illinois	2009
	32	vs. Army	2001
6.	31	at Oregon State	2009
	31	vs. Miami (OH)	1968
8.	30	vs. Virginia Tech	1986
	30	vs. USF	2004
	30	vs. Southern Miss.	2007

Most Passing Yards

1.	584	vs. Ohio	1968
2.	512	vs. USF	2010
3.	480	vs. Connecticut	2009
4.	436	vs. Louisville	1968
5.	431	vs. Syracuse	2007
6.	407	vs. Southern Miss.	1999
	407	vs. Miami (OH)	1968
8.	399	vs. Illinois	2009
	399	vs. Miami (OH)	1988
10.	396	at Rutgers	2009

Most Interceptions Thrown

1.	6	vs. Xavier	1972
2.	5	vs. North Texas State	2002
	5	vs. Toledo	1995
	5	vs. Houston	1968
	5	vs. North Texas State	1967
	5	vs. Xavier	1955
	5	vs. Xavier	1951

Most Touchdown Passes

1.	6	vs. Illinois	2009
2.	5	at Louisville	2010
	5	at Rutgers	2009
	5	vs. Southern Miss.	2004
5.	4	17 times, last vs. Duke	2012

Most Offensive Plays

1.	99	vs. Miami (OH)	1996
2.	96	vs. Southern Miss.	1999
3.	95	vs. East Carolina	1998
4.	94	vs. Tulsa	1978

Most Yards Total Offense

1.	711	vs. Connecticut	2009
2.	684	vs. Ohio	1968
3.	661	vs. Rutgers	2010
4.	647	vs. Miami (OH)	1986
5.	615	vs. Southeast Missouri State	2007
6.	609	vs. Miami (OH)	2010
7.	608	vs. Virginia Military Institute	1953
8.	604	vs. Washington & Lee	1952
9.	599	vs. Miami (OH)	2004
10.	590	vs. Miami (OH)	2010

Most First Downs

1.	36	vs. Ohio	1968
2.	33	vs. Southeast Missouri State	2007
	33	vs. Memphis	2001
4.	32	vs. Austin Peay	2011
	32	vs. Houston	1998
5.	31	vs. Rutgers	2010
	31	vs. Kent State	1999

Most Fumbles

1.	15	vs. Louisville	1970
2.	9	vs. North Texas State	1968
3.	8	vs. Wichita State	1960

Most Fumbles Lost

1.	7	vs. Virginia Military Institute	1951
2.	6	vs. Louisville	1970
	6	vs. Hardin-Simmons	1955

Most Turnovers

1.	9	vs. Xavier	1955
	9	vs. Hardin-Simmons	1955
	9	vs. Virginia Military Institute	1951
4.	8	vs. Houston	1968
	8	vs. Western Michigan	1949

Most Penalties

1.	18	vs. Kansas State	1951
2.	15	vs. Xavier	1958
3.	14	at Hawai'i	2002
	14	vs. Louisville	1968

Most Penalty Yards

1.	176	vs. Louisville	1968
2.	170	vs. Kentucky	1945
3.	161	vs. Dayton	1957
4.	142	vs. Toledo	1953
5.	140	vs. Kansas State	1951

Most Punts

1.	13	vs. Pittsburgh	1981
	13	vs. Mississippi State	1948
3.	12	vs. Louisville	1996
	12	vs. Virginia Tech	1995
5.	11	vs. Boston College	1997
	11	vs. Central Michigan	1990
	11	vs. North Texas State	1970
	11	vs. Tulsa	1958
	11	vs. Mississippi State	1949

Most Punting Yards

1.	510	vs. Louisville	1996
2.	502	vs. Arizona State	1976
3.	475	vs. Mississippi State	1948
4.	460	vs. North Texas State	1968
5.	456	vs. Boston College	1997
6.	452	vs. Virginia Tech	1995
7.	451	vs. Central Michigan	1990
8.	425	vs. West Virginia	2003
9.	418	vs. Rutgers	2008
10.	407	vs. Iowa	1990

Most Punt Return Yards

1.	177	vs. Ohio	1949
2.	156	vs. Western Reserve	1951
3.	150	vs. Western Michigan	1950
4.	122	vs. Louisville	1997
5.	116	vs. UTEP	1950

Most Kickoff Return Yards

1.	295	vs. Memphis	1971
2.	278	at Pittsburgh	2009
3.	265	at Oklahoma	2008
4.	226	vs. Florida	2010
	219	vs. Hardin-Simmons	1955

Fewest Rushing Attempts

1.	15	vs. Illinois	2009
2.	16	at West Virginia	2010
	16	vs. Fresno State	2009
4.	19	at Connecticut	2008
	19	vs. Miami (OH)	1968
6.	18	at Pittsburgh	2009
	23	vs. Ohio State	2002
	23	vs. Kentucky	1995
	23	vs. Memphis	1984
	23	vs. Tulsa	1962

Fewest Rushing Yards

1.	-23	vs. Rutgers	2005
2.	-20	vs. Northwestern State	1977

Fewest Passes Completed

1.	0	vs. Dayton	1970
2.	1	vs. Wichita State	1965
	1	vs. South Dakota	1965
	1	vs. Wichita State	1962
	1	vs. Tulsa	1959

Fewest Passing Yards

1.	0	vs. Dayton	1970
2.	6	vs. Wichita State	1965
3.	8	vs. South Dakota	1965
4.	11	vs. Wichita State	1962
5.	14	vs. Ohio	1970

Fewest Yards Total Offense

1.	46	vs. North Texas State	1959
2.	48	vs. Central Michigan	1989
3.	69	vs. Iowa	1990
4.	97	vs. Houston	1957
5.	100	vs. Tulsa	1958

Fewest First Downs

1.	3	vs. West Virginia	1989
2.	5	vs. Pacific	1949
3.	6	vs. Tulsa	1958
	6	vs. Xavier	1956
	6	vs. Navy	1956

Fewest Penalties

1.	1	vs. Rutgers	1994
	1	vs. Louisville	1966
	1	vs. Memphis	1966
	1	vs. Army	1963
	1	vs. Hawai'i	1954

Fewest Yards Penalized

1.	4	vs. Memphis	1966
2.	5	vs. Army	1963
3.	10	vs. Temple	2003
	10	vs. Rutgers	1994
5.	12	vs. Wichita State	1965
6.	13	vs. South Dakota	1965

Fewest Punts

1.	0	vs. Miami (OH)	2008
	0	vs. Memphis	1998
	0	vs. Miami (OH)	1954
3.	1	Seven Times Last vs. San Diego State	2007

Fewest Rushing Attempts

1.	17	vs. Dayton	1961
2.	19	vs. Miami (OH)	2012
	19	vs. Xavier	1954
	19	vs. Akron	2006
4.	21	vs. Oregon State	2007
	21	vs. Marshall	2004
	21	vs. UAB	1997
	21	vs. North Texas State	1966
7.	22	vs. NC State	2011
	22	vs. Connecticut	2007
	22	vs. Hawai'i	2002
	22	vs. Long Beach State	1982
	22	vs. Louisville	1981

Fewest Rushing Yards

1.	-46	vs. Kansas	1997
2.	-37	vs. Wichita State	1974
3.	-22	vs. NC State	2011
4.	-20	vs. Northwestern State	1977
5.	-19	vs. Louisiana-Monroe	1996
6.	-17	vs. Louisville	1968
7.	-16	vs. Louisiana-Lafayette	1975
8.	-15	vs. Syracuse	2007
9.	-14	vs. Louisville	1981
	-14	vs. Wichita State	1965

Fewest Passing Attempts

1.	1	vs. Boston College	1964
2.	2	vs. Louisville	1953
3.	3	vs. Miami (OH)	1971
	3	vs. Wichita State	1955
	3	vs. Miami (OH)	1957

Fewest Pass Completions

1.	0	vs. Louisville	1974
	0	vs. Ohio	1973
	0	vs. Boston College	1964
	0	vs. Indiana	1963
	0	vs. Ohio	1949

Fewest Passing Yards

1.	-1	vs. Xavier	1971
2.	0	vs. Louisville	1974
	0	vs. Ohio	1973
	0	vs. Boston College	1964
	0	vs. Indiana	1963
	0	vs. Ohio	1949

Fewest Yards Total Offense

1.	18	vs. Louisiana-Lafayette	1973
2.	22	vs. Ohio	1950
3.	32	vs. Xavier	1954
4.	53	vs. Kansas	1997
5.	70	vs. Louisville	1976

Most Points

1.	81	vs. Penn State	1991
2.	71	vs. Houston	1968
	71	vs. Ohio Wesleyan	1928
4.	70	vs. Louisville	2004
	70	vs. Florida State	1990
6.	69	vs. West Virginia	1989

Most Rushing Attempts

1.	86	vs. West Virginia	1969
2.	79	vs. Houston	1974
	79	vs. Miami (OH)	1972
4.	76	vs. Miami (OH)	1967
5.	74	vs. Miami (OH)	1968

Most Rushing Yards

1.	539	vs. Northern Illinois	1989
2.	500	vs. East Carolina	1987
3.	484	vs. Penn State	1991
4.	483	vs. West Virginia	1969
5.	473	vs. Colorado	1972

Most Passing Attempts

1.	67	vs. Louisville	1997
2.	66	vs. Houston	1993
3.	62	vs. East Carolina	1997
4.	58	vs. North Texas State	1970
5.	55	vs. Tulsa	1965

Most Pass Completions

1.	38	vs. Duke	2012
2.	37	vs. East Carolina	1997
3.	36	vs. Oklahoma	2010
	36	vs. Houston	1992
5.	34	at Tennessee	2011
6.	33	vs. Miami (OH)	2009
	33	vs. Louisville	1997
8.	32	vs. Oregon State	2007
	32	vs. Louisville	1999
	32	vs. Tulsa	1965

Most Passing Yards

1.	482	vs. Florida	2010
2.	460	vs. Louisville	1998
3.	451	vs. Tulsa	1965
4.	433	vs. North Texas State	1968
5.	428	vs. Syracuse	2007

Most Yards Total Defense

1.	742	vs. Louisville	1998
2.	706	vs. Penn State	1991
3.	696	vs. Houston	1968
4.	662	vs. Iowa	1990
5.	659	vs. Florida	2010

Most Passes Intercepted

1.	7	vs. Kansas State	1951
2.	6	vs. Oregon State	2007
	6	vs. North Texas State	1966
	6	vs. UTEP	1951
	6	vs. Mississippi State	1949

Most Interception Return Yards

1.	162	vs. Dayton	1956
2.	138	vs. UTEP	1951
3.	123	vs. Memphis	1998
4.	117	vs. Memphis	1995
5.	110	vs. Oregon State	2007

Most Turnovers Forced

1.	8	vs. Rice	1974
2.	7	vs. Oregon State	2007
	7	vs. Memphis	2000
	7	vs. East Carolina	1990
	7	vs. Rutgers	1983

SINGLE-SEASON TEAM RECORDS (OFFENSE)

Most Points 1. 502 2009 season 2. 472 2007 season 3. 433 2011 season 4. 420 2012 season 5. 409 2002 season	Most Passes Intercepted 1. 22 1984 season 22 1972 season 22 1968 season 4. 21 2002 season 21 1998 season 21 1995 season	Most Penalty Yards 1. 1,028 2007 season 2. 903 2008 season 3. 883 1981 season 4. 879 2002 season 5. 866 1968 season	Fewest Rushing Yards 1. 939 1970 season 2. 1,046 1969 season 3. 1,063 1968 season 4. 1,112 1989 season 5. 1,160 1983 season	Fewest Fumbles 1. 11 2009 season 2. 12 1999 season 3. 14 1993 season 4. 15 2000 season
Most Touchdowns 1. 66 2009 season 2. 63 2007 season 3. 55 2011 season 4. 53 2012 season 53 1951 season	Most Touchdown Passes 1. 39 2009 season 2. 36 2007 season 3. 27 2010 season 4. 26 2008 season 26 2004 season	Most Punts 1. 80 1981 season 2. 78 1974 season 3. 75 2005 season 4. 74 1990 season 74 1973 season 74 1972 season	Fewest Rushing TDs 1. 5 1989 season 2. 6 1983 season 3. 7 1980 season 7 1967 season 5. 8 1961 season	Fewest Fumbles Lost 1. 2 2009 season 2. 3 1992 season 3. 5 1993 season 4. 6 1999 season 5. 7 2011 season
Most Field Goals Made 1. 29 2000 season 2. 20 2003 season 3. 19 2002 season 4. 18 2006 season 5. 17 2012 season 17 2011 season 17 1993 season	Most Offensive Plays 1. 1,030 2002 season 2. 956 2003 season 3. 940 2007 season 4. 927 2008 season 5. 901 2004 season	Most Punting Yards 1. 3,205 1974 season 2. 3,155 1981 season 3. 3,095 1976 season 4. 2,900 1996 season 5. 2,883 1973 season	Fewest Passing Attempts 1. 98 1957 season 2. 103 1965 season 3. 113 1964 season 4. 114 1953 season 5. 129 1956 season	Fewest Turnovers 1. 10 2009 season 2. 12 1993 season 3. 16 1994 season 4. 19 2012 season 19 1996 season
Most Rushing Attempts 1. 639 1970 season 2. 637 1977 season 3. 606 1971 season 4. 594 1978 season 5. 593 1997 season	Most Yards Total Offense 1. 5,817 2009 season 2. 5,723 2012 season 3. 5,642 2007 season 4. 5,565 2002 season 5. 5,189 2008 season	Most Punt Return Yards 1. 582 1997 season 2. 580 1949 season 3. 535 1951 season 4. 425 1956 season 5. 402 1950 season	Fewest Passes Completed 1. 40 1965 season 2. 42 1957 season 3. 43 1971 season 4. 46 1970 season 5. 50 1956 season	Fewest Penalties 1. 43 1998 season 2. 44 1980 season 3. 45 1967 season 4. 48 in 3 seasons
Most Rushing Yards 1. 3,011 1970 season 2. 2,947 1953 season 3. 2,844 1951 season 4. 2,727 1977 season 5. 2,619 2012 season	Most First Downs 1. 283 2007 season 283 2002 season 3. 272 2008 season 4. 270 2009 season 5. 266 2012 season	Most Kickoff Returns 1. 65 1990 season 2. 59 2010 season 3. 58 1989 season 4. 56 1998 season 56 1984 season 56 1972 season	Fewest Passing Yards 1. 564 1965 season 2. 579 1961 season 3. 585 1957 season 4. 612 1971 season 5. 634 1970 season	Fewest Penalty Yards 1. 364 1998 season 2. 381 1994 season 3. 398 1980 season 4. 410 1964 season
Most Rushing TDs 1. 41 1953 season 2. 37 1951 season 3. 31 1954 season 4. 28 2011 season 5. 27 1970 season	Most Fumbles 1. 43 1971 season 43 1968 season 3. 42 1973 season 4. 41 1970 season 5. 37 1990 season	Most Kickoff Return Yards 1. 1,540 2009 season 2. 1,306 2008 season 3. 1,273 1990 season 4. 1,191 2010 season 5. 1,183 1989 season	Fewest Interceptions Thrown 1. 4 1954 season 2. 5 1953 season 3. 6 1959 season 4. 7 1993 season	Fewest Punts 1. 22 1954 season 2. 33 1964 season 33 1955 season 4. 34 1953 season
Most Passing Attempts 1. 485 2002 season 2. 472 2009 season 472 2008 season 4. 464 2007 season 5. 445 1999 season	Most Fumbles Lost 1. 28 1971 season 2. 25 1973 season 3. 24 1966 season 4. 23 1988 season 23 1968 season	Fewest Points 1. 0 1917 season 2. 5 1906 season 3. 8 1888 season 4. 10 1901 season 10 1916 season	Fewest TD Passes 1. 1 1970 season 1 1957 season 3. 2 1961 season 2 1955 season	Fewest Punting Yards 1. 750 1954 season 2. 1,170 1953 season 3. 1,196 1955 season 4. 1,208 1964 season
Most Passes Completed 1. 311 2009 season 2. 290 2008 season 3. 286 2007 season 4. 264 2002 season 5. 251 2010 season 6. 237 1986 season	Most Turnovers 1. 45 1968 season 2. 40 1973 season 3. 39 1972 season 4. 37 1998 season 37 1990 season 37 1983 season 37 1971 season	Fewest Touchdowns 1. 12 1989 season 2. 13 1980 season 13 1961 season 4. 14 1955 season 5. 15 1967 season	Fewest Offensive Plays 1. 500 1956 season 2. 505 1955 season 3. 565 1967 season 4. 577 1953 season 5. 582 1958 season	Fewest Kickoff Returns 1. 15 1953 season 2. 20 1976 season 3. 21 1958 season 21 1952 season
Most Passing Yards 1. 4,014 2009 season 2. 3,720 2007 season 3. 3,649 2002 season 4. 3,542 2008 season 5. 3,358 1968 season	Most Penalties 1. 122 2007 season 2. 102 2002 season 3. 99 2008 season 4. 94 1996 season 5. 93 1991 season	Fewest Rushing Attempts 1. 355 1984 season 2. 368 1968 season 3. 369 1967 season 4. 371 1956 season 5. 373 1955 season	Fewest Yards Total Offense 1. 1,968 1961 season 2. 2,064 1956 season 3. 2,197 1967 season 4. 2,272 1955 season 5. 2,288 1957 season	Fewest Kickoff Return Yards 1. 304 1953 season 2. 362 1951 season 3. 373 1950 season 4. 402 1952 season 5. 406 1958 season

SINGLE-SEASON TEAM RECORDS (DEFENSE)

Fewest Points

1.	4	1887 season
2.	6	1885 season
6.		1888 season
4.	10	1904 season
5.	12	1886 season
6.	13	1918 season

Fewest Rushing Attempts

1.	338	1997 season
2.	366	1966 season
3.	367	1965 season
4.	368	1954 season
5.	375	1960 season
6.	391	1964 season

Fewest Rushing Yards

1.	841	1965 season
2.	871	1977 season
3.	930	1997 season
4.	1,147	1973 season
5.	1,184	1954 season
6.	1,208	1951 season

Fewest Passing Attempts

1.	90	1955 season
2.	135	1953 season
	135	1948 season
4.	141	1961 season
5.	142	1956 season
6.	153	1958 season
7.	154	1957 season
8.	155	1954 season

Fewest Passes Completed

1.	43	1955 season
	43	1953 season
3.	50	1961 season
4.	54	1956 season
5.	55	1957 season
6.	59	1948 season

Fewest Passing Yards

1.	417	1953 season
2.	738	1955 season
3.	748	1971 season
4.	796	1960 season
5.	800	1954 season
6.	809	1961 season

Fewest Yards Total Defense

1.	1,843	1953 season
2.	1,984	1954 season
3.	2,065	1957 season
4.	2,174	1960 season
5.	2,343	1952 season
6.	2,426	1958 season
7.	2,440	1961 season
8.	2,448	1965 season
9.	2,498	1951 season

Fewest Passes Intercepted

1.	6	1994 season
6.		1987 season
3.	7	1955 season
	7	1948 season
	7	2005 season

Fewest Interception Return Yards

1.	3	2005 season
2.	39	1967 season
3.	43	1987 season
4.	51	2004 season
5.	59	1979 season
6.	65	1955 season
7.	66	1984 season

Most Points

1.	465	1998 season
2.	460	1990 season
3.	424	1984 season
4.	379	1989 season
	379	1988 season

Most Rushing Attempts

1.	642	1972 season
2.	626	1984 season
3.	625	1979 season
4.	599	1971 season
5.	581	1980 season

Most Rushing Yards

1.	3,448	1984 season
2.	3,158	1990 season
3.	3,020	1987 season
4.	3,018	1972 season
5.	2,690	1994 season

Most Passing Attempts

1.	498	2012 season
2.	493	2007 season
3.	483	2011 season
4.	477	2008 season
5.	432	1997 season
6.	427	2002 season
7.	420	2009 season
8.	419	2006 season
9.	357	2000 season
10.	347	1995 season

Most Passing Completions

1.	295	2007 season
2.	291	2011 season
3.	282	2012 season
4.	268	2008 season
5.	267	2009 season
6.	240	2010 season
7.	222	1997 season
8.	220	2002 season
9.	219	2006 season
10.	210	2000 season

Most Passing Yards

1.	3,394	2011 season
2.	3,302	2007 season
3.	3,282	2012 season
4.	2,993	2009 season
5.	2,897	2008 season
6.	2,808	2010 season
7.	2,763	1997 season
8.	2,690	1994 season
9.	2,640	1998 season
10.	2,621	2006 season

Most Yards Total Defense

1.	5,328	1998 season
2.	5,298	1984 season
3.	5,261	1990 season
4.	5,045	2012 season
5.	4,862	2009 season
6.	4,838	1987 season
7.	4,787	2007 season
8.	4,669	1985 season
9.	4,633	2011 season

Most Passes Intercepted

1.	33	1951 season
2.	26	2007 season
3.	23	1950 season
4.	22	2002 season
	22	1970 season
6.	21	1966 season
	21	1952 season
8.	20	1995 season

Most Interception Return Yards

1.	565	1951 season
2.	422	2007 season
3.	333	2008 season
4.	316	1956 season
5.	308	1976 season
6.	282	1949 season
7.	281	2000 season
8.	278	1982 season

YEAR-BY-YEAR RESULTS

Year	Overall			Conference			Finish
	W	L	T	W	L	T	
1885	1	0	1	Independent			
1886	2	0	0	Independent			
1887	1	0	0	Independent			
1888	1	0	1	Independent			
1889	1	1	0	Independent			
1890	2	1	1	Independent			
1891	4	2	1	Independent			
1892	1	2	0	Independent			
1893	0	6	0	Independent			
1894	3	3	0	Independent			
1895	3	3	0	Independent			
1896	4	3	1	Independent			
1897	9	1	1	Independent			
1898	6	1	2	Independent			
1899	5	2	0	Independent			
1900	3	5	1	Independent			
1901	1	4	1	Independent			
1902	4	2	2	Independent			
1903	1	8	0	Independent			
1904	7	1	0	Independent			
1905	4	3	0	Independent			
1906	0	7	2	Independent			
1907	—No Games Played—						
1908	1	4	1	Independent			
1909	4	3	1	Independent			
OHIO							
1910	6	3	0	2	1	0	
1911	6	2	1	2	1	1	
1912	3	4	1	0	3	1	
1913	5	3	1	4	2	1	
1914	6	3	0	4	2	0	
1915	4	5	0	3	3	0	
1916	0	8	1	0	6	1	
1917	0	6	0	0	4	0	
1918	3	0	2	0	0	2	
1919	3	4	1	1	3	1	
1920	4	5	0	3	2	0	
1921	2	6	0	0	4	0	
1922	1	7	1	1	3	1	
1923	6	3	0	5	2	0	
1924	2	6	1	1	4	0	
BUCKEYE							
1925	4	5	0	1	3	0	
1926	3	5	1	0	3	1	
1927	2	5	2	0	3	1	
1928	1	8	0	0	5	0	6th
1929	4	4	1	0	4	1	
1930	5	4	0	2	3	0	3rd
1931	5	4	0	2	1	0	
1932	7	2	0	2	2	0	
1933	7	2	0	3	1	0	1st
1934	6	2	1	2	0	1	1st
1935	7	2	0	2	2	0	2nd
1936	1	5	3	Independent			
1937	0	10	0	Independent			
1938	4	5	0	Independent			
1939	4	3	2	Independent			
1940	5	3	1	Independent			

Year	Overall			Conference			Finish
	W	L	T	W	L	T	
1941	6	3	0	Independent			
1942	8	2	0	Independent			
<div>1450</div>							
1943	—No Games Played—						
1944	—No Games Played—						
1945	4	4	0	Independent			
1946	9	2	0	Independent			
<div>1360</div>							
MID-AMERICAN							
1947	7	3	0	3	1	0	1st
1948	3	6	1	3	1	0	2nd
1949	7	4	0	4	0	0	1st
1950	8	4	0	3	1	0	2nd
1951	10	1	0	3	0	0	1st
1952	8	1	1	3	0	0	1st
1953	9	1	0	Independent			
1954	8	2	0	Independent			
1955	1	6	2	Independent			
1956	4	5	0	Independent			
MISSOURI VALLEY							
1957	5	4	1	1	3	0	4th
1958	6	2	2	1	1	2	2nd
1959	5	4	1	0	3	1	5th
1960	4	6	0	1	2	0	3rd
1961	3	7	0	1	2	0	3rd
1962	2	8	0	1	2	0	3rd
1963	6	4	0	3	1	0	1st
1964	8	2	0	4	0	0	1st
1965	5	5	0	2	2	0	3rd
1966	3	7	0	2	2	0	3rd
1967	3	6	0	2	2	0	3rd
1968	5	4	1	3	2	0	3rd
1969	4	6	0	2	3	0	3rd
1970	7	4	0	Independent			
1971	7	4	0	Independent			
1972	2	9	0	Independent			
1973	4	7	0	Independent			
1974	7	4	0	Independent			
1975	6	5	0	Independent			
1976*	9	2	0	Independent			
1977	5	4	2	Independent			
1978	5	6	0	Independent			
1979	2	9	0	Independent			
1980	2	9	0	Independent			
1981	6	5	0	Independent			
1982	6	5	0	Independent			
1983	4	6	1	Independent			
1984	2	9	0	Independent			
1985	5	6	0	Independent			
1986	5	6	0	Independent			
1987	4	7	0	Independent			
1988	3	8	0	Independent			
1989	1	9	1	Independent			
1990	1	10	0	Independent			
1991	4	7	0	Independent			
1992	3	8	0	Independent			
1993	8	3	0	Independent			

Year	Overall			Conference			Finish
	W	L	T	W	L	T	
1994	2	8	1	Independent			
1995	6	5	0	Independent			

CONFERENCE USA

1996	6	5	0	2	3	0	3rd
1997	8	4	0	2	4	0	4th
1998	2	9	0	1	5	0	7th
1999	3	8	0	0	6	0	9th
2000	7	5	0	5	2	0	2nd
2001	7	5	0	5	2	0	2nd
2002	7	7	0	6	2	0	1st
2003	5	7	0	2	6	0	9th
2004	7	5	0	5	3	0	2nd

BIG EAST

2005	4	7	0	2	5	0	6th
2006	8	5	0	4	3	0	4th
2007	10	3	0	4	3	0	3rd
2008	11	3	0	6	1	0	1st
2009	12	1	0	7	0	0	1st
2010	4	8	0	4	3	0	7th
2011	10	3	0	5	2	0	t-1st
2012	10	3	0	5	2	0	t-1st

AMERICAN

2013	9	4	0	6	2	0	3rd
------	---	---	---	---	---	---	-----

TOTALS 581 562 50 (.505) 169 149 15 (.530)

*Includes victory by forfeit

2014 UNIVERSITY OF CINCINNATI FOOTBALL

ALL-TIME SERIES RECORDS

Cincinnati Record					Series			CINCINNATI RECORD					SERIES		
Opponent	W	L	T	Pct.	Games	First	Last	Opponent	W	L	T	Pct.	Games	First	Last
Air Force	0	1	0	.000	1	1961	1961	Nebraska	0	1	0	.000	1	1906	1906
Akron	4	2	0	.667	6	1984	2011	Nevada	0	1	0	.000	1	1949	1949
Alabama	0	5	0	.000	5	1908	1990	North Carolina	0	3	0	.000	3	1979	2013
Antioch	1	1	0	.500	2	1908	1910	North Carolina State	1	1	0	.500	2	2010	2011
Arizona State	2	0	0	1.000	2	1954	1976	North Texas	7	9	1	.441	17	1958	2002
Arkansas State	1	1	0	.500	2	1975	1998	Northern Illinois	1	1	0	.500	2	1989	1995
Army	3	3	0	.500	6	1963	2004	Northwestern	0	2	0	.000	2	1903	1924
Ashland	1	0	0	1.000	1	1934	1934	Northwestern State	2	0	0	1.000	2	1977	2013
Auburn	0	2	0	.000	2	1984	1986	Notre Dame	0	1	0	.000	1	1900	1900
Austin Peay	5	0	0	1.000	5	1985	2011	Oberlin	1	2	0	.333	3	1898	1924
Baldwin-Wallace	1	0	0	1.000	1	1945	1945	Ohio	23	23	4	.500	50	1896	1981
Ball State	1	0	0	1.000	1	1993	1993	Ohio Northern	2	2	0	.500	4	1916	1929
Baltimore	1	0	0	1.000	1	1935	1935	Ohio State	2	13	0	.154	15	1893	2006
Boston College	3	4	0	.429	7	1961	1997	Ohio Wesleyan	10	8	1	.553	19	1894	1938
Boston University	1	3	0	.333	4	1939	1942	Oklahoma	0	2	0	.000	2	2008	2010
Bowling Green	0	4	0	.000	4	1990	1994	Oklahoma City	1	0	0	1.000	1	1947	1947
Butler	6	2	1	.667	9	1891	1948	Oklahoma State	1	2	0	.333	3	1958	1983
Carnegie Tech	2	1	0	.667	3	1920	1941	Oregon State	2	0	0	1.000	2	2007	2009
Case	2	1	0	.667	3	1922	1937	Otterbein	6	3	0	.667	9	1902	1934
Cedarville	2	0	0	1.000	2	1929	1930	Pacific	5	3	0	.625	8	1949	1959
Central Michigan	0	1	0	.000	1	1990	1990	Penn State	1	8	0	.111	9	1981	2005
Centre	6	5	3	.500	14	1892	1942	Pittsburgh	4	8	0	.333	12	1924	2012
Chicago	0	1	0	.000	1	1893	1893	Purdue	1	1	0	.500	2	2001	2013
Colorado	0	1	0	.000	1	1972	1972	Rhode Island	1	0	0	1.000	1	2003	2003
Connecticut	8	2	0	.800	10	2001	2013	Rice	1	0	0	1.000	1	1974	1974
Cornell	1	0	0	1.000	1	1983	1983	Richmond	3	3	0	.500	6	1962	1981
Dartmouth	1	0	0	1.000	1	1898	1898	Rio Grande	2	0	0	1.000	2	1931	1933
Dayton	15	17	1	.470	33	1924	1971	Rutgers	9	9	1	.500	19	1980	2013
Delaware State	1	0	0	1.000	1	2012	2012	San Diego State	1	0	0	1.000	1	2007	2007
Denison	7	14	2	.348	23	1910	1945	SMU	1	0	0	1.000	1	2013	2013
DePauw	2	1	0	.667	3	1905	1945	South Carolina	0	2	0	.000	2	1980	1982
Detroit	5	4	1	.550	10	1945	1964	South Dakota	4	0	0	1.000	4	1932	1965
Drake	1	0	0	1.000	1	1963	1963	South Dakota State	1	0	0	1.000	1	1935	1935
Duke	1	0	0	1.000	1	2012	2012	Southeast Missouri St.	2	0	0	1.000	2	2007	2009
Earlham	5	4	0	.556	9	1895	1917	Southern Miss	8	7	0	.533	15	1976	2007
East Carolina	5	12	0	.417	17	1986	2004	St. Bonaventure	1	0	0	1.000	1	1947	1947
Eastern Kentucky	2	0	0	1.000	2	2006	2008	Syracuse	8	5	0	.615	13	1993	2012
Eastern Michigan	1	0	0	1.000	1	2005	2005	Tampa	3	0	0	1.000	3	1938	1968
Florida	0	2	0	.000	2	1984	2009	TCU	2	1	0	.667	3	2002	2004
Florida State	0	6	0	.000	6	1977	1990	Temple	6	9	1	.406	16	1973	2013
Fordham	1	0	0	1.000	1	2012	2012	Tennessee	1	5	0	.167	6	1904	2011
Franklin	1	0	1	.750	2	1890	1891	Tenn.-Chattanooga	1	0	0	1.000	1	1974	1974
Fresno State	1	1	0	.500	2	2009	2010	Tennessee Tech	1	0	0	1.000	1	1987	1987
George Washington	1	1	0	.500	2	1964	1965	Texas A&M	1	0	0	1.000	1	1971	1971
Georgetown	0	2	0	.000	2	1922	1936	Texas Tech	0	0	1	.500	1	1968	1968
Georgetown (KY)	8	3	0	.727	11	1894	1934	Texas Western	2	0	0	1.000	2	1950	1951
Georgia	0	2	0	.000	2	1942	1976	Toledo	4	3	0	.571	7	1921	2012
Hanover	10	1	0	.909	11	1894	1940	Transylvania	5	2	1	.688	8	1909	1941
Hardin-Simmons	5	1	1	.786	7	1948	1960	Troy State	1	1	0	.500	2	1994	1999
Hawai'i	2	1	0	.667	3	1951	2008	Tulane	3	11	0	.273	14	1909	2002
Heidelberg	1	0	0	1.000	1	1931	1931	Tulsa	13	16	2	.452	31	1946	1997
Houston	9	13	0	.409	22	1957	2013	UAB	5	3	0	.625	8	1996	2004
Illinois	1	1	0	.500	2	2009	2013	USF	8	3	0	.727	11	2003	2012
Illinois Wesleyan	1	0	0	1.000	1	1938	1938	Utah State	1	0	0	1.000	1	1997	1997
Indiana	3	9	2	.286	14	1896	2000	Vanderbilt	4	4	0	.500	8	1898	2011
Indiana State	4	1	0	.800	5	1972	2010	Villanova	2	2	0	.500	4	1972	1980
Indianapolis	1	0	0	1.000	1	1902	1902	Va. Military Institute	2	0	0	1.000	2	1951	1953
Iowa	0	1	0	.000	1	1990	1990	Virginia Tech	5	5	0	.500	10	1946	2012
Kansas	1	1	0	.500	2	1995	1997	Wabash	2	0	0	1.000	2	1932	1952
Kansas State	4	2	0	.667	6	1951	1996	Washington (MO)	0	1	0	1.000	1	1903	1903
Kent State	5	0	0	1.000	5	1971	1999	Washington	0	1	0	.000	1	1974	1974
Kentucky	9	21	3	.318	33	1894	1996	Wash. & Jefferson	0	1	0	.000	1	1899	1899
Kentucky Wesleyan	5	2	1	.689	8	1920	1930	Washington & Lee	1	0	0	1.000	1	1952	1952
Kenyon	9	4	0	.692	13	1895	1929	Wayne	2	0	0	1.000	2	1939	1941
Long Beach State	1	0	0	1.000	1	1982	1982	West Texas State	0	1	0	.000	1	1950	1950
Louisiana-Lafayette	3	1	0	.750	4	1973	1978	West Virginia	3	16	1	.175	20	1921	2011
Louisiana-Monroe	5	0	0	1.000	5	1974	2001	Western Carolina	1	0	0	1.000	1	2005	2005
Louisiana State	1	0	0	1.000	1	1897	1897	Western Michigan	3	0	0	1.000	3	1949	2006
Louisville	30	22	1	.575	53	1929	2013	Western Reserve	10	3	2	.733	15	1913	1953
Marietta	4	6	1	.364	11	1895	1931	Wichita State	14	7	2	.652	23	1954	1986
Marquette	6	2	0	.750	8	1953	1960	William & Mary	3	1	0	.750	4	1950	1970
Marshall	8	3	1	.708	12	1906	2008	Wilmington	1	0	0	1.000	1	1919	1919
Maryland	0	2	0	.000	2	1975	1976	Wisconsin	1	3	0	.250	4	1936	2000
Memphis	13	18	0	.419	31	1966	2013	Wittenberg	10	11	5	.481	26	1896	1933
Miami (FL)	1	10	0	.090	11	1947	1998	Wooster	0	3	0	.000	3	1916	1924
Miami (OH)	52	59	7	.470	118	1888	2013	Xavier	18	12	0	.600	30	1918	1973
Michigan State	1	1	0	.500	2	1930	1946	Youngstown State	2	2	0	.500	4	1981	1985
Mid. Tennessee State	1	0	0	1.000	1	1991	1991	Non-Collegiate	21	15	3				
Mississippi State	1	1	0	.500	2	1948	1949								
Morehead State	0	2	0	.000	2	1937	1989								
Morgan State	1	0	0	1.000	1	1982	1982								
Muskingum	0	1	0	.000	1	1931	1931								
Navy	0	2	0	.000	2	1940	1956								

2014 UNIVERSITY OF CINCINNATI FOOTBALL

ALL-TIME SCORES

1885 (1-0 OVERALL)

Oct. 23	Mt. Auburn	T	0-0
Nov. 14	Mt. Auburn	W	26-6

1886 (2-0 OVERALL)

	Mt. Auburn	W	18-6
	Mt. Auburn	W	8-6

1887 (1-0 OVERALL)

	Woodward H.S.	W	8-4
--	---------------	---	-----

1888 (1-0-1 OVERALL)

	Walnut Hills Gym	W	8-6
Dec. 8	at Miami (OH)	A T	0-0

1889 (1-1 OVERALL)

	Avondale	W	12-0
Dec. 14	at Miami (OH)	A L	34-0

1890 (2-1-1 OVERALL)

	Franklin	T	0-0
	Woodward H.S.	L	16-8
	Wyoming (OH)	W	8-4
Nov. 27	WYOMING (OH)	H W	6-0

1891 (4-2-1 OVERALL)

	Woodward H.S.	W	22-0
	Hughes H.S.	W	33-0
Oct. 23	FRANKLIN	H W	38-0
	Cincinnati Gym	T	0-0
	Dayton YMCA	L	12-8
Nov. 21	BUTLER	H L	34-10
	Cincinnati Gym	W	18-0

1892 (1-2 OVERALL)

	Dayton YMCA	W	16-6
Nov. 15	at Centre	A L	12-4
Nov. 24	CENTRE	H L	34-0

1893 (0-6 OVERALL)

Oct. 7	at Miami (OH)	A L	24-6
Oct. 14	at Centre	A L	16-0
Oct. 28	at Chicago	A L	20-0
Nov. 4	MIAMI (OH)	H L	6-0
Nov. 18	at Ohio State	A L	32-0
Nov. 30	CINCINNATI YMCA	H L	22-6

W. DURANT BERRY

2 YEARS - 6-6 (.500)

1894 (3-3 OVERALL)

Oct. 13	at Georgetown (Ky.)	A L	6-4
Oct. 20	MIAMI (OH)	H W	6-0
Nov. 3	KENTUCKY	H W	32-4
Nov. 9	at Hanover	A W	14-12
Nov. 17	OHIO STATE	H L	6-4
Nov. 29	OHIO WESLEYAN	H L	16-4

1895 (3-3 OVERALL)

Oct. 12	KENYON	H W	16-4
Oct. 19	at Duquesne A.C.	A L	26-6
Oct. 26	EARLHAM	H W	26-0
Nov. 9	OHIO STATE	H L	4-0
Nov. 16	MIAMI (OH)	H L	12-0
Nov. 27	MARIETTA	H W	6-0

WILLIAMS REYNOLDS

1 YEAR - 4-3-1 (.562)

1896 (11-3 OVERALL)

Oct. 2	MIAMI (OH)	H L	6-4
Oct. 10	OHIO STATE	H W	8-6
Oct. 17	OHIO	H W	52-0
Oct. 24	OHIO WESLEYAN	H W	6-0
Oct. 31	at Indiana	A L	16-0
Nov. 14	CARLISLE INDIANS	H L	28-0
Nov. 21	at Wittenberg	A W	6-0
Nov. 26	CENTRE	H T	12-12

TOM FENNEL

1 YEAR - 9-1-1 (.864)

1897 (9-1-1 OVERALL)

Sept. 25	at Ohio	A W	12-0
Oct. 2	at Nashville Guards	A T	6-6
Oct. 9	at Miami (OH)	A W	6-0
Oct. 16	at Centre	A W	4-0
Oct. 23	17th Reg. Ohio Nat. Guard	H W	20-0
Oct. 30	MIAMI (OH)	H W	10-6
Nov. 6	CENTRE	H W	10-0
Nov. 13	OHIO STATE	H W	34-0
Nov. 25	CARLISLE INDIANS	H L	10-0
Jan. 1	at Southern Athletic Club ^ N	W	16-0
Jan. 3	at Louisiana State	A W	28-0
	^ - New Orleans, La.		

FRANK CAVANAUGH

1 YEAR - 6-1-2 (.778)

1898 (6-1-2 OVERALL)

Oct. 1	at Ohio	A W	12-0
Oct. 8	at Miami (OH)	A W	22-0
Oct. 15	at Vanderbilt	A W	12-0
Oct. 22	OBERLIN	H L	5-0
Oct. 29	at Indiana	A T	0-0
Nov. 5	UC ALUMNI	H W	12-0
Nov. 12	OHIO WESLEYAN	H W	57-0
Nov. 24	INDIANA	H T	11-11
Nov. 26	DARTMOUTH	H W	17-12

DAN REED

2 YEARS - 8-7-1 (.531)

1899 (5-2 OVERALL)

Oct. 7	MIAMI (OH)	H W	22-0
Oct. 21	at Vanderbilt	A W	6-0
Oct. 28	CENTRE	H W	26-0
Nov. 4	at Indiana	A L	35-0
Nov. 11	at Washington & Jefferson	A L	20-0
Nov. 18	UC ALUMNI	H W	6-0
Nov. 30	OHIO WESLEYAN	H W	28-5

1900 (3-5-1 OVERALL)

Sept. 29	KENTUCKY	H W	20-6
Oct. 6	AVONDALE	H L	10-0
Oct. 13	OHIO STATE	H L	29-0
Oct. 20	at Notre Dame	A L	58-0
Nov. 3	MIAMI (OH)	H W	16-12
Nov. 10	at Covington YMCA	A W	15-10
Nov. 17	at Centre (Ky.)	A T	0-0
Nov. 24	HASKELL INDIANS	H L	16-0
Nov. 29	MARIETTA	H L	25-0

HENRY PRATT

1 YEAR - 1-4-1 (.250)

1901 (1-4-1 OVERALL)

Oct. 12	at Kentucky	T	0-0
Oct. 26	at Wittenberg	L	18-0
Nov. 2	OHIO	L	16-0
Nov. 9	HANOVER (IN)	W	10-0
Nov. 16	AVONDALE	L	13-0
NOV. 28	at Kentucky	L	16-0

ANTHONY CHEZ

2 YEARS - 5-10-2 (.353)

1902 (4-2-2 OVERALL)

Oct. 4	HANOVER	H W	18-0
Oct. 11	at Earlham	A W	12-6
Oct. 18	INDIANAPOLIS	H W	6-0
Oct. 25	STUMPS	H L	23-0
Nov. 1	OTTERBEIN	H W	16-0
Nov. 8	WITTENBERG	H T	0-0
Nov. 15	at Kentucky	A T	6-6
Nov. 22	at Marietta	A L	10-0

1903 (1-8 OVERALL)

Oct. 3	HANOVER	H W	28-6
Oct. 10	at Wittenberg	A L	6-0
Oct. 17	MIAMI (OH)	H L	15-0
Oct. 24	NORTHWESTERN	H L	35-0
Oct. 31	KENYON	H L	16-0
	UC ALUMNI	H L	6-0
Nov. 7	at Earlham	A L	11-0
Nov. 21	at Washington (MO)	A L	23-11
	AVONDALE	H L	23-0

AMOS FOSTER

2 YEARS - 11-4-0 (.733)

1904 (7-1 OVERALL)

	Georgetown (KY)	W	33-0
Oct. 8	Wittenberg	W	29-4
Oct. 15	MIAMI (OH)	H W	46-0
Oct. 22	KENTUCKY	H W	11-0
Oct. 29	at Ohio Medical	A W	11-0
	Stumps	L	6-0
Nov. 16	at Tennessee	A W	35-0
	KENYON	H W	17-0

1905 (5-3 OVERALL)

Oct. 7	at DePauw	A W	17-0
	Earlham	W	12-0
Oct. 28	SPAULDING AC	H W	5-0
Nov. 4	at Indiana	A L	47-6
Nov. 11	OHIO WESLEYAN	H W	24-0
Nov. 18	CARLISLE INDIANS	H L	34-5
	Marietta	L	6-0
Nov. 30	KENYON	H W	23-4

WILLIAM FOLEY

1 YEAR - 0-7-2 (.111)

1906 (0-7-2 OVERALL)

Oct. 6	MARSHALL	H	T	0-0
Oct. 13	MIAMI (OH)	H	T	0-0
Oct. 20	at Earlham	A	L	20-0
Oct. 27	AVONDALE	H	L	4-0
Nov. 3	OHIO	H	L	16-5
Nov. 10	at Wittenberg	A	L	12-0
Nov. 17	at Marietta	A	L	51-0
Nov. 24	CARLISLE INDIANS	H	L	18-0
Nov. 29	at Nebraska	H	L	41-0

1907 (No Collegiate Games Played)

RALPH INOTT

1 YEAR - 1-4-1 (.250)

1908 (1-4-1 OVERALL)

Oct. 17	at Alabama	A	L	16-0
Oct. 24	HANOVER	H	L	9-5
Nov. 1	LEBANON	H	W	43-0
Nov. 7	KENYON	H	L	63-0
Nov. 14	at Antioch	A	L	16-11
Nov. 26	at Wittenberg	A	T	0-0

ROBERT BURCH

3 YEARS - 16-8-2 (.654)

1909 (4-3-1 OVERALL)

Oct. 2	at Hanover	A	W	6-2
Oct. 9	WITTENBERG	H	W	22-5
Oct. 16	OTTERBEIN	H	L	15-3
Oct. 23	at Transylvania	A	T	6-6
Oct. 30	CENTRE	H	L	34-0
Nov. 6	at Tulane	A	L	6-0
Nov. 13	BUTLER	H	W	22-0
Nov. 25	MIAMI (OH)	H	W	10-6

1910 (6-3 OVERALL)

Oct. 1	TRANSYLVANIA	H	W	16-0
Oct. 8	at Ohio State	A	L	23-0
Oct. 15	EARLHAM	H	W	20-0
Oct. 22	at Wittenberg	A	W	8-0
Oct. 29	MIAMI (OH)	H	W	3-0
Nov. 5	OTTERBEIN	H	L	12-6
Nov. 12	CENTRE	H	L	12-3
Nov. 19	ANTIOCH	H	W	38-0
Nov. 29	DENISON	H	W	28-12

1911 (6-2-1 OVERALL)

Oct. 7	TRANSYLVANIA	H	W	12-0
Oct. 14	at Earlham	A	L	9-0
Oct. 21	OTTERBEIN	H	W	16-3
Oct. 28	at Kentucky	A	W	6-0
Nov. 4	BUTLER	H	W	23-11
Nov. 11	DENISON	H	T	0-0
Nov. 18	MIAMI (OH)	H	W	11-0
Nov. 25	WITTENBERG	H	W	5-0
Nov. 28	at Ohio State	A	L	11-6

LOWELL DANA

2 YEARS - 8-7-2 (.529)

1912 (3-4-1 OVERALL)

Oct. 5	TRANSYLVANIA	H	W	124-0
Oct. 12	at Earlham	A	W	21-0
Oct. 19	KENTUCKY	H	L	19-13
Oct. 26	OHIO STATE	H	L	45-7
Nov. 2	OTTERBEIN	H	W	39-7
Nov. 9	DENISON	H	L	31-13
Nov. 16	KENYON	H	L	22-13
Nov. 28	MIAMI (OH)	H	T	21-21

1913 (5-3-1 OVERALL)

Sept. 22	GEORGETOWN (KY)	H	W	46-0
Oct. 4	at Wittenberg	A	W	32-0
Oct. 11	OHIO	H	W	20-2
Oct. 18	OHIO WESLEYAN	H	W	44-3
Oct. 23	at Kentucky	A	L	27-7
Nov. 1	at Case Western	A	T	0-0
Nov. 8	DENISON	H	L	14-7
Nov. 15	KENYON	H	W	14-2
Nov. 27	MIAMI (OH)	H	L	13-7

GEORGE LITTLE

2 YEARS - 10-8-0 (.556)

1914 (6-3 OVERALL)

Sept. 26	GEORGETOWN (KY)	H	W	35-0
Oct. 3	at Denison	A	W	13-0
Oct. 10	at Ohio Wesleyan	A	L	14-7
Oct. 17	KENYON	H	W	47-0
Oct. 31	KENTUCKY	H	W	14-7
Nov. 7	WESTERN RESERVE	H	W	20-0
Nov. 14	OTTERBEIN	H	L	3-0
Nov. 21	OHIO	H	W	15-0
Nov. 27	MIAMI (OH)	H	L	20-13

1915 (4-5 OVERALL)

Sept. 26	ALUMNI	H	W	14-7
Oct. 2	GEORGETOWN (KY)	H	L	21-7
Oct. 9	OHIO	H	L	15-0
Oct. 16	KENYON	H	W	27-7
Oct. 23	DENISON	H	L	35-0
Oct. 30	OHIO WESLEYAN	H	W	17-6
Nov. 6	at Kentucky	A	L	27-6
Nov. 13	WITTENBERG	H	W	27-16
Nov. 25	MIAMI (OH)	H	L	24-12

ION CORTRIGHT

1 YEAR - 0-8-1 (.056)

1916 (0-8-1 OVERALL)

Sept. 30	at Wittenberg	A	T	0-0
Oct. 7	at Denison	A	L	29-0
Oct. 14	GEORGETOWN (KY)	H	L	16-0
Oct. 24	at Ohio Northern	A	L	9-0
Oct. 28	KENTUCKY	H	L	27-0
Nov. 4	WOOSTER	H	L	20-0
Nov. 11	OHIO	H	L	33-10
Nov. 18	KENYON	H	L	27-0
Nov. 30	MIAMI (OH)	H	L	33-0

FRANK MARTY

1 YEAR - 0-6 (.000)

1917 (0-6 OVERALL)

Oct. 6	EARLHAM	H	L	19-0
Oct. 13	WITTENBERG	H	L	7-0
Oct. 20	at Marietta	A	L	53-0
Oct. 27	OHIO	H	L	22-0
Nov. 3	at Ohio Wesleyan	A	L	48-0
Nov. 29	MIAMI (OH)	H	L	40-0

BOYD CHAMBERS

4 YEARS - 12-15-3 (.450)

1918 (3-0-2 OVERALL)

Nov. 2	FORT THOMAS	H	W	6-0
Nov. 9	at Ohio	A	T	6-6
Nov. 23	GEORGETOWN (KY)	H	W	21-7
Nov. 29	MIAMI (OH)	H	T	0-0
Dec. 7	XAVIER	H	W	12-0

1919 (3-4-1 OVERALL)

Oct. 4	WILMINGTON	H	W	34-0
Oct. 11	at Ohio State	A	L	46-0
Oct. 18	KENYON	H	W	18-0
Oct. 25	DENISON	H	L	9-2
Nov. 1	at Wittenberg	A	T	0-0
Nov. 8	KENTUCKY	H	W	7-0
Nov. 15	at Tennessee	A	L	33-12
Nov. 27	MIAMI (OH)	H	L	14-0

1920 (4-5 OVERALL)

Sept. 25	KENTUCKY WESLEYAN	H	W	35-0
Oct. 2	KENYON	H	W	45-0
Oct. 9	OHIO	H	W	6-0
Oct. 16	DENISON	H	L	21-0
Oct. 23	at Carnegie Tech	A	L	27-17
Oct. 30	WITTENBERG	H	L	13-9
Nov. 6	at Kentucky	A	L	7-6
Nov. 13	MARIETTA	H	L	28-0
Nov. 25	MIAMI (OH)	H	W	7-0

1921 (2-6 OVERALL)

Sept. 24	TOLEDO	H	W	20-0
Oct. 1	at West Virginia	A	L	50-0
Oct. 15	at Pittsburgh	A	L	21-14
Oct. 22	KENTUCKY WESLEYAN	H	W	115-0
Oct. 29	WITTENBERG	H	L	7-2
Nov. 5	at Ohio	A	L	7-6
Nov. 12	DENISON	H	L	7-0
Nov. 24	MIAMI (OH)	H	L	15-7

GEORGE MCLAREN

5 YEARS - 16-26-3 (.389)

1922 (1-7-1 OVERALL)

Sept. 30	PITTSBURGH	H	L	37-0
Oct. 7	at Kentucky	A	L	15-0
Oct. 14	at Georgetown	A	L	37-0
Oct. 21	OHIO WESLEYAN	H	L	14-7
Oct. 28	at Case	A	W	16-0
Nov. 4	WEST VIRGINIA	H	L	34-0
Nov. 11	DENISON	H	L	22-0
Nov. 18	at Wittenberg	A	T	6-6
Nov. 30	MIAMI (OH)	H	L	9-6

ALL-TIME SCORES

1923 (6-3 OVERALL)				
Sept. 29	KENTUCKY WESLEYAN	H	W	17-0
Oct. 6	KENTUCKY	H	L	14-0
Oct. 12	at Denison	A	L	24-7
Oct. 20	at Ohio	A	W	13-6
Oct. 27	WOOSTER	H	L	20-7
Nov. 3	at Oberlin	A	W	6-0
Nov. 10	OHIO NORTHERN	H	W	15-7
Nov. 17	CASE	H	W	69-0
Nov. 22	MIAMI (OH)	H	W	23-0

1924 (2-6-1 OVERALL)				
Sept. 27	KENTUCKY WESLEYAN	H	T	6-6
Oct. 4	GEORGETOWN (KY)	H	W	33-21
Oct. 11	at Northwestern	A	L	42-0
Oct. 18	DENISON	H	L	13-7
Oct. 25	at Ohio Northern	A	L	9-0
Nov. 1	DAYTON	H	L	21-0
Nov. 8	OVERLIN	H	L	13-0
Nov. 15	at Wooster	A	L	32-0
Nov. 27	MIAMI (OH)	H	W	8-7

1925 (4-5 OVERALL)				
Sept. 26	TRANSYLVANIA	H	L	21-15
Oct. 3	HANOVER	H	W	12-0
Oct. 10	GEORGETOWN (KY)	H	W	12-6
Oct. 17	at Otterbein	A	W	6-0
Oct. 24	DENISON	H	L	24-12
Oct. 31	DAYTON	H	L	23-0
Nov. 7	at Wittenberg	A	W	6-2
Nov. 14	OHIO	H	L	13-2
Nov. 26	MIAMI (OH)	H	L	33-0

1926 (3-5-1 OVERALL)				
Sept. 25	KENTUCKY WESLEYAN	H	W	25-0
Oct. 2	OTTERBEIN	H	W	21-6
Oct. 9	at Denison	A	L	14-0
Oct. 16	MARIETTA	H	W	22-7
Oct. 23	at Ohio	A	L	38-7
Oct. 30	at Western Reserve	A	L	14-2
Nov. 6	DAYTON	H	L	52-0
Nov. 13	WITTENBERG	H	L	15-13
Nov. 26	MIAMI (OH)	H	T	6-6

	GEORGE BABCOCK			
	4 YEARS - 12-21-3 (.375)			

1927 (2-5-2 OVERALL)				
Sept. 24	KENTUCKY WESLEYAN	H	L	12-0
Oct. 1	HANOVER	H	W	35-6
Oct. 8	at Wittenberg	A	L	45-0
Oct. 15	DAYTON	H	L	9-0
Oct. 22	MARIETTA	H	T	6-6
Oct. 29	DENISON	H	L	3-0
Nov. 5	TRANSYLVANIA	H	W	19-0
Nov. 12	OHIO	H	T	7-7
Nov. 24	MIAMI (OH)	H	L	17-14

1928 (1-8 OVERALL)				
Sept. 29	HANOVER	H	W	20-6
Oct. 6	KENTUCKY WESLEYAN	H	L	6-0
Oct. 13	OHIO WESLEYAN	H	L	71-0
Oct. 20	at Ohio	A	L	65-0
Oct. 27	WITTENBERG	H	L	6-0
Nov. 3	TRANSYLVANIA	H	L	25-6

Nov. 10	DAYTON	H	L	25-6
Nov. 17	DENISON	H	L	9-0
Nov. 29	MIAMI (OH)	H	L	34-0

1929 (4-4-1 OVERALL)				
Sept. 28	CEDARVILLE	H	W	19-0
Oct. 2	at Louisville	A	W	7-0
Oct. 5	OHIO NORTHERN	H	W	12-6
Oct. 12	at Kenyon	A	W	18-6
Oct. 19	DENISON	H	T	6-6
Oct. 26	OHIO	H	L	35-0
Nov. 2	at Wittenberg	A	L	13-7
Nov. 16	OHIO WESLEYAN	H	L	53-0
Nov. 28	MIAMI (OH)	H	L	14-6

1930 (5-4 OVERALL)				
Sept. 27	CEDARVILLE	H	W	46-0
Oct. 3	KENTUCKY WESLEYAN	H	W	6-0
Oct. 11	at Michigan State	A	L	32-0
Oct. 18	OHIO WESLEYAN	H	L	33-0
Oct. 25	DENISON	H	W	13-6
Nov. 1	OHIO	H	L	48-0
Nov. 8	MARIETTA	H	W	20-7
Nov. 15	WITTENBERG	H	L	12-0
Nov. 27	MIAMI (OH)	H	W	6-0

	DANA KING			
	4 YEARS - 25-10-1 (.708)			

1931 (5-4 OVERALL)				
Sept. 26	RIO GRANDE	H	W	19-6
Oct. 3	at Ohio State	A	L	67-6
Oct. 10	DePAUW	H	L	7-6
Oct. 17	MARIETTA	H	W	50-0
Oct. 24	OHIO	H	L	13-7
Oct. 31	MUSKINGUM	H	L	15-0
Nov. 7	at Denison	A	W	33-0
Nov. 14	HEIDELBERG	H	W	46-7
Nov. 26	MIAMI (OH)	H	W	20-0

1932 (7-2 OVERALL)				
Sept. 24	HANOVER	H	W	51-0
Oct. 1	GEORGETOWN (KY)	H	W	22-12
Oct. 8	BUTLER	H	W	13-7
Oct. 15	SOUTH DAKOTA	H	W	7-0
Oct. 22	DENISON	H	W	6-0
Oct. 29	WITTENBERG	H	W	25-6
Nov. 5	WABASH	H	W	14-0
Nov. 12	at Ohio	A	L	23-0
Nov. .24	MIAMI (OH)	H	L	21-13

1933 (7-2 OVERALL) • BUCKEYE CONFERENCE CO-CHAMPIONS				
Sept. 30	RIO GRANDE	H	W	20-0
Oct. 7	SOUTH DAKOTA	H	W	13-0
Oct. 14	KENTUCKY	H	L	3-0
Oct. 21	MARSHALL	H	W	19-0
Oct. 28	BUTLER	H	W	34-7
Nov. 4	at Ohio Wesleyan	A	W	7-0
Nov. 11	at Wittenberg	A	W	14-6
Nov. 18	OHIO	H	W	2-0
Nov. 30	MIAMI (OH)	H	L	6-2

1934 (6-2-1 OVERALL) • BUCKEYE CONFERENCE CHAMPIONS				
Sept. 29	OTTERBEIN	H	W	45-0
Oct. 6	KENTUCKY	H	L	27-0
Oct. 13	at Vanderbilt	A	L	32-0
Oct. 20	ASHLAND	H	W	32-6
Oct. 27	GEORGETOWN (KY)	H	W	45-0
Nov. 3	MARSHALL	H	W	7-0
Nov. 10	at Ohio	A	T	0-0
Nov. 17	OHIO WESLEYAN	H	W	13-6
Nov. 29	MIAMI (OH)	H	W	21-0

	RUSS COHEN			
	2.5 YEARS - 8-11-3 (.432)			

1935 (7-2 OVERALL)				
Sept. 28	DAYTON	H	W	25-0
Oct. 5	SOUTH DAKOTA STATE	H	W	38-0
Oct. 12	at Denison	A	W	35-0
Oct. 19	INDIANA	H	W	7-0
Oct. 26	BALTIMORE	H	W	67-0
Nov. 2	at Ohio Wesleyan	A	L	13-12
Nov. 9	MARSHALL	H	W	39-13
Nov. 16	at Ohio	A	L	16-6
Nov. 28	MIAMI (OH)	H	W	8-7

1936 (1-5-3 OVERALL)				
Sept. 26	WEST VIRGINIA	H	L	40-6
Oct. 3	BUTLER	H	T	12-12
Oct. 10	GEORGETOWN	H	L	7-0
Oct. 17	at Marshall	A	W	13-7
Oct. 24	DAYTON	H	L	21-13
Oct. 31	at Ohio	A	L	10-7
Nov. 7	OHIO WESLEYAN	H	T	0-0
Nov. 14	at Wisconsin	A	L	27-6
Nov. 26	MIAMI (OH)	H	T	0-0

1937 (0-10 OVERALL)				
Sept. 18	MOREHEAD	H	L	7-0
Sept. 25	WESTERN RESERVE	H	L	32-6
Oct. 2	BUTLER	H	L	13-0
Oct. 9	at Dayton	A	L	35-0
Oct. 16	CASE	H	L	21-0
Oct. 23	at Indiana	A	L	27-0
Oct. 30	at Ohio Wesleyan	A	L	20-6
Nov. 6	OHIO	H	L	17-0
Nov. 13	at Marshall	A	L	28-0
Nov. 25	MIAMI (OH)	H	L	14-6

	JOE MEYER			
	5 YEARS - 27-16-3 (.620)			

1938 (4-5 OVERALL)				
Sept. 24	LOUISVILLE	H	W	19-9
Oct. 1	ILL. WESLEYAN	H	W	6-0
Oct. 8	DAYTON	H	L	26-6
Oct. 14	at Tampa	A	W	7-6
Oct. 22	WESTERN RESERVE	H	L	33-0
Oct. 29	at Ohio	A	L	13-12
Nov. 5	OHIO WESLEYAN	H	W	14-7
Nov. 12	MARSHALL	H	L	27-9
Nov. 24	MIAMI (OH)	H	L	16-7

1939 (4-3-2 OVERALL)

Sept. 30	TAMPA	H	W	26-7
Oct. 6	at Dayton	A	L	32-2
Oct. 14	WEST VIRGINIA	H	L	7-0
Oct. 21	at Wayne	A	W	21-0
Oct. 27	at Western Reserve	A	T	0-0
Nov. 4	CENTRE	H	T	6-6
Nov. 11	BOSTON UNIVERSITY	H	L	13-6
Nov. 18	SOUTH DAKOTA	H	W	13-0
Nov. 23	MIAMI (OH)	H	W	13-0

1940 (5-3-1 OVERALL)

Sept. 1	HANOVER	H	W	45-0
Sept. 28	LOUISVILLE	H	W	7-0
Oct. 5	at Navy	A	L	14-0
Oct. 12	CENTRE	H	W	22-0
Oct. 19	at Boston University	A	L	14-0
Oct. 26	DAYTON	H	L	7-0
Nov. 2	CARNEGIE TECH	H	W	7-6
Nov. 9	at West Virginia	A	T	7-7
Nov. 21	MIAMI (OH)	H	W	44-0

1941 (6-3 OVERALL)

Sept. 20	TRANSYLVANIA	H	W	46-0
Sept. 27	LOUISVILLE	H	W	28-7
Oct. 4	at Boston University	A	L	14-13
Oct. 11	WAYNE	H	W	37-0
Oct. 18	CENTRE	H	W	18-0
Oct. 25	at Tennessee	A	L	21-6
Nov. 1	at Dayton	A	L	3-0
Nov. 8	CARNEGIE TECH	H	W	20-0
Nov. 20	MIAMI (OH)	H	W	26-0

1942 (8-2 OVERALL)

Sept. 26	LOUISVILLE	H	W	51-0
Oct. 3	at Western Reserve	A	W	18-7
Oct. 10	CENTRE	H	W	21-0
Oct. 17	OHIO	H	W	26-7
Oct. 24	(2) GEORGIA	H	L	35-13
Oct. 31	BOSTON UNIVERSITY	H	W	6-0
Nov. 7	at (13) Tennessee	A	L	34-12
Nov. 14	DAYTON	H	W	20-0
Nov. 21	XAVIER	H	W	9-0
Nov. 26	MIAMI (OH)	H	W	21-12

1943-44**No Football - World War II**

	RAY NOLTING			
	4 YEARS - 23-15-1 (.603)			

1945 (4-4 OVERALL)

Sept. 22	DENISON	H	W	30-0
Sept. 29	at Kentucky	A	L	13-7
Oct. 6	DePAUW	H	W	7-0
Oct. 13	at Ohio	A	L	20-19
Oct. 27	KENTUCKY	H	W	16-7
Nov. 3	BALDWIN-WALLACE	H	W	39-0
Nov. 10	at Detroit	A	L	20-0
Nov. 22	MIAMI (OH)	H	L	28-14

1946 (9-2 OVERALL)

Sept. 21	at Indiana	A	W	15-6
Sept. 28	KENTUCKY	H	L	26-7
Oct. 5	MARSHALL	H	W	39-14
Oct. 12	at Dayton	A	W	19-0

Oct. 19	OHIO	H	W	19-0
Oct. 26	at Michigan State	A	W	18-7
Nov. 2	at Tulsa	A	L	20-0
Nov. 9	XAVIER	H	W	39-0
Nov. 16	WESTERN RESERVE	H	W	34-7
Nov. 28	MIAMI (OH)	H	W	13-7
Jan. 1	vs. Virginia Tech ^	N	W	18-6

^ - Sun Bowl, El Paso, Texas

1947 (7-3 OVERALL) • MAC CHAMPIONS

Sept. 27	at Kentucky	A	L	20-0
Oct. 4	ST. BONAVENTURE	H	W	20-14
Oct. 11	DAYTON	H	L	26-21
Oct. 18	OKLAHOMA CITY	H	W	20-13
Oct. 25	XAVIER	H	W	27-25
Nov. 1	at Ohio	A	W	34-0
Nov. 8	MIAMI (FL)	H	W	20-7
Nov. 15	at Western Reserve	A	W	7-6
Nov. 22	BUTLER	H	W	26-19
Nov. 27	MIAMI (OH)	H	L	38-7

1948 (3-6-1 OVERALL)

Sept. 25	HARDIN-SIMMONS	H	T	7-7
Oct. 2	XAVIER	H	L	13-7
Oct. 9	OHIO	H	W	18-13
Oct. 16	at Mississippi State	A	L	27-0
Oct. 23	at Butler	A	W	16-7
Oct. 30	KENTUCKY	H	L	28-7
Nov. 5	at Miami (FL)	A	L	36-6
Nov. 13	WESTERN RESERVE	H	W	26-13
Nov. 20	(14) TULANE	H	L	6-0
Nov. 25	MIAMI (OH)	H	L	43-19

	SID GILLMAN			
	6 YEARS - 50-13-1 (.789)			

1949 (7-4 OVERALL) • MAC CHAMPIONS

Sept. 17	NEVADA	H	L	41-21
Sept. 24	HARDIN-SIMMONS	H	W	27-21
Oct. 1	at Pacific	A	L	34-7
Oct. 8	WESTERN MICHIGAN	H	W	27-6
Oct. 15	MISSISSIPPI STATE	H	W	19-0
Oct. 22	WESTERN RESERVE	H	W	21-13
Oct. 29	at (14) Kentucky	A	L	14-7
Nov. 5	at Ohio	A	W	34-13
Nov. 12	XAVIER	H	L	20-14
Nov. 24	MIAMI (OH)	H	W	27-6
Dec. 3	at Toledo ^	N	W	33-13

^ - Glass Bowl, Toledo, Ohio

1950 (8-4 OVERALL)

Sept. 16	TEXAS WESTERN	H	W	32-0
Sept. 23	HARDIN-SIMMONS	H	W	9-7
Sept. 30	at William & Mary	A	L	20-14
Oct. 7	LOUISVILLE	H	W	28-20
Oct. 14	at (5) Kentucky	A	L	41-7
Oct. 21	at Western Michigan	A	W	27-6
Oct. 28	WESTERN RESERVE	H	W	48-6
Nov. 4	OHIO	H	W	23-0
Nov. 11	PACIFIC	H	W	14-7
Nov. 18	XAVIER	H	W	33-20
Nov. 25	MIAMI (OH)	H	L	28-0
Jan. 1	West Texas State ^	N	L	14-13

^ - Sun Bowl - El Paso, Texas

1951 (10-1 OVERALL) • MAC CHAMPIONS

Sept. 15	VMI	H	W	26-7
Sept. 22	at Kansas State	A	W	34-0
Sept. 29	TULSA	H	W	47-35
Oct. 6	HAWAII	H	W	34-0
Oct. 13	LOUISVILLE	H	W	38-0
Oct. 20	WESTERN RESERVE	H	W	41-0
Oct. 27	TEXAS WESTERN	H	W	53-18
Nov. 3	at Hardin-Simmons	A	W	13-12
Nov. 10	at Ohio	A	W	40-0
Nov. 17	XAVIER	H	L	26-0
Nov. 24	MIAMI (OH)	H	W	19-14

1952 (8-1-1 Overall) • MAC CHAMPIONS

Sept. 20	DAYTON	H	W	25-0
Sept. 27	KANSAS STATE	H	W	13-6
Oct. 4	at Tulsa	A	T	14-14
Oct. 11	XAVIER	H	W	20-13
Oct. 18	WABASH	H	W	27-7
Oct. 25	KENTUCKY	H	L	14-6
Nov. 1	at Western Reserve	A	W	41-2
Nov. 8	OHIO	H	W	41-7
Nov. 15	WASHINGTON & LEE	H	W	54-0
Nov. 27	MIAMI (OH)	H	W	34-9

1953 (9-1 OVERALL)

Sept. 19	at Tulsa	A	W	14-7
Sept. 26	at Marquette	A	L	31-7
Oct. 3	WILLIAM & MARY	H	W	57-7
Oct. 10	TOLEDO	H	W	41-7
Oct. 17	XAVIER	H	W	20-6
Oct. 24	WESTERN RESERVE	H	W	66-0
Oct. 31	DAYTON	H	W	27-0
Nov. 7	at Louisville	A	W	41-0
Nov. 14	VMI	H	W	67-0
Nov. 26	MIAMI (OH)	H	W	14-0

1954 (8-2 OVERALL)

Sept. 18	at Detroit	A	W	21-13
Sept. 25	DAYTON	H	W	42-13
Oct. 2	TULSA	H	W	40-7
Oct. 9	at Marquette	A	W	30-13
Oct. 16	HARDIN-SIMMONS	H	W	27-13
Oct. 23	XAVIER	H	W	33-0
Oct. 30	PACIFIC	H	W	13-7
Nov. 6	at Arizona State	A	W	34-7
Nov. 13	WICHITA	H	L	13-0
Nov. 25	MIAMI (OH)	H	L	21-9

	GEORGE BLACKBURN			
	6 YEARS - 25-27-6 (.483)			

1955 (1-6-2 OVERALL)

Sept. 24	DAYTON	H	L	15-14
Oct. 1	at Pacific	A	L	27-13
Oct. 8	XAVIER	H	L	37-0
Oct. 15	MARQUETTE	H	W	13-12
Oct. 22	at Tulsa	A	T	21-21
Oct. 29	DETROIT	H	T	0-0
Nov. 5	at Wichita	A	L	20-16
Nov. 12	HARDIN-SIMMONS	H	L	53-20
Nov. 24	(16) MIAMI (OH)	H	L	14-0

2014 UNIVERSITY OF CINCINNATI FOOTBALL

ALL-TIME SCORES

1956 (4-5 OVERALL)

Sept. 22	DAYTON	H	L	19-13
Sept. 29	TULSA	H	W	7-6
Oct. 6	at Pacific	A	L	21-15
Oct. 13	XAVIER	H	L	34-14
Oct. 20	at Navy	A	L	13-7
Oct. 27	at Marquette	A	W	33-13
Nov. 3	DETROIT	H	W	33-7
Nov. 10	WICHITA	H	W	21-0
Nov. 22	MIAMI (OH)	H	L	27-13

1957 (5-4-1 OVERALL)

Sept. 21	DAYTON	H	T	13-13
Sept. 28	at Wichita	A	W	19-13
Oct. 5	HOUSTON	H	L	7-0
Oct. 12	XAVIER	H	W	23-14
Oct. 19	MARQUETTE	H	W	14-0
Oct. 26	PACIFIC	H	W	7-2
Nov. 2	DETROIT	H	L	20-12
Nov. 9	at Indiana	A	W	21-0
Nov. 16	at Tulsa	A	L	12-7
Nov. 28	MIAMI (OH)	H	L	20-14

1958 (6-2-2 OVERALL)

Sept. 20	DAYTON	H	W	14-0
Sept. 27	WICHITA	H	T	16-16
Oct. 4	(19) HOUSTON	H	L	34-13
Oct. 11	XAVIER	H	W	14-8
Oct. 18	at Pacific	A	W	12-6
Oct. 25	OKLAHOMA STATE	H	L	19-14
Nov. 1	at North Texas State	A	T	8-8
Nov. 8	TULSA	H	W	15-6
Nov. 15	at Marquette	A	W	15-0
Nov. 27	MIAMI (OH)	H	W	18-7

1959 (5-4-1 OVERALL)

Sept. 19	at Oklahoma State	A	W	22-9
Sept. 26	DAYTON	H	W	21-7
Oct. 3	at Houston	A	L	13-12
Oct. 10	NORTH TEXAS STATE	H	L	21-6
Oct. 17	at Wichita	A	T	28-28
Oct. 24	PACIFIC	H	W	21-14
Oct. 31	XAVIER	H	W	28-0
Nov. 7	at Tulsa	A	L	14-7
Nov. 14	MARQUETTE	H	L	35-34
Nov. 26	MIAMI (OH)	H	W	14-7

1960 (4-6 OVERALL)

Sept. 17	HARDIN-SIMMONS	H	W	15-14
Sept. 24	DAYTON	H	W	27-21
Oct. 1	at North Texas State	A	W	21-0
Oct. 7	at Detroit	A	L	14-0
Oct. 15	WICHITA	H	L	25-8
Oct. 22	TULSA	H	L	34-3
Oct. 29	XAVIER	H	L	5-0
Nov. 5	at Houston	A	L	14-0
Nov. 12	at Marquette	A	W	33-13
Nov. 19	MIAMI (OH)	H	L	10-6

CHUCK STUDLEY

6 YEARS - 27-33 (.450)

1961 (3-7 OVERALL)

Sept. 16	DAYTON	H	W	16-12
Sept. 23	at Boston College	A	L	23-0
Sept. 30	at Wichita	A	L	21-13
Oct. 7	XAVIER	H	L	17-12
Oct. 14	AIR FORCE	H	L	8-6
Oct. 21	HOUSTON	H	L	13-7
Oct. 28	NORTH TEXAS STATE	H	W	21-9
Nov. 4	at Tulsa	A	L	19-0
Nov. 18	MIAMI (OH)	H	L	3-7
Nov. 25	DETROIT	H	W	19-13

1962 (2-8 OVERALL, 1-2 MVC)

Sept. 22	DAYTON	H	W	13-0
Sept. 29	INDIANA	H	L	26-6
Oct. 6	WICHITA STATE	H	W	27-15
Oct. 20	at North Texas State	A	L	14-8
Oct. 27	RICHMOND	H	L	21-20
Nov. 3	TULSA	H	L	24-18
Nov. 9	at Detroit	A	L	15-14
Nov. 17	MIAMI (OH)	H	L	38-16
Nov. 24	XAVIER	H	L	7-6
Dec. 1	at Houston	A	L	42-14

1963 (6-4 OVERALL, 3-1 MVC) • MVC CO-CHAMPIONS

Sept. 21	DRAKE	H	W	28-0
Sept. 28	at Army	A	L	22-0
Oct. 5	XAVIER	H	W	35-22
Oct. 12	at Tulsa	A	W	21-15
Oct. 19	DETROIT	H	W	35-0
Oct. 26	at Indiana	A	L	20-6
Nov. 2	DAYTON	H	W	35-8
Nov. 9	NORTH TEXAS STATE	H	W	39-7
Nov. 16	at Wichita State	A	L	23-20
Nov. 28	MIAMI (OH)	H	L	21-19

1964 (8-2 OVERALL, 4-0 MVC) • MVC CHAMPIONS

Sept. 26	DAYTON	H	W	20-10
Oct. 2	at Detroit	A	W	19-0
Oct. 10	XAVIER	H	W	35-6
Oct. 17	at Boston College	A	L	10-0
Oct. 24	TULSA	H	W	28-23
Oct. 31	GEORGE WASHINGTON	H	L	17-15
Nov. 7	at North Texas State	A	W	27-6
Nov. 14	at Wichita State	A	W	19-7
Nov. 21	MIAMI (OH)	H	W	28-14
Nov. 28	at Houston	A	W	20-6

1965 (5-5 OVERALL, 2-2 MVC)

Sept. 18	DAYTON	H	W	28-0
Sept. 24	at Houston	A	L	21-6
Oct. 2	WICHITA STATE	H	W	14-6
Oct. 9	XAVIER	H	L	14-3
Oct. 15	at George Washington	A	W	13-3
Oct. 23	at Tulsa	A	L	49-6
Oct. 30	NORTH TEXAS STATE	H	L	28-24
Nov. 6	at Kansas State	A	W	21-14
Nov. 13	SOUTH DAKOTA	H	W	41-0
Nov. 20	MIAMI (OH)	H	L	37-7

1966 (3-7 OVERALL, 2-2 MVC)

Sept. 24	DAYTON	H	L	23-7
Oct. 1	at Wichita State	A	W	20-6
Oct. 8	XAVIER	H	L	25-13
Oct. 15	at Tulane	A	L	28-21
Oct. 22	KANSAS STATE	H	W	28-14
Oct. 29	TULSA	H	L	13-0
Nov. 5	at North Texas State	A	L	35-13
Nov. 12	LOUISVILLE	H	W	17-3
Nov. 19	at Memphis	A	L	26-14
Nov. 26	MIAMI (OH)	H	L	28-8

HOMER RICE

2 YEARS - 8-10-1 (.463)

1967 (3-6 OVERALL, 2-2 MVC)

Sept. 23	DAYTON	H	L	27-13
Sept. 30	at Memphis	A	L	17-0
Oct. 7	WICHITA STATE	H	W	14-6
Oct. 14	XAVIER	H	L	15-10
Oct. 21	at Tulsa	A	L	35-6
Oct. 28	NORTH TEXAS STATE	H	L	34-14
Nov. 4	BOSTON COLLEGE	H	W	27-21
Nov. 11	at Louisville	A	W	13-7
Nov. 18	MIAMI (OH)	H	L	27-14

1968 (5-4-1 OVERALL, 3-2 MVC)

Sept. 21	at Texas Tech	A	T	10-10
Sept. 28	XAVIER	H	W	17-14
Oct. 4	at (12) Houston	A	L	71-33
Oct. 12	TAMPA	H	W	31-28
Oct. 19	at Wichita State	A	W	40-27
Oct. 26	TULSA	H	L	34-27
Nov. 2	at North Texas State	A	L	55-34
Nov. 9	LOUISVILLE	H	W	37-7
Nov. 16	OHIO	H	L	60-48
Nov. 23	MIAMI (OH)	H	W	23-21

RAY CALLAHAN

4 YEARS - 20-23 (.465)

1969 (4-6 OVERALL, 2-3 MVC)

Sept. 13	at West Virginia	A	L	57-11
Sept. 20	WILLIAM & MARY	H	W	26-18
Oct. 4	XAVIER	H	W	17-14
Oct. 11	MEMPHIS	H	L	52-6
Oct. 18	WICHITA STATE	H	W	21-14
Oct. 25	at Tulsa	A	L	40-24
Nov. 1	NORTH TEXAS STATE	H	L	31-30
Nov. 8	at Louisville	A	W	31-21
Nov. 15	at Ohio	A	L	46-6
Nov. 22	MIAMI (OH)	H	L	36-20

1970 (7-4 OVERALL)

Sept. 12	at Tulsa	A	L	7-3
Sept. 19	DAYTON (RS)	H	W	13-7
Sept. 26	at William & Mary	A	W	17-10
Oct. 2	TULANE	H	L	6-3
Oct. 10	XAVIER	H	W	42-0
Oct. 24	OHIO	H	W	29-21
Oct. 31	at Wichita State	A	W	35-5
Nov. 7	at North Texas State	A	W	30-10
Nov. 14	LOUISVILLE	H	L	28-14
Nov. 21	MIAMI (OH)	H	W	33-0
Nov. 28	at Memphis	A	L	14-10

1971 (7-4 OVERALL)

Sept. 11	at Dayton	A	L	16-3
Sept. 18	KENT	H	W	42-20
Sept. 25	HOUSTON	H	L	12-3
Oct. 2	at Texas A&M	A	W	17-0
Oct. 9	XAVIER	H	W	30-7
Oct. 16	WICHITA STATE	H	W	20-7
Oct. 30	MEMPHIS	H	L	45-21
Nov. 6	NORTH TEXAS STATE	H	W	40-7
Nov. 13	OHIO	H	W	23-15
Nov. 20	at Miami (OH)	A	L	43-7
Nov. 27	at Louisville	A	W	19-16

1972 (2-9 OVERALL)

Sept. 9	at Indiana State	A	W	10-7
Sept. 16	at (2) Colorado	A	L	56-14
Sept. 23	XAVIER	H	L	19-7
Sept. 30	VILLANOVA	H	W	14-7
Oct. 7	OHIO	H	L	28-14
Oct. 14	at Wichita State	A	L	20-17
Oct. 28	LOUISVILLE	H	L	38-13
Nov. 4	at North Texas State	A	L	27-25
Nov. 11	at Memphis	A	L	49-24
Nov. 18	MIAMI (OH)	H	L	23-0
Nov. 25	at Houston	A	L	49-0

TONY MASON

4 YEARS - 26-18 (.591)

1973 (4-7 OVERALL)

Sept. 15	XAVIER	H	W	40-7
Sept. 22	at Villanova	A	L	14-7
Sept. 29	at Tulsa	A	L	16-13
Oct. 6	at Temple	A	L	16-15
Oct. 13	S.W. LOUISIANA	H	W	27-0
Oct. 20	WICHITA STATE	H	W	27-6
Oct. 27	at Louisville	A	L	10-8
Nov. 3	NORTH TEXAS STATE	H	W	52-3
Nov. 10	at Ohio	A	L	14-8
Nov. 17	at (17) Miami (OH)	A	L	6-0
Nov. 24	MEMPHIS	H	L	17-13

1974 (7-4 OVERALL)

Sept. 14	at Washington	A	L	21-17
Sept. 21	at Rice	A	W	28-21
Sept. 28	LOUISVILLE	H	W	7-6
Oct. 12	at Memphis	A	L	13-7
Oct. 19	at Wichita State	A	W	43-0
Oct. 25	at Houston	A	L	27-6
Nov. 2	TEMPLE	H	W	22-20
Nov. 9	OHIO	H	W	35-13
Nov. 16	(12) MIAMI (OH)	H	L	27-7
Nov. 23	CHATTANOOGA	H	W	35-20
Nov. 30	LOUISIANA-MONROE	H	W	20-7

1975 (6-5 OVERALL)

Sept. 13	RICHMOND	H	W	19-6
Sept. 20	MEMPHIS	H	W	13-3
Sept. 27	at Louisville	A	W	46-27
Oct. 4	at Temple	A	L	21-17
Oct. 11	at Tulsa	A	L	24-16
Oct. 18	ARKANSAS STATE	H	L	14-9
Oct. 25	SW LOUISIANA	H	W	23-17
Nov. 1	HOUSTON	H	W	28-23
Nov. 8	(16) MARYLAND (RS)	H	L	21-19
Nov. 15	at Ohio	A	W	6-5

Nov. 22 at (16) Miami (OH) A L 21-13

1976 (9-2 OVERALL)

Sept. 11	at Tulane	A	W	21-14
Sept. 18	**at SW Louisiana	A	L	7-3
Sept. 25	MIAMI (OH)	H	W	17-0
Oct. 2	at Southern Miss	A	W	28-21
Oct. 9	at Arizona State	A	W	14-0
Oct. 16	TULSA	H	W	16-7
Oct. 23	at (10) Georgia	A	L	31-17
Oct. 30	at (5) Maryland	A	L	21-0
Nov. 6	OHIO	H	W	35-0
Nov. 13	VANDERBILT	H	W	33-7
Nov. 20	LOUISVILLE	H	W	20-6

** - Later won by forfeit

RALPH STAUB

4 YEARS - 14-28-2 (.341)

1977 (5-4-2 OVERALL)

Sept. 10	NORTHWESTERN ST	H	W	41-0
Sept. 17	at Louisville	A	T	17-17
Sept. 24	LOUISIANA-MONROE	H	W	63-0
Oct. 1	SOUTHERN MISS	H	W	17-6
Oct. 8	at Florida State	A	L	14-0
Oct. 15	at Tulane	A	L	16-13
Oct. 22	TULSA	H	W	28-0
Oct. 29	TEMPLE	H	T	17-17
Nov. 5	at Ohio	A	W	38-26
Nov. 19	at Vanderbilt	A	L	13-9
Nov. 24	MIAMI (OH)	H	L	12-7

1978 (5-6 OVERALL)

Sept. 16	SOUTHERN MISS	H	W	26-14
Sept. 23	LOUISVILLE	H	L	28-14
Sept. 30	at Richmond	A	L	51-28
Oct. 7	at (18) Florida State	A	L	26-21
Oct. 14	at Temple	A	L	16-13
Oct. 21	TULSA	H	L	27-26
Oct. 28	at SW Louisiana	A	W	38-13
Nov. 4	LOUISIANA-MONROE	H	W	20-7
Nov. 11	OHIO	H	W	35-0
Nov. 18	at Miami (OH)	A	L	28-24
Nov. 25	at Memphis	A	W	34-14

1979 (2-9 OVERALL)

Sept. 15	at Southern Miss	A	L	24-6
Sept. 22	at Louisville	A	L	22-19
Sept. 29	VILLANOVA	H	W	27-13
Oct. 6	at (18) North Carolina	A	L	35-14
Oct. 13	at Pittsburgh	A	L	35-0
Oct. 20	at Temple	A	L	35-20
Oct. 27	RICHMOND	H	W	17-14
Nov. 3	(6) FLORIDA STATE	H	L	26-21
Nov. 10	OHIO	H	L	27-7
Nov. 17	at Miami (OH)	A	L	27-14
Nov. 24	at Memphis	A	L	23-17

1980 (2-9 OVERALL)

Sept. 6	at West Virginia	A	L	41-27
Sept. 13	at Tulsa	A	L	31-13
Sept. 20	at Rutgers	A	L	24-7
Sept. 27	WICHITA STATE	H	L	13-8
Oct. 4	at Villanova	A	L	23-6
Oct. 11	at (17) South Carolina	A	L	49-7
Oct. 18	at Temple	A	L	23-7

Oct. 25	at Richmond	A	L	24-10
Nov. 1	MEMPHIS	H	W	14-10
Nov. 8	at Louisville	A	L	20-0
Nov. 22	MIAMI (OH)	H	W	23-13

MIKE GOTTFRIED

2 YEARS - 12-10 (.545)

1981 (6-5 OVERALL)

Sept. 5	YOUNGSTOWN STATE	H	L	19-13
Sept. 12	at (9) Penn State	A	L	52-0
Sept. 19	at (7) Pittsburgh	A	L	38-7
Sept. 26	RUTGERS	H	W	10-0
Oct. 3	at Ohio	A	W	19-9
Oct. 10	RICHMOND	H	W	27-18
Oct. 17	TEMPLE	H	L	24-13
Oct. 24	TULANE	H	W	17-13
Oct. 31	MEMPHIS	H	W	38-7
Nov. 14	LOUISVILLE	H	W	24-0
Nov. 21	at Miami (OH)	A	L	7-3

1982 (6-5 OVERALL)

Sept. 4	at Florida State	A	L	38-31
Sept. 11	LOUISVILLE (RS)	H	W	38-16
Sept. 25	YOUNGSTOWN STATE	H	W	52-3
Oct. 2	at South Carolina	A	L	37-10
Oct. 9	LONG BEACH ST. (RS)	H	W	34-14
Oct. 16	at Memphis	A	W	16-7
Oct. 23	at (7) Alabama	A	L	21-3
Oct. 30	at Temple	A	L	41-7
Nov. 13	MORGAN STATE (RS)	H	W	52-0
Nov. 18	MIAMI (OH) (RS)	H	W	20-10
Nov. 27	at Miami (FL)	A	L	19-13

WATSON BROWN

1 YEAR - 4-6-1 (.409)

1983 (4-6-1 OVERALL)

Sept. 10	at (20) Penn State	A	W	14-3
Sept. 17	OKLAHOMA STATE	H	L	27-17
Sept. 24	at Louisville	A	L	31-23
Oct. 1	CORNELL (RS)	H	W	48-20
Oct. 8	TEMPLE (RS)	H	W	31-16
Oct. 15	at Florida State	A	L	43-17
Oct. 22	(8) MIAMI (FL) (RS)	H	L	17-7
Oct. 29	at Kentucky	A	T	13-13
Nov. 5	RUTGERS (RS)	H	W	18-7
Nov. 12	MEMPHIS (RS)	H	L	43-10
Nov. 19	at Miami (OH)	A	L	14-10

DAVE CURREY

5 YEARS - 19-36 (.345)

1984 (2-9 OVERALL)

Sept. 8	AKRON	H	W	28-27
Sept. 15	YOUNGSTOWN STATE	H	L	27-23
Sept. 22	at Memphis	A	L	47-7
Sept. 29	at Rutgers	A	L	43-15
Oct. 13	(10) MIAMI (FL) (RS)	H	L	49-25
Oct. 20	at (17) Florida	A	L	48-17
Oct. 27	LOUISVILLE (RS)	H	W	40-21
Nov. 3	at Temple	A	L	42-10
Nov. 10	at (20) Auburn	A	L	60-0
Nov. 17	ALABAMA (RS)	H	L	29-7
Nov. 22	MIAMI (OH) (RS)	H	L	31-26

2014 UNIVERSITY OF CINCINNATI FOOTBALL

ALL-TIME SCORES

1985 (5-6 OVERALL)

Aug. 31	VIRGINIA TECH	H	W	31-14
Sept. 7	AUSTIN PEAY	H	W	31-9
Sept. 14	at Youngstown State	A	W	29-27
Sept. 21	at Alabama	A	L	45-10
Sept. 28	at Kentucky	A	L	27-7
Oct. 5	TEMPLE (RS)	H	L	28-16
Oct. 12	at Miami (FL)	A	L	38-0
Oct. 19	at Louisville	A	W	31-9
Oct. 26	BOSTON COLLEGE (RS)	H	W	24-17
Nov. 9	(2) PENN STATE (RS)	H	L	31-10
Nov. 23	at Miami (OH)	A	L	16-10

1986 (5-6 OVERALL)

Sept. 6	at Virginia Tech	A	W	24-20
Sept. 13	MIAMI (OH) (RS)	H	W	45-38
Sept. 20	at Rutgers	A	L	48-28
Sept. 27	KENTUCKY (RS)	H	L	37-20
Oct. 4	LOUISVILLE	H	W	24-17
Oct. 11	at (5) Penn State	A	L	23-17
Oct. 18	(1) MIAMI (FL)	H	L	45-13
Oct. 25	at Wichita State	A	W	24-19
Nov. 1	INDIANA STATE	H	W	46-14
Nov. 8	at (9) Auburn	A	L	52-7
Nov. 15	at East Carolina	A	L	32-19

1987 (4-7 OVERALL)

Sept. 5	RUTGERS	H	L	10-7
Sept. 12	at Louisville	A	W	25-0
Sept. 19	at (20) Penn State	A	L	41-0
Sept. 26	MIAMI (OH)	H	W	31-26
Oct. 10	at East Carolina	A	L	56-28
Oct. 17	at West Virginia	A	L	45-17
Oct. 24	(3) MIAMI (FL) (RS)	H	L	48-10
Oct. 31	TENNESSEE TECH	H	W	38-17
Nov. 7	at Indiana State	A	L	40-16
Nov. 14	AUSTIN PEAY	H	W	42-10
Nov. 21	at Virginia Tech	A	L	21-20

1988 (3-8 OVERALL)

Sept. 10	at Boston College	A	L	41-7
Sept. 17	AUSTIN PEAY	H	W	52-7
Sept. 24	at Miami (OH)	A	W	34-18
Oct. 1	at Rutgers	A	L	38-9
Oct. 8	at Penn State	A	L	35-9
Oct. 15	VIRGINIA TECH	H	L	41-14
Oct. 22	at (3) Miami (FL)	A	L	57-3
Oct. 29	LOUISVILLE	H	L	21-6
Nov. 5	(4) WEST VIRGINIA (RS)	H	L	51-13
Nov. 12	INDIANA STATE	H	W	40-21
Nov. 19	EAST CAROLINA	H	L	49-14

TIM MURPHY

5 YEARS - 17-37-1 (.318)

1989 (1-9-1 OVERALL)

Sept. 2	RUTGERS	H	T	17-17
Sept. 16	EAST CAROLINA	H	L	21-14
Sept. 23	at Miami (OH)	A	W	30-14
Sept. 30	at Louisville	A	L	37-17
Oct. 7	at (2) Miami (FL)	A	L	56-0
Oct. 14	MEMPHIS	H	L	34-17
Oct. 21	at (18) West Virginia	A	L	69-3
Oct. 28	at Akron	A	L	31-0
Nov. 4	at Kentucky	A	L	31-0
Nov. 11	MOREHEAD STATE	H	L	13-10

Nov. 18 NORTHERN ILLINOIS H L 56-3

1990 (1-10 OVERALL)

Sept. 2	BOWLING GREEN (RS)	H	L	34-20
Sept. 8	at Central Michigan	A	L	34-0
Sept. 15	at Iowa	A	L	63-10
Sept. 22	MIAMI (OH) (RS)	H	L	16-12
Sept. 29	at Kent State	A	W	27-24
Oct. 13	at West Virginia	A	L	28-20
Oct. 20	at East Carolina	A	L	56-32
Oct. 27	at Tulane	A	L	49-7
Nov. 3	(25) LOUISVILLE (RS)	H	L	41-16
Nov. 10	at (12) Florida State	A	L	70-21
Nov. 17	at Alabama	A	L	45-7

1991 (4-7 OVERALL)

Sept. 7	at (5) Penn State	A	L	81-0
Sept. 14	at North Carolina	A	L	51-16
Sept. 21	at Bowling Green	A	L	20-16
Sept. 28	MIAMI (OH)	H	L	22-9
Oct. 5	at Louisville	A	W	30-7
Oct. 12	at Kent State	A	W	38-19
Oct. 19	at Virginia Tech	A	L	56-9
Oct. 26	SOUTHERN MISS.	H	W	17-7
Nov. 2	at Kentucky	A	L	20-17
Nov. 9	MIDDLE TENNESSEE ST.	H	W	30-10
Nov. 23	(13) EAST CAROLINA	H	L	30-19

1992 (3-8 OVERALL)

Sept. 5	(8) PENN STATE	H	L	24-20
Sept. 19	at Miami (OH)	A	L	17-14
Sept. 26	at (8) Tennessee	A	L	40-0
Oct. 3	KENT STATE	H	W	31-0
Oct. 10	at Memphis	A	L	34-14
Oct. 17	at East Carolina	A	L	42-21
Oct. 24	at Southern Miss.	A	L	31-17
Oct. 31	LOUISVILLE	H	L	27-17
Nov. 7	RUTGERS	H	W	26-24
Nov. 14	KENTUCKY	H	W	17-13
Nov. 21	AKRON	H	L	24-22

1993 (8-3 OVERALL)

Sept. 4	AUSTIN PEAY	H	W	42-10
Sept. 11	at Bowling Green	A	L	21-7
Sept. 18	MIAMI (OH)	H	W	30-23
Sept. 25	at (11) Syracuse	A	L	24-21
Oct. 2	at Tulsa	A	W	22-15
Oct. 9	at Vanderbilt	A	L	17-7
Oct. 16	BALL STATE	H	W	44-12
Oct. 23	at Toledo	A	W	31-24
Oct. 30	MEMPHIS	H	W	23-20
Nov. 13	at Houston	A	W	41-17
Nov. 20	EAST CAROLINA	H	W	34-14

RICK MINTER

10 YEARS - 53-63-1 (.457)

1994 (2-8-1 OVERALL)

Sept. 3	at Indiana	A	L	28-3
Sept. 10	SYRACUSE	H	L	34-19
Sept. 17	at Miami (OH)	A	T	17-17
Oct. 1	BOWLING GREEN	H	L	38-0
Oct. 8	VANDERBILT	H	L	34-24
Oct. 15	at Rutgers	A	L	14-9
Oct. 22	at Memphis	A	L	26-3
Oct. 29	at East Carolina	A	L	35-21

Nov. 5	TROY STATE	H	W	28-24
Nov. 12	at Wisconsin	A	L	38-7
Nov. 19	TULSA	H	W	28-13

1995 (6-5 OVERALL)

Sept. 2	at Kansas	A	L	23-18
Sept. 9	KANSAS STATE	H	L	23-21
Sept. 16	at Virginia Tech	A	W	16-0
Sept. 23	at Miami (OH)	A	L	23-16
Sept. 30	TOLEDO	H	L	45-31
Oct. 7	EAST CAROLINA	H	W	13-10
Oct. 14	SOUTHERN MISS	H	W	16-13
Oct. 21	MEMPHIS	H	W	28-3
Oct. 28	at Northern Illinois	A	W	55-19
Nov. 11	at Kentucky	A	L	33-14
Nov. 18	at Tulsa	A	W	24-5

1996 (6-5 OVERALL, 2-3 C-USA)

Aug. 30	TULANE *	H	L	34-14
Sept. 7	KENTUCKY	H	W	24-3
Sept. 14	at (17) Kansas State	A	L	35-0
Sept. 28	MIAMI (OH)	H	W (30T)	30-23
Oct. 5	at Memphis *	A	L	18-16
Oct. 12	BOSTON COLLEGE	H	L	24-17
Oct. 19	HOUSTON *	H	W	31-20
Oct. 26	at Louisville *	A	W	10-7
Nov. 2	at Southern Miss *	A	L	21-17
Nov. 16	at UAB	A	W	34-14
Nov. 23	LOUISIANA-MONROE	H	W	35-13

1997 (8-4 OVERALL, 2-4 C-USA)

Aug. 28	TULSA	H	W	34-24
Sept. 6	at Tulane *	A	L	31-17
Sept. 20	KANSAS	H	W	34-7
Sept. 27	at Boston College	A	W	24-6
Oct. 4	MEMPHIS *	H	W	20-17
Oct. 11	UAB	H	W	33-29
Oct. 18	at Houston *	A	L (20T)	41-38
Oct. 25	at Miami (OH)	A	W (20T)	34-31
Nov. 1	(24) SOUTHERN MISS *	H	L	24-17
Nov. 8	LOUISVILLE *	H	W	28-9
Nov. 13	at East Carolina *	A	L	14-7
Dec. 29	Utah State ^	N	W	35-19

^ - Humanitarian Bowl, Boise Idaho

1998 (2-9 OVERALL, 1-5 C-USA)

Sept. 5	TULANE *	H	L	52-34
Sept. 12	MIAMI (FL)	H	L	38-12
Sept. 19	at Army *	A	L	37-20
Sept. 26	INDIANA	H	L	48-14
Oct. 3	at Louisville *	A	L	62-19
Oct. 10	at (24) Syracuse	A	L	63-21
Oct. 17	at Memphis *	A	L	41-23
Oct. 24	MIAMI (OH)	H	L	41-0
Nov. 5	EAST CAROLINA *	H	L	24-21
Nov. 14	HOUSTON *	H	W	44-43
Nov. 21	at Arkansas State	A	W	51-7

1999 (3-8 OVERALL, 0-6 C-USA)

Sept. 4	KENT STATE	H	W	41-3
Sept. 11	TROY STATE	H	L	31-24
Sept. 18	(9) WISCONSIN	H	W	17-12
Sept. 25	at (12) Ohio State	A	L	34-20
Oct. 9	at Houston *	A	L	23-20
Oct. 16	UAB *	H	L (OT)	24-21
Oct. 23	at (21) Southern Miss*	A	L	28-20
Oct. 30	at Miami (OH)	A	W	52-42
Nov. 6	LOUISVILLE *	H	L	23-13
Nov. 13	at (24) East Carolina*	A	L	48-34
Nov. 20	MEMPHIS *	H	L	21-13

2000 (7-5 OVERALL, 5-2 C-USA)

Sept. 4	ARMY	H	W	23-17
Sept. 9	SYRACUSE	H	W	12-10
Sept. 16	at (4) Wisconsin	A	L (OT)	28-25
Sept. 23	at Indiana	A	L	42-6
Sept. 30	at Tulane *	A	L	24-19
Oct. 7	HOUSTON *	H	W	48-31
Oct. 14	at Louisville *	A	L	38-24
Oct. 28	MIAMI (OH)	H	W	45-15
Nov. 4	UAB *	H	W	33-21
Nov. 11	at Memphis *	A	W (OT)	13-10
Nov. 18	(24) SOUTHERN MISS *	H	W	27-24
Dec. 27	vs. Marshall ^	N	L	25-14

^ - Motor City Bowl, Detroit, Mich.

2001 (7-5 OVERALL, 5-2 C-USA)

Sept. 2	PURDUE	H	L	19-14
Sept. 8	at Army *	A	W	27-24
Sept. 22	at Miami (OH)	A	L	21-14
Oct. 6	TULANE *	H	W	46-33
Oct. 13	at UAB *	A	W	31-17
Oct. 20	at Houston *	A	W	29-28
Oct. 27	LOUISVILLE *	H	L	28-13
Nov. 3	CONNECTICUT	H	W	45-28
Nov. 10	EAST CAROLINA *	H	L	28-26
Nov. 24	at Memphis *	A	W	36-34
Dec. 1	LOUISIANA-MONROE*	H	W	42-10
Dec. 29	(25) Toledo ^	N	L	23-16

^ - Motor City Bowl, Detroit, Mich.

2002 (7-7 OVERALL, 6-2 C-USA) • C-USA CO-CHAMPIONS

Sept. 2	TCU *	H	W (OT)	36-29
Sept. 14	WEST VIRGINIA	H	L	35-32
Sept. 21	(6) OHIO STATE (PBS)	H	L	23-19
Sept. 28	at Temple	A	W	35-22
Oct. 5	MIAMI (OH)	H	L	31-26
Oct. 12	at Tulane *	A	L	35-17
Oct. 19	at Southern Miss *	A	L	23-14
Oct. 26	MEMPHIS *	H	W	48-10
Nov. 7	at Louisville *	A	W	24-14
Nov. 16	HOUSTON *	H	W	47-14
Nov. 23	at Hawai'i	A	L	20-19
Nov. 30	UAB *	H	W	31-23
Dec. 6	at East Carolina *	A	W	42-26
Dec. 17	North Texas^	N	L	24-19

^ - New Orleans Bowl, New Orleans, La.

2003 (5-7 OVERALL, 2-6 C-USA)

Sept. 1	EAST CAROLINA*	H	W	40-3
Sept. 13	at West Virginia	A	W	15-13
Sept. 20	TEMPLE (30T)	H	W	30-24
Sept. 27	at Miami (OH)	A	L	42-37
Oct. 4	SOUTHERN MISS*	H	L	22-20
Oct. 11	at UAB*	A	L	31-14
Oct. 25	ARMY*	H	W	33-29
Oct. 31	at USF* (20T)	A	L	24-17
Nov. 8	RHODE ISLAND	H	W	31-24
Nov. 15	at (9) TCU*	A	L	43-10
Nov. 22	at Memphis*	A	L	21-16
Nov. 27	LOUISVILLE*	H	L	43-40

MARK DANTONIO**3 YEARS - 18-17 (.514)****2004 (7-5 OVERALL, 5-3 C-USA)**

Sept. 4	at (9) Ohio State	A	L	27-6
Sept. 11	MIAMI (OH)	H	W	45-26
Sept. 18	at Syracuse	A	L	19-7
Sept. 25	at East Carolina*	A	W	24-19
Oct. 2	UAB*	H	L	30-27
Oct. 9	at Army*	A	L	48-29
Oct. 23	MEMPHIS*	H	W	49-10
Oct. 30	TCU*	H	W	21-10
Nov. 6	at (21) Southern Miss*	A	W	52-24
Nov. 20	USF*	H	W	45-23
Nov. 27	at (7) Louisville*	A	L	70-7
Dec. 23	vs. Marshall ^	N	W	32-14

^ - Fort Worth Bowl, Fort Worth, Texas

2005 (4-7 OVERALL, 2-5 BIG EAST)

Sept. 1	EASTERN MICHIGAN	H	W	28-26
Sept. 10	at Penn State	A	L	42-24
Sept. 17	WESTERN CAROLINA	H	W	7-3
Sept. 28	at Miami (OH)	A	L	44-16
Oct. 8	at Pittsburgh*	A	L	38-20
Oct. 15	CONNECTICUT*	H	W	28-17
Oct. 22	LOUISVILLE*	H	L	46-22
Oct. 29	at Syracuse*	A	W	22-16
Nov. 9	(16) WEST VIRGINIA*	H	L	38-0
Nov. 19	at USF*	A	L	31-16
Nov. 26	at Rutgers*	A	L	44-9

2006 (8-5 OVERALL, 4-3 BIG EAST)

Sept. 2	EASTERN KENTUCKY	H	W	31-0
Sept. 8	PITTSBURGH*	H	L	33-15
Sept. 16	at (1) Ohio State	A	L	37-7
Sept. 23	at (11) Virginia Tech	A	L	29-13
Sept. 30	MIAMI (OH)	H	W	24-10
Oct. 7	AKRON	H	W	20-14
Oct. 14	at (7) Louisville*	A	L	23-17
Oct. 22	USF*	H	W	23-6
Oct. 28	SYRACUSE*	H	W	17-3
Nov. 11	at (10) West Virginia*	A	L	42-24
Nov. 18	(7) RUTGERS*	H	W	30-11
Nov. 25	at Connecticut*	A	W	26-23
Jan. 6	vs. Western Michigan^	N	W	27-24

^ - International Bowl, Toronto, Canada

BRIAN KELLY**3 YEARS - 34-6 (.850)****2007 (10-3 OVERALL, 4-3 BIG EAST)**

Aug. 30	SE MISSOURI STATE	H	W	59-3
Sept. 6	OREGON STATE	H	W	34-3
Sept. 15	at Miami (OH)	A	W	47-10
Sept. 22	MARSHALL	H	W	40-14
Sept. 29	at San Diego State	A	W	52-23
Oct. 6	at (21) Rutgers*	A	W	28-23
Oct. 13	LOUISVILLE*	H	L	28-24
Oct. 20	at Pittsburgh*	A	L	24-17
Nov. 3	at (20) USF*	A	W	38-33
Nov. 10	(16) CONNECTICUT*	H	W	27-3
Nov. 17	(5) WEST VIRGINIA*	H	L	28-23
Nov. 24	at Syracuse*	A	W	52-31
Dec. 22	vs. Southern Miss^	N	W	31-21

^ - PapaJohns.com Bowl, Birmingham, Ala.

2008 (11-3 OVERALL, 5-1 BIG EAST) • BIG EAST CHAMPIONS

Aug. 28	EASTERN KENTUCKY	H	W	40-7
Sept. 6	at (4) Oklahoma	A	L	52-26
Sept. 20	MIAMI (OH)	H	W	45-20
Sept. 27	at Akron	A	W	17-15
Oct. 3	at Marshall	A	W	33-10
Oct. 11	RUTGERS*	H	W	13-10
Oct. 25	at Connecticut*	A	L	40-16
Oct. 30	(23) USF*	H	W	24-10
Nov. 8	at (20) West Virginia*	A	W	26-23 (OT)
Nov. 14	at Louisville*	A	W	28-20
Nov. 22	PITTSBURGH*	H	W	28-21
Nov. 29	SYRACUSE*	H	W	30-10
Dec. 6	at Hawai'i	A	W	29-24
Jan. 1	vs. (19) Virginia Tech^	N	L	20-7

^ - FedEx Orange Bowl, Miami Gardens, Fla.

2009 (12-1 OVERALL, 6-0 BIG EAST) • BIG EAST CHAMPIONS

Sept. 7	at Rutgers *	A	W	47-15
Sept. 12	SE MISSOURI ST.	H	W	70-3
Sept. 19	at (24) Oregon State	A	W	28-18
Sept. 26	FRESNO STATE	H	W	28-20
Oct. 3	at Miami (OH)	A	W	37-13
Oct. 15	at (21) USF *	A	W	34-17
Oct. 24	LOUISVILLE *	H	W	41-10
Oct. 31	at Syracuse *	A	W	28-7
Nov. 7	CONNECTICUT *	H	W	47-45
Nov. 13	(23) WEST VIRGINIA *	H	W	24-21
Nov. 27	ILLINOIS	H	W	49-36
Dec. 5	at (14) Pittsburgh *	A	W	45-44
Jan. 1	vs. (5) Florida^	N	L	51-24

^ - Allstate Sugar Bowl, New Orleans, La.

ALL-TIME SCORES

	BUTCH JONES			
	3 YEARS - 24-14 (.632)			

2010 (4-8 OVERALL, 2-5 BIG EAST)

Sept. 4	at Fresno State	A	L	28-14
Sept. 11	Indiana State	H	W	40-7
Sept. 16	at NC State	A	L	30-19
Sept. 25	(8/9) Oklahoma (PBS)	H	L	31-29
Oct. 9	Miami (OH)	H	W	45-3
Oct. 15	at Louisville *	A	W	35-27
Oct. 22	USF *	H	L	38-30
Oct. 30	Syracuse *	H	L	31-7
Nov. 13	at West Virginia *	A	L	30-10
Nov. 20	Rutgers *	H	W	69-38
Nov. 27	at Connecticut *	A	L	38-17
Dec. 4	Pittsburgh *	H	L	28-10

2011 (10-3 OVERALL, 5-2 BIG EAST) • BIG EAST CHAMPIONS

Sept. 3	AUSTIN PEAY	H	W	72-10
Sept. 10	at Tennessee	A	L	45-23
Sept. 17	AKRON	H	W	59-14
Sept. 22	NC STATE	H	W	44-14
Oct. 1	at Miami (OH)	A	W	27-0
Oct. 15	LOUISVILLE * (PBS)	H	W	25-16
Oct. 22	at USF *	A	W	37-34
Nov. 5	at Pittsburgh *	A	W	26-23
Nov. 12	WEST VIRGINIA * (PBS)	H	L	24-21
Nov. 19	at Rutgers *	A	L	20-3
Nov. 26	at Syracuse *	A	W	30-3
Dec. 3	CONNECTICUT *	H	W	35-27
Dec. 31	vs. Vanderbilt ^	N	W	31-24

^ -AutoZone Liberty Bowl, Memphis, Tenn.

2012 (10-3 OVERALL, 5-2 BIG EAST) • BIG EAST CHAMPIONS

Sept. 6	PITTSBURGH*	H	W	34-10
Sept. 15	DELAWARE STATE	H	W	23-7
Sept. 29	vs. (25) Virginia Tech!	N	W	27-24
Oct. 6	MIAMI (OH)	H	W	52-14
Oct. 13	FORDHAM	H	W	49-17
Oct. 20	at Toledo	A	L	29-23
Oct. 26	at (14) Louisville*	A	L	34-31 (OT)
Nov. 3	SYRACUSE*	H	W	35-24
Nov. 10	at Temple*	A	W	34-10
Nov. 17	(20) RUTGERS*	H	L	10-3
Nov. 23	USF*	H	W	27-10
Dec. 1	at Connecticut*	A	W	34-17
Dec. 27	vs. Duke^	N	W	48-34

! -at FedEx Field, Landover, Md. | ^ -Belk Bowl, Charlotte, N.C.

	TOMMY TUBERVILLE			
	1 YEAR - 9-4 (.692)			

2013 (9-4 OVERALL, 6-2 AMERICAN)

Aug. 31	PURDUE	H	W	42-7
Sept. 7	at Illinois	A	L	45-17
Sept. 14	NORTHWESTERN STATE	H	W	66-9
Sept. 21	at Miami (Ohio)	A	W	14-0
Oct. 5	at USF *	A	L	26-20
Oct. 11	TEMPLE *	H	W	38-20
Oct. 19	CONNECTICUT *	H	W	41-16
Oct. 30	at Memphis *	A	W	34-21
Nov. 9	SMU *	H	W	28-25
Nov. 16	at Rutgers *	A	W	52-17
Nov. 23	at Houston *	A	W	24-17
Dec. 5	(16) LOUISVILLE *	H	L	31-24 (OT)
Dec. 28	vs. North Carolina ^	N	L	39-17

^ -Belk Bowl, Charlotte, N.C.

NATIONAL AWARDS

Allstate/AFCA Good Works Team

2013 Jordan Luallen

Lou Groza Award

2000 Jonathan Ruffin

Ray Guy Award

2008 Kevin Huber (Finalist)

ESPN Home Depot Coach of the Year

2009 Brian Kelly

Eddie Robinson Coach of the Year

2009 Brian Kelly (Finalist)

Bear Bryant Coach of the Year

2009 Brian Kelly (Finalist)

Liberty Mutual Coach of the Year

2009 Brian Kelly (Finalist)

George Munger Award

2009 Brian Kelly (Finalist)

TEAM AWARDS

Claude Rost Award (Most Valuable Player)

2013 Greg Blair

Brendon Kay

2012 Greg Blair

George Winn

2011 Isaiah Pead

2010 Armon Binns

2009 Mardy Gilyard

2008 Connor Barwin

2007 Ben Mauk

Haruki Nakamura

2006 Brent Celek

2005 Adam Roberts

2004 Trent Cole

Gino Guidugli

2003 Jamar Enzor

2002 Blue Adams,

DeMarco McCleskey

Antwan Peek

2001 Gino Guidugli

2000 Jonathan Ruffin

Deonety Kenner

1999 Robert Cooper

1998 Chad Plummer

1997 Brad Jackson

Philip Curry

1996 Chris Hewitt

Philip Curry

1995 Robert Tate

1994 Sam Garnes

1993 David Small

1992 Ronnie Dixon

1991 Ronnie Shannon

1990 Terry Strong

1989 Phil Poirier

1988 Chris Asbeck

1987 Danny McCoin

1986 Reggie Taylor

1985 Reggie Taylor

1984 Reggie Taylor

1983 Don Goodman

1982 Allen Harvin

1981 James Bettis

James Bettis

1979 Mike Brookins

1978 Howie Kurnick

1977 Dan Rains

1976 Mike Woods

1975 Paul Hunter

1974 Tom Marvaso

1973 Evan Jolitz

1972 Billy Hunter

1971 Randy McBride

1970 Earl Willson

1969 Jim O'Brien

1968 Greg Cook

1967 Tony Jackson

1966 Jerry Misik

John Parker

Jay Bachman

1965 Rich Fugere

1964 Brig Owens

Jerry Momper

1963 Darrell Cauley

1962 Phil Goldner

Rufus Simmons

1961 Ken Byers

1960 Hurdie Phillips

1959 Jack Lee

1958 Joe Morrison

1957 Barry Maroney

1956 Gus Del Rosa

John Pease Award (Outstanding Lineman)

2013 Austen Bujnoch (Off.)

Silverberry Mouhon (Def.)

Jordan Stepp (Def.)

2012 Austen Bujnoch (Off.)

Dan Giordano (Def.)

Walter Stewart (Def.)

2011 Alex Hoffman (Off.)

John Hughes (Def.)

Randy Martinez (Off.)

Derek Wolfe (Def.)

2010 Jason Kelce (Off.)

Derek Wolfe (Def.)

2009 Alex Daniels (Def.)

Jeff Linkenbach (Off.)

2008 Terrill Byrd (Def.)

Jeff Linkenbach (Off.)

2007 Glen "Digger" Bujnoch (Off.)

Terrill Byrd (Def.)

2006 Jeff Reinstatler (Off.)

Trevor Anderson (Def.)

2005 Steve Eastlake (Off.)

Adam Roberts (Def.)

2004 Adam Shorter (Off.)

Trent Cole (Def.)

2003 Kyle Takavitz (Off.)

Andre Frazier (Def.)

2002 Kirt Doolin (Off.)

Antwan Peek (Def.)

2001 Josh Shneyderov (Off.)

Antwan Peek (Def.)

2000 Doug Rosfeld (Off.)

Antwan Peek (Def.)

1999 Doug Rosfeld (Off.)

Mario Monds (Def.)

1998 Brian Uhl (Off.)

Percy Evans (Def.)

1997 Jason Fabini (Off.)

Derrick Ransom (Def.)

1996 Jason Fabini (Off.)

Derrick Ransom (Def.)

1995 Jamie Lemire

1994 Matt Vaupel

1993 Ray Woodside (Off.)

Bob Duckens (Def.)

1992 Jamie Crysdale

1991 Richard Johnson

1990 John Arena

1989 Phil Poirier

1988 Chris Asbeck

1987 Chris Asbeck

1986 Alex Gordon

1985 Nick Frankos

1984 Alex Gordon

1983 George Jamison

1982 Joe Olding

1981 Kari Yli Renko

1980 Joe Olding

1979 Farley Bell

1978 Howie Kurnick

1977 Howie Kurnick

1972 Bob Menke (Off.)

Charley Stovall (Def.)

1971 John Mack (Off.)

Craig Heneveld (Def.)

1970 Ken Weingart (Off.)

Tom Fletcher (Def.)

1969 Bob Merkich (Off.)

Earl Willson (Def.)

1968 Denny Blank (Off.)

John Studenka (Def.)

1966 Kevin Teismann (Off.)

John Parker (Def.)

1965 Rich Lucka (Off.)

Rich Fugere (Def.)

1964 Bob Taylor (Off.)

Rich Fugere (Def.)

1963 Jerry Momper (Off.)

Darrell Cauley (Def.)

Dan Points (Def.)

1962 Jim Paris

1960 Bob McCutcheon

1959 Dave Canary

1958 Dave Canary

1957 Dick Seomin

1956 Gus Del Rosa

Brig Owens Award (Outstanding Back)

2013 Ralph David Abernathy IV (Off.)

Deven Drane (Def.)

2012 Drew Frey (Def.)

George Winn (Off.)

2011 Drew Frey (Def.)

Isaiah Pead (Off.)

2010 Zach Collaros (Off.)

Drew Frey (Def.)

Isaiah Pead (Off.)

2009 Tony Pike (Off.)

Aaron Webster (Def.)

2008 DeAngelo Smith

2007 Mike Mickens

2006 Greg Moore (Off.)

Kevin McCullough (Def.)

2005 Bradley Glatthaar (Off.)

Corey Smith (Def.)

2004 Richard Hall (Off.)

Tyjuan Hagler (Def.)

2003 Gino Guidugli (Off.)

Zach Norton (Def.)

2002 Blue Adams (Def.)

DeMarco McCleskey (Off.)

2001 Ray Jackson (Off.)

DeMarco McCleskey (Off.)

Zach Norton (Def.)

2000 Ray Jackson (Off.)

DeJuan Gossett (Def.)

DeMarco McCleskey (Off.)

1999 Deontey Kenner (Off.)

Jeff Burrow (Def.)

1998 Deontey Kenner (Off.)

Shawn Ferguson (Def.)

1997 Landon Smith (Off.)

Tinker Keck (Def.)

1996 Sam Garnes

1995 Muhammed El-Mubarak

1994 Reggie Hudson

1993 Jocelyn Borgella

1992 Jocelyn Borgella

1991 David Small

1990 Joe Koynock

1989 Jackie Cooper

1988 Al McKinney (Off.)

Marvin Bowman (Def.)

1987 Danny McCoin (Off.)

Terry Noble (Def.)

1986 Reggie Taylor (Off.)

John Lewis (Def.)

1985 Reggie Taylor (Off.)

Jon Sawyer (Def.)

1984 Reggie Taylor (Off.)

Rob Niehoff (Def.)

1983 Don Goodman (Off.)

Robert Gibbs (Def.)

1982 Allen Harvin (Off.)

Antonio Gibson (Def.)

1981 Hobson Milner (Off.)

Antonio Gibson (Def.)

1980 James Bettis (Off.)

Tim Schira (Def.)

1979 Ralph Williams (Off.)

Mike Brookins (Def.)

1978 Allen Harvin (Off.)

Dwayne Berry (Def.)

1972 Reggie Harrison (Off.)

Evan Jolitz (Def.)

1971 Albert Johnson (Off.)

Ron Ertle (Def.)

1970 Albert Johnson (Off.)

Billy Hunter (Def.)

1969 Albert Johnson (Off.)

Tony Sexton (Def.)

1968 Lloyd Pate (Off.)

Mike Barrett (Def.)

1966 Ed Ford (Off.)

Bob Amburgy (Def.)

1965 Bill Bailey (Off.)

Doug DeRosa (Def.)

1964 Brig Owens (Off.)

Albert Johnson (Off.)

Errol Prisby (Off.)

Bob Steinhauser (Def.)

1963 Brig Owens (Off.)

Dave Merriam (Def.)

1962 Royce Starks

1960 Ed Banks

1959 Ed Kovac

1958 Bob Del Rosa

1957 Barry Maroney

1956 Jim Niemann

HONORS & AWARDS

Most Outstanding Linebacker

2013	Greg Blair
2012	Greg Blair
2011	JK Schaffer
2010	JK Schaffer

Most Outstanding Receiver

2013	Anthony McClung
2012	Travis Kelce
2011	Anthony McClung
2010	Armon Binns
2009	Armon Binns
2008	Dominick Goodman
2007	Dominick Goodman
2006	Derrick Stewart
2005	Brent Celek
2004	Hannibal Thomas
2003	Thaddeus Lewis
2002	Jon Olinger
2001	LaDaris Vann

Glenn Sample Award (Community Service)

2013	Brandon Mitchell
2012	Adam Fearing
2011	Jordan Luallen
2010	John Goebel
2009	Brad Jones
2008	Mardy Gilyard
2007	Dustin Grutza

Specialist of the Year

2012	Kirk Willis
2011	Tom DeTemple
2010	Jacob Rogers

Special Teams Player of the Year

2013	Corey Mason
2012	Ralph David Abernathy IV
2011	Pat O'Donnell
2010	Collin McCafferty
2009	Mike Windt
2008	Brandon Underwood
2007	Kevin Huber
2006	Dominick Goodman
2005	Chet Ervin
2005	Donald Germany
2004	Kevin Lovell
2003	Chris Manfredini
2002	Tye Keith
2001	Adam Wulfeck

Jim Kelly Award (Outstanding Spirit)

2013	Jordan Luallen (Off.)
	Adrian Witty (Def.)
2012	Dominique Battle (Def.)
	Brendon Kay (Off.)
	Walter Stewart (Def.)
2011	Zach Collaros (Off.)
	Evan Davis (Off.)
	Wesley Richardson (Def.)
2010	C.J. Cobb (Off.)
	Walter Stewart (Def.)
2009	John Goebel
2008	Dustin Grutza (Off.)
	Lamonte Nelms (Def.)
2007	Mike Daniels (Off.)
	Jon Carpenter (Def.)
2006	Bill Poland (Off.)
	Dominic Ross (Def.)
2005	Ryan Brown (Off.)

2004	Dominic Ross (Def.)
	Clint Stickdorn (Off.)
	Doug Monaghan (Def.)
2003	Josh Shneyderov (Off.)
	Jason Russell (Def.)
2002	Josh Gardner (Off.)
	Derrick Adams (Def.)
	Willis Edwards (Def.)
2001	Tim Walker (Off.)
	Nathan Wize (Off.)
	Derrick Adams (Def.)
	Willis Edwards (Def.)
2000	Jason Collins-Baker (Off.)
	Troy Evans (Def.)
1999	Jason Lisek (Off.)
	Troy Evans (Def.)
1998	Vince Byrd (Off.)
	Hassan Champion (Def.)
1997	Joel Dolinski (Off.)
	Artrell Hawkins (Def.)
1996	Steve Smith (Off.)
	Darrius Felder (Def.)
1995	Pat Oakes (Off.)
	Sam Black (Def.)
1994	Diron Bolar
1993	Lance Harp
1992	Jim Carmon (Off.)
	Gary Reid (Def.)
1991	John Arena
1990	Travis Jones
1989	Vincent Munlin

C-Club/Strothman Award

(Academic & Athletic Excellence)

2013	Eric Lefeld
2012	Tony Miliano
2011	Austen Bujnoch
2010	Alex Hoffman
2009	Alex Hoffman
2008	Ryan Manalac
2007	Glen "Digger" Bujnoch
2006	Tony Carvitti
2005	Tony Carvitti
2004	Andre Frazier
2003	Josh Shneyderov
2002	Kirt Doolin
2001	Adam Hoover
2000	Greg Lee
1999	Ashley Hunt
1998	Bryan Preston
1997	John Kobalka
1996	John Kobalka
1995	John Kobalka
1993	Mike Guzda
1992	Kris Bjorson
1991	Chris Carmon
1990	Kyle Stroh
1989	Jack Brusciannelli

Scout Team Player of the Year

2013	Tyreek Burwell (Off.)
	Mark Wilson (Def.)
2012	Deyshawn Bond (Off.)
	Jeff Luc (Def.)
2011	Daniel Murray (Off.)
	Silverberry Mouhon (Def.)
2010	Camaron Beard (Def.)
	Travis Kelce (Off.)
2009	Vidal Hazelton (Off.)
	Collin McCafferty (Def.)

2008	Danny Milligan (Off.)
	Walter Stewart (Def.)
2007	John Goebel (Off.)
	Alex Delisi (Def.)
2006	John Goebel (Off.)
	Jason Kelce (Def.)
	Marshwan Gilyard (Spec.)
2005	Jared Martin (Off.)
	Donnell McKenzie (Def.)
2004	Dustin Grutza (Off.)
	Tony Carvitti (Def.)
2003	Evan Sparks (Off.)
	Todd Spitzer (Off.)
	James Brooks (Def.)
2002	Rodrick Stevens (Off.)
	Donald Germany (Def.)
2001	Donald Germany (Def.)
	Richard Hall (Off.)
2000	Andre Frazier (Def.)
	John Leonard (Off.)
1999	Ray Jackson (Off.)
	Chas Hall (Def.)
1998	Tye Keith (Off.)
	Willis Edwards (Def.)
1997	DuShawn Dorsey (Off.)
	Paul Stephens (Def.)
1996	Jason Collins-Baker (Off.)
	Eddie Johnson (Def.)
1995	Jeremy Teall (Off.)
	Gerard Brayboy (Def.)

Newcomer of the Year

2013	Zach Edwards
2009	Samuel Griffin (Off.)
	J.K. Schaffer (Def.)
2008	Dominique Battle
2007	Marcus Barnett
2006	Jeff Linkenbach (Off.)
	Aaron Webster (Def.)
2005	Dustin Grutza (Off.)
	Trevor Anderson (Def.)
	Terrill Byrd (Def.)
	Mike Mickens (Def.)
2004	Earnest Jackson (Off.)
	Anthony Hoke (Def.)
2003	Hannibal Thomas (Off.)
	Mike Wright (Def.)
2002	Trent Cole (Def.)
	Travis McGee (Off.)
2001	Gino Guidugli (Off.)
	Doug Monaghan (Def.)
2000	Shawn Murphy (Off.)
	Zach Norton (Def.)
1999	Josh Gardner (Off.)
	Ivan Fields (Def.)
1998	DeMarco McCleskey (Off.)
	Blue Adams (Def.)
1997	Jason Collins-Baker (Off.)
	DeJuan Gossett (Def.)
1996	Robert Cooper
1995	Chad Plummer (Off.)
	Orlando Smith (Off.)
1994	Jason Fabini (Off.)
	Philip Curry (Def.)
1993	Chris Hewitt
1992	Jamie Lemire
1991	Reggie Hudson
1990	Paul Anderson (Off.)
	Nate Dingle (Def.)

NEXT MAN IN AWARD

2009	Zach Collaros
------	---------------

CONFERENCE AWARDS

All-American Athletic Conference

2013	Ralph David Abernathy IV, RB/RS (1st)
	Blake Annen, TE (1st)
	Eric Lefeld, OT (1st)
	Jordan Stepp, DL (1st)
	Greg Blair, LB (2nd)
	Deven Drane, CB (2nd)
	Sam Longo, OG (2nd)
	Anthony McClung, WR (2nd)
	Silverberry Mouhon, DL (2nd)

All-BIG EAST Conference

2012	Greg Blair, LB (1st)
	Austen Bujnoch, OG (1st)
	Dan Giordano, DE (1st)
	Travis Kelce, TE (1st)
	Eric Lefeld, OT (1st)
	Pat O'Donnell, P (2nd)
	Walter Stewart, DE (2nd)
	George Winn, RB (2nd)
2011	Butch Jones (Coach of the Year)
	Drew Frey, DB (1st)
	Randy Martinez, OL (1st)
	Pat O'Donnell, P (1st)
	Isaiah Pead, RB (1st)
	(Offensive Player of the Year)
	JK Schaffer, LB (1st)
	Derek Wolfe, DL (1st)
	(Defensive Player of the Year)
	Zach Collaros, QB (2nd)
	Alex Hoffman, OL (2nd)
2010	Armon Binns, WR (1st)
	Zach Collaros, QB (1st)*
	Ben Guigudli, TE (2nd)
	Jason Kelce, OL (2nd)
	Isaiah Pead, RB (2nd)
	JK Schaffer, LB (2nd)
	DJ Woods, WR (2nd)
2009	Brian Kelly (Coach of the Year)
	Mardy Gilyard, KR & WR (1st)
	(ST Player of the Year)
	Armon Binns, WR (2nd)
	Ben Guigudli, TE (2nd)
	Alex Hoffman, OL (2nd)
	Chris Jurek, C (1st)
	Jason Kelce, OL (2nd)
	Jeff Linkenbach, OL (2nd)
	Ricardo Matthews, DL (2nd)
	Tony Pike, QB (1st)
	Aaron Webster, DB (1st)
2008	Brian Kelly (Coach of the Year)
	Mardy Gilyard, KR & WR (1st)
	(ST Player of the Year)
	Connor Barwin, DE (1st)
	Kevin Huber, P (1st)
	Mike Mickens, CB (1st)
	Brandon Underwood, S (1st)
	Terrill Byrd, DT (2nd)
	Trevor Canfield, OL (2nd)
	Dominick Goodman, WR (2nd)
	Tony Pike, QB (2nd)
2007	Brian Kelly (Coach of the Year)
	Kevin Huber, P (1st)
	(ST Player of the Year)
	Haruki Nakamura, DB (1st)
	Mike Mickens, CB (1st)
	Terrill Byrd, DL (1st)

2006	Anthony Hoke, DL (2nd)	2011	George Winn	2006	Jeff Linkenbach	2006	Kevin Huber, ST (10/8)
	DeAngelo Smith, CB (2nd)		Adrian Witty		Ryan Manalac		Kevin McCullough, Def. (10/23)
	Trevor Canfield, OL (2nd)		Alex Apyan		Cedric Tolbert		Dustin Grutza, Off. (10/30)
	Marcus Barnett, WR (2nd)		Austen Bujnoch		Digger Bujnoch		DeAngelo Smith, Def. (11/ 20)
2005	Terrill Byrd, DT (1st)	2010	Tom DeTemple	2005	Brad Bury	2005	Dustin Grutza, Off. (9/3)
	Kevin McCullough, LB (1st)		Drew Frey		Jon Carpenter		Chet Ervin, ST (10/29)
	Dominic Ross, S (1st)		Jacob Giltrow		Tony Carvitti		Kevin McCullough, Def. (10/29)
	Trevor Canfield, G (2nd)		Dan Giordano		Brent Celek		
2005	Brent Celek, TE (2nd)	2009	Alex Hoffman	2010	Chris Flores	2007	
	Mike Mickens, CB (2nd)		Sean Hooey		Kevin Huber		
	Mike Mickens, CB (2nd)		Brendon Kay		Jeff Linkenbach		
	Corey Smith, LB (2nd)		Cory Keebler		Ryan Manalac		
*-Unanimous selection							
American Eagle BIG EAST Football Scholar-Athlete of the Year							
2011	JK Schaffer	2010	Eric Lefeld	2005	Ryan Brown	2003	
2010	John Goebel		John Lloyd		Digger Bujnoch		Hannibal Thomas, WR (2nd)
			Colin Lozier		Jon Carpenter		Trent Cole, DE (1st)
			Jordan Luallen		Anthony Carvitti		Jamar Enzor, LB (3rd)
		Breon Mapp	Josh Russ	Brent Celek	Andre Frazier, DE (2nd)		
		Mitch Meador	JK Schaffer	Ryan Manalac	Daven Holly, DB (2nd)		
		Tony Miliano	George Winn	William Poland	Zach Norton, DB (2nd)		
		Pat O'Donnell	Adrian Witty	Dominic Ross	Kyle Takavitz, OL (1st)		
		Demetrius Richardson	Chazz Anderson	Jonny Zwiitt	Kyle Takavitz, OL (1st)		
			Alex Apyan		Blue Adams, DB (2nd)		
			Robby Armstrong		Kirt Doolin, OL (1st)		
			Austen Bujnoch		Gino Guidugli, QB (2nd)		
			Alex Delisi		DeMarco McCleskey, RB (2nd)		
			T.J. Franklin		Antwan Peek, DL (1st)		
			Drew Frey		Jonathan Ruffin, K (2nd)		
			Dan Giordano		LaDaris Vann, WR (1st)		
			John Goebel		DeWayne Johnston, OL (2nd)		
			Alex Hoffman		Antwan Peek, DL (1st)		
			Sean Hooey		LaDaris Vann, WR (1st)		
			Brendon Kay		Adam Wulfeck, P (2nd)		
			Colin Lozier		Troy Evans, LB (2nd)		
			Collin McCafferty		DeJuan Gossett, DB (2nd)		
			Mitch Meador		Ray Jackson, RB (1st)		
			Pat O'Donnell		Mario Monds, DL (2nd)		
			Demetrius Richardson		Doug Rosfeld, C (1st)		
			J.K. Schaffer		Jonathan Ruffin, K (1st)		
			George Winn		(ST Player of the Year)		
			Chazz Anderson		Andy Weinheimer, OL (2nd)		
			Alex Delisi		Adam Wulfeck, P (2nd)		
			T.J. Franklin		Robert Cooper, RB (2nd)		
			Drew Frey		DeJuan Gossett, DB (2nd)		
			Dan Giordano		Doug Rosfeld, OL (1st)		
			John Goebel		Adam Wulfeck, P (2nd)		
			Alex Hoffman		Hassan Champion, LB (2nd)		
			Sean Hooey		Brian Uhl, OL (1st)		
			Jeff Linkenbach		Pierre Brilliant, OL (2nd)		
			Collin McCafferty		Phillip Curry, LB (1st)		
			J.K. Schaffer		Jason Fabini, OL (1st)		
			Aaron Webster		Brad Jackson, LB (1st)		
			Chazz Anderson		Tinker Keck, DB & PR (1st)		
			Robby Armstrong		(ST Player of the Year)		
			Zach Collaros		Derrick Ransom, DL (2nd)		
			John Goebel		Brian Uhl, OL (2nd)		
			Alex Hoffman		Phillip Curry, LB (2nd)		
			Kevin Huber		Joel Dolinski, OL (2nd)		
			Jeff Linkenbach		Jason Fabini, OL (1st)		
			Ryan Manalac		Darrius Felder, DL (1st)		
			J.K. Schaffer		Sam Ganes, DB (1st)		
			DeAngelo Smith		Chris Hewitt, DB (2nd)		
			Cedric Tolbert		Brad Jackson, LB (2nd)		
			Digger Bujnoch		Eric Richards, PK (1st)		
			Chris Flores		Daryl Royal, RB (2nd)		
			Kevin Huber		Steve Smith, P (1st)		

2014 UNIVERSITY OF CINCINNATI FOOTBALL

HONORS & AWARDS

1995	Brian Uhl, OL (2nd) Muhammed El-Mubarak, LB (2nd) Jason Fabini, OL (1st) Darrius Felder, DL (1st) Sam Garnes, DB (1st) Chris Hewitt, DB (2nd) Brad Jackson, LB (1st) Jamie Lemire, OL (2nd) Eric Richards, PK (2nd) Orlando Smith, RB (2nd) Steve Smith, P (2nd) Robert Tate, WR & KR (1st) (Offensive & Special Teams Player of the Year)	1999	Eddie Johnson, Def. (9/20) Robert Cooper, Off. (11/1) 1998 Shawn Ferguson, Def. (10/19) 1997 Chad Plummer, Off. (9/1) Entire Defense (9/22) Doug Johnson, Spec. (9/29) Artrell Hawkins, Def. (9/29) Tinker Keck, Def. (10/6) Phillip Curry, Def. (10/27) Tinker Keck, Spec. (10/27) 1996 Chad Plummer, Off. (9/9) Chad Plummer, Off. (10/21) Phillip Curry, Def. (9/9) Chris Hewitt, Def. (11/25) Eric Richards, Spec. (9/30) Daryl Royal, Off. (9/30) Steve Smith, Spec. (10/21) Robert Cooper, Off. (10/28) Eric Richards, Spec. (11/18) Robert Tate, Spec. (11/25)	1982	Gene Beck, OG Allen Harvin, TB Errol Cleveland, DE Antonio Gibson, S James Bettis, TB (MVP) Kari Yli-Renko, OT Mike Brookins, LB Antonio Gibson, S 1979 Farley Bell, DE	1949	Lee Haslinger, G Jim Kelly, E Tom O'Malley, QB 1948 Jim Dougherty, FB John Vilkoski, G 1947 Dick Langenbeck, T Roger Stephens, HB John Vilkoski, G
Conference USA All-Freshman		All-Liberty Bowl Alliance		All-Missouri Valley Conference		ALL-STAR GAME PARTICIPANTS All-American Bowl	
2004	Anthony Hoke, DE Doug Jones, FB	1995	Muhammed El-Mubarak, LB Sam Garnes, DB Chris Hewitt, DB Jamie Lemire, OL Robert Tate, WR & KR (ST Player of the Year) Rick Minter (Coach of the Year)	1969	Jim O'Brien, E Bob Merkich, OT Earl Willson, LB	1959	Ed Denk, T
2002	Chet Ervin, P Joel Yakovac, OL			1968	Jim O'Brien, E Bob Merkich, OT Greg Cook, QB	1960	Jim Leo, E
2001	Andre Frazier, DL Gino Guidugli, QB (Freshman of the Year) Doug Monaghan, DB Kyle Takavitz, OL			1967	Ed Nieman, OG Lloyd Pate, HB Tony Jackson, DB	All-American Classic 1989 Marvin Bowman, DB	
2000	Josh Shneyderov, OL	All-Independent FB Alliance		1966	Kevin Teismann, OG Bob Amburgy, DB	American Bowl	
1999	Derrick Adams, DL Ivan Fields, DB Josh Gardner, OL P.J. Mays, RB LaDaris Vann, WR (Freshman of the Year)	1993	Jocelyn Borgella, CB Jason Coppess, LB Chris Hewitt, KOR David Small, RB Ray Woodside, OG	1965	Rich Lucka, OT Bill Bailey, HB Doug DeRosa, DB	1969	Greg Cook, QB
1998	Blue Adams, DB Kirt Doolin, OL DeMarco McCleskey, RB Ben Piening, DL Adam Wulfeck, P	1994	Matt Vaupel, OG	1964	Bob Taylor, T Roger Perdrix, G Al Nelson, HB Brig Owens, HB	1970	Jim O'Brien, E
1997	DeJuan Gossett, DB Jason Mammarelli, K	1992	Alan Fletcher, FS Marlon Pearce, WR	1963	Darrell Cauley, G Brig Owens, HB Royce Starks, HB	NFLPA Collegiate Bowl 2011 JK Schaffer 2013 Brendon Kay	
1996	Ken Biggs, OL Robert Cooper, RB			1962	Ken Byers, T Rufus Simmons, G	Blue-Gray Game 1951 Frank Middendorf, C 1957 Barry Maroney, HB 1959 Jack Lee, QB Max Messner, T	
C-USA Player of the Week				1961	Ken Byers, T Fred Oblak, HB	1968	Greg Cook, QB Tom Rossley, E
2004	Richard Hall, Offense (9/11) Trent Cole, Defense (9/25) Andre Frazier, Defense (10/30) Chet Ervin, Specialist (10/30) Gino Guidugli, Off. (11/6) Gino Guidugli, Off. (11/20)			1960	Jim Curry, E Darrell Cauley, G Brig Owens, HB	1975	Clarence Sanders, LB
2003	Trent Cole, Defense (9/22) Richard Hall, Offense (9/29)			1959	Jim Leo, E Jack Lee, QB Ed Kovac, HB	1976	Lou West, DB
2002	Gino Guidugli, Offense (9/3) Blue Adams, Defense (9/23) Andre Frazier, Def. (11/11) Antwan Peek, Def. (9/30) Antwan Peek, Def. (12/1)			1958	Jack Lee, QB Ed Kovac, HB	1986	Alex Gordon, LB (MVP)
2001	Gino Guidugli, Off. (9/10) Gino Guidugli, Off. (12/3) Adam Wulfeck, Spec. (10/8) Antwan Peek, Spec. (10/15) Antwan Peek, Def. (10/22) Antwan Peek, Def. (12/3) Jonathan Ruffin, Spec. (11/5) Jon Olinger, Off. (11/26)			1957	Jim Leo, E Ron Couch, G Dick Seomin, C Joe Morrison, HB Barry Maroney, HB	1989	Marvin Bowman, DB
2000	Troy Evans, Def. (9/12) Jason Mammarelli, Spec. (9/12) Jonathan Ruffin, Spec. (9/5) Jonathan Ruffin, Spec. (11/20) Ivan Fields, Def.(11/13) Gerry Ruff, Def. (11/20)					1992	Jamie Crysdale, C Ronnie Dixon, DT
						1996	Chris Hewitt, DB
						1999	Tinker Keck, DB
						Casino Del Sol College All-Star Game 2011 Evan Davis	
						Coaches All-America Game 1970 Jim O'Brien, E	
						College All-Star Game 1953 Bill Shalosky, G 1959 Joe Morrison, HB 1960 Jim Leo, E (MVP) Ed Kovac, HB 1962 Ken Byers, T 1965 Al Nelson, HB 1969 Greg Cook, QB (MVP) 1971 Bob Bell, T	
						East-West Shrine Game 1944 Jim Dougherty, HB 1952 Bill Shalosky, G 1955 Dick Goist, HB 1954 Jack Campbell, G 1964 Al Nelson, HB 1969 Jim O'Brien, E 1970 Bob Bell, T 1973 Tom Forrest, OG 1975 Tom Marvaso, DB 1976 Keith Jenkins, DB 1987 Alex Gordon, LB Reggie Taylor, RB	

1988 Danny McCain, QB
 1989 Andrew Stewart, DE
 1992 Jamie Crysdale, C
 1999 Tinker Keck, S
 2000 Mario Monds, DT
 2007 Brent Celek, TE
 2008 Brandon Underwood, DB
 2010 Armon Binns, WR

Florida Citrus All-Star Classic

1998 Chad Plummer, WR
 2000 Deontey Kenner, QB
 2002 Kirt Doolin, OL
 DeMarco McCleskey, RB
 Jonathan Ruffin, K (MVP)
 2003 Zach Norton, DB
 2004 Jamar Enzor, LB

Hula Bowl

2008 Angelo Craig
 Glen "Digger" Bujnoch
 Anthony Hoke
 Haruki Nakamura

Japan Bowl

1977 Dan Rains, DE
 1981 James Bettis, TB

Las Vegas Classic

2004 Hannibal Thomas, WR
 2005 Chet Ervin, P
 Adam Roberts, DE

NFLPA Collegiate Bowl

2011 JK Schaffer, LB
 2012 Dominique Battle, DB
 Drew Frey, DB

North-South Shrine Game

1976 Gary Oetjen, C
 Lou West, DB

North-South Game

1953 Bob Marich, G
 1959 Ed Kovac, HB
 Jim Leo, E
 Joe Morrison, HB
 1960 Ron Kostelnik, T

All-Ohio Shrine Bowl

1972 Billy Hunter, S
 Ed Bolis, LB
 Denny Holthaus, OG
 1973 Reggie Harrison, HB
 Quincy Daniels, HB
 Mike Kleinhenz, LB
 1974 Mike Campbell, QB
 Jeff West, TE
 Jim Hoeh, DT
 1975 Jay Bonds, FB (MVP)
 Paul Hunter, DB
 Ed Jones, DT
 1976 Steve Bell, TE
 Harold Lee, FL
 Henry Miller, QB

Raycom College FB All-Star Classic

2012 Camerron Cheatham, DB

Senior Bowl

1952 Frank Middendorf, C
 1959 Joe Morrison, HB
 Dick Goist, HB
 1960 Jack Lee, QB (MVP)
 Ed Kovac, HB
 Jim Leo, E
 1969 Greg Cook, QB
 Tom Rossley, E
 1970 Jim O'Brien, E
 1971 Bob Bell, T
 1975 Tom Marvaso, DB
 1977 Mike Woods, LB
 1989 Andrew Stewart, DE
 Chris Asbeck, DT
 1996 Robert Tate, WR
 1997 Jason Fabini, OT
 Artrell Hawkins, CB
 Brad Jackson, LB
 Derrick Ransom, DE
 2000 Mario Monds, DT
 2004 Trent Cole, DE
 2008 Connor Barwin, DE
 Trevor Canfield, OL
 Kevin Huber, P
 Mike Mickens, DB
 DeAngelo Smith, DB
 Brandon Underwood, DB
 2009 Mardy Gilyard, WR
 Tony Pike, QB
 Mike Windt, LS
 2011 John Hughes, DL
 Isaiah Pead RB (MVP)
 Derek Wolfe, DL
 2012 Travis Kelce, TE

Texas vs. the Nation All-Star Bowl

2007 John Bowie, CB
 2009 Alex Daniels, DL
 Aaron Webster, DB
 2010 Jacob Rogers, K
 2012 Kenbrell Thompkins, WR
 George Winn, RB

ALL-AMERICANS**Danny Barrett**

1982 AP Honorable Mention

Bob Bell

1970 Central Press Second Team
 AP Third Team

James Bettis

1981 AP Honorable Mention

Ken Byers

1961 Williamson Ratings Second Team

Terrill Byrd

2007 AP Second Team

Trevor Canfield

2008 AP Second Team

Toney Catchings

1986 Honorable Mention Sporting News

Trent Cole

2004 CollegeFootballNews.com

Greg Cook

1968 AP Second Team
 UPI Second Team
 NEA Second Team

Parker Ehinger

2012 FWAA Freshman Team

Deno Foster

1984 AP Honorable Mention

Antonio Gibson

1981 AP Honorable Mention
 1982 AP Honorable Mention

Mardy Gilyard

2009 AFCA First Team (KR)
 SI.com First Team (WR)
 2008 Rivals.com First Team (KR)

Dick Goist

1953 Honorable Mention
 1954 Honorable Mention

Alex Gordon

1986 AP Honorable Mention
 Sporting News Honorable Mention

Allen Harvin

1982 AP Honorable Mention

Kevin Huber

2008 Consensus All-American
 AP First Team
 AFCA First Team
 FWAA First Team
 Rivals.com First Team
 SI.com First Team
 2007 Consensus All-American
 AP First Team
 FWAA First Team
 Walter Camp First Team

George Jamison

1983 AP Honorable Mention

Keith Jenkins

1975 Recap Honorable Mention

Jim Leo

1959 Williamson Rating
 Honorable Mention

Tom Marvaso

1975 Sporting News First Team

Danny McCain

1986 AP Honorable Mention

Mike Mickens

2008 Walter Camp Second Team
 AP Third Team
 2007 FWAA All-America First Team

Al Nelson

1964 AP Honorable Mention

Ray Nolting

1935 Honorable Mention

Jim O'Brien

1968 AP Honorable Mention
 1969 AP Honorable Mention
 UPI Honorable Mention

Dan Rains

1977 AP Honorable Mention

Gene Rossi

1951 Honorable Mention
 1952 Honorable Mention

Tom Rossley

1968 AP Honorable Mention

Jonathan Ruffin

2000 Consensus All-American
 AP First Team
 FWAA First Team
 SI First Team
 Sporting News First Team
 Walter Camp First Team
 2000 Lou Groza Award Winner

Clarence Sanders

1975 AP First Team
 NEA Second Team

Bill Shalosky

1952 Honorable Mention

Jason Stargel

1986 Sporting News Honorable Mention

Andrew Stewart

1988 AP Honorable Mention

Bob Stratton

1951 Honorable Mention

Reggie Taylor

1984 AP Honorable Mention
 1985 AP Honorable Mention
 1986 AP Honorable Mention
 Sporting News Honorable Mention

Derek Wolfe

2011 AP Second Team
 Scout.com Second Team
 SI.com Second Team
 Yahoo! Sports Second Team
 Phil Steele Third Team

Mike Woods

1977 AP First Team
 NEA First Team
 Sporting News First Team

COSIDA ACADEMIC ALL-AMERICANS**First Team**

1981 Karl Yli-Renko, OL
 1990 Kyle Stroh, DL
 1991 Kris Bjorson, TE
 1997 John Kobalka, DL

Second Team

1979 Edward Koboves, OL
 1983 Jason Stargel, WR
 1989 Jeff Jones, P

ALL-TIME LETTERWINNERS

A

Abernathy, Ralph David IV 2011, 12, 13
Abramowicz, Stan 1941, 42
Abrams, Joe 1988, 90, 91, 92
Abrahams, Mortimer 1906, 07, 08, 09
Ackerson, D. Hayward 1907
Adams, Blue 1998, 00, 01, 02
Adams, Derrick 1999, 00, 01, 02
Adams, Dorian 1992, 93, 94, 95
Adams, Edward 1905, 06
Agger, Eugene 1900
Ahlborn, C.A. 1885
Aiken, Marquise 2013
Alberts, Butch 1969, 70, 71
Alexander, Edwin 1939
Allen, Darryl 1964, 65, 66
Allen, Ernest 1991, 92, 93, 94
Allen, Jim 1945
Allen, John 1909, 10, 11, 12
Allen, Marvin 2001
Allgyer, Don 1958
Alli, Kazeem 2006, 07, 08, 09
Alonzo, Shai 2013
Altamer, Harold 1916, 17
Ambers, Willie 1976, 77
Amburgy, Bob 1966, 67, 68
Ames, Edward 1917
Amlin, Kenny 1945
Anderson, Chazz 2008, 10
Anderson, John 1960
Anderson, Josh 1994, 96, 97, 98
Anderson Paul 1990, 91, 92
Anderson, Roger 1939
Anderson, Trevor 2005, 06
Anderson, William 1947, 48
Andino, Lazaro 1985
Andreadis, Harry 1951, 52, 53, 55
Andrew, Timmy 1989, 90
Androit, Don 1977, 78, 79, 80
Annen, Blake 2010, 11, 12, 13
Anthony, Floyd 1950, 51, 52
Apke, Joe 1983, 84
Archer, Mickey 1978
Archer, Terry 1984, 85
Archie, Chris 1998
Arena, John 1988, 89, 90, 91
Armstead, Fred 1997
Armstrong, Robby 2008, 10
Arnold, Terry 2003
Asbeck, Chris 1985, 86, 87, 88
Atkinson, Santo 1972, 73, 74
Aukerman, Norm 1954, 55, 56
Austin, John 1967

B

Baarendse, Bruce 1978, 79, 80, 81
Babcock, Joe 1945
Babylon, Elva 1928
Bachman, Charles 1903
Bachman, Jay 1965, 66
Bachman, Nathan 1922, 23
Bachman, Stanley 1907
Backherms, Alvin 1915, 16
Bacon, Jon 1993, 94, 95
Baehr, Lenoard 1913, 14, 15
Baer, Carl 1897, 98, 99
Bahman, Robert 1890
Baker, Chad 1994
Bailey, Art 1976, 77
Bailey, Bill 1964, 65
Bailey, Gilbert 1890
Balkum, Milt 1966, 67, 68
Ballard, Brad 1980, 81
Ballard, Clark 1932, 33, 34, 35

Ballard, Terry 1964, 66
Ballman, Harry 1931
Banks, Aldolphous 1965
Banks, Ed 1959, 60, 61
Bardaro, Joe 1968, 69
Barklow, J. Paul 1929, 30
Barnett, Marcus 2007, 08, 09, 10
Barney, Ernest 1929, 30
Barone, Robert 1985
Barrett, Dan 1979, 80, 81, 82
Barrett, Dennis 1965
Barrett, Mike 1966, 67, 68
Barwin, Connor 2005, 06, 07, 08
Bass, Butch 1973, 74, 75, 76
Bass, William 1896, 97
Bates, Doug 1989
Bates, Hugh 1901
Battle, Dominique 2008, 09, 11, 12
Bauer, Bert 1947
Bauer, Edwin 1917, 18
Bauer, Wilber 1923, 24
Beal, Demitri 2011, 12
Beal, Eric 1995, 96
Beard, Camaron 2011, 12, 13
Beck, Gene 1982, 83
Beckman, Roland 1957
Beckum, Steve 1976, 77
Bedway, John 1940, 41, 42
Beebe, Henry 1909
Belew, Steve 1985
Bell, Bob 1968, 69, 70
Bell, Chris 1979, 80
Bell, Farley 1978, 79
Bell, Steve 1974, 75, 76
Bellamah, Howard 1947, 48, 49
Bellisari, Mike 1978
Benham, Robert 1932
Bennett, Mike 1987, 88
Bennett, William 1890
Bennie, Dan 1967
Benton, Butler 2004, 05, 06, 07
Benzinger, Joseph 1949, 50, 51
Berry, Dwayne 1976, 77, 78
Berry, W. Durrant 1894, 95
Bertholf, Bruce 1969
Bertram, Bill 1957, 58, 59
Bertucci, David 1998, 99
Betteaman, H. W. 1886, 87
Bettis, Jim 1979, 80, 81
Bible, Dana 1973, 74, 75
Bible, Daryl 1979, 80
Biedinger, Harry 1908
Biggs, Ken 1996, 97, 98
Billings, DeMarcus 1999, 00, 01, 02
Binns, Armon 2007, 08, 09, 10
Birt, Charles 1924, 25
Bissmeyer, Albert 1910, 11, 12
Bittekofer, Jack 1948, 49
Bjorson, Kris 1989, 90, 91, 92
Black, Charles 1956, 57, 58
Black, Sam 1995
Blackwood, Paul 1993, 94
Blair, Greg 2012, 13
Blake, Tom 1946, 47, 48
Bland, Charley 1973
Blank, Denny 1966, 67, 68
Blascovich, Ben 1957, 58
Blasick, Frank 1961
Blau, John 1913
Blaylock, Jeff 1991, 92, 93, 94
Blum, Bob 1950
Bockhorst, Mike 1988
Bodine, Troy 1983, 84
Bodnar, Bob 1958

Boehme, Doug 1977
Bohl, Harold 1928, 29
Bohnert, Doug 1976
Bohrer, Robert 1938, 39
Bolar, Diron 1993, 94
Bolis, Ed 1970, 71, 72
Bolser, Harvey 1945
Bolton, Jeremy 2004, 06
Bomar, Maalik 2009, 10, 11, 12
Bond, Deyshawyn 2013
Bonds, Jay 1974, 75
Bonner, Cornelius 1996, 97, 98
Booker, Vaughn 1987, 91
Boone, Jonathon 1992
Booze, Bill 1980, 81, 82, 83
Borgella, Jocelyn 1990, 91, 92, 93
Boslet, Dan 1992, 93
Boss, Ralph 1915
Bowen, Joseph 1923
Bowie, John 2003, 04, 06
Bowman, Marvin 1985, 87, 88, 89
Box, Harry 1902
Boyle, Dan 1976
Boyle, Terry 1952
Bradford, Ray 1923, 24, 25
Bradford, William 1923, 24, 25
Bradner, George 1923
Brayboy, Gerard 1996, 97, 98
Brennan, Tim 1982, 83
Brill, Don 1948, 49, 50
Brilliant, Pierre 1995, 96, 97
Brinson, Jerome 1982, 83
Britford, Mike 1990, 91, 92, 93
Brockman, Don 1971, 72, 73
Brokaw, G. 1905
Brookins, Mike 1978, 79, 81
Brooks, Arnold 1986
Brown, Mike 2002, 03
Brown, Kevin 2012, 13
Brown, Rob 1983
Brown, Robert 1989, 90
Brown, Ryan 2004, 05
Brown, Scott 1990, 91, 92
Brown, William 1931, 32
Brunhoff, Henry 1920, 21
Brunn, Gary 1976, 77
Brunst, Ray 1993, 94, 95, 96
Brusciannelli, Jack 1988, 89
Bryant, Damon 1990, 91
Bryant, Lester 1914, 15
Bryant, Ron 1968, 70, 71
Buchanan, Harry 1910, 11, 12
Buckley, Deionte 2012
Buell, Harry 1887
Buerger, Frederick 1911, 12, 13
Bujnoch, Austen 2010, 11, 12, 13
Bujnoch, Digger 2004, 05, 06, 07
Bunker, Al 1933
Burdick, Frank 1933
Burdick, Shaun 1983, 84, 85, 86
Burleson, Mike 1967
Burns, Victor 1903
Burrow, Jeff 1996, 97, 98, 99
Bursiek, Ralph 1928, 29, 30
Bury, Brad 2005
Bush, Eric 1988, 91
Butcher, H. G. 1899
Butler, Aaron 2000, 01
Butler, Greg 1971, 72, 73
Butz, Charles 1895, 96
Butz, John 1976, 77, 78
Byers, Ken 1959, 60, 61
Byrd, Jim 1967
Byrd, Terrill 2005, 06, 07, 08

Byrd, Vince 1997, 98
C
Caldwell, J.H. 1985, 87
Caldwell, Robert 1905
Caleca, Joe 1978, 79, 80, 81
Callicott, Franklin 2002, 03
Cameron, Mike 1966
Campbell, Jack 1951, 52, 53, 54
Campbell, Mike 1973, 74
Canard, Terry 1972, 73
Canary, Dave 1957, 58, 59
Canfield, Trevor 2005, 06, 07, 08
Cannon, Tim 1982, 83, 84
Capelle, Lou 1939
Capelle, Smith 1938, 39, 40
Carey, Craig 2007, 08, 09
Carey, Collin 2003, 04
Carmon, Chris 1988, 89, 90, 91
Carmon, Jim 1989, 90, 91, 92
Carozzoni, Joe 1978, 79, 80, 81
Carpenter, Dan 1962
Carpenter, Jon 2004, 05, 06, 07
Carreker, Vincent 1985
Carson, Arch 1885, 86, 87, 88, 89
Carter, Lewis 1998, 99, 00, 01
Carthan, Larry 1980, 81, 82
Carvitti, Tony 2003, 04, 05, 06
Casey, Steve 1990, 92
Casola, Sal 1971, 72, 73
Casseus, Clemente 2012, 13
Catanella, Nick 1971, 72
Catchings, Toney 1985, 86
Catenacci, John 1976
Catlow, William 1887
Cauley, Darrell 1961, 62, 63
Cedeno, Edgar 1995
Celek, Brent 2003, 04, 05, 06
Certain, Doug 1981, 82
Chambers, Clark 1972
Chambers, William 1892, 93
Champion, Hassan 1995, 96, 97, 98
Chapman, H.G. 1916, 17
Charity, Bob 1976, 77
Charls, George Herbert 1898, 99
Chase, John 1975
Chatman, Antonio 1999, 00
Chayra, Steve 1996, 97
Cheatham, Camerron 2009, 10, 11, 12
Cheatham, Obadiah 2009, 10
Cherkiss, Bob 1972
Chenault, Arryn 2010, 11, 12, 13
Chernek, Dave 1960
Cherrington, Frank 1904
Childress, Rick 1984, 85, 86
Chiodi, Andy 1960, 61
Chirchella, Mike 1979, 80
Chisolm, Dwayne 1979, 80, 81, 82
Chisum, Alex 2011, 12
Chlebeck, Tom 1967
Chrisman, Claude 1893
Citron, Herbert 1945
Claggett, Thomas 2005, 06
Clancey, J.A. 1904
Clark, Cornelius 1981, 82, 83
Clark, Michael 1976, 77, 78, 79
Clark, Mike 1973, 74, 75
Clemens, Mel 1951
Cleveland, Errol 1981, 82, 83
Clifford, Tyler 2008
Climer, William 1928, 29
Clyde, Edgar 1913
Cobb, Bob 1976
Cobb, CJ 2007, 09, 10

Cobb, Fred 1976, 77, 78
Cobb, Gardner 1973, 75, 76, 77
Cockowski, Jim 1963
Cockrell, Johnathan 1988, 89, 90, 91
Coffee, Shane 1989
Cole, Lowery 1996, 97
Cole, Trent 2002, 03, 04
Coleman, Marcus 1994
Colton, Anthony 2002, 03
Cokes, Shawn 1989
Collaros, Tim 1967
Collaros, Zach 2008, 09, 10, 11
Cole, Nate 2013
Coleman, Grant 2013
Collett, Steve 1970
Collins, Doug 1965, 66, 67
Collins, Jack 1969
Collins, Baker, Jason 1997, 98, 99, 00
Comchoc, Rudy 1954, 55
Conatser, Ken 1959, 60, 61
Conatser, Will 1952, 53, 54
Concilla, Joe 1951, 52, 53
Connell, Mike 1974, 75, 76, 77
Conner, Chuck 1957
Constable, Charles 1917, 18, 20
Converse, Howard 1959, 60
Cook, Brent 1969, 70
Cook, Greg 1966, 67, 68
Cook, Jim 1936
Cook, Walter 1900, 01, 02
Coons, Edgar 1921
Cooper, Jackie 1988, 89
Cooper, Robert 1996, 97, 98, 99
Cooper, Russell 1980
Coppess, Jason 1990, 91, 92, 93
Coppola, Bob 1999, 00
Coppola, Ted 1963, 64
Costello, Walter 1902
Cornett, Torry 2006, 07, 08
Couch, John 1885
Couch, Ron 1955, 56, 57
Cousins, Mike 1970, 71
Cowan, Steve 1969, 70, 71
Coyle, Max 1939, 40
Craggette, Hosea 1970, 72
Craig, Angelo 2005, 06, 07
Craig, Lewis 1931
Crampton, Frank 1928
Crawford, Mark 1980, 81, 82, 83
Cretors, Paul 1940
Crist, Ray 1924
Croake, William 1916, 17
Crolley, Frank 1920, 21
Cross, Frank 1891
Croucher, James 1940
Crumrine, Chuck 1956, 57, 58
Cry, Leonard 1986, 87, 88
Crysdale, Jamie 1989, 90, 91, 92
Cummins, James 1937
Cunningham, Eldon 1899, 1900
Cureton, Andre 2010, 13
Curl, Joe 1979, 80
Curry, Jim 1962, 63
Curry, Phillip 1994, 95, 96, 97
Cusumano, Mike 1977, 78
Cygan, Joe 1969
Cynkar, Lou 1967

D

Dablow, Steve 1967
Daley, Jim 1976, 77, 78
Dallen, Tom 1993, 94
Daniels, Alex 2008, 09
Daniels, Kwesi 1998

Daniels, Matt 1985
Daniels, Mike 2003, 04, 05, 07
Daniels, Quincy 1972
Darden, Malcolm 1983, 84
Darling, Antwan 2010
Daum, Fred 1938, 39
Davila, Nick 2005, 06
Davis, Adolph 1910, 11, 12
Davis, Antonio 1999, 00
Davis, Bill 1985, 86, 87, 88
Davis, Bryan 1999
Davis, Dorian 2009
Davis, Evan 2008, 09, 10, 11
Davis, C. Allen 1931, 32, 33
Davis, Hank 2005
Davis, Joe 1963
Davis, Larry 1961
Davis, Michael 1991, 92, 93
Davis, Wilford 1916, 17, 18
Dawley, Cedric 2003
De Rosa, Charles 1963
Deatherage, J.R. 2000, 01
DeFillipo, Nick 2006, 07
DeGarmo, Al 1945
Deinhart, Marty 1980
Del Bene, Dom 1951, 52, 53
Del Fine, Michael 1953
Del Rosa, Bob 1956, 57, 58
Del Rosa, Gus 1954, 55, 56
Delaney, Jack 1950, 51, 52
Delisi, Alex 2009, 10
DeLucia, Chet 1975, 76, 77
Dempsey, Adam 2012, 13
Denk, Ed 1956, 57, 58
Denk, Jim 1966
Denser, Clarence 1914, 15, 16
Derks, Mike 1984
DeRosa, Doug 1962, 65
DeTemple, Tom 2009, 10, 11
DeVincentis, Larry 1957
DeWalt, Carl 1974, 76, 77
DeWitz, Keith 1957
Dickerson, Richard 1903, 04
Dickson, William 1894, 95, 96
Diehl, George 1891
Dillhoff, Glen 1951, 52, 53, 54
Dingle, Nate 1990, 91, 92, 93
Dixon, Joe 1998, 99, 00
Dixon, Malloy 1938, 39, 41
Dixon, Rob 2002
Dixon, Ronnie 1990, 91, 92
Dixon, Troy 1987, 88
Dodd, Brian 2003
Dolinski, Joel 1994, 95, 96, 97
Doolin, Kirt 1998, 00, 01, 02
Dorsey, Ron 1970, 71
Dost, Frank 1929, 30
Douds, Andy 1936
Dougherty, Bob 1951
Dougherty, Jim 1947, 48, 49
Dowdy, DJ 2013
Drane, Deven 2010, 11, 12, 13
Drake, Hall 1945, 46, 47
Drewery, Robert 2000, 01
Driscoll, Jim 1950
DuBray, Ernest 1907, 08, 09, 10
Duckens, Bob 1990, 91, 92, 93
Dudley, Walter 2002, 03, 05
Duenas, Mario 2006, 07
Dufford, Jack 1939
Duncan, Harry 1933, 34, 35, 36
Dunlap, Sheldon 1947, 48, 49
Dyke, John 1988

E

Eastlake, Steve 2003, 04, 05
Easton, Russell 1909, 10, 11, 12
Eaton, Lyman 1893, 94, 95, 96
Ebbers, Howard 1941
Eddington, Derrick 2003
Edwards, Steve 1979, 80, 81, 82
Edwards, Willis 1999, 00, 01, 02
Edwards, Zach 2013
Egenolf, Tom 1981, 82, 83, 84
Ehinger, Parker 2012, 13
Eiben, Larry 1967, 68, 69
Eilerman, Joe 1977, 78, 79
Eillers, Henry 1917, 18, 19, 20
El, Amin, Khalil 2005, 07, 08
Elchynski, Ted 1959
Elliott, Dante 1998, 99, 00
Elminger, Steve 1985
El, Mubarak, Muhammed 1991, 93, 94, 95
Emerson, Lowe 1896
Emmerich, Charles 1936
Emmerich, Gus 1935
Enzor, Jamar 2001, 02, 03, 04
Ertle, Ron 1969, 70, 71
Ervin, Chet 2002, 03, 04, 05
Estadt, Dick 1960
Evans, Percy 1995, 96, 97, 98
Evans, Phil 1956
Evans, Troy 1999, 00
Everham, Arthur 1900, 01

F

Fabini, Jason 1994, 95, 96, 97
Fabis, Glenn 1976, 78, 79, 80
Farfsing, Patrick 2003, 04, 05, 06
Faris, Jim 1945
Farkas, Glenn 1987, 88, 89, 90
Farrell, Tom 1961
Faulkner, Dave 1952, 53, 54
Fayton, Robert 1980
Fearing, Adam 2012
Feaster, John 2002, 03
Fein, Rick 1973, 75
Felchner, Bill 1971
Felder, Darrius 1993, 94, 95, 96
Feldhaus, Bill 1934, 35, 36
Felsner, Glen 1983
Fenker, Clem 1911, 12, 13
Fenlon, Robert 1946, 47, 49
Fennekohl, Art 1927
Fennel, Adolph 1900, 01, 02
Fennell, Clem 1970, 71, 72
Fenzel, Al 1945
Ferguson, Bill 1939
Ferguson, Delbert 2006, 07, 08
Ferguson, Shawn 1995, 97, 98
Fick, John Edward 1918
Fields, Ivan 1999, 00, 01, 02
Filger, Joseph 1925, 26, 27
Finch, Neil 1907
Fink, David 1988, 89
Fishback, Victor 1914, 15
Fisher, Frank 1907
Fisher, N.V. 1927, 28
Fitzgerald, Chuck 1991, 92
Fitzgerald, Leroy 1931, 33
Fitzgerald, P.H. 1920, 21
Flach, Fred 1903, 04
Flaherty, Mike 1965
Fleming, Bob 1945
Fletcher, Alan 1991, 92, 93
Fletcher, Tom 1969, 70
Flick, Ben 2013
Flohr, Ralph 1909, 10, 11, 12

Flores, Chris 2006, 07
Fogler, Jim 1981, 82, 83
Foley, Albert 1937
Foley, Louis 1893
Foley, William T. 1905, 06
Ford, Ed 1966
Ford, Marion 1971, 72, 73
Foreman, Butch 1967, 68, 69
Foreman, William 1896, 97
Forrest, Ted 1998, 99, 00, 01
Forrest, Tom 1970, 72, 73
Foster, Deno 1981, 82, 83, 84
Foster, Marcus 2013
Foster, Trevor 1992, 93, 94, 95
Fournier, Randy 1977, 78, 79, 80
Fowler, Bill 1973, 74, 75
Fowler, Ken 1993, 94, 95
Francoise, Bill 1977
Francisco, Shaun 1990
Franklin, Cliff 1942
Franklin, T.J. 2010
Frankos, Nick 1982, 83, 84, 85
Franz, Ron 1957, 58, 59
Fratz, Arthur 1918, 20, 21, 23
Frazier, Andre 2001, 02, 03, 04
Freeman, E.R. 1885
Freese, Ollie 1942, 46
Frey, Carl 1918, 19
Frey, Drew 2009, 10, 11, 12
Friedman, Sid 1938, 39, 40, 41
Fries, Daniel 1914, 19, 20
Frisina, Mike 1977, 78
Fritsch, Louis 1899, 00
Fritz, Don 1951, 52, 53
Fry, Chip 1977
Fugere, Rich 1963, 64, 65
Fuller, Bobby 1998, 99
Fulop, Jeff 1988, 89, 90, 91
Fulton, Ivan 1995, 96
Furste, Wesley 1903

G

Gaines, Wentford 1974, 75
Ganelli, Dave 1969, 70
Gant, London 1936
Gantert, Steve 1976, 78, 79, 80
Garden Lloyd 1998, 99, 00
Gardner, Josh 1999, 00, 01, 02
Garnes, Sam 1993, 94, 95, 96
Garnett, Robert 1991, 92, 93, 94
Garofolo, Joe 1974
Garvin, Dan 1937, 38, 39
Garvin, Milton 1937, 38, 39
Garvin, Pete 1946
Gates, Edward 1892
Gates, Mike 1979, 80, 81, 82
Geiser, Bob 1957
George, Chris 1995
George, Eric 1985
George, Ron 1966
Gerdson, Al 1939
Germany, Donald 2003, 04, 05
Giacometti, Dean 1940, 41
Giannandrea, John 1957, 58, 59
Gibboney, Larry 1936, 37
Gibbs, Kirk 1999, 00
Gibbs, Robert 1979, 80, 83
Gibson, Antonio 1981, 82
Gibson, Gene 1949, 50
Gibson, Jim 1942
Giddens, Antwan 2004, 05, 07
Giebel, Robert 1914
Gilliland, Sam 1936
Gilliland, William 1930, 31, 32

ALL-TIME LETTERWINNERS

Giordano, Dan 2009, 10, 11, 12	Haehnle, Elmer 1909, 10	Heneveld, Craig 1969, 70, 71	Hyndman, Fred 1909
Gilyard, Mardy 2005, 07, 08, 09	Hagans, Aaron 1977, 78, 79	Hergott, Greg 1998, 99	Hynes, Robert 1923
Glasgow, Charles 1920, 22, 23	Hagler, Tyjuan 2002, 03, 04	Herman, Roman 1924, 25, 26	Hynoski, Fred 1960, 61, 62
Glasgow, Russell 1922, 23, 24	Hailey, Ben 1980, 81, 82, 83	Hermann, John 1930, 31	
Glatthaar, Bradley 2004, 05, 06, 07	Haley, Reuben 2011	Hernandez, Oscar 1983	I
Glover, LaVar 1998, 99, 00, 01	Hall, Chas 2000	Hess, Barry 1961	Iber, Frank 1920, 21
Godlewski, Stan 1951, 52, 53	Hall, James 1932, 33, 34, 35	Hessell, Edward 1932	Ibold, 1904
Goebel, John 2006, 08, 09, 10	Hall, Jajuan 2003, 04, 05, 06	Hessler, Harvey 1924	Iglauer, Samuel 1891, 92, 93, 94
Gohenn, Richard 1910, 11, 12	Hall, Lionel 1939, 40	Heuck, Alphonso 1887	Inott, Ralph 1904, 05, 06, 07
Goist, Dick 1951, 52, 53, 54	Hall, Richard 2002, 03, 04	Heuck, Robert 1909, 10, 11, 12	Insalaco, Phil 1986, 87, 88
Golden, Jared 2012, 13	Hall, William O. 1911, 12	Heuck, Walter 1910, 11	Isham, Phillip 1894
Golding, William 1937	Hallerman, Lee 1924, 25, 26	Hewitt, Chris 1993, 94, 95, 96	Isom, Jasen 1997, 98
Goldmeyer, Clifford 1929, 30, 31	Hallett, Arthur 1928, 29, 30	Hibbard, Merrill 1893, 94, 95, 96	Ivanovich, Mike 1977
Goldner, Phil 1960, 61, 62	Hamilton, Joe 1998, 99	Hice, Nate 1999, 00	Ivey, Gene 1924
Goodman, Dominick 2005, 06, 07, 08	Hamm, Tremell 1993	Hice, Joe 1985, 86, 87, 88	Ivy, Scott 1981, 82, 83, 84
Goodman, Don 1982, 83	Hammel, John 1887	Hicks, Louis 1913	
Goosby, Darryl 1981, 82	Hampton, Guy 1979	Higgins, Phil 1961, 62, 63	J
Goosman, Herbert 1913, 14, 15	Hancock, Steve 2010, 11	Hill, Howard 1978	Jackson, Andre 1983, 84, 85, 86
Gordon, Alex 1983, 84, 85, 86	Handwerker, David 1978, 79	Hilliard, Mike 1970, 71	Jackson, Anthony 1991
Gordon, Glenn 1979	Hankes, Francis 1918	Hilton, Tomaz 2008, 09, 10, 11	Jackson, Boyd 1983, 84, 85
Gordon, Jack 1951, 55, 56	Hanna, Clarence 1945	Hines, Quintin 2009	Jackson, Brad 1994, 95, 96, 97
Gordon, Walt 1956, 57, 58	Harden, Zeke 1971, 72	Hinson, John 2003	Jackson, Campbell 1917
Gorton, Mike 1968	Harder, Tim 1988	Hoeh, Jim 1972, 73, 74	Jackson, David 1995, 96, 97, 98
Gossett, DeJuan 1997, 98, 99, 00	Hardin, Ollie 1949	Hoffman, Alex 2008, 09, 10, 11	Jackson, Denny 1968, 69
Gotovac, Nick 1984, 85	Harding, Darrell 1992, 93, 94, 95	Hoffmeister, Charles 1905, 06, 09	Jackson, Dwight 2011
Grace, Ralph 1936	Hargrove, Carl 1981, 82, 83	Hogg, Cassius 1888	Jackson, Earnest 2004, 05, 06, 07
Grad, John 1960, 61	Harlan, Nate 1950, 51, 52	Hoke, Anthony 2004, 05, 06, 07	Jackson, Jeremy 2001, 02, 03, 04
Grady, Tim 1969, 70	Harless, Ted 1961	Hollaender, Dave 1945	Jackson, Jonathan 2002, 03
Graham, Jeff 1986, 87	Harned, Mark 1914	Holland, Robert 1902, 03	Jackson, Kevin 1994
Graham, Mike 1942, 46, 47	Harp, Lance 1991, 92, 93	Holly, Daven 2001, 02, 03, 04	Jackson, Ray 2000, 01
Gramann, Mike 1983, 84	Harp, Larry 1960, 61	Holmes, Fred 1937	Jackson, Tony 1965, 66, 67
Grammer, Donald 1950, 51, 52	Harper, Eric 1997, 98	Holstein, Jim 1950	Jacobs, Don 1939
Grant, Reggie 1992, 93, 94	Harrah, Brad 2012, 13	Holterhoff, Ralph 1892, 93, 94	Jaeger, James 1951
Graves, Bill 1957, 58, 59	Harris, David 2000, 01, 02	Holthaus, Denny 1969, 71, 72	James, Dick, 1969, 70, 71, 72
Graves, Jeremy 2012, 13	Harris, Rob 1982	Hood, 1909	Jamison, George 1980, 81, 82, 83
Grawe, William 1930	Harris, Rodney 1990	Hooey, Sean 2010, 11, 12	Jansen, Don 1949, 50
Gray, Geoffrey 1903	Harrison, Joe 1999, 00, 01	Hoog, Don 1988, 89	Jarrett, Harry 1983
Graydon, Joseph 1893	Harrison, William 1929, 30	Hoog, Doug 1988, 89, 90, 91	Jarvis, Dick 1950, 51
Green, Bo 1978, 79, 80, 81	Harrison, Reggie 1971, 72, 73	Hoose, Jim 1964, 65, 66	Jefferson, Bob 1987, 88
Green, George 1898	Harry, Joseph 1885, 86	Hoover, Adam 2000, 01	Jenike, Bill 1952
Green, Gordon 1954, 55, 56	Hart, Dennis 2002, 03	Hopkins, William 1918, 19	Jenkins, Brian 1990, 92, 93
Green, Jim 1967	Hartkopf, Leif 1979, 80	Hoppel, Adam 2006, 07, 08	Jenkins, Gary 1971, 72
Green, Tion 2012, 13	Hartman, Jim 1942	Horner, Bruce 2010, 11, 12	Jenkins, Keith 1975, 76
Green, Trey 1983, 84, 85, 86	Hartong, Hank 1961	Horschel, Joe 1969, 70	Jenkins, Mark 1982, 83
Greenbaum, Walter 1900	Hartsfield, Terrell 2013	Horton, Antoine 2003, 04, 05, 06	Jenkins, Mel 1982
Greene, Marcellus 1977	Hartzell, Morton 1894, 95	Householder, Mark 1978, 79, 80	Jessen, Tom 1947, 48
Greenlees, Campbell 1889	Harville, Cecil 1952	Houser, Don 1990	Jeter, Frank 1975, 76, 77
Gregg, Clifford 1915, 16, 17	Harvin, Allen 1978, 79, 80, 81, 82	Howard, 1905	John, Patrick 1991, 92, 93
Gregg, Daniel 1909	Harwell, Tedric 2001, 02, 03, 04	Howard, Charley 2007, 08, 09	Johnson, Albert 1969, 70, 71
Gregg, Ellis 1914, 15, 16	Haslinger, Lee 1949, 50, 51	Howard, Steve 1984, 85	Johnson, Carl 1989
Gretchen, Mike 1940, 41, 46	Hatcher, Bryant 1989	Howell, Bob 1961, 62, 63	Johnson, Clyde 1890, 91, 92, 93
Greuenschlaeger, Steve 1985	Hauk, Joe 1948, 49	Howles, James 1924, 25	Johnson, Doug 1997
Griest, Howard 1941	Hauser, Dan 1975	Hrnyak, Nick 1968, 70	Johnson, Ed 1986, 87
Griffin, Brad 1983, 84	Hausfeld, Robert 1987, 88	Huber, Daryl 1985, 86, 87, 88	Johnson, Eddie 1997, 98, 99, 00
Griffin, Samuel 2007, 08, 09, 10	Hawkins, Artrell 1994, 95, 96, 97	Huber, Kevin 2007, 08	Johnson, Ellis 1978, 79
Grigas, Charles, 1963	Haydon, John 1891	Hubley, Myron 1928	Johnson, Murray 1952, 53
Griggs, Mark 1978	Hayley, Reuben 2010	Hucke, Raymond 1928, 19, 20	Johnson, Nils 1989, 90
Grimes, Mike 1977	Hayes, Ron 1974, 75, 76	Hudson, Reggie 1991, 92, 93, 94	Johnson, Paul 1956
Grimsley, Dan 1988, 89, 90, 91	Hays, Harry 1887, 88	Hughes, Donnell 1989	Johnson, Reuben 2009, 10
Grooms, Terry 1993, 94, 95, 96	Hays, Larry 1960, 61, 62	Hughes, John 2008, 09, 10, 11	Johnson, Richard 1989, 90, 91
Grothaus, Keith 1975	Hazel, Kevin 2002, 03	Humphrey, Hayden 1988	Johnson, Ron 1976, 77
Grubb, Ted 1997, 98	Hazelton, Vidal 2010	Humphrey, Will 1991	Johnson, Scott 2008
Gruzza, Dustin 2005, 06, 07, 08	Hebbeler, Joe 1959	Humphrey, Wilson 1989, 90	Johnson, Travis 2013
Guidugli, Ben 2007, 08, 09, 10	Heffron, Ron 1983, 84	Hundemer, Will 1950, 53	Johnson, Walter 1985, 86, 87
Guidugli, Gino 2001, 02, 03, 04	Heidorn, Ray 1966, 67	Hunt, Ashley 1997, 98, 99, 00	Johnston, DeWayne 1999, 00, 01
Gulick, Richard 1936	Heil, Phillip 1931, 32, 33	Hunt, Jack 1945	Jolitz, Evan 1972
Guyot, Noel 1951, 52, 53, 54	Heineman, Scott 1977, 78, 79, 80	Hunt, Jason 2001, 02	Jones, Andre 2013
Guzda, Mike 1990, 91, 92, 93	Heinold, Frederick 1916, 19, 20	Hunter, Billy 1970, 71, 72	Jones, Ben 1963
Gwynne, Dave 1959	Heinz, Bill 1969	Hunter, Denton 1971	Jones, Brad 2006, 07, 08, 09
	Heitkamp, Greg 1987, 88	Hunter, Dwayne 1987	Jones, Carl 2002, 03
H	Heizmann, Les 1948	Hunter, Paul 1974	Jones, Demetrius 2009
Haas, Elwood 1917	Helm, Tony 1979, 80, 81, 82	Hurley, Edward 1904	Jones, Dick 1938, 39, 40
Habekotte, Georgia 1916	Henderson, Jim 1969, 71	Hurst, Mike 1981, 82	Jones, Doug 2004, 05, 06, 07
Haby, Linus 1934, 35, 36	Hendricks, Charles 1903	Husic, Bob 1950, 51, 52	Jones, Ed 1973, 74, 75

Jones, George 1978, 79
 Jones, Jeff 1987, 88, 89, 90
 Jones, Travis, 1989, 90
 Jones, Tyjuan 2005
 Jordan, Alvin 1992
 Jordan, Jerrell 2013
 Jordan, Ken 1965, 66, 67
 Judge, Joe 1998, 99
 Julian, Damon 2011, 12
 Julian, James 2002
 Jurek, Chris 2007, 08, 09
 Justice, Howard 1916, 17, 18

K

Kaemmerle, Carl 1932, 33
 Kane, Bob 1950, 51
 Kane, Dick 1948, 49, 50
 Kantor, Bob 1960
 Kapetanis, Tony 1977, 78, 79
 Karlis, Rich 1978, 79, 80
 Katenkamp, Tom 1977
 Kattus, Mike 1960, 61
 Katz, Dale 1990, 91, 92
 Katzeff, Rick 1972
 Kaufman, Earle 1933, 34, 35
 Kay, Brandon 2012, 13
 Keane, Mike 1948
 Keck, Tinker 1997, 99
 Keebler, Cory 2011, 12, 13
 Keinath, William 1937
 Keith, Tye 1999, 00, 01, 02
 Kelce, Jason 2007, 08, 09, 10
 Kelce, Travis 2009, 11, 12
 Kelchner, Orville 1938, 39, 40
 Kelchner, William 1940
 Keller, George 1924
 Kellett, Dan 1978, 79
 Kelly, Dellano 1984, 85, 86, 87
 Kelly, James 1973, 74, 75
 Kelly, Jim 1947, 48, 49, 50
 Kelly, Mike 1968, 69
 Kelly, Mike 1986, 87
 Kemper, Roger 1887, 88
 Kemper, Roger Hall 1897
 Kennedy, Edward 1910, 11, 12, 13
 Kenner, Deontey 1997, 98, 99, 00
 Kennett, William 1902
 Kibler, Carl 1916
 Kimbrough, Craedel 1992, 93, 94, 95
 King, Anthony 2011, 12, 13
 Kinney, Clark 1957
 Kinney, Ransom 1918
 Kinsey, Boyden 1891, 92, 93, 94
 Kinsey, Lawrence 1929, 30
 Kinsler, Latish 1990, 91, 92, 93
 Kirkpatrick, Ville 1902
 Kirstein, Paul 1936
 Klein, Chester 1912, 13
 Kleinhenz, Mike 1971, 72, 73
 Klimczak, Stan 1947, 48, 49
 Kloboves, Ed 1977, 78, 79
 Klusman, Len 1945
 Knapp, Fred 1933
 Kneisner, Bill 1945
 Knight, Earl 1952, 53
 Knighten, Willis 1990
 Knutson, Matt 1995
 Kobalka, John 1994, 95, 96, 97
 Koehler, Walt 1959
 Koehler, William 1916, 17
 Koester, Kyle 2003
 Kohl, Chris 1988, 89
 Koman, Larry 1965
 Konkell, Ron 1956

Kopich, Bob 1962, 63, 64
 Kopich, Frank 1963
 Koppenhoeffer, Ted 1975
 Kostelnik, Ron 1959, 60
 Kouri, Larry 1955, 56
 Kovac, Ed 1957, 58, 59
 Koynock, Joseph 1990
 Krampe, Hugo 1908, 09, 10, 11
 Krapp, Frank 1897
 Kraske, William 1940, 41
 Kratt, Emil 1920
 Kreimer, Alfred 1904, 05
 Krimmer, Dan 1992
 Kuck, Edward 1911, 12, 13
 Kugler, Marlay 1902, 03
 Kuhn, Hugh 1918
 Kurnick, Howie 1975, 76, 77, 78

L

Ladd, Anthony 1993, 94, 95, 96
 LaForgia, Justin 2002
 Lambert, Pat 2009, 10, 11, 12
 Lancaster, McKinley 1983, 84
 Lang, Frank 1999, 00, 01
 Langen, Dave 1903
 Langenbeck, Dick 1946, 47
 Langenheim, William 1891, 92
 Langenheim, Ralph 1914, 15, 16
 Lathan, Dave 1985, 86
 Lattimore, Kenwood 2002
 Laub, John 1930
 Lauck, James 1936
 Laurence, Daniel 1890, 91, 92, 93
 Laurie, Joe 1970, 71, 72
 Lavelle, Pat 1985, 86, 87, 88
 Lawson, Sig 1954, 55, 56
 Lawson, Stanley 1885
 Lawson, Tom 1988
 Lea, Este 1891
 Leach, John 1960
 Leahy, Pat 1984
 Leahy, Ryan 2013
 Lease, John 1923, 24, 25
 LeBoutillier, George 1894
 Lee, Greg 1999, 00
 Lee, Harold 1974, 75, 76
 Lee, Jack 1957, 58, 59
 Lefeld, Eric 2011, 12, 13
 Legaux, Munchie 2010, 11, 12
 Leininger, Arthur 1932, 33
 Leins, Dave 1956
 LeKamp, Lester 1929, 30
 Lemire, Jamie 1992, 93, 94, 95
 Leo, Jim 1957, 58, 59
 Leshnak, Bob 1984, 85, 86, 87
 Lewis, Dave 1971, 72
 Lewis, Dyjuan 2011
 Lewis, Ernie 1967, 68
 Lewis, John 1985, 86, 87
 Lewis, Melvin 2000
 Lewis, Mike 1993
 Lewis, Robert 1930, 31
 Lewis, Thaddeus 2002, 03
 Lewis, Walter 1984
 Liggins, Keathus 1983
 Liggons, Dave 1976
 Liggons, Tom 1973, 74, 75
 Lilly, E.J. 2001
 Lindsey, Chad 1990
 Linkenbach, Jeff 2006, 07, 08, 09
 Linneman, Joseph 1920, 21
 Lisek, Jason 2000
 Lloyd, John 2013
 Logan, Freddie 1981, 82

Lonchar, Thomas 1939, 40
 Longo, Sam 2012, 13
 Looney, Steve 1986
 Louis, Michael 1978, 79, 80, 81
 Love, Leon 1958, 59, 60
 Love, Ka'Son 2001, 03
 Love, Mike 1999, 00
 Love, Willis 1975, 76
 Lovell, Kevin 2004, 05, 06
 Lowenstein, Harry 1887
 Lozano, Roney 2010, 12
 Lozier, Colin 2009, 10, 11, 12
 Luallen, Jordan 2011, 12, 13
 Luc, Jeff 2013
 Lucas, Rob 1995, 96, 97, 98
 Lucas, Steve 1973, 74, 75
 Lucius, A.J. 2001, 02, 03, 04
 Lucka, Rich 1965
 Lunsford, Carlton 1930, 31
 Lutmerding, Medard 1928, 29, 30
 Lytle, James 1888

M

Maccioli, Ferd 1953, 54
 Macejko, Tom 1965, 66, 67
 Machi, Al 1969
 Machle, C. 1922, 23
 Macikas, Anthony 1939, 40, 41
 Mack, John 1969, 70, 71
 Macke, Joe 1962
 Maddox, Arthur 1952
 Maddox, Mike 1990, 93
 Maddox, R.D. 1894
 Maddux, Robert 1923, 24, 25
 Madeya, Bill 1965
 Mainello, Dominic 2013
 Malone, C.J. 1908, 09, 10
 Malone, Jody 1985, 86
 Malone, Roy 1939
 Maloney, Tom 1940, 41
 Mammarelli, Jason 1997, 98, 99, 00
 Manalac, Ryan 2005, 06, 07, 08
 Manfredini, Chris 2003
 Mann, David 1975, 76, 77
 Manning, Tom 1965
 Manny, Erwin 1936
 Manor, Joe 1962
 Marich, Robert 1951, 52, 53
 Maroney, Barry 1955, 56, 57
 Marsh, Stanley 1900
 Marshall, DeJuan 1995, 96
 Marshall, Linwood 1981, 82, 83
 Martin, Harold 1924, 25
 Martin, Jared 2006, 07
 Martinez, Randy 2008, 10, 11
 Marvaso, Tom 1973, 74, 75
 Marx, Robert 1906, 07, 08
 Masdea, John 1952, 53
 Mason, Al 1970, 71, 72
 Mason, Corey 2013
 Massong, Bob 1977, 78, 79
 Masterson, Mark 2000
 Matthews, Dennis 1965, 66, 67
 Matthews, Randolph 1894, 95, 96, 97
 Matthews, Tom 1987, 88
 Mathews, Ricardo 2006, 07, 08, 09
 Matto, Andy 1950, 51, 52
 Mauk, Ben 2007
 Maxwell, Paul 1959, 60, 61
 Mays, P.J. 1999
 McAndrews, Anthony 1921, 22, 23
 McBride, Randy 1969, 70, 71
 McCabe, Bob 1964
 McCafferty, Collin 2007, 08, 09, 10

McCall, Ed 1983, 84
 McCann, Gene 1953, 54, 55
 McCarthy, Mike 1967
 McCarthy, Sean 1988
 McCartney, Arch 1917
 McClain, William 1950
 McClellan, Sean , 12
 McCleskey, DeMarco 1998, 00, 01, 02
 McClung, Anthony 2010, 11, 12, 13
 McClure, 1904
 McCain, Danny 1984, 85, 86, 87
 McComas, Ralph 1910, 11
 McCray, Frank 1902, 03, 04
 McCullough, Kevin 2005, 2006
 McCutcheon, Bob 1959, 60
 McDonald, Bill 1949
 McFadden, Kevin 1986
 McFarland, Bob 1961, 62
 McGee, Frank 1890, 91
 McGee, Travis 2002, 03
 McGill, Neil 1903
 McGinley, Mike 1956
 McGonegle, Jack 1965
 McGraw, Rich 1983
 McHenry, Ron 1967, 68
 McKay, Mekale 2013
 McKeever, Dan 1950
 McKeever, Tom 1950, 51, 52
 McKenzie, Donnell 2006
 McKenzie, Roger 1950
 McKinney, Al 1985, 86, 87, 88
 McKnight, Butch 1969
 McKnight, Don 1995, 96, 97, 98
 McMillan, Don 1946, 47, 48, 49
 McNamee, Ralph 1939, 40
 McNeal, Yancey 1982
 Meador, Mitch 2010, 11, 12, 13
 Meador, Robert 1945, 48, 49
 Meguiar, Robert 1936
 Meier, Bob 1940, 41, 42
 Meinerding, John 1980
 Melina, Tom 1976
 Melish, John Howard 1894
 Menke, Bob 1971, 72, 73
 Menke, Bob 1948, 49
 Mercer, Dale 1980
 Mercer, Matt 2001, 02, 03, 04
 Mercer, Rich 1974, 76
 Mercurio, Mark 1969, 70
 Merkich, Bob 1967, 68, 69
 Merriam, Dave 1963
 Merritt, Marv 1954, 55
 Messner, Max 1957, 58, 59
 Metz, Walter 1930, 31
 Meyer, Al 1927
 Meyer, Urban 1984
 Meyers, Phillip 1919, 20, 21
 Mickens, Mike 2005, 06, 07, 08
 Middendorf, Frank 1949, 50, 51
 Middendorf, Matt 1985, 86, 87
 Miliano, Tony 2011, 12, 13
 Miller, Bob 1965, 66, 67
 Miller, David 1977
 Miller, Ed 1966, 67, 68
 Miller, Gene 1966, 67, 68
 Miller, Henry 1973, 74, 75, 76
 Miller, Joe 1953, 54, 55
 Miller, Mike 1968, 69, 70
 Milligan, Danny 2010, 11, 12
 Milligan, Norm 1986
 Mills, Brandon 2009, 10, 11, 12
 Mills, Robert 1929, 30
 Milner, Bob 1965, 66, 67
 Milner, Hobson 1981

ALL-TIME LETTERWINNERS

Minor, 1905
Misali, John 1971, 72, 73
Misik, Jerry 1965, 66, 67
Mitchell, Brandon 2013
Mitchell, Kevin 1991
Mitchell, Montrell 1999
Mitchell, Otis 1974, 75, 76
Mittweide, Harry 1939
Mizener, James 1993
Moche, Joe 1962
Moeschl, Scott 1980
Molden, Eric 1979
Momper, Jerry 1962, 63, 64
Monaghan, Doug 2001, 02, 03, 04
Monds, Mario 1999, 00
Monfort, Joseph 1988, 89
Monroe, Rodrick 1997
Montgomery, Dan 1966
Montgomery, James 1914, 15
Montgomery, Walter 1990
Montiel, Dave 1990, 91, 92
Moody, Willis 1989, 90
Mooney, Norm 1950
Moore, Charles 1901
Moore, Chris 2012, 13
Moore, Greg 2004, 05, 06, 07
Moore, Justin 2008
Moore, Keith 1972
Moore, Rod 2013
Moore, William 1978, 79, 81
Mooth, John 1951, 52
Morgan, Leo 2006, 07
Morgan, Mike 1973
Morgan, Richard 1962, 63, 64
Morrill, Albert 1897, 98
Morris, Jerry 1960
Morris, Joseph 1914, 15, 16
Morris, Tim 1978
Morris, Wellslake 1916, 17
Morrison, Joe 1956, 57, 58
Morrison, Max 2012, 13
Morrison, Robert 1908, 09, 10
Mortemore, Gary 1954, 55, 56
Morton, Mike 1983, 84
Morton, Pat 1963
Moser, Hank 1950
Mosketti, Bob 1954, 55
Mouhon, Silverberry 2012, 13
Muche, Ray 1967
Mueller, Alfred 1907
Mueller, Bob 1942
Mukes, Roosevelt 1985, 86, 87, 88
Mumford, Eric 1972
Munlin, Vincent 1986, 87, 88, 89
Murcay, Mike 1945
Murphy, Jamey 2002, 03, 04
Murphy, Jim 1942
Murphy, Johnny 1981, 82, 83, 84
Murphy, Mike 1953, 54, 55
Murphy, Shawn 2000, 01
Murray, George 2001, 02, 03, 04
Murray, Justin 2013
Murray, Malcolm 2012
Mussey, Robert 1904, 05
Myers, Jim 1979, 80, 81, 82
Myers, Ralph 1973, 74, 75, 76
Myers, Steve 1979
Myers, Tom 1963

N

Nakamura, Haruki 2004, 05, 06, 07
Nash, Darryl 1986
Nau, Clyde 1933, 34, 35, 36
Nau, Robert 1930

Nelms, Lamonte 2006, 07, 08
Nelsen, Jim 1957, 58, 59
Nelson, Al 1962, 63, 64
Nelson H.D. 1920
Nelson, Jerry 1962, 63, 64
Nelson, Jim 1968, 69
Nelson, Ron 1965, 66, 67
Neville, Al 1963, 64, 65
Newman, Rush 1918
Newmann, Ed 1965, 66, 67
Newton, Jon 2005, 06, 07
Nichols, Mike 1976, 77
Nickel, Elbie 1940, 41, 42, 46
Nickel, Joe 1968
Niederheman, Jerry 1972, 73
Niehoff, Rob 1983, 84, 85, 86
Nieman, Howard 1896, 97, 98, 99
Nieman, Samuel C. 1896, 97, 98
Niemann, Jim 1954, 55, 56
Nimma, Lo 1925, 26
Nippert, James 1922, 23
Nirenberg, Dave 1967
Noble, Terry 1983, 85, 86, 87
Noll, Robert 1899
Nolting, Ray 1933, 34, 35, 36
Nolting, Roger 1945
Norton, Zach 2000, 01, 02, 03
Notacker, Brad 1982, 83, 84
Novak, Ed 1974, 75, 76

O

Oakes, Pat 1993, 94, 95
Oblak, Fred 1959, 60, 61
O'Brien, Dan 1987
O'Brien, Jim 1967, 68, 69
O'Connell, Jim 1974, 75, 76, 77
O'Conner, Tim 1981, 82
O'Donnell, Pat 2010, 11, 12
O'Donnell, Robert 1894, 95
Oeh, William 1936, 37
Oetjen, Gary 1975, 76
Oetjen, Greg 1971, 72
Oganowski, Kas 1971, 72
Ogle, Bill 1988
Olding, Joe 1979, 80, 81, 82
Olinger, Jon 1999, 00, 01, 02
Oliver, Jeff 1989
Olzewski, Walt 1956
Olveson, Jesse 1994, 95
O'Malley, Tom 1948, 49
Omogrosso, Tony 1980, 81
Openheimer, Otto 1938, 39, 40
Oradat, Greg 1974, 75
Orak, Andy 1980
Orr, Gordon 1937
Orr, Trenier 2012
Orton, Philo 1890, 91
Ousley, Jim 1969
Outlaw, Napoleon 1974, 75, 76, 77
Overgaauw, Gary 1987, 88
Owens, Brig 1963, 64
Owens, Ervin 1984, 85, 86, 87
Owens, Russ 2002
Owens, Thurman 1947, 48, 49

P

Pacl, Tom 1958, 59, 60
Pagan, Louie 1983
Palmer, G.M. 1920, 21, 22
Palmer, Roy 1914, 15, 16
Pangello, Erv 1939
Pape, John 1918
Pardini, Dick 1952, 53, 54
Paris, Jim 1960, 61

Parker, John 1964, 65, 66
Parker, R.K. 1930, 31, 32
Partridge, Phillip 1903
Patania, Dave 1989, 91, 92
Pate, Lloyd 1966, 67, 68
Pater, Frank 1933
Patterson, Eric 1992, 93, 94, 95
Patterson, Lamont 1979, 80, 81, 82
Payne, Leviticus 2012, 13
Payne, Samuel 1990, 91, 92
Pead, Isaiah 2008, 09, 10, 11
Pearce, Marlon 1990, 91, 92
Pease, John 1923, 24, 25
Peckich, Phil 1978, 79, 81, 82
Peek, Antwan 1998, 00, 01, 02
Peele, James 1929, 30
Pendergrass, Cliff 1981, 82, 83, 84
Penno, Ray 1948, 49
Perdrix, Roger 1962, 63, 64
Perkins, Lee 1986, 87
Perelli, Joe 1984
Perrin, Reuben 1923
Perry, Arnaz 1984, 85, 86
Perry, Stanely 1910, 11, 12, 13
Peters, Charles Moore 1900
Petrus, Brent 1995, 96, 97
Pfau, George 1928
Phillips, Don 1979, 80
Phillips, Hurdie 1959, 60, 61
Piche, Gene 1945
Pickens, Steve 1986, 87, 88
Piening, Ben 1998, 99, 01, 02
Pierson, Daniel 1900
Pike, Tony 2007, 08, 09
Pirone, Frank 1969
Pisanelli, Ralph 1951, 52, 53
Pitman, Lloyd 1945, 48
Pitts, Elkton 1948
Plueddeman, R.O. 1908, 09, 10
Plummer, Chad 1995, 96, 97, 98
Podesta, Oliver 1890
Points, Dan 1961, 62, 63
Poirier, Phil 1986, 87, 88, 89
Poland, Bill 2003, 04, 05, 06
Poole, Ron 1960
Popov, John 1938, 39, 40
Porter, Harold 1914, 15
Posey, Brian 1994, 95
Posely, Josh 2012
Post, Robert 1927, 33
Poteat, Jameel 2011, 12
Pous, Jim 1960, 61, 62
Powell, Greg 1939
Powell, Joe 1979
Powell, Vince 1991
Powers, Scott 1988, 89
Pramik, John 1942, 46, 47, 48, 49
Prather, Frederick 1918, 20, 22, 23
Prats, Bob 1978
Presley, Don 1954, 55, 56
Pressler, Fred 1936
Preston, Bill 1984, 85
Preston, Todd 1994
Price, Charles 1976, 77
Priog, Dave 1962
Prisby, Erroll 1962, 63, 64
Prosak, Vic 1973, 74, 75
Proto, Tony 1967, 68
Pugh, Bill 1983
Pullen, C.N. 1919

Q

Quail, Keith 1955

R

Rader, Brandon 1995, 96
Radosovich, Ted 1963, 64
Rains, Dan 1974, 75, 76, 77
Rains, Jared 2010
Raizik, William 1937
Ramey, Charles 1936
Ramsey, Jacob 2006, 07, 08, 09
Ramsey, William 1885
Rankin, Marc 1988, 90, 91
Ransom, Darryll 1999, 00, 01, 02
Ransom, Derrick 1994, 95, 96, 97
Raschig, Frank 1899, 1900
Rasso, Steve 1958, 59
Ratliff, Jesse 1973
Rayl, William 1896, 97, 98
Razick, William 1935, 36, 47
Reaves, Joe 1957
Reece, Paul 1909, 10, 11
Reed, Detreik 2001
Reeder, Russell 1893, 94, 95
Reid, Gary 1990, 91, 92
Reid, I. Henry 1901
Reif, M. 1901
Reik, Todd 1984
Reinhold, Don 1957, 58, 59
Reinstatler, Jeff 2005, 06
Reinstatler, Tom 1959, 60, 61
Reiter, Dick 1984, 85, 86
Rekstis, Jack 1964, 65, 66
Rekstis, Pete 1962, 63, 64
Rendings, Charles 1897, 98, 99
Revels, Andre 2007, 08, 09
Reynolds, Jim 1971
Reynolds, Steve 2001
Rhein, Stanley 1920
Rhodes, Benson 1967, 68, 69
Rhodes, Richard 1985, 86, 87
Rice, Don 1959, 60
Rice, Doug 1962
Rice, Larry 1973, 74
Rice, Rob 2013
Richard, Dave 1956, 57, 58
Richards, Alkie 1942, 46, 47, 48
Richards, Brayton 1892, 93, 94
Richards, Eric 1993, 95, 96, 97
Richards, Harvey 1967, 68, 69
Richardson, Bayle 1915, 16
Richardson, Demetrius 2010, 12
Richardson, Wesley 2008, 09, 10
Richt, Fred 1897
Ricketts, Joseph 1988, 89
Ries, Steve 1978, 79, 80, 81
Riggins, Mel 1970, 71
Rini, Gerry 1979
Ritchey, Wes 1952, 53, 54
Ritchie, Dave 1958, 59, 60
Roberson, Aaron 2011, 12
Roberson, Cedric 1994
Roberts, Adam 2002, 03, 04, 05
Roberts, Jonathan 1991, 92
Roberts, Michael 1996
Roberts, Richard 1977
Robertson, Greg 1980
Robertson, Tower 1938
Robins, Joseph 1918
Robinson, Adrien 2008, 09, 10, 11
Robinson, Barry 1990, 91, 92
Robinson, Donnie 1984, 87, 88
Robinson, Heard 1975, 76, 77
Robinson, James 1891, 92
Robinson, Rob 1993, 94, 95, 96
Rock, Mike 1975, 76, 77, 78
Rodriguez, Ken 2007

Roeder, Dave 1965
Roessler, Clarence 1957, 58
Rogart, C. Herman 1917
Rogers, Doug 1961, 62
Rogers, Glenn 1984, 85
Rogers, Jacob 2007, 08, 09, 10
Rogers, Mike 1977, 78, 79
Rohrer, J.W. 1896
Rolfes, Paul 1982, 83
Romano, Tim 1981, 82
Rose, Tom 1972, 73, 74
Rosenswie, Mike 1993, 94
Rosfeld, Doug 1997, 98, 99, 00
Ross, Derick 2002, 03, 04, 05
Ross, Dominic 2003, 04, 05, 06
Ross, Don 1959, 60, 61
Rossi, Bob 1980, 81
Rossi, Gene 1950, 51, 52
Rossley, Tom 1967, 68
Roth, Jordan 2004
Rothfuss, Dick 1948, 49
Roudebush, William 1903, 04
Rounds, Chuck 1939
Rowe, David 1990, 91
Rowe, Terry 1968
Royal, Daryl 1994, 95, 96, 97
Rowe, Theodore 1905
Ruck, Franklin 1931, 32, 33,
Ruehlmann, Gene 1945, 46
Ruff, Gerry 1999, 00
Ruffin, Jonathan 1999, 00, 01, 02
Rushing, Caesar 1983
Russ, Tony 1967
Russell, Jason 2001, 02, 03, 04
Rutan, Doug 1983
Ruth, George 1956
Ryan, Mark 1983

S

Sabato, Al 1946, 47, 48
Sabato, Hugo 1947, 48
Sabia, Don 1985
Sammon, Senmore 1907
Sample, Glenn 1950, 51, 52
Sampson, Martin 1885, 86
Sampson, Thomas 1995
Samu, Joe 1969, 70
Sanders, Carl 1973, 74, 75
Sanders, Clarence 1972, 73, 74, 75
Sanders, Steve 1985, 86, 87, 88
Sarvis, Robert 1918, 19
Sauer, Bud 1940
Savage, Deron 1996, 97, 98
Sawyer, Jon 1984, 85
Scales, George 1905
Scallan, Paul 1915, 16
Scarborough, Shannon 1993, 94, 95, 96
Schaffer, JK 2008, 09, 10, 11
Schaeffer, George 1893
Schaeffer, Langdon 1909
Schaps, Frank 1936
Schayer, Isadore 1900
Schebor, Charles 1949, 50
Scheithe, Don 1996, 97, 98
Schell, Mick 1987, 88, 89, 90
Schellinger, Amos 1974, 75
Schierloh, Fred 1920, 21
Schipani, Jeff 1987, 88
Schira, Tim 1978, 79, 80, 81
Schlicher, Jeremy 2003, 04
Schloemer, Kevin 2012, 13
Schmidt, Gus 1960, 61
Schmidt, Jack 1952
Schmidt, Jim 1979, 80

Schmitt, Mike 1969, 70, 71
Schneider, Anton 1913, 14, 15
Schneider, Hal 1945
Schneider, Hank 1942, 46
Schneider, Mike 1979
Schnurrenberger, Don 1950, 53, 54
Schoettmer, Don 1951, 52
Schott, John 1926, 27, 28
Schroetter, Alfred 1907
Schroetter, Edwin Odys 1904
Schuler, Ken 1969
Schultz, Steve 1976, 77, 78, 79
Schuster, George 1949
Schutte, Paul 1972
Schutte, R.E. 1928
Schwab, Richard 1932
Schwarburg, Al 1939
Schwarburg, William 1933, 34, 35, 36
Schwarz, Jim 1971
Schweitzer, Steve 1965, 66
Schwemlein, Wilbur 1936
Schwing, Brad 1993
Scott, James 1993, 94, 95, 96
Selfridge, Tom 1966, 67, 68
Sellers, Don 1993
Sellers, Dan 1983, 84, 85, 86
Seltz, Sam 1918, 19, 20
Seomin, Dick 1955, 56, 57
Sexton, Tony 1968, 69, 70
Shadd, Roland 1959, 60
Shafer, Walter 1904, 05, 06
Shalosky, Bill 1950, 51, 52
Shank, Charles 1940, 41
Shank, Jon 1963
Shannon, Ronnie 1988, 89, 90, 91
Shaut, Frank 1961, 62, 63
Shaw, Joe 1963
Shearrow, John 1950
Sheehan, Bob 1962, 63, 64
Sheffield, Art 1987, 88
Shelby, Harry 1937, 38
Shepherd, Bryan 1989
Shepherd, Dan 1974, 75
Sherrod, Andre 1989, 90, 91
Shibinski, Norb 1950, 51
Shneyderov, Josh 2000, 01, 02, 03
Shoemaker, Curt 2007
Shoemaker, Mike 1972
Short, Keith 1990
Shorter, Adam 2001, 02, 03, 04
Shorts, Floyd 1948
Shuff, Charles 1961
Shuler, Elijah 2012
Shundich, Nick 1949, 50, 51
Shyrock, Charles 1917, 18
Sidinger, Clarence 1928, 29, 30
Sidinger, Edward 1930, 31
Siebert, Fred 1938
Simko, Rudy 1959, 60, 61
Simon, J.P. 2005
Simmons, Lonnie 2004
Simmons, Rufus 1960, 61, 62
Simmons, Simeon 1978
Simons, Rick 1992, 93, 94
Simpson, Don 1994, 95, 96
Sims, Kelly 1988, 89, 90, 91
Single, Erv 1952, 53, 54
Single, Russell 1928
Sipple, Walter 1929, 30
Six, Dave 1960, 61
Skinner, Calvin 1903
Skorich, Nicholas 1940, 41, 42
Slater, Baker 1945
Slaughter, Thomas 1931, 32

Slusarz, Al 1976, 78, 79
Small, David 1991, 92, 93
Smedley, Clement 1900
Smedley, John 1963, 64, 65
Smikle, Tony 1997, 98, 99, 00
Smith, Aaron 1998
Smith, Chester 1931, 32, 33
Smith, Corey 2005, 06, 07, 08
Smith, Craig 1970, 71, 72
Smith, Craig 1978
Smith, DeAngelo 2006, 07, 08
Smith, Dennis 1963, 64, 65
Smith, E. Starbuck 1894, 95
Smith, Freddie 1994
Smith, Freddy 1997, 98, 99, 00
Smith, George 1932, 33, 34, 35
Smith, Hollis, 1987
Smith, Julius H. 1973
Smith, Landon 1996, 97
Smith, Louis C. 1893
Smith, M.E. 1927, 28
Smith, Mike 1975, 76
Smith, Movie 1963, 64
Smith, Orin Gould 1887, 88
Smith, Orlando 1995, 97, 98
Smith, Scott 1991, 92
Smith, Stanley 1896, 97
Smith, Steve 1995, 96
Smith, Tom 1957, 58
Smith, W.E. 1932
Smollen, John 1941, 46
Smoot, R.C. 1982
Smyth, Bill 1942, 46
Smythe, 1905
Snyder, Jack 1952, 53, 54
Sobolewski, Tom 1963, 64, 65
Sparks, Evan 2005, 06, 07
Spencer, Charles 2000
Sprague, Dan 2012
St. Clair, Pete 1948, 49, 50
Stack, Robert 1918, 19
Stacklin, Duane 1980, 81, 82
Stafford, John 1932
Stanford, Mark 1981, 82
Stanforth, Bill 1965
Stanley, Lincoln 1909
Stansbery, Derek 2005
Stargel, Jason 1982, 83, 84, 85
Stargel, Will 1941, 42, 46
Starick, Sigfreid 1929, 30
Stark, Henry 1931, 32
Starks, Roger 1962
Starks, Royce 1963, 64
Starman, Frank 1967
Staub, Ralph 1949, 50, 51
Stautberg, Gerry 1948, 49
Staymen, Seymour 1948, 49
Steel, Brian 2006
Steffen, Heiner 1973, 74, 75
Steinberg, Harold 1939
Steinhauser, Bob 1963, 64
Stephens, Marc 1993
Stephens, Paul 1998
Stephens, Roger 1946, 47, 48
Stephenson, Tom 1950
Stepp, Jordan 2010, 11, 12, 13
Sternberg, Harold 1940, 41, 42
Stetson, John 1971, 72
Stewart, Andrew 1986, 87, 88
Stewart, Derrick 2006
Stewart, James 1902, 03
Stewart, John H. 1909, 10, 11, 12
Stewart, Sean 1992, 93, 94, 95
Stewart, Walter 2009, 10, 11, 12

Stickdorn, Clint 2001, 02, 03, 04
Stix, William 1893
Stofa, Jeff 1990, 91
Stojkovic, Mike 1985, 86, 87
Stone, Eric 1984
Stone, John 1898
Storm, Lowell 1947, 48, 49, 50
Stovall, Charles 1970, 71, 72
Stowers, Jack 1959
Stratton, Bob 1949, 50, 51
Straub, Frank 2004, 05, 06
Stroh, Hank 1960
Stroh, Kyle 1987, 88, 89, 90
Strong, Terry 1987, 88, 89, 90
Studenka, John 1967, 68
Stueve, Amos 1905, 06
Stueve, Thomas 1931
Sturkie, Jermaine 1994, 95, 96, 97
Sullivan, Ellis 1984
Swanda, Jim 1964
Sweeney, Jake 1941, 42
Sweeney, Walter 1949
Sweet, Albert 1992, 93
Swing, Phillip 1891
Switzer, Lamar 1958, 60
Swords, Terry 1981
Sykes, Carlton 1997, 98, 99
Sylvester, Vincent 1978, 79
Szabados, Tom 1985, 86, 87, 88

T

Tabor, Doug 1973, 75, 76
Tackett, Scott 1985, 86, 87, 88
Talcott, Harold 1916, 17, 18
Takavitz, Kyle 2001, 02, 03, 04
Tamaska, Randy 1974
Tartaglione, Vince 1970
Tate, Robert 1994, 95, 96
Tatum, Bill 1989
Taylor, Bob 1963, 64
Taylor, Elbert 1918, 20
Taylor, Jesse 1968, 69, 70
Taylor, Jim 1980
Taylor, Keith 1983
Taylor, Monte 2010, 11
Taylor, Reggie 1983, 84, 85, 86
Taylor, Rick 1970, 71, 72
Teismann, Kevin 1965, 66
Temple, Nick 2011, 12, 13
Temple, R.K. 1887
Tentman, Solomon 2011, 12, 13
Theisen, Paul 1950, 51, 52
Thier, John 1928
Thomas, Anthony 1999, 00, 01
Thomas, Bill 1981, 82, 83
Thomas, George Grove 1895
Thomas, Hannibal 2003, 04
Thomas, Isaac 1999, 00
Thomas, John M. 1895
Thomas, Jon 1983, 84
Thomas, Shane 1995
Thomasson, Pat 1989
Thompkins, Kenbrell 2011, 12
Thompson, Dave 1957
Thompson, George 1950, 51, 52
Thompson, Kirk 1999, 00, 01
Thornberry, Red 1925, 26, 27
Thornton, John 1988, 89, 90
Thrun, Roger 1967
Thrush, Jim 1959
Tidball, Dean 1984, 85
Tilden, Chauncey 1911, 12, 13
Timmons, Alfred 1940
Timmons, Michael 1980

ALL-TIME LETTERWINNERS

Tipton, Morris 1955, 56, 57
Tkatch, Ed 1959, 60, 61
Tkatch, Tom 1960, 61, 62
Tobik, Jack 1967, 68
Todd, Bob 1945
Tolbert, Cedric 2005, 06, 07, 08
Torrence, John 1918
Townsend, Joe 1945
Tracy, Jack 1949, 50, 51
Traul, Lee Earl 1900
Traul, Louis 1903
Traut, Ron 1986, 87, 88, 89
Trent, Jermaine 1995, 96
Trigg, Rob 2007, 08, 10, 11
Truitt, Ron 1975
Tucker, Gus 1976
Tucker, Neal 1976
Tuebner, Robert 1936, 37, 38
Tupuola, Matt 2001, 02
Turner, Akanni 2001
Turner, Clem 1965, 66
Turner, Delmar 1995, 96
Turner, Irv 1952, 53, 54
Turner, Mike 1964, 65, 66
Tushar, John 1980, 82, 83
Tyson, Michael 2013

U

Uhl, Brian 1995, 96, 97, 98
Ullum, Vern 1940, 41, 42
Ulysee, Jerry 1995, 96
Underwood, Brandon 2008
Uphoff, Don 1945, 46, 48

V

Vabic, Frank 1961
Vafides, Henry 1968
Valentiner, Clark 1924, 25
Vample, Charlie 2005
Vanatsky, Jim 1988
Van Buren, Jack 1959, 60
Van Buren, Ken 1962
VanMatre, Harold 1898, 99, 00
Vanatsky, Jim 1988
Vann, Booker 2002, 03
Vann, LaDaris 1999, 00, 01, 02
Vater, Tom 1966
Vaupel, Matt 1991, 92, 93, 94
Velotta, Bill 1974
Venable, William 1890
Vete, Dan 1977, 78, 79
Vibberts, Eric 1993, 94, 95
Vickers, Jim 1969
Vilkowski, John 1946, 47, 48
Viltro, John 1973, 74, 75
Viramontes, Esaul 1995, 96
Virgin, Ray 1939, 40, 41
Vitovitz, David 1996, 98
Vodika, Dave 1972
Vogelgesang, Bruce 1961, 62, 63
Volland, Chad 1989
Vordem Esche, Chad 1998, 99, 00
Voshell, Ken 1970

W

Wagner, Tom 1959
Wainwright, Robert 1940, 41
Waldman, Frederick 1927, 28, 29
Walker, Jeff 1983, 85
Walker, Paul 1966
Walker, Tim 1999, 00, 01
Walz, Roger 1963
Ward, Fred 1996, 97
Ward, Kevin 1994, 95, 97, 98

Ware, Jerrold 1985, 86
Warhop, George 1981, 82
Warner, Dave 1984
Warner, Doug 1964, 65
Warren, Rod 1969
Warren, Vernon 1980
Washington, Shaq 2013
Watkins, William 1918
Waugh, Marcus 2006, 07, 08, 09
Way, Fred 1977
Weaver, Fred 1891
Weber Jerry 1963
Webster, Aaron 2006, 07, 08, 09
Webster, Matt 2003, 05
Weiner, Tom 1966
Weingart, Ken 1969, 70, 71
Weinheimer, Andy 1998, 99, 00
Weiss, Andrew 1930
Welch, Austin 1977
Welch, Bob 1963, 64, 65
Welch, Merle 1937
Weld, Herbert 1887
Weng, Chris 1993
Wenzel, A.W. 1915, 16, 17, 19
Wess, David 2005, 07
West, Chad 2013
West, Jeff 1973, 74
West, Lou 1974, 75, 76
Westfall, Bill 1970
Whelan, John 1969
Whelan, Terry 1959
Whipple, Don 1955, 56
White, David 1985
White, Jody 1992, 93, 94
White, Mike 1971, 72, 73
Whitehead, Jason 2007
Whitlow, Brian 1992
Wick, Rod 1974, 75, 77
Wieman, Harry 1902, 03
Wilber, Greg 1968, 69
Wilder, Howard 2013
Wiles, Mike 1975, 76, 77, 78
Wilging, Mike 1982, 83
Wilkens, Dwight 1974, 75
Williams, Alphonso 1982, 83
Williams, Anthony 2005, 06, 07
Williams, Bill 1956
Williams, Billy 1942, 45, 46
Williams, Chris 2009, 10, 11, 12
Williams, Corey 1987, 88, 91
Williams, Curtiss 1975, 76, 77
Williams, Darrin 2009, 10
Williams, Hosey 2013
Williams, John 2012
Williams, Kameron, 1989, 90
Williams, Merle 1931, 32, 33
Williams, Ralph 1979, 80
Williams, Robert 1984, 86, 87
Williams, S. Curtis 1900, 01, 02, 03
Williams, Tommy 1984
Williams, Walter 1907, 08, 09
Willis, Chris 1993
Willis, Kirk 2012, 13
Willson, Earl 1968, 69, 70
Wilson, Claude 1939
Wilson, Daniel 1890
Wilson, Greg 1976
Wilson, J.J. 2001
Wilson, Jermaine 2001, 02, 03, 04
Wilson, Russell 1905, 06
Windt, Mike 2007, 08, 09
Winn, George 2008, 10, 11, 12
Wise, Jonah 1902
Witucki, Jay 1952

Witty, Adrian 2011, 12, 13
Wize, Nathan 1998, 99, 00, 01
Woitovich, Steve 1957
Wolf, Ed 1959, 60
Wolf, Ken 1952
Wolford, Al 1966
Wolfson, Erwin 1923
Wolfe, Derek 2008, 09, 10, 11
Wolke, Joe 2002
Woodard, Orion 2008, 09, 10, 11
Woodrough, Louis 1902
Woodruff, Dennis 1963, 64, 65
Woodruff, Tim 1966
Woods, D.J. 2008, 09, 10, 11
Woods, Karl 1977, 78, 79, 80
Woods, Mike 1975, 76, 77
Woodside, Ray 1990, 91, 92, 93
Worcester, Harold 1902
Workman, Homer 1945
Wortman, Dan 1999, 00, 01
Wortman, Vince 1987, 88
Wrampelmeier, Fred 1985, 86
Wright, Bob 1974, 76, 78
Wright, Dave 1964
Wright, Hank 1979, 80
Wright, Mike 2003, 04
Wright, Nat 1985, 86
Wright, William J. 1897, 98
Wulfbeck, Adam 1998, 99, 00, 01
Wunder, Steve 1972, 73
Wyatt, John 1932, 33
Wynn, Tim 1975
Wynne, Ken 1999, 00, 01

Y

Yakovac, Joel 2002, 03, 05
Yeager, Fred 1933, 34, 35, 36
Yeagle, Steve 1948, 49
Yelton, Paul 1950, 51, 52
Yingling, Brandon 2008
Yli Renko, Kari 1978, 79, 80, 81
Yost, Jim 1978
Young, Curtis 2008, 09

Z

Zajicek, Don 1952, 53
Zange, Max 1908, 09, 10, 11
Zelei, Russ 1989, 90
Zelinski, Bernie 1940, 41
Ziegler, John 1976
Zimmerman, Richard 1932
Zimn, Joe 1960
Zwitt, Jonny 2002, 03, 05

2014 UNIVERSITY OF CINCINNATI FOOTBALL

NFL DRAFT SELECTIONS

DRAFT	ROUND	NO.	PLAYER	TEAM	POS	DRAFT	ROUND	NO.	PLAYER	TEAM	POS
2013	3	61	Travis Kelce	Kansas City Chiefs	TE	1969	1	5	Greg Cook	Cincinnati Bengals	QB
2012	2	36	Derek Wolfe	Denver Broncos	DL	1969	12	287	Lloyd Pate	Buffalo Bills	RB
2012	2	50	Isaiah Pead	St. Louis Rams	RB	1967	5	132	Jay Bachman	Green Bay Packers	OL
2012	3	87	John Hughes	Cleveland Browns	DL	1965	3	35	Al Nelson	Philadelphia Eagles	RB
2012	4	126	Adrien Robinson	New York Giants	TE	1965	7	89	Brig Owens	Dallas Cowboys	DB
2011	6	191	Jason Kelce	Philadelphia Eagles	OL	1965	12	168	Ted Rodosovich	Baltimore Colts	OL
2010	4	99	Mardy Gilyard	St. Louis Rams	WR	1964	6	82	Jim Curry	Dallas Cowboys	E
2010	6	204	Tony Pike	Carolina Panthers	QB	1962	7	97	Ken Byers	New York Giants	T
2010	7	238	Ricardo Mathews	Indianapolis Colts	DL	1961	2	26	Ron Kostelnik	Green Bay Packers	G
2009	2	46	Connor Barwin	Houston Texans	DL	1960	3	36	Jim Leo	New York Giants	DE
2009	5	142	Kevin Huber	Cincinnati Bengals	P	1960	6	61	Jack Lee	St. Louis Cardinals	QB
2009	5	143	DeAngelo Smtih	Dallas Cowboys	DB	1960	6	68	Ed Kovac	Chicago Bears	HB
2009	6	286	Brandon Underwood	Green Bay Packers	DB	1960	9	99	Max Messner	Detroit Lions	T
2009	7	227	Mike Mickens	Dallas Cowboys	DB	1960	16	183	Steve Rasso	Detroit Lions	B
2009	7	254	Trevor Canfield	Arizona Cardinals	OL	1959	3	34	Joe Morrison	New York Giants	HB
2008	6	206	Haruki Nakamura	Baltimore Ravens	DB	1959	9	99	Gene Johnson	Philadelphia Eagles	DB
2008	7	244	Angelo Craig	Cincinnati Bengals	DL	1958	13	157	Barry Maroney	Detroit Lions	B
2007	4	110	John Bowie	Oakland Raiders	DB	1957	22	265	Jim Niemann	New York Giants	B
2007	5	162	Brent Celek	Philadelphia Eagles	TE	1956	22	257	Joe Miller	Philadelphia Eagles	B
2005	5	146	Trent Cole	Philadelphia Eagles	DL	1955	10	114	Terry Boyle	Pittsburgh Steelers	T
2005	5	173	Tyjuan Hagler	Indianapolis Colts	LB	1955	12	144	Dick Goist	Detroit Lions	B
2005	7	215	Daven Holly	San Francisco 49ers	DB	1955	28	331	Jim Hoffman	Los Angeles Rams	B
2003	3	67	Antwan Peek	Houston Texans	DL	1955	29	343	Bob Howe	Los Angeles Rams	B
2003	5	159	Jon Olinger	Atlanta Falcons	WR	1954	12	139	Don Fritz	Pittsburgh Steelers	E
2003	7	220	Blue Adams	Detroit Lions	DB	1954	20	238	Bob Dougherty	Los Angeles Rams	B
2002	7	212	LaVar Glover	Pittsburgh Steelers	DB	1953	5	52	Bill Shalosky	Chicago Cardinals	G
2001	6	186	Mario Monds	Washington Redskins	DT	1953	11	122	Gene Rossi	Baltimore Colts	B
1999	6	204	Chad Plummer	Denver Broncos	WR	1953	13	156	Andy Matto	Los Angeles Rams	T
1998	2	43	Artrell Hawkins	Cincinnati Bengals	DB	1953	27	317	Jack Delaney	Pittsburgh Steelers	B
1998	3	79	Brad Jackson	Miami Dolphins	LB	1952	12	139	Frank Middendorf	Washington Redskins	C
1998	4	111	Jason Fabini	New York Jets	OL	1950	20	249	Sheldon Dunlap	Baltimore Colts	G
1998	6	181	Derrick Ransom	Kansas City Chiefs	DL	1950	30	379	Tom Blake	Baltimore Colts	G
1998	7	237	Rodrick Monroe	Dallas Cowboys	TE	1948	9	70	Mike Graham	Los Angeles Rams	B
1997	5	136	Sam Garnes	New York Giants	DB	1947	6	42	Roger Stephens	Chicago Bears	B
1997	6	183	Robert Tate	Minnesota Vikings	WR	1947	7	53	Bill Smyth	Los Angeles Rams	T
1994	4	119	Mike Davis	Houston Oilers	DB	1947	17	149	Elbie Nickel	Pittsburgh Steelers	E
1994	6	183	Jocelyn Borgella	Detroit Lions	DB	1947	25	232	Fred Redeker	Green Bay Packers	B
1993	4	165	Ronnie Dixon	New Orleans Saints	DL	1947	29	272	Dick Lagenbeck	Philadelphia Eagles	T
1989	6	107	Andrew Stewart	Cleveland Browns	DL	1946	25	234	Allen Richards	Chicago Bears	B
1988	11	281	Danny McCoin	Cincinnati Bengals	QB	1944	5	34	Vern Ullom	Brooklyn Tigers	E
1987	2	42	Alex Gordon	New York Jets	LB	1943	17	157	Nick Skorich	Pittsburgh Steelers	G
1987	11	280	Reggie Taylor	Cincinnati Bengals	RB	1940	19	177	John Popov	Chicago Bears	B
1982	8	222	Karl Yli-Renko	Cincinnati Bengals	OL						
1982	12	318	Hobson Milner	Minnesota Vikings	RB						
1980	6	155	Farley Bell	Washington Redskins	LB						
1979	11	286	Bob Wright	Chicago Bears	T						
1978	2	52	Mike Wright	Baltimore Colts	LB						
1978	10	260	Mike Connell	San Francisco 49ers	P						
1978	10	264	Charles Price	San Diego Chargers	TE						
1977	6	161	Keith Jenkins	Atlanta Falcons	DB						
1977	11	296	Lou West	Pittsburgh Steelers	DB						
1976	6	179	Tom Marvaso	Washington Redskins	DB						
1976	9	265	Wentford Gaines	Pittsburgh Steelers	DB						
1976	14	378	Ed Jones	San Diego Chargers	OL						
1976	17	463	Clarence Sanders	San Diego Chargers	LB						
1975	5	122	Jeff West	Cincinnati Bengals	TE/P						
1975	12	304	Chuck Bland	Dallas Cowboys	DB						
1974	3	73	Evan Jolitz	Cincinnati Bengals	LB						
1974	8	185	Tom Forrest	San Diego Chargers	OL						
1974	9	215	Reggie Harrison	St. Louis Cardinals	RB						
1974	17	434	Sal Casola	Buffalo Bills	K						
1971	1	21	Bob Bell	Detroit Lions	DL						
1971	10	244	Jesse Taylor	Washington Redskins	RB						
1970	3	70	Jim O'Brien	Baltimore Colts	WR/K						

BEARCATS IN THE NFL

The following is a list of Cincinnati Bearcats that have played in the NFL, a similar league that preceded, or co-existed with the NFL. A player must have served on the roster with a respective team to be listed.

PLAYER (GRADUATED) NFL TEAM

Blue Adams (2002) DET, JAX, TB, CIN
 Bill Bailey (1965) BUF, CIN
 Danny Barrett (1982) CAL, TOR, BC (CFL)
 Jay Bachman (1966) DEN
 Connor Barwin (2008) HOU, PHI
 Bob Bell (1970) DET, STL
 Farley Bell (1979) NE, WASH (USFL)
 Armon Binns (2010) CIN, JAX, MIA
 Tom Blake (1949) NY Bulldogs, BAL
 Troy Bodine (1984) OTT (CFL)
 Maalik Bomar (2012) JAX, MON (CFL)
 Vaughn Booker (1991) KC, GB, CIN
 Jocelyn Borgella (1993) DET
 John Bowie (2006) OAK
 Ken Byers (1961) NYG, MIN
 Trevor Canfield (2008) NYJ
 Vince Carreker (1985) CLE
 Toney Catchings (1986) CIN
 Brent Celek (2006) PHI
 Antonio Chatman (2000) GB, CIN
 Trent Cole (2004) PHI
 Zach Collaros (2011) TOR (CFL), HAM (CFL)
 Mike Connell (1977) WASH, SF
 Greg Cook (1968) CIN
 Jamie Crysedale (1992) CAL (CFL)
 Alex Daniels (2009) OAK, DAL
 Mike Davis (1993) HOU, CLE
 Ed Denk (1958) BOS
 Mike Derks (1984) HAM (CFL)
 Nate Dingle (1993) BAL, LA Rams
 Ronnie Dixon (1992) NO, PHI, NYJ
 Bob Dougherty (1951) LA Rams, PITT, OAK
 Jamar Enzor (2004) NYJ
 Troy Evans (2000) HOU, NO
 Jason Fabini (1997) NYJ, DAL, WASH
 Bill Feldhaus (1935) DET
 Tom Forrest (1973) CHI
 Deno Foster (1984) OTT (CFL)
 Randy Fournier (1980) CAL, HAM, BC (CFL)
 Andre Frazier (2004) PITT, CIN
 Wentford Gaines (1975) CHI
 Sam Garnes (1996) NYG, NYJ
 Antonio Gibson (1982) PHI, BAL (USFL), NO
 Mardy Gilyard (2008) PHI, NYJ, KC
 Dan Giordano (2012) ARI
 LaVar Glover (2000) CIN
 Don Goodman (1983) STL
 Darryl Goosby (1982) DEN (USFL)
 Alex Gordon (1986) NYJ, LA Raiders, CIN
 Ben Guidugli (2010) STL
 Tyjuan Hagler (2004) IND
 Reggie Harrison (1973) PITT
 Allen Harvin (1982) PHI, BAL (USFL), WASH
 Artrell Hawkins (1997) CIN, CAR, NYJ, NE
 Vidal Hazelton (2010) CIN, SD, TEN, NYJ
 Chris Hewitt (1996) CIN
 Daven Holly (2004) CHI, CLE
 Sean Hooley (2012) STL
 Kevin Huber (2008) CIN
 John Hughes (2011) CLE
 Mike Hurst (1982) WASH (USFL)
 Jasen Isom (1998) SF
 Brad Jackson (1997) BAL, CAR
 George Jamison (1983) BAL (USFL), DET, KC



JOE MORRISON

Mel Jenkins (1983) CAL (CFL), SEA, DET
 Al Johnson (1971) HOU
 Gene Johnson (1958) NYG, PHI
 Evan Jolitz (1973) CIN
 Rich Karlis (1980) DEN, MIN, DET
 Jason Kelce (2010) PHI
 Travis Kelce (2012) KC
 Ron Kostelnik (1960) GB
 Ed Kovak (1959) CHI
 Howie Kurnick (1979) CIN
 Anthony Ladd (1996) NE
 Greg Lathan (1986) OAK
 Jeff Linkenbach (2009) IND, KC
 Jack Lee (1959) KC, HOU, DEN
 Jim Leo (1959) NYG
 Freddie Logan (1982) MICH (USFL)
 Ryan Manalac (2008) BUF
 Tom Marvaso (1975) NYJ
 Ricardo Mathews (2009) IND, HOU
 Danny McCoin (1987) DET
 Max Messner (1959) DET, NYG, PITT
 Mike Mickens (2008) DAL, TB
 Mario Monds (2000) CIN, NYG
 Rodrick Monroe (1997) ATL, CLE
 Joe Morrison (1958) NYG
 Haruki Nakamura (2007) BAL, CAR
 Al Nelson (1964) PHI
 Elbie Nickel (1946) PITT
 Rob Niehoff (1986) CIN
 Ray Nolting (1935) CHI
 Zach Norton (2003) BAL
 Jim O'Brien (1969) BAL, DET
 Jon Olinger (2002) CAR
 Tom O'Malley (1949) GB, OTT (CFL)
 Brig Owens (1964) WASH
 Lloyd Pate (1968) BUF
 Isaiah Pead (2011) STL
 Antwan Peek (2002) HOU, CLE
 Roger Perdrux (1964) OTT (CFL)
 Tony Pike (2009) CAR
 Chad Plummer (1998) IND, CIN
 Phil Poirier (1989) CAL (CFL)
 Errol Prisby (1964) DEN
 Dan Raines (1977) CHI
 Derrick Ransom (1997) KC, ARI
 Adrien Robinson (2011) NYG
 Jacob Rogers (2010) NO, TB, NYG, CLE
 Gene Rossi (1952) CAL (CFL)

Clarence Sanders (1975) KC
 Jon Sawyer (1986) NE
 JK Schaffer (2011) JAX, CIN
 Dan Sellers (1986) TOR, BC (CFL)
 Nick Skorich (1942) PITT
 DeAngelo Smith (2008) CHI, CLE, DET, NYJ, BC (CFL)
 Bill Smythe (1946) LA, CLE
 Bob Stratton (1951) TOR (CFL)
 Andrew Stewart (1988) CLE, CIN
 Clint Stickdorn (2004) DET
 Jake Sweeney (1940) CHI
 Robert Tate (1996) MIN, BAL, ARI
 Reggie Taylor (1986) TB, BC (CFL)
 Monte Taylor (2011) PHI, DAL
 Kenbrell Thompkins (2012) NE
 John Thornton (1990) CLE
 Clem Turner (1966) CIN, DEN
 Brandon Underwood (2008) GB, OAK, DAL, TOR (CFL)
 Mike Windt (2009) SD
 George Winn (2012) NE, DET
 Jeff West (1974) SD, STL, SEA
 Derek Wolfe (2011) DEN
 Mike Woods (1977) BAL
 Mike Wright (2004) NE
 Kari Yli-Renko (1981) CHI, NJ, BAL (USFL), CAL (CFL)
 Curtis Young (2009) GB



MIKE WRIGHT

2014 UNIVERSITY OF CINCINNATI FOOTBALL

COACHING RECORDS

COACH	TENURE	SEASONS	GAMES	W	L	T	PCT.
No Coach	1885-93	9	29	13	12	4	.517
W. Durant Berry	1894-95	2	12	6	6	0	.500
Williams Reynolds	1896	1	8	4	3	1	.562
Tom Fennell	1897	1	11	9	1	1	.864
Frank Cavanaugh	1898	1	9	6	1	2	.777
Dan Reed	1899-00	2	15	8	7	1	.531
Henry Pratt	1901	1	4	1	4	1	.250
Anthony Chez	1902-03	2	17	5	10	2	.353
Amos Foster	1904-05	2	15	11	4	0	.733
William Foley	1906	1	9	0	7	2	.111
Ralph Inott	1908	1	6	1	4	1	.250
Robert Burch	1909-11	3	26	16	8	2	.654
Lowell Dana	1912-13	2	17	8	7	2	.529
George Little	1914-15	2	18	10	8	0	.556
Ion Cortright	1916	1	9	0	8	1	.056
Frank Marty	1917	1	6	0	6	0	.000
Boyd Chambers	1918-21	4	30	12	15	3	.450
George McLaren	1922-26	5	45	16	26	3	.389
George Babcock	1927-30	4	36	12	21	3	.375
Dana King	1931-34	4	36	25	10	1	.708
Russ Cohen	1935-37	2.5	22	8	11	3	.432
Wade Woodworth	1937	0.5	6	0	6	0	.000

MOST VICTORIES

Rick Minter (1994-2003)	53
Sid Gillman (1949-54)	50
Brian Kelly (2007-09)	34
Chuck Studley (1961-66)	27
George Blackburn (1955-60)	25

HIGHEST WINNING PERCENTAGE

Tom Fennell (1897)	.864
Brian Kelly (2007-09)	.850
Sid Gillman (1949-54)	.789
Frank Cavanaugh (1898)	.777
Amos Foster (1904-05)	.733

MOST GAMES COACHED

Rick Minter (1994-2003)	117
Sid Gillman (1949-54)	64
Chuck Studley (1961-66)	60
George Blackburn (1955-60)	58
Dave Currey (1984-88)/Tim Murphy (1989-93)	55

ALL-TIME CAPTAINS

1885..... Arch Carson	1924..... Tony McAndrews	1965..... Dick Fugere Nate Dingle, Lance Harp
1886..... Arch Carson	1925..... John Pease	1966..... Jay Bachman, John Parker	1994..... Ernest Allen, Reggie Hudson
1887..... Henry Bettmann	1926..... Tiny Herman	1967..... Tony Jackson, Jerry Mislik Matt Vaupel
1888..... Arch Carson	1927..... Joseph Filger	1968..... Greg Cook, Milt Balkum	1995..... Muhammed El-Mubarak
1889..... Arch Carson	1928..... John Schott	1969..... Bob Merkich, Jim Nelson Darrell Harding, Jamie Lemire, Eric Vibberts
1890..... Henry Bettmann	1929..... Frank Dost	1970..... Bob Bell, Mark Mercurio, Earl Wilson	1996..... Sam Barnes, Chris Hewitt
1891..... Clyde Johnson	1930..... Art Hallett	1971..... Albert Johnson, Ken Weingart, Rob Robinson, Robert Tate
1892..... James Robinson, Dan Laurence	1931..... Cliff Goldmeyer Craig Heneveld, Ron Bryant	1997..... Phillip Curry, Jason Fabini,
1893..... Dan Laurence, Russell Reeder	1932..... Bill Gilliland	1972..... Billy Hunter John Kobalka, Derrick Ransom
1894..... W. Durant Berry	1933..... Merle Williams	1973..... Evan Jolitz	1998..... Hassan Champion, Percy Evans
1895..... Randolph Matthews	1934..... George Smith	1974..... Tom Rose, Tom Marvaso Tinker Keck, Chad Plummer, Brian Uhl
1896..... Lyman Eaton	1935..... Ray Nolting	1975..... Jay Bonds, Paul Hunter Kevin Ward
1897..... William Bass	1936..... Linus Haby	1976..... Mike Woods, Howie Kurnick	1999..... Ken Biggs, Robert Cooper,
1898..... Albert Morrill	1937..... Wade "Red" Woodworth	1977..... Gardner Cobb, Howie Kurnick Eddie Johnson, Tinker Keck, Doug Rosfeld
1899..... Howard Nieman	1938..... Harry Shelby Napoleon Outlaw, Dan Rains, Mike Woods	2000..... Troy Evans, Eddie Johnson
1900..... Burt Charles	1939..... Orville Kelchner	1978..... Dwayne Berry, Jim Daley Deontey Kenner, Doug Rosfeld
1901..... Adolph Fennell	1940..... Otto Oppenheimer Howie Kurnick, Mike Rock	2001..... Lewis Carter, Kirt Doolin, Josh Gardner,
1902..... Harry Box	1941..... Ray Virgin	1979..... Farley Bell, Ed Kloboves LaVar Glover, Kirk Thompson
1903..... Harry Wieman	1942..... Nick Skorich Mike Rogers, Dan Vete	2002..... Blue Adams, Derrick Adams
1904..... Alfred McCray	1945..... None	1980..... Scott Heineman, Karl Woods Kirt Doolin, Willis Edwards, Josh Gardner
1905..... William Foley	1946..... Elbie Nickel	1981..... James Bettis, Mike Brookins Tye Keith
1906..... Edward Adams	1947..... Al Sabato, Dick Langenbeck Mike Gates, Tim Schira, Kari Yli-Renko	2003..... Andre Frazier, Tedric Harwell
1907..... W. Peaslee	1948..... Roger Stephens	1982..... Danny Barrett, Mike Gates A.J. Lucius, Zach Norton, Kyle Takavitz
1908..... Robert Marx	1949..... Thurman Owens Antonio Gibson, Joe Olding, George Warhop	2004..... Andre Frazier, Gino Guidugli
1909..... Ernest DuBray	1950..... Pete St. Clair	1983..... Gene Beck, Bill Booze, Don Goodman, Daven Holly, Kyle Takavitz
1910..... Walter Heuck	1951..... Ralph Staub, Nick Shundrich George Jamison, Linwood Marshall	2005..... Brent Celek, Steve Eastlake
1911..... Walter Heuck	1952..... Glenn Sample	1984..... Troy Bodine, Tom Egenoff Adam Roberts, Derick Ross
1912..... Robert Heuck	1953..... Don Fritz, Dom Del Bene	1985..... Nick Frankos, Reggie Taylor	2006..... Brent Celek, Dominic Ross
1913..... Clement Fenker	1954..... Dick Goist	1986..... Alex Gordon, Rob Niehoff	2007..... Digger Bujnoch, Haruki Nakamura
1914..... L.K. Baehr	1955..... Joe Miller Reggie Taylor	2008..... Dustin Grutza, DeAngelo Smith
1915..... Roy Palmer	1956..... Jack Gordon	1987..... Bob Leshnak, John Lewis	2009..... Tony Pike, Aaron Webster
1916..... Harold Altamer	1957..... Dick Seomin, Ron Couch Danny McCoin	2010..... John Goebel, Collin McCafferty
1917..... Harold Talcott	1958..... Bob Del Rosa	1988..... Chris Asbeck, Bill Davis, Daryl Huber	2011..... Zach Collaros, JK Schaffer
1918..... Charles Shyrock	1959..... Jim Leo	1989..... Jack Brusciannelli	2012..... Cameron Cheatham, Dan Giordano
1919..... Bob Stack	1960..... Howard Converse	1990..... John Arena, Kyle Stroh Travis Kelce, Walter Stewart
1920..... Dan Fries	1961..... Ken Byers, Don Ross	1991..... John Arena, Johnathan Cockrell	2013..... Greg Blair, Austen Bujnoch
1921..... Frank Crolley	1962..... Rufus Simmons, Phil Goldner	1991..... Kelly Sims Brendon Kay, Jordan Stepp
1922..... Mike Palmer	1963..... Darrell Cauley	1992..... Kris Bjorson, Ronnie Dixon	
1923..... Red Prather	1964..... Brig Owens, Jerry Momper	1993..... Jocelyn Borgella, Jason Coppess	

ALL-TIME ASSISTANT COACHES

COACH	YEARS	COACH	YEARS	COACH	YEARS
Jahmile Addae	2010	Ted Gill	2003-06	Joker Phillips	1997-98
Dick Anderson	1961-62	Keith Gilmore	2007-08	Sam Pittman	1996
Dave Ash	1963	Cary Godette	1983-88	Robert Prunty	2013-
Mike Bajakian	2010-12	Mike Gottfried	1975-76	Jeff Quinn	2007-09
Bill Baldridge	1981-82	Don Grammer	1958-60	Dan Radakovich	1969
Dave Baldwin	2001	Eddie Gran	1992-93; 2013-	Dave Ritchie	1969-72; 1987-88
Tim Banks	2010-11	Lorenzo Guess	2009	Dana Roach	1986
Harlon Barnett	2004-06	Lynn Hailstock	1983	Tracy Rocker	2002
Leeman Bennett	1967-68	Jack Hanlon	1954-55	Tom Roggeman	1993-94
Dana Bible	1978-80; 1994	John Harbaugh	1989-96	Blake Rolan	2013-
Mike Biscotti	1988	Lee Haslinger	1956-58	Jerry Rosburg	1992-95
George Blackburn	1949-53	Owen Hauck	1967	Tim Rose	1995
Ron Blackledge	1970-72	Ralph Hawkins	1968	Robin Ross	1984-85
Reyman Bonar	1947-48	Tyson Helton	2013	Tom Rossley	1977
Jay Bonds	1981-82	Andy Hendel	2001	Dan Roushar	2005-06
George Boutselis	1967-68	Harry Hiestand	1989-93	Rex Ryan	1996-97
Mark Bradley	1983	Darren Hiller	2013-	Glenn Sample	1956-60
D.J. Brown	1979-80	Darin Hinshaw	2013-	Mike Scarry	1956-62
Carl Brumbaugh	1947	Tim Hinton	2004-09	Bill Schmitz	1982-83
Bob Burns	1973	Van Hollaway	1981-83	Bill Schwarberg	1947-55
Rusty Burns	1989-91; 2002-03	Dick Hopkins	1983	Greg Seaman	1995-98
Ray Callahan	1967-68	Greg Hudson	1997-2000	Stacy Searels	2001-02
Mike Cassity	1994	Hank Hughes	1993, 2013-	Dick Selcer	1965-66
Rick Christie	1982	William Inge	2008-09	Bill Shalosky	1955-59
A.J. Christoff	2001-02	Bruce Ivory	1984-93	Steve Shankweiler	2003
Rich Christophel	1983	John Jancek	2010-12	Bob Shaw	1973-76
Frank Claire	1955	Dave Johnson	2011-12	Gary Shephard	1983
Mike Clark	1986-87	Amos Jones	1999-2002	Bill Sheridan	1989-91
Steven Clinkscale	2013-	Ernest Jones	2007	Karl Singer	1973-76
Charles Coe	1977-78	Mike Jones	1981	Bill Singler	1984-85
Johnnie Cole	1995	Wayne Jones	1973-76	George Smith	1948
L.C. Cole	1994-95	Greg Karpinski	1994-98	Rick Smith	1999-00
Tony Cole	1979	Art Kaufman	2013	Mike Solari	1981-82
Sam Congie	1969	Jim Kelly	1960-76	Mark Staten	2004-06
Kerry Coombs	2007-2011	Stan Klimczak	1951-52	Ralph Staub	1964-68
Ron Corradini	1984	Mike Kolakowski	2003	Charles Stobart	1966
Mark Criner	2002-03	Jeff Koonz	2014	Lowell Storm	1953-54
Scott Criner	1986-88	Don Lawrence	1966	Steve Stripling	2010-12
Ted Daisher	1989-92	Tommie Liggins	1981-82	Fred Tate	2013
Kim Dameron	1996-98	Kyle Lingerfelt	1995	Larry Tischler	1977-80
Joe Daniels	1997-2000	John Lovette	1989-92	Mike Tomlin	1999-00
Dino Dawson	2002-03	Dick Mack	1978-80	Don Treadwell	1994; 2004-06
Tony DeBiasse	1985-87	Joe Madro	1949-54	Joe Tresey	2007-08
Jack Delaney	1954-63	Don Mahoney	2010-12	Mike Tressel	2004-06
Bob Diaco	2009	Roy Manning	2012	Jeff Uhlenhake	2004
Mike Dickens	1982	Greg Mantooth	1983	Bob Valesente	1975-76
Paul Dietzel	1949-50	Don Martindale	1997-98	Craig Ver Steeg	1990-93
Tyrone Dixon	2000-01	Skip Mathieson	1977	Tim Viox	1986-88
Jack Donaldson	1984-87	Ken Matous	1989	Tom Walsh	1981
Phil Dorn	2002-03	Stan McGarvey	1981-82	Dave Warner	2006
Mark Duffner	1977-80	Charles McMillan	2001	T.J. Weist	2010-12
Dave Dunkelberger	1969-72	Dick MacPherson	1961-65	Lou West	1988-93
Paul Dunn	1994-95	Bob Miller	1959-62	John Wiethe	1947-48
Hal Dyer	1973-74	Paul Misali	1964-65	Mike Wiles	1988
Jerry Eisaman	1969-71	Charley Molnar	2007-09	Brian Williams	1996
Mark Elder	2010-12	John Montgomery	1996	Keith Willis	1999-00
Charles Ellis	1955-57	Shannon Morrison	2012	Bob Wolf	1982
Mike Elston	2007-09	Pat Narduzzi	2004-06	Bob Wylie	1996
Dan Enos	2004-05	Don Nehlen	1963	Tony Yellovich	1974-76
Jack Faulkner	1950-54	Dave Nickel	1984-88	Ed Youngs	1984-86
Foge Fazio	1973-76	Marc Nudelberg	2014-1	Larry Zierlein	1997-00
Jeff Filkovski	1998-03	Phil Owen	1969	Dave Zimmerman	1977-80
Jimbo Fisher	1999	Rod Paige	1969-70	Ron Zook	1981-82
Dino Folino	1977-80	Jim Parker	1971-72	William Zwaan	1980
Greg Forest	2007-09	John Parker	1977-80		
John Fricke	1971-72	Joe Perella	1972		
O'Neill Gilbert	2001	Scott Pethtel	2003		

Full-time staff members since 1947.

2013 UNIVERSITY OF CINCINNATI FOOTBALL

BOWL HISTORY

1946	Bowl Sun	Opponent Virginia Tech	W/L W	Score 18-6	UC Coach Ray Nolting	Date 01/01/47	Site El Paso, Texas (Kidd Field)	<i>The Bearcats first-ever bowl game, earning an 18-6 victory over Virginia Tech in the 12th annual Sun Bowl ... Both teams struggled offensively in the first half, due largely in part to the three inches of snow that fell in El Paso the day before the game ... Game is still the coldest Sun Bowl on record ... UC outrushed the Gobblers, 369 to 34</i>
1949	Glass	Toledo	W	33-13	Sid Gillman	12/03/49	Toledo, Ohio (Glass Bowl)	<i>UC's second bowl game was the fifth annual Glass Bowl, played in Toledo, Ohio ... The Bearcats were on the board first with a safety by Jack Tracy ... UC's Bob Stratton had a pair of TDs on runs of 10- and 29 yards ... UC tallied 258 return yards to Toledo's 97.</i>
1950	Sun	West Texas A&M	L	14-13	Sid Gillman	01/01/51	El Paso, Texas (Kidd Field)	<i>West Texas A&M used a trick play on a fake punt to score the game-winning touchdown ... Faced with a fourth and long, punter Frank Wise moved under center, took the snap and lateraled to the right to quarterback Gene Mayfield ... Mayfield completed a pass to Cross at the UC 40 and Cross broke several tackles to finish the 62-yard touchdown pass.</i>
1997	Humanitarian	Utah State	W	35-19	Rick Minter	12/29/97	Boise, Idaho (Bronco Stadium)	<i>UC's appearance snapped a 47-year bowl drought ... Chad Plummer was voted the game's MVP ... He completed 5-of-10 passes for 61 yards and a TD while rushing 15 times for 53 yards and scoring another TD ... The Bearcats held a 265-76 advantage in rushing yards while holding the ball for more than 42 minutes.</i>
2000	Motor City	Marshall	L	25-14	Rick Minter	12/27/00	Pontiac, Mich. (Silverdome)	<i>Byron Leftwich threw for one TD and rushed for another to help Marshall rally for 16 second-half points to defeat Cincinnati, 25-14 ... UC used a pair of DeMarco McCleskey touchdown runs to build a 14-9 halftime lead ... The Cincinnati offense, which ran up 181 yards of total offense in the first half, struggled after intermission, failing to score on any of its six possessions.</i>
2001	Motor City	Toledo	L	23-16	Rick Minter	12/29/01	Pontiac, Mich. (Silverdome)	<i>Chester Taylor rushed for a bowl-record 190 yards, including a game-winning 24-yard touchdown with 3:23 left to lead Toledo to a 23-16 win over Cincinnati ... UT held UC to just 13 yards on the ground ... Gino Guidugli was 29-for-46 for 283 yards and a touchdown ... Tye Keith caught a bowl-record nine passes for 63 yards.</i>
2002	New Orleans	North Texas	L	24-19	Rick Minter	12/17/02	New Orleans, La. (Louisiana Superdome)	<i>Kevin Galbreath rushed for 130 yards and a touchdown to earn MVP honors as North Texas defeated Cincinnati, 24-19 ... DeMarco McCleskey rushed 23 times for 85 yards to set the UC season rushing record with 1,361 yards ... Jon Olinger's four catches for 107 yards raised his season total to 1,114 yards, breaking Jim O'Brien's 34-year old record of 1,107 receiving yards.</i>
2004	Fort Worth	Marshall	W	32-14	Mark Dantonio	12/23/04	Fort Worth, Texas (Amon G. Carter Stadium)	<i>LB Tyjuan Hagler blocked a punt one minute into the game, which was returned by Antwan Giddens for a touchdown ... Hagler forced a fumble to set up one of three Kevin Lovell field goals, recorded a sack and had a team-high seven tackles to earn a spot on Football News' all-bowl team.</i>
2006	International	Western Michigan	W	27-24	Brian Kelly	01/06/07	Toronto, Canada (Rogers Centre)	<i>UC's defense and steady special teams play--trademarks of the 2006 season--lifted UC to a 27-24 win in the inaugural International Bowl ... Kevin Lovell's 33-yard field goal with 6:11 remaining in the contest provided the winning points for UC ... Dominick Goodman had seven receptions for a 109 yards and two TDs, earning Most Outstanding Player honors.</i>
2007	PapaJohns.com	Southern Miss	W	31-21	Brian Kelly	12/22/07	Birmingham, Ala. (Legion Field)	<i>Ben Mauk passed for 334 yards and four touchdowns, earning MVP honors, becoming only the third UC signal called to pass for 3,000 yards in a season ... DeAngelo Smith intercepted three passes ... UC secured its second 10-win season and first since 1951, while virtually assuring a spot in the final rankings for the first time.</i>
2008	Orange	Virginia Tech	L	20-7	Brian Kelly	01/01/09	Miami Gardens, Fla. (Dolphin Stadium)	<i>The game marked UC's first appearance in a Bowl Championship Series game ... Darren Evans, the game's MVP, had 28 carries for 153 yards and a touchdown ... Virginia Tech's defense came up with four interceptions ... UC's Mardy Gilyard had 255 all-purpose yards and a touchdown ... The Bearcats' six-game winning streak was snapped.</i>
2009	Sugar	Florida	L	51-24	Jeff Quinn	01/01/10	New Orleans, La. (Louisiana Superdome)	<i>Tim Tebow threw for a career-high 482 yards and three TDs and ran for 51 yards and another TD ... Tebow's 533 yards of total offense were the most in BCS history ... Jeff Quinn served as the Bearcats interim head coach after Brian Kelly departed for Notre Dame earlier in the month ... The loss ended UC's perfect season ... Gators' head coach Urban Meyer is a UC alum.</i>
2011	Liberty	Vanderbilt	W	31-24	Butch Jones	12/31/11	Memphis, Tenn. (Liberty Bowl Memorial Stadium)	<i>Isaiah Pead ran for 149 yards and a touchdown, and Ralph David Abernathy IV's 90-yard kickoff return early in the fourth quarter put Cincinnati ahead to stay as the Bearcats edged Vanderbilt 31-24 ... Zach Collaros completed one of the more remarkable comebacks in college football, starting under center 47 days following surgery to correct a broken right ankle on Nov. 14. Collaros threw a touchdown pass and was 12 of 29 for 80 yards passing, moving around well.</i>
2012	Belk	Duke	W	48-34	Steve Stripling	12/27/12	Charlotte, N.C. (Bank of America Stadium)	<i>Brendon Kay threw an 83-yard touchdown pass to tight end Travis Kelce with 44 seconds to go, lifting the Bearcats to an improbable 48-34 win over the Blue Devils ... Kay set a Belk Bowl record with four TD passes and was named the game's MVP ... Nick Temple capped the wild finish with a 55-yard interception return with 14 seconds left.</i>
2013	Belk	North Carolina	L	39-17	Tommy Tuberville	12/28/13	Charlotte, N.C. (Bank of America Stadium)	<i>Cincinnati was looking to become the Belk Bowl's first back-to-back champion, but the North Carolina snatched an early 16-0 first quarter lead en route to a 39-17 win ... An injury plagued Bearcats' squad struggled to kick start the offense as last year's bowl MVP Brendon Kay was limited to just 181 passing yards and no touchdowns ... With a pair of all-conference lineman sidelined for the game, Kay was unable to settle into the pocket and was sacked a season-high five times.</i>

**2013 BELK BOWL**

North Carolina 39, Cincinnati 17
Dec. 28, 2013 • Charlotte, N.C.

The University of Cincinnati was looking to become the Belk Bowl's first back-to-back champion, but the University of North Carolina snatched an early 16-0 first quarter lead en route to a 39-17 triumph at Bank of America Stadium in Charlotte, N.C.

An injury plagued Bearcats' squad struggled to kick start the offense as last year's bowl MVP Brendon Kay was limited to just 181 passing yards and no touchdowns. With a pair of all-conference line-man sidelined for the game, Kay was unable to settle into the pocket and was sacked a season-high five times.

The start of the third quarter was rough but the Bearcats reached the end zone on a 15-yard touchdown run by Ralph David Abernathy, which was set up by a career long rush of 52 yards by Shaq Washington, but the Tar Heels answered to make it 36-10.

After that Washington scored on a 10-yard run to cut the lead to 36-17, Cincinnati forced a fumble on the ensuing kickoff and recovered at the Tar Heels 6. But the Tar Heels mounted a goal-line stand and Kay's pass on fourth-and-3 fell incomplete, thwarting any comeback attempt.

Washington finished the game with 103 all-purpose yards and one rushing touchdown.

Cincinnati	0	3	7	7	—	17
North Carolina	16	7	13	3	—	39

First Quarter: UNC - Morris 2-yard run (Moore kick), 5:40. UNC - Martin safety, 2:25. UNC - Logan 78-yard kickoff return (Moore kick), 2:12.

Second Quarter: UC - Milano 34-yard field goal, 14:17. UNC - Tabb 3-yard pass from Williams, 10:16.

Third Quarter: Switzer 86-yard punt return (Moore kick), 10:41. UC - Abernathy 15-yard run (Miliano kick). UNC - Morris 1-yard run (Moore kick), 3:32.

Fourth Quarter: UC - Washington 10-yard run (Miliano kick), 14:26. UNC - Moore 40-yard field goal, 2:52.

RUSHING: UC - Abernathy 13-67; Washington 4-67; Williams 10-46; Green 1-3; Kay 8-minus 15. UNC - Logan 15-77; Williams 9-46; Francis 10-28; Morris 10-16; Switzer 1-8; Davis 1-minus 1.

PASSING: UC - Kay 15-35-1-181; Washington 1-1-0-0. UNC - Williams 19-33-0-171.

RECEIVING: UC - McClung 4-31; Washington 3-36; Abernathy 3-23; C. Moore 2-46; McKay 1-23; Morrison 1-11; Annen 1-6; Williams 1-5. UNC - Ebron 7-78; Tapley 4-22; Switzer 3-22; Thorpe 2-36; Davis 1-6; Logan 1-4; Tabb 1-3.

**2012 BELK BOWL**

Cincinnati 48, Duke 34
Dec. 27, 2012 • Charlotte, N.C.

The last month was pure chaos for quarterback Brendon Kay and the Cincinnati Bearcats. That made Thursday night's Belk Bowl victory all the more rewarding.

Duke running back Josh Snead fumbled at the Cincinnati five with 1:20 left and Kay threw an 83-yard touchdown pass to tight end Travis Kelce with 44 seconds to go, lifting the Bearcats to an improbable 48-34 win over the Blue Devils.

The Bearcats won without former head coach Butch Jones and both coordinators who helped guided them to the postseason.

Kay, who set a Belk Bowl record with four touchdown passes and was named the game's MVP, called it a "huge win."

Kay also threw a 41-yard touchdown pass to Ralph David Abernathy, and 25-yard scoring strikes to Anthony McClung and Chris Moore. George Winnalso ran for a 46-yard touchdown for Cincinnati.

Cincinnati	3	14	10	21	—	48
Duke	16	0	8	10	—	34

First Quarter: DU - Connette 5-yard run (Martin kick blocked), 11:48. DU - Martin 33-yard field goal, 6:12. DU - Foster 0-yard blocked punt return (Martin kick), 4:45. UC - Miliano 45-yard field goal, 1:43.

Second Quarter: UC - McClung 25-yard pass from Kay (Miliano kick), 4:02. UC - Abernathy 41-yard pass from Kay (Miliano kick), 0:42.

Third Quarter: UC - Miliano 27-yard field goal, 10:02. UC - Winn 46-yard run (Miliano kick), 7:41. DU - Vernon 10-yard pass from Renfree (Blakeney pass from Renfree), 3:00.

Fourth Quarter: DU - Reeves 2-yard pass from Connette (Martin kick), 12:45. UC - Moore 25-yard pass from Kay (Miliano kick), 11:19. DU - Martin 52-yard field goal, 7:24. UC - Kelce 83-yard pass from Kay (Miliano kick), 0:44. UC - Temple 55-yard interception return (Miliano kick), 0:14.

Rushing: UC - Ramsey 4-34, Goebel 9-26, Pead 2-10, Pike 5-4, Barnett 1-minus 3. Virginia Tech - Evans 28-153, Taylor 15-47, Roberts 2-34, Boone 2-19, Oglesby 3-8, Coale 1-7, Team 4-minus 10.

Passing: UC - Pike 16-33-4-239. Virginia Tech - Taylor 13-22-1-140, Team 0-1-0-0.

Receiving: UC - Gilyard 7-158, Goodman 6-51, Goebel 1-18, Barnett 1-6, Ramsey 1-6. Virginia Tech - Coale 3-52, Boone 3-41, Boykin 2-28, Roberts 2-12, Evans 2-5, Jefferson 1-2.

**2011 AUTOZONE LIBERTY BOWL**

Cincinnati 31, Vanderbilt 24
Dec. 31, 2011 • Memphis, Tenn.

University of Cincinnati Head Coach Butch Jones rang the bell on the AutoZone Liberty Bowl trophy, eager to get the Bearcats' party started.

Isaiah Pead ran for 149 yards and a TD, and Ralph David Abernathy IV's 90-yard kickoff return early in the fourth quarter put Cincinnati ahead to stay as the Bearcats edged Vanderbilt 31-24.

The Bearcats (10-3) capped the season with their third straight victory by snapping a two-game skid in bowl games. They also notched their fourth 10-win season in the past five years, bouncing back from 4-8 in 2010 during Jones' first season.

But the 2011 BIG EAST Conference co-champs had to work to put away Vanderbilt (6-7), a team that tied for fourth in the Southeastern Conference's East Division, despite forcing three turnovers and coming up with two sacks. The Commodores led 21-17 when Abernathy became the first Cincinnati player to return a kickoff for a TD in the program's 13 bowl appearances.

Abernathy is the grandson of the civil rights leader who was in Memphis with Martin Luther King when he was assassinated in 1968 at the Lorraine Motel, a few miles away from the Liberty Bowl Memorial Stadium.

Pead was the game's MVP, and J.K. Schaffer was UC's defensive MVP, finishing with nine tackles, including one for a loss and a sack.

Cincinnati	0	14	0	17	—	31
Vanderbilt	7	0	7	10	—	24

First Quarter: VU - Stacy 7 yd run (Fowler kick), 7:34

Second Quarter: CIN - Winn 69 yd run (Miliano kick), 14:17. CIN - McClung 8 yd pass from Collaros (Miliano kick).

Third Quarter: VU - Seymour 5 yd run (Fowler kick), 3:53

Fourth Quarter: CIN - Miliano 44 yd field goal, 14:41. VU - Boyd 68 yd pass from Smith (Fowler kick), 14:03. CIN - Abernathy IV 90 yd kickoff return (Miliano kick), 13:51. CIN - Pead 12 yd run (Miliano kick), 1:52. VU - Fowler 35 yd field goal, 0:24

Rushing: UC: Pead 28-149, Winn 6-78, McClung 1-4, Collaros 8-(-8). VU: Stacy 18-57, Rodgers 9-33, Kent 1-17, Smith 5-17, Seymour 2-5.

Passing: UC: Collaros 12-29-2-80, 1TD. VU: Smith 8-19-1-142, 1TD, Rodgers 4-14-1-26, Stacy 0-1-0-0.

Receiving: UC: Robinson 4-16, Kelce 3-29, Pead 3-15, Chisum 1-12, McClung 1-8. VU: Matthews 4-56, Barden 3-20, Boyd 2-69, Stacy 2-11, Tate 1-12.



BOWL HISTORY

**2010 ALLSTATE SUGAR BOWL**

No. 5 Florida 51, No. 3 Cincinnati 24
Jan. 1, 2010 • New Orleans, La.

The University of Cincinnati football team, reeling from the resignation of former head coach Brian Kelly, saw its perfect season blemished with a loss to Florida in the 2010 Allstate Sugar Bowl.

Tim Tebow threw for a career-high 482 yards and three touchdowns, ran for 51 yards and another score, and fifth-ranked Florida (13-1) overwhelmed No. 4 Cincinnati (12-1) 51-24 inside the Louisiana Superdome.

Cincinnati, who donned white helmets for the game for the first time since 1966, was playing in its second straight BCS game. Kelly resigned in early December to take the head coaching job at Notre Dame.

Quarterback Tony Pike completed 27 of 45 passes for 170 yards and three scores, all in the second half when the outcome was no longer in doubt.

UC was held to a season low 246 yards of total offense, including a season low 170 passing yards by the Gators defense.

Mardy Gilyard finished the game with seven receptions, giving him 204 career receptions which ties Dominick Goodman and LaDaris Vann as the UC record holders in career catches.

Florida finished with a Sugar Bowl-record 659 yards of total offense

Cincinnati	0	3	7	14	—	24
Florida	9	21	14	7	—	51

First Quarter: UF - Hernandez 7 yd pass from Tebow (kick failed), 6:13.
UF - Sturgis 40 yd field goal, 1:20

Second Quarter: UF - Thompson 7 yd pass from Tebow (Sturgis kick), 9:07. UF - Moody 6 yd run (Sturgis kick), 7:05. UC - Rogers 47 yd field goal, 3:11. UF - Riley Cooper 80 yd pass from Tebow (Sturgis kick), 3:02

Third Quarter: UF - Moody 2 yd run (Sturgis kick), 11:13. UC - Waugh 2 yd pass from Pike (Rogers kick), 4:46. UF - Tebow 4 yd run (Sturgis kick), 2:06

Fourth Quarter: UC - Binns 3 yd pass from Pike (Rogers kick), 10:07. UF - Rainey 6 yd run (Sturgis kick), 7:06. CIN - Alli 6 yd pass from Pike (Rogers kick), 3:23

Rushing: UC - Peard 7-48, Kelce 1-19, Ramsey 6-18, Goebel 1-8, Williams 1-(-5), Pike 7-(-12). UF: Gillislee 5-78, Tebow 14-51, Rainey 4-27, Moody 8-14, Demps 3-7.

Passing: UC - Pike 27-45-0-170, 3 TD. UF: Tebow 31-35-0-482, 3 TD, Team 0-1-0-0.

Receiving: UC - Gilyard 7-41, Binns 5-29, Guidugli 5-22, Woods 4-46, Ramsey 2-16, Peard 1-7, Alli 1-6, Waugh 1-2. UF: Hernandez 9-111, Cooper 7-181, Thompson 5-63, Rainey 4-71, Moody 4-19, Nelson 2-37.

**2009 FEDEX ORANGE BOWL**

No. 21 Virginia Tech 20, No. 12 Cincinnati 7
Jan. 1, 2010 • Miami Gardens, Fla.

Mardy Gilyard had 255 all-purpose yards and a touchdown catch, but it was not enough as No. 21 Virginia Tech knocked off No. 12 Cincinnati, 20-7, in the 75th FedEx Orange Bowl.

Gilyard had seven receptions for 158 yards and a touchdown, along with 97 kickoff return yards for Cincinnati (11-3), which had its six-game winning streak snapped. Tony Pike threw for 239 yards and a touchdown, but had his night marred by four interceptions and getting stopped on a fourth-and-goal in the fourth quarter.

The Bearcats took the opening kickoff, sent their spread offense onto the field, and made the Hokies look very confused. Pike found Gilyard for a 38-yard pickup on the third play from scrimmage, and they hooked up for a spectacular 15-yard touchdown three plays later.

Facing a third-and-9 from the right hash, Pike waited before lofting a fade to the far left of the end zone. Gilyard took off on a sprint, made a diving catch as he sailed out of bounds and managed to just barely drag his right toe on the turf painted in Virginia Tech's colors for a 7-0 UC lead.

The Hokies defense held UC to 137 yards, stifled the Bearcats running game (eight carries, 11 yards) over the remainder of the half, and battled their way to a 10-7 lead by intermission.

Darren Evans, the game's MVP, had 28 carries for 153 yards and a TD.

Terrill Byrd led the UC defense with 11 tackles, including 10 solo stops, four tackles for a loss, and a sack. Brandon Underwood had six tackles, including a sack and an interception.

Cincinnati	7	0	0	0	—	7
Virginia Tech	0	10	3	7	—	20

First Quarter: UC - Gilyard 15-yard pass from Pike (Rogers kick), 13:08

Second Quarter: VT - Taylor 17-yard run (Keys kick), 13:00. VT - Keys 43-yard field goal, 0:00.

Third Quarter: VT - Keys 35-yard field goal, 8:32.

Fourth Quarter: VT - Evans, 6-yard run (Keys kick), 11:29

Rushing: UC - Ramsey 4-34, Goebel 9-26, Peard 2-10, Pike 5-4, Barnett 1-minus 3. Virginia Tech - Evans 28-153, Taylor 15-47, Roberts 2-34, Boone 2-19, Oglesby 3-8, Coale 1-7, Team 4-minus 10.

Passing: UC - Pike 16-33-4-239. Virginia Tech - Taylor 13-22-1-140, Team 0-1-0-0.

Receiving: UC - Gilyard 7-158, Goodman 6-51, Goebel 1-18, Barnett 1-6, Ramsey 1-6. Virginia Tech - Coale 3-52, Boone 3-41, Boykin 2-28, Roberts 2-12, Evans 2-5, Jefferson 1-2.

**2007 PAPAJOHNS.com BOWL**

No. 20 Cincinnati 31, Southern Miss 21
Dec. 22, 2007 • Birmingham, Ala.

Ben Mauk shrugged off mistakes and Southern Miss defenders, helping No. 20 Cincinnati make another entry in an impressive season.

The hard-to-tackle Mauk passed for 334 yards and four touchdowns, and DeAngelo Smith intercepted three passes, leading the Bearcats to a 31-21 victory over Southern Miss in the PapaJohns.com Bowl.

The victory gave UC (10-3) its second 10-win season and first since 1951, virtually assuring a spot in the final rankings for the first time.

Mauk, the game's most valuable player, completed 30-of-52 passes and overcame three interceptions to become only the third Bearcats player to have a 3,000-yard passing season.

Mauk, who also rushed for 41 yards and frequently broke loose from defenders to make plays, threw three touchdown passes during an 8-minute span extending into the second half.

Cincinnati stopped punter Britt Barefoot on a fake punt on fourth-and-1 from his own 29 and Mauk hit Earnest Jackson for a 29-yard TD strike on the next play for a 21-7 lead. Mauk struck again with a 10-yarder to Antwan Giddens and set up a 22-yard field goal by Jake Rogers in the final seconds of the third quarter to put the Bearcats up 31-14.

Young cut into the lead again with a 5-yard touchdown pass to Chris Johnson but Southern Miss could not recover an onside kick or convert a fourth-and-1 play on its next possession.

Southern Miss	7	0	7	7	—	21
Cincinnati	0	14	17	0	—	31

First Quarter: USM - Nelson 10 yd pass from Young (Estes kick), 5:23.

Second Quarter: UC - Goodman 14 yd pass from Mauk (Rogers kick), 6:12. UC - Goodman 5 yd pass from Mauk (Rogers kick), 0:24.

Third Quarter: UC - Jackson 29 yd pass from Mauk (Rogers kick), 13:17. USM - Young 1 yd run (Estes kick), 6:48. UC - Giddens 10 yd pass from Mauk (Rogers kick), 4:08. UC - Rogers 22 yd field goal, 0:05

Fourth Quarter: USM - Johnson 5 yd pass from Young (Estes kick), 9:37.

Rushing: USM: Fletcher 29-155, Young 17-55, Harrison 2-7, Barefoot 1-0. UC: Mauk 12-41, Moore 4-18, Ramsey 6-9, Glatthaar 1-7, Benton 1-0.

Passing: USM: Young 32-18-3, 122, 2 TD. USM: Mauk 52-30-3, 334, 4 TD.

Receiving: USM: Fletcher 7-50, Nelson 3-18, Magee 2-15, Johnson 2-13, Morgan 2-8, Harrison 1-18, Baptiste 1-0. UC: Goodman 7-95, Barwin 7-86, Giddens 7-64, Jackson 3-46, Howard 2-24, Barnett 2-17, Moore 1-3, Benton 1-(-1).



**2007 INTERNATIONAL BOWL**

Cincinnati 27, Western Michigan 24
Jan. 6, 2007 • Toronto, Canada

The International Bowl provided Cincinnati fans a preview of what Brian Kelly has in store as UC knocked off Western Michigan, 27-24. Kevin Lovell's 33-yard field goal with 6:11 remaining provided the winning margin for Cincinnati and Western Michigan's 51-yard field goal try with 1:26 left fell short.

Dominick Goodman was named the game's Most Outstanding Player. Butler Benton led UC rushing attack with 62 of the team's combined 126 yards against the Broncos—a defense that was ranked fifth nationally defending the run.

John Bowie put UC on the scoreboard first when he gathered in a tipped pass and returned it 25 yards for a touchdown in the first quarter. On Cincinnati's next drive, Davila connected on a 21-yard TD toss to Goodman. Goodman later hauled in a second touchdown pass in the second quarter.

The reeling Broncos used some trickery on the first play following Lovell's field goal. E.J. Biggers, on a double reverse, lofted the ball to Jamarko Simmons for a 76-yard touchdown.

The Broncos' defense got the ball right back and Cubit tossed a 30-yard scoring pass to close the gap to 24-14. A miscue by the UC offense—Davila's pass was deflected and intercepted with 23 seconds to play in the half—setting up Nate Meyer's 29-yard field goal.

Western Michigan	0	17	0	7	—	24
Cincinnati	14	10	0	3	—	27

First Quarter: UC—Bowie 25-yd interception return (Lovell kick), 11:32. UC—Goodman 21-yd pass from Davila (Lovell kick), 6:27.

Second Quarter: UC—Goodman 21 yd pass from Davila (Lovell kick), 14:30. UC—Lovell 37 yard field goal, 10:23. WMU—Simmons 76-yd pass from Biggers (Meyer kick), 9:45. WMU—Martin 30-yd pass from Cubit (Meyer kick), 5:35. WMU—Meyer 29 yard field goal, 0:08.

Fourth Quarter: WMU—West 7-yd run (Meyer kick), 10:53. UC— Lovell 33-yard field goal, 6:11.

Rushing: WMU: West 21-109, Thompson 6-24, Cubit 2-(-10). UC: Benton 10-62, Moore 10-57, Grutza 3-22, Glatthaar 4-14, Davila 7-(-29).

Passing: WMU: Cubit 23-43-2, 184, 1TD; Martin 0-1-0, 0, 0TD; Biggers 1-1-0, 76, 1TD. UC: Davila 19-35-2, 214, 2TD; Grutza 1-2-0, 7, 0TD.

Receiving: WMU: Simmons 13-172, Ledbetter 5-38, Martin 4-43, Maragos 1-5, West 1-2. UC: Goodman 7-109, Celek 4-21, Poland 3-17, Benton 2-26, Moore 2-20, Martin 1-19, Stewart 1-9.

**2004 FORT WORTH BOWL**

Cincinnati 32, Marshall 14
Dec. 23, 2004 • Fort Worth, Texas

Cincinnati's seniors capped their careers with a dominating performance in a 32-14 win over Marshall in the Fort Worth Bowl.

Linebacker Tyjuan Hagler started things by blocking a punt one minute into the game, which was returned by Antwan Giddens for a touchdown. Hagler forced a fumble to set up one of three Kevin Lovell field goals, recorded a sack and had a team-high seven tackles to earn a spot on Football News's all-bowl team.

Trent Cole and Andre Frazier each recorded sacks while leading the defensive pursuit from their end positions. Cole also blocked a punt for a safety. UC's defense held the Thundering Herd to 134 total yards, minus-3 yards rushing.

Gino Guidugli capped his stellar career with his guttiest performance. Playing with a broken hand, Guidugli completed 24-of-36 passes for 231 yards and staked the Bearcats to their lead with a pair of second-quarter TD tosses. Guidugli was to be limited to shotgun snaps, but with the running game sputtering, he moved under center in the second quarter, a move which energized the offense. UC gained 168 yards on the ground, 62 by Richard Hall who capped his senior season with 1,000 yards. Hannibal Thomas caught nine passes for 102 yards to top the 1,000-yard mark in receiving.

Marshall	14	0	0	0	—	14
Cincinnati	10	14	0	8	—	32

First Quarter: UC - Giddens 9-yd return of blocked punt (Lovell kick), 14:00. UC - Lovell, 23-yard field goal, 6:23. MAR - Josh Davis 14-yd pass from Hill (O'Connor kick), 5:17. MAR - Smith 32-yd interception return (O'Connor kick), 0:16

Second Quarter: UC - Celek 15-yd pass from Guidugli (Lovell kick), 4:31 UC - Jackson 8-yd pass from Guidugli (Lovell kick), 0:18

Fourth Quarter: UC - Lovell 19-yard field goal, 10:50. UC - Safety, Trent Cole blocked Marshall's punt recovered in the end zone, 9:42. UC - Lovell 35-yard field goal, 4:59.

Rushing: Marshall: Charles 7-9; Hill 5-4; Bradshaw 6 (-5); Gochneaur 2-(-10); Team 1-(-1). UC: R. Hall 23-62; Glatthaar 10-48; Benton 7-33; Guidugli 3-12; Daniels 1-10; Carpenter 1-3.

Passing: Marshall: Hill 30-14-1, 137, 1; Gochneaur 2-0-0, 0. UC: Guidugli 36-24-1, 231, 2; Carey 1-0-1, 0; Murray 1-0-0, 0; Team 1-0-0.

Receiving: Marshall: Davis 5-67, 1; Bates 4-27; Spann 2-2; Deitel 1-30; Fitzgerald 1-10; Bradshaw 1-1. Cincinnati: Thomas 9-102; R. Hall 5-38; E. Jackson 4-24, 1; Celek 2-37, 1; Murray 2-20; Daniels 1-8; Poland 1-2.

**2002 NEW ORLEANS BOWL**

North Texas 24, Cincinnati 19
Dec. 17, 2002 • New Orleans, La.

Kevin Galbreath rushed for 130 yards and a touchdown to earn MVP honors as North Texas defeated Cincinnati, 24-19.

After Cincinnati took an early 7-0 lead on a six-yard pass from Gino Guidugli to Tye Keith, North Texas ran off 24 straight points to build a 24-7 advantage.

Patrick Cobbs put the Mean Green ahead for good, 10-7, when he broke free for a 27-yard TD run with 10:53 left in the half. UNT extended the lead to 17-3 at the intermission when Jeremy Pearl returned a Guidugli interception 20 yards for a TD.

The Bearcats rallied as Jonathan Ruffin connected on field goals of 29 and 33 yards, the second allowing him to break his own school record with 13 straight field goals made. Franklin Callicott pulled UC to within 24-19 when he stripped Cobbs of the ball in the backfield and raced 43 yards for a touchdown with 5:15 left.

Cincinnati would not get the chance to come any closer as North Texas used a time-consuming ground game to key an 11-play drive to run out the clock.

DeMarco McCleskey rushed 23 times for 85 yards to set the UC season rushing record with 1,361 yards. Jon Olinger's four catches for 107 yards raising his season receiving total to 1,114 yards, allowed the senior to break Jim O'Brien's 34-year old record of 1,107 receiving yards.

Cincinnati	7	0	6	6	—	19
North Texas	3	14	7	0	—	24

First Quarter: UC - Keith 6-yd pass from Guidugli (Ruffin kick), 8:36. UNT - FG Bazaldua 30-yds. 0:58.

Second Quarter: UNT - Cobbs 27-yd run (Bazaldua kick), 10:53. UNT - Pearl 20-yd interception return (Bazaldua kick), 2:46.

Third Quarter: UNT - Galbreath 35-yd run (Bazaldua kick). UC - FG Ruffin 29-yds, 9:27; UC - FG Ruffin 33-yds, 5:02.

Fourth Quarter: UC - Callicott 43-yd fumble return (pass failed).

Rushing: UC: McCleskey 23-85; Hall 2-7; B. Vann 1-1; Guidugli 3-(-8). UNT: Galbreath 28-130, 1; Cobs 4-29, 1; Hickmon 3-22; Smith 5-8; Branch 2-4; Howard 1-(-1).

Passing: UC: Guidugli 34-19-5, 224, 1. UNT: Smith 22-9-1, 126, 0.

Receiving: UC: Olinger 4-107; Keith 4-44, 1; Hart 3-21; Hall 30-20; McCleskey 3-16; B. Vann 1-16; L. Vann 1-0. UNT: Howard 5-78; Branch 3-27; Marshall 1-21.



BOWL HISTORY

**2001 MOTOR CITY BOWL**

Toledo 23, Cincinnati 16

Dec. 29, 2001 • Pontiac, Mich.

Chester Taylor rushed for a bowl-record 190 yards, including a game-winning 24-yard touchdown with 3:23 left to lead Toledo to a 23-16 win over Cincinnati in the Motor City Bowl.

Cincinnati had a chance to tie the game in the closing moments but could not score following a first down at the 11 yard line.

Tavares Bolden was 14-for-28 for 135 yards and ran for 99 yards, which helped the Rockets set a Motor City Bowl-record with 322 yards rushing. Toledo held Cincinnati to just 13 yards on the ground, also a record in the five-year history of the bowl.

Taylor's 24-yard touchdown capped an 80-yard drive, which he sparked with three carries for 52 yards. The third-team all-America selection had a bowl-record 31 carries.

After Todd France gave Toledo a 3-0 lead on a 28-yard field goal with 9:24 left in the first quarter, the Bearcats ran off 13 straight points to take a 13-3 halftime lead. Jonathan Ruffin sandwiched field goals from 29 and 46 yards, the latter coming as time expired in the first half, around a 28-yard Gino Guidugli touchdown pass to Tim Walker.

Toledo pulled even after three quarters as France connected on a 42-yard field goal and Tavares Bolden scored on a 28-yard run with 1:44 left in the third. Both teams put together long drives on the first two possessions of the fourth quarter but settled for field goals.

Guidugli was 29-for-46 for 283 yards and a touchdown. Tye Keith caught a bowl-record nine passes for 63 yards.

Cincinnati	0	13	0	3	—	16
Toledo	3	0	10	10	—	23

First Quarter: TOL - FG France 28-yds, 9:24.

Second Quarter: CIN - FG Ruffin 29-yds, 9:05. CIN - Walker 28-yd pass from Guidugli (Ruffin kick), 2:43. CIN - FG Ruffin 46-yds, 0:00.

Third Quarter: TOL - FG France 42-yds, 11:33. TOL - Bolden 28-yd run (France kick), 1:44.

Fourth Quarter: TOL -FG France 30-yds, 9:42. CIN - FG Ruffin 25-yds, 6:26. TOL -Taylor 24-yd run (France kick), 3:23.

Rushing: UC: McCleskey 11-18; Jackson 7-9; Guidugli 2-(-14). UT: Taylor 31-190, 1; Bolden 7-99, 1; McCray 12-36; Team 1-(-3).

Passing: UC: Guidugli 46-29-0, 283, 1. UT: Bolden 28-14-1, 135, 0.

Receiving: UC: Keith 9-63; Vann 8-78; Olinger 3-47; Jackson 3-38; McCleskey 2-18; Wize 2-7; Walker 1-28, 1; Holly 1-4. UT: Ford 5-73; McCray 3-14; Johnson 2-23; Greene 2-13; Holmes 1-15; Clarke 1-(-3).

**2000 MOTOR CITY BOWL**

Marshall 25, Cincinnati 14

Dec. 27, 2000 • New Orleans, La.

Byron Leftwich threw for one touchdown and rushed for another to help Marshall rally for 16 second-half points to defeat Cincinnati, 25-14, in the Motor City Bowl.

Cincinnati used a pair of DeMarco McCleskey touchdown runs to build a 14-9 halftime lead.

Marshall jumped on top, 7-0, when Leftwich connected with Darius Watts on a 77-yd catch and run. UC came right back, driving 67 yards in nine plays, culminating with McCleskey leaping over the pile to score from two yards out with 8:28 left to tie the game.

The Thundering Herd regained the lead with 2:35 left in the first quarter when Michael Owens tackled running back Ray Jackson in the endzone for a safety.

Antwan Peek recovered a Leftwich fumble at the Marshall 21 to set up McCleskey's second score, a two-yard run with 1:44 left in the half.

Marshall scored a pair of third quarter touchdowns, a one-yard run by Leftwich on its opening drive, and a Frank Wallace four-yard run with 7:24 left.

The Cincinnati offense, which ran up 181 yards of total offense in the first half, struggled after intermission, failing to score on any of its six possessions.

Leftwich paced the Thundering Herd, completing 17-of-30 passes for 221 yards while UC's Deontey Kenner connected on 19-of-39 passes for 189 yards and a pair of interceptions.

Cincinnati	7	7	0	0	—	14
Marshall	9	0	13	3	—	25

First Quarter: MAR - Watts 77-yd pass from Leftwich (Jenkins kick), 12:48. CIN- McCleskey 2-yd run (Ruffin kick), 8:28. MAR- Safety, running back tackled in endzone, 2:35.

Second Quarter: CIN - McCleskey 2-yd run (Ruffin kick), 10:44.

Third Quarter: MAR- Leftwich 1-yd run (Leftwich Pass failed), 12:01. MAR- Wallace 4-yd run (Jenkins kick), 7:24.

Fourth Quarter: MAR - FG Jenkins 25-yds, 0:43.

Rushing: UC: McCleskey 20-72, 2; Jackson 14-61; Garden 1-8; Vann 1-6; Team 1-(-24); Kenner 5-(-27). MU: Wallace 20-78,1; Leftwich 9-21, 1; Carey 1-2.

Passing: UC: Kenner 39-19-2, 189, 0. MU: Leftwich 30-17-1, 221, 1.

Receiving: UC: Collins-Baker 4-55; Vann 3-42; Chatman 3-42; Keith 3-20; Drewery 2-15; Deatherage 2-13; Jackson 2-2. MU: Foye 5-26; Wallace 4-26; Watts 3-90, 1; Poole 3-65; Washington 2-14.

**1997 HUMANITARIAN BOWL**

Cincinnati 35, Utah State 19

Dec. 21, 1997 • Boise, Idaho

Chad Plummer threw for a touchdown and ran for another score and Cornelius Bonner caught two touchdown passes as Cincinnati defeated Utah State, 35-19, in the inaugural Humanitarian Bowl.

Deontey Kenner, who rotated at quarterback with Plummer, completed 10-of-16 passes for 124 yards and one touchdown for Cincinnati, which had not played in the postseason since the 1951 Sun Bowl.

Plummer, voted the game's Most Valuable Player, completed 5-of-10 passes for 61 yards while rushing 15 times for 53 yards.

Bonner, who had 48 yards on four receptions, caught touchdown passes of 14-yards each from Plummer and Kenner as the Bearcats raced to a 21-0 halftime lead.

The Bearcats held a 265-76 advantage in rushing yards while holding the ball for more than 42 minutes.

Utah State's Steve Smith turned a five-yard pass from Matt Sauk into a spectacular 75-yard touchdown as he broke tackles and outran the secondary.

Melvin Blue's three-yard TD run capped an 80-yard drive in just 1:54, but the Aggies missed the extra point and trailed 35-13 with 29 seconds left in the third quarter.

Cincinnati	7	14	14	0	—	35
Utah State	0	0	13	6	—	19

First Quarter: CIN- Bonner 14-yd pass from Plummer (Judge kick), 4:03

Second Quarter: CIN- Bonner 14-yd pass from Kenner (Judge kick), 14:12. CIN- L. Smith 1-yd run (Judge kick), 8:30.

Third Quarter: CIN - Plummer 15-yd run (Judge kick), 8:39. USU - Smith 75-yd pass from Sauk (Bohn kick), 7:31. CIN- O. Smith 7-yd run (Judge kick), 2:28. USU - Blue 3-yd run (kick failed), 0:29.

Fourth Quarter: USU- Passey 10-yd fumble return (Pass failed), 14:18.

Rushing: UC: O. Smith 15-78, 1; Plummer 15-53, 1; Cooper 17-47; L. Smith 7-32, 1; Royal 9-24; Isom 1-1; Team 1-(-10). USU: Brown 12-56; Smith 2-11; Blue 2-6, 1; Sauk 4-(-10).

Passing: UC: Kenner 16-10-0, 124, 1; Plummer 9-5-0, 62, 1. USU: Sauk 30-12-3, 253, 1.

Receiving: UC: Bonner 4-48, 2; Collins-Baker 4-36; Plummer 4-64; Monroe 2-26; Royal 1-12. USU: Smith 4-136; Jenkins 4-80; Brown 3-29; Damuni 1-8.



**1951 SUN BOWL**

West Texas A&M 14, Cincinnati 13
Jan. 1, 1951 • El Paso, Texas

A missed extra point in the second quarter proved to be the difference as West Texas A&M edged Cincinnati, 14-13, in the 16th annual Sun Bowl.

The Buffaloes took a 7-0 lead three minutes into the second quarter. Bill Cross capped off a 57-yard drive with a three-yard touchdown run.

Cincinnati used the passing game to come back. On a 68-yard scoring drive, quarterback Gene Rossi completed a 36-yard pass to Joe Benzinger and short passes to Dick Jarvis and Dan McKeever. When Dan McKeever was injured on a running play, he was replaced by his brother, Tom, who carried three straight plays, the last a three-yard touchdown.

Jim Kelly's extra-point attempt went wide right and proved to be important as the game progressed.

Cincinnati claimed its first lead, 13-7, when Rossi threw a 17-yard touchdown pass to Bob Stratton and Bill Shalonsky added the extra point.

West Texas A&M used a trick play on a fake punt to score the game-winning touchdown. Faced with a fourth and long, punter Frank Wise moved under center, took the snap and lateraled to the right to quarterback Gene Mayfield. Mayfield completed a pass to Cross at the UC 40 and Cross broke several tackles to finish the 62-yard touchdown pass. Roy Lee Dunn added the extra point to give West Texas A&M a 14-13 lead.

Cincinnati could not take advantage of its best scoring chance in the fourth when Shalonsky's 35-yard field goal attempt went wide right.

West Texas A&M drove 79-yards to the UC one but the Bearcat defense held on a fourth down play. With time running out, the Bearcats moved to the Buffaloes' 27 on a long pass to Kelly, but the game ended when Rossi was sacked on successive plays.

Cincinnati	0	6	7	0	—	13
West Texas A&M	0	7	7	0	—	14

Second Quarter: WT- Bill Cross 4-yard run (Roy Lee Dunn Kick). UC- Tom McKeever 3-yard run (kick failed).

Third Quarter: UC- Bob Stratton 17-yard pass from Gene Rossi (Bill Shalonsky kick). WT- Cross 62-yard pass from Gene Mayfield (Dunn kick).

Rushing: UC: Stratton 8-59; T. McKeever 9-40, 1; D. McKeever 4-20; Anthony 4-14; Delaney 3-10; Rossi 9-(-37). WT: Wright 23-135; Cross 15-53; Mayfield 10-40; Wise 2-(-10).

Passing: UC: Rossi 29-14-3, 170, 1; Delaney 1-0-0, 0, 0. WT: Mayfield 14-5-3, 103, 1; Wise 1-1-0, 20, 0.

Receiving: UC: Kelly 5-89; Benzinger 1-34; Jarvis 3-21; Stratton 2-18, 1; Staub 1-9; D. McKeever 1-2, Anthony 1-(-3).

**1949 GLASS BOWL**

Cincinnati 33, Toledo 13
Dec. 3, 1949 • Toledo, Ohio

Cincinnati used a strong defense and solid play on special teams to dominate Toledo, 33-13, in the fifth annual Glass Bowl.

After a scoreless first quarter the Bearcats recorded a safety when Jack Tracy trapped Rocket back Emerson Cole in the end zone. Following a Toledo fumble, UC's Bob Stratton scored the first of his two touchdowns on a 10-yard run. He later added a 29-yard TD early in the third quarter.

Gene Gibson showed his open-field running skills with a pair of touchdowns. He returned a punt 76-yards in the third quarter to give the Bearcats a 27-6 lead. On the next possession, Don Jansen intercepted a Toledo pass and pitched it to Gibson who returned it 80 yards for the score.

UC outgained Toledo, 330-286 on offense, but owned a lopsided advantage on special teams. The Bearcats returned punts, kickoffs and interceptions for 258 yards while the Rockets managed only 97 return yards.

Cincinnati	0	15	18	0	—	33
Toledo	0	6	0	7	—	13

Second Quarter: CIN - Safety, Jack Tracy tackled Emerson Cole in the end zone. CIN- Bob Stratton 10-yard run (George Schuster kick). CIN- Joe Hauk 21-yard pass from Tom O'Malley (kick failed). TOL- Cole 8-yard run (Don Martin kick failed).

Third Quarter: CIN- Stratton 29-yard run (kick failed). CIN - Gene Gibson 76-yard punt return (kick failed). CIN- Gibson 80-yard return of Don Jansen interception (kick failed).

Fourth Quarter: TOL- George Miley 2-yard run (Martin kick)

Rushing: UC: Bellamah 16-78; Benzinger 10-62; Stratton 6-51, 2; Sweeney 1-12; Brill 1-5; O'Malley 3-(-11). UT: Cole 17-76; Han 7-62; Miley 13-53; Pete 1-6; Hays 3-1; Johnson 5-(-11).

Passing: UC: O'Malley 20-7-1, 133, 1; Gibson 1-0-0, 0, 0. UT: Johnson 11-3-1, 38, 0; Pete 3-2-1, 51, 0; Miley 1-1-0, 10, 0.

Receiving: UC: Kelly 3-53; Staub 2-48; Hauk 1-21, 1; Stratton 1-11. UT: Han 4-79; Laude 1-17; Hays 1-3.

**1947 SUN BOWL**

Cincinnati 18, Virginia Tech 6
Jan. 1, 1947 • El Paso, Texas

The Bearcats played in their first-ever bowl game in school history, earning an 18-6 victory over Virginia Tech in the 12th annual Sun Bowl.

Both teams struggled offensively in the first half, due largely in part to the three inches of snow that fell in El Paso the day before the game.

The Bearcat offense dominated play in the second half. UC outrushed the Gobblers, 369 to 34 for the game, scoring all three touchdowns on the ground.

After a scoreless first half, Cincinnati took the second half kickoff and drove 75 yards for the game's first score, a 13-yard run by sophomore Harold Johnson. After holding Virginia Tech to just three plays on offense in the next possession, the Bearcats regained possession and drove 52 yards for the second score, taking a 12-0 lead on junior fullback Hugo Sabato's one-yard run.

Virginia Tech cut the lead to 12-6 early in the fourth quarter when Ralph Beard capped off a 55-yard drive with a three-yard touchdown run.

Johnson emerged as the defensive leader for the Bearcats, intercepting a pass in the end zone late in the third quarter to stop a potential game-tying drive.

With time running out, Tech drove into Cincinnati territory, before Johnson made his second interception, returning it deep into Gobbler territory. Three plays later, Don McMillan scored on a quarterback sneak from three yards to provide the final margin.

Cincinnati finished the season with a 9-2 record, including wins over defending Big Nine champions Indiana and Michigan State.

Cincinnati	0	0	12	6	—	18
Virginia Tech	0	0	0	6	—	6

Third Quarter: CIN- Harold Johnson 13-yard run (kick failed). CIN - Hugo Sabato 1-yard run (kick failed).

Fourth Quarter: VT- Ralph Beard 3-yard run (kick failed). CIN- Don McMillan 3-yard run (kick failed)



BOWL HISTORY**SCORING***Points*

12	Bob Stratton.....	1949
12	Gene Gibson	1949
12	Cornelius Bonner.....	1997
12	DeMarco McCleskey	2000
12	Kevin Lovell	2004
12	Dominick Goodman (PJB)	2007
12	Dominick Goodman (INT)	2007

Touchdowns

2	Bob Stratton.....	1949
2	Gene Gibson	1949
2	Cornelius Bonner.....	1997
2	DeMarco McCleskey	2000
2	Dominick Goodman (PJB)	2007
2	Dominick Goodman (INT)	2007

Points (Career)

24	Dominick Goodman	2005-09
----	------------------------	---------

TDs (Career)

4	Dominick Goodman	2005-09
---	------------------------	---------

Kick Points

12	Tony Miliano	2012
12	Kevin Lovell	2004

Kick Points (Career)

21	Kevin Lovell	2004-07
----	--------------------	---------

Extra Points Made

6	Tony Miliano	2012
---	--------------------	------

Extra Points Att.

6	Tony Miliano	2012
---	--------------------	------

Field Goals Made

3	Jonathan Ruffin	2001
3	Kevin Lovell	2004

Field Goals Attempted

3	Jonathan Ruffin	2001
3	Kevin Lovell	2004
3	Tony Miliano	2011

Field Goals Made (Career)

5	Jonathan Ruffin	2000-02
5	Kevin Lovell	2004-07

Field Goals Attempted (Career)

5	Jonathan Ruffin	2000-02
5	Kevin Lovell	2004-07
5	Tony Miliano	2011-12

RUSHING*Rushing Attempts*


28	Isaiah Pead.....	2011
----	------------------	------

Rushing Yards

149	Isaiah Pead.....	2011
-----	------------------	------

Rushing Touchdowns

2	Bob Stratton.....	1949
2	DeMarco McCleskey	2000

*Longest Rush*

69	George Winn.....	2011
----	------------------	------

Rushing Attempts (Career)

54	DeMarco McCleskey	2000-02
----	-------------------------	---------

Rushing Yards (Career)

207	Isaiah Pead.....	2011
-----	------------------	------

Rushing Touchdowns (Career)

3	Bob Stratton.....	1949-51
---	-------------------	---------

PASSING*Passing Attempts*

52	Ben Mauk (PJB).....	2007
----	---------------------	------

Passing Completions

30	Ben Mauk (PJB).....	2007
----	---------------------	------

Passing Yards

334	Ben Mauk (PJB).....	2007
-----	---------------------	------

Passing Touchdowns

4	Ben Mauk (PJB).....	2007
4	Brendon Kay.....	2012

Passing Interceptions

5	Gino Guidugli.....	2002
---	--------------------	------

Longest Pass

83	Brendon Kay to Travis Kelce.....	2012
----	----------------------------------	------

Passing Attempts (Career)

116	Gino Guidugli.....	2001-02-04
-----	--------------------	------------

Passing Completions (Career)

72	Gino Guidugli.....	2001-02-04
----	--------------------	------------

Passing Yards (Career)

738	Gino Guidugli.....	2001-02-04
-----	--------------------	------------

TOTAL OFFENSE*Most Plays*

64	Ben Mauk	2007
----	----------------	------

Most Yards

375	Ben Mauk	2007
-----	----------------	------

Plays (Career)

124	Gino Guidugli.....	2001-02-04
-----	--------------------	------------

Yards (Career)

728	Gino Guidugli.....	2001-02-04
-----	--------------------	------------

RECEIVING*Receptions*

9	Tye Keith	2001
9	Hannibal Thomas.....	2004

Receiving Yards

158	Mardy Gilyard	2009
-----	---------------------	------

Receiving Touchdowns

2	Cornelius Bonner.....	1997
2	Dominick Goodman (PJB)	2007
2	Dominick Goodman (INT)	2007

Receptions (Career)

20	Dominick Goodman	2005-09
----	------------------------	---------

Receiving Yards (Career)

255	Dominick Goodman	2005-09
-----	------------------------	---------

ALL-PURPOSE YARDS*Most All-Purpose Yards (Career)*

572	Mardy Gilyard	2007-10
-----	---------------------	---------

Most All-Purpose Yards

255	Mardy Gilyard	2009
(158 receiving, 97 kickoff return)		

PUNT RETURNS*Most Returns*

4 Tinker Keck1997

Punt Return Yards

147 Gene Gibson1949

Punt Return Best Average (minimum 3 returns)

49.0 Gene Gibson1949

KICKOFF RETURNS*Most Returns*

8 Mardy Gilyard 2010

Return Yards

207 Mardy Gilyard 2010

Kickoff Returns Best Average

25.9 Mardy Gilyard 2010

Longest Kickoff Return

90 Ralph David Abernathy IV (90 Yds) 2011

Kickoff Return For A Touchdown

1 Ralph David Abernathy IV (90 Yds) 2011

PUNTING*Punts*

7 Adam Wulfeck 2001

7 Pat O'Donnell 2011

Punting Yards

344 Adam Wulfeck 2001

Punting Average

50.5 Kevin Huber 2007

Long Punt

61 Pat O'Donnell 2011

Most Punts (Career)

12 Adam Wulfeck2000-01

Most Punting Yards (Career)

493 Adam Wulfeck 2000-01

Punting Average (Career)

41.1 Adam Wulfeck2000-01

DEFENSE*Total Tackles*

15 Greg Blair2012

Solo Tackles

10 Terrill Byrd2009

Assisted Tackles

9 Doug Monaghan 2001

9 Jason Hunt 2001

9 Greg Blair2012

Tackles For Loss

4 Terrill Byrd2009

*Tackles For Loss Yardage*

20 Derrick Ransom1997

Quarterback Sacks

2 Alex Daniels 2010

2 Terrill Byrd 2007 (PJB)

Quarterback Sack Yardage

13 Derrick Ransom1997

Interceptions

3 DeAngelo Smith 2007 (PJB)

Interception Return Yards

88 Gene Gibson1949

Longest Interception Return

80 Gene Gibson1949

Interception Touchdowns

1 Nick Temple

1 Gene Gibson1949

1 John Bowie 2007 (INT)

Passes Defended

6 Brad Jackson1997

Fumble Recoveries

1 eight times

Fumbles Forced

2 Franklin Callicott2002

TEAM RECORDS*Total Offense*

Most Plays90 in 1997

Most Yards 554 in 2012

Fewest Plays 53 in 2012

Fewest Yards276 in 1951

First Downs, Total 24 in 2000 and 2004

First Downs, Rushing 13 in 2011

First Downs, Passing 16 in 2007 (PJB)

First Downs, Penalty 4 in 2000

Rushing

Most Attempts 65 in 1997

Most Yards369 in 1947

Most Touchdowns 3 in 1947 & 1997

Fewest Attempts20 in 2001

Fewest Yards13 in 2001

Fewest Touchdowns 0 in 2001, 2002, 2007, 2009

Passing

Most Attempts52 in 2007 (PJB)

Most Completions 30 in 2007 (PJB)

Most Yards 334 in 2007 (PJB)

Most Touchdowns 4 in 2007 (PJB); 4 in 2012

Most Interceptions5 in 2002

Fewest Attempts18 in 1947

Fewest Completions 5 in 1947

Fewest Yards 80 in 2011

Fewest Interceptions 0 in 1997, 2000, 2010 & 2012

Miscellaneous

Most Points 48 in 2012

Least Points 7 in 2009

Touchdowns 5 in 1949, 1997 & 2012

Most Fumbles 4 in 1949

Most Fumbles Lost 4 in 1949

Most Penalties 11 in 2000

Most Penalty Yards 100 in 1947

Most Interceptions 3 (four times, last in 2007) (PJB)

Most Int. Return Yards89 in 1949

Time of Possession 42:17 in 1997

Third Down Conv. 636 (14-of-22) in 1997

Fourth Down Conv. 667 (2-of-3) in 2004

Bowl Attendance 73,602 in 2009

PJB - Papajohn's.com Bowl; INT - International Bowl.



One great program deserves another.



#HOTTESTCOLLEGEINAMERICA

The University of Cincinnati offers students a balance of educational excellence and real-world experience. UC is a public research university with an enrollment of more than 42,000 students.

Public University of the Year

-THE WASHINGTON CENTER 2013

No. 1 in the nation for return on educational investment

-POLICYMIC 2013

Listed third among "Up-and-Coming Schools"

-U.S. NEWS AND WORLD REPORT 2013

19th most diverse student population

-PRINCETON REVIEW 2009

Top tier of the country's "Best National Universities"

-U.S. NEWS AND WORLD REPORT 2013

Top 13 colleges with the best co-op or internship opportunities


-U.S. NEWS AND WORLD REPORT 2013

Among the world's most beautiful college campuses

-FORBES 2010

Named a top-tier "Green University"

-PRINCETON REVIEW 2013



For complete rankings, go to: uc.edu/rankings

TOLEDO 9.12
MIAMI (OH) 9.20
at **OHIO STATE** 9.27
MEMPHIS 10.4
at **MIAMI (FL)** 10.11
at **SMU** 10.18
USF 10.24
at **TULANE** 10.31
ECU 11.13
at **UCONN** 11.22
at **TEMPLE** 11.29
HOUSTON 12.6



@GOBEARCATS
1-877-CATS-TIX
GOBEARCATS.COM