

## 2019-20 SCHEDULE/RESULTS

DAY/DATE	OPPONENT	TV	TIME/RESULT
Thurs./Oct. 31	Thomas More (Exhibition)	Bearcats TV	W, 79-36
Wed./Nov. 6	at No. 18 Ohio State	FS1	L, 56-64
Mon./Nov. 11	Drake	FSO/ESPN3	W, 81-59
Thurs./Nov. 14	Alabama A&M	FSO/ESPN3	W, 85-53

### PARADISE JAM (ST. THOMAS, U.S. VIRGIN ISLANDS)

Fri./Nov. 22	vs. Illinois State-1	FloHoops	W, 66-65
Sun./Nov. 24	vs. Bowling Green-1	FloHoops	[OT] L, 84-91
Mon./Nov. 25	vs. Valparaiso-1	FloHoops	[OT] W, 81-77

Sat./Nov. 30	UNLV	FSO/ESPN3	[OT] W, 72-65
Tues./Dec. 3	Vermont	CBS Sports Network	W, 82-73
Sat./Dec. 7	at Xavier-2	FS1	L, 66-73
Sat./Dec. 14	Colgate	FSO/ESPN3	L, 66-67
Wed./Dec. 18	No. 21 Tennessee	ESPN2	W, 78-66

### CHICAGO LEGENDS (CHICAGO, ILL.)

Sat./Dec. 21	vs. Iowa-3	Big Ten Network	L, 70-77
--------------	------------	-----------------	----------

Wed./Jan. 1	UConn •	CBS Sports Network	W, 67-51
Sat./Jan. 4	at Tulane •	CBS Sports Network	L, 71-76
Wed./Jan. 8	Tulsa •	ESPNU	W, 75-44
Sat./Jan. 11	at UCF •	ESPN2	W, 68-54
Thurs./Jan. 16	at No. 22 Memphis •	ESPN	L, 49-60
Sun./Jan. 19	ECU •	ESPNU	6 p.m.
Wed./Jan. 22	at Temple •	ESPNNews	7 p.m.
Tues./Jan. 28	SMU •	ESPNNews	7 p.m.
Sat./Feb. 1	Houston •	ESPN2	6 p.m.
Thurs./Feb. 6	at Wichita State •	ESPN/ESPN2	7 p.m.
Sun./Feb. 9	at UConn •	CBS Sports Network	Noon
Thurs./Feb. 13	Memphis •	ESPN/ESPN2	7 p.m.
Sun./Feb. 16	at ECU •	CBS Sports Network	Noon
Wed./Feb. 19	UCF •	ESPN2/ESPNU	7 p.m.
Sun./Feb. 23	Wichita State •	ESPN	1 p.m.
Sun./Mar. 1	at Houston •	ESPN	1 p.m.
Tues./Mar. 3	at USF •	ESPNU	7 p.m.
Sat./Mar. 7	Temple •	CBS Sports Network	8 p.m.

### AMERICAN CHAMPIONSHIP (FORT WORTH, TEXAS)

Thurs.-Sun./	TBA-4	ESPN Networks	TBA
Mar. 12-15			

### NCAA CHAMPIONSHIP

Tues.-Wed./	First Four-5	Turner	TBA
Mar. 17-18			
Thurs.-Sun./	First & Second Rounds-6	CBS/Turner	TBA
Mar. 19-22			
Thurs.-Sun./	Regional Semifinals & Finals-7	CBS/Turner	TBA
Mar. 26-29			
Sat.-Mon./	Final Four & Championship-8	CBS/Turner	TBA
Apr. 4-6			

**Notes:** All times listed are Eastern and subject to change. Home games are in **boldface**.

(•) - Denotes American Athletic Conference game.

**Key:** 1-Paradise Jam (University of the Virgin Islands' Sports and Fitness Center);

2-Skyline Chili Crosstown Shootout (Cintas Center);

3-Chicago Legends (United Center);

4-American Championship (Dickies Arena);

5-NCAA Championship First Four site: Dayton, Ohio (University of Dayton Arena);

6-NCAA Championship First and Second Round sites: Albany, N.Y. (Times Union Center);

Spokane, Wash. (Spokane Veterans Memorial Arena); St. Louis, Mo. (Enterprise Center);

Tampa, Fla. (Amalie Arena); Greensboro, N.C. (Greensboro Coliseum); Omaha, Neb.

(CenturyLink Center Omaha); Sacramento, Calif. (Golden 1 Center); Cleveland (Quicken

Loans Arena);

7-NCAA Championship Regional sites: Indianapolis (Lucas Oil Stadium); Los Angeles,

Calif. (STAPLES Center); Houston (Toyota Center);

8-NCAA Championship Final Four site: Atlanta (Mercedes-Benz Superdome).



**2 NATIONAL TITLES // 6 FINAL FOURS // 8 ELITE EIGHTS // 10 SWEET SIXTEENS**

**33 NCAA TOURNAMENTS // 40 CONFERENCE CHAMPIONSHIPS**

## EAST CAROLINA (8-9, 2-2 AAC) AT CINCINNATI (10-7, 3-2 AAC)

SUNDAY, JAN. 19 // 6 P.M. ET // FIFTH THIRD ARENA // CINCINNATI, OHIO

### GAME AT A GLANCE

**SERIES INFO:** 15th meeting; Cincinnati leads 12-2 overall; Cincinnati leads 7-0 at home and 5-2 in Greenville, N.C.

**STREAK:** ECU - 1

**LAST MEETING:** ECU won 73-71 on Jan. 5, 2019 at Williams Arena at Minges Coliseum

**COACHES:** John Brannen is in his first season at Cincinnati (10-7); fifth season overall (92-59)

Joe Dooley is in his sixth season at ECU (75-82); 11th season overall (189-140)

**AP/USA TODAY RANKINGS (JAN. 13):** Cincinnati (--/--); ECU (--/--)

**RADIO:** 700 WLW; Dan Hoard provides play-by-play with color analyst Terry Nelson

**TV:** ESPNU; Matt Schumacker provides play-by-play with color analyst Sean Harrington

**JOIN THE CONVERSATION (TWITTER, FACEBOOK & INSTAGRAM):** @GoBearsMBB or GoBearsMBB

### CINCINNATI PROBABLE STARTERS

NO.	NAME	POS.	HT.	WT.	CL.-EXP.	HOMETOWN	GP-GS	PPG	RPG	APG	MIN
3	Mika Adams-Woods	G	6-3	185	Fr.-HS	Syracuse, N.Y.	16-7	5.2	2.2	1.5	18.8
34	Jarron Cumberland	G	6-5	210	Sr.-3L	Wilmington, Ohio	15-15	13.7	3.6	3.8	29.9
2	Keith Williams	G	6-5	215	Jr.-2L	Brooklyn, N.Y.	17-17	12.4	5.1	1.8	28.8
13	Trevon Scott	F	6-8	225	R-Sr.-3L	Townsend, Ga.	17-17	8.5	9.0	2.1	31.4
33	Chris Vogt	C	7-1	260	Jr.-TR	Mayfield, Ky.	17-17	13.2	6.6	1.4^	28.2

### OFF THE BENCH

21	Jaevin Cumberland	G	6-3	185	Gr.-TR	Wilmington, Ohio	17-2	9.9	1.6	1.6	22.6
0	Chris McNeal	G	6-1	190	Gr.-TR	Jackson, Tenn.	17-10	4.0	2.5	2.0	21.0
35	Jaume "Jay" Sorolla	C	7-0	260	Gr.-TR	Barcelona, Spain	11-0	3.4	2.6	0.7	11.8
20	Mamoudou Diarra	F	6-9	220	R-So.-1L	Bamako, Mali	15-0	8.3	2.8	0.3^	8.3
1	Jeremiah Davenport	G	6-7	205	Fr.-HS	Cincinnati, Ohio	12-0	1.9	1.3	0.3*	7.6
23	Zach Harvey	G	6-5	195	Fr.-HS	Topeka, Kan.	13-0	1.2	0.6	0.6	7.3
31	Sam Martin	G	5-10	170	Jr.-2L	Cincinnati, Ohio	2-0	0.0	0.0	0.0	1.0
32	John Koz	G	6-1	200	Sr.-3L	Cleveland, Ohio	2-0	0.0	0.0	0.0	1.0
45	Rob Banks	F	6-5	200	Fr.-HS	Bracknell, England	2-0	0.0	0.0	0.0	1.0
44	Adam Cook	F	6-6	180	Jr.-HS	Marysville, Ohio	-	-	-	-	-
24	Prince Toyambi	F	6-7	225	R-Fr. HS	Kinshasa, Congo	-	-	-	-	-

Starters listed based on last game; ^-Blocks; \*-Steals

### CINCINNATI STORYLINES

- » **Jarron Cumberland** is averaging 15.0 points and 5.2 assists while shooting 47.7 percent (31 of 65) from the floor and 46.2 percent (12 of 26) from 3-point range over the last six games.
- » Since league play (last 5 games) started he ranks third in the AAC with 5.6 assists and is tied for third, shooting 50.0 percent (9 of 18) from beyond the arc.
- » **Chris Vogt** entered Friday's action ranked fourth in the nation and first in the AAC, shooting 68.8 percent (95 of 138) from the field.

- » The Bearcats are 56-4 (.933) at home since the start of 2016-17, including a 27-2 (.931) mark against AAC teams.
- » **Trevon Scott** has been named one of 30 candidates for the 2019-20 Senior CLASS Award, an honor given annually to a men's basketball student-athlete who excels both on and off the court.
- » The UC coaching staff will wear sneakers Sunday as part of Coaches vs. Cancer Suits and Sneakers Week (Jan. 20-26) to raise awareness about the American Cancer Society's mission to fight cancer.

## 2019-20 CINCINNATI NUMERICAL ROSTER

NO.	NAME	POS.	HT.	WT.	CLASS-EXP.	HOMETOWN/HIGH SCHOOL/LAST SCHOOL
0	Chris McNeal	G	6-1	190	Gr.-TR	Jackson, Tenn./South Side HS/Tennessee Tech
1	Jeremiah Davenport	G	6-7	205	Fr.-HS	Cincinnati, Ohio/Moeller HS/Hargrave Military Academy
2	Keith Williams	G	6-5	215	Jr.-2L	Brooklyn, N.Y./Bishop Loughlin Memorial
3	Mika Adams-Woods	G	6-3	185	Fr.-HS	Syracuse, N.Y./Bishop Ludden HS/New Hampton School (N.H.)
13	Trevon Scott	F	6-8	225	R-Sr.-3L	Townsend, Ga./McIntosh County Academy
20	Mamoudou Diarra	F	6-9	220	R-So.-1L	Bamako, Mali/22 Feet Academy (S.C.)
21	Jaevin Cumberland	G	6-3	185	Gr.-TR	Wilmington, Ohio/Wilmington HS/Oakland
23	Zach Harvey	G	6-5	195	Fr.-HS	Topeka, Kan./Hayden HS/Prolific Prep Academy (Calif.)
24	Prince Toyambi	F	6-7	225	R-Fr. HS	Kinshasa, Congo/Fresno HS (Calif.)
31	Sam Martin #	G	5-10	170	Jr.-2L	Cincinnati, Ohio/Summit Country Day
32	John Koz #	G	6-1	200	Sr.-3L	Cleveland, Ohio/Bay HS
33	Chris Vogt	C	7-1	260	Jr.-TR	Mayfield, Ky./Graves County HS/Northern Kentucky
34	Jarron Cumberland	G	6-5	210	Sr.-3L	Wilmington, Ohio/Wilmington HS
35	Jaume "Jay" Sorolla	C	7-0	260	Gr.-TR	Barcelona, Spain/Sunrise Christian Academy (Kansas)/Valparaiso
44	Adam Cook #	F	6-6	180	Jr.-HS	Marysville, Ohio/Marysville HS
45	Rob Banks #	F	6-5	200	Fr.-HS	Bracknell, England/Gould Academy

## 2019-20 CINCINNATI ALPHABETICAL ROSTER

NO.	NAME	POS.	HT.	WT.	CLASS-EXP.	HOMETOWN/HIGH SCHOOL/LAST SCHOOL
3	Mika Adams-Woods	G	6-3	185	Fr.-HS	Syracuse, N.Y./Bishop Ludden HS/New Hampton School (N.H.)
45	Rob Banks #	F	6-5	200	Fr.-HS	Bracknell, England/Gould Academy
44	Adam Cook #	F	6-6	180	Jr.-HS	Marysville, Ohio/Marysville HS
21	Jaevin Cumberland	G	6-3	185	Gr.-TR	Wilmington, Ohio/Wilmington HS/Oakland
34	Jarron Cumberland	G	6-5	210	Sr.-3L	Wilmington, Ohio/Wilmington HS
1	Jeremiah Davenport	G	6-7	205	Fr.-HS	Cincinnati, Ohio/Moeller HS/Hargrave Military Academy
20	Mamoudou Diarra	F	6-9	220	R-So.-1L	Bamako, Mali/22 Feet Academy (S.C.)
23	Zach Harvey	G	6-5	195	Fr.-HS	Topeka, Kan./Hayden HS/Prolific Prep Academy (Calif.)
32	John Koz #	G	6-1	200	Sr.-3L	Cleveland, Ohio/Bay HS
0	Chris McNeal	G	6-1	190	Gr.-TR	Jackson, Tenn./South Side HS/Tennessee Tech
31	Sam Martin #	G	5-10	170	Jr.-2L	Cincinnati, Ohio/Summit Country Day
13	Trevon Scott	F	6-8	225	R-Sr.-3L	Townsend, Ga./McIntosh County Academy
35	Jaume "Jay" Sorolla	C	7-0	260	Gr.-TR	Barcelona, Spain/Sunrise Christian Academy (Kansas)/Valparaiso
24	Prince Toyambi	F	6-7	225	R-Fr. HS	Kinshasa, Congo/Fresno HS (Calif.)
33	Chris Vogt	C	7-1	260	Jr.-TR	Mayfield, Ky./Graves County HS/Northern Kentucky
2	Keith Williams	G	6-5	215	Jr.-2L	Brooklyn, N.Y./Bishop Loughlin Memorial

# - Walk-on

### COACHING & SUPPORT STAFF

Head Coach: John Brannen (First season at UC; Sixth season overall)

Assistant Coaches: Jayson Gee, Sean Dwyer, Tim Morris

Assistant to the Head Coach/Recruiting Coordinator: Jake Luhn

Director of Basketball Operations: Craig Heatherly

Director of Player Personnel: Rodney Crawford

Video Coordinator: George Neilson

Graduate Assistant: Mike Bueter

Senior Associate AD/Medical Services: Bob Mangine

Director of Sports Performance: Mike Rehfeldt

## CINCINNATI QUICK FACTS

### GENERAL INFORMATION

Location	Cincinnati, OH 45221
Founded	1819
Enrollment	46,388
Nickname	Bearcats
Colors	Red (PMS: 186) and Black
Arena (Capacity)	Fifth Third Arena (12,012)
Affiliation	NCAA Division I
Conference	American Athletic Conference
President	Neville Pinto
Acting Director of Athletics	Ryan Hays
Faculty Representative	Brian Hatch
Department of Athletics Phone	(513) 556-4603
Athletics Ticket Office Phone	(877) CATS-TIX

### ATHLETIC COMMUNICATIONS

Asst. AD/Primary Basketball Contact	Andre Foushee
Office/Cell Phone	(513) 556-5182/(859) 797-7871
Email Address	Andre.Foushee@uc.edu
Assoc. Director/Secondary Basketball Contact	Alex Ryan
Office/Cell Phone	513-556-0618/(513) 623-9992
Email Address	Alex.Ryan@uc.edu

### BASKETBALL STAFF

Head Coach	John Brannen (Marshall, 1997)
Basketball Office Phone	(513) 556-5847
Assistant Coach	Jayson Gee (Charleston [W.Va.], 1988)
Assistant Coach	Sean Dwyer (Michigan State, 2009)
Assistant Coach	Tim Morris (Stanford, 2008)
Asst. to the Head Coach/Recruiting Coord.	Jake Luhn (UMass Boston, 2002)
Director of Operations	Craig Heatherly (UMass-Lowell, 2010)
Director of Player Personnel	Rodney Crawford (Cincinnati, 2002)
Video Coordinator	George Neilson (Alabama, 2011)
Senior Associate AD/Medical Services	Bob Mangine (Pittsburgh, 1977)
Director of Sports Performance	Mike Rehfeldt (St. Cloud State, 2005)
Graduate Assistant	Mike Bueter (Northern Kentucky, 2018)



## PRONUNCIATION

MIKA Adams-Woods	MY-ka
JARRON Cumberland	JAIR-in
MAMOUDOU DIARRA	MAMA-doo DEE-are-uh
John KOZ	rhymes with nose
JAUME "Jay" Sorolla	JAW-may "jay" Sorolla
Prince TOYAMBI	toy-YAHM-bee
Chris VOGT	Vote

## ROSTER INFORMATION

### By State/Country

Democratic Republic of Congo	(1) Prince Toyambi
England	(1) Rob Banks
Georgia	(1) Trevon Scott
Kansas	(1) Zach Harvey
Kentucky	(1) Chris Vogt
Mali	(1) Mamoudou Diarra
New York	(2) Mika Adams-Woods, Keith Williams
Ohio	(6) Adam Cook, Jaevin Cumberland, Jarron Cumberland, Jeremiah Davenport, John Koz, Sam Martin
Spain	(1) Jaume "Jay" Sorolla
Tennessee	(1) Chris McNeal

### By Class

True Freshmen	(4) Mike Adams-Woods, Robert Banks, Jeremiah Davenport, Zach Harvey
R-Freshmen	(1) Prince Toyambi
R-Sophomores	(1) Mamoudou Diarra
Juniors	(4) Adam Cook, Sam Martin, Chris Vogt, Keith Williams
Seniors	(2) Jarron Cumberland, John Koz
R-Seniors	(1) Trevon Scott
Graduate Transfers	(3) Jaevin Cumberland, Chris McNeal, Jaume "Jay" Sorolla

### By Height

7-1	(1) Chris Vogt
7-0	(1) Jaume "Jay" Sorolla
6-9	(1) Mamoudou Diarra
6-8	(1) Trevon Scott
6-7	(2) Jeremiah Davenport, Prince Toyambi
6-6	(1) Adam Cook
6-5	(3) Jarron Cumberland, Zach Harvey, Keith Williams
6-4	(1) Robert Banks
6-3	(2) Mika Adams-Woods, Jaevin Cumberland
6-2	(1) David Sanford
6-1	(2) John Koz, Chris McNeal
5-10	(1) Sam Martin

### HISTORY

First year of basketball/All-time record	1901-02/1,826-1,021 (.642)
NCAA appearances/last	33/2019
All-time record	46-32 (.590)
National Championships	2/1961, 1962
Final Four appearances/last	6/1992
Elite Eight appearances/last	8/1996
Sweet 16 appearances/last	10/2012
Conference Regular-Season Championships/last	28/2018
Conference Tournament Championships/last	12/2019
Postseason NIT appearances/last	10/2010
All-time record	8-10 (.444)

### TEAM INFORMATION

2018-19 Record	28-7
American Athletic Conference Record (Finish)	14-4 (2nd)
Starters returning/lost	3/2
Letterwinners returning/lost	7/6
Newcomers	10
Percentage of points returning	58.2 percent (1,460 of 2,510)
Percentage of rebounds returning	76.7 percent (593 of 773)
Percentage of assists returning	52.4 percent (244 of 466)

## GAME PREVIEW

- » Cincinnati (10-7, 3-2 American) returns home to face East Carolina on Sunday at Fifth Third Arena. Tipoff is set for 6 p.m. ET on ESPN and 700 WLW.
- » Despite rallying from a 15-point, second-half deficit, UC suffered a 60-49 setback at No. 22 Memphis on Thursday. Jarron Cumberland led the Bearcats' effort with a game-high 19 points and a trio of 3-pointers. Keith Williams added 12 points and a team-high eight rebounds.
- » ECU is coming off a 65-49 home loss to Tulsa on Wednesday. Jayden Gardner led the Pirates with 19 points while making 13 of 14 free throw attempts.
- » UC owns a 12-2 record in its series with ECU. The Bearcats hold a 7-0 advantage in Cincinnati are 5-2 against the Pirates in Greenville, N.C. However, ECU claimed a 73-71 win over UC last season in Greenville.
- » **UP NEXT:** UC plays at Temple on Wednesday, Jan. 22. Tipoff is set for 7 p.m. ET on ESPN and 700 WLW.

## SCOUTING EAST CAROLINA

- » East Carolina saw its two-game win streak snapped Wednesday with its 65-49 home loss to Tulsa. A victory over the Golden Hurricane would have given the Pirates their first three-game AAC win streak.
- » Prior to the Tulsa loss, ECU had taken part in three close conference games, falling at then-No. 24 Wichita State (75-69 on Jan. 1) before defeating USF (62-59 on Jan. 7) and SMU (71-68 on Jan. 11) at home.
- » Sophomore forward Jayden Gardner was named the AAC Player of the Week on Monday. He ranks among the league's best in points (1st at 21.2), rebounds (3rd at 9.1) and field goal percentage (4th at .562).
- » Entering Friday, he led the nation in free throw attempts (149) and free throws made (113). He also ranked 14th in scoring average (21.2) and 19th in double-doubles (19).
- » Junior guard Tyrie Jackson and freshman swingman Brandon Suggs average 9.3 points each for the Pirates.
- » ECU finished 10-21 overall and 3-15 in the AAC a year ago.
- » Head coach Joe Dooley is in the second year of his second stint leading the Pirates' program after coaching ECU from 1995-99.

## EAST CAROLINA SERIES HISTORY

- » Cincinnati owns a 12-2 record in its series with ECU. The Bearcats hold a 7-0 advantage in Cincinnati are 5-2 against the Pirates in Greenville, N.C.
- » ECU won the only meeting between the teams a year ago, claiming a 73-71 decision in Greenville on Jan. 5, 2019. The loss snapped a four-game series win streak for UC.
- » ECU and Temple are the last two AAC opponents who have not played in the newly renovated Fifth Third Arena as the Bearcats faced both foes on the road only a year ago. The new-look arena reopened for the 2018-19 campaign. Temple plays at Fifth Third Arena on Senior Day, March 7, later this season.
- » Cincinnati claimed an 86-60 win over ECU on Jan. 20, 2018 at BB&T Arena in Highland Heights, Ky., in the last game played in the series in the Cincinnati area. The venue on Northern Kentucky University's campus (about 10 miles away) served as UC's home arena for the 2017-18 campaign while Fifth Third Arena was undergoing renovations.
- » The two teams played six times while members of Conference USA. The series began with a 105-69 Cincinnati win on Dec. 6, 1991 in the Queen City.

## LAST YEAR'S MEETING

- » **ECU 73, CINCINNATI 71 – Jan. 5, 2019**
- » GREENVILLE, N.C. (AP) — KJ Davis scored 17 points, Shawn Williams 16 and Jayden Gardner scored seven of his 13 points down the stretch as East Carolina held off defending conference champion Cincinnati 73-71 with the help of Justice Obasohan's last-second block.
- » Gardner tipped in a blocked shot, pushing ECU's lead to 72-66 with 20.9 seconds left, but Justin Jennifer nailed a 3-pointer just three seconds later and Trevon Scott made two free throws with six seconds to go, pulling the Bearcats to 73-71.
- » Cincinnati (12-3, 1-1 American Athletic Conference) got the ball back when ECU was whistled for a five-second violation, but Jarron Cumberland's drive to tie with one second left was denied by Obasohan.
- » Cumberland led Cincinnati with 18 points, five rebounds and four assists. Nysier Brooks scored 15 and blocked three shots, Keith Williams added 13 and Scott 12.
- » Gardner pulled down 12 rebounds for his sixth double-double of the season for the Pirates (8-6, 1-1) and coach Joe Dooley notched his first conference win.
- » A boxscore from this game is available at the end of this notes packet.

## MEMPHIS GAME RECAP

- » MEMPHIS, Tenn. (AP) -- DJ Jeffries scored 18 points, Precious Achiuwa added 12 points and 11 rebounds and No. 22 Memphis used a rally midway through the second half to defeat Cincinnati 60-49 on Thursday night.
- » Lester Quinones added 13 points, seven coming in the final five minutes as the Tigers (14-3, 3-1 American Athletic Conference) broke a six-game losing streak in the series with the Bearcats.
- » Jarron Cumberland, the defending American Athletic Conference player of the year, led Cincinnati (10-7, 3-2) with 19 points, while Keith Williams scored 12, going 4 of 14 from the field, part of the Bearcats struggling to a 30% shooting night from the field.
- » Memphis had stretched a 31-20 halftime lead to 15 points early in the second half, but the Bearcats crafted a 13-0 rally that pulled Cincinnati close. The run would eventually reach 18-2, giving Cincinnati a 38-37 lead on a 3-pointer by Cumberland with 12:37 left.
- » But in a game of runs, Memphis answered with 10 straight points to take the lead for good as Cincinnati managed only one field goal -- a 3-pointer in the closing seconds -- in the final 4:34.

## TIP-INS

- » **SINCE THE START OF LEAGUE PLAY:** Cincinnati continues trending upward five games into league play. Entering the weekend, the Bearcats rank among the league's top 3 leaders in eight categories: scoring defense (1st at 57.0), scoring margin (1st at +9.0), rebounding defense (1st at 30.0), rebounding margin (2nd at +8.6), field goal percentage (3rd at .438), field goal percentage defense (3rd at .259), 3-point field goal percentage defense (3rd at .259) and assists (3rd at 15.8) in league games.
- » **HOME SWEET HOME I:** The Bearcats are 56-4 (.933) at home since the start of 2016-17, including a 27-2 (.931) mark against AAC teams.
- » **HOME SWEET HOME II:** In its two AAC home games this season, Cincinnati is outscoring the opposition by an average of 23.5 points (71.0 -47.5) while shooting

47.5 percent (56 of 118) from the floor. Defensively, the Bearcats are limiting foes to 32.2 percent (37 of 115) shooting from the field and 11.1 percent (4 of 36) from 3-point range.

- » **SUNDAY FUN DAY:** The matchup with ECU marks the first of five Sunday games for the Bearcats during conference play in 2019-20. UC will play more league games on Sunday than any other day of the week this season with future games at UConn (2/9), at ECU (2/16), Wichita State (2/23) and at Houston (3/1). The Bearcats are 0-1 on Sunday this season, falling in overtime, 91-84, to Bowling Green (11/24) in the semifinals of the Paradise Jam in the U.S. Virgin Islands.
- » **JARRON CUMBERLAND HEATING UP:** Jarron Cumberland is averaging 15.0 points and 5.2 assists while shooting 47.7 percent (31 of 65) from the floor and 46.2 percent (12 of 26) from 3-point range over the last six games.
- » Since league play (last 5 games) started he ranks third in the AAC with 5.6 assists and tied for third, shooting 50.0 percent (9 of 18) from beyond the arc.
- » **COUSIN COMBO:** The cousin duo of Jarron and Jaevin Cumberland combined to tally 38 points against Tulsa (1/8). It marked the duo's highest combined point total of the season. The previous high was 32 points against Bowling Green (11/24) in the semifinals of the Paradise Jam in the U.S. Virgin Islands.
- » The duo combined to shoot 13 of 24 from the field, including 8 of 15 from 3-point range, with four 3-pointers each, against Tulsa.
- » **THREE OT GAMES IN A ROW:** Cincinnati played three overtime games in a row from Nov. 24 through Nov. 30 posting a 2-1 mark.
- » It marked the most consecutive overtimes played in school history and fell one game short of tying the NCAA record set by Jacksonville (1982), Illinois State (1985) and Dayton (1988).
- » During the stretch the Bearcats split a pair of overtime decisions at the Paradise Jam. UC fell to Bowling Green 91-84 in OT in the semifinals before outlasting Valparaiso 81-77 in OT in the third-place game. The Bearcats returned home and had to hold off UNLV 71-65 in an extra period.

## TREVON SCOTT NAMED CANDIDATE FOR SENIOR CLASS AWARD

- » Trevon Scott has been named one of 30 candidates for the 2019-20 Senior CLASS Award, an honor given annually to a men's basketball student-athlete who excels both on and off the court.
- » Scott becomes the third Bearcat in the past four seasons to be named a candidate for the award, joining Troy Caupain (2016-17) and Gary Clark (2017-18).
- » To be eligible for the award, a student-athlete must be classified as an NCAA Division I senior and have notable achievements in four areas of excellence: community, classroom, character and competition.
- » Scott is on schedule to earn a master's degree in sports administration in April 2020 after receiving an undergraduate degree in interdisciplinary studies in December 2018. An excellent student, Scott has been selected to the Dean's List (3.4 grade-point average) and Bearcats Honor Roll (3.0 GPA or better) three times and was inducted into the UC Legend of Excellence for achieving the highest cumulative GPA on the team for 2018-19.



- » A two-year captain on the men's basketball team, Scott continuously pushes his teammates to strive for excellence. UC men's basketball head coach John Brannen identified Scott as a strong leader and encouraged him to attend the Athletics in Action Captains Academy, a summer leadership conference for student-athletes in 2019.
- » "He encompasses everything you'd want from a coaching standpoint," Brannen said of Scott earlier this season. "He's got character and thinks about others before himself. He's got toughness and embodies our core values. He's a great young man and I'm really excited about him being a leader on the team."
- » A positive example and strong representative of his team, university and the city of Cincinnati, Scott has made an impactful presence in the Queen City as well. He organized and facilitated sports drills for 50 inner city children at the Cincinnati Boys and Girls Club and played games and inspired youth at Rockdale Elementary School last season. He also has helped the UC men's basketball team volunteer in the local community at places such as Our Daily Bread and the Friar's Club, spending time with children, being a positive role model and stressing the importance of staying in school.
- » On the basketball court, Scott was named to the 2019 American Athletic Conference All-Tournament Team helping the Bearcats claim their second consecutive AAC tournament crown.
- » This season, the athletic and versatile Scott is averaging 8.8 points, 9.1 rebounds, 2.1 assists and 1.6 steals. He was named to the AAC weekly honor roll on Monday after averaging a double-double (12 points and 10 rebounds) in a pair of wins last week and currently ranks among the league leaders for rebounds (tied for fourth at 9.0), steals (11th at 1.6) and minutes played (ninth at 31.4).

## BEARCATS LEGEND CHUCK MACHOCK PASSES AWAY

- » Bearcats Nation mourns the passing of Chuck Machock, who died Saturday, Jan. 4, at the age of 82.
- » Machock was a former UC player, student coach, assistant coach and later radio color analyst for Bearcats' games on 700 WLW AM.
- » A true link, connecting fans to some of the most special moments in Cincinnati men's basketball history, Machock wore the Bearcats' jersey during the 1956 and 57 seasons before becoming a student coach for the 1958 and 59 campaigns. He was Oscar Robertson's roommate on the road and was part of a coaching staff that included George Smith and Ed Jucker - both of whom helped lead UC to five consecutive Final Four appearances (1959-63) and two national titles (1961, 1962).
- » As an assistant coach under Bob Huggins from 1990-93, Machock helped mentor the Bearcats to a 94-36 (.723) overall record, an appearance in the 1992 NCAA Final Four and Great Midwest Conference regular-season and tournament championships in 1992 and 1993.
- » Machock served as a radio analyst for 700 WLW AM for 25 seasons (1993-2017), helping detail more magical Bearcats moments, including, mostly recently, the rebirth of the program under former head coach Mick Cronin.
- » By the time he capped off his coaching career with Huggins in the early 1990s, Machock had built a coaching career that spanned 29 seasons at various levels. He started at the high school level at St. Henry's High School (1960) in Erlanger, Ky., before returning home to Elyria Catholic High School (1961-66). He then moved up to the collegiate level, earning an assistant coaching position at Akron

(1968-69); the head coach title at Steubenville College (1969-72); assistant coaching positions at West Virginia (1972-74), Ball State (1974-76) and Ohio State (1977-83); and a head coaching job at UCF (1984-85) before returning to Cincinnati.

- » Machock was inducted into the UC Athletics James P. Kelly Hall of Fame as a contributor in October 2016.

## TOUGH NON-LEAGUE SCHEDULE

- » CBSSports.com listed UC's non-league schedule tied with Kansas and North Carolina for the third toughest in the nation before the start of the season.
- » UC's non-league schedule included contests at then-No. 18 Ohio State (21st ranked in this week's AP poll); at Xavier (preseason No. 19 in AP poll); then-No. 21 Tennessee at Fifth Third Arena and Iowa at the Chicago Legends event. Iowa is just outside the Top 25 this week.
- » Other contests on the 2019-20 non-league slate included dates with Drake (11/11), the 2019 Missouri Valley co-champions; Vermont (12/3), the 2019 American East Conference champions and Colgate (12/14), the 2019 Patriot League co-champions.
- » **NON-LEAGUE SCHEDULE HIGHLIGHTS:** Ten non-league opponents won 20 or more games last season ... Nine teams advanced to postseason play ... Seven teams finished first or second in their league ... Six teams participated in the NCAA Tournament ... Six teams finished in the Top 100 of the 2018-19 NET Rankings.
- » **2019-20 NET RANKINGS:** The Jan. 17 edition of the NET rankings listed Cincinnati's overall (14) and nonconference (18) strength of schedule among the nation's best and tops among all AAC teams.
- » Currently, 24 of Cincinnati's 30 regular-season games in 2019-20 (or 80 percent) will come against opponents ranked in the Top 150 of the NET Rankings. Among UC's non-league foes, Ohio State (18), Iowa (29), Xavier (67), Tennessee (72) and Vermont (95) were listed in the NET's Top 100 through Thursday.
- » Among UC's AAC opponents, Wichita State (17), Memphis (26), Houston (44), Temple (71), SMU (84), UConn (90) and Tulsa (100) are listed among the NET's Top 100 through Jan. 16.
- » UC is listed 64th in the NET rankings through Jan. 16.
- » Prior to Sunday's game against ECU (236), Cincinnati was one of only three teams in the Top 100 of the NET rankings to have played only two Quadrant 4 opponents (H: 161+; N: 201+; A: 241+) along with West Virginia and Georgia Tech. UC's Quad 4 opponents have been Illinois State and Alabama A&M.

## BEARCAT HEADLINERS

### #34 JARRON CUMBERLAND, G

#### 2019-20 PRESEASON HONORS/WATCH LISTS:

- AAC Preseason Player of the Year (coaches)
- Jerry West Shooting Guard of the Year Award (20 players)
- Citizen Naismith Men's Player of the Year (50 players)
- Wendy's Wooden Award (50 players)
- Lute Olsen Player of the Year (40 players)
- NABC Player of the Year (20 players)
- First-Team All-America (Lindy's Sports Magazine)
- Second Team All-America (Sporting News)
- Second Team All-America (The Athletic)
- Third-Team All-America (NBCSports.com)
- Ranked No. 8 among nation's Top 50 Players (SBNation.com)
- Ranked No. 10 among nation's Top 100 Players (CBS Sports)
- Ranked No. 13 among nation's Top 25 Players (ESPN.com)

#### 2018-19 HONORS:

- Associated Press Honorable Mention All-America (2019)
- AAC Player of the Year (2019)
- AAC Championship Most Outstanding Player (2019)
- Unanimous First Team All-AAC selection (2019)
- » **2019-20 SEASON NOTES:** Jarron Cumberland is Cincinnati's first returning league player of the year since Steve Logan (Conference USA in 2001 and 2002).
- » Cumberland is the AAC's first returning player of the year winner since SMU's Nic Moore (2015 and 2016).
- » **AAC RANKINGS (ALL GAMES):** Jarron Cumberland ranks among the AAC's leaders in assists (6th at 3.8), scoring (12th at 13.7), assist-to-turnover ratio (13th at 3.3) and minutes played (15th at 29.9) entering the weekend for all games this season.
- » **AAC RANKINGS (LEAGUE GAMES):** Jarron Cumberland Jarron Cumberland ranks among the AAC's leaders in seven categories: assists (3rd at 5.6), 3-point field goal percentage (T3rd at .500), 3-pointers made (T7th at 1.8), field goal percentage (8th at .510), assist-to-turnover ratio (9th at 1.5), minutes played (10th at 32.8) and scoring (11th at 14.4) entering the weekend.
- » **CHART CHASING:** Jarron Cumberland needs 17 points to move past Darnell Burton (1,584 points from 1994-97) for 12th place on UC's all-time scoring list.
- » **1,500 POINTS/300 ASSISTS CLUB:** Jarron Cumberland became only the fourth Bearcat in school history to achieve 1,500 points and 300 assists for his career when he tallied 15 points against UConn (1/1). He joined Oscar Robertson (2,973 points/425 assists from 1958-60), Steve Logan (1,985 points/456 assists from 1999-2002) and Deonta Vaughn (1,885 points/511 assists from 2007-2010) on the exclusive list.
- » **CAREER 20-POINT GAMES:** Cumberland enters the ECU contest with 23 career games scoring 20 or more points. It's the most since Sean Kilpatrick (2011-14) posted 32 career games with 20-plus points.
- » **DOUBLE-FIGURE GAMES:** Cumberland has scored 10 or more points in 12 of 15 games played this season and in 45 of his 50 contests since the start of last season.

#### JARRON CUMBERLAND'S IMPACT BY MONTH (2019-20)

STAT	NOV.	DEC.	JAN.
Points/game	15.6	11.0	14.4
FG%	.357	.345	.510
3FG%	.259	.286	.500
FT%	.633	.900	.765
Assists/game	2.2	3.6	5.6
Rebounds/game	3.2	3.2	4.4
Minutes/game	29.6	27.4	32.8
Games played	5	5	5

#### POINTS (CAREER - CINCINNATI HISTORY)

RK	NAME (YEARS)	POINTS
1.	Oscar Robertson (1958-60)	2,973
2.	Sean Kilpatrick (2011-14)	2,145
3.	Steve Logan (1999-2002)	1,985
--		
9.	Louis Banks (1988-91)	1,644
10.	Jack Tyman (1952-55)	1,598
11.	Lloyd Batts (1972-74)	1,585
12.	Darnell Burton (1994-97)	1,584
13.	Jarron Cumberland (2017-Present)	1,568

## #13 TREVON SCOTT, F

- » **AAC AWARD:** Trevon Scott was selected to the AAC Weekly Honor Roll on Monday after averaging 12.0 points, 10.0 rebounds, 4.0 steals and 3.0 assists in two wins last week.
- » **AAC RANKINGS (ALL GAMES):** Scott ranks among the AAC leaders in rebounds (T4th at 9.0), defensive rebounds (4th at 6.3), offensive rebounds (6th at 2.7), minutes played (9th at 31.4) and steals (11th at 1.6) entering the weekend.
- » **AAC RANKINGS (LEAGUE GAMES):** Scott ranks among the AAC's leaders in steals (1st at 3.0), rebounds (3rd at 9.2), defensive rebounds (4th at 7.0), assists (8th at 3.6), assist-to-turnover ratio (T7th at 1.5), blocks (T12th at 1.0) and minutes played (16th at 32.0) entering the weekend.
- » **DOUBLE-DOUBLES:** Scott registered his fourth double-double of the season at UCF (1/11) with 14 points, 11 rebounds. He also has double-doubles against UConn (1/1) - 10 points and a career-high 13 rebounds - as well as Vermont (12/3) - 13 points and 12 rebounds - and Valparaiso (11/25) - 12 points and 11 rebounds.
- » Scott has recorded 10 or more rebounds seven times in 2019-20. He hauled in double figure rebounds seven times in 35 games a year ago.
- » Scott has led UC in rebounding 28 times since the start of last season. He led the Bearcats, averaging 6.9 rebounds last season.
- » Scott scored a season-high 18 points on 7-of-10 shooting from the floor against Alabama AGM (11/14).
- » **2018-19 SEASON NOTES:** Trevon Scott was named to the AAC Championship All-Tournament Team (2019), averaging 13.7 points and a team-high 9.3 rebounds.

## #33 CHRIS VOGT, C

- » **NATIONAL RANKING:** Vogt entered Friday's action ranked fourth in the nation and first in the AAC, shooting 68.8 percent (95 of 138) from the field. He has shot at least 50 percent from the floor in 15 of 17 games this season and has shot 75 percent or better eight times.
- » Vogt's field goal percentage currently ranks first in school history for a single season.
- » Vogt had scored in double figures in 15 consecutive games, before scoring nine points at Memphis on Thursday. He tallied a career-high 21 points on 9-of-11 shooting against both vs. Valparaiso (11/25) and at Tulane (1/4).
- » **DOUBLE-DOUBLES:** Chris Vogt owns three double-doubles on the season with 12 points and 11 rebounds again Tulsa (1/8); 13 points and a season-high 13 rebounds against Illinois State (11/22); and 18 points and 10 rebounds against Alabama AGM (11/14).
- » **BLOCKS:** Vogt is listed fourth in the AAC, averaging 1.4 blocks (all games) entering the weekend. He has posted at least one block in 15 of 17 games this season, including a season-high three blocks against both UNLV (11/30) and Vermont (12/3).
- » **AAC RANKINGS (ALL GAMES):** Vogt ranks among the league leaders in field goal percentage (1st at .688), blocks (4th at 1.4), offensive rebounds (5th at 2.8), rebounds (12th at 6.6), points (T15th at 13.2) and minutes played (T25th at 28.2) entering the weekend.
- » **AAC RANKINGS (LEAGUE GAMES):** Vogt ranks among the league leaders in field goal percentage (1st at .717), blocks (4th at 1.6), offensive rebounds (4th at 3.0), scoring (10th at 14.8), rebounds (T13th at 6.0) and minutes (28th at 29.2) entering the weekend.
- » **AAC AWARD:** Chris Vogt was selected to the AAC Weekly Honor Roll (12/2) after averaging 17.5 points, 6.0 rebounds and 2.0 blocks while shooting 71.4 percent (15 of 21) from the field in two games that week.

- » **2018-19 NOTES:** Averaged 4.5 points, 3.7 rebounds and 1.2 blocks in 12.8 minutes as a sophomore last season at Northern Kentucky. He played the year behind the 2019 Horizon League Player of the Year, Drew McDonald (18.7 points, 9.4 rebounds, 30.6 minutes).

### FIELD GOAL PERCENTAGE (SEASON - CINCINNATI HISTORY)

RK	NAME (YEARS)	FG% (FGM-FGA)
1.	Chris Vogt (2019-20)	.688 (95-138)
2.	Pat Cummings (1977-78)	.642 (212-330)
3.	Danny Fortson (1996-97)	.620 (243-392)
4.	Robert Miller (1976-77)	.618 (180-291)
5.	Erik Martin (1992-93)	.603 (164-272)
<i>minimum 5 FG/made</i>		

## #2 KEITH WILLIAMS, G

- » **AAC RANKINGS:** Keith Williams ranks among the league leaders in free throw percentage (9th at .797), 3-point percentage (9th at .395), blocks (12th at 0.9), points (21st at 12.4) and minutes played (21st at 28.8) for all games entering the weekend.
- » **AAC RANKINGS (LEAGUE GAMES):** Keith Williams ranks among the league leaders in free throw percentage (2nd at .941), 3-point field goal percentage (7th at .467), offensive rebounds (10th at 2.4), rebounds (T16th at 5.8), scoring (23rd at 11.8) and minutes (26th at 29.6) in league games entering the weekend.
- » Williams scored a career-high 23 points on 6-of-10 shooting against Vermont (12/3). He made a career-high four threes, sank 7 of 8 free throws, grabbed five rebounds and handed out five assists without a turnover.
- » He scored 16 of his 18 points in the first half at Tulane (1/4), finishing 6 of 13 from the field. It marked his highest scoring output since the Vermont game.
- » After making a jump in minutes and production last season, Williams is taking it to another level in 2019-20. His shooting percentages from the floor beyond the arc (.395 [17 of 43]) and at the free-throw line (.797 [51 of 64]) are career highs.

## #21 JAEVIN CUMBERLAND, G

- » **AAC RANKINGS (ALL-GAMES):** Jaevin Cumberland ranks among the AAC's leaders in 3-pointers per game (2nd at 2.2) and points (30th at 9.9) entering the weekend.
- » **LONG-RANGE THREAT:** Jaevin Cumberland has made five or more 3-pointers in a game three times this season, making five against Drake (11/11) and Vermont (12/3) and a season-high six against Bowling Green (11/24).
- » Has made at least five 3-pointers in a game 10 times during his career. He made a career-high seven 3-pointers at Hartford (12/16/18) and against Coach John Brannen's NKU (3/11/19) squad in the Horizon League Tournament.
- » Has made at least two 3-pointers in 11 games this season.
- » Owned the nation's sixth longest streak of consecutive games with a 3-pointer at 36 before missing his only two 3-point attempts in eight minutes prior to suffering an injury early in the Illinois State contest (11/22).
- » **20-POINT GAMES:** Jaevin Cumberland has scored a season-high 21 points on two occasions this season vs. Bowling Green (11/24) and Vermont (12/3). He registered 20 or more points in 10 games last season at Oakland, including a career-high 31 points against Oral Roberts (11/24/18).
- » **2018-19 NOTES:** Ranked among the nation's leaders in 3-pointers per game (22nd at 3.3), three attempted (28th at 273) and 3-point field goal percentage (50th at .399) at Oakland.

## - SEASON NOTES -

### COACHES PICK BEARCATS THIRD IN AAC; CUMBERLAND TABBED PRESEASON PLAYER OF THE YEAR

- » American Athletic Conference coaches predicted a third-place finish for Cincinnati at AAC Media Day on Oct. 14. The Bearcats received 94 points. Houston and Memphis tied for first, garnering 113 points each. The predicted order of finish for the remaining AAC teams follows: Wichita State (88 points), USF (79), UConn (75), Temple (72), SMU (47), UCF (40), Tulsa (36), ECU (20) and Tulane (15).
- » UC's Jarron Cumberland was tabbed the league's preseason player of the year. He also was a unanimous first-team selection for the second consecutive year.

### TRIO SIGNS WITH CINCINNATI IN FALL

- » A trio of prospects signed with Cincinnati during the fall signing period:
- » **MIKE SAUNDERS JR.:** A 6-foot, 175-pound speedy point guard from Indianapolis, Ind., Saunders currently attends Wasatch Academy in Mount Pleasant, Utah. He averaged 11.8 points, 4.3 assists and 2.0 steals while helping lead the squad to a 26-4 record and the program's first Top 25 national ranking last season.
- » A four-star prospect according to ESPN, Saunders also participated in the Stephen Curry SC30 Select Camp in August 2019.
- » **GABE & MASON MADSEN:** Twin brothers Gabe and Mason Madsen currently attend Mayo Senior High School in Rochester, Minn., where the long-range shooters earned Post Bulletin All-Area accolades.
- » Gabe Madsen, a 6-foot-5, 190-pound guard, averaged 23.9 points, 10.2 rebounds and 5.0 assists while making 82 3-pointers as a junior last season.
- » Mason Madsen, a 6-3, 190-pound guard, averaged 22.3 points, 5.7 rebounds and 4.9 assists while making 100 3-pointers a year ago.
- » The Madsen twins are three-star prospects according to 247Sports.com.

### LOOKING CLOSER AT BRANNEN'S SUCCESS AT NORTHERN KENTUCKY

- » John Brannen served as Northern Kentucky University's head coach for four seasons (2015-2016 to 2018-19), taking the Norse to unprecedented success as the school's athletics department underwent reclassification. The school gained Division I status prior to the start of the 2016-17 season and the men's basketball program preceded to compile a 72-30 overall record the following three seasons under Brannen, making three consecutive postseason appearances (NCAA Tournament [2017, 2019], NIT [2018]), winning back-to-back Horizon League regular-season championships (2018, 2019) and claiming a pair of conference tournament titles (2017, 2019). No other school in the nation enjoyed NKU's amount of success in its first three years.
- » Brannen registered an 81-51 ledger in four seasons at NKU.
- » The 2017 Horizon League Coach of the Year, Brannen led the Norse to a 24-11 record in 2016-17, the Horizon League Tournament title and an appearance in the NCAA Tournament in the school's first season of active status eligibility. NKU's win total was an improvement of 15 victories from the previous season, marking the third-best turnaround in the nation behind only UCLA and Minnesota.

- Brannen guided NKU to a 22-10 mark in 2017-18, the Horizon League regular-season championship and the NIT.
- » During the 2018-19 season, NKU posted a Division I-era record 26 wins with eight losses, claiming the league regular-season championship and tournament title and its second NCAA Tournament appearance in three years.
  - » Brannen's players earned 10 Horizon League postseason accolades at NKU, highlighted by Drew McDonald receiving league player of the year honors a year ago.
  - » NKU finished 2018-19 ranked 11th in the nation in both total assists (592) and assists per game (16.9). The Norse also ranked nationally in field goal shooting percentage (27th at .478), scoring margin (28th at +9.6), assist-to-turnover ratio (32nd at 1.34), three-point shooting defense (34th at .314), rebound margin (43rd at +4.5) and scoring offense (44th at 78.5 points).

## COACHES IN FIRST YEAR AT CININNATI

- » John Brannen was named the 27th head coach in Cincinnati men's basketball history on April 14, 2019.
- » Brannen is only the fourth coach to lead the Bearcats since 1989-90: Bob Huggins (1990-2005), Andy Kennedy (2006) and Mick Cronin (2007-2019).

### FIRST SEASON RESULTS OF CININNATI COACHES (SINCE 1947)

COACH (FIRST YEAR)	W-L (WIN %)	RESULT
John Wiethe (1946-47)	17-9 (.654)	1st Place in MAC
George Smith (1952-53)	11-13 (.458)	2nd Place in MAC
Ed Jucker (1960-61)	27-3 (.900)	1st Place in MVC; NCAA Champions
Tay Baker (1965-66)	21-7 (.750)	1st Place in MVC; NCAA Appearance
Gale Catlett (1972-73)	17-9 (.654)	Independent
Ed Badger (1978-79)	13-14 (.481)	4th in Metro
Tony Yates (1983-84)	3-25 (.107)	8th in Metro
Bob Huggins (1989-90)	20-14 (.588)	2nd in Metro
Andy Kennedy (2005-06)	21-13 (.618)	8th in BIG EAST
Mick Cronin (2006-07)	11-19 (.367)	16th in BIG EAST

## FIFTH THIRD ARENA

- » Cincinnati has sold out season tickets for the second consecutive season since Fifth Third Arena (capacity 12,012) reopened after a 20-month, privately funded \$87-million renovation prior to the 2018-19 season.
- » UC averaged 11,256 fans per game last season, ranking 29th in the nation and the highest at Fifth Third Arena since 2003-04 (12,237).
- » The Bearcats have registered a 408-82 record (.833 win percentage) at the arena since its opening for the 1989-90 campaign. UC was 16-2 at home in 2018-19.
- » While Fifth Third Arena was undergoing renovation during the 2017-18 season, UC played its home schedule at BB&T Arena on the campus of Northern Kentucky University where current UC head coach John Brannen was leading the Norse.

## BEARCAT POINTS OF PRIDE

- » Cincinnati is one of six schools in the nation to have appeared in the last nine NCAA Tournaments, joining Duke, Gonzaga, Kansas, Michigan State and North Carolina.
- » UC's 33 NCAA Tournament appearances are tied for 12th most in the nation.
- » UC's 1,826 all-time wins rank 13th most in the nation.
- » UC has won 26 or more games in five of the last eight seasons and has won at least 22 games in each of the last nine seasons.
- » Since the 2011-12 academic year, 24 of 27 UC men's basketball seniors have graduated including 15 straight. Redshirt senior Trevon Scott graduated in December 2018.

## CININNATI TRADITION - BY THE NUMBERS

- » 2 National Titles (1961, 1962)
- » 6 Final Fours (1959-63, 1992)
- » 8 Elite Eights (Last: 1996)
- » 11 Sweet Sixteens (Last: 2012)
- » 33 NCAA Tournament Appearances
- » 23 NCAA Tournament Appearances since 1992
- » 10 NIT Appearances
- » 28 Conference Regular-Season Titles (Last: 2018)
- » 12 Conference Tournament Titles (Last: 2019)
- » 1,826 all-time wins (13th in nation)
- » 32 All-Americans (Last: Jarron Cumberland [2019])
- » 82 All-Conference Selections (Last: Jarron Cumberland [2019])
- » 57 NBA Draft Picks (Last: Jacob Evans III [2018])
- » 53 members of 1,000-point club
- » Ranked as the No. 10 program in the nation by the Associated Press in a 2017 ranking of school's with the most appearance in the AP poll.
- » 431 weeks ranked in AP Top 25
- » 212 weeks ranked in AP Top 10
- » 45 weeks ranked as AP No. 1
- » 2 Members of National Basketball Hall of Fame Jack Twyman & Oscar Robertson
- » 2 Olympic Gold Medalists Robertson (1960) & George Wilson (1964)

## OVER THE LAST NINE-PLUS SEASONS

- » Cincinnati is one of six schools in the nation to have appeared in the last nine NCAA Tournaments, joining Duke, Gonzaga, Kansas, Michigan State and North Carolina.
- » **UC'S ACHIEVEMENTS THE LAST NINE-PLUS SEASONS:**
- » 245-86 overall record (.740 win percentage)
- » 89 wins in AAC play (league best)
- » Won two AAC regular-season titles (2014, 2018) and two AAC tournament championships (2018, 2019).
- » 145-23 home record (.863 win percentage), including a 56-4 mark since the start of 2016-17.
- » Ranked in the AP Top 25 poll for 71 weeks.
- » 24 all-conference awards won by 10 different players.
- » Four former players signing with NBA teams (Troy Caupain, Gary Clark, Jacob Evans III and Sean Kilpatrick).

### NCAA DIVISION I WINS - TOP 20 (THRU JAN. 16)

RK	TEAM	WINS
1.	Kentucky	2,305
2.	Kansas	2,287
3.	North Carolina	2,269
4.	Duke	2,191
5.	Temple	1,936
6.	Syracuse	1,914
7.	UCLA	1,900
8.	Notre Dame	1,892
9.	St. John's	1,866
10.	Indiana	1,848
11.	BYU	1,843
12.	Utah	1,830
13.	<b>Cincinnati</b>	<b>1,826</b>
14.	Arizona	1,824
15.	Purdue	1,813
16.	Western Kentucky	1,806
17.	Washington	1,805
T18.	Illinois	1,802
T18.	Texas	1,802
20.	Penn	1,797

### MOST WINS SINCE THE START OF 2016-17

(THRU JAN. 16)						
Rk	Team	16-17	17-18	18-19	19-20	Record (%)
1.	Gonzaga	37-2	32-5	33-4	19-1	121-12 (.910)
2.	Villanova	32-4	36-4	26-10	13-3	107-21 (.836)
3.	Duke	28-9	29-8	32-6	15-2	104-25 (.806)
4.	Kansas	31-5	31-8	26-10	13-3	101-26 (.795)
T5.	Virginia	23-11	31-3	35-3	11-5	100-22 (.820)
T5.	Michigan	26-12	33-8	30-7	11-5	100-32 (.758)
T5.	Kentucky	32-6	26-11	30-7	12-4	100-28 (.781)
8.	<b>Cincinnati</b>	<b>30-6</b>	<b>31-5</b>	<b>28-7</b>	<b>10-7</b>	<b>99-25 (.798)</b>
9.	Nevada	28-7	29-8	29-5	11-7	97-27 (.782)
10.	UNC	33-7	26-11	29-7	8-8	96-33 (.744)

### BEST HOME WIN PERCENTAGE SINCE START OF 2016-17

(THRU JAN. 16)		
Team	W-L	Win%
Gonzaga	59-2	.967
Florida State	54-3	.947
South Dakota State	51-3	.944
<b>Cincinnati</b>	<b>56-4</b>	<b>.933</b>
Purdue	54-4	.931
New Mexico State	55-4	.932
Nevada	50-4	.926
Duke	53-5	.914
Michigan State	53-5	.914
Texas Tech	58-6	.906

### MOST HOME WINS SINCE START OF 2016-17

(THRU JAN. 16)	
Team	Wins
Gonzaga	59
Kentucky	58
Texas Tech	58
Louisville	57
Oregon	57
<b>Cincinnati</b>	<b>56</b>
Saint Mary's	56
Michigan	55
New Mexico State	55
Purdue	54
Duke	53
Houston	53
Michigan State	53

### AAC LEAGUE WINS - SINCE FORMATION (2013-14)

(THRU JAN. 16)		
Rk	Team (First season in league)	W-L
1.	<b>Cincinnati (2013-14)</b>	<b>89-24</b>
2.	Houston (2013-14)	67-43
3.	Memphis (2013-14)	63-49
4.	Temple (2013-14)	61-51
5.	SMU (2013-14)	*59-41
6.	UConn (2013-14)	56-55
7.	Tulsa (2014-15)	57-37
8.	UCF (2013-14)	47-64

\* - Vacated 12 wins from 2013-14 season

-GOBEARCATS.COM-





## THE BRANNEN FILE

- » **Hometown:** Alexandria, Ky.
- » **Alma Mater:** Marshall, 1997
- » **Family:** wife, Lisa;  
twin daughters, Jaylee and Katelyn

## COACHING EXPERIENCE

- » **1999-2000:**  
Asst. Coach, Charleston (W.Va.)
- » **2001-2002 to 2002-03:**  
Asst. Coach, Eastern Kentucky
- » **2003-04 to 2005-06:**  
Asst. Coach, St. Bonaventure
- » **2006-07 to 2008-09:**  
Asst. Coach, VCU
- » **2009-10 to 2012-13:**  
Asst. Coach, Alabama
- » **2013-14 to 2014-15:**  
Assoc. Head Coach, Alabama
- » **2015-16 to 2018-19:**  
Head Coach, Northern Kentucky

## PLAYING EXPERIENCE

- » **1993-1994 to 1994-95:**  
Morehead State
- » **1995-96 to 1996-97:**  
Marshall
  - First Team All-Southern Conference as a senior (1997)
  - Led the Southern Conference in scoring as a senior (20.9 points)
  - Scored 1,008 points in two seasons playing for Billy Donovan (1996) and Greg White (1997)

## CINCINNATI HEAD COACH JOHN BRANNEN

John Brannen was named the 27th head coach in University of Cincinnati men's basketball history on April 14, 2019.

Brannen had served as Northern Kentucky University's head coach since the 2015-2016 season, taking the Norse to unprecedented success as the school's athletics department underwent reclassification. Since earning active Division I status eligibility prior to the start of the 2016-17 season, the Norse men's basketball program has compiled a 72-30 overall record, making three consecutive postseason appearances (NCAA Tournament [2017, 2019], NIT [2018]), winning back-to-back Horizon League regular-season championships (2018, 2019) and claiming a pair of conference tournament titles (2017, 2019). No other school in the nation has enjoyed NKU's amount of success in its first three years with active status at the Division I level.

Brannen, whose coaching career spans 20 seasons, owns a 92-59 career record as head coach, including an 10-7 mark at Cincinnati. He registered an 81-51 ledger in four seasons at NKU and a 1-1 mark as Alabama's interim head coach at the end of the 2014-15 campaign.

The 2017 Horizon League Coach of the Year, Brannen led the Norse to a 24-11 record in 2016-17, the Horizon League Tournament title and an appearance in the NCAA Tournament in the school's first season of active status eligibility. NKU's win total was an improvement of 15 victories from the previous season, marking the third-best turnaround in the nation behind only UCLA and Minnesota.

Brannen guided NKU to a 22-10 mark, the Horizon League regular-season championship and an NIT appearance in 2017-18. Last season, NKU posted a Division I-era record 26 wins with eight losses, claiming the league regular-season championship and tournament title and its second NCAA Tournament appearance in three years.

Brannen's players earned 10 Horizon League postseason accolades at NKU, highlighted by Drew McDonald receiving league player of the year honors a year ago. NKU finished 2018-19 ranked 11th in the nation in both total assists (592) and assists per game (16.9). The Norse also ranked nationally in field goal shooting percentage (27th at .478), scoring margin (28th at +9.6), assist-to-turnover ratio (32nd at 1.34), three-point shooting defense (34th at .314), rebound margin (43rd at +4.5) and scoring offense (44th at 78.5 points).

Brannen came to NKU after spending six seasons (2010-2015) at Alabama coaching under Anthony Grant, four as an assistant coach and two as the associate head coach. The Crimson Tide made four postseason appearances during his stay. Alabama finished as the runners up at the 2011 NIT, posting a 25-12 overall mark and winning the Southeastern Conference West Division title. The Crimson Tide made an NCAA Tournament appearance the following season and later advanced to the NIT quarterfinals in 2013 and the second round of the NIT in 2015. Brannen served as interim head coach for Alabama's two games in the 2015 NIT. While in Tuscaloosa, Brannen helped sign Alabama's 2011 recruiting class that ranked fifth in the nation according to Rivals.com.

Prior to Alabama, Brannen served as an assistant coach at VCU for three seasons (2007-09) under Anthony Grant, helping lead the Rams to three 20-win campaigns, two NCAA Tournament appearances (2007, 2009) and a showing in the NIT (2008). The 2007 squad posted a 28-7 mark, upsetting Duke in the first round of the NCAA Tournament. Brannen helped recruit Larry Sanders, who later was drafted by Milwaukee as the 15th pick in the 2010 NBA draft and also helped recruit four of VCU's five starters on its 2011 Final Four team.

Brannen also was an assistant coach at St. Bonaventure (2004-06) for three seasons, Eastern Kentucky (2001-2003) for three seasons and Charleston for the 2000 campaign.

A native of nearby Alexandria, Ky., Brannen attended Newport Central Catholic High School. He began his collegiate playing career at Morehead State before transferring to Marshall for his final two seasons, playing for head coaches Billy Donovan (1996) and Greg White (1997).

Brannen was a first team All-Southern Conference selection as a senior at Marshall in 1996-97 when he led the league in scoring, averaging 20.9 points. He scored 1,008 points in two seasons with the Thundering Herd and still ranks among the school's top 25 players in career free throw percentage (.777), career three-pointers made (14th at 135), career three-point shooting percentage (14th at .386), single-season scoring (12th with 605 points in 1996-97) and single-season scoring average (23rd with 20.9 points during 1996-97).

A Rhodes Scholar finalist, Brannen received scholarships from both the NCAA and Southern Conference. He earned a degree in business management from Marshall in 1997. He was inducted into the Marshall University Athletics Hall of Fame in September 2019.

Following his time at Marshall, Brannen played two seasons of professional basketball in Belgium's First Division before beginning his coaching career.

Brannen and his wife Lisa live in Northern Kentucky and are the proud parents of twin daughters, Jaylee and Katelyn.

## BRANNEN'S YEARLY COACHING RECORD

SEASON	SCHOOL (CONF.)	POSITION	RECORD/LEAGUE (FINISH)	LEAGUE TOURNAMENT (RECORD)	POSTSEASON (RECORD)
2014-15	Alabama (SEC)	Interim Head Coach	1-1/--	--	NIT Second Round (1-1)
<b>Alabama Totals</b>			<b>1 year</b>	<b>1-1/0-0</b>	<b>.500/.000</b>
SEASON	SCHOOL (CONF.)	POSITION	RECORD/LEAGUE (FINISH)	LEAGUE TOURNAMENT (RECORD)	POSTSEASON (RECORD)
2015-16	Northern Kentucky (Horizon)	Head Coach	9-21/5-13 (8th)	First Round (0-1)	None
2016-17	Northern Kentucky (Horizon)	Head Coach	24-11/12-6 (T-3rd)	Champions (3-0)	NCAA First Round (0-1)
2017-18	Northern Kentucky (Horizon)	Head Coach	22-10/15-3 (1st)	First Round (0-1)	NIT First Round (0-1)
2018-19	Northern Kentucky (Horizon)	Head Coach	26-9/13-5 (T-1st)	Champions (3-0)	NCAA First Round (0-1)
<b>Northern Kentucky Totals</b>			<b>4 years</b>	<b>81-51/45-27</b>	<b>.614/.625</b>
SEASON	SCHOOL (CONF.)	POSITION	RECORD/LEAGUE (FINISH)	LEAGUE TOURNAMENT (RECORD)	POSTSEASON (RECORD)
2019-20	Cincinnati (AAC)	Head Coach	10-7/3-2		.588/.600
<b>Cincinnati Totals</b>			<b>First Year</b>	<b>10-7/3-2</b>	<b>.588/.600</b>
<b>Head Coaching Totals</b>		<b>Fifth Year</b>	<b>92-59/48-29</b>		<b>.609/.623</b>

## BRANNEN'S RECORD AGAINST ALL OPPONENTS

SCHOOL	W-L	SCHOOL	W-L	SCHOOL	W-L	SCHOOL	W-L
<b>Alabama A&amp;M</b>	<b>1-0</b>	Eastern Kentucky	1-1	Manhattan	1-0	Southeast Missouri State	2-0
Austin Peay	0-1	Eastern Washington	1-0	UMBC	1-1	<b>SMU</b>	<b>0-0</b>
Berea	1-0	East Tennessee State	1-1	<b>Memphis</b>	<b>0-2</b>	<b>Temple</b>	<b>0-0</b>
<b>Bowling Green</b>	<b>0-1</b>	<b>Fordham</b>	<b>0-0</b>	Miami	0-1	<b>Tennessee</b>	<b>1-0</b>
Brescia	1-0	<b>Grand Canyon</b>	<b>0-0</b>	Miami (Ohio)	2-0	Texas A&M	0-1
<b>UCF</b>	<b>1-1</b>	Green Bay	5-3	Michigan	0-1	Texas Tech	0-1
Cincinnati	0-1	<b>Houston</b>	<b>0-0</b>	Milwaukee	7-3	Tiffin	1-0
Cleveland State	5-4	Illinois	1-1	Morehead State	3-1	Toledo	0-1
Coastal Carolina	1-0	<b>Illinois State</b>	<b>1-0</b>	<b>Nevada</b>	<b>0-0</b>	<b>Tulane</b>	<b>0-1</b>
<b>Colgate</b>	<b>0-1</b>	IU-Kokomo	1-0	Norfolk State	2-0	<b>Tulsa</b>	<b>1-0</b>
Delaware	1-0	IUPUI	3-1	UNC Asheville	1-0	<b>UConn</b>	<b>1-0</b>
Detroit Mercy	8-1	Iona	1-0	North Carolina A&T	0-1	UIC	6-2
<b>Drake</b>	<b>1-0</b>	<b>Iowa</b>	<b>0-1</b>	North Carolina Central	0-1	<b>UNLV</b>	<b>1-0</b>
Earlham	1-0	James Madison	1-0	Northern Illinois	2-0	<b>USF</b>	<b>0-0</b>
<b>East Carolina</b>	<b>0-0</b>	Kentucky	0-1	Oakland	4-5	<b>Valparaiso</b>	<b>2-3</b>
Eastern Illinois	1-1	Louisville	0-1	<b>Ohio State</b>	<b>0-1</b>	<b>Vermont</b>	<b>1-1</b>

*Possible 2019-20 opponents in boldface*

## THE LAST TIME...

### TEAM

#### 100 POINTS BY A TEAM

By UC	105 vs. Arkansas-Pine Bluff, 11/27/18
By Opponent	104 by UConn (40T), 3/11/16

#### 90-99 POINTS BY A TEAM

By UC	93 vs. UCLA, 12/19/18
By Opponent	91 by Bowling Green, 11/24/19

#### 30-PLUS POINT WIN

By UC	31 (75-44) vs. Tulsa, 1/8/20
By Opponent	38 (89-51) vs. Notre Dame, 3/10/11

#### 60 PERCENT SHOOTING BY A TEAM

By UC	.641 vs. Arkansas-Pine Bluff, 11/27/18
By Opponent	.674 vs. Pittsburgh, 2/14/09

#### 50 PERCENT SHOOTING BY A TEAM

By UC	.500 at UCF, 1/11/20
By Opponent	.517 by SMU, 3/15/19

#### CINCINNATI PLAYED A RANKED OPPONENT

UC Win	78-66 vs. No. 21 Tennessee, 12/18/19
UC Loss	49-60 at No. 22 Memphis, 1/16/20

#### SINGLE OVERTIME GAME

UC Win	72-65 (OT) vs. UNLV, 11/30/19
UC Loss	91-84 (OT) vs. Bowling Green, 11/24/19

#### DOUBLE OVERTIME GAME

UC Win	72-70 (2OT) vs. Georgetown, 3/8/12
UC Loss	104-97 (4OT) vs. UConn, 3/11/16

#### TRIPLE OVERTIME GAME

UC Win	75-73 (7OT*) vs. Bradley, 12/21/81
UC Loss	104-97 (4OT) vs. UConn, 3/11/16

\* - NCAA record.

### INDIVIDUAL

#### 40 POINTS BY A PLAYER

By UC	41, Steve Logan vs. Southern Mississippi, 2/15/02
By Opponent	40, Trevon Bluiett, Xavier, 1/26/17

#### 30 POINTS BY A PLAYER

By UC	33, Jarron Cumberland, vs. Houston, 3/17/19
By Opponent	31, Corey Davis Jr., vs. Houston, 3/10/19

#### 20 REBOUNDS BY A PLAYER

By UC	20, Cedric McGowan vs. DePaul, 1/4/06
By Opponent	four times

#### 15 REBOUNDS BY A PLAYER

By UC	15, Gary Clark, at UCF, 1/16/18
By Opponent	15, Greg Monroe, vs. Georgetown, 3/6/10

#### TWO PLAYERS WITH 20 OR MORE POINTS IN SAME GAME

By UC	Keith Williams (23), Jaevin Cumberland (21) vs. Vermont, 12/3/19
By Opponent	Daniel Hamilton (32), Jalen Adams (22) vs. UConn, 3/11/16

#### THREE PLAYERS WITH 10 OR MORE REBOUNDS IN SAME GAME

By UC	Gary Clark (10), Kyle Washington (10) & Troy Caupain (10) at Iowa State, 12/1/16
-------	--

#### TWO PLAYERS WITH 10 OR MORE REBOUNDS IN SAME GAME

By UC	Trevon Scott (10), Nysier Brooks (10) at Wichita State, 1/19/18
By Opponent	Ben Moore (11), Sterling Brown (11) vs. SMU, 1/12/17

#### 10 ASSISTS BY A PLAYER

By UC	10, Troy Caupain, vs. USF, 2/4/16
By Opponent	10, Chris Howard, at USF, 2/14/09

#### FIVE STEALS BY A PLAYER

By UC	5, Chris McNeal vs. Iowa, 12/21/19
By Opponent	5, Galen Robinson, Jr., vs. Houston, 3/11/18

#### FIVE BLOCKED SHOTS BY A PLAYER

By UC	5, Nysier Brooks, vs. Wichita State, 2/17/19
By Opponent	5, Tacko Fall, vs. UCF, 2/21/19

#### DOUBLE-DOUBLE BY A UC PLAYER

UC Win	Trevon Scott (14 pts, 11 rebs) at UCF, 1/11/20
UC Loss	Gary Clark (14 pts, 12 rebs) at Butler, 12/10/16

### DOUBLE-DOUBLES BY TWO UC PLAYERS

By UC	Trevon Scott (15 pts, 10 rebs) & Nysier Brooks (12 pts, 10 rebs) vs. Milwaukee, 11/16/18
-------	--

### DOUBLE-DOUBLES BY THREE UC PLAYERS

By UC	Troy Caupain (37 pts, 10 rebs), Octavius Ellis (13 pts, 10 rebs) & Gary Clark (12 pts, 12 rebs) vs. UConn, 3/11/16
-------	--

### TRIPLE-DOUBLE BY A UC PLAYER

By UC	Eric Hicks (22 pts., 12 rebs., 10 blks.) vs. Marquette, 1/7/06
-------	--

### UC PLAYER LED TEAM IN POINTS, REBOUNDS & ASSISTS

By UC	Jarron Cumberland (24 pts, 9 rebs, 57 assts) vs. SMU, 2/2/19
-------	--

### A PLAYER WON A GAME IN THE FINAL SECONDS

By UC	Jacob Evans III hits 19-foot jumper with 0.4 left at Temple as UC wins 55-53, 1/4/18
By Opponent	Roosevelt Jones layup with 0.1 left Butler defeats UC 78-76, 12/2/15

### FOUR PLAYERS SCORED IN DOUBLE FIGURES

By UC	Jarron Cumberland (22), Jaevin Cumberland (16) Chris Vogt (12), trevon Scott (10) vs. Tulsa, 1/8/20
-------	---

### FIVE PLAYERS SCORED IN DOUBLE FIGURES

By UC	Keith Williams (15), Jaevin Cumberland (14) Jarron Cumberland (11), Chris Vogt (10), Mike Adams-Woods (10) at Xavier, 12/9/19
-------	---

### SIX PLAYERS SCORED IN DOUBLE FIGURES

By UC	Trevon Scott (15), Chris Vogt (11), Keith Williams (11), Mika Adams-Woods (11), Jaevin Cumberland (11), Jarron Cumberland (10) vs. Tennessee, 12/18/19
-------	--

### SEVEN PLAYERS SCORED IN DOUBLE FIGURES

By UC	Kevin Johnson (18), Jacob Evans (17), Justin Jenifer (13), Kyle Washington (12), Jarron Cumberland (11) Troy Caupain (10), Tre Scott (10) vs. Fairleigh Dickinson, 12/17/16
-------	---

### EIGHT PLAYERS SCORED IN DOUBLE FIGURES

By UC	Farad Cobb (15), Shaq Thomas (14), Kevin Johnson (14), Coreontae DeBerry (12), Justin Jenifer (11), Quadri Moore (10), Jacob Evans (10), Octavius Ellis (10) vs. Robert Morris, 11/15/15
-------	--



## THE POLLS

### ASSOCIATED PRESS POLL (JAN. 13)

RK.	TEAM (FIRST PLACE VOTES)	
1	Gonzaga (30)	1574
2	Baylor (31)	1567
3	Duke (4)	1529
4	Auburn	1359
5	Butler	1299
6	Kansas	1286
7	San Diego State	1266
8	Oregon	1163
9	Florida State	1093
10	Kentucky	960
11	Louisville	943
12	West Virginia	911
13	Dayton	842
14	Villanova	822
15	Michigan State	735
16	Wichita State	629
17	Maryland	616
18	Seton Hall	496
19	Michigan	358
20	Colorado	345
21	Ohio St.	270
22	Memphis	232
23	Texas Tech	111
24	Illinois	109
25	Creighton	97

### OTHERS RECEIVING VOTES:

Iowa 88; Stanford 77; Arkansas 65; Indiana 50; Virginia 41; Penn St. 36; Louisiana State 30; Arizona 20; Wisconsin 19; Liberty 11; Northern Iowa 10; Purdue 10; Washington 9; Duquesne 9; Rutgers 8; Texas Christian 8; Virginia Tech 5; Oregon St. 4; Houston 4; Brigham Young 3; East Tennessee St. 2; Akron 1; Harvard 1; Southern California 1; St. Mary's 1.

### USA TODAY COACHES POLL (JAN. 13)

RK.	TEAM (FIRST PLACE VOTES)	
1	Gonzaga (16)	775
2	Baylor (10)	764
3	Duke (6)	757
4	Auburn	685
5	Butler	660
6	San Diego St.	622
7	Kansas	586
8	Oregon	543
9	Florida State	508
10	Louisville	469
11	Dayton	452
12	Kentucky	449
13	West Virginia	432
14	Michigan St	391
15	Villanova	356
16	Wichita St.	309
17	Maryland	301
18	Seton Hall	279
19	Ohio St.	137
20	Michigan	131
21	Colorado	120
22	Memphis	73
23	Texas Tech	72
24	Iowa	60
25	Stanford	59

### OTHERS RECEIVING VOTES:

Creighton 53; Virginia 51; Arkansas 44; Indiana 38; Arizona 37; Illinois 33; Penn St. 23; Louisiana State 22; Rutgers 19; Houston 18; Wisconsin 17; Purdue 15; Northern Iowa 10; Texas Christian 7; St. Mary's 6; Marquette 6; Xavier 4; New Mexico 3; Liberty 2; Yale 1; Providence 1.

## 2019-20 AMERICAN ATHLETIC CONFERENCE

### 2019-20 AMERICAN CONFERENCE STANDINGS (THRU JAN. 16)

TEAM	AAC	PCT.	OVERALL	PCT.
Wichita State	3-1	.750	15-2	.882
Memphis	3-1	.750	14-3	.824
Houston	3-1	.750	13-4	.765
Tulsa	3-1	.750	11-6	.647
<b>Cincinnati</b>	<b>2-2</b>	<b>.500</b>	<b>10-7</b>	<b>.588</b>
SMU	2-2	.500	12-4	.750
East Carolina	2-2	.550	8-9	.471
Temple	2-3	.400	10-6	.625
Tulane	2-3	.400	10-7	.588
UConn	1-3	.250	10-6	.625
USF	1-3	.250	8-9	.471
UCF	1-4	.500	10-7	.588

### 2019-20 AAC COMPOSITE SCHEDULE

#### Saturday, Jan. 18

UConn at Villanova	Noon	FS1
Houston at Wichita State*	4 p.m.	ESPN2/ESPNU
USF at UCF*	6 p.m.	ESPNU
Temple at SMU*	8 p.m.	ESPN2/ESPNU
Tulsa at Tulane*	TBD	ESPN3

#### Sunday, Jan. 19

<b>ECU at Cincinnati*</b>	<b>6 p.m.</b>	<b>ESPNU</b>
---------------------------	---------------	--------------

#### Tuesday, Jan. 21

Wichita State at USF*	7 p.m.	ESPNEWS
-----------------------	--------	---------

#### Wednesday, Jan. 22

<b>Cincinnati at Temple*</b>	<b>7 p.m.</b>	<b>ESPNEWS</b>
ECU at SMU*	8 p.m.	ESPN3
Memphis at Tulsa*	9 p.m.	ESPNU

#### Thursday, Jan. 23

UConn at Houston*	9 p.m.	ESPNU
-------------------	--------	-------

#### Saturday, Jan. 25

Temple at Penn	2 p.m.	
SMU at Memphis*	4 p.m.	CBSSN
Tulane at ECU*	6 p.m.	ESPNU
UCF at Wichita State*	8 p.m.	ESPNU

#### Sunday, Jan. 26

Tulsa at UConn*	Noon	CBSSN
USF at Houston*	2 p.m.	CBSSN

#### Tuesday, Jan. 28

<b>SMU at Cincinnati*</b>	<b>7 p.m.</b>	<b>ESPNEWS</b>
Wednesday, Jan. 29		
Memphis at UCF*	7 p.m.	ESPN2/ESPNU
Temple at UConn*	7 p.m.	ESPNEWS
Houston at ECU*	7 p.m.	ESPN3
USF at Tulane*	8 p.m.	ESPN3

#### Saturday, Feb. 1

UConn at Memphis*	1 p.m.	CBS
UCF at USF*	4 p.m.	ESPNU
<b>Houston at Cincinnati*</b>	<b>6 p.m.</b>	<b>ESPN2</b>
Wichita State at Tulsa*	6 p.m.	ESPNU
ECU at Temple*	6 p.m.	CBSSN
Tulane at SMU*	8 p.m.	ESPNU

#### Wednesday, Feb. 5

Temple at Memphis*	8 p.m.	CBSSN
--------------------	--------	-------

### CINCINNATI IN THE AMERICAN 2019-20 TEAM STATISTICS - ALL GAMES (THRU JAN. 16)

CATEGORY	[*NATIONAL] LEAGUE RANK (STAT)
Scoring.....	6th (71.6)
Scoring Defense.....	7th (65.6)
Scoring Margin.....	6th (+6.0)
Free Throw Pct. ....	11th (.668)
Field Goal Pct. ....	4th (.443)
Field Goal Pct. Defense.....	6th (.398)
3-Pt Field Goal Pct. ....	10th (.311)
3-Pt Field Goal Pct. Defense.....	6th (.313)
Rebounding Offense.....	7th (38.4)
Rebounding Defense.....	4th (33.4)
Rebounding Margin.....	4th (+4.9)
Blocked Shots.....	4th (4.1)
Assists.....	5th (14.5)
Steals.....	9th (6.4)
Turnover Margin.....	10th (-0.47)
Assist-to-Turnover Ratio.....	9th (1.0)
Offensive Rebounds.....	8th (11.2)
Defensive Rebounds.....	6th (27.2)
3-Pt Field Goals Made.....	10th (6.2)

### 2019-20 INDIVIDUAL STATISTICS

#### [\*NATIONAL] LEAGUE RANK (STAT)

<b>Scoring</b>	
Jarron Cumberland.....	12th (13.7)
Chris Vogt.....	T15th (13.7)
Keith Williams.....	21st (12.4)
Jaevin Cumberland.....	30th (9.9)

#### Rebounding

Trevon Scott.....	T4th (9.0)
Chris Vogt.....	12th (6.6)

#### Field Goal Percentage

Chris Vogt.....	[4th] 1st (.688)
-----------------	------------------

#### Assists

Jarron Cumberland.....	6th (3.8)
------------------------	-----------

#### Free Throw Percentage

Keith Williams.....	9th (.797)
---------------------	------------

#### Steals

Trevon Scott.....	11th (1.6)
-------------------	------------

#### 3-Point Field Goal Percentage

Keith Williams.....	9th (.395)
---------------------	------------

#### 3-Point Field Goals Made

Jaevin Cumberland.....	2nd (2.2)
------------------------	-----------

#### Blocked Shots

Chris Vogt.....	4th (1.4)
Keith Williams.....	12th (0.9)

#### Assist-to-Turnover Ratio

Jarron Cumberland.....	T13th (1.1)
------------------------	-------------

#### Offensive Rebounds

Chris Vogt.....	5th (2.8)
Trevon Scott.....	6th (2.7)

#### Defensive Rebounds

Trevon Scott.....	4th (6.3)
-------------------	-----------

#### Minutes Played

Trevon Scott.....	9th (31.4)
Jarron Cumberland.....	15th (29.9)
Keith Williams.....	21st (28.8)
Chris Vogt.....	T25th (28.2)

\*National rankings are in brackets. (Statistics through Jan. 16)

## CINCINNATI'S WEEKLY RANKINGS

ASSOCIATED PRESS	WEEK	USA TODAY
RV	Preseason	--
--	Nov. 11	No poll
--	Nov. 18	RV
RV	Nov. 25	RV
--	Dec. 2	--
--	Dec. 9	--
--	Dec. 16	--
--	Dec. 23	--
--	Dec. 30	--
--	Jan. 6	--
--	Jan. 13	--

UC'S RECORD WHEN

	2019-20
Home games	7-1
Away games	1-4
Neutral site games	2-2
Conference games	2-2
vs. Top 25 teams	1-2
Overtime games	2-1
Lead at halftime	7-3
Trail at halftime	4-3
Tied at halftime	0-0
Lead with 10:00 left	8-2
Trail with 10:00 left	2-5
Tied with 10:00 left	0-0
Lead with 5:00 left	9-2
Trail with 5:00 left	1-4
Tied with 5:00 left	0-1
Lead with 2:00 left	9-2
Trail with 2:00 left	1-5
Tied with 2:00 left	0-0
Shoot better FG%	9-1
Shoot worse FG%	0-6
Shoot 50%-plus	5-0
Shoot below 50%	5-7
Opp. shoots 50%-plus	0-0
Opp. shoots below 50%	10-7
Opp. shoots below 40%	6-0
Make 7 or fewer 3FGs	7-6
Make 8 or more 3FGs	3-1
Shoot more FTs than opp.	6-3
Out-rebound opp.	8-4
Opp. out-rebounds UC	1-3
Same number of rebounds	1-0
Commit fewer TOs	4-3
Commit the same/more TOs	6-4
Commit 12 or less TOs	2-1
Outscore opp. bench	7-4
1-3 point games	1-1
4-5 point games	1-1
6-10 point games	2-4
11-19 point games	3-1
20-plus point games	3-0
Score 59 or fewer pts	0-2
Score 60-69 pts	3-2
Score 70 or more pts	4-3
Score 80 or more pts	3-1
Hold opp. to 50 or fewer pts	1-0
Hold opp. to 51-60 pts	4-2
Hold opp. to 61-70 pts	3-2
Opp. scores 70-plus pts	2-4
Opp. scores 80-plus pts	0-1
November	5-2
December	2-3
January	3-2
February	0-0
March	0-0
Monday	2-0
Tuesday	1-0
Wednesday	3-1
Thursday	1-1
Friday	1-0
Saturday	2-3
Sunday	0-2

BEARCATS STARTING LINEUPS

OPPONENT	UC STARTERS
Thomas More (EXH.)	McNeal, Jar. Cumberland, Williams, Scott, Vogt
at Ohio State	McNeal, Jar. Cumberland, Williams, Scott, Vogt
Drake	McNeal, Jar. Cumberland, Williams, Scott, Vogt
Alabama A&M	McNeal, Jae. Cumberland, Williams, Scott, Vogt
vs. Illinois State	McNeal, Jar. Cumberland, Williams, Scott, Vogt
vs. Bowling Green	McNeal, Jar. Cumberland, Williams, Scott, Vogt
vs. Valparaiso	McNeal, Jae. Cumberland, Williams, Scott, Vogt
UNLV	McNeal, Jar. Cumberland, Williams, Scott, Vogt
Vermont	McNeal, Jar. Cumberland, Williams, Scott, Vogt
at Xavier	McNeal, Jar. Cumberland, Williams, Scott, Vogt
Colgate	McNeal, Jar. Cumberland, Williams, Scott, Vogt
Tennessee	Adams-Woods, Jar. Cumberland, Williams, Scott, Vogt
vs. Iowa	Adams-Woods, Jar. Cumberland, Williams, Scott, Vogt
UConn	Adams-Woods, Jar. Cumberland, Williams, Scott, Vogt
at Tulane	Adams-Woods, Jar. Cumberland, Williams, Scott, Vogt
Tulsa	Adams-Woods, Jar. Cumberland, Williams, Scott, Vogt
at UCF	Adams-Woods, Jar. Cumberland, Williams, Scott, Vogt
at Memphis	Adams-Woods, Jar. Cumberland, Williams, Scott, Vogt
ECU	
at Temple	
SMU	
Houston	
at Wichita State	
at UConn	
Memphis	
at ECU	
UCF	
Wichita State	
at Houston	
at USF	
Temple	

RECORD BY STARTING LINEUPS

UC STARTERS	RECORD
McNeal, Jar. Cumberland, Williams, Scott, Vogt	4-4
McNeal, Jae. Cumberland, Williams, Scott, Vogt	2-0
Adams-Woods, Jar. Cumberland, Williams, Scott, Vogt	4-3

PLAYERS IN DOUBLE FIGURES

# OF PLAYERS	0	1	2	3	4	5	6	7
TIMES THIS SEASON	0	0	1	6	8	1	1	0

LEADS & DEFICITS

<b>LARGEST LEAD OF SEASON -</b> 36 pts (3:38, 2nd half vs. Tulsa [1/8/20])
<b>LARGEST LEAD LOST IN DEFEAT -</b> 13 pts (0:45, 1st half vs. Bowling Green [11/24/19])
<b>LARGEST DEFICIT OF SEASON -</b> 16 pts (11:55, 2nd half at Xavier [12/7/19])
<b>LARGEST DEFICIT OVERCOME IN VICTORY -</b> 12 pts (18:18, 2nd half vs. UNLV [11/30/19])

OVERTIME RECORDS

UC'S OVERALL RECORD	60-56
1 OT Games	51-45
2 OT Games	8-8
3 OT Games	0-1
4 OT Games	0-2
7 OT Games	1-0

RECORDS IN OVERTIME GAMES		
Home	30-17	.638
Schmidlapp Gym	3-4	.429
Schmidt Fieldhouse	0-1	.000
Music Hall	0-1	.000
Armory Fieldhouse	5-4	.556
Cincinnati Gardens	3-2	.600
U.S. Bank Arena	3-1	.750
Fifth Third Arena	16-4	.800
Away	18-30	.375
Neutral	12-9	.571

- Current Streak:** Won 2
- Longest Winning Streak:** 5 (Tay Baker - 1966-67)
- Longest Losing Streak:** 4 (Bob Ruess, 1943 - John Weithe, 1950)
- On Dec. 21, 1981 UC & Bradley played an NCAA-record 70T game (UC won, 75-73)
  - Cincinnati has been involved in two of the five NCAA tournament championship games to go into overtime. The Bearcats defeated Ohio State, 70-65, in 1961, but lost to Loyola (Ill.), 60-58, in 1963.
  - In 1966-67, Cincinnati played six overtime games, winning five.

UC COACHES IN OVERTIME GAMES			
COACH (YEARS)	NO.	RECORD	PCT.
John Brannen (2019-Present)	2	2-1	.667
Mick Cronin (2006-2019)	27	15-12	.556
Bob Huggins (1989-2005)	25	14-11	.560
Tay Baker (1965-72)	9	7-2	.778
Ed Jucker (1960-65)	9	4-5	.444
Ed Badger (1978-83)	8	3-5	.375
Tony Yates (1983-89)	7	2-5	.286
John Wiethe (1946-52)	5	1-4	.200
George Smith (1952-60)	4	3-1	.750
Gale Catlett (1972-78)	4	2-2	.500
Frank Rice (1928-32)	4	1-3	.250
Boyd Chambers (1918-28)	3	3-0	1.000
Clark Ballard (1939-42)	2	2-0	1.000
Andy Kennedy (2005-06)	2	1-1	.250
Tay Brown (1933-37)	2	0-2	.000
John Halliday (1932-33)	1	0-1	.000
Bob Ruess (1942-44)	1	0-1	.000
Walter Van Winkle (1937-39)	0	—	—
Ray Farnham (1944-46)	0	—	—

# SPECIALTY STATISTICS

OPPONENT	RESULT	OFF TO	IN PAINT	2ND CHANCE	FAST BREAK	BENCH
at No. 18 Ohio State		15	28	8	4	21
Cincinnati	L, 56-64	11	24	13	3	13
Drake		18	28	7	12	19
at Cincinnati	W, 81-59	20	38	10	12	33
Alabama A&M		12	24	8	12	17
at Cincinnati	W, 85-53	14	38	10	13	25
vs. Illinois State		19	30	9	8	32
Cincinnati	W, 66-65	18	40	13	8	2
vs. Bowling Green		11	40	12	4	19
Cincinnati	L, 84-91 [OT]	6	29	15	12	34
vs. Valparaiso		34	34	13	12	18
Cincinnati	W, 81-77 [OT]	22	46	11	4	18
UNLV		13	20	15	6	5
at Cincinnati	W, 72-65 [OT]	21	34	9	13	20
Vermont		14	18	10	6	14
at Cincinnati	W, 82-73	20	24	14	7	27
at Xavier		21	40	9	8	26
Cincinnati	L, 66-73	8	32	11	16	26
Colgate		24	30	15	6	8
at Cincinnati	L, 66-67	9	36	15	4	21
No. 21 Tennessee		18	30	8	13	8
at Cincinnati	W, 78-66	15	46	5	10	20
vs. Iowa		10	20	13	10	25
Cincinnati	L, 70-77	22	38	7	14	17
UConn		14	26	10	15	26
at Cincinnati	W, 67-51	8	42	9	9	15
at Tulane		20	26	12	5	11
Cincinnati	L, 71-76	6	36	12	12	17
Tulsa		11	34	10	8	16
at Cincinnati	W, 75-44	11	36	17	16	22
at UCF		8	26	7	4	4
Cincinnati	W, 68-54	24	34	11	7	16
at Memphis		19	22	6	7	10
Cincinnati	L, 49-60	14	24	9	10	3
ECU						
at Cincinnati						
at Temple						
Cincinnati						
SMU						
at Cincinnati						
Houston						
at Cincinnati						
at Wichita State						
Cincinnati						
at UConn						
Cincinnati						
Memphis						
at Cincinnati						
at ECU						
Cincinnati						
UCF						
at Cincinnati						
Wichita State						
at Cincinnati						
at Houston						
Cincinnati						
at USF						
at Cincinnati						
Temple						
at Cincinnati						
<b>TOTALS</b>		<b>OFF TO</b>	<b>IN PAINT</b>	<b>2ND CHANCE</b>	<b>FAST BREAK</b>	<b>BENCH</b>
<b>CINCINNATI</b>		<b>249</b>	<b>597</b>	<b>191</b>	<b>170</b>	<b>329</b>
<b>AVERAGE</b>		<b>14.6</b>	<b>35.1</b>	<b>11.2</b>	<b>10.0</b>	<b>19.4</b>
<b>OPPONENTS</b>		<b>281</b>	<b>476</b>	<b>172</b>	<b>140</b>	<b>267</b>
<b>AVERAGE</b>		<b>16.5</b>	<b>28.0</b>	<b>10.1</b>	<b>8.2</b>	<b>15.7</b>

# CINCINNATI RADIO-TV CHART



0

**CHRIS McNEAL**  
G • 6-1 • 190 • GR-TR  
Jackson, Tenn.



1

**JEREMIAH DAVENPORT**  
G • 6-7 • 205 • FR-HS  
Cincinnati, Ohio




2

**KEITH WILLIAMS**  
G • 6-5 • 215 • JR-2L  
Brooklyn, N.Y.



3

**MIKA ADAMS-WOODS**  
G • 6-3 • 185 • FR-HS  
Syracuse, N.Y.



13

**TREVON SCOTT**  
F • 6-8 • 225 • R-SR-3L  
Townsend, Ga.



20

**MAMOUDOU DIARRA**  
F • 6-9 • 220 • R-SO-1L  
Bamako, Mali



21

**JAEVIN CUMBERLAND**  
G • 6-3 • 185 • GR-TR  
Wilmington, Ohio



23

**ZACH HARVEY**  
G • 6-5 • 195 • FR-HS  
Topeka, Kan.



24

**PRINCE TOYAMBI**  
F • 6-7 • 225 • R-FR-HS  
Kinshasa, Congo



31

**SAM MARTIN**  
G • 5-10 • 170 • JR-2L  
Cincinnati, Ohio



32

**JOHN KOZ**  
G • 6-1 • 200 • SR-3L  
Cleveland, Ohio



33

**CHRIS VOGT**  
C • 7-1 • 260 • JR-TR  
Mayfield, Ky.




34

**JARRON CUMBERLAND**  
G • 6-5 • 210 • SR-3L  
Wilmington, Ohio



35

**JAUME "JAY" SOROLLA**  
C • 7-0 • 260 • GR-TR  
Barcelona, Spain



44

**ADAM COOK**  
F • 6-6 • 180 • JR-HS  
Marysville, Ohio



45

**ROB BANKS**  
F • 6-5 • 200 • FR-HS  
Binfield, England



**JOHN BRANNEN**  
HEAD COACH  
First Season



**JAYSON GEE**  
ASSISTANT COACH  
First Season



**SEAN DWYER**  
ASSISTANT COACH  
First Season



**TIM MORRIS**  
ASSISTANT COACH  
First Season



# CINCINNATI PLAYER SEASON & CAREER HIGHS

## #0 - CHRIS McNEAL

2019-20 Season		Career
17 vs. Bowling Green, 11/24/19	Pts	29 vs. Tennessee Tech, 11/21/17#
12 at Ohio State, 11/6/19	FG Atts	16, 2x (last vs. TCU, 11/24/17)#
5 vs. Drake, 11/11/19	FG Made	8, 3x (last at Utah State, 1/31/18)#
7 vs. Iowa, 12/21/19	3PT-FG Atts	11 vs. Tennessee Tech, 11/21/17#
1, 4x (last vs. Iowa, 12/21/19)	3PT-FG Made	7 vs. Tennessee Tech, 11/21/17#
21 vs. Bowling Green, 11/24/19	FT Atts	21 vs. Bowling Green, 11/24/19
10 vs. Bowling Green, 11/24/19	FT Made	10, 2x (last 10 vs. Bowling Green, 11/24/19)
7 vs. Bowling Green, 11/24/19	Rebs	7, 5x (last vs. Bowling Green, 11/24/19)
4, 4x (last vs. Iowa, 12/21/19)	Assts	10 vs. Northern New Mexico, 11/11/17#
5 vs. Iowa, 12/21/19	Stls	5 vs. Iowa, 12/21/19
1, 2x (last vs. Colgate, 12/14/19)	Blks	1, 3x (last vs. Colgate, 12/14/19)
38 vs. Bowling Green, 11/24/19	Mins	38 vs. Bowling Green, 11/24/19
# - Statistics from playing career at New Mexico		

## #1 - JEREMIAH DAVENPORT

2019-20 Season		Career
7 vs. Bowling Green, 11/24/19	Pts	7 vs. Bowling Green, 11/24/19
4 vs. Alabama A&M, 11/14/19	FG Atts	4 vs. Alabama A&M, 11/14/19
2 vs. Alabama A&M, 11/14/19	FG Made	2 vs. Alabama A&M, 11/14/19
2, 2x (last vs. Tulsa, 1/8/20)	3PT-FG Atts	2, 2x (last vs. Tulsa, 1/8/20)
1, 2x (last at Tulane, 1/4/20)	3PT-FG Made	1, 2x (last at Tulane, 1/4/20)
6 vs. Bowling Green, 11/24/19	FT Atts	6 vs. Bowling Green, 11/24/19
5 vs. Bowling Green, 11/24/19	FT Made	5 vs. Bowling Green, 11/24/19
6 vs. Bowling Green, 11/24/19	Rebs	6 vs. Bowling Green, 11/24/19
1 vs. Valparaiso, 11/25/19	Assts	1 vs. Valparaiso, 11/25/19
1, 3x (last vs. UNLV, 11/30/19)	Stls	1, 3x (last vs. UNLV, 11/30/19)
0	Blks	0
16 vs. Bowling Green, 11/24/19	Mins	16 vs. Bowling Green, 11/24/19

## #2 - KEITH WILLIAMS

2019-20 Season		Career
23 vs. Vermont, 12/3/19	Pts	23 vs. Vermont, 12/3/19
15 vs. UNLV, 11/30/19	FG Atts	15 vs. UNLV, 11/30/19
6, 6x (last at Tulane, 1/4/20)	FG Made	8 vs. UCLA, 12/19/18
5 vs. Tulsa, 1/8/20	3PT-FG Atts	5, 3x (last vs. Tulsa, 1/8/20)
4 vs. Vermont, 12/3/19	3PT-FG Made	4 vs. Vermont, 12/3/19
8 vs. Vermont, 12/3/19	FT Atts	10 vs. Wichita State, 2/17/19
7, 2x (last at UCF, 1/11/20)	FT Made	9 vs. Wichita State, 2/17/19
9 at Xavier, 12/7/19	Rebs	9 at Xavier, 12/7/19
5 vs. Vermont, 12/3/19	Assts	5, 2x (last vs. Vermont, 12/3/19)
4 vs. Colgate, 12/14/19	Stls	4, 3x (vs. Colgate, 12/14/19)
3 vs. Colgate, 12/14/19	Blks	3, 2x (last vs. Colgate, 12/14/19)
36 vs. Valparaiso, 11/25/19	Mins	37, 2x (last vs. Houston, 2/10/19)

## #3 - MIKA ADAMS-WOODS

2019-20 Season		Career
11 vs. Tennessee, 12/18/19	Pts	11 vs. Tennessee, 12/18/19
6, 3x (last vs. Tennessee, 12/18/19)	FG Atts	6, 3x (last vs. Tennessee, 12/18/19)
4, 3x (last at Xavier, 12/7/19)	FG Made	4, 3x (last at Xavier, 12/7/19)
4, 2x (last vs. Colgate, 12/14/19)	3PT-FG Atts	4, 2x (last vs. Colgate, 12/14/19)
2, 4x (last vs. Iowa, 12/21/19)	3PT-FG Made	2, 4x (last vs. Iowa, 12/21/19)
4, 2x (last vs. Tennessee, 12/18/19)	FT Atts	4, 2x (last vs. Tennessee, 12/18/19)
4, 2x (last vs. Tennessee, 12/18/19)	FT Made	4, 2x (last vs. Tennessee, 12/18/19)
5, 3x (last vs. Iowa, 12/21/19)	Rebs	5, 3x (last vs. Iowa, 12/21/19)
5, 2x (last at UCF, 1/11/20)	Assts	5, 2x (last at UCF, 1/11/20)
2, 2x (last at Memphis, 1/16/20)	Stls	2, 2x (last at Memphis, 1/16/20)
1 vs. UNLV, 11/30/19	Blks	1 vs. UNLV, 11/30/19
31 vs. Tennessee, 12/18/19	Mins	31 vs. Tennessee, 12/18/19

## #13 - TREVON SCOTT

2019-20 SEASON		CAREER
16 vs. Alabama A&M, 11/14/19	Pts	22 vs. NKU, 12/4/18
13 at Memphis, 1/16/20	FG Atts	17 vs. SMU, 3/15/19
7, 3x (last at UCF, 1/11/20)	FG Made	9 at UCF, 3/7/19
2, 6x (last at Memphis, 1/16/20)	3PT-FG Atts	5 at Memphis, 2/7/19
2 at Ohio State, 11/6/19	3PT-FG Made	2, 4x (last at Ohio State, 11/6/19)
8 vs. Bowling Green, 11/24/19	FT Atts	13 vs. NKU, 12/4/18
6 vs. Bowling Green, 11/24/19	FT Made	12 vs. NKU, 12/4/18
13 vs. UConn, 1/1/20	Rebs	13 vs. UConn, 1/1/20
8 at Tulane, 1/4/20	Assts	8 at Tulane, 1/4/20
4, 2x (last at UCF, 1/11/20)	Stls	5 vs. USF, 1/29/17
3 at Xavier, 12/7/19	Blks	5 vs. Lipscomb, 11/26/16
38, 2x (last vs. Tennessee, 12/18/19)	Mins	39 at UCF, 3/7/19

## #20 - MAMODOU DIARRA

2019-20 SEASON		CAREER
6 at Tulane, 1/4/20	Pts	9, 2x (last vs. Ark.-Pine Bluff, 11/27/18)
4 vs. UConn, 1/1/20	FG Atts	6, 3x (last vs. SC State, 12/22/18)
2, 2x (last vs. UConn, 1/1/20)	FG Made	4 vs. Arkansas-Pine Bluff, 11/27/18
0	3PT-FG Atts	2 vs. Coppin State, 11/16/17
0	3PT-FG Made	1, 2x (last vs. Ark.-Pine Bluff, 11/27/18)
4 at Tulane, 1/4/20	FT Atts	4, 3x (last 4 at Tulane, 1/4/20)
4 at Tulane, 1/4/20	FT Made	4 at Tulane, 1/4/20
9 vs. Alabama A&M, 11/14/19	Rebs	9 vs. Alabama A&M, 11/14/19
1, 4x (last vs. Tulsa, 1/8/20)	Assts	1, 10x (last vs. Tulsa, 1/8/20)
1, 5x (last vs. Tulsa, 1/8/20)	Stls	2 at UCF, 3/7/19
1, 4x (last vs. Tulsa, 1/8/20)	Blks	2, 2x (last vs. Tulane, 1/2/19)
16 vs. Drake, 11/11/19	Mins	16 vs. Drake, 11/11/19

## #21 - JAEVIN CUMBERLAND

2019-20 Season		Career
21, 2x (last vs. Vermont, 12/3/19)	Pts	31 vs. Oral Roberts, 11/24/18#
15 vs. Bowling Green, 11/24/19	FG Atts	21 vs. Youngstown State, 3/6/18#
6, 3x (last vs. Tulsa, 1/8/20)	FG Made	8, 4x (last vs. NKU, 3/11/19)#
14 vs. Bowling Green, 11/24/19	3PT-FG Atts	15 vs. Youngstown State, 1/31/19#
6 vs. Bowling Green, 11/24/19	3PT-FG Made	7, 2x (last vs. NKU, 3/11/19)#
10 at Xavier, 12/7/19	FT Atts	15 vs. Oral Roberts, 11/24/18#
8 at Xavier, 12/7/19	FT Made	15 vs. Oral Roberts, 11/24/18#
3, 4x (last vs. Tulsa, 1/8/20)	Rebs	8 vs. Defiance, 11/19/18#
6 vs. Alabama A&M, 11/14/19	Assts	9 vs. Defiance, 11/19/18#
5 vs. Alabama A&M, 11/14/19	Stls	5 vs. Alabama A&M, 11/14/19
1, 2x (last vs. Tulsa, 1/8/20)	Blks	2 vs. Milwaukee, 1/10/19#
34 vs. Bowling Green, 11/24/19	Mins	40, 6x (last vs. NKU, 3/11/19)#
# - Statistics from playing career at Oakland		

## #23 - ZACH HARVEY

2019-20 Season		Career
4 vs. Alabama A&M, 11/14/19	Pts	4 vs. Alabama A&M, 11/14/19
4 vs. Drake, 11/11/19	FG Atts	4 vs. Drake, 11/11/19
1, 4x (last at UCF, 1/11/20)	FG Made	1, 4x (last at UCF, 1/11/20)
1, 3x (last vs. UConn, 1/1/20)	3PT-FG Atts	1, 3x (last vs. UConn, 1/1/20)
0	3PT-FG Made	0
4, 2x (last vs. Valparaiso, 11/25/19)	FT Atts	4, 2x (last vs. Valparaiso, 11/25/19)
3 vs. Valparaiso, 11/25/19	FT Made	3 vs. Valparaiso, 11/25/19
2, 2x (last vs. UConn, 1/1/20)	Rebs	2, 2x (last vs. UConn, 1/1/20)
4 vs. Valparaiso, 11/25/19	Assts	4 vs. Valparaiso, 11/25/19
1, 2x (last vs. UConn, 1/1/20)	Stls	1, 2x (last vs. UConn, 1/1/20)
2 vs. Vermont, 12/3/19	Blks	2 vs. Vermont, 12/3/19
27 vs. Valparaiso, 11/25/19	Mins	27 vs. Valparaiso, 11/25/19

## #33 - CHRIS VOGT

2019-20 Season		Career
21, 2x (last at Tulane, 1/4/20)	Pts	21, 2x (last at Tulane, 1/4/20)
11, 2x (last at Tulane, 1/4/20)	FG Atts	13 vs. Green Bay, 1/24/19#
9, 2x (last at Tulane, 1/4/20)	FG Made	9, 3x (last at Tulane, 1/4/20)
0	3PT-FG Atts	0
0	3PT-FG Made	0
8 vs. Bowling Green, 11/24/19	FT Atts	9 vs. Manhattan, 11/17/18#
5 vs. Illinois State, 11/22/19	FT Made	5 vs. Illinois State, 11/22/19
13 vs. Illinois State, 11/22/19	Rebs	14 vs. Green Bay, 1/24/19#
2, 3x (last vs. Tennessee, 12/18/19)	Assts	3 vs. Green Bay, 1/24/19#
1, 2x (last at Tulane, 1/4/20)	Stls	1, 15x (last at Tulane, 1/4/20))
3, 2x (last vs. Vermont, 12/3/19)	Blks	4, 2x (last at Green Bay, 3/2/19)#
38 vs. UNLV, 11/30/19	Mins	38 vs. UNLV, 11/30/19
# - Statistics from playing career at Northern Kentucky		

## #34 - JARRON CUMBERLAND

2019-20 Season		Career
23 vs. Illinois State, 11/22/19	Pts	34 vs. USF, 1/15/19
16, 2x (last vs. Iowa, 12/21/19)	FG Atts	25 at Houston, 2/10/19
7 vs. Tulsa, 1/8/20	FG Made	11, 2x (last vs. Houston, 3/17/19)
8, 3x (last vs. Iowa, 12/21/19)	3PT-FG Atts	11 vs. Georgia State, 3/16/18
4 vs. Tulsa, 1/8/20	3PT-FG Made	6, 2x (last vs. Wichita State, 2/17/19)
17, 2x (last vs. UNLV, 11/30/19)	FT Atts	17, 3x (last vs. UNLV, 11/30/19)
12, 2x (last vs. UNLV, 11/30/19)	FT Made	14 vs. USF, 1/15/19
7 vs. Tulsa, 1/8/20	Rebs	11 vs. Georgia State, 3/16/18
8 vs. Tulsa, 1/8/20	Assts	8, 4x (last vs. Tulsa, 1/8/20)
2, 3x (last vs. UConn, 1/1/20)	Stls	5 vs. SMU, 3/12/17
1, 3x (last at Memphis, 1/16/20)	Blks	3 vs. ECU, 1/20/18
37 at Memphis, 1/16/20	Mins	42 vs. UConn, 1/12/19

## #35 - JAUME "JAY" SOROLLA

2019-20 Season		Career
9 vs. Tennessee, 12/18/19	Pts	17 vs. Southern Illinois, 1/6/18#
5, 3x (last vs. UConn, 1/1/20)	FG Atts	11, 3x (last vs. Purdue Northwest, 12/29/18)#
4 vs. Tennessee, 12/18/19	FG Made	6, 3x (last vs. Drake, 1/26/19)#
0	3PT-FG Atts	1, 4x (last vs. Loyola Chicago, 3/8/19)#
0	3PT-FG Made	1, 2x (last vs. Loyola Chicago, 3/8/19)#
3 vs. UConn, 1/1/20	FT Atts	8 vs. Southern Illinois, 1/6/18#
2 vs. Drake, 11/11/19	FT Made	7 vs. Southern Illinois, 1/6/18#
6 vs. Drake, 11/11/19	Rebs	12 vs. Indiana State, 12/17/16#
2, 3x (last vs. Colgate, 12/14/19)	Assts	3 vs. Cleveland State, 2/9/17#
1, 2x (last at Memphis, 1/16/20)	Stls	3, 2x (last at Texas A&M, 12/19/18)#
1, 2x (last vs. Tulsa, 1/8/20)	Blks	5 vs. Drake, 1/26/19#
23 at Ohio State, 11/6/19	Mins	33 vs. Santa Clara, 12/22/16#
# - Statistics from playing career at Valparaiso		



# #0 CHRIS MCNEAL

GUARD • 6-1 • 190 • GRADUATE • TR • JACKSON, TENN. (SOUTH SIDE HS/TENNESSEE TECH)

## MOMENTS

- » Scored a career-high 29 points against Tennessee Tech (11/21/17) with seven three-pointers while at New Mexico.
- » Posted a double-double with 24 points and 10 assists vs. Northern New Mexico (11/11/17) while at New Mexico.
- » Set the freshman record for assists (134) during 2015-16 season at Western Kentucky.

**2019-20 Season (Grad Transfer):** Posted nine points with four assists and a career-high five steals vs. Iowa (12/21) ... tallied 17 points with seven rebounds and four assists against Bowling Green (11/24) ... posted 12 points, four assists and three steals vs. Drake (11/11) ... scored 10 points and recorded a career-high four steals at No. 18 Ohio State (11/6) ... tallied a game-high 15 points with a trio of threes and three steals against Thomas More (10/31).

**Prior to Cincinnati:** Graduate transfer who sat out the 2018-19 season at Tennessee Tech after transferring from New Mexico ... saw action in all 34 games with 19 starts for the Lobos during the 2017-18 season, averaging 9.5 points and 2.7 assists in 24.4 minutes ... finished second on the team in assists (93) and third in three-pointers (56) ... posted a trio of 20-point games, including a career-best 29 points with seven three-pointers against Tennessee Tech on Nov. 21, 2017 ... recorded a double-double with 24 points and 10 assists against Northern New Mexico on Nov. 11, 2017 ... averaged 13.1 points and 5.3 assists while making 83 three-pointers in 2016-17 at Indian Hills Community College in Ottumwa, Iowa ... named a junior college honorable mention All-American in 2016-17, helping guide the Warriors to a 29-5 record, Region XI regular season and postseason titles, a district title game appearance and appearance in the national tournament ... scored 30 points on 11-of-23 shooting against Southwestern Community College on Jan. 7, 2017 ... started college career started at Western Kentucky where he played in all 34 games during his freshman season, averaging 5.6 points, 4.0 rebounds and 3.9 assists in 28.0 minutes ... his 134 assists were the most by a freshman in school history ... tabbed a two-time all-state selection and finalist for the 2015 Tennessee Class AA Mr. Basketball award for while averaging 23 points, eight assists, seven rebounds and four steals as a senior at South Side High School ... helped lead his team to the 2014 state championship while finishing his career with more than 1,800 points, 500 assists, 300 rebounds and 200 steals.

**Personal:** Born May 16, 1997 in Fort Oglethorpe, Ga. ... son of Elverna Cain ... has one brother, Jauwon Cain ... right-handed.

## SEASON & CAREER STATISTICS

2019-20 Season		Career
17 vs. Bowling Green, 11/24/19	Pts	29 vs. Tennessee Tech, 11/21/17#
12 at Ohio State, 11/6/19	FG Atts	16, 2x (last vs. TCU, 11/24/17)#
5 vs. Drake, 11/11/19	FG Made	8, 3x (last at Utah State, 1/31/18)#
7 vs. Iowa, 12/21/19	3PT-FG Atts	11 vs. Tennessee Tech, 11/21/17#
1, 4x (last vs. Iowa, 12/21/19)	3PT-FG Made	7 vs. Tennessee Tech, 11/21/17#
21 vs. Bowling Green, 11/24/19	FT Atts	21 vs. Bowling Green, 11/24/19
10 vs. Bowling Green, 11/24/19	FT Made	10, 2x (last 10 vs. Bowling Green, 11/24/19)
7 vs. Bowling Green, 11/24/19	Rebs	7, 5x (last vs. Bowling Green, 11/24/19)
4, 4x (last vs. Iowa, 12/21/19)	Assts	10 vs. Northern New Mexico, 11/11/17#
5 vs. Iowa, 12/21/19	Stls	5 vs. Iowa, 12/21/19
1, 2x (last vs. Colgate, 12/14/19)	Blks	1, 3x (last vs. Colgate, 12/14/19)
38 vs. Bowling Green, 11/24/19	Mins	38 vs. Bowling Green, 11/24/19

# - Statistics from playing career at New Mexico

## MISCELLANEOUS STATISTICS

CATEGORY	2015-16	2017-18	2019-20	CAREER
Double-Figure Scoring Games	5	15	3	23
Double-Figure Rebounding Games	0	0	0	0
Double-Double Games	0	1	0	1
20-Point Scoring Games	0	3	0	3
Games Led Team in Scoring	1	3	0	4
Games Led Team in Rebounding	3	0	0	3
Games Led Team in Assists	21	7	3	31
Games With 3+ Assists	24	15	6	45
Games With 3+ Blocks	0	0	0	0
Games With 3+ Steals	2	1	3	6
Games With 3+ 3-Pointers	2	5	0	7

## CAREER STATISTICS

			Total		3-Point		F-Throws		Rebounds										Scoring	
Season	gp-gs	min/avg	fg-fga	pct	fg-fga	pct	ft-fa	pct	off	def	tot	avg	pf	fo	ast	to	blk	stl	pts	avg
2015-16*	34-29	952/28.0	57-179	.318	34-120	.283	42-61	.689	21	114	135	4.0	61	0	134	67	1	19	190	5.6
2017-18*	34-19	832/24.5	102-274	.372	56-178	.315	63-83	.759	6	56	62	1.8	56	0	93	64	0	26	323	9.5
2019-20	17-10	357/21.0	23-81	.284	6-44	.136	16-35	.457	7	35	42	2.5	26	0	34	23	2	14	68	4.0
TOTAL	17-10	357/21.0	23-81	.284	6-44	.136	16-35	.457	7	35	42	2.5	26	0	34	23	2	14	68	4.0
All*	85-58	2141/25.2	182-534	.341	96-342	.281	121-179	.676	34	205	239	2.8	143	0	261	154	3	59	581	6.8

\* Statistics from prior team/school



# #0 CHRIS MCNEAL

GUARD • 6-1 • 190 • GRADUATE • TR • JACKSON, TENN. (SOUTH SIDE HS/TENNESSEE TECH)

## GAME-BY-GAME STATISTICS

### 2019-20 (GRAD TRANSFER SEASON - CINCINNATI)

Opponent	Date	gs	min	Total		3-Pointers		Free throws		Rebounds				pf	a	t/o	blk	stl	pts	avg
				fg-fga	pct	3fg-fga	pct	ft-fa	pct	off	def	tot	avg							
at Ohio St.	11/06/19	*	34	4-12	.333	1-6	.167	1-1	1.000	1	3	4	4.0	3	1	2	0	4	10	10.0
DRAKE	11/11/19	*	26	5-11	.455	1-6	.167	1-3	.333	0	2	2	3.0	1	4	0	0	3	12	11.0
ALABAMA A&M	11/14/19	*	26	0-5	.000	0-4	.000	2-4	.500	0	4	4	3.3	1	4	3	0	1	2	8.0
vs Illinois State	11/22/19	*	31	1-3	.333	0-2	.000	0-2	.000	1	2	3	3.3	3	0	1	0	0	2	6.5
vs Bowling Green	11/24/19	*	38	3-11	.273	1-5	.200	10-21	.476	2	5	7	4.0	4	4	3	1	0	17	8.6
vs Valparaiso	11/25/19	*	27	2-5	.400	1-2	.500	2-2	1.000	0	2	2	3.7	1	1	4	0	0	7	8.3
UNLV	11/30/19	*	13	0-3	.000	0-2	.000	0-2	.000	0	0	0	3.1	0	3	1	0	0	0	7.1
VERMONT	12/03/19	*	21	0-1	.000	0-1	.000	0-0	.000	0	2	2	3.0	1	3	2	0	0	0	6.3
at Xavier	12/07/19	*	16	1-2	.500	0-1	.000	0-0	.000	0	1	1	2.8	0	1	2	0	0	2	5.8
COLGATE	12/14/19	*	16	0-0	.000	0-0	.000	0-0	.000	0	0	0	2.5	0	2	0	1	0	0	5.2
TENNESSEE	12/18/19	12	0-1	.000	0-1	.000	0-0	.000	0	1	1	2.4	2	0	1	0	0	0	0	4.7
vs Iowa	12/21/19	21	4-11	.364	1-7	.143	0-0	.000	1	0	1	2.3	2	4	0	0	0	5	9	5.1
UCONN	01/01/20	17	1-6	.167	0-2	.000	0-0	.000	0	1	1	2.2	0	0	0	0	0	1	2	4.8
at Tulane	01/04/20	14	0-2	.000	0-1	.000	0-0	.000	0	5	5	2.4	2	2	2	0	0	0	0	4.5
TULSA	01/08/20	18	1-5	.200	0-2	.000	0-0	.000	1	0	1	2.3	2	2	1	0	0	0	2	4.3
at UCF	01/11/20	14	1-3	.333	1-2	.500	0-0	.000	0	3	3	2.3	2	1	1	0	0	0	3	4.3
at Memphis	01/16/20	13	0-0	.000	0-0	.000	0-0	.000	1	4	5	2.5	2	2	1	0	0	0	0	4.0
Totals		10	357	23-81	.284	6-44	.136	16-35	.457	7	35	42	2.5	26	34	23	2	14	68	4.0

### 2017-18 (JUNIOR SEASON - NEW MEXICO)

Opponent	Date	gs	min	Total		3-Pointers		Free throws		Rebounds				pf	a	t/o	blk	stl	pts	avg
				fg	fga	pct	3fg	3fga	pct	ft	fta	pct	off							
NORTHERN NEW MEXIC	11/11/17	*	23	8-14	571	6-10	600	2-3	667	0	1	1	1.0	1	10	3	0	1	24	24.0
NEBRASKA-OMAHA	11/14/17	*	27	3-7	429	2-6	333	1-5	200	0	2	2	1.5	0	3	2	0	2	9	16.5
at New Mexico State	11/17/17	*	29	3-8	375	1-4	250	3-3	1000	1	3	4	2.3	2	1	3	0	0	10	14.3
TENNESSEE TECH	11/21/17	*	34	8-16	500	7-11	636	6-8	750	1	3	4	2.8	3	6	4	0	1	29	18.0
vs TCU	11/24/17	*	28	5-16	313	2-10	200	0-0	000	1	3	4	3.0	3	2	2	0	1	12	16.8
vs Maryland	11/25/17	*	29	6-14	429	2-6	333	5-5	1000	0	0	2.5	3	2	2	2	0	1	19	17.2
EVANSVILLE	11/29/17	*	29	5-8	625	2-4	500	1-1	1000	0	2	2	2.4	2	1	1	0	2	13	16.6
at UTEP	12/2/17	*	34	1-5	200	1-4	250	6-6	1000	0	3	3	2.5	1	3	0	0	1	9	15.6
at Colorado	12/6/17	*	25	1-6	167	0-3	000	2-3	667	0	2	2	2.4	1	3	2	0	0	4	14.3
NEW MEXICO STATE	12/9/17		28	1-6	167	0-4	000	2-3	667	0	3	3	2.5	1	2	4	0	0	4	13.3
ARIZONA	12/16/17	28	2-9	222	2-8	250	0-0	000	0	3	4	2.6	3	2	3	0	1	6	12.6	
RICE	12/19/17	26	4-8	500	4-8	500	1-2	500	0	2	2	2.6	2	0	0	0	1	13	12.7	
PRAIRIE VIEW A&M	12/22/17	23	2-7	286	1-5	200	0-0	000	0	0	2	2.4	2	1	3	0	0	0	5	12.1
AIR FORCE	12/27/17	*	22	3-8	375	1-6	167	0-0	000	0	4	4	2.5	1	4	1	0	0	7	11.7
at Nevada	12/30/17	20	3-8	375	1-6	167	0-0	000	0	2	2	2.5	0	2	1	0	0	7	11.4	
at Boise State	01/03/18	24	1-10	100	0-5	000	0-0	000	0	3	3	2.5	1	7	0	0	0	0	2	10.8
SAN JOSE STATE	1/6/18	32	4-11	364	2-8	250	2-4	500	0	1	1	2.4	0	4	2	0	0	12	10.9	
WYOMING	1/10/18	21	1-4	250	1-3	333	2-2	1000	0	0	0	2.3	2	1	6	0	0	5	10.6	
at Fresno State	01/13/18	25	4-9	444	1-5	200	7-8	875	0	0	0	2.2	4	2	0	0	1	16	10.8	
at UNLV	01/17/18	18	0-4	000	0-2	000	1-2	500	0	3	3	2.2	0	0	2	0	0	1	10.4	
SAN DIEGO STATE	12/18/17	17	2-6	333	2-3	667	0-1	000	0	1	1	2.1	3	3	1	0	0	6	10.1	
COLORADO STATE	12/7/18	15	1-5	200	1-4	250	0-0	000	0	1	1	2.1	0	1	0	0	1	3	9.8	
at Utah State	01/31/18	*	36	8-15	533	3-6	500	2-2	1000	0	2	2	2.1	2	3	1	0	0	21	10.3
at San Jose State	02/03/18	*	24	2-7	286	1-6	167	1-2	500	0	2	2	2.1	2	3	1	0	2	6	10.1
BOISE STATE	2/6/18	*	21	2-6	333	2-5	400	0-0	000	0	2	2	2.1	0	5	0	0	1	6	10.0
at Air Force	2/10/18	*	26	4-10	400	1-5	200	1-2	500	0	1	1	2.0	2	1	2	0	1	10	10.0
UTAH STATE	2/14/18	21	4-10	400	1-5	200	1-1	1000	0	1	1	2.0	2	3	1	0	2	10	10.0	
at Wyoming	02/20/18	*	26	3-8	375	1-5	200	10-12	833	0	0	0	1.9	4	6	5	0	3	17	10.2
UNLV	2/25/18	*	23	1-5	200	0-3	000	2-2	1000	0	2	2	1.9	2	2	2	0	0	4	10.0
at Colorado State	2/28/18	*	22	3-6	500	3-6	500	1-2	500	1	1	2	1.9	2	1	4	0	2	10	10.0
FRESNO STATE	3/3/18	*	18	1-2	500	1-1	1000	2-2	1000	0	0	0	1.9	3	1	2	0	0	5	9.8
vs Wyoming	03/08/18	18	2-6	333	2-5	400	2-2	1000	0	0	0	1.8	1	3	1	0	1	8	9.8	
vs Utah State	03/09/18	21	4-8	500	2-5	400	0-0	000	0	3	3	1.8	2	2	2	0	1	10	9.8	
vs San Diego State	03/10/18	*	19	0-2	000	0-1	000	0-0	000	1	0	1	1.8	1	1	1	0	0	0	9.5
Totals		19	832	102-274	372	56-178	315	63-83	759	6	56	62	1.8	56	93	64	0	26	323	9.5

### 2015-16 (FRESHMAN SEASON - WESTERN KENTUCKY)

Opponent	Date	gs	min	Total		3-Pointers		Free throws		Rebounds				pf	a	t/o	blk	stl	pts	avg	
				fg	fga	3fg	3fga	ft	fta	off	def	tot	avg								
CAMPBELLVILLE (KY.)	11/14/15	*	18	0-1	.000	0-1	.000	0-0	.000	0	3	3	3.0	3	3	1	0	0	0	0.0	
at Belmont	11/18/15	*	32	3-8	.375	2-4	.500	0-0	.000	2	3	5	4.0	4	4	1	0	0	8	4.0	
STONY BROOK	11/21/15	*	28	2-6	.333	1-3	.333	0-1	.000	0	3	3	3.7	1	6	0	0	0	5	4.3	
vs Drake	11/23/15	*	36	3-9	.333	2-6	.333	2-2	1.000	2	2	4	3.8	2	5	1	0	1	10	5.8	
vs Central Michigan	11/24/15	*	24	0-2	.000	0-1	.000	4-4	1.000	1	3	4	3.8	2	6	1	0	1	4	4.5	
vs Duquesne	11/25/15	*	18	0-5	.000	0-3	.000	0-0	.000	0	3	3	3.7	1	3	2	0	0	0	4.5	
EASTERN KENTUCKY	12/01/15	*	35	3-5	.600	3-5	.600	0-0	.000	0	5	5	3.9	2	6	3	0	0	9	5.1	
at Xavier	12/05/15	*	29	1-5	.200	0-2	.000	1-2	.500	1	5	6	4.1	2	5	5	0	0	3	4.9	
INDIANA STATE	12/13/15	27	1-3	.333	1-1	1.000	0-0	.000	1	2	3	4.0	1	6	0	0	2	3	4.7		
ALABAMA A&M	12/16/15	*	25	3-5	.600	2-4	.500	4-4	1.000	0	1	1	3.7	4	4	0	0	0	12	5.4	
at Louisville	12/19/15	*	27	0-4	.000	0-3	.000	2-4	.500	2	5	7	4.0	0	4	4	0	0	2	5.1	
DETROIT	12/22/15	*	35	2-7	.286	0-3	.000	6-7	.857	0	5	5	4.1	2	7	3	0	0	10	5.5	
BRESCIA (KY.)	12/28/15	*	26	2-9	.222	0-4	.000	0-1	.000	1	4	5	4.2	2	5	2	1	3	4	5.4	
at Marshall	01/03/16	*	34	3-9	.333	0-5	.000	1-4	.250	2	5	7	4.4	3	4	2	0	1	7	5.5	
FIU	01/07/16	*	30	2-6	.333	2-5	.400	0-0	.000	1	6	7	4.5	1	6	2	0	1	6	5.5	
FLORIDA ATLANTIC	01/09/16	*	25	1-2	.500	1-1	1.000	1-2	.500	0	4	4	4.5	1	1	2	0	0	4	5.4	
at Rice	01/14/16	*	35	3-6	.500	1-3	.333	0-0	.000	0	6	6	4.6	3	5	4	0	2	7	5.5	
at North Texas	01/16/16	*	9	0-3	.000	0-1	.000	0-0	.000	0	3	3	4.5	2	1	2	0	0	2	5.2	
at Old Dominion	01/21/16	*	20	0-4	.000	0-3	.000	0-0	.000	1	1	1	4.3	0	2	2	0	1	0	4.9	
at Charlotte	01/23/16	*	32	0-5	.000	0-4	.000	3-4	.750	1	4	5	4.4	1	1	1	0	0	3	4.9	
UAB	01/28/16	*	30	3-6	.500	2-5	.400	2-5	.400	1	5	6	4.4	2	5	3	0	1	10	5.1	
MIDDLE TENNESSEE	01/30/16	*	34	6-11	.545	4-8	.500	2-3	.667	0	3	3	4.4	3	2	3	0	0	18	5.7	
at UTSA	02/04/16	*	21	2-5	.400	2-5	.400	2-4	.500	0	2	2	4.3	2	2	2	0	1	8	5.5	
MARSHALL	02/13/16	20	0-3	.000	0-3	.000	0-0	.000	.000	0	0	0	4.1	2	3	2	0	1	0	8.8	
OLD DOMINION	02/18/16	34	1-3	.333	1-3	.333	2-2	1.000	0	2	2	4.0	0	3	0	0	1	5	5.5		
CHARLOTTE	02/20/16	*	34	3-10	.300	1-5	.200	0-0	.000	1	4	5	4.0	2	1	2	0	0	7	5.6	
at Middle Tennessee	02/25/16	*	32	2-3	.667	2-3	.667	2-3	.667	2	4	6	4.1	2	6	0	0	0	8	5.7	
at UAB	02/27/16	*	25	1-2	.500	1-2	.500	0-1	.000	0	1	1	4.0	2	1	2	0	0	3	5.6	
STONY MISS	03/03/16	*	28	1-7	.143	1-5	.200	2-2	1.000	0	4	4	4.0	2	5	2	0	0	7	5.6	
LA TECH	03/05/16	37	2-6	.333	1-5	.200	2-2	1.000	2	5	7	4.1	1	7	6	0	0	3	5.6		
vs North Texas	03/09/16	*	34	3-5	.600	1-3	.333	2-2	1.000	0	6	6	4.2	1	9	4	0	0	9	5.7	
vs UAB	03/10/16	*	34	2-7	.286	1-5	.200	2-2	1.000	0	5	5	4.2	2	4	1	0	0	7	5.8	
vs Old Dominion	03/11/16	*	33	2-6	.333	2-5	.400	0-0	.000	1	0	1	4.1	3	1	0	0	0	6	5.8	
Totals			29	941	57-178	320	34-119	286	42-61	689	21	114	135	4.1	61	133	6.5	1	19	190	5.8



# #1 JEREMIAH DAVENPORT

CINCINNATI, OHIO (MOELLER HS/HARGRAVE MILITARY ACADEMY)

**2019-20 Season (Freshman):** Registered seven points and six rebounds against Bowling Green (11/25) ... posted six points with three rebounds in 12 minutes vs. Alabama A&M (11/14) ... scored first collegiate points making all three free throws after being fouled on a 3-point attempt at Ohio State (11/6).

**Prior to Cincinnati:** Averaged 16.5 points, 7.4 rebounds and 2.1 steals while shooting 42 percent from three-point range at Hargrave Military Academy (Chatham, Va.) ... helped guide the Tigers to a 35-3 overall mark last season while earning most valuable player honors at the Legacy Nissan Classic and National Prep Showcase ... averaged 15.7 points, 6.2 rebounds and 2.1 assists and shooting 59 percent from the field as a senior at Moeller in 2017-18 ... earned Greater Cincinnati Boys Basketball Player of the Year accolades, Greater Catholic League South Co-Player of the Year honors and was named an Ohio Division I Boys Basketball Third-Team selection by the Ohio Prep Sportswriters Association ... helped lead the Crusaders to consecutive state championship game appearances as a junior and senior, winning the title in 2017-18 ... Moeller posted a 55-4 mark with Davenport playing varsity as a junior and senior, including a 27-3 record in 2017-18.

**Personal:** Born Sept. 24, 1999 in Cincinnati, Ohio ... son of Sheila and Darren Davenport ... has two brothers, Michael and Joshua, and three sisters Gabrielle, Naomi and Deborah ... comes from a basketball family, mother (Morehead State) and father (Alcorn State), along with brothers, Michael (St. Bonaventure, 2008-12) and Joshua (Winthrop, 2013-17) and sister, Naomi (West Virginia, 2017-19) all played NCAA Division I basketball ... right-handed.

## SEASON & CAREER STATISTICS

2019-20 Season			Career
7 vs. Bowling Green, 11/24/19	Pts	7 vs. Bowling Green, 11/24/19	
4 vs. Alabama A&M, 11/14/19	FG Atts	4 vs. Alabama A&M, 11/14/19	
2 vs. Alabama A&M, 11/14/19	FG Made	2 vs. Alabama A&M, 11/14/19	
2, 2x (last vs. Tulsa, 1/8/20)	3PT-FG Atts	2, 2x (last vs. Tulsa, 1/8/20)	
1, 2x (last at Tulane, 1/4/20)	3PT-FG Made	1, 2x (last at Tulane, 1/4/20)	
6 vs. Bowling Green, 11/24/19	FT Atts	6 vs. Bowling Green, 11/24/19	
5 vs. Bowling Green, 11/24/19	FT Made	5 vs. Bowling Green, 11/24/19	
6 vs. Bowling Green, 11/24/19	Rebs	6 vs. Bowling Green, 11/24/19	
1 vs. Valparaiso, 11/25/19	Assts	1 vs. Valparaiso, 11/25/19	
1, 3x (last vs. UNLV, 11/30/19)	Stls	1, 3x (last vs. UNLV, 11/30/19)	
0	Blks	0	
16 vs. Bowling Green, 11/24/19	Mins	16 vs. Bowling Green, 11/24/19	

## MISCELLANEOUS STATISTICS

CATEGORY	2019-20	CAREER
Double-Figure Scoring Games	0	0
Double-Figure Rebounding Games	0	0
Double-Double Games	0	0
20-Point Scoring Games	0	0
Games Led Team in Scoring	0	0
Games Led Team in Rebounding	0	0
Games Led Team in Assists	0	0
Games With 3+ Assists	0	0
Games With 3+ Blocks	0	0
Games With 3+ Steals	0	0
Games With 3+ 3-Pointers	0	0

## GAME-BY-GAME STATISTICS

### 2019-20 (FRESHMAN SEASON)

Opponent	Date	gs	min	Total		3-Pointers		Free throws		Rebounds				pf	a	t/o	blk	stl	pts	avg
				fg-fga	pct	3fg-fga	pct	ft-fa	pct	off	def	tot	avg							
at Ohio St.	11/06/19	5	0-0	.000	0-0	.000	3-3	1.000	1	1	2	2.0	4	0	0	0	0	0	3	3.0
DRAKE	11/11/19	7	0-2	.000	0-1	.000	0-0	.000	0	2	2	2.0	0	0	0	0	0	0	0	1.5
ALABAMA A&M	11/14/19	12	2-4	.500	1-1	1.000	1-3	.333	2	1	3	2.3	0	0	1	0	1	6	3.0	
vs Illinois State	11/22/19	7	0-1	.000	0-1	.000	0-0	.000	0	1	1	2.0	0	0	1	0	0	0	2.3	
vs Bowling Green	11/24/19	16	1-3	.333	0-0	.000	5-6	.833	3	3	6	2.8	4	0	2	0	0	7	3.2	
vs Valparaiso	11/25/19	10	1-2	.500	0-0	.000	0-0	.000	0	1	1	2.5	2	1	0	0	1	2	3.0	
UNLV	11/30/19	7	1-1	1.000	0-0	.000	0-0	.000	0	0	0	2.1	0	0	0	0	1	2	2.9	
VERMONT	12/03/19	4	0-1	.000	0-1	.000	0-0	.000	0	1	1	2.0	4	0	1	0	0	0	2.5	
at Xavier	12/07/19	4	0-0	.000	0-0	.000	0-0	.000	0	0	0	1.8	0	0	0	0	0	0	2.2	
COLGATE	12/14/19	7	0-2	.000	0-1	.000	0-0	.000	0	0	0	1.6	0	0	1	0	0	0	2.0	
at Tulane	01/04/20	4	1-2	.500	1-2	.500	0-0	.000	0	0	0	1.5	1	0	0	0	0	3	2.1	
TULSA	01/08/20	8	0-2	.000	0-2	.000	0-0	.000	0	0	0	1.3	0	0	1	0	0	0	1.9	
Totals		0	91	6-20	.300	2-9	.222	9-12	.750	6	10	16	1.3	15	7	0	3	23	1.9	

## CAREER STATISTICS

			Total		3-Point		F-Throws		Rebounds											Scoring	
Season	gp-gs	min/avg	fg-fga	pct	fg-fga	pct	ft-fa	pct	off	def	tot	avg	pf	fo	ast	to	blk	stl	pts	avg	
2019-20	12-0	91/7.6	6-20	.300	2-9	.222	9-12	.750	6	10	16	1.3	15	0	1	7	0	3	23	1.9	
TOTAL	12-0	91/7.6	6-20	.300	2-9	.222	9-12	.750	6	10	16	1.3	15	0	1	7	0	3	23	1.9	





# #2 KEITH WILLIAMS

GUARD • 6-5 • 215 • JUNIOR • 2L • BROOKLYN, N.Y. (BISHOP LOUGHLIN MEMORIAL)

## MOMENTS

- » Scored a career-high 23 points with a career-high four 3-pointers against Vermont (12/3/19).
- » Tallied 19 points with a trio of 3-pointers against UCLA (12/19/18).

**2019-20 Season (Junior):** Posted a team-high 16 points with six rebounds at UCF (1/11) ... tallied 18 points at Tulane (1/1) posted 15 points with seven rebounds, four steals and a pair of blocks against Colgate (12/14) ... scored a team-high 15 points and grabbed a career-high nine rebounds at Xavier (12/7) ... tallied a career-high 23 points with a career-best four 3-pointers to go with five assists and no turnovers against Vermont (12/3) ... posted 14 points and tied a career-high with eight rebounds to go with a pair of blocks against UNLV (11/30) ... scored 17 points on 6-of-12 shooting with seven rebounds and two blocks against Valparaiso (11/25) ... contributed 11 points, three assists, two steals and two blocks vs. Alabama A&M (11/14) ... scored a team-high 13 points on 5-of-10 shooting with a pair of threes at No. 18 Ohio State (11/6) ... produced eight points, four rebounds and three assists against Thomas More (10/31).

**2018-19 Season (Sophomore):** Played in 35 games with 32 starts, averaging 9.9 points, 3.2 rebounds, 1.1 assists and 1.1 steals in 25.9 minutes ... ranked among AAC leaders in blocks (11th at 0.9) ... scored points on 8-of-13 shooting with a trio of three-pointers and four assists against UCLA (12/19) ... posted 16 points on 7-of-14 shooting with four rebounds and two blocks against Xavier (12/8) ... scored 15 points on 5-of-10 shooting with a pair of threes to go with a career-high eight rebounds in 29 minutes at UNLV (12/1) ... tallied a team-high 12 points with six rebounds and three assists, including a pair a game-clinching free throws with four seconds left at UConn (2/24) ... scored 15 points with three blocks and three assists against North Carolina Central (11/13) in his first collegiate start ... scored 10 or more points in 19 games.

**2017-18 Season (Freshman):** Played in 33 games as a reserve, averaging 3.1 points and 1.2 rebounds in 9.8 minutes ... scored in double figures in each of his first two collegiate games, netting 10 points on 5-of-12 shooting with five rebounds in the season opener with Savannah State (11/10) and 10 points on 5-of-7 shooting against Western Carolina (11/13) ... grabbed a season-high five rebounds against Savannah State (11/10) and Tulane (3/1) ... scored nine points on 4-of-7 shooting in 14 minutes against Arkansas-Pine Bluff (12/19) ... hit a three-pointer at No. 19 Wichita State (3/4) in the regular-season finale ... knocked in a three-pointer just prior to the halftime buzzer at UConn (3/3).

**Prior to Cincinnati:** Named the 2017 All-New York City Player of the Year and Catholic High School Athletic Association (CHSAA) Class AA Most Valuable Player, helping Bishop Loughlin to the Brooklyn/Queens championship game and intersectional semifinals ... averaged 24.2 points and 12.6 rebounds as a senior and 15 points and 4.3 rebounds as a junior ... netted 37 points in a CHSAA Brooklyn/Queens diocesan semifinal double overtime win against Christ the King ... tallied 25 points on 12-of-17 shooting from the field in the 2017 Jordan Brand Classic Regional Boys Game at the Barclays Center ... averaged 15.0 points and 4.3 rebounds while shooting 47.8 percent (96 of 201) from the field and 40.6 percent (28 of 69) from three-point range in 17 games for New Heights, an AAU squad on the 2016 Under Armour Association's 17U summer circuit ... tabbed a four-star prospect by Rivals.com and 247Sports.

**Personal:** Born July 25, 1998 in Brooklyn, New York ... son of Yvette and Keith Williams Sr. ... has two brothers, Cleyon Carryl and Courtney Tyrell, and a sister, Tuanieha Williams ... right-handed.

## SEASON & CAREER STATISTICS

2019-20 Season			Career		
23 vs. Vermont, 12/3/19	Pts	23 vs. Vermont, 12/3/19	23 vs. Vermont, 12/3/19		
15 vs. UNLV, 11/30/19	FG Atts	15 vs. UNLV, 11/30/19	15 vs. UNLV, 11/30/19		
6, 6x (last at Tulane, 1/4/20)	FG Made	8 vs. UCLA, 12/19/18	8 vs. UCLA, 12/19/18		
5 vs. Tulsa, 1/8/20	3PT-FG Atts	5, 3x (last vs. Tulsa, 1/8/20)	5, 3x (last vs. Tulsa, 1/8/20)		
4 vs. Vermont, 12/3/19	3PT-FG Made	4 vs. Vermont, 12/3/19	4 vs. Vermont, 12/3/19		
8 vs. Vermont, 12/3/19	FT Atts	10 vs. Wichita State, 2/17/19	10 vs. Wichita State, 2/17/19		
7, 2x (last at UCF, 1/11/20)	FT Made	9 vs. Wichita State, 2/17/19	9 vs. Wichita State, 2/17/19		
9 at Xavier, 12/7/19	Rebs	9 at Xavier, 12/7/19	9 at Xavier, 12/7/19		
5 vs. Vermont, 12/3/19	Assts	5, 2x (last vs. Vermont, 12/3/19)	5, 2x (last vs. Vermont, 12/3/19)		
4 vs. Colgate, 12/14/19	Stls	4, 3x (vs. Colgate, 12/14/19)	4, 3x (vs. Colgate, 12/14/19)		
3 vs. Colgate, 12/14/19	Blks	3, 2x (last vs. Colgate, 12/14/19)	3, 2x (last vs. Colgate, 12/14/19)		
36 vs. Valparaiso, 11/25/19	Mins	37, 2x (last vs. Houston, 2/10/19)	37, 2x (last vs. Houston, 2/10/19)		

## MISCELLANEOUS STATISTICS

CATEGORY	2017-18	2018-19	2019-20	CAREER
Double-Figure Scoring Games	2	18	10	30
Double-Figure Rebounding Games	0	0	0	0
Double-Double Games	0	0	0	0
20-Point Scoring Games	0	0	1	1
Games Led UC in Scoring	0	3	4	7
Games Led UC in Rebounding	0	1	4	5
Games Led UC in Assists	0	2	1	3
Games With 3+ Assists	0	4	4	8
Games With 3+ Blocks	0	2	1	3
Games With 3+ Steals	0	5	1	6
Games With 3+ 3-Pointers	0	1	1	2

## CAREER STATISTICS

			Total		3-Point		F-Throws		Rebounds											Scoring	
Season	gp-gs	min/avg	fg-fga	pct	fg-fga	pct	ft-fa	pct	off	def	tot	avg	pf	fo	ast	to	blk	stl	pts	avg	
2017-18	33-0	325/9.8	40-104	.385	4-27	.148	17-32	.531	15	25	40	1.2	23	0	14	27	5	15	101	3.1	
2018-19	35-32	908/25.9	130-288	.451	21-76	.276	65-92	.707	46	65	111	3.2	84	1	38	50	31	39	346	9.9	
2019-20	17-17	489/28.8	71-177	.401	17-43	.395	51-64	.797	28	58	86	5.1	44	4	30	30	15	19	210	12.4	
TOTAL	85-49	1722/20.3	241-569	.424	42-146	.288	133-188	.707	89	148	237	2.8	151	5	82	107	51	73	657	7.7	



# #2 KEITH WILLIAMS

GUARD • 6-5 • 215 • JUNIOR • 2L • BROOKLYN, N.Y. (BISHOP LOUGHLIN MEMORIAL)

## GAME-BY-GAME STATISTICS

### 2019-20 (JUNIOR SEASON)

Opponent	Date	gs	min	Total		3-Pointers		Free throws		Rebounds		pf	a	t/o	blk	stl	pts	avg			
				fg-fga	pct	3fg-fga	pct	ft-fa	pct	off	def										
at Ohio St.	11/06/19	*	28	5-10	.500	2-3	.667	1-2	.500	2	0	2	2.0	2	0	3	0	13	13.0		
DRAKE	11/11/19	*	19	1-2	.500	1-1	1.000	5-6	.833	0	3	3	2.5	1	3	1	0	8	10.5		
ALABAMA A&M	11/14/19	*	25	4-9	.444	1-3	.333	2-2	1.000	1	3	4	3.0	1	3	2	2	0	11	10.7	
vs Illinois State	11/22/19	*	22	5-8	.625	0-1	.000	2-2	1.000	0	2	2	2.8	3	1	1	1	0	12	11.0	
vs Bowling Green	11/24/19	*	22	2-8	.250	0-1	.000	0-0	.000	0	2	2	2.6	5	1	2	1	1	4	9.6	
vs Valparaiso	11/25/19	*	36	6-12	.500	0-2	.000	5-6	.833	1	6	7	3.3	4	2	2	2	1	17	10.8	
UNLV	11/30/19	*	34	6-15	.400	1-2	.500	1-2	.500	3	5	8	4.0	1	3	0	2	3	14	11.3	
VERMONT	12/03/19	*	32	6-11	.545	4-4	1.000	7-8	.875	0	5	5	4.1	1	5	0	2	23	12.8		
at Xavier	12/07/19	*	33	6-14	.429	1-4	.250	2-4	.500	3	6	9	4.7	5	1	2	0	1	15	13.0	
COLGATE	12/14/19	*	32	6-12	.500	0-3	.000	3-3	1.000	3	4	7	4.9	1	4	3	4	15	13.2		
TENNESSEE	12/18/19	*	32	4-9	.444	0-1	.000	3-6	.500	2	3	5	4.9	2	3	4	1	0	11	13.0	
vs Iowa	12/21/19	*	26	2-13	.154	0-3	.000	4-6	.667	1	2	3	4.8	5	1	3	1	1	8	12.6	
UConn	01/01/20	*	17	1-6	.167	0-0	.000	2-2	1.000	2	2	4	4.7	3	2	2	0	0	4	11.9	
at Tulane	01/04/20	*	34	6-13	.462	2-4	.500	4-4	1.000	3	3	6	4.8	5	0	3	1	1	18	12.4	
TULSA	01/08/20	*	30	3-11	.273	2-5	.400	1-2	.500	1	4	5	4.8	0	2	0	0	2	9	12.1	
at UCF	01/11/20	*	35	4-10	.400	1-3	.333	7-7	1.000	3	3	6	4.9	1	0	1	0	1	16	12.4	
at Memphis	01/16/20	*	32	4-14	.286	2-3	.667	2-2	1.000	3	5	8	5.1	4	2	0	1	1	12	12.4	
Totals			17	489	71-177	.401	17-43	.395	51-64	.797	28	58	86	5.1	44	30	30	15	19	210	12.4

### 2018-19 (SOPHOMORE SEASON)

Opponent	Date	gs	min	Total		3-Pointers		Free throws		Rebounds		pf	a	t/o	blk	stl	pts	avg			
				fg-fga	pct	3fg-fga	pct	ft-fa	pct	off	def								tot	avg	
OHIO ST.	11/07/18		13	1-6	.167	0-2	.000	2-2	1.000	1	2	3	3.0	1	0	1	1	4	4.0		
N.C. CENTRAL	11/13/18	*	26	7-12	.583	1-2	.500	0-1	.000	3	1	4	3.5	2	3	1	3	2	15	9.5	
MILWAUKEE	11/16/18	*	23	3-7	.429	0-2	.000	6-8	.750	1	1	2	3.0	1	1	2	0	1	12	10.3	
WESTERN MICH.	11/19/18	*	21	4-6	.667	0-0	.000	0-0	.000	3	2	5	3.5	0	0	3	1	4	8	9.8	
vs George Mason	11/23/18	*	17	3-5	.600	0-1	.000	0-0	.000	1	2	3	3.4	3	0	1	0	2	6	9.0	
vs Ole Miss	11/24/18	*	24	2-6	.333	2-2	1.000	3-6	.500	2	3	5	3.7	4	0	0	0	0	9	9.0	
ARK-PINE BLUFF	11/27/18	*	26	6-9	.667	0-1	.000	0-0	.000	1	1	2	3.4	0	2	1	0	1	12	9.4	
at UNLV	12/01/18	*	29	5-10	.500	2-2	1.000	3-4	.750	4	4	8	4.0	3	0	2	0	0	15	10.1	
NORTHERN KY.	12/04/18	*	23	3-9	.333	0-3	.000	4-8	.500	2	2	4	4.0	3	0	2	1	1	10	10.1	
XAVIER	12/08/18	*	31	7-14	.500	0-3	.000	2-2	1.000	1	3	4	4.0	1	0	1	2	0	16	10.7	
at Mississippi State	12/15/18	*	37	6-13	.462	1-4	.250	2-6	.333	1	1	2	3.8	4	2	1	2	1	15	11.1	
UCLA	12/19/18	*	25	8-13	.615	3-4	.750	0-1	.000	0	3	3	3.8	3	4	0	0	0	19	11.8	
SOUTH CAROLINA ST.	12/22/18	*	11	0-1	.000	0-1	.000	1-2	.500	0	1	1	3.5	3	0	0	1	0	1	1.09	
TULANE	01/02/19	*	20	4-10	.400	0-2	.000	2-2	1.000	0	0	0	3.3	2	2	1	3	3	10	10.9	
at ECU	01/05/19	*	34	6-12	.500	0-3	.000	1-2	.500	1	2	3	3.3	3	0	2	1	2	13	11.0	
at Tulsa	01/10/19	*	32	6-11	.545	2-5	.400	0-0	.000	1	3	4	3.3	5	0	2	0	3	14	11.2	
UConn	01/12/19	*	32	5-7	.714	1-2	.500	1-2	.500	1	1	2	3.2	4	1	0	1	2	12	11.2	
SOUTH FLA.	01/15/19	*	29	4-7	.571	2-2	1.000	1-1	1.000	2	0	2	3.2	3	0	1	2	1	11	11.2	
at Wichita St.	01/19/19	*	32	5-9	.556	1-2	.500	3-5	.600	1	0	1	3.1	2	0	4	2	0	14	11.4	
TULSA	01/24/19	*	22	1-4	.250	0-1	.000	1-2	.500	1	3	4	3.1	2	5	0	0	0	3	11.0	
at Temple	01/27/19	*	21	2-6	.333	1-2	.500	4-4	1.000	3	2	5	3.2	4	0	2	0	1	9	10.9	
SMU	02/02/19	*	28	4-7	.571	1-3	.333	4-6	.667	0	3	3	3.2	1	1	2	0	1	13	11.0	
at Memphis	02/07/19	*	24	3-8	.375	1-2	.500	2-2	1.000	2	1	3	3.2	2	1	1	0	0	9	10.9	
at Houston	02/10/19	*	37	4-13	.308	0-5	.000	0-0	.000	2	2	4	3.2	2	1	1	1	4	8	10.8	
WICHITA ST.	02/17/19	*	26	3-6	.500	0-2	.000	9-10	.900	0	3	3	3.2	1	0	1	1	0	15	10.9	
UCF	02/21/19	*	30	4-12	.333	2-3	.667	2-2	1.000	0	0	0	3.1	1	1	1	1	0	12	11.0	
at UConn	02/24/19	*	25	4-9	.444	0-2	.000	4-4	1.000	2	4	6	3.2	4	3	3	1	0	12	11.0	
at SMU	02/27/19	*	29	2-11	.182	0-4	.000	4-4	1.000	2	3	5	3.3	2	2	0	1	1	8	10.9	
MEMPHIS	03/02/19	*	34	4-11	.364	0-1	.000	2-4	.500	1	2	3	3.2	2	3	5	1	3	10	10.9	
at UCF	03/07/19	*	27	2-8	.250	0-2	.000	0-0	.000	2	1	3	3.2	3	1	1	0	1	4	10.6	
HOUSTON	03/10/19	*	21	4-6	.667	1-2	.500	0-0	.000	0	1	1	3.2	4	2	2	0	0	9	10.6	
vs SMU	03/15/19	*	26	1-5	.200	0-1	.000	2-2	1.000	1	0	1	3.1	3	0	1	1	0	4	10.4	
vs Wichita St.	03/16/19	*	27	3-6	.500	0-1	.000	0-0	.000	1	3	4	3.1	0	2	1	3	2	6	10.2	
vs Houston	03/17/19	*	19	2-4	.500	0-0	.000	0-0	.000	1	1	2	3.1	3	0	2	2	1	4	10.1	
vs Iowa	03/22/19	*	27	2-5	.400	0-2	.000	0-0	.000	2	4	6	3.2	3	1	1	0	1	4	9.9	
Totals			32	908	130-288	.451	21-76	.276	65-92	.707	46	65	111	3.2	84	38	50	31	39	346	9.9

### 2017-18 (FRESHMAN SEASON)

Opponent	Date	gs	min	Total		3-Pointers		Free throws		Rebounds		pf	a	t/o	blk	stl	pts	avg		
				fg/fga	pct	3fg/3a	pct	ft/fta	pct	off	def									
SAVANNAH STATE	11/10/17	15	5-12	.417	0-4	.000	0-0	.000	3	2	5	5.0	0	1	1	0	0	10.0		
WESTERN CAROLINA	11/13/17	19	5-7	.714	0-2	.000	0-2	.000	0	1	1	3.0	0	1	0	0	1	10.0		
COPPIN STATE	11/16/17	18	2-6	.333	0-2	.000	0-3	.000	0	2	2	2.7	0	2	2	0	1	4	8.0	
vs Buffalo	11/20/17	13	2-5	.400	0-0	.000	0-1	.000	0	1	1	2.3	2	0	2	0	1	4	7.0	
vs Richmond	11/21/17	15	0-2	.000	0-0	.000	1-2	.500	0	1	1	2.0	2	1	3	0	1	1	5.5	
vs Wyoming	11/22/17	11	1-3	.333	1-2	.500	1-2	.500	0	0	0	1.7	0	0	0	0	1	4	5.5	
ALABAMA STATE	11/27/17	20	3-5	.600	0-1	.000	2-3	.667	2	0	2	1.7	0	2	0	0	0	8	5.9	
at Xavier	12/02/17	2	0-0	.000	0-0	.000	0-0	.000	0	1	1	1.6	1	0	0	0	0	0	5.1	
vs Florida	12/09/17	2	0-0	.000	0-0	.000	0-0	.000	0	1	1	1.6	0	0	1	0	0	0	4.6	
MISSISSIPPI ST.	12/12/17	13	2-4	.500	0-2	.000	0-0	.000	0	1	1	1.5	1	0	2	1	1	4	4.5	
at UCLA	12/16/17	11	2-6	.333	0-1	.000	0-0	.000	2	1	3	1.6	1	1	1	0	0	4	4.5	
UA-PINE BLUFF	12/19/17	14	4-7	.571	0-1	.000	1-1	1.000	0	2	2	1.7	1	1	1	0	1	9	4.8	
CLEVELAND STATE	12/21/17	9	2-4	.500	1-1	1.000	0-0	.000	1	1	2	1.7	1	0	0	0	0	5	4.8	
MEMPHIS	12/31/17	17	1-3	.333	0-1	.000	1-2	.500	0	0	0	1.6	1	1	2	0	0	3	4.7	
at Temple	01/04/18	6	0-2	.000	0-0	.000	0-0	.000	0	0	0	1.5	0	0	0	0	1	0	4.4	
SMU	01/07/18	5	0-0	.000	0-0	.000	2-2	1.000	0	1	1	0.4	0	0	0	1	1	2	4.3	
at USF	1/13/18	5	0-1	.000	0-0	.000	0-0	.000	0	0	0	1.4	0	1	1	0	0	0	4.0	
ECU	01/20/18	12	0-5	.000	0-1	.000	0-0	.000	0	3	3	0.4	0	0	0	0	0	0	3.8	
TEMPLE	01/24/18	9	1-3	.333	0-0	.000	4-4	1.000	0	1	1	1.4	2	0	1	0	2	6	3.9	
at Memphis	1/27/18	2	0-0	.000	0-0	.000	0-0	.000	0	0	0	0.4	0	0	0	0	0	0	3.7	
HOUSTON	01/31/18	1	0-0	.000	0-0	.000	0-0	.000	0	0	0	1.3	0	0	0	0	0	0	3.5	
at UCONN	2/3/18	2	1-1	1.000	1-1	1.000	0-0	.000	0	0	0	1.2	0	0	0	0	0	0	3.5	
UCF	02/06/18	14	1-5	.200	0-2	.000	0-0	.000	0	1	1	2.3	2	0	2	0	1	2	3.4	
at SMU	02/11/18	12	3-5	.600	0-1	.000	2-2	1.000	0	0	0	1.2	1	1	2	0	1	8	3.6	
WICHITA STATE	02/18/18	6	0-0	.000	0-0	.000	1-2	.500	1	0	1	1.2	0	0	0	0	0	0	3.5	
UCONN	02/22/18	11	1-5	.200	0-2	.000	0-0	.000	1	0	1	1.2	2	1	1	0	0	1	2.5	
TULSA	02/25/18	7	1-2	.500	0-0	.000	0-1	.000	1	0	1	1.2	0	0	1	1	0	2	3.4	
at Tulane	03/01/18	27	2-6	.333	0-0	.000	2-4	.500	3	2	5	1.3	1	1	3	2	1	6	3.5	
at Wichita State	03/04/18	9	1-1	1.000	1-1	1.000	0-0	.000	0	1	1	1.3	1	0	0	0	0	3	3.5	
vs SMU	03/09/18	8	0-2	.000	0-1	.000	0-1	.000	0	1	1	1.3	1	0	1	0	0	0	3.4	
vs Memphis	3-10-18	9	0-1	.000	0-1	.000	0-0	.000	0	1	1	1.3	2	0	0	0	1	0	3.3	
vs Houston	3-11-18	0	0-0	.000	0-0	.000	0-0	.000	0	0	0	1.3	1	0	0	0	0	0	3.2	
vs Georgia State	03/16/18	1	0-1	.000	0-0	.000	0-0	.000	0	0	0	1.2	0	0	0	0	0	0	3.1	
Totals		0	325	40-104	.385	4-27	.148	17-32	531	15	25	40	1.2	23	14	27	5	15	101	3.1



# #3 MIKA ADAMS-WOODS

SYRACUSE, N.Y. (BISHOP LUDDEN HS/NEW HAMPTON SCHOOL [N.H.]

## MOMENTS

» Scored a season-high 11 points with a team-high four assists in his first career start vs. No. 21 Tennessee (12/18/19).

**2019-20 Season (Freshman):** Tallied 10 points, five rebounds, and two steals against Iowa (12/21) ... scored a season-high 11 points with a game-high four assists against No. 21 Tennessee (12/18) ... contributed 10 points on 4-of-4 shooting with a pair of threes at Xavier (12/7) ... posted 10 points with a pair of threes to go with five rebounds in 28 minutes against UNLV (11/30) ... scored 10 points 4-of-6 shooting in 18 minutes vs. Valparaiso (11/25) ... contributed a basket, five rebounds and three assists in his collegiate debut vs. Drake (11/11) ... handed out a game-high four assists to go with five points and three rebounds in 16 minutes in the exhibition win over Thomas More (10/31).

**Prior to Cincinnati:** Averaged 19.0 points, 6.2 rebounds, 4.5 assists and 1.9 steals while shooting 52.5 percent from three-point range during the 2018-19 season, his second year at New Hampton School (N.H.) ... helped lead the prep school to a runner-up finish at the 2018 NEPSAC AAA Championship while averaging 16.1 points, 5.1 rebounds, 4.2 assists and 1.9 steals ... earned New England Preparatory School Athletic Council (NEPSAC) Class AAA first-team honors each of the past two seasons at the New Hampton School ... rated as the No. 10 prospect in New England by the New England Recruiting Report and the No. 2 player in the state. He was also the No. 34 point guard nationally according to Rivals.com ... spent three seasons at Bishop Ludden High School in Syracuse, N.Y., where he scored over 1,200 points. He averaged 19.8 points as a junior in 2016-17 while earning first-team All-Central New York honors.

**Personal:** Born Feb. 23, 2000 in Syracuse, N.Y. ... son of Porsche and Carzel ... Guardian is Victoria Woods ... has one brother, Joesph and one sister, Myeisha ... left-handed.

## SEASON & CAREER STATISTICS

2019-20 Season			Career		
11 vs. Tennessee, 12/18/19	Pts	11 vs. Tennessee, 12/18/19			
6, 3x (last vs. Tennessee, 12/18/19)	FG Atts	6, 3x (last vs. Tennessee, 12/18/19)			
4, 3x (last at Xavier, 12/7/19)	FG Made	4, 3x (last at Xavier, 12/7/19)			
4, 2x (last vs. Colgate, 12/14/19)	3PT-FG Atts	4, 2x (last vs. Colgate, 12/14/19)			
2, 4x (last vs. Iowa, 12/21/19)	3PT-FG Made	2, 4x (last vs. Iowa, 12/21/19)			
4, 2x (last vs. Tennessee, 12/18/19)	FT Atts	4, 2x (last vs. Tennessee, 12/18/19)			
4, 2x (last vs. Tennessee, 12/18/19)	FT Made	4, 2x (last vs. Tennessee, 12/18/19)			
5, 3x (last vs. Iowa, 12/21/19)	Rebs	5, 3x (last vs. Iowa, 12/21/19)			
5, 2x (last at UCF, 1/11/20)	Assts	5, 2x (last at UCF, 1/11/20)			
2, 2x (last at Memphis, 1/16/20)	Stls	2, 2x (last at Memphis, 1/16/20)			
1 vs. UNLV, 11/30/19	Blks	1 vs. UNLV, 11/30/19			
31 vs. Tennessee, 12/18/19	Mins	31 vs. Tennessee, 12/18/19			

## MISCELLANEOUS STATISTICS

CATEGORY	2019-20	CAREER
Double-Figure Scoring Games	5	5
Double-Figure Rebounding Games	0	0
Double-Double Games	0	0
20-Point Scoring Games	0	0
Games Led Team in Scoring	0	0
Games Led Team in Rebounding	0	0
Games Led Team in Assists	2	2
Games With 3+ Assists	4	4
Games With 3+ Blocks	0	0
Games With 3+ Steals	0	0
Games With 3+ 3-Pointers	0	0

## GAME-BY-GAME STATISTICS

### 2019-20 (FRESHMAN SEASON)

Opponent	Date	gs	min	Total		3-Pointers		Free throws		Rebounds				pf	a	to	blk	stl	pts	avg
				fg-fga	pct	3fg-fga	pct	ft-fa	pct	off	def	tot	avg							
DRAKE	11/11/19	14	1-3	333	0-0	.000	0-0	.000	0	5	5	5.0	2	3	0	0	1	2	2.0	
ALABAMA A&M	11/14/19	13	1-3	333	1-2	.500	2-2	1.000	0	1	1	3.0	1	1	4	0	0	5	3.5	
vs Illinois State	11/22/19	13	0-0	.000	0-0	.000	0-1	.000	0	1	1	2.3	1	0	3	0	0	0	2.3	
vs Bowling Green	11/24/19	4	0-1	.000	0-0	.000	0-0	.000	0	0	0	1.8	0	0	0	0	0	0	1.8	
vs Valparaiso	11/25/19	18	4-6	.667	1-2	.500	1-1	1.000	0	1	1	1.6	2	0	2	0	1	10	3.4	
UNLV	11/30/19	29	4-6	.667	2-4	.500	0-1	.000	0	5	5	2.2	4	1	1	1	0	10	4.5	
VERMONT	12/03/19	18	1-2	.500	0-0	.000	4-4	1.000	0	3	3	2.3	1	2	1	0	1	6	4.7	
at Xavier	12/07/19	21	4-4	1.000	2-2	1.000	0-0	.000	0	3	3	2.4	1	0	2	0	0	10	5.4	
COLGATE	12/14/19	24	2-5	.400	2-4	.500	2-2	1.000	0	1	1	2.2	2	0	1	0	0	8	5.7	
TENNESSEE	12/18/19	31	3-6	.500	1-3	.333	4-4	1.000	0	3	3	2.3	1	4	0	0	0	11	6.2	
vs Iowa	12/21/19	22	3-5	.600	2-3	.667	2-2	1.000	0	5	5	2.5	4	1	0	0	2	10	6.5	
UCONN	01/01/20	27	1-3	.333	1-2	.500	1-2	.500	0	3	3	2.6	2	5	2	0	4	6.3		
at Tulane	01/04/20	14	1-4	.250	0-3	.000	0-0	.000	0	1	1	2.5	5	0	1	0	0	2	6.0	
TULSA	01/08/20	13	0-1	.000	0-1	.000	0-0	.000	0	1	1	2.4	4	0	1	0	0	0	5.6	
at UCF	01/11/20	20	1-2	.500	1-2	.500	0-0	.000	0	1	1	2.3	1	5	0	0	1	3	5.4	
at Memphis	01/16/20	20	1-4	.250	0-3	.000	0-0	.000	0	1	1	2.2	3	2	2	0	2	2	5.2	
Totals		7	301	27-55	.491	13-31	.419	16-19	.842	0	35	35	2.2	34	24	20	1	8	83	5.2

## CAREER STATISTICS

			Total		3-Point		F-Throws		Rebounds											Scoring	
Season	gp-gs	min/avg	fg-fga	pct	fg-fga	pct	ft-fa	pct	off	def	tot	avg	pf	fo	ast	to	blk	stl	pts	avg	
2019-20	16-7	301/18.8	27-55	.491	13-31	.419	16-19	.842	0	35	35	2.2	34	1	24	20	1	8	83	5.2	
TOTAL	16-7	301/18.8	27-55	.491	13-31	.419	16-19	.842	0	35	35	2.2	34	1	24	20	1	8	83	5.2	



# #13 TREVON SCOTT

FORWARD • 6-8 • 225 • R-SENIOR • 3L • TOWNSEND, GA. (McINTOSH COUNTY ACADEMY)

## CONFERENCE AWARDS

- » All-Tournament Team (2019)
- » AAC Weekly Honor Roll (1/13/20)

## MOMENTS

- » Tallied 10 points and a career-high 13 rebounds vs. UConn (1/1/20).
- » Notched 17 points and 12 rebounds against SMU (3/15/19) in the AAC Tournament Quarterfinals.
- » Posted a career-high 22 points with 10 rebounds, making 12 of 13 free throws vs. Northern Kentucky (12/4/18).

**2019-20 Season (R-Senior):** Posted a double-double with 14 points, 11 rebounds to go with four steals and four assists at UCF (1/11) ... posted 10 points and a career-high 13 rebounds against UConn (1/1) ... scored a game-high 15 points on 7-of-11 shooting with a game-high seven rebounds vs. No. 21 Tennessee (12/18) ... recorded a double-double with 13 points and a game-high 12 rebounds against Vermont (12/3) ... posted a double-double with 12 points and 11 rebounds against Valparaiso (11/25) ... scored 16 points on 7-of-10 shooting with eight rebounds against Alabama A&M (11/14) ... grabbed 12 rebounds at No. 18 Ohio State (11/6).

**2018-19 Season (R-Junior):** Started all 35 games, averaging 9.3 points, 6.9 rebounds and 1.5 assists in 30.6 minutes ... named to American Championship All-Tournament Team, averaging 13.7 points and a team-high 9.3 rebounds ... finished the season ranked among AAC leaders in rebounds (seventh at 6.9), offensive rebounds (seventh at 2.3), defensive rebounds (ninth at 4.5), field goal percentage (14th at .472) and minutes played (19th at 30.6) ... registered five double-doubles on the season, including 17 points and a career-high 12 rebounds against SMU (3/15) in the quarterfinals of the AAC Tournament ... achieved a career-high 22 points with 10 rebounds while making 12 of 13 free throws vs. Northern Kentucky (12/4) ... scored in double figures in 16 games ... led the Bearcats in rebounding in 19 games ... named to the Bearcats Academic Honor Roll and Dean's List during the 2019 spring semester.

**2017-18 Season (R-Sophomore):** Played in all 36 games as a reserve, averaging 3.1 points, 3.6 rebounds, and 0.9 assists in 12.5 minutes ... shot 55.4 percent (41 of 74) from the field ... scored a season-high 10 points on 3-of-7 shooting with six rebounds in 17 minutes at Tulane (3/1) ... posted nine points on 4-of-5 shooting with a season-high nine rebounds in 19 minutes against UConn (2/22) ... grabbed at least one rebound in 30 of 36 games ... named to the Bearcats Academic Honor Roll and Dean's List during the fall 2017 semester ... earned Legion of Excellence Award for team's highest grade-point average ... received 2018 Academic All-AAC honors.

**2016-17 Season (R-Freshman):** Played in 35 games as a reserve, averaging 3.1 points and 2.5 rebounds in 10.2 minutes ... shot 50 percent (45 of 90) from the field on the season ... scored a season-high 11 points on 5-of-10 shooting with seven rebounds and three assists in 18 minutes against Texas Southern (12/13) ... recorded 10 points on 5-of-5 shooting against Fairleigh Dickinson (12/17) ... registered 10 points on 5-of-6 shooting against Penn State (11/20) ... tallied nine points and nine rebounds with a season-best five assists and five blocks in a season-high 29 minutes against Lipscomb (11/26) ... recorded nine points, seven rebounds and a season-high five steals against USF (1/29) ... grabbed at least one rebound in 28 of 35 games played.

**2015-16 Season (Redshirt):** Did not see action.

**Prior to Cincinnati:** Named the Georgia Region 2A Player of the Year as a junior and senior ... tabbed first team all-region as a freshman and sophomore ... set the school scoring mark with 1,824 points while averaging 13.3 rebounds during his career at McIntosh County Academy in Darien, Georgia (population 1,880) ... averaged 21.6 points, 14.1 rebounds, 6.5 assists and 3.5 blocks as a senior ... posted 22.3 points, 13.7 rebounds, 6.7 assists and 3.7 blocks as a junior ... tabbed a three-star prospect by ESPN, Rivals.com and Scout.com and 247 Sports.

**Personal:** Born Nov. 25, 1996 in Brunswick, Georgia ... son of Anitra and Eddie Scott ... has two sisters, Jada and Jadya, who are freshmen on Cincinnati's women's basketball team in 2019-2020... right-handed ... first named pronounced "TREV-vaughn."

## SEASON & CAREER STATISTICS

2019-20 SEASON		CAREER
16 vs. Alabama A&M, 11/14/19	Pts	22 vs. NKU, 12/4/18
13 at Memphis, 1/16/20	FG Atts	17 vs. SMU, 3/15/19
7, 3x (last at UCF, 1/11/20)	FG Made	9 at UCF, 3/7/19
2, 6x (last at Memphis, 1/16/20)	3PT-FG Atts	5 at Memphis, 2/7/19
2 at Ohio State, 11/6/19	3PT-FG Made	2, 4x (last at Ohio State, 11/6/19)
8 vs. Bowling Green, 11/24/19	FT Atts	13 vs. NKU, 12/4/18
6 vs. Bowling Green, 11/24/19	FT Made	12 vs. NKU, 12/4/18
13 vs. UConn, 1/1/20	Rebs	13 vs. UConn, 1/1/20
8 at Tulane, 1/4/20	Assts	8 at Tulane, 1/4/20
4, 2x (last at UCF, 1/11/20)	Stls	5 vs. USF, 1/29/17
3 at Xavier, 12/7/19	Blks	5 vs. Lipscomb, 11/26/16
38, 2x (last vs. Tennessee, 12/18/19)	Mins	39 at UCF, 3/7/19

## MISCELLANEOUS STATISTICS

CATEGORY	2016-17	2017-18	2018-19	2019-20	CAREER
Double-Figure Scoring Games	3	1	16	8	28
Double-Figure Rebounding Games	1	0	7	7	15
Double-Double Games	0	0	5	4	9
20-Point Scoring Games	0	0	2	0	2
Games Led UC in Scoring	0	0	2	1	3
Games Led UC in Rebounding	2	5	19	9	35
Games Led UC in Assists	1	2	0	2	5
Games With 3+ Assists	2	6	8	6	22
Games With 3+ Blocks	1	0	0	1	2
Games With 3+ Steals	1	0	0	6	7
Games With 3+ 3-Pointers	0	0	0	0	0

## CAREER STATISTICS

Season	gp-gs	min/avg	Total fg-fga pct	3-Point fg-fga pct	F-Throws ft-fa pct	Rebounds off def tot avg	pf fo ast to blk stl	Scoring pts avg
2016-17	35-0	356/10.2	45-90 .500	1-3 .333	16-32 .500	24 64 88 2.5	25 0 20 16 15 17	107 3.1
2017-18	36-0	449/12.5	41-74 .554	0-1 .000	28-47 .596	50 78 128 3.6	38 0 32 22 7 15	110 3.1
2018-19	35-35	1071/30.6	125-265 .472	12-39 .308	64-96 .667	82 158 240 6.9	60 1 52 39 19 29	326 9.3
2019-20	17-17	533/31.4	62-135 .459	4-22 .182	17-30 .567	46 107 153 9.0	33 0 36 36 13 28	145 8.5
TOTAL	123-52	2409/19.6	273-564 .484	17-65 .262	125-205 .610	202 407 609 5.0	156 1 140 113 54 89	688 5.6





# #13 TREVON SCOTT

FORWARD • 6-8 • 225 • R-SENIOR • 3L • TOWNSEND, GA. (MCINTOSH COUNTY ACADEMY)

## GAME-BY-GAME STATISTICS

### 2019-20 (R-SENIOR SEASON)

Opponent	Date	gs	min	Total		3-Pointers		Free throws		Rebounds			pf	a	t/o	blk	stl	pts	avg		
				fg-fga	pct	3fg-fga	pct	ft-fa	pct	off	def	tot								avg	
at Ohio St.	11/06/19	*	32	0-7	.000	0-2	.000	3-4	.750	6	6	12	12.0	3	2	2	0	0	3.0		
DRAKE	11/11/19	*	19	2-4	.500	1-2	.500	0-0	.000	4	7	11	11.5	3	2	1	1	0	5.4		
ALABAMA A&M	11/14/19	*	21	7-10	.700	0-2	.000	2-2	1.000	1	7	8	10.3	2	0	1	1	0	16.0		
vs Illinois State	11/22/19	*	33	6-11	.545	0-1	.000	2-2	1.000	3	4	7	9.5	2	3	4	2	1	14.9		
vs Bowling Green	11/24/19	*	27	1-2	.500	0-1	.000	6-8	.750	1	10	11	9.8	4	1	2	1	1	8.9		
vs Valparaiso	11/25/19	*	37	6-10	.600	0-1	.000	0-0	.000	3	8	11	10.0	0	0	4	0	3	12.9		
UNLV	11/30/19	*	38	2-5	.400	0-1	.000	0-0	.000	3	6	9	9.9	1	4	3	0	2	4.9		
VERMONT	12/03/19	*	36	4-10	.400	1-2	.500	4-4	1.000	6	6	12	10.1	2	0	1	0	1	13.9		
at Xavier	12/07/19	*	35	1-7	.143	0-1	.000	0-0	.000	2	4	6	9.7	4	0	2	3	3	2.6		
COLGATE	12/14/19	*	27	3-4	.750	0-0	.000	0-1	.000	1	5	6	9.3	2	2	2	0	0	6.8		
TENNESSEE	12/18/19	*	38	7-11	.636	1-2	.500	0-0	.000	3	4	7	9.1	1	1	1	0	0	15.9		
vs Iowa	12/21/19	*	30	3-11	.273	0-1	.000	0-0	.000	2	5	7	8.9	0	3	1	0	2	6.8		
UCONN	01/01/20	*	35	5-5	1.000	0-0	.000	0-3	.000	3	10	13	9.2	2	3	2	1	3	10.8		
at Tulane	01/04/20	*	29	1-3	.333	1-2	.500	0-0	.000	0	6	6	9.0	0	8	2	1	1	3.8		
TULSA	01/08/20	*	28	5-8	.625	0-1	.000	0-4	.000	2	7	9	9.0	3	2	3	1	4	10.5		
at UCF	01/11/20	*	33	7-14	.500	0-1	.000	0-0	.000	3	8	11	9.1	4	4	2	1	4	14.8		
at Memphis	01/16/20	*	35	2-13	.154	0-2	.000	0-2	.000	3	4	7	9.0	0	1	3	1	3	4.5		
Totals			17	533	62-135	459	4-22	182	17-30	567	46	107	153	9.0	33	36	36	13	28	145	8.5

### 2017-18 (R-SOPHOMORE SEASON)

Opponent	Date	gs	min	Total		3-Pointers		Free throws		Rebounds			pf	a	t/o	blk	stl	pts	avg	
				fg-fga	pct	3fg-fga	pct	ft-fa	pct	off	def	tot								avg
SAVANNAH STATE	11/10/17	12	1-2	500	0-0	.000	2-2	1.000	1	2	3	3.0	2	3	1	0	1	4	4.0	
WESTERN CAROLINA	11/13/17	18	2-2	1.000	0-0	.000	2-3	.667	1	5	6	4.5	3	6	3	1	2	6	5.0	
COPPIN STATE	11/16/17	12	2-2	1.000	0-0	.000	2-2	1.000	2	3	5	4.7	0	3	0	0	1	6	5.3	
vs Buffalo	11/20/17	6	0-0	.000	0-0	.000	0-0	.000	0	0	0	3.5	1	0	2	0	1	0	4.0	
vs Richmond	11/21/17	20	1-1	1.000	0-0	.000	2-4	.500	0	3	3	3.4	2	0	1	0	1	4	4.0	
vs Wyoming	11/22/17	12	1-2	500	0-0	.000	0-0	.000	0	4	4	3.5	0	0	1	0	0	2	3.7	
ALABAMA STATE	11/27/17	15	2-3	.667	0-0	.000	1-2	.500	3	4	7	4.0	0	1	1	0	0	5	3.9	
at Xavier	12/02/17	18	2-2	1.000	0-0	.000	0-0	.000	4	3	7	4.4	3	1	1	1	1	4	3.9	
vs Florida	12/09/17	19	0-1	.000	0-0	.000	0-0	.000	1	1	2	4.1	1	0	1	0	0	0	3.4	
MISSISSIPPI ST.	12/12/17	6	0-0	.000	0-0	.000	0-0	.000	0	0	0	3.7	1	1	0	0	0	0	3.1	
at UCLA	12/16/17	5	0-0	.000	0-0	.000	0-0	.000	1	0	1	3.5	1	0	0	0	0	0	2.8	
UA-PINE BLUFF	12/19/17	14	1-3	.333	0-0	.000	4-6	.667	4	1	5	3.6	0	3	0	0	2	6	3.1	
CLEVELAND STATE	12/21/17	10	1-1	1.000	0-0	.000	0-0	.000	0	0	0	3.3	0	0	0	0	1	0	2.3	
MEMPHIS	12/31/17	13	0-0	.000	0-0	.000	1-2	.500	2	1	3	3.3	0	3	0	0	0	1	2.9	
at Temple	01/04/18	4	0-0	.000	0-0	.000	2-2	1.000	1	1	2	3.2	0	0	4	0	0	2	2.8	
SMU	01/07/18	17	2-2	1.000	0-0	.000	0-2	.000	0	4	4	3.3	0	1	0	1	1	4	2.9	
at USF	1/13/18	8	0-0	.000	0-0	.000	1-2	.500	0	1	1	3.1	2	0	0	0	0	1	2.8	
at UCF	1/16/18	10	1-1	1.000	0-0	.000	0-0	.000	2	0	2	3.1	0	0	0	0	0	2	2.7	
ECU	01/20/18	14	1-2	500	0-0	.000	3-6	.500	1	6	7	3.3	2	0	0	0	0	5	2.8	
TEMPLE	01/24/18	13	1-3	.333	0-0	.000	0-0	.000	4	2	6	3.4	2	0	1	1	1	2	2.8	
at Memphis	1/27/18	4	1-1	1.000	0-0	.000	0-0	.000	0	0	0	3.2	0	1	1	0	0	2	2.8	
HOUSTON	01/31/18	13	0-2	.000	0-0	.000	0-1	.000	2	2	4	3.3	1	0	0	0	0	0	2.6	
at UCONN	2/3/18	7	0-0	.000	0-0	.000	2-2	1.000	0	2	2	3.2	0	0	0	0	0	2	2.6	
UCF	02/06/18	14	2-4	.500	0-0	.000	0-1	.000	3	5	8	3.4	1	2	0	0	0	4	2.7	
at SMU	02/11/18	18	1-5	.200	0-1	.000	0-0	.000	3	2	5	3.5	2	4	0	0	0	1	2.6	
at Houston	2/15/18	6	1-1	1.000	0-0	.000	0-0	.000	0	0	0	3.3	0	0	0	0	0	2	2.6	
WICHITA STATE	02/18/18	4	1-1	1.000	0-0	.000	0-0	.000	0	0	0	3.2	1	0	0	0	0	2	2.6	
UCONN	02/22/18	19	4-5	.800	0-0	.000	1-4	.250	2	7	9	3.4	2	2	2	0	0	9	2.8	
TULSA	02/25/18	21	0-3	.000	0-0	.000	0-0	.000	3	4	7	3.6	3	0	1	1	0	0	2.7	
at Tulane	03/01/18	17	3-7	.429	0-0	.000	4-4	1.000	2	4	6	3.6	1	0	1	0	1	10	3.0	
at Wichita State	03/04/18	7	1-2	.500	0-0	.000	0-0	.000	2	1	3	3.6	0	0	0	0	0	2	2.9	
vs SMU	03/09/18	12	3-5	.600	0-0	.000	1-2	.500	2	1	3	3.6	0	0	0	0	0	7	3.1	
vs Memphis	3-10-18	18	3-6	.500	0-0	.000	0-0	.000	1	3	4	3.6	2	1	0	0	0	6	3.2	
vs Houston	3-11-18	16	0-2	.000	0-0	.000	0-0	.000	0	1	1	3.5	2	0	0	0	0	0	3.1	
vs Georgia State	03/16/18	10	1-1	1.000	0-0	.000	0-0	.000	1	2	3	3.5	0	0	0	0	0	2	3.0	
vs Nevada	03/18/18	17	2-2	1.000	0-0	.000	0-0	.000	2	3	5	3.6	3	0	0	0	0	4	3.1	
Totals		0	449	41-74	554	0-1	.000	28-47	596	50	78	128	3.6	38	32	22	7	15	110	3.1

### 2018-19 (R-JUNIOR SEASON)

Opponent	Date	gs	min	Total		3-Pointers		Free throws		Rebounds			pf	a	t/o	blk	stl	pts	avg	
				fg-fga	pct	ft-fa	pct	off	def	tot	avg									
OHIO ST.	11/07/18	*	29	2-5	.400	1-3	.333	3-4	.750	2	4	6	6.0	2	2	2	2	0	8	8.0
N.C. CENTRAL	11/13/18	*	29	6-6	1.000	0-0	.000	0-0	.000	1	2	3	4.5	0	2	1	1	1	12	10.0
MILWAUKEE	11/16/18	*	38	6-13	.462	1-3	.333	2-4	.500	2	8	10	6.3	1	2	1	0	2	15	11.7
WESTERN MICH.	11/19/18	*	30	2-7	.286	0-0	.000	0-0	.000	1	2	3	5.5	3	2	0	0	1	4	9.8
vs George Mason	11/23/18	*	37	7-9	.778	0-0	.000	0-1	.000	2	6	8	6.0	2	1	1	1	0	14	10.6
vs Ole Miss	11/24/18	*	33	3-6	.500	0-0	.000	3-6	.500	2	7	9	6.5	3	0	1	2	1	9	10.3
ARK-PINE BLUFF	11/27/18	*	16	4-7	.571	0-0	.000	3-4	.750	2	5	7	6.6	3	1	4	0	1	11	10.4
at UNLV	12/01/18	*	31	2-6	.333	0-0	.000	0-0	.000	0	2	2	6.0	5	0	3	0	1	4	9.6
NORTHERN KY.	12/04/18	*	28	5-8	.625	0-0	.000	12-13	.923	3	7	10	6.4	0	3	1	1	0	22	11.0
XAVIER	12/08/18	*	34	5-11	.455	0-0	.000	0-0	.000	2	8	10	6.8	2	0	0	1	1	10	10.9
at Mississippi State	12/15/18	*	27	2-9	.222	0-0	.000	1-2	.500	1	3	4	6.5	4	0	1	1	1	5	10.4
UCLA	12/19/18	*	21	2-5	.400	0-2	.000	3-4	.750	2	3	5	6.4	0	4	0	1	1	7	10.1
SOUTH CAROLINA ST.	12/22/18	*	20	3-5	.600	0-0	.000	0-0	.000	4	1	5	6.3	0	2	1	0	0	6	9.8
TULANE	01/02/19	*	24	3-11	.273	0-2	.000	1-2	.500	2	1	3	6.1	2	1	0	1	1	7	9.6
at ECU	01/05/19	*	28	5-9	.556	0-1	.000	2-4	.500	3	6	9	6.3	3	3	2	0	1	12	9.7
at Tulsa	01/10/19	*	31	5-7	.714	0-0	.000	2-2	1.000	2	7	9	6.4	1	1	2	0	2	12	9.9
UCONN	01/12/19	*	34	1-7	.143	0-0	.000	0-0	.000	0	1	1	6.1	2	3	1	0	0	2	9.4
SOUTH FLA.	01/15/19	*	31	4-5	.800	0-0	.000	4-4	1.000	1	3	4	6.0	3	0	0	1	2	12	9.6
at Wichita St.	01/19/19	*	36	1-4	.250	0-0	.000	3-4	.750	4	6	10	6.2	1	1	2	1	0	5	9.3
TULSA	01/24/19	*	28	6-7	.857	1-1	1.000	0-1	.000	2	9	11	6.5	1	1	0	0	1	13	9.5
at Temple	01/27/19	*	29	5-8	.625	0-1	.000	3-5	.600	1	5	6	6.4	3	1	2	0	0	13	9.7
SMU	02/02/19	*	27	1-1	1.000	0-0	.000	0-0	.000	3	0	3	6.3	3	2	1	0	0	2	9.3
at Memphis	02/07/19	*	34	4-9	.444	2-5	.400	3-7	.429	3	6	9	6.4	1	3	0	0	1	13	9.5
at Houston	02/10/19	*	35	1-4	.250	1-2	.500	0-0	.000	0	3	3	6.3	0	1	0	0	1	3	9.2
WICHITA ST.	02/17/19	*	32	1-7	.143	0-0	.000	1-2	.500	3	5	8	6.3	1	4	0	1	1	3	9.0
UCF	02/21/19	*	29	3-7	.429	1-2	.500	0-0	.000	3	2	5	6.3	1	2	2	1	1	7	8.9
at UConn	02/24/19	*	29	2-7	.286	0-1	.000	1-2	.500	4	4	8	6.3	4	0	3	1	1	5	8.7
at SMU	02/27/19	*	22	2-8	.250	0-2	.000	0-0	.000	4	6	10	6.5	0	2	2	0	0	4	8.6
MEMPHIS	03/02/19	*	32	3-6	.500	0-1	.000	2-4	.500	3	4	7	6.5	0	1	2	2	2	8	8.6
at UCF	03/07/19	*	39	9-15	.600	2-3	.667	0-1	.000	6	3	9	6.6	1	3	1	0	1	20	8.9
HOUSTON	03/10/19	*	33	1-5	.200	0-2	.000	5-6	.833	3	5	8	6.6	3	0	1	0	0	7	8.9
vs SMU	03/15/19	*	35	8-17	.471	0-2	.000	1-2	.500	5	7	12	6.8	0	1	1	0	2	17	9.1
vs Wichita St.	03/16/19	*	39	4-11	.364	2-3	.667	2-4	.500	5	2	6	6.8	2	1	0	1	1	12	9.2
vs Houston	03/17/19	*	34	3-5	.600	1-2	.500	5-6	.833	1	7	8	6.9	1	2	0	0	0	12	9.3
vs Iowa	03/22/19	*	37	4-8	.500	0-1	.000	2-2	1.000	3	4	7	6.9	2	0	1	1	1	10	9.3
Totals		35	1071	125-265	.472	12-39	.308	64-96	.667	82	158	240	6.9	60	52	39	19	29	326	9.3



# #20 MAMOUDOU DIARRA

FORWARD • 6-9 • 220 • R-SOPHOMORE • 1L • BAMAKO, MALI (22 FEET ACADEMY [S.C.]

**2019-20 Season (R-Sophomore):** Tallied six points and four rebounds in 12 minutes at Tulane (1/4) ... pulled down six rebounds in seven minutes at Xavier (12/7) ... grabbed a career-high nine rebounds against Alabama A&M (11/14) ... tallied four points, five rebounds and a block in a career-high 16 minutes against Drake (11/11).

**2018-19 Season (R-Freshman):** Played in 20 games as a reserve, averaging 2.3 points and 1.9 rebounds in 6.9 minutes ... scored a season-high nine points on 4-of-6 shooting with a pair of rebounds and a block in 13 minutes against Arkansas-Pine Bluff (11/27) ... tallied eight points and five rebounds in 12 minutes against South Carolina State (12/22) ... scored six points and grabbed six rebounds in a season-high 15 minutes at UConn (2/24).

**2017-18 Season (Redshirt):** Played in seven games as a reserve, averaging 2.9 points, 1.9 rebounds and 0.7 blocks in 6.6 minutes ... scored a season-high nine points with six rebounds and a block in a season-high 12 minutes against Western Carolina (11/13) ... netted five points and a three-pointer with three rebounds in nine minutes against Coppin State (11/16) ... recorded a pair of blocks against Alabama State (11/27) ... scored in five of his seven games ... named to the Bearcat Honor Roll during the fall 2017 semester.

**Prior to Cincinnati:** Helped 22 Feet Academy to a 29-9 record in 2016-17 while earning First Team All-Grind Session accolades and averaging 18.5 points, 10.2 rebounds and 3.2 blocks ... honored as one of 30 campers from 23 countries invited to participate in the NBA's Basketball Without Borders Camp surrounding the 2015 NBA All-Star Game.

**Personal:** Born Oct. 4, 1997 in Bamako, Mali ... son of Mastan Baha and Salifou Diarra ... has one sister, Kadidia ... his aunt Marietou Diarra played professional basketball in France ... right-handed.

## SEASON & CAREER STATISTICS

### 2019-20 SEASON

6 at Tulane, 1/4/20	Pts	9, 2x (last vs. Ark.-Pine Bluff, 11/27/18)
4 vs. UConn, 1/1/20	FG Atts	6, 3x (last vs. SC State, 12/22/18)
2, 2x (last vs. UConn, 1/1/20)	FG Made	4 vs. Arkansas-Pine Bluff, 11/27/18
0	3PT-FG Atts	2 vs. Coppin State, 11/16/17
0	3PT-FG Made	1, 2x (last vs. Ark.-Pine Bluff, 11/27/18)
4 at Tulane, 1/4/20	FT Atts	4, 3x (last 4 at Tulane, 1/4/20)
4 at Tulane, 1/4/20	FT Made	4 at Tulane, 1/4/20
9 vs. Alabama A&M, 11/14/19	Rebs	9 vs. Alabama A&M, 11/14/19
1, 4x (last vs. Tulsa, 1/8/20)	Assts	1, 10x (last vs. Tulsa, 1/8/20)
1, 5x (last vs. Tulsa, 1/8/20)	Stls	2 at UCF, 3/7/19
1, 4x (last vs. Tulsa, 1/8/20)	Blks	2, 2x (last vs. Tulane, 1/2/19)
16 vs. Drake, 11/11/19	Mins	16 vs. Drake, 11/11/19

### CAREER

## MISCELLANEOUS STATISTICS

CATEGORY	2017-18	2018-19	2019-20	CAREER
Double-Figure Scoring Games	0	0	0	0
Double-Figure Rebounding Games	0	0	0	0
Double-Double Games	0	0	0	0
20-Point Scoring Games	0	0	0	0
Games Led Team in Scoring	0	0	0	0
Games Led Team in Rebounding	0	0	0	0
Games Led Team in Assists	0	0	0	0
Games With 3+ Assists	0	0	0	0
Games With 3+ Blocks	0	0	0	0
Games With 3+ Steals	0	0	0	0
Games With 3+ Three-Pointers	0	0	0	0

## GAME-BY-GAME STATISTICS

### 2019-20 (R-SOPHOMORE SEASON)

Opponent	Date	gs	min	Total	3-Pointers	Free throws	Rebounds	pf	a	to	blk	stl	pts	avg
				fg-fga	pct	3fg-fga	pct	ft-fa	pct	off	def	tot	avg	
at Ohio St.	11/06/19	3	0-0	.000	0-0	.000	0-0	.000	0	0	0	0	0	0.0
DRAKE	11/11/19	16	2-3	.667	0-0	.000	0-0	.000	2	3	5	2.5	4	2.0
ALABAMA A&M	11/14/19	13	1-2	.500	0-0	.000	0-0	.000	1	8	9	4.7	0	2.0
vs Illinois State	11/22/19	7	0-1	.000	0-0	.000	0-0	.000	0	1	1	3.8	2	0.1
vs Bowling Green	11/24/19	10	0-1	.000	0-0	.000	0-0	.000	1	2	3	3.6	1	0.1
vs Valparaiso	11/25/19	8	1-3	.333	0-0	.000	1-2	.500	1	1	2	3.3	0	1.5
UNLV	11/30/19	6	1-1	1.000	0-0	.000	1-1	1.000	0	1	1	3.0	2	0.1
VERMONT	12/03/19	5	0-0	.000	0-0	.000	0-0	.000	0	0	0	2.6	1	0.1
at Xavier	12/07/19	7	1-1	1.000	0-0	.000	0-2	.000	2	4	6	3.0	1	2.0
vs Iowa	12/21/19	8	1-3	.333	0-0	.000	0-0	.000	1	0	1	2.8	1	0.1
UCONN	01/01/20	5	2-4	.500	0-0	.000	1-1	1.000	2	0	2	2.7	2	0.1
at Tulane	01/04/20	12	1-1	1.000	0-0	.000	4-4	1.000	4	0	4	2.8	1	6.3
TULSA	01/08/20	10	1-2	.500	0-0	.000	0-0	.000	0	5	5	3.0	1	2.2
at UCF	01/11/20	9	1-2	.500	0-0	.000	0-0	.000	0	2	2	2.9	3	0.1
at Memphis	01/16/20	5	0-1	.000	0-0	.000	0-0	.000	0	1	1	2.8	0	0.1
Totals		0	124	12-25	.480	0-0	.000	7-10	.700	14	28	42	2.8	2.1

### 2018-19 (R-FRESHMAN SEASON)

Opponent	Date	gs	min	Total	3-Pointers	Free throws	Rebounds	pf	a	to	blk	stl	pts	avg
				fg-fga	pct	3fg-fga	pct	ft-fa	pct	off	def	tot	avg	
N.C. CENTRAL	11/13/18	4	1-1	1.000	0-0	.000	0-0	.000	0	2	2	2.0	1	2.0
WESTERN MICH.	11/19/18	12	0-2	.000	0-0	.000	2-4	.500	2	4	6	4.0	2	2.0
vs Ole Miss	11/24/18	2	0-0	.000	0-0	.000	0-0	.000	0	1	1	3.0	0	0.1
ARK-PINE BLUFF	11/27/18	14	4-6	.667	1-1	1.000	0-0	.000	0	2	2	2.8	2	0.1
UCLA	12/19/18	5	0-2	.000	0-0	.000	0-0	.000	0	1	1	2.4	0	0.1
SOUTH CAROLINA ST.	12/22/18	12	3-6	.500	0-1	.000	2-3	.667	1	4	5	2.8	1	0.1
TULANE	01/02/19	12	2-4	.500	0-0	.000	0-0	.000	2	4	6	3.3	1	4.3
at Tulsa	01/10/19	0	0-0	.000	0-0	.000	0-0	.000	0	0	0	2.9	0	0.1
SOUTH FLA.	01/15/19	3	0-1	.000	0-0	.000	0-0	.000	0	0	0	2.6	0	0.1
at Wichita St.	01/19/19	1	0-0	.000	0-0	.000	0-0	.000	0	0	0	2.3	0	0.1
TULSA	01/24/19	10	2-5	.400	0-0	.000	0-0	.000	1	0	1	2.2	3	0.1
at Temple	01/27/19	2	0-0	.000	0-0	.000	0-0	.000	0	0	0	2.0	0	0.1
at Memphis	02/07/19	3	0-1	.000	0-0	.000	0-0	.000	0	2	2	2.0	0	0.1
at UConn	02/24/19	15	2-5	.400	0-0	.000	2-2	1.000	2	4	6	2.3	2	1.0
at SMU	02/27/19	5	0-0	.000	0-0	.000	0-0	.000	0	1	1	2.2	0	0.1
at UCF	03/07/19	14	1-3	.333	0-0	.000	1-2	.500	2	1	3	2.3	0	1.0
HOUSTON	03/10/19	8	1-3	.333	0-0	.000	3-3	1.000	0	1	1	2.2	1	0.1
vs SMU	03/15/19	8	0-1	.000	0-0	.000	0-0	.000	1	0	1	2.1	0	0.1
vs Wichita St.	03/16/19	5	1-1	1.000	0-0	.000	0-0	.000	0	0	0	2.0	0	0.1
vs Iowa	03/22/19	3	0-1	.000	0-0	.000	0-0	.000	0	0	0	1.9	0	0.1
Totals		0	138	17-42	.405	1-2	.500	10-14	.714	11	27	38	1.9	1.5

### 2017-18 (FRESHMAN SEASON)

Opponent	Date	gs	min	Total	3-Pointers	Free throws	Rebounds	pf	a	to	blk	stl	pts	avg
				fg-fga	pct	3fg-fga	pct	ft-fa	pct	off	def	tot	avg	
SAVANNAH STATE	11/10/17	0	0-0	.000	0-0	.000	0-0	.000	0	0	0	0	0	0.0
WESTERN CAROLINA	11/13/17	12	3-6	.500	0-0	.000	3-4	.750	2	4	6	3.0	1	0.1
COPPIN STATE	11/16/17	9	1-5	.200	1-2	.500	2-2	1.000	1	2	3	3.0	0	1.0
ALABAMA STATE	11/27/17	8	1-4	.250	0-0	.000	0-0	.000	1	1	2	2.8	1	0.1
MISSISSIPPI ST.	12/12/17	1	0-0	.000	0-0	.000	0-0	.000	0	0	0	2.2	0	0.1
UA-PINE BLUFF	12/19/17	12	1-3	.333	0-0	.000	0-0	.000	1	0	1	2.0	1	0.1
MEMPHIS	12/31/17	4	1-2	.500	0-0	.000	0-0	.000	0	1	1	1.9	0	0.1
Totals		0	46	7-20	.350	1-2	.500	5-6	.833	5	8	13	1.9	1.5

## CAREER STATISTICS

Season	gp-gs	min/avg	Total	3-Point	F-Throws	Rebounds	pf	fo	ast	to	blk	stl	pts	avg
			fg-fga	pct	fg-fga	pct	ft-fa	pct	off	def	tot	avg		
2017-18	7-0	46/6.6	7-20	.350	1-2	.500	5-6	.833	5	8	13	1.9	3	2.9
2018-19	20-0	138/6.9	17-42	.405	1-2	.500	10-14	.714	11	27	38	1.9	15	2.3
2019-20	15-0	124/8.3	12-25	.480	0-0	.000	7-10	.700	14	28	42	2.8	20	2.1
TOTAL	42-0	308/7.3	36-87	.414	2-4	.500	22-30	.733	30	63	93	2.2	38	2.3



# #21 JAEVIN CUMBERLAND

GUARD • 6-3 • 185 • GRADUATE • TR • WILMINGTON, OHIO (WILMINGTON HS/OAKLAND)

## CONFERENCE AWARDS

- » All-Tournament Team (2019)
- » Player of the Week (1x: 1/21/19)

## MOMENTS

- » Scored a career-high 31 points against Oral Roberts (11/24/18), going 15 of 15 from the free throw line.
- » Hit seven three-pointers as part of 27-point effort vs. Northern Kentucky in the Motor City Madness Tournament (3/11/19).

**2019-20 Season (Grad Transfer):** Tallied 16 points with four threes against Tulsa (1/8) ... made five threes and finished with 21 points against Vermont (12/3) ... scored a team-high 21 points with a season-high six threes against Bowling Green (11/24) ... tallied 13 points, a trio of threes, a game-high six assists and five steals against Alabama A&M (11/14) ... posted a game-high 17 points with five 3-pointers in 18 minutes against Drake (11/11).

**Prior to Cincinnati:** Graduate transfer who averaged 17.2 points and 3.5 assists while shooting 39.9 percent (109 of 273) from three-point range as a redshirt junior with Oakland ... ranked among the nation's leaders in minutes played (22nd at 37.1), three-pointers per game (22nd at 3.3), three-pointers attempted (28th at 27.3), three-point field goal percentage (50th at 39.9) and free throw percentage (51st at 85.4 percent) during the 2018-19 season ... completed the season having made at least one three-pointer in 33 consecutive games, the 13th longest streak in the nation ... ranked among Horizon League leaders in minutes played (second at 37.1), assist-to-turnover ratio (third at 1.9), free throw percentage (tied for fourth at .854), three-point percentage (sixth at .399), points (tied for sixth at 17.2) and assists (ninth at 3.5) ... named to the Horizon League's 2019 Motor City Madness All-Tournament Team after averaging 25 points and shooting 52.3 percent (11 of 21) from beyond the arc ... scored a career-high 31 points, including 15 of 15 free throws, against Oral Roberts ... tallied a game-high 27 points with seven threes against Brannen's Northern Kentucky squad in the league tournament semifinals ... made 26 consecutive free throws from Nov. 23 to Dec. 6 during 2018-19 season ... appeared in eight games during 2017-18 (junior season) before sitting out the remainder of the year due to injury ... saw action in eight games as a reserve, averaging 1.1 points, 1.3 rebounds and 0.8 assists in 9.3 minutes during 2017-18 ... played in 25 games as a reserve, averaging 2.7 points, 0.4 rebounds and 0.3 assists in 6.8 minutes in 2016-17 (sophomore season) ... played in 30 games as a reserve, averaging 1.3 points, 0.4 rebounds and 0.3 assists in 5.4 minutes in 2015-16 (freshman season) ... tabbed an Associated Press All-Ohio Division I First Team selection in 2014-15, he averaged 22.5 points at Wilmington High School, helping the Hurricane to a sectional championship as a senior ... finished his career with 1,846 points, most in school history.

**Personal:** Born March 10, 1996 in Wilmington, Ohio ... son of Shannon and Dwaine Cumberland ... cousin of Cincinnati senior guard Jarron Cumberland ... right-handed.

## SEASON & CAREER STATISTICS

### 2019-20 Season

		Career
21, 2x (last vs. Vermont, 12/3/19)	Pts	31 vs. Oral Roberts, 11/24/18#
15 vs. Bowling Green, 11/24/19	FG Atts	21 vs. Youngstown State, 3/6/18#
6, 3x (last vs. Tulsa, 1/8/20)	FG Made	8, 4x (last vs. NKU, 3/11/19)#
14 vs. Bowling Green, 11/24/19	3PT-FG Atts	15 vs. Youngstown State, 1/31/19#
6 vs. Bowling Green, 11/24/19	3PT-FG Made	7, 2x (last vs. NKU, 3/11/19)#
10 at Xavier, 12/7/19	FT Atts	15 vs. Oral Roberts, 11/24/18#
8 at Xavier, 12/7/19	FT Made	15 vs. Oral Roberts, 11/24/18#
3, 4x (last vs. Tulsa, 1/8/20)	Rebs	8 vs. Defiance, 11/19/18#
6 vs. Alabama A&M, 11/14/19	Assts	9 vs. Defiance, 11/19/18#
5 vs. Alabama A&M, 11/14/19	Stls	5 vs. Alabama A&M, 11/14/19
1, 2x (last vs. Tulsa, 1/8/20)	Blks	2 vs. Milwaukee, 1/10/19#
34 vs. Bowling Green, 11/24/19	Mins	40, 6x (last vs. NKU, 3/11/19)#

# - Statistics from playing career at Oakland

## MISCELLANEOUS STATISTICS

CATEGORY	15-16	16-17	17-18	18-19	19-20	CAREER
Double-Figure Scoring Games	0	2	0	28	6	37
Double-Figure Rebounding Games	0	0	0	0	0	0
Double-Double Games	0	0	0	0	0	0
20-Point Scoring Games	0	0	0	10	2	12
Games Led Team in Scoring	0	0	0	11	1	12
Games Led Team in Rebounding	0	0	0	1	0	1
Games Led Team in Assists	0	0	0	9	1	10
Games With 3+ Assists	0	0	1	23	1	25
Games With 3+ Blocks	0	0	0	0	0	0
Games With 3+ Steals	0	0	0	5	1	6
Games With 3+ 3-Pointers	0	1	0	19	6	26

## CAREER STATISTICS

			Total		3-Point		F-Throws		Rebounds											Scoring	
Season	gp-gs	min/avg	fg-fga	pct	fg-fga	pct	ft-fga	pct	off	def	tot	avg	pf	fo	ast	to	blk	stl	pts	avg	
2015-16*	30-0	162/5.4	12-28	.429	6-16	.375	10-13	.769	5	8	13	0.4	22	0	9	7	0	3	40	1.3	
2016-17*	25-0	170/6.8	17-45	.378	13-31	.419	21-27	.778	2	9	11	0.4	14	0	7	7	1	5	68	2.7	
2017-18*	8-0	74/9.3	2-14	.143	1-7	.143	4-7	.571	4	6	10	1.3	7	0	6	6	0	2	9	1.1	
2018-19*	33-33	1223/37.1	173-407	.425	109-273	.399	111-130	.854	14	82	96	2.9	69	0	114	60	6	37	566	17.2	
2019-20	17-2	385/22.6	53-140	.379	38-107	.355	25-36	.694	3	24	27	1.6	24	0	27	23	2	9	169	9.9	
TOTAL	17-2	385/22.6	53-140	.379	38-107	.355	25-36	.694	3	24	27	1.6	24	0	27	23	2	9	169	9.9	
All*	113-35	2014/17.8	257-634	.405	167-434	.385	171-213	.803	28	129	157	1.4	136	0	163	103	9	56	852	7.5	

\* Statistics from prior team/school



# #21 JAEVIN CUMBERLAND

GUARD • 6-3 • 185 • GRADUATE • TR • WILMINGTON, OHIO (WILMINGTON HS/OAKLAND)

## GAME-BY-GAME STATISTICS

### 2019-20 (GRAD TRANSFER SEASON - CINCINNATI)

Opponent	Date	gs	min	Total		3-Pointers		Free throws		Rebounds				pf	a	t/o	blk	stl	pts	avg
				fg-fga	pct	3fg-fga	pct	ft-fa	pct	off	def	tot	avg							
at Ohio St.	11/06/19	27	1-6	.167	1-5	.200	0-0	.000	1	0	1	1.0	4	1	2	0	0	3	3.0	
DRAKE	11/11/19	19	6-11	.545	5-10	.500	0-0	.000	0	0	0	0.5	0	2	1	0	1	17	10.0	
ALABAMA A&M	11/14/19	* 29	4-9	.444	3-7	.429	2-2	1.000	0	3	3	1.3	1	6	3	1	5	13	11.0	
vs Illinois State	11/22/19	8	1-4	.250	0-2	.000	0-0	.000	0	0	0	1.0	0	0	1	0	0	2	8.8	
vs Bowling Green	11/24/19	34	6-15	.400	6-14	.429	3-4	.750	0	2	2	1.2	2	2	2	0	0	21	11.2	
vs Valparaiso	11/25/19	* 27	2-7	.286	2-6	.333	0-0	.000	0	1	1	1.2	1	4	4	0	0	6	10.3	
UNLV	11/30/19	12	1-5	.200	0-3	.000	3-4	.750	0	1	1	1.1	1	1	1	0	0	5	9.6	
VERMONT	12/03/19	28	5-10	.500	5-8	.625	6-8	.750	0	2	2	1.3	2	1	0	0	0	21	11.0	
at Xavier	12/07/19	24	2-10	.200	2-8	.250	8-10	.800	0	3	3	1.4	3	3	1	0	1	14	11.3	
COLGATE	12/14/19	24	5-9	.556	2-6	.333	1-4	.250	0	2	2	1.5	2	0	1	0	0	13	11.5	
TENNESSEE	12/18/19	25	4-7	.571	2-3	.667	1-2	.500	0	2	2	1.5	0	2	1	0	0	11	11.5	
vs Iowa	12/21/19	16	2-5	.400	0-2	.000	0-0	.000	0	1	1	1.5	4	1	0	0	0	4	10.8	
UCONN	01/01/20	22	1-5	.200	0-2	.000	1-2	.500	1	2	3	1.6	1	1	2	0	0	3	10.2	
at Tulane	01/04/20	27	3-14	.214	2-12	.167	0-0	.000	1	1	2	1.6	1	1	2	0	2	8	10.1	
TULSA	01/08/20	23	6-11	.545	4-9	.444	0-0	.000	0	3	3	1.7	1	2	1	0	1	16	10.5	
at UCF	01/11/20	22	3-7	.429	3-7	.429	0-0	.000	0	1	1	1.7	1	0	0	0	0	9	10.4	
at Memphis	01/16/20	18	1-5	.200	1-3	.333	0-0	.000	0	0	0	1.6	0	1	0	0	0	3	9.9	
Totals		2	385	53-140	.379	38-107	.355	25-36	.694	3	24	27	1.6	24	27	23	2	9	169	9.9

### 2017-18 (JUNIOR SEASON - OAKLAND)

Opponent	Date	gs	min	Total		3-Pointers		Free throws		Rebounds			pf	a	t/o	blk	stl	pts	avg	
				fg	fga	pct	3fg	3fga	pct	ft	fta	off								def
FORT WAYNE	11/10/17	10	0-2	.000	0-1	.000	0-0	.000	0	0	0	0.0	1	0	0	0	0	0	0.0	
NEW ORLEANS	11/13/17	11	0-1	.000	0-1	.000	1-3	.333	1	2	3	1.5	1	1	1	0	1	1	0.5	
at TOLEDO	11/18/17	7	0-2	.000	0-0	.000	0-0	.000	0	1	1	1.3	0	0	0	0	0	0	0.3	
at Syracuse	11/20/17	9	0-1	.000	0-1	.000	0-0	.000	0	0	0	1.0	3	1	2	0	0	0	0.3	
at Kansas	11/24/17	3	0-1	.000	0-1	.000	0-0	.000	0	0	0	0.8	0	0	0	0	0	0	0.2	
at ORU	11/27/17	15	1-4	.250	1-2	.500	3-4	.750	1	0	1	0.8	1	1	3	0	0	0	6	1.2
TEXAS SOUTHERN	11/29/17	13	1-3	.333	0-1	.000	0-0	.000	0	3	3	1.1	1	3	0	0	1	2	1.3	
CHICAGO STATE	12/09/17	6	0-0	.000	0-0	.000	0-0	.000	2	0	2	1.3	0	0	0	0	0	0	1.1	
Totals		0	74	2-14	.143	1-7	.143	4-7	.571	4	6	10	1.3	7	6	6	0	2	9	1.1

### 2016-17 (SOPHOMORE SEASON - OAKLAND)

Opponent	Date	gs	min	Total		3-Pointers		Free throws		Rebounds			pf	a	t/o	blk	stl	pts	avg	
				fg-fga	pct	3fg-fga	pct	ft-fa	pct	off	def	tot								avg
BOWLING GREEN	11/11/16	4	0-0	.000	0-0	.000	0-0	.000	0	0	0	0.0	1	1	0	0	0	0.0		
WESTERN MICHIGAN	11/14/16	2	0-1	.000	0-1	.000	0-0	.000	0	0	0	0.0	0	0	0	0	0	0.0		
GOSHEN	11/18/16	15	5-8	.625	4-5	.800	2-4	.500	1	0	1	0.3	0	0	0	1	16	5.3		
CHICAGO STATE	11/19/16	7	1-2	.500	0-1	.000	2-2	1.000	0	3	3	1.0	0	0	0	0	4	5.0		
vs Nevada	11/23/16	6	1-3	.333	0-2	.000	2-2	1.000	0	0	0	0.8	0	0	0	0	4	4.8		
at Alaska Anchorage	11/25/16	3	0-0	.000	0-0	.000	0-0	.000	0	0	0	0.7	2	0	1	0	0	4.0		
vs UC Davis	11/26/16	dnp	-	-	-	-	-	-	-	-	-	-	-	-	-	-	-	-		
ORAL ROBERTS	12/1/16	16	1-2	.500	1-2	.500	1-2	.500	0	2	2	0.9	2	0	1	0	1	4	4.0	
SOUTHERN UTAH	12/3/16	9	1-5	.200	0-2	.000	3-4	.750	0	0	0	0.8	0	1	0	0	0	5	4.1	
at Robert Morris	12/10/16	4	0-1	.000	0-0	.000	0-0	.000	0	0	0	0.7	0	0	1	0	0	3.7		
NORTHEASTERN	12/20/16	dnp	-	-	-	-	-	-	-	-	-	-	-	-	-	-	-	-		
at Michigan State	12/21/16	2	0-0	.000	0-0	.000	0-0	.000	0	0	0	0.6	0	0	1	0	0	3.3		
GEORGIA	12/23/16	dnp	-	-	-	-	-	-	-	-	-	-	-	-	-	-	-	-		
WRIGHT STATE	12/29/16	dnp	-	-	-	-	-	-	-	-	-	-	-	-	-	-	-	-		
NORTHERN KENTUCKY	12/31/16	dnp	-	-	-	-	-	-	-	-	-	-	-	-	-	-	-	-		
at Valparaiso	01/06/17	dnp	-	-	-	-	-	-	-	-	-	-	-	-	-	-	-	-		
at UIC	01/08/17	dnp	-	-	-	-	-	-	-	-	-	-	-	-	-	-	-	-		
DETROIT MERCY	1/13/17	3	0-0	.000	0-0	.000	0-0	.000	0	0	0	0.5	0	1	1	0	0	3.0		
CLEVELAND STATE	1/16/17	7	0-1	.000	0-1	.000	2-2	1.000	1	1	2	0.7	4	1	0	0	1	2	2.9	
at Northern Kentucky	1/20/17	9	0-2	.000	0-1	.000	0-0	.000	0	0	0	0.6	1	0	0	0	0	0	2.7	
at Wright State	1/22/17	12	2-4	.500	2-3	.667	2-2	1.000	0	0	0	0.6	1	0	1	0	0	8	3.1	
GREEN BAY	1/27/17	5	0-1	.000	0-1	.000	0-2	.000	0	0	0	0.5	0	0	1	0	0	0	2.9	
MILWAUKEE	1/29/17	3	0-0	.000	0-0	.000	0-0	.000	0	0	0	0.5	0	0	0	0	0	0	2.7	
at Youngstown State	02/02/17	8	0-3	.000	0-2	.000	0-0	.000	0	0	0	0.5	0	1	0	0	0	0	2.5	
at Cleveland State	2/4/17	3	0-0	.000	0-0	.000	0-0	.000	0	0	0	0.4	0	0	0	0	0	0	2.4	
at Detroit Mercy	02/10/17	dnp	-	-	-	-	-	-	-	-	-	-	-	-	-	-	-	-		
VALPARAISO	2/17/17	4	1-1	1.000	1-1	1.000	0-0	.000	0	1	1	0.5	0	1	0	0	0	3	2.4	
UIC	02/19/17	4	1-2	.500	1-2	.500	0-0	.000	0	0	0	0.5	0	0	0	0	0	3	2.5	
YOUNGSTOWN STATE	2/21/17	7	1-4	.250	1-2	.500	0-0	.000	0	1	1	0.5	0	0	0	0	2	3	2.5	
at Green Bay	2/24/17	4	0-1	.000	0-1	.000	0-0	.000	0	1	1	0.5	0	0	0	0	0	0	2.4	
at Milwaukee	02/26/17	7	1-2	.500	1-2	.500	0-0	.000	0	0	0	0.5	2	0	0	0	0	3	2.4	
vs Youngstown State	03/04/17	dnp	-	-	-	-	-	-	-	-	-	-	-	-	-	-	-	-		
at Clemson	3/14/17	4	0-0	.000	0-0	.000	0-0	.000	0	0	0	0.5	0	0	0	0	0	0	2.3	
at Richmond	3/19/17	22	2-2	1.000	2-2	1.000	7-7	1.000	0	0	0	0.4	1	1	0	0	0	13	2.7	
Totals		0	170	17-45	.378	13-31	.419	21-27	.778	2	9	11	0.4	14	7	7	1	5	68	2.7

### 2018-19 (R-JUNIOR SEASON - OAKLAND)

Opponent	Date	gs	min	Total		3-Pointers		Free throws		Rebounds					pts	avg			
				fg	fga	pct	3pt	fga	pct	off	def	tot	avg						
TOLEDO	11/9/18	* 39	5-10	.500	4-9	.444	0-0	.000	0	0	0	0	0	2	14	14.0			
WESTERN MICHIGAN	11/13/18	* 40	2-9	.222	2-7	.286	2-2	1.000	0	1	1	0.5	2	4	1	0	8	11.0	
at UNLV	11/16/18	* 36	4-8	.500	1-2	.500	3-3	1.000	1	2	3	1.3	1	3	1	0	0	12	11.3
DEFIANCE	11/19/18	* 34	6-13	.462	4-10	.400	0-2	.000	2	6	8	3.0	2	9	0	1	16	12.5	
JAMES MADISON	11/23/18	* 35	3-11	.273	1-5	.200	2-2	1.000	0	0	0	2.4	0	4	0	0	0	9	11.8
ORAL ROBERTS	11/24/18	* 37	7-12	.583	2-6	.333	15-15	1.000	0	2	2	2.3	1	3	1	3	31	15.0	
NORTHERN ILLINOIS	11/25/18	* 36	6-13	.462	3-5	.600	4-4	1.000	0	1	1	2.1	2	0	4	0	1	19	15.6
at Xavier	12/01/18	* 37	3-11	.273	2-7	.286	0-0	.000	0	0	0	1.9	1	4	3	0	0	8	14.6
at Fairfield	12/06/18	* 40	4-10	.400	4-8	.500	5-5	1.000	1	1	2	1.9	1	5	2	0	1	17	14.9
at Northeastern	12/08/18	* 37	7-14	.500	5-9	.556	2-5	.400	1	1	2	1.9	4	3	1	0	3	21	15.5
at HARTFORD	12/16/18	* 39	8-15	.533	7-12	.583	3-4	.750	0	2	2	1.9	2	6	2	0	0	26	16.5
at Georgia	12/18/18	* 38	5-12	.417	4-9	.444	0-0	.000	0	1	1	1.8	2	2	4	0	2	14	16.3
at Michigan St.	12/21/18	* 31	4-9	.444	4-6	.667	1-2	.500	1	4	5	2.1	2	1	3	0	0	13	16.0
at Cleveland State	12/28/18	* 39	8-15	.533	4-10	.400	7-8	.875	2	5	7	2.4	1	2	2	0	1	27	16.8
at Youngstown State	12/30/18	* 36	4-11	.364	3-7	.429	2-2	1.000	0	0	0	2.3	2	3	3	0	0	13	16.5
NORTHERN KENTUCKY	01/03/19	* 38	5-14	.357	1-9	.111	4-4	.000	3	3	2.3	2.6	3	0	1	15	16.4		
WRIGHT STATE	01/05/19	* 36	8-14	.571	6-10	.600	4-4	1.000	0	3	3	2.4	3	2	2	0	1	26	17.0
MILWAUKEE	01/10/19	* 40	7-18	.389	5-14	.357	0-0	.000	3	3	2.4	2.3	2	2	2	0	19	17.1	
GREEN BAY	01/12/19	* 38	4-11	.364	3-8	.375	9-10	.900	1	2	3	2.4	3	6	2	2	0	20	17.3
at Detroit Mercy	01/19/19	* 40	7-15	.467	6-13	.462	4-5	.800	0	2	2	2.4	0	2	2	0	2	24	17.6
at IUPUI	01/24/19	* 38	7-20	.350	4-13	.308	0-0	.000	4	4	2.5	4	1	0	0	0	18	17.6	
at UIIC	01/26/19	* 34	4-7	.571	3-6	.500	2-2	1.000	0	5	2.6	3	5	1	1	1	13	17.4	
YOUNGSTOWN STATE	01/31/19	* 37	6-21	.286	2-5	.133	5-5	1.000	3	2	5	2.7	2	3	0	0	1	19	17.5
CLEVELAND STATE	02/02/19	* 34	5-12	.417	2-5	.400	8-8	1.000	1	3	4	2.8	1	4	1	1	0	20	17.6
at Wright State	2/7/19	* 38	7-11	.636	5-7	.714	0-0	.000	0	3	3	2.8	0	4	3	0	1	19	17.6
at Northern Ky.	02/09/19	* 37	6-13	.462	2-6	.333	2-2	1.000	0	1	1	2.7	4	0	1	0	3	16	17.6
at Green Bay	2/14/19	* 34	3-12	.250	2-7	.286	0-0	.000	0	2	2	2.7	4	3	1	0	1	8	17.2
at Milwaukee	02/16/19	* 37	3-10	.300	2-8	.250	1-2	.500	0	3	3	2.7	3	2	0	0	1	9	17.9
DETROIT MERCY	02/23/19	* 37	3-9	.333	2-8	.250	6-6	1.000	1	1	2	2.7	4	3	0	0	0	14	16.8
UIIC	02/28/19	* 35	4-8	.500	1-4	.250	7-9	.778	0	6	6	2.8	3	6	7	1	3	16	16.8
IUPUI	03/02/19	* 36	4-10	.400	2-7	.286	2-2	1.000	0	3	3	2.8	0	4	1	0	2	12	16.6
YOUNGSTOWN STATE	03/06/19	* 40	6-13	.462	4-7	.571	7-11	.636	0	5	5	2.8	3	2	2	0	1	23	16.8
vs Northern Kentucky	03/11/19	* 40	8-16	.500	7-14	.500	4-6	.667	0	5	5	2.9	2	3	4	0	3	27	17.2
Totals		33	1223	173-407	425	109-273	399	111-310	854	14	82	96	29	69	114	6	37	566	17.2





# #23 ZACH HARVEY

GUARD • 6-5 • 195 • FRESHMAN • HS • TOPEKA, KAN. (HAYDEN HS/PROLIFIC PREP ACADEMY)

**2019-20 Season (Freshman):** Handed out a team-high four assists vs. Valparaiso (11/25) ... recorded his first collegiate basket against Drake (11/11).

**Prior to Cincinnati:** Originally reclassified to the 2020 class in September 2018 before reverting to the 2019 class ... as a 2020 prospect, tabbed a four-star prospect by 247Sports.com (No. 48) and Rivals.com (No. 50) ... was listed as the ninth-best shooting guard in the nation for the 2020 class by 247Sports.com ... attended Prolific Prep Academy in Napa, Calif., during the 2018-19 season, averaging 16.5 points, 4.9 assists and 4.8 rebounds through 11 games before an ankle injury sidelined him for the remainder of the year ... his squad posted a 29-7 record, advancing to the semifinals of the Grind Session National Championship ... played on the Under Armour Circuit for KC Run GMC during the 2018 summer, averaging 16.3 points and 3.6 rebounds while shooting 45.7 percent from the floor and 36.7 percent from three-point range ... earned class 4A-II all-state honors from both the Topeka Capital-Journal and Wichita Eagle as a junior after helping lead Hayden High School in Topeka to the state championship in 2017-18 ... averaged 23.1 points and scored a game-high 34 points with six three-pointers in the state championship game ... participated in the 2016 USA Basketball Junior National Team October minicamp and 2017 USA Basketball Men's U16 National Team training camp.

**Personal:** Born Feb. 23, 2001 in Kansas City, Kan. ... son of DeCorey Harvey ... has one brother, Noah Jacobson ... uncle, Jeff Dieterich, was a member of track and field team (threw the javelin) at Kansas ... right-handed.

## SEASON & CAREER STATISTICS

2019-20 Season		Career
4 vs. Alabama A&M, 11/14/19	Pts	4 vs. Alabama A&M, 11/14/19
4 vs. Drake, 11/11/19	FG Atts	4 vs. Drake, 11/11/19
1, 4x (last at UCF, 1/11/20)	FG Made	1, 4x (last at UCF, 1/11/20)
1, 3x (last vs. UConn, 1/1/20)	3PT-FG Atts	1, 3x (last vs. UConn, 1/1/20)
0	3PT-FG Made	0
4, 2x (last vs. Valparaiso, 11/25/19)	FT Atts	4, 2x (last vs. Valparaiso, 11/25/19)
3 vs. Valparaiso, 11/25/19	FT Made	3 vs. Valparaiso, 11/25/19
2, 2x (last vs. UConn, 1/1/20)	Rebs	2, 2x (last vs. UConn, 1/1/20)
4 vs. Valparaiso, 11/25/19	Assts	4 vs. Valparaiso, 11/25/19
1, 2x (last vs. UConn, 1/1/20)	Stls	1, 2x (last vs. UConn, 1/1/20)
2 vs. Vermont, 12/3/19	Blks	2 vs. Vermont, 12/3/19
27 vs. Valparaiso, 11/25/19	Mins	27 vs. Valparaiso, 11/25/19

## MISCELLANEOUS STATISTICS

CATEGORY	2019-20	CAREER
Double-Figure Scoring Games	0	0
Double-Figure Rebounding Games	0	0
Double-Double Games	0	0
20-Point Scoring Games	0	0
Games Led Team in Scoring	0	0
Games Led Team in Rebounding	0	0
Games Led Team in Assists	1	1
Games With 3+ Assists	1	1
Games With 3+ Blocks	0	0
Games With 3+ Steals	0	0
Games With 3+ 3-Pointers	0	0

## GAME-BY-GAME STATISTICS

### 2019-20 (FRESHMAN SEASON)

Opponent	Date	gs	min	Total		3-Pointers		Free throws		Rebounds			pf	a	t/o	blk	stl	pts	avg	
				fg	pct	3fg	pct	ft	pct	off	def	tot	avg							
at Ohio St.	11/06/19	2	0-1	.000	0-0	.000	1-2	.500	1	0	0	1.0	0	0	0	0	0	1	1.0	
DRAKE	11/11/19	14	1-4	.250	0-0	.000	0-0	.000	0	0	0	0.5	1	1	0	0	0	1	1.5	
ALABAMA A&M	11/14/19	12	1-1	1.000	0-0	.000	2-4	.500	0	2	2	1.0	1	2	0	0	0	4	2.3	
vs Illinois State	11/22/19	3	0-0	.000	0-0	.000	0-0	.000	0	0	0	0.8	1	0	0	0	0	0	1.8	
vs Bowling Green	11/24/19	10	1-2	.500	0-0	.000	1-2	.500	0	0	0	0.6	0	0	0	1	0	0	3.0	
vs Valparaiso	11/25/19	27	0-0	.000	0-0	.000	3-4	.750	0	1	1	0.7	3	4	2	0	0	3	2.2	
UNLV	11/30/19	8	0-2	.000	0-0	.000	0-0	.000	0	0	0	0.6	1	1	1	0	0	0	1.9	
VERMONT	12/03/19	3	0-0	.000	0-0	.000	0-0	.000	0	1	1	0.6	1	0	1	2	0	0	1.6	
COLGATE	12/14/19	3	0-2	.000	0-1	.000	0-0	.000	0	0	0	0.6	0	0	1	1	0	0	1.4	
vs Iowa	12/21/19	2	0-0	.000	0-0	.000	0-0	.000	0	0	0	0.5	2	0	0	0	0	0	1.3	
UConn	01/01/20	3	0-2	.000	0-1	.000	0-0	.000	1	1	2	0.6	1	0	0	0	1	0	1.2	
TULSA	01/08/20	3	0-0	.000	0-0	.000	0-1	.000	0	1	1	0.7	1	0	0	0	0	0	1.1	
at UCF	01/11/20	5	1-1	1.000	0-0	.000	0-0	.000	0	0	0	0.6	0	0	0	0	0	2	1.2	
Totals		0	95	4-15	.267	0-3	.000	7-14	.500	2	6	8	0.6	12	8	6	3	2	15	1.2

## CAREER STATISTICS

			Total		3-Point		F-Throws		Rebounds											Scoring	
Season	gp-gs	min/avg	fg-fga	pct	fg-fga	pct	ft-fta	pct	off	def	tot	avg	pf	fo	ast	to	blk	stl	pts	avg	
2019-20	13-0	95/7.3	4-15	.267	0-3	.000	7-14	.500	2	6	8	0.6	12	0	8	6	3	2	15	1.2	
TOTAL	13-0	95/7.3	4-15	.267	0-3	.000	7-14	.500	2	6	8	0.6	12	0	8	6	3	2	15	1.2	



# #24 PRINCE TOYAMBI

FORWARD • 6-7 • 225 • R-FRESHMAN • HS • KINSHASA, CONGO (FRESNO HS [CALIF.]

**2019-20 Season (Redshirt):** Underwent a successful procedure on Monday, Oct. 14, to correct a cardiac issue discovered during the preseason ... A timetable for his return is not yet determined.

**2018-19 Season (Redshirt):** Did not see action ... named to the Bearcats Academic Honor Roll and Dean's List during the 2019 spring semester ... tabbed to The American's All-Academic Team.

**Prior to Cincinnati:** Averaged 17.4 points, 9.7 rebounds and 1.3 steals while shooting 58.7 percent (88 of 150) from the floor during 12 games for team "The Truth" at the NIKE EBYL and Peach Jam Invitational during the summer 2018 ... attended Fresno High School in Fresno, Calif. ... reclassified from the 2019 class to the 2018 class and signed with the Bearcats in early September.

**Personal:** Born Dec. 2, 2000 in Kinshasa, Congo ... has one sister: Magali Toyambi ... right-handed ... last name pronounced "toy-YAHM-bee."

## SEASON & CAREER STATISTICS

2019-20		CAREER
0	Pts	0
0	FG Atts	0
0	FG Made	0
0	3PT-FG Atts	0
0	3PT-FG Made	0
0	FT Atts	0
0	FT Made	0
0	Rebs	0
0	Assts	0
0	Stls	0
0	Blks	0
0	Mins	0

## MISCELLANEOUS STATISTICS

CATEGORY	2019-20	CAREER
Double-Figure Scoring Games	0	0
Double-Figure Rebounding Games	0	0
Double-Double Games	0	0
20-Point Scoring Games	0	0
Games Led UC in Scoring	0	0
Games Led UC in Rebounding	0	0
Games Led UC in Assists	0	0
Games With 3+ Assists	0	0
Games With 3+ Blocks	0	0
Games With 3+ Steals	0	0
Games With 3+ 3-Pointers	0	0

## GAME-BY-GAME STATISTICS

2019-20 (R-FRESHMAN SEASON)

## CAREER STATISTICS



# #31 SAM MARTIN

GUARD • 5-10 • 170 • JUNIOR • 2L • CINCINNATI, OHIO (SUMMIT COUNTRY DAY)

**2018-19 Season (Sophomore):** Played in six games as a walk-on reserve, averaging 0.8 points and 0.5 assists in 2.2 minutes ... scored a career-high five points with an assist in five minutes against UAPB (11/27) ... named to the Bearcats Academic Honor Roll and Dean's List during the 2018 fall semester and the Bearcats Academic Honor Roll during the 2019 spring semester ... tabbed to The American's All-Academic Team.

**2017-18 Season (Freshman):** Played in 10 games as a walk-on reserve, averaging 0.2 points, 0.2 assists and 0.1 rebounds in 1.9 minutes ... collected his first collegiate points with a pair of free throws in two minutes against Richmond (11/21) ... handed out two assists in two minutes of play against Memphis (12/31) ... took two shots without a basket and grabbed a rebound in four minutes against Temple (1/24) ... named to the Bearcats Academic Honor Roll and Dean's List during the 2017 fall semester.

**Prior to Cincinnati:** Averaged 15.4 points, 3.0 rebounds, 2.8 assists and 2.4 steals as a senior at Summit Country Day ... helped guide the Silver Knights to a 26-1 record and regional championship appearance in 2016-17 ... named an Associated Press Division III second team all-state selection as a senior ... chosen Miami Valley Conference Player of the Year and earned league first team accolades as a junior and senior ... helped lead Summit Country Day to a pair of soccer state titles as a junior and senior, combining for a 42-4-1 record ... tallied 38 goals, 24 assists and 100 points as a senior ... named all-midwest region, all-state first team and all-southwest Ohio first team selection as a senior ... set records during 2016 for most goals in a state championship game, most goals in a state semifinal game and most goals and most points in the city ... played basketball for his father, Scott, at St. Xavier High School as a freshman and sophomore.

**Personal:** Born Nov. 16, 1998 in Cincinnati, Ohio ... son of Carrie and Scott Martin ... has two sisters, Rachel and Lily ... his father, Scott, played basketball at Rollins College (1988-91) ... right-handed.

## SEASON & CAREER STATISTICS

### 2019-20 SEASON

		CAREER
0	Pts	5 vs. Arkansas-Pine Bluff, 11/27/18
0	FG Atts	2, 2x (last vs. Ark.-Pine Bluff, 11/27/18)
0	FG Made	2 vs. Arkansas-Pine Bluff, 11/27/18
0	3PT-FG Atts	1, 2x (last vs. UCF, 2/6/18)
0	3PT-FG Made	0
0	FT Atts	2 vs. Richmond, 11/21/17
0	FT Made	2 vs. Richmond, 11/21/17
0	Rebs	1 vs. Temple, 1/24/18
0	Assts	2 vs. Memphis, 12/31/17
0	Stls	0
0	Blks	0
0	Mins	5 vs. Arkansas-Pine Bluff, 11/27/18

## MISCELLANEOUS STATISTICS

CATEGORY	2017-18	2018-19	2019-20	CAREER
Double-Figure Scoring Games	0	0	0	0
Double-Figure Rebounding Games	0	0	0	0
Double-Double Games	0	0	0	0
20-Point Scoring Games	0	0	0	0
Games Led UC in Scoring	0	0	0	0
Games Led UC in Rebounding	0	0	0	0
Games Led UC in Assists	0	0	0	0
Games With 3+ Assists	0	0	0	0
Games With 3+ Blocks	0	0	0	0
Games With 3+ Steals	0	0	0	0
Games With 3+ 3-Pointers	0	0	0	0

## GAME-BY-GAME STATISTICS

### 2019-20 (JUNIOR SEASON)

Opponent	Date	gs	min	Total	3-Pointers	Free throws	Rebounds												
				fg-fga	pct	3fg-fga	pct	ft-fa	pct	off	def	tot	avg	pf	a	t/o	blk	stl	pts
DRAKE	11/11/19	1	0-0	.000	0-0	.000	0-0	.000	0	0	0	0.0	0	0	0	0	0	0	0.0
ALABAMA A&M	11/14/19	1	0-0	.000	0-0	.000	0-0	.000	0	0	0	0.0	0	0	0	0	0	0	0.0
Totals		0	2	0-0	.000	0-0	.000	0-0	.000	0	0	0	0.0	0	0	0	0	0	0.0

### 2018-19 (SOPHOMORE SEASON)


Opponent	Date	gs	min	Total		3-Pointers		Free throws		Rebounds					pf	a	t/o	blk	stl	pts	avg
				fg-fga	pct	3fg-fga	pct	ft-fa	pct	off	def	tot	avg								
ARK.-PINE BLUFF	11/27/18	5	2-2	1.000	0-0	.000	1-1	1.000	0	0	0	0.0	0	1	0	0	0	0	5	5.0	
NORTHERN KY.	12/04/18	1	0-0	.000	0-0	.000	0-0	.000	0	0	0	0.0	0	0	0	0	0	0	2.5	0.5	
XAVIER	12/08/18	1	0-0	.000	0-0	.000	0-0	.000	0	0	0	0.0	0	0	0	0	0	0	1.7	0.5	
UCLA	12/19/18	3	0-0	.000	0-0	.000	0-0	.000	0	0	0	0.0	2	1	0	0	0	0	1.3	0.7	
TULANE	01/02/19	2	0-0	.000	0-0	.000	0-0	.000	0	0	0	0.0	0	1	0	0	0	0	1.0	0.5	
TULSA	01/24/19	1	0-0	.000	0-0	.000	0-0	.000	0	0	0	0.0	0	0	0	0	0	0	0.8	0.3	
Totals		0	13	2-2	1.000	0-0	.000	1-1	1.000	0	0	0	0.0	2	3	0	0	0	5	0.8	

### 2017-18 (FRESHMAN SEASON)

Opponent	Date	gs	min	Total		3-Pointers		Free throws		Rebounds									
				fg-fga	pct	3fg-fga	pct	ft-fa	pct	off	def	tot	avg	pf	a	t/o	blk	stl	pts
SAVANNAH STATE	11/10/17	1		0-0	.000	0-0	.000	0-0	.000	0	0	0	0.0	0	0	0	0	0	0.0
WESTERN CAROLINA	11/13/17	1		0-1	.000	0-0	.000	0-0	.000	0	0	0	0.0	0	0	0	0	0	0.0
COPPIN STATE	11/16/17	1		0-0	.000	0-0	.000	0-0	.000	0	0	0	0.0	0	0	0	0	0	0.0
vs Richmond	11/21/17	2		0-0	.000	0-0	.000	2-2	1.000	0	0	0	0.0	2	0	0	0	0	2.5
vs Wyoming	11/22/17	1		0-0	.000	0-0	.000	0-0	.000	0	0	0	0.0	1	0	1	0	0	0.4
ALABAMA STATE	11/27/17	1		0-0	.000	0-0	.000	0-0	.000	0	0	0	0.0	0	0	0	0	0	0.3
UA-PINE BLUFF	12/19/17	2		0-1	.000	0-1	.000	0-0	.000	0	0	0	0.0	0	0	0	1	0	0.3
MEMPHIS	12/31/17	2		0-0	.000	0-0	.000	0-0	.000	0	0	0	0.0	1	2	0	0	0	0.3
TEMPLE	01/24/18	4		0-2	.000	0-0	.000	0-0	.000	0	1	1	0.1	1	0	0	0	0	0.2
UCF	02/06/18	4		0-1	.000	0-1	.000	0-0	.000	0	0	0	0.1	0	0	0	0	0	0.2
Totals		0	19	0-5	.000	0-2	.000	2-2	1.000	0	1	1	0.1	5	2	2	0	2	0.2

## CAREER STATISTICS

Season	gp-gs	min/avg	Total	3-Point	F-Throws	Rebounds					Scoring								
			fg-fga	pct	fg-fga	pct	ft-fa	pct	off	def	tot	avg	pf	fo	ast	to	blk	stl	pts
2017-18	10-0	19/1.9	0-5	.000	0-2	.000	2-2	1.000	0	1	1	0.1	5	0	2	2	0	0	2
2018-19	6-0	13/2.2	2-2	1.000	0-0	.000	1-1	1.000	0	0	0	0.0	2	0	3	0	0	0	5
2019-20	2-0	2/1.0	0-0	.000	0-0	.000	0-0	.000	0	0	0	0.0	0	0	0	0	0	0	0
TOTAL	18-0	34/1.9	2-7	.286	0-2	.000	3-3	1.000	0	1	1	0.1	7	0	5	2	0	0	7



# #32 JOHN KOZ

GUARD • 6-1 • 200 • SENIOR • 3L • CLEVELAND, OHIO (BAY HS)

**2018-19 Season (Junior):** Played in five games as a walk-on reserve, averaging 0.4 points and 0.4 rebounds in 1.8 minutes ... scored on a layup in two minute of play against Tulane (1/2) ... grabbed a rebound in two minutes against Arkansas-Pine Bluff (11/27) ... named to the Bearcats Academic Honor Roll during the fall 2018 semester.

**2017-18 Season (Sophomore):** Played in eight games as a walk-on reserve, averaging 0.3 points, 0.3 rebounds and 0.1 assists in 1.3 minutes ... scored his first collegiate basketball in two minutes against Temple (1/24) ... grabbed two rebounds in two minutes against UCF (2/6) ... handed out an assist in one minute against Alabama State (11/27) ... named to the Bearcats Academic Honor Roll during the 2017 fall semester.

**2016-17 Season (Freshman):** Played in six games as a walk-on reserve, averaging 0.0 points, 0.3 rebounds and 0.3 assists in 1.7 minutes ... grabbed one rebound and handed out one assist against both Bowling Green (12/4) and USF (1/29) ... attempted one shot against Texas Southern (12/13) and USF (1/29) ... played a season-high three minutes against USF (1/29) ... named to Bearcats Academic Honor Roll during 2016 fall and 2017 spring semesters.

**Prior to Cincinnati:** Averaged 21.6 points, 4.8 rebounds and 2.4 assists as a senior at Bay High School, helping lead the Rockets to a 25-4 record and the school's first appearance in the Division II state semifinals ... set the school record for career points (1,279) and points in a season (604 as a senior) ... named the Great Lakes Conference Most Valuable Player in 2015-16 ... named all-state twice and all-conference three times ... helped lead Bay High School to two conference championships ... three-year starting quarterback on football team, missed most of senior campaign due to injury but still helped the Rockets to a 10-win season ... guided the team to the school's first playoff wins as a junior ... coached in basketball by Jared Shetzer and football by Ron Rutt.

**Personal:** Born December 19, 1997 in Cleveland, Ohio ... son of Courtney and John Koz ... has three sisters: Chloe, Claudia and Kayla ... his cousin, Matt Koz, wrestled at Chattanooga ... his dad played football at Baldwin Wallace ... right-handed ... pronunciation of last name rhymes with nose.

## SEASON & CAREER STATISTICS

2019-20 SEASON		CAREER
0	Pts	2, 2x (last vs. Tulane, 1/2/19)
0	FG Atts	2 vs. Tulane, 1/2/19
0	FG Made	1, 2x (last vs. Tulane, 1/2/19)
0	3PT-FG Atts	1, 2x (last vs. USF, 1/29/17)
0	3PT-FG Made	0
0	FT Atts	0
0	FT Made	0
0	Rebs	2 vs. UCF, 2/6/18
0	Assts	1, 3x (last vs. Alabama State, 11/27/17)
0	Stls	0
0	Blks	0
0	Mins	3 vs. USF, 1/29/17

## MISCELLANEOUS STATISTICS

CATEGORY	2016-17	2017-18	2018-19	2019-20	CAREER
Double-Figure Scoring Games	0	0	0	0	0
Double-Figure Rebounding Games	0	0	0	0	0
Double-Double Games	0	0	0	0	0
20-Point Scoring Games	0	0	0	0	0
Games Led UC in Scoring	0	0	0	0	0
Games Led UC in Rebounding	0	0	0	0	0
Games Led UC in Assists	0	0	0	0	0
Games With 3+ Assists	0	0	0	0	0
Games With 3+ Blocks	0	0	0	0	0
Games With 3+ Steals	0	0	0	0	0
Games With 3+ 3-Pointers	0	0	0	0	0

## GAME-BY-GAME STATISTICS

### 2019-20 (SENIOR SEASON)

Opponent	Date	gs	min	Total fg-fga pct	3-Pointers 3fg-fga pct	Free throws ft-fa pct	Rebounds off def tot avg	pf	a	t/o	blk	stl	pts	avg
DRAKE	11/11/19	1	0-0	.000	0-0	.000	0-0	.000	0	0	0	0	0	0.0
ALABAMA A&M	11/14/19	1	0-0	.000	0-0	.000	0-0	.000	0	0	0	0	0	0.0
Totals		0	2	0-0	.000	0-0	.000	0	0	0	0	0	0	0.0

### 2018-19 (JUNIOR SEASON)

Opponent	Date	gs	min	Total		3-Pointers		Free throws		Rebounds				pts	avg			
				fg-fga	pct	3fg-fga	pct	ft-fa	pct	off	def	tot	avg					
vs George Mason	11/23/18	2	0-0	.000	0-0	.000	0-0	.000	0	0	0	0	0	0	0.0			
ARK-PINE BLUFF	11/27/18	2	0-0	.000	0-0	.000	0-0	.000	0	1	0.5	0	1	0	0.0			
UCLA	12/19/18	2	0-0	.000	0-0	.000	0-0	.000	0	1	0.3	0	0	0	0.0			
TULANE	01/02/19	2	1-2	.500	0-0	.000	0-0	.000	0	0	0.3	0	0	0	2.5			
TULSA	01/24/19	1	0-0	.000	0-0	.000	0-0	.000	0	1	0.4	0	0	0	0.4			
Totals		0	9	1-2	.500	0-0	.000	0-0	.000	0	2	2	0.4	0	1	0	2	0.4

### 2017-18 (SOPHOMORE SEASON)

Opponent	Date	gs	min	Total		3-Pointers		Free throws		Rebounds		pf	a	t/o	blk	stl	pts	avg
				fg-fga	pct	3fg-fga	pct	ft-fa	pct	off	def							
SAVANNAH STATE	11/10/17	1	0-0	.000	0-0	.000	0-0	.000	0	0	0.0	0	0	0	0	0	0	0.0
WESTERN CAROLINA	11/13/17	1	0-0	.000	0-0	.000	0-0	.000	0	0	0.0	0	0	0	0	0	0	0.0
COPPIN STATE	11/16/17	1	0-0	.000	0-0	.000	0-0	.000	0	0	0.0	0	0	0	0	0	0	0.0
ALABAMA STATE	11/27/17	1	0-0	.000	0-0	.000	0-0	.000	0	0	0.0	0	0	0	1	0	0	0.0
UA-PINE BLUFF	12/19/17	1	0-0	.000	0-0	.000	0-0	.000	0	0	0.0	0	0	0	0	0	0	0.0
MEMPHIS	12/31/17	1	0-0	.000	0-0	.000	0-0	.000	0	0	0.0	0	0	0	0	0	0	0.0
TEMPLE	01/24/18	2	1-1	1.000	0-0	.000	0-0	.000	0	0	0.0	0	0	0	0	0	0	2.3
UCF	02/06/18	2	0-0	.000	0-0	.000	0-0	.000	1	1	2	0.3	0	0	1	0	0	0.3
		0	10	1-1	1.000	0-0	.000	0-0	.000	1	1	2	0.3	0	1	1	0	2.3

### 2016-17 (FRESHMAN SEASON)

Opponent	Date	gs	min	Total		3-Pointers		Free throws		Rebounds										
				fg	pct	ft	pct	ft	pct	off	def	tot	avg	pf	a	t/o	blk	stl	pts	avg
ALBANY	11/14/16	1		0-0	.000	0-0	.000	0-0	.000	0	0	0	0.0	0	0	0	0	0	0	0.0
BOWLING GREEN	12/04/16	1		0-0	.000	0-0	.000	0-0	.000	0	1	1	0.5	0	1	0	0	0	0	0.0
TEXAS SOUTHERN	12/13/16	1		0-1	.000	0-1	.000	0-0	.000	0	0	0	0.3	0	0	0	0	0	0	0.0
FAIRLEIGH DICKINSON	12/17/16	2		0-0	.000	0-0	.000	0-0	.000	0	0	0	0.3	0	0	0	0	0	0	0.0
TULANE	01/01/17	2		0-0	.000	0-0	.000	0-0	.000	0	0	0	0.2	0	0	0	0	0	0	0.0
USF	01/29/17	3		0-1	.000	0-1	.000	0-0	.000	0	1	1	0.3	0	1	0	0	0	0	0.0
Totals		0	10	0-2	.000	0-2	.000	0-0	.000	0	2	2	0.3	0	2	0	0	0	0	0.0

## CAREER STATISTICS

			Total		3-Point		F-Throws		Rebounds											Scoring	
Season	gp-gs	min/avg	fg-fga	pct	fg-fga	pct	ft-fa	pct	off	def	tot	avg	pf	fo	ast	to	blk	stl	pts	avg	
2016-17	6-0	10/1.7	0-2	.000	0-2	.000	0-0	.000	0	2	2	0.3	0	0	2	0	0	0	0	0.0	
2017-18	8-0	10/1.3	1-1	1.000	0-0	.000	0-0	.000	1	1	2	0.3	0	0	1	1	0	0	2	0.3	
2018-19	5-0	9/1.8	1-2	.500	0-0	.000	0-0	.000	0	2	2	0.4	0	0	0	1	0	0	2	0.4	
2019-20	2-0	2/1.0	0-0	.000	0-0	.000	0-0	.000	0	0	0	0.0	0	0	0	0	0	0	0	0.0	
TOTAL	21-0	31/1.5	2-5	.400	0-2	.000	0-0	.000	1	5	6	0.3	0	0	3	2	0	0	4	0.2	





# #33 CHRIS VOGT

CENTER • 7-1 • 260 • JUNIOR • TR • MAYFIELD, KY. (GRAVES COUNTY HS/NORTHERN KENTUCKY)

## CONFERENCE AWARDS

» AAC Weekly Honor Roll (12/2/19)

## MOMENTS

» Recorded a career-high 21 points against Valparaiso (11/25/19) and Tulane (1/4/20).  
» Posted a double-double with 20 points and 14 rebounds vs. Green Bay (1/24/19).  
» Tallied 16 points on 7-of-10 shooting with seven rebounds against Detroit Mercy (3/6/19).

**2019-20 Season (Junior):** Earned a double-double with 12 points and 11 rebounds against Tulsa (1/8) ... matched a career-high with 21 points on 9-of-11 shooting at Tulane (1/4) ... produced a game-high 19 points on 8-of-10 shooting with five rebounds and two blocks vs. UConn (1/1) ... tallied a team-high 16 points on 7-of-8 shooting with seven rebounds vs. Colgate (12/14) ... played a career-high 38 minutes, scoring 14 points on 6-of-10 shooting in the overtime win vs. UNLV (11/30) ... scored a career-high 21 points on 9-of-11 shooting with seven rebounds against Valparaiso (11/25) ... registered a double-double with 13 points and 13 rebounds against Illinois State (11/22) ... posted a double-double with 18 points and 10 rebounds against Alabama A&M (11/14) ... tallied 12 points on 6-of-8 shooting with a pair of blocks against Drake (11/11) ... Transfer from Northern Kentucky who received a waiver from the NCAA and is eligible for the 2019-20 campaign.

**Prior to Cincinnati:** Saw action in all 35 games, averaging 4.5 points, 3.7 rebounds and 1.2 blocks while shooting 57.7 percent from the floor in 12.8 minutes as a reserve during his sophomore season at Northern Kentucky in 2018-19 ... tallied a career-high 20 points and 14 rebounds against Green Bay (1/24/19) ... posted 16 points on 8-of-12 shooting at Milwaukee (2/28/19) ... tallied 16 points on 7-of-10 shooting with eight rebounds against Detroit Mercy (3/6/19) ... played in 13 games as a reserve, averaging 1.1 points and 0.7 rebounds in 3.2 minutes as a freshman in 2017-18 ... averaged 16.5 points, 9.2 rebounds and 5.1 blocks as a senior at Graves County High School, helping the Eagles to a 27-8 mark, a ninth region championship and appearance at the 2017 KHSAA Sweet Sixteen tournament ... a dominating shot blocker in high school, his 488 career blocks rank second most in state history ... his 190 blocks as a junior rank as the third most in a season in state history ... tied the state high mark for blocks in a game with 17 while registering a triple-double with 16 rebounds and 12 points against Webster County on Jan. 16, 2016 ... also rejected 16 shots against Caldwell County later that same season ... finished with 1,441 career points, fourth most in school history, while helping the Eagles to a 96-35 career record.

**Personal:** Born Feb. 8, 1999 in Mayfield, Ky. ... son of Allyson and Jim Vogt ... has two brothers, Ryan and Eric ... right-handed.

## SEASON & CAREER STATISTICS

2019-20 Season		Career
21, 2x (last at Tulane, 1/4/20)	Pts	21, 2x (last at Tulane, 1/4/20)
11, 2x (last at Tulane, 1/4/20)	FG Atts	13 vs. Green Bay, 1/24/19#
9, 2x (last at Tulane, 1/4/20)	FG Made	9, 3x (last at Tulane, 1/4/20)
0	3PT-FG Atts	0
0	3PT-FG Made	0
8 vs. Bowling Green, 11/24/19	FT Atts	9 vs. Manhattan, 11/17/18#
5 vs. Illinois State, 11/22/19	FT Made	5 vs. Illinois State, 11/22/19
13 vs. Illinois State, 11/22/19	Rebs	14 vs. Green Bay, 1/24/19#
2, 3x (last vs. Tennessee, 12/18/19)	Assts	3 vs. Green Bay, 1/24/19#
1, 2x (last at Tulane, 1/4/20)	Stls	1, 15x (last at Tulane, 1/4/20))
3, 2x (last vs. Vermont, 12/3/19)	Blks	4, 2x (last at Green Bay, 3/2/19)#
38 vs. UNLV, 11/30/19	Mins	38 vs. UNLV, 11/30/19
#- Statistics from playing career at Northern Kentucky		

## MISCELLANEOUS STATISTICS

CATEGORY	2017-18	2018-19	2019-20	CAREER
Double-Figure Scoring Games	0	3	15	18
Double-Figure Rebounding Games	0	2	3	5
Double-Double Games	0	1	3	4
20-Point Scoring Games	0	1	2	3
Games Led Team in Scoring	0	1	5	6
Games Led Team in Rebounding	0	5	5	10
Games Led UC in Assists	0	0	0	0
Games With 3+ Assists	0	1	0	1
Games With 3+ Blocks	0	7	2	9
Games With 3+ Steals	0	0	0	0
Games With 3+ 3-Pointers	0	0	0	0

## CAREER STATISTICS

			Total		3-Point		F-Throws		Rebounds											Scoring	
Season	gp-gs	min/avg	fg-fga	pct	fg-fga	pct	ft-fa	pct	off	def	tot	avg	pf	fo	ast	to	blk	stl	pts	avg	
2017-18*	13-0	42/3.2	6-10	.600	0-0	.000	2-6	.333	0	9	9	0.7	8	0	3	2	4	2	14	1.1	
2018-19*	35-2	448/12.8	64-111	.577	0-0	.000	30-78	.385	47	82	129	3.7	87	2	20	36	42	10	158	4.5	
2019-20	17-17	479/28.2	95-138	.688	0-0	.000	35-56	.625	48	64	112	6.6	49	1	13	30	24	3	225	13.2	
TOTAL	17-17	479/28.2	95-138	.688	0-0	.000	35-56	.625	48	64	112	6.6	49	1	13	30	24	3	225	13.2	
All*	65-19	969/14.9	165-259	.637	0-0	.000	67-140	.479	95	155	250	3.8	144	3	36	68	70	15	397	6.1	

\* Statistics from prior team/school



## GAME-BY-GAME STATISTICS



# #34 JARRON CUMBERLAND

GUARD • 6-5 • 210 • SENIOR • 3L • WILMINGTON, OHIO (WILMINGTON HS)

## CONFERENCE AWARDS

- » Tournament MVP (2019)
- » Player of the Year (2018-19)
- » First Team (2018-19) Unanimous pick
- » Player of the Week (5x: 12/24/18; 11/26/18; 1/30/17; 1/21/19; 1/28/19)
- » Weekly Honor Roll (4x: 2/18/19, 2/11/19, 2/4/19 & 1/14/19)
- » All-Rookie Team (2016-17)
- » Co-Sixth Man of the Year (2016-17)
- » Rookie of the Week (3x: 3/6/16; 1/2/17 & 12/19/16)

## OTHER HONORS

- » Tabbed an AP honorable mention All-American (2018-19)
- » Named one of 10 semifinalists for the 2019 Jerry West Shooting Guard of the Year Award.
- » Named to 2019 Citizen Naismith Midseason Team
- » Named to the 2019 Lute Olson Mid-Season Watch List

## MOMENTS

- » Scored 33 points on 11-of-24 shooting against No. 11 Houston (3/17/19), marking the most points scored in AAC Tournament championship game history.

**2019-20 Season (Senior):** Posted a game-high 22 points with four threes, seven rebounds and eight assists against Tulsa (1/8) ... scored a team-high 20 points with a game-high five assists against UNLV (11/30) ... netted 23 points with 12 of 17 shooting from the foul line vs. Illinois State (11/22).

**2019-20 PRESEASON HONORS:** AAC Preseason Player of the Year (coaches) ... Jerry West Shooting Guard of the Year Award Watch List (20 players) ... Citizen Naismith Men's Player of the Year Watch List (50 players) ... Wendy's Wooden Award Watch List (50 players) ... Lute Olson Player of the Year Watch List (40 players) ... NABC Player of the Year Watch List (20 players) ... First-Team All-America (Lindy's Sports Magazine) ... Second Team All-America (Sporting News) ... Second Team All-America (The Athletic) ... Third-Team All-America (NBCSports.com) ... Ranked No. 10 among nation's Top 100 Players (CBS Sports) ... Ranked No. 13 among nation's Top 25 Players (ESPN).

**2018-19 Season (Junior):** Started all 35 games, averaging 18.8 points, 4.4 rebounds, 3.6 assists and 1.1 steals in 32.5 minutes ... named Associated Press Honorable Mention All-America, American Athletic Conference Player of the Year, the American Championship Tournament Most Outstanding Player and a unanimous first-team all-conference selection ... earned NABC All-District 25 First Team honors ... named one of 10 semifinalists for the 2019 Jerry West Shooting Guard of the Year Award Watch List, selected to the Citizen Naismith Midseason Team and the Lute Olson Midseason Watch List ... named the 2018 Emerald Coast Classic Tournament Most Valuable Player ... recognized by The American nine times for weekly awards (AAC Player of the Week [five weeks] and AAC Weekly Honor Roll [four weeks]) ... set an AAC Tournament championship game record, scoring 33 points on 11-of-24 shooting with eight rebounds against No. 11 Houston (3/17) ... earned AAC Tournament Most Outstanding Player accolades, averaging 23.3 points, 6.0 rebounds and 4.3 assists during the three-game event ... scored 657 points during 2018-19, the 10th most points scored in a season in school history and the most since Sean Kilpatrick (701 points in 2013-14) ... became the 53rd member of Cincinnati's 1,000-point club, finishing the season 20th on the list with 1,363 career points ... ranked among the league leaders in eight categories: points (third at 18.8), three-point field goal percentage (seventh at .388), three-point field goals made (seventh at 2.3), free throw percentage (10th at .773), assists (11th at 3.6), assist-to-turnover ratio (13th at 1.3), minutes played (14th at 32.5) and steals (15th at 1.1) ... scored a career-high 34 points on 9-of-20 shooting, going 14 of 15 from the free throw line with four steals against USF (1/15) ... scored 20 or more points 17 times, most 20-points games in a season since Sean Kilpatrick (19 in 2013-14) ... scored in double figures in 33 of 35 games, leading the Bearcats in scoring 22 times.

**2017-18 Season (Sophomore):** Started all 36 games, averaging 11.5 points, 4.0 rebounds, 2.9 assists, 1.0 steals in 28.9 minutes ... named to The American's Weekly Honor Roll three times (11/20, 1/2, 1/15) ... ranked second on the team, averaging 14.0 points during five postseason games ... registered his first collegiate double-double, scoring a career-high 27 points on 8-of-17 shooting with four three-pointers to go with a career-high 11 rebounds against Georgia State (3/16). It marked the most points scored by a Bearcat in an NCAA Tournament game during the Mick Cronin coaching era (since 2006-07) ... finished the season ranked 24th in the league in scoring (11.5) ... ranked among the league leaders during conference play in assists (12th at 2.9), free throw percentage (15th at .736) and scoring (26th at 11.4) ... tied teammate Jacob Evans III with a team-high 60 three-pointers ... made as many as four three-pointers in six games ... scored 20 points on 6-of-9 shooting with four threes against Western Carolina (11/13) ... made at least one three-pointer in 28 of 36 games, including 15 of 18 conference contests.

## SEASON & CAREER STATISTICS

### 2019-20 Season

23 vs. Illinois State, 11/22/19	Pts	34 vs. USF, 1/15/19
16, 2x (last vs. Iowa, 12/21/19)	FG Atts	25 at Houston, 2/10/19
7 vs. Tulsa, 1/8/20	FG Made	11, 2x (last vs. Houston, 3/17/19)
8, 3x (last vs. Iowa, 12/21/19)	3PT-FG Atts	11 vs. Georgia State, 3/16/18
4 vs. Tulsa, 1/8/20	3PT-FG Made	6, 2x (last vs. Wichita State, 2/17/19)
17, 2x (last vs. UNLV, 11/30/19)	FT Atts	17, 3x (last vs. UNLV, 11/30/19)
12, 2x (last vs. UNLV, 11/30/19)	FT Made	14 vs. USF, 1/15/19
7 vs. Tulsa, 1/8/20	Rebs	11 vs. Georgia State, 3/16/18
8 vs. Tulsa, 1/8/20	Assts	8, 4x (last vs. Tulsa, 1/8/20)
2, 3x (last vs. UConn, 1/1/20)	Stls	5 vs. SMU, 3/12/17
1, 3x (last at Memphis, 1/16/20)	Blks	3 vs. ECU, 1/20/18
37 at Memphis, 1/16/20	Mins	42 vs. UConn, 1/12/19

## MISCELLANEOUS STATISTICS

CATEGORY	2016-17	2017-18	2018-19	2019-20	CAREER
Double-Figure Scoring Games	14	22	33	12	81
Double-Figure Rebounding Games	0	1	0	0	1
Double-Double Games	0	1	0	0	1
20-Point Scoring Games	1	2	17	3	23
Games Led UC in Scoring	6	8	22	6	42
Games Led UC in Rebounding	1	1	6	1	9
Games Led UC in Assists	2	11	20	7	40
Games With 3+ Assists	5	19	24	10	59
Games With 3+ Blocks	0	0	0	0	0
Games With 3+ Steals	4	2	3	0	9
Games With 3+ 3-Pointers	5	8	13	2	28

**2016-17 Season (Freshman):** Played in 35 games as a reserve, averaging 8.3 points, 2.4 rebounds, 1.5 assists and 1.0 steals in 19.1 minutes ... named to The American's All-Rookie Team and selected as The American's Co-Sixth Man of the Year with SMU's Ben Emelogo ... named league's player of the week after a pair of strong performances: scoring a season-high 26 points on 8-of-11 shooting with a season-best six three-pointers against USF (1/29) and tallying 15 points, including 13 in the second half, against No. 24 Xavier (1/26) ... named league's player of the week three times ... shot 52.6 percent (22 of 42) from the field while averaging 11.6 points in five postseason games ... scored in double figures in 14 games ... led the team in scoring in six games.

**Prior to Cincinnati:** Averaged 29.6 points, 7.4 rebounds, 3.6 steals and 3.2 assists while shooting 57.4 percent (303 of 528) from the field as a senior at Wilmington High School ... helped lead the Hurricane to a 27-2 record and the semifinals of the OHSAA Division I playoffs ... finished as the school's all-time leading scorer with 2,383 points ... named a finalist for the Ohio Mr. Basketball Award and a McDonald's All-American nominee ... scored a team-high 15 points and was named most valuable player of the 2016 Ohio-Kentucky All-Star game ... averaged 24.5 points, 7.5 rebounds and 3.3 assists as a junior ... averaged 17.8 points, 5.4 rebounds, 2.0 assists and 1.8 steals during AAU action with King James (Ohio) during the 2015 summer, later earning Third Team All-Peach Jam honors during Nike EYBL action ... earned First Team Associate Press Division I All-Ohio honors as a junior and senior ... ranked at No. 55 on ESPN's Top 100 prospects list ... tabbed as a four-star prospect by Rivals.com, Scout.com and 247 Sports.

**Personal:** Born Sept. 22, 1997 in Wilmington, Ohio ... son of Cheryl and Scott Cumberland ... has two sisters, Ebony and Chastity ... cousin of current Bearcat Jaevin Cumberland ... right-handed ... first name is pronounced "JAIR-in."

## CAREER STATISTICS

			Total		3-Point		F-Throws		Rebounds										Scoring	
Season	gp-gs	min/avg	fg-fga	pct	fg-fga	pct	ft-fga	pct	off	def	tot	avg	pf	fo	ast	to	blk	stl	pts	avg
2016-17	35-0	669/19.1	99-201	.493	38-107	.355	56-87	.644	36	48	84	2.4	63	0	52	35	9	34	292	8.3
2017-18	36-36	1041/28.9	138-337	.409	60-177	.339	78-115	.678	45	98	143	4.0	76	1	103	64	13	37	414	11.5
2018-19	35-35	1136/32.5	207-512	.404	80-206	.388	163-211	.773	40	115	155	4.4	80	1	127	96	14	40	657	18.8
2019-20	15-15	449/29.9	64-160	.400	24-73	.329	53-76	.697	11	43	54	3.6	35	1	57	50	4	14	205	13.7
TOTAL	121-86	3295/27.2	508-1210	.420	202-563	.359	350-489	.716	132	304	436	3.6	254	3	339	245	40	125	1568	13.0



# #34 JARRON CUMBERLAND

GUARD • 6-5 • 210 • SENIOR • 3L • WILMINGTON, OHIO (WILMINGTON HS)

## GAME-BY-GAME STATISTICS

### 2019-20 (SENIOR SEASON)

Opponent	Date	Total					3-Pointers		Free throws		Rebounds										
		gs	min	fg-fg	pct	3fg-fg	pct	ft-fg	pct	off	def	tot	avg	pf	a	t/o	blk	stl	pts	avg	
at Ohio St.	11/06/19	*	33	4-13	.308	0-5	.000	5-9	.556	0	3	3	3.0	2	3	1	0	0	13	13.0	
DRAKE	11/11/19	*	18	4-6	.667	3-4	.750	0-0	.000	0	1	1	2.0	1	1	2	0	1	11	12.0	
vs Illinois State	11/22/19	*	33	5-16	.313	1-8	.125	12-17	.706	1	1	2	2.0	3	1	3	0	2	23	15.7	
vs Bowling Green	11/24/19	*	27	4-9	.444	1-4	.250	2-6	.333	1	3	4	2.5	2	1	4	0	1	11	14.5	
UNLV	11/30/19	*	37	3-12	.250	2-6	.333	12-17	.706	0	6	6	3.2	1	5	3	0	1	20	15.6	
VERMONT	12/03/19	*	18	3-8	.375	2-3	.667	0-0	.000	0	2	2	3.0	2	3	3	1	1	8	14.3	
at Xavier	12/07/19	*	31	4-14	.286	1-8	.125	2-2	1.000	2	3	5	3.3	4	4	4	0	0	11	13.9	
COLGATE	12/14/19	*	30	2-8	.250	1-4	.250	3-3	1.000	1	5	6	3.6	2	4	3	1	1	8	13.1	
TENNESSEE	12/18/19	*	22	4-9	.444	1-5	.200	1-1	1.000	0	2	2	3.4	5	4	6	0	2	10	12.8	
vs Iowa	12/21/19	*	36	6-16	.375	3-8	.375	3-4	.750	0	1	1	3.2	2	3	2	0	1	18	13.3	
UCONN	01/01/20	*	34	5-10	.500	1-2	.500	4-6	.667	1	1	2	3.1	0	5	1	0	2	15	13.5	
at Tulane	01/04/20	*	33	4-8	.500	1-3	.333	1-1	1.000	3	3	6	3.3	3	6	4	0	1	10	13.2	
TULSA	01/08/20	*	27	7-13	.538	4-6	.667	4-4	1.000	1	6	7	3.6	3	8	5	0	1	22	13.8	
at UCF	01/11/20	*	33	3-4	.750	0-1	.000	0-0	.000	0	3	3	3.6	3	7	3	1	0	6	13.3	
at Memphis	01/16/20	*	37	6-14	.429	3-6	.500	4-6	.667	1	3	4	3.6	2	2	6	1	0	19	13.7	
Totals			15	449	64-160	400	24-73	329	53-76	.697	11	43	54	3.6	35	57	50	4	14	205	13.7

### 2017-18 (SOPHOMORE SEASON)

Opponent	Date	gs	min	Total		3-Pointers		Free throws		Rebounds				pf	a	t/o	blk	stl	pts	avg	
				fg-fga	pct	3fg-fga	pct	ft-fa	pct	off	def	tot	avg								
SAVANNAH STATE	11/10/17	*	24	4-11	.364	1-5	.200	1-2	.500	4	3	7	7.0	0	5	0	0	1	10	10.0	
WESTERN CAROLINA	11/13/17	*	23	6-9	.667	4-6	.667	4-4	1.000	0	2	2	4.5	1	2	3	0	0	20	15.0	
COPPIN STATE	11/16/17	*	25	7-14	.500	4-10	.400	1-4	.250	1	8	9	6.0	0	3	0	1	0	19	16.3	
vs Buffalo	11/20/17	*	33	5-11	.455	0-1	.000	4-7	.571	3	3	6	6.0	4	2	7	1	1	14	15.8	
vs Richmond	11/21/17	*	18	2-7	.286	2-5	.400	0-0	.000	2	3	5	5.8	0	0	1	1	2	6	13.8	
vs Wyoming	11/22/17	*	25	2-6	.333	1-2	.500	1-2	.500	0	2	2	5.2	2	1	0	1	1	6	12.5	
ALABAMA STATE	11/27/17	*	23	1-5	.200	0-3	.000	0-0	.000	0	0	0	4.4	1	4	2	0	0	2	11.0	
at Xavier	12/02/17	*	26	5-12	.417	2-5	.400	3-4	.750	0	0	0	3.9	4	0	2	1	1	15	11.5	
vs Florida	12/09/17	*	29	4-12	.333	2-6	.333	0-1	.000	1	1	2	3.7	4	2	2	2	1	10	11.3	
MISSISSIPPI ST.	12/12/17	*	30	1-8	.125	1-4	.250	4-6	.667	1	4	5	3.8	0	3	2	1	0	7	10.9	
at UCLA	12/16/17	*	31	4-8	.500	2-3	.667	0-5	.000	0	4	4	3.8	3	5	1	0	1	10	10.8	
UA-PINE BLUFF	12/19/17	*	14	2-4	.500	0-2	.000	0-0	.000	0	3	3	3.8	1	1	3	0	1	4	10.3	
CLEVELAND STATE	12/21/17	*	29	5-14	.357	2-6	.333	4-4	1.000	2	2	4	3.8	3	4	2	0	3	16	10.7	
MEMPHIS	12/31/17	*	29	6-9	.667	2-3	.667	1-1	1.000	2	6	8	4.1	2	4	1	1	2	15	11.0	
at Temple	01/04/18	*	36	0-6	.000	0-4	.000	0-2	.000	0	6	6	4.2	2	1	3	0	0	0	10.3	
SMU	01/07/18	*	33	4-13	.308	2-8	.250	4-4	1.000	0	4	4	4.2	1	4	4	0	2	14	10.5	
at USF	1/13/18	*	21	7-11	.636	4-7	.571	0-0	.000	0	3	3	4.1	4	1	1	0	0	18	10.9	
at UCF	1/16/18	*	34	1-4	.250	1-3	.333	2-4	.500	1	1	2	4.0	1	4	3	0	1	5	10.6	
ECU	01/20/18	*	28	4-9	.444	1-4	.250	5-6	.833	2	2	4	4.0	3	1	0	1	0	13	10.8	
TEMPLE	01/24/18	*	25	5-13	.385	1-6	.167	2-2	1.000	1	0	1	3.9	1	0	1	0	1	13	10.9	
at Memphis	1/27/18	*	36	3-7	.429	1-3	.333	0-0	.000	2	3	5	3.9	4	2	2	0	1	7	10.7	
HOUSTON	01/31/18	*	31	4-10	.400	0-2	.000	7-10	.700	2	2	4	3.9	3	4	4	1	1	15	10.9	
at UCONN	2/3/18	*	29	2-8	.250	2-8	.250	2-5	.400	0	4	4	3.9	2	1	1	0	0	8	10.8	
UCF	02/06/18	*	26	3-6	.500	2-3	.667	1-2	.500	1	5	6	4.0	3	4	1	0	0	9	10.7	
at SMU	02/11/18	*	25	4-7	.571	1-4	.250	3-4	.750	1	2	3	4.0	0	4	0	4	0	2	12	10.8
at Houston	2/15/18	*	37	3-9	.333	2-6	.333	6-7	.857	3	1	4	4.0	2	1	1	1	0	14	10.9	
WICHITA STATE	02/18/18	*	34	7-17	.412	3-10	.300	1-1	1.000	0	2	2	3.9	3	3	3	0	2	18	11.1	
UCONN	02/22/18	*	30	3-10	.300	1-7	.143	0-0	.000	0	4	4	3.9	2	3	0	1	1	7	11.0	
TULSA	02/25/18	*	34	6-10	.600	4-7	.571	1-1	1.000	1	4	5	3.9	1	8	3	0	2	17	11.2	
at Tulane	03/01/18	*	22	2-5	.400	0-2	.000	4-4	1.000	0	1	1	3.8	2	5	3	0	1	8	11.1	
at Wichita State	03/04/18	*	37	5-10	.500	1-3	.333	0-0	.000	1	2	3	3.8	2	1	0	1	1	11	11.1	
vs SMU	03/09/18	*	34	0-4	.000	0-2	.000	0-1	.000	2	3	5	3.8	1	8	1	1	1	0	10.8	
vs Memphis	3-10-18	*	32	5-9	.556	4-6	.667	4-8	.500	1	2	3	3.8	4	5	1	0	0	18	11.0	
vs Houston	3-11-18	*	31	3-5	.600	0-1	.000	2-2	1.000	0	1	1	3.7	4	1	4	0	0	8	10.9	
vs Georgia State	03-16/18	*	40	8-17	.471	4-11	.364	7-8	.875	8	3	11	3.9	1	2	1	0	2	27	11.3	
vs Nevada	03-18/18	*	27	5-17	.294	3-9	.333	4-4	1.000	3	2	5	4.0	5	3	0	0	1	17	11.5	
Totals			36	1041	138-337	409	60-177	339	78-115	.678	45	98	143	4.0	76	103	64	13	37	414	11.5

### 2018-19 (JUNIOR SEASON)

Opponent	Date	Total				3-Pointers		Free throws		Rebounds											
		gs	min	fg-fga	pct	3fg-fga	pct	ft-fa	pct	off	def	tot	avg	pf	a	t/o	blk	stl	pts	avg	
OHIO ST.	11/07/18	*	23	7-17	.412	3-7	.429	5-7	.714	0	2	2	2.0	2	2	4	0	1	22	22.0	
N.C. CENTRAL	11/13/18	*	24	4-9	.444	2-5	.400	0-1	.000	0	2	2	2.0	1	3	3	1	2	10	16.0	
MILWAUKEE	11/16/18	*	26	5-13	.385	2-6	.333	2-2	1.000	1	4	5	3.0	3	1	3	0	0	14	15.3	
WESTERN MICH.	11/19/18	*	32	11-19	.579	4-7	.571	1-1	1.000	0	0	0	2.3	2	6	2	0	2	27	18.3	
vs George Mason	11/23/18	*	31	2-11	.182	1-2	.500	6-8	.750	0	6	6	3.0	1	1	3	2	3	11	16.8	
vs Ole Miss	11/24/18	*	33	5-17	.294	2-8	.250	13-14	.929	1	2	3	3.0	1	2	0	2	0	25	18.2	
ARK.-PINE BLUFF	11/27/18	*	14	4-6	.667	2-3	.667	0-0	.000	0	2	2	2.9	0	6	2	0	1	10	17.0	
at UNLV	12/01/18	*	25	1-5	.200	1-2	.500	0-0	.000	0	2	2	2.8	5	2	1	0	2	3	15.3	
NORTHERN KY.	12/04/18	*	30	4-9	.444	2-4	.500	2-4	.500	0	1	1	2.6	1	5	3	0	0	12	14.9	
XAVIER	12/08/18	*	36	7-15	.467	3-6	.500	2-3	.667	2	2	4	2.7	3	4	1	1	2	19	15.3	
at Mississippi State	12/15/18	*	37	7-16	.438	2-5	.400	5-5	1.000	2	2	4	2.8	2	0	5	0	2	21	15.8	
UCLA	12/19/18	*	27	9-17	.529	4-5	.800	3-4	.750	3	2	5	3.0	3	2	2	0	2	25	16.6	
SOUTH CAROLINA ST.	12/22/18	*	25	4-8	.500	4-8	.500	0-0	.000	0	2	2	2.9	2	4	3	1	3	12	16.2	
TULANE	01/02/19	*	31	6-10	.600	3-5	.600	7-8	.875	1	6	7	3.2	2	5	0	1	0	22	16.6	
at ECU	01/05/19	*	33	7-15	.467	2-6	.333	2-3	.667	3	2	5	3.3	4	4	3	0	0	18	16.7	
at Tulsa	01/10/19	*	35	5-16	.313	2-8	.250	2-3	.667	0	2	2	3.3	4	4	4	0	0	14	16.6	
UCONN	01/12/19	*	42	5-14	.357	1-4	.250	11-12	.917	1	5	6	3.4	2	7	2	0	2	22	16.9	
SOUTH FLA.	01/15/19	*	39	9-20	.450	2-7	.286	14-16	.875	0	2	2	3.3	2	3	4	0	4	34	17.8	
at Wichita St.	01/19/19	*	38	5-17	.294	2-5	.400	6-10	.600	1	6	7	3.5	2	2	5	0	0	18	17.8	
TULSA	01/24/19	*	33	8-14	.571	5-10	.500	2-5	.400	2	2	4	3.6	2	5	2	0	0	23	18.1	
at Temple	01/27/19	*	38	6-17	.353	1-7	.143	12-17	.706	2	6	8	3.8	3	3	5	0	1	25	18.4	
SMU	02/02/19	*	34	9-18	.500	5-10	.500	1-2	.500	2	7	9	4.0	2	2	5	0	0	24	18.7	
at Memphis	02/07/19	*	35	4-11	.364	2-6	.333	7-10	.700	2	4	6	4.1	2	6	3	1	1	17	16.8	
at Houston	02/10/19	*	29	9-25	.360	4-8	.500	5-6	.833	1	3	4	4.1	3	0	2	0	2	27	19.0	
WICHITA ST.	02/17/19	*	37	8-20	.400	6-10	.600	5-5	1.000	1	5	6	4.2	2	5	3	0	1	27	19.3	
UCF	02/21/19	*	38	3-13	.231	1-1	1.000	4-4	1.000	3	4	7	4.3	2	6	4	2	1	11	19.0	
at UConn	02/24/19	*	35	3-9	.333	0-4	.000	2-2	1.000	2	3	5	4.3	2	3	4	0	2	8	18.6	
at SMU	02/27/19	*	35	4-13	.308	0-4	.000	4-5	.800	2	5	7	4.4	4	4	2	0	0	12	18.3	
MEMPHIS	03/02/19	*	34	6-12	.500	1-5	.200	13-16	.813	1	5	6	4.4	3	3	3	1	1	26	18.6	
at UCF	03/07/19	*	36	5-18	.278	0-3	.000	0-1	.000	0	4	4	4.4	2	5	5	0	0	10	18.3	
HOUSTON	03/10/19	*	29	4-11	.364	3-7	.429	9-12	.750	1	3	4	4.4	3	1	3	1	0	20	18.4	
vs SMU	03/15/19	*	40	10-20	.500	3-8	.375	3-4	.750	1	3	4	4.4	1	8	2	1	1	26	18.6	
vs Wichita St.	03/16/19	*	28	3-16	.188	1-4	.250	4-6	.667	4	2	6	4.4	4	4	5	0	1	11	18.4	
vs Houston	03/17/19	*	35	11-24	.458	1-7	.143	10-13	.769	2	6	8	4.5	3	1	2	0	1	33	18.8	
vs Iowa	03/22/19	*	39	7-17	.412	3-9	.333	1-2	.500	0	1	1	4.4	1	4	2	0	1	18	18.8	
Totals			35	1136	207-512	.404	80-206	.388	163-211	.773	40	115	155	4.4	80	102	96	14	40	657	18.8





# #35 JAUME "JAY" SOROLLA

CENTER • 7-0 • 260 • GRADUATE • TR • BARCELONA, SPAIN (SUNRISE CHRISTIAN ACADEMY/VALPARAISO)

## MOMENTS

- » Scored a career-high 17 points against Southern Illinois (1/6/18).
- » Posted a double-double with 11 points and 10 rebounds vs. Oakland (1/6/17).
- » Grabbed a game-high nine rebounds at No. 5 Kentucky (12/7/16).

**2019-20 Season (Grad Transfer):** Netted a season-high nine points on 4-of-4 shooting with four rebounds in 19 minutes vs. Tennessee (12/18) ... returned to action after sitting out the six games with a foot injury against Colgate (12/14), grabbing three rebounds and handing out two assists in 11 minutes ... tallied eight points and six rebounds in 17 minutes vs. Drake (11/11) ... posted six points, four rebounds and a pair of assists in 23 minutes at NO. 18 Ohio State (11/6) ... tallied six points, three rebounds and a block in 13 minutes in exhibition win over Thomas More (10/31).

**Prior to Cincinnati:** Graduate transfer who played mostly as reserve at Valparaiso in 2018-19, averaging 4.1 points, 3.1 rebounds and 1.2 blocks while shooting 51.1 percent from the floor in 17.5 minutes ... saw action in 27 games with seven starts ... tallied a season-best 13 points on 6-of-7 shooting with five blocks and four rebounds against Drake on Jan. 26, 2019 ... played in 30 games with 14 starts, averaging 4.9 points, 3.4 rebounds and 1.1 blocks in 16.3 minutes as a sophomore in 2017-18 ... scored a career-high 17 points on 5-of-6 shooting from the field and 7-of-8 shooting from the foul line against Southern Illinois (1/6/18) ... grabbed a team-best 10 rebounds at No. 21 Purdue (12/9/17) ... tallied 16 points with eight rebounds and two blocks against Utah State (11/28/17) ... played in 32 games with nine starts, averaging 5.2 points, 4.4 rebounds and 0.9 blocks in 15.8 minutes as a freshman in 2016-17 ... grabbed a game-high nine rebounds off the bench at No. 5 Kentucky (12/7/16) ... pulled down 11 points and 10 rebounds against Oakland (1/6/17) ... played one season at Sunrise Christian Academy in Wichita, Kan., prior to his three seasons at Valparaiso ... represented Spain in several FIBA competitions, most recently at the 2016 U20 European Championship, helping his squad win the title while averaging 4.7 points and 2.1 rebounds ... also played for Spain at the U16 and U18 European Championships and was a member of Spain's team at the 2014 U17 World Championships where he averaged 7.3 points and 4.6 rebounds.

**Personal:** Born Feb. 18, 1997 in Tortosa, Spain ... son of Ada and Paco Sorolla ... has one brothers, Joan ... father and brother played professional basketball in Spain ... right-handed.

## SEASON & CAREER STATISTICS

2019-20 Season			Career		
9 vs. Tennessee, 12/18/19	Pts	17 vs. Southern Illinois, 1/6/18#			
5, 3x (last vs. UConn, 1/1/20)	FG Atts	11, 3x (last vs. Purdue Northwest, 12/29/18)#			
4 vs. Tennessee, 12/18/19	FG Made	6, 3x (last vs. Drake, 1/26/19)#			
0	3PT-FG Atts	1, 4x (last vs. Loyola Chicago, 3/8/19)#			
0	3PT-FG Made	1, 2x (last vs. Loyola Chicago, 3/8/19)#			
3 vs. UConn, 1/1/20	FT Atts	8 vs. Southern Illinois, 1/6/18#			
2 vs. Drake, 11/11/19	FT Made	7 vs. Southern Illinois, 1/6/18#			
6 vs. Drake, 11/11/19	Rebs	12 vs. Indiana State, 12/17/16#			
2, 3x (last vs. Colgate, 12/14/19)	Assts	3 vs. Cleveland State, 2/9/17#			
1, 2x (last at Memphis, 1/16/20)	Stls	3, 2x (last at Texas A&M, 12/19/18)#			
1, 2x (last vs. Tulsa, 1/8/20)	Blks	5 vs. Drake, 1/26/19#			
23 at Ohio State, 11/6/19	Mins	33 vs. Santa Clara, 12/22/16#			
# - Statistics from playing career at Valparaiso					

## MISCELLANEOUS STATISTICS

CATEGORY	2016-17	2017-18	2018-19	2019-20	CAREER
Double-Figure Scoring Games	5	3	2	0	10
Double-Figure Rebounding Games	2	1	0	0	3
Double-Double Games	1	0	0	0	1
20-Point Scoring Games	0	0	0	0	0
Games Led Team in Scoring	0	1	0	0	1
Games Led Team in Rebounding	3	2	3	0	8
Games Led Team in Assists	1	0	1	0	2
Games With 3+ Assists	1	0	0	0	1
Games With 3+ Blocks	3	4	6	0	13
Games With 3+ Steals	0	1	1	0	2
Games With 3+ 3-Pointers	0	0	0	0	0

## CAREER STATISTICS

			Total		3-Point		F-Throws		Rebounds											Scoring	
Season	gp-gs	min/avg	fg-fga	pct	fg-fga	pct	ft-fa	pct	off	def	tot	avg	pf	fo	ast	to	blk	stl	pts	avg	
2016-17*	32-9	611/19.1	65-136	.478	0-1	.000	35-50	.700	51	89	140	4.4	63	1	21	26	30	5	165	5.2	
2017-18*	30-14	488/16.3	55-101	.545	0-1	.000	37-48	.771	44	59	103	3.4	74	7	7	25	32	11	147	4.9	
2018-19*	27-7	472/17.5	47-92	.511	2-2	1.000	16-26	.615	26	59	85	3.1	65	2	14	28	33	10	112	4.1	
2019-20	11-0	130/11.8	16-28	.571	0-0	.000	5-9	.556	8	21	29	2.6	13	0	8	6	2	2	37	3.4	
TOTAL	11-0	130/11.8	16-28	.571	0-0	.000	5-9	.556	8	21	29	2.6	13	0	8	6	2	2	37	3.4	
All*	100-30	1701/17.0	183-357	.513	2-4	.500	93-133	.699	129	228	357	3.6	215	10	50	85	97	28	461	4.6	

\* Statistics from prior team/school



# #35 JAUME “JAY” SOROLLA

CENTER • 7-0 • 260 • GRADUATE • TR • BARCELONA, SPAIN (SUNRISE CHRISTIAN ACADEMY/VALPARAISO)

## GAME-BY-GAME STATISTICS

### 2019-20 (GRAD TRANSFER SEASON - CINCINNATI)

Opponent	Date	gs	min	Total		3-Pointers		Free throws		Rebounds				pf	a	t/o	blk	stl	pts	avg
				fg-fga	pct	3fg-fga	pct	ft-fa	pct	off	def	tot	avg							
at Ohio St.	11/06/19	23	3-3	1,000	0-0	.000	0-0	.000	1	3	4	4.0	3	2	1	0	0	6	6.0	
DRAKE	11/11/19	17	3-5	.600	0-0	.000	2-2	1,000	3	3	6	5.0	2	2	1	0	0	8	7.0	
ALABAMA A&M	11/14/19	13	2-3	.667	0-0	.000	1-2	.500	1	4	5	5.0	1	1	0	1	0	5	6.3	
COLGATE	12/14/19	11	0-2	.000	0-0	.000	0-0	.000	0	3	3	4.5	0	2	0	0	0	0	4.8	
TENNESSEE	12/18/19	19	4-4	1,000	0-0	.000	1-2	.500	2	2	4	4.4	1	1	1	0	0	9	5.6	
vs Iowa	12/21/19	11	1-2	.500	0-0	.000	0-0	.000	1	3	4	4.3	2	0	0	0	1	2	5.0	
UCONN	01/01/20	12	2-5	.400	0-0	.000	1-3	.333	0	2	2	4.0	2	0	0	0	0	5	5.0	
at Tulane	01/04/20	3	0-0	.000	0-0	.000	0-0	.000	0	0	0	3.5	0	0	0	0	0	0	4.4	
TULSA	01/08/20	11	1-3	.333	0-0	.000	0-0	.000	0	1	1	3.2	0	0	1	1	0	2	4.1	
at UCF	01/11/20	4	0-1	.000	0-0	.000	0-0	.000	0	0	0	2.9	1	0	1	0	0	0	3.7	
at Memphis	01/16/20	6	0-0	.000	0-0	.000	0-0	.000	0	0	0	2.6	1	0	1	0	1	0	3.4	
Totals		0	130	16-28	.571	0-0	.000	5-9	.556	8	21	29	2.6	13	8	6	2	2	37	3.4

### 2017-18 (SOPHOMORE SEASON - VALPARAISO)

Opponent	Date	gs	min	Total		3-Pointers		Free throws		Rebounds				pf	a	t/o	blk	stl	pts	avg	
				fg-fga	pct	3fg-fga	pct	ft-fga	pct	off	def	tot	avg								
NORTH PARK	11-10-1		dnp	-	-	-	-	-	-	-	-	-	-	-	-	-	-	-	-		
TRINITYCHRISTIAN	11-13-1		dnp	-	-	-	-	-	-	-	-	-	-	-	-	-	-	-	-		
at SIUE	11/15/1	*	15	4-6	.667	0-0	.000	0-0	.000	0	1	1	1.0	0	0	1	0	1	8	8.0	
SELOUISIANA	11-19-1	*	14	1-3	.333	0-0	.000	0-0	.000	1	1	2	1.5	4	0	2	1	0	2	5.0	
SAMFORD	11-21-1	*	12	1-2	.500	0-0	.000	0-0	.000	2	1	3	2.0	1	1	1	1	0	2	4.0	
vs Kent State	11/24/1	*	9	0-0	.000	0-0	.000	0-0	.000	0	0	0	1.5	2	0	0	0	0	0	3.0	
vs UNCW	11/25/1	*	27	4-8	.500	0-0	.000	0-0	.000	2	6	8	2.8	3	1	1	2	0	8	4.0	
UTAH STATE	11-28-1	*	25	5-6	.833	0-0	.000	6-7	.857	4	4	8	3.7	2	0	0	2	1	16	6.0	
at #21/21 Purdue	12/07/1	*	21	2-6	.333	0-0	.000	0-0	.000	4	6	10	4.6	2	0	0	0	1	4	5.7	
at Ball State	12/09/1	*	9	2-3	.667	0-1	.000	0-0	.000	1	1	2	4.3	2	1	0	1	0	4	5.5	
at Northwestern	12/14/1	*	18	2-4	.500	0-0	.000	0-0	.000	1	1	2	4.0	2	0	3	1	0	4	5.3	
at Santa Clara	12/18/1	*	18	2-7	.286	0-0	.000	0-1	.000	3	1	4	4.0	3	0	0	1	0	4	5.2	
at UC Riverside	12/20/1	*	17	2-3	.667	0-0	.000	2-2	1.00	3	1	4	4.0	2	1	2	0	0	6	5.3	
at Indiana State	12-28-1	*	12	1-1	1.00	0-0	.000	0-0	.000	2	0	2	3.8	2	0	1	0	1	2	5.0	
MISSOURI STATE	12-31-1	*	18	1-2	.500	0-0	.000	1-2	.500	0	1	1	3.6	1	0	1	1	0	3	4.8	
at Bradley	01-03-1	*	12	0-2	.000	0-0	.000	3-4	.750	2	0	2	3.5	2	0	0	0	1	3	4.7	
SOUTHERNILLINOIS	01-06-1		12	5-6	.833	0-0	.000	7-8	.875	3	2	5	3.6	2	0	1	0	0	17	5.5	
DRAKE	01-10-1		17	3-5	.600	0-0	.000	3-4	.750	1	1	2	3.5	1	1	0	1	1	9	5.8	
at UNI	01/13/1		15	4-4	1.00	0-0	.000	1-1	1.00	0	3	3	3.5	4	0	0	1	0	9	5.9	
at Missouri State	01/17/1		19	0-3	.000	0-0	.000	1-2	.500	1	3	4	3.5	4	0	1	1	0	1	5.7	
LOYOLACHICAGO	01-21-1		6	0-1	.000	0-0	.000	0-0	.000	1	1	2	3.4	0	0	0	0	0	0	5.4	
EVANSVILLE	01-24-1		17	0-1	.000	0-0	.000	2-2	1.00	3	0	3	3.4	1	0	1	0	3	0	5.2	
at Illinois State	01/27/1		10	0-2	.000	0-0	.000	0-0	.000	1	0	1	3.3	2	0	2	0	0	0	5.0	
INDIANASTATE	01-31-1		16	0-0	.000	0-0	.000	1-2	.500	0	5	5	3.4	3	1	0	0	0	1	4.8	
at Southern Illinois	2/3/18		18	3-3	1.00	0-0	.000	0-0	.000	2	2	4	3.4	4	0	2	1	0	6	4.8	
at Evansville	2/7/18		30	1-3	.333	0-0	.000	2-2	1.00	0	4	4	3.4	2	0	1	4	3	4	4.8	
ILLINOISSTATE	02-11-1		8	0-1	.000	0-0	.000	0-1	.000	0	1	1	3.3	2	0	1	1	0	0	4.6	
at Loyola Chicago	02/14/1		25	6-7	.857	0-0	.000	0-0	.000	2	3	5	3.4	5	0	0	3	0	12	4.9	
BRADLEY	02/17/1		23	2-3	.667	0-0	.000	4-4	1.00	0	2	2	3.3	4	1	1	4	1	8	5.0	
UNI	02/20/1		15	0-2	.000	0-0	.000	1-2	.500	1	2	3	3.3	5	0	2	1	1	1	4.9	
at Drake	02/24/1		14	2-4	.500	0-0	.000	0-0	.000	3	4	7	3.4	3	0	1	0	0	4	4.8	
vs Missouri State	3/1/18		16	2-3	.667	0-0	.000	3-4	.750	1	2	3	3.4	4	0	0	2	0	7	4.9	
Totals			14	488	55-101	.545	0-1	.000	37-48	.771	44	59	103	3.4	74	7	25	32	11	147	4.9

### 2018-19 (JUNIOR SEASON - VALPARAISO)

Opponent	Date	gs	min	Total		3-Pointers		Free throws		Rebounds				pf	a	t/o	blk	stl	pts	avg	
				fg-fga	pct	3fg-fga	pct	ft-fa	pct	off	def	tot	avg								
at West Virginia	11/24/1	dnp																			
at UNLV	11/28/1	9	1-3	.333	0-0	.000	0-0	.000	3	0	3	3.0	2	0	1	0	0	2	2.0		
UC RIVERSIDE	12/02/1	11	1-1	1.00	0-0	.000	0-0	.000	0	0	0	1.5	2	0	1	0	0	2	2.0		
HIGH POINT	12/04/1	14	0-1	.000	0-0	.000	0-0	.000	0	2	2	1.7	0	0	1	2	0	0	1.3		
at George Washington	12/08/1	3	0-0	.000	0-0	.000	0-0	.000	0	0	0	1.3	0	0	0	0	0	0	1.0		
BALL ST.	12/17/1	25	1-5	.200	0-0	.000	1-1	1.00	2	4	6	2.2	5	1	0	1	1	3	1.4		
at Texas A&M	12/19/1	10	1-2	.500	0-0	.000	0-0	.000	1	2	3	2.3	4	0	1	0	3	2	1.5		
PURDUE NORTHWEST	12/29/1	23	5-11	.455	0-0	.000	1-4	.250	5	4	9	3.3	2	2	2	2	0	11	2.9		
ILLINOIS ST.	01/02/1	15	1-2	.500	0-0	.000	1-2	.500	0	2	2	3.1	2	0	1	0	1	3	2.9		
at Missouri State	01/05/1	20	4-5	.800	0-0	.000	1-2	.500	1	5	6	3.4	4	1	1	1	0	9	3.6		
BRADLEY	01/08/1	22	2-3	.667	1-1	1.00	1-2	.500	0	3	3	3.4	3	2	1	0	0	6	3.8		
at Southern Illinois	1/12/19	14	3-4	.750	0-0	.000	1-2	.500	1	0	1	3.2	2	0	1	1	0	7	4.1		
at Loyola Chicago	01/15/1	21	1-2	.500	0-0	.000	0-0	.000	1	2	3	3.2	0	0	1	3	0	2	3.9		
UNI	01/19/1	14	2-2	1.00	0-0	.000	0-0	.000	2	1	3	3.2	1	1	2	1	1	4	3.9		
at Indiana St.	01/23/1	19	1-3	.333	0-0	.000	0-0	.000	0	3	3	3.1	2	2	3	0	0	2	3.8		
DRAKE	01/26/1	* 28	6-7	.857	0-0	.000	1-1	1.00	1	3	4	3.2	2	1	2	5	0	13	4.4		
MISSOURI STATE	01/29/1	24	1-4	.250	0-0	.000	1-2	.500	0	6	6	3.4	5	0	1	3	2	3	4.3		
at Evansville	2/2/19	12	1-1	1.00	0-0	.000	0-0	.000	0	0	0	3.2	2	0	1	1	0	2	4.2		
at Illinois St.	02/05/1	12	0-1	.000	0-0	.000	0-0	.000	0	3	3	3.2	3	0	0	0	0	0	3.9		
LOYOLACHICAGO	02/10/1	21	1-5	.200	0-0	.000	0-0	.000	1	3	4	3.2	2	0	0	3	0	2	3.8		
INDIANAST.	02/13/1	14	1-2	.500	0-0	.000	0-0	.000	0	2	2	3.2	2	0	1	0	0	2	3.8		
at Drake	02/16/1	16	3-5	.600	0-0	.000	1-2	.500	2	4	6	3.3	4	0	1	0	1	7	3.9		
SOUTHERNILLINOIS	02/23/1	* 24	3-5	.600	0-0	.000	2-2	1.00	1	1	2	3.2	3	2	1	3	0	8	4.1		
at UNI	02/23/1	* 18	1-3	.333	0-0	.000	1-2	.500	1	2	3	3.2	4	0	0	1	0	1	3	4.0	
at Bradley	02-27-1	* 17	1-4	.250	0-0	.000	2-2	1.00	0	2	2	3.2	2	0	1	1	0	4	4.0		
EVANSVILLE	03/02/1	* 19	1-3	.333	0-0	.000	0-0	.000	1	2	3	3.2	3	0	0	2	0	2	4.0		
vs Indiana St.	3/7/19	* 21	1-2	.500	0-0	.000	2-2	1.00	0	3	3	3.2	1	1	1	0	1	4	4.0		
vs Loyola Chicago	3/8/19	* 26	4-6	.667	1-1	1.00	0-0	.000	3	0	3	3.1	3	0	3	3	0	9	4.1		
Totals		7	472	47-92	.511	2-2	1.00	16-26	.615	26	59	85	3.1	65	14	28	33	10	112	4.1	



# #44 ADAM COOK

FORWARD • 6-6 • 180 • FRESHMAN • HS • MARYSVILLE, OHIO (MARYSVILLE HS)

**Prior to Cincinnati:** Earned varsity letters in basketball and track as a junior and senior at Marysville High School ... helped the Monarchs boys basketball team to a 15-7 mark as a senior during the 2015-16 season ... advanced to Ohio regionals in track as a member 4x800m relay team ... owns the triple jump record at Marysville High School.

**Personal:** Born May 22, 1997 in Bellefaine, Ohio ... son of Carrie and Ty Cook ... has one sister, Haley, and one brother, Ryan .... mother played basketball at the University of Findlay ... father ran track at the University of Findlay ... uncle, Eric Hanna, played basketball at Ohio State ... right-handed.

## SEASON & CAREER STATISTICS

2019-20 SEASON	CAREER
0	Pts 0
0	FG Atts 0
0	FG Made 0
0	3PT-FG Atts 0
0	3PT-FG Made 0
0	FT Atts 0
0	FT Made 0
0	Rebs 0
0	Assts 0
0	Stls 0
0	Blks 0
0	Mins 0

## MISCELLANEOUS STATISTICS

CATEGORY	2019-20	CAREER
Double-Figure Scoring Games	0	0
Double-Figure Rebounding Games	0	0
Double-Double Games	0	0
20-Point Scoring Games	0	0
Games Led Team in Scoring	0	0
Games Led Team in Rebounding	0	0
Games Led Team in Assists	0	0
Games With 3+ Assists	0	0
Games With 3+ Blocks	0	0
Games With 3+ Steals	0	0
Games With 3+ Three-Pointers	0	0

## GAME-BY-GAME STATISTICS

2019-20 (JUNIOR SEASON)

## CAREER STATISTICS



# #45 ROB BANKS

FORWARD • 6-5 • 200 • FRESHMAN • HS • BRACKNELL, ENGLAND (GOULD ACADEMY [MAINE])

**Prior to Cincinnati:** Averaged 13.5 points, 6.0 rebounds during the 2018-19 season at Gould Academy, a prep school in Bethel, Maine ... played three seasons of club basketball for the Thames Valley Cavaliers in London, England, averaging 19.5 points, 3.9 rebound and 2.9 assists in the final season (2017-18) ... Played Great Britain U16 and U17 and was selected to play on the U18 squad but was held out due to injury.

**Personal:** Born Jan. 5, 2000 in Sydney, Australia ... son of Moirah Van Niekerk and Robert Banks ... has two sisters, Aaliyah and Chloe, and two brothers, Ruben and Ryan ... has two uncles that previous played Rugby for the Zimbabwe national team in the 1990s ... right-handed.

## SEASON & CAREER STATISTICS

2019-20 SEASON		CAREER
0	Pts	0
0	FG Atts	0
0	FG Made	0
0	3PT-FG Atts	0
0	3PT-FG Made	0
0	FT Atts	0
0	FT Made	0
0	Rebs	0
0	Assts	0
0	Stls	0
0	Blks	0
0	Mins	0

## MISCELLANEOUS STATISTICS

CATEGORY	2019-20	CAREER
Double-Figure Scoring Games	0	0
Double-Figure Rebounding Games	0	0
Double-Double Games	0	0
20-Point Scoring Games	0	0
Games Led Team in Scoring	0	0
Games Led Team in Rebounding	0	0
Games Led Team in Assists	0	0
Games With 3+ Assists	0	0
Games With 3+ Blocks	0	0
Games With 3+ Steals	0	0
Games With 3+ Three-Pointers	0	0

## GAME-BY-GAME STATISTICS

### 2019-20 (JUNIOR SEASON)

Opponent	Date	gs	min	Total	3-Pointers	Free throws	Rebounds													
				fg-fga	pct	3fg-fga	pct	ft-fga	pct	off	def	tot	avg	pf	a	t/o	blk	stl	pts	avg
DRAKE	11/11/19	1		0-0	.000	0-0	.000	0-0	.000	0	0	0	0.0	0	0	0	0	0	0	0.0
ALABAMA A&M	11/14/19	1		0-0	.000	0-0	.000	0-0	.000	0	0	0	0.0	0	0	0	0	0	0	0.0
Totals		0	2	0-0	.000	0-0	.000	0-0	.000	0	0	0	0.0	0	0	0	0	0	0	0.0

## CAREER STATISTICS

Season	gp-gs	min/avg	Total	3-Point	F-Throws	Rebounds														Scoring
			fg-fga	pct	fg-fga	pct	ft-fga	pct	off	def	tot	avg	pf	fo	ast	to	blk	stl	pts	avg
2019-20	2-0	2/1.0	0-0	.000	0-0	.000	0-0	.000	0	0	0	0.0	0	0	0	0	0	0	0	0.0
TOTAL	2-0	2/1.0	0-0	.000	0-0	.000	0-0	.000	0	0	0	0.0	0	0	0	0	0	0	0	0.0



# 2019-20 BOX SCORES

## GAME 1 • NOV. 6, 2019 RV/-- CINCINNATI (56) AT 18/16 OHIO STATE (64) VALUE CITY ARENA (COLUMBUS, OHIO)

### Cincinnati 56 • 0-1,0-0 AAC

#	Player		Total		3-Ptr	Rebounds			PF	TP	A	TO	Bk	Stl	Min	
			FG-FGA	FG-FGA	FT-FTA	Off	Def	Tot								
13	SCOTT, Tre	f	0-7	0-2	3-4	6	6	12	3	3	2	2	0	0	32	
33	VOGT, Chris	c	2-5	0-0	0-2	1	3	4	5	4	0	1	1	0	13	
00	McNEAL, Chris	g	4-12	1-6	1-1	1	3	4	3	10	1	2	0	4	34	
02	WILLIAMS, Keith	g	5-10	2-3	1-2	2	0	2	2	13	0	3	0	1	28	
34	CUMBERLAND, Jarron	g	4-13	0-5	5-9	0	3	3	2	13	3	1	0	0	33	
01	DAVENPORT, Jeremiah		0-0	0-0	3-3	1	1	2	4	3	0	0	0	0	5	
20	DIARRA, Mamoudou		0-0	0-0	0-0	0	0	0	1	0	0	0	0	1	3	
21	CUMBERLAND, Jaevin		1-6	1-5	0-0	1	0	1	4	3	1	2	0	0	27	
23	HARVEY, Zach		0-1	0-0	1-2	1	0	1	0	1	0	0	0	0	2	
35	SOROLLA, Jaume		3-3	0-0	0-0	1	3	4	3	6	2	1	0	0	23	
Team						2	2	4								
Totals				19-57	4-21	14-23	16	21	37	27	56	9	14	1	6	200
FG % 1st Half: 10-34			29.4%	2nd half: 9-23			39.1%	Game: 19-57			33.3%	Deadball				
3FG % 1st Half: 3-12			25.0%	2nd half: 1-9			11.1%	Game: 4-21			19.0%	Rebounds				
FT % 1st Half: 3-8			37.5%	2nd half: 11-15			73.3%	Game: 14-23			60.9%	4				

### Ohio St. 64 • 1-0,0-0 Big Ten

#	Player		Total		3-Ptr	Rebounds			PF	TP	A	TO	Bk	Stl	Min
			FG-FGA	FG-FGA	FT-FTA	Off	Def	Tot							
24	Andre Wesson	f	2-9	1-4	2-2	1	1	2	2	7	0	1	0	0	32
25	Kyle Young	f	6-7	0-0	2-4	7	6	13	2	14	0	0	1	1	30
34	Kaleb Wesson	f	3-7	2-3	0-3	4	7	11	4	8	2	1	1	0	35
01	Luther Muhammad	g	2-5	1-3	1-3	1	2	3	2	6	2	1	0	1	23
13	CJ Walker	g	1-6	0-1	6-6	0	2	2	2	8	2	4	0	0	21
03	D.J. Carton	g	3-5	1-2	2-3	0	5	5	2	9	2	4	0	0	25
04	Duane Washington Jr.	g	2-6	0-1	3-4	0	2	2	2	7	1	0	0	0	16
10	Justin Ahrens	g	0-1	0-1	0-0	0	0	0	0	0	0	1	0	0	7
32	E.J. Liddell	g	1-3	0-1	3-4	0	1	1	2	5	0	2	0	0	11
Team						1	1	2							
Totals			20-49	5-16	19-29	14	27	41	18	64	9	15	2	2	200
FG % 1st Half: 9-29		31.0%	2nd half: 11-20		55.0%	Game: 20-49		40.8%	Deadball						
3FG % 1st Half: 1-9		11.1%	2nd half: 4-7		57.1%	Game: 5-16		31.3%	Rebounds						
FT % 1st Half: 0-5		0.0%	2nd half: 19-24		79.2%	Game: 19-29		65.5%	4						

Officials: Keith Kimble,Terry Oglesby,Don Dalry  
Technical fouls: Cincinnati-None. Ohio St.-None.  
Attendance: 13845

Score by periods	1st	2nd	Total
Cincinnati	26	30	56
Ohio St.	19	45	64

Last FG - CIN 2nd-00:52, OSU 2nd-03:39.

Largest lead - CIN by 8 1st-01:05, OSU by 9 2nd-07:12.

Score tied - 2 times.

Lead changed - 3 times.

## GAME 2 • NOV. 11, 2019 DRAKE (59) AT CINCINNATI (81) FIFTH THIRD ARENA (CINCINNATI, OHIO)

### Drake 59 • 1-1,0-0 MVC

#	Player		Total		3-Ptr		Rebounds			PF	TP	A	TO	Bk	Stl	Min
			FG-FGA	FG-FGA	FG-FGA	Off	Def	Tot								
21	Liam Robbins	f	6-12	0-1	0-2	3	4	7	1	12	0	0	2	1	25	
00	D.J. Wilkins	g	1-5	1-3	1-2	2	2	4	2	4	2	1	0	0	25	
03	Garrett Sturtz	g	2-6	0-0	0-2	1	2	3	2	4	2	0	0	0	24	
04	Anthony Murphy	g	4-9	0-3	5-5	1	2	3	3	13	1	1	0	0	24	
12	Roman Penn	g	3-6	1-2	0-0	0	4	4	2	7	6	2	0	3	28	
01	Samm Jones	g	0-2	0-1	0-0	1	0	1	1	0	0	0	0	1	5	
11	Antonio Pilipovic	g	0-4	0-2	0-0	1	2	3	2	0	1	1	1	0	15	
14	Noah Thomas	g	3-9	1-3	2-2	0	2	2	2	9	1	2	0	0	20	
20	Jonah Jackson	g	1-4	1-4	0-0	0	1	1	0	3	1	0	0	0	18	
23	Joseph Yesufu	g	2-5	0-0	3-4	1	1	2	2	7	1	4	0	2	16	
Team						0	1	1								
Totals				22-62	4-19	11-17	10	21	31	17	59	15	12	3	7	200
FG % 1st Half: 10-25			40.0%	2nd half: 12-37			32.4%	Game: 22-62			35.5%	Deadball				
3FG % 1st Half: 3-11			27.3%	2nd half: 1-8			12.5%	Game: 4-19			21.1%	Rebounds				
FT % 1st Half: 2-5			40.0%	2nd half: 9-12			75.0%	Game: 11-17			64.7%	6				

### Cincinnati 81 • 1-1,0-0 AAC

#	Player		Total		3-Ptr	Rebounds			PF	TP	A	TO	Blk	Stl	Min	
			FG	FGA	FG	FGA	FT	FTA								Off
13	SCOTT, Tre	f	2-4	1-2	0-0		4	7	11	3	5	2	1	1	0	19
33	VOGT, Chris	c	6-8	0-0	0-0		1	2	3	3	12	1	3	2	0	19
00	McNEAL, Chris	g	5-11	1-6	1-3		0	2	2	1	12	4	0	0	3	26
02	WILLIAMS, Keith	g	1-2	1-1	5-6		0	3	3	1	8	3	1	0	0	19
34	CUMBERLAND, Jarron	g	4-6	3-4	0-0		0	1	1	1	11	1	2	0	1	18
01	DAVENPORT, Jeremiah		0-2	0-1	0-0		0	2	2	0	0	0	0	0	0	7
03	ADAMS-WOODS, Mika		1-3	0-0	0-0		0	5	5	2	2	3	0	0	1	14
05	MOORE, Trevor		0-1	0-1	0-0		0	0	0	0	0	0	1	1	0	9
20	DIARRA, Mamoudou		2-3	0-0	0-0		0	3	5	4	4	0	2	1	0	16
21	CUMBERLAND, Jaevin		6-11	5-10	0-0		0	0	0	0	17	2	1	0	1	19
23	HARVEY, Zach		1-4	0-1	0-1	0-0	0	0	0	1	2	0	0	0	1	14
31	MARTIN, Sam		0-0	0-0	0-0	0-0	0	0	0	0	0	0	0	0	0	1
32	KOZ, John		0-0	0-0	0-0	0-0	0	0	0	0	0	0	0	0	0	1
35	SOROLLA, Jaume		3-5	0-0	2-2	3	3	6	2	8	2	1	0	0	0	17
45	BANKS, Rob		0-0	0-0	0-0	0-0	0	0	0	0	0	0	0	0	0	1
Team							0	2	2				1			
Totals				31-60	11-26	8-12	10	30	40	18	81	20	13	4	7	200

Officials: Courtney Green,Sean Casady,Joe Lindsay  
Technical fouls: Drake-None. Cincinnati-None.  
Attendance: 10133

Score by periods	1st	2nd	Total
Drake	25	34	59
Cincinnati	44	37	81

Last FG - DRA 2nd-01:37, CIN 2nd-03:44.

Largest lead - DRA by 3 1st-18:54, CIN by 27 2nd-11:33.

Score tied - 1 time.

Lead changed - 5 times.

## GAME 3 • NOV. 14, 2019 ALABAMA A&M (53) AT CINCINNATI (85) FIFTH THIRD ARENA (CINCINNATI, OHIO)

### Alabama A&M 53 • 0-3,0-0 SWAC

#	Player	Total			3-Ptr	Rebounds			PF	TP	A	TO	Blk	Stl	Min
		FG	FGA	FG-FGA		FT	FTA	Off							
00	TJ Parham	f	1-8	1-4	0-0	0	3	3	4	3	1	1	0	2	23
20	EJ Williams	c	2-5	0-0	2-2	1	1	2	4	6	0	1	1	1	20
03	Cameron Tucker	g	3-8	1-3	1-2	0	1	1	3	8	4	5	0	0	26
10	Garrett Hicks	g	4-11	1-5	0-0	1	2	3	1	9	2	0	0	0	32
13	Cameron Alford	g	4-10	1-3	1-2	1	3	4	1	10	2	2	0	0	28
02	Brandon Miller	g	3-7	1-4	1-1	1	3	4	3	8	0	2	0	4	26
04	Daniel Sanders	g	0-1	0-1	0-0	0	0	0	0	0	0	0	0	0	3
05	Jalen Johnson	g	2-7	0-0	0-1	0	2	2	3	4	0	0	0	0	12
12	Brandon Powell	g	0-0	0-0	0-0	0	0	0	0	0	0	0	0	0	3
15	Evan Wiley	g	1-4	0-0	0-0	0	0	0	1	3	1	1	0	1	14
30	Brandon Houston	g	1-5	0-0	0-0	1	2	3	2	2	0	1	0	0	10
34	Walter Jones Jr.	g	0-1	0-1	0-0	0	0	0	1	0	0	0	0	0	3
	Team					1	4	5			1				200
	Totals		21-67	6-24	5-8	6	21	27	23	53	10	14	1	11	200
	FG 1st Half:	8-32	25.0%	2nd half:	13-35	37.1%	Game:	21-67	31.3%						Deadball
	3FG 1st Half:	3-12	25.0%	2nd half:	1-12	25.0%	Game:	6-24	25.0%						Rebounds
	FT 1st Half:	4-5	80.0%	2nd half:	1-3	33.3%	Game:	5-8	62.5%						1

# 2019-20 BOX SCORES

## GAME 5 • NOV. 24, 2019 • PARADISE JAM • SEMIFINALS --/RV CINCINNATI (84) VS. BOWLING GREEN (91) OT SPORTS AND FITNESS CENTER (ST. THOMAS, VIRGIN ISLANDS)

### Cincinnati 84 • 3-2

#	Player		Total		3-Ptr		Rebounds			PF	TP	A	TO	Blk	Stl	Min
			FG-FGA	FG-FGA	FT-FTA	Off	Def	Tot								
34	CUMBERLAND, Jarron	f	4-9	1-4	2-6	1	3	4	2	11	1	4	0	1	27	
33	VOGT, Chris	c	3-5	0-0	4-8	0	7	7	4	10	1	1	1	1	33	
00	McNEAL, Chris	g	3-11	1-5	10-21	2	5	7	4	17	4	3	1	0	38	
02	WILLIAMS, Keith	g	2-8	0-1	0-0	0	2	2	5	4	1	2	1	1	22	
13	SCOTT, Tre	g	1-2	0-1	6-8	1	10	11	4	8	1	2	1	1	27	
01	DAVENPORT, Jeremiah	g	1-3	0-0	5-6	3	3	6	4	7	0	2	0	0	16	
03	ADAMS-WOODS, Mika	g	0-1	0-0	0-0	0	0	0	0	0	0	0	0	0	4	
05	MOORE, Trevor	g	1-2	1-1	0-0	0	1	1	2	3	0	1	0	0	4	
20	DIARRA, Mamoudou	g	0-1	0-0	0-0	1	2	3	1	0	1	0	0	1	10	
21	CUMBERLAND, Jaevin	g	6-15	6-14	3-4	0	2	2	2	21	2	2	0	0	34	
23	HARVEY, Zach	g	1-2	0-0	1-2	0	0	0	0	3	0	1	0	0	10	
Team							1	0	1							
Totals			22-59	9-26	31-55	9	35	44	28	84	11	18	4	5	225	

FG % 1st Half: 12-26 46.2% 2nd half: 8-29 27.6% OT: 2-4 50.0% Game: 22-59 37.3% Deadball Rebounds 12  
3FG % 1st Half: 6-12 50.0% 2nd half: 2-11 18.2% OT: 1-3 33.3% Game: 9-26 34.6%  
FT % 1st Half: 11-19 57.9% 2nd half: 13-22 59.1% OT: 7-14 50.0% Game: 31-55 56.4%

### Bowling Green 91 • 5-1

#	Player		Total		3-Ptr		Rebounds			PF	TP	A TO Blk Stl				Min
			FG-FGA	FG-FGA	FG-FGA	FT-FTA	Off	Def	Tot			Off	Def	Tot		
25	PLOWDEN, Daeqwon	f	6-12	1-4	5-5	2	3	5	4	18	0	1	1	1	38	
01	TURNER, Justin	g	3-11	0-5	4-5	0	2	2	1	10	3	1	0	2	20	
02	MATTOSS, Taylor	g	3-5	0-0	0-1	2	3	5	5	6	0	1	1	0	14	
03	FIELDS, Caleb	g	4-10	1-3	1-3	2	1	3	5	10	1	1	0	0	29	
05	FRYE, Dylan	g	8-21	3-9	9-10	0	9	9	3	28	6	3	0	1	36	
00	LASTER, Michael	g	0-2	0-0	2-4	0	10	10	3	2	4	4	0	2	25	
04	ZEIGLER, Davin	g	0-0	0-0	0-0	0	3	3	2	0	0	0	0	0	8	
11	DIGGS, Trey	g	3-6	2-5	2-2	1	1	2	1	10	1	1	0	0	22	
21	KULACKOVSKIS, Matiss	g	0-0	0-0	0-0	0	0	0	1	0	0	0	1	1	8	
22	SIERRA, Marlon	g	2-4	1-2	0-0	1	2	3	5	5	0	0	0	0	18	
35	SWINGLE, Dylan	g	1-1	0-0	0-0	0	1	1	5	2	0	0	0	0	7	
Team								2	2	4						
Totals			30-72	8-28	23-30	10	37	47	35	91	15	12	3	7	225	

FG % 1st Half: 10-33 30.3% 2nd half: 15-32 46.9% OT: 5-7 71.4% Game: 30-72 41.7% Deadball Rebounds 4,3  
3FG % 1st Half: 4-16 25.0% 2nd half: 3-10 30.0% OT: 1-2 50.0% Game: 8-28 28.6%  
FT % 1st Half: 5-8 62.5% 2nd half: 10-12 83.3% OT: 8-10 80.0% Game: 23-30 76.7%

Officials: Justin Porterfield, Trey Styons, JW Lucas  
Technical fouls: Cincinnati-None. Bowling Green-SIERRA, Marlon.  
Attendance: 1525  
2019 U.S. Virgin Islands Paradise Jam Men's Basketball Tournament  
PRESENTED BY BASKETBALL TRAVELERS

Score by periods	1st	2nd	OT	Total
Cincinnati	41	31	12	84
Bowling Green	29	43	19	91

Points	In	Off	2nd	Fast	Bench
CIN	29	6	15	12	34
BG	40	11	12	4	19

Last FG - CIN OT-02:09, BG OT-00:29.  
Largest lead - CIN by 13 1st-00:45, BG by 7 OT-00:29.

Score tied - 5 times.  
Lead changed - 3 times.

## GAME 6 • NOV. 25, 2019 • PARADISE JAM • THIRD PLACE VALPARAISO (77) VS. RV/RV CINCINNATI (81) OT SPORTS AND FITNESS CENTER (ST. THOMAS, VIRGIN ISLANDS)

### Valparaiso 77 • 4-3

#	Player		Total			Rebounds			PF	TP	A	TO	Blk	Stl	Min
			FG-FGA	3-Ptr	FT-FTA	Off	Def	Total							
05	CLAY, Donovan	f	1-3	0-2	0-0	1	0	1	2	0	2	0	0	18	
22	McMILLAN, Mileek	f	2-3	0-0	3-3	0	2	2	4	7	0	5	0	15	
00	FREEMAN-LIBERTY, J.	g	13-25	3-6	3-3	4	5	9	4	32	4	3	1	4	40
04	SACKEY, Daniel	g	1-12	0-4	4-5	1	3	4	2	6	5	3	0	2	37
25	ROBINSON, Nick	g	5-11	2-6	0-0	1	2	3	2	12	0	0	3	2	39
02	MORGAN, Zion	g	0-1	0-0	0-0	1	0	1	1	0	1	1	0	0	12
10	GORDON, Eron	g	3-3	1-1	2-2	0	2	2	1	9	0	2	0	3	21
11	FRESE-VILLEN, Emil	g	1-3	0-1	0-0	0	2	2	1	2	1	0	0	1	13
33	KISER, John	g	2-5	1-2	2-2	1	1	2	4	7	0	2	0	0	30
Team						1	2	3							
Totals			28-66	7-22	14-15	10	19	29	20	77	11	18	4	12	225

FG % 1st Half: 12-28 42.9% 2nd half: 13-30 43.3% OT: 3-8 37.5% Game: 28-66 42.4% Deadball Rebounds 1  
3FG % 1st Half: 4-9 44.4% 2nd half: 3-10 30.0% OT: 0-3 0.0% Game: 7-22 31.8%  
FT % 1st Half: 6-6 100.0 2nd half: 7-8 87.5% OT: 1-1 100.0 Game: 14-15 93.3%

### Cincinnati 81 • 4-2

#	Player		Total			Rebounds			PF	TP	A	TO	Blk	Stl	Min	
			FG-FGA	3-Ptr FGA-FGA	FT-FTA	Off	Def	Tot								
13	SCOTT, Tre	f	6-10	0-1	0-0	3	8	11	0	12	0	4	0	3	37	
33	VOGT, Chris	c	9-11	0-0	3-5	1	6	7	3	21	1	4	1	0	33	
00	McNEAL, Chris	g	2-5	1-2	2-2	0	2	2	1	7	1	4	0	0	27	
02	WILLIAMS, Keith	g	6-12	0-2	5-6	1	6	7	4	17	2	2	2	1	36	
21	CUMBERLAND, Jaevin	g	2-7	2-6	0-0	0	1	1	1	6	4	4	0	0	27	
01	DAVENPORT, Jeremiah	g	1-2	0-0	0-0	0	1	1	2	2	1	0	0	1	10	
03	ADAMS-WOODS, Mika	g	4-6	1-2	1-1	0	1	1	2	10	0	2	0	1	18	
05	MOORE, Trevor	g	0-0	0-0	0-0	0	0	0	1	0	0	0	0	0	2	
20	DIARRA, Mamoudou	g	1-3	0-0	1-2	1	1	2	0	3	1	0	0	0	8	
23	HARVEY, Zach	g	0-0	0-0	3-4	0	1	1	3	3	4	2	0	0	27	
Team						2	1	3				1				
Totals			31-56	4-13	15-20	8	28	36	17	81	14	23	3	6	225	

FG % 1st Half: 13-23 56.5% 2nd half: 15-27 55.6% OT: 3-6 50.0% Game: 31-56 55.4% Deadball Rebounds 3  
3FG % 1st Half: 3-7 42.9% 2nd half: 1-4 25.0% OT: 0-2 0.0% Game: 4-13 30.8%  
FT % 1st Half: 1-2 50.0% 2nd half: 9-12 75.0% OT: 5-6 83.3% Game: 15-20 75.0%

Officials: Trey Styons, JW Lucas, Scott Arbogast  
Technical fouls: Valparaiso-None. Cincinnati-None.  
Attendance:  
2019 U.S. Virgin Islands Paradise Jam Men's Basketball Tournament  
PRESENTED BY BASKETBALL TRAVELERS

Score by periods	1st	2nd	OT	Total
Valparaiso	34	36	7	77
Cincinnati	30	40	11	81

Points	In	Off	2nd	Fast	Bench
VAL	34	34	13	12	18
CIN	46	22	11	4	18

Last FG - VAL OT-01:36, CIN OT-00:52.  
Largest lead - VAL by 8 1st-03:45, CIN by 12 2nd-10:12.

Score tied - 6 times.  
Lead changed - 11 times.

## GAME 7 • NOV. 30, 2019 UNLV (65) AT RV/RV CINCINNATI (72) OT FIFTH THIRD ARENA (CINCINNATI, OHIO)

### UNLV 65 • 3-6,0-0 Mountain

#	Player	Total		3-Ptr		Rebounds			PF	TP	A	TO	Blk	Stl	Min
		FG-FGA	FG-FGA	FT-FTA	Off	Def	Tot								
22	Vitaly Shibel	f	1-1	1-1	1-2	2	2	4	3	4	0	1	0	0	19
34	Cheikh Mbacke Diong	f	3-4	0-0	1-2	2	7	9	1	7	1	3	0	0	36
03	Amauri Hardy	g	4-24	4-17	1-2	1	6	7	4	13	4	4	0	1	41
13	Bryce Hamilton	g	2-9	0-1	3-4	1	4	5	3	7	1	3	0	0	36
55	Elijah Mitrou-Long	g	9-19	5-9	6-6	0	4	4	3	29	3	1	1	1	44
02	Donnie Tillman	g	0-5	0-4	2-2	2	5	7	4	2	2	3	0	0	22
15	Cheickna Dembele	g	0-0	0-0	0-0	0	3	3	2	0	0	0	0	0	7
20	Nick Blair	g	1-1	0-0	1-2	1	0	1	1	3	0	0	0	1	19
31	Marvin Coleman	g	0-0	0-0	0-0	0	0	0	1	0	0	0	0	0	1
Team							1	2	3			2			
Totals			20-63	10-32	15-20	10	33	43	22	65	11	17	1	3	225

FG % 1st Half: 11-30 36.7% 2nd half: 7-25 28.0% OT: 2-8 25.0% Game: 20-63 31.7% Deadball Rebounds 3  
3FG % 1st Half: 6-16 37.5% 2nd half: 4-13 30.8% OT: 0-3 0.0% Game: 10-32 31.3%  
FT % 1st Half: 5-7 71.4% 2nd half: 9-11 81.8% OT: 1-2 50.0% Game: 15-20 75.0%

### Cincinnati 72 • 5-2,0-0 AAC

#	Player		Total			Rebounds			PF	TP	A	TO	Blk	Stl	Min
			FG-FGA	3-Ptr	FT-FTA	Def	Off	Total							
13	SCOTT, Tre	f	2-5	0-1	0-0	3	6	9	1	4	4	3	0	2	38
33	VOGT, Chris	c	6-10	0-0	2-2	1	4	5	2	14	0	1	3	0	38
00	MCNEAL, Chris	g	0-3	0-2	0-2	0	0	0	0	0	3	1	0	0	13
02	WILLIAMS, Keith	g	6-15	1-2	1-2	3	5	8	1	14	3	0	2	3	34
34	CUMBERLAND, Jarron	g	3-12	2-6	12-17	0	6	6	1	20	5	3	0	1	37
01	DAVENPORT, Jeremiah		1-1	0-0	0-0	0	0	0	0	2	0	0	0	1	7
03	ADAMS-WOODS, Mika		4-6	2-4	0-1	0	5	5	4	10	1	0	0	1	29
05	MURRE, Trevor		0-1	0-0	0-0	0	2	2	1	0	0	0	0	0	3
06	DIARRA, Mamoudou		1-1	0-0	1-1	0	1	2	0	0	1	0	1	0	1
21	CUMBERLAND, Jaevin		1-5	0-3	3-4	0	1	1	5	1	1	0	1	0	12
23	HARVEY, Zach		0-2	0-0	0-0	0	0	0	1	0	1	1	0	0	8
	Team					0	4	4				1			
	Totals		24-61	5-19	19-29	7	34	41	14	72	18	12	7	7	225

# 2019-20 BOX SCORES

## GAME 9 • DEC. 7, 2019 • SKYLINE CHILI CROSSTOWN SHOOTOUT CINCINNATI (73) AT RV/RV XAVIER (66) CINTAS CENTER (CINCINNATI, OHIO)

### Cincinnati 66 • 6-3,0-0 AAC

#	Player		Total	3-Ptr	Rebounds										
			FG-FGA	FG-FGA	FT-FTA	Off	Def	Tot	PF	TP	A	To	Blk	Stl	Min
13	SCOTT, Tre	f	1-7	0-1	0-0	2	4	6	4	2	0	2	3	3	35
33	VOGT, Chris	c	5-8	0-0	0-1	4	4	8	4	10	0	0	2	0	29
00	McNEAL, Chris	g	1-2	0-1	0-0	0	1	1	0	2	1	2	0	0	16
02	WILLIAMS, Keith	g	6-14	1-4	2-4	3	6	9	5	15	1	2	0	1	33
34	CUMBERLAND, Jarron	g	4-14	1-8	2-2	2	3	5	4	11	4	4	0	0	31
01	DAVENPORT, Jeremiah	g	0-0	0-0	0-0	0	0	0	0	0	0	0	0	0	4
03	ADAMS-WOODS, Mika	g	4-4	2-2	0-0	0	3	3	1	10	0	2	0	0	21
20	DIARRA, Mamoudou	g	1-1	0-0	0-2	2	4	6	1	2	0	2	0	0	7
21	CUMBERLAND, Jaevin	g	2-10	2-8	8-10	0	3	3	3	14	3	1	0	1	24
	Team					0	0	0					2		
	Totals		24-60	6-24	12-19	13	28	41	22	66	9	17	5	5	200

FG % 1st Half: 11-28 39.3% 2nd half: 13-32 40.6% Game: 24-60 40.0%  
 3FG % 1st Half: 3-11 27.3% 2nd half: 3-13 23.1% Game: 6-24 25.0%  
 FT % 1st Half: 4-7 57.1% 2nd half: 8-12 66.7% Game: 12-19 63.2%

Deadball  
Rebounds  
1

### Xavier 73 • 9-1,0-0 Big East

#	Player		Total		3-Ptr		Rebounds			PF	TP	A TO Blk Stl				Min			
			FG-FGA	FG-FGA	FT-FTA	Off	Def	Tot	A			TO	Blk	Stl					
04	Tyrique Jones	f	4	10	0	0	2	3	6	9	3	10	1	3	1	0	22		
13	Naji Marshall	f	12	22	4	11	3	4	0	8	8	3	31	3	3	1	5	39	
25	Jason Carter	f	1	4	0	1	3	4	2	1	3	1	5	4	0	0	0	27	
01	Paul Scruggs	g	3	7	1	2	0	0	3	3	3	7	1	2	1	1	26		
03	Quentin Goodin	g	2	7	0	3	2	2	0	4	3	6	8	2	1	0	2	37	
11	Bryce Moore	g	2	3	1	1	0	0	1	1	3	5	0	1	0	0	0	22	
12	Dontarius James	g	0	0	0	0	0	0	0	0	0	0	0	0	0	0	0	0+	
24	KyKy Tandy	g	0	2	0	1	0	0	1	1	0	0	0	0	0	0	0	7	
32	Zach Freemantle	g	4	5	0	0	1	1	3	4	2	9	0	0	0	0	0	20	
Team								1	2	3									
Totals				28-60		6-19		11-15		7	29	36	17	73	17	11	3	8	200

FG % 1st Half: 13-31 41.9% 2nd half: 15-29 51.7% Game: 28-60 46.7%  
 3FG % 1st Half: 5-12 41.7% 2nd half: 1-7 14.3% Game: 6-19 31.6%  
 FT % 1st Half: 1-1 100.0 2nd half: 10-14 71.4% Game: 11-15 73.3%

Deadball  
Rebounds  
1

Officials: Clarence Armstrong, Mike Roberts, Pat Driscoll  
 Technical fouls: Cincinnati-WILLIAMS, Keith. Xavier-Tyrique Jones.  
 Attendance: 10811

Score by periods	1st	2nd	Total
Cincinnati	29	37	66
Xavier	32	41	73

Points	In Paint	Off T/O	2nd Chance	Fast Break	Bench
CIN	32	8	11	16	26
XU	30	21	8	16	14

Last FG - CIN 2nd-00:09, XU 2nd-00:48.  
 Largest lead - CIN by 4 1st-10:21, XU by 16 2nd-11:55.

Score tied - 3 times.  
 Lead changed - 9 times.

## GAME 10 • DEC. 14, 2019 COLGATE (67) AT CINCINNATI (66) FIFTH THIRD ARENA (CINCINNATI, OHIO)

### Colgate 67 • 8-4,0-0 Patriot

#	Player		Total		3-Ptr		Rebounds			PF	TP	A	TO	Blk	Stl	Min
			FG-FGA	FG-FGA	FT-FTA	Off	Def	Tot								
10	Will Rayman	f	2-8	1-5	2-2	4	2	6	4	7	1	0	1	0	32	
25	Rapalos Ivanauskas	f	10-17	1-5	0-0	1	8	9	3	21	0	4	1	0	34	
00	Nelly Cummings	g	5-8	1-2	3-4	0	1	1	1	14	2	2	0	0	31	
01	Jordan Burns	g	2-9	2-5	0-0	1	2	3	3	6	2	3	0	0	33	
15	Tucker Richardson	g	5-11	0-3	1-2	1	1	2	2	11	3	2	0	0	38	
13	Jack Ferguson	g	2-4	2-4	0-0	0	1	1	0	6	0	1	0	0	18	
14	Keegan Records	g	1-1	0-0	0-0	1	1	2	2	2	0	0	0	0	14	
Team						2	3	5								
Totals			27-58	7-24	6-8	10	19	29	15	67	8	12	2	5	200	

FG % 1st Half: 8-28 28.6% 2nd half: 19-30 63.3% Game: 27-58 46.6%  
 3FG % 1st Half: 5-14 35.7% 2nd half: 2-10 20.0% Game: 7-24 29.2%  
 FT % 1st Half: 4-4 100.0 2nd half: 2-4 50.0% Game: 6-8 75.0%

Deadball  
Rebounds  
0

### Cincinnati 66 • 6-4,0-0 AAC

#	Player		Total		3-Ptr		Rebounds			PF	TP	A TO Blk Stl			Min
			FG-FGA	FG-FGA	FT-FTA	Off	Def	Tot	A			TO	Blk	Stl	
13	SCOTT, Tre	f	3-4	0-0	0-1	1	5	6	2	6	2	2	0	0	27
33	VOGT, Chris	c	7-8	0-0	2-4	5	2	7	2	16	0	3	0	0	26
00	McNEAL, Chris	g	0-0	0-0	0-0	0	0	0	0	0	2	0	1	0	16
02	WILLIAMS, Keith	g	6-12	0-3	3-3	3	4	7	1	15	1	4	3	4	32
34	CUMBERLAND, Jarron	g	2-8	1-4	3-3	1	5	6	2	8	4	3	1	1	30
01	DAVENPORT, Jeremiah		0-2	0-1	0-0	0	0	0	0	0	0	1	0	0	7
03	ADAMS-WOODS, Mika		2-5	2-4	2-2	0	1	1	2	8	0	1	0	0	24
21	CUMBERLAND, Jaevin		5-9	2-6	1-4	0	2	2	2	13	0	1	0	0	24
23	HARVEY, Zach		0-2	0-1	0-0	0	0	0	0	0	0	1	1	0	3
35	SOROLLA, Jaume		0-2	0-0	0-0	0	3	3	0	0	2	0	0	0	11
	Team					0	1	1							
Totals			25-52	5-19	11-17	10	23	33	11	66	11	16	6	5	200

FG % 1st Half: 11-24 45.8% 2nd half: 14-28 50.0% Game: 25-52 48.1%  
 3FG % 1st Half: 4-10 40.0% 2nd half: 1-9 11.1% Game: 5-19 26.3%  
 FT % 1st Half: 6-7 85.7% 2nd half: 5-10 50.0% Game: 11-17 64.7%

Deadball  
Rebounds  
4

Officials: Sean Casady, Owen Shortt, Todd Austin  
 Technical fouls: Colgate-None. Cincinnati-None.  
 Attendance: 10416

Score by periods	1st	2nd	Total
Colgate	25	42	67
Cincinnati	32	34	66

Points	In Paint	Off T/O	2nd Chance	Fast Break	Bench
COLG	30	24	15	6	8
CIN	30	9	15	4	21

Last FG - COLG 2nd-00:08, CIN 2nd-01:27.  
 Largest lead - COLG by 6 1st-05:48, CIN by 7 1st-00:05.

Score tied - 4 times.  
 Lead changed - 8 times.

## GAME 11 • DEC. 18, 2019 21/21 TENNESSEE (66) AT CINCINNATI (78) FIFTH THIRD ARENA (CINCINNATI, OHIO)

### Tennessee 66 • 7-3,0-0 SEC

#	Player	Total			3-Ptr			Rebounds			PF	TP	A TO Blk Stl			Min
		FG-FGA	FG-FGA	FT-FTA	FT-FTA	Off	Def	Tot	A	TO			Blk	Stl		
10	John Fulkerson	f	6-8	0-0	2-2	1	1	2	3	14	1	3	1	4	33	
01	Lamonte Turner	g	3-8	0-1	6-6	0	1	1	2	12	3	4	0	1	28	
05	Joshiah-Jordan James	g	3-8	1-5	1-1	0	4	4	5	8	2	1	0	1	33	
23	Jordan Bowden	g	4-12	1-5	4-4	0	2	2	2	13	6	1	1	0	37	
35	Yves Pons	g	5-9	1-3	0-0	1	3	4	4	11	0	1	1	0	34	
00	Davonte Gaines	g	0-2	0-1	4-4	2	3	5	1	4	1	0	1	0	17	
03	Drew Pember	g	1-2	0-0	0-0	1	0	1	0	2	0	1	0	0	4	
13	Jalen Johnson	g	0-1	0-0	0-0	0	0	0	0	0	0	0	0	0	4	
21	Oliver Nkamhoua	g	1-1	0-0	0-0	1	1	2	1	2	0	1	0	1	10	
Team						1	1	2								
Totals			23-51	3-15	17-17	6	15	21	18	66	13	14	4	10	200	

FG % 1st Half: 13-25 52.0% 2nd half: 10-26 38.5% Game: 23-51 45.1%  
 3FG % 1st Half: 1-3 33.3% 2nd half: 2-12 16.7% Game: 3-15 20.0%  
 FT % 1st Half: 7-7 100.0 2nd half: 10-10 100.0 Game: 17-17 100.0

Deadball  
Rebounds  
0

### Cincinnati 78 • 7-4,0-0 AAC

#	Player		Total			3-Ptr			Rebounds			PF	TP	A TO Blk Stl				Min
			FG-FGA	FG-FGA	FT-FTA	FT-FTA	Off	Def	Tot	A	TO			Blk	Stl			
13	SCOTT, Tre	f	7-11	1-2	0-0	3	4	7	1	15	1	1	0	0	0	38		
33	VOGT, Chris	c	5-8	0-0	1-1	1	3	4	4	11	2	1	1	0	21			
02	WILLIAMS, Keith	g	4-9	0-1	3-6	2	3	5	2	11	3	4	1	0	32			
03	ADAMS-WOODS, Mika	g	3-6	1-3	4-4	0	3	3	1	11	4	0	0	0	31			
34	CUMBERLAND, Jarron	g	4-9	1-5	1-1	0	2	2	5	10	4	6	0	2	22			
00	McNEAL, Chris	g	0-1	0-1	0-0	0	1	1	2	0	0	1	0	0	12			
21	CUMBERLAND, Jaevin	g	4-7	2-3	1-2	0	2	2	0	11	2	1	0	0	25			
35	SOROLLA, Jaume	g	4-4	0-0	1-2	2	2	4	1	9	1	1	0	0	19			
Team						3	1	4										
Totals			31-55	5-15	11-16	11	21	32	16	78	17	15	2	2	200			
FG % 1st Half: 16.2% 64.0% 2nd half: 15.3% 50.0% Game: 31.5% 56.4%																		
Deadball																		

FG % 1st Half: 16-25 64.0% 2nd half: 15-30 50.0% Game: 31-55 56.4%  
 3FG % 1st Half: 4-8 50.0% 2nd half: 1-7 14.3% Game: 5-15 33.3%  
 FT % 1st Half: 2-2 100.0 2nd half: 9-14 64.3% Game: 11-16 68.8%

Deadball  
Rebounds  
3,1

Officials: Steven Anderson, Ted Valentine, Doug Simmons  
 Technical fouls: Tennessee-Lamonte Turner. Cincinnati-None.  
 Attendance: 12012

Score by periods	1st	2nd	Total
Tennessee	34	32	66
Cincinnati	38	40	78

Points	In Paint	Off T/O	2nd Chance	Fast Break	Bench
UT	30	18	8	13	8
CIN	46	15	5	10	20

# 2019-20 BOX SCORES

## GAME 13 • JAN. 1, 2020 UConn (51) AT CINCINNATI (67) FIFTH THIRD ARENA (CINCINNATI, OHIO)

### UConn 51 • 9-4,0-1 AAC

#	Player	Total		3-Ptr		Rebounds			PF	TP	A	TO	Blk	Stl	Min
		FG-FGA	FG-FGA	FT-FTA	Off Def Tot	PF	TP	A TO Blk Stl							
12	Tyler Pooley	f	0-4	0-3	0-0	0	1	1	0	0	0	0	0	1	16
23	Akok Akok	f	3-5	0-1	2-2	3	6	9	1	8	1	3	4	1	33
25	Josh Carlton	f	1-6	0-0	0-1	5	1	6	3	2	0	0	3	1	20
01	Christian Vital	g	3-10	1-4	1-2	0	3	3	4	8	3	0	0	3	28
02	Alterique Gilbert	g	3-9	1-3	0-0	0	2	2	1	7	2	3	0	1	25
00	Jalen Gaffney	g	1-4	0-3	3-4	0	1	1	2	5	1	2	0	0	17
02	James Bouknight	g	3-8	0-1	4-4	1	2	3	3	10	1	3	1	0	23
02	Isaiah Whaley	g	0-2	0-0	0-0	1	5	6	3	0	0	0	4	0	20
10	Brendan Adams	g	4-8	2-4	1-1	0	1	1	2	11	1	3	1	0	18
Team					1	1	2				2				
Totals		18-56	4-19	11-14	11	23	34	19	51	9	16	13	7	200	

FG % 1st Half: 7-27 25.9% 2nd half: 11-29 37.9% Game: 18-56 32.1%  
3FG % 1st Half: 3-9 33.3% 2nd half: 1-10 10.0% Game: 4-19 21.1%  
FT % 1st Half: 2-3 66.7% 2nd half: 9-11 81.8% Game: 11-14 78.6%

Deadball  
Rebounds  
2,3

### Cincinnati 67 • 8-5,1-0 AAC

#	Player	Total		3-Ptr		Rebounds			PF	TP	A	TO	Blk	Stl	Min
		FG-FGA	FG-FGA	FT-FTA	Off Def Tot	PF	TP	A TO Blk Stl							
13	SCOTT, Tre	f	5-5	0-0	0-3	3	10	13	2	10	3	2	1	3	35
33	VOGT, Chris	c	8-10	0-0	3-5	1	4	5	4	19	0	3	2	0	28
02	WILLIAMS, Keith	g	1-6	0-0	2-2	2	2	4	3	4	2	2	0	0	17
03	ADAMS-WOODS, Mika	g	1-3	1-2	1-2	0	3	3	2	4	5	2	0	0	27
34	CUMBERLAND, Jarron	g	5-10	1-2	4-6	1	1	2	0	15	5	1	0	2	34
00	McNEAL, Chris	g	1-6	0-2	0-0	0	1	1	0	2	0	0	0	1	17
20	DIARRA, Mamoudou	g	2-4	0-0	1-1	2	0	2	2	5	0	1	0	0	5
21	CUMBERLAND, Jaevin	g	1-5	0-2	1-2	1	2	3	1	3	1	2	0	0	22
23	HARVEY, Zach	g	0-2	0-1	0-0	1	1	2	1	0	0	0	0	1	3
35	SOROLLA, Jaume	g	2-5	0-0	1-3	0	2	2	2	5	0	0	0	0	12
Team					1	2	3								
Totals		26-56	2-9	13-24	12	28	40	17	67	16	13	3	7	200	

FG % 1st Half: 15-30 50.0% 2nd half: 11-26 42.3% Game: 26-56 46.4%  
3FG % 1st Half: 1-5 20.0% 2nd half: 1-4 25.0% Game: 2-9 22.2%  
FT % 1st Half: 4-9 44.4% 2nd half: 9-15 60.0% Game: 13-24 54.2%

Deadball  
Rebounds  
3

Officials: Keith Kimble,Ron Groover,Doug Shows  
Technical fouls: UConn-None. Cincinnati-None.  
Attendance: 10833

Score by periods	1st	2nd	Total
UConn	19	32	51
Cincinnati	35	32	67

Points	In	Off	2nd	Fast	Bench
UConn	26	14	10	15	26
CIN	42	8	9	9	15

Last FG - UConn 2nd-00:49, CIN 2nd-00:27.  
Largest lead - UConn None, CIN by 23 2nd-07:51.

Score tied - 0 times.  
Lead changed - 0 times.

## GAME 14 • JAN. 4, 2020 TULANE (76) AT CINCINNATI (71) FOGELMAN IN DEVLIN (NEW ORLEANS, LA.)

### Cincinnati 71 • 8-6,1-1 AAC

#	Player	Total		3-Ptr		Rebounds			PF	TP	A	TO	Blk	Stl	Min
		FG-FGA	FG-FGA	FT-FTA	Off Def Tot	PF	TP	A TO Blk Stl							
13	SCOTT, Tre	f	1-3	1-2	0-0	0	6	6	0	3	8	2	1	1	29
33	VOGT, Chris	c	9-11	0-0	3-4	1	3	4	4	21	0	1	2	1	30
02	WILLIAMS, Keith	g	6-13	2-4	4-4	3	3	6	5	18	0	3	1	1	34
03	ADAMS-WOODS, Mika	g	1-4	0-3	0-0	0	1	1	5	2	0	1	0	0	14
34	CUMBERLAND, Jarron	g	4-8	1-3	1-1	3	3	6	3	10	6	4	0	1	33
00	McNEAL, Chris	g	0-2	0-1	0-0	0	5	5	2	0	2	2	0	0	14
01	DAVENPORT, Jeremiah	g	1-2	1-2	0-0	0	0	0	1	3	0	0	0	0	4
20	DIARRA, Mamoudou	g	1-1	0-0	4-4	4	0	4	1	6	1	1	0	0	12
21	CUMBERLAND, Jaevin	g	3-14	2-12	0-0	1	1	2	1	8	1	2	0	2	27
35	SOROLLA, Jaume	g	0-0	0-0	0-0	0	0	0	0	0	0	0	0	0	3
Team					0	1	1				1				
Totals		26-58	7-27	12-13	12	23	35	22	71	18	17	4	6	200	

FG % 1st Half: 14-33 42.4% 2nd half: 12-25 48.0% Game: 26-58 44.8%  
3FG % 1st Half: 4-15 26.7% 2nd half: 3-12 25.0% Game: 7-27 25.9%  
FT % 1st Half: 7-7 100.0 2nd half: 5-6 83.3% Game: 12-13 92.3%

Deadball  
Rebounds  
1

### Tulane 76 • 9-5,1-1 AAC

#	Player	Total		3-Ptr		Rebounds			PF	TP	A	TO	Blk	Stl	Min
		FG-FGA	FG-FGA	FT-FTA	Off Def Tot	PF	TP	A TO Blk Stl							
01	K.J. Lawson	f	0-7	0-0	5-6	2	6	8	0	5	3	0	0	0	39
12	Kevin Zhang	f	5-7	5-5	0-0	0	1	1	4	15	0	2	1	2	32
02	Jordan Walker	g	1-2	1-1	0-0	1	3	4	2	3	0	3	0	1	20
05	Teshaun Hightower	g	8-20	1-6	5-6	4	1	5	1	22	2	1	0	1	38
25	Christian Thompson	g	4-9	1-3	11-12	3	6	9	2	20	2	2	1	2	38
04	Nobal Days	g	2-2	0-0	0-0	0	0	0	4	4	0	1	1	0	9
14	Nic Thomas	g	2-6	0-0	3-3	0	1	1	1	7	1	0	0	0	24
Team					0	1	1				1				
Totals		22-53	8-15	24-27	10	19	29	14	76	8	10	3	6	200	

FG % 1st Half: 10-26 38.5% 2nd half: 12-27 44.4% Game: 22-53 41.5%  
3FG % 1st Half: 6-10 60.0% 2nd half: 2-5 40.0% Game: 8-15 53.3%  
FT % 1st Half: 6-6 100.0 2nd half: 18-21 85.7% Game: 24-27 88.9%

Deadball  
Rebounds  
1,1

Officials: R.B. Clyburn,Jose Carrion,Mike Nance  
Technical fouls: Cincinnati-None. Tulane-None.  
Attendance: 2513

Score by periods	1st	2nd	Total
Cincinnati	39	32	71
Tulane	32	44	76

Points	In	Off	2nd	Fast	Bench
CIN	36	6	12	12	17
TULANE	26	20	12	5	11

Last FG - CIN 2nd-00:11, TULANE 2nd-02:08.  
Largest lead - CIN by 11 1st-04:39, TULANE by 6 2nd-00:17.

Score tied - 14 times.  
Lead changed - 10 times.

## GAME 15 • JAN. 8, 2020 TULSA (44) AT CINCINNATI (75) FIFTH THIRD ARENA (CINCINNATI, OHIO)

### Tulsa 44 • 9-6,1-1 AAC

#	Player	Total		3-Ptr		Rebounds			PF	TP	A	TO	Blk	Stl	Min
		FG-FGA	FG-FGA	FT-FTA	Off Def Tot	PF	TP	A TO Blk Stl							
41	Jeriah Horne	f	4-14	0-5	0-1	0	6	6	1	8	0	2	0	2	29
12	Emmanuel Ugboho	c	2-3	0-0	1-1	2	1	3	2	5	0	2	0	0	20
00	Brandon Rachal	g	3-12	0-5	2-2	1	3	4	1	8	1	3	1	3	27
03	Elijah Joiner	g	3-7	0-2	1-2	1	2	3	2	7	2	2	0	0	26
05	Lawson Korita	g	0-4	0-2	0-0	0	0	0	3	0	1	0	0	0	21
01	Martins Igbanu	g	4-5	0-0	1-2	2	1	3	1	9	0	1	0	0	20
04	Isaiah Hill	g	0-3	0-1	0-0	0	2	2	1	0	1	3	0	0	17
11	Darien Jackson	g	2-6	0-0	0-2	1	2	3	1	4	1	0	1	1	21
15	Josh Earley	g	0-0	0-0	1-2	0	0	0	0	1	1	0	0	0	4
22	Reggie Jones	g	1-5	0-2	0-0	1	2	3	1	2	2	1	0	2	15
Team					2	0	2				1				
Totals		19-59	0-17	6-12	10	19	29	13	44	9	15	2	8	200	

FG % 1st Half: 10-29 34.5% 2nd half: 9-30 30.0% Game: 19-59 32.2%  
3FG % 1st Half: 0-6 0.0% 2nd half: 0-11 0.0% Game: 0-17 0.0%  
FT % 1st Half: 2-3 66.7% 2nd half: 4-9 44.4% Game: 6-12 50.0%

Deadball  
Rebounds  
2,2

### Cincinnati 75 • 9-6,2-1 AAC

#	Player		Total	3-Ptr		Rebounds									
			FG-FGA	FG-FGA	FT-FTA	Off	Def	Tot	PF	TP	A	TO	Blk	Stl	Min
13	SCOTT, Tre	f	5-8	0-1	0-4	2	7	9	3	10	2	3	1	4	28
33	VOGT, Chris	c	6-6	0-0	0-0	6	5	11	2	12	1	4	2	0	29
02	WILLIAMS, Keith	g	3-11	2-5	1-2	1	4	5	0	9	2	0	0	2	30
03	ADAMS-WOODS, Mika	g	0-1	0-1	0-0	0	1	1	4	0	0	1	0	0	13
34	CUMBERLAND, Jarron	g	7-13	4-6	4-4	1	6	7	3	22	8	5	0	1	27
00	McNEAL, Chris	g	1-5	0-2	0-0	1	0	1	2	2	2	1	0	0	18
01	DAVENPORT, Jeremiah	g	0-2	0-2	0-0	0	0	0	0	0	0	1	0	0	10
20	DIARRA, Mamoudou	g	1-2	0-0	0-0	0	5	5	1	2	1	0	1	1	10
21	CUMBERLAND, Jarron	g	6-11	4-9	0-0	0	3	3	1	16	2	1	1	0	23
23	HARVEY, Zach	g	0-0	0-0	0-1	0	1	1	1	0	0	0	0	0	3
35	SOROLLA, Jaume	g	1-3	0-0	0-0	0	1	1	0	2	0	1	1	0	11

## 2019-20 BOX SCORES

### GAME 17 • JAN. 16, 2020 CINCINNATI (49) AT 22/22 MEMPHIS (60) FEDEXFORUM (MEMPHIS< TENN.)

#### Cincinnati 49 • 10-7,3-2 AAC

#	Player	Total		3-Ptr	FT-FTA	Rebounds			PF	TP	A	TO	Blk	Stl	Min
		FG-FGA	FG-FGA			Off	Def	Tot							
13	SCOTT, Tre	f	2-13	0-2	0-2	3	4	7	0	4	1	3	1	3	35
33	VOGT, Chris	c	4-9	0-0	1-2	5	2	7	1	9	1	2	1	0	34
02	WILLIAMS, Keith	g	4-14	2-3	2-2	3	5	8	4	12	2	0	1	1	32
03	ADAMS-WOODS, Mika	g	1-4	0-3	0-0	0	1	1	3	2	2	2	0	2	20
34	CUMBERLAND, Jarron	g	6-14	3-6	4-6	1	3	4	2	19	2	6	1	0	37
00	McNEAL, Chris		0-0	0-0	0-0	1	4	5	2	0	2	1	0	0	13
20	DIARRA, Mamoudou		0-1	0-0	0-0	0	1	1	0	0	0	0	0	0	5
21	CUMBERLAND, Jaevin		1-5	1-3	0-0	0	0	0	0	3	0	1	0	0	18
35	SOROLLA, Jaume		0-0	0-0	0-0	0	0	0	1	0	0	1	0	1	6
Team						3	2	5							
Totals			18-60	6-17	7-12	16	22	38	13	49	10	16	4	7	200

FG % 1st Half: 8-31 25.8% 2nd half: 10-29 34.5% Game: 18-60 30.0% Deadball  
3FG % 1st Half: 2-9 22.2% 2nd half: 4-8 50.0% Game: 6-17 35.3% Rebounds  
FT % 1st Half: 2-4 50.0% 2nd half: 5-8 62.5% Game: 7-12 58.3% 2,1

#### Memphis 60 • 14-3,3-1 AAC

#	Player	Total		3-Ptr	FT-FTA	Rebounds			PF	TP	A	TO	Blk	Stl	Min
		FG-FGA	FG-FGA			Off	Def	Tot							
00	D.J. Jeffries	f	6-13	4-10	2-2	2	2	4	2	18	1	0	1	0	34
55	Precious Achiuwa	f	5-11	0-1	2-2	3	8	11	2	12	2	3	2	1	32
23	Malcolm Dandridge	c	1-2	0-0	1-4	0	7	7	1	3	4	2	3	4	27
02	Alex Lomax	g	2-3	0-0	0-0	0	0	0	2	4	5	5	0	1	24
11	Lester Quinones	g	3-3	3-3	4-4	0	2	2	3	13	0	1	0	1	21
01	Tyler Harris		1-5	0-4	0-0	0	2	2	1	2	0	2	0	0	16
05	Boogie Ellis		0-3	0-2	0-0	0	2	2	1	0	0	0	0	0	9
10	Damon Baugh		0-3	0-1	0-0	1	3	4	0	0	2	2	0	0	15
14	Isaiah Maurice		2-6	1-3	0-0	0	2	2	1	5	0	2	2	0	11
15	Lance Thomas		0-0	0-0	0-0	0	1	1	0	0	0	0	0	1	6
25	Jayden Hardaway		1-2	1-1	0-0	0	0	0	0	3	0	0	0	0	5
Team						1	0	1							
Totals			21-51	9-25	9-12	7	29	36	13	60	14	17	8	8	200

FG % 1st Half: 11-26 42.3% 2nd half: 10-25 40.0% Game: 21-51 41.2% Deadball  
3FG % 1st Half: 6-15 40.0% 2nd half: 3-10 30.0% Game: 9-25 36.0% Rebounds  
FT % 1st Half: 3-4 75.0% 2nd half: 6-8 75.0% Game: 9-12 75.0% 3

Officials: Chuck Jones,Ron Groover,Terry Oglesby  
Technical fouls: Cincinnati-TEAM. Memphis-None.  
Attendance: 16079

Score by periods	1st	2nd	Total
Cincinnati	20	29	49
Memphis	31	29	60

Last FG - CIN 2nd-00:10, MEM 2nd-00:58.  
Largest lead - CIN by 1 2nd-12:37, MEM by 15 2nd-18:52.

	In	Off	2nd	Fast	Bench
Points	Paint	T/O	Chance	Break	
CIN	24	14	9	10	3
MEM	22	19	6	7	10

Score tied - 1 time.  
Lead changed - 2 times.

### GAME 18 • JAN. 19, 2020 ECU AT CINCINNATI FIFTH THIRD ARENA (CINCINNATI, OHIO)

### GAME 19 • JAN. 22, 2020 CINCINNATI AT TEMPLE LIACOURAS CENTER (PHILADELPHIA, PA.)

### GAME 20 • JAN. 28, 2020 SMU AT CINCINNATI FIFTH THIRD ARENA (CINCINNATI, OHIO)





**2019-20 Cincinnati Basketball**  
**Cincinnati Combined Team Statistics (as of Jan 16, 2020)**  
**All games**



<b>RECORD:</b>	<b>OVERALL</b>	<b>HOME</b>	<b>AWAY</b>	<b>NEUTRAL</b>
ALL GAMES	10-7	7-1	1-4	2-2
CONFERENCE	3-2	2-0	1-2	0-0
NON-CONFERENCE	7-5	5-1	0-2	2-2

			Total				3-Point		F-Throw		Rebounds															
##	Player	gp-gs	min	avg	fg-fga	fg%	3fg-fga	3fg%	ft-fa	ft%	off	def	tot	avg	pf	dq	a	to	blk	stl	pts	avg				
33	VOGT, Chris	16-16	445	27.8	91-129	.705	0-0	.000	34-54	.630	43	62	105	6.6	48	1	12	28	23	3	216	13.5				
34	CUMBERLAND, Jarron	14-14	412	29.4	58-146	.397	21-67	.313	49-70	.700	10	40	50	3.6	33	1	55	44	3	14	186	13.3				
02	WILLIAMS, Keith	16-16	457	28.6	67-163	.411	15-40	.375	49-62	.790	25	53	78	4.9	40	4	28	30	14	18	198	12.4				
21	CUMBERLAND, Jaevi	16-2	367	22.9	52-135	.385	37-104	.356	25-36	.694	3	24	27	1.7	24	0	27	22	2	9	166	10.4				
13	SCOTT, Tre	16-16	498	31.1	60-122	.492	4-20	.200	17-28	.607	43	103	146	9.1	33	0	35	33	12	25	141	8.8				
03	ADAMS-WOODS, Mik	15-6	281	18.7	26-51	.510	13-28	.464	16-19	.842	0	34	34	2.3	31	1	22	18	1	6	81	5.4				
00	McNEAL, Chris	16-10	344	21.5	23-81	.284	6-44	.136	16-35	.457	6	31	37	2.3	24	0	32	22	2	14	68	4.3				
35	SOROLLA, Jaume	10-0	124	12.4	16-28	.571	0-0	.000	5-9	.556	8	21	29	2.9	12	0	8	5	2	1	37	3.7				
20	DIARRA, Mamoudou	14-0	119	8.5	12-24	.500	0-0	.000	7-10	.700	14	27	41	2.9	20	0	5	10	4	5	31	2.2				
01	DAVENPORT, Jeremia	12-0	91	7.6	6-20	.300	2-9	.222	9-12	.750	6	10	16	1.3	15	0	1	7	0	3	23	1.9				
23	HARVEY, Zach	13-0	95	7.3	4-15	.267	0-3	.000	7-14	.500	2	6	8	0.6	12	0	8	6	3	2	15	1.2				
05	MOORE, Trevor	6-0	36	6.0	2-8	.250	2-7	.286	0-0	.000	0	9	9	1.5	7	0	3	5	0	1	6	1.0				
31	MARTIN, Sam	2-0	2	1.0	0-0	.000	0-0	.000	0-0	.000	0	0	0	0.0	0	0	0	0	0	0	0	0.0				
32	KOZ, John	2-0	2	1.0	0-0	.000	0-0	.000	0-0	.000	0	0	0	0.0	0	0	0	0	0	0	0	0.0				
45	BANKS, Rob	2-0	2	1.0	0-0	.000	0-0	.000	0-0	.000	0	0	0	0.0	0	0	0	0	0	0	0	0.0				
Team											14	20	34					11								
Total.....		17	3475		435-982	.443	106-339	.313	241-361	.668	190	462	652	38.4	312	7	246	257	70	108	1217	71.6				
Opponents.....		17	3475		392-985	.398	110-351	.313	221-297	.744	163	405	568	33.4	318	-	198	249	64	111	1115	65.6				

<b>TEAM STATISTICS</b>	<b>CIN</b>	<b>OPP</b>	<b>Date</b>	<b>Opponent</b>	<b>Score</b>	<b>Att.</b>
SCORING	1217	1115	11/06/19	at Ohio St.	L 56-64	13845
Points per game	76.1	69.7	11/11/19	DRAKE	W 81-59	10133
Scoring margin	+6.4	-	11/14/19	ALABAMA A&M	W 85-53	9830
FIELD GOALS-ATT	435-982	392-985	11/22/19	vs Illinois State	W 66-65	1924
Field goal pct	.443	.398	11/24/19	vs Bowling Green	Lot 84-91	1525
3 POINT FG-ATT	106-339	110-351	N 11/25/19	vs Valparaiso	Wot 81-77	1924
3-point FG pct	.313	.313	11/30/19	UNLV	Wot 72-65	10783
3-pt FG made per game	6.6	6.9	12/03/19	VERMONT	W 82-73	10220
FREE THROWS-ATT	241-361	221-297	12/07/19	at Xavier	L 66-73	10811
Free throw pct	.668	.744	12/14/19	COLGATE	L 66-67	10416
F-Throws made per game	15.1	13.8	12/18/19	TENNESSEE	W 78-66	12012
REBOUNDS	652	568	12/21/19	vs Iowa	L 70-77	6814
Rebounds per game	40.8	35.5	* 01/01/20	UCONN	W 67-51	10833
Rebounding margin	+5.3	-	* 01/04/20	at Tulane	L 71-76	2513
ASSISTS	246	198	* 01/08/20	TULSA	W 75-44	10138
Assists per game	15.4	12.4	* 01/11/20	at UCF	W 68-54	5482
TURNOVERS	257	249	* 01/16/20	at Memphis	L 49-60	16079
Turnovers per game	16.1	15.6	* = Conference game			
Turnover margin	-0.5	-				
Assist/turnover ratio	1.0	0.8				
STEALS	108	111				
Steals per game	6.8	6.9				
BLOCKS	70	64				
Blocks per game	4.4	4.0				
ATTENDANCE	84365	60917				
Home games-Avg/Game	8-10546	5-9746				
Neutral site-Avg/Game	-	4-3047				

<b>Score by Periods</b>	<b>1st</b>	<b>2nd</b>	<b>OT</b>	<b>Totals</b>
Cincinnati	546	636	35	1217
Opponents	486	598	31	1115



**2019-20 Cincinnati Basketball**  
**Cincinnati Combined Team Statistics (as of Jan 16, 2020)**  
**Conference games**



<b>RECORD:</b>	<b>OVERALL</b>	<b>HOME</b>	<b>AWAY</b>	<b>NEUTRAL</b>
ALL GAMES	3-2	2-0	1-2	0-0
CONFERENCE	3-2	2-0	1-2	0-0
NON-CONFERENCE	0-0	0-0	0-0	0-0

#	Player	gp-gs	min	avg	Total		3-Point		F-Throw		Rebounds				pf	dq	a	to	blk	stl	pts	avg
					fg-fga	fg%	3fg-fga	3fg%	ft-fa	ft%	off	def	tot	avg								
33	VOGT, Chris	5-5	146	29.2	33-46	.717	0-0	.000	8-13	.615	15	15	30	6.0	15	0	2	14	8	1	74	14.8
34	CUMBERLAND, Jarron	5-5	164	32.8	25-49	.510	9-18	.500	13-17	.765	6	16	22	4.4	11	0	28	19	2	4	72	14.4
02	WILLIAMS, Keith	5-5	148	29.6	18-54	.333	7-15	.467	16-17	.941	12	17	29	5.8	13	1	6	6	2	5	59	11.8
13	SCOTT, Tre	5-5	160	32.0	20-43	.465	1-6	.167	0-9	.000	11	35	46	9.2	9	0	18	12	5	15	41	8.2
21	CUMBERLAND, Jaevi	5-0	112	22.4	14-42	.333	10-33	.303	1-2	.500	2	7	9	1.8	4	0	4	6	1	2	39	7.8
20	DIARRA, Mamoudou	5-0	41	8.2	5-10	.500	0-0	.000	5-5	1.000	6	8	14	2.8	7	0	2	3	1	1	15	3.0
03	ADAMS-WOODS, Mik	5-5	94	18.8	4-14	.286	2-11	.182	1-2	.500	0	7	7	1.4	15	1	12	6	0	3	11	2.2
01	DAVENPORT, Jeremia	2-0	12	6.0	1-4	.250	1-4	.250	0-0	.000	0	0	0	0.0	1	0	0	1	0	0	3	1.5
35	SOROLLA, Jaume	5-0	36	7.2	3-9	.333	0-0	.000	1-3	.333	0	3	3	0.6	4	0	0	3	1	1	7	1.4
00	McNEAL, Chris	5-0	76	15.2	3-16	.188	1-7	.143	0-0	.000	2	13	15	3.0	8	0	7	4	0	1	7	1.4
23	HARVEY, Zach	3-0	11	3.7	1-3	.333	0-1	.000	0-1	.000	1	2	3	1.0	2	0	0	0	0	1	2	0.7
Team											8	7	15					2				
Total.....		5	1000		127-290	.438	31-95	.326	45-69	.652	63	130	193	38.6	89	2	79	76	20	34	330	66.0
Opponents.....		5	1000		99-264	.375	22-85	.259	65-86	.756	43	107	150	30.0	72	-	49	72	28	34	285	57.0

<b>TEAM STATISTICS</b>	<b>CIN</b>	<b>OPP</b>
SCORING	330	285
Points per game	66.0	57.0
Scoring margin	+9.0	-
FIELD GOALS-ATT	127-290	99-264
Field goal pct	.438	.375
3 POINT FG-ATT	31-95	22-85
3-point FG pct	.326	.259
3-pt FG made per game	6.2	4.4
FREE THROWS-ATT	45-69	65-86
Free throw pct	.652	.756
F-Throws made per game	9.0	13.0
REBOUNDS	193	150
Rebounds per game	38.6	30.0
Rebounding margin	+8.6	-
ASSISTS	79	49
Assists per game	15.8	9.8
TURNOVERS	76	72
Turnovers per game	15.2	14.4
Turnover margin	-0.8	-
Assist/turnover ratio	1.0	0.7
STEALS	34	34
Steals per game	6.8	6.8
BLOCKS	20	28
Blocks per game	4.0	5.6
ATTENDANCE	20971	24074
Home games-Avg/Game	2-10486	3-8025
Neutral site-Avg/Game	-	0-0

<b>Date</b>	<b>Opponent</b>		<b>Score</b>	<b>Att.</b>
* 01/01/20	UCONN	W	67-51	10833
* 01/04/20	at Tulane	L	71-76	2513
* 01/08/20	TULSA	W	75-44	10138
* 01/11/20	at UCF	W	68-54	5482
* 01/16/20	at Memphis	L	49-60	16079

\* = Conference game

<b>Score by Periods</b>	<b>1st</b>	<b>2nd</b>	<b>Totals</b>
Cincinnati	146	184	330
Opponents	133	152	285



**2019-20 Cincinnati Basketball**  
 Cincinnati Team Game-by-Game Comparison (as of Jan 16, 2020)  
**All games**



Opponent	1st	2nd	Score	Mar	Total FG	FG Pct	3-Pointers	3FG Pct	Free Throws	FT Pct	Rebounds	Assist	T/Over	Block	Steal	Fouls
Ohio St.	26/19	30/45	56-64	(8)	19-57/20-49	.333/.408	4-21/5-16	.190/.313	14-23/19-29	.609/.655	37/41 (4)	9/9	14/15	1/2	6/2	27/18
DRAKE	44/25	37/34	81-59	+22	31-60/22-62	.517/.355	11-26/4-19	.423/.211	8-12/11-17	.667/.647	40/31 +9	20/15	13/12	4/3	7/7	18/17
ALABAMA A&M	35/23	50/30	85-53	+32	30-58/21-67	.517/.313	7-22/6-24	.318/.250	18-27/5-8	.667/.625	53/27 +26	21/10	18/14	5/1	8/11	11/23
Illinois State	30/33	36/32	66-65	+1	22-49/27-62	.449/.435	1-16/6-15	.063/.400	21-30/5-9	.700/.556	35/35 -	7/9	17/16	4/1	4/4	17/22
Bowling Green	41/29	31/43	84-91	(7)	22-59/30-72	.373/.417	9-26/8-28	.346/.286	31-55/23-30	.564/.767	44/47 (3)	11/15	18/12	4/3	5/7	28/35
Valparaiso	30/34	40/36	81-77	+4	31-56/28-66	.554/.424	4-13/7-22	.308/.318	15-20/14-15	.750/.933	36/29 +7	14/11	23/18	3/4	6/12	17/20
UNLV	24/33	36/27	72-65	+7	24-61/20-63	.393/.317	5-19/10-32	.263/.313	19-29/15-20	.655/.750	41/43 (2)	18/11	12/17	7/1	7/3	14/22
VERMONT	40/27	42/46	82-73	+9	24-53/24-61	.453/.393	12-19/15-28	.632/.536	22-26/10-13	.846/.769	36/31 +5	16/15	11/12	6/5	6/5	17/22
Xavier	29/32	37/41	66-73	(7)	24-60/28-60	.400/.467	6-24/6-19	.250/.316	12-19/11-15	.632/.733	41/36 +5	9/17	17/11	5/3	5/8	22/17
COLGATE	32/25	34/42	66-67	(1)	25-52/27-58	.481/.466	5-19/7-24	.263/.292	11-17/6-8	.647/.750	33/29 +4	11/8	16/12	6/2	5/5	11/15
TENNESSEE	38/34	40/32	78-66	+12	31-55/23-51	.564/.451	5-15/3-15	.333/.200	11-16/17-17	.688/1000	32/21 +11	17/13	15/14	2/4	2/10	16/18
Iowa	31/39	39/38	70-77	(7)	25-72/23-50	.347/.460	6-24/11-24	.250/.458	14-18/20-30	.778/.667	31/48 (17)	14/16	7/24	3/7	13/3	25/17
UCONN	35/19	32/32	67-51	+16	26-56/18-56	.464/.321	2-9/4-19	.222/.211	13-24/11-14	.542/.786	40/34 +6	16/9	13/16	3/13	7/7	17/19
Tulane	39/32	32/44	71-76	(5)	26-58/22-53	.448/.415	7-27/8-15	.259/.533	12-13/24-27	.923/.889	35/29 +6	18/8	17/10	4/3	6/6	22/14
TULSA	26/22	49/22	75-44	+31	30-62/19-59	.484/.322	10-26/0-17	.385/.000	5-11/6-12	.455/.500	46/29 +17	18/9	17/15	6/2	8/8	17/13
UCF	26/29	42/25	68-54	+14	27-54/19-45	.500/.422	6-16/1-9	.375/.111	8-9/15-21	.889/.714	34/22 +12	17/9	13/14	3/2	6/5	20/13
Memphis	20/31	29/29	49-60	(11)	18-60/21-51	.300/.412	6-17/9-25	.353/.360	7-12/9-12	.583/.750	38/36 +2	10/14	16/17	4/8	7/8	13/13

Note: Game totals are displayed in the format TEAM/OPPONENT for each category



**2019-20 Cincinnati Basketball**  
**Cincinnati Game-by-Game Highs (as of Jan 16, 2020)**  
**All games**



Opponent	Date	Score	Points	Rebounds	Assists	Steals	Blocked shots
at Ohio St.	11/06/19	56-64	13-CUMBERLAND, Ja WILLIAMS, Keith	12-SCOTT, Tre	3-CUMBERLAND, Ja	4-McNEAL, Chris	1-VOGT, Chris
DRAKE	11/11/19	81-59	17-CUMBERLAND, Ja	11-SCOTT, Tre	4-McNEAL, Chris	3-McNEAL, Chris	2-VOGT, Chris
ALABAMA A&M	11/14/19	85-53	18-VOGT, Chris	10-VOGT, Chris	6-CUMBERLAND, Ja	5-CUMBERLAND, Ja	2-WILLIAMS, Keith
vs Illinois State	11/22/19	66-65	23-CUMBERLAND, Ja	13-VOGT, Chris	3-SCOTT, Tre	2-CUMBERLAND, Ja	2-SCOTT, Tre
vs Bowling Green	11/24/19	84-91	21-CUMBERLAND, Ja	11-SCOTT, Tre	4-McNEAL, Chris	1-CUMBERLAND, Ja SCOTT, Tre WILLIAMS, Keith VOGT, Chris DIARRA, Mamoudo	1-WILLIAMS, Keith McNEAL, Chris SCOTT, Tre VOGT, Chris
vs Valparaiso	11/25/19	81-77	21-VOGT, Chris	11-SCOTT, Tre	4-CUMBERLAND, Ja HARVEY, Zach	3-SCOTT, Tre	2-WILLIAMS, Keith
UNLV	11/30/19	72-65	20-CUMBERLAND, Ja	9-SCOTT, Tre	5-CUMBERLAND, Ja	3-WILLIAMS, Keith	3-VOGT, Chris
VERMONT	12/03/19	82-73	23-WILLIAMS, Keith	12-SCOTT, Tre	5-WILLIAMS, Keith	2-WILLIAMS, Keith	3-VOGT, Chris
at Xavier	12/07/19	66-73	15-WILLIAMS, Keith	9-WILLIAMS, Keith	4-CUMBERLAND, Ja	3-SCOTT, Tre	3-SCOTT, Tre
COLGATE	12/14/19	66-67	16-VOGT, Chris	7-VOGT, Chris WILLIAMS, Keith	4-CUMBERLAND, Ja	4-WILLIAMS, Keith	3-WILLIAMS, Keith
TENNESSEE	12/18/19	78-66	15-SCOTT, Tre	7-SCOTT, Tre	4-ADAMS-WOODS, CUMBERLAND, Jar	2-CUMBERLAND, Ja	1-VOGT, Chris WILLIAMS, Keith
vs Iowa	12/21/19	70-77	18-CUMBERLAND, Ja	8-VOGT, Chris	4-McNEAL, Chris	5-McNEAL, Chris	1-DIARRA, Mamoudo WILLIAMS, Keith VOGT, Chris
UCONN	01/01/20	67-51	19-VOGT, Chris	13-SCOTT, Tre	5-ADAMS-WOODS, CUMBERLAND, Jar	3-SCOTT, Tre	2-VOGT, Chris
at Tulane	01/04/20	71-76	21-VOGT, Chris	6-CUMBERLAND, Ja WILLIAMS, Keith SCOTT, Tre	8-SCOTT, Tre	2-CUMBERLAND, Ja	2-VOGT, Chris
TULSA	01/08/20	75-44	22-CUMBERLAND, Ja	11-VOGT, Chris	8-CUMBERLAND, Ja	4-SCOTT, Tre	2-VOGT, Chris
at UCF	01/11/20	68-54	16-WILLIAMS, Keith	11-SCOTT, Tre	7-CUMBERLAND, Ja	4-SCOTT, Tre	1-CUMBERLAND, Ja VOGT, Chris SCOTT, Tre
at Memphis	01/16/20	49-60	19-CUMBERLAND, Ja	8-WILLIAMS, Keith	2-CUMBERLAND, Ja WILLIAMS, Keith McNEAL, Chris ADAMS-WOODS, M	3-SCOTT, Tre	1-VOGT, Chris CUMBERLAND, Jar WILLIAMS, Keith SCOTT, Tre



**2019-20 Cincinnati Basketball**  
**Cincinnati Points-Rebounds-Assists (as of Jan 16, 2020)**  
**All games**



Opponent	Date	Score		00 MCNEAL,CHR	01 DAVENPORT,	02 WILLIAMS,K	03 ADAMS-WOOD	05 MOORE,TREV	13 SCOTT,TRE	20 DIARRA,MAM
at Ohio St.	11/06/19	56-64	L	10-4-1	3-2-0	13-2-0	DNP	DNP	3-12-2	0-0-0
DRAKE	11/11/19	81-59	w	12-2-4	0-2-0	8-3-3	2-5-3	0-0-1	5-11-2	4-5-0
ALABAMA A&M	11/14/19	85-53	w	2-4-4	6-3-0	11-4-3	5-1-1	3-3-1	16-8-0	2-9-1
vs Illinois State	11/22/19	66-65	w	2-3-0	0-1-0	12-2-1	0-1-0	0-3-1	14-7-3	0-1-0
vs Bowling Green	11/24/19	84-91	L	17-7-4	7-6-0	4-2-1	0-0-0	3-1-0	8-11-1	0-3-1
vs Valparaiso	11/25/19	81-77	w	7-2-1	2-1-1	17-7-2	10-1-0	0-0-0	12-11-0	3-2-1
UNLV	11/30/19	72-65	w	0-0-3	2-0-0	14-8-3	10-5-1	0-2-0	4-9-4	3-1-0
VERMONT	12/03/19	82-73	w	0-2-3	0-1-0	23-5-5	6-3-2	DNP	13-12-0	0-0-0
at Xavier	12/07/19	66-73	L	2-1-1	0-0-0	15-9-1	10-3-0	DNP	2-6-0	2-6-0
COLGATE	12/14/19	66-67	L	0-0-2	0-0-0	15-7-1	8-1-0	DNP	6-6-2	DNP
TENNESSEE	12/18/19	78-66	w	0-1-0	DNP	11-5-3	11-3-4	DNP	15-7-1	DNP
vs Iowa	12/21/19	70-77	L	9-1-4	DNP	8-3-1	10-5-1	DNP	6-7-3	2-1-0
UCONN	01/01/20	67-51	w	2-1-0	DNP	4-4-2	4-3-5	DNP	10-13-3	5-2-0
at Tulane	01/04/20	71-76	L	0-5-2	3-0-0	18-6-0	2-1-0	DNP	3-6-8	6-4-1
TULSA	01/08/20	75-44	w	2-1-2	0-0-0	9-5-2	0-1-0	DNP	10-9-2	2-5-1
at UCF	01/11/20	68-54	w	3-3-1	DNP	16-6-0	3-1-5	DNP	14-11-4	2-2-0
at Memphis	01/16/20	49-60	L	0-5-2	DNP	12-8-2	2-1-2	DNP	4-7-1	0-1-0

Opponent	Date	Score		21 CUMBERLAND	23 HARVEY,ZAC	31 MARTIN,SAM	32 KOZ,JOHN	33 VOGT,CHRIS	34 CUMBERLAND	35 SOROLLA,JA
at Ohio St.	11/06/19	56-64	L	3-1-1	1-1-0	DNP	DNP	4-4-0	13-3-3	6-4-2
DRAKE	11/11/19	81-59	w	17-0-2	2-0-1	0-0-0	0-0-0	12-3-1	11-1-1	8-6-2
ALABAMA A&M	11/14/19	85-53	w	13-3-6	4-2-2	0-0-0	0-0-0	18-10-2	DNP	5-5-1
vs Illinois State	11/22/19	66-65	w	2-0-0	0-0-0	DNP	DNP	13-13-1	23-2-1	DNP
vs Bowling Green	11/24/19	84-91	L	21-2-2	3-0-0	DNP	DNP	10-7-1	11-4-1	DNP
vs Valparaiso	11/25/19	81-77	w	6-1-4	3-1-4	DNP	DNP	21-7-1	DNP	DNP
UNLV	11/30/19	72-65	w	5-1-1	0-0-1	DNP	DNP	14-5-0	20-6-5	DNP
VERMONT	12/03/19	82-73	w	21-2-1	0-1-0	DNP	DNP	11-6-2	8-2-3	DNP
at Xavier	12/07/19	66-73	L	14-3-3	DNP	DNP	DNP	10-8-0	11-5-4	DNP
COLGATE	12/14/19	66-67	L	13-2-0	0-0-0	DNP	DNP	16-7-0	8-6-4	0-3-2
TENNESSEE	12/18/19	78-66	w	11-2-2	DNP	DNP	DNP	11-4-2	10-2-4	9-4-1
vs Iowa	12/21/19	70-77	L	4-1-1	0-0-0	DNP	DNP	11-8-1	18-1-3	2-4-0
UCONN	01/01/20	67-51	w	3-3-1	0-2-0	DNP	DNP	19-5-0	15-2-5	5-2-0
at Tulane	01/04/20	71-76	L	8-2-1	DNP	DNP	DNP	21-4-0	10-6-6	0-0-0
TULSA	01/08/20	75-44	w	16-3-2	0-1-0	DNP	DNP	12-11-1	22-7-8	2-1-0
at UCF	01/11/20	68-54	w	9-1-0	2-0-0	DNP	DNP	13-3-0	6-3-7	0-0-0
at Memphis	01/16/20	49-60	L	3-0-0	DNP	DNP	DNP	9-7-1	19-4-2	0-0-0





2019-20 Cincinnati Basketball  
Cincinnati Points-Rebounds-Assists (as of Jan 16, 2020)  
All games



45				
Opponent	Date	Score		BANKS,ROB
at Ohio St.	11/06/19	56-64	L	DNP
DRAKE	11/11/19	81-59	W	0-0-0
ALABAMA A&M	11/14/19	85-53	W	0-0-0
vs Illinois State	11/22/19	66-65	W	DNP
vs Bowling Green	11/24/19	84-91	L	DNP
vs Valparaiso	11/25/19	81-77	W	DNP
UNLV	11/30/19	72-65	W	DNP
VERMONT	12/03/19	82-73	W	DNP
at Xavier	12/07/19	66-73	L	DNP
COLGATE	12/14/19	66-67	L	DNP
TENNESSEE	12/18/19	78-66	W	DNP
vs Iowa	12/21/19	70-77	L	DNP
UCONN	01/01/20	67-51	W	DNP
at Tulane	01/04/20	71-76	L	DNP
TULSA	01/08/20	75-44	W	DNP
at UCF	01/11/20	68-54	W	DNP
at Memphis	01/16/20	49-60	L	DNP



**2019-20 Cincinnati Basketball**  
**Cincinnati Player High/Low Analysis (as of Jan 16, 2020)**  
**All games**



**Cincinnati - INDIVIDUAL GAME HIGHS**

Points	23		WILLIAMS, Keith vs Vermont (12/03/19)
	23		CUMBERLAND, Jarron vs Illinois State (11/22/19)
	22		CUMBERLAND, Jarron vs Tulsa (01/08/20)
	21		VOGT, Chris at Tulane (01/04/20)
	21		CUMBERLAND, Jaevin vs Vermont (12/03/19)
	21		VOGT, Chris vs Valparaiso (11/25/19)
	21		CUMBERLAND, Jaevin vs Bowling Green (11/24/19)
Field Goals Made	9		VOGT, Chris at Tulane (01/04/20)
	9		VOGT, Chris vs Valparaiso (11/25/19)
Field Goal Att.	16		CUMBERLAND, Jarron vs Iowa (12/21/19)
	16		CUMBERLAND, Jarron vs Illinois State (11/22/19)
FG Pct (min 5 made)	1.000	(6-6)	VOGT, Chris vs Tulsa (01/08/20)
	1.000	(5-5)	SCOTT, Tre vs UConn (01/01/20)
3-Point FG Made	6		CUMBERLAND, Jaevin vs Bowling Green (11/24/19)
	5		CUMBERLAND, Jaevin vs Vermont (12/03/19)
	5		CUMBERLAND, Jaevin vs Drake (11/11/19)
3-Point FG Att.	14		CUMBERLAND, Jaevin vs Bowling Green (11/24/19)
	12		CUMBERLAND, Jaevin at Tulane (01/04/20)
3-Pt FG Pct (min 2 made)	1.000	(4-4)	WILLIAMS, Keith vs Vermont (12/03/19)
	1.000	(2-2)	ADAMS-WOODS, Mika at Xavier (12/07/19)
Free Throws Made	12		CUMBERLAND, Jarron vs UNLV (11/30/19)
	12		CUMBERLAND, Jarron vs Illinois State (11/22/19)
Free Throw Att.	21		McNEAL, Chris vs Bowling Green (11/24/19)
	17		CUMBERLAND, Jarron vs UNLV (11/30/19)
	17		CUMBERLAND, Jarron vs Illinois State (11/22/19)
FT Pct (min 3 made)	1.000	(7-7)	WILLIAMS, Keith at UCF (01/11/20)
	1.000	(4-4)	CUMBERLAND, Jarron vs Tulsa (01/08/20)
	1.000	(4-4)	WILLIAMS, Keith at Tulane (01/04/20)
	1.000	(4-4)	DIARRA, Mamoudou at Tulane (01/04/20)
	1.000	(4-4)	ADAMS-WOODS, Mika vs Tennessee (12/18/19)
	1.000	(4-4)	SCOTT, Tre vs Vermont (12/03/19)
	1.000	(4-4)	ADAMS-WOODS, Mika vs Vermont (12/03/19)
	1.000	(3-3)	WILLIAMS, Keith vs Colgate (12/14/19)
	1.000	(3-3)	CUMBERLAND, Jarron vs Colgate (12/14/19)
	1.000	(3-3)	DAVENPORT, Jeremiah at Ohio St. (11/06/19)
Rebounds	13		SCOTT, Tre vs UConn (01/01/20)
	13		VOGT, Chris vs Illinois State (11/22/19)
Assists	8		CUMBERLAND, Jarron vs Tulsa (01/08/20)
	8		SCOTT, Tre at Tulane (01/04/20)
Steals	5		McNEAL, Chris vs Iowa (12/21/19)
	5		CUMBERLAND, Jaevin vs Alabama A&M (11/14/19)
Blocked Shots	3		WILLIAMS, Keith vs Colgate (12/14/19)
	3		SCOTT, Tre at Xavier (12/07/19)
	3		VOGT, Chris vs Vermont (12/03/19)
	3		VOGT, Chris vs UNLV (11/30/19)
Turnovers	6		CUMBERLAND, Jarron at Memphis (01/16/20)
	6		CUMBERLAND, Jarron vs Tennessee (12/18/19)
Fouls	5		ADAMS-WOODS, Mika at Tulane (01/04/20)
	5		WILLIAMS, Keith at Tulane (01/04/20)
	5		WILLIAMS, Keith vs Iowa (12/21/19)
	5		CUMBERLAND, Jarron vs Tennessee (12/18/19)
	5		WILLIAMS, Keith at Xavier (12/07/19)
	5		WILLIAMS, Keith vs Bowling Green (11/24/19)





**2019-20 Cincinnati Basketball**  
Cincinnati Opponent High/Low Analysis (as of Jan 16, 2020)  
**All games**



**OPPONENT INDIVIDUAL GAME HIGHS**

Points	32		FREEMAN-LIBERTY, J. vs Valparaiso (11/25/19)
	31		Naji Marshall at Xavier (12/07/19)
	29		Elijah Mitrou-Long vs UNLV (11/30/19)
	28		FRYE, Dylan vs Bowling Green (11/24/19)
	22		Teshaun Hightower at Tulane (01/04/20)
Field Goals Made	13		FREEMAN-LIBERTY, J. vs Valparaiso (11/25/19)
	12		Naji Marshall at Xavier (12/07/19)
Field Goal Att.	25		FREEMAN-LIBERTY, J. vs Valparaiso (11/25/19)
	24		Amauri Hardy vs UNLV (11/30/19)
FG Pct (min 5 made)	.857	(6-7)	Kyle Young at Ohio St. (11/06/19)
	.750	(6-8)	John Fulkerson vs Tennessee (12/18/19)
3-Point FG Made	5		Kevin Zhang at Tulane (01/04/20)
	5		Elijah Mitrou-Long vs UNLV (11/30/19)
3-Point FG Att.	17		Amauri Hardy vs UNLV (11/30/19)
	11		Naji Marshall at Xavier (12/07/19)
3-Pt FG Pct (min 2 made)	1.000	(5-5)	Kevin Zhang at Tulane (01/04/20)
	1.000	(3-3)	Lester Quinones at Memphis (01/16/20)
	1.000	(3-3)	Ryan Davis vs Vermont (12/03/19)
	1.000	(2-2)	Bailey Patella vs Vermont (12/03/19)
Free Throws Made	11		Christion Thompson at Tulane (01/04/20)
	9		Collin Smith at UCF (01/11/20)
	9		FRYE, Dylan vs Bowling Green (11/24/19)
Free Throw Att.	15		Collin Smith at UCF (01/11/20)
	12		Christion Thompson at Tulane (01/04/20)
FT Pct (min 3 made)	1.000	(6-6)	Lamonte Turner vs Tennessee (12/18/19)
	1.000	(6-6)	Elijah Mitrou-Long vs UNLV (11/30/19)
	1.000	(6-6)	CJ Walker at Ohio St. (11/06/19)
	1.000	(5-5)	PLOWDEN, Daeqwon vs Bowling Green (11/24/19)
	1.000	(5-5)	Anthony Murphy vs Drake (11/11/19)
	1.000	(4-4)	Lester Quinones at Memphis (01/16/20)
	1.000	(4-4)	James Bouknight vs UConn (01/01/20)
	1.000	(4-4)	Bakari Evelyn vs Iowa (12/21/19)
	1.000	(4-4)	Jordan Bowden vs Tennessee (12/18/19)
	1.000	(4-4)	Davonte Gaines vs Tennessee (12/18/19)
	1.000	(3-3)	Nic Thomas at Tulane (01/04/20)
	1.000	(3-3)	McMILLAN, Mileek vs Valparaiso (11/25/19)
	1.000	(3-3)	FREEMAN-LIBERTY, J. vs Valparaiso (11/25/19)
Rebounds	13		Luka Garza vs Iowa (12/21/19)
	13		Kyle Young at Ohio St. (11/06/19)
Assists	8		Quentin Goodin at Xavier (12/07/19)
	7		Anthony Lamb vs Vermont (12/03/19)
Steals	5		Naji Marshall at Xavier (12/07/19)
	4		Malcolm Dandridge at Memphis (01/16/20)
	4		John Fulkerson vs Tennessee (12/18/19)
	4		FREEMAN-LIBERTY, J. vs Valparaiso (11/25/19)
	4		Brandon Miller vs Alabama A&M (11/14/19)
Blocked Shots	5		Luka Garza vs Iowa (12/21/19)
	4		Isaiah Whaley vs UConn (01/01/20)
	4		Akok Akok vs UConn (01/01/20)
	4		Anthony Lamb vs Vermont (12/03/19)
Turnovers	5		Alex Lomax at Memphis (01/16/20)
	5		Bakari Evelyn vs Iowa (12/21/19)
	5		McMILLAN, Mileek vs Valparaiso (11/25/19)

	5	Cameron Tucker vs Alabama A&M (11/14/19)
Fouls	5	Josiah-Jordan James vs Tennessee (12/18/19)
	5	SIERRA, Marlon vs Bowling Green (11/24/19)
	5	FIELDS, Caleb vs Bowling Green (11/24/19)
	5	SWINGLE, Dylan vs Bowling Green (11/24/19)
	5	MATTOS, Taylor vs Bowling Green (11/24/19)





**2019-20 Cincinnati Basketball**  
**Cincinnati Team High/Low Analysis (as of Jan 16, 2020)**  
**All games**



**Cincinnati - TEAM GAME HIGHS**

POINTS	85	ALABAMA A&M (11/14/19)
	84	vs Bowling Green (11/24/19)
	82	VERMONT (12/03/19)
	81	vs Valparaiso (11/25/19)
	81	DRAKE (11/11/19)
FIELD GOALS MADE	31	TENNESSEE (12/18/19)
	31	vs Valparaiso (11/25/19)
	31	DRAKE (11/11/19)
FIELD GOAL ATTEMPTS	72	vs Iowa (12/21/19)
	62	TULSA (01/08/20)
FIELD GOAL PERCENTAGE	.564 (31-55)	TENNESSEE (12/18/19)
	.554 (31-56)	vs Valparaiso (11/25/19)
3 PT FIELD GOALS MADE	12	VERMONT (12/03/19)
	11	DRAKE (11/11/19)
3 PT FG ATTEMPTS	27	at Tulane (01/04/20)
	26	TULSA (01/08/20)
	26	vs Bowling Green (11/24/19)
	26	DRAKE (11/11/19)
3 PT FG PERCENTAGE	.632 (12-19)	VERMONT (12/03/19)
	.423 (11-26)	DRAKE (11/11/19)
FREE THROWS MADE	31	vs Bowling Green (11/24/19)
	22	VERMONT (12/03/19)
FREE THROW ATTEMPTS	55	vs Bowling Green (11/24/19)
	30	vs Illinois State (11/22/19)
FREE THROW PERCENTAGE	.923 (12-13)	at Tulane (01/04/20)
	.889 (8-9)	at UCF (01/11/20)
REBOUNDS	53	ALABAMA A&M (11/14/19)
	46	TULSA (01/08/20)
ASSISTS	21	ALABAMA A&M (11/14/19)
	20	DRAKE (11/11/19)
STEALS	13	vs Iowa (12/21/19)
	8	TULSA (01/08/20)
	8	ALABAMA A&M (11/14/19)
BLOCKED SHOTS	7	UNLV (11/30/19)
	6	TULSA (01/08/20)
	6	COLGATE (12/14/19)
	6	VERMONT (12/03/19)
TURNOVERS	23	vs Valparaiso (11/25/19)
	18	vs Bowling Green (11/24/19)
	18	ALABAMA A&M (11/14/19)
FOULS	28	vs Bowling Green (11/24/19)
	27	at Ohio St. (11/06/19)



**2019-20 Cincinnati Basketball**  
**Cincinnati High/Low Analysis (as of Jan 16, 2020)**  
**All games**



**Opponent - GAME HIGHS**

POINTS	91	vs Bowling Green (11/24/19)
	77	vs Iowa (12/21/19)
	77	vs Valparaiso (11/25/19)
	76	at Tulane (01/04/20)
	73	at Xavier (12/07/19)
	73	VERMONT (12/03/19)
FIELD GOALS MADE	30	vs Bowling Green (11/24/19)
	28	at Xavier (12/07/19)
	28	vs Valparaiso (11/25/19)
FIELD GOAL ATTEMPTS	72	vs Bowling Green (11/24/19)
	67	ALABAMA A&M (11/14/19)
FIELD GOAL PERCENTAGE	.467 (28-60)	at Xavier (12/07/19)
	.466 (27-58)	COLGATE (12/14/19)
3 PT FIELD GOALS MADE	15	VERMONT (12/03/19)
	11	vs Iowa (12/21/19)
3 PT FG ATTEMPTS	32	UNLV (11/30/19)
	28	VERMONT (12/03/19)
	28	vs Bowling Green (11/24/19)
3 PT FG PERCENTAGE	.536 (15-28)	VERMONT (12/03/19)
	.533 (8-15)	at Tulane (01/04/20)
FREE THROWS MADE	24	at Tulane (01/04/20)
	23	vs Bowling Green (11/24/19)
FREE THROW ATTEMPTS	30	vs Iowa (12/21/19)
	30	vs Bowling Green (11/24/19)
FREE THROW PERCENTAGE	1.000 (17-17)	TENNESSEE (12/18/19)
	.933 (14-15)	vs Valparaiso (11/25/19)
REBOUNDS	48	vs Iowa (12/21/19)
	47	vs Bowling Green (11/24/19)
ASSISTS	17	at Xavier (12/07/19)
	16	vs Iowa (12/21/19)
STEALS	12	vs Valparaiso (11/25/19)
	11	ALABAMA A&M (11/14/19)
BLOCKED SHOTS	13	UCONN (01/01/20)
	8	at Memphis (01/16/20)
TURNOVERS	24	vs Iowa (12/21/19)
	18	vs Valparaiso (11/25/19)
FOULS	35	vs Bowling Green (11/24/19)
	23	ALABAMA A&M (11/14/19)



**2019-20 Cincinnati Basketball**  
**Cincinnati High/Low Analysis (as of Jan 16, 2020)**  
**All games**



**Cincinnati - GAME LOWS**

POINTS	49	at Memphis (01/16/20)
	56	at Ohio St. (11/06/19)
	66	vs Illinois State (11/22/19)
	66	at Xavier (12/07/19)
	66	COLGATE (12/14/19)
FIELD GOALS MADE	18	at Memphis (01/16/20)
	19	at Ohio St. (11/06/19)
FIELD GOAL ATTEMPTS	49	vs Illinois State (11/22/19)
	52	COLGATE (12/14/19)
FIELD GOAL PERCENTAGE	.300 (18-60)	at Memphis (01/16/20)
	.333 (19-57)	at Ohio St. (11/06/19)
3 PT FIELD GOALS MADE	1	vs Illinois State (11/22/19)
	2	UCONN (01/01/20)
3 PT FG ATTEMPTS	9	UCONN (01/01/20)
	13	vs Valparaiso (11/25/19)
3 PT FG PERCENTAGE	.063 (1-16)	vs Illinois State (11/22/19)
	.190 (4-21)	at Ohio St. (11/06/19)
FREE THROWS MADE	5	TULSA (01/08/20)
	7	at Memphis (01/16/20)
FREE THROW ATTEMPTS	9	at UCF (01/11/20)
	11	TULSA (01/08/20)
FREE THROW PERCENTAGE	.455 (5-11)	TULSA (01/08/20)
	.542 (13-24)	UCONN (01/01/20)
REBOUNDS	31	vs Iowa (12/21/19)
	32	TENNESSEE (12/18/19)
ASSISTS	7	vs Illinois State (11/22/19)
	9	at Ohio St. (11/06/19)
	9	at Xavier (12/07/19)
STEALS	2	TENNESSEE (12/18/19)
	4	vs Illinois State (11/22/19)
BLOCKED SHOTS	1	at Ohio St. (11/06/19)
	2	TENNESSEE (12/18/19)
TURNOVERS	7	vs Iowa (12/21/19)
	11	VERMONT (12/03/19)
FOULS	11	ALABAMA A&M (11/14/19)
	11	COLGATE (12/14/19)



**2019-20 Cincinnati Basketball**  
**Cincinnati High/Low Analysis (as of Jan 16, 2020)**  
**All games**



**Opponent - GAME LOWS**

POINTS	44	TULSA (01/08/20)
	51	UCONN (01/01/20)
	53	ALABAMA A&M (11/14/19)
	54	at UCF (01/11/20)
	59	DRAKE (11/11/19)
FIELD GOALS MADE	18	UCONN (01/01/20)
	19	TULSA (01/08/20)
	19	at UCF (01/11/20)
FIELD GOAL ATTEMPTS	45	at UCF (01/11/20)
	49	at Ohio St. (11/06/19)
FIELD GOAL PERCENTAGE	.313 (21-67)	ALABAMA A&M (11/14/19)
	.317 (20-63)	UNLV (11/30/19)
3 PT FIELD GOALS MADE	0	TULSA (01/08/20)
	1	at UCF (01/11/20)
3 PT FG ATTEMPTS	9	at UCF (01/11/20)
	15	vs Illinois State (11/22/19)
	15	TENNESSEE (12/18/19)
	15	at Tulane (01/04/20)
3 PT FG PERCENTAGE	.000 (0-17)	TULSA (01/08/20)
	.111 (1-9)	at UCF (01/11/20)
FREE THROWS MADE	5	ALABAMA A&M (11/14/19)
	5	vs Illinois State (11/22/19)
FREE THROW ATTEMPTS	8	ALABAMA A&M (11/14/19)
	8	COLGATE (12/14/19)
FREE THROW PERCENTAGE	.500 (6-12)	TULSA (01/08/20)
	.556 (5-9)	vs Illinois State (11/22/19)
REBOUNDS	21	TENNESSEE (12/18/19)
	22	at UCF (01/11/20)
ASSISTS	8	COLGATE (12/14/19)
	8	at Tulane (01/04/20)
STEALS	2	at Ohio St. (11/06/19)
	3	UNLV (11/30/19)
	3	vs Iowa (12/21/19)
BLOCKED SHOTS	1	ALABAMA A&M (11/14/19)
	1	vs Illinois State (11/22/19)
	1	UNLV (11/30/19)
TURNOVERS	10	at Tulane (01/04/20)
	11	at Xavier (12/07/19)
FOULS	13	TULSA (01/08/20)
	13	at UCF (01/11/20)
	13	at Memphis (01/16/20)



Official Basketball Box Score -- Game Totals -- Final Statistics

**Cincinnati vs ECU**

01/05/19 1:00 P.M. at Greenville, N.C. (Minges Coliseum)



**Cincinnati 71 • 12-3, 1-1**

##	Player		Total	3-Ptr	FT-FTA	Rebounds			PF	TP	A	TO	Blk	Stl	Min
			FG-FGA	FG-FGA		Off	Def	Tot							
13	SCOTT, Tre	f	5-9	0-1	2-4	3	6	9	3	12	3	2	0	1	28
02	WILLIAMS, Keith	g	6-12	0-3	1-2	1	2	3	3	13	0	2	1	2	34
03	JENIFER, Justin	g	3-8	1-5	0-0	0	6	6	2	7	3	0	0	1	38
33	BROOKS, Nysier	g	6-9	0-0	3-9	4	1	5	4	15	0	2	3	0	31
34	CUMBERLAND, Jarron	g	7-15	2-6	2-3	3	2	5	3	18	4	3	0	0	33
00	JOHNSON, Logan		0-0	0-0	0-0	1	0	1	0	0	0	2	1	0	2
05	MOORE, Trevor		2-4	0-2	0-0	1	0	1	2	4	0	0	0	1	6
10	FREDERICKS, Rashawn		0-0	0-0	0-0	1	0	1	2	0	1	1	0	0	12
15	BROOME, Cane		0-3	0-2	0-0	0	0	0	0	0	0	1	0	1	8
22	NSOSEME, Eliel		1-2	0-0	0-0	0	2	2	2	2	0	0	2	0	8
Team						0	0	0			2				
Totals			30-62	3-19	8-18	14	19	33	21	71	11	15	7	6	200

FG % 1st Half: 13-33 39.4% 2nd half: 17-29 58.6% Game: 30-62 48.4%  
 3FG % 1st Half: 0-10 0.0% 2nd half: 3-9 33.3% Game: 3-19 15.8%  
 FT % 1st Half: 1-2 50.0% 2nd half: 7-16 43.8% Game: 8-18 44.4%

Deadball  
Rebounds  
6,2

**ECU 73 • 8-6, 1-1**

##	Player		Total	3-Ptr	Rebounds			PF	TP	A	TO	Blk	Stl	Min	
			FG-FGA	FG-FGA	FT-FTA	Off	Def								Tot
01	GARDNER, Jayden	f	3-7	0-0	7-10	4	8	12	5	13	1	3	1	2	31
03	LEDAY, Seth	f	5-6	0-0	1-2	1	5	6	5	11	1	0	2	1	27
00	FLEMING, Isaac	g	2-8	1-4	3-4	0	2	2	3	8	2	3	0	2	27
41	HILL, Addison	g	0-1	0-1	0-0	0	0	0	0	0	0	0	0	0	4
55	WILLIAMS, Shawn	g	5-11	4-10	2-2	0	2	2	0	16	4	0	0	1	38
02	DAVIS, K.J,		6-10	3-5	2-3	0	2	2	0	17	2	2	0	0	34
05	FOSTER, Tyler		2-3	1-2	0-0	0	0	0	1	5	0	3	0	1	16
32	SPASOJEVIC, Dimitri		0-0	0-0	0-0	0	0	0	1	0	1	0	0	0	3
52	OBASOHAN, Justice		1-1	0-0	1-2	0	1	1	1	3	0	0	1	0	20
Team						0	2	2			1				
Totals			24-47	9-22	16-23	5	22	27	16	73	11	12	4	7	200

FG % 1st Half: 13-25 52.0% 2nd half: 11-22 50.0% Game: 24-47 51.1%  
 3FG % 1st Half: 5-11 45.5% 2nd half: 4-11 36.4% Game: 9-22 40.9%  
 FT % 1st Half: 5-6 83.3% 2nd half: 11-17 64.7% Game: 16-23 69.6%

Deadball  
Rebounds  
4

Officials: Patrick Evans, Clarence Armstrong, Jose Carrion

Technical fouls: Cincinnati-None. ECU-None.

Attendance: 4238

Score by periods	1st	2nd	Total
Cincinnati	27	44	71
ECU	36	37	73

Points	In Paint	Off T/O	2nd Chance	Fast Break	Bench
CIN	38	15	14	10	6
ECU	18	16	8	15	25

Last FG - CIN 2nd-00:17, ECU 2nd-00:20.

Largest lead - CIN by 9 1st-15:45, ECU by 11 1st-00:11.

Score tied - 4 times.

Lead changed - 9 times.