



BASKETBALL

2020-21 SCHEDULE/RESULTS

DAY/DATE	OPPONENT	TV	TIME/RESULT
Wed./Dec. 2	Lipscomb	ESPN+	W, 67-55
Sun./Dec. 6	Xavier	ESPN	L, 69-77
Wed./Dec. 9	Furman	ESPN+	W, 78-73
Sat./Dec. 12	at No. 12 Tennessee	SEC Network Alternate	12:30 p.m.
Wed./Dec. 16	USF •	ESPN2/ESPNU	7 p.m.
Sat./Dec. 19	at Georgia	TBA	TBA
Tues./Dec. 22	at UCF •	ESPN+	4 p.m.
Sat./Jan. 2	Tulsa •	TBA	TBA
Wed./Jan. 6	at SMU •	TBA	TBA
Sat./Jan. 9	at Wichita State •	TBA	TBA
Wed./Jan. 13	East Carolina •	TBA	TBA
Sat./Jan. 16	Tulane •	TBA	TBA
Wed./Jan. 20	at Temple •	TBA	TBA
Sat./Jan. 23	at Houston •	TBA	TBA
Wed./Jan. 27	Wichita State •	TBA	TBA
Sat./Jan. 30	at USF •	TBA	TBA
Thurs./Feb. 4	Temple •	TBA	TBA
Sun./Feb. 7	at Tulane •	TBA	TBA
Thurs./Feb. 11	at Memphis •	TBA	TBA
Sun./Feb. 14	UCF •	TBA	TBA
Sun./Feb. 21	Houston •	TBA	TBA
Wed./Feb. 24	at Tulsa •	TBA	TBA
Sun./Feb. 28	Memphis •	TBA	TBA
Thurs./Mar. 4	SMU •	TBA	TBA
Sun./Mar. 7	at East Carolina •	TBA	TBA
AMERICAN CHAMPIONSHIP (Fort Worth, Texas)			
Thurs.-Sun.	TBA	TBA	TBA
Mar. 11-14			

Notes: All times listed are Eastern and subject to change. Home games are in boldface. (•) - Denotes American Athletic Conference game.

UC HEADLINES

- » After Preseason AAC First Team honoree **Keith Williams** struggled with foul trouble in the season opener against Lipscomb, the senior guard is averaging 22.5 points, 5.5 rebounds and 2.0 assists in UC's last two games.
- » Michigan junior transfer **David DeJulius** ranks second on the team in points (10.3) and first in rebounds (6.7) and assists (5.0) through three games.
- » Of the five nonconference opponents on Cincinnati's 2020-21 schedule, three were picked to win their conference in the preseason: Lipscomb (Atlantic Sun), Furman (Southern Conference) and No. 12 Tennessee (Southeastern Conference).
- » UC was predicted to finish fourth in the American Athletic Conference (behind Houston, Memphis and SMU) according to a preseason poll of the league coaches.
- » Senior guard **Keith Williams** earned preseason First Team All-AAC honors while senior center **Chris Vogt** was tabbed a Second Team All-AAC selection according to league coaches.
- » John Brannen is one of six active coaches in the nation to have won a conference regular-season championship in each of the past three seasons (Northern Kentucky [2018, 2019], Cincinnati [2020]).
- » In November, CBS Sports named Cincinnati the 10th greatest college basketball program since the advent of the NCAA Tournament in 1939.

A TOP 10 COLLEGE BASKETBALL PROGRAM*

* No. 10 - CBS SPORTS (Nov./2020) & No. 10 - ASSOCIATED PRESS (Mar./2017)

2 NATIONAL TITLES // 6 FINAL FOURS // 8 ELITE EIGHTS // 10 SWEET SIXTEENS
33 NCAA TOURNAMENTS // 41 CONFERENCE CHAMPIONSHIPS

CINCINNATI (2-1) AT 12/16 TENNESSEE (1-0)

SATURDAY, DEC. 12 // 12:30 P.M. ET // THOMPSON BOLING ARENA // KNOXVILLE, TENN.

GAME AT A GLANCE

SERIES INFO: Eighth Meeting; Cincinnati leads 6-1; Cincinnati leads 4-0 in Cincinnati and 2-1 in Knoxville, Tenn.

LAST MEETING: Cincinnati won 78-66 on Dec. 18, 2019 at Fifth Third Arena in Cincinnati, Ohio

STREAK: Cincinnati - Won 3

COACHES: John Brannen - second season at Cincinnati (2-1); sixth season overall (104-63)

Rick Barnes - sixth season at Tennessee (106-64); 34th season overall (710-378)

AP/USA TODAY RANKINGS (Dec. 7): Cincinnati (---); Tennessee (12/16)

RADIO: 700 WLW; Dan Hoard provides play-by-play with color analyst Terry Nelson

TV: SEC Network Alternate; Paul Sunderland provides play-by-play with color analyst Dane Bradshaw

JOIN THE CONVERSATION (TWITTER, FACEBOOK & INSTAGRAM): @GoBearsMBB or GoBearsMBB

CINCINNATI ROSTER

NO.	NAME	POS.	HT.	WT.	CL.-EXP.	HOMETOWN	GP-GS	PPG	RPG	APG	MIN
0	David DeJulius	G	6-0	195	Jr.-Tr.	Detroit, Mich.	3-3	10.3	6.7	5.0	31.4
23	Mika Adams-Woods	G	6-3	185	So.-1L	Syracuse, N.Y.	3-3	9.3	1.7	2.0	30.2
2	Keith Williams	G	6-5	215	Sr.-3L	Brooklyn, N.Y.	3-3	17.3	3.7	2.0	29.7
13	Tari Eason	F	6-8	215	Fr.-HS	Seattle, Wash.	3-0	4.0	4.3	1.7	15.5
33	Chris Vogt	C	7-1	260	Sr.-1L	Mayfield, Ky.	3-3	9.3	4.3	2.3	27.5
OFF THE BENCH											
25	Rapolas Ivanauskas	F	6-10	235	Gr.-Tr.	Barrington, Ill.	3-2	9.3	5.3	0.7	22.9
1	Zach Harvey	G	6-5	195	So.-1L	Overland Park, Kan.	3-0	2.3	0.7	0.3	10.2
24	Jeremiah Davenport	G	6-7	205	So.-1L	Cincinnati, Ohio	3-0	6.0	1.3	2.0	15.5
20	Mamoudou Diarra	F	6-9	225	R-Jr.-2L	Bamako, Mali	3-0	2.0	1.7	1.0	7.9
55	Gabe Madsen	G	6-5	195	Fr.-HS	Rochester, Minn.	1-0	0.0	1.0	0.0	5.0
3	Mike Saunders Jr.	G	6-0	190	Fr.-HS	Indianapolis, Ind.	3-0	1.3	0.7	0.3	7.5
30	Viktor Lakhin	G	6-11	228	Fr.-HS	Anapa, Russia	--	9.8@	7.0@	--	--
31	Sam Martin #	F	5-10	170	Sr.-3L	Cincinnati, Ohio	--	--	--	--	--
43	Rob Banks #	F	6-5	210	So.-1L	Bracknell, England	--	--	--	--	--
44	Adam Cook #	F	6-6	180	Sr.-1L	Marysville, Ohio	--	--	--	--	--
45	Mason Madsen	G	6-4	190	Fr.-HS	Rochester, Minn.	--	19.7@	5.5@	5.0@	--

@-Statistics are from last season played; ^-Blocks; *-Steals

2020-21 CINCINNATI NUMERICAL ROSTER

NO.	NAME	POS.	HT.	WT.	CLASS-EXP.	HOMETOWN/HIGH SCHOOL/LAST SCHOOL
0	David DeJulius	G	6-0	195	Jr.-Tr.	Detroit, Mich./East English Village Prep Academy/Michigan
1	Zach Harvey	G	6-5	195	So.-1L	Overland Park, Kan./Hayden HS/Prolific Prep Academy (Calif.)
2	Keith Williams	G	6-5	215	Sr.-3L	Brooklyn, N.Y./Bishop Loughlin Memorial
3	Mike Saunders Jr.	G	6-0	190	Fr.-HS	Indianapolis, Ind./Wasatch Academy (Utah)
13	Tari Eason	F	6-8	215	Fr.-HS	Seattle, Wash./Garfield HS
20	Mamoudou Diarra	F	6-9	225	R-Jr.-2L	Bamako, Mali/22 Feet Academy (S.C.)
23	Mika Adams-Woods	G	6-3	185	So.-1L	Syracuse, N.Y./Bishop Ludden HS/New Hampton School (N.H.)
24	Jeremiah Davenport	G	6-7	205	So.-1L	Cincinnati, Ohio/Moeller HS/Hargrave Military Academy
25	Rapolas Ivanauskas	F	6-10	235	Gr.-Tr.	Barrington, Ill./Brewster Academy (N.H.)/Northwestern/Colgate
30	Viktor Lakhin	F	6-11	228	Fr.-HS	Anapa, Russia/CSKA-2
31	Sam Martin #	G	5-10	170	Sr.-3L	Cincinnati, Ohio/Summit Country Day
33	Chris Vogt	C	7-1	260	Sr.-1L	Mayfield, Ky./Graves County HS/Northern Kentucky
43	Rob Banks #	F	6-5	210	So.-1L	Bracknell, England/Gould Academy
44	Adam Cook #	F	6-6	180	Sr.-1L	Marysville, Ohio/Marysville HS
45	Mason Madsen	G	6-4	190	Fr.-HS	Rochester, Minn./Mayo Senior HS
55	Gabe Madsen	G	6-5	195	Fr.-HS	Rochester, Minn./Mayo Senior HS

2020-21 CINCINNATI ALPHABETICAL ROSTER

NO.	NAME	POS.	HT.	WT.	CLASS-EXP.	HOMETOWN/HIGH SCHOOL/LAST SCHOOL
3	Mika Adams-Woods	G	6-3	185	Fr.-HS	Syracuse, N.Y./Bishop Ludden HS/New Hampton School (N.H.)
23	Mika Adams-Woods	G	6-3	185	So.-1L	Syracuse, N.Y./Bishop Ludden HS/New Hampton School (N.H.)
43	Rob Banks #	F	6-5	210	So.-1L	Bracknell, England/Gould Academy
44	Adam Cook #	F	6-6	180	Sr.-1L	Marysville, Ohio/Marysville HS
24	Jeremiah Davenport	G	6-7	205	So.-1L	Cincinnati, Ohio/Moeller HS/Hargrave Military Academy
0	David DeJulius	G	6-0	195	Jr.-Tr.	Detroit, Mich./East English Village Prep Academy/Michigan
20	Mamoudou Diarra	F	6-9	225	R-Jr.-2L	Bamako, Mali/22 Feet Academy (S.C.)
13	Tari Eason	F	6-8	215	Fr.-HS	Seattle, Wash./Garfield HS
1	Zach Harvey	G	6-5	195	So.-1L	Overland Park, Kan./Hayden HS/Prolific Prep Academy (Calif.)
25	Rapolas Ivanauskas	F	6-10	235	Gr.-Tr.	Barrington, Ill./Brewster Academy (N.H.)/Northwestern/Colgate
30	Viktor Lakhin	F	6-11	228	Fr.-HS	Anapa, Russia/CSKA-2
55	Gabe Madsen	G	6-5	195	Fr.-HS	Rochester, Minn./Mayo Senior HS
45	Mason Madsen	G	6-4	190	Fr.-HS	Rochester, Minn./Mayo Senior HS
31	Sam Martin #	G	5-10	170	Sr.-3L	Cincinnati, Ohio/Summit Country Day
3	Mike Saunders Jr.	G	6-0	190	Fr.-HS	Indianapolis, Ind./Wasatch Academy (Utah)
33	Chris Vogt	C	7-1	260	Sr.-1L	Mayfield, Ky./Graves County HS/Northern Kentucky
2	Keith Williams	G	6-5	215	Sr.-3L	Brooklyn, N.Y./Bishop Loughlin Memorial

- Walk-on

COACHING & SUPPORT STAFF

Head Coach: John Brannen (Second season at UC; Sixth season overall)
 Assistant Coaches: Jayson Gee, Sean Dwyer, Tim Morris
 Assistant to the Head Coach/Recruiting Coordinator: Jake Luhn
 Director of Basketball Operations: Craig Heatherly
 Director of Player Personnel: Rodney Crawford

Video Coordinator: George Neilson
 Graduate Assistants: Mike Bueter, Blaine Calhoun
 Athletic Trainer: Phil Montano
 Director of Sports Performance: Tyler Stuart

CINCINNATI QUICK FACTS

GENERAL INFORMATION

Location	Cincinnati, OH 45221
Founded	1819
Enrollment	46,798
Nickname	Bearcats
Colors	Red (PMS: 186) and Black
Arena (Capacity)	Fifth Third Arena (12,012)
Affiliation	NCAA Division I
Conference	American Athletic Conference
President	Neville Pinto
Director of Athletics	John Cunningham
Faculty Representative	Brian Hatch
Department of Athletics Phone	(513) 556-4603
Athletics Ticket Office Phone	(877) CATS-TIX

ATHLETIC COMMUNICATIONS

Asst. AD/Primary Basketball Contact	Andre Foushee
Office/Cell Phone	(513) 556-5182/(859) 797-7871
Email Address	Andre.Foushee@uc.edu
Associate AD/Athletics Communications	Ryan Koslen
Office/Cell Phone	(513) 556-5186/513-497-3132
Email	Ryan.Koslen@uc.edu

BASKETBALL STAFF

Head Coach	John Brannen (Marshall, 1997)
Basketball Office Phone	(513) 556-5847
Assistant Coach	Jayson Gee (Charleston [W.Va.], 1988)
Assistant Coach	Sean Dwyer (Michigan State, 2009)
Assistant Coach	Tim Morris (Stanford, 2008)
Asst. to the Head Coach/Recruiting Coord.	Jake Luhn (UMass Boston, 2002)
Director of Operations	Craig Heatherly (UMass-Lowell, 2010)
Director of Player Personnel	Rodney Crawford (Cincinnati, 2002)
Video Coordinator	George Neilson (Alabama, 2011)
Athletic Trainer	Phil Montano (Ohio, 2014)
Director of Sports Performance	Tyler Stuart (Anderson, 2007)
Graduate Assistants	Mike Bueter (Northern Kentucky, 2018) Blaine Calhoun (Cincinnati, 2020)



PRONUNCIATION

MIKA Adams-Woods	MY-ka
MAMOUDOU DIARRA	MAMA-doo DEE-are-uh
TARI Eason	TAH-ree
RAPOLAS IVANAUSKAS	RAP-oh-liss eye-ven-OW-skiss
Viktor LAKHIN	LOCK-in
Chris VOGT	Vote
Jayson GEE	Like the letter "G"

ROSTER INFORMATION

By State/Country

England	(1) Rob Banks
Indiana	(1) Mike Saunders Jr.
Illinois	(1) Rapolas Ivanauskas
Kansas	(1) Zach Harvey
Kentucky	(1) Chris Vogt
Mali	(1) Mamoudou Diarra
Michigan	(1) David DeJulius
Minnesota	(2) Gabe Madsen, Mason Madsen
New York	(2) Mika Adams-Woods, Keith Williams
Ohio	(3) Adam Cook, Jeremiah Davenport, Sam Martin
Russia	(1) Viktor Lakhin
Washington	(1) Tari Eason

By Class

Freshmen	(5) Tari Eason, Viktor Lakhin, Gabe Madsen, Mason Madsen, Mike Saunders Jr.
Sophomore	(4) Mika Adams-Woods, Rob Banks, Jeremiah Davenport, Zach Harvey
Juniors	(2) David DeJulius, Mamoudou Diarra (Redshirt)
Seniors	(5) Adam Cook, Sam Martin, Chris Vogt, Keith Williams, Rapolas Ivanauskas (Graduate Transfer)

By Height

7-1	(1) Chris Vogt
6-10	(2) Rapolas Ivanauskas, Viktor Lakhin
6-9	(1) Mamoudou Diarra
6-8	(1) Tari Eason
6-7	(1) Jeremiah Davenport
6-6	(1) Adam Cook
6-5	(4) Rob Banks, Zach Harvey, Gabe Madsen, Keith Williams
6-4	(1) Mason Madsen
6-3	(2) Mika Adams-Woods, Mason Madsen
6-0	(2) David DeJulius, Mike Saunders Jr.
5-10	(1) Sam Martin

HISTORY

First year of basketball/All-time record	1901-02/1,838-1,026 (.642)
NCAA appearances/last	33/2019
All-time record	46-32 (.590)
National Championships	2/1961, 1962
Final Four appearances/last	6/1992
Elite Eight appearances/last	8/1996
Sweet 16 appearances/last	10/2012
Conference Regular-Season Championships/last	29/2020
Conference Tournament Championships/last	12/2019
Postseason NIT appearances/last	10/2010
All-time record	8-10 (.444)

TEAM INFORMATION

2019-20 Record	20-10
American Athletic Conference Record (Finish)	13-5 (T-1st)
Starters returning/lost	3/2
Letterwinners returning/lost	9/5
Newcomers	7
Percentage of points returning	46.9 percent (1,023 of 2,182)
Percentage of rebounds returning	47.1 percent (494 of 1,048)
Percentage of assists returning	33.6 percent (147 of 437)

GAME PREVIEW

- » Cincinnati (2-1) plays at No. 12/16 Tennessee (1-0) on Saturday. Tipoff is 12:30 p.m. ET on the SEC Network Alternate channel.
- » The Bearcats are coming off a 78-73 home win over Furman on Wednesday. Keith Williams scored a game-high 27 points on 10-of-17 shooting. Tari Eason, Chris Vogt and Jeremiah Davenport added eight points each.
- » The Volunteers opened their season Tuesday with a 56-47 home win over Colorado. John Fulkerson and Santiago Vescovi tallied 11 points to lead the way.
- » Cincinnati leads the series with Tennessee overall, including a 78-66 win at Fifth Third Arena last season.
- » **UP NEXT:** UC opens American Athletic Conference play hosting USF on Wednesday, Dec. 16. The game tips at 7 p.m. ET on ESPN2/ESPNU.

SCOUTING TENNESSEE

- » Tennessee earned a 56-47 win over Colorado on Tuesday to open its season. Five other games on its schedule were canceled due to COVID-19 protocols. The Vols were the last team in the current AP Top 25 to start their season.
- » A preseason poll of league media predicted Tennessee atop the Southeastern Conference at season's end.
- » John Fulkerson (13.7 points, 5.9 rebounds in 2019-20) was named First Team All-SEC while Yves Pons (10.8 points, 5.4 rebounds, 2.4 blocks in 2019-20) was tabbed Second Team All-SEC honors.
- » Sacred Heart graduate transfer E.J. Anosike finished 2019-20 ranked among the NCAA leaders in offensive rebounds per game (4th at 4.18), total rebounds per game (6th at 11.6), double-doubles (7th at 18) and defensive rebounds per game (19th at 7.42).
- » Oregon transfer Victor Bailey Jr. is eligible to play this season after averaging 7.0 points in 17.9 minutes during the 2018-19 campaign.

SERIES HISTORY

- » Cincinnati has won six of seven meetings, including three in a row, in its series with Tennessee. Prior to last season, the two programs hadn't played since the Bearcats registered a 79-58 victory on Jan. 4, 1993 at the Shoemaker Center (now Fifth Third Arena). The Bearcats leads the series 4-0 in Cincinnati and 2-1 in Knoxville.
- » Tennessee's victory came by a 76-68 result on Dec. 10, 1956 in Knoxville, Tenn.
- » **RECORD VS. THE SEC:** Cincinnati owns a 43-51 record against current teams in the Southeastern Conference: Alabama (2-1); Arkansas (3-1); Auburn (0-0), Florida (0-1), Georgia (1-0); Kentucky (11-28); LSU (1-0); Ole Miss (1-1); Mississippi State (3-3); Missouri (1-0); South Carolina (7-14); Tennessee (6-1), Texas A&M (1-0) and Vanderbilt (6-1).
- » Cincinnati plays at SEC member Georgia next Saturday, Dec. 19 (tip is TBA).

LAST MEETING

- » CINCINNATI (AP) - Trevon Scott scored 15 points and Cincinnati recovered from back-to-back losses by knocking off No. 21 Tennessee 78-66 on Wednesday night.
- » The Bearcats (7-4) got the better of a back-and-forth game by getting inside one of the country's stingiest defenses for close-up baskets. Forty-six of Cincinnati's points came in the paint.

- » Keith Williams had a steal and layup during a 9-0 run that put the Bearcats in control 67-57 with 3:27 left. Williams finished with 11 points and five rebounds.
- » The Volunteers (7-3) were coming off a 51-47 loss to No. 13 Memphis that highlighted their offensive shortcomings. This time, the biggest problems were on a defense that hadn't given up 70 points in a game this season.
- » John Fulkerson had a team-high 14 points for Tennessee. The Volunteers were only 3 of 15 from beyond the arc.
- » The Bearcats led 38-34 after a wide-open first half full of turnovers. They shot 64% from the field, with Jaevin Cumberland making four of his five shots to lead the way.
- » The Volunteers dug in defensively in the second half -- Cincinnati missed eight of its first 12 shots -- and neither team managed to get much of an advantage. There were two ties and four lead changes before Cincinnati went on its pivotal run.

CINCINNATI'S LAST GAME:

- » **CINCINNATI 78, FURMAN 73 - DEC. 9**
- » **CINCINNATI** - Keith Williams scored 27 points to help lead Cincinnati to a 78-73 win over Furman on Wednesday inside Fifth Third Arena.
- » Cincinnati (2-1) shored up its defense, holding Furman (4-1) under 40 percent (23-58) from the field and to 25 percent (7-28) from behind the 3-point line.
- » Williams finished 10-of-17 from the field, pulled down five rebounds and had two blocks, two steals and an assist.
- » The Bearcats led by as many as 14 in the second half, up 47-33 with 17:13 left, but the Paladins battled back, using a 19-9 run over 9:10 to pull within two at 56-54 with 7:45 to go.
- » From there, UC pushed the lead to as many as nine, 68-59 at the last media timeout of the night. Furman wasn't done, doubling up the Bearcats, 14-7, over the next 3:46 to pull within two after a Clay Mounce 3-pointer made it 75-73 Cincinnati with 13 ticks on the clock. Mika Adams-Woods sank a pair of free throws and Williams made one in the waning seconds to push the final margin to five at 78-73.
- » Mounce finished with a team-high 23 points along with four boards for Furman. Noah Gurley added 20 and grabbed eight rebounds.
- » UC's David DeJulius pulled down a career high nine rebounds along with scoring seven points with four assists. Bearcats freshman Tari Eason made his first collegiate start and notched a career best eight points.

TIP-INS

- » **WILLIAMS LEADS SCORING EFFORT:** After Preseason AAC First Team honoree Keith Williams struggled with foul trouble in the season opener against Lipscomb, the senior guard is averaging 22.5 points, 5.5 rebounds and 2.0 assists in UC's last two games.
- » He scored a game-high 27 points on 10-of-17 shooting with five rebounds against Furman on Wednesday.
- » Williams accounted for a team-high 18 points with six rebounds and three assists against city-rival Xavier (12/6).
- » Williams (12.6 points, 4.6 rebounds in 2019-20) enjoyed his best season as a Bearcat a year ago, starting 29 of 30 games.
- » **SOLID PLAY AT THE POINT:** Michigan junior transfer David DeJulius has shown solid play at the point early this season.

- » He tallied 16 points on 6-of-11 shooting with five rebounds, six assists and zero turnovers against Xavier (12/6). He followed that performance with seven points and a game-best nine rebounds with five assists against Furman (12/9).
- » He enters the Tennessee game second on the team in points (10.3) and first in rebounds (6.7) and assists (5.0).
- » **EASON MOVES INTO STARTING LINEUP:** Freshman Tari Eason started the first game of his young career Wednesday against Furman, scoring eight points of 4-of-7 shooting with two blocks in 24 minutes.
- » Eason pulled down a team-best eight rebounds to go with two assists in 15 minutes against Xavier (12/6).
- » **CAREER HIGH FOR ADAMS-WOODS:** Mika Adams-Woods posted a career-high 16 points against Lipscomb (12/2). It marked his eighth double-figure scoring effort as a Bearcat. He has started 21 of UC's last 22 games dating back to last season.
- » **VOGT COMES ALIVE LATE:** Chris Vogt helped the Bearcats rally late for the victory over Lipscomb (12/2). Trailing 49-43 with 7:50 left, UC closed the game on a 24-6 run thanks in part to Vogt's eight points, four rebounds and two blocks during the span.
- » **VERSUS RANKED OPPONENTS:** Cincinnati went 2-3 against ranked opponents last season in its first year of the John Brannen coaching era. UC posted home wins over Tennessee and Houston, who were both ranked No. 21 in the AP poll when they visited Cincinnati.
- » The Bearcats lost to then No. 18 Ohio State in the season opener and fell on the road at then-No. 22 Memphis and then-No. 21 Houston.
- » UC's last road win against a Top 25 opponent came at then No. 11 Wichita State (62-61 on Mar. 4, 2018) to lock up the 2018 AAC regular-season championship.
- » Brannen is looking for the first road win against a Top 25 foe in his young head coaching career (0-6).
- » **LATEST SEASON OPENER SINCE:** The battle with Lipscomb on Dec. 2 marked Cincinnati's latest season opener since the 1978-79 campaign (an 84-72 loss at Long Beach State 12/2/78). Each of the prior two Bearcat season openers have marked the earliest start dates in program history: 11/7/2018 vs. Ohio State and 11/8/2019 at Ohio State.
- » **CLOSER LOOK AT NON-LEAGUE SCHEDULE:** The Bearcats are battling through a challenging non-league slate in 2020-21.
 - Lipscomb (16-16, 9-7 ASUN): preseason ASUN favorite
 - Xavier (19-13, 8-10 BIG EAST): city-rival picked seventh in a preseason BIG EAST coaches poll.
 - Furman (25-7, 15-3 SoCon): preseason SoCon favorite
 - at Tennessee (17-14, 9-9 SEC): Preseason SEC favorite, currently ranked 12th in the AP poll.
 - at Georgia (16-16, 5-13 SEC): picked to finish 13th in SEC.
- » The 2019-20 end-of-year NET rankings listed Cincinnati's overall (21) and nonconference (32) strength of schedule among the nation's best and tops among all AAC teams.
- » **AMONG GREATEST PROGRAMS EVER:** Matt Norlander of CBSSports.com ranked Cincinnati 10th in a ranking of the 68 greatest college basketball programs since the advent of the NCAA Tournament in 1939.
- » The Top 25 ranking, which was announced on Nov. 19, 2020, was based on wins and losses, NCAA Tournament success, conference dominance, NIT titles and the cultivation of NBA talent.
- » Entering this season, the Bearcats had compiled a

1542-765 record with 25 regular-season titles, 33 NCAA Tournament appearances, two national titles, six Final Four appearances, 434 weeks nationally ranked and 39 Top-60 NBA picks since 1938-39.

- » Cincinnati's ranking places the Bearcats ahead of 70 of 79 programs who are current members of the Atlantic Coast Conference, BIG EAST, BIG 12, Big Ten, PAC-12 and Southeastern Conference.
- » The Top 10 listing: 1. Kentucky; 2. North Carolina; 3. Duke; 4. UCLA; 5. Kansas; 6. Louisville; 7. Indiana; 8. UConn; 9. Villanova; 10. Cincinnati.
- » **TWINS ARE THE NEW NORMAL:** Twins are almost commonplace within UC Athletics. Not only is there a set on the 2020-21 UC men's basketball roster (freshmen Gabe and Mason Madsen) but also the women's basketball roster (sophomores Jada and Jady Scott, sisters of former UC men's basketball player Trevon Scott).
- » And we're just getting started.
- » UC men's basketball coach John Brannen has twin daughters (Jaylee and Katelyn).
- » UC men's basketball assistant coach Tim Morris has fraternal twins (Ryan and Simeon).
- » UC men's basketball academic advisor Jessie Mills has twin daughters (Remi and Blake).
- » UC football coach Luke Fickell has two sets of twin sons (Aydon and Ashton as well as Laykon and Lucian).
- » UC Director of Athletics John Cunningham also has twin sons (Gus and Hank).
- » Also noteworthy, the UC women's lacrosse roster features triplets (seniors Adrianna, Alexandra and Amanda Fess).

ABOUT THE 2020-21 BEARCATS

- » The second edition of Bearcats under head coach John Brannen returns three starters from last season's squad that posted a 20-10 overall mark, tied for second in the AAC (13-5) and shared the regular-season league crown before the season was canceled due to the coronavirus (COVID-19) pandemic.
- » Williams (12.6 points, 4.6 rebounds) and Vogt (11.0 points and 5.9 rebounds) each started 29 games while sophomore guard Mika Adams-Woods (5.0 points, 1.6 assists) started 19 of UC's final 20 games.
- » Redshirt-junior forward Mamoudou Diarra (3.0 points, 2.8 rebounds) made more impactful contributions as the season progressed while sophomore guards Jeremiah Davenport (18 games) and Zach Harvey (26 games) showed flashes of their potential as reserves a year ago.
- » Seven newcomers also pepper the 2020-21 roster, including graduate transfer forward Rapolas Ivanauskas from Colgate and junior transfer guard David DeJulius from Michigan. The freshmen class consists of forwards Tari Eason and Viktor Lakhin and guards Mike Saunders Jr., and twins Mason Madsen and Gabe Madsen.

COACHES PICK BEARCATS FOURTH IN AAC; WILLIAMS AND VOGT HONORED

- » American Athletic Conference coaches predicted a fourth-place finish for Cincinnati in the preseason. The Bearcats were allotted 77 points. Houston was picked as the league favorite, garnering 99 points, followed by Memphis (90 points) and SMU (80 points). Houston received nine first-place votes while Memphis gathered the other two.
- » The predicted order of finish for the remaining AAC teams follows: USF (61 points), Tulsa (50), Wichita State (44), UCF (37), East Carolina (34), Temple (18) and Tulane (15).
- » Senior guard Keith Williams earned preseason First Team All-AAC honors while senior center Chris Vogt received

Second Team All-AAC accolades.

- » Williams becomes the sixth Bearcat to earn AAC preseason first team all-conference honors since the league formed prior to 2013-14, joining Sean Kilpatrick (2014), Octavius Ellis (2016), Troy Caupain (2017), Gary Clark (2017) and Jarron Cumberland (2019, 2020).

BEARCATS IN THE AAC

- » Cincinnati has claimed three AAC regular-season crowns (2014, 2018, 2020) and two AAC Tournament titles (2018, 2019) while winning an AAC-best 99 conference games.
- » Last season, UC head coach Brannen became the first UC coach since Tay Baker (Missouri Valley Conference) in 1966 to guide the Bearcats to a regular-season league crown in his first season at the helm.

BEARCAT POINTS OF PRIDE

- » Cincinnati is one of six schools in the nation to have appeared in the last nine NCAA Tournaments played entering the 2020-21 season, joining Duke, Gonzaga, Kansas, Michigan State and North Carolina.
- » UC's 33 NCAA Tournament appearances entering the 2019-20 postseason were tied for 12th most in the nation.
- » UC's 1,838 all-time wins rank 11th most in the nation.

CINCINNATI TRADITION - BY THE NUMBERS

- » 2 - National Titles (1961, 1962)
- » 6 - Final Fours (1959-63, 1992)
- » 8 - Elite Eights (Last: 1996)
- » 10 - Sweet Sixteen Appearances (Last: 2012)
- » 33 - NCAA Tournament Appearances (Last: 2019)
- » 23 - NCAA Tournament Appearances since 1992
- » 10 - NIT Appearances (Last: 2010)
- » 29 - Conference Titles (Last: 2020)
- » 12 - Conference Tournament Titles (Last: 2019)
- » 1,838 - All-Time Wins (11th most in nation)
- » 32 - All-Americans (Last: Jarron Cumberland [2019])
- » 84 - All-Conference Selections (Last: Jarron Cumberland, Trevon Scott [2020])
- » 57 - NBA Draft Picks (Last: Jacob Evans III [2018])
- » 53 - Members of the 1,000-Point Club
- » 434 - Weeks Ranked in AP Top 25
- » 212 - Weeks Ranked in AP Top 10
- » 45 - Weeks ranked No. 1
- » 2 - Members of Basketball Hall of Fame (Jack Twyman & Oscar Robertson)
- » 2 - Olympic Gold Medalists (Robertson [1960] & George Wilson [1964])

OVER THE LAST 10 SEASONS

- » Cincinnati is one of six schools in the nation to have appeared in the last nine NCAA Tournaments played entering the 2020-21 season, joining Duke, Gonzaga, Kansas, Michigan State and North Carolina.
- » **UC'S ACHIEVEMENTS THE LAST 10 SEASONS:**
- » 257-90 overall record (.741 win percentage)
- » 99 wins in AAC play (league best)
- » Won three AAC regular-season titles (2014, 2018, 2020) and three AAC tournament championships (2018, 2019, 2020).
- » 154-25 home record (.860 win percentage), including a 64-6 mark since the start of 2016-17.
- » Ranked in the AP Top 25 poll for 71 weeks.
- » 26 all-conference awards won by 11 different players.
- » Four former players signing with NBA teams (Troy Caupain, Gary Clark, Jacob Evans III and Sean Kilpatrick).

FIFTH THIRD ARENA

- » The 2020-21 campaign marks the third season since Cincinnati's Fifth Third Arena (capacity 12,012) reopened after a 20-month, privately funded \$87-million renovation prior to 2018-19.
- » The Bearcats have registered a 415-84 record (.832 win percentage) at the arena since its opening for the 1989-90 campaign. UC was 16-2 at home in 2018-19 and was 12-2 in 2019-20.
- » UC's .914 win percentage (64-6) at Fifth Third Arena since the start of 2016-17 finished the 2019-20 season ranks among the Top 10 in the nation.
- » While Fifth Third Arena was undergoing renovation during the 2017-18 season, UC played its home schedule at BB&T Arena on the campus of Northern Kentucky University where current UC head coach John Brannen was leading the Norse.

LAST SEASON LOOKBACK

- » **TEAM ACCOMPLISHMENTS:** Cincinnati (20-10, 13-5 American) earned a share of the 2020 American Athletic Conference men's basketball regular-season championship and received the top seed in the 2020 AAC Championship, March 12-15, at Dickies Arena in Fort Worth, Texas. The event was canceled due to a coronavirus (COVID-19) pandemic.
- » The Bearcats compiled a 13-5 league record, winning 10 of their final 13 conference games to share the regular-season crown with No. 2 seed Houston and No. 3 seed Tulsa.
- » UC extended its streak of 20-win campaigns to 10 consecutive seasons in 2019-20. It continued the longest streak since the Bob Huggins era when UC set a school record, winning 20 or more games for 11 consecutive seasons (1992-2002). It marked the 39th 20-win season in program history.
- » Cincinnati led the nation, playing in seven overtime games in 2019-20. The number was also a school and AAC record.
- » UC also played in four consecutive overtime games at the end of February, tying for the NCAA record with Jacksonville (1982), Illinois State (1985) and Dayton (1988).
- » UC rallied from a deficit of 10 or more points for the win in six games in 2019-20, including each of its last two regular-season games.
- » **TEAM RANKINGS:** UC ranked in the top third of the AAC in field goal percentage (2nd at .445), assists (2nd at 14.6), points (3rd at 72.7), rebounding defense (4th at 34.1), rebounding margin (4th at +3.6) and blocks (4th at 4.9).
- » The Bearcats ranked nationally in blocks per game (24th at 4.9), field goal percentage defense (29th at .398) and total blocks (30th at 146).
- » **PLAYER ACCOMPLISHMENTS:** UC's **Jarron Cumberland** and **Trevon Scott** were named AAC First Team honorees as voted upon by the league's coaches.
- » Scott claimed AAC Defensive Player of the Year, the Most Improved Player and the Sportsmanship Award.
- » Jarron Cumberland finished his career as only the fourth Bearcat in school history to achieve 1,700 points and 400 assists for his career.
- » Scott became the first UC player to average a double-double in a season since Dwight Jones averaged 16.6 points and 10.1 rebounds in 1982-83.
- » Scott's 10.5 rebounds per game in 2019-20 were the most by a Bearcat since Pat Cummings averaged 11.3 rebounds during the 1978-79 campaign.

-GOBEARCATS.COM-



THE BRANNEN FILE

- » **Hometown:** Alexandria, Ky.
- » **Alma Mater:** Marshall, 1997
- » **Family:** wife, Lisa;
twin daughters, Jaylee and Katelyn

COACHING EXPERIENCE

- » **1999-2000:**
Asst. Coach, Charleston (W.Va.)
- » **2001-2002 to 2002-03:**
Asst. Coach, Eastern Kentucky
- » **2003-04 to 2005-06:**
Asst. Coach, St. Bonaventure
- » **2006-07 to 2008-09:**
Asst. Coach, VCU
- » **2009-10 to 2012-13:**
Asst. Coach, Alabama
- » **2013-14 to 2014-15:**
Assoc. Head Coach, Alabama
- » **2015-16 to 2018-19:**
Head Coach, Northern Kentucky
- » **2019-20 to Present:**
Head Coach, Cincinnati

PLAYING EXPERIENCE

- » **1993-1994 to 1994-95:**
Morehead State
- » **1995-96 to 1996-97:**
Marshall
 - First Team All-Southern Conference as a senior (1997)
 - Led the Southern Conference in scoring as a senior (20.9 points)
 - Scored 1,008 points in two seasons playing for Billy Donovan (1996) and Greg White (1997)

CINCINNATI HEAD COACH JOHN BRANNEN

John Brannen made an immediate impression in Clifton in 2019-20, becoming the first Cincinnati head coach since 1966 to win a conference regular-season championship in his first season on the job, guiding the Bearcats to a share of the American Athletic Conference title.

The achievement seems to be a pattern for Brannen, who also won regular-season crowns his last two seasons across the Ohio River at Northern Kentucky (2018, 2019) before coming to Cincinnati.

The feat also puts Brannen in rare company nationally as one of only six active coaches to have won a conference regular-season crown in each of the past three seasons along with Gonzaga's Mark Few (eight consecutive West Coast Conference titles), Vermont's John Becker (four American East Conference titles), New Mexico State's Chris Jans (three Western Athletic Conference titles), Michigan State's Tom Izzo (three Big Ten Conference titles), and Murray State's Matt McMahon (three Ohio Valley Conference titles).

Brannen also became the fifth UC coach in history to win a regular-season conference title in his first year leading the program, joining Frank Rice (1929 - Buckeye Athletic Association), John Wiethe (1947 - Mid-American Conference), Ed Jucker (1961 - Missouri Valley Conference) and Tay Baker (1966 - Missouri Valley Conference).

Brannen, who was named UC's 27th head coach in program history on Apr. 14, 2019, had served as NKU's head coach since the 2015-2016 season, taking the Norse to unprecedented success as the school's athletics department underwent reclassification. Since earning active Division I status eligibility prior to the start of the 2016-17 season, the Norse men's basketball program has compiled a 72-30 overall record, making three consecutive postseason appearances (NCAA Tournament [2017, 2019], NIT [2018]), winning back-to-back Horizon League regular-season championships (2018, 2019) and claiming a pair of conference tournament titles (2017, 2019). No other school in the nation has enjoyed NKU's amount of success in its first three years with active status at the Division I level.

Brannen, whose coaching career spans 20 seasons, owns a 104-63 career record as head coach, including a 22-11 mark at Cincinnati. He registered an 81-51 ledger in four seasons at NKU and a 1-1 mark as Alabama's interim head coach at the end of the 2014-15 campaign.

The 2017 Horizon League Coach of the Year, Brannen led the Norse to a 24-11 record in 2016-17, the Horizon League Tournament title and an appearance in the NCAA Tournament in the school's first season of active status eligibility. NKU's win total was an improvement of 15 victories from the previous season, marking the third-best turnaround in the nation behind only UCLA and Minnesota.

Brannen guided NKU to a 22-10 mark, the Horizon League regular-season championship and an NIT appearance in 2017-18. NKU posted a Division I-era record 26 wins with eight losses in 2018-19, claiming the league regular-season championship and tournament title and its second NCAA Tournament appearance in three years.

Brannen's players earned 10 Horizon League postseason accolades at NKU, highlighted by Drew McDonald receiving league player of the year honors in 2019. NKU finished 2018-19 ranked 11th in the nation in both

total assists (592) and assists per game (16.9). The Norse also ranked nationally in field goal shooting percentage (27th at .478), scoring margin (28th at +9.6), assist-to-turnover ratio (32nd at 1.34), three-point shooting defense (34th at .314), rebound margin (43rd at +4.5) and scoring offense (44th at 78.5 points).

Brannen came to NKU after spending six seasons (2010-2015) at Alabama coaching under Anthony Grant, four as an assistant coach and two as the associate head coach. The Crimson Tide made four postseason appearances during his stay. Alabama finished as the runners up at the 2011 NIT, posting a 25-12 overall mark and winning the Southeastern Conference West Division title. The Crimson Tide made an NCAA Tournament appearance the following season and later advanced to the NIT quarterfinals in 2013 and the second round of the NIT in 2015. Brannen served as interim head coach for Alabama's two games in the 2015 NIT. While in Tuscaloosa, Brannen helped sign Alabama's 2011 recruiting class that ranked fifth in the nation according to Rivals.com.

Prior to Alabama, Brannen served as an assistant coach at VCU for three seasons (2007-09) under Anthony Grant, helping lead the Rams to three 20-win campaigns, two NCAA Tournament appearances (2007, 2009) and a showing in the NIT (2008). The 2007 squad posted a 28-7 mark, upsetting Duke in the first round of the NCAA Tournament.

Brannen helped recruit Larry Sanders, who later was drafted by Milwaukee as the 15th pick in the 2010 NBA draft and also helped recruit four of VCU's five starters on its 2011 Final Four team.

Brannen also was an assistant coach at St. Bonaventure (2004-06) for three seasons, Eastern Kentucky (2001-2003) for three seasons and Charleston for the 1999-2000 campaign.

A native of nearby Alexandria, Kentucky, Brannen attended Newport Central Catholic High School. He began his collegiate playing career at Morehead State before transferring to Marshall for his final two seasons, playing for head coaches Billy Donovan (1996) and Greg White (1997).

Brannen was a first team All-Southern Conference selection as a senior at Marshall in 1996-97 when he led the league in scoring, averaging 20.9 points. He scored 1,008 points in two seasons with the Thundering Herd and still ranks among the school's top 25 players in career free throw percentage (.777), career three-pointers made (14th at 135), career three-point shooting percentage (14th at .386), single-season scoring (12th with 605 points in 1996-97) and single-season scoring average (23rd with 20.9 points during 1996-97).

A Rhodes Scholar finalist, Brannen received scholarships from both the NCAA and Southern Conference. He earned a degree in business management from Marshall in 1997. He was inducted into the Marshall University Athletics Hall of Fame in September 2019.

Following his time at Marshall, Brannen played two seasons of professional basketball in Belgium's First Division before beginning his coaching career.

Brannen and his wife Lisa live in Northern Kentucky and are the proud parents of twin daughters, Jaylee and Katelyn.

BRANNEN'S YEARLY COACHING RECORD

SEASON	SCHOOL (CONF.)	POSITION	RECORD/LEAGUE (FINISH)	LEAGUE TOURNAMENT (RECORD)	POSTSEASON (RECORD)
2014-15	Alabama (SEC)	Interim Head Coach	1-1/--	--	NIT Second Round (1-1)
Alabama Totals			1 season	1-1/0-0	.500/.000

SEASON	SCHOOL (CONF.)	POSITION	RECORD/LEAGUE (FINISH)	LEAGUE TOURNAMENT (RECORD)	POSTSEASON (RECORD)
2015-16	Northern Kentucky (Horizon)	Head Coach	9-21/5-13 (8th)	First Round (0-1)	None
2016-17	Northern Kentucky (Horizon)	Head Coach	24-11/12-6 (T-3rd)	Champions (3-0)	NCAA First Round (0-1)
2017-18	Northern Kentucky (Horizon)	Head Coach	22-10/15-3 (1st)	First Round (0-1)	NIT First Round (0-1)
2018-19	Northern Kentucky (Horizon)	Head Coach	26-9/13-5 (T-1st)	Champions (3-0)	NCAA First Round (0-1)
Northern Kentucky Totals			4 seasons	81-51/45-27	.614/.625

SEASON	SCHOOL (CONF.)	POSITION	RECORD/LEAGUE (FINISH)	LEAGUE TOURNAMENT (RECORD)	POSTSEASON (RECORD)
2019-20	Cincinnati (AAC)	Head Coach	20-10/13-5 (T-1st)	N/A - COVID 19	N/A - COVID 19
2020-21	Cincinnati (AAC)	Head Coach	2-1/0-0		
Cincinnati Totals			Second season	22-11/13-5	.667/.722

Head Coaching Totals	Sixth season	104-63/58-32	.623/.644
-----------------------------	---------------------	---------------------	------------------

BRANNEN'S RECORD AGAINST ALL OPPONENTS

SCHOOL	W-L	SCHOOL	W-L	SCHOOL	W-L	SCHOOL	W-L	SCHOOL	W-L
Alabama A&M	1-0	Eastern Kentucky	1-1	Kentucky	0-1	Northern Illinois	2-0	USF	1-0
Austin Peay	0-1	Eastern Washington	1-0	Lipscomb	1-0	Oakland	4-5	Valparaiso	2-3
Berea	1-0	East Tennessee State	1-1	Louisville	0-1	Ohio State	0-1	Vermont	1-1
Bowling Green	0-1	Fordham	0-0	Manhattan	1-0	Southeast Missouri State	2-0	Wabash	1-0
Brescia	1-0	Furman	1-0	UMBC	1-1	SMU	1-0	Western Kentucky	0-0
UCF	1-2	Georgia	0-0	Memphis	1-2	Temple	2-0	West Virginia	0-2
Cincinnati	0-1	Grand Canyon	0-0	Miami	0-1	Tennessee	1-0	Wichita State	2-0
Cleveland State	5-4	Green Bay	5-3	Miami (Ohio)	2-0	Texas A&M	0-1	Wilmington	1-1
Coastal Carolina	1-0	Houston	1-1	Michigan	0-1	Texas Tech	0-1	Wright State	5-5
Colgate	0-1	Illinois	1-1	Milwaukee	7-3	Tiffin	1-0	Xavier	0-3
Delaware	1-0	Illinois State	1-0	Morehead State	3-1	Toledo	0-1	Youngstown State	7-2
Detroit Mercy	8-1	IU-Kokomo	1-0	Nevada	0-0	Tulane	0-1		
Drake	1-0	IUPUI	3-1	Norfolk State	2-0	Tulsa	1-0		
Earlham	1-0	Iona	1-0	UNC Asheville	1-0	UConn	1-1		
East Carolina	2-0	Iowa	0-1	North Carolina A&T	0-1	UIC	6-2		
Eastern Illinois	1-1	James Madison	1-0	North Carolina Central	0-1	UNLV	1-0		

Possible 2020-21 opponents in boldface

THE LAST TIME...

TEAM

100 POINTS BY A TEAM

By UC	105 vs. Arkansas-Pine Bluff, 11/27/18
By Opponent	104 by UConn (40T), 3/11/16

90-99 POINTS BY A TEAM

By UC	92 vs. Memphis, 2/13/20
By Opponent	91 by Bowling Green, 11/24/19

30-PLUS POINT WIN

By UC	31 (75-44) vs. Tulsa, 1/8/20
By Opponent	38 (89-51) vs. Notre Dame, 3/10/11

60 PERCENT SHOOTING BY A TEAM

By UC	.641 vs. Arkansas-Pine Bluff, 11/27/18
By Opponent	.674 vs. Pittsburgh, 2/14/09

50 PERCENT SHOOTING BY A TEAM

By UC	.563 vs. Furman, 12/9/20
By Opponent	.510 by Xavier, 12/6/20

CINCINNATI PLAYED A RANKED OPPONENT

UC Win	64-62 vs. No. 21 Houston, 2/1/20
UC Loss	55-68 at No. 25 Houston, 3/1/20

SINGLE OVERTIME GAME

UC Win	70-67 at East Carolina, 2/16/20
UC Loss	72-71 (OT) at UConn, 2/9/20

DOUBLE OVERTIME GAME

UC Win	72-70 (2OT) vs. Georgetown, 3/8/12
UC Loss	89-87 (2OT) vs. UCF, 2/19/20

TRIPLE OVERTIME GAME

UC Win	75-73 (7OT*) vs. Bradley, 12/21/81
UC Loss	104-97 (4OT) vs. UConn, 3/11/16

* - NCAA record.

INDIVIDUAL

40 POINTS BY A PLAYER

By UC	41, Steve Logan vs. Southern Mississippi, 2/15/02
By Opponent	40, Trevon Bluiett, Xavier, 1/26/17

30 POINTS BY A PLAYER

By UC	30, Keith Williams at USF, 3/3/20
By Opponent	31, Corey Davis Jr., vs. Houston, 3/10/19

20 REBOUNDS BY A PLAYER

By UC	21 by Trevon Scott vs. UCF, 2/19/20
By Opponent	four times

15 REBOUNDS BY A PLAYER

By UC	19, Trevon Scott vs. Memphis, 2/13/20
By Opponent	15, Greg Monroe, vs. Georgetown, 3/6/10

TWO PLAYERS WITH 20 OR MORE POINTS IN SAME GAME

By UC	Keith Williams (30), Trevon Scott (21) at USF, 3/3/20
By Opponent	Daniel Hamilton (32), Jalen Adams (22) vs. UConn, 3/11/16

TWO PLAYERS WITH 10 OR MORE REBOUNDS IN SAME GAME

By UC	Trevon Scott (11), Keith Williams (11) vs. East Carolina, 1/19/20
By Opponent	Ben Moore (11), Sterling Brown (11) vs. SMU, 1/12/17

THREE PLAYERS WITH 10 OR MORE REBOUNDS IN SAME GAME

By UC	Gary Clark (10), Kyle Washington (10) & Troy Caupain (10) at Iowa State, 12/1/16
-------	--

10 ASSISTS BY A PLAYER

By UC	10, Jarron Cumberland at UConn, 2/9/20
By Opponent	10, Chris Howard, at USF, 2/14/09

FIVE STEALS BY A PLAYER

By UC	5, Chris McNeal vs. Iowa, 12/21/19
By Opponent	6, Tony Johnson Jr., vs. UCF, 2/19/20

FIVE BLOCKED SHOTS BY A PLAYER

By UC	5, Chris Vogt vs. Houston, 2/1/2/20
By Opponent	5, Tacko Fall, vs. UCF, 2/21/19

DOUBLE-DOUBLE BY A UC PLAYER

UC Win	Trevon Scott (21 pts, 11 rebs) at USF, 3/3/20
UC Loss	Trevon Scott (17pts, 11 rebs) at No. 25 Houston, 3/1/20

DOUBLE-DOUBLES BY TWO UC PLAYERS

By UC	Trevon Scott (15 pts, 10 rebs) & Nysier Brooks (12 pts, 10 rebs) vs. Milwaukee, 11/16/18
-------	--

DOUBLE-DOUBLES BY THREE UC PLAYERS

By UC	Troy Caupain (37 pts, 10 rebs), Octavius Ellis (13 pts, 10 rebs) & Gary Clark (12 pts, 12 rebs) vs. UConn, 3/11/16
-------	--

TRIPLE-DOUBLE BY A UC PLAYER

By UC	Eric Hicks (22 pts., 12 rebs., 10 blks.) vs. Marquette, 1/7/06
-------	--

UC PLAYER LED TEAM IN POINTS, REBOUNDS & ASSISTS

By UC	Jarron Cumberland (28 pts, 9 rebs, 4 assts) vs. SMU, 1/28/20
-------	--

A PLAYER WON A GAME IN THE FINAL SECONDS

By UC	Trevon Scott's tip-in with 2.8 seconds left UC defeats Temple 64-63, 3/7/20
By Opponent	Roosevelt Jones layup with 0.1 left Butler defeats UC 78-76, 12/2/15

FOUR PLAYERS SCORED IN DOUBLE FIGURES

By UC	Trevon Scott (22), Jarron Cumberland (19), Keith Williams (17), Jaevin Cumberland (12) vs. UCF, 2/19/20
-------	---

FIVE PLAYERS SCORED IN DOUBLE FIGURES

By UC	Keith Williams (17), Trevon Scott (14), Chris Vogt (13) Jarron Cumberland (13), Mika Adams-Woods (10) at East Carolina 2/16/20
-------	--

SIX PLAYERS SCORED IN DOUBLE FIGURES

By UC	Trevon Scott (25), Jarron Cumberland (15), Mika Adams-Woods (14), Keith Williams (11) Jaevin Cumberland (10) vs. Memphis, 2/13/20
-------	---

SEVEN PLAYERS SCORED IN DOUBLE FIGURES

By UC	Kevin Johnson (18), Jacob Evans (17), Justin Jenifer (13), Kyle Washington (12), Jarron Cumberland (11) Troy Caupain (10), Tre Scott (10) vs. Fairleigh Dickinson, 12/17/16
-------	---

EIGHT PLAYERS SCORED IN DOUBLE FIGURES

By UC	Farad Cobb (15), Shaq Thomas (14), Kevin Johnson (14), Coreontae DeBerry (12), Justin Jenifer (11), Quadri Moore (10), Jacob Evans (10), Ocatvius Ellis (10) vs. Robert Morris, 11/15/15
-------	--

THE POLLS

ASSOCIATED PRESS POLL (DEC. 7)		
RK.	TEAM (FIRST PLACE VOTES)	
1	Gonzaga (54)	1518
2	Baylor (7)	1470
3	Iowa	1385
4	Michigan St	1296
5	Kansas	1195
6	Illinois	1104
7	Houston	1090
8	Creighton	1068
9	Villanova	1033
10	Duke	954
11	West Virginia	918
12	Tennessee	767
13	Texas	750
13	Wisconsin	750
15	Virginia Tech	688
16	North Carolina	547
17	Texas Tech	541
18	Virginia	474
19	Richmond	419
20	Florida State	350
21	Rutgers	293
22	Ohio State	287
23	Arizona State	218
24	San Diego St.	123
25	Louisville	122

OTHERS RECEIVING VOTES:

Michigan 107; Saint Louis 94; Florida 90; Indiana 40; Oklahoma State 26; Oregon 26; Marquette 22; Missouri 19; Connecticut 12; Xavier 9; Clemson 7; Alabama 5; Washington St. 3; Maryland 2; Oklahoma 1; Southern Methodist 1; UCLA 1.

USA TODAY COACHES POLL (DEC. 7)		
RK.	TEAM (FIRST PLACE VOTES)	
1	Gonzaga (23)	788
2	Baylor (8)	774
3	Iowa (1)	717
4	Michigan St	679
5	Kansas	585
6	Villanova	581
7	Creighton	561
8	Houston	529
9	Illinois	525
10	West Virginia	471
11	Duke	458
12	Texas	407
13	Wisconsin	361
14	North Carolina	345
15	Virginia Tech	315
16	Tennessee	311
17	Texas Tech	310
18	Virginia	268
19	Richmond	198
20	Ohio St.	176
21	Florida State	167
22	Rutgers	161
23	Arizona State	121
24	Louisville	95
25	Florida	83

OTHERS RECEIVING VOTES:

Michigan 78; San Diego St. 50; Saint Louis 44; UCLA 38; Oregon 34; Oklahoma State 30; Indiana 26; Marquette 16; Missouri 15; Oklahoma 13; Louisiana State 13; Arkansas 11; NC State 10; Clemson 10; Maryland 6; Connecticut 6; Xavier 5; Memphis 2; Drake 2; Western Kentucky 1; Southern Methodist 1; Kentucky 1; Alabama 1; Abilene Christian 1.

CINCINNATI'S WEEKLY RANKINGS

ASSOCIATED PRESS	WEEK	USA TODAY
--	Preseason	--
--	Nov. 30	NA
--	Dec. 7	--

2020-21 AMERICAN ATHLETIC CONFERENCE

2020-21 AMERICAN CONFERENCE STANDINGS (THRU DEC. 9)

TEAM	AAC	PCT.	OVERALL	PCT.
East Carolina	0-0	.000	4-0	1.000
Houston	0-0	.000	4-0	1.000
SMU	0-0	.000	4-0	1.000
Tulane	0-0	.000	3-0	1.000
Memphis	0-0	.000	4-2	.667
CINCINNATI	0-0	.000	2-1	.667
USF	0-0	.000	3-2	.600
UCF	0-0	.000	1-1	.500
Wichita State	0-0	.000	1-1	.500
Tulsa	0-0	.000	1-2	.333
Temple	0-0	.000	0-0	.000

2020-21 AAC COMPOSITE SCHEDULE

(Schedule listed below may not be most updated slate due to numerous cancellations and changes as a result of COVID-19).

Thursday, Dec. 10

North Florida at East Carolina 6 p.m. ESPN+

Saturday, Dec. 12

Cincinnati at Tennessee 12:30 SEC Network-Alt
 Arkansas-Pine Bluff at Tulane 2 p.m. ESPN+
 USF vs. Wofford 2:30 p.m. SEC Network-Alt
 Temple at Saint Joseph's 3 p.m. NBCSN
 Oklahoma State at Wichita State 3 p.m. ESPN+
 Memphis at Auburn-5 6 p.m. SEC Network-Alt

CINCINNATI IN THE AMERICAN 2019-20 TEAM-INDIVIDUAL STATISTICS (FINAL)

TEAM	STAT	AAC	NCAA
Scoring Offense	72.7	3rd	
Scoring Defense	67.1	7th	
Scoring Margin	+5.6	5th	
Free Throw Pct.	.677	11th	
Field Goal Pct.	.445	2nd	
FG Pct. Defense	.398	5th	
3-FG Pct.	.319	10th	
3-FG Pct. Defense	.337	9th	
Rebounding Offense	37.7	5th	
Rebounding Defense	34.1	4th	
Rebound Margin	+3.6	4th	
Blocked Shots	4.9	4th	24th
Assists	14.6	2nd	
Steals	6.5	8th	
Turnover Margin	-0.37	10th	
Assist/TO Ratio	1.0	5th	
Offensive Rebounds	11.0	6th	
Defensive Rebounds	26.7	5th	
3-FG Made	6.6	9th	

* NCAA rankings list if in Top 50 only

INDIVIDUAL

CATEGORY	STAT	AAC	NCAA
Scoring			
Cumberland, Jarron	15.5	6th	
Williams, Keith	12.6	17th	
Scott, Trevon	11.4	21st	
Vogt, Chris	11.0	T25th	
Rebounding			
Scott, Trevon	10.5	2nd	15th
Vogt, Chris	5.9	16th	
Field Goal Percentage			
Vogt, Chris	.648	1st	
Scott, Trevon	.493	6th	
Assists			
Cumberland, Jarron	4.9	2nd	
Free Throw Percentage			
Williams, Keith	.792	10th	
Steals			
Scott, Trevon	1.5	8th	
Three-Point Field Goals Made			
Cumberland, Jaevin	2.1	2nd	
Cumberland, Jarron	1.7	15th	
Blocked Shots			
Vogt, Chris	1.6	5th	
Williams, Keith	0.9	10th	
Scott, Trevon	0.8	T12th	
Assist/Turnover Ratio			
Cumberland, Jarron	1.3	9th	
Offensive Rebounds			
Scott, Trevon	2.8	4th	
Vogt, Chris	2.6	7th	
Defensive Rebounds			
Scott, Trevon	7.8	2nd	8th
Minutes Played			
Scott, Trevon	33.8	6th	
Cumberland, Jarron	32.5	11th	
Williams, Keith	28.9	22nd	
Vogt, Chris	28.5	24th	

* NCAA rankings list if in Top 50 only

UC'S RECORD WHEN

	2020-21
Overall	2-1
Home games	2-1
Away games	0-0
Neutral site games	0-0
Conference games	0-0
vs. Top 25 teams	0-0
Overtime games	0-0
Lead at halftime	1-0
Trail at halftime	0-1
Tied at halftime	1-0
Lead with 10:00 left	2-0
Trail with 10:00 left	1-1
Tied with 10:00 left	0-0
Lead with 5:00 left	2-0
Trail with 5:00 left	0-1
Tied with 5:00 left	0-0
Lead with 2:00 left	2-0
Trail with 2:00 left	0-1
Tied with 2:00 left	0-0
Shoot better FG%	2-0
Shoot worse FG%	0-1
Shoot 50%-plus	1-0
Shoot below 50%	1-1
Opponent shoots 50%-plus	0-1
Opponent shoots below 50%	2-0
Opponent shoots below 40%	1-0
Make 7 or fewer 3FGs	2-1
Make 8 or more 3FGs	0-0
Shoot more FTs than opponent	1-0
Outrebound opponent	2-1
Opponent outrebound UC	0-0
Same number of rebounds	0-0
Commits fewer turnovers than opponent	1-1
Commits more turnovers than opponent	1-0
Commits same turnovers as opponent	0-0
Commits 12 or fewer turnovers	1-1
Outscores opponent bench	2-0
1-3 point games	0-0
4-5 point games	1-0
6-10 point games	0-1
11-19 point games	1-0
20-plus point games	0-0
Scores 59 or fewer points	0-0
Scores 60-69 points	1-1
Scores 70 or more points	1-0
Scores 80 or more points	0-0
Holds opponent to 50 or fewer points	0-0
Holds opponent to 51-60 points	1-0
Holds opponent to 61-70 points	0-0
Opponent scores 70-plus points	1-1
Opponent scores 80-plus points	0-0
November	0-0
December	2-1
January	0-0
February	0-0
March	0-0
Monday	0-0
Tuesday	0-0
Wednesday	2-0
Thursday	0-0
Friday	0-0
Saturday	0-0
Sunday	0-1
After a win	0-1
After a loss	1-0

BEARCATS STARTING LINEUPS

OPPONENT	UC STARTERS
Lipscomb	DeJulius, Adams-Woods, Williams, Ivanauskas, Vogt
Xavier	DeJulius, Adams-Woods, Williams, Ivanauskas, Vogt
Furman	DeJulius, Adams-Woods, Williams, Eason, Vogt
at Tennessee	
USF	
at Georgia	
at UCF	
Tulsa	
at SMU	
at Wichita State	
East Carolina	
Tulane	
at Temple	
at Houston	
Wichita State	
at USF	
Temple	
at Tulane	
at Memphis	
UCF	
Houston	
at Tulsa	
Memphis	
SMU	
at East Carolina	

RECORD BY STARTING LINEUPS

UC STARTERS	RECORD
DeJulius, Adams-Woods, Williams, Ivanauskas, Vogt	1-1
DeJulius, Adams-Woods, Williams, Eason, Vogt	1-0

PLAYERS IN DOUBLE FIGURES

# OF PLAYERS	0	1	2	3	4	5	6	7
TIMES THIS SEASON	0	1	1	1	0	0	0	0

LEADS & DEFICITS

LARGEST LEAD OF SEASON -
14 pts (17:13, 2nd half vs. Furman [12/9/20])
LARGEST LEAD LOST IN DEFEAT -
5 pts (18:30, 2nd half vs. Xavier [12/6/20])
LARGEST DEFICIT OF SEASON -
9 pts (10:23 1st half vs. Lipscomb [12/2/20])
LARGEST DEFICIT OVERCOME IN VICTORY -
9 pts (10:23 1st half vs. Lipscomb [12/2/20])

OVERTIME RECORDS

UC'S OVERALL RECORD	62-58
1 OT Games	53-46
2 OT Games	8-9
3 OT Games	0-1
4 OT Games	0-2
7 OT Games	1-0

RECORDS IN OVERTIME GAMES		
Home	31-18	.633
Schmidlapp Gym	3-4	.429
Schmidt Fieldhouse	0-1	.000
Music Hall	0-1	.000
Armory Fieldhouse	5-4	.556
Cincinnati Gardens	3-2	.600
U.S. Bank Arena	3-1	.750
Fifth Third Arena	16-5	.762
Away	19-31	.380
Neutral	12-9	.571

- Current Streak:** Lost 1
- Longest Winning Streak:** 5 (Tay Baker - 1966-67)
- Longest Losing Streak:** 4 (Bob Ruess, 1943 - John Weithe, 1950)
- Cincinnati's seven overtime games in 2019-20 were a school record (previous record was six during the 1966-67 season), AAC record and are one shy of the NCAA record of eight overtime games set by Western Kentucky (1978), Portland (1984) and Valparaiso (1993).
 - Cincinnati's four consecutive overtime games from Feb. 9, 2020 through Feb. 19, 2020 tied the NCAA record set by Jacksonville (1982), Illinois State (1985) and Dayton (1988).
 - On Dec. 21, 1981 UC & Bradley played an NCAA-record 70T game (UC won, 75-73)
 - Cincinnati has been involved in two of the five NCAA tournament championship games to go into overtime. The Bearcats defeated Ohio State, 70-65, in 1961, but lost to Loyola (Ill.), 60-58, in 1963.
 - In 1966-67, Cincinnati played six overtime games, winning five. The Bearcats were 5-0 at home in overtime games that season, an NCAA record.

UC COACHES IN OVERTIME GAMES			
COACH (YEARS)	NO.	RECORD	PCT.
Mick Cronin (2006-2019)	27	15-12	.556
Bob Huggins (1989-2005)	25	14-11	.560
Tay Baker (1965-72)	9	7-2	.778
Ed Jucker (1960-65)	9	4-5	.444
Ed Badger (1978-83)	8	3-5	.375
John Brannen (2019-Present)	7	4-3	.571
Tony Yates (1983-89)	7	2-5	.286
John Wiethe (1946-52)	5	1-4	.200
George Smith (1952-60)	4	3-1	.750
Gale Catlett (1972-78)	4	2-2	.500
Frank Rice (1928-32)	4	1-3	.250
Boyd Chambers (1918-28)	3	3-0	1.000
Clark Ballard (1939-42)	2	2-0	1.000
Andy Kennedy (2005-06)	2	1-1	.250
Tay Brown (1933-37)	2	0-2	.000
John Halliday (1932-33)	1	0-1	.000
Bob Ruess (1942-44)	1	0-1	.000

SPECIALTY STATISTICS

OPPONENT	RESULT	OFF TO	IN PAINT	2ND CHANCE	FAST BREAK	BENCH
Lipscomb		4	28	6	10	10
at Cincinnati	W, 67-55	19	40	11	13	13
Xavier		9	28	0	12	19
at Cincinnati	L, 69-77	16	36	3	17	12
Furman		15	30	8	2	2
at Cincinnati	W, 78-73	10	44	8	10	21
at Tennessee Cincinnati						
USF						
at Cincinnati						
at Georgia Cincinnati						
at UCF Cincinnati						
Tulsa						
at Cincinnati						
at SMU Cincinnati						
at Wichita State at Cincinnati						
East Carolina at Cincinnati						
Tulane						
at Cincinnati						
at Temple Cincinnati						
at Houston Cincinnati						
Wichita State at Cincinnati						
at USF Cincinnati						
Temple						
at Cincinnati						
at Tulane Cincinnati						
at Memphis Cincinnati						
UCF						
at Cincinnati						
Houston						
at Cincinnati						
at Tulsa Cincinnati						
Memphis						
at Cincinnati						
SMU						
at Cincinnati						
at East Carolina Cincinnati						
TOTALS		OFF TO	IN PAINT	2ND CHANCE	FAST BREAK	BENCH
CINCINNATI		45	120	22	40	46
AVERAGE		15.0	40.0	7.3	13.3	15.3
OPPONENTS		28	86	14	24	31
AVERAGE		9.3	28.7	4.7	8.0	10.3



0

DAVID DeJULIUS
G • 6-0 • 195 • JR-TR
Detroit, Mich.



1

ZACH HARVEY
G • 6-5 • 195 • SO-1L
Overland Park, Kan.



2

KEITH WILLIAMS
G • 6-5 • 215 • SR-3L
Brooklyn, N.Y.



3

MIKE SAUNDERS JR.
G • 6-0 • 190 • FR-HS
Indianapolis, Ind.



13

TARI EASON
F • 6-8 • 215 • FR-HS
Seattle, Wash.



20

MAMOUDOU DIARRA
F • 6-9 • 225 • R-JR-2L
Bamako, Mali




23

MIKA ADAMS-WOODS
G • 6-3 • 185 • SO-1L
Syracuse, N.Y.



24

JEREMIAH DAVENPORT
G • 6-7 • 205 • SO-1L
Cincinnati, Ohio



25

RAPOLAS IVANAUSKAS
F • 6-10 • 235 • GR-TR
Barrington, Ill.



30

VIKTOR LAKHIN
F • 6-11 • 228 • FR-HS
Anapa, Russia



31

SAM MARTIN
G • 5-10 • 170 • SR-3L
Cincinnati, Ohio



33

CHRIS VOGT
C • 7-1 • 260 • SR-1L
Mayfield, Ky.



43

ROB BANKS
F • 6-5 • 210 • SO-1L
Bracknell, England



44

ADAM COOK
F • 6-6 • 180 • SR-1L
Marysville, Ohio



45

MASON MADSEN
G • 6-4 • 190 • FR-HS
Rochester, Minn.



55

GABE MADSEN
G • 6-5 • 195 • FR-HS
Rochester, Minn.



JOHN BRANNEN
HEAD COACH
Second Season



JAYSON GEE
ASSISTANT COACH
Second Season



SEAN DWYER
ASSISTANT COACH
Second Season



TIM MORRIS
ASSISTANT COACH
Second Season

CINCINNATI PLAYER SEASON & CAREER HIGHS

#0 - DAVID DEJULIUS		Career
2020-21 Season		
16 vs. Xavier, 12/6/20	Pts	20 vs. Maryland, 3/8/20#
11 vs. Xavier, 12/6/20	FG Atts	11 vs. Xavier, 12/6/20
6 vs. Xavier, 12/6/20	FG Made	12 at Iowa, 1/17/20#
5 vs. Lipscomb, 12/2/20	3PT-FG Atts	7, 2x (last vs. Michigan State, 2/8/20)#
2 vs. Lipscomb, 12/2/20	3PT-FG Made	4 vs. Presbyterian, 12/21/19#
4 vs. Xavier, 12/6/20	FT Atts	10 vs. Purdue, 1/9/20#
4 vs. Xavier, 12/6/20	FT Made	7 vs. Purdue, 1/9/20#
9 vs. Furman, 12/10/20	Rebs	9 vs. Furman, 12/10/20
6 vs. Xavier, 12/6/20	Assts	7 at Northwestern, 2/12/20#
1 vs. Xavier, 12/6/20	Stls	2 at Purdue, 2/22/20#
0	Blks	1 at Michigan State, 1/5/20#
34 vs. Lipscomb, 12/2/20	Mins	34, 2x (last 8 vs. Lipscomb, 12/2/20)
# - Statistics from playing career at Michigan		

#1 - ZACH HARVEY		Career
2020-21 Season		
7 vs. Lipscomb, 12/2/20	Pts	8 vs. Wichita State, 2/23/20
6 vs. Lipscomb, 12/2/20	FG Atts	6, 2x (last vs. Lipscomb, 12/2/20)
3 vs. Lipscomb, 12/2/20	FG Made	3, 2x (last vs. Lipscomb, 12/2/20)
3 vs. Lipscomb, 12/2/20	3PT-FG Atts	3, 2x (last vs. Lipscomb, 12/2/20)
1 vs. Lipscomb, 12/2/20	3PT-FG Made	1, 4x (last vs. Lipscomb, 12/2/20)
0	FT Atts	4, 3x (last vs. ECU, 1/19/20)
0	FT Made	3, 2x (last vs. ECU, 1/19/20)
2 vs. Lipscomb, 12/2/20	Rebs	5 vs. Wichita State, 2/23/20
1 vs. Lipscomb, 12/2/20	Assts	4, 2x (last vs. ECU, 1/19/20)
0	Stls	2 vs. Wichita State, 2/23/20
0	Blks	2 vs. Vermont, 12/3/19
15 vs. Lipscomb, 12/2/20	Mins	27 vs. Valparaiso, 11/25/19

#2 - KEITH WILLIAMS		Career
2020-21 Season		
27 vs. Furman, 12/10/20	Pts	30 at USF, 3/3/20
17 vs. Furman, 12/10/20	FG Atts	18 at USF, 3/3/20
10 vs. Furman, 12/10/20	FG Made	12 at USF, 3/3/20
5 vs. Xavier, 12/6/20	3PT-FG Atts	5, 5x (last vs. Xavier (12/6/20)
1, 2x (last vs. Furman, 12/10/20)	3PT-FG Made	4 vs. Vermont, 12/3/19
12 vs. Furman, 12/10/20	FT Atts	12 vs. Furman, 12/10/20
6 vs. Furman, 12/10/20	FT Made	9, 2x (last at USF, 2/19/20)
6 vs. Xavier, 12/6/20	Rebs	11 vs. ECU, 1/19/20
3 vs. Xavier, 12/6/20	Assts	5, 3x (last at ECU, 2/16/20)
2, 2x (last vs. Furman, 12/10/20)	Stls	4, 4x (last at USF, 3/3/20)
2 vs. Furman, 12/10/20	Blks	3, 3x (last at UConn, 2/9/20)
36 vs. Furman, 12/10/20	Mins	46 vs. UCF, 2/19/20

#3 - MIKE SAUNDERS JR.		Career
2020-21 Season		
2, 2x (last vs. Furman, 12/10/20)	Pts	2, 2x (last vs. Furman, 12/10/20)
3 vs. Xavier, 12/6/20	FG Atts	3 vs. Xavier, 12/6/20
1 vs. Xavier, 12/6/20	FG Made	1 vs. Xavier, 12/6/20
1, 2x (last vs. Furman, 12/10/20)	3PT-FG Atts	1, 2x (last vs. Furman, 12/10/20)
0	3PT-FG Made	0
2 vs. Furman, 12/10/20	FT Atts	2 vs. Furman, 12/10/20
2 vs. Furman, 12/10/20	FT Made	2 vs. Furman, 12/10/20
2 vs. Furman, 12/10/20	Rebs	2 vs. Furman, 12/10/20
1 vs. Xavier, 12/6/20	Assts	1 vs. Xavier 12/6/20
0	Stls	0
0	Blks	0
10, 2x (last vs. Furman, 12/10/20)	Mins	10, 2x (last vs. Furman, 12/10/20)

#13 - TARI EASON		Career
2020-21 Season		
8 vs. Furman, 12/10/20	Pts	8 vs. Furman, 12/10/20
7 vs. Furman, 12/10/20	FG Atts	7 vs. Furman, 12/10/20
4 vs. Furman, 12/10/20	FG Made	4 vs. Furman, 12/10/20
1, 3x (last vs. Furman, 12/10/20)	3PT-FG Atts	1, 3x (last vs. Furman, 12/10/20)
0	3PT-FG Made	0
0	FT Atts	0
0	FT Made	0
8 vs. Xavier, 12/6/20	Rebs	8 vs. Xavier, 12/6/20
2, 2x (last vs. Furman, 12/10/20)	Assts	2, 2x (last vs. Furman, 12/10/20)
0	Stls	0
2, 2x (last vs. Furman, 12/10/20)	Blks	2, 2x (last vs. Furman, 12/10/20)
24 vs. Furman, 12/10/20	Mins	24 vs. Furman, 12/10/20

#20 - MAMODOU DIARRA		Career
2020-21 Season		
4 vs. Furman, 12/10/20	Pts	12 vs. Temple, 3/7/20
1, 3x (last vs. Furman, 12/10/20)	FG Atts	6, 4x (last vs. Temple, 3/7/20)
1, 2x (last vs. Furman, 12/10/20)	FG Made	4, 2x (last vs. Temple, 3/7/20)
1 vs. Lipscomb, 12/2/20	3PT-FG Atts	2 vs. Temple, 3/7/20
0	3PT-FG Made	1, 7x (last vs. Temple, 3/7/20)
2 vs. Furman, 12/10/20	FT Atts	6 at USF, 3/3/20
2 vs. Furman, 12/10/20	FT Made	4, 2x (last at USF, 3/3/20)
2, 2x (last vs. Furman, 12/10/20)	Rebs	9 vs. Alabama A&M, 11/14/19
2 vs. Xavier, 12/6/20	Assts	2 vs. Xavier, 12/6/20)
0	Stls	2, 2x (last at USF, 3/3/20)
0	Blks	2, 4x (last vs. Temple, 3/7/20)
8, 2x (last vs. Furman, 12/10/20)	Mins	24 vs. Temple, 3/7/20

#23 - MIKA ADAMS-WOODS		Career
2020-21 Season		
16 vs. Lipscomb, 12/2/20	Pts	16 vs. Lipscomb, 12/2/20
14 vs. Lipscomb, 12/2/20	FG Atts	14 vs. Lipscomb, 12/2/20
6 vs. Lipscomb, 12/2/20	FG Made	6 vs. Lipscomb, 12/2/20
5 vs. Lipscomb, 12/2/20	3PT-FG Atts	7 vs. Memphis, 2/13/20
1, 2x (last vs. Furman, 12/10/20)	3PT-FG Made	3 vs. Memphis, 2/13/20
4 vs. Furman, 12/10/20	FT Atts	4, 6x (last vs. Furman, 12/10/20)
4 vs. Furman, 12/10/20	FT Made	4, 4x (last vs. Furman, 12/10/20)
3 vs. Lipscomb, 12/2/20	Rebs	6 at ECU, 2/16/20
3 vs. Xavier, 12/6/20	Assts	5, 2x (last at UCF, 1/11/20)
2 vs. Xavier, 12/6/20	Stls	2, 6x (last at Houston, 3/1/20)
1 vs. Xavier, 12/6/20	Blks	2 vs. SMU, 1/28/20
33 vs. Lipscomb, 12/2/20	Mins	40 at ECU, 2/16/20

#24 - JEREMIAH DAVENPORT		Career
2020-21 Season		
8 vs. Furman, 12/10/20	Pts	8, 2x (last vs. Furman, 12/10/20)
6 vs. Xavier, 12/6/20	FG Atts	7 vs. Memphis, 2/13/20
3 vs. Furman, 12/10/20	FG Made	3, 2x (last vs. Furman, 12/10/20)
4 vs. Xavier, 12/6/20	3PT-FG Atts	4, 2x (last vs. Xavier, 12/6/20)
2, 2x (last vs. Furman, 12/10/20)	3PT-FG Made	2, 2x (last vs. Furman, 12/10/20)
0	FT Atts	6 vs. Bowling Green, 11/24/19
0	FT Made	5 vs. Bowling Green, 11/24/19
2 vs. Lipscomb, 12/2/20	Rebs	6 vs. Bowling Green, 11/24/19
4 vs. Lipscomb, 12/2/20	Assts	4 vs. Lipscomb, 12/2/20
2 vs. Lipscomb, 12/2/20	Stls	2 vs. Lipscomb, 12/2/20
0	Blks	0
17 vs. Xavier, 12/6/20	Mins	17 vs. Xavier, 12/6/20

#25 - RAPOLAS IVANAUSKAS		Career
2020-21 Season		
11 vs. Lipscomb, 12/2/20	Pts	33 at Lehigh, 2/4/19#
9, 2x (last vs. Xavier, 12/6/20)	FG Atts	18, 5x (last vs. Lafayette, 1/29/20)#
5 vs. Lipscomb, 12/2/20	FG Made	12 vs. Nazareth, 11/14/18#
6 vs. Xavier, 12/6/20	3PT-FG Atts	8 vs. NJIT, 11/6/19#
2 vs. Xavier, 12/6/20	3PT-FG Made	4, 2x (last vs. Navy, 2/23/19)#
2 vs. Furman, 12/10/20	FT Atts	11 vs. Boston, 2/2/19#
1, 2x (last vs. Furman, 12/10/20)	FT Made	9 vs. Boston, 2/2/19#
6, 2x (last vs. Xavier, 12/6/20)	Rebs	13, 2x (last vs. CSUN, 11/24/19)#
2 vs. Furman, 12/10/20	Assts	6, 2x (last at Green Bay, 11/26/19)#
1 vs. Xavier, 12/6/20	Stls	3 vs. Bucknell, 2/19/19#
0	Blks	3 vs. Bucknell, 2/19/19#
26 vs. Lipscomb, 12/2/20	Mins	38 at Loyola (Md.), 1/26/19#
# - Statistics from playing career at Colgate		

#33 - CHRIS VOGT		Career
2020-21 Season		
12 vs. Lipscomb, 12/2/20	Pts	21, 2x (last at Tulane, 1/4/20)
7 vs. Lipscomb, 12/2/20	FG Atts	13 vs. Green Bay, 1/24/19#
6 vs. Lipscomb, 12/2/20	FG Made	9, 3x (last at Tulane, 1/4/20)
0	3PT-FG Atts	0
0	3PT-FG Made	0
3 vs. Lipscomb, 12/2/20	FT Atts	9, 2x (last at Temple, 1/22/20)
0	FT Made	8 at Temple, 1/22/20
7 vs. Lipscomb, 12/2/20	Rebs	14 vs. Green Bay, 1/24/19#
4 vs. Furman, 12/10/20	Assts	4 vs. Furman, 12/10/20
0	Stls	3 at Wichita State, 2/6/20
3 vs. Lipscomb, 12/2/20	Blks	5 vs. Houston, 2/1/20
32, 2x (last vs. Xavier, 12/6/20)	Mins	41 at UConn, 2/9/20
# - Statistics from playing career at Northern Kentucky		

#45 - MASON MADSEN		Career
2020-21 Season		
0	Pts	0
0	FG Atts	0
0	FG Made	0
0	3PT-FG Atts	0
0	3PT-FG Made	0
0	FT Atts	0
0	FT Made	0
0	Rebs	0
0	Assts	0
0	Stls	0
0	Blks	0
0	Mins	0

#55 - GABE MADSEN		Career
2020-21 Season		
0	Pts	0
2 vs. Lipscomb, 12/2/20	FG Atts	2 vs. Lipscomb, 12/2/20
0	FG Made	0
2 vs. Lipscomb, 12/2/20	3PT-FG Atts	2 vs. Lipscomb, 12/2/20
0	3PT-FG Made	0
0	FT Atts	0
0	FT Made	0
1 vs. Lipscomb, 12/2/20	Rebs	1 vs. Lipscomb, 12/2/20
0	Assts	0
1 vs. Lipscomb, 12/2/20	Stls	1 vs. Lipscomb, 12/2/20
0	Blks	0
5 vs. Lipscomb, 12/2/20	Mins	1 vs. Lipscomb, 12/2/20



GUARD • 6-0 • 195 • JUNIOR • TR • DETROIT, MICH. (EAST ENGLISH VILLAGE PREP ACADEMY/MICHIGAN)

- » Scored a career-high 20 points on 6-of-10 shooting with a trio of 3-pointers at Maryland (3/8/20).
- » Made a career-high four 3-pointers against Presbyterian (12/21/19).
- » Tallied 14 points against Oregon (12/14/19).

2020-21 Season (Junior): Pulled down a career-high nine rebounds vs Furman (12/9) ... through first two games of the season, recorded 10 assists without a turnover (54 minutes of action) ... registered 16 points with five rebounds, six assists and zero turnovers in 29 minutes against Xavier (12/6) ... tallied eight points, six rebounds, four assists and no turnovers in his Bearcat debut vs. Lipscomb (12/2).

Prior to Cincinnati: Transferred from Michigan where he played the 2018-19 and 2019-20 seasons with the Wolverines ... saw action in 31 games as a sophomore in 2019-20, serving as the squad's sixth man while averaging 7.0 points, 2.4 rebounds and 1.5 assists in 20.9 minutes ... scored a career-high 20 points on 6-of-10 shooting with a trio of 3-pointers in the regular-season finale at No. 9 Maryland (3/9) ... listed on ESPN's Top 100 for the Class of 2018, tabbed as the fifth-best prospect in the state of Michigan and ranked as a four-star recruit by Rivals.com and 247Sports.com coming out of East English Village Preparatory Academy in Detroit ... tabbed a finalist for the state's Mr. Basketball award and named a two-time Class A First Team selection by the Associated Press (2017, 2018) ... chosen as a two-time Detroit News All-Detroit First Team honoree (2017, 2018) ... averaged 26.3 points, 8.1 assists and 7.7 rebounds as a senior at East English Village, including a 49-point effort against Chicago Orr ... averaged 25.0 points, 6.0 assists and 3.0 rebounds with 76 3-pointers a junior.

Personal: Born Aug. 9, 1999 in Detroit, Michigan ... son of Latrice Halthon and Ladell DeJulius ... has one brother, Terrell Thornton, and three sisters, Aaliyah DeJulius, Cerisse DeJulius and Latrice DeJulius ... right-handed.

2020-21 Season		Career
16 vs. Xavier, 12/6/20	Pts	20 vs. Maryland, 3/8/20#
11 vs. Xavier, 12/6/20	FG Atts	11 vs. Xavier, 12/6/20
6 vs. Xavier, 12/6/20	FG Made	12 at Iowa, 1/17/20#
5 vs. Lipscomb, 12/2/20	3PT-FG Atts	7, 2x (last vs. Michigan State, 2/8/20)#
2 vs. Lipscomb, 12/2/20	3PT-FG Made	4 vs. Presbyterian, 12/21/19#
4 vs. Xavier, 12/6/20	FT Atts	10 vs. Purdue, 1/9/20#
4 vs. Xavier, 12/6/20	FT Made	7 vs. Purdue, 1/9/20#
9 vs. Furman, 12/10/20	Rebs	9 vs. Furman, 12/10/20
6 vs. Xavier, 12/6/20	Assts	7 at Northwestern, 2/12/20#
1 vs. Xavier, 12/6/20	Stls	2 at Purdue, 2/22/20#
0	Blks	1 at Michigan State, 1/5/20#
34 vs. Lipscomb, 12/2/20	Mins	34, 2x (last 8 vs. Lipscomb, 12/2/20)

- Statistics from playing career at Michigan

CATEGORY	2018-19	2019-20	2020-21	CAREER
Double-Figure Scoring Games	0	11	1	12
Double-Figure Rebounding Games	0	0	0	0
Double-Double Games	0	0	0	0
20-Point Scoring Games	0	1	0	1
Games Led Team in Scoring	0	1	0	1
Games Led Team in Rebounding	0	3	1	4
Games Led Team in Assists	0	1	3	4
Games With 3+ Assists	0	8	3	11
Games With 3+ Blocks	0	0	0	0
Games With 3+ Steals	0	0	0	0
Games With 3+ Three-Pointers	0	2	0	2

DEJULIUS, David

				Field Goals		3-Point		F-Throws		Rebounds									Scoring	
SEASON	TEAM	GP-GS	MIN/AVG	FG-FGA	FG%	3FG-FGA	3FG%	FT-FTA	FT%	OFF	DEF	TOT	AVG	PF-FO	AST	TO	BLK	STL	PTS	AVG
2018-19	Mich	25-0	98/3.9	6-30	.200	1-15	.067	1-6	.167	1	11	12	0.5	11-0	5	5	0	5	14	0.6
2019-20	Mich	31-1	647/20.9	75-180	.417	30-83	.361	37-51	.725	7	68	75	2.4	37-0	47	20	1	13	217	7.0
2020-21	UC	3-3	94/31.4	10-23	.435	2-10	.200	9-10	.900	1	19	20	6.7	6-0	15	3	0	1	31	10.3
TOTAL FOR UC		3-3	94/31.4	10-23	.435	2-10	.200	9-10	.900	1	19	20	6.7	6-0	15	3	0	1	31	10.3
TOTAL		59-4	839/14.2	91-233	.391	33-108	.306	47-67	.701	9	98	107	1.8	54-0	67	28	1	19	262	4.4



#0 DAVID DEJULIUS

GUARD • 6-0 • 195 • JUNIOR • TR • DETROIT, MICH. (EAST ENGLISH VILLAGE PREP ACADEMY/MICHIGAN)

GAME-BY-GAME STATISTICS

2020-21 (JUNIOR - CINCINNATI)

#00 DEJULIUS, David

Opponent	Date	GS	Total			3-Pointers		Free throws		Rebounds			PF	A	T/O	BLK	STL	PTS	AVG	
			FG-FGA	PCT	3FG-3FGA	PCT	FT-FTA	PCT	OFF	DEF	TOT	AVG								
Lipscomb	12/02/2020	*	34:24	3-7	.429	2-5	.400	0-0	.000	0	6	6	6.0	1	4	0	0	0	8	8.0
Xavier	12/06/2020	*	29:17	6-11	.545	0-2	.000	4-4	1.000	1	4	5	5.5	3	6	0	0	1	16	12.0
Furman	12/09/2020	*	30:22	1-5	.200	0-3	.000	5-6	.833	0	9	9	6.7	2	5	3	0	0	7	10.3
Totals		3	94:03	10-23	.435	2-10	.200	9-10	.900	1	19	20	6.7	6	15	3	0	1	31	10.3

Player Averages

Games Played	Minutes/ game	Points/ game	FG Pct	3FG Pct	FT Pct	Rebounds/ game	Assists/ game	Turnovers/ game	Assist/Turnover ratio	Steals/ game	Blocks/ game
3	31.4	10.3	43.5	20.0	90.0	6.7	5.0	1.0	5.0	0.3	0.0

2019-20 (SOPHOMORE SEASON - MICHIGAN)

#00 DEJULIUS, David

Opponent	Date	GS	MIN	Total		3-Pointers		Free throws		Rebounds			PF	A	T/O	BLK	STL	PTS	AVG	
				FG-FGA	PCT	3FG-3FGA	PCT	FT-FTA	PCT	OFF	DEF	TOT								AVG
Appalachian St.	11/05/2019		28:52	0-3	.000	0-1	.000	0-2	.000	0	2	2	2.0	2	3	0	0	1	0	0.0
Creighton	11/12/2019		28:24	2-4	.500	1-3	.333	4-4	1.000	0	7	7	4.5	0	1	1	0	0	9	4.5
Elon	11/15/2019		25:03	4-6	.667	2-4	.500	0-0	.000	1	7	8	5.7	1	0	2	0	0	10	6.3
Houston Baptist	11/22/2019		18:12	4-9	.444	2-4	.500	0-1	.000	1	3	4	5.3	0	2	2	0	0	10	7.3
vs Iowa St.	11/27/2019		21:54	5-6	.833	2-3	.667	2-2	1.000	0	3	3	4.8	1	0	1	0	0	14	8.6
vs North Carolina	11/28/2019		22:52	5-9	.556	1-3	.333	0-0	.000	0	1	1	4.2	1	2	1	0	0	11	9.0
vs Gonzaga	11/29/2019		21:58	3-5	.600	3-5	.600	0-2	.000	0	1	1	3.7	1	1	1	0	0	9	9.0
at Louisville	12/03/2019		18:33	0-3	.000	0-2	.000	2-2	1.000	0	3	3	3.6	1	1	0	0	2	2	8.1
Iowa	12/06/2019		18:05	1-6	.167	0-2	.000	0-0	.000	0	0	0	3.2	0	3	0	0	0	2	7.4
at Illinois	12/11/2019		18:41	3-7	.429	0-1	.000	1-1	1.000	0	2	2	3.1	1	1	0	0	1	7	7.4
Oregon	12/14/2019		23:40	5-9	.556	2-5	.400	2-3	.667	0	0	0	2.8	1	0	1	0	2	14	8.0
Presbyterian	12/21/2019		22:24	4-8	.500	4-7	.571	0-0	.000	0	1	1	2.7	0	0	0	0	0	12	8.3
UMass Lowell	12/29/2019		21:41	1-5	.200	1-3	.333	0-0	.000	0	1	1	2.5	2	1	2	0	0	3	7.9
at Michigan St.	01/05/2020		18:29	3-9	.333	0-2	.000	2-2	1.000	1	1	2	2.5	3	1	1	1	1	8	7.9
Purdue	01/09/2020		30:51	2-5	.400	0-1	.000	7-10	.700	0	1	1	2.4	1	6	0	0	1	11	8.1
at Minnesota	01/12/2020		20:53	2-6	.333	2-4	.500	0-0	.000	0	3	3	2.4	2	4	0	0	1	6	8.0
at Iowa	01/17/2020		18:47	5-12	.417	0-3	.000	0-0	.000	0	4	4	2.5	2	4	0	0	0	10	8.1
Penn St.	01/22/2020		14:20	0-3	.000	0-1	.000	2-2	1.000	0	1	1	2.4	2	0	1	0	1	2	7.8
Illinois	01/25/2020		19:14	3-5	.600	1-2	.500	0-0	.000	0	3	3	2.5	0	0	1	0	0	7	7.7
at Nebraska	01/28/2020	*	33:50	1-7	.143	0-2	.000	3-5	.600	0	4	4	2.6	2	3	1	0	0	5	7.6
vs Rutgers	02/01/2020		05:59	0-2	.000	0-0	.000	0-0	.000	0	0	0	2.4	1	0	0	0	0	0	7.2
Ohio St.	02/04/2020		17:38	2-5	.400	1-2	.500	0-0	.000	0	3	3	2.5	1	2	1	0	0	5	7.1
Michigan St.	02/08/2020		16:35	4-10	.400	2-7	.286	0-0	.000	0	1	1	2.4	0	0	1	0	0	10	7.3
at Northwestern	02/12/2020		21:27	3-6	.500	1-2	.500	0-0	.000	0	6	6	2.5	1	7	0	0	0	7	7.3
Indiana	02/16/2020		20:49	1-2	.500	0-0	.000	0-0	.000	0	1	1	2.5	1	3	0	0	0	2	7.0
at Rutgers	02/19/2020		21:14	3-6	.500	1-3	.333	3-4	.750	0	2	2	2.5	2	0	1	0	0	10	7.2
at Purdue	02/22/2020		23:45	2-5	.400	1-3	.333	1-2	.500	2	1	3	2.5	0	3	1	0	2	6	7.1
Wisconsin	02/27/2020		20:04	1-3	.333	0-0	.000	0-0	.000	0	3	3	2.5	4	0	0	0	0	2	6.9
at Ohio St.	03/01/2020		14:03	0-1	.000	0-1	.000	2-2	1.000	1	1	2	2.5	0	2	0	0	0	2	6.8
Nebraska	03/05/2020		18:59	0-3	.000	0-1	.000	1-2	.500	1	1	2	2.5	2	1	0	0	0	1	6.6
at Maryland	03/08/2020		19:57	6-10	.600	3-6	.500	5-5	1.000	0	1	1	2.4	2	0	0	0	1	20	7.0
Totals			1 647:11	75-180	.417	30-83	.361	37-51	.725	7	68	75	2.4	37	47	20	1	13	217	7.0

Player Averages

Games Played	Minutes/ game	Points/ game	FG Pct	3FG Pct	FT Pct	Rebounds/ game	Assists/ game	Turnovers/ game	Assist/Turnover ratio	Steals/ game	Blocks/ game
31	20.9	7.0	41.7	36.1	72.5	2.4	1.5	0.6	2.4	0.4	0.0

2018-19 (FRESHMAN SEASON - MICHIGAN)

#0 DEJULIUS, David

Opponent	Date	GS	MIN	Total		3-Pointers		Free throws		Rebounds			PF	A	T/O	BLK	STL	PTS	AVG	
				FG-FGA	PCT	3FG-3FGA	PCT	FT-FTA	PCT	OFF	DEF	TOT								
Norfolk St.	11/06/2018		04:26	0-1	.000	0-1	.000	0-0	.000	0	1	1	1.0	1	0	1	0	0	0.0	
Holy Cross	11/10/2018		00:55	0-0	.000	0-0	.000	0-0	.000	0	0	0	0.5	0	0	0	0	0	0.0	
at Villanova	11/14/2018		03:20	1-2	.500	1-2	.500	1-2	.500	0	0	0	0.3	0	0	0	0	4	1.3	
vs George Washington	11/17/2018		06:00	0-1	.000	0-1	.000	0-0	.000	0	0	0	0.3	1	1	1	0	0	1.0	
vs Providence	11/18/2018		03:00	0-1	.000	0-1	.000	0-0	.000	0	0	0	0.2	1	0	0	0	0	0.8	
Chattanooga	11/23/2018		06:33	0-3	.000	0-2	.000	0-0	.000	0	0	0	0.2	0	1	1	0	1	0.7	
Purdue	12/01/2018		01:16	0-0	.000	0-0	.000	0-0	.000	0	0	0	0.1	1	0	0	0	0	0.6	
Air Force	12/22/2018		03:56	0-2	.000	0-2	.000	0-2	.000	0	0	0	0.1	0	0	0	0	0	0.5	
Binghamton	12/30/2018		02:12	1-1	1.000	0-0	.000	0-0	.000	0	0	0	0.1	0	0	0	0	1	2	0.7
Indiana	01/06/2019		00:42	0-0	.000	0-0	.000	0-0	.000	0	0	0	0.1	0	0	0	0	0	0.6	
Northwestern	01/13/2019		02:19	0-1	.000	0-0	.000	0-0	.000	0	1	1	0.2	0	0	0	0	1	0	0.5
at Indiana	01/25/2019		01:28	0-1	.000	0-1	.000	0-0	.000	0	0	0	0.2	0	0	0	0	0	0.5	
Ohio St.	01/29/2019		01:21	0-1	.000	0-0	.000	0-0	.000	0	1	1	0.2	0	0	0	0	0	0.5	
at Iowa	02/01/2019		04:07	0-1	.000	0-1	.000	0-0	.000	1	0	1	0.3	0	0	0	0	0	0.4	
Maryland	02/16/2019		05:45	1-2	.500	0-1	.000	0-0	.000	0	0	0	0.3	0	0	0	0	1	2	0.5
at Minnesota	02/21/2019		02:57	1-1	1.000	0-0	.000	0-0	.000	0	1	1	0.3	1	0	0	0	0	2	0.6
Michigan St.	02/24/2019		03:58	0-1	.000	0-0	.000	0-0	.000	0	0	0	0.3	1	0	0	0	0	0.6	
Nebraska	02/28/2019		16:19	1-4	.250	0-1	.000	0-1	.000	0	4	4	0.5	2	0	1	0	0	2	0.7
at Maryland	03/03/2019		06:17	0-1	.000	0-0	.000	0-0	.000	0	1	1	0.5	0	0	0	0	0	0.6	
at Michigan St.	03/09/2019		07:09	1-5	.200	0-1	.000	0-1	.000	0	1	1	0.6	1	2	0	0	1	2	0.7
vs Iowa	03/15/2019		02:49	0-1	.000	0-1	.000	0-0	.000	0	0	0	0.5	0	1	0	0	0	0.7	
vs Minnesota	03/16/2019		06:07	0-2	.000	0-2	.000	0-0	.000	0	1	1	0.5	2	0	0	0	0	0.6	
vs Montana	03/21/2019		03:24	0-0	.000	0-0	.000	0-0	.000	0	0	0	0.5	0	0	1	0	0	0.6	
vs Florida	03/23/2019		00:25	0-0	.000	0-0	.000	0-0	.000	0	0	0	0.5	0	0	0	0	0	0.6	
vs Texas Tech	03/28/2019		01:17	0-0	.000	0-0	.000	0-0	.000	0	0	0	0.5	0	0	0	0	0	0.6	
Totals			0 98:02	6-30	.200	1-15	.067	1-6	.167	1	11	12	0.5	11	5	5	0	5	14	0.6



#1 ZACH HARVEY

GUARD • 6-5 • 195 • SOPHOMORE • 1L • OVERLAND PARK, KAN. (HAYDEN HS/PROLIFIC PREP ACADEMY [CALIF.]

2020-21 Season (Sophomore): Tallied seven points with an assist vs. Lipscomb (12/2).

2019-20 Season (Freshman): Played in 26 games as a reserve, averaging 1.8 points, 0.7 rebounds and 0.7 assists in 8.6 minutes ... scored a season-high eight points on 3-of-3 shooting with five rebounds and two steals in 13 minutes against Wichita State (2/23) ... posted six points with four assists in 13 minutes against East Carolina (1/19) ... handed out a team-high four assists against Valparaiso (11/25).

Prior to Cincinnati: Originally reclassified to the 2020 class in September 2018 before reverting to the 2019 class ... as a 2020 prospect, tabbed a four-star prospect by 247Sports.com (No. 48) and Rivals.com (No. 50) ... was listed as the ninth-best shooting guard in the nation for the 2020 class by 247Sports.com ... attended Prolific Prep Academy in Napa, Calif., during the 2018-19 season, averaging 16.5 points, 4.9 assists and 4.8 rebounds through 11 games before an ankle injury sidelined him for the remainder of the year ... The squad posted a 29-7 record, advancing to the semifinals of the Grind Session National Championship ... played on the Under Armour Circuit for KC Run GMC during the 2018 summer, averaging 16.3 points and 3.6 rebounds while shooting 45.7 percent from the floor and 36.7 percent from three-point range ... earned class 4A-II all-state honors from both the Topeka Capital-Journal and Wichita Eagle as a junior after helping lead Hayden High School in Topeka to the state championship in 2017-18 ... averaged 23.1 points and scored a game-high 34 points with six 3-pointers in the state championship game ... participated in the 2016 USA Basketball Junior National Team October minicamp and 2017 USA Basketball Men's U16 National Team training camp.

Personal: Born Feb. 23, 2001 in Kansas City, Kansas ... son of DeCorey Harvey ... has one brother, Noah Jacobson ... uncle, Jeff Dieterich, member of track and field team (threw the javelin) at Kansas ... right-handed.

SEASON & CAREER STATISTICS

2020-21 Season			Career		
7 vs. Lipscomb, 12/2/20	Pts	8 vs. Wichita State, 2/23/20			
6 vs. Lipscomb, 12/2/20	FG Atts	6, 2x (last vs. Lipscomb, 12/2/20)			
3 vs. Lipscomb, 12/2/20	FG Made	3, 2x (last vs. Lipscomb, 12/2/20)			
3 vs. Lipscomb, 12/2/20	3PT-FG Atts	3, 2x (last vs. Lipscomb, 12/2/20)			
1 vs. Lipscomb, 12/2/20	3PT-FG Made	1, 4x (last vs. Lipscomb, 12/2/20)			
0	FT Atts	4, 3x (last vs. ECU, 1/19/20)			
0	FT Made	3, 2x (last vs. ECU, 1/19/20)			
2 vs. Lipscomb, 12/2/20	Rebs	5 vs. Wichita State, 2/23/20			
1 vs. Lipscomb, 12/2/20	Assts	4, 2x (last vs. ECU, 1/19/20)			
0	Stls	2 vs. Wichita State, 2/23/20			
0	Blks	2 vs. Vermont, 12/3/19			
15 vs. Lipscomb, 12/2/20	Mins	27 vs. Valparaiso, 11/25/19			

MISCELLANEOUS STATISTICS

CATEGORY	2019-20	2020-21	CAREER
Double-Figure Scoring Games	0	0	0
Double-Figure Rebounding Games	0	0	0
Double-Double Games	0	0	0
20-Point Scoring Games	0	0	0
Games Led Team in Scoring	0	0	0
Games Led Team in Rebounding	0	0	0
Games Led Team in Assists	1	0	1
Games With 3+ Assists	2	0	2
Games With 3+ Blocks	0	0	0
Games With 3+ Steals	0	0	0
Games With 3+ 3-Pointers	0	0	0

GAME-BY-GAME STATISTICS

2020-21 (SOPHOMORE SEASON)

#1 HARVEY, Zach

Opponent	Date	GS	MIN	Total FG-FGA	PCT	3-Pointers 3FG-FGA	PCT	Free throws FT-FTA	PCT	Rebounds OFF DEF TOT AVG	PF	A	T/O	BLK	STL	PTS	AVG
Lipscomb	12/02/2020		15:04	3-6	.500	1-3	.333	0-0	.000	1 1 2 2.0	0	1	0	0	0	7	7.0
Xavier	12/06/2020		04:28	0-0	.000	0-0	.000	0-0	.000	0 0 0 1.0	0	0	0	0	0	0	3.5
Furman	12/09/2020		10:55	0-1	.000	0-0	.000	0-0	.000	0 0 0 0.7	0	0	1	0	0	0	2.3
Totals		0	30:27	3-7	.429	1-3	.333	0-0	.000	1 1 2 0.7	0	1	1	0	0	7	2.3

Player Averages

Games Played	Minutes/game	Points/game	FG Pct	3FG Pct	FT Pct	Rebounds/game	Assists/game	Turnovers/game	Assist/Turnover ratio	Steals/game	Blocks/game
3	10.2	2.3	42.9	33.3	0.0	0.7	0.3	0.3	1.0	0.0	0.0

2019-20 (FRESHMAN SEASON)

#23 HARVEY, Zach

Opponent	Date	GS	MIN	Total FG-FGA	PCT	3-Pointers 3FG-FGA	PCT	Free throws FT-FTA	PCT	Rebounds OFF DEF TOT AVG	PF	A	T/O	BLK	STL	PTS	AVG		
at Ohio St.	11/06/2019		02:11	0-1	.000	0-0	.000	1-2	.500	1 0 1 1.0	0	0	0	0	0	0	1	1.0	
Drake	11/11/2019		14:35	1-4	.250	0-1	.000	0-1	.000	0 0 0 0.5	1	1	0	0	0	0	2	1.5	
Alabama A&M	11/14/2019		12:12	1-1	1.000	0-0	.000	2-4	.500	0 2 2 1.0	1	2	0	0	0	0	4	2.3	
vs Illinois St.	11/22/2019		03:00	0-0	.000	0-0	.000	0-0	.000	0 0 0 0.8	1	0	0	0	0	0	0	1.8	
vs Bowling Green	11/24/2019		10:00	1-2	.500	0-0	.000	1-2	.500	0 0 0 0.6	0	0	1	0	0	0	3	2.0	
vs Valparaiso	11/25/2019		27:00	0-0	.000	0-0	.000	3-4	.750	0 1 1 0.7	3	4	2	0	0	0	3	2.2	
UNLV	11/30/2019		08:22	0-2	.000	0-0	.000	0-0	.000	0 0 0 0.6	1	1	1	0	0	0	0	0.9	
Vermont	12/03/2019		02:31	0-0	.000	0-0	.000	0-0	.000	0 1 1 0.6	1	0	1	0	2	0	0	1.6	
Colgate	12/14/2019		02:41	0-2	.000	0-1	.000	0-0	.000	0 0 0 0.6	0	0	0	0	1	1	0	0	1.4
vs Iowa	12/21/2019		02:07	0-0	.000	0-0	.000	0-0	.000	0 0 0 0.5	2	0	0	0	0	0	0	1.3	
UConn	01/01/2020		03:23	0-2	.000	0-1	.000	0-0	.000	1 1 2 0.6	1	0	0	0	0	0	1	1.2	
Tulsa	01/08/2020		03:23	0-0	.000	0-0	.000	0-1	.000	0 1 1 0.7	1	0	0	0	0	0	0	1.1	
at UCF	01/11/2020		05:25	1-1	1.000	0-0	.000	0-0	.000	0 0 0 0.6	0	0	0	0	0	0	2	1.2	
East Carolina	01/19/2020		12:58	1-3	.333	1-2	.500	3-4	.750	0 1 1 0.6	2	4	0	0	0	0	1	6.5	
at Temple	01/22/2020		00:52	0-0	.000	0-0	.000	0-0	.000	0 0 0 0.6	2	1	0	0	0	0	0	1.4	
SMU	01/28/2020		09:43	2-3	.667	1-2	.500	0-0	.000	0 1 1 0.6	3	1	0	0	0	0	5	1.6	
Houston	02/01/2020		18:19	1-1	1.000	1-1	1.000	1-2	.500	0 0 0 0.6	2	0	2	0	0	1	4	1.8	
at Wichita St.	02/06/2020		05:13	0-0	.000	0-0	.000	0-0	.000	0 0 0 0.6	1	0	0	0	0	0	0	1.7	
at UConn	02/09/2020		05:33	0-0	.000	0-0	.000	0-0	.000	0 1 1 0.6	1	1	0	0	0	0	0	1.6	
Memphis	02/13/2020		13:47	2-6	.333	0-3	.000	0-1	.000	0 0 0 0.6	1	2	0	0	0	0	4	1.7	
at East Carolina	02/16/2020		12:39	1-2	.500	1-1	1.000	0-0	.000	0 0 0 0.5	1	0	1	0	0	0	3	1.8	
UCF	02/19/2020		03:47	0-0	.000	0-0	.000	0-0	.000	0 0 0 0.5	2	0	1	0	0	0	0	1.7	
Wichita St.	02/23/2020		12:49	3-3	1.000	1-1	1.000	1-1	1.000	0 5 5 0.7	0	0	2	0	0	2	8	2.0	
at Houston	03/01/2020		16:13	1-2	.500	0-1	.000	1-2	.500	0 1 1 0.7	3	0	0	0	0	0	1	3	2.0
at South Fla.	03/03/2020		11:53	0-3	.000	0-1	.000	0-0	.000	1 0 1 0.7	2	1	2	0	0	1	0	1.9	
Temple	03/07/2020		05:58	0-2	.000	0-1	.000	0-0	.000	0 0 0 0.7	0	0	0	0	0	0	0	1.8	
Totals		0	226:35	15-40	.375	5-16	.313	13-24	.542	3 15 18 0.7	32	18	14	3	9	48	1.8		

Player Averages

Games Played	Minutes/game	Points/game	FG Pct	3FG Pct	FT Pct	Rebounds/game	Assists/game	Turnovers/game	Assist/Turnover ratio	Steals/game	Blocks/game
26	8.7	1.8	37.5	31.3	54.2	0.7	0.7	0.5	1.3	0.3	0.1

CAREER STATISTICS

HARVEY, Zach

				Field Goals		3-Point		F-Throws		Rebounds										Scoring	
SEASON	TEAM	GP-GS	MIN/AVG	FG-FGA	FG%	3FG-FGA	3FG%	FT-FTA	FT%	OFF	DEF	TOT	AVG	PF-FO	AST	TO	BLK	STL	PTS	AVG	
2019-20	UC	26-0	227/8.7	15-40	.375	5-16	.313	13-24	.542	3	15	18	0.7	32-0	18	14	3	9	48	1.8	
2020-21	UC	3-0	30/10.2	3-7	.429	1-3	.333	0-0	.000	1	1	2	0.7	0-0	1	1	0	0	7	2.3	
TOTAL		29-0	257/8.9	18-47	.383	6-19	.316	13-24	.542	4	16	20	0.7	32-0	19	15	3	9	55	1.9	



#2 KEITH WILLIAMS

GUARD • 6-5 • 215 • SENIOR • 3L • BROOKLYN, N.Y. (BISHOP LOUGHLIN MEMORIAL)

CONFERENCE AWARDS

- » AAC Preseason First Team (2020-21)
- » AAC Weekly Honor Roll (3/9/20)

MOMENTS

- » Posted a career-best 30 points on 12-of-18 shooting with four steals at USF (3/3/20).
- » Scored 23 points with a career-high four 3-pointers against Vermont (12/3/19).
- » Scored a team-best 10 points during UC's second-half rally from 15 points down to No. 21 Houston (2/1/20).
- » Tallied 19 points with a trio of 3-pointers against UCLA (12/19/18).

2020-21 Season (Senior): Scored a game-high 27 points on 10-of-17 shooting with five rebounds, two steals and two blocks vs. Furman (12/9) ... posted a team-high 18 points with six rebounds and three assists vs. Xavier (12/6).

2019-20 Season (Junior): Started 29 of 30 games, averaging 12.6 points, 4.6 rebounds, 1.2 steals and 0.9 blocks in 28.9 minutes ... shot 43.5 percent (136 of 313) from the field, 34.2 percent (27 of 79) from 3-point range and 79.2 percent (80 of 101) from the free throw line ... ranked among league leaders during AAC games in free throw percentage (fourth at .833), field goal percentage (11th at .437), blocks (tied for 13th at 0.8), steals (15th at 1.3), points (tied for 15th at 12.7) and minutes played (22nd at 29.2) ... earned AAC Weekly Honor Roll accolades after scoring a career-high 30 points on 12-of-18 shooting with four steals during a comeback win at USF (3/3) ... posted a game-best 23 points on 6-of-10 shooting with four 3-pointers against Vermont (12/3) ... pulled down a career-high 11 rebounds against East Carolina (1/19) ... scored 10 of his 12 points during a second-half rally past No. 21 Houston (2/1) ... scored in double figures in 22 games ... led all Bearcats in points in six contests ... recorded eight multi-block games.

2018-19 Season (Sophomore): Played in 35 games with 32 starts, averaging 9.9 points, 3.2 rebounds, 1.1 assists and 1.1 steals in 25.9 minutes ... ranked among AAC leaders in blocks (11th at 0.9) ... scored a career-high 19 points on 8-of-13 shooting with a trio of 3-pointers and four assists against UCLA (12/19) ... posted 16 points on 7-of-14 shooting with four rebounds and two blocks against Xavier (12/8) ... scored 15 points on 5-of-10 shooting with a pair of threes to go with a career-high eight rebounds in 29 minutes at UNLV (12/1) ... tallied a team-high 12 points with six rebounds and three assists, including a pair a game-clinching free throws with four seconds left at UConn (2/24) ... scored 15 points with three blocks and three assists against North Carolina Central (11/13) in his first collegiate start ... scored 10 or more points in 19 games.

2017-18 Season (Freshman): Played in 33 games as a reserve, averaging 3.1 points and 1.2 rebounds in 9.8 minutes ... scored in double figures in each of his first two collegiate games, netting 10 points on 5-of-12 shooting with five rebounds in the season opener with Savannah State (11/10) and 10 points on 5-of-7 shooting against Western Carolina (11/13) ... grabbed a season-high five rebounds against Savannah State (11/10) and Tulane (3/1) ... scored nine points on 4-of-7 shooting in 14 minutes against Arkansas-Pine Bluff (12/19) ... hit a 3-pointer at No. 19 Wichita State (3/4) in the regular-season finale ... knocked in a 3-pointer just prior to the halftime buzzer at UConn (3/3).

Prior to Cincinnati: Named the 2017 All-New York City Player of the Year and Catholic High School Athletic Association (CHSAA) Class AA Most Valuable Player, helping Bishop Loughlin to the Brooklyn/Queens championship game and intersectional semifinals ... averaged 24.2 points and 12.6 rebounds as a senior and 15 points and 4.3 rebounds as a junior ... netted 37 points in a CHSAA Brooklyn/Queens diocesan semifinal double overtime win against Christ the King ... tallied 25 points on 12-of-17 shooting from the field in the 2017 Jordan Brand Classic Regional Boys Game at the Barclays Center ... averaged 15.0 points and 4.3 rebounds while shooting 47.8 percent (96 of 201) from the field and 40.6 percent (28 of 69) from three-point range in 17 games for New Heights, an AAU squad on the 2016 Under Armour Association's 17U summer circuit ... tabbed a four-star prospect by Rivals.com and 247Sports.

SEASON & CAREER STATISTICS

2020-21 Season		Career
27 vs. Furman, 12/10/20	Pts	30 at USF, 3/3/20
17 vs. Furman, 12/10/20	FG Atts	18 at USF, 3/3/20
10 vs. Furman, 12/10/20	FG Made	12 at USF, 3/3/20
5 vs. Xavier, 12/6/20	3PT-FG Atts	5, 5x (last vs. Xavier (12/6/20)
1, 2x (last vs. Furman, 12/10/20)	3PT-FG Made	4 vs. Vermont, 12/3/19
12 vs. Furman, 12/10/20	FT Atts	12 vs. Furman, 12/10/20
6 vs. Furman, 12/10/20	FT Made	9, 2x (last vs. UCF, 2/19/20)
6 vs. Xavier, 12/6/20	Rebs	11 vs. ECU, 1/19/20
3 vs. Xavier, 12/6/20	Assts	5, 3x (last at ECU, 2/16/20)
2, 2x (last vs. Furman, 12/10/20)	Stls	4, 4x (last at USF, 3/3/20)
2 vs. Furman, 12/10/20	Blks	3, 3x (last at UConn, 2/9/20)
36 vs. Furman, 12/10/20	Mins	46 vs. UCF, 2/19/20

MISCELLANEOUS STATISTICS

CATEGORY	2017-18	2018-19	2019-20	2020-21	CAREER
Double-Figure Scoring Games	2	18	22	2	44
Double-Figure Rebounding Games	0	0	1	0	1
Double-Double Games	0	0	0	0	0
20-Point Scoring Games	0	0	2	1	3
Games Led UC in Scoring	0	3	6	2	11
Games Led UC in Rebounding	0	1	5	0	6
Games Led UC in Assists	0	2	3	0	5
Games With 3+ Assists	0	4	7	1	12
Games With 3+ Blocks	0	2	2	0	4
Games With 3+ Steals	0	5	4	0	9
Games With 3+ 3-Pointers	0	1	1	0	2

Personal: Born July 25, 1998 in Brooklyn, New York ... son of Yvette and Keith Williams Sr. ... has two brothers, Cleyon Carryl and Courtney Tyrell, and a sister, Tuanieha Williams ... right-handed.

CAREER STATISTICS

WILLIAMS, Keith

				Field Goals		3-Point		F-Throws		Rebounds									Scoring	
SEASON	TEAM	GP-GS	MIN/AVG	FG-FGA	FG%	3FG-FGA	3FG%	FT-FTA	FT%	OFF	DEF	TOT	AVG	PF-FO	AST	TO	BLK	STL	PTS	AVG
2017-18	UC	33-0	325/9.8	40-104	.385	4-27	.148	17-32	.531	15	25	40	1.2	23-0	14	27	5	15	101	3.1
2018-19	UC	35-32	904/25.8	130-288	.451	21-76	.276	65-92	.707	46	65	111	3.2	84-1	38	50	31	39	346	9.9
2019-20	UC	30-29	864/28.8	136-313	.435	27-79	.342	80-101	.792	44	95	139	4.6	87-5	47	51	28	37	379	12.6
2020-21	UC	3-3	89/29.7	18-43	.419	2-11	.182	14-26	.538	2	9	11	3.7	5-0	6	6	3	4	52	17.3
TOTAL		101-64	2182/21.6	324-748	.433	54-193	.280	176-251	.701	107	194	301	3.0	199-6	105	134	67	95	878	8.7



#2 KEITH WILLIAMS

GUARD • 6-5 • 215 • JUNIOR • 2L • BROOKLYN, N.Y. (BISHOP LOUGHLIN MEMORIAL)

GAME-BY-GAME STATISTICS

2020-21 (SENIOR SEASON)

#2 WILLIAMS, Keith

Opponent	Date	GS	Total			3-Pointers		Free throws		Rebounds			PF	A	T/O	BLK	STL	PTS	AVG
			FG-FGA	PCT	3FG-3FGA	PCT	FT-FTA	PCT	OFF	DEF	TOT	AVG							
Lipscomb	12/02/2020	*	22:09	2-10	.200	0-3	.000	3-6	.500	0	0	0	0.0	3	2	2	0	7	7.0
Xavier	12/06/2020	*	31:19	6-16	.375	1-5	.200	5-8	.625	0	6	6	3.0	1	3	2	1	18	12.5
Furman	12/09/2020	*	35:34	10-17	.588	1-3	.333	6-12	.500	2	3	5	3.7	1	1	2	2	27	17.3
Totals		3	89:02	18-43	.419	2-11	.182	14-26	.538	2	9	11	3.7	5	6	6	3	4 52	17.3

Player Averages

Games Played	Minutes/ game	Points/ game	FG Pct	3FG Pct	FT Pct	Rebounds/ game	Assists/ game	Turnovers/ game	Assist/Turnover ratio	Steals/ game	Blocks/ game
3	29.7	17.3	41.9	18.2	53.8	3.7	2.0	2.0	1.0	1.3	1.0

2018-19 (SOPHOMORE SEASON)

#2 WILLIAMS, Keith

Opponent	Date	GS	MIN	Total		3-Pointers		Free throws		Rebounds				PF	A	T/O	BLK	STL	PTS	AVG
				FG-FA	PCT	3FG-3FGA	PCT	FT-FTA	PCT	OFF	DEF	TOT	AVG							
Ohio St.	11/07/2018		13:13	1-6	.167	0-2	.000	2-2	1.000	1	2	3	3.0	1	0	1	1	4	4.0	
N.C. Central	11/13/2018	*	26:01	7-12	.583	1-2	.500	0-1	.000	3	1	4	3.5	2	3	1	3	2	15	9.5
Milwaukee	11/16/2018	*	22:40	3-7	.429	0-2	.000	6-8	.750	1	1	2	3.0	1	1	2	0	1	12	10.3
Western Mich.	11/19/2018	*	20:36	4-6	.667	0-0	.000	0-0	.000	3	2	5	3.5	0	0	3	1	4	8	9.8
vs George Mason	11/23/2018	*	17:00	3-5	.600	0-1	.000	0-0	.000	1	2	3	3.4	3	0	1	0	2	6	9.0
vs Ole Miss	11/24/2018	*	24:00	2-6	.333	2-2	1.000	3-6	.500	2	3	5	3.7	4	0	0	0	0	9	9.0
Ark.-Pine Bluff	11/27/2018	*	26:44	6-9	.667	0-1	.000	0-0	.000	1	1	2	3.4	0	2	1	0	1	12	9.4
at UNLV	12/01/2018	*	28:30	5-10	.500	2-2	1.000	4-4	.750	4	4	8	4.0	3	0	2	0	0	15	10.1
Northern Ky.	12/04/2018	*	22:40	3-9	.333	0-3	.000	4-8	.500	2	2	4	4.0	3	0	2	1	1	10	10.1
Xavier	12/08/2018	*	30:45	7-14	.500	0-3	.000	2-2	1.000	1	3	4	4.0	1	0	1	2	0	16	10.7
at Mississippi St.	12/15/2018	*	37:00	6-13	.462	1-4	.250	2-6	.333	1	1	2	3.8	4	2	1	2	1	15	11.1
UCLA	12/19/2018	*	24:47	8-13	.615	3-4	.750	0-1	.000	0	3	3	3.8	3	4	0	0	0	19	11.8
South Carolina St.	12/22/2018	*	10:23	0-1	.000	0-1	.000	1-2	.500	0	1	1	3.5	3	0	1	0	0	1	10.9
Tulane	01/02/2019		20:13	4-10	.400	0-2	.000	2-2	1.000	0	0	0	3.3	2	2	1	3	3	10	10.9
at East Carolina	01/05/2019	*	34:00	6-12	.500	0-3	.000	1-2	.500	1	2	3	3.3	3	0	2	1	2	13	11.0
at Tulsa	01/10/2019	*	32:00	6-11	.545	2-5	.400	0-0	.000	1	3	4	3.3	5	0	2	0	3	14	11.2
UConn	01/12/2019	*	31:14	5-7	.714	1-2	.500	1-2	.500	1	2	3	3.2	4	1	0	1	2	12	11.2
South Fla.	01/15/2019	*	29:27	4-7	.571	2-2	1.000	1-1	1.000	2	0	2	3.2	3	0	1	2	1	11	11.2
at Wichita St.	01/19/2019	*	32:00	5-9	.556	1-2	.500	3-5	.600	1	0	1	3.1	2	0	4	2	0	14	11.4
Tulsa	01/24/2019	*	21:35	1-4	.250	0-1	.000	1-2	.500	1	3	4	3.1	2	5	0	0	0	3	11.0
at Temple	01/27/2019	*	20:21	2-6	.333	1-2	.500	4-4	1.000	3	2	5	3.2	4	0	2	0	1	9	10.9
SMU	02/02/2019	*	28:14	4-7	.571	1-3	.333	4-6	.667	0	3	3	3.2	1	1	2	0	1	13	11.0
at Memphis	02/07/2019	*	24:05	3-8	.375	1-2	.500	2-2	1.000	2	1	3	3.2	2	1	1	0	0	9	10.9
at Houston	02/10/2019	*	37:05	4-13	.308	0-5	.000	0-0	.000	2	2	4	3.2	2	1	1	4	8	10.8	
Wichita St.	02/17/2019	*	25:27	3-6	.500	0-2	.000	9-10	.900	0	3	3	3.2	1	1	1	1	0	15	10.9
UCF	02/21/2019	*	30:33	4-12	.333	2-3	.667	2-2	1.000	0	0	0	3.1	1	1	1	0	1	12	11.0
at UConn	02/24/2019	*	25:30	4-9	.444	0-2	.000	4-4	1.000	2	4	6	3.2	4	3	3	1	0	12	11.0
at SMU	02/27/2019	*	28:47	2-11	.182	0-4	.000	4-4	1.000	2	3	5	3.3	2	2	0	1	1	8	10.9
Memphis	03/02/2019	*	33:48	4-11	.364	0-1	.000	2-4	.500	1	2	3	3.2	2	3	5	1	3	10	10.9
at UCF	03/07/2019	*	27:30	2-8	.250	0-2	.000	0-0	.000	2	1	3	3.2	3	1	1	0	1	4	10.6
Houston	03/10/2019		20:49	4-6	.667	1-2	.500	0-0	.000	0	1	1	3.2	4	2	2	0	0	9	10.6
vs SMU	03/15/2019	*	25:54	1-5	.200	0-1	.000	2-2	1.000	1	0	1	3.1	3	0	1	1	0	4	10.4
vs Wichita St.	03/16/2019	*	26:25	3-6	.500	0-1	.000	0-0	.000	1	3	4	3.1	0	2	1	3	2	6	10.2
vs Houston	03/17/2019	*	18:52	2-4	.500	0-0	.000	0-0	.000	1	1	2	3.1	3	0	2	2	2	4	10.1
vs Iowa	03/22/2019	*	25:51	2-5	.400	0-2	.000	0-0	.000	2	4	6	3.2	3	1	1	0	1	4	9.9
Totals			32 903:58	130-288	.451	21-76	.276	65-92	.707	46	65	111	3.2	84	38	50	31	39	346	9.9


Player Averages

Games Played	Minutes/ game	Points/ game	FG Pct	3FG Pct	FT Pct	Rebounds/ game	Assists/ game	Turnovers/ game	Assist/Turnover ratio	Steals/ game	Blocks/ game
35	25.8	9.9	45.1	27.6	70.7	3.2	1.1	1.4	0.8	1.1	0.9

2019-20 (JUNIOR SEASON)

#2 WILLIAMS, Keith

Opponent	Date	GS	MIN	Total		3-Pointers		Free throws		Rebounds			PF	A	T/O	BLK	STL	PTS	AVG	
				FG-FA	PCT	3FG-3FGA	PCT	FT-FTA	PCT	OFF	DEF	TOT								
at Ohio St.	11/06/2019	*	28:19	5-10	.500	2-3	.667	1-2	.500	2	0	2	2.0	2	0	3	0	1	13	13.0
Drake	11/11/2019	*	18:33	1-2	.500	1-1	1.000	5-6	.833	0	3	3	2.5	1	3	1	0	0	8	10.5
Alabama A&M	11/14/2019	*	25:00	4-9	.444	1-3	.333	2-2	1.000	1	3	4	3.0	1	3	2	2	0	11	10.7
vs Illinois St.	11/22/2019	*	22:00	5-8	.625	0-1	.000	2-2	1.000	0	2	2	2.8	3	1	1	1	0	12	11.0
vs Bowling Green	11/24/2019	*	22:00	2-8	.250	0-1	.000	0-0	.000	0	2	2	2.6	5	1	2	1	1	4	9.6
vs Valparaiso	11/25/2019	*	36:00	6-12	.500	0-2	.000	5-6	.833	1	6	7	3.3	4	2	2	1	1	17	10.8
UNLV	11/30/2019	*	33:03	6-15	.400	1-2	.500	1-2	.500	3	5	8	4.0	1	3	0	2	3	14	11.3
Vermont	12/03/2019	*	32:10	6-11	.545	4-4	1.000	7-8	.875	0	5	5	4.1	1	5	0	0	2	23	12.8
at Xavier	12/07/2019	*	32:32	6-14	.429	1-4	.250	2-4	.500	3	6	9	4.7	5	1	2	0	1	15	13.0
Colgate	12/14/2019	*	32:03	6-12	.500	0-3	.000	3-3	1.000	3	4	7	4.9	1	1	4	3	4	15	13.2
Tennessee	12/18/2019	*	32:06	4-9	.444	0-1	.000	3-6	.500	2	3	5	4.9	2	3	4	1	0	11	13.0
vs Iowa	12/21/2019	*	25:44	2-13	.154	0-3	.000	4-6	.667	1	2	3	4.8	5	1	3	1	1	8	12.6
UConn	01/01/2020	*	16:28	1-6	.167	0-0	.000	2-2	1.000	2	2	4	4.7	3	2	2	0	0	4	11.9
at Tulane	01/04/2020	*	33:32	6-13	.462	2-4	.500	4-4	1.000	3	3	6	4.8	5	0	3	1	1	18	12.4
Tulsa	01/08/2020	*	29:41	3-11	.273	2-5	.400	1-2	.500	1	4	5	4.8	0	2	0	0	2	9	12.1
at UCF	01/11/2020	*	34:18	4-10	.400	1-3	.333	7-7	1.000	3	3	6	4.9	1	0	1	0	1	16	12.4
at Memphis	01/16/2020	*	31:55	4-14	.286	2-3	.667	2-2	1.000	3	5	8	5.1	4	2	0	1	1	12	12.4
East Carolina	01/19/2020	*	23:22	3-8	.375	0-2	.000	2-3	.667	3	8	11	5.4	2	0	2	2	3	8	12.1
at Temple	01/22/2020	*	36:23	4-8	.500	1-3	.333	1-1	1.000	1	2	3	5.3	3	2	3	2	2	10	12.0
SMU	01/28/2020	*	20:27	6-10	.600	1-4	.250	0-0	.000	0	3	3	5.2	3	2	1	0	2	13	12.1
Houston	02/01/2020	*	27:04	3-8	.375	0-2	.000	6-8	.750	1	3	4	5.1	3	1	0	1	1	12	12.0
at Wichita St.	02/06/2020	*	30:21	7-11	.636	0-2	.000	3-3	1.000	0	2	2	5.0	2	1	2	1	0	17	12.3
at UConn	02/09/2020	*	35:05	6-15	.400	2-4	.500	0-0	.000	1	2	3	4.9	4	3	1	3	0	14	12.3
Memphis	02/13/2020	*	23:48	5-10	.500	0-2	.000	1-3	.333	1	2	3	4.8	5	1	1	0	1	11	12.3
at East Carolina	02/16/2020	*	34:01	7-14	.500	2-5	.400	1-2	.500	1	3	4	4.8	2	5	3	0	1	17	12.5
UCF	02/19/2020	*	46:13	4-13	.308	0-2	.000	9-10	.900	3	5	8	4.9	3	0	2	0	3	17	12.7
Wichita St.	02/23/2020	*	11:51	0-3	.000	0-1	.000	0-0	.000	0	2	2	4.8	4	0	2	0	1	0	12.2
at Houston	03/01/2020	*	25:27	3-8	.375	1-2	.500	2-2	1.000	2	3	5	4.8	4	0	2	1	0	9	12.1
at South Fla.	03/03/2020	*	35:32	12-18	.667	2-4	.500	4-5	.800	1	2	3	4.7	4	1	2	4	30	12.7	
Temple	03/07/2020	*	29:09	5-10	.500	1-3	.333	0-0	.000	2	0	2	4.6	4	1	1	1	0	11	12.6
Totals			29	864.06	136-313	.435	27-79	342	80-101	.792	44	95	139	4.66	87	47	51	28	379	12.6



#3 MIKE SAUNDERS JR.

GUARD • 6-0 • 190 • FRESHMAN • HS • INDIANAPOLIS, IND. (WASATCH ACADEMY)

Prior to Cincinnati: Averaged 14.4 points, 3.6 assists and 2.1 steals as a senior at Wasatch Academy (Utah), guiding the Tigers to a 27-2 record and consensus Top 5 national ranking (No. 2 in Ball is Life, No. 3 in MaxPrep' Xcellent 25 and No. 3 by ESPN) ... team featured five seniors who signed Division I scholarships and earned No. 2 seed in GEICO Nationals tournament before the event canceled due to the COVID-19 pandemic ... averaged 11.8 points, 4.3 assists and 2.0 steals as a junior while helping the squad to a 26-4 record and the program's first Top 25 national ranking in 2018-19 ... played two seasons (2016-17, 2017-18) at Lawrence North High School in Indianapolis where his team compiled a 35-17 record during his career ... averaged 10.2 points and 5.0 assists as a sophomore in 2017-18 ... rated as a four-star prospect according to ESPN ... participated in the Stephen Curry SC30 Select Camp in August 2019.

Personal: Born July 19, 2002 in Indianapolis, Indiana ... son of Nicole and Michael Saunders ... has one brother, Jonathan Saunders ... right-handed.

SEASON & CAREER STATISTICS

2020-21 Season		Career
2, 2x (last vs. Furman, 12/10/20)	Pts	2, 2x (last vs. Furman, 12/10/20)
3 vs. Xavier, 12/6/20	FG Atts	3 vs. Xavier, 12/6/20
1 vs. Xavier, 12/6/20	FG Made	1 vs. Xavier, 12/6/20
1, 2x (last vs. Furman, 12/10/20)	3PT-FG Atts	1, 2x (last vs. Furman, 12/10/20)
0	3PT-FG Made	0
2 vs. Furman, 12/10/20	FT Atts	2 vs. Furman, 12/10/20
2 vs. Furman, 12/10/20	FT Made	2 vs. Furman, 12/10/20
2 vs. Furman, 12/10/20	Rebs	2 vs. Furman, 12/10/20
1 vs. Xavier, 12/6/20	Assts	1 vs. Xavier 12/6/20
0	Stls	0
0	Blks	0
10, 2x (last vs. Furman, 12/10/20)	Mins	10, 2x (last vs. Furman, 12/10/20)

MISCELLANEOUS STATISTICS

CATEGORY	2020-21	CAREER
Double-Figure Scoring Games	0	0
Double-Figure Rebounding Games	0	0
Double-Double Games	0	0
20-Point Scoring Games	0	0
Games Led UC in Scoring	0	0
Games Led UC in Rebounding	0	0
Games Led UC in Assists	0	0
Games With 3+ Assists	0	0
Games With 3+ Blocks	0	0
Games With 3+ Steals	0	0
Games With 3+ 3-Pointers	0	0

GAME-BY-GAME STATISTICS

2020-21 (FRESHMAN SEASON)

#3 SAUNDERS JR., Mike

Opponent	Date	GS	MIN	Total		3-Pointers		Free throws		Rebounds				PF	A	T/O	BLK	STL	PTS	AVG
				FG-FGA	PCT	3FG-3FGA	PCT	FT-FTA	PCT	OFF	DEF	TOT	AVG							
Lipscomb	12/02/2020		03:24	0-0	.000	0-0	.000	0-0	.000	0	0	0	0.0	0	0	1	0	0	0	0.0
Xavier	12/06/2020		09:36	1-3	.333	0-1	.000	0-0	.000	0	0	0	0.0	0	1	0	0	0	2	1.0
Furman	12/09/2020		09:38	0-2	.000	0-1	.000	2-2	1.000	0	2	2	0.7	0	0	1	0	0	2	1.3
Totals		0	22:38	1-5	.200	0-2	.000	2-2	1.000	0	2	2	0.7	0	1	2	0	0	4	1.3

Player Averages

Games Played	Minutes/game	Points/game	FG Pct	3FG Pct	FT Pct	Rebounds/game	Assists/game	Turnovers/game	Assist/Turnover ratio	Steals/game	Blocks/game
3	7.5	1.3	20.0	0.0	100.0	0.7	0.3	0.7	0.5	0.0	0.0

CAREER STATISTICS

SAUNDERS JR., Mike

				Field Goals		3-Point		F-Throws		Rebounds										Scoring	
SEASON	TEAM	GP-GS	MIN/AVG	FG-FGA	FG%	3FG-FGA	3FG%	FT-FTA	FT%	OFF	DEF	TOT	AVG	PF	FO	AST	TO	BLK	STL	PTS	AVG
2020-21	UC	3-0	23/7.5	1-5	.200	0-2	.000	2-2	1.000	0	2	2	0.7	0-0	1	2	0	0		4	1.3
TOTAL		3-0	23/7.5	1-5	.200	0-2	.000	2-2	1.000	0	2	2	0.7	0-0	1	2	0	0		4	1.3



#13 TARI EASON

FORWARD • 6-8 • 215 • FRESHMAN • HS • SEATTLE, WASH. (GARFIELD HS)

2020-21 Season (Freshman): Scored eight points on 4-of-7 shooting with two assists and two blocks, playing 24 minutes in his first collegiate start vs. Furman (12/9) ... grabbed a team-best eight rebounds against Xavier (12/6) ... had two points, three rebounds and two blocks in eight minutes against Lipscomb (12/2).

Prior to Cincinnati: Averaged 23.0 points, 8.0 rebounds, 3.0 steals and 1.4 blocks during the 2019-20 season at Garfield High School, helping guide his team to the 3A state championship ... averaged 21 points and 12 rebounds during the three-game tournament run, earning most valuable player accolades ... named Washington's 3A state player of the year by the Associated Press and the Washington Interscholastic Basketball Coaches Association ... tabbed the top prospect in Washington according to Prep Hoops and considered one of the nation's Top 15 forwards by Rivals.com ... rated as a 4-star prospect by Rivals.com and 247Sports.com ... played his junior season at Federal Way High School in Federal Way, Washington, where he led the North Puget Sound League's Olympic Division in rebounding (11.0 per game) while averaging 19.0 points and 2.5 blocks ... helped lead the Eagles to the Class 4A state tournament semifinals.

Personal: Born May 10, 2001 in Portsmouth, Virginia ... son of Teroya Eason ... has three brothers, Tega Eason, Angel Eason and Avante Eason ... right-handed.

SEASON & CAREER STATISTICS

2020-21 Season		Career
8 vs. Furman, 12/10/20	Pts	8 vs. Furman, 12/10/20
7 vs. Furman, 12/10/20	FG Atts	7 vs. Furman, 12/10/20
4 vs. Furman, 12/10/20	FG Made	4 vs. Furman, 12/10/20
1, 3x (last vs. Furman, 12/10/20)	3PT-FG Atts	1, 3x (last vs. Furman, 12/10/20)
0	3PT-FG Made	0
0	FT Atts	0
0	FT Made	0
8 vs. Xavier, 12/6/20	Rebs	8 vs. Xavier, 12/6/20
2, 2x (last vs. Furman, 12/10/20)	Assts	2, 2x (last vs. Furman, 12/10/20)
0	Stls	0
2, 2x (last vs. Furman, 12/10/20)	Blks	2, 2x (last vs. Furman, 12/10/20)
24 vs. Furman, 12/10/20	Mins	24 vs. Furman, 12/10/20

MISCELLANEOUS STATISTICS

CATEGORY	2020-21	CAREER
Double-Figure Scoring Games	0	0
Double-Figure Rebounding Games	0	0
Double-Double Games	0	0
20-Point Scoring Games	0	0
Games Led UC in Scoring	0	0
Games Led UC in Rebounding	0	0
Games Led UC in Assists	0	0
Games With 3+ Assists	0	0
Games With 3+ Blocks	0	0
Games With 3+ Steals	0	0
Games With 3+ 3-Pointers	0	0

GAME-BY-GAME STATISTICS

2020-21 (FRESHMAN SEASON)

#13 EASON, Tari

Opponent	Date	GS	MIN	Total	3-Pointers	Free throws	Rebounds	PF	A	T/O	BLK	STL	PTS	AVG
Lipscomb	12/02/2020		07:57	1-3 .333	0-1 .000	0-0 .000	2 1 3 3.0	2	1	4	2	0	2	2.0
Xavier	12/06/2020		14:42	1-5 .200	0-1 .000	0-0 .000	3 5 8 5.5	2	2	1	0	1	2	2.0
Furman	12/09/2020	*	23:53	4-7 .571	0-1 .000	0-0 .000	0 2 2 4.3	2	2	1	2	1	8	4.0
Totals			1 46:32	6-15 .400	0-3 .000	0-0 .000	5 8 13 4.3	6	5	6	4	2	12	4.0

Player Averages

Games Played	Minutes/game	Points/game	FG Pct	3FG Pct	FT Pct	Rebounds/game	Assists/game	Turnovers/game	Assist/Turnover ratio	Steals/game	Blocks/game
3	15.5	4.0	40.0	0.0	0.0	4.3	1.7	2.0	0.8	0.7	1.3

CAREER STATISTICS

EASON, Tari

				Field Goals		3-Point		F-Throws		Rebounds									Scoring	
SEASON	TEAM	GP-GS	MIN/AVG	FG-FGA	FG%	3FG-FGA	3FG%	FT-FTA	FT%	OFF	DEF	TOT	AVG	PF-FO	AST	TO	BLK	STL	PTS	AVG
2020-21	UC	3-1	47/15.5	6-15	.400	0-3	.000	0-0	.000	5	8	13	4.3	6-0	5	6	4	2	12	4.0
TOTAL		3-1	47/15.5	6-15	.400	0-3	.000	0-0	.000	5	8	13	4.3	6-0	5	6	4	2	12	4.0



#20 MAMOUDOU DIARRA

FORWARD • 6-9 • 225 • R-JUNIOR • 2L • BAMAKO, MALI (22 FEET ACADEMY [S.C.])

2019-20 Season (R-Sophomore): Played in 28 games as a reserve, averaging 3.0 points and 2.8 rebounds in 10.3 minutes ... shot 55.4 percent (31 of 56) from the field ... shot 71.4 percent (5 of 7) from 3-point range ... scored a season-high 12 points on 4-of-6 shooting with four rebounds and two blocks in a season-high 24 minutes against Temple (3/7) ... tallied eight points with seven rebounds in 19 minutes at USF (3/3) ... posted seven points on 3-of-3 shooting with four rebounds and two blocks against East Carolina (1/19).

2018-19 Season (R-Freshman): Played in 20 games as a reserve, averaging 3.2 points and 1.9 rebounds in 6.9 minutes ... scored a season-high nine points on 4-of-6 shooting with a pair of rebounds and a block in 13 minutes against Arkansas-Pine Bluff (11/27) ... tallied eight points and five rebounds in 12 minutes against South Carolina State (12/22) ... scored six points and grabbed six rebounds in a season-high 15 minutes at UConn (2/24).

2017-18 Season (Redshirt): Played in seven games as a reserve, averaging 2.9 points, 1.9 rebounds and 0.7 blocks in 6.6 minutes ... scored a season-high nine points with six rebounds and a block in a season-high 12 minutes against Western Carolina (11/13) ... netted five points and a three-pointer with three rebounds in nine minutes against Coppin State (11/16) ... recorded a pair of blocks against Alabama State (11/27) ... scored in five of his seven games ... named to the Bearcat Honor Roll during the fall 2017 semester.

Prior to Cincinnati: Helped 22 Feet Academy to a 29-9 record in 2016-17 while earning First Team All-Grind Session accolades and averaging 18.5 points, 10.2 rebounds and 3.2 blocks ... honored as one of 30 campers from 23 countries invited to participate in the NBA's Basketball Without Borders Camp surrounding the 2015 NBA All-Star Game.

Personal: Born Oct. 4, 1997 in Bamako, Mali ... son of Mastan Baha and Salifou Diarra ... has one sister, Kadidia ... his aunt Marietou Diarra played professional basketball in France ... right-handed.

SEASON & CAREER STATISTICS

2020-21 Season		Career	
4 vs. Furman, 12/10/20	Pts	12 vs. Temple, 3/7/20	
1, 3x (last vs. Furman, 12/10/20)	FG Atts	6, 4x (last vs. Temple, 3/7/20)	
1, 2x (last vs. Furman, 12/10/20)	FG Made	4, 2x (last vs. Temple, 3/7/20)	
1 vs. Lipscomb, 12/2/20	3PT-FG Atts	2 vs. Temple, 3/7/20	
0	3PT-FG Made	1, 7x (last vs. Temple, 3/7/20)	
2 vs. Furman, 12/10/20	FT Atts	6 at USF, 3/3/20	
2 vs. Furman, 12/10/20	FT Made	4, 2x (last at USF, 3/3/20)	
2, 2x (last vs. Furman, 12/10/20)	Rebs	9 vs. Alabama A&M, 11/14/19	
2 vs. Xavier, 12/6/20	Assts	2 vs. Xavier, 12/6/20	
0	Stls	2, 2x (last at USF, 3/3/20)	
0	Blks	2, 4x (last vs. Temple, 3/7/20)	
8, 2x (last vs. Furman, 12/10/20)	Mins	24 vs. Temple, 3/7/20	

MISCELLANEOUS STATISTICS

CATEGORY	2017-18	2018-19	2019-20	CAREER
Double-Figure Scoring Games	0	0	1	1
Double-Figure Rebounding Games	0	0	0	0
Double-Double Games	0	0	0	0
20-Point Scoring Games	0	0	0	0
Games Led Team in Scoring	0	0	0	0
Games Led Team in Rebounding	0	0	0	0
Games Led Team in Assists	0	0	0	0
Games With 3+ Assists	0	0	0	0
Games With 3+ Blocks	0	0	0	0
Games With 3+ Steals	0	0	0	0
Games With 3+ Three-Pointers	0	0	0	0

CAREER STATISTICS

DIARRA, Mamoudou

				Field Goals		3-Point		F-Throws		Rebounds										Scoring	
SEASON	TEAM	GP-GS	MIN/AVG	FG-FGA	FG%	3FG-FGA	3FG%	FT-FTA	FT%	OFF	DEF	TOT	AVG	PF-FO	AST	TO	BLK	STL	PTS	AVG	
2017-18	UC	7-0	46/6.6	7-20	.350	1-2	.500	5-6	.833	5	8	13	1.9	3-0	2	4	5	1	20	2.9	
2018-19	UC	20-0	139/6.9	17-42	.405	1-2	.500	10-14	.714	11	27	38	1.9	15-0	6	4	8	5	45	2.3	
2019-20	UC	28-0	289/10.3	31-56	.554	5-7	.714	18-29	.621	28	49	77	2.8	39-0	7	20	11	10	85	3.0	
2020-21	UC	3-0	24/7.9	2-3	.667	0-1	.000	2-3	.667	1	4	5	1.7	6-0	3	1	0	0	6	2.0	
TOTAL		58-0	498/8.6	57-121	.471	7-12	.583	35-52	.673	45	88	133	2.3	63-0	18	29	24	16	156	2.7	



#20 MAMOUDOU DIARRA

FORWARD • 6-9 • 225 • R-JUNIOR • 2L • BAMAKO, MALI (22 FEET ACADEMY [S.C.]

GAME-BY-GAME STATISTICS

2020-21 (R-JUNIOR SEASON)

#20 DIARRA, Mamoudou

Opponent	Date	GS	MIN	Total		3-Pointers		Free throws		Rebounds			PF	A	T/O	BLK	STL	PTS	AVG
				FG-FGA	PCT	3FG-3FGA	PCT	FT-FTA	PCT	OFF	DEF	TOT							
Lipscomb	12/02/2020		07:12	0-1	.000	0-1	.000	0-0	.000	0	2	2	2.0	4	0	0	0	0	0.0
Xavier	12/06/2020		08:21	1-1	1.000	0-0	.000	0-1	.000	1	0	1	1.5	1	2	1	0	0	2.0
Furman	12/09/2020		08:13	1-1	1.000	0-0	.000	2-2	1.000	0	2	2	1.7	1	1	0	0	4	2.0
Totals		0	23:46	2-3	.667	0-1	.000	2-3	.667	1	4	5	1.7	6	3	1	0	6	2.0

Player Averages

Games Played	Minutes/game	Points/game	FG Pct	3FG Pct	FT Pct	Rebounds/game	Assists/game	Turnovers/game	Assist/Turnover ratio	Steals/game	Blocks/game
3	7.9	2.0	66.7	0.0	66.7	1.7	1.0	0.3	3.0	0.0	0.0

2019-20 (R-SOPHOMORE SEASON)

#20 DIARRA, Mamoudou

Opponent	Date	GS	MIN	Total		3-Pointers		Free throws		Rebounds			PF	A	T/O	BLK	STL	PTS	AVG		
				FG-FGA	PCT	3FG-3FGA	PCT	FT-FTA	PCT	OFF	DEF	TOT									
N.C. Central	11/13/2018	04:11	1-1	1.000	0-0	.000	0-0	.000	0	2	2	2.0	1	0	0	0	0	2	2.0		
Western Mich.	11/19/2018	12:33	0-2	.000	0-0	.000	2-4	.500	2	4	6	4.0	2	1	0	0	1	2	2.0		
vs Ole Miss	11/24/2018	02:00	0-0	.000	0-0	.000	0-0	.000	0	1	1	3.0	0	0	0	0	0	0	1.3		
Ark.-Pine Bluff	11/27/2018	13:15	4-6	.667	1-1	1.000	0-0	.000	0	2	2	2.8	2	0	0	1	0	9	3.3		
UCLA	12/19/2018	05:01	0-2	.000	0-0	.000	0-0	.000	0	1	1	2.4	0	1	0	0	0	0	2.6		
South Carolina St.	12/22/2018	12:15	3-6	.500	0-1	.000	2-3	.667	1	4	5	2.8	1	0	0	0	0	8	3.5		
Tulane	01/02/2019	12:26	2-4	.500	0-0	.000	0-0	.000	2	4	6	3.3	1	1	0	2	1	4	3.6		
at Tulsa	01/10/2019	00:00	0-0	.000	0-0	.000	0-0	.000	0	0	0	2.9	0	0	0	0	0	0	3.1		
South Fla.	01/15/2019	02:49	0-1	.000	0-0	.000	0-0	.000	0	0	0	2.6	0	0	0	0	0	0	2.8		
at Wichita St.	01/19/2019	01:00	0-0	.000	0-0	.000	0-0	.000	0	0	0	2.3	0	0	0	0	0	0	2.5		
Tulsa	01/24/2019	10:27	2-5	.400	0-0	.000	0-0	.000	1	0	1	2.2	3	0	0	1	0	4	2.6		
at Temple	01/27/2019	02:05	0-0	.000	0-0	.000	0-0	.000	0	0	0	2.0	1	0	0	0	0	0	2.4		
at Memphis	02/07/2019	02:50	0-1	.000	0-0	.000	0-0	.000	0	2	2	2.0	0	0	0	0	0	0	2.2		
at UConn	02/24/2019	14:22	2-5	.400	0-0	.000	2-2	1.000	2	4	6	2.3	2	1	2	1	0	6	2.5		
at SMU	02/27/2019	04:48	0-0	.000	0-0	.000	0-0	.000	0	1	1	2.2	0	0	0	0	0	1	2.3		
at UCF	03/07/2019	14:48	1-3	.333	0-0	.000	1-2	.500	2	1	3	2.3	0	1	0	1	2	3	2.4		
Houston	03/10/2019	07:33	1-3	.333	0-0	.000	3-3	1.000	0	1	1	2.2	1	0	0	1	0	5	2.5		
vs SMU	03/15/2019	07:49	0-1	.000	0-0	.000	0-0	.000	1	0	1	2.1	0	1	1	0	0	0	2.4		
vs Wichita St.	03/16/2019	05:14	1-1	1.000	0-0	.000	0-0	.000	0	0	0	2.0	0	1	1	0	1	2	2.4		
vs Iowa	03/22/2019	03:27	0-1	.000	0-0	.000	0-0	.000	0	0	0	1.9	1	0	0	0	0	0	2.3		
Totals			0	138:53	17-42	.405	1-2	.500	10-14	.714	11	27	38	1.9	15	6	4	8	5	45	2.3

Player Averages

Games Played	Minutes/game	Points/game	FG Pct	3FG Pct	FT Pct	Rebounds/game	Assists/game	Turnovers/game	Assist/Turnover ratio	Steals/game	Blocks/game
20	6.9	2.3	40.5	50.0	71.4	1.9	0.3	0.2	1.5	0.3	0.4

2018-19 (R-FRESHMAN SEASON)

#20 DIARRA, Mamoudou

Opponent	Date	GS	MIN	Total		3-Pointers		Free throws		Rebounds			PF	A	T/O	BLK	STL	PTS	AVG	
				FG-FA	PCT	3FG-3FA	PCT	FT-FTA	PCT	OFF	DEF	TOT								
Savannah St.	11/10/2017	00:00	0-0	.000	0-0	.000	0-0	.000	0	0	0	0.0	0	1	0	0	0	0.0		
Western Caro.	11/13/2017	12:00	3-6	.500	0-0	.000	3-4	.750	2	4	6	3.0	1	0	1	0	9	4.5		
Coppin St.	11/16/2017	09:00	1-5	.200	1-2	.500	2-2	1.000	1	2	3	3.0	0	1	1	1	0	5.47		
Alabama St.	11/27/2017	08:00	1-4	.250	0-0	.000	0-0	.000	1	1	2	2.8	1	0	0	2	1	2.40		
Mississippi St.	12/12/2017	01:00	0-0	.000	0-0	.000	0-0	.000	0	0	0	2.2	0	0	0	0	0	3.2		
Ark.-Pine Bluff	12/19/2017	12:00	1-3	.333	0-0	.000	0-0	.000	1	0	1	2.0	1	1	2	1	0	2.30		
Memphis	12/31/2017	04:00	1-2	.500	0-0	.000	0-0	.000	0	1	1	1.9	0	0	0	0	0	2.29		
Totals		0	46:00	7-20	.350	1-2	.500	5-6	.833	5	8	13	1.9	3	2	4	5	1	20	2.9

Player Averages

Games Played	Minutes/game	Points/game	FG Pct	3FG Pct	FT Pct	Rebounds/game	Assists/game	Turnovers/game	Assist/Turnover ratio	Steals/game	Blocks/game
7	6.6	2.9	35.0	50.0	83.3	1.9	0.3	0.6	0.5	0.1	0.7



#23 MIKA ADAMS-WOODS

GUARD • 6-3 • 185 • SOPHOMORE • 1L • SYRACUSE, N.Y./BISHOP LUDDEN HS/NEW HAMPTON SCHOOL (N.H.)

2020-21 Season (Sophomore): Posted a career-high 16 points against Lipscomb (12/2).

2019-20 Season (Freshman): Started 19 of 29 games played, averaging 5.0 points, 2.2 rebounds and 1.6 assists in 21.4 minutes ... scored a season-high 14 points with a trio of 3-pointers, three assists and two steals against Memphis (2/13) ... tallied 11 points with four assists in his first collegiate start against No. 21 Tennessee (12/18) ... contributed 10 points on 4-of-4 shooting with a pair of threes at Xavier (12/7) ... registered 10 points on a pair of threes to go with five rebounds against UNLV (11/30) ... scored 10 points and grabbed a season-high six rebounds at East Carolina (2/16) ... handed out a season-high five assists against UConn (1/1) and at UCF (2/19) ... scored in double figures in seven games.

Prior to Cincinnati: Averaged 19.0 points, 6.2 rebounds, 4.5 assists and 1.9 steals while shooting 52.5 percent from three-point range during the 2018-19 season, his second year at New Hampton School (N.H.) ... helped lead the prep school to a runner-up finish at the 2018 NEPSAC AAA Championship while averaging 16.1 points, 5.1 rebounds, 4.2 assists and 1.9 steals ... earned New England Preparatory School Athletic Council (NEPSAC) Class AAA first-team honors each of the past two seasons at the New Hampton School ... rated as the No. 10 prospect in New England by the New England Recruiting Report and the No. 2 player in the state. He was also the No. 34 point guard nationally according to Rivals.com ... spent three seasons at Bishop Ludden High School in Syracuse, N.Y., where he scored over 1,200 points. He averaged 19.8 points as a junior in 2016-17 while earning first-team All-Central New York honors.

Personal: Born Feb. 23, 2000 in Syracuse, New York ... son of Porsche and Carzel ... Guardian is Victoria Woods ... has one brother, Joseph and one sister, Myeisha ... left-handed.

SEASON & CAREER STATISTICS

2020-21 Season		Career
16 vs. Lipscomb, 12/2/20	Pts	16 vs. Lipscomb, 12/2/20
14 vs. Lipscomb, 12/2/20	FG Atts	14 vs. Lipscomb, 12/2/20
6 vs. Lipscomb, 12/2/20	FG Made	6 vs. Lipscomb, 12/2/20
5 vs. Lipscomb, 12/2/20	3PT-FG Atts	7 vs. Memphis, 2/13/20
1, 2x (last vs. Furman, 12/10/20)	3PT-FG Made	3 vs. Memphis, 2/13/20
4 vs. Furman, 12/10/20	FT Atts	4, 6x (last vs. Furman, 12/10/20)
4 vs. Furman, 12/10/20	FT Made	4, 4x (last vs. Furman, 12/10/20)
3 vs. Lipscomb, 12/2/20	Rebs	6 at ECU, 2/16/20
3 vs. Xavier, 12/6/20	Assts	5, 2x (last at UCF, 1/11/20)
2 vs. Xavier, 12/6/20	Stls	2, 6x (last at Houston, 3/1/20)
1 vs. Xavier, 12/6/20	Blks	2 vs. SMU, 1/28/20
33 vs. Lipscomb, 12/2/20	Mins	40 at ECU, 2/16/20

MISCELLANEOUS STATISTICS

CATEGORY	2019-20	2020-21	CAREER
Double-Figure Scoring Games	7	1	8
Double-Figure Rebounding Games	0	0	0
Double-Double Games	0	0	0
20-Point Scoring Games	0	0	0
Games Led Team in Scoring	0	1	1
Games Led Team in Rebounding	0	0	0
Games Led Team in Assists	2	0	2
Games With 3+ Assists	7	1	8
Games With 3+ Blocks	0	0	0
Games With 3+ Steals	0	0	0
Games With 3+ 3-Pointers	1	0	1

GAME-BY-GAME STATISTICS

2020-21 (SOPHOMORE SEASON)

#23 ADAMS-WOODS, Mika

Opponent	Date	GS	MIN	Total		3-Pointers		Free throws		Rebounds		PF	A	T/O	BLK	STL	PTS	AVG	
				FG-FGA	PCT	3FG-3FGA	PCT	FT-FTA	PCT	OFF	DEF								TOT
Lipscomb	12/02/2020	*	33:15	6-14	.429	1-5	.200	3-3	1.000	1	2	3	3.0	1	2	1	0	16	16.0
Xavier	12/06/2020	*	30:42	2-8	.250	0-2	.000	1-2	.500	0	1	1	2.0	1	3	1	2	5	10.5
Furman	12/09/2020	*	26:39	1-3	.333	1-1	1.000	4-4	1.000	0	1	1	1.7	4	1	0	0	7	9.3
Totals			3 90:36	9-25	.360	2-8	.250	8-9	.889	1	4	5	1.7	6	6	2	1	28	9.3

Player Averages

Games Played	Minutes/ game	Points/ game	FG Pct	3FG Pct	FT Pct	Rebounds/ game	Assists/ game	Turnovers/ game	Assist/Turnover ratio	Steals/ game	Blocks/ game
3	30.2	9.3	36.0	25.0	88.9	1.7	2.0	0.7	3.0	0.7	0.3

2019-20 (FRESHMAN SEASON)

#3 ADAMS-WOODS, Mika

Opponent	Date	GS	MIN	Total FG-FGA	PCT	3-Pointers 3FG-3FGA	PCT	Free throws FT-FTA	PCT	Rebounds OFF DEF TOT AVG	PF	A	T/O	BLK	STL	PTS	AVG			
Drake	11/12/2019		13:32	1-3	.333	0-0	.000	0-0	.000	0	5	5	5.0	2	3	0	1	2	2.0	
Alabama A&M	11/14/2019		13:30	1-3	.333	1-2	.500	2-2	1.000	0	1	1	3.0	1	4	0	0	5	3.5	
vs Illinois St.	11/22/2019		13:00	0-0	.000	0-0	.000	0-1	.000	0	1	1	2.3	1	0	3	0	0	2.3	
vs Bowling Green	11/24/2019		04:00	0-1	.000	0-0	.000	0-0	.000	0	0	0	1.8	0	0	0	0	0	1.8	
vs Valparaiso	11/25/2019		18:00	4-6	.667	1-2	.500	1-1	1.000	0	1	1	1.6	2	0	2	0	1	10.3	
UNLV	11/30/2019		28:39	4-6	.667	2-4	.500	0-1	.000	0	5	5	2.2	4	1	1	1	0	10.4	
Vermont	12/03/2019		17:38	1-2	.500	0-0	.000	4-4	1.000	0	3	3	2.3	1	2	1	0	1	6.7	
at Xavier	12/07/2019		21:08	4-4	1.000	2-2	1.000	0-0	.000	0	3	3	2.4	1	0	2	0	0	10.5	
Colgate	12/14/2019		24:24	2-5	.400	2-4	.500	2-2	1.000	0	1	1	2.2	2	0	1	0	0	8.7	
Tennessee	12/18/2019	*	31:23	3-6	.500	1-3	.333	4-4	1.000	0	3	3	2.3	1	4	0	0	0	11.6	
vs Iowa	12/21/2019	*	22:38	3-5	.600	2-3	.667	2-2	1.000	0	5	5	2.5	4	1	0	0	2	10.6	
UConn	01/01/2020	*	26:50	1-3	.333	1-2	.500	1-2	.500	0	3	3	2.6	2	5	2	0	0	4.6	
at Tulane	01/04/2020	*	13:42	1-4	.250	0-3	.000	0-0	.000	0	1	1	2.5	5	0	1	0	0	2.6	
Tulsa	01/08/2020	*	13:41	0-1	.000	0-1	.000	0-0	.000	0	1	1	2.4	4	0	1	0	0	5.6	
at UCF	01/11/2020	*	20:00	1-2	.500	1-2	.500	0-0	.000	0	1	1	2.3	1	5	0	1	3	5.4	
at Memphis	01/16/2020	*	26:09	1-4	.250	0-3	.000	0-0	.000	0	1	1	2.2	3	2	2	0	2	5.2	
East Carolina	01/19/2020	*	18:09	1-2	.500	1-2	.500	0-0	.000	1	2	3	2.2	2	4	0	1	1	3.5	
at Temple	01/22/2020	*	22:12	1-4	.250	1-4	.250	0-0	.000	0	2	2	2.2	1	1	1	0	0	3.4	
SMU	01/28/2020	*	21:47	0-2	.000	0-1	.000	0-0	.000	0	1	1	2.2	0	1	1	2	2	4.7	
Houston	02/01/2020	*	23:09	1-4	.250	0-2	.000	0-0	.000	0	1	1	2.1	2	1	0	0	0	2.4	
at Wichita St.	02/06/2020	*	17:51	2-4	.500	0-0	.000	0-0	.000	0	0	0	2.0	2	2	0	0	0	4.4	
at UConn	02/09/2020	*	20:34	1-1	1.000	1-1	1.000	0-0	.000	0	3	3	2.0	4	0	2	0	0	3.5	
Memphis	02/13/2020	*	35:57	4-10	.400	3-7	.429	3-4	.750	1	3	4	2.1	1	3	0	1	2	14.4	
at East Carolina	02/16/2020	*	39:44	4-9	.444	1-3	.333	1-2	.500	3	3	6	2.3	3	4	3	1	2	10.5	
UCF	02/19/2020	*	21:44	1-3	.333	0-1	.000	2-2	1.000	0	0	0	2.2	4	2	2	0	0	4.5	
Wichita St.	02/23/2020	*	28:33	3-7	.429	0-1	.000	1-2	.500	3	2	5	2.3	0	0	0	0	0	7.5	
at Houston	03/01/2020	*	29:29	1-4	.250	1-2	.500	3-4	.750	0	2	2	2.3	1	0	1	0	2	6.1	
at South Fla.	03/03/2020	*	23:16	0-1	.000	0-1	.000	4-4	1.000	0	1	1	2.3	2	1	1	1	0	4.5	
Temple	03/07/2020		17:57	1-4	.250	1-3	.333	0-2	.000	0	1	1	2.2	1	2	0	1	0	3.5	
Totals			19 622:36	47-110	.427	22-59	.373	30-39	.769	8	56	64	2.2	57	45	31	8	17	146	5.0

Player Averages

Games Played	Minutes/game	Points/game	FG Pct	3FG Pct	FT Pct	Rebounds/game	Assists/game	Turnovers/game	Assist/Turnover ratio	Steals/game	Blocks/game
29	21.5	5.0	42.7	37.3	76.9	2.2	1.6	1.1	1.5	0.6	0.3

CAREER STATISTICS

ADAMS-WOODS, Mika

				Field Goals		3-Point		F-Throws		Rebounds										Scoring	
SEASON	TEAM	GP-GS	MIN/AVG	FG-FGA	FG%	3FG-FGA	3FG%	FT-FTA	FT%	OFF	DEF	TOT	AVG	PF-FO	AST	TO	BLK	STL	PTS	AVG	
2019-20	UC	29-19	623/21.5	47-110	.427	22-59	.373	30-39	.769	8	56	64	2.2	57-1	45	31	8	17	146	5.0	
2020-21	UC	3-3	91/30.2	9-25	.360	2-8	.250	8-9	.889	1	4	5	1.7	6-0	6	2	1	2	28	9.3	
TOTAL		32-22	713/22.3	56-135	.415	24-67	.358	38-48	.792	9	60	69	2.2	63-1	51	33	9	19	174	5.4	



#24 JEREMIAH DAVENPORT

GUARD • 6-7 • 205 • SOPHOMORE • 1L • CINCINNATI, OHIO (MOELLER HS/HARGRAVE MILITARY ACADEMY)

2019-20 Season (Sophomore): Scored eight points with a pair of threes against Furman (12/9) ... hit a pair of threes against Xavier (12/6) ... handed out four assists to go with four points and two steals in 14 minutes against Lipscomb (12/2).

2019-20 Season (Freshman): Played in 18 games as a reserve, averaging 1.9 points and 1.0 rebounds in 6.8 minutes ... underwent season-ending knee surgery on Mar. 2 ... shot 76.5 percent (13 of 17) from the free throw line ... scored a season-high eight points in 12 minutes against Memphis (2/13) ... posted seven points and a season-best six rebounds in a season-high 16 minutes against Bowling Green (11/25) ... tallied six points in 12 minutes against Alabama A&M (11/14).

Prior to Cincinnati: Averaged 16.5 points, 7.4 rebounds and 2.1 steals while shooting 42 percent from three-point range at Hargrave Military Academy (Chatham, Va.) ... helped guide the Tigers to a 35-3 overall mark last season while earning most valuable player honors at the Legacy Nissan Classic and National Prep Showcase ... averaged 15.7 points, 6.2 rebounds and 2.1 assists and shooting 59 percent from the field as a senior at Moeller in 2017-18 ... earned Greater Cincinnati Boys Basketball Player of the Year accolades, Greater Catholic League South Co-Player of the Year honors and was named an Ohio Division I Boys Basketball Third-Team selection by the Ohio Prep Sportswriters Association ... helped lead the Crusaders to consecutive state championship game appearances as a junior and senior, winning the title in 2017-18 ... Moeller posted a 55-4 mark with Davenport playing varsity as a junior and senior, including a 27-3 record in 2017-18.

Personal: Born Sept. 24, 1999 in Cincinnati, Ohio ... son of Sheila and Darren Davenport ... has two brothers, Michael and Joshua, and three sisters Gabrielle, Naomi and Deborah ... comes from a basketball family, mother (Morehead State) and father (Alcorn State), along with brothers, Michael (St. Bonaventure, 2008-12) and Joshua (Winthrop, 2013-17) and sister, Naomi (West Virginia, 2017-19) all played NCAA Division I basketball ... right-handed.

SEASON & CAREER STATISTICS

2020-21 Season

		Career
8 vs. Furman, 12/10/20	Pts	8, 2x (last vs. Furman, 12/10/20)
6 vs. Xavier, 12/6/20	FG Atts	7 vs. Memphis, 2/13/20
3 vs. Furman, 12/10/20	FG Made	3, 2x (last vs. Furman, 12/10/20)
4 vs. Xavier, 12/6/20	3PT-FG Atts	4, 2x (last vs. Xavier, 12/6/20)
2, 2x (last vs. Furman, 12/10/20)	3PT-FG Made	2, 2x (last vs. Furman, 12/10/20)
0	FT Atts	6 vs. Bowling Green, 11/24/19
0	FT Made	5 vs. Bowling Green, 11/24/19
2 vs. Lipscomb, 12/2/20	Rebs	6 vs. Bowling Green, 11/24/19
4 vs. Lipscomb, 12/2/20	Assts	4 vs. Lipscomb, 12/2/20
2 vs. Lipscomb, 12/2/20	Stls	2 vs. Lipscomb, 12/2/20
0	Blks	0
17 vs. Xavier, 12/6/20	Mins	17 vs. Xavier, 12/6/20

MISCELLANEOUS STATISTICS

CATEGORY

	2019-20	2020-21	CAREER
Double-Figure Scoring Games	0	0	0
Double-Figure Rebounding Games	0	0	0
Double-Double Games	0	0	0
20-Point Scoring Games	0	0	0
Games Led Team in Scoring	0	0	0
Games Led Team in Rebounding	0	0	0
Games Led Team in Assists	0	1	1
Games With 3+ Assists	0	1	1
Games With 3+ Blocks	0	0	0
Games With 3+ Steals	0	0	0
Games With 3+ 3-Pointers	0	0	0

GAME-BY-GAME STATISTICS

2020-21 (SOPHOMORE SEASON)

#24 DAVENPORT, Jeremiah

Opponent	Date	GS	MIN	Total	3-Pointers	Free throws	Rebounds	PF	A	T/O	BLK	STL	PTS	AVG
				FG-FGA	PCT	3FG-3FGA	PCT	FT-FTA	PCT	OFF	DEF	TOT	AVG	
Lipscomb	12/02/2020		14:05	2-3	.667	0-1	.000	0-0	.000	0	2	2	2.0	0
Xavier	12/06/2020		16:35	2-6	.333	2-4	.500	0-0	.000	1	0	1	1.5	3
Furman	12/09/2020		15:43	3-4	.750	2-3	.667	0-0	.000	1	0	1	1.3	2
Totals		0	46:23	7-13	.538	4-8	.500	0-0	.000	2	2	4	1.3	5

Player Averages

Games Played	Minutes/game	Points/game	FG Pct	3FG Pct	FT Pct	Rebounds/game	Assists/game	Turnovers/game	Assist/Turnover ratio	Steals/game	Blocks/game
3	15.5	6.0	53.8	50.0	0.0	1.3	2.0	1.7	1.2	1.0	0.0

2019-20 (FRESHMAN SEASON)

#1 DAVENPORT, Jeremiah

Opponent	Date	GS	MIN	Total	3-Pointers	Free throws	Rebounds	PF	A	T/O	BLK	STL	PTS	AVG
				FG-FGA	PCT	3FG-3FGA	PCT	FT-FTA	PCT	OFF	DEF	TOT	AVG	
at Ohio St.	11/06/2019		04:22	0-0	.000	0-0	.000	3-3	1.000	1	1	2	2.0	4
Drake	11/11/2019		07:16	0-2	.000	0-1	.000	0-0	.000	0	2	2	2.0	0
Alabama A&M	11/14/2019		12:24	2-4	.500	1-1	1.000	1-3	.333	2	1	3	2.3	0
vs Illinois St.	11/22/2019		07:00	0-1	.000	0-1	.000	0-0	.000	0	1	2	2.0	0
vs Bowling Green	11/24/2019		16:00	1-3	.333	0-0	.000	5-6	.833	3	3	6	2.8	4
vs Valparaiso	11/25/2019		10:00	1-2	.500	0-0	.000	0-0	.000	0	1	2	2.5	2
UNLV	11/30/2019		07:12	1-1	1.000	0-0	.000	0-0	.000	0	0	2	2.0	0
Vermont	12/03/2019		03:54	0-1	.000	0-1	.000	0-0	.000	0	1	2	4.0	1
at Xavier	12/07/2019		03:55	0-0	.000	0-0	.000	0-0	.000	0	0	1	8	0
Colgate	12/14/2019		06:49	0-2	.000	0-1	.000	0-0	.000	0	0	1	8	0
at Tulane	01/04/2020		04:17	1-2	.500	1-2	.500	0-0	.000	0	0	1	5	1
Tulsa	01/08/2020		08:17	0-2	.000	0-2	.000	0-0	.000	0	0	1	3	0
East Carolina	01/19/2020		05:10	0-1	.000	0-1	.000	2-2	1.000	0	0	1	2	0
SMU	01/28/2020		01:27	0-0	.000	0-0	.000	0-0	.000	0	1	1	2	0
Memphis	02/13/2020		11:27	3-7	.429	0-4	.000	2-3	.667	0	1	1	2	1
at East Carolina	02/16/2020		03:04	0-0	.000	0-0	.000	0-0	.000	0	0	1	1	0
UCF	02/19/2020		08:14	1-2	.500	0-0	.000	0-0	.000	0	0	1	1	0
Wichita St.	02/23/2020		03:19	0-0	.000	0-0	.000	0-0	.000	0	0	1	0	0
Totals		0	124:07	10-30	.333	2-14	.143	13-17	.765	6	12	18	1.0	18

Player Averages

Games Played	Minutes/game	Points/game	FG Pct	3FG Pct	FT Pct	Rebounds/game	Assists/game	Turnovers/game	Assist/Turnover ratio	Steals/game	Blocks/game
18	6.9	1.9	33.3	14.3	76.5	1.0	0.1	0.6	0.2	0.3	0.0

CAREER STATISTICS

DAVENPORT, Jeremiah

				Field Goals		3-Point		F-Throws		Rebounds									Scoring	
SEASON	TEAM	GP-GS	MIN/AVG	FG-FGA	FG%	3FG-FGA	3FG%	FT-FTA	FT%	OFF	DEF	TOT	AVG	PF-FO	AST	TO	BLK	STL	PTS	AVG
2019-20	UC	18-0	124/6.9	10-30	.333	2-14	.143	13-17	.765	6	12	18	1.0	18-0	2	11	0	6	35	1.9
2020-21	UC	3-0	46/15.5	7-13	.538	4-8	.500	0-0	.000	2	2	4	1.3	5-0	6	5	0	3	18	6.0
TOTAL		21-0	171/8.1	17-43	.395	6-22	.273	13-17	.765	8	14	22	1.0	23-0	8	16	0	9	53	2.5



#25 RAPOLAS IVANAUSKAS

FORWARD • 6-10 • 235 • GRADUATE • TR • BARRINGTON, ILL. (BREWSTER ACADEMY/NORTHWESTERN/COLGATE)

CONFERENCE AWARDS

- » Patriot League Player of the Year (2019)
- » Patriot League First Team (2019)
- » Patriot League Second Team (2020)
- » Patriot League All-Tournament Team (2019, 2020)
- » Patriot League Player of the Week (4x: 2/11/19; 2/25/19; 3/4/19; 12/16/19)

OTHER HONORS

- » Honorable Mention All-American - AP (2019)
- » Riley Wallace Award for Best D-I Transfer (2019)
- » Lou Henson Midseason List (2019, 2020)
- » Colgate Athletics Player of the Year (2019)

MOMENTS

- » Scored a career-high 33 points with 10 rebounds and five assists at Lehigh (2/4/19).
- » Posted 30 points on 12-of-18 shooting with 12 rebounds vs. Nazareth (11/13/18).

2020-21 Season (Graduate Transfer): Notched 10 points with six rebounds against Xavier (12/6) ... posted 11 points with six rebounds in his Bearcat debut vs. Lipscomb (12/2).

Prior to Cincinnati: Played the 2018-19 and 2019-20 seasons at Colgate after beginning his collegiate career at Northwestern where he saw limited action due to injury ... earned Patriot League Second Team accolades for the Raiders as a senior in 2019-20 last season, averaging 13.1 points, 7.6 rebounds and 2.1 assists while shooting 43.2 percent from the field ... poured in 21 points with nine rebounds against the Bearcats in a 67-66 Colgate win on Dec. 14, 2019 at Fifth Third Arena ... Received the Riley Wallace award for the nation's top Division I transfer as well as being named an Associated Press honorable mention All-American and the Patriot League Player of the Year as a junior at Colgate (2018-19), averaging averaged 15.9 points, 7.8 rebounds and 1.6 assists while shooting 51.8 percent from the field and 43.4 percent from 3-point range ... sat out his freshman season at Northwestern (2016-17) as a redshirt and played in three games during his second season (2017-18) with the program before undergoing season-ending shoulder surgery ... ranked as the 89th-best recruit in the nation in the Class of 2016 by Rivals.com and was rated as a four-star recruit by 247Sports.com and Rivals.com ... rated as the No. 5 recruit in the state of Illinois by ESPN.com coming out of Brewster Academy in New Hampshire ... played his first three seasons of prep basketball at Barrington High School in Illinois where he earned Mid-Suburban West Conference Player of the Year accolades and All-State Second Team honors while averaging 18 points and 8.3 rebounds as a junior.

Personal: Born Feb. 15, 1998 in Kaunas, Lithuania ... son of Tomas and Gintare Ivanauskas ... father played college basketball at UMass Lowell and professionally in Lithuania ... cousin, Deividas Dulkys, played professionally in Turkey, Spain and Italy ... has one brother, Mykolas Ivanauskas ... right-handed.

SEASON & CAREER STATISTICS

2020-21 Season		Career
11 vs. Lipscomb, 12/2/20	Pts	33 at Lehigh, 2/4/19#
9, 2x (last vs. Xavier, 12/6/20)	FG Atts	18, 5x (last vs. Lafayette, 1/29/20)#
5 vs. Lipscomb, 12/2/20	FG Made	12 vs. Nazareth, 11/14/18#
6 vs. Xavier, 12/6/20	3PT-FG Atts	8 vs. NJIT, 11/6/19#
2 vs. Xavier, 12/6/20	3PT-FG Made	4, 2x (last vs. Navy, 2/23/19)#
2 vs. Furman, 12/10/20	FT Atts	11 vs. Boston, 2/2/19#
1, 2x (last vs. Furman, 12/10/20)	FT Made	9 vs. Boston, 2/2/19#
6, 2x (last vs. Xavier, 12/6/20)	Rebs	13, 2x (last vs. CSUN, 11/24/19)#
2 vs. Furman, 12/10/20	Assts	6, 2x (last at Green Bay, 11/26/19)#
1 vs. Xavier, 12/6/20	Stls	3 vs. Bucknell, 2/19/19#
0	Blks	3 vs. Bucknell, 2/19/19#
26 vs. Lipscomb, 12/2/20	Mins	38 at Loyola (Md.), 1/26/19#
# - Statistics from playing career at Colgate		

MISCELLANEOUS STATISTICS

CATEGORY	2017-18	2018-19	2019-20	2020-21	CAREER
Double-Figure Scoring Games	0	27	25	1	53
Double-Figure Rebounding Games	0	12	10	0	22
Double-Double Games	0	10	7	0	17
20-Point Scoring Games	0	11	4	0	15
Games Led Team in Scoring	0	11	9	0	20
Games Led Team in Rebounding	0	21	11	0	32
Games Led Team in Assists	0	3	3	0	6
Games With 3+ Assists	0	7	12	0	19
Games With 3+ Blocks	0	1	0	0	1
Games With 3+ Steals	0	1	0	0	1
Games With 3+ Three-Pointers	0	4	1	0	5

CAREER STATISTICS

IVANAUSKAS, Rapolas

SEASON	TEAM	GP-GS		MIN/AVG		Field Goals		3-Point		F-Throws		Rebounds				Scoring				
		GP	GS	MIN	AVG	FG-FGA	FG%	3FG-FGA	3FG%	FT-FTA	FT%	OFF	DEF	TOT	AVG	PF-FO	AST	TO	BLK	STL
2017-18	NU	3	0	11	3.7	0-2	.000	0-0	.000	0-0	.000	0	3	3	1.0	5-0	0	0	0	0
2018-19	Colg	35	35	1056	30.2	207-400	.518	43-99	.434	101-130	.777	64	209	273	7.8	103-3	56	86	21	19
2019-20	Colg	34	34	989	29.1	178-412	.432	31-118	.263	59-97	.608	61	198	259	7.6	96-2	71	82	18	21
2020-21	UC	3	2	69	22.9	12-22	.545	2-8	.250	2-3	.667	2	14	16	5.3	8-0	2	4	0	1
TOTAL FOR UC		3	2	69	22.9	12-22	.545	2-8	.250	2-3	.667	2	14	16	5.3	8-0	2	4	0	1
TOTAL		75	71	2125	28.3	397-836	.475	76-225	.338	162-230	.704	127	424	551	7.3	212-5	129	172	39	41



#25 RAPOLAS IVANAUSKAS

FORWARD • 6-10 • 235 • GRADUATE • TR • BARRINGTON, ILL. (BREWSTER ACADEMY/NORTHWESTERN/COLGATE)

GAME-BY-GAME STATISTICS

2020-21 (GRADUATE SEASON - CINCINNATI)

#25 IVANAUSKAS, Rapolas

Opponent	Date	GS	Total			3-Pointers		Free throws		Rebounds		PF	A	T/O	BLK	STL	PTS	AVG		
			FG-FGA	PCT	3FG-3FGA	PCT	FT-FTA	PCT	OFF	DEF	TOT								AVG	
Lipscomb	12/02/2020	*	25:35	5-9	.556	0-1	.000	1-1	1.000	2	4	6	6.0	1	0	0	11	11.0		
Xavier	12/06/2020	*	23:21	4-9	.444	2-6	.333	0-0	.000	0	6	6	6.0	3	0	1	10	10.5		
Furman	12/09/2020		19:45	3-4	.750	0-1	.000	1-2	.500	0	4	4	5.3	4	2	3	0	7	9.3	
Totals		2	68:41	12-22	.545	2-8	.250	2-3	.667	2	14	16	5.3	8	2	4	0	1	28	9.3

Player Averages

Games Played	Minutes/game	Points/game	FG Pct	3FG Pct	FT Pct	Rebounds/game	Assists/game	Turnovers/game	Assist/Turnover ratio	Steals/game	Blocks/game
3	22.9	9.3	54.5	25.0	66.7	5.3	0.7	1.3	0.5	0.3	0.0

2018-19 (JUNIOR SEASON - COLGATE)

#25 IVANAUSKAS, Rapolas

Opponent	Date	GS	MIN	FG-FGA	PCT	3FG-3FGA	PCT	FT-FTA	PCT	OFF DEF TOT	AVG	PF	A	T/O	BLK	STL	PTS	AVG		
at NJIT	11/06/2018	*	25:00	6-10	.600	2-3	.667	2-2	1.000	4	9	13	13.0	4	1	4	2	0	16	16.0
at Monmouth	11/09/2018	*	35:36	8-12	.667	2-6	.333	4-4	1.000	5	5	10	11.5	4	2	5	0	1	22	19.0
at Cornell	11/11/2018	*	26:00	4-11	.364	1-1	1.000	0-0	.000	1	10	11	11.3	3	0	2	0	1	9	15.7
Nazareth	11/14/2018	*	27:51	12-18	.667	1-2	.500	5-8	1.000	4	8	12	11.5	2	1	0	1	1	30	19.3
Binghamton	11/19/2018	*	30:28	6-11	.545	0-0	.000	5-8	.625	0	12	12	11.6	3	1	3	0	0	17	18.8
at Syracuse	11/21/2018	*	31:00	2-9	.222	1-5	.200	0-0	.000	0	5	5	10.5	4	3	3	0	1	5	16.5
at Siena	11/24/2018	*	32:00	6-12	.500	0-2	.000	4-4	1.000	3	8	11	10.6	3	1	1	0	0	16	16.4
at South Fla.	11/30/2018	*	35:00	3-11	.273	2-5	.400	6-9	.667	2	5	7	10.1	0	3	4	0	2	14	16.1
at FGCU	12/02/2018	*	32:00	4-10	.400	1-2	.500	6-8	.750	2	8	10	10.1	2	2	0	2	0	15	16.0
at Columbia	12/05/2018	*	32:00	4-11	.364	1-2	.500	0-0	.000	3	6	9	10.0	2	2	1	1	1	9	15.3
at Penn St.	12/08/2018	*	30:00	7-13	.538	0-1	.000	0-0	.000	0	4	4	9.5	5	4	1	0	0	14	15.2
Marist	12/15/2018	*	33:19	4-8	.500	1-3	.333	0-0	.000	3	9	12	9.7	4	2	6	2	0	9	14.7
at Pittsburgh	12/29/2018	*	32:00	2-6	.333	0-1	.000	1-2	.500	1	8	9	9.6	4	2	2	0	0	5	13.9
at Navy	01/03/2019	*	24:00	5-10	.500	0-2	.000	0-1	.000	2	6	8	9.5	4	1	3	0	0	10	13.6
American	01/06/2019	*	30:51	2-8	.250	0-2	.000	2-3	.667	1	4	5	9.2	2	1	0	0	0	6	13.1
at Bucknell	01/09/2019	*	29:19	7-12	.583	1-2	.500	5-6	.833	3	3	6	9.0	5	0	3	2	1	20	13.6
Lehigh	01/12/2019	*	31:52	10-15	.667	1-2	.500	2-3	.667	3	4	7	8.9	1	1	1	0	0	23	14.1
at Army West Point	01/16/2019	*	31:00	6-11	.545	4-6	.667	1-1	1.000	1	4	5	8.7	3	2	4	1	0	17	14.3
at Boston U.	01/19/2019	*	30:00	6-12	.500	0-1	.000	5-6	.833	4	6	10	8.7	2	1	2	0	1	17	14.4
Lafayette	01/23/2019	*	26:38	6-14	.429	1-4	.250	0-0	.000	0	2	2	8.4	3	1	4	0	1	13	14.4
at Loyola Maryland	01/26/2019	*	38:00	6-10	.600	1-2	.500	3-3	1.000	0	12	12	8.6	5	3	4	0	1	16	14.4
Army West Point	01/30/2019	*	24:01	3-6	.500	0-2	.000	0-0	.000	1	4	5	8.4	4	0	2	1	0	6	14.0
Boston U.	02/02/2019	*	35:40	7-13	.538	1-5	.200	9-11	.818	2	6	8	8.4	4	0	3	0	0	24	14.5
at Lehigh	02/04/2019	*	33:00	11-18	.611	3-4	.750	8-9	.889	3	7	10	8.5	1	5	2	1	1	33	15.3
Loyola Maryland	02/09/2019	*	35:44	7-14	.500	2-3	.667	8-9	.889	2	8	10	8.5	3	0	3	1	1	24	15.6
at Holy Cross	02/13/2019	*	23:00	5-8	.625	1-1	1.000	0-3	.000	1	4	5	8.4	3	0	5	1	0	11	15.4
at American	02/16/2019	*	35:00	7-13	.538	2-3	.667	3-4	.750	1	4	5	8.3	1	2	0	2	0	19	15.6
Bucknell	02/19/2019	*	32:09	8-15	.533	2-3	.667	3-6	.500	2	4	6	8.2	2	2	2	3	3	21	15.8
Navy	02/23/2019	*	28:25	8-15	.533	4-7	.571	0-0	.000	0	8	8	8.2	3	4	1	2	0	20	15.9
Holy Cross	02/27/2019	*	33:04	10-13	.769	3-3	1.000	5-6	.833	3	5	8	8.2	1	3	2	0	0	28	16.3
at Lafayette	03/02/2019	*	31:00	5-13	.385	1-4	.250	4-4	1.000	1	4	5	8.1	5	2	1	0	0	15	16.3
Boston U.	03/07/2019	*	32:52	7-11	.636	0-2	.000	4-4	1.000	2	6	8	8.1	3	1	4	1	0	18	16.3
Navy	03/10/2019	*	27:47	8-11	.727	2-3	.667	4-5	.800	1	3	4	7.9	3	1	4	0	0	22	16.5
Bucknell	03/13/2019	*	24:47	5-12	.417	2-5	.400	2-4	.500	3	5	8	7.9	4	1	2	0	1	14	16.4
vs Tennessee	03/22/2019	*	15:46	0-4	.000	0-0	.000	0-0	.000	0	3	3	7.8	1	1	2	0	0	0	15.9
Totals		35	1056:09	207-400	.518	43-99	.434	101-130	.777	64	209	273	7.8	103	56	86	21	19	558	15.9

Player Averages

Games Played	Minutes/game	Points/game	FG Pct	3FG Pct	FT Pct	Rebounds/game	Assists/game	Turnovers/game	Assist/Turnover ratio	Steals/game	Blocks/game
35	30.2	15.9	51.8	43.4	77.7	7.8	1.6	2.5	0.7	0.5	0.6

2019-20 (SENIOR SEASON - COLGATE)

#25 IVANAUSKAS, Rapolas

Opponent	Date	GS	MIN	Total		3-Pointers		Free throws		Rebounds		PF	A	T/O	BLK	STL	PTS	AVG		
				FG-FGA	PCT	3FG-3FGA	PCT	FT-FTA	PCT	OFF	DEF								TOT	AVG
NJIT	11/06/2019	*	29:30	8-18	.444	2-8	.250	6-7	.857	1	7	8	8.0	4	3	3	0	1	24	24.0
at Clemson	11/10/2019	*	37:15	6-13	.462	1-5	.200	1-1	1.000	2	3	5	6.5	5	3	3	1	0	14	19.0
at Syracuse	11/13/2019	*	31:29	2-10	.200	0-3	.000	1-3	.333	4	5	9	7.3	3	6	3	2	0	5	14.3
at Auburn	11/18/2019	*	28:42	6-17	.353	0-4	.000	0-1	.000	1	3	4	6.5	4	3	3	0	0	12	13.8
SUNY Cortland	11/21/2019	*	19:49	8-9	.889	0-1	.000	2-3	.667	1	4	5	6.2	4	3	2	0	0	18	14.6
vs CSUN	11/24/2019	*	34:47	4-11	.364	2-6	.333	6-8	.750	5	8	13	7.3	2	2	2	0	1	16	14.8
at Green Bay	11/26/2019	*	32:39	4-8	.500	0-2	.000	1-1	1.000	0	10	10	7.7	2	6	3	0	0	9	14.0
Siena	11/29/2019	*	33:52	1-6	.167	0-3	.000	2-2	1.000	1	6	7	7.6	3	1	3	2	1	4	12.8
at Binghamton	12/04/2019	*	33:01	5-13	.385	2-4	.500	1-1	1.000	0	8	8	7.7	4	2	2	0	0	13	12.8
at Niagara	12/08/2019	*	35:36	4-14	.286	2-7	.286	1-2	.500	0	9	9	7.8	2	1	4	0	1	11	12.6
Cornell	12/11/2019	*	17:53	2-10	.200	1-4	.250	4-4	1.000	1	2	3	7.4	4	0	2	2	2	9	12.3
at Cincinnati	12/14/2019	*	33:59	10-17	.588	1-5	.200	0-0	.000	1	8	9	7.5	3	0	4	1	0	21	13.0
Columbia	12/22/2019	*	16:52	4-7	.571	1-2	.500	2-3	.667	0	4	4	7.2	4	1	3	0	1	11	12.8
American	01/02/2020	*	29:41	5-12	.417	2-5	.400	2-3	.667	2	10	12	7.6	2	2	3	0	1	14	12.9
at Army West Point	01/06/2020	*	29:50	6-16	.375	1-6	.167	0-0	.000	1	9	10	7.7	1	1	1	0	2	13	12.9
Loyola Maryland	01/08/2020	*	26:57	5-11	.455	2-5	.400	3-3	1.000	0	9	9	7.8	3	2	2	0	0	15	13.1
at Navy	01/11/2020	*	28:00	7-13	.538	2-3	.667	0-0	.000	2	3	5	7.6	3	0	2	0	0	16	13.2
at Lafayette	01/15/2020	*	30:33	6-12	.500	0-2	.000	0-0	.000	1	3	4	7.4	0	3	0	0	1	12	13.2
Boston U.	01/18/2020	*	27:17	5-10	.500	0-2	.000	0-2	.000	0	4	4	7.3	4	2	3	1	0	10	13.0
Bucknell	01/20/2020	*	32:07	3-8	.375	0-1	.000	0-4	.000	2	6	8	7.3	4	2	6	0	0	6	12.7
at American	01/25/2020	*	23:42	6-18	.333	2-7	.286	3-5	.600	4	6	10	7.4	5	0	1	0	1	17	12.9
Lafayette	01/29/2020	*	34:03	9-18	.500	3-5	.600	4-6	.667	3	7	10	7.5	3	4	2	0	2	25	13.4
at Holy Cross	02/01/2020	*	29:19	4-13	.308	0-2	.000	0-1	.000	2	6	8	7.6	2	2	3	1	0	8	13.2
at Lehigh	02/05/2020	*	21:16	3-11	.273	1-2	.500	1-3	.333	4	3	7	7.5	3	2	4	1	2	8	13.0
Navy	02/08/2020	*	30:34	6-13	.462	0-2	.000	0-1	.000	0	6	6	7.5	4	1	3	0	1	12	12.9
at Boston U.	02/10/2020	*	20:00	5-9	.556	0-0	.000	5-6	.833	0	1	1	7.2	3	1	4	2	0	15	13.0
at Loyola Maryland	02/16/2020	*	32:00	6-16	.375	2-5	.400	0-4	.000	5	7	12	7.4	2	2	1	0	1	14	13.0
Lehigh	02/19/2020	*	33:29	7-16	.438	3-8	.375	1-2	.500	2	7	9	7.5	1	3	0	1	1	15	13.1
Holy Cross	02/23/2020	*	27:21	5-7	.714	1-1	1.000	5-6	.833	0	6	6	7.4	3	3	2	1	0	16	13.2
at Bucknell	02/26/2020	*	33:29	3-7	.429	0-2	.000	3-5	.600	1	9	10	7.5	2	0	0	1	1	9	13.1
Army West Point	02/29/2020	*	28:55	4-11	.364	0-2	.000	1-1	1.000	4	7	11	7.6	1	2	1	0	1	9	12.9
Lafayette	03/01/2020	*	35:29	9-13	.692	3-5	.600	5-5	1.000	3	5	7	7.6	3	1	3	1	0	17	13.2
Lehigh	03/08/2020	*	21:58	5-7	.714	2-3	.667	0-0	.000	3	2	5	7.5	4	2	2	0	0	12	13.1
Boston U.	03/11/2020	*	32:20	6-16	.375	0-3	.000	4-5	.800	6	5	11	7.6	2	2	1	0	0	13	13.1
Totals			34 988:41	178-412	.432	31-118	.263	59-97	.608	61	198	259	7.6	96	71	82	18	21	446	13.1



#30 VIKTOR LAKHIN

FORWARD • 6-11 • 228 • FRESHMAN • HS • ANAPA, RUSSIA/CSKA-2

Prior to Cincinnati: Averaged 9.8 points and 7.0 rebounds while shooting 47.2 percent from the field at the 2019 FIBA Under 18 European Championship where he helped guide the Russians to a sixth-place finish ... saw four seasons of play as a member of the CSKA-2 Moscow club team ... averaged 12.0 points, 5.9 rebounds and 1.4 blocks while shooting 47.2 percent from the field in 12 games as a junior playing in the U-21 Youth Championship.

Personal: Born July 30, 2001 in Anapa, Russia ... son of Olga and Alexander Lakhim ... has two brothers, Alexander and Vasilii ... right-handed.

SEASON & CAREER STATISTICS		
2020-21 Season		Career
0	Pts	0
0	FG Atts	0
0	FG Made	0
0	3PT-FG Atts	0
0	3PT-FG Made	0
0	FT Atts	0
0	FT Made	0
0	Rebs	0
0	Assts	0
0	Stls	0
0	Blks	0
0	Mins	0

MISCELLANEOUS STATISTICS		
CATEGORY	2020-21	CAREER
Double-Figure Scoring Games	0	0
Double-Figure Rebounding Games	0	0
Double-Double Games	0	0
20-Point Scoring Games	0	0
Games Led UC in Scoring	0	0
Games Led UC in Rebounding	0	0
Games Led UC in Assists	0	0
Games With 3+ Assists	0	0
Games With 3+ Blocks	0	0
Games With 3+ Steals	0	0
Games With 3+ 3-Pointers	0	0

GAME-BY-GAME STATISTICS

2020-21 (FRESHMAN SEASON)

CAREER STATISTICS



#31 SAM MARTIN

GUARD • 5-10 • 170 • SENIOR • 3L • CINCINNATI, OHIO (SUMMIT COUNTRY DAY)

2019-20 Season (Junior): Played in two games as a walk-on reserve, averaging one minute without recording any statistics.

2018-19 Season (Sophomore): Played in six games as a walk-on reserve, averaging 0.8 points and 0.5 assists in 2.2 minutes ... scored a career-high five points with an assist in five minutes against UAPB (11/27) ... named to the Bearcats Academic Honor Roll and Dean's List during the 2018 fall semester and the Bearcats Academic Honor Roll during the 2019 spring semester ... tabbed to The American's All-Academic Team.

2017-18 Season (Freshman): Played in 10 games as a walk-on reserve, averaging 0.2 points, 0.2 assists and 0.1 rebounds in 1.9 minutes ... collected his first collegiate points with a pair of free throws in two minutes against Richmond (11/21) ... named to the Bearcats Academic Honor Roll and Dean's List during the 2017 fall semester.

Prior to Cincinnati: Averaged 15.4 points, 3.0 rebounds, 2.8 assists and 2.4 steals as a senior at Summit Country Day ... helped guide the Silver Knights to a 26-1 record and regional championship appearance in 2016-17 ... named an Associated Press Division III second team all-state selection as a senior ... chosen Miami Valley Conference Player of the Year and earned league first team accolades as a junior and senior ... helped lead Summit Country Day to a pair of soccer state titles as a junior and senior, combining for a 42-4-1 record ... named all-midwest region, all-state first team and all-southwest Ohio first team selection as a senior ... set records during 2016 for most goals in a state championship game, most goals in a state semifinal game and most goals and most points in the city ... played basketball for his father, Scott, at St. Xavier HS as a freshman and sophomore.

Personal: Born Nov. 16, 1998 in Cincinnati, Ohio ... son of Carrie and Scott Martin ... has two sisters, Rachel and Lily ... his father, Scott, played basketball at Rollins College (1988-91) ... right-handed.

GAME-BY-GAME STATISTICS

2020-21 (SENIOR SEASON)

SEASON & CAREER STATISTICS

2020-21 SEASON

	Pts	5 vs. Arkansas-Pine Bluff, 11/27/18
0	FG Atts	2, 2x (last vs. Ark.-Pine Bluff, 11/27/18)
0	FG Made	2 vs. Arkansas-Pine Bluff, 11/27/18
0	3PT-FG Atts	1, 2x (last vs. UCF, 2/6/18)
0	3PT-FG Made	0
0	FT Atts	2 vs. Richmond, 11/21/17
0	FT Made	2 vs. Richmond, 11/21/17
0	Rebs	1 vs. Temple, 1/24/18
0	Assts	2 vs. Memphis, 12/31/17
0	Stls	0
0	Blks	0
0	Mins	5 vs. Arkansas-Pine Bluff, 11/27/18

GAME-BY-GAME STATISTICS (CONTINUED...)

2019-20 (JUNIOR SEASON)

#31 MARTIN, Sam

Opponent	Date	GS	MIN	FG-FGA	PCT	3FG-3FGA	PCT	FT-FTA	PCT	OFF DEF TOT	AVG	PF	A	T/O	BLK	STL	PTS	AVG
Drake	11/11/2019	00:35	0-0	.000	0-0	.000	0-0	.000	0-0	0 0 0	0.0	0	0	0	0	0	0	0.0
Alabama A&M	11/14/2019	00:45	0-0	.000	0-0	.000	0-0	.000	0-0	0 0 0	0.0	0	0	0	0	0	0	0.0
Totals		0	01:20	0-0	.000	0-0	.000	0-0	.000	0 0 0	0.0	0	0	0	0	0	0	0.0

Player Averages

Games Played	Minutes/game	Points/game	FG Pct	3FG Pct	FT Pct	Rebounds/game	Assists/game	Turnovers/game	Assist/Turnover ratio	Steals/game	Blocks/game
2	0.7	0.0	0.0	0.0	0.0	0.0	0.0	0.0	0.0	0.0	0.0

2018-19 (SOPHOMORE SEASON)

#31 MARTIN, Sam

Opponent	Date	GS	MIN	FG-FGA	PCT	3FG-3FGA	PCT	FT-FTA	PCT	OFF DEF TOT	AVG	PF	A	T/O	BLK	STL	PTS	AVG
vs Ole Miss	11/24/2018	00:00	0-0	.000	0-0	.000	0-0	.000	0-0	0 0 0	0.0	0	0	0	0	0	0	0.0
Ark.-Pine Bluff	11/27/2018	04:37	2-2	1.000	0-0	.000	1-1	1.000	0-0	0 0 0	0.0	0	1	0	0	0	5	2.5
Northern Ky.	12/04/2018	01:03	0-0	.000	0-0	.000	0-0	.000	0-0	0 0 0	0.0	0	0	0	0	0	0	0.0
Xavier	12/08/2018	00:47	0-0	.000	0-0	.000	0-0	.000	0-0	0 0 0	0.0	0	0	0	0	0	0	0.0
UCLA	12/19/2018	02:41	0-0	.000	0-0	.000	0-0	.000	0-0	0 0 0	0.0	2	1	0	0	0	0	1.0
Tulane	01/02/2019	01:40	0-0	.000	0-0	.000	0-0	.000	0-0	0 0 0	0.0	1	0	0	0	0	0	0.8
Tulsa	01/24/2019	00:46	0-0	.000	0-0	.000	0-0	.000	0-0	0 0 0	0.0	0	0	0	0	0	0	0.7
Totals		0	11:34	2-2	1.000	0-0	.000	1-1	1.000	0 0 0	0.0	2	3	0	0	0	5	0.7

Player Averages

Games Played	Minutes/game	Points/game	FG Pct	3FG Pct	FT Pct	Rebounds/game	Assists/game	Turnovers/game	Assist/Turnover ratio	Steals/game	Blocks/game
7	1.7	0.7	100.0	0.0	100.0	0.0	0.4	0.0	3.0	0.0	0.0

2017-18 (FRESHMAN SEASON)

#31 MARTIN, Sam

Opponent	Date	GS	MIN	FG-FGA	PCT	3FG-3FGA	PCT	FT-FTA	PCT	OFF DEF TOT	AVG	PF	A	T/O	BLK	STL	PTS	AVG
Savannah St.	11/10/2017	01:00	0-0	.000	0-0	.000	0-0	.000	0-0	0 0 0	0.0	0	0	0	0	0	0	0.0
Western Caro.	11/13/2017	01:00	0-0	.000	0-0	.000	0-0	.000	0-0	0 0 0	0.0	0	0	0	0	0	0	0.0
Coppin St.	11/16/2017	01:00	0-0	.000	0-0	.000	0-0	.000	0-0	0 0 0	0.0	0	0	0	0	0	0	0.0
vs Richmond	11/21/2017	02:00	0-0	.000	0-0	.000	2-2	1.000	0-0	0 0 0	0.0	2	0	0	0	0	2	0.5
vs Wyoming	11/22/2017	01:00	0-0	.000	0-0	.000	0-0	.000	0-0	0 0 0	0.0	1	0	0	0	0	0	0.4
Alabama St.	11/27/2017	01:00	0-0	.000	0-0	.000	0-0	.000	0-0	0 0 0	0.0	0	0	0	0	0	0	0.3
Ark.-Pine Bluff	12/19/2017	02:00	0-1	.000	0-1	.000	0-0	.000	0-0	0 0 0	0.0	1	0	0	0	0	0	0.3
Memphis	12/31/2017	02:00	0-0	.000	0-0	.000	0-0	.000	0-0	0 0 0	0.0	1	2	0	0	0	0	0.3
Temple	01/24/2018	04:00	0-2	.000	0-0	.000	0-0	.000	0-0	1 1 0	0.1	1	0	0	0	0	0	0.2
UCF	02/06/2018	04:00	0-1	.000	0-1	.000	0-0	.000	0-0	0 0 1	0.0	0	0	0	0	0	0	0.2
Totals		0	19:00	0-5	.000	0-2	.000	2-2	1.000	0 1 1	0.1	5	2	0	0	0	2	0.2

Player Averages

Games Played	Minutes/game	Points/game	FG Pct	3FG Pct	FT Pct	Rebounds/game	Assists/game	Turnovers/game	Assist/Turnover ratio	Steals/game	Blocks/game
10	1.9	0.2	0.0	0.0	100.0	0.1	0.2	0.2	1.0	0.0	0.0

CAREER STATISTICS

MARTIN, Sam

				Field Goals		3-Point		F-Throws		Rebounds									Scoring	
SEASON	TEAM	GP-GS	MIN/AVG	FG-FGA	FG%	3FG-FGA	3FG%	FT-FTA	FT%	OFF	DEF	TOT	AVG	PF-FO	AST	TO	BLK	STL	PTS	AVG
2017-18	UC	10-0	19/1.9	0-5	.000	0-2	.000	2-2	1.000	0	1	1	0.1	5-0	2	2	0	0	2	0.2
2018-19	UC	7-0	12/1.7	2-2	1.000	0-0	.000	1-1	1.000	0	0	0	0.0	2-0	3	0	0	0	5	0.7
2019-20	UC	2-0	1/0.7	0-0	.000	0-0	.000	0-0	.000	0	0	0	0.0	0-0	0	0	0	0	0	0.0
TOTAL		19-0	32/1.7	2-7	.286	0-2	.000	3-3	1.000	0	1	1	0.1	7-0	5	2	0	0	7	0.4



#33 CHRIS VOGT

CENTER • 7-1 • 260 • SENIOR • 1L • MAYFIELD, KY. (GRAVES COUNTY HS/NORTHERN KENTUCKY)

CONFERENCE AWARDS

- » AAC Preseason Second Team (2020-21)
- » AAC Weekly Honor Roll (12/2/19)

MOMENTS

- » Recorded a career-high 21 points against Valparaiso (11/25/19) and Tulane (1/4/20).
- » Posted a double-double with 20 points and 14 rebounds vs. Green Bay (1/24/19).
- » Tallied 16 points on 7-of-10 shooting with seven rebounds against Detroit Mercy (3/6/19).

2020-21 Season (Senior): Tallied eight points, five rebounds and a career-high four assists in 19 minutes vs. Furman (12/9) ... scored eight of his 12 points in the final 7:50 against Lipscomb (12/2), finishing with a game-high seven rebounds and three blocks.

2019-20 Season (Junior): Started 29 of 30 games, averaging 11.0 points, 5.9 rebounds and 1.6 blocks while shooting 64.8 percent (136 of 210) from the field in 28.5 minutes ... ranked among AAC leaders in field goal percentage (first at .648), blocks (fifth at 1.6), offensive rebounds (seventh at 2.6), rebounds (16th at 5.9) and points (tied for 25th at 11.0) for the season ... named to the AAC Weekly Honor Roll after scoring 21 points on 9-of-11 shooting with seven rebounds against Valparaiso (11/25) ... matched his career high, scoring 21 points on 9-of-11 shooting at Tulane (1/4) ... registered three double-doubles with 12 points and 11 rebounds against Tulsa (1/8), 13 points and a season-high 13 rebounds against Illinois State (11/22) and 18 points and 10 rebounds against Alabama A&M (11/14) ... averaged 4.53 field goals, just below the 5.0 average required to be listed in national and school records ... if he averaged 5.0 field goals, Vogt's .648 field goal percentage would have ranked fourth in the nation for the 2019-20 season and first in school history for a single season ... shot 50 percent or better from the field in 24 of 30 games ... scored in double figures in 20 games ... posted at least one block in 25 of 30 games.

Prior to Cincinnati: Saw action in all 35 games, averaging 4.5 points, 3.7 rebounds and 1.2 blocks while shooting 57.7 percent from the floor in 12.8 minutes as a reserve during his sophomore season at Northern Kentucky in 2018-19 ... tallied a career-high 20 points and 14 rebounds against Green Bay (1/24/19) ... posted 16 points on 8-of-12 shooting at Milwaukee (2/28/19) ... tallied 16 points on 7-of-10 shooting with eight rebounds against Detroit Mercy (3/6/19) ... played in 13 games as a reserve, averaging 1.1 points and 0.7 rebounds in 3.2 minutes as a freshman in 2017-18 ... averaged 16.5 points, 9.2 rebounds and 5.1 blocks as a senior at Graves County High School, helping the Eagles to a 27-8 mark, a ninth region championship and appearance at the 2017 KHSAA Sweet Sixteen tournament ... a dominating shot blocker in high school, his 488 career blocks rank second most in state history ... his 190 blocks as a junior rank as the third most in a season in state history ... tied the state high mark for blocks in a game with 17 while registering a triple-double with 16 rebounds and 12 points against Webster County on Jan. 16, 2016 ... also rejected 16 shots against Caldwell County later that same season ... finished with 1,441 career points, fourth most in school history, while helping the Eagles to a 96-35 career record.

Personal: Born Feb. 8, 1999 in Mayfield, Kentucky ... son of Allyson and Jim Vogt ... has two brothers, Ryan and Eric ... right-handed.

SEASON & CAREER STATISTICS

2020-21 Season		Career
12 vs. Lipscomb, 12/2/20	Pts	21, 2x (last at Tulane, 1/4/20)
7 vs. Lipscomb, 12/2/20	FG Atts	13 vs. Green Bay, 1/24/19#
6 vs. Lipscomb, 12/2/20	FG Made	9, 3x (last at Tulane, 1/4/20)
0	3PT-FG Atts	0
0	3PT-FG Made	0
3 vs. Lipscomb, 12/2/20	FT Atts	9, 2x (last at Temple, 1/22/20)
0	FT Made	8 at Temple, 1/22/20
7 vs. Lipscomb, 12/2/20	Rebs	14 vs. Green Bay, 1/24/19#
4 vs. Furman, 12/10/20	Assts	4 vs. Furman, 12/10/20
0	Stls	3 at Wichita State, 2/6/20
3 vs. Lipscomb, 12/2/20	Blks	5 vs. Houston, 2/1/20
32, 2x (last vs. Xavier, 12/6/20)	Mins	41 at UConn, 2/9/20
#- Statistics from playing career at Northern Kentucky		

MISCELLANEOUS STATISTICS

CATEGORY	2017-18	2018-19	2019-20	2020-21	CAREER
Double-Figure Scoring Games	0	3	20	1	24
Double-Figure Rebounding Games	0	2	3	0	5
Double-Double Games	0	1	3	0	4
20-Point Scoring Games	0	1	2	0	3
Games Led Team in Scoring	0	1	5	0	6
Games Led Team in Rebounding	0	5	5	1	11
Games Led UC in Assists	0	0	0	0	0
Games With 3+ Assists	0	1	0	1	2
Games With 3+ Blocks	0	7	6	1	14
Games With 3+ Steals	0	0	1	0	1
Games With 3+ 3-Pointers	0	0	0	0	0

CAREER STATISTICS

VOGT, Chris

				Field Goals		3-Point		F-Throws		Rebounds				Scoring						
SEASON	TEAM	GP-GS	MIN/AVG	FG-FGA	FG%	3FG-FGA	3FG%	FT-FTA	FT%	OFF	DEF	TOT	AVG	PF-FO	AST	TO	BLK	STL	PTS	AVG
2017-18	NKU	14-0	43/3.1	6-10	.600	0-0	.000	2-6	.333	0	9	9	0.6	8-0	4	2	4	2	14	1.0
2018-19	NKU	35-2	449/12.8	64-111	.577	0-0	.000	30-78	.385	47	82	129	3.7	87-0	20	36	42	10	158	4.5
2019-20	UC	30-29	857/28.6	136-210	.648	0-0	.000	58-101	.574	78	99	177	5.9	93-3	25	51	47	10	330	11.0
2020-21	UC	3-3	83/27.5	14-16	.875	0-0	.000	0-4	.000	6	7	13	4.3	13-2	7	3	4	0	28	9.3
TOTAL FOR UC		33-32	939/28.5	150-226	.664	0-0	.000	58-105	.552	84	106	190	5.8	106-5	32	54	51	10	358	10.8
TOTAL		82-34	1432/17.5	220-347	.634	0-0	.000	90-189	.476	131	197	328	4.0	201-5	56	92	97	22	530	6.5



#33 CHRIS VOGT

CENTER • 7-1 • 260 • SENIOR • 1L • MAYFIELD, KY. (GRAVES COUNTY HS/NORTHERN KENTUCKY)

GAME-BY-GAME STATISTICS

2020-21 (SENIOR SEASON - CINCINNATI)

#33 VOGT, Chris

Opponent	Date	GS	Total			3-Pointers		Free throws		Rebounds			PF	A	T/O	BLK	STL	PTS	AVG		
			FG-FGA	PCT		3FG-3FGA	PCT	FT-FTA	PCT	OFF	DEF	TOT								AVG	
Lipscomb	12/02/2020	*	31:36	6-7	.857	0-0	.000	0-3	.000	5	2	7	7.0	3	1	2	3	0	12	12.0	
Xavier	12/06/2020	*	31:39	4-5	.800	0-0	.000	0-0	.000	0	1	1	4.0	5	2	0	0	0	8	10.0	
Furman	12/09/2020	*	19:18	4-4	1.000	0-0	.000	0-1	.000	1	4	5	4.3	5	4	1	1	0	8	9.3	
Totals			3	82:33	14-16	.875	0-0	.000	0-4	.000	6	7	13	4.3	13	7	3	4	0	28	9.3

Player Averages

Games Played	Minutes/ game	Points/ game	FG Pct	3FG Pct	FT Pct	Rebounds/ game	Assists/ game	Turnovers/ game	Assist/Turnover ratio	Steals/ game	Blocks/ game
3	27.5	9.3	87.5	0.0	0.0	4.3	2.3	1.0	2.3	0.0	1.3

2018-19 (SOPHOMORE SEASON - NORTHERN KENTUCKY)

#33 VOGT, Chris

Opponent	Date	GS	MIN	Total		3-Pointers		Free throws		Rebounds		PF	A	T/O	BLK	STL	PTS	AVG			
				FG-FGA	PCT	3FG-3FGA	PCT	FT-FTA	PCT	OFF	DEF								TOT	AVG	
Wilmington (OH)	11/06/2018		15:19	2-3	.667	0-0	.000	2-4	.500	3	2	5	5.0	3	2	0	3	0	6	6.0	
at Northern Ill.	11/09/2018		13:52	2-2	1.000	0-0	.000	1-2	.500	2	2	4	4.5	4	0	1	1	1	5	5.5	
Wabash	11/11/2018		17:10	1-2	.500	0-0	.000	0-0	.000	0	2	2	3.7	3	1	2	0	0	2	4.3	
UNC Asheville	11/16/2018		13:33	2-2	1.000	0-0	.000	4-7	.571	1	0	1	3.0	2	1	1	2	1	8	5.3	
Manhattan	11/17/2018		17:22	2-4	.500	0-0	.000	3-9	.333	5	3	8	4.0	1	0	1	4	1	7	5.6	
Coastal Carolina	11/18/2018		08:38	1-2	.500	0-0	.000	1-2	.500	2	1	3	3.8	4	0	0	1	0	3	5.2	
at UCF	11/24/2018		08:19	1-1	1.000	0-0	.000	0-2	.000	0	2	2	3.6	5	0	0	1	0	2	4.7	
at Morehead St.	11/27/2018		17:00	2-3	.667	0-0	.000	0-0	.000	0	3	3	3.5	3	1	1	1	1	4	4.6	
UMBC	11/30/2018		09:36	0-1	.000	0-0	.000	1-2	.500	0	2	2	3.3	5	0	1	0	0	1	4.2	
at Cincinnati	12/04/2018		21:37	2-4	.500	0-0	.000	1-6	.167	1	1	2	3.2	5	1	1	0	0	5	4.3	
at Eastern Ky.	12/08/2018		14:00	3-3	1.000	0-0	.000	0-1	.000	5	7	12	4.0	2	0	1	1	0	6	4.5	
Miami (OH)	12/16/2018		10:34	1-3	.333	0-0	.000	1-2	.500	0	3	3	3.9	3	0	1	0	0	3	4.3	
Northern Ill.	12/20/2018		08:55	1-1	1.000	0-0	.000	0-3	.000	0	3	3	3.8	2	0	0	1	0	2	4.2	
IUPUI	12/28/2018		10:12	1-3	.333	0-0	.000	0-0	.000	0	2	2	3.7	2	0	2	2	0	2	4.0	
UNC	12/30/2018		08:03	1-1	1.000	0-0	.000	0-2	.000	2	1	3	3.7	2	1	0	0	0	2	3.9	
at Oakland	01/03/2019		09:00	1-2	.500	0-0	.000	0-0	.000	0	0	0	3.4	4	0	0	2	0	2	3.8	
at Detroit Mercy	01/05/2019		11:30	1-3	.333	0-0	.000	0-0	.000	0	3	3	3.4	2	1	0	0	0	2	3.6	
Wright St.	01/11/2019		07:36	0-1	.000	0-0	.000	0-0	.000	0	4	4	3.4	4	0	2	0	0	0	3.4	
at Cleveland St.	01/17/2019		06:00	1-3	.333	0-0	.000	0-0	.000	1	0	1	3.3	2	0	1	0	0	2	3.4	
at Youngstown St.	01/19/2019		10:00	2-3	.667	0-0	.000	0-1	.000	1	2	3	3.3	0	0	1	0	1	4	3.4	
Green Bay	01/24/2019		25:45	9-13	.692	0-0	.000	2-5	.400	7	7	14	3.8	1	3	3	1	20	4.2		
Milwaukee	01/26/2019		15:16	0-3	.000	0-0	.000	2-7	.286	2	1	3	3.8	0	1	1	3	0	2	4.1	
at IUPUI	02/01/2019		16:38	2-4	.500	0-0	.000	2-3	.667	0	2	2	3.7	3	1	1	3	0	6	4.2	
at UIC	02/03/2019		12:47	0-1	.000	0-0	.000	1-4	.250	0	2	2	3.6	2	0	1	2	0	1	4.0	
Detroit Mercy	02/07/2019		13:57	2-3	.667	0-0	.000	4-5	.800	4	5	9	3.8	2	1	0	0	0	8	4.2	
Oakland	02/09/2019		07:17	0-1	.000	0-0	.000	0-0	.000	1	2	3	3.8	2	0	0	0	0	1	4.0	
at Wright St.	02/15/2019		05:00	0-3	.000	0-0	.000	0-0	.000	0	2	2	3.7	1	0	2	0	0	0	3.9	
Youngstown St.	02/21/2019		10:47	3-3	1.000	0-0	.000	0-2	.000	1	1	2	3.7	0	0	0	2	0	6	4.0	
Cleveland St.	02/23/2019		10:34	2-3	.667	0-0	.000	0-0	.000	1	1	2	3.6	3	1	1	1	0	4	4.0	
at Milwaukee	02/28/2019	*	28:00	8-12	.667	0-0	.000	0-2	.000	2	4	3.6	2	1	1	0	1	16	4.4		
at Green Bay	03/02/2019	*	21:00	0-1	.000	0-0	.000	3-4	.750	0	5	5	3.7	4	0	2	4	1	3	4.3	
Detroit Mercy	03/06/2019		19:35	7-10	.700	0-0	.000	2-3	.667	3	5	8	3.8	2	2	1	1	1	16	4.7	
vs Oakland	03/11/2019		15:00	4-6	.667	0-0	.000	0-0	.000	0	3	4	7	3.9	4	1	4	3	0	8	4.8
vs Wright St.	03/12/2019		05:00	0-0	.000	0-0	.000	0-0	.000	0	0	0	3.8	4	1	1	0	0	0	4.6	
vs Texas Tech	03/22/2019		04:36	0-1	.000	0-0	.000	0-0	.000	0	0	0	3.7	2	0	2	1	0	0	4.5	
Totals			2	449:29	64-111	.577	0-0	.000	30-78	.385	47	82	129	3.7	87	20	36	42	10	158	4.5

Player Averages

Games Played	Minutes/ game	Points/ game	FG Pct	3FG Pct	FT Pct	Rebounds/ game	Assists/ game	Turnovers/ game	Assist/Turnover ratio	Steals/ game	Blocks/ game
35	12.8	4.5	57.7	0.0	38.5	3.7	0.6	1.0	0.6	0.3	1.2

2019-20 (JUNIOR SEASON - CINCINNATI)

#33 VOGT, Chris

Opponent	Date	GS	MIN	Total		3-Pointers		Free throws		Rebounds		PF	A	T/O	BLK	STL	PTS	AVG			
				FG-FGA	PCT	3FG-3FGA	PCT	FT-FTA	PCT	OFF	DEF								TOT	AVG	
at Ohio St.	11/06/2019	*	13:28	2-5	.400	0-0	.000	0-2	.000	1	3	4	4.0	5	0	1	1	0	4	4.0	
Drake	11/11/2019	*	19:18	6-8	.750	0-0	.000	0-0	.000	1	2	3	3.5	3	1	3	2	0	12	8.0	
Alabama A&M	11/14/2019	*	24:39	7-9	.778	0-0	.000	4-6	.667	5	5	10	5.7	2	2	1	0	0	18	11.3	
vs Illinois St.	11/22/2019	*	33:00	4-4	1.000	0-0	.000	5-6	.833	7	6	13	7.5	0	1	0	1	0	13	11.8	
vs Bowling Green	11/24/2019	*	33:00	3-5	.600	0-0	.000	4-8	.500	0	7	7	7.4	4	1	1	1	1	10	11.4	
vs Valparaiso	11/25/2019	*	33:00	9-11	.818	0-0	.000	3-5	.600	1	6	7	7.3	3	1	4	1	0	21	13.0	
UNLV	11/30/2019	*	38:16	6-10	.600	0-0	.000	2-2	1.000	1	4	5	7.0	2	0	1	3	0	14	13.1	
Vermont	12/03/2019	*	35:22	5-10	.500	0-0	.000	1-2	.500	3	3	6	6.9	2	2	1	3	0	11	12.9	
at Xavier	12/07/2019	*	28:22	5-8	.625	0-0	.000	0-1	.000	4	4	8	7.0	4	0	0	2	0	10	12.6	
Colgate	12/14/2019	*	25:46	7-8	.875	0-0	.000	2-4	.500	5	2	7	7.0	2	0	3	0	0	16	12.9	
Tennessee	12/18/2019	*	20:47	5-8	.625	0-0	.000	1-1	1.000	1	3	4	6.7	4	2	1	1	0	11	12.7	
vs Iowa	12/21/2019	*	28:13	3-6	.500	0-0	.000	5-6	.833	4	4	8	6.8	3	1	0	1	1	11	12.6	
UConn	01/04/2020	*	28:01	8-10	.800	0-0	.000	3-5	.600	1	4	5	6.7	4	0	3	2	0	19	13.1	
at Tulane	01/04/2020	*	30:16	9-11	.818	0-0	.000	3-4	.750	1	3	4	6.5	4	0	1	2	1	21	13.6	
Tulsa	01/08/2020	*	28:32	6-6	1.000	0-0	.000	0-0	.000	6	5	11	6.8	2	1	4	2	0	12	13.5	
at UCF	01/11/2020	*	25:16	6-10	.600	0-0	.000	1-2	.500	2	1	3	6.6	4	0	4	1	0	13	13.5	
at Memphis	01/16/2020	*	34:09	4-9	.444	0-0	.000	1-2	.500	5	2	7	6.6	1	1	2	1	0	9	13.2	
East Carolina	01/19/2020	*	23:46	3-7	.429	0-0	.000	1-4	.250	3	1	4	6.4	4	2	2	0	2	7	12.9	
at Temple	01/22/2020	*	33:24	5-5	1.000	0-0	.000	8-9	.889	1	4	5	6.4	4	1	2	1	0	18	13.2	
SMU	01/28/2020	*	30:16	4-10	.400	0-0	.000	1-1	1.000	4	4	8	6.5	1	0	2	1	0	9	13.0	
Houston	02/01/2020	*	25:41	4-4	1.000	0-0	.000	2-2	1.000	1	1	2	6.2	5	0	3	5	0	10	12.8	
at Wichita St.	02/06/2020	*	25:46	5-7	.714	0-0	.000	2-3	.667	3	2	5	6.2	3	0	3	3	3	12	12.8	
at UConn	02/09/2020	*	40:35	5-8	.625	0-0	.000	0-2	.000	2	2	4	6.1	4	1	0	3	1	10	12.7	
Memphis	02/13/2020	*	28:17	1-2	.500	0-0	.000	3-8	.375	3	3	6	6.1	4	1	0	1	0	5	12.3	
at East Carolina	02/16/2020	*	26:26	6-10	.600	0-0	.000	1-5	.200	2	5	7	6.1	4	1	1	0	1	13	12.4	
UCF	02/20/2020	*	39:39	2-3	.667	0-0	.000	3-5	.600	5	2	6	6.1	5	1	2	4	0	7	12.2	
at Oklahoma	02/23/2020	*	34:54	5-8	.625	0-0	.000	4-9	.444	3	3	6	6.0	4	2	0	0	2	12	12.0	
at Houston	03/01/2020	*	30:50	1-3	.333	0-0	.000	0-2	.000	3	4	7	6.1	2	0	0	1	2	2	11.4	
at South Fla. Temple	03/03/2020	*	23:20	3-4	.750	0-0	.000	1-2	.500	3	2	3	6.0	3	2	3	0	0	6	11.2	
Temple	03/07/2020	*	14:37	1-2	.500	0-0	.000	2-4	.500	1	1	4	5.9	2	0	1	2	0	4	11.0	
Totals			29	856.54	136-210	.648	0-0	.000	58-101	.574	78	99	177	5.9	93	25	51	47	10	330	11.4



#43 ROB BANKS

FORWARD • 6-5 • 210 • SOPHOMORE • 1L • BRACKNELL, ENGLAND (GOULD ACADEMY)

2019-20 Season (Freshman): Played in three games as a walk-on reserve, averaging one minute without recording any statistics.

Prior to Cincinnati: Averaged 13.5 points, 6.0 rebounds during the 2018-19 season at Gould Academy, a prep school in Bethel, Maine ... played three seasons of club basketball for the Thames Valley Cavaliers in London, England, averaging 19.5 points, 3.9 rebound and 2.9 assists in the final season (2017-18) ... Played Great Britain U16 and U17 and was selected to play on the U18 squad but was held out due to injury.

Personal: Born Jan. 5, 2000 in Sydney, Australia ... son of Moirah Van Niekerk and Robert Banks ... has two sisters, Aaliyah and Chloe, and two brothers, Ruben and Ryan ... has two uncles that previous played Rugby for the Zimbabwe national team in the 1990s ... right-handed.

SEASON & CAREER STATISTICS			
2019-20 SEASON		CAREER	
0	Pts	0	
0	FG Atts	0	
0	FG Made	0	
0	3PT-FG Atts	0	
0	3PT-FG Made	0	
0	FT Atts	0	
0	FT Made	0	
0	Rebs	0	
0	Assts	0	
0	Stls	0	
0	Blks	0	
1, 3x (last vs. SMU, 1/28/20)	Mins	1, 3x (last vs. SMU, 1/28/20)	

MISCELLANEOUS STATISTICS			
CATEGORY	2019-20	2020-21	CAREER
Double-Figure Scoring Games	0	0	0
Double-Figure Rebounding Games	0	0	0
Double-Double Games	0	0	0
20-Point Scoring Games	0	0	0
Games Led Team in Scoring	0	0	0
Games Led Team in Rebounding	0	0	0
Games Led Team in Assists	0	0	0
Games With 3+ Assists	0	0	0
Games With 3+ Blocks	0	0	0
Games With 3+ Steals	0	0	0
Games With 3+ Three-Pointers	0	0	0

GAME-BY-GAME STATISTICS

2020-21 (SOPHOMORE SEASON)

2019-20 (FRESHMAN SEASON)


#45 BANKS, Rob															
Opponent	Date	GS	MIN	Total FG-FGA	PCT	3-Pointers 3FG-3FGA	PCT	Free throws FT-FTA	PCT	Rebounds OFF DEF TOT	AVG	PF	A T/O	BLK	STL
Drake	11/11/2019		00:35	0-0	.000	0-0	.000	0-0	.000	0	0	0	0	0	0
Alabama A&M	11/14/2019		00:45	0-0	.000	0-0	.000	0-0	.000	0	0	0	0	0	0
SMU	01/28/2020		01:27	0-0	.000	0-0	.000	0-0	.000	0	0	0	0	0	0
Totals			0 02:47	0-0	.000	0-0	.000	0-0	.000	0	0	0	0	0	0

Player Averages											
Games Played	Minutes/game	Points/game	FG Pct	3FG Pct	FT Pct	Rebounds/game	Assists/game	Turnovers/game	Assist/Turnover ratio	Steals/game	Blocks/game
3	0.9	0.0	0.0	0.0	0.0	0.0	0.0	0.0	0.0	0.0	0.0

CAREER STATISTICS

BANKS, Rob

				Field Goals		3-Point		F-Throws		Rebounds				Scoring			
SEASON	TEAM	GP-GS	MIN/AVG	FG-FGA	FG%	3FG-FGA	3FG%	FT-FTA	FT%	OFF	DEF	TOT	AVG	PF-FO	AST	TO	BLK
2019-20	UC	3-0	3/0.9	0-0	.000	0-0	.000	0-0	.000	0	0	0	0.0	1-0	0	0	0
TOTAL		3-0	3/0.9	0-0	.000	0-0	.000	0-0	.000	0	0	0	0.0	1-0	0	0	0



#44 ADAM COOK

FORWARD • 6-6 • 180 • SENIOR • 1L • MARYSVILLE, OHIO (MARYSVILLE HS)

2019-20 (Junior): Did not see action.

Prior to Cincinnati: Earned varsity letters in basketball and track as a junior and senior at Marysville High School ... helped the Monarchs boys basketball team to a 15-7 mark as a senior during the 2015-16 season ... advanced to Ohio regionals in track as a member 4x800m relay team ... owns the triple jump record at Marysville High School.

Personal: Born May 22, 1997 in Bellefaine, Ohio ... son of Carrie and Ty Cook ... has one sister, Haley, and one brother, Ryan mother played basketball at the University of Findlay ... father ran track at the University of Findlay ... uncle, Eric Hanna, played basketball at Ohio State ... right-handed.

SEASON & CAREER STATISTICS

2020-21 Season

Career

0	Pts	0
0	FG Atts	0
0	FG Made	0
0	3PT-FG Atts	0
0	3PT-FG Made	0
0	FT Atts	0
0	FT Made	0
0	Rebs	0
0	Assts	0
0	Stls	0
0	Blks	0
0	Mins	0

MISCELLANEOUS STATISTICS

CATEGORY	2019-20	2020-21	CAREER
Double-Figure Scoring Games	0	0	0
Double-Figure Rebounding Games	0	0	0
Double-Double Games	0	0	0
20-Point Scoring Games	0	0	0
Games Led UC in Scoring	0	0	0
Games Led UC in Rebounding	0	0	0
Games Led UC in Assists	0	0	0
Games With 3+ Assists	0	0	0
Games With 3+ Blocks	0	0	0
Games With 3+ Steals	0	0	0
Games With 3+ 3-Pointers	0	0	0

GAME-BY-GAME STATISTICS

2020-21 (SENIOR SEASON)

CAREER STATISTICS



#45 MASON MADSEN

GUARD • 6-4 • 190 • FRESHMAN • HS • ROCHESTER, MINN./MAYO SENIOR HS

Prior to Cincinnati: Averaged 19.7 points, 5.5 rebounds and 5.0 assists while making 80 3-pointers and shooting 41.0 percent from beyond the arc and 92.3 percent from the free-throw line as a senior in 2019-20 ... averaged 22.3 points, 5.7 rebounds and 4.9 assists while making 100 3-pointers as a junior ... scored 2,031 career points ... tabbed a three-star prospects according to 247Sports.com.

Personal: Born May, 1, 2001 in Eau Claire, Wisconsin ... son of Jennifer and Luke Madsen ... Coached all four seasons of high school basketball by his father, including one year at Bloomer HS and three years at Mayo Senior HS ... signed to play for the Bearcats along with his twin brother, Gabe ... has one sister, Hattie ... right-handed.

SEASON & CAREER STATISTICS

2020-21 Season		Career
0	Pts	0
0	FG Atts	0
0	FG Made	0
0	3PT-FG Atts	0
0	3PT-FG Made	0
0	FT Atts	0
0	FT Made	0
0	Rebs	0
0	Assts	0
0	Stls	0
0	Blks	0
0	Mins	0

MISCELLANEOUS STATISTICS

CATEGORY	2020-21	CAREER
Double-Figure Scoring Games	0	0
Double-Figure Rebounding Games	0	0
Double-Double Games	0	0
20-Point Scoring Games	0	0
Games Led UC in Scoring	0	0
Games Led UC in Rebounding	0	0
Games Led UC in Assists	0	0
Games With 3+ Assists	0	0
Games With 3+ Blocks	0	0
Games With 3+ Steals	0	0
Games With 3+ 3-Pointers	0	0

GAME-BY-GAME STATISTICS

2020-21 (FRESHMAN SEASON)

CAREER STATISTICS



#55 GABE MADSEN

GUARD • 6-5 • 195 • FRESHMAN • HS • ROCHESTER, MINN./MAYO SENIOR HS

Prior to Cincinnati: Averaged 26.1 points, 8.4 rebounds and 5.0 assists while shooting 41.7 percent from 3-point range and 89.8 percent from the free-throw line as a senior in 2019-20 ... made 108 3-pointers ... helped lead Mayo to a 22-6 mark and the school's first appearance in the Section One, Class 4A championship game since 2008 when the 2019-20 season was halted due to the COVID-19 pandemic ... averaged 23.9 points, 10.2 rebounds and 5.0 assists while making 82 3-pointers as a junior ... named a two-time Post Bulletin All-Area Team selection ... scored 2,349 career points ... tabbed a three-star prospects according to 247Sports.com.

Personal: Born May, 1, 2001 in Eau Claire, Wisconsin ... son of Jennifer and Luke Madsen ... Coached all four seasons of high school basketball by his father, including one year at Bloomer HS and three years at Mayo Senior HS ... signed to play for the Bearcats along with his twin brother, Mason ... has one sister, Hattie ... plays the guitar as a hobby ... right-handed.

SEASON & CAREER STATISTICS

2020-21 Season				Career	
0		Pts		0	
2 vs. Lipscomb, 12/2/20		FG Atts	2 vs. Lipscomb, 12/2/20		
0		FG Made		0	
2 vs. Lipscomb, 12/2/20		3PT-FG Atts	2 vs. Lipscomb, 12/2/20		
0		3PT-FG Made		0	
0		FT Atts		0	
0		FT Made		0	
1 vs. Lipscomb, 12/2/20		Rebs	1 vs. Lipscomb, 12/2/20		
0		Assts		0	
1 vs. Lipscomb, 12/2/20		Stls	1 vs. Lipscomb, 12/2/20		
0		Blks		0	
5 vs. Lipscomb, 12/2/20		Mins	1 vs. Lipscomb, 12/2/20		

MISCELLANEOUS STATISTICS

CATEGORY	2020-21	CAREER
Double-Figure Scoring Games	0	0
Double-Figure Rebounding Games	0	0
Double-Double Games	0	0
20-Point Scoring Games	0	0
Games Led UC in Scoring	0	0
Games Led UC in Rebounding	0	0
Games Led UC in Assists	0	0
Games With 3+ Assists	0	0
Games With 3+ Blocks	0	0
Games With 3+ Steals	0	0
Games With 3+ 3-Pointers	0	0

GAME-BY-GAME STATISTICS

2020-21 (FRESHMAN SEASON)

#55 MADSEN, Gabe

Opponent	Date	GS	MIN	Total		3-Pointers		Free throws		Rebounds		PF	A	T/O	BLK	STL	PTS	AVG
				FG-FGA	PCT	3FG-3FGA	PCT	FT-FTA	PCT	OFF	DEF							
Lipscomb	12/02/2020		05:19	0-2	.000	0-2	.000	0-0	.000	0	1	1	1.0	1	0	0	1	0.0
Totals		0	05:19	0-2	.000	0-2	.000	0-0	.000	0	1	1	1.0	1	0	0	1	0.0

Player Averages

Games Played	Minutes/game	Points/game	FG Pct	3FG Pct	FT Pct	Rebounds/game	Assists/game	Turnovers/game	Assist/Turnover ratio	Steals/game	Blocks/game
1	5.3	0.0	0.0	0.0	0.0	1.0	0.0	0.0	0.0	1.0	0.0

CAREER STATISTICS

MADSEN, Gabe

				Field Goals		3-Point		F-Throws		Rebounds									Scoring	
SEASON	TEAM	GP-GS	MIN/AVG	FG-FGA	FG%	3FG-FGA	3FG%	FT-FTA	FT%	OFF	DEF	TOT	AVG	PF-FO	AST	TO	BLK	STL	PTS	AVG
2020-21	UC	1-0	5/5.3	0-2	.000	0-2	.000	0-0	.000	0	1	1	1.0	1-0	0	0	0	1	0	0.0
TOTAL		1-0	5/5.3	0-2	.000	0-2	.000	0-0	.000	0	1	1	1.0	1-0	0	0	0	1	0	0.0

GAME 4 • TENNESSEE



2020-21 Cincinnati Men's Basketball Combined Team Statistics All games

Page 1/1
as of Dec 10, 2020

Game Records

Record	Overall	Home	Away	Neutral
ALL GAMES	2-1	2-1	0-0	0-0
CONFERENCE	0-0	0-0	0-0	0-0
NON-CONFERENCE	2-1	2-1	0-0	0-0

Score by Periods

Team	1st	2nd	OT	TOT
Cincinnati	104	110	0	214
Opponents	94	111	0	205

Team Box Score

No.	Player				Total		3-Point		F-Throw		Rebounds													
		GP-GS	MIN	AVG	FG-FGA	FG%	3FG-FGA	3FG%	FT-FTA	FT%	OFF	DEF	TOT	AVG	PF	DQ	A	TO	BLK	STL	PTS	AVG		
2	WILLIAMS, Keith	3-3	89:02	29.7	18-43	.419	2-11	.182	14-26	.538	2	9	11	3.7	5	0	6	6	3	4	52	17.3		
00	DEJULIUS, David	3-3	94:03	31.4	10-23	.435	2-10	.200	9-10	.900	1	19	20	6.7	6	0	15	3	0	1	31	10.3		
25	IVANAUSKAS, Rapolas	3-2	68:41	22.9	12-22	.545	2-8	.250	2-3	.667	2	14	16	5.3	8	0	2	4	0	1	28	9.3		
33	VOGT, Chris	3-3	82:33	27.5	14-16	.875	0-0	.000	0-4	.000	6	7	13	4.3	13	2	7	3	4	0	28	9.3		
23	ADAMS-WOODS, Mika	3-3	90:36	30.2	9-25	.360	2-8	.250	8-9	.889	1	4	5	1.7	6	0	6	2	1	2	28	9.3		
24	DAVENPORT, Jeremiah	3-0	46:23	15.5	7-13	.538	4-8	.500	0-0	.000	2	2	4	1.3	5	0	6	5	0	3	18	6.0		
13	EASON, Tari	3-1	46:32	15.5	6-15	.400	0-3	.000	0-0	.000	5	8	13	4.3	6	0	5	6	4	2	12	4.0		
1	HARVEY, Zach	3-0	30:27	10.2	3-7	.429	1-3	.333	0-0	.000	1	1	2	0.7	0	0	1	1	0	0	7	2.3		
20	DIARRA, Mamoudou	3-0	23:46	7.9	2-3	.667	0-1	.000	2-3	.667	1	4	5	1.7	6	0	3	1	0	0	6	2.0		
3	SAUNDERS JR., Mike	3-0	22:38	7.5	1-5	.200	0-2	.000	2-2	1.000	0	2	2	0.7	0	0	1	2	0	0	4	1.3		
55	MADSEN, Gabe	1-0	05:19	5.3	0-2	.000	0-2	.000	0-0	.000	0	1	1	1.0	1	0	0	0	0	1	0	0.0		
Team											4	6	10					3						
Total		3	600		82-174	.471	13-56	.232	37-57	.649	25	77	102	34.0	56	2	52	36	12	14	214	71.3		
Opponents		3	600		66-148	.446	17-55	.309	56-73	.767	9	73	82	27.3	57	1	43	39	6	17	205	68.3		

Team Statistics

	UC	OPP
Scoring	214	205
Points per game	71.3	68.3
Scoring margin	+3.0	-
Field goals-att	82-174	66-148
Field goal pct	.471	.446
3 point fg-att	13-56	17-55
3-point FG pct	.232	.309
3-pt FG made per game	4.3	5.7
Free throws-att	37-57	56-73
Free throw pct	.649	.767
F-Throws made per game	12.3	18.7
Rebounds	102	82
Rebounds per game	34.0	27.3
Rebounding margin	+6.7	-
Assists	52	43
Assists per game	17.3	14.3
Turnovers	36	39
Turnovers per game	12.0	13.0
Turnover margin	+1.0	-
Assist/turnover ratio	1.4	1.1
Steals	14	17
Steals per game	4.7	5.7
Blocks	12	6
Blocks per game	4.0	2.0
Winning streak	1	-
Home win streak	1	-
Attendance	600	0
Home games-Avg/Game	3-200	0-0
Neutral site-Avg/Game	-	0-0

Team Results

Date	Opponent		Score	Att.
12/02/2020	Lipscomb	W	67-55	300
12/06/2020	Xavier	L	69-77	300
12/09/2020	Furman	W	78-73	0



2020-21 Cincinnati Men's Basketball
Team Game-by-Game
All games

Page 1/1
as of Dec 10, 2020

				Total		3-Pointers		Free throws		Rebounds											
Opponent	Date	Score		FG-FGA	PCT	3FG-FGA	PCT	FT-FTA	PCT	OFF	DEF	TOT	AVG	PF	A	TO	BLK	STL	PTS	AVG	
Lipscomb	12/02/2020	67-55	W	28-62	.452	4-22	.182	7-13	.538	12	23	35	35.0	16	15	12	5	5	67	67.0	
Xavier	12/06/2020	69-77	L	27-64	.422	5-21	.238	10-15	.667	8	26	34	34.5	19	19	8	2	5	69	68.0	
Furman	12/09/2020	78-73	W	27-48	.563	4-13	.308	20-29	.690	5	28	33	34.0	21	18	16	5	4	78	71.3	
Total		214		82-174	.471	13-56	.232	37-57	.649	25	77	102	34.0	56	52	36	12	14	214	71.3	
Opponents		205		66-148	.446	17-55	.309	56-73	.767	9	73	82	27.3	57	43	39	6	17	205	68.3	

Cincinnati Averages

Games Played	Points/game	FG Pct	3FG Pct	FT Pct	Rebounds/game	Assists/game	Turnovers/game	Assist/Turnover ratio	Steals/game	Blocks/game
3	71.3	47.1	23.2	64.9	34.0	17.3	12.0	1.4	4.7	4.0



2020-21 Cincinnati Men's Basketball
Opponents Game-by-Game
All games

Page 1/1
as of Dec 10, 2020

			Total		3-Pointers		Free throws		Rebounds											
Opponent	Date	Score	W	FG-FGA	PCT	3FG-FGA	PCT	FT-FTA	PCT	OFF	DEF	TOT	AVG	PF	A	TO	BLK	STL	PTS	AVG
Lipscomb	12/02/2020	67-55	W	18-41	.439	3-9	.333	16-21	.762	2	26	28	28.0	17	14	19	0	7	55	55.0
Xavier	12/06/2020	69-77	L	25-49	.510	7-18	.389	20-25	.800	0	31	31	29.5	17	14	12	3	4	77	66.0
Furman	12/09/2020	78-73	W	23-58	.397	7-28	.250	20-27	.741	7	16	23	27.3	23	15	8	3	6	73	68.3
Total		205		66-148	.446	17-55	.309	56-73	.767	9	73	82	27.3	57	43	39	6	17	205	68.3
Cincinnati		214		82-174	.471	13-56	.232	37-57	.649	25	77	102	34.0	56	52	36	12	14	214	71.3

Opponents Averages

Games Played	Points/game	FG Pct	3FG Pct	FT Pct	Rebounds/game	Assists/game	Turnovers/game	Assist/Turnover ratio	Steals/game	Blocks/game
3	68.3	44.6	30.9	76.7	27.3	14.3	13.0	1.1	5.7	2.0



**2020-21 Cincinnati Men's Basketball
Season Schedule/Results & Leaders
All games**

Page 1/1
as of Dec 10, 2020

Game Records

Record	Overall	Home	Away	Neutral
ALL GAMES	2-1	2-1	0-0	0-0
CONFERENCE	0-0	0-0	0-0	0-0
NON-CONFERENCE	2-1	2-1	0-0	0-0

Team Results

Date	Opponent		Score	Att.	High Points	High Rebounds
12/02/2020	Lipscomb	W	67-55	300	(16) ADAMS-WOODS, Mika	(7) VOGT, Chris
12/06/2020	Xavier	L	69-77	300	(18) WILLIAMS, Keith	(8) EASON, Tari
12/09/2020	Furman	W	78-73	0	(27) WILLIAMS, Keith	(9) DEJULIUS, David

Attendance Summary

	Games	Attend	Avg/Game
Home	3	600	200
Away	0	0	0
Neutral	0	0	0
Total	3	600	200



2020-21 Cincinnati Men's Basketball
Points-rebounds-assists
All games

Page 1/1
as of Dec 10, 2020

Opponent	Date	Score		00 DEJULIUS,D	1 HARVEY,ZAC	2 WILLIAMS,K	3 SAUNDERS,J	13 EASON,TARI	20 DIARRA,MAM	23 ADAMS-WOOD	24 DAVENPORT,	25 IVANAUSKAS	33 VOGT,CHRIS	55 MADSEN,GAB
Lips	12/02/2020	67-55	W	8-6-4	7-2-1	7-0-2	0-0-0	2-3-1	0-2-0	16-3-2	4-2-4	11-6-0	12-7-1	0-1-0
XU	12/06/2020	69-77	L	16-5-6	0-0-0	18-6-3	2-0-1	2-8-2	2-1-2	5-1-3	6-1-0	10-6-0	8-1-2	DNP
Furman	12/09/2020	78-73	W	7-9-5	0-0-0	27-5-1	2-2-0	8-2-2	4-2-1	7-1-1	8-1-2	7-4-2	8-5-4	DNP