

CINCINNATI

Sports Communications
 One Edwards Center, Suite 1100
 Cincinnati, Ohio 45221-0021
Phone/Fax: 513-556-5191/513-556-0619
Men's Basketball Contacts:
 Brian Teter <brian.teter@uc.edu>
 Tom Hathaway <tom.hathaway@uc.edu>

www.UCBearcats.com

2005-06 MEN'S BASKETBALL

GAME FACTS

Game 4

UC vs. Dayton

Date: Tuesday, Nov. 29, 2005
Time: 8:00 p.m. EST
Site: Fifth Third Arena (13,176)
 Cincinnati, Ohio

Records:

Cincinnati 3-0
 Dayton: 2-2

TV: WXIX-TV 19 (Jeff Piccoro, Anthony Buford).

Radio: WLW-AM 700 (Dan Hoard, Chuck Machock).

Schedule/Results

Date	Opponent	TV	Rank AP/ESPN	Score/Time
Nov. 3	Hillsdale (ex.)			99-71
Nov. 12	No. Kentucky (ex.)			96-60
Nov. 19	Murray State	WXIX		ot 79-75
Nov. 22	Illinois State	WXIX		76-59
Nov. 25	Holy Cross			77-55
Nov. 29	Dayton	WXIX		8:00
Dec. 3	Memphis	ESPN	11/11	3:00
Dec. 10	at Vanderbilt	WXIX		6:00
Dec. 14	Ohio	WXIX		8:00
Dec. 17	Tenn. Tech (1)	WBQC		7:00
Dec. 19	Ark.-Monticello (1)	WBQC		7:00
Dec. 22	vs. Dayton (2)			10:30
Dec. 23	vs. LSU (2)			10:30
Dec. 28	Miami (Ohio) (3)	WXIX		8:00
Dec. 30	N. Car. A&T	WXIX		7:00
Jan. 4	DePaul*	WXIX		8:00
Jan. 7	at Marquette*	ERT/WXIX		12:00
Jan. 9	at Connecticut*	ESPN	3/3	7:00
Jan. 14	Syracuse*	WXIX	17/19	8:00
Jan. 19	at Xavier	ESPN		9:00
Jan. 22	Rutgers*	WXIX		2:00
Jan. 25	at Louisville*	ESPN2	6/6	7:30
Jan. 28	at Georgetown*	ESPN2		12:00
Jan. 31	USF*	WXIX		8:00
Feb. 4	at West Virginia*	ERT/WXIX	13/13	12:00
Feb. 6	Louisville*	ESPN2	6/6	7:00
Feb. 12	at Pittsburgh*	WXIX		2:00
Feb. 15	at Syracuse*	ESPN2	17/19	7:30
Feb. 17	Providence*	WXIX		8:00
Feb. 23	Villanova*	ESPN	4/4	9:00
Feb. 28	at Seton Hall*	WXIX		8:00
Mar. 4	West Virginia*	ESPN	13/13	12:00
Mar. 8-11	BIG EAST Tournament			
	Madison Square Garden, New York, N.Y.			

(1) Las Vegas Holiday Classic, Cincinnati, Ohio

(2) Las Vegas Holiday Classic, Las Vegas, Nevada

(3) U.S. Bank Arena, Cincinnati, Ohio

*BIG EAST Conference Games

All times EST

Bearcats Renew Rivalry vs. Dayton

SETTING THE SCENE: The University of Cincinnati renews its area rivalry with the University of Dayton on Tuesday when the two teams meet at Fifth Third Arena. The 8 p.m. contest will be televised locally into both the Cincinnati and Dayton markets. Cincinnati brings a 3-0 slate into the contest. The Bearcats defeated Holy Cross, 77-55, on Nov. 25 in their most recent outing. Dayton is 2-2, after Saturday's 91-90 double overtime loss at Creighton.

THE RIVALRY: Tuesday's game will be the 88th meeting between Cincinnati and Dayton. The Bearcats hold a 58-29 lead in the series, and are 38-10 in games played in Cincinnati, including a 6-0 mark in Fifth Third Arena. UC has won 13 of the last 14 clashes, including last year's 65-55 win at Dayton.

STORY LINES:

- Tuesday's game will be the first of two Cincinnati-Dayton clashes in the next 24 days. The two teams will meet again on Dec. 22 at the Las Vegas Holiday Classic in Las Vegas.
- The rivalry with Dayton is Cincinnati's second-most played series. The two schools have met 87 times, second only to the UC-Miami series which includes 141 contests.
- James White will be out to top the 800-point plateau in career scoring. The Bearcat senior has 791 points. White, who transferred to UC after playing his

CINCINNATI PROBABLE STARTERS

F 30	Cedric McGowan	6-6	Jr.	Miami, Fla.	7.3 pts,	6.7 reb,	1.3 ast
F 14	Eric Hicks	6-6	Sr.	Greensboro, N.C.	10.3 pts,	8.7 reb,	2.0 blk
F-G 33	Armein Kirkland	6-8	Sr.	Tyler, Texas	7.7 pts,	2.7 reb,	1.3 ast
G 21	James White	6-7	Sr.	Washington, D.C.	19.3 pts,	4.7 reb,	2.0 ast
G 3	Devan Downey	5-10	Fr.	Chester, S.C.	12.3 pts,	2.3 reb,	3.0 ast

2005-06 Statistics

DAYTON PROBABLE STARTERS

F 1	Monty Scott	6-6	Sr.	Reynoldsburg, Ohio	14.0 pts,	7.3 reb,	0.8 blk
F 21	Norman Plummer	6-7	So.	Fairfield, Ohio	7.5 pts,	6.3 reb,	1.3 stl
C 44	James Cripe	6-11	Jr.	Loveland, Ohio	2.5 pts,	2.0 reb,	0.5 stl
G 2	Brian Roberts	6-2	So.	Toledo, Ohio	20.3 pts,	2.8 reb,	2.5 ast
G 11	Warren Williams	6-0	Sr.	Gaithersburg, Md.	6.0 pts,	3.8 reb,	6.0 ast

2005-06 Statistics

THE COACHES

- Andy Kennedy (UAB '91)
 At Cincinnati: 3-0, 1st year
 Overall: 3-0, 1st year
- Brian Gregory (Oakland '90)
 At Dayton: 44-22, 3 years
 Overall: 44-22, 3 years

SERIES

Cincinnati 58, Dayton 29

LAST MEETING

Dec. 4, 2004 in Dayton; Cincinnati 65, Dayton 55.

COMPARATIVE STATISTICS

	CINCINNATI		DAYTON	
	Avg.	NCAA	Avg.	NCAA
Points Scored:	77.3		70.0	
Points Allowed:	63.0		62.5	
FG Percentage:	.425		.482	
FG Pct. Defense:	.359		.405	
3-FG Percentage:	.327		.390	
3-FG Pct. Defense:	.349		.338	
FT Percentage:	.747		.588	
Opp. FT Pct.:	.814		.740	
Reb./Margin:	38.0/+0.3		39.8/+13.0	
Assists:	15.0		14.0	
Steals:	9.0		9.0	
Blocks:	4.7		3.3	
Turnovers/Mar.:	13.3/+6.7		22.0/-2.8	

LAST MEETING Cincinnati 65
Dayton 55

Dec. 4, 2004 Dayton, OH

Final: Cincinnati overcame a second-half deficit to defeat Dayton, 65-55.

Defining Moment: Down 42-40 with 9:34 to play, UC took command with an 8-0 run, then clinched it with a 11-2 burst in the final four and a half minutes.

Key Stats: The Bearcats won the battle of the boards, 42-30.

Performance Leaders: Armein Kirkland career-high 23 points (7-of-12 FG), 6 rebounds; Jason Maxiell 12 points, 8 rebounds; James White 11 points, 8 rebounds.

CINCINNATI	min	fg-a	3fg-a	ft-a	reb	ast	to	bk	st	pf	pts
Eric Hicks	34	3-7	0-0	2-2	9	1	3	2	1	2	8
Armein Kirkland	34	7-12	2-3	7-8	6	2	1	0	0	2	23
Jason Maxiell	35	3-6	0-0	6-6	8	1	2	2	0	2	12
Jihad Muhammad	30	1-8	1-6	2-2	3	3	4	0	0	2	5
James White	31	4-10	1-3	2-3	8	4	1	0	1	2	11
Chadd Moore	10	0-0	0-0	0-0	0	2	1	0	0	3	0
Nick Williams	13	1-3	0-2	0-0	3	3	2	1	0	2	2
Jamaal Lucas	3	0-0	0-0	0-0	0	0	1	0	0	0	0
Roy Bright	10	2-6	0-0	0-0	1	0	0	0	1	0	4
Team											4
Totals	200	21-52	4-14	19-21	42	16	15	5	3	15	65
		.404	.286	.905							

DAYTON	min	fg-a	3fg-a	ft-a	reb	ast	to	bk	st	pf	pts
Monty Scott	16	3-7	2-5	1-2	3	0	1	0	0	4	9
Norman Plummer	30	3-7	0-1	4-4	3	0	1	0	1	4	10
Chris Alvarez	25	0-3	0-0	0-0	2	1	1	1	0	3	0
Warren Williams	22	1-6	0-2	4-4	2	2	3	0	1	0	6
Mark Jones	28	5-12	2-6	0-0	5	1	0	0	3	2	12
Brian Roberts	20	2-5	1-3	0-0	2	1	1	0	0	1	5
Nick Stafford	12	0-3	0-0	1-2	3	0	1	0	0	1	1
Trent Meacham	20	3-8	1-4	0-0	1	3	2	1	0	3	7
Marques Bennett	12	0-3	0-1	2-2	2	1	1	0	0	1	2
Jimmy Binnie	15	1-4	1-3	0-0	5	0	0	0	1	3	3
Team											2
Totals	200	18-58	7-25	12-14	30	9	11	2	6	22	55
		.310	.280	.857							

Halftime: Dayton 33, Cincinnati 31. **Dead Ball Rebounds:** Cincinnati 2 Dayton 1. **Technical:** None. **Officials:** Larry Rose, Frankie Bordeaux, Jackie Sanders. **Attendance:** 13,409.

CINCINNATI-DAYTON SERIES

Cincinnati leads, 58-29

Tuesday's game will be the 88th meeting between Cincinnati and Dayton. This is the Bearcats' second-oldest and second-longest rivalry to UC's series with Miami University. The series began in 1906-07 with Dayton winning the first three games. Cincinnati won the next 10 meetings, but Dayton regained the series lead

by sweeping both games in 1942-43. The Flyers held a 21-18 advantage after 1956-57, but UC won 14 straight games and 24 of the next 27 contests to take command of the series. More recently, Cincinnati had a streak of 11 straight victories and has won 13 of the last 14 contests.

1906-07	A	32-6	Day	1945-46	H	45-28	UC	1968-69	H	96-60	UC	1986-87	A	67-64	Day
1910-11	A	48-19	Day		A	48-37	Day	1969-70	A	64-62	UC	1987-88	H	76-74	UC
1924-25	H	26-25	Day	1946-47	H	58-46	UC	1970-71	H	70-69	Day			(ot)	
1928-29	H	33-22	UC		A	45-42	Day	1971-72	A	76-60	Day	1988-89	A	86-80	Day
1929-30	A	24-20	UC	1947-48	A	61-43	UC	1972-73	H	84-71	UC	1989-90	H	90-88	UC
	A	37-35	UC		H	68-34	UC	1973-74	A	91-79	Day	1990-91	A	75-71	UC
			(ot)	1953-54	H	71-69	Day	1974-75	H	79-68	UC	1991-92	H	77-48	UC
1931-32	H	37-29	UC		A	91-66	Day	1975-76	A	85-84	UC	1992-93	A	65-55	UC
1932-33	H	39-34	UC	1954-55	A	85-78	UC	1976-77	H	84-61	UC	1993-94	A	79-63	UC
1934-35	H	49-18	UC		H	80-69	Day	1977-78	A	42-40	UC		H	93-54	UC
1935-36	H	39-27	UC	1955-56	H	66-57	Day	1978-79	H	82-74	UC	1994-95	A	81-60	UC
	A	35-23	UC		A	71-58	Day	1979-80	A	69-68	UC		H	116-63	UC
1936-37	A	35-32	UC	1956-57	A	65-53	UC	1980-81	H	80-77	UC	1998-99	N	53-51	UC
	H	45-29	UC		H	67-63	Day	1981-82	A	77-73	UC	2000-01	A	82-75	UC
1937-38	H	32-30	Day	1957-58	H	70-66	UC	1982-83	H	50-49	UC	2001-02	H	77-55	UC
	A	34-28	Day	1958-59	H	96-74	UC	1983-84	A	82-60	Day	2002-03	A	75-69	Day
1938-39	H	46-27	UC	1959-60	H	70-63	UC	1984-85	A	81-66	Day	2003-04	H	82-53	UC
	A	40-27	Day	1960-61	H	71-61	UC		H	83-62	UC	2004-05	A	65-55	UC
1939-40	A	42-36	Day	1961-62	H	80-61	UC	1985-86	H	82-77	UC				
	H	41-31	UC	1962-63	H	44-37	UC	Total:				Cincinnati	58,	Dayton	29
1940-41	A	43-29	Day	1963-64	H	77-63	UC	At Cincinnati:				Cincinnati	38,	Dayton	10
	H	44-37	Day	1964-65	H	76-65	UC	At Fifth Third:				Cincinnati	7,	Dayton	0
1941-42	H	47-39	Day	1965-66	H	87-79	UC	At Dayton:				Dayton	19,	Cincinnati	18
	A	42-37	Day	1966-67	H	62-49	UC	At UD Arena:				Cincinnati	11,	Dayton	7
1942-43	A	54-34	Day	1967-68	N	71-70	UC	Neutral Sites:				Cincinnati	2,	Dayton	0
	H	47-34	Day		H	82-68	UC								

freshman season at Florida, has scored 509 points as a Bearcat.

- Eric Hicks is closing in on his 600th career rebound. He enters Tuesday's game with 585. The senior has had double digit rebounding performances in two of his first three games.
- Tuesday's game will complete a slate in which the Bearcats played four games in 10 days to open the 2005-06 season.

OTHER NOTES ON THE SEASON:

- The Bearcats have gotten 60 points from their bench over the past two games. The UC subs scored 36 in the Nov. 23 win over Illinois State and 24 vs. Holy Cross.
- After not recording a blocked shot in their season opener, ending a streak of 86 games with at least one rejection, the Bearcats have blocked seven shots in each of the last two games.
- UC has held all three of its 2005-06 opponents to sub-.400 field goal shooting. The Bearcats have posted sub-.400 defensive field goal percentages in eight of the past 10 seasons.
- Cincinnati has had a 20-point scorer in two of its first three games. James White tallied 21 in the season opener vs. Murray State and freshman Devan Downey reached the same scoring figure in the Nov. 22 win over Illinois State.
- The Bearcats extended their streak of consecutive home season-opening victories to 40 when they defeated Murray State in the Nov. 19 opener. Cincinnati is 85-19 in home openers.

WHITE'S SCORING CONSISTENT: James White not only leads Cincinnati in scoring, but he is tops in scoring consistency. The 6-7 senior has tallied 21, 18 and 19 points in UC's first three games for a 19.3 season average. The production is a significant boost for White, who averaged 10.2 points last season and entered the campaign with an 8.1 career scoring average.

FRESHMAN BREAKS THE LINEUP: Devan Downey broke into the starting lineup for Friday's win over Holy Cross, becoming the first freshman starter since Roy Bright last season (Dec. 27, 2004 vs. Miami, Ohio), and the first frosh to start in the backcourt since Chadd Moore on Jan. 2, 2003 vs. Chattanooga. Downey responded to the promotion with 12 points, five rebounds, three assists and four steals. He vaulted into second place on the team scoring chart, averaging 12.3 points, and is second in assists, averaging 3.0.

MORE ASSISTS FOR MUHAMMAD: Jihad Muhammad's responsibilities for handling the ball have been reduced for the senior this season, who is spending more time at shooting guard, contrary to last season when he was utilized at point guard. As a result of the move, the 5-11 senior has become a more effective passer and is leading the team in assists, averaging 3.3 per game.

CLOSE SHAVES THE NORM FOR COACHING DEBUTS: The overtime victory over Murray State in Andy Kennedy's

debut as head coach should not have been a total surprise. Each of Cincinnati's previous two head coaches had similar nerve-racking beginnings. After trailing the entire contest, UC rallied in the final minute and a half to defeat Eastern Kentucky, 68-65, in Tony Yates' first game as the Bearcats' head coach in 1983-84. Bob Huggins' first game at UC, in 1989-90, was turned into a victory when Minnesota turned the ball over with 0.9 seconds remaining and Steve Sanders hit a 3-pointer at the buzzer for a 66-64 victory.

CHANGES IN THE ARENA: Fans attending Cincinnati home games will see some major changes in Fifth Third Arena. The a new scoreboard/videoboard has been hung over center court. The video display area is nearly 50 percent greater than that of the old unit. New video boards have been installed at each end of the arena. There are new courtside tables with video displays. The court has been resurfaced and contains the new UC and BIG EAST logos. Operationally, the game clock will be started and stopped by the officials via the Precision Timing system, and LED lighting behind the backboards will help signal the end of periods.

UC IN THE BIG EAST: Cincinnati makes its debut as a member of the expanded BIG EAST Conference this season after playing the past 10 years in Conference USA. In the preseason polls of both the league's coaches and media, the Bearcats were picked to finish ninth among the 16 teams. Senior Eric Hicks was an honorable mention selection to the BIG EAST preseason all-league team. The Bearcats have compiled a record of 131-96 for a .577 winning percentage against the current BIG EAST membership.

CONFERENCE DEBUTS GOOD FOR UC: The Bearcats can expect to enjoy success in their inaugural season in the BIG EAST, if the past is any precursor. Every time Cincinnati has begun play in a new conference, it has claimed the championship in that initial year. UC captured the Buckeye Athletic Association title in 1925-26, the Mid-American Conference championship in 1946-47, the Missouri Valley Conference crown in 1957-58, the Metro Conference Tournament championship in the league's first season of play in 1975-76, the regular season and tournament title in the Great Midwest Conference in 1991-92, and the regular season and tourney championships of Conference USA in 1995-96.

NINTH-WINNINGEST PROGRAM: Cincinnati has been college basketball's ninth-winningest program since the turn of the century. Over the past six years, the Bearcats have compiled a 152-45 record for an .772 percentage.

- Cincinnati's 152 wins are the ninth-most among Division I teams over this period.
- Cincinnati has won 25 or more games nine of the last 10 seasons.
- The Bearcats have won a conference regular season and/or tournament title in 12 of the past 14 seasons, and six times during this period have claimed both during the same season.
- UC's 14 straight NCAA Tournament appearances is the third-longest active streak in Division I, trailing only Arizona (21) and Kansas (17).

ERIC'S SUMMER TRIP: Eric Hicks did not have your typical summer vacation. The Bearcats' senior forward helped the United States to the Gold Medal at the World University Games in

Winningest Programs of the 2000s

Best Winning Percentage

1. Duke 179 -32 .848
2. Gonzaga 159 -37 .811
3. Illinois 163 -43 .791
4. Stanford 150 -41 .785
5. Kansas 160 -45 .780
6. Kentucky 156 -45 .776
- Oklahoma 156 -45 .776
8. Arizona 157 -46 .773
9. Cincinnati 152 -45 .772
10. Syracuse 154 -48 .762

Most Wins

1. Duke 179
2. Illinois 163
3. Kansas 160
4. Gonzaga 159
5. Arizona 157
6. Kentucky 156
- Oklahoma 156
8. Syracuse 154
9. Cincinnati 152
- Utah State 152

LAST GAME Cincinnati 77
Holy Cross 55

Nov. 25, 2005 Cincinnati, OH

Final: Cincinnati exploded for 48 points in the second half to defeat Holy Cross, 77-55.

Defining Moment: UC opened the second half with a 16-3 scoring run to break open a close game.

Key Stats: After shooting .375 in the first half, the Bearcats shot .593 in the second 20 minutes.

Performance Leaders: James White 19 points; Devan Downey 12 points, 3 assists, 4 steals.

HOLY CROSS	min	fg-a	3fg-a	ft-a	reb	ast	to	bk	st	pf	pts
Alex Vander Baan ..	24	3-5	0-0	0-0	5	1	2	0	1	3	6
Kevin Hyland	23	3-12	0-0	0-0	6	0	2	0	0	0	6
Toray Thomas	33	2-4	0-0	3-4	2	2	2	0	4	1	7
Keith Simmons	33	4-12	2-3	2-2	3	1	3	0	1	1	12
Kevin Hamilton	35	4-18	1-9	4-4	6	2	6	0	1	4	13
Tim Clifford	11	1-4	0-0	0-0	3	0	1	1	1	5	2
Lawrence Dixon	9	0-2	0-0	0-1	1	1	0	0	0	1	0
Kyle Cruze	3	1-3	1-3	0-0	0	0	0	0	0	1	2
Pat Doherty	11	0-2	0-0	2-3	5	2	2	0	0	1	2
Colin Cunningham ..	18	1-1	0-0	2-2	6	2	1	0	1	1	4
Team					2						
Totals	200	19-63	4-15	13-16	39	11	19	1	10	19	55
		.302	.267	.813							

CINCINNATI	min	fg-a	3fg-a	ft-a	reb	ast	to	bk	st	pf	pts
Eric Hicks	32	2-9	0-1	1-1	5	3	2	3	2	3	5
Cedric McGowan	26	4-7	1-1	0-0	7	2	1	0	1	0	9
Armein Kirkland	31	3-12	0-4	2-2	2	2	2	1	1	3	8
Devan Downey	23	3-5	1-2	5-7	5	3	3	0	4	3	12
James White	28	7-8	1-2	4-4	3	1	3	1	2	4	19
Dominic Tilford	12	3-4	0-0	0-0	1	1	0	0	0	0	6
Pat Watt	1	0-1	0-1	0-0	1	0	0	0	0	0	0
Jihad Muhammad	22	2-6	0-3	1-1	4	4	2	0	1	3	5
Branden Miller	1	0-0	0-0	0-0	1	0	0	0	0	0	0
Ronald Allen	14	4-7	2-2	1-2	5	0	2	1	0	1	11
DeAndre Coleman ..	9	0-0	0-0	2-4	3	0	0	1	1	0	2
Erick Murray	1	0-0	0-0	0-0	0	0	0	0	0	0	0
Team					1						
Totals	200	28-59	5-16	16-21	37	16	16	7	12	17	77
		.475	.313	.762							

Halftime: Cincinnati 29, Holy Cross 26. Dead Ball Rebounds: Cincinnati 4, Holy Cross 3. Technicals: None. Officials: Tim Higgins, Ed Hightower, Ray Perone. Attendance: 8,902.

BIG EAST IN THE POLLS

Nov. 21

Associated Press

Record Pts

1. Duke (65) 1-0 1793
2. Texas (6) 0-0 1692
3. Connecticut 0-0 1647
4. Villanova (1) 0-0 1474
5. Oklahoma 0-0 1454
6. Louisville 0-0 1359
7. Kentucky 2-0 1329
8. Gonzaga 0-0 1262
9. Arizona 0-0 1255
10. Boston College .. 0-0 1164
11. Memphis 0-0 1105
12. Michigan St. 0-0 915
13. West Virginia ... 2-0 775
14. Florida 2-0 754
15. Illinois 0-0 642
16. UCLA 0-0 612
17. Syracuse 2-0 545
18. Iowa 1-0 511
19. Alabama 0-0 400
20. Indiana 0-0 310
21. Geo. Wash. 0-0 305
22. Nevada 0-0 301
23. Maryland 0-0 289
24. Wake Forest 2-0 277
25. Washington 2-0 228

Also Receiving Votes:

Georgetown (60)

ESPN/USA Today

Record Pts

1. Duke (29) 1-0 771
2. Texas (2) 0-0 730
3. Connecticut 0-0 717
4. Villanova 0-0 650
5. Oklahoma 0-0 637
6. Louisville 0-0 573
7. Kentucky 2-0 551
8. Arizona 0-0 538
9. Gonzaga 0-0 537
10. Boston College .. 0-0 511
11. Memphis 0-0 457
12. Michigan St. 0-0 379
13. West Virginia ... 2-0 332
14. Illinois 0-0 269
15. Florida 2-0 264
16. UCLA 0-0 256
17. Iowa 1-0 224
18. Alabama 0-0 194
19. Syracuse 2-0 190
20. Maryland 0-0 182
21. Indiana 0-0 174
22. Geo. Wash. 0-0 112
23. Iowa St. 0-0 99
24. Wake Forest 2-0 94
25. Stanford 0-0 90

Also Receiving Votes:

Georgetown (7)

Cincinnati's Weekly Rankings

Date	AP	USA Tdy/ESPN
Preseason ...	46th	—
Nov. 15	—	—
Nov. 21	—	—

Cincinnati Projected Starters

- 30 Cedric McGowan** • junior college transfer • team's second-leading rebounder (6.7) • 9 points, 10 rebounds vs. Murray State • honorable mention JUCO All-American honors in 2004-05 at Kilgore (Texas) College • averaged 15.1 points and 5.9 rebounds •

Career Highs 9 points • 10 rebounds • 2 assists • 1 steals

- 14 Eric Hicks** • double digits in rebounding in each of the first two games • team leading rebounder (8.7) • 8 blocks in last two games • 18 points, 10 rebounds vs. Murray State • has a block in 33 of last 35 games • honorable mention preseason All-BIG EAST • third team All-C-USA and second team NABC All-District 10 in 2004-05 • member of the gold-medal U.S. team at the World University Games last summer

Career Highs 22 points • 17 rebounds • 8 blocks • 3 steals

- 33 Armein Kirkland** • 10 points vs. Illinois St. • 13.0 pts, 4.5 reb, 4.0 ast in exhibition games • perhaps UC's most versatile player • 10.3 pts, 4.3 reb in 2004-05 • aided team's ball-handling, averaging 3.2 assists over last 6 games • 16 points in Memphis win • career-high 23 points vs. Dayton • career-high 8 assists vs. Wake Forest

Career Highs 23 points • 9 rebounds • 8 assists • 4 steals

- 21 James White** • top scorer (19.3) • 21 points, 5 in the final 46 seconds to send the game into OT vs. Murray State • .722 FG Pct. last 2 games • "point forward" who has led UC in assists the past two years • game-winning basket, 11 pts., 11 rebs. vs. Memphis • career-high 25 points, 10 rebounds vs. Houston • 23 points, career-high 11 rebounds in 2003-04 vs. Saint Louis

Career Highs 25 points • 11 rebounds • 9 assists • 4 steals

- 3 Devan Downey** • moved into starting lineup vs. Holy Cross • second on team in scoring (12.3), assists (3.0), first in steals (2.7) • 8 steals in last two games • 21 points, 3 assists, 4 steals vs. Illinois St. • South Carolina AAA Player of the Year in 2004-05 • averaged 36.9 pts, 6.1 asts, 4.7 stls, 3 3-pointers per game

Career Highs 21 points • 5 rebounds • 3 assists • 4 steals

The Graduates:

With three of the four seniors on the 2004-05 team earning their degrees, Cincinnati's graduation rate in men's basketball continues to rise.

- 11 of the 18 departing seniors over the past four seasons have earned their degrees.
- 27 of the players who completed their eligibility since 1990 have earned their degrees.
- Cincinnati had a 100 percent graduation rate in men's basketball on the 2002 NCAA Division I Graduation Rates Report, for the class which entered in 1995-96.
- Cincinnati won the Conference USA Sport Academic Award in men's basketball in 2001-02 for having the highest team grade point average in that sport.

Bearcat Bench

- 1 Chadd Moore • 6-2 Sr. G** • Attempting comeback after surrendering to chronic back problems last year • will miss the first 5 games • 10.5 pts, .727 FG% in exhibition games • 5 starts in 2004-05 • career-high 10 assists vs. LaSalle

15 pts • 5 reb • 10 asts • 4 stls

- 2 Domonic Tilford • 5-11 Fr. G** • 6.0 pts • 8 points, 3-3 FG in UC debut vs. Murray State • Kentucky high school Player of the Year and first team all-state selection • averaged 20.6 pts, 4.1 asts

8 pts • 1 reb • 1 asts • 0 stls

- 13 Jihad Muhammad • 5-11 Sr. G** • team leader in assists (3.3) • 8 points, 3 assists vs. Murray State • 9.0 pts, 3.0 ast, .600 FG% in exhibition games • started 22 games in 2004-05 • career-high 24 points, 6-of-9 3-point FGs vs. Tulane • career-high 7 assists vs. East Carolina • 23 points, including game-tying 4-point play, vs. Northern Iowa • JC All-American in 2003-04 at San Jacinto JC

24 pts • 7 reb • 7 ast • 3 stls

- 23 Ronald Allen • 6-9 Jr. F-C** • shooting team-best .636 • 10.0 pts. last two games • 11 points, five rebounds vs. Holy Cross • joined UC after Hurricane Katrina closed Xavier (La.) and forced him to flee New Orleans • overcame injury to average 4.9 pts, 2.6 reb at Xavier in 2004-05

11 pts • 5 reb • 0 ast • 1 blks

- 32 DeAndre Coleman • 6-6 Fr. F** • 4 points in UC debut vs. Murray State • 10.0 pts, 5.0 reb in exhibition games • hon. mention Class 5A All-Georgia pick in 2004-05 • averaged 14.9 pts, 8.1 reb

4 pts • 1 reb • 1 ast • 0 stls

- 51 Erick Murray • 6-5 Jr. F** • joined team as a walk-on in 2004-05 • saw action in 22 games • leading scorer on his high school soccer team

2 pts • 2 reb • 1 ast • 0 stls

- 10 Pat Watt • 5-10 Fr. G** • joined team as a walk-on • first team all-state selection in football • earned all-league honors in football and basketball at Moeller High

0 pts • 1 reb • 0 ast • 0 stls

- 20 Branden Miller • 6-4 Fr. G** • joined team as a walk-on • conference player of the year at Indian Hill High • earned third team all-state honors in soccer

0 pts • 1 reb • 0 ast • 0 stls

BEARCAT STARTING LINEUPS

Opponent	WL	Forward	Forward	Forward	Guard	Guard	Lineup No.	Record
Murray State	W	Hicks	McGowan	Kirkland	White	Muhammad	1	1-0
Illinois State	W	Hicks	McGowan	Kirkland	White	Muhammad	1	2-0
Holy Cross	W	Hicks	McGowan	Kirkland	White	Downey	2	1-0
Dayton								
Memphis								
at Vanderbilt								
Ohio								

Izmir, Turkey. Hicks was one of 15 players invited to the USA Basketball Trials in Colorado Springs to participate in tryouts for the team in late July. He made the 12-player roster for the games and travelled to Turkey in August. Hicks averaged 6.6 points and 3.1 rebounds at the games, shooting .576 from the field. He had a team-leading 24 points in the 117-61 win over China.

VETERAN TEAM: The Bearcats opened the season with a combined total of 145 games of starting experience. For comparison, last year's team brought 160 games of starting experience into the 2004-05 campaign. The 2003-04 team had 108 games of starting experience while the 2002-03 team began with only 59 career starts.

105th CAMPAIGN: The 2005-06 season is Cincinnati's 105th year of basketball competition. The school has compiled a 1,502-855 record for a .637 percentage.

BEARCATS STRONG IN 5/3 ARENA: Cincinnati is in its 17th season in Fifth Third Arena at Shoemaker Center, and has compiled a 223-29 record a .884 winning percentage. UC is 59-6 in Fifth Third over the last five seasons, and compiled a 73-7 mark vs. Conference USA teams during its 10 years in that league.

SIX BEARCATS IN THE NBA: Six former Bearcats were on the rosters of NBA teams when the season opened.

	Last UC Yr.	Draft Pos.	NBA Season	Team
Danny Fortson	1997	10	9th	Seattle Sonics
DerMarr Johnson	2000	6	5th	Denver Nuggets
Kenyon Martin	2000	1	6th	Denver Nuggets
Jason Maxiell	2005	26	1st	Detroit Pistons
Ruben Patterson	1998	31	8th	Portland Trail Blazers
Nick Van Exel	1993	37	15th	San Antonio Spurs

BEARCAT RECORDS WHEN...

Home games	3-0
Away games	0-0
Neutral site games	0-0
BIG East games	0-0
vs. Top 25 teams	0-0
Overtime games	1-0
Lead at halftime	3-0
Trail at halftime	0-0
Tied at halftime	0-0
Lead with 10:00 remaining	2-0
Trail with 10:00 remaining	1-0
Lead with 5:00 remaining	2-0
Trail with 5:00 remaining	1-0
Tied with 5:00 remaining	0-0
Shoot better from the field	3-0
Shoot worse from the field	0-0
Shoot 50% or better	0-0
Shoot below 50%	3-0
Opp. shoots 50% or better	0-0
Opp. shoots below 50%	3-0
Opp. shoots below 40%	3-0
Make 7 or fewer 3-point FGs	2-0
Make more than 7 3-point FGs	1-0
Shoot more FTs than opp.	3-0
Out-rebound the opponent	2-0
Opponent out-rebounds UC	1-0
Commit fewer turnovers	3-0
Commit the same or more TOs	0-0
Commit 12 or fewer turnovers	1-0
Outscore opponents' bench	2-0
1-3 point games	0-0
4-5 point games	1-0
6-10 point games	0-0
11-19 point games	1-0
20-plus point games	1-0
Score 59 or fewer points	0-0
Score 60-69 points	0-0
Score over 70 points	3-0
Hold opp. to 50 or fewer points	0-0
Hold opp. to 51-60 points	2-0
Hold opp. to 61-70 points	0-0
Opp. scores 70-plus points	1-0
Largest opening run	6-0
Largest scoring run	12-0
Largest first half lead	16
Largest first half deficit	7
Largest second half lead	25
Largest second half deficit	8
Largest deficit overcome	8
Largest lead lost	-

FIFTH THIRD ARENA, Please

When referring to the home playing venue of the Bearcats, we ask that you use **Fifth Third Arena**.

The complex housing the arena is the Myrl Shoemaker Center, and the games are played on Ed Jucker Court. However, the proper name of the basketball arena is **Fifth Third Arena**. This is the only way to correctly reference the playing venue.

Fifth Third Arena is the home of the UC men's and women's basketball teams and



women's volleyball team, as well as the site of concerts, high school events, tournaments, inaugurations, commencements, and other special events.

COMPARATIVE STATISTICS

	Wins	Losses	Home	Away
Offense	77.3	-	77.3	-
Defense	63.0	-	63.0	-
Offense FG %	.425	-	.425	-
Defense FG %	.359	-	.359	-
3-Pt. FG %	.327	-	.327	-
Opp. 3-Pt. FG %	.349	-	.349	-
FT %	.747	-	.747	-
Opp. FT %	.814	-	.814	-
Reb. Margin	+0.3	-	+0.3	-
Turnover Mar.	+6.7	-	+6.7	-

BEARCATS NO. 1 AMONG CONFERENCE RULERS: Cincinnati shares with Valparaiso the distinction of having won the most conference regular season championships over the last 11 seasons. The Bearcats have been regular season champions nine times in the past 11 seasons, eight in Conference USA and once in the Great Midwest Conference.

UC'S DEFENSIVE REPUTATION: Cincinnati teams have earned a reputation for their defense and rebounding emphasis, and the success of last year's team is evidence of this. UC held its foes to a .373 field goal percentage to rank second in the nation. The Bearcats have held their opponents to sub-.400 shooting in eight of the past 10 seasons and have been annually ranked among the nation's teams in fewest points allowed.

TICKET UPDATE: Single game tickets to all University of Cincinnati men's basketball home games are on sale to the general public.

The tickets may be purchased by phone (513-556-CATS) or on-line via UC's athletic web site: www.UCBearcats.com, as well as in person at the Athletic Ticket Office at One Edwards Center. Ticket office hours are 9 a.m. to 5 p.m. Monday through Friday.

Single game tickets are priced at \$22, \$15 for the corner sections of Fifth Third Arena and \$15 for youth 12 and under. Groups of 15 or more may qualify for a discounted ticket of \$15 to selected games.

LOOKING AHEAD: An old rival comes to town as the Bearcats host No. 11 Memphis on Saturday, Dec. 3 at 3 p.m. at Fifth Third Arena. The game will be televised nationally by ESPN.

2005-06 Cincinnati Roster

Alphabetical

No.	Name	Pos	Ht.	Wt.	Class	Exp	Hometown (High School/JC)
23	Ronald Allen	F-C	6-9	225	Jr.	Tr	Los Angeles, Calif. (Artesia/L.A. College/tr-Xavier La.)
32	DeAndre Coleman	F	6-6	225	Fr.	HS	Stone Mountain, Ga. (Stephenson)
3	Devan Downey	G	5-10	175	Fr.	HS	Chester, S.C. (Chester)
54	Abdul Herrera	C	6-10	255	Fr.	HS	Miami, Fla. (Miami Senior)
14	Eric Hicks	F	6-6	245	Sr.	3L	Greensboro, N.C. (Dudley)
33	Armein Kirkland	F-G	6-8	205	Sr.	3L	Tyler, Texas (Lee)
30	Cedric McGowan	F	6-6	230	Jr.	JC	Miami, Fla. (Northwestern/Kilgore)
20	Branden Miller	G	6-4	180	Fr.	HS	Cincinnati, Ohio (Indian Hill)
1	Chadd Moore	G	6-2	175	Sr.	3L	Huntsville, Ala. (Oak Hill Acad.)
13	Jihad Muhammad	G	5-11	175	Sr.	1L	Plainfield, N.J. (Plainfield/San Jacinto)
51	Erick Murray	F	6-5	230	Jr.	1L	Westerville, Ohio (North)
2	Domonic Tilford	G	5-11	170	Fr.	HS	Louisville, Ky. (Jeffersontown)
10	Patrick Watt	G	5-10	190	Fr.	HS	Cincinnati, Ohio (Moeller)
21	James White	G-F	6-7	200	Sr.	2L	Washington, D.C. (Hargrave Acad./trans.-Florida)

Numerical

No.	Name	Pos	Ht.	Wt.	Class	Exp	Hometown (High School/JC)
1	Chadd Moore	G	6-2	175	Sr.	3L	Huntsville, Ala. (Oak Hill (Va.) Acad.)
2	Domonic Tilford	G	5-11	170	Fr.	HS	Louisville, Ky. (Jeffersontown)
3	Devan Downey	G	5-10	175	Fr.	HS	Chester, S.C. (Chester)
10	Pat Watt	G	5-10	190	Fr.	HS	Cincinnati, Ohio (Moeller)
13	Jihad Muhammad	G	5-11	175	Sr.	1L	Plainfield, N.J. (Plainfield/San Jacinto)
14	Eric Hicks	F	6-6	245	Sr.	3L	Greensboro, N.C. (Dudley)
20	Branden Miller	G	6-4	180	Fr.	HS	Cincinnati, Ohio (Indian Hill)
21	James White	G-F	6-7	200	Sr.	2L	Washington, D.C. (Hargrave Acad./trans.-Florida)
23	Ronald Allen	F-C	6-9	225	Jr.	Tr	Los Angeles, Calif. (Artesia/L.A. College/tr-Xavier La.)
30	Cedric McGowan	F	6-6	230	Jr.	JC	Miami, Fla. (Northwestern/Kilgore)
32	DeAndre Coleman	F	6-6	225	Fr.	HS	Stone Mountain, Ga. (Stephenson)
33	Armein Kirkland	F-G	6-8	205	Sr.	3L	Tyler, Texas (Lee)
51	Erick Murray	F	6-5	230	Jr.	1L	Westerville, Ohio (North)
54	Abdul Herrera	C	6-10	255	Fr.	HS	Miami, Fla. (Miami Senior)

KEY: 1L—one letter, 2L—two letters, etc.; JC—junior college; HS—high school; TR-transfer; 1sq—one year on squad.

Pronunciation

DeAndre Coleman dee-AHN-dray
 Devan Downey DEH-vun
 Abdul Herrera abb-DOOL hurr-AIR-ah
 Armein Kirkland ahr-MEEN
 Cedric McGowan SED-rick mah-GOW-uhn
 Jihad Muhammad ja-HOD ma-HA-mud
 Domonic Tilford DAH-mohn-ick TILL-ford

PRESEASON NO. 1 Cincinnati Hillsdale 99 71

Nov. 3, 2005 Cincinnati, OH

Final: Six Bearcats scored in double figures as Cincinnati rolled to a 99-71 exhibition game victory over Hillsdale.

Defining Moment: UC outscored Hillsdale, 13-6, in the final 3:53 of the first half.

Key Stats: Cincinnati shot .524 from the field.

Performance Leaders: Eric Hicks 15 points, 8 rebounds; Jihad Muhammad 15 points; James White 15 points.

HILLSDALE	min	fg-a	3fg-a	ft-a	reb	ast	to	bk	st	pf	pts
John Farr	25	2-5	1-1	0-0	3	0	2	1	1	3	4
Tim Homan	29	6-16	3-10	3-3	5	2	1	1	1	1	18
John Hamood	32	1-4	1-3	0-1	7	4	4	0	0	1	3
Drew Powell	20	1-5	0-1	0-0	2	1	4	0	1	2	2
Cory Coe	30	6-12	4-8	1-2	3	3	3	0	1	4	17
Jake Fanning	2	0-0	0-0	0-0	0	0	2	0	0	0	0
Evan Steward	3	0-0	0-0	0-0	1	0	0	0	0	0	0
Jason Moore	11	2-3	1-1	0-0	2	0	0	0	0	0	5
Michael Applegate	0+	0-0	0-0	0-0	0	1	0	0	0	0	0
Travis Worst	15	2-8	0-2	0-1	3	0	2	0	0	2	4
Tony Gugion	17	1-7	0-1	3-4	9	0	0	0	0	2	5
Jason Weaver	14	5-6	1-1	1-2	1	1	1	0	0	3	12
Jesse Richards	2	0-0	0-0	0-0	1	1	0	0	0	0	0
Team					1	1					
Totals	200	26-66	11-28	8-13	37	14	21	2	4	19	71
		.394	.393	.615							

CINCINNATI	min	fg-a	3fg-a	ft-a	reb	ast	to	bk	st	pf	pts
Eric Hicks	20	6-8	1-2	2-5	8	0	1	2	0	2	15
Cedric McGowan	27	2-4	0-0	0-0	2	0	1	0	0	1	4
Armein Kirkland	21	3-9	2-3	2-2	6	4	3	1	0	3	10
Jihad Muhammad	23	5-8	5-7	0-0	1	4	0	0	2	0	15
James White	25	5-7	1-2	4-6	3	3	1	2	2	2	15
Chadd Moore	13	5-6	3-4	0-0	1	0	1	0	1	1	13
Demonic Tilford	8	1-5	0-2	4-5	0	0	1	0	2	0	6
Devan Downey	17	2-6	0-1	1-2	4	5	2	0	1	1	5
Pat Watt	4	0-0	0-0	0-0	0	0	0	0	0	1	0
Branden Miller	4	0-0	0-0	1-2	0	0	0	0	0	0	1
Ronald Allen	12	1-1	0-0	2-2	5	1	1	0	0	2	4
DeAndre Coleman	18	3-7	2-6	3-4	5	0	0	0	0	2	11
Ryan Patzwald	8	0-2	0-2	0-0	0	1	0	0	0	0	0
Team					1						
Totals	200	33-63	14-29	19-28	36	18	11	5	8	15	99
		.524	.483	.679							

Halftime: Cincinnati 49, Hillsdale 40. **Dead Ball Rebounds:** Cincinnati 6, Hillsdale 0. **Technical:** None. **Officials:** Ted Hillary, Curtis Shaw, Ron Tyburski. **Attendance:** 6,163.

GAME 1 Cincinnati Murray State 79 75

Nov. 19, 2005 Cincinnati, OH

Final: James White scored five points in the final 46 seconds to send the game into overtime to lead Cincinnati to a 79-75 win over Murray State.

Defining Moment: White turned in a three-point play with 46 seconds remaining, then made a steal and drove for the game-tying dunk with six seconds left.

Key Stats: Cincinnati outscored Murray State at the foul line, 22-12.

Performance Leaders: White 21 points, 5 rebounds; Eric Hicks 18 points, 10 rebounds; Cedric McGowan 9 points, 10 rebounds.

MURRAY STATE	min	fg-a	3fg-a	ft-a	reb	ast	to	bk	st	pf	pts
Shawn Witherspoon	36	5-13	2-7	0-0	12	4	3	0	0	3	12
Justin Orr	43	6-11	1-5	0-0	3	3	1	1	0	1	13
Pearson Griffith	23	2-10	0-0	1-2	5	0	2	5	1	5	5
Trey Pearson	37	4-12	2-5	8-8	7	0	1	0	4	3	8
Keith Jenifer	32	2-6	1-1	0-4	4	3	3	0	1	3	5
Tyler Holloway	3	1-2	1-2	0-0	0	0	0	0	0	0	0
Darnell Hopkins	18	1-3	0-2	0-0	3	2	3	0	0	1	2
Rob Kennedy	6	3-4	1-1	0-0	1	0	0	0	0	2	7
Issian Redding	12	1-5	1-3	0-0	3	1	0	0	0	2	3
Charles Johnson	15	2-4	0-0	3-3	2	1	1	0	0	2	7
Team					1	1					
Totals	225	27-70	9-26	12-13	41	14	15	6	6	22	75
		.386	.346	.923							

CINCINNATI	min	fg-a	3fg-a	ft-a	reb	ast	to	bk	st	pf	pts
Eric Hicks	42	6-15	0-1	6-7	10	1	1	0	0	2	18
Cedric McGowan	32	4-8	0-1	1-2	10	2	0	0	0	3	9
Armein Kirkland	35	1-9	1-6	2-2	3	0	1	0	0	1	5
Jihad Muhammad	36	3-6	2-4	0-0	3	3	3	0	1	3	8
James White	44	7-21	0-5	7-7	5	3	4	0	2	3	21
Demonic Tilford	8	3-3	1-1	1-2	1	1	1	0	0	1	8
Devan Downey	15	1-2	0-0	2-4	1	3	1	0	0	4	4
Ronald Allen	2	0-1	0-0	2-2	1	0	0	0	0	0	2
DeAndre Coleman	11	1-1	1-1	1-2	1	1	0	0	0	0	4
Team					8						
Totals	225	26-66	5-19	22-28	43	14	11	0	3	17	79
		.394	.263	.786							

Halftime: Cincinnati 35, Murray St. 33. **Regulation:** Cincinnati 70, Murray St. 70. **Dead Ball Rebounds:** Cincinnati 4, Murray State 2. **Technical:** None. **Officials:** Frank Scagliotta, Jeff Clark, John Gaffney. **Attendance:** 8,088.

PRESEASON NO. 2 Cincinnati Northern Kentucky 96 60

Nov. 12, 2005 Cincinnati, OH

Final: James White scored 19 points to lead Cincinnati to a 96-60 win over Northern Kentucky.

Defining Moment: The Bearcats built a 10-point lead in the first seven minutes and were never threatened.

Key Stats: Cincinnati shot .667 from the field, .500 from 3-point range.

Performance Leaders: White 19 points; Eric Hicks 18 points, 8 rebounds; Devan Downey 15 points, 5 assists.

NO. KENTUCKY	min	fg-a	3fg-a	ft-a	reb	ast	to	bk	st	pf	pts
Vincent Humphrey	25	2-8	1-2	0-2	0	0	1	1	2	2	5
Kevin Schappell	14	1-3	1-2	0-0	0	0	0	0	0	1	3
Kevin Reinhardt	31	1-7	0-0	11-12	8	2	4	0	0	3	13
Gavin Ludgood	26	5-11	0-0	4-6	2	0	1	1	4	14	14
Scott Bibbins	23	0-2	0-0	0-2	2	3	5	0	1	3	0
Aaron Smith	15	1-6	1-6	0-0	1	0	1	0	0	0	3
Billy Fennell	17	1-2	0-0	2-3	3	5	1	0	0	0	4
Harrison Morton	24	0-3	0-1	2-2	2	2	1	0	0	2	2
Mark Hawkins	12	2-4	2-4	2-2	1	0	1	0	0	0	8
Mike Kimmey	2	0-1	0-0	0-0	0	0	0	0	1	0	0
Travis Rasso	11	4-7	0-0	0-0	3	0	0	0	0	1	8
Team					4						
Totals	200	17-54	5-15	21-29	26	12	15	2	5	16	60
		.315	.333	.724							

CINCINNATI	min	fg-a	3fg-a	ft-a	reb	ast	to	bk	st	pf	pts
Eric Hicks	26	8-10	1-2	1-2	8	2	4	1	2	1	18
Ronald Allen	8	0-0	0-0	0-0	2	0	2	1	0	0	0
Chadd Moore	17	3-5	2-3	0-0	0	1	0	1	0	1	8
Devan Downey	26	6-8	0-2	3-4	2	5	1	0	2	1	15
James White	26	6-9	2-3	5-7	1	2	0	1	1	0	19
Demonic Tilford	13	0-3	0-3	0-0	3	1	0	0	0	1	0
Pat Watt	2	1-2	0-0	0-0	0	0	0	0	0	0	2
Jihad Muhammad	12	1-2	0-0	0-0	2	2	1	0	0	0	3
Branden Miller	2	0-0	0-0	0-0	1	0	0	0	1	0	0
Cedric McGowan	21	1-3	1-1	1-2	4	2	2	3	0	4	4
DeAndre Coleman	17	3-3	1-1	2-2	5	0	1	0	0	3	9
Armein Kirkland	24	6-8	2-4	2-2	3	4	0	1	1	1	16
Erick Murray	6	1-1	0-0	0-0	0	1	0	0	0	4	2
Team					3						
Totals	200	36-54	10-20	14-19	33	20	13	10	7	23	96
		.667	.500	.737							

Halftime: Cincinnati 43, Northern Kentucky 27. **Dead Ball Rebounds:** Cincinnati 4, Northern Kentucky 5. **Technical:** None. **Officials:** Jim Burr, Jeff Clark, Mike Roberts. **Attendance:** 6,937.

GAME 2 Cincinnati Illinois State 76 59

Nov. 22, 2005 Cincinnati, OH

Final: Devan Downey came off the bench to score 21 points and lead Cincinnati to a 76-59 win over Illinois State.

Defining Moment: Over a 6:38 period in the second half, UC blocked 3 shots, made 3 steals and forced 3 shot clock violations while making a 10-0 run.

Key Stats: After going without a block in its opener, UC rejected seven Illinois State shots.

Performance Leaders: Downey 21 points, 4 steals; James White 18 points; Eric Hicks 8 points 11 rebounds, 3 blocks.

ILLINOIS STATE	min	fg-a	3fg-a	ft-a	reb	ast	to	bk	st	pf	pts
Neil Plank	30	2-8	1-4	3-3	2	6	2	0	0	4	8
Greg Dilligard	30	8-11	0-0	0-1	5	1	2	1	0	3	16
Michael Vandello	22	1-3	1-1	0-0	1	2	2	0	0	4	3
Khalif Ford	27	1-5	1-3	0-0	1	2	6	1	0	4	3
Dana Ford	30	3-8	2-3	4-4	6	3	2	0	1	1	12
Roberto Fortes	10	1-3	1-2	0-0	0	0	0	1	0	0	3
Nedu Onyeuku	17	0-1	0-1	0-2	4	1	3	0	0	2	0
Eric Vianney	4	0-0	0-0	2-2	1	1	1	0	0	1	2
Mark Kruse	1	1-4	0-2	0-0	2	0	0	0	0	0	2
Levi Dyer	15	3-5	3-5	0-0	1	0	1	0	0	2	9
Dinma Odiakosa	5	0-2	0-0	1-2	2	0	1	0	0	0	1
Brandon Holtz	6	0-1	0-1	0-0	1	0	1	0	0	0	0
Ronnie Carlwell	3	0-0	0-0	0-0	0	0	0	0	0	1	0
Team					7	4					
Totals	200	20-51	9-22	10-14	33	16	26	2	1	25	59
		.392	.409	.714							

CINCINNATI	min	fg-a	3fg-a	ft-a	reb	ast	to	bk	st	pf	pts
Eric Hicks	32	4-12	0-0	0-1	11	3	0	3	2	2	8
Cedric McGowan	23	1-5	0-1	2-4	3	0	0	0	1	3	4
Armein Kirkland	27	3-8	0-3								




ANDY KENNEDY

Head Coach

- First year as a head coach at any level.
- Member of the Cincinnati staff for the past four years, serving as associate head coach last season.
- UC's recruiting coordinator; he attracted three Top 10-ranked recruiting classes.
- Prepared for his head coaching debut with 10 seasons of service as an assistant

or associate at the college level.

- Was an assistant at UAB for five years (1996-01), helping the Blazers compile a 90-66 record and reach postseason play three times.
- Made his coaching debut as an assistant at South Alabama in 1994.
- No. 2 all-time leading scorer at UAB, where he still holds or shares 20 school records.
- Played professionally for four seasons, starting with the Charlotte Hornets and then playing in Greece, Holland, Spain and Puerto Rico.



23 RONALD ALLEN

6-9, 225 Jr.

Los Angeles, Calif.

- The devastation of Hurricane Katrina brought him to the Bearcats.
- Was scheduled to return to the Xavier University of New Orleans team for his junior season before the hurricane shut the school and forced him to evacuate.

- Fled to Cincinnati and was granted immediate eligibility by the NCAA.
- Has scored 20 points over his last two games.
- Shooting a team-best .636 from the field.
- Is 5-for-5 from 3-point range this season.
- Set UC career highs with 11 points and five rebounds vs. Holy Cross (11/25/05).
- Scored nine points vs. Illinois State (11/22/05), going 3-of-3 from 3-point range, in a span of 1:31.
- Scored two points in his UC debut vs. Murray State (11/19/05).
- Averaged 4.9 points and 2.6 rebounds after recovering from an early season injury to play the final 19 games at Xavier last season.
- Played at Los Angeles City College in 2003-04.
- Was a McDonald's All-American nominee as a senior at Artesia High in Los Angeles.
- Named to the California Interscholastic Federation area Sweet 16 players team.

Andy Kennedy Coaching Record

Season	School	Record
1994-95	South Alabama	Asst. Coach 8 -15
1996-97	UAB	Asst. Coach 18 -14 NIT
1997-98	UAB	Asst. Coach 21 -12 NIT
1998-99	UAB	Asst. Coach 20 -12 NCAA
1999-00	UAB	Asst. Coach 14 -14
2000-01	UAB	Asst. Coach 17 -14
2001-02	Cincinnati	Asst. Coach 31 -4 NCAA
2002-03	Cincinnati	Asst. Coach 17 -12 NCAA
2003-04	Cincinnati	Asst. Coach 25 -7 NCAA
2004-05	Cincinnati	Assoc. Head Coach 25 -8 NCAA
2005-06	Cincinnati	Head Coach 3 -0

As a Player

1986-87 Freshman at North Carolina State, coached by Jim Valvano
 1987-91 Completed career at UAB, coached by Gene Bartow
 1991-94 Played professionally in the NBA (Charlotte) and in Europe

Education

1991 Bachelor of Arts, UAB

Personal

Born March 13, 1968 in Louisville, Miss.

Married: wife Kimber; daughters Meagan (9) and Kaitlyn (5)

2005-06 Game-by-Game Statistics

	Min	Fg-Fga	3g-3ga	Ft-Fta	Pts	Reb	Ast	St	Blk	TO	Pf
Murray State	2	0-1	0-0	2-2	2	1	0	0	0	0	0
Illinois State	7	3-3	3-3	0-0	9	1	0	0	1	1	2
Holy Cross	14	4-7	2-2	1-2	11	5	0	0	1	2	1
Dayton											
Memphis											
Vanderbilt											
Ohio											
Tennessee Tech											
Ark.-Monticello ...											
Dayton											
LSU											
Miami (Ohio)											
North Car. A&T ..											
DePaul											
Marquette											
Connecticut											
Syracuse											
Xavier											
Rutgers											
Louisville											
Georgetown											
USF											
West Virginia											
Louisville											
Pittsburgh											
Syracuse											
Providence											
Villanova											
Seton Hall											
West Virginia											


*denotes games started

Career Highs

Points	11	Holy Cross (11/25/05)	FTA	2	multiple opp.
FG	4	Holy Cross (11/25/05)	Rebounds ...	1	multiple opp.
FGA	7	Holy Cross (11/25/05)	Assists	0	
3FG	3	Illinois St. (11/22/05)	Steals	0	
3FGA	3	Illinois St. (11/22/05)	Blocks	1	multiple opp.
FT	2	Murray St. (11/19/05)			

CAREER STATISTICS

Season	G-GS	Min-Avg	FG-FGA Pct	3G-3GA Pct	FT-FTA Pct	PTS-Avg	REB-Avg	AST-Avg	St Blk	Dk	TO	PF-D
2005-06	3-0	23-7.7	7-11 .636	5-5 1.000	3-4 .750	22-7.3	7-2.3	0-0.0	0 2	0	3	3-0
Career	3-0	23-7.7	7-11 .636	0-5 .000	3-4 .750	22-7.3	7-2.3	0-0.0	0 2	0	3	3-0



32 DeANDRE COLEMAN
6-6, 225 Fr. Stone Mountain, Ga.

- First-year freshman who showed that he could have an impact this season during the exhibition games.
- Played 11 minutes in the season opener vs. Murray State (11/19/05), scoring four points.
- Grabbed three rebounds vs. Illinois State (11/22/

05).

- Averaged 10.0 points and 5.0 rebounds while shooting .600 from the field in the two preseason wins.
- Had 11 points and five rebounds in the exhibition win over Hillsdale.
- Earned honorable mention Class 5A All-Georgia recognition in 2004-05 at Stephenson High.
- Averaged 14.9 points and 8.1 rebounds.
- Helped school to the regional title and a fourth place finish in the state tournament.
- Participated in the Atlanta All-Star Classic.

2005-06 Game-by-Game Statistics

	Min	Fg-Fga	3g-3ga	Ft-Fta	Pts	Reb	Ast	St	Blk	TO	Pf
Murray State	11	1-1	1-1	1-2	4	1	1	0	0	0	0
Illinois State	10	0-3	0-1	1-2	1	3	1	0	0	0	1
Holy Cross	9	0-0	0-0	2-4	2	3	0	1	1	0	0
Dayton											
Memphis											
Vanderbilt											
Ohio											
Tennessee Tech											
Ark.-Monticello ...											
Dayton											
LSU											
Miami (Ohio)											
North Car. A&T ..											
DePaul											
Marquette											
Connecticut											
Syracuse											
Xavier											
Rutgers											
Louisville											
Georgetown											
USF											
West Virginia											
Louisville											
Pittsburgh											
Syracuse											
Providence											
Villanova											
Seton Hall											
West Virginia											


*denotes games started

Career Highs

Points	4	Murray St. (11/19/05)	FTA	4	Holy Cross (11/25/05)
FG	1	Murray St. (11/19/05)	Rebounds ...	3	multiple opp.
FGA	3	Illinois St. (11/22/05)	Assists	1	multiple opp.
3FG	1	Murray St. (11/19/05)	Steals	1	Holy Cross (11/25/05)
3FGA	1	multiple opp.	Blocks	1	Holy Cross (11/25/05)
FT	2	Holy Cross (11/25/05)			

CAREER STATISTICS

Season	G	-GS	Min	-Avg	FG	-FGA	Pct	3G	-3GA	Pct	FT	-FTA	Pct	PTS	-Avg	REB	-Avg	AST	-Avg	St	Blk	Dk	TO	PF	-D
2005-06	3	0	30	-10.0	1	-4	.250	1	-2	.500	4	-8	.500	7	-2.3	7	-2.3	2	-0.7	1	1	0	0	1	-0
Career	3	0	30	-10.0	1	-4	.250	1	-2	.500	4	-8	.500	7	-2.3	7	-2.3	2	-0.7	1	1	0	0	1	-0



3 **DEVAN DOWNEY**
5-10, 175 Fr. Chester, S.C.

- Newcomer who has made the biggest impact thus far.
- Second on the team in scoring (12.3) and assists (3.0) and first in steals (2.7).
- Has has eight steals over his last two games.
- Shooting .579 from the field.
- Made his first career start vs. Holy Cross (11/25/05) and responded with 12 points, five rebounds, three assists and four steals.
- Exploded for 21 points, shooting 7-of-12 from the field vs. Illinois State (11/22/05), also had four steals and three assists.
- Played 15 minutes in the season opener vs. Murray State (11/19/05), scoring four points and dishing out three assists.
- Averaged 10.0 points, 5.5 assists and 1.5 steals in the two exhibition contests.
- Started the Northern Kentucky contest and totalled 15 points and five assists along with two steals.
- South Carolina Class AAA Player of the Year and Mr. Basketball honoree as a senior at Chester High.
- Averaged 36.9 points, 6.1 assists, 4.3 rebounds and 4.7 steals.
- Showed his long-distance scoring ability by averaging three 3-pointers per game.
- Had a single game scoring high of 67 points and once made 32 straight free throws.
- Scored 2,738 career points.
- Three-time first team all-state selection and finalist for the Gatorade National Player of the Year award.

2005-06 Game-by-Game Statistics

	Min	Fg-Fga	3g-3ga	Ft-Fta	Pts	Reb	Asst	St	Blk	TO	Pf
Murray State	15	1-2	0-0	2-4	4	1	3	0	0	1	4
Illinois State	30	7-12	2-3	5-5	21	1	3	4	0	3	2
Holy Cross	* 23	3-5	1-2	5-7	12	5	3	4	0	3	3
Dayton											
Memphis											
Vanderbilt											
Ohio											
Tennessee Tech											
Ark.-Monticello ...											
Dayton											
LSU											
Miami (Ohio)											
North Car. A&T ..											
DePaul											
Marquette											
Connecticut											
Syracuse											
Xavier											
Rutgers											
Louisville											
Georgetown											
USF											
West Virginia											
Louisville											
Pittsburgh											
Syracuse											
Providence											
Villanova											
Seton Hall											
West Virginia											

*denotes games started

Career Highs

Points	21	Illinois St. (11/22/05)	FTA	7	Holy Cross (11/25/05)
FG	7	Illinois St. (11/22/05)	Rebounds ...	5	Holy Cross (11/25/05)
FGA	12	Illinois St. (11/22/05)	Assists	3	Murray St. (11/19/05)
3FG	2	Illinois St. (11/22/05)	Steals	4	multiple opp.
3FGA	3	Illinois St. (11/22/05)	Blocks	0	
FT	5	multiple opp.			

CAREER STATISTICS

Season	G-GS	Min-Avg	FG-FGA	Pct	3G-3GA	Pct	FT-FTA	Pct	PTS-Avg	REB-Avg	AST-Avg	St	Blk	Dk	TO	PF-D
2005-06	3-1	68-22.7	11-19	.579	3-5	.600	12-16	.750	37-12.3	7-2.3	9-3.0	8	0	0	7	90
Career	3-1	68-22.7	11-19	.579	3-5	.600	12-16	.750	37-12.3	7-2.3	9-3.0	8	0	0	7	90



14 ERIC HICKS

6-6, 245 Sr. Greensboro, N.C.

- Preseason honorable mention All-BIG EAST selection.
- Spending the summer with the U.S. team that won the Gold medal at the World University Games has prepped him for his senior season.
- Team's leading rebounder (8.7) and third leading

scorer (10.3).

- Has blocked six shots in his last two games and has had at least one block in 33 of his last 35 games.
- Opened the season with back-to-back double digit rebounding performances.
- Scored 18 points and grabbed 10 rebounds in the season opening win over Murray State (11/19/05), his 14th career double double.
- Averaged 7.8 points and 3.0 rebounds as a sixth man at the World Games.
- Third team All-Conference USA selection, and second team NABC All-District 10 in 2004-05.
- Team's leading rebounder (9.0) and second in scoring (13.7) and blocks (2.3).
- Ranked fourth in C-USA in rebounding and third in blocked shots.
- Recorded a block in all but one game in 2004-05; his 72 blocks was the fifth-highest single season total recorded at UC and his 143 career blocks ranking fifth on Bearcat career list.
- Scored in double figures 22 times, including 14 of his last 16 games.
- Keyed the win over Memphis (3/5/05) with 12 points and 11 rebounds.
- Scored a career-high 22 points vs. DePaul (2/12/05), making 10-of-11 shots from the field to record the third-best single game field goal percentage in UC history.
- Tallied 20 points, on 8-of-12 shooting, vs. Charlotte (2/5/05).
- Tallied 21 points vs. No. 9 Louisville (2/2/05), going 9-of-10 from the field with three dunks, and recorded eight rebounds and five blocks.
- Had 19 points and 11 rebounds vs. USF (1/27/05), also contributing four blocks.
- Credited with the defensive efforts which held USF's Terrence Leather, C-USA's No. 3 scorer, scoreless (1/27/05) and limited DePaul's Quemont Greer, who entered the game as the league scoring leader, to 10 points under his average (1/6/05).
- Scored 18 points and recorded six rebounds and three blocks vs. Wake Forest (1/22/05).
- Scored 17 points, including his first career trey, and grabbed nine rebounds vs. Longwood (12/30/04).
- Recorded a career-high 17 rebounds and had 21 points, then a personal best, in the win over Miami (Ohio) (12/27/04).
- Scored 18 points vs. Jackson State (12/20/04), making 8-of-10 field goal tries.
- Sparked the win over Northwestern State (12/18/04) with 11 points, 11 rebounds and three blocks.
- Recorded 14 points and four blocks in the win over Vanderbilt (12/9/04).
- Had 11 points, 10 rebounds and four blocks in the win over Purdue (11/27/04).
- Scored 18 points and gathered nine rebounds and two blocks vs. Valparaiso (11/19/04).
- Scored 16 points and grabbed 13 rebounds vs. Northern Iowa (11/24/04).
- Team's second-leading rebounder (5.8) and shot blocker (1.2) and field goal percentage leader (.590) in 2003-04.
- Grabbed 14 rebounds to go along with 10 points and six blocks in the win over No. 10 Louisville (2/21/04).
- Recorded a career-high eight blocks to go with 10 points and nine rebounds vs. Xavier (2/3/04).
- Runner-up for North Carolina high school player of the year honors as a senior at Dudley High.

2005-06 Game-by-Game Statistics

	Min	Fg-Fga	3g-3ga	Ft-Fta	Pts	Reb	Ass	St	Blk	TO	Pf
Murray State	* 42	6-15	0-1	6-7	18	10	1	0	0	1	2
Illinois State	* 32	4-12	0-0	0-1	8	11	3	2	3	0	2
Holy Cross	* 32	2-9	0-1	1-1	3	5	3	2	3	2	3
Dayton											
Memphis											
Vanderbilt											
Ohio											
Tennessee Tech											
Ark.-Monticello ...											
Dayton											
LSU											
Miami (Ohio)											
North Car. A&T ..											
DePaul											
Marquette											
Connecticut											
Syracuse											
Xavier											
Rutgers											
Louisville											
Georgetown											
USF											
West Virginia											
Louisville											
Pittsburgh											
Syracuse											
Providence											
Villanova											
Seton Hall											
West Virginia											


*denotes games started

Career Highs

Points 22	DePaul (2/12/05)	FTA	14	multiple opp.
FG	10 DePaul (2/12/05)	Rebounds .	17	Miami (12/27/04)
FGA	17 No. Iowa (11/24/04)	Assists	2	multiple opp.
3FG	1 multiple opp.	Steals	3	multiple opp.
3FGA	3 Wake Forest (1/22/05)	Blocks	8	Xavier (2/3/04)
FT	11 Miami (12/27/04)			

CAREER STATISTICS

Season	G-GS	Min-Avg	FG-FGA	Pct	3G-3GA	Pct	FT-FTA	Pct	PTS-Avg	REB-Avg	AST-Avg	St	Blk	Dk	TO	PF-D
2002-03	26-2	352-13.5	24-54	.444	0-1	.000	16-34	.471	64-2.5	93-3.6	5-0.2	2	33	9	10	47-0
2003-04	31-1	589-19.0	82-139	.590	0-0	—	54-102	.529	218-7.0	179-5.8	13-0.4	21	38	30	35	58-0
2004-05	32-28	1007-31.5	162-312	.519	4-16	.250	110-188	.585	438-13.7	287-9.0	24-0.8	15	72	33	53	78-0
2005-06	3-3	106-35.3	12-36	.333	0-2	.000	7-9	.778	31-10.3	26-8.7	7-2.3	4	6	2	3	7-0
Career	92-34	2054-22.3	280-541	.518	4-19	.211	187-333	.562	751-8.2	585-6.4	49-0.5	42	149	74	101	190-0



33 ARMEIN KIRKLAND
6-8, 205 Sr. Tyler, Texas

- Versatile player who is contributing both on the perimeter and around the basket.
- Tallied 10 points and tied a career high with three steals vs. Illinois State (11/22/05).
- Trying to regain shooting eye; has shot .241 over the first three games, .077 from 3-point range.
- Averaged 13.0 points, 4.5 rebounds and 4.0 assists in the two exhibition games.
- Had 16 points, shooting 6-of-8 from the field, and dished out four assists vs. Northern Kentucky.
- Aided the team's ball-handling down the stretch of the 2004-05 season, averaging 3.2 assists over his last six games.
- Keyed the regular season-ending win over Memphis (3/5/05) with 16 points.
- Scored 14 points in the win over UAB (2/19/05), sinking a pair of free throws with 9.9 seconds remaining to provide UC with its 72-69 lead.
- Recorded a career-high eight assists vs. Wake Forest (1/22/05) to go with 14 points and seven rebounds.
- Named Conference USA Player of the Week (Jan. 3-9) after averaging 20.0 points, 7.5 rebounds and 4.0 assists in wins over DePaul (1/6/05) and Saint Louis (1/8/05). He shot .593 (16-of-27) from the field.
- Tallied 22 points, one shy of his career high, accompanied by six rebounds and five assists in the win over Saint Louis (1/8/05).
- Scored 18 points, going 8-of-11 from the field, and grabbed a career-high nine rebounds in the win over DePaul (1/6/05).
- Tallied 19 points on 3-of-6 shooting from 3-point range in the win over Vanderbilt (12/9/04).
- Scored a career-high 23 points, on 7-of-12 shooting from the field (7-of-8 from the foul line) and grabbed six rebounds to key the win over Dayton (12/4/04).
- Scored a team-high 16 points, all in the second half, in the win over Purdue (11/27/04).
- Contributed both as a starter and sixth man in 2003-04.
- Started nine of the first 10 games before suffering a knee injury which sidelined him for four games.
- Hero of the 64-62 C-USA quarterfinal win over Louisville (3/11/04), scoring the game-winning basket with 16.9 seconds remaining, and finished with 12 points and a season-high seven assists.
- Scored game-clinching basket with 2.6 seconds left, then intercepted the inbounds pass in the win over LaSalle (12/14/02).
- Earned all-state honors as a senior at Lee High.
- Averaged 20.6 points, 8.0 rebounds and 6.8 assists.
- Set school single game records for 3-pointers (8) and assists (15).

2005-06 Game-by-Game Statistics

	Min	Fg-Fga	3g-3ga	Ft-Fta	Pts	Reb	Ass	St	Blk	TO	Pf
Murray State	* 35	1-9	1-6	2-2	5	3	0	0	0	1	1
Illinois State	* 27	3-8	0-3	4-6	10	3	2	3	2	5	0
Holy Cross	* 31	3-12	0-4	2-2	8	2	2	1	1	2	3
Dayton											
Memphis											
Vanderbilt											
Ohio											
Tennessee Tech											
Ark.-Monticello ...											
Dayton											
LSU											
Miami (Ohio)											
North Car. A&T ..											
DePaul											
Marquette											
Connecticut											
Syracuse											
Xavier											
Rutgers											
Louisville											
Georgetown											
USF											
West Virginia											
Louisville											
Pittsburgh											
Syracuse											
Providence											
Villanova											
Seton Hall											
West Virginia											

*denotes games started

Career Highs

Points 23	Dayton (12/4/04)	FTA	10	multiple opp.
FG	8 multiple opp.	Rebounds ...	9	DePaul (1/6/05)
FGA	16 Saint Louis (1/8/05)	Assists	8	Wake Forest (1/22/05)
3FG	4 multiple opp.	Steals	3	Dayton (12/23/03)
3FGA	9 Saint Louis (1/8/05)	Blocks	3	Gonzaga (3/20/03)
FT	8 multiple opp.			

CAREER STATISTICS

Season	G	-GS	Min	-Avg	FG	-FGA	Pct	3G	-3GA	Pct	FT	-FTA	Pct	PTS	-Avg	REB	-Avg	AST	-Avg	St	Blk	Dk	TO	PF	D
2002-03	27	-0	249	-9.2	31	-89	.348	6	-20	.300	25	-30	.833	93	-3.4	54	-2.0	15	-0.6	4	11	0	20	37	-1
2003-04	28	-15	523	-18.7	60	-130	.462	10	-22	.455	39	-60	.650	169	-6.0	73	-2.6	65	-2.3	18	12	4	41	47	-1
2004-05	31	-18	778	-25.1	103	-277	.372	39	-107	.364	73	-98	.745	318	-10.3	133	-4.3	76	-2.5	11	17	1	53	72	-2
2005-06	3	-3	93	-31.0	7	-29	.241	1	-13	.077	8	-10	.800	23	-7.7	8	-2.7	4	-1.3	4	3	1	8	4	0
Career	86	-36	1643	-19.1	201	-525	.383	56	-162	.346	145	-198	.732	603	-7.0	268	-3.1	160	-1.9	37	43	6	122	160	-1



30 CEDRIC McGOWAN
6-6, 230 Jr. Miami, Fla.

- Junior college transfer whose experience is a big plus on the front line.
- Has started the first three games.
- Team's second-leading rebounder (6.7).
- Tallied nine points and grabbed seven rebounds vs. Holy Cross (11/25/05).
- Scored nine points and grabbed 10 rebounds in his UC debut vs. Murray State (11/19/05).
- First UC player since Pete Mickeal (1998) to grab double digit rebounds in his first game.
- Averaged 4.0 points and 3.0 rebounds in the two exhibition games but showed his defensive prowess with three blocked shots.
- Earned honorable mention junior college All-American honors last season at Kilgore (Texas) College.
- Averaged 15.1 points and 5.9 rebounds while shooting .557 from the field.
- Was a first team all-conference and all-district selection.
- First team all-state selection as a senior and two-time all-city and all-district pick at Miami Northwest High.
- Earned Defensive Player of the Year honors his junior and senior seasons.

2005-06 Game-by-Game Statistics

	Min	Fg-Fga	3g-3ga	Ft-Fta	Pts	Reb	Ast	St	Blk	TO	Pf
Murray State	* 32	4-8	0-1	1-2	9	10	2	0	0	0	3
Illinois State	* 23	1-5	0-1	2-4	4	3	0	1	0	0	3
Holy Cross	* 26	4-7	1-1	0-0	9	7	2	1	0	1	0
Dayton											
Memphis											
Vanderbilt											
Ohio											
Tennessee Tech											
Ark.-Monticello ...											
Dayton											
LSU											
Miami (Ohio)											
North Car. A&T ..											
DePaul											
Marquette											
Connecticut											
Syracuse											
Xavier											
Rutgers											
Louisville											
Georgetown											
USF											
West Virginia											
Louisville											
Pittsburgh											
Syracuse											
Providence											
Villanova											
Seton Hall											
West Virginia											

*denotes games started

Career Highs

Points	9	multiple opp.	FTA	4	Illinois St. (11/22/05)
FG	4	multiple opp.	Rebounds ..	10	Murray St. (11/19/05)
FGA	8	Murray St. (11/19/05)	Assists	2	multiple opp.
3FG	1	Holy Cross (11/25/05)	Steals	1	multiple opp.
3FGA	1	multiple opp.	Blocks	0	
FT	2	Illinois St. (11/22/05)			

CAREER STATISTICS

Season	G	-GS	Min	-Avg	FG	-FGA	Pct	3G	-3GA	Pct	FT	-FTA	Pct	PTS	-Avg	REB	-Avg	AST	-Avg	St	Blk	Dk	TO	PF	-D
2005-06	3	-3	81	-27.0	9	-20	.450	1	-3	.333	3	-6	.500	22	-7.3	20	-6.7	4	-1.3	2	0	1	1	6	-0
Career	3	-3	81	-27.0	9	-20	.450	1	-3	.333	3	-6	.500	22	-7.3	20	-6.7	4	-1.3	2	0	1	1	6	0



1 CHADD MOORE
6-2, 175 Sr. Huntsville, Ala.

- Attempting to make a comeback from the chronic back problems which have limited his play the past two years and caused him to give up the sport last February.
- Will miss the first five games of the 2005-06 season due to his participation in a summer league

when on medical hardship.

- Had a very productive exhibition season, averaging 10.5 points in the two games and shooting .727 from the field, .714 from 3-point range.
- Had 13 points on 5-of-6 shooting vs. Hillsdale.
- Played in 24 games in 2004-05, making five starts.
- Had a pair of 10-point scoring performances vs. Purdue and LaSalle.
- Had a career-high 10 assists in the win LaSalle victory (12/22/04).
- Had six assists to go with his 10 points in the Purdue victory (11/27/04).
- Recorded a career-high four steals vs. Vanderbilt (12/9/04).
- Emerged as the No. 2 point guard in 2002-03.
- Made his first career start in the win over Chattanooga (1/2/03) and had 12 points, eight assists, five rebounds and two steals.
- Earned All-Eastern Prep honors in 2001-02 at Oak Hills (Va.) Academy.
- Led Huntsville Lee High to the runner-up finish in the state tournament in 2000-01, averaging 21 points and six assists.
- Rated as the No. 14 high school senior point guard prospect by ESPN.com and the No. 10 point guard by *PrepSpotlight*.

2005-06 Game-by-Game Statistics

	Min	Fg	Fga	3g	3ga	Ft	Fta	Pts	Reb	Ast	St	Blk	TO	Pf
Murray State	DND												
Illinois State	DND												
Holy Cross	DND												
Dayton													
Memphis													
Vanderbilt													
Ohio													
Tennessee Tech													
Ark.-Monticello	...													
Dayton													
LSU													
Miami (Ohio)													
North Car. A&T	..													
DePaul													
Marquette													
Connecticut													
Syracuse													
Xavier													
Rutgers													
Louisville													
Georgetown													
USF													
West Virginia													
Louisville													
Pittsburgh													
Syracuse													
Providence													
Villanova													
Seton Hall													
West Virginia													

*denotes games started

Career Highs

Points 15	Oakland (11/24/03)	FTA 8	DePaul (1/8/03)
FG 7	Oakland (11/24/03)	Rebounds 5	Chattanooga (12/03)
FGA 10	Oakland (11/24/03)	Assists 10	LaSalle (12/22/04)
3FG 2	multiple opp.	Steals 4	Vanderbilt (12/9/04)
3FGA 6	LaSalle (12/22/04)	Blocks 2	TCU (1/11/03)
FT 7	DePaul (1/8/03)			

CAREER STATISTICS

Season	G	GS	Min	Avg	FG	FGA	Pct	3G	3GA	Pct	FT	Fta	Pct	PTS	Avg	REB	Avg	AST	Avg	St	Blk	Dk	TO	PF	D
2002-03	21	-1	185	-8.8	17	-43	.395	3	-9	.333	18	-26	.692	55	-2.6	15	-0.7	34	-1.6	13	6	0	16	14	-0
2003-04	25	-0	261	-10.4	30	-59	.508	5	-15	.333	16	-25	.640	81	-3.2	22	-0.9	50	-2.0	24	4	0	35	27	-0
2004-05	24	-5	362	-15.1	28	-70	.400	9	-30	.300	15	-21	.714	80	-3.3	40	-1.7	59	-2.5	21	10	0	29	39	-0
2005-06	-	-	-	-	-	-	-	-	-	-	-	-	-	-	-	-	-	-	-	-	-	-	-	-	-
Career	70	-6	808	-11.5	75	-172	.436	17	-54	.315	49	-72	.681	216	-3.1	77	-1.1	143	-2.0	58	20	0	80	80	-0



13 JIHAD MUHAMMAD

5-11, 175 Sr. Plainfield, N.J.

- Is being counted upon to play a larger role as a scorer this season.
- Team leader in assists (3.3), though he is playing more shooting guard than point guard this season.
- Had eight points and three assists in the season opener vs. Murray State (11/19/05).
- Averaged 9.0 points and 3.0 assists in the two exhibition games.
- Shot .600 from the field and .759 from 3-point range in the preseason games.
- Made his UC debut last season at point guard following his transfer from junior college.
- Averaged 10.4 points and 2.7 assists, scoring in double digits 17 times.
- Team-leader in 3-point field goals (62) and made at least one trey in all but six games in 2004-05.
- Averaged 13.8 points over his last six games.
- Returned to the starting lineup for the NCAA Tournament and averaged 11.5 points and 5.0 assists in the two games.
- Scored 14 points and had four assists vs. Kentucky (3/19/05) in the second round of the NCAA Tournament following a nine-point, six-rebound performance vs. Iowa in the opening round (3/17/05).
- Scored a career-high 24 points in the win over Tulane, going 9-of-13 from the field and 6-of-9 from 3-point range.
- Came off the bench to spark the win over TCU (2/26/05), scoring 21 points on 8-of-11 shooting.
- Set career highs for assists in back-to-back games in early January, with six vs Saint Louis (1/8/05) and seven vs. East Carolina (1/12/05), with no turnovers.
- Had 13 points in the win over Northwestern State (12/18/04), 11 in the final 15:52 to help UC erase a one-point deficit and take command of the game.
- Scored 12 points vs. Purdue (11/27/04).
- Tallied 23 points vs. Northern Iowa (11/24/04), 12 in the final 6:46 of regulation to send the game into overtime.
- Made his UC debut with 17 points and seven rebounds vs. Valparaiso (11/19/04).
- Consensus junior college All-American in 2003-04 at San Jacinto Junior College.
- Averaged 16.8 points and 5.6 assists while leading the school to a 27-4 record, earning region MVP honors.
- First team All-American selection by *PrepStars* and *Hoop Scoop*.
- Rated the top junior college point guard prospect by *The Sporting News* and was ranked No. 2 by *Hoopmasters.com*.
- Earned the Small Player Award, honoring performers 6-feet and shooter, at the NJCAA Tournament after leading his team to the championship game.
- Helped Plainfield (N.J.) High to a 12th place finish in the state playoffs in 2001-02.

2005-06 Game-by-Game Statistics

	Min	Fg-Fga	3g-3ga	Ft-Fta	Pts	Reb	Ass	St	Blk	TO	Pf
Murray State	* 36	3-6	2-4	0-0	8	3	3	1	0	3	3
Illinois State	* 18	0-4	0-2	0-0	0	0	3	0	0	3	2
Holy Cross	22	2-6	0-3	1-1	5	4	4	1	0	2	3
Dayton											
Memphis											
Vanderbilt											
Ohio											
Tennessee Tech											
Ark.-Monticello ...											
Dayton											
LSU											
Miami (Ohio)											
North Car. A&T ..											
DePaul											
Marquette											
Connecticut											
Syracuse											
Xavier											
Rutgers											
Louisville											
Georgetown											
USF											
West Virginia											
Louisville											
Pittsburgh											
Syracuse											
Providence											
Villanova											
Seton Hall											
West Virginia											

*denotes games started

Career Highs

Points ... 24	Tulane (3/2/05)	FTA	9	No. Iowa (11/24/04)
FG	9 Tulane (3/2/05)	Rebounds . 7	Valparaiso (11/19/04)	
FGA	22 No. Iowa (11/24/04)	Assists	7	East Carolina (1/12/05)
3FG	6 Tulane (3/2/05)	Steals	3	multiple opp.
3FGA	15 No. Iowa (11/24/04)	Blocks	0	
FT	7 No. Iowa (11/24/04)			

CAREER STATISTICS

Season	G-GS	Min	-Avg	FG-FGA	Pct	3G-3GA	Pct	FT-FTA	Pct	PTS-Avg	REB-Avg	AST-Avg	St	Blk	Dk	TO	PF-D
2004-05	33-22	847	-25.7	115-310	.371	62-178	.348	51-67	.761	343-10.4	98-3.0	89-2.7	22	1	0	70	83-0
2005-06	3-2	76	-25.3	5-16	.313	2-9	.222	1-1	1.000	13-4.3	7-2.3	10-3.3	2	0	0	8	8-0
Career	36-20	923	-25.6	120-326	.368	64-187	.342	52-68	.765	356-9.9	105-2.9	99-2.8	24	1	0	78	91-0



2 DOMONIC TILFORD
5-11, 170 Fr. Louisville, Ky.

- First-year freshman who is seeing regular action as a reserve point guard.
- Has averaged 6.0 points and 10.3 minutes in the first three games.
- Scored six points on 3-of-4 shooting vs. Holy Cross (11/25/05).
- Came off the bench to spark the offense with eight points in eight minutes on 3-of-3 shooting in the win over Murray State (11/19/05).
- Tallied six points in the exhibition game vs. Hillsdale.
- Named Mr. Basketball for the state of Kentucky following his senior season at Jeffersontown High.
- Earned first team all-state honors and was the Kentucky Player of the Year selection by the Louisville *Courier-Journal*.
- Averaged 20.6 points, 4.1 assists, 3.2 rebounds while leading his school to a 29-5 record and a berth in the regional finals.
- Four-year starter who scored 2,026 points.
- Selected to play in the Kentucky-Indiana all-star series.

2005-06 Game-by-Game Statistics

	Min	Fg-Fga	3g-3ga	Ft-Fta	Pts	Reb	Ast	St	Blk	TO	Pf
Murray State	8	3-3	1-1	1-2	8	1	1	0	0	1	1
Illinois State	11	1-3	0-1	2-2	4	1	1	0	0	0	3
Holy Cross	12	3-4	0-0	0-0	6	0	1	0	1	0	0
Dayton											
Memphis											
Vanderbilt											
Ohio											
Tennessee Tech											
Ark.-Monticello ...											
Dayton											
LSU											
Miami (Ohio)											
North Car. A&T ..											
DePaul											
Marquette											
Connecticut											
Syracuse											
Xavier											
Rutgers											
Louisville											
Georgetown											
USF											
West Virginia											
Louisville											
Pittsburgh											
Syracuse											
Providence											
Villanova											
Seton Hall											
West Virginia											


*denotes games started

Career Highs

Points	8	Murray St. (11/19/05)	FTA	2	multiple opp.
FG	3	multiple opp.	Rebounds ...	1	multiple opp.
FGA	4	Holy Cross (11/25/05)	Assists	1	multiple opp.
3FG	1	Murray St. (11/19/05)	Steals	0	
3FGA	1	multiple opp.	Blocks	1	Holy Cross (11/25/05)
FT	2	Illinois St. (11/22/05)			

CAREER STATISTICS

Season	G-GS	Min-Avg	FG-FGA	Pct	3G-3GA	Pct	FT-FTA	Pct	PTS-Avg	REB-Avg	AST-Avg	St	Blk	Dk	TO	PF-D
2005-06	3-0	31-10.3	7-10	.700	1-2	.500	3-4	.750	18-6.0	2-0.7	3-1.0	0	0	0	2	4-0
Career	3-0	31-10.3	7-10	.700	1-2	.500	3-4	.750	18-6.0	2-0.7	3-1.0	0	0	0	2	4-0



21 JAMES WHITE
6-7, 200 Sr. Washington, D.C.

- Versatile perimeter player who can perform inside and has the shooting range and ball-handling skills of a guard.
- Team scoring leader (19.3).
- Has shot .722 (13-16) from the field over his last two games.
- Scored 19 points on 7-of-8 shooting vs. Holy Cross (11/25/05).
- Tallied 18 points and had six rebounds vs. Illinois State (11/22/05).
- Scored 21 points in win over Murray State (11/19/05), making a steal and dunk in the final seconds of regulation to send the game into overtime.
- Leading scorer in the exhibition season, averaging 17.0 points in the two games.
- Team leader in assists (3.1) in 2004-05.
- Scored in double digits 19 times.
- Tallied 15 points and had six rebounds in the NCAA Tournament opening round win over Iowa (3/17/05).
- Scored the game-winning basket vs. Memphis (3/5/05) when he grabbed an offensive rebound and hit a short jumper from the baseline with 16.2 seconds to play. Finished with 11 points and tied a career high with 11 rebounds.
- Tallied 14 points, leading UC's second-half comeback with 12 points, in the win over UAB (2/19/05).
- Played all 40 minutes of the Charlotte game (2/5/05), finishing with 18 points, five rebounds and six assists.
- Scored a career-high 25 points, on 9-of-12 shooting, and grabbed 10 rebounds, one shy of his career best, in the win over Houston (1/29/05).
- Tallied 15 points vs. Louisville (1/15/05) on 4-of-5 shooting, and also recorded eight rebounds and seven assists, while holding UofL All-American Francisco Garcia to seven points.
- Tied a career high with eight free throws (8-8) vs. DePaul (1/6/05).
- Tallied 18 points and grabbed eight rebounds in the win over Miami (Ohio) (12/27/04).
- Dished out a season-high seven assists in the win over Jackson State (12/20/04).
- Had 14 points on 5-of-7 shooting and recorded four assists and three steals in the win over Vanderbilt (12/9/04).
- Tallied 13 points on 6-of-8 shooting, with three dunks, in the win over Purdue (11/27/04).
- Became the starting small forward in early January of last season and took over the point guard duties for the final six games of the year.
- Led team in assists (3.6) in 2003-04.
- Averaged 6.0 points, 5.3 rebounds and 3.3 assists in the three C-USA Tournament wins.
- Named C-USA co-Player of the Week after averaging 14.5 points, 8.0 assists and 7.0 rebounds while shooting 69 percent from the field in a pair of UC wins (Feb. 23-29).
- Dished out a career-high nine assists at Charlotte (2/28/04).
- Scored 23 points and grabbed 11 rebounds in the win over Saint Louis (2/25/04).
- Transfer from Florida who was one of the top subs as a freshman in 2001-02, helping the Gators to a 22-9 record.
- Saw action in all but two games, made two starts.
- Earned McDonald's All-American honors at Hargrave Military Academy in 2000-01.
- Named Maryland high school Player of the Year as a junior at Newport High in Kensington, Md. in 1999-00.

2005-06 Game-by-Game Statistics

	Min	Fg-Fga	3g-3ga	Ft-Fta	Pts	Reb	Ast	St	Blk	TO	Pf
Murray State	* 44	7-21	0-5	7-7	21	5	3	2	0	4	3
Illinois State	* 37	6-10	3-6	3-4	18	6	2	2	1	1	1
Holy Cross	* 28	7-8	1-2	4-4	19	3	1	2	1	3	4
Dayton											
Memphis											
Vanderbilt											
Ohio											
Tennessee Tech											
Ark.-Monticello ...											
Dayton											
LSU											
Miami (Ohio)											
North Car. A&T ..											
DePaul											
Marquette											
Connecticut											
Syracuse											
Xavier											
Rutgers											
Louisville											
Georgetown											
USF											
West Virginia											
Louisville											
Pittsburgh											
Syracuse											
Providence											
Villanova											
Seton Hall											
West Virginia											

*denotes games started

Career Highs

Points 25	Houston (1/29/05)	FTA	9	multiple opp.
FG	10 Saint Louis (2/25/04)	Rebounds .	11	multiple opp.
FGA	15 USF (3/10/05)	Assists	9	Charlotte (2/28/04)
3FG	3 multiple opp.	Steals	4	N. Hampshire (11/28/01)
3FGA	6 multiple opp.	Blocks	3	Arizona (11/9/01)
FT	8 multiple opp.			

CAREER STATISTICS

Season	G-GS	Min-Avg	FG-FGA	Pct	3G-3GA	Pct	FT-FTA	Pct	PTS-Avg	REB-Avg	AST-Avg	St Blk	Dk	TO	PF-D
2001-02*	30-2	615-20.5	71-169	.420	20-69	.290	20-40	.500	182-6.1	86-2.9	51-1.7	27 17	-	48	61-1
2003-04	27-22	677-25.1	71-185	.384	15-63	.238	57-71	.803	214-7.9	109-4.0	96-3.6	24 18	8	57	55-0
2004-05	33-30	940-28.5	109-246	.443	36-94	.383	83-104	.798	337-10.2	158-4.8	102-3.1	30 12	17	66	71-0
2005-06	3-3	109-36.3	20-39	.513	4-13	.308	14-15	.933	58-19.3	14-4.7	6-2.0	6 2	1	8	8-0
Career	93-57	2341-25.2	271-639	.424	75-239	.314	174-230	.757	791-8.5	367-3.9	255-2.7	87 49	26	179	195-1

*2001-02 Stats from University of Florida



20 BRANDEN MILLER

6-4, 180 Fr. Cincinnati, Ohio

- First-year freshman who made the team as a walk-on.
- Made his UC debut vs. Illinois State (11/22/05).
- Size is a plus for his contributions in practice.
- Conference Player of the Year as a senior at Indian Hill High in Cincinnati.
- Honorable mention all-state.
- Helped team to a 20-2 record as a senior.
- Third team all-state selection in soccer, also earning all-district honors.

2005-06 Game-by-Game Statistics

	Min	Fg-Fga	3g-3ga	Ft-Fta	Pts	Reb	Ast	St	Blk	TO	Pf
Murray State	dnp										
Illinois State	1	0-0	0-0	0-0	0	0	0	0	0	0	0
Holy Cross	1	0-0	0-0	0-0	0	1	0	0	0	0	0
Dayton											


*denotes games started

Career Highs

Points	0	FTA	0
FG	0	Rebounds ...	1 Holy Cross (11/25/05)
FGA	0	Assists	0
3FG	0	Steals	0
3FGA	0	Blocks	0
FT	0		

CAREER STATISTICS

Season	G-GS	Min -Avg	FG -FGA Pct	3G -3GA Pct	FT -FTA Pct	PTS -Avg	REB -Avg	AST -Avg	St Blk	Dk	TO	PF-D
2005-06	2-0	2-1.0	0-0 —	0-0 —	0-0 —	0-0.0	1-0.5	0-0.0	0 0	0	0	0-0
Career	2-0	2-1.0	0-0 —	0-0 —	0-0 —	0-0.0	1-0.5	0-0.0	0 0	0	0	0-0



51 ERICK MURRAY

6-5, 230 Jr. Westerville, Ohio

- Saw his first action of the season vs. Illinois State (11/22/05), scoring a point and grabbing a rebound.
- Joined the team as a walk-on in 2004-05 during preseason drills.
- Size enables him to make valuable contributions in practice and as a role player in games.
- Tied his career scoring high with two points in the win over Marquette (2/24/05).
- Saw his most extensive playing time of the season vs. DePaul (2/12/05), playing nine minutes, and scored two points and grabbed a pair of rebounds.
- Tied a career high with two rebounds vs. No. 9 Louisville (2/2/05).
- Scored his first collegiate field goal in the win over Charlotte (1/19/05).
- Grabbed two rebounds in a minute of action vs. Northern Iowa (11/24/04).
- Played a career-high three minutes vs. Jackson State (12/20/04).
- Earned two basketball letters at Westerville North High where he earned honorable mention all-league honors as a junior.
- Garnered three letters in soccer.
- Began high school career at Mountain Point High in Tempe, Ariz. and led the soccer team in scoring as a freshman.

2004-05 Game-by-Game Statistics

	Min	Fg-Fga	3g-3ga	Ft-Fta	Pts	Reb	Ast	St	Blk	TO	Pf
Murray State	dnp										
Illinois State	3	0-0	0-0	1-2	1	1	0	0	0	0	1
Holy Cross	1	0-0	0-0	0-0	0	0	0	0	0	0	0
Dayton											

*denotes games started

Career Highs

Points	2 multiple opp.	FTA	2 multiple opp.
FG	1 Charlotte (1/19/05)	Rebounds .	2 multiple opp.
FGA	1 multiple opp.	Assists	1 Longwood (12/30/04)
3FG	0	Steals	0
3FGA	0	Blocks	0
FT	2 Marquette (2/24/05)		

CAREER STATISTICS

Season	G-GS	Min -Avg	FG -FGA Pct	3G -3GA Pct	FT -FTA Pct	PTS -Avg	REB -Avg	AST -Avg	St Blk	Dk	TO	PF-D
2004-05	22-0	39-1.8	2-8 .250	0-0 —	2-2 1.000	6-0.3	10-0.5	1-0.0	0 0	0	2	4-0
2005-06	2-0	4-2.0	0-0 —	0-0 —	1-2 .500	1-0.5	1-0.5	0-0.0	0 0	0	0	1-0
Career	24-0	43-1.8	2-8 .250	0-0 —	3-4 .750	7-0.3	11-0.5	1-0.0	0 0	0	2	5-0



10 PAT WATT

5-10, 190 Fr.

Cincinnati, Ohio

- First-year freshman who made the team as a walk-on.
- Made his UC debut vs. Illinois State (11/22/05).
- Played both football and basketball at Moeller High in Cincinnati.
- First team all-league selection as a point guard.
- First team all-state selection as a wide receiver in football.
- Helped football team to a 10-3 record and the regional finals of the state playoffs.
- Was ranked No. 2 in his graduating class.

2005-06 Game-by-Game Statistics

	Min	Fg-Fga	3g-3ga	Ft-Fta	Pts	Reb	Ast	St	Blk	TO	Pf
Murray State	dnp										
Illinois State	1	0-1	0-0	0-0	0	0	0	0	0	0	0
Holy Cross	1	0-1	0-1	0-0	1	0	0	0	0	0	0
Dayton											

*denotes games started

Career Highs

Points	0	FTA	0
FG	0	Rebounds ...	1 Holy Cross (11/25/05)
FGA	1 multiple opp.	Assists	0
3FG	0	Steals	0
3FGA	1 Holy Cross (11/25/05)	Blocks	0
FT	0		

CAREER STATISTICS

Season	G-GS	Min	-Avg	FG-FGA	Pct	3G-3GA	Pct	FT-FTA	Pct	PTS-Avg	REB-Avg	AST-Avg	St	Blk	Dk	TO	PF-D
2005-06	2-0	2	-1.0	0-2	.000	0-1	.000	0-0	—	0-0.0	1-0.5	0-0.0	0	0	0	0	0-0
Career	2-0	2	-1.0	0-2	.000	0-1	.000	0-0	—	0-0.0	1-0.5	0-0.0	0	0	0	0	0-0

2005-06 UNIVERSITY OF CINCINNATI MEN'S BASKETBALL STATISTICS

Overall Record: 3-0

BIG EAST Conference: 0-0

	<u>G-GS</u>		<u>Min-Avg</u>		<u>FG-FGA Pct</u>		<u>3-POINT FG-FGA Pct</u>		<u>FT-FTA Pct</u>		<u>SCORING</u>	<u>REBOUND</u>	<u>ASSISTS</u>	<u>Stl</u>	<u>Blk</u>	<u>Dnk</u>	<u>TO</u>	<u>PF-DQ</u>							
	<u>Pts</u>	<u>-Avg</u>	<u>Reb-Avg</u>	<u>Ast-Avg</u>	<u>Pts</u>	<u>-Avg</u>	<u>Reb-Avg</u>	<u>Ast-Avg</u>	<u>Pts</u>	<u>-Avg</u>	<u>Reb-Avg</u>	<u>Ast-Avg</u>													
WHITE	3	-3	109	-36.3	20	-39	.513	4	-13	.308	14	-15	.933	58	-19.3	14	-4.7	6	-2.0	6	2	1	8	8	0
Career	93	-57	2341	-25.2	271	-639	.424	75	-239	.314	174	-230	.757	791	-8.5	367	-3.9	255	-2.7	87	49	26	179	195	-1
DOWNEY	3	-1	68	-22.7	11	-19	.579	3	-5	.600	12	-16	.750	37	-12.3	7	-2.3	9	-3.0	8	0	0	7	9	0
Career	3	-1	68	-22.7	11	-19	.579	3	-5	.600	12	-16	.750	37	-12.3	7	-2.3	9	-3.0	8	0	0	7	9	0
HICKS	3	-3	106	-35.3	12	-36	.333	0	-2	.000	7	-9	.778	31	-10.3	26	-8.7	7	-2.3	4	6	2	3	7	0
Career	92	-34	2054	-22.3	280	-541	.518	4	-19	.211	187	-333	.562	751	-8.2	585	-6.4	49	-0.5	42	149	74	101	190	0
KIRKLAND	3	-3	93	-31.0	7	-29	.241	1	-13	.077	8	-10	.800	23	-7.7	8	-2.7	4	-1.3	4	3	1	8	4	0
Career	86	-36	1643	-19.1	201	-525	.383	56	-162	.346	145	-198	.732	603	-7.0	268	-3.1	160	-1.9	37	43	6	122	160	-1
ALLEN	3	-0	23	-7.7	7	-11	.636	5	-5	1.000	3	-4	.750	22	-7.3	7	-2.3	0	-0.0	0	2	0	3	3	-0
Career	3	-0	23	-7.7	7	-11	.636	0	-5	.000	3	-4	.750	22	-7.3	7	-2.3	0	-0.0	0	2	0	3	3	-0
McGOWAN	3	-3	81	-27.0	9	-20	.450	1	-3	.333	3	-6	.500	22	-7.3	20	-6.7	4	-1.3	2	0	1	1	6	-0
Career	3	-3	81	-27.0	9	-20	.450	1	-3	.333	3	-6	.500	22	-7.3	20	-6.7	4	-1.3	2	0	1	1	6	0
TILFORD	3	-0	31	-10.3	7	-10	.700	1	-2	.500	3	-4	.750	18	-6.0	2	-0.7	3	-1.0	0	0	0	2	4	-0
Career	3	-0	31	-10.3	7	-10	.700	1	-2	.500	3	-4	.750	18	-6.0	2	-0.7	3	-1.0	0	0	0	2	4	-0
MUHAMMAD	3	-2	76	-25.3	5	-16	.313	2	-9	.222	1	-1	1.000	13	-4.3	7	-2.3	10	-3.3	2	0	0	8	8	-0
Career	36	-20	923	-25.6	120	-326	.368	64	-187	.342	52	-68	.765	356	-9.9	105	-2.9	99	-2.8	24	1	0	78	91	-0
COLEMAN	3	-0	30	-10.0	1	-4	.250	1	-2	.500	4	-8	.500	7	-2.3	7	-2.3	2	-0.7	1	1	0	0	1	-0
Career	3	-0	30	-10.0	1	-4	.250	1	-2	.500	4	-8	.500	7	-2.3	7	-2.3	2	-0.7	1	1	0	0	1	-0
MURRAY	2	-0	4	-2.0	0	-0	—	0	-0	—	1	-2	.500	1	-0.5	1	-0.5	0	-0.0	0	0	0	0	1	-0
Career	24	-0	43	-1.8	2	-8	.250	0	-0	—	3	-4	.750	7	-0.3	11	-0.5	1	-0.0	0	0	0	2	5	-0
MILLER	2	-0	2	-1.0	0	-0	—	0	-0	—	0	-0	—	0	-0.0	1	-0.5	0	-0.0	0	0	0	0	0	-0
Career	2	-0	2	-1.0	0	-0	—	0	-0	—	0	-0	—	0	-0.0	1	-0.5	0	-0.0	0	0	0	0	0	-0
WATT	2	-0	2	-1.0	0	-2	.000	0	-1	.000	0	-0	—	0	-0.0	1	-0.5	0	-0.0	0	0	0	0	0	-0
Career	2	-0	2	-1.0	0	-2	.000	0	-1	.000	0	-0	—	0	-0.0	1	-0.5	0	-0.0	0	0	0	0	0	-0
MOORE	-	-	-	-	-	-	—	-	-	—	0	-0	—	-	-	-	-	-	-	-	-	-	-	-	-
Career	70	-6	808	-11.5	75	-172	.436	17	-54	.315	49	-72	.681	216	-3.1	77	-1.1	143	-2.0	58	20	0	80	80	-0
TEAM																									
CINCINNATI	3		625	-41.7	79	-186	.425	18	-55	.327	56	-75	.747	232	-77.3	114	-38.0	45	-15.0	27	14	5	40	51	0
OPPONENTS	3		625	-41.7	66	-184	.359	22	-63	.349	35	-43	.814	189	-63.0	113	-37.7	41	-13.7	17	9	3	60	66	-2

Jump Balls: UC -2, Opp-2

Dead Ball Rebounds: UC-18, Opp-7

2005-06 UNIVERSITY OF CINCINNATI MEN'S BASKETBALL STATISTICS

Records

OVERALL:	3-0	HOME:	3-0
*CONFERENCE:	0-0	@AWAY:	0-0
%OVERTIME:	1-0	#NEUTRAL:	0-0

Game-By-Game Scoring/Rebounding

Game Starter Stats in **Bold**

+Points/Assists

Date	Score	Opponent	Rank†	Attn	Hicks	White	KirkInd	Mhmd+	McGwn	Moor+	Dwny+	Tlfrd+	Colmn	Allen	Murray	Miller	Watts
Nov. 19	79 -75 ot	MURRAY STATE (WXIX)	8,088	18/10	21/5	5/3	8/3	9/10	DND	4/3	8/1	4/1	2/1	—	—	—
Nov. 22	76 -59	ILLINOIS STATE (WXIX)	8,802	8/11	18/6	10/3	0/3	4/3	DND	21/3	4/1	1/3	9/1	1/1	0/0	0/0
Nov. 25	77 -55	HOLY CROSS	8,902	5/5	19/3	8/2	5/4	9/7	DID	12/3	6/0	2/3	11/5	0/0	0/1	0/1
Nov. 29		DAYTON (WXIX)	8:00													
Dec. 3		MEMPHIS (ESPN)	3:00													
Dec. 10		at Vanderbilt (WXIX)	6:00													
Dec. 14		OHIO (WXIX)	8:00													
Dec. 17		TENN.-TECH (1) (WXIX)	7:00													
Dec. 19		ARK.-MONTICELLO (1) (WXIX)	7:00													
Dec. 22		vs. Dayton (2)	10:30													
Dec. 23		vs. LSU (2)	10:30													
Dec. 28		MIAMI (Ohio) (3) (WXIX)	8:00													
Dec. 30		NORTH CAROLINA A&T (WXIX)	7:00													
Jan. 4		DePAUL* (WXIX)	8:00													
Jan. 7		at Marquette* (ERT-WXIX)	12:00													
Jan. 9		at Connecticut* (ESPN)	7:00													
Jan. 14		SYRACUSE* (WXIX)	8:00													
Jan. 19		at Xavier (4) (ESPN)	9:00													
Jan. 22		RUTGERS* (WXIX)	2:00													
Jan. 25		at Louisville* (ESPN2)	7:30													
Jan. 28		at Georgetown* (ESPN2)	12:00													
Jan. 31		USF* (WXIX)	8:00													
Feb. 4		at West Virginia* (ERT-WXIX)	12:00													
Feb. 6		LOUISVILLE* (ESPN2)	7:00													
Feb. 12		at Pittsburgh* (WXIX)	2:00													
Feb. 15		at Syracuse* (ESPN)	7:30													
Feb. 17		PROVIDENCE* (WXIX)	8:00													
Feb. 23		VILLANOVA* (ESPN)	9:00													
Feb. 28		at Seton Hall* (WXIX)	8:00													
Mar. 4		WEST VIRGINIA* (ESPN)	12:00													
Mar. 9-12		BIG EAST Tournament (ESPN)	tba													
		Madison Square Garden, New York															

†Rank (AP/USA Today-ESPN) at the time of the game.
All times EST and subject to change.

- (1) Las Vegas Holiday Classic, Cincinnati, Ohio
- (2) Las Vegas Holiday Classic, Las Vegas, Nev.
- (3) U.S. Bank Arena, Cincinnati, Ohio
- (4) Skyline Chili Crosstown Shootout

ATTENDANCE	
Home	25,792 -8,597
Away	-
Neutral	-
Total	25,792 -8,597

MISCELLANEOUS	UC	OPP
First Half Scoring	107 -35.7	93 -31.0
Second Half Scoring	116 -38.7	91 -30.3
Overtime	9 -9.0	5 -5.0
Points Off Turnovers	54 -18.0	30 -10.0
Second Chance Points	27 -9.0	33 -11.0
Bench Scoring	78 -26.0	50 -16.7