

2015-16 SCHEDULE/RESULTS

Day/Date	Opponent	TV	Time/Result
Tues./Nov. 3	Grand Valley State (Exh.)	Bearcats TV	W, 93-63
Sat./Nov. 7	Bellarmine (Exh.)	Bearcats TV	W, 81-60
Fri./Nov. 13	Western Carolina	ESPN3	W, 97-72
Sun./Nov. 15	Robert Morris	FSO/ESPN3	W, 106-44
Wed./Nov. 18	at Bowling Green	ESPN3	W, 83-50

BARCLAYS CENTER CLASSIC

Sun./Nov. 22	1-Ark-Pine Bluff	FSO/ESPN3	W, 99-50
Tues./Nov. 24	1-SE Louisiana	FSO/ESPN3	W, 64-49
Fri./Nov. 27	2-vs. Nebraska	ASN/ESPN3	W, 65-61
Sat./Nov. 28	2- vs. George Washington	ASN/ESPN3	W, 61-56

Wed./Dec. 2	Butler (rv/25)	CBSSN	L, 76-78
Sun./Dec. 6	Morgan State	ASN/ESPN3	W, 87-66
Sat./Dec. 12	3-at Xavier (12/13)	FOX	L, 55-65
Tues./Dec. 15	Norfolk State	ESPNU	W, 75-59
Sat./Dec. 19	at VCU	CBSSN	W, 69-63
Tues./Dec. 22	Iowa State (11/9)	ESPN2	L, 79-81
Tues./Dec. 29	Temple •	ESPN2	3 p.m.
Sat./Jan. 2	Tulsa •	ESPNU	4 p.m.
Thurs./Jan. 7	at SMU •	ESPN/ESPN2	7 p.m.
Sun./Jan. 10	at USF •	ESPNNews	Noon
Wed./Jan. 13	Houston •	ESPNU	7 p.m.
Sat./Jan. 16	at Temple •	ESPNU	Noon
Thurs./Jan. 21	Memphis •	ESPN/ESPN2	7 p.m.
Sun./Jan. 24	Tulane •	ESPNU	Noon
Thurs./Jan. 28	at UConn •	ESPN/ESPN2	7 p.m.
Thurs./Feb. 4	USF •	CBSSN	8 p.m.
Sat./Feb. 6	at Memphis •	ESPN/ESPN2	Noon
Tues./Feb. 9	at UCF •	ESPNNews	7 p.m.
Sat./Feb. 13	East Carolina •	ESPNU	4 p.m.
Thurs./Feb. 18	at Tulsa •	CBSSN	9 p.m.
Sat./Feb. 20	UConn •	ESPN/ESPN2	TBA
Sat./Feb. 27	at East Carolina •	ESPNU	Noon
Thurs./Mar. 3	at Houston •	CBSSN	9 p.m.
Sun./Mar. 6	SMU •	CBS	Noon

AMERICAN CHAMPIONSHIP

Mar. 10-13	4-TBA	ESPN Networks	TBA
------------	-------	---------------	-----

NCAA CHAMPIONSHIP

Mar. 15-16	5-First Four	Turner	TBA
Mar. 17-20	6-Second & Third Rds	CBS/Turner	TBA
Mar. 24-27	7-Regional Semis & Finals	CBS/Turner	TBA
Apr. 2 & 4	8-Final Four & Champ	CBS/Turner	TBA

Notes: All times listed are Eastern. Home games are in **boldface**.

(•) - Denotes American Athletic Conference game.

Key: CBSSN-CBS Sports Network; FSO/ESPN3 - Game will be televised regionally by FOX Sports Ohio and is also available on ESPN3 outside the FSO viewing area. ASN - American Sports Network: WKRC (CBS Local 12) orWSTR (MyTV 33) in Cincinnati ESPN/ESPN2 - Game will be televised by either ESPN or ESPN2 with decision made two weeks prior.

1-Brooklyn Hoops Classic (campus sites); 2-Brooklyn Hoops Classic (Barclays Center); 3-Skyline Chili Crosstown Shootout; 4-American Championship (Amway Center).

CINCINNATI ATHLETIC COMMUNICATIONS

Asst. AD/Primary Basketball Contact: Andre Foushee

Office/Cell Phone: (513) 556-5182/(859) 797-7871

Press Row Phone: (513) 556-3800

Email Address: Andre.Foushee@uc.edu

Website: GoBears.com

THIS IS CINCINNATI BASKETBALL

2 NATIONAL TITLES • 6 FINAL FOURS • 8 ELITE EIGHTS • 10 SWEET SIXTEENS • 29 NCAA TOURNAMENTS • 38 CONFERENCE CHAMPIONSHIPS



GAME 14:
TEMPLE (5-5, 0-0 AMERICAN)
AT ^{22/23} CINCINNATI (10-3, 0-0 AMERICAN)
 Tuesday, Dec. 29 • 3 p.m. (ET) • Fifth Third Arena • Cincinnati, Ohio



GAME AT A GLANCE

Series Info: 25th Meeting; Cincinnati leads 17-7 overall; UC leads 7-1 in Cincinnati, 4-3 in Philadelphia, and 6-3 at neutral sites.

Last Meeting: Temple won 75-59 on Feb. 10, 2015 in Philadelphia, Pa.

Streak: Temple - 1

Coaches: Mick Cronin is in his 10th season at Cincinnati (195-121); 13th season overall (264-145)

Fran Dunphy is in his 10th season at Temple (198-113); 27th season overall (508-276)

AP/USA Today Rankings (Dec. 28): Cincinnati (22/23); Temple (-/-).

Radio: 700 WLW; Dan Hoard provides play-by-play with color analyst Chuck Machock.

TV: ESPN2; Doug Sherman provides play-by-play with color analyst Len Elmore.

UC Twitter Pages: @GoBears and @GoBearsMBB

CINCINNATI PROBABLE STARTERS & RESERVES

NO.	NAME	POS.	HT.	WT.	CL.-EXP.	HOMETOWN	GP-GS	PPG	RPG	APG	MIN
10	Troy Caupain	G	6-4	205	Jr.-2L	Midlothian, Va.	13-13	10.8	3.0	4.5	30.2
21	Farad Cobb	G	6-1	170	Sr.-1L	West Palm Beach, Fla.	13-13	11.8	1.8	1.6	23.2
24	Shaq Thomas	F	6-7	210	R-Sr.-3L	Paterson, N.J.	13-13	7.9	5.1	2.0	22.8
11	Gary Clark	F	6-8	235	So.-1L	Clayton, N.C.	13-13	10.0	8.2	1.2^	27.3
2	Octavius Ellis	F	6-10	235	Sr.-1L	Memphis, Tenn.	13-13	10.0	7.8	1.5^	23.8

OFF THE BENCH

1	Jacob Evans III	G/F	6-6	210	Fr.-HS	Baton Rouge, La.	13-0	8.4	4.2	1.5	20.2
25	Kevin Johnson	G	6-3	180	Jr.-2L	Cincinnati, Ohio	13-0	6.5	1.6	1.7	19.5
22	Coreontae DeBerry	C	6-9	265	Sr.-1L	Holland, Mich.	13-0	6.0	4.2	1.2^	15.2
3	Justin Jenifer	G	5-10	175	Fr.-HS	Baltimore, Md.	13-0	3.5	0.8	1.8	10.2
0	Quadri Moore	F	6-8	220	So.-1L	Linden, N.J.	10-0	3.4	1.9	0.6*	9.0
45	Zack Tobler	F	6-5	240	Jr.-2L	Fort Mitchell, Ky.	4-0	1.8	0.8	0.3	2.3
13	Tre Scott	F	6-8	225	Fr.-HS	Darien, Ga.	--	21.6#	14.1#	3.5^#	--

Starters based on last game; # - Statistics from senior season of high school; ^ - Blocks; * - Steals

CINCINNATI STORYLINES

- » Jacob Evans was named The American's Rookie of the Week on Monday. The freshman swingman scored 14 points on 4-of-8 shooting with a pair of threes, five rebounds, two assists and two blocks in 26 minutes off the bench against No. 11 Iowa State on Dec. 22.
- » Farad Cobb enters the week leading The American with 34 three-pointers while ranking second in the league in three-pointers per game (2.6) and fourth in three-point field-goal percentage (.459). His shooting percentage from beyond the arc also ranks 31st in the nation.
- » Over the last three games, Gary Clark is averaging 14.0 points while shooting 68.0 percent (17 of 25) from the field to go with 8.3 rebounds.
- » Troy Caupain has scored in double figures in seven of the last nine games while averaging a team-high 12.7 points with 3.2 rebounds, 4.2 assists and only 1.2 turnovers in 33.6 minutes.
- » All three of Cincinnati's losses this season have come against teams currently ranked in the AP Top 25 poll - including setbacks to No. 6 Xavier, No. 9 Butler and No. 11 Iowa State.
- » The Bearcats are 22-3 in conference openers since 1990 (start of the Bob Huggins coaching era), having won six consecutive games.
- » Cincinnati enters its third season of American Athletic Conference play tied with SMU for the most league home wins at 16.
- » Cincinnati is one of 11 teams to make the NCAA tournament each of the past five seasons.

2015-16 CINCINNATI BASKETBALL • GAME 14 • AMERICAN ATHLETIC CONFERENCE OPENER VS. TEMPLE

2015-16 NUMERICAL ROSTER							
NO.	NAME	POS.	HT.	WT.	CLASS	EXP.	HOMETOWN / PREVIOUS SCHOOLS
0	Quadri Moore	F	6-8	220	So.	1L	Linden, N.J./Linden HS
1	Jacob Evans III	G/F	6-6	210	Fr.	HS	Baton Rouge, La./St. Michael the Archangel
2	Octavius Ellis	F	6-10	235	Sr.	1L	Memphis, Tenn./Trinity Valley College (Texas)
3	Justin Jenifer	G	5-10	175	Fr.	HS	Baltimore, Md./Milford Mill Academy
10	Troy Caupain	G	6-4	205	Jr.	2L	Midlothian, Va./Cosby HS (Va.)
11	Gary Clark	F	6-8	235	So.	1L	Clayton, N.C./Clayton HS
13	Tre Scott	F	6-8	225	Fr.	HS	Darien, Ga./McIntosh County Academy
21	Farad Cobb	G	6-1	170	Sr.	1L	West Palm Beach, Fla./Northwest Florida State College
22	Coreontae DeBerry	C	6-9	265	Sr.	1L	Holland, Mich./Hutchinson Community College
24	Shaq Thomas	F	6-7	210	R-Sr.	3L	Paterson, N.J./NIA Prep School
25	Kevin Johnson	G	6-3	180	Jr.	2L	Cincinnati, Ohio/Summit Country Day School
32	Kyle Washington*	F	6-9	240	Jr.	Tr.	Champlin, Minn./NC State
45	Zack Tobler	F	6-5	240	Jr.	2L	Fort Mitchell, Ky./Covington Catholic HS

2015-16 ALPHABETICAL ROSTER							
NO.	NAME	POS.	HT.	WT.	CLASS	EXP.	HOMETOWN / PREVIOUS SCHOOLS
10	Troy Caupain	G	6-4	205	Jr.	2L	Midlothian, Va./Cosby HS (Va.)
11	Gary Clark	F	6-8	235	So.	1L	Clayton, N.C./Clayton HS
21	Farad Cobb	G	6-1	170	Sr.	1L	West Palm Beach, Fla./Northwest Florida State College
22	Coreontae DeBerry	C	6-9	265	Sr.	1L	Holland, Mich./Hutchinson Community College
2	Octavius Ellis	F	6-10	235	Sr.	1L	Memphis, Tenn./Trinity Valley College (Texas)
1	Jacob Evans III	G/F	6-6	210	Fr.	HS	Baton Rouge, La./St. Michael the Archangel
3	Justin Jenifer	G	5-10	175	Fr.	HS	Baltimore, Md./Milford Mill Academy
25	Kevin Johnson	G	6-3	180	Jr.	2L	Cincinnati, Ohio/Summit Country Day School
0	Quadri Moore	F	6-8	220	So.	1L	Linden, N.J./Linden HS
13	Tre Scott	F	6-8	225	Fr.	HS	Darien, Ga./McIntosh County Academy
24	Shaq Thomas	F	6-7	210	R-Sr.	3L	Paterson, N.J./NIA Prep School
45	Zack Tobler	F	6-5	240	Jr.	2L	Fort Mitchell, Ky./Covington Catholic HS
32	Kyle Washington*	F	6-9	240	Jr.	Tr.	Champlin, Minn./NC State

* - Will sit out the 2015-16 season due to NCAA transfer rules.

Coaching Staff

Head Coach: Mick Cronin (10th season at UC; 13th season overall)
Associate Head Coach: Larry Davis
Assistant Coaches: Darren Savino, Antwon Jackson
Director of Basketball Operations: Drew Seidenberger
Director of Student-Athlete Development: Mark Berger
Asst. Director of Student-Athlete Development: JaQuon Parker

Video Coordinator: T.J. Wolf
Program Assistant: Greg Youncofski
Head Athletic Trainer: Robb Williams
Director of Strength & Conditioning: Mike Rehfeldt
Assistant Director of Equipment: Andy Frigge

PRONUNCIATION GUIDE	
Troy Caupain	co-PAIN
Coreontae DeBerry	COREY-on-tay
Quadri Moore	qua-DREE

ROSTER INFORMATION	
By State/Country	
Florida	(1) Farad Cobb
Georgia	(1) Tre Scott
Kentucky	(1) Zack Tobler
Louisiana	(1) Jacob Evans
Maryland	(1) Justin Jenifer
Michigan	(1) Coreontae DeBerry
Minnesota	(1) Kyle Washington
New Jersey	(2) Quadri Moore, Shaq Thomas
North Carolina	(1) Gary Clark
Ohio	(1) Kevin Johnson
Tennessee	(1) Octavius Ellis
Virginia	(1) Troy Caupain

By Class	
True Freshmen	(3) Jacob Evans III, Justin Jenifer, Tre Scott
Sophomores	(2) Gary Clark, Quadri Moore
Juniors	(4) Troy Caupain, Kevin Johnson, Zack Tobler, Kyle Washington
Seniors	(3) Farad Cobb, Coreontae DeBerry, Octavius Ellis
R-Seniors	(1) Shaq Thomas

By Height	
6-10	Octavius Ellis
6-9	Coreontae DeBerry, Kyle Washington
6-8	Gary Clark, Quadri Moore, Tre Scott
6-7	Shaq Thomas
6-6	Jacob Evans III
6-5	Zack Tobler
6-4	Troy Caupain
6-3	Kevin Johnson
6-1	Farad Cobb
5-10	Justin Jenifer

QUICK FACTS

GENERAL INFORMATION

Location	Cincinnati, Ohio 45221
Founded	1819
Enrollment	44,096
Nickname	Bearcats
Colors	Red (PMS: 186) and Black
Arena (Capacity)	Fifth Third Arena (13,176)
Affiliation	NCAA Division I
Conference	American
President	Dr. Santa J. Ono
Alma mater/year	Chicago, '84
Director of Athletics	Mike Bohn
Alma mater/year	Kansas, '83
Faculty Representative	Dr. David M. Szymanski
Department of Athletics Phone	(513) 556-4603
Athletics Ticket Office Phone	(877) CATS-TIX

ATHLETIC COMMUNICATIONS

Asst. AD/Primary Basketball Contact	Andre Foushee
Office/Cell Phone	(513) 556-5182/(859) 797-7871
Press Row Phone	(513) 556-3800
Email Address	Andre.Foushee@uc.edu
Secondary Basketball Contact	TBA
Office/Cell Phone	TBA/TBA
Email Address	TBA
Website	GoBearcats.com
Twitter	@GoBearcats and @GoBearcatsMBB

BASKETBALL STAFF

Head Coach	Mick Cronin (Cincinnati '97)
Basketball Office Phone	(513) 556-5847
Associate Head Coach	Larry Davis (Asbury '78)
Assistant Coach	Darren Savino (Jersey City '94)
Assistant Coach	Antwon Jackson (Pikeville College '93)
Director of Operations	Drew Seidenberger (Cincinnati '09)
Dir. of Student-Ath. Devel.	Mark Berger (Cincinnati '01)
Asst. Dir. of Student-Ath. Devel.	JaQuon Parker (Cincinnati '14)
Video Coordinator	T.J. Wolf (Murray State '07)
Program Assistant	Greg Youncofski (Kansas '13)
Assoc. AD/Sports Medicine	Bob Mangine (Pittsburgh '73)
Head Athletic Trainer	Robb Williams (Ohio State '82)
Dir. /Strength & Condition	Mike Rehfeldt (St. Cloud St. '05)
Administrative Assistant	Winona Shaw-Gunn

HISTORY

First year of basketball	1901-02
All-time record (entering the season)	1,705-986 (.634)
NCAA appearances/last	29/2015
All-time record	44-28 (.611)
Final Four appearances/last	6/1992
Elite Eight appearances/last	8/1996
Sweet 16 appearances/last	10/2012
Conference Championships/last	38/2014
Postseason NIT appearances/last	10/2010
All-time record	8-10 (.444)

TEAM INFORMATION

2014-15 Record	23-11
American Athletic Conference Record (Place)	13-5 (T-3rd)
Starters returning/lost	5/0
Letterwinners returning/lost	9/4
Percent of scoring returning	88.0 percent (1,860 of 2,113)
Percent of rebounding returning	88.2 percent (950 of 1,077)

GAME PREVIEW

- » No. 22/23 Cincinnati (10-3) opens American Athletic Conference action Tuesday afternoon when it plays host to Temple (5-5).
- » Tip-off is set for 3 p.m. at Fifth Third Arena. The game will be broadcast on ESPN2 and 700 WLW.
- » Fans can purchase tickets at GoBears.com or by calling 1-877-CATS-TIX.
- » The Bearcats haven't played since an exciting 81-79 home loss to then-No. 11 Iowa State on Dec. 22.
- » Troy Caupain led four Bearcats in double figures with 18 points, five rebounds and four assists. Jacob Evans had 14 points off the bench. Gary Clark contributed 10 points and a team-high nine rebounds. Farad Cobb added 10 points.
- » Abdel Nader hit a three-pointer with 11 seconds left that proved to be the difference for the Cyclones.
- » Temple last saw action on Dec. 19 in a 78-63 home win over Delaware State. Quenton Decosey led the Owls, posting a double-double with 20 points - including 11 from the free-throw line - and a game-high 12 rebounds. Josh Brown also reached double figures in scoring with 14 points, including eight from the charity stripe. The Owls made a season-high 30 free throws in the victory.
- » Tuesday marks the 25th meeting in series history with Cincinnati owning a 17-7 lead overall. The Bearcats are 7-1 against the Owl at home. Temple won the last meeting, 75-59, last season in Philadelphia, Pa.
- » The Bearcats remain home to welcome Tulsa on Saturday at 4 p.m.

SCOUTING TEMPLE

- » Temple finished nonconference play winning two of its last three, including a 78-63 home win over Delaware State on Dec. 19. The lone setback during the stretch was a 66-65 overtime home loss to Saint Joseph's.
- » The Owls rank among the American Athletic Conference leaders in free throw percentage (first at .751), assist-to-turnover ratio (second at 1.6) and three-pointers (fourth at 7.2).
- » Temple leads the nation in fewest turnovers per game (8.5). They have recorded single-digit turnovers in seven of 10 games.
- » Quenton Decosey leads all Owl scorers and ranks among the league leaders in scoring (seventh at 15.1 points), free throw percentage (seventh at .849) and rebounds (15th at 6.6).
- » Josh Brown facilitates the offense, ranking among the league leaders in assists (third at 4.7), assist-to-turnover ratio (third at 2.9), free throw percentage (sixth at .852) and minutes played (fourth at 32.9).
- » Temple was picked to finish sixth in The American in a preseason poll of the league coaches.

SERIES HISTORY

- » Cincinnati leads the all-time series 17-7 overall, including a 7-1 advantage in Cincinnati. The Bearcats also lead the series in games played in Philadelphia (4-3) and at neutral sites (4-2).
- » Temple's 75-59 win over Cincinnati on Feb. 10, 2015 in Philadelphia, snapped a four-game win streak for the Bearcats.
- » The two teams split a pair of meeting last season, with the Bearcats claiming an 84-53 win at Fifth Third Arena on Jan. 17, 2015.

- » Prior to joining The American, the last time the two team met came in an 80-71 Bearcats win on Dec. 9, 2006 at the Lenape Trail Classic in Atlantic City, N.J.

TWO OF THE WINNINGEST PROGRAMS IN COLLEGE BASKETBALL

- » Tuesday's game is a matchup of two of the nation's most successful college basketball programs.
- » Temple enters today's contest ranked fifth overall with 1,854 victories while Cincinnati is 20th with 1,715 wins.
- » The two programs combine for 3,569 wins, 60 NCAA tournament appearances, 88 postseason appearances (NCAAs and NITs), eight Final Four appearances, 13 regional finals and two national titles.

NCAA'S TOP 20 WINNINGEST PROGRAMS

RK	TEAM	WINS
1.	Kentucky	2,188
2.	Kansas	2,163
3.	North Carolina	2,150
4.	Duke	2,071
5.	Temple	1,854
6.	Syracuse	1,821
7.	UCLA	1,812
8.	Notre Dame	1,803
9.	St. John's	1,802
10.	Indiana	1,766
10.	Louisville	1,766
12.	BYU	1,747
13.	Utah	1,742
14.	Illinois	1,737
15.	Pennsylvania	1,728
16.	Texas	1,727
17.	Arizona	1,724
17.	Washington	1,724
19.	Western Kentucky	1,722
20.	Cincinnati	1,715

Games through Dec. 26.

LOOKING BACK AT LAST YEAR'S MEETINGS

- » **CINCINNATI 84, TEMPLE 53 - (JAN. 17, 2015)** - Jermaine Sanders scored a career-high 16 points to lead four Cincinnati players in double figures and the Bearcats used an explosive start to the second half to take an 84-53 victory over Temple at Fifth Third Arena.
- » Kevin Johnson added a career-best 14 points, Octavius Ellis poured in 13 and Gary Clark contributed 11.
- » Leading 29-28, the Bearcats, who shot just 32.1 percent in the first half, made their first 11 field-goal attempts after the break and went up 58-38.
- » Cincinnati (12-5, 3-2 American) finished 20 of 26 for 76.9 percent in the second half to end up at 53.7 for the game. The lead reached a high of 35 points with 2:31 left.
- » Jesse Morgan led Temple (12-7, 3-3) with 15 points with Obi Enechionya adding 14. The Owls were without senior point guard and captain Will Cummings (12.9 points per game), who has been hampered by a strained muscle in his lower left leg.
- » **TEMPLE 75, CINCINNATI 59 - (FEB. 10, 2015)** - Farad Cobb scored 13 points, Shaq Thomas contributed 11 and Troy Caupain had 10 but Cincinnati fell at Temple 75-59.
- » Will Cummings scored 21 points, added five assists, and four steals to lead Temple. Jaylen Bond added 16 points and Jesse Morgan finished with 12 for the Owls.

- » Temple never trailed, scoring 27 points off 17 Cincinnati turnovers. The Owls also outscored the Bearcats 16-3 in second-chance points.
- » The Bearcats cut their 11-point halftime deficit to five with 13:27 left and had a chance to get closer when Kevin Johnson came up with a steal, but Johnson missed a pull-up jumper and Cummings scored at the other end to push the Owls' lead back to seven.
- » After Johnson's missed shot, UC was outscored, 17-5. By the 5:17 mark of the second half, Temple's lead had ballooned to 62-45.
- » Box scores from both of these meetings are at the end of this notes packet.

LEAGUE OPENERS

- » The Bearcats are 22-3 in conference openers since 1990 (start of the Bob Huggins coaching era).
- » Cincinnati is 7-2 in league lid lifters during the Mick Cronin coaching era, having won six consecutive games.

MOST LEAGUE HOME WINS

- » Cincinnati enters its third season of American Athletic Conference play tied with SMU for most league home wins at 16.
- » The Bearcats were 8-1 at Fifth Third Arena in the inaugural season of the league when Cincinnati shared the 2014 regular-season championship with Louisville. Cincinnati's only league home loss came to Louisville 58-57 on Feb. 22, 2014.
- » Last season, the Bearcats posted another 8-1 home record during conference action. Their only home loss came on a 30-foot buzzer beater by Tulane in a 50-49 affair on Feb. 14, 2015.

MOST LEAGUE HOME WINS IN AMERICAN CONFERENCE

RK	TEAM	2013-14	2014-15	TOTAL
1.	Cincinnati	8-1	8-1	16-2
1.	SMU	8-1	8-1	16-2
3.	UConn	7-2	7-2	14-4
4.	Memphis	7-2	5-4	12-6
5.	Temple	3-6	7-2	10-8
6.	Houston	6-3	3-6	9-9
7.	Tulsa	---	7-2	7-2
8.	UCF	3-6	3-6	6-12
9.	East Carolina	---	5-4	5-4
10.	USF	1-8	3-6	4-14
11.	Tulane	---	1-8	1-8

Current league members listed only.

RECAPPING CINCINNATI'S PLAY IN THE AMERICAN LAST SEASON

- » Cincinnati tied for third in the American last season, posting a 13-5 league record.
- » The Bearcats were the only squad in The American to defeat every other league team at least once.
- » Though Cincinnati finished tied for third in league standings with Temple, the Bearcats swept SMU (the league's regular-season and conference tournament winner) and won at Tulsa (the league's second-place finisher).
- » Octavius Ellis was named second team all-conference, finishing as the only player in the league listed among the top four in blocks (third at 2.0), field-goal percentage (third at .557) and rebounds (fourth at 7.2).

- » Troy Caupain was tabbed an honorable mention all-conference selection. He led all conference players in three-point percentage (.465) during league play.
- » Gary Clark was named to the league's all-rookie team. He finish third in the conference with 7.2 rebounds per game.

LAST TUESDAY'S GAME:

IOWA STATE 81, CINCINNATI 79

- » **CINCINNATI (AP)** - Abdel Nader's three with 11 seconds to go gave 11th-ranked Iowa State the lead, and No. 22 Cincinnati missed three shots in the closing seconds, allowing the Cyclones to hold on for an 81-79 victory on Dec. 22.
- » It was a wild finish to a game of big swings.
- » The Cyclones (10-1) led by 13 points early in the second half before Troy Caupain led the Bearcats back. Kevin Johnson's 15-foot jumper gave Cincinnati (10-3) its first lead with 4:22 left.
- » After Caupain made one of his two free throws for a 79-78 lead with 33 seconds left, the Cyclones called a timeout and set up a play that would try to get either a 3-point shot for Matt Thomas or a close-up basket by Georges Niang, who had 24 points and 10 rebounds.
- » Niang wound up with the ball but no open shot, so he passed it to the unguarded Nader, who didn't hesitate to let it fly.
- » Cincinnati set up a play for Caupain to try to get inside the defense and draw a foul. He didn't see an opening and shot a 3-pointer that was long. Gary Clark got the rebound and was short on his put-back attempt. Farad Cobb then missed a 3 at the buzzer.
- » The Bearcats have lost both of their games against ranked teams, falling to crosstown rival Xavier 65-55.
- » Iowa State was playing its first true road game and coming off its only loss, 81-79 loss to Northern Iowa.
- » The Cyclones' balanced, quick-paced offense -- five different players have scored at least 20 in a game this season -- was matched against a defense that has held six opponents under 60 points. Iowa State got the better of it at the outset, running out to a 14-2 lead. Niang repeatedly drove for layups and nine points in the first 5 minutes.
- » Iowa State got the quick pace it wanted and led the entire half, with Cincinnati getting no closer than four points after the Cyclones' initial spurt. The Cyclones led 45-38 at halftime -- the most points Cincinnati had allowed in an opening half all season.
- » The Cyclones pushed the lead back to 13 points early in the second half, but Caupain hit a 3, a layup and a pair of free throws as Cincinnati cut it to 56-53. The Bearcats cut it to two points three times, but the Cyclones stayed ahead until Johnson's jumper gave Cincinnati its first lead. Caupain's 3-pointer pushed it to 78-74 with 2:07 left.
- » Cincinnati shut down Jameel McKay, who is one of three players in the Big 12 averaging a double-double with 15.3 points and 10.6 rebounds. He managed only five points -- all on free throws -- and three rebounds.

RANKED IN BOTH POLLS FOR SIXTH WEEK

- » Cincinnati is ranked in both national polls for the sixth consecutive week with its current listing at No. 22 in the Associated Press poll and No. 23 in the USA Today poll.
- » The Bearcats climbed as high as No. 17 in both polls two weeks ago before their loss to Butler. It marked the highest ranking in the AP poll since the of the 2013-14

campaign (ranked No. 13).

- » UC returned to the national polls on Nov. 23 with a No. 24 ranking in the both the AP and USA Today listings.
- » Cincinnati has been ranked in the AP poll at some point in five of the last six seasons, climbing as high as No. 7 during the 2013-14 campaign. The Bearcats were ranked for 13 weeks in both the AP and USA polls during the 2012-13 season -- a Mick Cronin coaching-era high.
- » UC has been ranked in the AP Top 25 for 394 weeks all-time.

WHO CARES WHO GETS THE POINTS?

- » Cincinnati continues its balanced-attack on the offensive end again this season.
- » Eight players are averaging at least 6.0 points with four - Farad Cobb (11.8), Troy Caupain (10.8), Octavius Ellis (10.0) and Gary Clark (10.0) - averaging double figures.
- » The Bearcats have put at least three players in double figures in every game this season. UC has had at least four players in double figures in six games and placed a Cronin-era record eight players in double figures against Robert Morris (11/15).
- » All 10 scholarship players who have seen action have scored in double figures at least once this season.
- » Six different players have led UC in scoring this season. Seven different Bearcats led the team in scoring last season.
- » Bearcat reserves have combined to score 28 or more points in seven games this season and have outscored opponents' bench players in 11 of 13 games to date.
- » Eight Bearcats are averaging at least 15.2 minutes a game.

NO LIMITS IN COBB CITY

- » **Farad Cobb** enters the week leading The American with 34 three-pointers while ranking second in the league in three-pointers per game (2.6) and fourth in three-point field-goal percentage (.459). His shooting percentage from beyond the arc also ranks 31st in the nation.
- » He leads a balanced Bearcats offense, averaging 11.8 points. He has scored 20 points in a team-high three games this season, making three or more three-pointers in eight contests. He has registered 10 or more points in a team-high 10 games.
- » Cobb twice has been named to The American's Weekly Honor Roll, most recently on Dec. 21 after leading the Bearcats in scoring in wins over Norfolk State and VCU.
- » He scored a game-high 20 points, shooting 5 of 8 from three-point range to go with three rebounds, two assists and two steals in the Bearcats 75-59 home win over Norfolk State (12/15). He shared team-high scoring honors with Troy Caupain in Saturday's 69-63 road win at VCU, netting 15 points with a trio of three-pointers, including a triple with 1:23 left to help seal the victory.
- » Cobb also was named to the league's weekly honor roll on Nov. 23 after posting back-to-back 20-point efforts against Bowling Green (Nov. 18) and Arkansas-Pine Bluff (Nov. 22). He became the first player to score 20 or more points in consecutive games since Sean Kilpatrick tallied more than 20 points in three consecutive games during his senior season of 2013-14.

Cincinnati's Award Winners This Season

Name	Award
Octavius Ellis	American Weekly Honor Roll (Dec. 7)
	Barclays Center Classic MVP (Nov. 28)
	American Weekly Honor Roll (Nov. 16)
Troy Caupain	American Player of the Week (Nov. 30)
	Barclays Center Classic All-Tournament Team (Nov. 28)
Farad Cobb	American Weekly Honor Roll (Dec. 21)
	American Weekly Honor Roll (Nov. 23)

CLARK'S NUMBERS UP FROM LAST YEAR

- » **Gary Clark** enters the week averaging career-best numbers for points (10.0) and rebounds (8.2) almost two months into his sophomore campaign.
- » Over the last three games, Clark is averaging 14.0 points while shooting 68.0 percent (17 of 25) from the field to go with 8.3 rebounds. He tallied 19 points on 9-of-11 shooting from the field to go with seven rebounds in UC's 75-59 win over Norfolk State (12/15). He followed with a 13-points, nine-rebounds effort at VCU (12/19). Clark also made 7 of 8 free throw attempts against the Rams to help the Bearcats earn a close win. Last Tuesday against No. 11 Iowa State, Clark accounted for 10 points and nine rebounds.
- » Entering Monday, Clark ranked among the league leaders in offensive rebounds (second at 3.3), field goal shooting percentage (fourth at .641), rebounds (seventh at 8.2) and blocks (tied for ninth at 1.2). He has led the Bearcats in rebounding in five of their last seven games.
- » Clark was named to The American's All-Rookie team last year. He was the league's only freshman to rank among the conference leaders in rebounds (third at 7.2), field goal percentage (sixth at .524) and blocks (sixth at 1.3). He finished fourth on the team in scoring at 7.8 points.

DYNAMIC DUO INSIDE

- » **Octavius Ellis** and **Gary Clark** can be considered among the top frontcourt duos in the American Athletic Conference. Ellis, a preseason first team all-conference selection is averaging 10.0 points and 7.8 rebounds. Clark, a member of the league's all-rookie team last season, is averaging 10.0 points and 8.2 rebounds. The duo also has combined for 36 blocks and 26 steals this season while shooting a combined 96 of 155 (61.9 percent) from the field.
- » Through Dec. 27, Ellis and Clark ranked as the only duo in The American to be listed among the top 10 league leaders in field goal percentage (Clark-fourth at .641/Ellis-seventh at .597), rebounds (Clark-seventh at 8.2/Ellis-10th at 7.8) and blocks (Ellis-fifth at 1.5/Clark-tied for ninth at 1.2).
- » Ellis has been named to The American's Weekly Honor Roll twice already this season. He was named the MVP of the Barclays Center Classic after averaging 10.5 points and 8.0 rebounds in two games in Brooklyn.

CAUPAIN IS STEADY AT THE POINT

- » **Troy Caupain** enters conference action having performed well during the first two months of the season.
- » The junior, who turned 20-years old at the end of November, ranks second in The American and 21st nationally (through Dec. 26) with a 3.6-to-1 assist-to-turnover ratio and ranks among the league leaders in assists (fourth at 4.5).
- » He has 42 assists with only 11 turnovers over the last nine games (323 minutes played).

- » He has committed one or fewer turnovers in eight of 13 games this season.
- » Offensively, Caupain has scored in double figures in seven of the last nine games, including a season-high 18-point effort against then-No. 11 Iowa State (12/22). He also posted 17 points with four three-pointers against Nebraska (11/27).
- » During the last nine games, Caupain is averaging a team-high 12.7 points with 3.2 rebounds, 4.2 assists and only 1.2 turnovers in 33.6 minutes.
- » He was named to the Barclays Center Classic All-Tournament Team and tabbed The American's Player of the Week (11/30) after averaging a team-high 16.0 points with eight threes, four steals and seven assists with only two turnovers in 96 minutes of play in wins over Southeastern Louisiana (11/24), Nebraska (11/27) and George Washington (11/28).

THOMAS' PRODUCTION UP THIS SEASON

- » **Shaq Thomas** is enjoying his best season as a senior, averaging a career-best 7.9 points and 5.1 rebounds. Over the last four games, Thomas is shooting 51.4 percent (19 of 37) from the field.
- » He scored a career-high 15 points to go with nine rebounds and four assists against Morgan State (12/6). His 33 minutes played against Xavier tied a career high.
- » The fifth-year senior is on pace to finish among the top 10 players in school history for career games played. He enters Tuesday having seen action in 114 UC games.

EVANS PROVIDING SPARK OFF THE BENCH

- » Four-star freshman **Jacob Evans** has performed well off the bench for the Bearcats through 13 games.
- » Evans has scored in double figures in six games this season while averaging 20.2 minutes.
- » Evans (8.4 ppg, 4.2 rpg) scored a career-high 16 points on 6-of-13 shooting with four threes, four rebounds and four assists against Butler (12/2). He pulled down a career-high eight rebounds at VCU (12/19).
- » Against then-No. 11 Iowa State (12/22), Evans contributed 14 points on 4-of-8 shooting with a pair of threes and five rebounds in 26 minutes.
- » Entering Monday, Evans led The American in free-throw shooting percentage (.938), making 30 of his 32 attempts this season. He enters the Temple game having made his last 18 free throw attempts dating back to the second half of the Arkansas-Pine Bluff game (11/22).
- » He has scored in double figures in six games this season.

SAME STINGY DEFENSE

- » The Bearcats still feature a smothering defense, allowing only 61.1 points this season - ranked 18th in the nation through Dec. 26.
- » Cincinnati held then-No. 12 Xavier more than 18 points below its scoring average this season in the Bearcats' 65-55 road loss on Dec. 12. The Musketeers had scored 90 or more points in three consecutive games enter the contest.
- » George Washington is currently averaging 77.1 points but managed 56 in UC's 61-56 win in the championship game of the Barclays Center Classic (Nov. 28).
- » The Bearcats held VCU's leading scorer, Melvin Johnson, to two points on 0-of-11 shooting from the field. He entered the contest averaging 19.6 points.
- » UC also ranks among the national leaders in field-goal



FIFTH THIRD ARENA RENOVATION APPROVED

CINCINNATI - The University of Cincinnati Board of Trustees approved on Dec. 15 an \$87-million, privately funded renovation of Fifth Third Arena, home of the Bearcats men's and women's basketball and volleyball teams.

"It's a transformational day for UC Athletics and the University," Director of Athletics Mike Bohn said. "We are inspired by the passionate engagement from the Board of Trustees, campus leadership and key constituents who are making a bold commitment to our athletic program and the campus community."

"The cost of the project has grown due to complexities associated with renovating a 26-year-old building in line with our plan to construct a state-of-the-art arena that will be among the finest on-campus facilities in the nation."

Construction is scheduled to begin in April 2017 and be completed in fall 2018.

"Our entire University has grown and transformed into one of the best in the country over the past 15 years, both academically and aesthetically," Men's Basketball Head Coach Mick Cronin said. "This arena will be awesome. The planning has been meticulous and the first-class, new design is as good as I've seen across all of college basketball. This building is about our future and is a testament to the commitment our University and donors have toward our programs. Today is a great day if you love Bearcats Basketball."

The board previously approved \$2.2-million for the completion of the design development phase by Populous/Moody Nolan that resulted in the current detailed timeline.

Proposed improvements to the facility, built in 1989 and originally named the Myrl H. Shoemaker Center, include: the creation of a 360-degree seating bowl, new HD scoreboard, ribbon boards, sound system, an LED lighting system which will allow for enhanced gameday presentation, new restroom and concession facilities, a new upper-level concourse with its own fan amenities, expanded food and beverage options and a new main entrance and plaza with centralized ticketing and guest services. The renovated arena also will feature upgraded locker room spaces, expanded premium seating options, including a courtside club, arena club and concourse club as well as enclosed suites, loge seating, a new Bearcats Lounge and super suites.

"We have strong commitments through the silent giving phase, including long-term suite agreements," Bohn said.

"We anticipate a continued high degree of interest from all levels of our loyal fan base."

Those interested in making a gift to the construction of the arena should contact the UCATS office at 513-556-0735.

Men's and women's basketball and volleyball home events will be conducted off campus during the 2017-18 season while construction is underway.

percentage defense (15th at .374), blocks per game (14th at 6.1) and steals per game (26th at 8.5).

- » Seven players have at least 10 steals on the season.
- » UC's 19 steals against Arkansas-Pine Bluff tied for fourth most in school history.
- » The Bearcats have held their opponents under 70 points 47 of the last 51 games dating back to the 2013-14 season and in 104 of the last 115 contests (90.4 percent) since the start of the 2012-13 campaign.
- » The Bearcats are one of only six teams to rank among the nation's top-25 leaders in scoring defense each of the past three seasons.
- » Cincinnati has allowed its opponents a season scoring average of fewer than 60 points in four of the past five years.

DEFENSE WITHOUT FOULING

- » Cincinnati ranks fourth in the nation (through Dec. 26) for fewest fouls per game at 15.1. The Bearcats finished last season ranked 12th in the nation with 14.9 whistles called against them per contest.
- » Then-No. 12 Xavier entered the Dec. 12 matchup with Cincinnati averaging 30.2 free throw attempts per game but attempted a season-low 12 against the Bearcats, who were called for 14 fouls during the contest.
- » The Bearcats have made 31 more free throws (213) than their opponents have attempted (182) this season.

UC WIN-LOSS COMPARISON THROUGH 13 GAMES

Statistic	Wins (10)	Losses (3)
Points	80.6	70.0
Field Goal Percentage	.460	.458
3-Point Field Goal Percentage	.373	.324
Field Goal Percentage Defense	.352	.441
3-Point Field Goal Percentage Defense	.348	.344
Rebounds	42.4	35.0
Opponent Rebounds	32.8	32.7
Rebounding Margin	+9.6	+2.3
Assists	17.3	15.7
Turnover Margin	+4.1	-5.7
Steals	9.8	4.0

BEARCATS ON THE RUN

- » Cincinnati has strung together several impressive runs in every game this season helping lead to their 10-3 record:

NOTABLE BEARCAT RUNS

OPPONENT	RUN	HALF
Western Carolina (11/13)	11-1	First
	11-2	Second
Robert Morris (11/15)	31-4	First
	30-4	Second
at Bowling Green (11/18)	26-4	Second
Arkansas-Pine Bluff (11/22)	21-2	First
SE Louisiana (11/24)	10-2	First
vs. Nebraska (11/28)	10-2	Second
vs. George Washington (11/29)	11-3	First
Butler (12/2)	10-2	First
Morgan State	22-4	First
at Xavier	10-0	Second
Norfolk State	15-0	First
	14-0	Second
at VCU	9-2	Second
Iowa State	11-1	Second

TIP INS

- » Cincinnati's field-goal percentage (.459 [350 of 762]) is its highest since 2001-02 (.467 [967 of 2071]).
- » The Bearcats have not been outrebounded in a single game this season.
- » The Bearcats have held their opponents under 50 percent shooting from the field in 142 of 152 games (93.4 percent) dating back to the start of the 2011-12 season.
- » Cincinnati has won 52 of its last 54 games when scoring at least 60 points.
- » The Bearcats are 45-4 under Cronin when holding the opponent to 50 or fewer points.
- » Cincinnati's 30 made free throws at VCU (12/19) were its most in a game since making 31 against Rutgers in a 71-51 home win on Jan. 11, 2014. The Bearcats entered the contest shooting 67.8 percent from the charity stripe.
- » The Bearcats have handed out 20 or more assists three times this season (32 vs. Robert Morris [11/15], 25 vs. Morgan State [12/6] and 20 vs. Norfolk State [12/15]). Last season, UC posted 20 or more assists only once (vs. UCF, 2/25/15).
- » Cincinnati started 7-0 for the fourth time in the past six years. The Bearcats also started strong in 2010-11 (15-0), 2012-13 (12-0) and 2013-14 (7-0).
- » The Bearcats have posted a 2-3 record this season against teams that participated in the 2015 NCAA tournament, with wins over Robert Morris and VCU and losses to currently ranked squads Xavier, Butler and Iowa State.
- » Octavius Ellis was named the MVP of the Barclays Center Classic (Nov. 28) while Troy Caupain was selected to the all-tournament team. Ellis averaged 10.5 points and 8.0 rebounds in Brooklyn. Caupain averaged 16.5 points and hit six threes in two games in Brooklyn.
- » The Bearcats attempted a school-record 59 free throws against Arkansas-Pine Bluff (11/22) and 41 free throws - one shy of matching the school mark.
- » The Arkansas-Pine Bluff game (11/22) marked the 400th game for Mick Cronin as a collegiate head coach. Now in his 13th season overall, Cronin is 264-144 (.647).

FIFTH THIRD ADVANTAGE

- » Cincinnati is 39-6 at Fifth Third Arena since the start of the 2013-14 season. The Bearcats were 15-3 at home last season and 18-1 in 2013-14.
- » The Bearcats are 16-2 at Fifth Third Arena in American Athletic Conference games, including an 8-1 mark last season after falling to Tulane 50-49 at the buzzer on Feb. 14. The other loss came in 2013-14 to Louisville, 58-57, on Feb. 22, 2014.
- » UC is 360-78 (.822) all time in Fifth Third Arena, home of the Bearcats since the 1989-90 campaign. UC is 124-44 (.738) at the facility during the Mick Cronin coaching era.
- » The Bearcats finished the 2013-14 home slate 18-1 at home, tying for the second-most single-season wins in the arena since UC was 18-2 in 1993-94. The arena record was set in 1997-98 (19-1).
- » UC won its first 17 home games in 2013-14 - the best start in Fifth Third Arena history - before dropping a 58-57 decision to then-No. 11 Louisville on Feb. 22, 2014.

NOVEMBER TO REMEMBER

- » Cincinnati became the nation's first team to start the season 7-0 after playing a school-record seven regular-season games in November.
- » The Bearcats played three games in six days to start the season and finished the month playing four games in seven days that concluded with a win over George Washington (11/28) in the finals of the Barclays Center Classic in Brooklyn, N.Y.
- » The Bearcats are 51-8 in November during the Cronin era, including wins in 24 of their last 25 in the month.

NOTABLES FROM THE ROBERT MORRIS WIN

- » Cincinnati's lopsided 106-44 win over Robert Morris (11/15) marked the largest margin of victory (62) of the Mick Cronin era and tied for the seventh largest in school history (2,693 games).
- » UC's 32 assists on 38 made baskets is a Cronin-era best and a Fifth Third Arena record.
- » UC's 18 steals ties for the fifth most in school history.
- » A Cronin-era record eight players found double figures, including four of the five starters.

CUMBERLAND AND BROOKS

SIGN WITH CINCINNATI

- » Guard Jarron Cumberland and center Nysier Brooks (nah-SEER) signed national letters of intent to attend the University of Cincinnati and play basketball for the Bearcats beginning with the 2016-17 season.
- » Cumberland, a 6-foot-5, 215-pound guard from Wilmington, Ohio, averaged 24.5 points, 7.5 rebounds and 3.3 assists as a junior at Wilmington High School last season. He helped lead the Hurricane to a 24-2 record while earning First Team Associated Press Division I All-Ohio accolades a year ago.
- » Cumberland has been evaluated as a four-star prospect and ranks among the top 100 players in the nation according to Rivals, ESPN, Scout and 247 Sports. He averaged 17.8 points, 5.4 rebounds, 2.0 assists and 1.8 steals during AAU action with King James (Ohio) this summer, later earning Third Team All-Peach Jam honors during Nike EYBL action.
- » "Jarron is a great young man from a wonderful family and is one of the best guards in the country," Cronin said. "He has size and skill, but what I love most about him is his toughness. He is a real competitor. We are very excited to sign the best player in Ohio, in my opinion. Jarron already bleeds Red and Black and our fans will love him."
- » Brooks, a 6-foot-10, 235-pound center from Philadelphia, Pennsylvania, posted double-double numbers at Life Center Academy (Burlington, New Jersey) last season, averaging 14 points and 12 rebounds to go along with four blocks. A three-star prospect according to all recruiting sites, Brooks is attending Advanced Prep International (API) in Dallas, Texas, during the 2015-16 academic year.
- » "Nysier is a special young man," Cronin said. "He has a maturity level that I've rarely seen in a high school player. He plays to win first and is all about what's best for the team. He has great size and toughness and is a very important recruit for us considering that Coreontae (DeBerry) and Octavius (Ellis) graduate this year. Nysier is the perfect fit for our program and we are very excited he will be a Bearcat."

BEARCAT POINTS OF PRIDE

- » Cincinnati is one of 11 teams to make the NCAA tournament each of the past five seasons along with Duke, Gonzaga, Kansas, Louisville, Michigan State, North Carolina, Ohio State, San Diego State, VCU and Wisconsin.
- » The Bearcats are one of only six teams to rank among the nation's top-25 leaders in scoring defense each of the past three seasons.
- » The Bearcats are seeking the program's 30th NCAA tournament appearance this season. Only 18 teams in the nation enter the year with at least 30 trips to the Big Dance.
- » Cincinnati entered the season ranked 20th in the nation for most victories in program history with 1,705.
- » UC has won at least 22 games in each of the last five seasons, including a high mark of 27 victories during the 2013-14 season.
- » Cincinnati returns at least 88 percent of its scoring, field goals, rebounds, steals and blocks from last season.
- » Mick Cronin ranks as the winningest coach in the nation among active coaches his age (44) or younger and is listed among the top-10 most successful coaches under the age of 50.

CINCINNATI TRADITION - BY THE NUMBERS

- » **2** National Titles (1961, 1962)
- » **6** Final Fours (1959-63, 1992)
- » **8** Elite Eights (Last: 1996)
- » **10** Sweet Sixteens (Last: 2012)
- » **29** NCAA Tournament Appearances
- » **19** NCAA Tournament Appearances since 1992
- » **10** NIT Appearances
- » **28** Conference Regular-Season Titles (Last: 2014)
- » **10** Conference Tournament Titles (Last: 2004 [C-USA])
- » **1,715** all-time wins (20th most in nation)
- » **30** All-Americans (Last: Sean Kilpatrick [2014])
- » **75** All-Conference Selections (Last: Octavius Ellis [2015])
- » **56** NBA Draft Picks (Last: Lance Stephenson [2010])
- » **49** members of 1,000-point club (T-9th most in nation)
- » **394** weeks ranked in AP Top 25 (12th most in nation)
- » **203** weeks ranked in AP Top 10
- » **45** weeks ranked No. 1
- » **2** Members of National Basketball Hall of Fame
Jack Twyman & Oscar Robertson
- » **2** Olympic Gold Medalists
Robertson (1960) & George Wilson (1964)

SINCE THE START OF 2010-11

- » Following are some of the Bearcats' accomplishments since the start of 2010-11:
- » Compiled a 134-53 overall mark.
- » Registered five 20-win seasons and three years with at least 26 victories.
- » Participated in the NCAA Tournament each season and advanced to the NCAA Sweet 16 in 2012.
- » Appeared in the 2012 BIG EAST Championship title game.

-SEASON NOTES-

BEARCATS PICKED TO FINISH THIRD IN THE AMERICAN

- » American Athletic Conference coaches picked Cincinnati to finish third in the league at preseason conference media day on Oct. 27.
- » Cincinnati received one first-place vote and 84 points overall to finish third behind defending league champion SMU (98 points) and UConn (87). The Mustangs were awarded eight first-place votes while the Huskies received two first-place votes.
- » Tulsa garnered 76 points for fourth place. Memphis was fifth with 59 points and Temple took sixth with 54 points. Houston (48), East Carolina (31), UCF (30), USF (20) and Tulane (11) rounded out the predicted order of finish.

ELLIS, CAUPAIN RECEIVE PRESEASON ACCOLADES FROM LEAGUE COACHES

- » Octavius Ellis earned first team all-conference honors while Troy Caupain received second team all-league accolades from American coaches at the league's media day on Oct. 27.
- » Ellis is the first Bearcat tabbed preseason all-conference first team since Sean Kilpatrick earned the distinction from coaches in The American prior to the start of the 2013-14 campaign.
- » Ellis led the Bearcats in scoring (9.9 points) and blocks (2.0) while ranking second in rebounding (7.2) during the 2014-15 season. He ranked as the only player in The American to be listed among the top four leaders in field goal percentage (third at .557), blocks (third at 2.0) and rebounding (fourth at 7.2).
- » Caupain averaged 9.6 points and a team-high 3.6 assists while shooting a league best 46.5 percent from three-point range during conference play a year ago.

NEWS FROM THE WEIGHT ROOM

- » The 2015-16 Bearcats have made great strides in the weight room according to director of strength and conditioning Mike Rehfeldt.
- » **OCTAVIUS ELLIS** - Gained 15 pounds since last season while improving his max vertical reach to 12.2". Owns a 7'2.5" wing span.
- » **COREONTAE DEBERRY** - Lost 25 pounds and three percent body fat since the end of last season. Owns a 7'4" wingspan and possess large hands, measuring 12" from pinkie to thumb.
- » **SHAQ THOMAS** - Gained 10 pounds since last season and 36 pounds since enrolling. Owns a 43" max vertical and 36" no-step vertical.
- » **TROY CAUPAIN** - Gained 10 pounds since last season and owns the highest bench press on the team.
- » **KEVIN JOHNSON** - Gained 10 pounds since last season and 20 pounds since enrolling. Owns a 45.5" max vertical.
- » **GARY CLARK** - Gained 18 pounds since his freshman year. Owns a 41" max vertical and 37" no-step vertical.
- » **TRE SCOTT** - Gained 23 pounds since July. Owns a 43" max vertical and 37.5" no-step vertical.
- » **JUSTIN JENIFER** - Lost 15 pounds this summer while improving his agility by a second and sprint by 0.3 seconds.

WHAT A DIFFERENCE A YEAR MAKES

- » After beginning the 2014-15 campaign with no returning starters, Cincinnati tips off the 2015-16 season with five returning starters, its top six scorers and nine lettermen.
- » Not to mention head coach Mick Cronin is back after missing all but the first nine games of the 2014-15 campaign due to a vascular condition known as arterial dissection.
- » Cincinnati returns at least 88 percent of its scoring, field goals, rebounds, steals and blocks from last season.

BREAKING DOWN THE BEARCATS

RETURNING NUMBERS

CATEGORY	RETURN	LOST	PCT. RETURN
Scoring	1,860	253	88.0%
Field Goals	674	87	88.6%
Three-Pointers	137	30	82.0%
Rebounding	950	127	88.2%
Blocks	180	5	97.3%
Steals	194	28	87.4%
Minutes	5,898	1,002	85.5%

MICK CRONIN RADIO SHOW

- » The Mick Cronin Radio Show will air weekly on 700 WLW providing in-depth analysis of Bearcats basketball.
- » Coach Cronin is joined weekly by the Voice of the Bearcats, Dan Hoard and color analyst Chuck Machock.
- » The show takes place at the original Montgomery Inn, except during the month of December when it originates from the 700 WLW studios.

THE MICK CRONIN RADIO SHOW SCHEDULE

Day	Date	Location	Time	Station
Wed.	Dec. 30	700 WLW Studio	8 p.m.	WLW
Mon.	Jan. 4	Original Montgomery Inn	8 p.m.	ESPN 1530
Mon.	Jan. 11	Original Montgomery Inn	8 p.m.	WLW^
Mon.	Jan. 18	Original Montgomery Inn	8 p.m.	WLW^
Mon.	Jan. 25	Original Montgomery Inn	8 p.m.	WLW^
Mon.	Feb. 1	Original Montgomery Inn	8 p.m.	WLW^
Wed.	Feb. 10	Original Montgomery Inn	8 p.m.	WLW
Mon.	Feb. 15	Original Montgomery Inn	8 p.m.	WLW
Mon.	Feb. 22	Original Montgomery Inn	8 p.m.	WLW
Mon.	Feb. 29	Original Montgomery Inn	8 p.m.	WLW
Mon.	Mar. 7	Original Montgomery Inn	8 p.m.	WLW
Mon.	Mar. 14	Original Montgomery Inn	8 p.m.	WLW
Mon.	Mar. 21	Original Montgomery Inn	8 p.m.	WLW*
Mon.	Mar. 28	Original Montgomery Inn	8 p.m.	WLW*
Mon.	Apr. 5	Original Montgomery Inn	8 p.m.	WLW*

(^*) Show may be available on different station due to Bengals NFL playoff appearance. (*) If necessary.

IMG/CINCINNATI RADIO NETWORK

- » UC men's basketball regular-season and post-season games can be heard in 38 states and a third of Canada thanks to a 16-year partnership with ClearChannel and its signature station 700 WLW, which is based in Cincinnati.
- » 700 WLW provides in-depth coverage, live play-by-play and postgame reaction from head coach Mick Cronin. The broadcast also include a 30-minute pregame show.
- » Dan Hoard provides play-by-play alongside Chuck Machock. Mo Egger serves as host/engineer.

-GOBEARCATS.COM-



THE CRONIN FILE

- » **Hometown:** Cincinnati, Ohio
- » **Alma Mater:** Cincinnati '97
- » **Family:** daughter, Samantha

COACHING EXPERIENCE

- » **1998-2001:**
Assistant Coach, Cincinnati
- » **2002-2003:**
Associate Head Coach, Louisville
- » **2004-2006:**
Head Coach, Murray State
- » **2007-Present:**
Head Coach, Cincinnati

AWARDS

- » 2014 American Athletic Conference Coach of the Year
- » 2014 NABC District 25 Coach of the Year
- » 2014 Finalist for USBWA Henry Iba Award
- » 2006 Ohio Valley Conference Coach of the Year

NOTES & ACCOMPLISHMENTS

- » Cronin ranks as the nation's winningest college basketball coach age 44 or younger entering the 2015-16 campaign.
- » Cincinnati has compiled 134 wins since the start of 2010-11 season with five 20-win seasons, including three years with at least 26 victories.
- » The Bearcats are one of only 11 programs in the nation to appear in each of the last five NCAA Tournaments.
- » Cincinnati has ranked among the nation's top 25 defenses each of the last three seasons in scoring defense, field-goal percentage defense and blocks per game.
- » The Bearcats claimed the 2014 American Athletic Conference regular-season crown.
- » Murray State won the 2004 Ohio Valley Tournament crown and the 2006 OVC regular-season and tournament title.
- » Cronin has directed seven teams to the NCAA Tournament as a head coach and advanced 14 teams to the Big Dance as a head coach or assistant.

CINCINNATI HEAD COACH MICK CRONIN

Adversity tends to bring out one's true colors – even with a college basketball program. And when Mick Cronin was forced to sit out most of the 2014-15 campaign for precautionary reasons due to a vascular condition known as arterial dissection, fans quickly learned the wherewithal of Cincinnati basketball.

A young team without any returning starters from the previous season overcame the loss of its head coach, won 23 games and managed to reach the NCAA tournament for a fifth consecutive year. But more importantly, the group's determination, toughness and togetherness illustrated the winning culture that has grown under Cronin's leadership.

Ever since Cronin was named head coach in March 2006, the Cincinnati native and UC alumnus has displayed a steadfast determination to return the Bearcats to national prominence. Facing a rebuilding job that started with a roster featuring only one returning letterman, Cronin's commitment never wavered. Even while competing within arguably the sport's toughest league ever organized – the old BIG EAST Conference.

Despite the surroundings, Cincinnati began the retooling process, becoming the only program from a major conference to improve its win total every season from 2007 to 2011, building from 11 wins in 2007 to 26 victories and a return to the NCAA tournament in 2011.

Now a fixture at the Big Dance, Cincinnati can include itself on an elite list of 11 programs appearing in each of the last five NCAA tournaments, along with Duke, Gonzaga, Kansas, Louisville, Michigan State, North Carolina, Ohio State, San Diego State, VCU and Wisconsin.

FIVE CONSECUTIVE TRIPS TO THE NCAA TOURNAMENT

2014-15: A young, inexperienced group of newcomers and role players overcame the loss of its head coach due to health reasons and banded together to register a 23-11 mark and advance to the program's first third-round NCAA tournament appearance since 2012. UC finished third in the conference but swept league-winner SMU and registered a victory at second-place Tulsa (in the only meeting between the schools) to secure the school's fifth consecutive NCAA tournament invite. The Bearcats outlasted Purdue 66-65 in overtime in the second round of the NCAA tournament before falling to previously unbeaten Kentucky, 64-51.

2013-14: Cincinnati won a share of the inaugural American Athletic Conference regular-season crown, the program's first conference title since 2003-04, behind the efforts of AP All-American Sean Kilpatrick and league defensive player of the year Justin Jackson. Kilpatrick led The American with 20.6 points per game and Cronin was named The American's Coach of the Year in leading UC to a 27-7 record – its most wins since 2001-02. The Bearcats strung together 15 consecutive wins, including their first 11 league games. UC was listed among the top 15 teams in the AP poll during each of the last eight weeks of the regular season, climbing as high as seventh.

2012-13: Senior Cashmere Wright fought through nagging injuries and, along with fellow senior JaQuon Parker and junior Sean Kilpatrick, helped lead the Bearcats to a 22-12 overall record and third consecutive NCAA tournament appearance. Wright finished his career as UC's all-time steals leader (198) and Cronin claimed his 200th career coaching win. The Bearcats ranked sixth nationally with 6.1 blocks per game.

2011-12: Cincinnati advanced to the NCAA Sweet 16, registered 26 wins for the second consecutive season and defeated a school record eight nationally ranked teams, including No. 2 Syracuse in the semifinals of the BIG EAST Championship. The Bearcats posted a school-record 12 wins in the BIG EAST en route to tying for fourth place in the league standings and finishing as runners up in the league tournament. Yancy Gates capped off his career as one of only six players in program history to compile more than 1,400 points and 900 rebounds. The Bearcats outlasted Texas and Florida State before falling to Ohio State in the NCAA tournament.

2010-11: Cincinnati won its first 15 games of the season and closed strong with five victories in its last six regular-season contests to secure its first NCAA tournament appearance since 2005. Yancy Gates led the Bearcats with 11.9 points and 6.9 rebounds and Sean Kilpatrick was named to the BIG EAST All-Rookie team. UC defeated Missouri 78-63 before falling to eventual national champion UConn 69-58 in the third round of the NCAA tournament. The Bearcats finished 26-9 overall.

Cronin has guided Cincinnati to 134 wins since the start of the 2010-11 season, highlighting one of the most successful periods in program history with five 20-win seasons, including three years with at least 26 victories.

Tenacious defense and continuous all-out effort reflect the Bearcats' standard. Cincinnati is one of only six programs in the nation to rank among the top 25 in scoring defense in each of the last three seasons, joining Florida, Louisville, N.C. Central, Wofford and Wyoming. The Bearcats allowed only 55.8 points a game in 2014-15, the third fewest in school history (since 1960).

You can also find Cincinnati's name listed among the top 25 teams in field-goal percentage defense and blocks per game in each of the last three seasons. The 2012-13 Bearcats squad set Cronin-era high marks, ranking 14th in shooting defense (.387) and sixth in blocks (6.1).

In 10 seasons at Cincinnati, Cronin has compiled a 195-121 mark and owns a 264-145 record in his 13th year overall as a college head coach.

PRIOR TO CINCINNATI

Success seems to follow Cronin, who came to Cincinnati after serving three years as head coach at Murray State (2004-06). As mentor of the Racers, Cronin compiled a 69-24 overall record while earning a pair of NCAA tournament berths.

In his debut season as head coach, Cronin directed Murray State to a school-best 28-6 record, the Ohio Valley Conference Tournament championship and an NCAA tournament appearance. His 28 wins were the sixth most in NCAA history for a first-year head coach at the time. He earned OVC Coach of the Year honors two seasons later, guiding Murray State to another OVC regular-season title, league tournament crown and NCAA tournament appearance with a 24-6 mark in 2005-06.

Prior to Murray State, Cronin built a sterling reputation for his ability to evaluate and recruit top talent. In his stint at UC as an assistant coach for Bob Huggins from 1997-2001, Cronin recruited several top players, including NBA Draft selections Steve Logan (Golden State); DerMarr Johnson (Atlanta); Pete Miceal (Dallas); Kenny Satterfield (Dallas); and Jason Maxiell (Detroit).

Following the 2000-01 season, Cronin became the associate head coach and recruiting coordinator at Louisville, under Rick Pitino. In his first year, Cronin helped attract a top-10 ranked recruiting class.

COMMUNITY INVOLVEMENT

Cronin's passion for success on the court also carries over to the local community where he is committed to making a difference. He currently serves as a board member on the American Cancer Society's Coaches vs. Cancer of Southwest Ohio chapter.

He also assists with a major fundraising event - Soul of the City Soiree - for Our Daily Bread that has generated more than \$100,000 each of the past four years to assist the soup kitchen and community center in Cincinnati.

Cronin also annually speaks with the Young Executive Group of the Catholic Inner-City Schools Education (CISE) Fund. The group raises money from area corporations to help give children from low income urban settings the opportunity to attend Catholic schools.

During the 2013-14 season, Cronin also wrote a column in the Cincinnati Enquirer highlighting the dangers of texting while driving as part of the AT&T sponsored "It Can Wait" campaign. He spotlighted the campaign again during an on-campus awareness event in October 2014.

PATH TO COACHING

Cronin has long held great pride in the Queen City, the University of Cincinnati and the sport of basketball. As a child growing up on the west side of town, he used to follow his father Harold "Hep" Cronin -- a highly successful local high school coach with more than 400 career wins -- around the gyms of Cincinnati. A product of LaSalle High School, Cronin had his playing career end sooner than expected due to a knee injury in high school.

That didn't stop his desire to find his place in basketball. While completing his undergraduate degree at UC, Cronin served as assistant varsity coach and head junior varsity coach at Woodward High School. He helped develop six players who went on to play Division I college basketball, including former Bearcat Damon Flint, who ranks among the top 25 scorers in program history.

Cronin made the jump from high school to college coaching during the 1996-97 season joining Huggins as video coordinator at UC. A year later, Cronin was elevated to an assistant coach for the Bearcats, setting the stage for his long tenure in college basketball.

Cronin resides in Cincinnati with his nine-year old daughter, Samantha.



CRONIN'S YEARLY COACHING RECORD

SEASON	SCHOOL (CONF.)	POSITION	RECORD/CONF.	POSTSEASON (RECORD)
1996-97	Cincinnati (C-USA)	Video Coordinator		
1997-98	Cincinnati (C-USA)	Asst. Coach	27-6/14-2	NCAA West Regional (1-1)
1998-99	Cincinnati (C-USA)	Asst. Coach	27-6/12-4	NCAA East Regional (1-1)
1999-00	Cincinnati (C-USA)	Asst. Coach	29-4/16-0	NCAA South Regional (1-1)
2000-01	Cincinnati (C-USA)	Asst. Coach	25-10/11-5	NCAA West Regional Semis (2-1)
2001-02	Louisville (C-USA)	Assoc. Head Coach	19-13/8-8	NIT (1-1)
2002-03	Louisville (C-USA)	Assoc. Head Coach	25-7/11-5	NCAA East Reg. (1-1)
2003-04	Murray State (OVC)	Head Coach	28-6/14-2	NCAA Atlanta Reg. (0-1)
2004-05	Murray State (OVC)	Head Coach	17-11/11-5	---
2005-06	Murray State (OVC)	Head Coach	24-7/17-3	NCAA Washington Reg. (0-1)
MURRAY STATE TOTALS		3 years	69-24/42-10	.742/.808
2006-07	Cincinnati (BIG EAST)	Head Coach	11-19/2-14	---
2007-08	Cincinnati (BIG EAST)	Head Coach	13-19/8-10	Col. Basketball Invit. (0-1)
2008-09	Cincinnati (BIG EAST)	Head Coach	18-14/8-10	---
2009-10	Cincinnati (BIG EAST)	Head Coach	19-16/7-11	NIT (1-1)
2010-11	Cincinnati (BIG EAST)	Head Coach	26-9/11-7	NCAA Third Round (1-1)
2011-12	Cincinnati (BIG EAST)	Head Coach	26-11/12-6	NCAA East Regional Semis (2-1)
2012-13	Cincinnati (BIG EAST)	Head Coach	22-11/9-9	NCAA Second Round (0-1)
2013-14	Cincinnati (American)	Head Coach	27-7/15-3	NCAA Second Round (0-1)
2014-15	Cincinnati (American)	Head Coach	23-11/13-5	NCAA Third Round (1-1)
2015-16	Cincinnati (American)	Head Coach	10-3/0-0	
CINCINNATI TOTALS		10th year	195-121/85-75	.617/.531
HEAD COACHING TOTALS		13th year	264-145/128-85	.645/.601

CRONIN'S RECORD AGAINST ALL OPPONENTS

SCHOOL	W-L	SCHOOL	W-L	SCHOOL	W-L
Alabama	1-0	Lipscomb	1-0	Southern Miss	1-0
Alabama State	1-0	Louisville	5-7	South Carolina Upstate	1-0
Appalachian State	1-0	Marquette	3-4	South Dakota	1-0
Arkansas-Little Rock	1-0	Marshall	1-1	St. Francis (Pa.)	2-0
Arkansas-Pine Bluff	3-0	Maryland	1-0	St. John's	5-6
Arkansas Tech	1-0	Maryland Eastern Shore	1-0	St. Mary's (Calif.)	0-1
Austin Peay	4-1	Memphis	3-4	Stony Brook	1-0
Belmont	0-1	Miami (Ohio)	5-0	Syracuse	2-6
Bowling Green	1-1	Middle Tennessee	2-0	Texas	1-0
Bradley	0-1	Mississippi State	1-0	TCU	1-0
Butler	0-1	Mississippi Valley State	1-0	Temple	4-1
Cal-State Bakersfield	1-0	Missouri	1-1	Tennessee	0-1
Cal-Davis	1-0	Morehead State	8-0	Tennessee State	5-1
Campbell	2-0	Morgan State	1-0	Tennessee Tech	3-2
Campbellsville	1-0	Mount St. Mary's	1-0	Tennessee-Martin	9-0
Central Michigan	1-0	Nebraska	2-1	Texas A&M-CC	1-1
Charleston Southern	1-0	New Mexico	0-2	Texas-San Antonio	2-0
Chicago State	3-0	Norfolk State	1-0	Texas Southern	2-0
Cincinnati	0-1	North Carolina	0-1	Toledo	2-0
Coastal Carolina	2-0	North Carolina A&T	1-0	Tulane	1-1
Creighton	0-1	North Carolina Central	2-0	Tulsa	1-0
Dayton	1-1	NC State	3-1	UAB	1-4
Delaware State	2-0	Northwestern State	1-0	UCF	5-0
DePaul	6-3	Notre Dame	3-7	UConn	6-11
East Carolina	1-1	Oakland	1-0	UMass Lowell	1-0
Eastern Illinois	6-1	Ohio	0-1	UNLV	1-0
Eastern Kentucky	6-1	Ohio State	0-2	USC Upstate	2-0
Fairfield	1-0	Oklahoma	2-0	USF	8-4
Florida A&M	1-0	Ole Miss	0-1	Utah Valley	1-0
Florida State	1-1	Oregon	1-0	Vanderbilt	1-0
Georgetown	6-6	Pittsburgh	4-8	Villanova	4-4
Georgetown College	1-0	Prairie View A&M	1-0	VCU	1-1
George Washington	1-0	Presbyterian	0-1	Wagner	2-0
Georgia	1-0	Providence	4-5	Weber State	1-0
Georgia Southern	1-0	Purdue	1-0	West Florida	1-0
Gonzaga	0-1	Radford	1-0	West Virginia	3-5
Harvard	0-1	Rice	2-0	Western Carolina	2-0
High Point	1-0	Robert Morris	1-0	Western Illinois	1-0
Houston	4-0	Rutgers	8-4	Western Kentucky	1-1
Howard	1-0	Samford	2-3	Winthrop	1-0
Illinois	0-1	San Diego State	1-0	Wofford	0-1
Illinois-Chicago	1-0	Savannah State	1-0	Wright State	3-0
Illinois State	0-1	Seton Hall	4-3	Xavier	3-7
Iowa State	1-1	SIU-Edwardsville	2-0	2015-16 opponents in boldface	
IPFW	1-0	SMU	3-1		
Jacksonville State	6-0	SE Missouri State	5-2		
Kennesaw State	1-0	Southern Illinois	1-2		
Kentucky	0-1	SE Louisiana	1-0		

CINCINNATI'S DEFENSIVE NUMBERS UNDER CRONIN

CINCINNATI'S DEFENSIVE STATISTICS DURING THE MICK CRONIN ERA (10TH SEASON; 2007-PRESENT)

YEAR	UC RECORD	OPP FGM-FGA	OPP FG%	OPP 3FGM-3FGA	OPP 3FG%	OPP PPG	GAMES ALLOWED <70 PTS	GAMES ALLOWED <60 PTS	GAMES ALLOWED <50 PTS	GAMES ALLOWED <40% FG	GAMES ALLOWED <35% FG	FORCED TURNOVERS	UC BLOCKS	UC STEALS
2006-07	11-19	685-1539	.445	231-612	.377	67.7	14	8	2	8	4	451	58	230
2007-08	13-19	717-1669	.430	209-621	.337	67.8	18	7	2	8	3	380	73	169
2008-09	18-14	752-1802	.417	186-581	.320	66.3	19	10	3	13	7	406	103	183
2009-10	19-16	807-1954	.413	230-676	.340	66.5	23	12	1	13	5	423	107	199
2010-11	26-9	735-1790	.411	171-529	.323	(9th) 59.6	30	18	7	17	7	492	129	258
2011-12	26-11	849-2063	.412	207-641	.323	(40th) 61.5	29	15	4	16	7	518	(44th) 170	(43rd) 298
2012-13	22-12	716-1851	(14th) .387	171-562	(34th) .304	(22nd) 59.0	30	18	3	16	9	452	(7th) 208	240
2013-14	27-7	690-1745	(19th) .395	182-568	.320	(4th) 58.4	31	19	6	19	8	485	(20th) 188	(24th) 268
2014-15	23-11	700-1804	(15th) .388	192-601	.319	(6th) 55.8	33	22	7	21	11	409	(11th) 185	222
2015-16	10-3	287-768	.374	95-274	.347	61.1	10	6	2	9	4	182	79	110

National ranking in parentheses; Cronin-era bests in **boldface**

THE POLLS

ASSOCIATED PRESS POLL
(Dec. 28)

Rk.	Team (First Place Votes)
1	Michigan State (64)
2	Kansas (1)
3	Oklahoma
4	Maryland
5	Virginia
6	Xavier
7	North Carolina
8	Arizona
9	Butler
10	Kentucky
11	Iowa State
12	Providence
13	Miami (Fla.)
14	Purdue
15	Duke
16	Villanova
17	SMU
18	Louisville
19	West Virginia
20	Texas A&M
21	Utah
22	Cincinnati
23	Baylor
24	South Carolina
25	UCLA

OTHERS RECEIVING VOTES:

Connecticut 49, Oregon 45, Gonzaga 44, Pittsburgh 42, George Washington 40, Dayton 19, Colorado 15, Northwestern 11, Monmouth 11, Vanderbilt 10, Iowa 7, Texas Tech 6, Texas 4, Florida 4, Saint Joseph's 2, Saint Mary's 1, Ole Miss 1.

USA TODAY COACHES POLL
(Dec. 28)

Rk.	Team (First Place Votes)
1	Michigan State (27)
2	Oklahoma (3)
3	Kansas (1)
4	Maryland
5	Virginia
6	Xavier
7	Arizona
8	North Carolina
9	Iowa State
10	Butler
11	Kentucky
12	Duke
13	Providence
14	Purdue
15	Miami (Fla.)
16	Villanova
17	West Virginia
18	Louisville
19	Texas A&M
20	South Carolina
21	Baylor
22	Utah
23	Cincinnati
24	Gonzaga
25	Pittsburgh

OTHERS RECEIVING VOTES:

Connecticut 47, George Washington 25, UCLA 20, Oregon 17, Notre Dame 15, Vanderbilt 10, Dayton 7, Colorado 5, Texas 4, Indiana 3, California 3, Monmouth 2, Saint Mary's 1, Texas Tech 1, USC 1.

CINCINNATI'S WEEKLY RANKINGS

Associated Press	Week	USA Today
RV	Preseason	RV
RV	Nov. 16	RV
24	Nov. 23	24
17	Nov. 30	17
23	Dec. 7	22
23	Dec. 14	20
22	Dec. 21	21
22	Dec. 28	23

2015-16 AMERICAN ATHLETIC CONFERENCE

2015-16 AMERICAN
CONFERENCE STANDINGS (Thru Dec. 27)

Team	AAC	Pct.	Overall	Pct.
SMU	0-0	.000	11-0	1.000
Houston	0-0	.000	9-2	.818
Cincinnati	0-0	.000	10-3	.769
UConn	0-0	.000	8-3	.727
Memphis	0-0	.000	8-3	.727
Tulsa	0-0	.000	8-4	.667
East Carolina	0-0	.000	8-5	.615
UCF	0-0	.000	6-4	.600
Tulane	0-0	.000	7-6	.538
Temple	0-0	.000	5-5	.500
USF	0-0	.000	3-10	.231

2015-16 COMPOSITE SCHEDULE

DATE	TIME (ET)	TV
Monday, Dec. 28		
Nicholls State at Houston	2 p.m.	ESPN3

Tuesday, Dec. 29

Tulane at Memphis *	1 p.m.	ESPNU
Temple at Cincinnati *	3 p.m.	ESPN2
SMU at Tulsa *	5 p.m.	ESPN2
George Washington at UCF	7 p.m.	ESPN3
UConn at Texas	9 p.m.	ESPN2

Wednesday, Dec. 30

Houston at USF *	2 p.m.	ESPNU
------------------	--------	-------

Saturday, Jan. 2

Houston at Temple *	Noon	ESPNEWS
Tulsa at Cincinnati *	4 p.m.	ESPNU
USF at SMU *	4/8 p.m.	ESPNEWS
Memphis at South Carolina	6 p.m.	ESPNU
UConn at Tulane *	7:30 p.m.	CBSSN
UCF at East Carolina *	6 p.m.	ESPN3

Tuesday, Jan. 5

East Carolina at Tulsa *	7 p.m.	ESPNEWS
Temple at UConn *	8 p.m.	CBSSN
Nicholls State at Memphis	8 p.m.	ESPN3
Tulane at Houston *	9 p.m.	ESPNU

Wednesday, Jan. 6

USF at UCF *	7 p.m.	ESPNEWS
--------------	--------	---------

Thursday, Jan. 7

Cincinnati at SMU *	7 p.m.	ESPN/ESPN2
----------------------------	---------------	-------------------

Saturday, Jan. 9

Memphis at UConn *	7 p.m.	ESPN2
East Carolina at Temple *	9 p.m.	ESPNEWS

Sunday, Jan. 10

Cincinnati at USF *	Noon	ESPNU
Tulsa at Tulane *	2 p.m.	ESPN3
UCF at SMU *	4 p.m.	ESPNU

Tuesday, Jan. 12

Tulane at USF *	7 p.m.	ESPNEWS
-----------------	--------	---------

Wednesday, Jan. 13

SMU at East Carolina *	6:15 p.m.	ESPNEWS
Houston at Cincinnati *	7 p.m.	ESPNU
Temple at Memphis *	8 p.m.	CBSSN

Thursday, Jan. 14

UConn at Tulsa *	7 p.m.	ESPN/ESPN2
------------------	--------	------------

CINCINNATI IN THE AMERICAN
TEAM STATISTICS (Thru Dec. 27)

CATEGORY	[*NATIONAL] LEAGUE RANK (STAT)
Scoring	6th (78.2)
Scoring Defense.....	[18th] 1st (61.1)
Scoring Margin	[18th] 3rd (+17.1)
Free Throw Pct.	8th (.696)
Field Goal Pct.	5th (.459)
Field Goal Pct. Defense.....	[15th] 2nd (.374)
3-Pt Field Goal Pct.	3rd (.361)
3-Pt Field Goal Pct. Defense.....	10th (.347)
Rebounding Offense.....	4th (40.7)
Rebounding Defense	T-3rd (32.8)
Rebounding Margin	[30th] 2nd (+7.9)
Blocked Shots.....	[14th] 3rd (6.1)
Assists.....	2nd (16.9)
Steals	[26th] 1st (8.5)
Turnover Margin.....	4th (+1.85)
Assist-to-Turnover Ratio	3rd (1.4)
Offensive Rebounds.....	3rd (13.5)
Defensive Rebounds.....	7th (27.2)
3-Pt Field Goals Made.....	1st (7.9)

INDIVIDUAL STATISTICS (FINAL)

PLAYER	[*NATIONAL] LEAGUE RANK (STAT)
Scoring	
Farad Cobb.....	23rd (11.8)
Troy Caupain.....	28th (10.8)

Rebounding

Gary Clark	7th (8.2)
Octavius Ellis	10th (7.8)

Field Goal Shooting Percentage

Gary Clark	4th (.641)
Octavius Ellis	7th (.597)

Assists

Troy Caupain.....	4th (4.5)
-------------------	-----------

Free Throw Percentage

Jacob Evans.....	1st (.938)
------------------	------------

Steals

Farad Cobb.....	T-8th (1.2)
-----------------	-------------

Three-Point Shooting Percentage

Farad Cobb.....	[31st] 4th (.459)
-----------------	-------------------

Three-Pointers Made

Farad Cobb.....	2nd (2.6)
-----------------	-----------

Blocked Shots

Octavius Ellis	5th (1.5)
Gary Clark	T-9th (1.2)
Coreontae DeBerry.....	T-9th (1.2)

Assist-Turnover Ratio

Troy Caupain.....	[21st] 2nd (3.6)
-------------------	------------------

Offensive Rebounds

Gary Clark	[49th] 2nd (3.3)
Octavius Ellis	8th (2.7)
Shaq Thomas.....	T-13th (2.0)

Defensive Rebounds

Octavius Ellis	10th (5.1)
Gary Clark	12th (4.8)

*National rankings through Dec. 25, 2015

CINCINNATI'S RECORD WHEN

	06-07	07-08	08-09	09-10	10-11	11-12	12-13	13-14	14-15	15-16	TOTAL
Home games	10-8	10-7	13-5	13-5	15-3	14-4	13-5	18-1	15-3	6-2	125-43
Away games	0-9	3-11	4-7	2-9	7-4	7-5	5-5	7-3	6-5	2-1	43-59
Neutral site games	1-2	0-1	1-2	4-2	4-2	5-2	4-2	2-3	2-3	2-0	25-19
Conference games	2-14	8-10	8-10	7-11	11-7	12-6	9-9	15-3	13-5	0-0	85-75
vs. Top 25 teams	0-4	2-5	1-7	3-6	3-7	8-4	2-8	4-2	2-1	0-2	25-46
Overtime games	2-0	1-1	2-1	0-3	1-0	1-2	2-1	0-0	2-1	0-0	11-9
Lead at halftime	6-1	10-3	11-3	13-4	25-0	18-3	15-3	23-1	17-3	9-1	246-22
Trail at halftime	4-17	3-15	6-11	4-11	0-9	7-8	7-9	1-6	5-8	0-2	37-96
Tied at halftime	1-1	0-1	1-0	2-1	1-0	1-0	0-0	3-0	1-0	1-0	11-3
Lead with 10:00 remaining	10-1	9-1	14-1	13-3	26-0	18-4	19-1	23-1	20-3	10-1	216-16
Trail with 10:00 remaining	1-18	1-18	3-13	6-11	0-9	7-7	3-9	3-6	3-8	0-2	27-101
Tied with 10:00 remaining	0-0	3-0	1-0	0-2	0-0	1-0	0-2	1-0	0-0	0-0	6-4
Lead with 5:00 remaining	9-3	11-1	17-1	18-2	25-0	19-4	19-2	26-0	23-1	10-1	177-15
Trail with 5:00 remaining	0-16	2-17	1-13	0-13	0-9	5-7	2-9	1-7	0-8	0-2	11-101
Tied with 5:00 remaining	2-0	0-1	0-0	1-1	1-0	2-0	1-1	0-0	0-2	0-0	7-5
Lead with 2:00 remaining	10-2	11-1	16-0	18-2	25-1	23-2	19-2	25-1	22-1	9-2	179-14
Trail with 2:00 remaining	0-17	1-17	2-14	1-14	0-8	3-9	1-10	2-6	1-9	1-1	12-105
Tied with 2:00 remaining	1-0	1-1	0-0	0-0	1-0	0-0	2-0	0-0	0-1	0-0	5-2
Shoot better from the field	8-2	8-3	13-1	15-4	22-0	16-2	15-1	21-0	21-3	9-2	148-18
Shoot worse from the field	3-17	5-16	5-13	4-12	4-9	8-9	4-11	6-7	2-8	1-1	42-103
Shoot 50% or better	0-2	0-0	4-1	8-1	7-0	6-0	4-0	3-0	9-1	2-1	43-6
Shoot below 50%	11-17	13-19	14-13	11-15	16-8	20-11	18-12	24-7	14-9	6-2	147-113
Opp. shoots 50% or better	1-9	0-6	0-6	0-2	2-4	1-2	0-1	1-3	0-2	0-0	5-35
Opp. shoots below 50%	10-10	13-13	18-8	19-14	22-5	24-9	22-11	25-4	22-9	10-3	185-86
Opp. shoots below 40%	7-1	6-1	9-3	10-3	17-0	15-1	16-1	17-1	16-5	9-0	122-16
Make 7 or fewer 3-pointers	10-12	8-12	7-11	13-12	21-6	12-9	12-9	22-7	20-11	5-2	129-91
Make 8 or more 3-pointers	1-7	5-7	11-3	6-4	6-4	14-2	10-3	5-0	3-0	5-1	66-31
Shoot more FTs than opp.	7-3	6-3	12-1	11-2	22-2	16-4	16-3	20-2	20-6	7-1	137-27
Out-rebound the opponent	9-5	10-11	13-4	17-8	24-3	10-4	17-8	19-4	18-8	10-2	156-57
Opponent out-rebounds UC	2-14	3-7	2-9	2-8	2-5	13-6	3-4	8-2	3-3	0-0	38-58
Same number of rebounds	0-0	0-1	3-1	0-0	0-1	3-1	2-0	0-1	1-1	0-1	9-7
Commit fewer turnovers	7-11	4-5	9-3	7-6	16-6	22-5	14-4	16-4	13-3	7-0	115-47
Commit the same or more TOs	4-8	9-14	9-11	12-10	9-2	4-3	8-7	11-3	10-8	1-3	77-69
Commit 12 or fewer turnovers	7-9	4-7	5-4	5-5	10-5	17-7	8-8	20-4	13-5	6-0	95-54
Outscore opponents' bench	6-8	8-6	15-9	19-11	24-7	13-3	11-6	17-1	14-7	9-2	136-60
1-3 point games	1-4	5-5	2-0	4-5	2-1	5-4	2-3	4-2	1-4	0-2	36-30
4-5 point games	0-1	2-1	2-1	3-2	0-2	6-0	2-2	4-1	2-1	2-0	23-11
6-10 point games	5-2	2-6	5-6	4-4	7-2	5-3	7-4	2-2	8-1	1-1	46-31
11-19 point games	4-10	3-5	4-4	4-4	8-5	4-2	6-2	9-1	7-4	2-0	51-37
20-plus point games	1-2	1-2	5-3	4-1	9-1	7-1	5-1	8-1	5-1	5-0	50-13
Score 59 or fewer points	0-9	3-7	1-6	0-7	3-8	3-7	1-9	2-7	6-11	0-1	19-70
Score 60-69 points	6-7	8-7	4-6	9-4	9-1	7-4	9-3	11-0	9-0	4-0	75-32
Score 70 or more points	5-3	2-5	13-2	10-5	14-0	16-2	12-0	14-0	8-0	6-2	100-19
Hold opp. to 50 or fewer points	3-0	3-0	4-0	1-0	7-0	3-2	4-0	7-0	9-2	4-0	45-4
Hold opp. to 51-60 points	3-4	5-1	6-2	9-2	12-1	12-3	12-4	11-3	10-3	2-0	83-23
Hold opp. to 61-70 points	3-2	5-5	5-3	7-4	5-5	10-1	4-7	7-3	4-5	3-1	53-36
Opp. scores 70-plus points	2-13	0-13	3-9	2-10	2-3	1-5	2-1	2-1	0-1	1-2	15-58
November	5-1	4-2	5-1	4-1	5-0	4-2	6-0	6-0	5-1	7-0	51-8
December	4-3	1-5	5-2	5-2	9-0	6-1	7-1	5-2	4-2	3-3	49-21
January	1-7	5-4	4-4	5-4	4-4	5-4	4-3	9-0	6-2	0-0	43-32
February	1-7	3-3	4-3	2-5	4-3	6-2	2-5	4-2	5-4	0-0	31-34
March	0-1	0-5	0-4	3-4	4-2	5-2	2-3	3-3	3-2	0-0	20-26
Monday	0-0	1-0	3-2	2-2	2-0	2-1	2-2	1-0	0-0	0-0	13-7
Tuesday	0-2	1-1	1-2	4-2	3-0	2-0	4-0	6-0	5-1	2-1	28-9
Wednesday	4-5	4-5	4-1	7-3	9-1	7-0	3-1	2-0	5-1	1-1	46-18
Thursday	0-1	0-2	3-0	1-2	3-1	3-1	1-3	5-1	3-1	0-0	19-12
Friday	1-0	1-1	0-1	0-0	1-0	4-1	1-2	2-1	2-1	2-0	14-7
Saturday	5-7	6-5	6-5	5-3	8-4	5-7	10-2	8-5	5-6	2-1	59-51
Sunday	1-4	0-5	1-3	0-4	0-3	3-1	2-1	2-0	3-1	3-0	15-22

BEARCATS STARTING LINEUPS

OPPONENT	UC STARTERS
Grand Valley State (EXH.)	Caupain, Cobb, Thomas, Clark Ellis
Bellarmino (EXH.)	Caupain, Cobb, Thomas, Clark Ellis
Western Carolina	Caupain, Cobb, Thomas, Clark Ellis
Robert Morris	Caupain, Cobb, Thomas, Clark Ellis
at Bowling Green	Caupain, Cobb, Thomas, Clark Ellis
Arkansas-Pine Bluff	Caupain, Cobb, Thomas, Clark Ellis
SE Louisiana	Caupain, Cobb, Thomas, Clark Ellis
vs. Nebraska	Caupain, Cobb, Thomas, Clark Ellis
vs. George Washington	Caupain, Cobb, Thomas, Clark Ellis
Butler	Caupain, Cobb, Thomas, Clark Ellis
Morgan State	Caupain, Cobb, Thomas, Clark Ellis
at Xavier	Caupain, Cobb, Thomas, Clark Ellis
Norfolk State	Caupain, Cobb, Thomas, Clark Ellis
at VCU	Caupain, Cobb, Thomas, Clark Ellis
Iowa State	Caupain, Cobb, Thomas, Clark Ellis

RECORD BY STARTING LINEUPS

UC STARTERS	RECORD
Caupain, Cobb, Thomas, Clark, Ellis	10-3

SPECIALITY STATISTICS

OPPONENT	RESULT	IN PAINT	OFF TO	2ND CHANCE	FAST BREAK	BENCH
Western Carolina		26	16	10	4	26
at Cincinnati	W, 97-72	54	21	20	15	34
Robert Morris		14	10	4	10	21
at Cincinnati	W, 106-44	52	36	13	22	57
at Bowling Green		14	7	2	8	19
Cincinnati	W, 83-50	28	22	10	11	35
Arkansas-Pine Bluff		24	9	10	8	30
at Cincinnati	W-99-50	30	44	21	17	45
Southeastern Louisiana		18	16	8	0	10
at Cincinnati	W, 64-49	22	20	11	9	27
Nebraska		26	14	6	6	11
vs. Cincinnati	W, 65-61	26	9	22	2	14
George Washington		16	15	8	2	8
vs. Cincinnati	W, 61-56	24	3	12	0	17
Butler		30	16	5	4	21
at Cincinnati	L, 76-78	30	5	7	4	28
Morgan State		28	14	17	9	16
at Cincinnati	W, 87-66	50	23	26	11	29
at Xavier		34	19	14	11	17
Cincinnati	L, 55-65	24	11	8	4	10
Norfolk State		22	10	4	13	32
at Cincinnati	W, 75-59	24	18	23	2	17
at VCU		22	15	9	2	7
Cincinnati	W, 69-63	16	12	11	4	18
Iowa State		28	12	26	12	12
at Cincinnati	L, 79-81	34	3	22	0	28
Temple						
at Cincinnati						
Tulsa						
at Cincinnati						
at SMU						
Cincinnati						
at USF						
Cincinnati						
Houston						
at Cincinnati						
at Temple						
Cincinnati						
Memphis						
at Cincinnati						
Tulane						
at Cincinnati						
at UConn						
Cincinnati						
USF						
at Cincinnati						
at Memphis						
Cincinnati						
at UCF						
Cincinnati						
East Carolina						
at Cincinnati						
at Tulsa						
Cincinnati						
UConn						
at Cincinnati						
at East Carolina						
Cincinnati						
at Houston						
Cincinnati						
SMU						
at Cincinnati						
Cincinnati Totals		414	227	206	101	359
Average		31.8	17.5	15.8	7.8	27.6
Opponents Totals		302	173	123	89	230
Average		23.2	13.3	9.5	6.8	17.7

OVERTIME RECORDS

UC'S OVERALL RECORD	54-52
1 OT Games	45-43
2 OT Games	8-7
3 OT Games	0-1
4 OT Games	0-1
7 OT Games	1-0

RECORDS IN OVERTIME GAMES

Home	26-17	.605
Schmidlapp Gym	3-4	.429
Schmidt Fieldhouse	0-1	.000
Music Hall	0-1	.000
Armory Fieldhouse	5-4	.556
Cincinnati Gardens	3-2	.600
U.S. Bank Arena	3-1	.750
Fifth Third Arena	13-4	.765
Away	16-28	.363
Neutral	11-7	.611

Current Streak: Won 2

Longest Winning Streak: 5 (Tay Baker - 1966-67)

Longest Losing Streak: 4 (Bob Ruess, 1943 - John Weithe, 1950)

- On Dec. 21, 1981 Cincinnati and Bradley played an NCAA-record 7-overtime game which UC won, 75-73.
- Cincinnati has been involved in two of the five NCAA tournament championship games to go into overtime. The Bearcats defeated Ohio State, 70-65, in 1961 but lost to Loyola (Ill.), 60-58, in 1963.
- In 1966-67, Cincinnati played six overtime games, winning five.

UC COACHES IN OVERTIME GAMES

COACH (YEARS)	NO.	RECORD	PCT.
Bob Huggins (1989-2005)	25	14-11	.560
Mick Cronin (2006-pres.)	20	11-9	.550
Tay Baker (1965-72)	9	7-2	.778
Ed Jucker (1960-65)	9	4-5	.444
Ed Badger (1978-83)	8	3-5	.375
Tony Yates (1983-89)	7	2-5	.286
John Wiethe (1946-52)	5	1-4	.200
George Smith (1952-60)	4	3-1	.750
Gale Catlett (1972-78)	4	2-2	.500
Frank Rice (1928-32)	4	1-3	.250
Boyd Chambers (1918-28)	3	3-0	1.000
Clark Ballard (1939-42)	2	2-0	1.000
Andy Kennedy (2005-06)	2	1-1	.250
Tay Brown (1933-37)	2	0-2	.000
John Halliday (1932-33)	1	0-1	.000
Bob Ruess (1942-44)	1	0-1	.000
Walter Van Winkle (1937-39)	0	—	—
Ray Farnham (1944-46)	0	—	—

OVERTIME GAMES IN MICK CRONIN ERA

1/20/07	W	UC 96, West Virginia 83	1	SC
2/28/07	W	UC 70, Seton Hall 67	1	SC
2/9/08	W	UC 72, Rutgers 68	1	SC
3/2/08	L	Providence 81, UC 79	1	A
12/20/08	W	UC 85, Eastern Kentucky 77	1	SC
2/7/09	W	UC 64, Georgetown 62	1	SC
3/7/09	L	Seton Hall 67, UC 63	1	SC
11/25/09	L	Gonzaga 61, UC 59	1	N
12/13/09	L	Xavier 83, UC 79	2	A
2/21/10	L	Marquette 79, UC 76	1	SC
2/19/11	W	UC 93, Providence 81	1	A
11/25/11	L	Marshall 73, UC 69	1	SC
1/21/12	L	West Virginia 77, UC 74	1	A
3/8/12	W	UC 72, Georgetown 70	2	N
1/19/13	W	UC 71, Marquette 69	1	SC
2/21/13	L	UConn 73, UC 66	1	A
3/9/13	W	UC 61, USF 53	1	SC
12/13/14	L	Nebraska 56, UC 55	2	A
12/17/14	W	UC 71, San Diego State 62	1	SC
3/19/15	W	UC 66, Purdue 65	1	N

THE LAST TIME...

TEAM

100 Points by a Team

By UC	106 vs. Robert Morris, 11/15/15
By Opponent	105 by UCLA (20T), 3/17/02

90-99 Points by a Team

By UC	99 vs. Arkansas-Pine Bluff, 11/22/15
By Opponent	95 at Marquette, 2/11/12

30-plus Point Win

By UC	49 vs. Arkansas-Pine Bluff, 11/22/15
By Opponent	38 (89-51) vs. Notre Dame, 3/10/11

60 Percent Shooting by a Team

By UC	.610 vs. Western Carolina, 11/13/15
By Opponent	.674 vs. Pittsburgh, 2/14/09

50 Percent Shooting by a Team

By UC	.500 vs. Butler, 12/2/15
By Opponent	.526 vs. Xavier, 2/18/15

Cincinnati Played a Ranked Opponent

UC Win	62-54 at No. 23/23 SMU, 2/5/15
UC Loss	81-79 vs. No. 11 Iowa State, 12/22/15

Overtime Game

UC Win	66-65 (OT) vs. Purdue, 3/19/15
UC Loss	56-55 (2OT) at Nebraska, 12/13/14

Double Overtime Game

UC Win	72-70 (2OT) vs. Georgetown, 3/8/12
UC Loss	56-55 (2OT) at Nebraska, 12/13/14

Triple Overtime Game

UC Win	75-73 (7OT*) vs. Bradley, 12/21/81
UC Loss	89-85 (4OT) vs. Memphis, 1/31/81

* - NCAA record.

INDIVIDUAL

40 Points by a Player

By UC	41, Steve Logan vs. Southern Mississippi, 2/15/02
By Opponent	41, Dell Curry, Virginia Tech, 1985-86

30 Points by a Player

By UC	34, Sean Kilpatrick vs. No. 20 Memphis, 3/6/14
By Opponent	33, Dalton Pepper, at Temple, 1/26/14

20 Rebounds by a Player

By UC	20, Cedric McGowan vs. DePaul, 1/4/06
By Opponent	four times

15 Rebounds by a Player

By UC	16, Gary Clark vs. East Carolina, 1/6/15
By Opponent	15, Greg Monroe, vs. Georgetown, 3/6/10

Two Players with 20 or More Points in Same Game

By UC	Sean Kilpatrick(34), Titus Rubles (24) vs. No. 20 Memphis, 3/6/14
By Opponent	Elijah Pittman (20), D.D. Scarver (20) vs. Marshall, 12/15/10

Three Players with 10 or More Rebounds in Same Game

By UC	Justin Jackson (13), Jermaine Sanders (13) & Sean Kilpatrick (10) vs. Chicago State, 12/23/13
-------	--

Two Players with 10 or More Rebounds in Same Game

By UC	Coreontae DeBerry (12) and Gary Clark (10) at Bowling Green, 11/18/15
By Opponent	Jamarr Sanders (11) and Elijah Millsap (15) at UAB, 12/16/09

10 Assists by a Player

By UC	10, Cashmere Wright, vs. Marshall, 11/25/11
By Opponent	10, Chris Howard, at USF, 2/14/09

Five Steals by a Player

By UC	5, Shaq Thomas, vs. Robert Morris, 11/15/15
By Opponent	5, Antonio Robinson, at East Carolina, 2/1/15

Five Blocked Shots by a Player

By UC	6, Octavius Ellis at UConn, 1/10/15
By Opponent	5, Hamady Ndiaye, vs. Rutgers, 3/9/10

Double-Double by a UC Player

UC Win	Gary Clark (13 pts., 14 rebs.) vs. Morgan State, 12/6/15
UC Loss	Octavius Ellis (14 pts., 14 rebs.) at East Carolina, 2/1/15

Double-Doubles by Two UC Players

By UC	Justin Jackson (15 pts., 10 rebs.) & Titus Rubles (13 pts, 12 rebs) vs. Temple, 1/14/14
-------	---

Double-Doubles by Three UC Players

By UC	Sean Kilpatrick (21 pts, 10 rebs), Justin Jackson (16 pts., 12 rebs.) & Jermaine Sanders (13 pts, 14 rebs) vs. Chicago State, 12/23/13
-------	--

Triple-Double by a UC Player

By UC	Eric Hicks (22 pts., 12 rebs., 10 blks.) vs. Marquette, 1/7/06
-------	---

UC Player Led Team in Points, Rebounds & Assists

By UC	Sean Kilpatrick (26 pts., 12 rebs., 6 asst.) vs. SMU, 1/1/13
-------	---

A Player Won a Game in the Final Seconds

By UC	Titus Rubles putback with 4 seconds left UC defeats Pittsburgh 44-43, 12/17/13
By Opponent	Roosevelt Jones layup with :00.1 left Butler defeats UC 78-76, 12/2/15

Four Players Scored in Double Figures

By UC	Octavius Ellis (13), Shaq Thomas (11), Farad Cobb (11), Troy Caupain (10) at Xavier (12/12/15)
-------	--

Five Players Scored in Double Figures

By UC	Farad Cobb (20), Octavius Ellis (12), Coreontae DeBerry (11), Gary Clark (10), Quadri Moore (10) vs. Arkansas-Pine Bluff, 11/22/15
-------	--

Six Players Scored in Double Figures

By UC	Shaq Thomas (15), Gary Clark (13), Octavius Ellis (13) Farad Cobb (11), Coreontae DeBerry (11), Kevn Johnson (10) vs. Morgan State, 12/6/15
-------	---

Seven Players Scored in Double Figures

By UC	Sean Kilpatrick (21), Justin Jackson (19), Jermaine Sanders (14), Shaquille Thomas (14), Ge'Lawn Guyn (10), Troy Caupain (10) & Kevin Johnson (10) vs. Chicago State, 12/23/13
-------	---

Eight Players Scored in Double Figures

By UC	Farad Cobb (15), Shaq Thomas (14), Kevin Johnson (14), Coreontae DeBerry (12), Justin Jenifer (11), Quadri Moore (10), Jacob Evans (10), Octavius Ellis (10) vs. Robert Morris, 11/15/15
-------	---

CRONIN ERA BESTS

Most Points Scored

106 (W, 106-44)	vs. Robert Morris	11/15/15
102 (W, 102-60)	vs. Miss. Valley St.	11/13/12
102 (W, 102-62)	vs. Chicago State	12/23/13
101 (W, 101-53)	vs. Ark.-Pine Bluff	12/21/11
101 (W, 101-70)	vs. Radford	12/17/11

Most Points Scored (Half)

60 (W, 99-50)	vs. Arkansas-Pine Bluff	(2nd) 11/22/15
59 (W, 97-84)	vs. No. 20 Memphis	(2nd) 3/6/14
59 (W, 102-60)	vs. Miss. Valley St.	(2nd) 11/13/12

Highest FG Percentage

.647 (33-51)	vs. UCF	2/25/15
.632 (36-57)	vs. Campbell	11/20/13
.628 (27-43)	vs. St. John's	2/11/09
.610 (36-59)	vs. Western Carolina	11/13/15
.603 (38-63)	vs. Radford	12/17/11

Highest 3-Pt. Percentage

.643 (9-14)	vs. Temple	1/17/14
.636 (7-11)	vs. Stony Brook	12/2/14
.600 (6-10)	vs. St. John's	2/11/09
.583 (7-12)	at No. 23/23 SMU	2/5/15
.583 (7-12)	at Georgetown	1/27/07
.583 (14-24)	vs. Central Michigan	11/25/06

Most Rebounds

69	vs. Chicago State	12/23/13
56	vs. North Carolina A&T	11/18/12

Most Assists

32	vs. Robert Morris	11/15/15
27	vs. Toledo	11/18/09
25	vs. Chicago State	12/23/13
25	vs. Morgan State	12/6/15

Most Blocked Shots

12	vs. Wagner	12/23/14
12	vs. Marquette	1/19/13
12	at DePaul	1/15/13
12	vs. North Carolina A&T	11/18/12
10	vs. Butler	12/2/15
10	at UConn	1/10/15
10	vs. Memphis	1/4/14
10	vs. Chicago State	12/23/13
10	vs. Wright State	12/22/12
10	vs. UT Martin	11/11/12
10	vs. Chicago State	12/23/11
10	vs. Alabama State	11/13/11
10	vs. Western Illinois	11/22/08

Most Steals

23	vs. Ark.-Little Rock	12/6/12
19	vs. Ark.-Pine Bluff	11/22/15
18	vs. Robert Morris	11/15/15
16	vs. Ark.-Pine Bluff	12/21/11

Most Forced Turnovers

32	vs. Ark.-Little Rock	12/6/12
32	vs. North Carolina State	12/23/06
30	vs. Ark.-Pine Bluff	11/22/15
29	vs. Robert Morris	11/15/15
29	vs. Ark.-Pine Bluff	12/21/11

Fewest Points Allowed

34	vs. Dayton	11/27/10
37	vs. Saint Francis (Pa.)	11/14/14
39	vs. Howard	11/10/06
	at West Virginia	1/30/08
	vs. North Carolina A&T	11/18/12

Fewest Points Allowed (Half)

13	vs. Marquette	1/19/13
14	vs. Alabama State	(1st) 11/13/11

Lowest FG Percentage Allowed

.152 (10-66)	vs. North Carolina A&T	11/18/12
.200 (12-60)	vs. Dayton	11/27/10
.200 (10-50)	at West Virginia	1/30/08

Lowest 3-Pt. FG Percentage Allowed

.000 (0-10)	at No. 24/22 Pittsburgh	12/31/12
.000 (0-4)	vs. Texas Southern	11/18/08
.045 (1-22)	at West Virginia	1/30/08
.063 (1-16)	vs. Providence	3/13/13
.091 (1-11)	vs. USF	2/2/14

Biggest Win

62 (106-44)	vs. Robert Morris	11/15/15
54 (93-39)	vs. North Carolina A&T	11/18/12




0

QUADRI MOORE
F • 6-8 • 220 • SO-1L
LINDEN, N.J.



1

JACOB EVANS III
G/F • 6-6 • 210 • FR-HS
BATON ROUGE, LA.



2

OCTAVIUS ELLIS
F • 6-10 • 235 • SR-1L
MEMPHIS, TENN.



3

JUSTIN JENIFER
G • 5-10 • 175 • FR-HS
BALTIMORE, MD.




10

TROY CAUPAIN
G • 6-4 • 205 • JR-2L
MIDLOTHIAN, VA.



11

GARY CLARK
F » 6-8 » 235 » SO-1L
CLAYTON, N.C.



13

TRE SCOTT
F • 6-8 • 225 • FR-HS
DARIEN, GA.




21

FARAD COBB
G • 6-1 • 170 • SR-1L
WEST PALM BEACH, FLA.



22

COREONTAE DEBERRY
F • 6-9 • 265 • SR-1L
HOLLAND, MICH.




24

SHAQ THOMAS
F • 6-7 • 210 • R-SR-3L
PATERSON, N.J.



25

KEVIN JOHNSON
G • 6-3 • 180 • JR-2L
CINCINNATI, OHIO



32

KYLE WASHINGTON
F • 6-9 • 240 • JR-TR
CHAMPLIN, MINN.



45

ZACK TOBLER
F • 6-5 • 240 • JR-2L
FORT MITCHELL, KY.



MICK CRONIN
HEAD COACH



LARRY DAVIS
ASSOCIATE HEAD COACH



DARREN SAVINO
ASSISTANT COACH



ANTWON JACKSON
ASSISTANT COACH

CINCINNATI PLAYER SEASON & CAREER HIGHS

#0 - QUADRI MOORE

2015-16 SEASON		CAREER
10, 2x (last vs. Ark.-Pine Bluff, 11/22/15)	Pts	10, 3x (last vs. Ark.-Pine Bluff, 11/22/15)
7 vs. Robert Morris, 11/15/15	FG Atts	8 vs. Saint Francis, 11/14/14
5 vs. Robert Morris, 11/15/15	FG Made	5 vs. Robert Morris, 11/15/15
1, 2x (last at Bowling Green, 11/18/15)	3PT-FG Atts	3 vs. Saint Francis, 11/14/14
0	3PT-FG Made	2 vs. Stony Brook, 12/2/14
8 vs. Ark.-Pine Bluff, 11/22/15	FT Atts	8 vs. Ark.-Pine Bluff, 11/22/15
6 vs. Ark.-Pine Bluff, 11/22/15	FT Made	6, 2x (last vs. Ark.-Pine Bluff, 11/22/15)
8 vs. Ark.-Pine Bluff, 11/22/15	Rebs	8 vs. Ark.-Pine Bluff, 11/22/15
1, 2x (last vs. Morgan State, 12/6/15)	Assts	2 vs. Stony Brook, 12/2/14
3 vs. Ark.-Pine Bluff, 11/22/15	Stls	3 vs. Ark.-Pine Bluff, 11/22/15
1 at Bowling Green, 11/18/15	Blks	2 vs. Wagner, 12/23/14
14, 2x last (vs. Ark.-Pine Bluff, 11/22/15)	Mins	18 vs. Wagner, 12/23/14

#1 - JACOB EVANS III

2015-16 SEASON		CAREER
16 vs. Butler, 12/2/15	Pts	16 vs. Butler, 12/2/15
13 vs. Butler, 12/2/15	FG Atts	13 vs. Butler, 12/2/15
6 vs. Butler, 12/2/15	FG Made	6 vs. Butler, 12/2/15
10 vs. Butler, 12/2/15	3PT-FG Atts	10 vs. Butler, 12/2/15
4 vs. Butler, 12/2/15	3PT-FG Made	4 vs. Butler, 12/2/15
6, 2x (last vs. Norfolk State, 12/15/15)	FT Atts	6, 2x (last vs. Norfolk State, 12/15/15)
6 vs. Norfolk State, 12/15/15	FT Made	6 vs. Norfolk State, 12/15/15
8 at VCU, 12/19/15	Rebs	8 at VCU, 12/19/15
4, 2x (last vs. Butler, 12/2/15)	Assts	4, 2x (last vs. Butler, 12/2/15)
3 vs. Robert Morris, 11/15/15	Stls	3 vs. Robert Morris, 11/15/15
3 at VCU, 12/19/15	Blks	3 at VCU, 12/19/15
29, 2x (last at VCU, 12/19/15)	Mins	29, 2x (last at VCU, 12/19/15)

#2 - OCTAVIUS ELLIS

2015-16 SEASON		CAREER
17 vs. Western Carolina, 11/13/15	Pts	20 vs. UCF, 2/25/15
12 vs. Butler, 12/2/15	FG Atts	12, 2x (last 12 vs. Butler, 12/2/15)
8 vs. Western Carolina, 11/13/15	FG Made	8 vs. Western Carolina, 11/13/15
0	3PT-FG Atts	1 vs. USF, 2/7/15
0	3PT-FG Made	0
14 vs. Ark.-Pine Bluff, 11/22/15	FT Atts	14 vs. Ark.-Pine Bluff, 11/22/15
8, 2x (last vs. Butler, 12/2/15)	FT Made	10, vs. Morehead State, 11/19/14
11 vs. Norfolk State, 12/15/15	Rebs	14 at East Carolina, 2/1/15
5 vs. Norfolk State, 12/15/15	Assts	5 vs. Norfolk State, 12/15/15
4 vs. Western Carolina, 11/13/15	Stls	4 vs. Western Carolina, 11/13/15
3, 3x (last vs. Norfolk State, 12/15/15)	Blks	6 at UConn, 1/10/15
28 at Xavier, 12/12/15	Mins	40- vs. San Diego State, 12/17/14

#3 - JUSTIN JENIFER

2015-16 SEASON		CAREER
11 vs. Robert Morris, 11/15/15	Pts	11 vs. Robert Morris, 11/15/15
6, 3x (last vs. Morgan State, 12/6/15)	FG Atts	6, 3x (last vs. Morgan State, 12/6/15)
3, 3x (last vs. Ark.-Pine Bluff, 11/22/15)	FG Made	3, 3x (last vs. Ark.-Pine Bluff, 11/22/15)
4 vs. Ark.-Pine Bluff, 11/22/15	3PT-FG Atts	4 vs. Ark.-Pine Bluff, 11/22/15
2 vs. Ark.-Pine Bluff, 11/22/15	3PT-FG Made	2 vs. Ark.-Pine Bluff, 11/22/15
6 vs. Robert Morris, 11/15/15	FT Atts	6 vs. Robert Morris, 11/15/15
6 vs. Robert Morris, 11/15/15	FT Made	6 vs. Robert Morris, 11/15/15
3 vs. Western Carolina, 11/13/15	Rebs	3 vs. Western Carolina, 11/13/15
9 vs. Robert Morris, 11/15/15	Assts	9 vs. Robert Morris, 11/15/15
3 at Bowling Green, 11/18/15	Stls	3 at Bowling Green, 11/18/15
0	Blks	0
19, 2x (last vs. Ark.-Pine Bluff, 11/22/15)	Mins	19, 2x (last vs. Ark.-Pine Bluff, 11/22/15)

#10 - TROY CAUPAIN

2015-16 SEASON		CAREER
18 vs. Iowa State, 12/22/15	Pts	20 vs. UConn, 1/29/15
14, 3x (last Iowa State, 12/22/15)	FG Atts	15 at UConn, 1/10/15
6 vs. Iowa State, 12/22/15	FG Made	8, 2x (last vs. UConn, 1/29/15)
9 at Xavier, 12/12/15	3PT-FG Atts	9 at Xavier, 12/12/15
4 vs. Nebraska, 11/27/15	3PT-FG Made	3, 4x (last vs. UConn, 3/13/15)
6 vs. Iowa State, 12/22/15	FT Atts	11 vs. Morehead State, 11/19/14
5 vs. Iowa State, 12/22/15	FT Made	8 vs. Morehead State, 11/19/14
5, 2x (last Iowa State, 12/22/15)	Rebs	6, 5x (last at Tulsa, 3/4/15)
9 vs. Robert Morris, 11/15/15	Assts	9, 2x (last vs. Robert Morris, 11/15/15)
3 vs. Robert Morris, 11/15/15	Stls	5 at Nebraska, 12/13/14
1, 4x (last vs. Norfolk State, 12/15/15)	Blks	2 vs. UConn, 1/29/15
37 at VCU, 12/19/15	Mins	45 at Nebraska, 12/13/14

#11 - GARY CLARK

2015-16 SEASON		CAREER
21 vs. Western Carolina, 11/13/15	Pts	21 vs. Western Carolina, 11/13/15
11 vs. Norfolk State, 12/15/15	FG Atts	12 vs. UConn, 1/29/15
9, 2x (last vs. Norfolk State, 12/15/15)	FG Made	9, 2x (last vs. Norfolk State, 12/15/15)
1, 6x (last vs. Iowa State, 12/22/15)	3PT-FG Atts	1, 11x (last vs. Iowa State, 12/22/15)
2 vs. Morgan State, 12/6/15	3PT-FG Made	2 vs. Morgan State, 12/6/15
8 at VCU, 12/19/15	FT Atts	8 at VCU, 12/19/15
7 at VCU, 12/19/15	FT Made	7 at VCU, 12/19/15
14 vs. Morgan State, 12/6/15	Rebs	16 vs. East Carolina, 1/6/15
5 vs. Morgan State, 12/6/15	Assts	5, 2x (last vs. Morgan State, 12/6/15)
3 vs. George Washington, 11/28/15	Stls	4, 3x (last vs. UConn, 1/29/15)
3 vs. Western Carolina, 11/13/15	Blks	4, 2x (last vs. East Carolina, 1/6/15)
37 vs. SE Louisiana, 11/24/15	Mins	37 vs. SE Louisiana, 11/24/15

#13 - TRE SCOTT

2015-16 Season		Career
0	Pts	0
0	FG Atts	0
0	FG Made	0
0	3PT-FG Atts	0
0	3PT-FG Made	0
0	FT Atts	0
0	FT Made	0
0	Rebs	0
0	Assts	0
0	Stls	0
0	Blks	0
0	Mins	0

#21 - FARAD COBB

2015-16 SEASON		CAREER
20, 3x (last vs. Norfolk State, 12/15/15)	Pts	24 vs. Morehead State, 11/19/14
14, 3x (last vs. Norfolk State, 12/15/15)	FG Atts	14, 4x (last vs. Norfolk State, 12/15/15)
7, 3x (last vs. Norfolk State, 12/15/15)	FG Made	9 at Tulsa, 3/4/15
11 at Bowling Green, 11/18/15	3PT-FG Atts	11 at Bowling Green, 11/18/15
6 at Bowling Green, 11/18/15	3PT-FG Made	7 vs. Kansas (at Chattanooga), 11/15/12
4 at VCU, 12/19/15	FT Atts	6 vs. Memphis, 3/8/15
4 at VCU, 12/19/15	FT Made	6 vs. Memphis, 3/8/15
4 at Xavier, 12/12/15	Rebs	7 vs. Tulane, 2/14/15
3, 4x (last vs. Iowa State, 12/22/15)	Assts	4, 2x (last at Temple, 2/10/15)
4 vs. Ark.-Pine Bluff, 11/22/15	Stls	5 at Houston, 2/21/15
1 vs. Western Carolina, 11/13/15	Blks	1, 5x (last vs. Western Carolina, 11/13/15)
28 vs. Morgan State, 12/6/15	Mins	36, vs. Purdue, 3/19/15

#22 - COREONTAE DEBERRY

2015-16 SEASON		CAREER
12, 2x (last vs. Robert Morris, 11/15/15)	Pts	13 vs. Purdue, 3/19/15
9 vs. Robert Morris, 11/15/15	FG Atts	13 vs. Purdue, 3/19/15
4, 3x (last vs. Morgan State, 12/6/15)	FG Made	13 vs. Purdue, 3/19/15
0	3PT-FG Atts	0
0	3PT-FG Made	0
9 vs. Ark.-Pine Bluff, 11/22/15	FT Atts	9 vs. Ark.-Pine Bluff, 11/22/15
5 vs. Ark.-Pine Bluff, 11/22/15	FT Made	5 vs. Ark.-Pine Bluff, 11/22/15
12 at Bowling Green, 11/18/15	Rebs	12 at Bowling Green, 11/18/15
1, 3x (last vs. Iowa State 12/22/15)	Assts	1, 5x (last vs. Iowa State 12/22/15)
3 vs. Ark.-Pine Bluff, 11/22/15	Stls	3 vs. Ark.-Pine Bluff, 11/22/15
4 vs. Butler, 12/2/15	Blks	4 vs. Butler, 12/2/15
22 at Bowling Green, 11/18/15	Mins	26, vs. Purdue, 3/19/15

#24 - SHAQ THOMAS

2015-16 SEASON		CAREER
15 vs. Morgan State, 12/6/15	Pts	18 at Houston, 2/21/15
11 at Xavier, 12/12/15	FG Atts	11, 2x (last at Xavier, 12/12/15)
7 vs. Morgan State, 12/6/15	FG Made	7, 2x (last vs. Morgan State, 12/6/15)
4 at Xavier, 12/12/15	3PT-FG Atts	4 at Xavier, 12/12/15
2 vs. Nebraska, 11/27/15	3PT-FG Made	2 vs. Nebraska, 11/27/15
7 vs. Western Carolina, 11/13/15	FT Atts	8, 2x (last at Houston, 2/21/15)
4, 2x (last vs. Nebraska, 11/27/15)	FT Made	7, at Houston, 2/21/15
9 vs. Morgan State, 12/6/15	Rebs	9, 2x (last vs. Morgan State, 12/6/15)
4 vs. Morgan State, 12/6/15	Assts	5, 2x (last vs. UCF, 1/23/14)
5 vs. Robert Morris, 11/15/15	Stls	5 vs. Robert Morris, 11/15/15
2, 2x (last vs. Morgan State, 12/6/15)	Blks	2, 5x (last vs. Morgan State, 12/6/15)
33 at Xavier, 12/12/15	Mins	38 at Houston, 2/21/15

#25 - KEVIN JOHNSON

2015-16 SEASON		CAREER
14 vs. Robert Morris, 11/15/15	Pts	15 at Tulane, 2/28/15
14 vs. Robert Morris, 11/15/15	FG Atts	14 vs. Robert Morris, 11/15/15
5 vs. Robert Morris, 11/15/15	FG Made	5, 4x (last vs. Robert Morris, 11/15/15)
9 vs. Robert Morris, 11/15/15	3PT-FG Atts	9 vs. Robert Morris, 11/15/15
4 vs. Robert Morris, 11/15/15	3PT-FG Made	4, 3x (vs. Robert Morris, 11/15/15)
4 at VCU, 12/19/15	FT Atts	6, 2x (last vs. Memphis, 3/8/15)
4 at VCU, 12/19/15	FT Made	5, vs. Chicago State, 12/23/13
5 vs. Nebraska, 11/27/15	Rebs	5, 2x (last vs. Nebraska, 11/27/15)
3, 4x (last vs. Morgan State, 12/6/15)	Assts	3, 13x (last vs. Morgan State, 12/6/15)
2, 3x (last vs. Morgan State, 12/6/15)	Stls	4 vs. Wagner, 12/23/14
0	Blks	2 vs. Stony Brook, 12/2/14
25 vs. George Washington, 11/28/15	Mins	36 at Temple, 2/10/15

#45 - ZACK TOBLER

2015-16 SEASON		CAREER
5 vs. Ark.-Pine Bluff, 11/22/15	Pts	5 vs. Ark.-Pine Bluff, 11/22/15
1, 3x (last vs. Ark.-Pine Bluff, 11/22/15)	FG Atts	1, 9x (last vs. Ark.-Pine Bluff, 11/22/15)
1 vs. Western Carolina, 11/13/15	FG Made	1, 2x (last vs. Western Carolina, 11/13/15)
0	3PT-FG Atts	1, 3x (last vs. Houston, 1/21/15)
0	3PT-FG Made	0
6 vs. Ark.-Pine Bluff, 11/22/15	FT Atts	6 vs. Ark.-Pine Bluff, 11/22/15
5 vs. Ark.-Pine Bluff, 11/22/15	FT Made	5 vs. Ark.-Pine Bluff, 11/22/15
2 vs. Ark.-Pine Bluff, 11/22/15	Rebs	2 vs. Ark.-Pine Bluff, 11/22/15
1 vs. Robert Morris, 11/15/15	Assts	1 vs. Robert Morris, 11/15/15
0	Stls	0
0	Blks	0
4 vs. Ark.-Pine Bluff, 11/22/15	Mins	4, 2x (last vs. Ark.-Pine Bluff, 11/22/15)



#0 QUADRI MOORE

FORWARD • 6-8 • 220 • SOPHOMORE • 1L • LINDEN, N.J. (LINDEN HIGH SCHOOL)

MOMENTS

» Scored a season-high 10 points, making all six attempts from the free-throw line against Wagner (12/23/14)

» Connected on a trio of threes in tallying nine points against Saint Francis (11/14/14)

2015-16 Season (Sophomore): Posted 10 points, a career-high eight rebounds and three steals in 14 minutes against Arkansas-Pine Bluff (11/22) ... tied a career-high with 10 points on 5-of-7 shooting with a career-high four rebounds against Robert Morris (11/15).

2014-15 Season (Freshman): Played in 26 games as a reserve, averaging 2.2 points and 1.1 rebounds in 8.2 minutes ... shot 73.3 percent (11 of 15) from the free-throw line for the season ... scored six or more points in six games on the year ... posted a season-high 10 points, going 6 of 6 from the free-throw line with two blocks and two steals against Wagner (12/23).

Prior to Cincinnati: Averaged 16.3 points, 6.9 rebounds and 1.1 blocks as a senior while helping lead Linden to the 2014 Group 4A state title and NJSIAA Tournament of Champions semifinals ... named 2014 First Team All-State and Union County Player of the Year by the New Jersey Star Ledger ... tallied 22 points, 21 rebounds and five blocks in the Group 4A state title championship game against Trenton ... averaged 14.6 points, 5.7 rebounds and 1.1 blocks while making 19 three-pointers as a junior... tabbed a three-start prospect and ranked among the nation's top 150 players by Rivals, Scout and ESPN.

Personal: Born Nov. 22, 1994 in Linden, New Jersey ... Son of Karine Marable and Zahir Moore ... Has one brother, Zahir Jr. ... right-handed ... first name pronounced "qua-DREE."

SEASON & CAREER STATISTICS

2015-16 SEASON		CAREER
10, 2x (last vs. Ark.-Pine Bluff, 11/22/15)	Pts	10, 3x (last vs. Ark.-Pine Bluff, 11/22/15)
7 vs. Robert Morris, 11/15/15	FG Atts	8 vs. Saint Francis, 11/14/14
5 vs. Robert Morris, 11/15/15	FG Made	5 vs. Robert Morris, 11/15/15
1, 2x (last at Bowling Green, 11/18/15)	3PT-FG Atts	3 vs. Saint Francis, 11/14/14
0	3PT-FG Made	2 vs. Stony Brook, 12/2/14
8 vs. Ark.-Pine Bluff, 11/22/15	FT Atts	8 vs. Ark.-Pine Bluff, 11/22/15
6 vs. Ark.-Pine Bluff, 11/22/15	FT Made	6, 2x (last vs. Ark.-Pine Bluff, 11/22/15)
8 vs. Ark.-Pine Bluff, 11/22/15	Rebs	8 vs. Ark.-Pine Bluff, 11/22/15
1, 2x (last vs. Morgan State, 12/6/15)	Assts	2 vs. Stony Brook, 12/2/14
3 vs. Ark.-Pine Bluff, 11/22/15	Stls	3 vs. Ark.-Pine Bluff, 11/22/15
1 at Bowling Green, 11/18/15	Blks	2 vs. Wagner, 12/23/14
14, 2x last (vs. Ark.-Pine Bluff, 11/22/15)	Mins	18 vs. Wagner, 12/23/14

MISCELLANEOUS STATISTICS

CATEGORY	2014-15	2015-16	CAREER
Double-Figure Scoring Games	1	2	3
Double-Figure Rebounding Games	0	0	0
Double-Double Games	0	0	0
20-Point Scoring Games	0	0	0
Games Led UC in Scoring	0	0	0
Games Led UC in Rebounding	0	1	1
Games Led UC in Assists	0	0	0
Games With 3+ Assists	0	0	0
Games With 3+ Blocks	0	0	0
Games With 3+ Steals	0	1	1
Games With 3+ Three-Pointers	0	0	0

GAME-BY-GAME STATISTICS

2015-16 (SOPHOMORE SEASON)

Opponent	Date	gs	min	Total		3-Pointers		Free throws		Rebounds					pf	a	tlo	blk	stl	pts	avg
				fg-fga	pct	3fg-fga	pct	ft-fga	pct	off	def	tot	avg								
WESTERN CAROLINA	11/13/15	9	0-0	.000	0-0	.000	0-0	.000	1	0	1	1.0	0	1	2	0	0	0	0.0		
ROBERT MORRIS	11/15/15	14	5-7	.714	0-1	.000	0-0	.000	2	2	4	2.5	1	0	2	0	1	10	5.0		
at Bowling Green	11/18/15	13	1-2	.500	0-1	.000	1-2	.500	0	1	1	2.0	1	0	1	0	1	3	4.3		
ARKANSAS-PINE BLUFF	11/22/15	14	2-5	.400	0-0	.000	6-8	.750	4	4	8	3.5	2	0	3	0	3	10	5.8		
SE LOUISIANA	11/24/15	6	0-2	.000	0-1	.000	0-0	.000	0	0	0	2.8	0	0	0	0	0	4.6			
vs Nebraska	11/27/15	4	1-1	1.000	0-0	.000	0-0	.000	0	0	0	2.3	0	0	0	0	0	1	2	4.2	
vs George Washington	11/28/15	8	1-2	.500	0-0	.000	0-0	.000	0	0	0	2.0	0	0	1	0	2	3.9			
MORGAN STATE	12/6/15	9	1-4	.250	0-0	.000	0-0	.000	2	2	4	2.3	1	1	1	0	0	2	3.6		
NORFOLK STATE	12/15/15	6	1-3	.333	0-0	.000	1-2	.500	0	0	0	2.0	0	0	2	0	1	3	3.6		
at VCU	12/19/15	7	1-4	.250	0-1	.000	0-1	.000	0	1	1	1.9	2	0	0	0	0	2	3.4		
Totals		0	90	13-30	.433	0-4	.000	8-13	.615	9	10	19	1.9	7	2	11	1	6	34	3.4	

2014-15 (FRESHMAN SEASON)

Opponent	Date	gs	min	Total		3-Pointers		Free throws		Rebounds										
				fg-fga	pct	3fg-fga	pct	ft-fa	pct	off	def	tot	avg	pf	a	to	blk	stl	pts	avg
SAINT FRANCIS	11/14/14	17	4-8	.500	1-3	.333	0-0	.000	0	2	2	2.0	1	0	2	0	2	9	9.0	
MOREHEAD STATE	11/19/14	16	0-1	.000	0-0	.000	1-2	.500	0	1	1	1.5	2	0	1	0	0	1	5.0	
EASTERN ILLINOIS	11/23/14	13	0-1	.000	0-0	.000	1-2	.500	0	2	2	1.7	1	1	2	0	0	1	3.7	
N.C. CENTRAL	11/25/14	6	0-2	.000	0-0	.000	0-0	.000	0	1	1	1.5	0	0	0	0	1	0	2.8	
vs Middle Tennessee	11/28/14	8	1-2	.500	0-0	.000	0-0	.000	0	1	1	1.4	5	0	0	0	0	2	2.6	
vs Ole Miss	11/29/14	12	2-6	.333	0-1	.000	2-2	1.000	0	1	1	1.3	2	0	0	0	0	6	3.2	
STONY BROOK	12/02/14	17	3-4	.750	2-2	1.000	1-2	.500	0	1	1	1.3	0	2	2	0	1	9	4.0	
at Nebraska	12/13/14	9	1-2	.500	0-1	.000	0-0	.000	1	0	1	1.3	0	0	0	0	1	2	3.8	
SAN DIEGO STATE	12/17/14	4	0-2	.000	0-1	.000	0-0	.000	0	0	0	1.1	1	0	0	0	0	0	3.3	
VCU	12/20/14	2	0-0	.000	0-0	.000	0-0	.000	0	1	1	1.1	0	0	0	0	0	0	3.0	
WAGNER	12/23/14	18	2-5	.400	0-1	.000	6-6	1.000	0	1	1	1.1	0	0	0	2	2	10	3.6	
at NC State	12-30-14	4	0-1	.000	0-1	.000	0-0	.000	0	2	2	1.2	0	0	1	0	0	0	3.3	
EAST CAROLINA	01/06/15	8	0-0	.000	0-0	.000	0-0	.000	0	1	1	1.2	4	0	1	0	0	0	3.1	
at UConn	1/10/15	7	3-4	.750	0-1	.000	0-0	.000	2	0	2	1.2	0	0	0	0	0	6	3.3	
at Memphis	1/15/15	14	0-0	.000	0-0	.000	0-0	.000	1	2	3	1.3	0	0	3	1	0	0	3.1	
TEMPLE	01/17/15	11	1-2	.500	0-0	.000	0-0	.000	0	2	2	1.4	2	1	2	0	0	2	3.0	
HOUSTON	01/21/15	2	0-0	.000	0-0	.000	0-0	.000	0	0	0	1.3	0	0	0	0	0	0	2.8	
at UCF	01/25/15	7	1-5	.200	1-2	.500	0-0	.000	1	1	2	1.3	0	0	1	0	0	3	2.8	
UConn	01/29/15	11	0-2	.000	0-0	.000	0-0	.000	0	1	1	1.3	0	0	0	1	0	0	2.7	
at SMU	02/05/15	2	0-0	.000	0-0	.000	0-0	.000	0	0	0	1.3	2	0	1	0	0	0	2.6	
USF	02/07/15	9	0-1	.000	0-0	.000	0-0	.000	0	0	0	1.2	0	1	2	0	0	0	2.4	
UCF	02/25/15	5	3-5	.600	0-0	.000	0-0	.000	1	2	3	1.3	1	1	0	1	0	6	2.6	
at Tulane	02/28/15	4	0-2	.000	0-0	.000	0-1	.000	0	0	0	1.2	3	1	0	0	0	0	2.5	
MEMPHIS	03/08/15	2	0-0	.000	0-0	.000	0-0	.000	0	0	0	1.2	1	0	0	0	0	0	2.4	
vs UConn	3/13/15	2	0-0	.000	0-0	.000	0-0	.000	0	0	0	1.1	0	0	0	0	0	0	2.3	
vs Kentucky	3/21/15	3	0-1	.000	0-1	.000	0-0	.000	0	0	0	1.1	1	0	0	0	0	0	2.2	
Totals		0	213	21-56	.375	4-14	.286	11-15	.733	6	22	28	1.1	26	6	19	4	7	57	2.2

CAREER STATISTICS

Season	gp-gs	min/avg	Total	3-Point	F-Throws	Rebounds														Scoring
			fg-fga	pct	fg-fga	pct	ft-fa	pct	off	def	tot	avg	pf	fo	ast	to	blk	stl	pts	avg
2014-15	26-0	213/8.2	21-56	.375	4-14	.286	11-15	.733	6	22	28	1.1	26	1	6	19	4	7	57	2.2
2015-16	10-0	90/9.0	13-30	.433	0-4	.000	8-13	.615	9	10	19	1.9	7	0	2	11	1	6	34	3.4
TOTAL	36-0	303/8.4	34-86	.395	4-18	.222	19-28	.679	15	32	47	1.3	33	1	8	30	5	13	91	2.5



#1 JACOB EVANS III

GUARD/FORWARD • 6-6 • 210 • FRESHMAN • HS • BATON ROUGE, LA. (ST. MICHAEL THE ARCHANGEL)

2015-16 Season (Freshman): Registered 14 points with five rebounds against No. 11 Iowa State (12/22) ... tallied nine points and a season-high eight rebounds and three blocks at VCU (12/19) ... scored a season-high 16 points with four threes and four assists against Butler (12/2) ... tied for game-high honors with a career-high 15 points on 4-of-8 shooting with a trio of threes to go with six rebounds against SE Louisiana (11/24) ... posted 10 points and a pair of three-pointers with three rebounds at Bowling Green (11/18) ... had 10 points with seven rebounds, three steals and two assists against Robert Morris (11/15) ... contributed seven points, five rebounds and three assists in 22 minutes in collegiate debut (11/13).

Prior to Cincinnati: Named to the 2014-15 Louisiana Sports Writers Association's Class 4A All-State First Team ... tabbed the 2014-15 All-Baton Rouge Area Large Schools' Player of the Year by the New Orleans Times-Picayune ... selected a Gatorade Player of the Year nominee, McDonald's All-American nominee and Louisiana Mr. Basketball nominee ... named a two-time most valuable player at the Grady Hornsby Classic ... tabbed most valuable player for Class 4A-District 6 as a senior ... chosen First-Team All-District as a sophomore, junior and senior ... tallied more than 2,000 points and 1,000 rebound during high school career ... helped lead St. Michael's the Archangel to a 29-4 overall record and its first appearance in the Louisiana Class 4A state championship semifinals as a senior, averaging 24.9 points, 9.0 rebounds and 4.8 assists ... helped the Warriors to a 27-7 record while averaging 17.5 points, 7.2 rebounds, 4.1 assists and 3.5 steals as a junior ... tabbed a consensus four-star prospect, he performed well in 2014 summer AAU events - the Pangos All-American Camp and the Fab 48 Tournament in Las Vegas - to earn the distinction of being one of the nation's fastest rising prospects ... listed as a Top 100 prospect according to ESPN, Rivals.com and Scout.com and ranked second in the Times-Picayune Terrific 20 Class of 2015 ... coached in high school by Drew Hart.

Personal: Born June 18, 1997 in Jacksonville, North Carolina ... son of Theresa Chatman-Evans and Jerry Evans ... mother played point guard at Grambling ... has two brothers, Demarquis and Devin Chatman ... right-handed.

SEASON & CAREER STATISTICS

2015-16 SEASON		CAREER
16 vs. Butler, 12/2/15	Pts	16 vs. Butler, 12/2/15
13 vs. Butler, 12/2/15	FG Atts	13 vs. Butler, 12/2/15
6 vs. Butler, 12/2/15	FG Made	6 vs. Butler, 12/2/15
10 vs. Butler, 12/2/15	3PT-FG Atts	10 vs. Butler, 12/2/15
4 vs. Butler, 12/2/15	3PT-FG Made	4 vs. Butler, 12/2/15
6, 2x (last vs. Norfolk State, 12/15/15)	FT Atts	6, 2x (last vs. Norfolk State, 12/15/15)
6 vs. Norfolk State, 12/15/15	FT Made	6 vs. Norfolk State, 12/15/15
8 at VCU, 12/19/15	Rebs	8 at VCU, 12/19/15
4, 2x (last vs. Butler, 12/2/15)	Assts	4, 2x (last vs. Butler, 12/2/15)
3 vs. Robert Morris, 11/15/15	Stls	3 vs. Robert Morris, 11/15/15
3 at VCU, 12/19/15	Blks	3 at VCU, 12/19/15
29, 2x (last at VCU, 12/19/15)	Mins	29, 2x (last at VCU, 12/19/15)

MISCELLANEOUS STATISTICS

CATEGORY	2015-16	CAREER
Double-Figure Scoring Games	6	6
Double-Figure Rebounding Games	0	0
Double-Double Games	0	0
20-Point Scoring Games	0	0
Games Led UC in Scoring	2	2
Games Led UC in Rebounding	0	0
Games Led UC in Assists	0	0
Games With 3+ Assists	3	3
Games With 3+ Blocks	1	1
Games With 3+ Steals	1	1
Games With 3+ Three-Pointers	2	2

GAME-BY-GAME STATISTICS

2015-16 (FRESHMAN SEASON)

Opponent	Date	gs	min	Total		3-Pointers		Free throws		Rebounds									
				fg	pct	3fg	pct	ft	pct	off	def	tot	avg	pf	a	to	blk	stl	pts
WESTERN CAROLINA	11/13/15	22	1-7	.286	1-3	.333	2-2	1,000	1	4	5	5.0	1	3	0	1	1	7	7.0
ROBERT MORRIS	11/15/15	22	3-8	.375	2-4	.500	2-2	1,000	3	4	7	6.0	1	2	0	0	3	10	8.5
at Bowling Green	11/18/15	21	3-7	.429	2-3	.667	2-2	1,000	2	1	3	5.0	0	1	0	2	2	10	9.0
ARKANSAS-PINE BLUFF	11/22/15	23	1-7	.143	0-4	.000	4-6	.667	0	4	4	4.8	0	0	0	1	1	6	8.3
SE LOUISIANA	11/24/15	21	4-8	.500	3-6	.500	4-4	1,000	1	5	6	5.0	1	1	2	0	0	15	9.6
vs Nebraska	11/27/15	19	1-3	.333	0-2	.000	2-2	1,000	0	7	7	5.3	1	4	1	0	0	4	8.7
vs George Washington	11/28/15	15	1-5	.200	1-2	.500	0-0	.000	1	1	2	4.9	1	1	3	1	0	3	7.9
BUTLER	12/2/15	29	6-13	.462	4-10	.400	0-0	.000	0	4	4	4.8	2	4	0	0	0	16	8.9
MORGAN STATE	12/6/15	2	0-0	.000	0-0	.000	0-0	.000	0	0	0	4.2	0	0	0	0	0	0	7.9
at Xavier	12/12/15	18	2-5	.400	0-2	.000	0-0	.000	1	1	2	4.0	1	1	1	2	0	4	7.5
NORFOLK STATE	12/15/15	16	2-6	.333	1-2	.500	6-6	1,000	2	0	2	3.8	1	1	0	0	1	11	7.8
at VCU	12/19/15	29	2-7	.286	1-4	.250	4-4	1,000	3	5	8	4.2	2	0	2	3	1	9	7.9
IOWA STATE	12/22/15	26	4-8	.500	2-5	.400	4-4	1,000	2	3	5	4.2	3	2	0	2	1	14	8.4
Totals		0	263	31-84	.369	17-47	.362	30-32	.938	16	39	55	4.2	14	20	9	12	109	8.4

CAREER STATISTICS

			Total		3-Point		F-Throws		Rebounds										Scoring	
Season	gp-gs	min/avg	fg-fga	pct	fg-fga	pct	ft-fga	pct	off	def	tot	avg	pf	fo	ast	to	blk	stl	pts	avg
2015-16	13-0	263/20.2	31-84	.369	17-47	.362	30-32	.938	16	39	55	4.2	14	0	20	9	12	10	109	8.4
TOTAL	13-0	263/20.2	31-84	.369	17-47	.362	30-32	.938	16	39	55	4.2	14	0	20	9	12	10	109	8.4



#2 OCTAVIUS ELLIS

FORWARD • 6-10 • 235 • SENIOR • 1L • MEMPHIS, TENN. (TRINITY VALLEY COLLEGE [TEXAS])

AWARDS

- » Barclays Center Classic MVP (2015)
- » Preseason First Team American Athletic (2015-16)
- » Riley Wallace All-America Team (2014-15)
- » Second Team American Athletic Conference (2014-15)
- » American Athletic Conference Weekly Honor Roll (11/17/14, 11/24/14, 3/2/15, 11/16/15, 12/6/15)

MOMENTS

- » Had a key tip-in and made two key free throws late to help secure a 61-56 win over George Washington in the championship game of the Barclays Center Classic (11/28/15)
- » Ranked as the only player in The American in 2014-15 to be listed among the top four leaders in field goal percentage (third at .557), blocks (third at 2.0) and rebounding (fourth at 7.2)
- » Scored a season-high 20 points on 7-of-10 shooting with eight rebounds against UCF (2/25/15)
- » Posted a team-high 19 points and game-high 11 rebounds against his hometown Memphis Tigers (3/8/15)

2015-16 Season (Senior): Posted a game-high 13 points on 6-of-9 shooting with six rebounds at No. 12/13 Xavier ... registered a double-double with 16 points and 12 rebounds, making 8 of 10 free throws against Butler (12/2) ... named the MVP of the Barclays Center Classic after averaging 10.5 points and 8.0 rebounds in Brooklyn ... recorded 12 points, nine rebounds and two blocks, with a key tip-in and two free throws late against George Washington (11/28) ... posted double-double with 17 points and a game-high 10 rebounds in season opener (11/13).

2014-15 Season (Junior): Started all 34 games, averaging a team-high 9.9 points, 7.2 rebounds, 2.0 blocks and 1.3 assists in 28.7 minutes ... named to the Riley Wallace All-America Team and chosen as a finalist for the Riley Wallace Award given to the top transfer in Division I basketball ... tabbed an NABC Second Team All-District 25 selection ... named a second team all-conference pick by American Athletic Conference coaches ... selected to The American's Weekly Honor Roll three times (11/7, 11/24 and 3/2) ... ranked as the only player in The American to be listed among the top four leaders in field goal percentage (third at .557), blocks (third at 2.0) and rebounding (fourth at 7.2) ... ranked among the league leaders in offensive rebounds (third at 2.7) and defensive rebounds (tied for fourth 4.5) ... finished near the top of the conference in blocks (third at 2.1), field goal shooting percentage (third at .582) and rebounds (third at 7.3) during league play ... led the Bearcats in rebounding in 18 games, grabbing 10 or more boards eight times ... pulled down at least six rebounds in 24 of UC's 34 games ... led UC in scoring in a team-best 18 games ... averaged a team-high 11.1 points on 59.7 percent (40 of 67) shooting from the field during February ... scored a season-high 20 points on 7-of-10 shooting from the field to go with eight rebounds against UCF (2/25) ... registered three double-doubles on the season with 14 points and a season-high 14 rebounds against East Carolina (2/1), 14 points and a game-high 10 rebounds at Tulane (2/28) and a team-high 19 points and a game-high 11 rebounds against Memphis (3/8) ... recorded a season-high six blocks at UConn (1/10) ... posted at least one block in 28 of 34 games ... made 22 consecutive free throws (starting against Temple [1/17] before missing his first attempt at SMU [2/5]) ... named to Emerald Coast Classic All-Tournament Team.

Prior to Cincinnati: Played two seasons at Trinity Valley College in Athens, Texas ... averaged 14.8 points, 9.7 rebounds and 3.2 blocked shots as a redshirt sophomore during the 2013-14 season while being named First Team All-America by the National Junior College Athletic Association ... helped lead the Cardinals to their first NJCAA tournament appearance since 1999 while posting a 29-7 record ... attended Cincinnati during the 2011-12 academic year, playing a total of 25 minutes in three games, averaging 2.3 points and 1.7 rebounds ... suffered a broken hand in November 2011 and sat out the rest of the season ... later received a medical hardship for the year ... averaged 15 points and 10



ALL-CONFERENCE CANDIDATE

SEASON & CAREER STATISTICS

2015-16 SEASON		CAREER
17 vs. Western Carolina, 11/13/15	Pts	20 vs. UCF, 2/25/15
12 vs. Butler, 12/2/15	FG Atts	12, 2x (last 12 vs. Butler, 12/2/15)
8 vs. Western Carolina, 11/13/15	FG Made	8 vs. Western Carolina, 11/13/15
0	3PT-FG Atts	1 vs. USF, 2/7/15
0	3PT-FG Made	0
14 vs. Ark.-Pine Bluff, 11/22/15	FT Atts	14 vs. Ark.-Pine Bluff, 11/22/15
8, 2x (last vs. Butler, 12/2/15)	FT Made	10, vs. Morehead State, 11/19/14
11 vs. Norfolk State, 12/15/15	Rebs	14 at East Carolina, 2/1/15
5 vs. Norfolk State, 12/15/15	Asssts	5 vs. Norfolk State, 12/15/15
4 vs. Western Carolina, 11/13/15	Stls	4 vs. Western Carolina, 11/13/15
3, 3x (last vs. Norfolk State, 12/15/15)	Blks	6 at UConn, 1/10/15
28 at Xavier, 12/12/15	Mins	40- vs. San Diego State, 12/17/14

MISCELLANEOUS STATISTICS

CATEGORY	2014-15	2015-16	CAREER
Double-Figure Scoring Games	18	7	25
Double-Figure Rebounding Games	8	3	11
Double-Double Games	3	2	5
20-Point Scoring Games	1	0	1
Games Led UC in Scoring	6	2	8
Games Led UC in Rebounding	18	5	23
Games Led UC in Assists	6	0	6
Games With 3+ Assists	4	1	5
Games With 3+ Blocks	14	3	17
Games With 3+ Steals	2	1	3
Games With 3+ Three-Pointers	0	0	0

rebounds as a senior at Whitehaven High School ... tabbed an all-conference selection, averaging 16.8 points, 7.8 rebounds, 2.2 blocks and 2.1 assists as a junior ... rated as a three-star recruit by Rivals.com and Scout.com.

Personal: Born March 10, 1993 in Memphis, Tennessee ... son of Jerrell Horne, a former basketball player at the University of Memphis (1993 & 1994) ... cousin of NBA player Monta Ellis (currently playing with the Indiana Pacers) ... guardian is Flossie Ellis ... has two sisters, Nissa and Dawn Ellis ... right-handed.

CAREER STATISTICS

Season	gp-gs	min/avg	Total fg-fga	pct	3-Point fg-fga	pct	F-Throws ft-fa	pct	Rebounds off	def	tot	avg	pf	fo	ast	to	blk	stl	Scoring pts	avg
2011-12	3-0	25/8.3	2-5	.400	0-0	.000	3-4	.750	1	4	5	1.7	1	0	1	3	2	2	7	2.3
2014-15	34-34	975/28.7	122-219	.557	0-1	.000	93-135	.689	93	152	245	7.2	90	3	44	76	67	28	337	9.9
2015-16	13-13	309/23.8	46-77	.597	0-0	.000	38-65	.585	35	66	101	7.8	30	1	17	29	20	12	130	10.0
TOTAL	50-47	1309/26.2	170-301	.565	0-1	.000	134-204	.657	129	222	351	7.0	121	4	62	108	89	42	474	9.5



#2 OCTAVIUS ELLIS

FORWARD • 6-10 • 235 • SENIOR • 1L • MEMPHIS, TENN. (TRINITY VALLEY COLLEGE [TEXAS])

GAME-BY-GAME STATISTICS

2015-16 (SENIOR SEASON)

Opponent	Date	gs	min	Total		3-Pointers		Free throws		Rebounds							
				fg-fga	pct	3fg-fga	pct	ft-fa	pct	off	def	tot	avg	pf	a	t/o	blk
WESTERN CAROLINA	11/13/15	*	24	8-11	.727	0-0	.000	1-2	.500	4	6	10	10.0	2	1	3	2
ROBERT MORRIS	11/15/15	*	19	4-5	.800	0-0	.000	2-3	.667	0	3	3	6.5	2	0	1	3
at Bowling Green	11/18/15	*	21	2-6	.333	0-0	.000	0-1	.000	3	6	9	7.3	4	0	1	0
ARKANSAS-PINE BLUFF	11/22/15	*	22	2-4	.500	0-0	.000	8-14	.571	2	3	5	6.8	1	1	2	2
SE LOUISIANA	11/24/15	*	21	2-6	.333	0-0	.000	2-2	1.000	3	6	9	7.2	4	2	1	0
vs Nebraska	11/27/15	*	24	4-9	.444	0-0	.000	4-8	.500	7	2	9	7.5	2	2	3	2
vs George Washington	11/28/15	*	29	3-4	.750	0-0	.000	3-4	.750	1	6	7	7.4	0	0	2	0
BUTLER	12/2/15	*	27	4-4	1.000	0-0	.000	8-10	.800	3	9	12	8.0	4	2	4	3
MORGAN STATE	12/6/15	*	21	6-7	.857	0-0	.000	1-2	.500	1	4	5	7.7	1	1	2	2
at Xavier	12/12/15	*	28	6-9	.667	0-0	.000	1-5	.200	2	4	6	7.5	2	2	5	2
NORFOLK STATE	12/15/15	*	26	1-3	.333	0-0	.000	3-6	.500	3	8	11	7.8	1	5	1	3
at VCU	12/19/15	*	20	0-3	.000	0-0	.000	4-6	.667	3	4	7	7.8	5	1	2	0
IOWA STATE	12/22/15	*	27	4-6	.667	0-0	.000	1-2	.500	3	5	8	7.8	2	0	2	1
Totals			13	309	46-77	.597	0-0	.000	38-65	.585	35	66	101	7.8	30	17	29

2014-15 (JUNIOR SEASON)

Opponent	Date	gs	min	Total		3-Pointers		Free throws		Rebounds							
				fg-fga	pct	3fg-fga	pct	ft-fa	pct	off	def	tot	avg	pf	a	t/o	blk
SAINT FRANCIS	11/14/14	*	32	5-8	.625	0-0	.000	3-5	.600	1	7	8	8.0	4	2	4	2
MOREHEAD STATE	11/19/14	*	30	3-5	.600	0-0	.000	10-13	.769	3	4	7	7.5	4	0	1	3
EASTERN ILLINOIS	11/23/14	*	32	3-6	.500	0-0	.000	1-2	.500	5	8	13	9.3	1	1	4	1
N.C. CENTRAL	11/25/14	*	31	3-4	.750	0-0	.000	5-7	.714	4	4	8	9.0	4	2	2	2
vs Middle Tennessee	11/28/14	*	28	1-3	.333	0-0	.000	1-3	.333	3	6	9	9.0	2	2	0	3
vs Ole Miss	11/29/14	*	30	5-6	.833	0-0	.000	3-7	.429	4	3	7	8.7	3	0	2	3
STONY BROOK	12/02/14	*	13	2-5	.400	0-0	.000	1-2	.500	1	2	3	7.9	2	1	1	1
at Nebraska	12/13/14	*	33	2-4	.500	0-0	.000	2-5	.400	2	7	9	8.0	2	1	5	2
SAN DIEGO STATE	12/17/14	*	40	3-5	.600	0-0	.000	2-2	1.000	5	4	9	8.1	4	1	4	4
VCU	12/20/14	*	33	5-8	.625	0-0	.000	2-2	1.000	2	5	7	8.0	1	0	2	3
WAGNER	12/23/14	*	22	4-5	.800	0-0	.000	2-2	1.000	0	1	1	7.4	2	3	1	3
at NC State	12-30/14	*	26	3-5	.600	0-0	.000	5-6	.833	2	5	7	7.3	5	3	1	2
SMU	01/03/15	*	33	6-7	.857	0-0	.000	0-0	.000	2	3	5	7.2	1	1	2	1
EAST CAROLINA	01/06/15	*	28	4-9	.444	0-0	.000	4-4	1.000	4	5	9	7.3	0	1	2	3
at UConn	1/10/15	*	30	3-6	.500	0-0	.000	1-1	1.000	2	4	6	7.2	3	1	4	6
at Memphis	1/15/15	*	21	1-5	.200	0-0	.000	0-1	.000	0	3	3	6.9	5	1	3	1
TEMPLE	01/17/15	*	26	3-8	.375	0-0	.000	7-7	1.000	2	3	5	6.8	2	2	3	1
HOUSTON	01/21/15	*	33	3-3	1.000	0-0	.000	5-5	1.000	4	1	5	6.7	1	2	2	1
at UCF	01/25/15	*	33	3-6	.500	0-0	.000	2-2	1.000	4	6	10	6.9	3	2	1	2
UCONN	01/29/15	*	21	0-1	.000	0-0	.000	4-4	1.000	2	2	4	6.8	4	2	3	0
at East Carolina	02/01/15	*	32	5-6	.833	0-0	.000	4-4	1.000	5	9	14	7.1	3	2	3	3
at SMU	02/05/15	*	36	1-2	.500	0-0	.000	4-6	.667	3	4	7	7.1	2	2	1	4
USF	02/07/15	*	29	4-7	.571	0-1	.000	0-2	.000	3	7	10	7.2	1	3	1	3
at Temple	02/10/15	*	31	2-4	.500	0-0	.000	4-8	.500	2	4	6	7.2	4	1	4	1
TULANE	02/14/15	*	33	7-12	.583	0-0	.000	1-2	.500	2	4	6	7.1	1	0	2	3
XAVIER	02/18/15	*	29	5-11	.455	0-0	.000	1-2	.500	2	2	4	7.0	4	0	1	1
at Houston	2/21/15	*	10	2-4	.500	0-0	.000	0-0	.000	0	1	1	6.8	1	1	1	0
UCF	02/25/15	*	29	7-10	.700	0-0	.000	6-8	.750	3	5	8	6.8	2	3	0	1
at Tulane	02/28/15	*	27	7-11	.636	0-0	.000	0-0	.000	3	7	10	6.9	4	2	1	0
at Tulsa	03/04/15	*	33	2-6	.333	0-0	.000	3-4	.750	3	10	13	7.1	2	1	5	4
MEMPHIS	03/08/15	*	33	6-7	.857	0-0	.000	7-9	.778	6	5	11	7.3	3	1	2	0
vs UConn	3/13/15	*	33	5-10	.500	0-0	.000	1-4	.250	2	5	7	7.3	2	0	3	0
vs Purdue	3/19/15	*	18	3-10	.300	0-0	.000	1-3	.333	2	1	3	7.1	3	0	4	1
vs Kentucky	3/21/15	*	27	4-10	.400	0-0	.000	1-3	.333	5	5	10	7.2	5	0	2	0
Totals			34	975	122-219	.557	0-1	.000	93-135	.689	93	152	245	7.2	90	44	76

2011-12 (FRESHMAN SEASON - RECEIVED MEDICAL HARDSHIP)

Opponent	Date	gs	min	Total		3-Pointers		Free throws		Rebounds							
				fg-fga	pct	3fg-fga	pct	ft-fa	pct	off	def	tot	avg	pf	a	t/o	blk
ALABAMA STATE	11/13/11	11	2-2	1.000	0-0	.000	2-2	1.000	1	1	2	2.0	0	0	0	2	1
JACKSONVILLE STATE	11/15/11	5	0-1	.000	0-0	.000	0-0	.000	0	0	0	1.0	0	1	0	0	1
NORTHWESTERN STATE	11/21/11	9	0-2	.000	0-0	.000	1-2	.500	0	3	3	1.7	1	0	3	0	1
Totals		0	25	2-5	.400	0-0	.000	3-4	.750	1	4	5	1.7	1	1	3	2



#3 JUSTIN JENIFER

GUARD • 5-10 • 175 • FRESHMAN • HS • BALTIMORE, MD. (MILFORD MILL ACADEMY)

2015-16 Season (Freshman): Scored eight points with a pair of threes and two steals against Arkansas-Pine Bluff (11/22) ... posted a career-high 11 points and nine assists in 16 minutes vs. Robert Morris (11/15) ... tallied seven points and three rebounds in collegiate debut (11/13).

Prior to Cincinnati: Earned Baltimore Sun All-Metro second-team honors while averaging 17.3 points, 7.0 assists and 3.0 rebounds as a senior at Milford Mills Academy ... scored 30 or more points three times, including a 40-point effort during his final year, guiding the Millers to a 15-8 overall mark and an appearance at the regional finals ... tabbed a Gatorade Player of the Year nominee as a senior ... scored more than 1,000 points during his career ... helped his squad advance to the Maryland Class 3A state semifinals as a junior, averaging 18 points and 13 assists during the year ... claimed Baltimore Sun All-Metro first-team honors and was tabbed co-Baltimore County Player of the Year while posting double figures in every game and registered 12 double-doubles as a junior ... saw his team post a 26-2 record and win the state championship as a sophomore, tallying 17 points, seven assists and seven rebounds in the title game ... earned Baltimore Sun All-Metro second-team accolades as a sophomore ... named most valuable player at the 2013 Mary Kline Classic, posting 23 points and 10 assists.

Personal: Born December 4, 1995 in Baltimore, Maryland ... son of Kisha Hull and Howard Jenifer ... has one sister, Raeshawnda ... left-handed.

SEASON & CAREER STATISTICS

2015-16 SEASON

	Pts	CAREER
11 vs. Robert Morris, 11/15/15	11 vs. Robert Morris, 11/15/15	
6, 3x (last vs. Morgan State, 12/6/15)	6, 3x (last vs. Morgan State, 12/6/15)	
3, 3x (last vs. Ark.-Pine Bluff, 11/22/15)	3, 3x (last vs. Ark.-Pine Bluff, 11/22/15)	
4 vs. Ark.-Pine Bluff, 11/22/15	4 vs. Ark.-Pine Bluff, 11/22/15	
2 vs. Ark.-Pine Bluff, 11/22/15	2 vs. Ark.-Pine Bluff, 11/22/15	
6 vs. Robert Morris, 11/15/15	6 vs. Robert Morris, 11/15/15	
6 vs. Robert Morris, 11/15/15	6 vs. Robert Morris, 11/15/15	
3 vs. Western Carolina, 11/13/15	3 vs. Western Carolina, 11/13/15	
9 vs. Robert Morris, 11/15/15	9 vs. Robert Morris, 11/15/15	
3 at Bowling Green, 11/18/15	3 at Bowling Green, 11/18/15	
0	0	
19, 2x (last vs. Ark.-Pine Bluff, 11/22/15)	19, 2x (last vs. Ark.-Pine Bluff, 11/22/15)	

MISCELLANEOUS STATISTICS

CATEGORY	2015-16	CAREER
Double-Figure Scoring Games	1	1
Double-Figure Rebounding Games	0	0
Double-Double Games	0	0
20-Point Scoring Games	0	0
Games Led UC in Scoring	0	0
Games Led UC in Rebounding	0	0
Games Led UC in Assists	1	1
Games With 3+ Assists	2	2
Games With 3+ Blocks	0	0
Games With 3+ Steals	1	1
Games With 3+ Three-Pointers	0	0

GAME-BY-GAME STATISTICS

2015-16 (FRESHMAN SEASON)

Opponent	Date	gs	min	fg-fga	pct	3fg-fga	pct	ft-fa	pct	off	def	tot	avg	pf	a	to	blk	stl	pts	avg
WESTERN CAROLINA	11/13/15	13	3-5	.600	1-2	.500	0-0	.000	0	3	3	3.0	2	0	3	0	0	7	7.0	
ROBERT MORRIS	11/15/15	16	2-2	1.000	1-1	1.000	6-6	1.000	0	2	2	2.5	1	9	1	0	1	11	9.0	
at Bowling Green	11/18/15	19	3-6	.500	1-3	.333	0-2	.000	0	1	1	2.0	1	2	1	0	3	7	8.3	
ARKANSAS-PINE BLUFF	11/22/15	19	3-6	.500	2-4	.500	0-0	.000	0	1	1	1.8	3	2	2	0	2	8	8.3	
SE LOUISIANA	11/24/15	7	1-1	1.000	1-1	1.000	0-0	.000	0	0	0	1.4	0	1	1	0	0	3	7.2	
vs Nebraska	11/27/15	11	0-2	.000	0-1	.000	0-0	.000	0	0	0	1.2	1	2	1	0	0	0	6.0	
vs George Washington	11/28/15	7	0-2	.000	0-1	.000	0-0	.000	0	2	2	1.3	1	1	1	0	0	0	5.1	
BUTLER	12/2/15	5	0-1	.000	0-1	.000	1-2	.500	0	0	0	1.1	0	1	1	0	1	1	4.6	
MORGAN STATE	12/6/15	13	2-6	.333	0-2	.000	2-3	.667	0	0	0	1.0	2	3	0	0	2	6	4.8	
at Xavier	12/12/15	4	0-1	.000	0-1	.000	0-0	.000	0	0	0	0.9	0	1	0	0	0	0	4.3	
NORFOLK STATE	12/15/15	13	1-3	.333	1-2	.500	0-0	.000	0	1	1	0.9	1	0	1	0	0	3	4.2	
at VCU	12/19/15	3	0-2	.000	0-0	.000	0-0	.000	0	0	0	0.8	0	1	0	0	0	0	3.8	
IOWA STATE	12/22/15	2	0-1	.000	0-1	.000	0-0	.000	0	0	0	0.8	0	1	0	0	0	0	3.5	
Totals		0	132	15-38	.395	7-20	.350	9-13	.692	0	10	10	0.8	12	24	12	0	9	46	3.5

CAREER STATISTICS

Season	gp-gs	min/avg	Total fg-fga	pct	3-Point fg-fga	pct	F-Throws ft-fa	pct	Rebounds off	def	tot	avg	Scoring pf	fo	ast	to	blk	stl	pts	avg
2015-16	13-0	132/10.2	15-38	.395	7-20	.350	9-13	.692	0	10	10	0.8	12	0	24	12	0	9	46	3.5
TOTAL	13-0	132/10.2	15-38	.395	7-20	.350	9-13	.692	0	10	10	0.8	12	0	24	12	0	9	46	3.5



#10 TROY CAUPAIN

GUARD • 6-4 • 205 • JUNIOR • 2L • MIDLOTHIAN, VA. (COSBY HIGH SCHOOL)

AWARDS

- » Barclays Center Classic All-Tourney Team (2015)
- » Preseason First Team American Athletic Conference (2015-16)
- » American Athletic Conference Honorable Mention All-Conference (2014-15)
- » American Athletic Conference Weekly Honor Roll (1/19/14 & 1/26/15)

MOMENTS

- » Converted a three-point play and two free throws late to help secure a 61-56 win over George Washington in the championship game of the Barclays Center Classic (11/28/15)
- » Made a layup as time expired, forcing overtime in Cincinnati's 66-65 win over Purdue in the second round of the 2015 NCAA Tournament
- » Shot a league-best 46.5 percent from three-point range during conference play (20 of 43) in 2014-15

2015-16 Season (Junior): Posted a team-high 18 points with four assists against No. 11 Iowa State (12/22) ... scored a game-high 15 points with four assists against his hometown team, VCU (12/19) ... had 12 points and six assists against Butler (12/2) ... named to the Barclays Center Classic All-Tournament Team after averaging 16.5 points and hitting six threes in two games in Brooklyn ... scored a season-high 15 points with a pair of threes, four assists and two steals against SE Louisiana (11/24) ... handed out nine assists with one turnover to go with three steals vs. Robert Morris (11/15).

2014-15 Season (Sophomore): Started 33 of 34 games, averaging 9.6 points, 3.6 rebounds and a team-high 3.6 assists in a team-best 31.3 minutes ... named American Athletic Conference Honorable Mention All-Conference by the league's coaches ... named twice to The American Weekly Honor Roll (1/19 and 1/26) ... scored in double figures in 17 games ... led the Bearcats in assists in 22 of 34 games ... ranked among the league leaders in free-throw percentage (sixth at .788), assist-to-turnover ratio (sixth at 1.7-to-1), assists (10th at 3.6), steals (12th at 1.2) and field goal percentage (15th at .444) ... listed among The American leaders in three-point field goal percentage (first at .465) and field goal percentage (10th at .491) during league play ... scored a career-high 20 points on 8-of-9 shooting from the field against UConn (1/29) ... had 14 points with a trio of threes at No. 23 SMU (2/5) ... forced overtime with a running layup at the buzzer at the end of regulation in UC's 66-65 NCAA tournament second-round win over Purdue (3/19), finishing with 10 points in 38 minutes ... handed out a season-high seven assists without a turnover against Temple (1/17) ... dished out at least one assist in 33 of 34 games ... made 23 consecutive free throws dating back to VCU (12/20) until missing his first attempt against UCF (1/25) ... member of UC's Student-Athlete Advisory Board.

2013-14 Season (Freshman): Played in all 34 games without a start, averaging 5.4 points, 2.3 rebounds and 2.2 assists in 19.1 minutes ... ranked second on the team in free-throw shooting (78.4 percent) and assists (76) and third in three-point shooting (32.8 percent) ... produced a 2.04-to-1 assist-to-turnover ratio during conference play ... handed out a season-high nine assists with only two turnovers at Temple (1/26) ... dished out six assists with no turnovers at UCF (2/19) ... tallied a season-high 15 points with a trio of three-pointers and 6-of-6 shooting from the free-throw line against USC Upstate (12/3) ... scored 14 points on 5-of-6 shooting with two three-pointers against Rutgers (1/11) ... grabbed a season-best six rebounds at USF (1/18) ... scored in double figures five times and led the Bearcats in assists in nine games ... handed out three or more assists in 11 games.

Prior to Cincinnati: Played three seasons at Cosby High School in Midlothian, Virginia, where he finished as the school's leader in career rebounds (347) and assists (230) while ranking second in career points (1,449) ... averaged 26.0 points, 15.1 rebounds and 3.5 assists during his



ALL-CONFERENCE CANDIDATE

SEASON & CAREER STATISTICS

2015-16 SEASON

		CAREER
18 vs. Iowa State, 12/22/15	Pts	20 vs. UConn, 1/29/15
14, 3x (last Iowa State, 12/22/15)	FG Atts	15 at UConn, 1/10/15
6 vs. Iowa State, 12/22/15	FG Made	8, 2x (last vs. UConn, 1/29/15)
9 at Xavier, 12/12/15	3PT-FG Atts	9 at Xavier, 12/12/15
4 vs. Nebraska, 11/27/15	3PT-FG Made	3, 4x (last vs. UConn, 3/13/15)
6 vs. Iowa State, 12/22/15	FT Atts	11 vs. Morehead State, 11/19/14
5 vs. Iowa State, 12/22/15	FT Made	8 vs. Morehead State, 11/19/14
5, 2x (last Iowa State, 12/22/15)	Rebs	6, 5x (last at Tulsa, 3/4/15)
9 vs. Robert Morris, 11/15/15	Assts	9, 2x (last vs. Robert Morris, 11/15/15)
3 vs. Robert Morris, 11/15/15	Stls	5 at Nebraska, 12/13/14
1, 4x (last vs. Norfolk State, 12/15/15)	Blks	2 vs. UConn, 1/29/15
37 at VCU, 12/19/15	Mins	45 at Nebraska, 12/13/14

MISCELLANEOUS STATISTICS

CATEGORY	2013-14	2014-15	2015-16	CAREER
Double-Figure Scoring Games	5	17	7	29
Double-Figure Rebounding Games	0	0	0	0
Double-Double Games	0	0	0	0
20-Point Scoring Games	0	1	0	1
Games Led UC in Scoring	1	9	5	15
Games Led UC in Rebounding	1	0	0	1
Games Led UC in Assists	9	22	12	43
Games With 3+ Assists	11	22	11	44
Games With 3+ Blocks	0	0	0	0
Games With 3+ Steals	1	3	1	5
Games With 3+ Three-Pointers	1	2	1	4

senior season, helping the Titans to a 26-6 record and a district championship ... scored a career-high 48 points against Matoaca High School as a senior ... named a two-time Dominican District player of the year ... tabbed the Central Region player of the year and earned first team all-state honors ... named a Top 50 shooting guard by 247Sports.com ... coached by Ron Carr.

Personal: Born Nov. 29, 1995 in New York, New York ... son of Renee and Troy Caupain Sr. ... right-handed ... last name pronounced "co-PAIN."

CAREER STATISTICS

Season	gp-gs min/avg		Total		3-Point		F-Throws		Rebounds				Scoring							
			fg-fga	pct	fg-fga	pct	ft-fga	pct	off	def	tot	avg	pf	fo	ast	to	blk	stl	pts	avg
2013-14	34-0	649/19.1	54-142	.380	19-58	.328	58-74	.784	13	66	79	2.3	50	0	76	42	2	31	185	5.4
2014-15	34-33	1065/31.3	107-241	.444	31-76	.408	82-104	.788	17	105	122	3.6	49	1	121	72	6	41	327	9.6
2015-16	13-13	392/30.2	45-114	.395	18-62	.290	32-42	.762	1	38	39	3.0	14	0	58	16	4	14	140	10.8
TOTAL	81-46	2106/26.0	206-497	.414	68-196	.347	172-220	.782	31	209	240	3.0	113	1	255	130	12	86	652	8.0



#10 TROY CAUPAIN

GUARD • 6-4 • 205 • JUNIOR • 2L • MIDLOTHIAN, VA. (COSBY HIGH SCHOOL)

GAME-BY-GAME STATISTICS

2015-16 (JUNIOR SEASON)

Opponent	Date	gs	min	Total		3-Pointers		Free throws		Rebounds							
				fg-fga	pct	3fg-fga	pct	ft-fa	pct	off	def	tot	avg	pf	a	t/o	blk
WESTERN CAROLINA	11/13/15	*	27	2-2	1.000	0-0	.000	2-4	.500	0	3	3	3.0	0	3	0	2
ROBERT MORRIS	11/15/15	*	24	1-3	.333	1-3	.333	3-4	.750	0	2	2	2.5	2	9	1	0
at Bowling Green	11/18/15	*	18	3-7	.429	1-4	.250	0-0	.000	0	4	4	3.0	4	4	1	0
ARKANSAS-PINE BLUFF	11/22/15	*	21	2-4	.500	1-3	.333	2-2	1.000	0	1	1	2.5	0	4	0	1
SE LOUISIANA	11/24/15	*	34	5-11	.455	2-7	.286	3-5	.600	0	2	2	2.4	0	4	0	1
vs Nebraska	11/27/15	*	29	5-11	.455	4-8	.500	3-4	.750	0	3	3	2.5	2	1	0	1
vs George Washington	11/28/15	*	33	5-14	.357	2-6	.333	4-4	1.000	0	2	2	2.4	1	2	2	1
BUTLER	12/2/15	*	33	4-8	.500	2-4	.500	2-3	.667	0	3	3	2.5	3	6	3	0
MORGAN STATE	12/6/15	*	34	3-14	.214	0-8	.000	0-0	.000	0	5	5	2.8	0	5	0	0
at Xavier	12/12/15	*	36	3-10	.300	2-9	.222	2-2	1.000	0	3	3	2.8	0	6	2	0
NORFOLK STATE	12/15/15	*	32	1-5	.200	1-3	.333	2-4	.500	0	4	4	2.9	0	6	1	1
at VCU	12/19/15	*	37	5-11	.455	1-3	.333	4-4	1.000	0	2	2	2.8	1	4	2	0
IOWA STATE	12/22/15	*	34	6-14	.429	1-4	.250	5-6	.833	1	4	5	3.0	1	4	1	0
Totals			13	392	45-114	.395	18-62	.290	32-42	.762	1	38	39	3.0	14	58	16

2014-15 (SOPHOMORE SEASON)

Opponent	Date	gs	min	Total		3-Pointers		Free throws		Rebounds							
				fg-fga	pct	3fg-fga	pct	ft-fa	pct	off	def	tot	avg	pf	a	t/o	blk
SAINT FRANCIS	11/14/14	*	27	2-2	1.000	0-0	.000	4-4	1.000	0	2	2	2.0	3	4	3	1
MOREHEAD STATE	11/19/14	*	31	2-7	.286	1-2	.500	8-11	.727	1	4	5	3.5	1	6	1	0
EASTERN ILLINOIS	11/23/14	*	36	8-13	.615	1-2	.500	0-0	.000	0	6	6	4.3	1	1	4	0
N.C. CENTRAL	11/25/14	*	27	1-7	.143	0-3	.000	2-2	1.000	0	2	2	3.8	1	0	0	1
vs Middle Tennessee	11/28/14	*	24	3-6	.500	1-3	.333	4-5	.800	0	2	2	3.4	1	1	1	0
vs Ole Miss	11/29/14	*	23	1-6	.167	1-3	.333	0-0	.000	2	2	4	3.5	2	1	5	0
STONY BROOK	12/02/14	*	26	3-5	.600	2-4	.500	2-2	1.000	0	3	3	3.4	1	6	1	0
at Nebraska	12/13/14	*	45	5-13	.385	0-1	.000	3-3	1.000	2	2	4	3.5	2	6	2	0
SAN DIEGO STATE	12/17/14	*	30	3-9	.333	0-1	.000	6-9	.667	1	3	4	3.6	0	4	2	0
VCU	12/20/14	*	36	0-5	.000	0-2	.000	2-2	1.000	0	6	6	3.8	0	6	3	0
WAGNER	12/23/14	*	19	2-4	.500	0-0	.000	2-2	1.000	0	3	3	3.7	3	3	4	1
at NC State	12-30-14	*	32	5-8	.625	1-1	1.000	2-2	1.000	1	3	4	3.8	4	2	2	0
SMU	01/03/15	*	32	1-3	.333	1-3	.333	4-4	1.000	1	3	4	3.8	2	4	3	0
EAST CAROLINA	01/06/15	*	30	4-6	.667	2-3	.667	0-0	.000	0	4	4	3.8	0	6	2	0
at UConn	1/10/15	*	34	6-15	.400	2-6	.333	0-0	.000	2	3	5	3.9	2	3	0	0
at Memphis	1/15/15	*	32	4-8	.500	1-2	.500	5-5	1.000	1	2	3	3.8	2	3	3	0
TEMPLE	01/17/15	*	32	2-5	.400	1-1	1.000	4-4	1.000	0	0	0	3.6	0	7	0	0
HOUSTON	01/21/15	*	35	4-6	.667	3-5	.600	2-2	1.000	0	3	3	3.6	2	6	3	0
at UCF	01/25/15	*	35	3-7	.429	0-2	.000	3-4	.750	0	3	3	3.5	1	2	2	0
UCONN	01/29/15	*	34	8-9	.889	1-2	.500	3-4	.750	0	4	4	3.6	3	2	3	0
at East Carolina	02/01/15		25	1-6	.167	0-3	.000	2-2	1.000	2	4	6	3.7	0	2	1	0
at SMU	02/05/15	*	36	4-6	.667	3-3	1.000	3-5	.600	0	4	4	3.7	2	4	2	0
USF	02/07/15	*	27	2-6	.333	0-2	.000	4-6	.667	0	3	3	3.7	4	1	4	0
at Temple	02/10/15	*	28	4-6	.667	2-2	1.000	0-0	.000	0	2	2	3.6	0	3	3	0
TULANE	02/14/15	*	30	2-4	.500	0-0	.000	1-2	.500	0	0	0	3.4	1	2	3	1
XAVIER	02/18/15	*	35	3-5	.600	1-3	.333	2-2	1.000	1	5	6	3.5	1	4	0	0
at Houston	2/21/15	*	21	1-7	.143	0-1	.000	3-4	.750	0	3	3	3.5	3	4	1	0
UCF	02/25/15	*	33	4-6	.667	2-2	1.000	0-3	.000	1	2	3	3.5	0	6	3	1
at Tulane	02/28/15	*	32	1-3	.333	1-2	.500	0-0	.000	0	5	5	3.6	0	4	1	0
at Tulsa	03/04/15	*	33	4-6	.667	1-2	.500	3-4	.750	0	6	6	3.6	2	2	0	0
MEMPHIS	03/08/15	*	35	2-7	.286	0-2	.000	0-0	.000	0	2	2	3.6	1	6	3	0
vs UConn	3/13/15	*	34	4-8	.500	3-4	.750	1-2	.500	0	4	4	3.6	1	2	2	0
vs Purdue	3/19/15	*	38	4-10	.400	0-0	.000	2-4	.500	1	2	3	3.6	2	4	2	0
vs Kentucky	3/21/15	*	38	4-17	.235	0-4	.000	5-5	1.000	1	3	4	3.6	1	4	3	0
Totals			33	1065	107-241	.444	31-76	.408	82-104	.788	17	105	122	3.6	49	121	72

2013-14 (FRESHMAN SEASON)

Opponent	Date	gs	min	Total		3-Pointers		Free throws		Rebounds										
				fg-fga	pct	3fg-fga	pct	ft-fa	pct	off	def	tot	avg	pf	a	t/o	blk	sts	avg	
NORTH CAROLINA CENT	11/08/13	13	0-3	.000	0-1	.000	2-2	1.000	0	2	2	2.0	0	2	1	0	0	2	2.0	
NC STATE	11/12/13	19	0-3	.000	0-0	.000	5-6	.833	1	3	4	3.0	3	0	1	0	0	5	3.5	
APPALACHIAN ST.	11/16/13	26	5-6	.833	0-1	.000	3-3	1.000	1	3	4	3.3	2	4	2	0	1	13	6.7	
CAMPBELL	11/20/13	14	0-2	.000	0-0	.000	1-2	.500	0	1	1	2.8	0	1	0	0	1	1	5.3	
UMASS LOWELL	11/26/13	20	1-4	.250	0-1	.000	5-7	.714	2	1	3	2.8	1	1	2	0	2	7	5.6	
KENNESAW ST.	11/29/13	19	2-4	.500	0-0	.000	2-2	1.000	2	1	3	2.8	1	2	2	1	2	6	5.7	
USC UPSTATE	12/03/13	21	3-8	.375	3-5	.600	6-6	1.000	0	2	2	2.7	0	5	1	0	1	15	7.0	
at New Mexico	12/07/13	21	4-7	.571	1-2	.500	2-2	1.000	0	0	0	2.4	1	1	1	0	2	11	7.5	
vs Xavier	12/14/13	25	2-8	.250	1-3	.333	0-1	.000	1	3	4	2.6	4	0	1	0	2	5	7.2	
vs Pittsburgh	12/17/13	18	1-1	1.000	1-1	1.000	1-2	.500	0	2	2	2.5	2	2	3	0	0	4	6.9	
MIDDLE TENNESSEE	12/21/13	19	1-2	.500	1-2	.500	1-2	.500	0	5	5	2.7	2	4	1	0	0	4	6.6	
CHICAGO STATE	12/23/13	16	4-7	.571	2-4	.500	0-0	.000	0	4	4	2.8	3	3	3	0	1	10	6.9	
NEBRASKA	12/28/13	24	2-4	.500	0-1	.000	1-2	.500	0	4	4	2.9	3	3	0	0	2	5	6.8	
SMU	1/1/14	24	2-5	.400	1-2	.500	2-2	1.000	0	1	1	2.8	1	2	0	0	1	7	6.8	
at Memphis	1/4/14	19	3-6	.500	1-2	.500	0-0	.000	0	3	3	2.8	1	5	1	0	3	7	6.8	
at Houston	1/7/14	22	2-6	.333	1-2	.500	1-3	.333	2	0	2	2.8	1	1	0	0	2	6	6.8	
RUTGERS	1/11/14	23	5-6	.833	2-3	.667	2-5	.400	0	2	2	2.7	3	1	4	0	0	14	7.2	
TEMPLE	1/14/14	17	0-3	.000	0-2	.000	2-2	1.000	0	0	0	2.6	3	5	0	0	1	2	6.9	
at USF	1/18/14	18	1-5	.200	1-3	.333	2-2	1.000	0	6	6	2.7	1	2	2	0	0	5	6.8	
UCF	1/23/14	23	2-7	.286	1-3	.333	1-2	.500	0	2	2	2.7	2	0	1	0	0	6	6.8	
at Temple	01/26/14	24	3-5	.600	0-2	.000	2-2	1.000	0	1	1	2.6	1	9	2	0	1	8	6.8	
at Louisville	1/30/14	22	0-5	.000	0-1	.000	0-0	.000	1	2	3	2.6	0	1	2	0	0	6	6.5	
USF	2/2/14	17	0-2	.000	0-1	.000	0-0	.000	0	2	2	2.6	0	2	0	0	1	0	6.2	
UCONN	2/6/14	12	1-3	.333	0-1	.000	0-0	.000	0	0	0	2.5	0	2	3	0	2	2	6.8	
at SMU	02/08/14	16	0-4	.000	0-4	.000	1-2	.500	0	1	1	2.4	3	2	2	0	0	1	5.8	
HOUSTON	2/15/14	12	0-3	.000	0-1	.000	2-2	1.000	1	2	3	2.5	2	0	0	0	1	5	5.7	
at UCF	2/19/14	19	2-2	1.000	1-1	1.000	0-0	.000	1	0	1	2.4	0	6	0	0	1	5	5.7	
LOUISVILLE	2/22/14	18	1-2	.500	0-0	.000	4-4	1.000	0	2	2	2.4	2	1	0	0	0	6	5.7	
at UConn	3/1/14	13	1-3	.333	1-3	.333	0-0	.000	0	1	1	2.3	0	0	3	0	0	3	5.6	
MEMPHIS	03/06/14	23	0-2	.000	0-2	.000	6-7	.857	0	4	4	2.4	2	2	1	0	1	6	5.6	
at Rutgers	03/08/14	18	3-4	.750	1-1	1.000	0-0	.000	0	2	2	2.4	0	4	1	0	0	7	5.6	
vs UCF	3/13/14	24	1-4	.250	0-1	.000	2-2	1.000	0	3	3	2.4	2	3	0	1	0	4	5.6	
vs UConn	3/14/14	8	1-3	.333	0-1	.000	0-0	.000	1	0	1	2.4	3	0	2	0	1	2	5.5	
vs Harvard	03/20/14	22	1-3	.333	0-1	.000	2-2	1.000	0	1	1	2.3	1	0	0	0	2	4	5.4	
Totals		649	0	649	54-142	380	19-58	328	58-74	784	13	66	79	23	50	76	42	231	185	5.4



#11 GARY CLARK

FORWARD • 6-8 • 235 • SOPHOMORE • 1L • CLAYTON, N.C. (CLAYTON HIGH SCHOOL)



ALL-CONFERENCE CANDIDATE

AWARDS

- » American Athletic Conference All-Rookie Team (2014-15)
- » American Athletic Conference Rookie of the Week (12/8/14)
- » American Athletic Conference Weekly Honor Roll (2/23/15)

MOMENTS

- » Finished 2014-15 as the only freshman in The American to rank among the top 10 league leaders for rebounds (third at 7.2), field goal percentage (sixth at .524) and blocks (sixth at 1.3)
- » Ranked second in The American in rebounding among freshmen in 2014-15
- » Set Cincinnati's freshman single-game record, pulling down 16 rebounds against East Carolina (1/6/15)

2015-16 (Sophomore): AHad 10 points on 5-of-8 shooting with a team-high nine rebounds against No. 11 Iowa state (12/22) ... accounted for 13 points and nine rebound while making a career-best 7-of-8 free throws at VCU (12/19) ... registered 19 points on 9-of-11 shooting with seven rebounds against Norfolk State (12/15/15) ... tallied a double-double with 13 points and 14 rebounds to go with five assists against Morgan State (12/6) ... scored six points and pulled down a season-high 11 rebounds against George Washington (11/28) ... posted 12 points with eight rebounds and two blocks against SE Louisiana (11/24) ... tallied seven points and 10 rebounds at Bowling Green (11/18) ... poured in a career-high 21 points on 9 of 10 shooting with eight rebounds and three blocks in the season opener (11/13).

2014-15 (Freshman): Started all 34 games, averaging 7.8 points, 7.2 rebounds, 1.7 assists and 1.3 blocks in 27.8 minutes ... named to the American Athletic Conference All-Rookie Team by the league's coaches ... tabbed The American's Rookie of the Week (12/8) and chosen to league's weekly honor roll (2/23) ... grabbed 246 rebounds on the season, second most in school history by a freshman (Danny Fortson 258 in 1995) ... finished as the only freshman in The American to rank among the top 10 league leaders for rebounds (third at 7.2), field goal percentage (sixth at .524) and blocks (sixth at 1.3) ... finished second in The American in rebounding among freshmen (UConn's Daniel Hamilton [7.6]) ... ranked second in the league for offensive rebounds (2.8) and tied for fourth in defensive rebounds (4.5) ... led UC in rebounding in 15 games on the season, grabbing 10 or more boards seven times ... posted five or more rebounds in 28 of 34 games ... set a UC freshman record pulling down 16 rebounds to go with eight points, a season-best four blocks and a season-high four steals against East Carolina (1/6) ... scored in double figures in 11 games ... registered three double-doubles with 12 points and a game-high 10 rebounds against UConn (1/29), 12 points and a game-high 12 rebounds against Ole Miss (11/29) and 11 points and a game-high 14 rebounds at Houston (2/21) ... tallied a season-high 14 points on 7-of-11 shooting to go with seven rebounds against Xavier (2/18) ... had eight points, nine rebounds and a season-best five assists at Tulane (2/28) ... selected to the Emerald Coast Classic All-Tournament Team ... became the first true freshman to start a season opener since Lance Stephenson (2009-10 season).

Prior to Cincinnati: Averaged 26 points, seven rebounds and four assists as a senior at Clayton High School in Clayton, North Carolina ... finished his career as the school's all-time leader in points, rebounds and blocks ... tabbed a four-star recruit by Rivals, ESPN and 247 Sports ... praised on one of the nation's top 100 prospects by ESPN and Rivals ... named Greater Neuse River Conference Player of the Year as a junior and senior ... became the first player in the state of North Carolina to record a quadruple double with 22 points, 21 rebounds, 15 blocked shots and 10 assists against West Johnston during his senior season ... poured in 40 points and grabbed 12 rebounds against East Wake on Jan. 11,

SEASON & CAREER STATISTICS

2015-16 SEASON

21 vs. Western Carolina, 11/13/15	Pts	21 vs. Western Carolina, 11/13/15
11 vs. Norfolk State, 12/15/15	FG Atts	12 vs. UConn, 1/29/15
9, 2x (last vs. Norfolk State, 12/15/15)	FG Made	9, 2x (last vs. Norfolk State, 12/15/15)
1, 6x (last vs. Iowa State, 12/22/15)	3PT-FG Atts	1, 11x (last vs. Iowa State, 12/22/15)
2 vs. Morgan State, 12/6/15	3PT-FG Made	2 vs. Morgan State, 12/6/15
8 at VCU, 12/19/15	FT Atts	8 at VCU, 12/19/15
7 at VCU, 12/19/15	FT Made	7 at VCU, 12/19/15
14 vs. Morgan State, 12/6/15	Rebs	16 vs. East Carolina, 1/6/15
5 vs. Morgan State, 12/6/15	Assts	5, 2x (last vs. Morgan State, 12/6/15)
3 vs. George Washington, 11/28/15	Stls	4, 3x (last vs. UConn, 1/29/15)
3 vs. Western Carolina, 11/13/15	Blks	4, 2x (last vs. East Carolina, 1/6/15)
37 vs. SE Louisiana, 11/24/15	Mins	37 vs. SE Louisiana, 11/24/15

CAREER

MISCELLANEOUS STATISTICS

CATEGORY	2014-15	2015-16	CAREER
Double-Figure Scoring Games	11	7	18
Double-Figure Rebounding Games	7	3	10
Double-Double Games	3	1	4
20-Point Scoring Games	0	1	1
Games Led UC in Scoring	2	1	3
Games Led UC in Rebounding	15	5	20
Games Led UC in Assists	6	2	8
Games With 3+ Assists	5	3	8
Games With 3+ Blocks	4	1	5
Games With 3+ Steals	3	1	4
Games With 3+ Three-Pointers	0	0	0

2014, the same day he was left off the list of nominees for the McDonald's All-America game ... averaged 24 points, 14 rebounds and four blocks while leading the Comets to the 2013 4A Eastern Regional semifinals as a junior ... averaged nearly 32 points in the playoffs while earning Associate Press All-State accolades.

Personal: Born Nov. 16, 1994 in Smithfield, North Carolina ... son of Tammy McKey and Gary Clark Sr. ... has one brother, Jeremiah and two sisters, Azia and Tanija ... right-handed.

CAREER STATISTICS

Season	gp-gs	min/avg	Total fg-fga	pct	3-Point fg-fga	pct	F-Throws ft-fga	pct	Rebounds off	def	tot	avg	pf	fo	ast	to	blk	stl	Scoring pts	avg
2014-15	34-34	945/27.8	110-210	.524	0-5	.000	45-72	.625	94	152	246	7.2	54	0	57	38	45	35	265	7.8
2015-16	13-13	355/27.3	50-78	.641	4-7	.571	26-37	.703	43	63	106	8.2	34	0	26	16	16	14	130	10.0
TOTAL	47-47	1300/27.7	160-288	.556	4-12	.333	71-109	.651	137	215	352	7.5	88	0	83	54	61	49	395	8.4



#11 GARY CLARK

FORWARD • 6-8 • 235 • SOPHOMORE • 1L • CLAYTON, N.C. (CLAYTON HIGH SCHOOL)

GAME-BY-GAME STATISTICS

2015-16 (SOPHOMORE SEASON)

Opponent	Date	gs	min	Total		3-Pointers		Free throws		Rebounds				pf	a	t/o	blk	stl	pts	avg
				fg	fga	pct	3fg	3fga	pct	ft	fta	pct	off							
WESTERN CAROLINA	11/13/15	*	28	9-10	.900	0-1	.000	3-3	1.000	2	6	8.0	2	2	1	3	0	21	21.0	
ROBERT MORRIS	11/15/15	*	24	2-5	.400	0-0	.000	0-0	.000	4	3	7.5	1	3	2	2	1	4	12.5	
at Bowling Green	11/18/15	*	24	3-4	.750	0-0	.000	1-2	.500	2	8	10.3	3	2	1	1	2	7	10.7	
ARKANSAS-PINE BLUFF	11/22/15	*	18	3-4	.750	1-1	1.000	3-6	.500	2	4	6.7	4	3	1	1	1	10	10.5	
SE LOUISIANA	11/24/15	*	37	4-8	.500	1-1	1.000	3-5	.600	5	3	8.7	1	0	0	2	1	12	10.8	
vs Nebraska	11/27/15	*	30	2-6	.333	0-0	.000	2-2	1.000	2	2	4.7	2	2	2	0	1	6	10.0	
vs George Washington	11/28/15	*	27	3-4	.750	0-0	.000	0-0	.000	3	8	11.7	4	2	2	1	3	6	9.4	
BUTLER	12/2/15	*	23	3-4	.750	0-0	.000	3-4	.750	3	3	6.7	4	1	2	2	1	9	9.4	
MORGAN STATE	12/6/15	*	28	4-6	.667	1-2	.500	4-5	.800	8	6	14.0	8.2	2	5	0	2	1	13	9.8
at Xavier	12/12/15	*	29	0-2	.000	0-0	.000	0-0	.000	2	5	7.8	3	2	1	0	2	0	8.8	
NORFOLK STATE	12/15/15	*	29	9-11	.818	1-1	1.000	0-0	.000	3	4	7.8	3	2	2	1	0	19	9.7	
at VCU	12/19/15	*	30	3-6	.500	0-0	.000	7-8	.875	2	7	9.8	4	0	1	1	0	13	10.0	
IOWA STATE	12/22/15	*	28	5-8	.625	0-1	.000	0-2	.000	5	4	9.8	1	2	1	0	1	10	10.0	
Totals			13	355	50-78	.641	4-7	.571	26-37	.703	43	63	106	8.2	34	26	16	16	130	10.0

2014-15 (FRESHMAN SEASON)

Opponent	Date	gs	min	Total		3-Pointers		Free throws		Rebounds				pf	a	t/o	blk	stl	pts	avg
				fg	fga	pct	3fg	3fga	pct	ft	fta	pct	off							
SAINT FRANCIS	11/14/14	*	24	5-8	.625	0-1	.000	0-0	.000	4	2	6.0	1	1	0	1	4	10	10.0	
MOREHEAD STATE	11/19/14	*	24	1-4	.250	0-0	.000	0-0	.000	2	6	8.0	2	1	2	0	0	2	6.0	
EASTERN ILLINOIS	11/23/14	*	22	2-4	.500	0-0	.000	0-0	.000	3	5	8.7	2	3	0	2	1	4	5.3	
N.C. CENTRAL	11/25/14	*	25	3-5	.600	0-0	.000	6-6	1.000	5	3	8.7	2	2	3	4	0	12	7.0	
vs Middle Tennessee	11/28/14	*	31	4-6	.667	0-0	.000	1-2	.500	5	2	7.4	1	2	1	2	1	9	7.4	
vs Ole Miss	11/29/14	*	29	4-6	.667	0-0	.000	4-7	.571	4	8	12.8	0	0	1	1	0	12	8.2	
STONY BROOK	12/02/14	*	26	6-10	.600	0-0	.000	1-1	1.000	3	5	8.1	1	2	2	2	1	13	8.9	
at Nebraska	12/13/14	*	32	3-9	.333	0-0	.000	2-6	.333	4	4	8.1	4	1	1	1	0	8	8.8	
SAN DIEGO STATE	12/17/14	*	29	4-8	.500	0-0	.000	2-2	1.000	0	5	7.8	3	1	0	0	0	10	8.9	
VCU	12/20/14	*	21	2-7	.286	0-1	.000	0-0	.000	2	3	5.7	1	2	0	0	0	4	8.4	
WAGNER	12/23/14	*	22	2-4	.500	0-0	.000	1-1	1.000	2	4	6.7	1	0	0	0	2	1	5	8.1
at NC State	12-30-14	*	36	3-6	.500	0-0	.000	3-7	.429	3	1	4.7	1	2	1	0	2	9	8.2	
SMU	01/03/15	*	33	3-6	.500	0-1	.000	2-2	1.000	2	5	7.1	1	2	2	1	2	8	8.2	
EAST CAROLINA	01/06/15	*	30	3-7	.429	0-0	.000	2-3	.667	4	12	16.7	0	3	3	4	4	8	8.1	
at UConn	1/10/15	*	27	1-2	.500	0-1	.000	0-0	.000	1	4	5.7	2	2	2	1	2	2	7.7	
at Memphis	1/15/15	*	30	3-7	.429	0-0	.000	1-2	.500	3	7	10.7	3	4	2	1	0	7	7.7	
TEMPLE	01/17/15	*	23	4-7	.571	0-0	.000	3-3	1.000	1	7	8.7	0	2	1	0	0	11	7.9	
HOUSTON	01/21/15	*	33	3-3	1.000	0-0	.000	2-2	1.000	0	5	7.6	2	0	2	2	2	8	7.9	
at UCF	01/25/15	*	28	3-5	.600	0-0	.000	1-4	.250	1	1	2.7	3	0	1	2	2	7	7.8	
UCONN	01/29/15	*	27	6-12	.500	0-0	.000	0-2	.000	7	3	10.7	1	2	1	2	4	12	8.1	
at East Carolina	02/01/15	*	33	2-5	.400	0-0	.000	0-1	.000	0	5	7.3	0	0	2	3	0	4	7.9	
at SMU	02/05/15	*	18	1-2	.500	0-0	.000	0-0	.000	1	4	5.7	3	4	0	0	0	2	7.6	
USF	02/07/15	*	16	2-3	.667	0-0	.000	1-2	.500	3	0	3.0	0	1	1	0	1	5	7.5	
at Temple	02/10/15	*	21	2-3	.667	0-0	.000	0-0	.000	2	3	5.6	0	2	3	1	2	4	7.3	
TULANE	02/14/15	*	20	4-6	.667	0-0	.000	0-0	.000	1	2	3.8	3	0	2	1	1	8	7.4	
XAVIER	02/18/15	*	36	7-11	.636	0-0	.000	0-1	.000	4	3	7.8	2	2	0	2	1	14	7.6	
at Houston	2/21/15	*	31	4-7	.571	0-0	.000	3-4	.750	6	8	14.0	7.0	2	1	1	2	0	11	7.7
UCF	02/25/15	*	25	5-6	.833	0-0	.000	0-0	.000	0	3	3.9	1	3	0	0	0	10	7.8	
at Tulane	02/28/15	*	28	3-7	.429	0-0	.000	2-3	.667	5	4	9.0	0	5	1	2	0	8	7.8	
at Tulsa	03/04/15	*	36	3-3	1.000	0-0	.000	1-2	.500	3	5	8.0	4	2	2	0	0	7	7.8	
MEMPHIS	03/08/15	*	33	4-8	.500	0-0	.000	3-4	.750	1	3	4.8	2	2	1	1	1	11	7.9	
vs UConn	3/13/15	*	34	4-9	.444	0-1	.000	1-1	1.000	2	9	11.0	1	1	0	1	0	9	7.9	
vs Purdue	3/19/15	*	36	4-10	.400	0-0	.000	1-2	.500	5	7	12.7	1	2	0	1	2	9	8.0	
vs Kentucky	3/21/15	*	26	0-4	.000	0-0	.000	2-2	1.000	5	4	9.7	4	0	0	3	1	2	7.8	
Totals			34	945	110-210	.524	0-5	.000	45-72	.625	94	152	246	7.2	54	57	38	45	265	7.8



#13 TRE SCOTT

FORWARD • 6-8 • 225 • FRESHMAN • HS • DARIEN, GA. (MCINTOSH COUNTY ACADEMY)

Prior to Cincinnati: Named the Georgia Region 2A Player of the Year as a junior and senior ... tabbed first team all-region as a freshman and sophomore ... set the school scoring mark with 1,824 points while averaging 13.3 rebounds during his career at McIntosh County Academy in Darien, Georgia (population 1,880) ... averaged 21.6 points, 14.1 rebounds, 6.5 assists and 3.5 blocks as a senior ... posted 22.3 points, 13.7 rebounds, 6.7 assists and 3.7 blocks as a junior ... tabbed a three-star prospect by ESPN, Rivals.com and Scout.com and 247 Sports.

Personal: Born Nov. 25, 1996 in Brunswick, Georgia ... son of Anita and Eddie Scott ... has two sisters, Jada and Jadyn ... right-handed.

SEASON & CAREER STATISTICS

2015-16 SEASON	CAREER
0	Pts 0
0	FG Atts 0
0	FG Made 0
0	3PT-FG Atts 0
0	3PT-FG Made 0
0	FT Atts 0
0	FT Made 0
0	Rebs 0
0	Assts 0
0	Stls 0
0	Blks 0
0	Mins 0

MISCELLANEOUS STATISTICS

CATEGORY	2015-16	CAREER
Double-Figure Scoring Games	0	0
Double-Figure Rebounding Games	0	0
Double-Double Games	0	0
20-Point Scoring Games	0	0
Games Led UC in Scoring	0	0
Games Led UC in Rebounding	0	0
Games Led UC in Assists	0	0
Games With 3+ Assists	0	0
Games With 3+ Blocks	0	0
Games With 3+ Steals	0	0
Games With 3+ Three-Pointers	0	0

GAME-BY-GAME STATISTICS

2015-16 (FRESHMAN SEASON)

CAREER STATISTICS



#21 FARAD COBB

GUARD • 6-1 • 170 • SENIOR • 1L • WEST PALM BEACH, FLA. (NORTHWEST FLORIDA STATE COLLEGE)

AWARDS

» American Athletic Conference Player of the Week (3/9/15)
 » American Athletic Conference Weekly Honor Roll (11/26/15, 12/21/15, 1/5/15 & 2/9/15)

MOMENTS

» Made six three-pointers and finished with 20 points at Bowling Green (11/18/15)
 » Averaged a team-best 18.0 points, shooting 20 of 33 (60.6 percent) from the field and 10 of 19 (52.6 percent) from three-point range against the top two teams in The American in 2014-15: SMU (two games) and Tulsa (one game)
 » Led the Bearcats in scoring during March 2015, averaging 12.2 points while shooting 44.7 percent (21 of 47) from the field and 90.9 percent (10 of 11) from the foul line

2015-16 (Senior): Tallied a game-high 15 points with a trio of threes at VCU (12/19) ... matched his season high with 20 points on 7-of-14 shooting with five threes against Norfolk State (12/15) ... hit a trio of threes and had 11 points against George Washington (11/28/15) ... registered a game-high 20 points on 7-of-11 shooting with four treys, four steals and three assists vs. Arkansas-Pine Bluff (11/22) ... tallied a game-high 20 points on 7-of-14 shooting with a UC career-high six three-pointers in 22 minutes at Bowling Green (11/18) ... led UC with 15 points on 6-of-9 shooting with three threes against Robert Morris (11/15) ... nailed a trio of threes in the season opener (11/13).

2014-15 (Junior): Started nine of 34 games played, averaging 8.5 points, 2.5 rebounds, 1.4 assists and 1.0 steals in 24.1 minutes ... finished with a team-high 53 three-pointers and was the squad's third-leading scorer while ranking among The American's leaders in three-pointers made (13th at 1.6) for the season and steals (tied for ninth at 1.3), three-point shooting percentage (12th at .370) and three-pointers made (tied for 12th at 1.7) during league action ... named The American's Player of the Week (3/9) and was tabbed to The American's Weekly Honor Roll twice (1/5 and 2/9) ... led the Bearcats in scoring during March, averaging 12.2 points while shooting 44.7 percent (21 of 47) from the field and 90.9 percent (10 of 11) from the foul line ... started the last eight games of the season ... scored in double figures in eight of UC's final 14 games of the season, while leading the team in scoring (10.9 points), three-pointers made (25), steals (16) and free-throw percentage (.833 [20 of 24]) ... shot 79.2 percent (38 of 48) from the free-throw line during the season ... tallied a season-high 24 points on 8-of-14 from the field with a season-high six three-pointers against Morehead State (11/19) ... netted 22 points on 9-of-14 from the field with four three-pointers at Tulsa (3/4) ... had 18 points with four three-pointers against SMU (1/3) in Cincinnati and 14 points with a pair of threes at No. 23 SMU (2/5) in Dallas ... poured in 16 points with a pair of threes and 6-of-6 shooting from the free-throw line against Memphis (3/8) ... posted a team-high 14 points with a pair of threes in a season-high 36 minutes in UC's overtime win against Purdue (3/19) in the second round of the NCAA tournament ... led UC in points seven times and scored in double figures 11 times ... scored in 32 of UC's 34 games.

Prior to Cincinnati: Averaged a team-best 15.1 points, 4.4 rebounds and 3.4 assists while shooting 51.1 percent from the field and 46.3 percent from three-point range as a sophomore during the 2013-14 season at Northwest Florida State College in Niceville, Florida ... averaged 5.7 points, 2.3 rebounds and 1.7 assists with eight starts in 26 games as a freshman at Chattanooga during the 2012-13 campaign ... tabbed a top-40 point guard in the Class of 2012 by ESPN.com ... named the Class A Player of the Year and an All-State performer as a junior attending

SEASON & CAREER STATISTICS

2015-16 SEASON

20, 3x (last vs. Norfolk State, 12/15/15)	Pts	24 vs. Morehead State, 11/19/14
14, 3x (last vs. Norfolk State, 12/15/15)	FG Atts	14, 4x (last vs. Norfolk State, 12/15/15)
7, 3x (last vs. Norfolk State, 12/15/15)	FG Made	9 at Tulsa, 3/4/15
11 at Bowling Green, 11/18/15	3PT-FG Atts	11 at Bowling Green, 11/18/15
6 at Bowling Green, 11/18/15	3PT-FG Made	7 vs. Kansas (at Chattanooga), 11/15/12
4 at VCU, 12/19/15	FT Atts	6 vs. Memphis, 3/8/15
4 at VCU, 12/19/15	FT Made	6 vs. Memphis, 3/8/15
4 at Xavier, 12/12/15	Rebs	7 vs. Tulane, 2/14/15
3, 4x (last vs. Iowa State, 12/22/15)	Assts	4, 2x (last at Temple, 2/10/15)
4 vs. Ark.-Pine Bluff, 11/22/15	Stls	5 at Houston, 2/21/15
1 vs. Western Carolina, 11/13/15	Blks	1, 5x (last vs. Western Carolina, 11/13/15)
28 vs. Morgan State, 12/6/15	Mins	36, vs. Purdue, 3/19/15

MISCELLANEOUS STATISTICS


CATEGORY	2014-15	2015-16	CAREER
Double-Figure Scoring Games	11	10	21
Double-Figure Rebounding Games	0	0	0
Double-Double Games	0	0	0
20-Point Scoring Games	2	3	5
Games Led UC in Scoring	6	5	11
Games Led UC in Rebounding	1	0	1
Games Led UC in Assists	3	0	3
Games With 3+ Assists	5	3	8
Games With 3+ Blocks	0	0	0
Games With 3+ Steals	2	0	2
Games With 3+ Three-Pointers	7	8	15

Summit Christian School ... selected as the 2011 and 2012 Palm Beach Post Player of the Year and the 2012 Fort Lauderdale Player of the Year ... ranked as the No. 1 point guard in Florida by ESPN.com while averaging 27.8 points, 6.7 assists and 5.8 rebounds as a senior ... led the Fighting Saints to a 107-16 record for his career, winning the Class A State Championship as a junior while claiming tournament most valuable player honors.

Personal: Born April 5, 1993 in West Palm Beach, Florida ... son of Rita and Willie Cobb ... right-handed ... first name is pronounced "fah-ROD."

CAREER STATISTICS

			Total		3-Point		F-Throws		Rebounds										Scoring	
Season	gp-gs	min/avg	fg-fga	pct	fg-fga	pct	ft-fga	pct	off	def	tot	avg	pf	fo	ast	to	blk	stl	pts	avg
2014-15	34-9	821/24.1	99-259	.382	53-159	.333	38-48	.792	18	67	85	2.5	36	0	49	37	4	33	289	8.5
2015-16	13-13	302/23.2	54-126	.429	34-74	.459	12-14	.857	6	17	23	1.8	10	0	21	15	1	15	154	11.8
TOTAL	47-22	1123/23.9	153-385	.397	87-233	.373	50-62	.806	24	84	108	2.3	46	0	70	52	5	48	443	9.4



#21 FARAD COBB

GUARD • 6-1 • 170 • SENIOR • 1L • WEST PALM BEACH, FLA. (NORTHWEST FLORIDA STATE COLLEGE)

GAME-BY-GAME STATISTICS

2015-16 (SENIOR SEASON)

Opponent	Date	gs	min	Total		3-Pointers		Free throws		Rebounds				pf	a	t/o	blk	stl	pts	avg	
				fg-fga	pct	fg-fga	pct	ft-fa	pct	off	def	tot	avg								
WESTERN CAROLINA	11/13/15	*	20	3-6	.500	3-3	1.000	2-2	1.000	0	1	1	1.0	0	2	1	1	0	11	11.0	
ROBERT MORRIS	11/15/15	*	17	6-9	.667	3-6	.500	0-0	.000	0	1	1	1.0	1	2	1	0	0	15	13.0	
at Bowling Green	11/18/15	*	22	7-14	.500	6-11	.545	0-0	.000	0	2	2	1.3	2	1	2	0	1	20	15.3	
ARKANSAS-PINE BLUFF	11/22/15	*	25	7-11	.636	4-6	.667	2-2	1.000	1	1	2	1.5	0	3	1	0	4	20	16.5	
SE LOUISIANA	11/24/15	*	25	1-4	.250	0-2	.000	0-0	.000	1	1	2	1.6	2	3	2	0	2	2	13.6	
vs Nebraska	11/27/15	*	16	1-6	.167	0-1	.000	0-0	.000	0	2	2	1.7	0	1	0	0	1	2	11.7	
vs George Washington	11/28/15	*	24	4-10	.400	3-7	.429	0-0	.000	0	1	1	1.6	1	0	0	0	0	11	11.6	
BUTLER	12/2/15	*	20	3-8	.375	0-3	.000	0-0	.000	0	0	0	1.4	0	0	1	0	0	6	10.9	
MORGAN STATE	12/6/15	*	28	4-14	.286	2-9	.222	1-2	.500	0	1	1	1.3	1	3	2	0	2	11	10.9	
at Xavier	12/12/15	*	25	3-9	.333	3-8	.375	2-2	1.000	2	2	4	1.6	1	1	0	0	1	11	10.9	
NORFOLK STATE	12/15/15	*	27	7-14	.500	5-8	.625	1-2	.500	0	3	3	1.7	0	2	1	0	2	20	11.7	
at VCU	12/19/15	*	26	4-8	.500	3-4	.750	4-4	1.000	2	1	3	1.8	1	0	1	0	2	15	12.0	
IOWA STATE	12/22/15	*	27	4-13	.308	2-6	.333	0-0	.000	0	1	1	1.8	1	3	3	0	0	10	11.8	
Totals			13	302	54-126	.429	34-74	.459	12-14	.857	6	17	23	1.8	10	21	15	1	15	154	11.8

2014-15 (JUNIOR SEASON)

Opponent	Date	gs	min	Total		3-Pointers		Free throws		Rebounds				pf	a	t/o	blk	stl	pts	avg	
				fg-fga	pct	fg-fga	pct	ft-ftr	pct	off	def	tot	avg								
SAINT FRANCIS	11/14/14		13	0-2	.000	0-2	.000	0-0	.000	0	4	4	4.0	1	1	0	0	0	0.0		
MOREHEAD STATE	11/19/14		28	8-14	.571	6-9	.667	2-4	.500	0	0	0	2.0	1	1	0	1	2	24	12.0	
EASTERN ILLINOIS	11/23/14		23	0-5	.000	0-3	.000	4-4	1.000	0	0	0	1.3	0	2	2	0	2	4	9.3	
N.C. CENTRAL	11/25/14		31	3-9	.333	3-8	.375	0-0	.000	2	2	4	2.0	0	1	1	0	0	9	9.3	
vs Middle Tennessee	11/28/14		20	3-6	.500	1-3	.333	2-2	1.000	0	3	3	2.2	1	2	0	0	2	9	9.2	
vs Ole Miss	11/29/14		23	1-9	.111	1-5	.200	0-0	.000	3	1	4	2.5	0	1	1	0	1	3	8.2	
STONY BROOK	12/02/14		8	0-0	.000	0-0	.000	0-0	.000	1	0	1	2.3	1	2	0	0	0	0	7.0	
at Nebraska	12/13/14		29	2-9	.222	2-7	.286	0-0	.000	1	4	5	2.6	1	1	0	0	0	6	6.9	
SAN DIEGO STATE	12/17/14		29	5-11	.455	2-5	.400	0-0	.000	0	5	5	2.9	1	2	1	0	0	12	7.4	
VCU	12/20/14		28	3-10	.300	1-6	.167	0-0	.000	1	4	5	3.1	0	0	1	1	2	7	7.4	
WAGNER	12/23/14		24	1-4	.250	0-3	.000	2-5	.400	0	2	2	3.0	0	1	1	0	0	4	7.1	
at NC State	12-30-14		22	4-6	.667	1-3	.333	0-0	.000	0	0	0	2.8	0	2	0	0	0	9	7.3	
SMU	01/03/15		27	6-12	.500	4-9	.444	2-3	.667	1	1	2	2.7	0	0	1	0	1	18	8.1	
EAST CAROLINA	01/06/15		21	0-3	.000	0-3	.000	2-2	1.000	0	1	1	2.6	3	2	1	0	1	2	7.6	
at UConn	1/10/15		14	2-5	.400	2-3	.667	0-0	.000	0	1	1	2.5	2	0	1	0	1	6	7.5	
at Memphis	1/15/15		21	1-7	.143	1-6	.167	0-0	.000	2	1	3	2.5	0	0	1	0	0	3	7.3	
TEMPLE	01/17/15		14	2-3	.667	2-3	.667	0-0	.000	1	3	4	2.6	2	4	1	0	1	6	7.2	
HOUSTON	01/21/15		17	1-6	.167	1-6	.167	2-2	1.000	0	1	1	2.5	3	2	1	0	3	5	7.1	
at UCF	01/25/15		15	1-4	.250	0-3	.000	0-0	.000	0	1	1	2.4	1	0	1	0	1	2	6.8	
UConn	01/29/15		24	2-7	.286	1-3	.333	2-2	1.000	0	3	3	2.5	2	2	3	0	0	7	6.8	
at East Carolina	02/01/15	*	27	5-9	.556	3-5	.600	0-0	.000	0	2	2	2.4	3	2	4	1	1	13	7.1	
at SMU	02/05/15		23	5-7	.714	2-3	.667	2-2	1.000	0	0	0	2.3	2	0	4	0	2	14	7.4	
USF	02/07/15		27	5-12	.417	3-8	.375	3-3	1.000	0	1	1	2.3	0	0	0	0	0	16	7.8	
at Temple	02/10/15		23	4-6	.667	2-4	.500	3-3	1.000	0	2	2	2.3	3	4	2	0	1	13	8.0	
TULANE	02/14/15		26	3-10	.300	0-4	.000	0-0	.000	1	6	7	2.4	0	3	0	0	2	6	7.9	
XAVIER	02/18/15		26	3-11	.273	3-10	.300	0-0	.000	0	3	3	2.5	0	2	0	0	0	9	8.0	
at Houston	2/21/15	*	28	2-8	.250	0-3	.000	1-2	.500	0	0	0	2.4	1	3	2	0	5	5	7.9	
UCF	02/25/15	*	30	4-10	.400	2-4	.500	1-3	.333	2	4	6	2.5	0	5	2	0	0	11	8.0	
at Tulane	02/28/15	*	27	2-7	.286	1-3	.333	0-0	.000	1	0	1	2.4	1	1	1	1	1	5	7.9	
at Tulsa	03/04/15	*	32	9-14	.643	4-7	.571	0-1	.000	1	0	1	2.4	0	0	0	0	2	22	8.3	
MEMPHIS	03/08/15	*	28	4-7	.571	2-4	.500	6-6	1.000	0	3	3	2.4	0	1	0	0	1	16	8.6	
vs UConn	3/13/15	*	31	2-8	.250	1-4	.250	2-2	1.000	0	2	2	2.4	4	1	0	0	1	7	8.5	
vs Purdue	3/19/15	*	36	5-11	.455	2-6	.333	2-2	1.000	0	3	3	2.4	2	1	2	0	0	14	8.7	
vs Kentucky	3/21/15	*	26	1-7	.143	0-4	.000	0-0	.000	1	4	5	2.5	1	0	3	0	0	2	8.5	
Totals			9	821	99-259	.382	53-159	.333	38-48	.792	18	67	85	2.5	36	49	37	4	33	289	8.5



#22 COREONTAE DeBERRY

CENTER • 6-9 • 265 • SENIOR • 1L • HOLLAND, MICH. (HUTCHINSON COMMUNITY COLLEGE)

MOMENTS

» Stepped forward on the big stage, contributing a career-high 13 points on 5-of-9 shooting, including a layup with 3:08 left in overtime that propelled Cincinnati to a 66-65 overtime win against Purdue in the second round of the 2015 NCAA Tournament

» Ranked second on the squad in scoring during two NCAA tournament games, averaging 10.0 points on 8-of-15 shooting from the field to go with 4.0 rebounds and 2.0 blocks

2015-16 (Senior): Registered 11 points and seven rebounds in 16 minutes against Morgan State (12/6/15) ... recorded a career-high four blocks against Butler (12/2) ... pulled down a career-high 12 rebounds to go with seven points in 22 minutes at Bowling Green (11/18) ... posted 12 points and a game-high eight rebounds vs. Robert Morris (11/15) ... scored 12 points to go with four rebounds in the season opener (11/13).

2014-15 (Junior): Played in all 34 games as a reserve, averaging 4.2 points, 2.1 rebounds and 1.0 blocks in 10.6 minutes ... shot 54.5 percent (54 of 99) from the field for the season ... ranked second on the team in scoring during two NCAA tournament games, averaging 10.0 points on 8-of-15 from the field to go with 4.0 rebounds and 2.0 blocks ... ranked among The American's leaders in blocks for the season (14th at 1.0) and during league play (12th at 1.1) ... shot a team-best 52.6 percent (10 of 19) from the field during March, averaging 4.8 points and 2.8 rebounds ... posted a season-high 13 points on 5-of-9 shooting from the field with two blocks and two rebounds in a season-high 26 minutes in UC's overtime win against Purdue (3/19) in the second round of the NCAA tournament ... posted seven points and a season-high six rebounds in 17 minutes against Kentucky (3/21) in the third round of the NCAA tournament ... had a conference season-high nine points against East Carolina (1/6) ... tallied nine points and four rebounds at NC State (12/30) ... recorded nine points, four rebounds and two blocks against Wagner (12/23) ... had a season-high three blocks against Stony Brook (12/2).

Prior to Cincinnati: Averaged 11.8 points, 7.1 rebounds and 1.6 blocks while shooting 69.7 percent (147 of 211) from the field despite logging only 5.7 minutes per contest during his lone season (2013-14) at junior-college power Hutchinson Community College in Hutchinson, Kansas ... tallied 9.2 points and 4.4 rebounds in 12.7 minutes during the 2012-13 season at Mott College in Flint, Michigan ... posted 16.1 points per game as a senior at Holland High School during 2011-12 ... tabbed a three-star prospect out of high school by Rivals.

Personal: Born Sept. 2, 1994 in Holland, Michigan ... son of Kesha DeBerry and Christian Hogg ... has two brothers, Fred Rogers and Jerry Cook and a sister, Briana DeBerry ... right-handed.

SEASON & CAREER STATISTICS

2015-16 SEASON

		CAREER
12, 2x (last vs. Robert Morris, 11/15/15)	Pts	13 vs. Purdue, 3/19/15
9 vs. Robert Morris, 11/15/15	FG Atts	13 vs. Purdue, 3/19/15
4, 3x (last vs. Morgan State, 12/6/15)	FG Made	13 vs. Purdue, 3/19/15
0	3PT-FG Atts	0
0	3PT-FG Made	0
9 vs. Ark.-Pine Bluff, 11/22/15	FT Atts	9 vs. Ark.-Pine Bluff, 11/22/15
5 vs. Ark.-Pine Bluff, 11/22/15	FT Made	5 vs. Ark.-Pine Bluff, 11/22/15
12 at Bowling Green, 11/18/15	Rebs	12 at Bowling Green, 11/18/15
1, 3x (last vs. Iowa State 12/22/15)	Assts	1, 5x (last vs. Iowa State 12/22/15)
3 vs. Ark.-Pine Bluff, 11/22/15	Stls	3 vs. Ark.-Pine Bluff, 11/22/15
4 vs. Butler, 12/2/15	Blks	4 vs. Butler, 12/2/15
22 at Bowling Green, 11/18/15	Mins	26, vs. Purdue, 3/19/15

MISCELLANEOUS STATISTICS

CATEGORY	2014-15	2015-16	CAREER
Double-Figure Scoring Games	1	4	5
Double-Figure Rebounding Games	0	1	1
Double-Double Games	0	0	0
20-Point Scoring Games	0	0	0
Games Led UC in Scoring	0	0	0
Games Led UC in Rebounding	0	2	2
Games Led UC in Assists	0	0	0
Games With 3+ Assists	0	0	0
Games With 3+ Blocks	2	1	3
Games With 3+ Steals	0	1	1
Games With 3+ Three-Pointers	0	0	0

CAREER STATISTICS

			Total		3-Point		F-Throws		Rebounds											Scoring	
Season	gp-gs	min/avg	fg-fga	pct	fg-fga	pct	ft-fta	pct	off	def	tot	avg	pf	fo	ast	to	blk	stl	pts	avg	
2014-15	34-0	360/10.6	54-99	.545	0-0	.000	35-57	.614	25	47	72	2.1	52	0	3	24	33	2	143	4.2	
2015-16	13-0	198/15.2	27-52	.519	0-0	.000	24-39	.615	16	39	55	4.2	20	1	3	10	16	8	78	6.0	
TOTAL	47-0	558/11.9	81-151	.536	0-0	.000	59-96	.615	41	86	127	2.7	72	1	6	34	49	10	221	4.7	



#22 COREONTAE DeBERRY

CENTER • 6-9 • 265 • SENIOR • 1L • HOLLAND, MICH. (HUTCHINSON COMMUNITY COLLEGE)

GAME-BY-GAME STATISTICS

2015-16 (SENIOR SEASON)

Opponent	Date	gs	min	Total		3-Pointers		Free throws		Rebounds				pf	a	t/o	blk	stl	pts	avg
				fg	fga	pct	3fg	3fga	pct	ft	fta	pct	off	def	tot	avg				
WESTERN CAROLINA	11/13/15	13	4-5	.800	0-0	.000	4-5	.800	1	3	4	4.0	2	1	0	0	1	12	12.0	
ROBERT MORRIS	11/15/15	20	4-9	.444	0-0	.000	4-5	.800	2	6	8	6.0	1	1	2	2	1	12	12.0	
at Bowling Green	11/18/15	22	2-5	.400	0-0	.000	3-5	.600	2	10	12	8.0	1	0	1	2	0	7	10.3	
ARKANSAS-PINE BLUFF	11/22/15	18	3-7	.429	0-0	.000	5-9	.556	2	3	5	7.3	3	0	0	2	3	11	10.5	
SE LOUISIANA	11/24/15	15	3-4	.750	0-0	.000	0-1	.000	0	2	2	6.2	1	0	2	0	0	6	9.6	
vs Nebraska	11/27/15	16	2-3	.667	0-0	.000	0-0	.000	1	1	2	5.5	1	0	1	0	1	4	8.7	
vs George Washington	11/28/15	13	0-0	.000	0-0	.000	1-2	.500	0	4	4	5.3	0	0	1	2	1	1	7.6	
BUTLER	12/2/15	17	0-2	.000	0-0	.000	2-2	1.000	0	3	3	5.0	1	0	0	4	0	2	6.9	
MORGAN STATE	12/6/15	16	4-5	.800	0-0	.000	3-4	.750	5	2	7	5.2	3	0	0	0	0	11	7.3	
at Xavier	12/12/15	11	1-3	.333	0-0	.000	1-2	.500	1	1	2	4.9	1	0	0	0	1	3	6.9	
NORFOLK STATE	12/15/15	14	0-1	.000	0-0	.000	0-0	.000	0	1	1	4.5	0	0	0	2	0	0	6.3	
at VCU	12/19/15	6	1-1	1.000	0-0	.000	1-2	.500	0	1	1	4.3	5	0	3	1	0	3	6.0	
IOWA STATE	12/22/15	17	3-7	.429	0-0	.000	0-2	.000	2	2	4	4.2	1	1	0	1	0	6	6.0	
Totals		0	198	27-52	.519	0-0	.000	24-39	.615	16	39	55	4.2	20	3	10	16	8	78	6.0

2014-15 (JUNIOR SEASON)

Opponent	Date	gs	min	Total		3-Pointers		Free throws		Rebounds				pf	a	t/o	blk	stl	pts	avg
				fg	fga	pct	3fg	3fga	pct	ft	fta	pct	off							
SAINT FRANCIS	11/14/14	6	0-0	.000	0-0	.000	0-0	.000	0-0	.000	0	0	0	0	0	0	0	0	0.0	
MOREHEAD STATE	11/19/14	2	0-0	.000	0-0	.000	0-0	.000	0	0	0	0	0	0	0	0	0	0	0.0	
EASTERN ILLINOIS	11/23/14	8	1-2	.500	0-0	.000	1-2	.500	1	3	4	1.3	3	0	1	1	0	3	1.0	
N.C. CENTRAL	11/25/14	8	2-2	1.000	0-0	.000	0-0	.000	2	1	3	1.8	0	0	1	0	0	4	1.8	
vs Middle Tennessee	11/28/14	10	2-2	1.000	0-0	.000	0-0	.000	0	1	1	1.6	1	0	1	2	0	4	2.2	
vs Ole Miss	11/29/14	2	0-0	.000	0-0	.000	0-0	.000	0	0	0	1.3	1	0	0	0	0	0	1.8	
STONY BROOK	12/02/14	20	2-6	.333	0-0	.000	2-2	1.000	0	1	1	1.3	1	0	0	3	0	6	2.4	
at Nebraska	12/13/14	9	1-2	.500	0-0	.000	0-0	.000	1	1	2	1.4	1	1	1	0	0	2	2.4	
SAN DIEGO STATE	12/17/14	13	3-4	.750	0-0	.000	0-0	.000	0	1	1	1.3	0	0	0	1	0	6	2.8	
VCU	12/20/14	7	0-1	.000	0-0	.000	0-0	.000	1	1	2	1.4	0	0	1	0	0	0	2.5	
WAGNER	12/23/14	17	3-3	1.000	0-0	.000	2-4	.500	0	4	4	1.6	1	0	0	2	0	8	3.0	
at NC State	12-30-14	11	4-6	.667	0-0	.000	1-2	.500	2	2	4	1.8	4	0	1	0	0	9	3.5	
SMU	01/03/15	12	1-2	.500	0-0	.000	0-0	.000	0	2	2	1.8	2	0	1	2	1	2	3.4	
EAST CAROLINA	01/06/15	12	3-5	.600	0-0	.000	3-4	.750	0	2	2	1.9	4	0	2	0	0	9	3.8	
at UConn	1/10/15	14	0-3	.000	0-0	.000	2-4	.500	0	2	2	1.9	0	0	1	1	0	2	3.7	
at Memphis	1/15/15	16	4-7	.571	0-0	.000	0-0	.000	0	1	1	1.8	3	0	3	1	0	8	3.9	
TEMPLE	01/17/15	12	1-2	.500	0-0	.000	2-4	.500	1	3	4	1.9	2	0	0	0	0	4	3.9	
HOUSTON	01/21/15	6	0-1	.000	0-0	.000	2-2	1.000	0	0	0	1.8	0	0	0	1	0	2	3.8	
at UCF	01/25/15	8	1-2	.500	0-0	.000	2-2	1.000	2	0	2	1.8	2	0	1	0	0	4	3.8	
UConn	01/29/15	19	2-6	.333	0-0	.000	2-4	.500	2	1	3	1.9	1	0	2	2	0	6	4.0	
at East Carolina	02/01/15	8	0-2	.000	0-0	.000	2-2	1.000	1	0	1	1.9	0	0	0	1	0	2	3.9	
at SMU	02/05/15	4	1-1	1.000	0-0	.000	1-2	.500	0	2	2	1.9	2	0	0	1	0	3	3.8	
USF	02/07/15	11	2-6	.333	0-0	.000	2-3	.667	4	2	6	2.0	2	0	0	1	1	6	3.9	
at Temple	02/10/15	10	2-3	.667	0-0	.000	1-1	1.000	0	0	0	2.0	1	0	1	1	0	5	4.0	
TULANE	02/14/15	9	1-2	.500	0-0	.000	2-2	1.000	0	2	2	2.0	4	0	0	1	0	4	4.0	
XAVIER	02/18/15	10	2-2	1.000	0-0	.000	0-0	.000	0	2	2	2.0	3	0	1	0	0	4	4.0	
at Houston	2/21/15	10	2-2	1.000	0-0	.000	1-1	1.000	0	0	0	1.9	0	0	0	2	0	5	4.0	
UCF	02/25/15	9	1-2	.500	0-0	.000	3-4	.750	1	1	2	1.9	3	0	0	3	0	5	4.0	
at Tulane	02/28/15	13	3-4	.750	0-0	.000	0-3	.000	1	4	5	2.0	3	1	4	0	0	6	4.1	
at Tulsa	03/04/15	7	0-2	.000	0-0	.000	0-0	.000	1	1	2	2.0	2	0	1	1	0	0	4.0	
MEMPHIS	03/08/15	7	2-2	1.000	0-0	.000	0-0	.000	1	2	3	2.0	0	0	0	1	0	4	4.0	
vs UConn	3/13/15	7	0-0	.000	0-0	.000	0-0	.000	0	1	1	2.0	2	0	0	1	0	0	3.8	
vs Purdue	3/19/15	26	5-9	.556	0-0	.000	3-5	.600	1	1	2	2.0	3	0	0	2	0	13	4.1	
vs Kentucky	3/21/15	17	3-6	.500	0-0	.000	1-4	.250	3	3	6	2.1	1	1	1	2	0	7	4.2	
Totals		0	360	54-99	.545	0-0	.000	35-57	.614	25	47	72	2.1	52	3	24	33	2	143	4.2



#24 SHAQ THOMAS

FORWARD • 6-7 • 210 • R-SENIOR • 3L • PATERSON, N.J. (NIA PREP SCHOOL)

AWARDS

» American Athletic Conference Weekly Honor Roll (12/8/14)

MOMENTS

» Helped spark Cincinnati's five-game win streak to end the regular season with a career-high 18 points at Houston (2/21/15)
 » Scored eight points, including a key three-pointer with 1:40 left, to finish off No. 23 SMU 62-54 in Dallas (2/5/15)
 » Shot a career-best 45.7 percent (86 of 188) from the field during the 2014-15 season

2015-16 Season (R-Senior): Scored a team-high 15 points on 7-of-9 shooting with nine rebounds and four assists against Morgan State (12/6) ... averaged 8.0 points and 3.5 rebounds in two games at the Barclays Center Classic in Brooklyn ... tallied 14 points on 6-of-8 shooting with a career-high five steals vs. Robert Morris (11/15).

2014-15 Season (R-Junior): Started 22 of 34 games, averaging 6.4 points and 3.1 rebounds in 22.5 minutes ... shot a career-best 45.7 percent (86 of 188) from the field ... scored in double figures in 10 games ... averaged a team-best 9.5 points to go with 5.2 rebounds during December ... shot 58.0 percent (29 of 50) from the field and 73.7 percent (14 of 19) from the foul line while averaging 8.4 points during February ... scored in double figures in five of the last eight games of the season ... posted a career-high 18 points on 5-of-8 shooting from the field and 7-of-8 shooting from the free-throw line at Houston (2/21) ... had 13 points on 6-of-8 shooting from the field against UCF (2/25) ... posted 10 points and seven rebounds against UConn (3/13) in the quarterfinals of the American Championship ... had eight points, including a three-pointer with 1:40 left to help seal the 62-54 win at No. 23 SMU (2/5) ... scored 15 points at NC State (12/30) ... named to The American Weekly Honor Roll after posting 14 points on 6-of-11 shooting from the field to go with six rebounds and two steals against Stony Brook (12/2).

2013-14 Season (R-Sophomore): Started all 34 games, averaging 6.8 points and 2.8 rebounds in 22.9 minutes ... ranked second on the team in field-goal shooting (45.4 percent), making 89 of 196 attempts ... shot a team-best 57.9 percent (11 of 19) in UC's three postseason games ... scored in double figures in 11 games ... poured in a season-high 15 points on 7-of-9 shooting to go with four rebounds and two assists at Temple (1/26) ... tallied 14 points, making 6 of 7 free throws against Chicago State (12/23) ... scored 13 points with a pair of three-pointers against Xavier (12/14) ... had 10 points with four rebounds and three steals at Memphis (1/4) ... handed out a career-best five assists against UMass Lowell (11/26) and UCF (1/23) ... contributed 10 points and season-best seven rebounds against Appalachian State (11/16).

2012-13 Season (R-Freshman): Played in 33 games as a reserve, averaging 3.0 points and 2.2 rebounds in 10.8 minutes ... played in all 18 BIG EAST games ... scored a season-high 12 points on 6-of-9 shooting to go with four rebounds in 23 minutes against Creighton (3/22) in the NCAA tournament second round ... posted 11 points to go with seven rebounds and three assists in 22 minutes against Maryland Eastern Shore (12/8) ... pulled down a season-high eight rebounds against Providence (3/13) in the second round of the BIG EAST Championship.

2011-12 Season: Redshirted.

SEASON & CAREER STATISTICS

2015-16 SEASON

	Pts	CAREER
15 vs. Morgan State, 12/6/15	18 at Houston, 2/21/15	
11 at Xavier, 12/12/15	FG Atts	11, 2x (last at Xavier, 12/12/15)
7 vs. Morgan State, 12/6/15	FG Made	7, 2x (last vs. Morgan State, 12/6/15)
4 at Xavier, 12/12/15	3PT-FG Atts	4 at Xavier, 12/12/15
2 vs. Nebraska, 11/27/15	3PT-FG Made	2 vs. Nebraska, 11/27/15
7 vs. Western Carolina, 11/13/15	FT Atts	8, 2x (last at Houston, 2/21/15)
4, 2x (last vs. Nebraska, 11/27/15)	FT Made	7, at Houston, 2/21/15
9 vs. Morgan State, 12/6/15	Rebs	9, 2x (last vs. Morgan State, 12/6/15)
4 vs. Morgan State, 12/6/15	Assts	5, 2x (last vs. UCF, 1/23/14)
5 vs. Robert Morris, 11/15/15	Stls	5 vs. Robert Morris, 11/15/15
2, 2x (last vs. Morgan State, 12/6/15)	Blks	2, 5x (last vs. Morgan State, 12/6/15)
33 at Xavier, 12/12/15	Mins	38 at Houston, 2/21/15

MISCELLANEOUS STATISTICS


CATEGORY	2012-13	2013-14	2014-15	2015-16	CAREER
Double-Figure Scoring Games	2	11	10	5	28
Double-Figure Rebounding Games	0	0	0	0	0
Double-Double Games	0	0	0	0	0
20-Point Scoring Games	0	0	0	0	0
Games Led UC in Scoring	0	0	3	1	4
Games Led UC in Rebounding	0	1	1	0	2
Games Led UC in Assists	1	2	0	2	5
Games With 3+ Assists	2	3	1	4	10
Games With 3+ Blocks	0	0	0	0	0
Games With 3+ Steals	0	2	0	1	3
Games With 3+ Three-Pointers	0	0	0	0	0

Prior to Cincinnati: Played two seasons at NIA Prep in Newark, New Jersey, averaging 28 points and eight assists in 2010-2011 ... tabbed a four-star prospect by Rivals.com and Scout.com ... listed as the 81st-best player overall nationally by Rivals.com ... tabbed the 20th-best small forward in the country by Scout.com.

Personal: Born March 25, 1992 in Paterson, New Jersey ... son of Amanda Thomas and Joseph Carson ... has a brother, Isiah, and sister, Essence Carson, a forward/guard for the WNBA's New York Liberty ... nephew of long-time NBA veteran Tim Thomas ... right-handed.

CAREER STATISTICS

			Total		3-Point		F-Throws		Rebounds											Scoring	
Season	gp-gs	min/avg	fg-fga	pct	fg-fga	pct	ft-fta	pct	off	def	tot	avg	pf	fo	ast	to	blk	stl	pts	avg	
2012-13	33-0	356/10.8	42-101	.416	3-8	.375	13-27	.481	30	41	71	2.2	22	0	16	19	6	17	100	3.0	
2013-14	34-34	779/22.9	89-196	.454	5-19	.263	49-74	.662	37	57	94	2.8	55	1	32	36	12	29	232	6.8	
2014-15	34-22	766/22.5	86-188	.457	6-18	.333	41-70	.586	39	66	105	3.1	53	0	19	49	17	20	219	6.4	
2015-16	13-13	296/22.8	39-81	.481	6-18	.333	19-30	.633	26	40	66	5.1	26	0	26	19	9	11	103	7.9	
TOTAL	114-69	2197/19.3	256-566	.452	20-63	.317	122-201	.607	132	204	336	2.9	156	1	93	123	44	77	654	5.7	



#24 SHAQ THOMAS

FORWARD • 6-7 • 210 • R-SENIOR • 3L • PATERSON, N.J. (NIA PREP SCHOOL)

GAME-BY-GAME STATISTICS

2015-16 (SENIOR SEASON)

Opponent	Date	gs	min	Total		3-Pointers		Free throws		Rebounds				pf	a	tlo	blk	stl	pts	avg
				fg-fga	pct	3fg-fga	pct	ft-fa	pct	off	def	tot	avg							
WESTERN CAROLINA	11/13/15	*	22	2-5	.400	0-0	.000	4-7	.571	2	3	5	5.0	3	3	3	0	0	8	8.0
ROBERT MORRIS	11/15/15	*	18	6-8	.750	0-0	.000	2-4	.500	0	3	3	4.0	2	2	0	1	5	14	11.0
at Bowling Green	11/18/15	*	20	4-7	.571	1-2	.500	1-2	.500	2	1	3	3.7	0	3	2	2	1	10	10.7
ARKANSAS-PINE BLUFF	11/22/15	*	21	1-5	.200	0-1	.000	3-3	1.000	2	5	7	4.5	1	1	1	0	1	5	9.3
SE LOUISIANA	11/24/15	*	16	1-3	.333	0-1	.000	0-0	.000	4	2	6	4.8	2	2	1	0	0	2	7.8
vs Nebraska	11/27/15	*	26	4-8	.500	2-2	1.000	4-6	.667	1	3	4	4.7	3	0	2	0	0	14	8.8
vs George Washington	11/28/15	*	19	0-3	.000	0-1	.000	2-2	1.000	3	0	3	4.4	4	2	0	0	0	2	7.9
BUTLER	12/2/15	*	20	2-5	.400	0-0	.000	1-1	1.000	1	1	2	4.1	0	0	1	1	0	5	7.5
MORGAN STATE	12/6/15	*	27	7-9	.778	1-2	.500	0-2	.000	2	7	9	4.7	3	4	2	2	1	15	8.3
at Xavier	12/12/15	*	33	5-11	.455	1-4	.250	0-0	.000	3	2	5	4.7	3	3	3	1	0	11	8.6
NORFOLK STATE	12/15/15	*	27	4-9	.444	1-3	.333	0-1	.000	2	4	6	4.8	4	3	2	1	1	9	8.6
at VCU	12/19/15	*	27	1-3	.333	0-1	.000	2-2	1.000	2	5	7	5.0	1	1	1	1	0	4	8.3
IOWA STATE	12/22/15	*	20	2-5	.400	0-1	.000	0-0	.000	2	4	6	5.1	0	2	1	0	2	4	7.9
Totals			13	296	39-81	.481	6-18	.333	19-30	.633	26	40	66	5.1	26	19	9	11	103	7.9

2013-14 (R-SOPHOMORE SEASON)

Opponent	Date	gs	min	Total		3-Pointers		Free throws		Rebounds				pf	a	tlo	blk	stl	pts	avg	
				fg-fga	pct	3fg-fga	pct	ft-fa	pct	off	def	tot	avg								
NORTH CAROLINA CENT	11/08/13	*	11	1-2	.500	0-0	.000	0-0	.000	2	3	5	5.0	2	0	3	0	0	2	2.0	
NC STATE	11/12/13	*	25	2-4	.500	0-0	.000	2-3	.667	2	0	2	3.5	2	0	1	1	1	6	4.0	
APPALACHIAN ST.	11/16/13	*	27	3-9	.333	0-0	.000	4-4	1.000	4	3	7	4.7	0	2	1	1	1	10	6.0	
CAMPBELL	11/20/13	*	27	4-7	.571	0-0	.000	0-1	.000	1	1	2	4.0	0	2	3	0	1	8	6.5	
UMASS LOWELL	11/26/13	*	24	3-7	.429	0-2	.000	1-2	.500	1	3	4	4.0	1	5	0	0	2	7	6.6	
KENNESAW ST.	11/29/13	*	21	5-7	.714	1-1	1.000	0-0	.000	0	2	3	2.7	1	2	0	0	2	11	7.3	
USC UPSTATE	12/03/13	*	20	1-4	.250	0-0	.000	2-2	1.000	1	1	2	3.4	2	0	0	3	4	6.9		
at New Mexico	12/07/13	*	16	0-2	.000	0-0	.000	0-0	.000	0	2	2	3.3	2	1	1	1	1	0	6.0	
vs Xavier	12/14/13	*	35	5-8	.625	2-3	.667	1-4	.250	1	0	1	3.0	1	1	1	1	1	13	6.8	
vs Pittsburgh	12/17/13	*	20	0-4	.000	0-0	.000	0-0	.000	1	1	2	2.9	2	0	1	0	0	0	6.1	
MIDDLE TENNESSEE	12/21/13	*	16	2-5	.400	0-1	.000	3-3	1.000	1	2	3	2.9	2	0	3	0	1	7	6.2	
CHICAGO STATE	12/23/13	*	20	4-8	.500	0-2	.000	6-7	.857	0	1	1	2.8	1	2	0	0	0	14	6.8	
NEBRASKA	12/28/13	*	17	1-4	.250	0-0	.000	1-2	.500	0	2	2	2.7	1	0	0	0	0	3	6.5	
SMU	1/1/14	*	27	2-4	.500	0-0	.000	6-8	.750	0	1	1	2.6	1	0	1	0	0	10	6.8	
at Memphis	1/4/14	*	30	4-9	.444	1-1	1.000	1-3	.333	3	1	4	2.7	2	0	0	1	3	10	7.0	
at Houston	1/7/14	*	22	0-5	.000	0-1	.000	0-0	.000	1	3	4	2.8	3	1	2	0	0	0	6.6	
RUTGERS	1/11/14	*	28	2-7	.286	1-2	.500	6-6	1.000	0	3	3	2.8	0	0	0	0	2	11	6.8	
TEMPLE	1/14/14	*	24	2-3	.667	0-0	.000	0-0	.000	2	2	4	2.8	2	3	1	0	0	4	6.7	
at USF	1/18/14	*	23	3-4	.750	0-0	.000	4-4	1.000	1	2	3	2.8	3	0	2	0	1	10	6.8	
UCF	1/23/14	*	17	2-6	.333	0-0	.000	2-4	.500	3	2	5	3.0	3	5	2	0	1	6	6.8	
at Temple	01/26/14	*	32	7-9	.778	0-1	.000	1-3	.333	1	3	4	3.0	5	2	1	0	1	15	7.2	
at Louisville	1/30/14	*	29	4-5	.800	0-1	.000	3-4	.750	2	4	6	3.1	3	1	2	0	0	11	7.4	
USF	2/2/14	*	23	1-6	.167	0-0	.000	0-0	.000	1	1	2	3.1	0	0	0	0	1	2	7.1	
UCONN	2/6/14	*	19	2-3	.667	0-0	.000	0-0	.000	0	1	1	3.0	1	0	0	0	0	4	7.0	
at SMU	02/08/14	*	24	2-5	.400	0-2	.000	1-2	.500	0	1	1	2.9	1	0	2	0	2	5	6.9	
HOUSTON	2/15/14	*	28	5-10	.500	0-1	.000	1-2	.500	1	1	2	2.9	2	1	1	0	1	11	7.1	
at UCF	2/19/14	*	24	4-8	.500	0-0	.000	0-0	.000	1	1	2	2.9	3	1	2	1	0	8	7.1	
LOUISVILLE	2/22/14	*	21	0-4	.000	0-0	.000	0-0	.000	0	0	0	2.8	1	1	1	0	1	0	6.9	
at UConn	3/1/14	*	25	3-7	.429	0-1	.000	2-6	.333	1	4	5	2.8	0	0	1	0	1	8	6.9	
MEMPHIS	03/06/14	*	22	2-6	.333	0-0	.000	0-0	.000	1	1	2	2.8	2	0	0	1	0	4	6.8	
at Rutgers	03/08/14	*	19	2-5	.400	0-0	.000	0-0	.000	0	2	2	2.8	2	0	1	1	1	4	6.7	
vs UCF	3/13/14	*	18	3-6	.500	0-0	.000	2-4	.500	1	1	2	2.8	1	0	1	0	0	8	6.8	
vs UConn	3/14/14	*	24	4-7	.571	0-0	.000	0-0	.000	4	1	5	2.8	1	2	1	1	0	8	6.8	
vs Harvard	03/20/14	*	21	4-6	.667	0-0	.000	0-0	.000	0	1	1	2.8	2	0	1	2	1	8	6.8	
Totals			34	779	89-196	.454	5-19	.263	49-74	.662	37	57	94	2.8	55	32	36	12	29	232	6.8

2014-15 (R-JUNIOR SEASON)

Opponent	Date	gs	min	Total		3-Pointers		Free throws		Rebounds				pf	a	tlo	blk	stl	pts	avg	
				fg	pct	3fg	pct	ft	pct	off	def	tot	avg								
SAINT FRANCIS	11/14/14	*	14	0-3	.000	0-1	.000	0-0	.000	0	3	3	3.0	1	0	4	0	0	0.0		
MOREHEAD STATE	11/19/14	*	24	1-6	.167	0-2	.000	1-2	.500	2	2	4	3.5	4	3	3	1	2	3.1		
EASTERN ILLINOIS	11/23/14	*	26	4-8	.500	0-1	.000	1-2	.500	2	3	5	4.0	1	1	5	1	1	9.4		
N.C. CENTRAL	11/25/14	*	19	0-1	.000	0-0	.000	1-2	.500	0	1	1	3.3	1	1	2	0	0	1.3		
vs Middle Tennessee	11/28/14	*	8	3-3	1.000	0-0	.000	0-0	.000	1	2	3	3.2	0	0	1	1	0	6.3		
vs Ole Miss	11/29/14	*	18	2-7	.286	0-1	.000	0-0	.000	3	1	4	3.3	1	0	0	0	0	4.3		
STONY BROOK	12/02/14	*	30	6-11	.545	0-1	.000	2-2	1.000	3	3	6	3.7	1	1	0	0	2	14.5		
at Nebraska	12/13/14	*	27	2-8	.250	0-0	.000	1-3	.333	1	7	8	4.3	0	0	1	0	1	5.3		
SAN DIEGO STATE	12/17/14	*	25	2-6	.333	0-0	.000	3-4	.750	1	1	2	4.0	3	0	3	0	0	7.5		
VCU	12/20/14	*	27	3-9	.333	0-0	.000	0-3	.000	5	4	9	4.5	1	0	2	1	0	6.5		
WAGNER	12/23/14	*	23	3-6	.500	0-0	.000	4-7	.571	3	1	4	4.5	3	0	2	1	0	10.5		
at NC State	12-30-14	*	28	5-10	.500	0-1	.000	5-6	.833	1	1	2	4.3	2	0	0	0	1	15.7		
SMU	01/03/15	*	33	1-5	.200	0-0	.000	2-4	.500	2	3	5	4.3	0	1	3	1	0	4.6		
EAST CAROLINA	01/06/15	*	9	3-4	.750	0-0	.000	0-0	.000	0	3	3	4.2	2	0	0	0	1	6.4		
at UConn	1/10/15	*	27	3-5	.600	1-1	1.000	1-2	.500	1	3	4	4.2	3	1	3	2	2	8.6		
at Memphis	1/15/15	*	14	0-2	.000	0-0	.000	0-0	.000	0	2	2	4.1	2	0	0	0	1	0.6		
TEMPLE	01/17/15	*	13	2-4	.500	0-0	.000	0-0	.000	0	1	1	3.9	1	0	0	0	0	4.6		
HOUSTON	01/21/15	19	4-5	800	1-1	1.000	1-2	.500	0	0	0	3.7	1	1	1	0	0	10.6			
at UCF	01/25/15	12	1-2	.500	0-0	.000	1-2	.500	0	0	0	3.5	0	0	0	1	0	3.6			
UConn	01/29/15	14	1-2	.500	0-0	.000	1-3	.333	0	0	0	3.3	0	0	0	0	0	3.9			
at East Carolina	02/01/15	15	1-3	.333	0-0	.000	2-3	.667	0	2	2	3.2	1	0	0	0	1	4.5			
at SMU	02/05/15	25	3-5	.600	1-1	1.000	1-2	.500	0	2	2	3.2	1	0	3	1	1	8.5			
USF	02/07/15	21	1-5	.200	0-0	.000	1-1	1.000	2	0	2	3.1	1	2	1	0	1	3.5			
at Temple	02/10/15	26	5-6	.833	1-1	1.000	0-0	.000	0	3	3	3.1	4	1	1	0	0	11.6			
TULANE	02/14/15	11	0-2	.000	0-1	.000	0-0	.000	0	2	2	3.1	3	0	1	0	0	5.8			
XAVIER	02/18/15	25	4-7	.571	0-1	.000	0-0	.000	1	1	2	3.0	1	1	1	0	1	8.5			
at Houston	2/21/15	*	38	5-8	.625	1-2	.500	7-8	.875	0	0	0	2.9	1	2	0	1	1	18.3		
UCF	02/25/15	*	32	6-8	.750	0-0	.000	1-2	.500	1	2	3	2.9	1	1	1	0	0	13.6		
at Tulane	02/28/15	*	28	4-6	.667	1-2	.500	2-3	.667	0	0	0	2.8	2	1	1	1	0	11.7		
at Tulsa	03/04/15	*	31	0-6	.000	0-0	.000	0-2	.000	1	2	3	2.8	2	1	4	2	1	0.6		
MEMPHIS	03/08/15	12	1-2	.500	0-0	.000	0-0	.000	0	2	2	2.8	1	0	3	0	1	2.6			
vs UConn	3/13/15	*	35	4-7	.571	0-1	.000	2-2	1.000	5	2	7	2.9	1	1	2	0	0	6.4		
vs Purdue	3/19/15	*	29	1-6	.167	0-0	.000	1-3	.333	2	4	6	3.0	3	0	1	1	1	3.3		
vs Kentucky	3/21/15	*	28	5-10	.500	0-0	.000	0-0	.000	2	3	5	3.1	4	0	1	0	0	6.4		
Totals			22	766	86-188	457	6-18	333	41-70	586	39	66	105	3.1	53	19	49	17	20	219	6.4



#25 KEVIN JOHNSON

GUARD • 6-3 • 180 • JUNIOR • 2L • CINCINNATI, OHIO (SUMMIT COUNTRY DAY)

MOMENTS

- » Got hot from the perimeter, making four three-pointers against both Temple (1/17/15) and at Tulane (2/28/15)
- » Sank a pair of free throws with 11 seconds remaining to help secure a 61-60 road win at Houston (1/17/14)
- » Nailed a three-pointer with 36 seconds left to help send Cincinnati to a 61-58 win over UCF in 2014 American Championship quarterfinals.

2015-16 Season (Junior): Posted eight points with a pair of threes against No. 11 Iowa State (12/22) ... had nine points with a pair of threes against Butler (12/2) ... scored nine of his 11 points in the second half, including a key put back with four minutes left against George Washington (11/28) ... poured in 14 points with four three-pointers in 23 minutes vs. Robert Morris (11/15).

2014-15 Season (Sophomore): Started 24 of 34 games played, averaging 6.5 points, 1.4 rebounds, and 1.3 assists in 21.8 minutes ... ranked third on the team in scoring in January, averaging 8.3 points with a team-best 14 three-pointers ... scored in double figures in eight games and handed out three or more assists six times ... posted a season-high 15 points with a season-best four three-pointers at Tulane (2/28) ... had 14 points with a season-best four three-pointers against Temple (1/17) ... registered 13 points with a trio of three-pointers and four rebounds at UCF (1/25) ... recorded 12 points and a season-high five rebounds with two assists and two steals at Houston (2/21).

2013-14 Season (Freshman): Played in 33 games as a reserve, averaging 3.7 points and 1.0 rebounds in 10.2 minutes ... led the team in free-throw shooting (86.7 percent) making 26 of 30 attempts, including several in clutch situations ... made his last 19 free throws of the season ... made a pair of free-throws with 11 seconds left in UC's 61-60 win at Houston (1/7) ... hit a three-pointer with 36 seconds left to secure UC's win over UCF (3/13) in the quarterfinals of the AAC Championship ... scored a season-high 11 points on 4-of-6 shooting to go with four rebounds against Nebraska (12/28) ... posted 10 points with 5-of-6 free throws against Chicago State (12/23) ... tallied eight points with a pair of three-pointers and three assists at Rutgers (3/8).

Prior to Cincinnati: Averaged 21 points and five rebounds as a senior at Summit Country Day, helping the Silver Knights to a 25-1 record and second-place regional finish ... guided his team to a 26-1 record and the school's first Division III state crown as a junior while averaging 14.1 points, 6.6 rebounds and 2.8 assists ... earned most valuable player award in 2012 state championship game ... tabbed co-player of the year as a junior and senior ... earned co-Mr. Basketball accolades as a senior ... selected a Top 150 prospect and Top 30 shooting guard by Rivals.com ... coached by Michael Bradley.

Personal: Born June 11, 1995 in Cincinnati, Ohio ... son of Katrice Rosser-Johnson and Kevin Johnson Sr. ... right-handed.

SEASON & CAREER STATISTICS

2015-16 SEASON

14 vs. Robert Morris, 11/15/15	Pts	15 at Tulane, 2/28/15
14 vs. Robert Morris, 11/15/15	FG Atts	14 vs. Robert Morris, 11/15/15
5 vs. Robert Morris, 11/15/15	FG Made	5, 4x (last vs. Robert Morris, 11/15/15)
9 vs. Robert Morris, 11/15/15	3PT-FG Atts	9 vs. Robert Morris, 11/15/15
4 vs. Robert Morris, 11/15/15	3PT-FG Made	4, 3x (vs. Robert Morris, 11/15/15)
4 at VCU, 12/19/15	FT Atts	6, 2x (last vs. Memphis, 3/8/15)
4 at VCU, 12/19/15	FT Made	5, vs. Chicago State, 12/23/13
5 vs. Nebraska, 11/27/15	Rebs	5, 2x (last vs. Nebraska, 11/27/15)
3, 4x (last vs. Morgan State, 12/6/15)	Assts	3, 13x (last vs. Morgan State, 12/6/15)
2, 3x (last vs. Morgan State, 12/6/15)	Stls	4 vs. Wagner, 12/23/14
0	Blks	2 vs. Stony Brook, 12/2/14
25 vs. George Washington, 11/28/15	Mins	36 at Temple, 2/10/15

MISCELLANEOUS STATISTICS

CATEGORY	2013-14	2014-15	2015-16	CAREER
Double-Figure Scoring Games	2	8	3	13
Double-Figure Rebounding Games	0	0	0	0
Double-Double Games	0	0	0	0
20-Point Scoring Games	0	0	0	0
Games Led UC in Scoring	0	4	0	4
Games Led UC in Rebounding	0	0	0	0
Games Led UC in Assists	0	4	1	5
Games With 3+ Assists	3	6	4	13
Games With 3+ Blocks	0	0	0	0
Games With 3+ Steals	0	1	0	1
Games With 3+ Three-Pointers	0	5	1	6

CAREER STATISTICS

			Total		3-Point		F-Throws		Rebounds											Scoring	
Season	gp-gs	min/avg	fg-fga	pct	fg-fga	pct	ft-fta	pct	off	def	tot	avg	pf	fo	ast	to	blk	stl	pts	avg	
2013-14	33-0	338/10.2	41-103	.398	15-48	.313	26-30	.867	14	19	33	1.0	42	0	21	17	3	13	123	3.7	
2014-15	34-24	742/21.8	74-195	.379	43-123	.350	29-44	.659	6	40	46	1.4	68	0	45	54	4	28	220	6.5	
2015-16	13-0	254/19.5	29-79	.367	17-53	.321	10-13	.769	12	9	21	1.6	26	0	22	17	0	11	85	6.5	
TOTAL	80-24	1334/16.7	144-377	.382	75-224	.335	65-87	.747	32	68	100	1.3	136	0	88	88	7	52	428	5.4	



#25 KEVIN JOHNSON

GUARD • 6-3 • 180 • JUNIOR • 2L • CINCINNATI, OHIO (SUMMIT COUNTRY DAY)

GAME-BY-GAME STATISTICS

2015-16 (JUNIOR SEASON)

Opponent	Date	gs	min	Total		3-Pointers		Free throws		Rebounds			pf	a	t/o	blk	stl	pts	avg	
				fg-fga	pct	3fg-fga	pct	ft-fa	pct	off	def	tot								
WESTERN CAROLINA	11/13/15	20	2-7	286	1-5	200	1-2	.500	0	1	1	1.0	2	3	0	0	0	6	6.0	
ROBERT MORRIS	11/15/15	23	5-14	357	4-9	444	0-0	.000	3	1	4	2.5	2	3	0	0	2	14	10.0	
at Bowling Green	11/18/15	20	3-8	375	2-6	333	0-0	.000	0	1	1	2.0	2	2	1	0	1	8	9.3	
ARKANSAS-PINE BLUFF	11/22/15	15	1-6	167	0-3	000	3-3	1.000	0	0	0	1.5	2	2	0	0	1	5	8.3	
SE LOUISIANA	11/24/15	18	1-7	143	1-4	250	0-0	.000	0	1	1	1.4	3	3	2	0	2	3	7.2	
vs Nebraska	11/27/15	25	1-5	200	1-3	333	1-2	.500	3	2	5	2.0	1	3	1	0	1	4	6.7	
vs George Washington	11/28/15	25	5-9	556	1-5	200	0-0	.000	2	0	2	2.0	1	0	0	0	0	11	7.3	
BUTLER	12/2/15	26	3-5	600	2-3	667	1-2	.500	0	1	1	1.9	3	1	2	0	0	9	7.5	
MORGAN STATE	12/6/15	22	4-8	500	2-6	333	0-0	.000	2	1	3	2.0	1	3	3	0	2	10	7.8	
at Xavier	12/12/15	16	1-2	500	1-2	500	0-0	.000	0	0	0	1.8	2	1	3	0	1	3	7.3	
NORFOLK STATE	12/15/15	10	0-2	.000	0-2	.000	0-0	.000	1	0	1	1.7	3	1	3	0	0	0	6.6	
at VCU	12/19/15	15	0-2	.000	0-2	.000	4-4	1.000	0	1	1	1.7	1	0	0	0	1	4	6.4	
IOWA STATE	12/22/15	19	3-4	750	2-3	667	0-0	.000	1	0	1	1.6	3	0	2	0	0	8	6.5	
Totals		0	254	29-79	367	17-53	.321	10-13	.769	12	9	21	1.6	26	22	17	0	11	85	6.5

2014-15 (SOPHOMORE SEASON)

Opponent	Date	gs	min	Total		3-Pointers		Free throws		Rebounds			pf	a	t/o	blk	stl	pts	avg	
				fg	pct	3fg	pct	ft	pct	off	def	tot								
SAINT FRANCIS	11/14/14	17	3-5	.600	0-2	.000	1-2	.500	0	0	0	0.0	1	2	2	0	1	7	7.0	
MOREHEAD STATE	11/19/14	4	0-0	.000	0-0	.000	0-0	.000	0	0	0	0.0	3	0	1	0	0	0	3.5	
EASTERN ILLINOIS	11/23/14	* 18	0-6	.000	0-5	.000	2-3	.667	0	3	3	1.0	2	1	3	0	0	2	3.0	
N.C. CENTRAL	11/25/14	* 23	3-5	.600	3-4	.750	0-0	.000	0	0	0	0.8	1	1	1	0	0	9	4.5	
vs Middle Tennessee	11/28/14	* 23	2-6	.333	2-5	.400	0-0	.000	0	3	3	1.2	0	0	3	0	0	6	4.8	
vs Ole Miss	11/29/14	* 32	1-6	.167	0-5	.000	0-0	.000	0	1	1	1.2	2	1	0	0	0	2	4.3	
STONY BROOK	12/02/14	* 25	4-6	.667	2-2	1.000	2-5	.400	0	3	3	1.4	3	1	1	2	1	12	5.4	
at Nebraska	12/13/14	* 25	1-7	.143	1-5	.200	0-0	.000	0	1	1	1.4	3	0	1	0	0	3	5.1	
SAN DIEGO STATE	12/17/14	* 21	2-3	.667	1-2	.500	4-4	1.000	0	1	1	1.3	3	1	3	0	1	9	5.6	
VCU	12/20/14	* 17	1-3	.333	0-2	.000	0-0	.000	0	0	0	1.2	1	0	3	0	0	2	5.2	
WAGNER	12/23/14	* 21	5-8	.625	1-3	.333	0-0	.000	0	2	2	1.3	2	3	1	0	4	11	5.7	
at NC State	12-30-14	* 24	1-5	.200	0-3	.000	0-0	.000	0	0	0	1.2	3	1	1	0	2	2	5.4	
SMU	01/03/15	* 16	1-3	.333	1-3	.333	2-2	1.000	0	1	1	1.2	4	0	4	1	1	5	5.4	
EAST CAROLINA	01/06/15	* 21	5-9	.556	2-4	.500	0-1	.000	0	1	1	1.1	0	0	1	0	1	12	5.9	
at UConn	1/10/15	* 25	1-8	.125	0-4	.000	4-4	1.000	0	2	2	1.2	4	2	1	0	0	6	5.9	
at Memphis	1/15/15	* 25	2-5	.400	1-4	.250	0-0	.000	0	0	0	1.1	1	3	1	0	2	5	5.8	
TEMPLE	01/17/15	* 31	5-7	.714	4-5	.800	0-0	.000	1	1	2	1.2	2	1	0	0	2	14	6.3	
HOUSTON	01/21/15	* 20	1-5	.200	1-3	.333	0-0	.000	0	1	1	1.2	3	2	0	0	1	3	6.1	
at UCF	01/25/15	* 23	3-9	.333	3-7	.429	4-4	1.000	1	3	4	1.3	3	1	0	0	2	13	6.5	
UCONN	01/29/15	* 24	2-4	.500	2-4	.500	2-4	.500	0	0	0	1.3	4	2	1	0	2	8	6.6	
at East Carolina	02/01/15	* 28	1-8	.125	0-7	.000	0-0	.000	0	1	1	1.2	4	3	2	1	0	2	6.3	
at SMU	02/05/15	* 22	0-4	.000	0-2	.000	0-0	.000	0	0	0	1.2	2	2	3	0	1	0	6.0	
USF	02/07/15	* 22	4-11	.364	3-6	.500	0-0	.000	0	1	1	1.2	3	3	1	0	0	11	6.3	
at Temple	02/10/15	* 36	2-9	.222	2-5	.400	0-2	.000	0	1	2	3	1.3	1	3	1	0	1	6	6.3
TULANE	02/14/15	* 27	1-4	.250	0-2	.000	0-0	.000	0	2	2	1.3	1	3	2	0	1	2	6.1	
XAVIER	02/18/15	* 14	1-4	.250	0-2	.000	0-0	.000	0	1	1	1.3	1	0	2	0	1	2	5.9	
at Houston	2/21/15	31	4-8	.500	2-4	.500	2-3	.667	0	5	5	1.4	2	2	4	0	0	12	6.1	
UCF	02/25/15	15	3-3	1.000	2-2	1.000	0-0	.000	0	1	1	1.4	0	0	4	0	0	8	6.2	
at Tulane	02/28/15	21	5-8	.625	4-6	.667	1-2	.500	1	1	2	1.4	4	2	0	0	1	15	6.5	
at Tulsa	03/04/15	15	3-7	.429	1-4	.250	1-2	.500	2	0	2	1.4	1	1	1	0	0	8	6.6	
MEMPHIS	03/08/15	20	2-7	.286	1-4	.250	4-6	.667	0	1	1	1.4	1	1	2	0	1	9	6.6	
vs UConn	3/13/15	15	1-4	.250	1-1	1.000	0-0	.000	0	0	0	1.4	1	1	2	0	0	3	6.5	
vs Purdue	3/19/15	22	3-5	.600	2-4	.500	0-0	.000	0	1	1	1.4	1	2	0	0	0	8	6.6	
vs Kentucky	3/21/15	19	1-3	.333	1-2	.500	0-0	.000	0	1	1	1.4	1	0	2	0	0	3	6.5	
Totals		24	742	74-195	.379	43-123	.350	29-44	.659	6	40	46	1.4	68	45	54	4	28	220	6.5

2013-14 (FRESHMAN SEASON)

Opponent	Date	gs	min	Total		3-Pointers		Free throws		Rebounds			pf	a	t/o	blk	stl	pts	avg	
				fg-fga	pct	3fg-fga	pct	ft-fa	pct	off	def	tot								
NORTH CAROLINA CENT	11/08/13	9	0-5	.000	0-2	.000	0-0	.000	2	0	2	2.0	1	0	0	0	0	0	0.0	
NC STATE	11/12/13	5	0-3	.000	0-1	.000	0-0	.000	0	0	0	1.0	2	0	1	0	0	0	0.0	
APPALACHIAN ST.	11/16/13	17	1-5	200	0-1	.000	0-0	.000	1	1	2	1.3	1	0	0	0	0	2	0.7	
CAMPBELL	11/20/13	19	2-6	333	0-3	.000	0-0	.000	0	0	0	1.0	3	0	1	1	1	4	1.5	
UMASS LOWELL	11/26/13	15	3-7	429	0-3	.000	1-2	.500	0	1	1	1.0	2	1	0	0	0	7	2.6	
KENNESAW ST.	11/29/13	11	2-4	500	0-1	.000	0-0	.000	2	1	3	1.3	4	2	0	0	0	4	2.8	
USC UPSTATE	12/03/13	16	4-7	571	1-4	.250	0-0	.000	0	1	1	1.3	3	1	0	0	1	9	3.7	
at New Mexico	12/07/13	15	2-4	500	1-1	1.000	0-1	.000	1	2	3	1.5	4	0	0	0	0	5	3.9	
vs Xavier	12/14/13	22	2-4	500	1-3	.333	0-1	.000	0	0	0	1.3	0	1	0	0	0	5	4.0	
vs Pittsburgh	12/17/13	3	0-0	.000	0-0	.000	0-0	.000	0	1	1	1.3	1	0	0	0	1	0	3.6	
MIDDLE TENNESSEE	12/21/13	12	1-1	1.000	0-0	.000	3-3	1.000	0	0	0	1.2	3	1	0	0	1	5	3.7	
CHICAGO STATE	12/23/13	19	2-10	200	1-6	.167	5-6	.833	1	1	2	1.3	2	2	2	0	0	10	4.3	
NEBRASKA	12/28/13	16	4-6	667	1-2	.500	2-2	1.000	2	2	4	1.5	0	1	1	0	1	11	4.8	
SMU	1/1/14	3	0-2	.000	0-2	.000	0-0	.000	0	0	0	1.4	1	0	0	0	1	0	4.4	
at Memphis	1/4/14	16	2-3	667	1-1	1.000	2-2	1.000	1	2	3	1.5	3	1	2	0	1	7	4.6	
at Houston	1/7/14	9	0-4	.000	0-1	.000	2-2	1.000	2	0	2	1.5	0	0	0	0	1	2	4.4	
RUTGERS	1/11/14	11	1-4	250	0-2	.000	2-2	1.000	0	0	0	1.4	1	0	0	0	0	4	4.4	
TEMPLE	1/14/14	9	1-2	500	1-1	1.000	2-2	1.000	1	0	1	1.4	1	0	2	0	0	5	4.4	
at USF	1/18/14	5	0-0	.000	0-0	.000	0-0	.000	0	0	0	1.3	0	0	0	0	0	0	4.2	
UCF	1/23/14	14	1-3	333	0-1	.000	0-0	.000	0	1	1	1.3	1	3	3	0	0	2	4.1	
at Temple	01/26/14	9	2-2	1.000	1-1	1.000	2-2	1.000	0	1	1	1.3	1	0	1	0	1	7	4.2	
at Louisville	1/30/14	1	0-0	.000	0-0	.000	0-0	.000	0	0	0	1.2	0	0	0	0	0	0	4.0	
USF	2/2/14	5	0-0	.000	0-0	.000	0-0	.000	0	0	0	1.2	1	1	1	0	0	0	3.9	
at SMU	02/08/14	6	1-2	500	1-1	1.000	0-0	.000	1	0	1	1.2	1	0	1	0	0	3	3.8	
HOUSTON	2/15/14	5	0-0	.000	0-0	.000	0-0	.000	0	0	0	1.1	1	0	0	0	0	0	3.7	
at UCF	2/19/14	15	2-4	500	0-1	.000	1-1	1.000	0	2	2	1.2	2	3	0	1	0	5	3.7	
LOUISVILLE	2/22/14	2	0-0	.000	0-0	.000	0-0	.000	0	0	0	1.1	0	0	0	0	0	0	3.6	
at UConn	3/1/14	2	0-0	.000	0-0	.000	0-0	.000	0	0	0	1.1	1	0	0	0	0	0	3.5	
MEMPHIS	03/06/14	3	0-0	.000	0-0	.000	4-4	1.000	0	0	0	1.0	0	0	0	0	1	0	4	3.5
at Rutgers	03/08/14	11	3-5	600	2-4	.500	0-0	.000	0	0	0	1.0	0	3	0	0	1	8	3.6	
vs UConn	3/13/14	11	3-3	1.000	2-2	1.000	0-0	.000	0	1	1	1.0	1	0	2	0	2	8	3.8	
vs UConn	3/14/14	9	1-3	333	1-2	.500	0-0	.000	0	0	0	1.0	1	0	0	0	1	3	3.8	
vs Harvard	03/20/14	13	1-4	250	1-2	.500	0-0	.000	0	2	2	1.0	0	1	0	0	0	3	3.7	
Totals		0	338	41-103	398	15-48	.313	26-30	.867	14	19	33	1.0	42	21	17	3	13	123	3.7



#45 ZACK TOBLER

FORWARD • 6-5 • 240 • JUNIOR • 2L • FORT MITCHELL, KY. (COVINGTON CATHOLIC HIGH SCHOOL)

MOMENTS

» The fan favorite walk-on scored his first career point, sinking a free throw against Stony Brook (12/2/14)

» Netted his first career field goal in the closing moments against East Carolina (1/6/15)

2015-16 Season (Junior): Scored a career-high five points on 5-of-6 shooting from the foul line to go with a career-high two rebounds in four minutes against Arkansas-Pine Bluff (11/22) ... saw three minutes of action and handed out his first career assist vs. Robert Morris (11/15) ... played two minutes and scored only the second basket of his career in the season opener (11/13).

2014-15 Season (Sophomore): Played in eight games as a reserve walk-on, averaging 0.4 points and 0.1 rebounds in 1.4 minutes ... made his first career field goal against East Carolina (1/6) ... scored his first career point from the foul line against Stony Brook (12/2).

2013-14 Season (Freshman): Played in eight games as a reserve walk-on, averaging 0.0 points and 0.3 rebounds in 1.6 minutes ... saw action in win over UCF (1/23) ... missed a three-point attempt against Chicago State (12/23) ... pulled down a rebound against Middle Tennessee (12/21) ... grabbed a rebound in his first career game against Appalachian State (11/16).

Prior to Cincinnati: Averaged 14 points and eight rebounds as a senior at Covington Catholic High School, helping the Colonels to a 27-7 record, the district championship and second-place region finish ... scored 36 points in a game his junior season - the fourth most in school history for a single game ... coached in basketball by Scott Ruthsatz ... played goalie on the school's lacrosse team his junior and senior seasons.

Personal: Born Oct. 22, 1994 in Fort Mitchell, Kentucky. ... son of Liz and Matt Tobler ... has one brother, Jordan and one sister, Lauren ... right-handed.

SEASON & CAREER STATISTICS

2015-16 SEASON

	Pts	CAREER
5 vs. Ark.-Pine Bluff, 11/22/15	5 vs. Ark.-Pine Bluff, 11/22/15	
1, 3x (last vs. Ark.-Pine Bluff, 11/22/15)	FG Atts 1, 9x (last vs. Ark.-Pine Bluff, 11/22/15)	
1 vs. Western Carolina, 11/13/15	FG Made 1, 2x (last vs. Western Carolina, 11/13/15)	
0	3PT-FG Atts 1, 3x (last vs. Houston, 1/21/15)	
0	3PT-FG Made 0	
6 vs. Ark.-Pine Bluff, 11/22/15	FT Atts 6 vs. Ark.-Pine Bluff, 11/22/15	
5 vs. Ark.-Pine Bluff, 11/22/15	FT Made 5 vs. Ark.-Pine Bluff, 11/22/15	
2 vs. Ark.-Pine Bluff, 11/22/15	Rebs 2 vs. Ark.-Pine Bluff, 11/22/15	
1 vs. Robert Morris, 11/15/15	Assts 1 vs. Robert Morris, 11/15/15	
0	Stls 0	
0	Blks 0	
4 vs. Ark.-Pine Bluff, 11/22/15	Mins 4, 2x (last vs. Ark.-Pine Bluff, 11/22/15)	

MISCELLANEOUS STATISTICS

CATEGORY	2013-14	2014-15	2015-16	CAREER
Double-Figure Scoring Games	0	0	0	0
Double-Figure Rebounding Games	0	0	0	0
Double-Double Games	0	0	0	0
20-Point Scoring Games	0	0	0	0
Games Led UC in Scoring	0	0	0	0
Games Led UC in Rebounding	0	0	0	0
Games Led UC in Assists	0	0	0	0
Games With 3+ Assists	0	0	0	0
Games With 3+ Blocks	0	0	0	0
Games With 3+ Steals	0	0	0	0
Games With 3+ Three-Pointers	0	0	0	0

GAME-BY-GAME STATISTICS

2015-16 (JUNIOR SEASON)

Opponent	Date	gs	min	Total		3-Pointers		Free throws		Rebounds				pf	a	to	blk	stl	pts	avg
				fg-fga	pct	3fg-fga	pct	ft-fa	pct	off	def	tot	avg							
WESTERN CAROLINA	11/13/15	2	1-1	1.000	0-0	.000	0-0	.000	0	0	0	0.0	1	0	1	0	0	2	2.0	
ROBERT MORRIS	11/15/15	3	0-1	.000	0-0	.000	0-2	.000	1	0	1	0.5	0	1	0	0	0	0	1.0	
ARKANSAS-PINE BLUFF	11/22/15	4	0-1	.000	0-0	.000	5-6	.833	2	0	2	1.0	0	0	0	0	0	5	2.3	
at Xavier	12/12/15	0	0-0	.000	0-0	.000	0-0	.000	0	0	0	0.0	0	0	0	0	0	0	1.8	
Totals		0	9	1-3	.333	0-0	.000	5-8	.625	3	0	3	0.8	1	1	1	0	7	1.8	

2014-15 (SOPHOMORE SEASON)

Opponent	Date	gs	min	Total		3-Pointers		Free throws		Rebounds									
				fg-fga	pct	3fg-fga	pct	ft-fa	pct	off	def	tot	avg	pf	a	tlo	blk	stl	pts
vs Middle Tennessee	11/28/14	1	0-0	.000	0-0	.000	0-0	.000	0-0	.000	0	0	0	0	0	0	0	0	0.0
STONY BROOK	12/02/14	1	0-0	.000	0-0	.000	1-2	.500	0	0	0	0	0	0	0	0	0	1	0.5
WAGNER	12/23/14	2	0-1	.000	0-0	.000	0-0	.000	0	0	0	0	1	0	1	0	0	0	0.3
EAST CAROLINA	01/06/15	1	1-1	1.000	0-0	.000	0-1	.000	0	0	0	0	0	0	0	0	0	2	0.8
TEMPLE	01/17/15	2	0-1	.000	0-1	.000	0-2	.000	0	0	0	0	0	0	0	0	0	0	0.6
HOUSTON	01/21/15	1	0-1	.000	0-1	.000	0-0	.000	0	0	0	0	0	0	0	0	0	0	0.5
UCF	02/25/15	2	0-0	.000	0-0	.000	0-0	.000	0	1	1	0.1	0	0	0	0	0	0	0.4
at Tulane	02/28/15	1	0-1	.000	0-0	.000	0-0	.000	0	0	0	0	0	0	0	0	0	0	0.4
Totals		0	11	1-5	.200	0-2	.000	1-5	.200	0	1	1	0.1	2	0	1	0	3	0.4

2013-14 (FRESHMAN SEASON)

Opponent	Date	gs	min	Total		3-Pointers		Free throws		Rebounds					pts	avg			
				fg-fga	pct	3fg-fga	pct	ft-fa	pct	off	def	tot	avg	pf			a	to	blk
APPALACHIAN ST.	11/16/13	2	0	0-0	.000	0-0	.000	0-0	.000	0	1	1	1.0	0	0	0	0	0	0.0
UMASS LOWELL	11/26/13	1	0	0-0	.000	0-0	.000	0-0	.000	0	0	0	0.5	0	0	0	0	0	0.0
KENNESAW ST.	11/29/13	1	0	1-1	.000	0-0	.000	0-0	.000	0	0	0	0.3	1	0	0	0	0	0.0
USC UPSTATE	12/03/13	4	0	1-1	.000	0-1	.000	0-0	.000	0	0	0	0.3	0	0	0	0	0	0.0
vs Xavier	12/14/13	1	0	0-0	.000	0-0	.000	0-0	.000	0	0	0	0.2	0	0	0	0	0	0.0
MIDDLE TENNESSEE	12/21/13	2	0	1-1	.000	0-0	.000	0-0	.000	1	0	1	0.3	0	0	0	0	0	0.0
CHICAGO STATE	12/23/13	1	0	1-1	.000	0-1	.000	0-0	.000	0	0	0	0.3	0	0	0	0	0	0.0
UCF	1/23/14	1	0	0-0	.000	0-0	.000	0-0	.000	0	0	0	0.3	0	0	0	0	0	0.0
Totals		0	13	0-4	.000	0-2	.000	0-0	.000	1	1	2	0.3	1	0	0	0	0	0.0

CAREER STATISTICS

Season	gp-gs	min/avg	Total fg-fga pct	3-Point fg-fga pct	F-Throws ft-fa pct	Rebounds off def tot avg	pf	fo	ast	to	blk	stl	pts	avg
2013-14	8-0	13/1.6	0-4 .000	0-2 .000	0-0 .000	1 1 2 0.3	1	0	0	0	0	0	0	0.0
2014-15	8-0	11/1.4	1-5 .200	0-2 .000	1-5 .200	0 1 1 0.1	2	0	0	1	0	0	3	0.4
2015-16	4-0	9/2.3	1-3 .333	0-0 .000	5-8 .625	3 0 3 0.8	1	0	1	1	0	0	7	1.8
TOTAL	20-0	33/1.7	2-12 .167	0-4 .000	6-13 .462	4 2 6 0.3	4	0	1	2	0	0	10	0.5

2015-16 CINCINNATI BASKETBALL • GAME 14 • AMERICAN ATHLETIC CONFERENCE OPENER VS. TEMPLE

GAME 1 • NOV. 13, 2015
WESTERN CAROLINA (72) AT CINCINNATI (97)
FIFTH THIRD ARENA (CINCINNATI, OHIO)

Western Carolina 72 • 0-1

##	Player		Total		3-Ptr	Rebounds		PF	TP	A TO Blk Stl					Min
			FG-FGA	FG-FGA		FT-FTA	Off Def Tot								
04	Torrior Brummitt	f	4-10	0-1	1-2	1 3 4	5 9	0	2	1 1 1	16				
23	Justin Browning	f	3-7	0-3	0-0	0 3 3	5 6	2	1	0 2 2	25				
02	Mike Brown	g	8-22	3-11	4-4	2 2 4	1 23 4	3	2	3 2 2	35				
05	Devin Peterson	g	2-7	1-3	0-0	2 0 2	2 5	2	2	0 0 0	29				
13	Deriece Parks	g	1-7	0-5	1-2	2 1 3	1 3	1	0	0 1 1	18				
01	Elijah Pughley	g	5-8	5-7	3-4	0 1 1	0 18 1	3	0	1 3 0	15				
11	Haboubacar Mutombo	g	0-4	0-2	0-0	1 0 1	1 0	0	0	0 0 0	12				
12	Marc Gosselin	g	1-2	0-0	0-0	4 2 6	1 2	1	0	0 0 1	20				
22	Jesse Deloach	g	1-1	0-0	0-0	0 0 0	0 2	0	0	0 0 0	9				
24	Ashley Williams	g	1-2	0-0	2-2	0 0 0	1 4	1	0	0 1 1	16				
41	Charlendez Brooks	g	0-0	0-0	0-0	0 0 0	3 0	1	0	0 0 0	5				
Team							1 2 3								
Totals			26-70	9-32	11-14	13 14 27	20 72	13	11	4 8 200					
FG % 1st Half: 8-35			22.9%	2nd half: 18-35		51.4%	Game: 26-70		37.1%	Deadball Rebounds 2,1					
3FG % 1st Half: 2-15			13.3%	2nd half: 7-17		41.2%	Game: 9-32		28.1%						
FT % 1st Half: 4-6			66.7%	2nd half: 7-8		87.5%	Game: 11-14		78.6%						

Cincinnati 97 • 1-0

##	Player		Total		3-Ptr	Rebounds		PF	TP	A TO Blk Stl					Min
			FG-FGA	FG-FGA		FT-FTA	Off Def Tot								
02	ELLIS, Octavius	f	8-11	0-0	1-2	4 6 10	2 17	1	3	2 4 4	24				
11	CLARK, Gary	f	9-10	0-1	3-3	2 6 8	2 21	2	1	3 0 28					
24	THOMAS, Shaq	f	2-5	0-0	4-7	2 3 5	3 8	3	3	0 0 22					
10	CAUPAIN, Troy	g	2-2	0-0	2-4	0 3 3	0 6	3	3	0 2 27					
21	COBB, Farad	g	3-6	3-3	2-2	0 1 1	0 11	2	1	1 0 20					
00	MOORE, Quadri	g	0-0	0-0	0-0	1 0 1	0 0	1	2	0 0 9					
01	EVANS, Jacob	g	2-7	1-3	2-2	1 4 5	1 7	3	0	1 1 22					
03	JENIFER, Justin	g	3-5	1-2	0-0	0 3 3	2 7	0	3	0 0 13					
22	DeBERRY, Coreontae	g	4-5	0-0	4-5	1 3 4	2 12	1	0	0 1 13					
25	JOHNSON, Kevin	g	2-7	1-5	1-2	0 1 1	2 6	3	0	0 0 20					
45	TOBLER, Zack	g	1-1	0-0	0-0	0 0 0	1 2	0	1	0 0 2					
Team							0 2 2								
Totals			36-59	6-14	19-27	11 32 43	15 97	19	17	7 8 200					
FG % 1st Half: 16-26			61.5%	2nd half: 20-33		60.6%	Game: 36-59		61.0%	Deadball Rebounds 5					
3FG % 1st Half: 5-8			62.5%	2nd half: 1-6		16.7%	Game: 6-14		42.9%						
FT % 1st Half: 5-7			71.4%	2nd half: 14-20		70.0%	Game: 19-27		70.4%						

Officials: Doug Simmons, Jose Carrion, Tommy Short
Technical fouls: Western Carolina-Justin Browning, Cincinnati-None.
Attendance: 7213

Score by periods	1st	2nd	Total
Western Carolina	22	50	72
Cincinnati	42	55	97

Last FG - WCU 2nd-02:11, CIN 2nd-01:11.
Largest lead - WCU None, CIN by 30 2nd-12:23.

Score tied - 1 time.
Lead changed - 0 times.

GAME 3 • NOV. 18, 2015
CINCINNATI (83) AT BOWLING GREEN (50)
STROH CENTER (BOWLING GREEN, OHIO)

Cincinnati 83 • 3-0

##	Player		Total		3-Ptr	Rebounds		PF	TP	A TO Blk Stl					Min
			FG-FGA	FG-FGA		FT-FTA	Off Def Tot								
02	ELLIS, Octavius	f	2-6	0-0	0-1	3 6 9	4 4	0	1	0 0 21					
11	CLARK, Gary	f	3-4	0-0	1-2	2 8 10	3 7	2	1	1 2 24					
24	THOMAS, Shaq	f	4-7	1-2	1-2	2 1 3	0 10	3	2	1 1 20					
10	CAUPAIN, Troy	g	3-7	1-4	0-0	0 4 4	4 7	1	4	1 0 2 18					
21	COBB, Farad	g	7-14	6-11	0-0	0 2 2	2 20	1	2	0 1 22					
00	MOORE, Quadri	g	1-2	0-1	1-2	0 1 1	1 3	0	0	1 0 13					
01	EVANS, Jacob	g	3-7	2-3	2-2	2 1 3	0 10	1	0	2 2 21					
03	JENIFER, Justin	g	3-6	1-3	0-2	0 1 1	1 7	2	1	0 3 19					
22	DeBERRY, Coreontae	g	2-5	0-0	3-5	2 10 12	1 7	0	1	2 0 22					
25	JOHNSON, Kevin	g	3-8	2-6	0-0	0 1 1	2 8	2	1	0 1 20					
Team							0 3 3								
Totals			31-66	13-30	8-16	11 38 49	18 83	15	10	8 12 200					
FG % 1st Half: 11-25			44.0%	2nd half: 20-41		48.8%	Game: 31-66		47.0%	Deadball Rebounds 3					
3FG % 1st Half: 6-13			46.2%	2nd half: 7-17		41.2%	Game: 13-30		43.3%						
FT % 1st Half: 7-13			53.8%	2nd half: 1-3		33.3%	Game: 8-16		50.0%						

Bowling Green 50 • 1-1

##	Player		Total		3-Ptr	Rebounds		PF	TP	A TO Blk Stl					Min
			FG-FGA	FG-FGA		FT-FTA	Off Def Tot								
03	PARKER, Spencer	f	3-6	1-3	3-3	0 1 1	2 10	1	2	0 0 20					
32	WORRELL, Rasheed	f	0-3	0-0	0-0	0 2 2	1 0	2	2	0 0 17					
04	DENNY, Zack	g	4-14	3-9	2-4	1 4 5	0 13	0	2	0 0 26					
10	JOSEPH, David	g	2-3	1-1	3-4	0 6 6	2 8	3	2	0 2 24					
14	ALCEGAIRE, Wes	g	0-9	0-3	0-3	2 6 8	3 0	1	5	0 0 25					
00	GOMEZ, Josh	g	0-0	0-0	0-0	0 0 0	0 0	1	0	0 0 1					
01	WIGGINS, Demajeo	g	2-2	0-0	1-1	2 3 5	3 5	0	0	0 0 16					
02	HLUCHOWECKYJ, Malik	g	0-1	0-1	0-0	0 0 0	0 0	0	0	0 0 4					
05	TISDALE, JD	g	0-1	0-0	0-1	0 0 0	3 0	1	0	0 3 8					
11	LILLARD, Antwon	g	4-11	1-5	0-1	2 1 3	0 9	1	0	1 0 30					
20	ALI, Ismail	g	1-6	1-3	0-0	1 0 1	1 3	0	3	1 1 16					
33	MAYLEBEN, Garrett	g	1-2	0-0	0-0	0 1 1	1 2	0	0	0 0 13					
Team							1 5 6								
Totals			17-58	7-25	9-17	9 29 38	16 50	10	16	2 6 200					
FG % 1st Half: 11-31			35.5%	2nd half: 6-27		22.2%	Game: 17-58		29.3%	Deadball Rebounds 2					
3FG % 1st Half: 5-12			41.7%	2nd half: 2-13		15.4%	Game: 7-25		28.0%						
FT % 1st Half: 4-10			40.0%	2nd half: 5-7		71.4%	Game: 9-17		52.9%						

Officials: Glenn "Buddy" Mayborg, Steve McClunkins, Todd Williams
Technical fouls: Cincinnati-None. Bowling Green-None.
Attendance: 3411
2nd annual Bill Frack Challenge

Score by periods	1st	2nd	Total
Cincinnati	35	48	83
Bowling Green	31	19	50

Last FG - CIN 2nd-00:45, BGSU 2nd-07:24.
Largest lead - CIN by 33 2nd-00:45, BGSU by 2 1st-18:40.

Score tied - 4 times.
Lead changed - 2 times.

GAME 2 • NOV. 15, 2015
ROBERT MORRIS (44) AT CINCINNATI (106)
FIFTH THIRD ARENA (CINCINNATI, OHIO)

Robert Morris 44 • 0-2

#	Player		Total		3-Ptr	Rebounds			PF	TP	A TO Blk Stl				Min
			FG-FGA	FG-FGA	FT-FTA	Off	Def	Tot							
05	MINNIE, Elijah	f	0-4	0-2	0-0	0	5	5	2	0	2	5	0	0	32
33	FREDERICK, Andre	f	1-2	0-0	0-0	1	0	1	3	2	0	0	1	1	18
03	STEWART, Kavon	g	0-2	0-1	1-2	0	0	0	4	1	2	3	0	2	19
11	PRYOR, Rodney	g	4-15	2-8	7-7	2	1	3	3	17	0	4	0	0	27
23	McCONNELL, Matty	g	1-3	1-3	0-0	0	1	1	0	3	1	0	0	0	8
01	STILL, Isaiah	g	4-8	2-5	1-2	0	5	5	2	11	1	3	0	0	31
02	WHITLEY, Steven	g	0-3	0-1	1-2	0	0	0	2	1	1	4	0	1	14
10	LESTER, Jordan	g	1-2	0-0	3-4	0	2	2	1	5	1	3	0	2	21
20	GILES, Billy	g	0-2	0-0	0-0	0	3	3	3	0	0	2	0	1	14
24	TATE, Aaron	g	2-6	0-0	0-0	2	1	3	0	4	0	1	0	0	16
Team						1	0	1				4			
Totals			13-47	5-20	13-17	6	18	24	20	44	8	29	1	7	200
FG % 1st Half: 8-24			33.3%	2nd half: 5-23	21.7%	Game: 13-27			27.0%	Deadball Rebounds					
3FG % 1st Half: 2-11			18.2%	2nd half: 3-9	33.3%	Game: 5-20			25.0%	1,2					
FT % 1st Half: 7-9			77.8%	2nd half: 6-8	75.0%	Game: 13-17			76.5%						

2015-16 CINCINNATI BASKETBALL • GAME 14 • AMERICAN ATHLETIC CONFERENCE OPENER VS. TEMPLE

GAME 9 • DEC. 6, 2015
MORGAN STATE (66) VS. 17/17 CINCINNATI (87)
FIFTH THIRD ARENA (CINCINNATI, OHIO)

Morgan State 66 • 2-6															
#	Player	Total		3-Ptr	Rebounds			PF	TP	A	TO	Blk	Stl	Min	
		FG-FGA	FG-FGA		Off	Def	Tot								
21	THOMAS, Kyle	f	6-12	5-8	0-0	0	1	1	3	17	0	2	0	1	26
22	CARR, Phillip	f	2-6	1-1	0-0	3	2	5	4	5	1	0	2	0	23
34	BLOSSOM, Cedric	f	6-13	1-1	3-6	2	7	9	1	16	0	1	0	2	34
01	PRETLOW, Donte	g	5-11	1-2	1-2	4	1	5	0	12	4	5	0	1	33
32	CAMERON, Martez	g	0-2	0-0	0-0	0	3	3	1	0	5	2	0	0	25
03	SIMPSON, Rasean		4-11	0-0	2-5	4	3	7	1	10	1	1	0	1	26
11	VAUGHAN, Clive		3-10	0-4	0-0	2	5	7	1	6	0	0	0	0	27
12	REDMOND, Jamar		0-0	0-0	0-0	0	0	0	1	0	0	0	0	0	1
13	STREETER, Tyler		0-2	0-1	0-0	0	0	0	1	0	0	0	0	0	5
Team					0	0	0			1		1			
Totals			26-67	8-17	6-13	15	22	37	14	66	11	12	2	5	200
FG % 1st Half: 10-33 30.3% 2nd half: 16-34 47.1% Game: 26-67 38.8%															
3FG % 1st Half: 3-6 50.0% 2nd half: 5-11 45.5% Game: 8-17 47.1%															
FT % 1st Half: 4-9 44.4% 2nd half: 2-4 50.0% Game: 6-13 46.2%															
Deadball Rebounds 4															

Cincinnati 87 • 8-1															
#	Player	Total		3-Ptr	Rebounds			PF	TP	A	TO	Blk	Stl	Min	
		FG-FGA	FG-FGA		Off	Def	Tot								
02	ELLIS, Octavius	f	6-7	0-0	1-2	1	4	5	1	13	1	2	2	1	21
11	CLARK, Gary	f	4-6	1-2	4-5	8	6	14	2	13	5	0	2	1	28
24	THOMAS, Shaq	f	7-9	1-2	0-2	2	7	9	3	15	4	2	2	1	27
10	CAUPAIN, Troy	g	3-14	0-8	0-0	0	5	5	0	6	5	0	0	0	34
01	COBB, Farad	g	4-14	2-9	1-2	0	1	1	1	11	3	2	0	2	28
00	MOORE, Quadri		1-4	0-0	0-0	2	2	4	1	2	1	1	0	0	9
01	EVANS, Jacob		0-0	0-0	0-0	0	0	0	0	0	0	0	0	0	2
03	JENIFER, Justin		2-6	0-2	2-3	0	0	0	2	6	3	0	0	2	13
22	DeBERRY, Coreontae		4-5	0-0	3-4	5	2	7	3	11	0	0	0	0	16
25	JOHNSON, Kevin		4-8	2-6	0-0	2	1	3	1	10	3	3	0	2	22
Team					0	1	1								
Totals			35-73	6-29	11-18	20	29	49	14	87	25	10	6	9	200
FG % 1st Half: 21-40 52.5% 2nd half: 14-33 42.4% Game: 35-73 47.9%															
3FG % 1st Half: 3-14 21.4% 2nd half: 3-15 20.0% Game: 6-29 20.7%															
FT % 1st Half: 6-10 60.0% 2nd half: 5-8 62.5% Game: 11-18 61.1%															
Deadball Rebounds 3															

Officials: Mike Stuart, Olandis Poole, Mark Schur
Technical fouls: Morgan State-TEAM, Cincinnati-None.
Attendance: 6126

Score by periods			1st	2nd	Total							
Morgan State			27	39	66	Points	In Paint	Off T/O	2nd Chance	Fast Break		Bench
Cincinnati			51	36	87	MSUM	28	14	17	9	16	
						CIN	50	23	26	11	29	

Last FG - MSUM 2nd-00:52, CIN 2nd-00:28.
Largest lead - MSUM None, CIN by 26 2nd-05:36.

Score tied - 1 time.
Lead changed - 0 times.

Last FG - MSUM 2nd-00:52, CIN 2nd-00:28.
Largest lead - MSUM None, CIN by 26 2nd-05:36.

Score tied - 1 time.
Lead changed - 0 times.

GAME 11 • DEC. 15, 2015
NORFOLK STATE (59) VS. 23/20 CINCINNATI (75)
FIFTH THIRD ARENA (CINCINNATI, OHIO)

Norfolk State 59 • 4-6															
#	Player	Total		3-Ptr	Rebounds			PF	TP	A	TO	Blk	Stl	Min	
		FG-FGA	FG-FGA		Off	Def	Tot								
45	BUTLER, Jordan	f	1-3	0-0	0-0	1	4	5	4	2	2	0	2	1	29
02	ROBINSON, Zaynah	g	0-5	0-2	0-0	0	5	5	1	0	5	3	0	1	29
04	TAYLOR, D'Shon	g	5-11	2-5	2-2	1	3	4	2	14	1	2	0	1	30
10	SHORT, Jeff	g	1-10	1-5	2-2	1	2	3	2	5	0	0	0	0	19
20	OLIVER, Charles	g	2-9	0-5	2-2	1	2	3	2	6	2	3	0	2	29
00	KELLEY, Brian		3-4	0-1	0-0	0	2	2	2	6	1	0	0	0	11
01	BUNGEI, Preston		5-7	0-0	3-4	0	3	3	1	13	0	2	1	1	23
03	WADE, Jonathan		3-7	3-5	0-0	0	3	3	1	9	1	1	0	1	18
15	BANNER, Devonte		0-0	0-0	0-0	0	0	0	0	0	0	0	0	0	1
22	LONG, Alex		0-2	0-0	1-2	1	1	2	2	1	0	1	0	0	8
30	PEEBLES-JENNINGS, J.		1-1	1-1	0-0	0	0	0	1	3	0	1	0	0	1
32	TORIOLA, Moses		0-0	0-0	0-0	0	0	0	0	0	0	0	0	0	2
Team					5	0	5			2					
Totals			21-59	7-24	10-12	10	25	35	18	59	12	15	3	7	200
FG % 1st Half: 10-31 32.3% 2nd half: 11-28 39.3% Game: 21-59 35.6%															
3FG % 1st Half: 1-10 10.0% 2nd half: 6-14 42.9% Game: 7-24 29.2%															
FT % 1st Half: 5-6 83.3% 2nd half: 5-6 83.3% Game: 10-12 83.3%															
Deadball Rebounds 3															

Cincinnati 75 • 9-2															
#	Player	Total		3-Ptr	Rebounds			PF	TP	A	TO	Blk	Stl	Min	
		FG-FGA	FG-FGA		Off	Def	Tot								
02	ELLIS, Octavius	f	1-3	0-0	3-6	3	8	11	1	5	5	1	3	2	26
11	CLARK, Gary	f	9-11	1-1	0-0	3	4	7	3	19	2	2	1	0	29
24	THOMAS, Shaq	f	4-9	1-3	0-1	2	4	6	4	9	3	2	1	1	27
10	CAUPAIN, Troy	g	1-5	1-3	2-4	0	4	4	0	5	6	1	1	2	32
21	COBB, Farad	g	7-14	5-8	1-2	0	3	3	0	20	2	1	0	2	27
00	MOORE, Quadri		1-3	0-0	1-2	0	0	0	0	3	0	2	0	1	6
01	EVANS, Jacob		2-6	1-2	6-6	2	0	2	1	11	1	0	0	1	16
03	JENIFER, Justin		1-3	1-2	0-0	0	1	1	1	3	0	1	0	0	13
22	DeBERRY, Coreontae		0-1	0-0	0-0	0	1	1	0	0	0	0	2	0	14
25	JOHNSON, Kevin		0-2	0-2	0-0	1	0	1	3	0	1	3	0	0	10
Team					0	1	1								
Totals			26-57	10-21	13-21	11	26	37	13	75	20	13	8	9	200
FG % 1st Half: 12-28 42.9% 2nd half: 14-29 48.3% Game: 26-57 45.6%															
3FG % 1st Half: 5-13 38.5% 2nd half: 5-8 62.5% Game: 10-21 47.6%															
FT % 1st Half: 5-10 50.0% 2nd half: 8-11 72.7% Game: 13-21 61.9%															
Deadball Rebounds 3,1															

Officials: Tom Eades, Brian O'Connell, Ray Acosta
Technical fouls: Norfolk State-None, Cincinnati-None.
Attendance: 6215

Score by periods	1st	2nd	Total		In	Off	2nd	Fast	
Norfolk State	26	33	59	Points	Paint	T/O	Chance	Break	Bench
Cincinnati	34	41	75	NSUM	22	10	4	13	32
				CIN	24	18	23	2	17

Last FG - NSUM 2nd-00:20, CIN 2nd-03:50.
Largest lead - NSUM None, CIN by 26 2nd-10:09.

Score tied - 0 times.
Lead changed - 0 times.

GAME 10 • DEC. 12, 2015 • SKYLINE CHILI CROSSTOWN SHOOTOUT
23/22 CINCINNATI (55) AT NO. 12/13 XAVIER (65)
CINTAS CENTER (CINCINNATI, OHIO)

Cincinnati 55 • 8-2															
##	Player	Total		3-Ptr	Rebounds			PF	TP	A	TO	Blk	Stl	Min	
		FG-FGA	FG-FGA	FT-FTA	Off	Def	Tot								
02	ELLIS, Octavius	f	6-9	0-0	1-5	2	4	6	2	13	2	5	2	1	28
11	CLARK, Gary	f	0-2	0-0	0-0	2	5	7	3	0	2	1	0	2	29
14	THOMAS, Shaq	f	5-11	1-4	0-0	3	2	5	3	11	3	3	1	0	33
20	CHAUPAIN, Troy	g	3-10	2-9	2-2	0	3	3	0	10	6	2	0	0	36
21	COBB, Farad	g	3-9	3-8	2-2	2	2	4	1	11	1	0	0	1	25
01	EVANS, Jacob		2-5	0-2	0-0	1	1	2	1	4	1	1	2	0	18
03	JENIFER, Justin		0-1	0-1	0-0	0	0	0	0	0	1	0	0	0	4
22	DeBERRY, Coreontae		1-3	0-0	1-2	1	1	2	1	3	0	0	0	1	11
25	JOHNSON, Kevin		1-2	1-2	0-0	0	0	0	2	3	1	3	0	1	16
45	TOBLER, Zack		0-0	0-0	0-0	0	0	0	0	0	0	0	0	0	0+
Team						0	3	3	1			1			
Totals			21-52	7-26	6-11	11	21	32	14	55	17	16	5	6	200
FG % 1st Half: 10-25		40.0%	2nd half: 11-27		40.7%	Game: 21-52		40.4%							Deadball Rebounds 3,1
3FG % 1st Half: 3-11		27.3%	2nd half: 4-15		26.7%	Game: 7-26		26.9%							
FT % 1st Half: 3-4		75.0%	2nd half: 3-7		42.9%	Game: 6-11		54.5%							

GAME 13 • DEC. 22, 2015
11/9 IOWA STATE (81) VS. 22/21 CINCINNATI (79)
FIFTH THIRD ARENA (CINCINNATI, OHIO)

Iowa State 81 • 10-1

#	Player		Total		3-Ptr		Rebounds			PF	TP	A	TO	Blk	Stl	Min
			FG-FGA	FG-FGA	FT-FTA	Off	Def	Tot								
01	McKay, Jameel	f	0-4	0-0	5-8	3	0	3	0	5	2	0	0	0	0	30
02	Nader, Abdel	f	3-8	1-5	4-4	0	4	4	4	11	1	3	0	2	37	
31	Niang, Georges	f	10-19	2-6	2-3	6	4	10	3	24	1	1	1	1	1	35
11	Morris, Monte	g	7-12	2-4	0-0	2	3	5	3	16	7	2	0	4	39	
21	Thomas, Matt	g	4-14	3-10	2-2	1	8	9	2	13	4	1	0	0	32	
03	Cooke, Hallice		0-5	0-4	0-0	0	1	1	0	0	0	0	0	0	11	
30	Burton, Deonte		5-6	1-1	1-2	1	0	1	3	12	1	0	0	0	16	
Team						2	1	3								
Totals			29-68	9-30	14-19	15	21	36	14	81	16	7	1	7	200	
FG % 1st Half: 16-34			47.1%	2nd half: 13-34	38.2%	Game: 29-68			42.6%	Deadball Rebounds 5,1						
3FG % 1st Half: 3-12			25.0%	2nd half: 6-18	33.3%	Game: 9-30			30.0%							
FT % 1st Half: 10-11			90.9%	2nd half: 4-8	50.0%	Game: 14-19			73.7%							

Cincinnati 79 • 10-3

#	Player		Total		3-Ptr		Rebounds			PF	TP	A	TO	Blk	Stl	Min
			FG-FGA	FG-FGA	FG-FGA	FT-FTA	Off	Def	Tot							
02	ELLIS, Octavius	f	4-6	0-0	1-2	3 5 8	2	9	0	2	1	0	27			
11	CLARK, Gary	f	5-8	0-1	0-2	5 4 9	1	10	2	1	0	1	28			
24	THOMAS, Shaq	f	2-5	0-1	0-0	2 4 6	0	4	2	1	0	2	20			
10	CAUPAIN, Troy	g	6-14	1-4	5-6	1 4 5	1	18	4	1	0	0	34			
21	COBB, Farad	g	4-13	2-6	0-0	0 1 1	1	10	3	3	0	0	27			
01	EVANS, Jacob		4-8	2-5	4-4	2 3 5	3	14	2	0	2	1	26			
03	JENIFER, Justin		0-1	0-1	0-0	0 0 0	0	0	1	0	0	0	2			
22	DeBERRY, Coreontae		3-7	0-0	0-2	2 2 4	1	6	1	0	1	0	17			
25	JOHNSON, Kevin		3-4	2-3	0-0	1 0 1	3	8	0	2	0	0	19			
Team						0 1 1										
Totals			31-66	7-21	10-16	16 24 40	12	79	15	10	4	4	200			
FG % 1st Half: 16-35 45.7% 2nd half: 15-31 48.4% Game: 31-66 47.0% Deadball Rebounds 3																
3FG % 1st Half: 4-11 36.4% 2nd half: 3-10 30.0% Game: 7-21 33.3%																
FT % 1st Half: 2-4 50.0% 2nd half: 8-12 66.7% Game: 10-16 62.5%																

Officials: Doug Simmons, Ron Groover, Tom O'Neill
Technical fouls: Iowa State-None. Cincinnati-None.
Attendance: 13176

Score by periods	1st	2nd	Total
Iowa State	45	36	81
Cincinnati	38	41	79

Points	In	Off	2nd	Fast	Bench
ISU	28	12	26	12	12
CIN	34	3	22	0	28

Last FG - ISU 2nd-00:12, CIN 2nd-02:09.
Largest lead - ISU by 13 1st-02:07, CIN by 4 2nd-02:09.
Score tied - 1 time.
Lead changed - 2 times.

GAME 14 • DEC. 29, 2015
TEMPLE AT CINCINNATI
FIFTH THIRD ARENA (CINCINNATI, OHIO)

GAME 15 • JAN. 2, 2016
TULSA VS. CINCINNATI
FIFTH THIRD ARENA (CINCINNATI, OHIO)

GAME 16 • JAN. 7, 2016
CINCINNATI AT SMU
MOODY COLISEUM (DALLAS, TEXAS)



2015-16 Cincinnati Basketball
Cincinnati Combined Team Statistics (as of Dec 26, 2015)
All games



RECORD:	OVERALL	HOME	AWAY	NEUTRAL
ALL GAMES	10-3	6-2	2-1	2-0
CONFERENCE	0-0	0-0	0-0	0-0
NON-CONFERENCE	10-3	6-2	2-1	2-0

#	Player	gp-gs	min	avg	Total		3-Point		F-Throw		Rebounds				pf	dq	a	to	blk	stl	pts	avg
					fg-fga	fg%	3fg-fga	3fg%	ft-fa	ft%	off	def	tot	avg								
21	COBB, Farad	13-13	302	23.2	54-126	.429	34-74	.459	12-14	.857	6	17	23	1.8	10	0	21	15	1	15	154	11.8
10	CAUPAIN, Troy	13-13	392	30.2	45-114	.395	18-62	.290	32-42	.762	1	38	39	3.0	14	0	58	16	4	14	140	10.8
02	ELLIS, Octavius	13-13	309	23.8	46-77	.597	0-0	.000	38-65	.585	35	66	101	7.8	30	1	17	29	20	12	130	10.0
11	CLARK, Gary	13-13	355	27.3	50-78	.641	4-7	.571	26-37	.703	43	63	106	8.2	34	0	26	16	16	14	130	10.0
01	EVANS, Jacob	13-0	263	20.2	31-84	.369	17-47	.362	30-32	.938	16	39	55	4.2	14	0	20	9	12	10	109	8.4
24	THOMAS, Shaq	13-13	296	22.8	39-81	.481	6-18	.333	19-30	.633	26	40	66	5.1	26	0	26	19	9	11	103	7.9
25	JOHNSON, Kevin	13-0	254	19.5	29-79	.367	17-53	.321	10-13	.769	12	9	21	1.6	26	0	22	17	0	11	85	6.5
22	DeBERRY, Coreontae	13-0	198	15.2	27-52	.519	0-0	.000	24-39	.615	16	39	55	4.2	20	1	3	10	16	8	78	6.0
03	JENIFER, Justin	13-0	132	10.2	15-38	.395	7-20	.350	9-13	.692	0	10	10	0.8	12	0	24	12	0	9	46	3.5
00	MOORE, Quadri	10-0	90	9.0	13-30	.433	0-4	.000	8-13	.615	9	10	19	1.9	7	0	2	11	1	6	34	3.4
45	TOBLER, Zack	4-0	9	2.3	1-3	.333	0-0	.000	5-8	.625	3	0	3	0.8	1	0	1	1	0	0	7	1.8
Team											8	23	31		2		3					
Total.....		13	2600		350-762	.459	103-285	.361	213-306	.696	175	354	529	40.7	196	2	220	158	79	110	1016	78.2
Opponents.....		13	2600		287-768	.374	95-274	.347	125-182	.687	147	279	426	32.8	250	-	146	182	33	82	794	61.1

TEAM STATISTICS	CIN	OPP
SCORING	1016	794
Points per game	78.2	61.1
Scoring margin	+17.1	-
FIELD GOALS-ATT	350-762	287-768
Field goal pct	.459	.374
3 POINT FG-ATT	103-285	95-274
3-point FG pct	.361	.347
3-pt FG made per game	7.9	7.3
FREE THROWS-ATT	213-306	125-182
Free throw pct	.696	.687
F-Throws made per game	16.4	9.6
REBOUNDS	529	426
Rebounds per game	40.7	32.8
Rebounding margin	+7.9	-
ASSISTS	220	146
Assists per game	16.9	11.2
TURNOVERS	158	182
Turnovers per game	12.2	14.0
Turnover margin	+1.8	-
Assist/turnover ratio	1.4	0.8
STEALS	110	82
Steals per game	8.5	6.3
BLOCKS	79	33
Blocks per game	6.1	2.5
ATTENDANCE	63054	29995
Home games-Avg/Game	8-7882	3-7222
Neutral site-Avg/Game	-	2-4165

Date	Opponent		Score	Att.
11/13/15	WESTERN CAROLINA	w	97-72	7213
11/15/15	ROBERT MORRIS	w	106-44	6292
11/18/15	at Bowling Green	w	83-50	3411
11/22/15	ARKANSAS-PINE BLUFF	w	99-50	6083
11/24/15	SE LOUISIANA	w	64-49	6824
11/27/15	vs Nebraska	w	65-61	4127
11/28/15	vs George Washington	w	61-56	4203
12/2/15	BUTLER	L	76-78	11125
12/6/15	MORGAN STATE	w	87-66	6126
12/12/15	at Xavier	L	55-65	10617
12/15/15	NORFOLK STATE	w	75-59	6215
12/19/15	at VCU	w	69-63	7637
12/22/15	IOWA STATE	L	79-81	13176

* = Conference game

Score by Periods	1st	2nd	Totals
Cincinnati	464	552	1016
Opponents	369	425	794



2015-16 Cincinnati Basketball
Cincinnati Team Game-by-Game Comparison (as of Dec 26, 2015)
All games



Opponent	1st	2nd	Score	Mar	Total FG	FG Pct	3-Pointers	3FG Pct	Free Throws	FT Pct	Rebounds	Assist	T/Over	Block	Steal	Fouls
WESTERN CAROLINA	42/22	55/50	97-72	+25	36-59/26-70	.610/.371	6-14/9-32	.429/.281	19-27/11-14	.704/.786	43/27 +16	19/13	17/11	7/4	8/8	15/20
ROBERT MORRIS	51/25	55/19	106-44	+62	38-71/13-47	.535/.277	11-24/5-20	.458/.250	19-26/13-17	.731/.765	44/24 +20	32/8	11/29	8/1	18/7	14/20
Bowling Green	35/31	48/19	83-50	+33	31-66/17-58	.470/.293	13-30/7-25	.433/.280	8-16/9-17	.500/.529	49/38 +11	15/10	10/16	8/2	12/6	18/16
ARKANSAS-PINE BLUFF	39/15	60/35	99-50	+49	25-60/19-61	.417/.311	8-22/5-17	.364/.294	41-59/7-11	.695/.636	45/42 +3	16/12	10/30	6/4	19/4	16/37
SE LOUISIANA	30/22	34/27	64-49	+15	22-54/19-51	.407/.373	8-23/7-18	.348/.389	12-17/4-5	.706/.800	38/28 +10	16/6	11/15	3/4	8/5	14/18
Nebraska	25/25	40/36	65-61	+4	21-54/22-52	.389/.423	7-17/7-16	.412/.438	16-24/10-11	.667/.909	39/29 +10	15/12	11/12	3/4	5/9	13/20
George Washington	27/30	34/26	61-56	+5	22-53/21-56	.415/.375	7-22/11-22	.318/.500	10-12/3-4	.833/.750	38/31 +7	8/12	12/11	5/0	6/5	13/16
BUTLER	33/28	43/50	76-78	(2)	25-50/27-64	.500/.422	8-21/7-19	.381/.368	18-24/17-22	.750/.773	33/30 +3	15/11	14/6	10/3	2/7	18/19
MORGAN STATE	51/27	36/39	87-66	+21	35-73/26-67	.479/.388	6-29/8-17	.207/.471	11-18/6-13	.611/.462	49/37 +12	25/11	10/12	6/2	9/5	14/14
Xavier	26/42	29/23	55-65	(10)	21-52/27-56	.404/.482	7-26/6-15	.269/.400	6-11/5-12	.545/.417	32/32 -	17/14	16/10	5/3	6/8	14/14
NORFOLK STATE	34/26	41/33	75-59	+16	26-57/21-59	.456/.356	10-21/7-24	.476/.292	13-21/10-12	.619/.833	37/35 +2	20/12	13/15	8/3	9/7	13/18
VCU	33/31	36/32	69-63	+6	17-47/20-59	.362/.339	5-15/7-19	.333/.368	30-35/16-25	.857/.640	42/37 +5	7/9	13/8	6/2	4/4	22/24
IOWA STATE	38/45	41/36	79-81	(2)	31-66/29-68	.470/.426	7-21/9-30	.333/.300	10-16/14-19	.625/.737	40/36 +4	15/16	10/7	4/1	4/7	12/14

Note: Game totals are displayed in the format TEAM/OPPONENT for each category



2015-16 Cincinnati Basketball
Cincinnati Game-by-Game Highs (as of Dec 26, 2015)
All games



Opponent	Date	Score	Points	Rebounds	Assists	Steals	Blocked shots
WESTERN CAROLINA	11/13/15	97-72	21-CLARK, Gary	10-ELLIS, Octavius	3-JOHNSON, Kevin CAUPAIN, Troy EVANS, Jacob THOMAS, Shaq	4-ELLIS, Octavius	3-CLARK, Gary
ROBERT MORRIS	11/15/15	106-44	15-COBB, Farad	8-DeBERRY, Coreont	9-JENIFER, Justin CAUPAIN, Troy	5-THOMAS, Shaq	3-ELLIS, Octavius
at Bowling Green	11/18/15	83-50	20-COBB, Farad	12-DeBERRY, Coreont	4-CAUPAIN, Troy	3-JENIFER, Justin	2-DeBERRY, Coreont EVANS, Jacob THOMAS, Shaq
ARKANSAS-PINE BLUFF	11/22/15	99-50	20-COBB, Farad	8-MOORE, Quadri	4-CAUPAIN, Troy	4-COBB, Farad	2-ELLIS, Octavius DeBERRY, Coreont
SE LOUISIANA	11/24/15	64-49	15-EVANS, Jacob CAUPAIN, Troy	9-ELLIS, Octavius	4-CAUPAIN, Troy	2-CAUPAIN, Troy COBB, Farad JOHNSON, Kevin	2-CLARK, Gary
vs Nebraska	11/27/15	65-61	17-CAUPAIN, Troy	9-ELLIS, Octavius	4-EVANS, Jacob	1-MOORE, Quadri CLARK, Gary DeBERRY, Coreont JOHNSON, Kevin COBB, Farad	2-ELLIS, Octavius
vs George Washington	11/28/15	61-56	16-CAUPAIN, Troy	11-CLARK, Gary	2-THOMAS, Shaq CAUPAIN, Troy CLARK, Gary	3-CLARK, Gary	2-DeBERRY, Coreont
BUTLER	12/2/15	76-78	16-ELLIS, Octavius EVANS, Jacob	12-ELLIS, Octavius	6-CAUPAIN, Troy	1-CLARK, Gary JENIFER, Justin	4-DeBERRY, Coreont
MORGAN STATE	12/6/15	87-66	15-THOMAS, Shaq	14-CLARK, Gary	5-CAUPAIN, Troy CLARK, Gary	2-COBB, Farad JENIFER, Justin JOHNSON, Kevin	2-THOMAS, Shaq ELLIS, Octavius CLARK, Gary
at Xavier	12/12/15	55-65	13-ELLIS, Octavius	7-CLARK, Gary	6-CAUPAIN, Troy	2-CLARK, Gary	2-ELLIS, Octavius EVANS, Jacob
NORFOLK STATE	12/15/15	75-59	20-COBB, Farad	11-ELLIS, Octavius	6-CAUPAIN, Troy	2-CAUPAIN, Troy COBB, Farad ELLIS, Octavius	3-ELLIS, Octavius
at VCU	12/19/15	69-63	15-COBB, Farad CAUPAIN, Troy	9-CLARK, Gary	4-CAUPAIN, Troy	2-COBB, Farad	3-EVANS, Jacob
IOWA STATE	12/22/15	79-81	18-CAUPAIN, Troy	9-CLARK, Gary	4-CAUPAIN, Troy	2-THOMAS, Shaq	2-EVANS, Jacob



2015-16 Cincinnati Basketball
Cincinnati Points-Rebounds-Assists (as of Dec 26, 2015)
All games



Opponent	Date	Score		00 MOORE,QUAD	01 EVANS,JACO	02 ELLIS,OCTA	03 JENIFER,JU	10 CAUPAIN,TR	11 CLARK,GARY	21 COBB,FARAD
WESTERN CAROLINA	11/13/15	97-72	w	0-1-1	7-5-3	17-10-1	7-3-0	6-3-3	21-8-2	11-1-2
ROBERT MORRIS	11/15/15	106-44	w	10-4-0	10-7-2	10-3-0	11-2-9	6-2-9	4-7-3	15-1-2
at Bowling Green	11/18/15	83-50	w	3-1-0	10-3-1	4-9-0	7-1-2	7-4-4	7-10-2	20-2-1
ARKANSAS-PINE BLUFF	11/22/15	99-50	w	10-8-0	6-4-0	12-5-1	8-1-2	7-1-4	10-6-3	20-2-3
SE LOUISIANA	11/24/15	64-49	w	0-0-0	15-6-1	6-9-2	3-0-1	15-2-4	12-8-0	2-2-3
vs Nebraska	11/27/15	65-61	w	2-0-0	4-7-4	12-9-2	0-0-2	17-3-1	6-4-2	2-2-1
vs George Washington	11/28/15	61-56	w	2-0-0	3-2-1	9-7-0	0-2-1	16-2-2	6-11-2	11-1-0
BUTLER	12/2/15	76-78	L	DNP	16-4-4	16-12-2	1-0-1	12-3-6	9-6-1	6-0-0
MORGAN STATE	12/6/15	87-66	w	2-4-1	0-0-0	13-5-1	6-0-3	6-5-5	13-14-5	11-1-3
at Xavier	12/12/15	55-65	L	DNP	4-2-1	13-6-2	0-0-1	10-3-6	0-7-2	11-4-1
NORFOLK STATE	12/15/15	75-59	w	3-0-0	11-2-1	5-11-5	3-1-0	5-4-6	19-7-2	20-3-2
at VCU	12/19/15	69-63	w	2-1-0	9-8-0	4-7-1	0-0-1	15-2-4	13-9-0	15-3-0
IOWA STATE	12/22/15	79-81	L	DNP	14-5-2	9-8-0	0-0-1	18-5-4	10-9-2	10-1-3

Opponent	Date	Score		22 DEBERRY,CO	24 THOMAS,SHA	25 JOHNSON,KE	45 TOBLER,ZAC
WESTERN CAROLINA	11/13/15	97-72	w	12-4-1	8-5-3	6-1-3	2-0-0
ROBERT MORRIS	11/15/15	106-44	w	12-8-1	14-3-2	14-4-3	0-1-1
at Bowling Green	11/18/15	83-50	w	7-12-0	10-3-3	8-1-2	DNP
ARKANSAS-PINE BLUFF	11/22/15	99-50	w	11-5-0	5-7-1	5-0-2	5-2-0
SE LOUISIANA	11/24/15	64-49	w	6-2-0	2-6-2	3-1-3	DNP
vs Nebraska	11/27/15	65-61	w	4-2-0	14-4-0	4-5-3	DNP
vs George Washington	11/28/15	61-56	w	1-4-0	2-3-2	11-2-0	DNP
BUTLER	12/2/15	76-78	L	2-3-0	5-2-0	9-1-1	DNP
MORGAN STATE	12/6/15	87-66	w	11-7-0	15-9-4	10-3-3	DNP
at Xavier	12/12/15	55-65	L	3-2-0	11-5-3	3-0-1	0-0-0
NORFOLK STATE	12/15/15	75-59	w	0-1-0	9-6-3	0-1-1	DNP
at VCU	12/19/15	69-63	w	3-1-0	4-7-1	4-1-0	DNP
IOWA STATE	12/22/15	79-81	L	6-4-1	4-6-2	8-1-0	DNP



2015-16 Cincinnati Basketball
Cincinnati Season/Career Statistics (as of Dec 26, 2015)
All games



SEASON STATISTICS

CAREER STATISTICS

SUMMARY	gp-gs	min/g	fg%	3fg%	ft%	r/g	a/g	stl	blk	pts/g	gp-gs	min/g	fg%	3fg%	ft%	r/g	a/g	stl	blk	pts/g
COBB, Farad	13-13	23.2	.429	.459	.857	1.8	1.6	15	1	11.8	47-22	23.9	.397	.373	.806	2.3	1.5	48	5	9.4
CAUPAIN, Troy	13-13	30.2	.395	.290	.762	3.0	4.5	14	4	10.8	81-46	26.0	.414	.347	.782	3.0	3.1	86	12	8.0
ELLIS, Octavius	13-13	23.8	.597	.000	.585	7.8	1.3	12	20	10.0	50-47	26.2	.565	.000	.657	7.0	1.2	42	89	9.5
CLARK, Gary	13-13	27.3	.641	.571	.703	8.2	2.0	14	16	10.0	47-47	27.7	.556	.333	.651	7.5	1.8	49	61	8.4
EVANS, Jacob	13-0	20.2	.369	.362	.938	4.2	1.5	10	12	8.4	13-0	20.2	.369	.362	.938	4.2	1.5	10	12	8.4
THOMAS, Shaq	13-13	22.8	.481	.333	.633	5.1	2.0	11	9	7.9	114-69	19.3	.452	.317	.607	2.9	0.8	77	44	5.7
JOHNSON, Kevin	13-0	19.5	.367	.321	.769	1.6	1.7	11	0	6.5	80-24	16.7	.382	.335	.747	1.3	1.1	52	7	5.4
DeBERRY, Coreontae	13-0	15.2	.519	.000	.615	4.2	0.2	8	16	6.0	47-0	11.9	.536	.000	.615	2.7	0.1	10	49	4.7
JENIFER, Justin	13-0	10.2	.395	.350	.692	0.8	1.8	9	0	3.5	13-0	10.2	.395	.350	.692	0.8	1.8	9	0	3.5
MOORE, Quadri	10-0	9.0	.433	.000	.615	1.9	0.2	6	1	3.4	36-0	8.4	.395	.222	.679	1.3	0.2	13	5	2.5
TOBLER, Zack	4-0	2.3	.333	.000	.625	0.8	0.3	0	0	1.8	20-0	1.7	.167	.000	.462	0.3	0.1	0	0	0.5

SCORING	fg-fga	fg%	3fg-fga	3fg%	ft-fta	ft%	pts	pts/g	fg-fga	fg%	3fg-fga	3fg%	ft-fta	ft%	pts	pts/g
COBB, Farad	54-126	.429	34-74	.459	12-14	.857	154	11.8	153-385	.397	87-233	.373	50-62	.806	443	9.4
CAUPAIN, Troy	45-114	.395	18-62	.290	32-42	.762	140	10.8	206-497	.414	68-196	.347	172-220	.782	652	8.0
ELLIS, Octavius	46-77	.597	0-0	.000	38-65	.585	130	10.0	170-301	.565	0-1	.000	134-204	.657	474	9.5
CLARK, Gary	50-78	.641	4-7	.571	26-37	.703	130	10.0	160-288	.556	4-12	.333	71-109	.651	395	8.4
EVANS, Jacob	31-84	.369	17-47	.362	30-32	.938	109	8.4	31-84	.369	17-47	.362	30-32	.938	109	8.4
THOMAS, Shaq	39-81	.481	6-18	.333	19-30	.633	103	7.9	256-566	.452	20-63	.317	122-201	.607	654	5.7
JOHNSON, Kevin	29-79	.367	17-53	.321	10-13	.769	85	6.5	144-377	.382	75-224	.335	65-87	.747	428	5.4
DeBERRY, Coreontae	27-52	.519	0-0	.000	24-39	.615	78	6.0	81-151	.536	0-0	.000	59-96	.615	221	4.7
JENIFER, Justin	15-38	.395	7-20	.350	9-13	.692	46	3.5	15-38	.395	7-20	.350	9-13	.692	46	3.5
MOORE, Quadri	13-30	.433	0-4	.000	8-13	.615	34	3.4	34-86	.395	4-18	.222	19-28	.679	91	2.5
TOBLER, Zack	1-3	.333	0-0	.000	5-8	.625	7	1.8	2-12	.167	0-4	.000	6-13	.462	10	0.5

TOTALS	o-reb	d-reb	t-reb	pf	fo	ast	to	a/to	o-reb	d-reb	t-reb	pf	fo	ast	to	a/to
COBB, Farad	6	17	23	10	0	21	15	1.4	24	84	108	46	0	70	52	1.3
CAUPAIN, Troy	1	38	39	14	0	58	16	3.6	31	209	240	113	1	255	130	2.0
ELLIS, Octavius	35	66	101	30	1	17	29	0.6	129	222	351	121	4	62	108	0.6
CLARK, Gary	43	63	106	34	0	26	16	1.6	137	215	352	88	0	83	54	1.5
EVANS, Jacob	16	39	55	14	0	20	9	2.2	16	39	55	14	0	20	9	2.2
THOMAS, Shaq	26	40	66	26	0	26	19	1.4	132	204	336	156	1	93	123	0.8
JOHNSON, Kevin	12	9	21	26	0	22	17	1.3	32	68	100	136	0	88	88	1.0
DeBERRY, Coreontae	16	39	55	20	1	3	10	0.3	41	86	127	72	1	6	34	0.2
JENIFER, Justin	0	10	10	12	0	24	12	2.0	0	10	10	12	0	24	12	2.0
MOORE, Quadri	9	10	19	7	0	2	11	0.2	15	32	47	33	1	8	30	0.3
TOBLER, Zack	3	0	3	1	0	1	1	1.0	4	2	6	4	0	1	2	0.5



2015-16 Cincinnati Basketball
Cincinnati Team High/Low Analysis (as of Dec 26, 2015)
All games



Cincinnati - TEAM GAME HIGHS

POINTS	106	ROBERT MORRIS (11/15/15)
	99	ARKANSAS-PINE BLUFF (11/22/15)
	97	WESTERN CAROLINA (11/13/15)
	87	MORGAN STATE (12/6/15)
	83	at Bowling Green (11/18/15)
FIELD GOALS MADE	38	ROBERT MORRIS (11/15/15)
	36	WESTERN CAROLINA (11/13/15)
FIELD GOAL ATTEMPTS	73	MORGAN STATE (12/6/15)
	71	ROBERT MORRIS (11/15/15)
FIELD GOAL PERCENTAGE	.610 (36-59)	WESTERN CAROLINA (11/13/15)
	.535 (38-71)	ROBERT MORRIS (11/15/15)
3 PT FIELD GOALS MADE	13	at Bowling Green (11/18/15)
	11	ROBERT MORRIS (11/15/15)
3 PT FG ATTEMPTS	30	at Bowling Green (11/18/15)
	29	MORGAN STATE (12/6/15)
3 PT FG PERCENTAGE	.476 (10-21)	NORFOLK STATE (12/15/15)
	.458 (11-24)	ROBERT MORRIS (11/15/15)
FREE THROWS MADE	41	ARKANSAS-PINE BLUFF (11/22/15)
	30	at VCU (12/19/15)
FREE THROW ATTEMPTS	59	ARKANSAS-PINE BLUFF (11/22/15)
	35	at VCU (12/19/15)
FREE THROW PERCENTAGE	.857 (30-35)	at VCU (12/19/15)
	.833 (10-12)	vs George Washington (11/28/15)
REBOUNDS	49	MORGAN STATE (12/6/15)
	49	at Bowling Green (11/18/15)
ASSISTS	32	ROBERT MORRIS (11/15/15)
	25	MORGAN STATE (12/6/15)
STEALS	19	ARKANSAS-PINE BLUFF (11/22/15)
	18	ROBERT MORRIS (11/15/15)
BLOCKED SHOTS	10	BUTLER (12/2/15)
	8	NORFOLK STATE (12/15/15)
	8	at Bowling Green (11/18/15)
	8	ROBERT MORRIS (11/15/15)
TURNOVERS	17	WESTERN CAROLINA (11/13/15)
	16	at Xavier (12/12/15)
FOULS	22	at VCU (12/19/15)
	18	BUTLER (12/2/15)
	18	at Bowling Green (11/18/15)



2015-16 Cincinnati Basketball
Cincinnati High/Low Analysis (as of Dec 26, 2015)
All games



Opponent - GAME HIGHS

POINTS	81	IOWA STATE (12/22/15)
	78	BUTLER (12/2/15)
	72	WESTERN CAROLINA (11/13/15)
	66	MORGAN STATE (12/6/15)
	65	at Xavier (12/12/15)
FIELD GOALS MADE	29	IOWA STATE (12/22/15)
	27	at Xavier (12/12/15)
	27	BUTLER (12/2/15)
FIELD GOAL ATTEMPTS	70	WESTERN CAROLINA (11/13/15)
	68	IOWA STATE (12/22/15)
FIELD GOAL PERCENTAGE	.482 (27-56)	at Xavier (12/12/15)
	.426 (29-68)	IOWA STATE (12/22/15)
3 PT FIELD GOALS MADE	11	vs George Washington (11/28/15)
	9	IOWA STATE (12/22/15)
	9	WESTERN CAROLINA (11/13/15)
3 PT FG ATTEMPTS	32	WESTERN CAROLINA (11/13/15)
	30	IOWA STATE (12/22/15)
3 PT FG PERCENTAGE	.500 (11-22)	vs George Washington (11/28/15)
	.471 (8-17)	MORGAN STATE (12/6/15)
FREE THROWS MADE	17	BUTLER (12/2/15)
	16	at VCU (12/19/15)
FREE THROW ATTEMPTS	25	at VCU (12/19/15)
	22	BUTLER (12/2/15)
FREE THROW PERCENTAGE	.909 (10-11)	vs Nebraska (11/27/15)
	.833 (10-12)	NORFOLK STATE (12/15/15)
REBOUNDS	42	ARKANSAS-PINE BLUFF (11/22/15)
	38	at Bowling Green (11/18/15)
ASSISTS	16	IOWA STATE (12/22/15)
	14	at Xavier (12/12/15)
STEALS	9	vs Nebraska (11/27/15)
	8	at Xavier (12/12/15)
	8	WESTERN CAROLINA (11/13/15)
BLOCKED SHOTS	4	vs Nebraska (11/27/15)
	4	SE LOUISIANA (11/24/15)
	4	ARKANSAS-PINE BLUFF (11/22/15)
	4	WESTERN CAROLINA (11/13/15)
TURNOVERS	30	ARKANSAS-PINE BLUFF (11/22/15)
	29	ROBERT MORRIS (11/15/15)
FOULS	37	ARKANSAS-PINE BLUFF (11/22/15)
	24	at VCU (12/19/15)



2015-16 Cincinnati Basketball
Cincinnati High/Low Analysis (as of Dec 26, 2015)
All games



Cincinnati - GAME LOWS

POINTS	55	at Xavier (12/12/15)
	61	vs George Washington (11/28/15)
	64	SE LOUISIANA (11/24/15)
	65	vs Nebraska (11/27/15)
	69	at VCU (12/19/15)
FIELD GOALS MADE	17	at VCU (12/19/15)
	21	vs Nebraska (11/27/15)
	21	at Xavier (12/12/15)
FIELD GOAL ATTEMPTS	47	at VCU (12/19/15)
	50	BUTLER (12/2/15)
FIELD GOAL PERCENTAGE	.362 (17-47)	at VCU (12/19/15)
	.389 (21-54)	vs Nebraska (11/27/15)
3 PT FIELD GOALS MADE	5	at VCU (12/19/15)
	6	WESTERN CAROLINA (11/13/15)
	6	MORGAN STATE (12/6/15)
3 PT FG ATTEMPTS	14	WESTERN CAROLINA (11/13/15)
	15	at VCU (12/19/15)
3 PT FG PERCENTAGE	.207 (6-29)	MORGAN STATE (12/6/15)
	.269 (7-26)	at Xavier (12/12/15)
FREE THROWS MADE	6	at Xavier (12/12/15)
	8	at Bowling Green (11/18/15)
FREE THROW ATTEMPTS	11	at Xavier (12/12/15)
	12	vs George Washington (11/28/15)
FREE THROW PERCENTAGE	.500 (8-16)	at Bowling Green (11/18/15)
	.545 (6-11)	at Xavier (12/12/15)
REBOUNDS	32	at Xavier (12/12/15)
	33	BUTLER (12/2/15)
ASSISTS	7	at VCU (12/19/15)
	8	vs George Washington (11/28/15)
STEALS	2	BUTLER (12/2/15)
	4	at VCU (12/19/15)
	4	IOWA STATE (12/22/15)
BLOCKED SHOTS	3	SE LOUISIANA (11/24/15)
	3	vs Nebraska (11/27/15)
TURNOVERS	10	at Bowling Green (11/18/15)
	10	ARKANSAS-PINE BLUFF (11/22/15)
	10	MORGAN STATE (12/6/15)
	10	IOWA STATE (12/22/15)
FOULS	12	IOWA STATE (12/22/15)
	13	vs Nebraska (11/27/15)
	13	vs George Washington (11/28/15)
	13	NORFOLK STATE (12/15/15)



2015-16 Cincinnati Basketball
Cincinnati High/Low Analysis (as of Dec 26, 2015)
All games



Opponent - GAME LOWS

POINTS	44	ROBERT MORRIS (11/15/15)
	49	SE LOUISIANA (11/24/15)
	50	at Bowling Green (11/18/15)
	50	ARKANSAS-PINE BLUFF (11/22/15)
	56	vs George Washington (11/28/15)
FIELD GOALS MADE	13	ROBERT MORRIS (11/15/15)
	17	at Bowling Green (11/18/15)
FIELD GOAL ATTEMPTS	47	ROBERT MORRIS (11/15/15)
	51	SE LOUISIANA (11/24/15)
FIELD GOAL PERCENTAGE	.277 (13-47)	ROBERT MORRIS (11/15/15)
	.293 (17-58)	at Bowling Green (11/18/15)
3 PT FIELD GOALS MADE	5	ROBERT MORRIS (11/15/15)
	5	ARKANSAS-PINE BLUFF (11/22/15)
3 PT FG ATTEMPTS	15	at Xavier (12/12/15)
	16	vs Nebraska (11/27/15)
3 PT FG PERCENTAGE	.250 (5-20)	ROBERT MORRIS (11/15/15)
	.280 (7-25)	at Bowling Green (11/18/15)
FREE THROWS MADE	3	vs George Washington (11/28/15)
	4	SE LOUISIANA (11/24/15)
FREE THROW ATTEMPTS	4	vs George Washington (11/28/15)
	5	SE LOUISIANA (11/24/15)
FREE THROW PERCENTAGE	.417 (5-12)	at Xavier (12/12/15)
	.462 (6-13)	MORGAN STATE (12/6/15)
REBOUNDS	24	ROBERT MORRIS (11/15/15)
	27	WESTERN CAROLINA (11/13/15)
ASSISTS	6	SE LOUISIANA (11/24/15)
	8	ROBERT MORRIS (11/15/15)
STEALS	4	ARKANSAS-PINE BLUFF (11/22/15)
	4	at VCU (12/19/15)
BLOCKED SHOTS	0	vs George Washington (11/28/15)
	1	ROBERT MORRIS (11/15/15)
	1	IOWA STATE (12/22/15)
TURNOVERS	6	BUTLER (12/2/15)
	7	IOWA STATE (12/22/15)
FOULS	14	MORGAN STATE (12/6/15)
	14	at Xavier (12/12/15)
	14	IOWA STATE (12/22/15)



2015-16 Cincinnati Basketball
 Cincinnati Player High/Low Analysis (as of Dec 26, 2015)
All games



Cincinnati - INDIVIDUAL GAME HIGHS

Points	21		CLARK, Gary vs Western Carolina (11/13/15)
	20		COBB, Farad vs Norfolk State (12/15/15)
	20		COBB, Farad vs Arkansas-Pine Bluff (11/22/15)
	20		COBB, Farad at Bowling Green (11/18/15)
	19		CLARK, Gary vs Norfolk State (12/15/15)
Field Goals Made	9		CLARK, Gary vs Norfolk State (12/15/15)
	9		CLARK, Gary vs Western Carolina (11/13/15)
Field Goal Att.	14		CAUPAIN, Troy vs Iowa State (12/22/15)
	14		COBB, Farad vs Norfolk State (12/15/15)
	14		COBB, Farad vs Morgan State (12/6/15)
	14		CAUPAIN, Troy vs Morgan State (12/6/15)
	14		CAUPAIN, Troy vs George Washington (11/28/15)
	14		COBB, Farad at Bowling Green (11/18/15)
	14		JOHNSON, Kevin vs Robert Morris (11/15/15)
FG Pct (min 5 made)	.900	(9-10)	CLARK, Gary vs Western Carolina (11/13/15)
	.857	(6-7)	ELLIS, Octavius vs Morgan State (12/6/15)
3-Point FG Made	6		COBB, Farad at Bowling Green (11/18/15)
	5		COBB, Farad vs Norfolk State (12/15/15)
3-Point FG Att.	11		COBB, Farad at Bowling Green (11/18/15)
	10		EVANS, Jacob vs Butler (12/2/15)
3-Pt FG Pct (min 2 made)	1.000	(3-3)	COBB, Farad vs Western Carolina (11/13/15)
	1.000	(2-2)	THOMAS, Shaq vs Nebraska (11/27/15)
Free Throws Made	8		ELLIS, Octavius vs Butler (12/2/15)
	8		ELLIS, Octavius vs Arkansas-Pine Bluff (11/22/15)
Free Throw Att.	14		ELLIS, Octavius vs Arkansas-Pine Bluff (11/22/15)
	10		ELLIS, Octavius vs Butler (12/2/15)
FT Pct (min 3 made)	1.000	(6-6)	EVANS, Jacob vs Norfolk State (12/15/15)
	1.000	(6-6)	JENIFER, Justin vs Robert Morris (11/15/15)
	1.000	(4-4)	EVANS, Jacob vs Iowa State (12/22/15)
	1.000	(4-4)	EVANS, Jacob at VCU (12/19/15)
	1.000	(4-4)	COBB, Farad at VCU (12/19/15)
	1.000	(4-4)	JOHNSON, Kevin at VCU (12/19/15)
	1.000	(4-4)	CAUPAIN, Troy at VCU (12/19/15)
	1.000	(4-4)	CAUPAIN, Troy vs George Washington (11/28/15)
	1.000	(4-4)	EVANS, Jacob vs SE Louisiana (11/24/15)
	1.000	(3-3)	THOMAS, Shaq vs Arkansas-Pine Bluff (11/22/15)
	1.000	(3-3)	JOHNSON, Kevin vs Arkansas-Pine Bluff (11/22/15)
	1.000	(3-3)	CLARK, Gary vs Western Carolina (11/13/15)
Rebounds	14		CLARK, Gary vs Morgan State (12/6/15)
	12		ELLIS, Octavius vs Butler (12/2/15)
	12		DeBERRY, Coreontae at Bowling Green (11/18/15)
Assists	9		JENIFER, Justin vs Robert Morris (11/15/15)
	9		CAUPAIN, Troy vs Robert Morris (11/15/15)
Steals	5		THOMAS, Shaq vs Robert Morris (11/15/15)
	4		COBB, Farad vs Arkansas-Pine Bluff (11/22/15)
	4		ELLIS, Octavius vs Western Carolina (11/13/15)
Blocked Shots	4		DeBERRY, Coreontae vs Butler (12/2/15)
	3		EVANS, Jacob at VCU (12/19/15)
	3		ELLIS, Octavius vs Norfolk State (12/15/15)
	3		ELLIS, Octavius vs Butler (12/2/15)
	3		ELLIS, Octavius vs Robert Morris (11/15/15)
	3		CLARK, Gary vs Western Carolina (11/13/15)
Turnovers	5		ELLIS, Octavius at Xavier (12/12/15)



2015-16 Cincinnati Basketball
Cincinnati Opponent High/Low Analysis (as of Dec 26, 2015)
All games



OPPONENT INDIVIDUAL GAME HIGHS

Points	24	Niang, Georges vs Iowa State (12/22/15)
	24	DUNHAM, Kellen vs Butler (12/2/15)
	23	Mike Brown vs Western Carolina (11/13/15)
	22	Billbury, Korey at VCU (12/19/15)
	21	Webster, Tai vs Nebraska (11/27/15)
Field Goals Made	10	Niang, Georges vs Iowa State (12/22/15)
	8	Mike Brown vs Western Carolina (11/13/15)
Field Goal Att.	22	Mike Brown vs Western Carolina (11/13/15)
	19	Niang, Georges vs Iowa State (12/22/15)
FG Pct (min 5 made)	.833 (5-6)	Burton, Deonte vs Iowa State (12/22/15)
	.714 (5-7)	BUNGEI, Preston vs Norfolk State (12/15/15)
	.714 (5-7)	CHRAPASCZ, Andrew vs Butler (12/2/15)
3-Point FG Made	5	THOMAS, Kyle vs Morgan State (12/6/15)
	5	Elijah Pughsley vs Western Carolina (11/13/15)
3-Point FG Att.	11	Filmore, Joshua vs SE Louisiana (11/24/15)
	11	Mike Brown vs Western Carolina (11/13/15)
3-Pt FG Pct (min 2 made)	.750 (3-4)	DAVIS, Myles at Xavier (12/12/15)
	.750 (3-4)	GARINO, Patricio vs George Washington (11/28/15)
Free Throws Made	7	PRYOR, Rodney vs Robert Morris (11/15/15)
	6	DUNHAM, Kellen vs Butler (12/2/15)
Free Throw Att.	8	McKay, Jameel vs Iowa State (12/22/15)
	7	WIDEMAN, Tyler vs Butler (12/2/15)
	7	PRYOR, Rodney vs Robert Morris (11/15/15)
FT Pct (min 3 made)	1.000 (7-7)	PRYOR, Rodney vs Robert Morris (11/15/15)
	1.000 (6-6)	DUNHAM, Kellen vs Butler (12/2/15)
	1.000 (5-5)	Webster, Tai vs Nebraska (11/27/15)
	1.000 (4-4)	Nader, Abdel vs Iowa State (12/22/15)
	1.000 (4-4)	Mike Brown vs Western Carolina (11/13/15)
	1.000 (3-3)	PARKER, Spencer at Bowling Green (11/18/15)
Rebounds	11	HANDLEY, Thaddeus vs Arkansas-Pine Bluff (11/22/15)
	10	Niang, Georges vs Iowa State (12/22/15)
Assists	7	Morris, Monte vs Iowa State (12/22/15)
	5	ROBINSON, Zaynah vs Norfolk State (12/15/15)
	5	SUMNER, Edmond at Xavier (12/12/15)
	5	CAMERON, Martez vs Morgan State (12/6/15)
Steals	4	Morris, Monte vs Iowa State (12/22/15)
	4	WIDEMAN, Tyler vs Butler (12/2/15)
Blocked Shots	3	WIDEMAN, Tyler vs Butler (12/2/15)
	2	Alie-Cox, Mo at VCU (12/19/15)
	2	BUTLER, Jordan vs Norfolk State (12/15/15)
	2	FARR, James at Xavier (12/12/15)
	2	CARR, Phillip vs Morgan State (12/6/15)
	2	White III, Andrew vs Nebraska (11/27/15)
	2	CUNNINGHAM, Marquis vs Arkansas-Pine Bluff (11/22/15)
	2	Mike Brown vs Western Carolina (11/13/15)
Turnovers	7	JACKSON, Charles vs Arkansas-Pine Bluff (11/22/15)
	6	Jackson, Zay vs SE Louisiana (11/24/15)
Fouls	5	Gilmore, Michael at VCU (12/19/15)
	5	CHRAPASCZ, Andrew vs Butler (12/2/15)
	5	WIDEMAN, Tyler vs Butler (12/2/15)
	5	Shields, Shavon vs Nebraska (11/27/15)
	5	CUNNINGHAM, Marquis vs Arkansas-Pine Bluff (11/22/15)
	5	JACKSON, Charles vs Arkansas-Pine Bluff (11/22/15)



Official Basketball Box Score -- Game Totals -- Final Statistics

Temple vs Cincinnati

01/17/15 7:30 p.m. at Cincinnati, Ohio (Fifth Third Arena)



Temple 53 • 12-7, 3-3

##	Player		Total	3-Ptr	Rebounds			PF	TP	A	TO	Blk	Stl	Min
			FG-FGA	FG-FGA	FT-FTA	Off	Def							
15	BOND, Jaylen	f	4-9	1-2	0-2	1	4	5	3	9	1	1	0	28
23	WATSON, Devontae	f	0-1	0-0	0-0	0	2	2	3	0	0	1	2	12
01	BROWN, Josh	g	1-4	0-1	2-2	0	0	0	1	4	5	4	0	36
03	MORGAN, Jesse	g	5-11	3-5	2-2	2	3	5	1	15	0	1	0	34
25	DECOSEY, Quenton	g	1-6	0-2	1-3	0	1	1	1	3	6	1	0	26
00	ENECHIONYIA, Obi		6-8	2-3	0-0	0	1	1	3	14	1	0	2	24
04	DINGLE, Daniel		0-0	0-0	0-0	0	0	0	0	0	0	0	0	3
10	WILLIAMS, Mark		1-4	1-4	2-2	0	1	1	4	5	1	1	0	12
11	ROBBINS, Mike		0-0	0-0	0-0	0	1	1	0	0	1	1	0	2
13	PENDERGAST, Nick		0-2	0-1	0-0	1	0	1	0	0	0	1	0	4
34	COLEMAN, Devin		1-5	1-3	0-0	0	2	2	1	3	1	1	0	15
41	MCDONNELL, Jimmy		0-2	0-0	0-1	2	0	2	1	0	0	0	0	4
Team						1	0	1			1			
Totals			19-52	8-21	7-12	7	15	22	18	53	16	13	4	200

FG % 1st Half: 10-21 47.6% 2nd half: 9-31 29.0% Game: 19-52 36.5%
 3FG % 1st Half: 3-8 37.5% 2nd half: 5-13 38.5% Game: 8-21 38.1%
 FT % 1st Half: 5-7 71.4% 2nd half: 2-5 40.0% Game: 7-12 58.3%

Deadball
Rebounds
3,1

Cincinnati 84 • 12-5, 3-2

##	Player		Total	3-Ptr	Rebounds			PF	TP	A	TO	Blk	Stl	Min
			FG-FGA	FG-FGA	FT-FTA	Off	Def							
02	ELLIS, Octavius	f	3-8	0-0	7-7	2	3	5	2	13	2	3	1	26
11	CLARK, Gary	f	4-7	0-0	3-3	1	7	8	0	11	2	1	0	23
15	SANDERS, Jermaine	f	7-9	2-4	0-0	2	4	6	0	16	1	1	0	24
10	CAUPAIN, Troy	g	2-5	1-1	4-4	0	0	0	0	9	7	0	0	32
25	JOHNSON, Kevin	g	5-7	4-5	0-0	1	1	2	2	14	1	0	0	31
00	MOORE, Quadri		1-2	0-0	0-0	0	2	2	2	2	1	2	0	11
01	MORMAN, Deshaun		2-6	0-0	0-0	1	1	2	1	4	1	0	0	10
03	THOMAS, Shaq		2-4	0-0	0-0	0	1	1	1	4	0	0	0	13
21	COBB, Farad		2-3	2-3	0-0	1	3	4	2	6	4	1	0	14
22	DeBERRY, Coreontae		1-2	0-0	2-4	1	3	4	2	4	0	0	0	12
42	BLISSITT Jr., Rob		0-0	0-0	1-2	0	0	0	0	1	0	0	0	2
45	TOBLER, Zack		0-1	0-1	0-2	0	0	0	0	0	0	0	0	2
Team						0	2	2						
Totals			29-54	9-14	17-22	9	27	36	12	84	19	8	1	200

FG % 1st Half: 9-28 32.1% 2nd half: 20-26 76.9% Game: 29-54 53.7%
 3FG % 1st Half: 2-4 50.0% 2nd half: 7-10 70.0% Game: 9-14 64.3%
 FT % 1st Half: 9-9 100.0 2nd half: 8-13 61.5% Game: 17-22 77.3%

Deadball
Rebounds
5,1

Officials: Mike Stuart, Kevin Mathis, John St. Clair

Technical fouls: Temple-None. Cincinnati-None.

Attendance: 12071

Score by periods	1st	2nd	Total
Temple	28	25	53
Cincinnati	29	55	84

	In	Off	2nd	Fast	
Points	Paint	T/O	Chance	Break	Bench
TU	18	4	4	4	22
CIN	34	12	9	7	21

Last FG - TU 2nd-01:28, CIN 2nd-02:31.
 Largest lead - TU by 5 1st-10:00, CIN by 35 2nd-02:31.

Score tied - 6 times.
 Lead changed - 2 times.



Official Basketball Box Score -- Game Totals -- Final Statistics

Cincinnati vs Temple

02/10/15 7:30pm at Philadelphia, Pa. (Liacouras Center)



Cincinnati 59 • 17-7, 8-4

##	Player		Total	3-Ptr	FT-FTA	Rebounds			PF	TP	A	TO	Blk	Stl	Min
			FG-FGA	FG-FGA		Off	Def	Tot							
02	ELLIS, Octavius	f	2-4	0-0	4-8	2	4	6	4	8	1	4	1	2	31
11	CLARK, Gary	f	2-3	0-0	0-0	2	3	5	0	4	2	3	1	2	21
15	SANDERS, Jermaine	f	0-3	0-3	0-0	0	2	2	1	0	0	0	0	0	21
10	CAUPAIN, Troy	g	4-6	2-2	0-0	0	2	2	0	10	3	3	0	0	28
25	JOHNSON, Kevin	g	2-9	2-5	0-2	1	2	3	1	6	3	1	0	1	36
01	MORMAN, Deshaun		1-2	0-1	0-0	0	0	0	2	2	0	1	0	0	4
03	THOMAS, Shaq		5-6	1-1	0-0	0	3	3	4	11	1	1	0	0	26
21	COBB, Farad		4-6	2-4	3-3	0	2	2	3	13	4	2	0	1	23
22	DeBERRY, Coreontae		2-3	0-0	1-1	0	0	0	1	5	0	1	1	0	10
Team						0	2	2				1			
Totals			22-42	7-16	8-14	5	20	25	16	59	14	17	3	6	200

FG % 1st Half: 11-21 52.4% 2nd half: 11-21 52.4% Game: 22-42 52.4%
 3FG % 1st Half: 2-5 40.0% 2nd half: 5-11 45.5% Game: 7-16 43.8%
 FT % 1st Half: 1-3 33.3% 2nd half: 7-11 63.6% Game: 8-14 57.1%

Deadball
Rebounds
2

Temple 75 • 18-7, 9-3

##	Player		Total	3-Ptr	FT-FTA	Rebounds			PF	TP	A	TO	Blk	Stl	Min
			FG-FGA	FG-FGA		Off	Def	Tot							
15	BOND, Jaylen	f	8-11	0-1	0-0	2	3	5	4	16	4	1	0	3	39
23	WATSON, Devontae	f	4-9	0-0	1-2	2	3	5	1	9	0	0	2	0	20
02	CUMMINGS, Will	g	7-13	0-2	7-10	1	2	3	1	21	5	2	1	4	40
03	MORGAN, Jesse	g	4-9	4-9	0-0	0	1	1	3	12	4	1	0	0	33
25	DECOSEY, Quenton	g	3-10	1-4	2-2	3	6	9	2	9	2	1	0	2	35
01	BROWN, Josh		2-4	2-3	2-2	1	2	3	1	8	1	1	1	1	16
04	DINGLE, Daniel		0-0	0-0	0-0	0	0	0	3	0	1	1	0	0	10
34	COLEMAN, Devin		0-0	0-0	0-0	0	1	1	0	0	2	0	0	0	7
Team						2	1	3				1			
Totals			28-56	7-19	12-16	11	19	30	15	75	19	8	4	10	200

FG % 1st Half: 15-29 51.7% 2nd half: 13-27 48.1% Game: 28-56 50.0%
 3FG % 1st Half: 5-12 41.7% 2nd half: 2-7 28.6% Game: 7-19 36.8%
 FT % 1st Half: 1-2 50.0% 2nd half: 11-14 78.6% Game: 12-16 75.0%

Deadball
Rebounds
1

Officials: Ray Natili, Rick Crawford, Jeffery Anderson

Technical fouls: Cincinnati-None. Temple-None.

Attendance: 6603

Score by periods	1st	2nd	Total
Cincinnati	25	34	59
Temple	36	39	75

	In Paint	Off T/O	2nd Chance	Fast Break	Bench
Points CIN	22	4	3	12	31
TU	36	27	16	11	8

Last FG - CIN 2nd-00:49, TU 2nd-01:46.

Largest lead - CIN None, TU by 20 2nd-04:03.

Score tied - 0 times.

Lead changed - 0 times.