

2022 GAME NOTES

CINCINNATI FOOTBALL

2021 COLLEGE FOOTBALL PLAYOFFS SEMIFINALIST | 2020-21 AAC CHAMPIONS | FOUR STRAIGHT TOP-25 FINISHES

GAME
4

CINCINNATI

rv/rv CINCINNATI

2-1 • 0-0 AAC

VS

INDIANA HOOSIERS

3-0 • 0-0 BIG TEN

SATURDAY, SEPT. 24, 2022 • 3:35 PM ET • NIPPERT STADIUM • CINCINNATI, OHIO

INDIANA

2022 SCHEDULE / RESULTS

DATE	OPPONENT (TV)	TIME (ET)
Sept. 3	@ No. 19 Arkansas (ESPN)	L, 24-31
Sept. 10	KENNESAW STATE (ESPN+)	W, 63-10
Sept. 17	vs. Miami [OH]^ (ESPN)	W, 38-17
Sept. 24	INDIANA (ESPN2)	3:30 p.m.
Oct. 1	@ Tulsa* (ESPN)	7 p.m.
Oct. 8	USF*	TBD
Oct. 22	@ SMU*	TBD
Oct. 29	@ UCF*	TBD
Nov. 5	NAVY*	TBD
Nov. 11	EAST CAROLINA* (ESPN2)	8 p.m.
Nov. 19	@ Temple*	TBD
Nov. 26	TULANE*	TBD

All times ET. Home games in **BOLD CAPS**, played at Nippert Stadium, * - American Athletic Conference game.

^ - Paycor Stadium (Cincinnati)

ON THE AIR

TV: ESPN+

- Play-by-Play.....Beth Mowins
- Analyst.....Kirk Morrison
- Sideline.....Stormy Buonantony
- Online:.....Mobile App: ESPN

RADIO: BEARCATS SPORTS NETWORK

- Play-by-Play.....Dan Hoard
- Analyst.....Jim Kelly Jr.
- Host/Engineer.....Mo Egger
- Local: 102.7 WEBN / 700 WLW
- Satellite: Sirius 385 / XM App 975
- App: The Varsity Network: "Search Cincinnati"

LIVE STATS: Cincinnati.StatBroadcast.com

SOCIAL MEDIA

- Twitter.....@GoBears | @GoBearsFB | @CoachFick
- Hashtag.....#Bears | #TEAM | #CinCityPride
- Instagram.....@GoBears | @GoBearsFB
- Facebook.....GoBears | GoBearsFootball

TABLE OF CONTENTS

Quick Hits.....	1
Media Information.....	2
Team Information.....	3-9
Nippert Stadium.....	10
Rosters.....	11-12
Depth Chart.....	13
Luke Fickell.....	14-14
Assistant Coaches/Support Staff.....	16-17
Player Capsules.....	18-26
Starter Information.....	27
Miscellaneous Stats.....	28-29
Last Time It Happened.....	30
Single-Game Records at a Glance.....	31
Game Recaps.....	32
Season Statistics.....	33-40
Record Book.....	41-52

BACK-BACK AMERICAN ATHLETIC CONFERENCE CHAMPIONS, 2020-21



rv/rv CINCINNATI BEARCATS

Head Coach Luke Fickell

Record at Cincinnati 50-16 (Sixth Year)

Overall Record 56-23 (Seventh Year)



INDIANA HOOSIERS

Head Coach Tom Allen

Record at School 29-32 (Sixth Year)

Overall Record 29-32 (Sixth Year)

GAME INFORMATION

Facility Nippert Stadium

Capacity 38,088

TV ESPN2

Radio: 102.7 WEBN/700 WLW / Sirius 385/ XM App 975

Series Record 4-9-2

At Cincinnati 1-3-1

Last Meeting Sept. 18, 2021 (W, 38-24)

Streak Won 1

CINCINNATI WELCOMES INDIANA AT NIPPERT STADIUM

- Cincinnati welcomes Indiana (3-0) on Saturday at Nippert Stadium following a 38-17 victory over rival Miami (Ohio) at Paycor Stadium in which UC took the all-time series lead in the 126th Battle for the Victory Bell (60-59-7).
- The Bearcats defeated the Hoosiers, 38-24, in Bloomington, Ind., last season in front of the Hoosiers' largest home crowd since 1987. UC trailed 14-0, but got a 99-yard kick return touchdown from Tre Tucker and two touchdowns from Desmond Ridder.
- Cincinnati will put its 28-game home winning streak on the line against an Indiana team that is 3-0 and coming off a 33-30 win over Western Kentucky. Cincinnati's home winning streak is the second-longest in the nation behind Clemson (36).

UC TO INDUCT FOUR WOMEN INTO HALL OF FAME ON FRIDAY NIGHT

- In celebration of the 50th anniversary of Title IX, Cincinnati will induct an all-female Hall of Fame Class into the James P. Kelly UC Athletics Hall of Fame on Friday night: Jacqueline Keire (Swimming and Diving), Kathy Klump (Track and Field), Laura Lauder (Volleyball) and Laurie Pirtle (Women's Basketball).

PASSING GAME, PACE LEAD UC PAST MIAMI (OHIO)

- Cincinnati won its 16th straight against Miami (Ohio) to take the series lead in the nation's oldest non-league rivalry, and second-oldest overall, for the first time since 1915. The Bearcats and RedHawks first played in 1888.
- Cincinnati overcame two 10-point deficits in the first half against the RedHawks, trailing 10-0 and 17-7, before scoring 31 unanswered points en route to the victory. It was UC's biggest comeback since overcoming a 14-0 deficit at Indiana on Sept. 17, 2021. UC held Miami to just 67 yards in the second half and 1-for-11 on third down for the game.
- QB Ben Bryant passed for 337 yards and two touchdowns, completing his first 12 passes on the day. WRs Tyler Scott (8-119) and Tre Tucker (7-105) became the first UC tandem both with 100 yards since 2016. WR Nick Mardener had a TD catch, too.
- RB Charles McClelland rushed for 101 yards and two TDs on 18 totes. RB Corey Kiner added a TD for a third straight game.
- LB Ivan Pace, Jr. led UC on defense with eight tackles, 2.0 TFLs and a sack against his former team, while CB Arquon Bush recorded a momentum-swinging interception - the eighth of his career - in the second quarter.

LEADERS EMERGING

- QB Ben Bryant ranks in the nation's Top 25 in completion % (70.1, 21st), TD passes (seven, 23rd) and pass yards (287.7, 21st). He has thrown seven TDs and just two INTs. He has tossed two 300-yard games in 2022.
- LB Ivan Pace, Jr. leads the AAC and ranks 12th nationally in tackles (10.33 per game). His 6.5 TFLs are tied for fifth nationally.
- WR Tyler Scott leads UC with 14 receptions for 238 yards and two TDs. WR Tre Tucker has 12 catches for 183 yards.
- RB Charles "Chuck" McClelland ranks fourth in the AAC with 211 rushing yards and three TDs. McClelland began his career in 2018 and had two season-ending knee injuries. He has 1,001 career yards. His 6.5 career ypc is second in school history.
- P Mason Fletcher ranks fourth nationally with a 48.0 average. He booted a 67-yarder vs. Miami - UC's longest punt in 11 years. He was named the AAC Special Teams Player of the Week on Monday and added to the Ray Guy Watch List on Sunday.

BATTLE OF LAST TWO AFCA NATIONAL COACH OF THE YEAR WINNERS

- Cincinnati head coach Luke Fickell won the AFCA's National Coach the Year award in 2021 after leading UC to a 13-1 record.
- He followed Indiana head coach Tom Allen as the AFCA Coach the Year. Allen won the award in 2020 after leading the Hoosiers to a 6-2 record, Outback Bowl bid and No. 12 final ranking.

BEARCATS RE-LOADING ...

- Led by Luke Fickell, the reigning consensus National Coach of the Year, and 12 returning starters, the Bearcats are the two-time defending AAC Champions and are coming off of a 13-1 season that culminated in a trip to the 2021 College Football Playoff.
- With a 46-8 mark since the start of 2018, Cincinnati's 85% winning percentage ranks among the nation's Top 5 in that span.

BREAKING RECORDS IN THE CLASSROOM

- UC led the nation with four CoSIDA Academic All-Americans in 2021 and six Academic All-District selections. Lorenz Metz returned as a Second Academic All-American and All-District pick, while Wil Huber returned as an All-District selection.

STREAKS, STORYLINES, SIDEBARS ...

- UC has won a league title seven times in the last 14 years and has played in 12 bowl games in the past 15 years.
- Cincinnati is 652-596-50 (.522) all-time.
- UC is playing its 135th football season in 2022. The Bearcats program dates to 1885 and is one of the 10 oldest in the FBS.

GET CONNECTED:

GoBears
GoBearsFootballGoBears
GoBearsFB / CoachFickGoBears
GoBearsFBgobearcats.com
bearcats_fb

The University of Cincinnati Athletics Communications and Strategic Brand Engagement Office is ready to assist you in to make the experience of covering UC Athletics productive and rewarding.

Richard E. Lindner Center • Suite 860
2751 O'Varsity Way • Cincinnati, OH 45221-0021

SID Phone 513-556-5191
Press Box Phone 513-556-1010
Website GoBEARCATS.com

Zach Stipe (Football SID)..... Associate AD/Comms. & SBE
865-244-6119..... stipezd@ucmail.uc.edu
David Cohen (secondary)..... Director, SBE
513-556-9845..... David.Cohen@uc.edu
Kelsey Sharkey..... FB Video Contact
513-556-5986..... Kelsey.Sharkey@uc.edu

ON THE WEB

Information on the University of Cincinnati football team is available at www.GoBEARCATS.com. To receive the UC updates via email, please send a request to Zach Stipe (zach.stipe@uc.edu) or David Cohen (david.cohen@uc.edu).

Information on the American Athletic Conference and all member institutions is also available through the league's web site at www.TheAmerican.org.

PRACTICES

During a typical Saturday game week, media may interview players and coaches immediately following practice on Tuesday. Practice is generally closed to the public. Anyone hoping to observe practice should contact UC Athletics Communications in advance. Failure to do so may result in an individual's removal from the venue. During regular-season practices, unless otherwise noted, still and television photographers will be allowed to shoot stretching and the first 30 minutes (six periods).

PRESS BOX SERVICES

All media members will be provided with access to game notes via GoBEARCATS.com. At the quarter breaks and halftime, quickie stats and drive charts will be printed and distributed via email. Following the game, a complete post-game statistics package will be distributed via email and will contain a scoring summary, final team statistics, final individual statistics, complete play-by-play, drive charts for both halves, halftime statistics, defensive statistics, substitution chart, postgame quotes from both head coaches and players and postgame notes.

LIVE STATS

Live in-game statistics will be available via StatBroadcast.

INTERNET

Wireless Internet is available in the press box at Nippert Stadium. Members of the Athletics Communications staff will be available to assist you. There is no access fee.

WEEKLY MEDIA AVAILABILITY

Head Coach Luke Fickell will be available to the media every Tuesday at noon ET during the season with the exception of UC's bye week. The press conference is streamed live on GoBears.com. Players will be made available at the discretion of the coaching staff.

MEDIA CREDENTIALS

Requests for official working media credentials should be directed to the UC Sports Communications Office. All requests should be received no later than noon, four days prior to the game. Visit the football page at GoBEARCATS.com to request credentials online.

Season credentials will be available for pickup prior to the first game. No credentials will be mailed after Tuesday preceding the game. Thereafter, credentials may be picked up on gameday at the media will call located by gate J in the lobby of the Steger Student Life Center.

On gameday, media should park in Clifton Court Garage and enter Nippert Stadium through Gate J.

SCOUTING PASSES

Professional scouts may obtain credentials through UC's Athletics Communications Office. Scouts will be issued seating in the press box on a space-available basis.

SIDELINE PASSES

The University of Cincinnati follows NCAA guidelines regarding media representatives on the sidelines. Photographers and videographers are permitted to shoot between the 25-yard lines and the goal lines on both sidelines and behind the restraining line in the end zone.

AAC ON ESPN+

In Spring 2019, the AAC and ESPN agreed to a 12-year media rights extension beginning in 2020-21. In football, in addition to The American's games continuing to appear on ESPN networks, select conference-controlled games will be available exclusively on ESPN+.

BEARCATS INSIDER TV SHOW

Bearcats Insider, a weekly show on Bally Sports Ohio covering UC Athletics, returns in 2022. The 30-minute show, which airs weekly through the season, is hosted by Dan Hoard and former Bearcats standout Tony Pike. Visit www.ballysports.com/ohio-greatlakes for a schedule.

LUKE FICKELL RADIO SHOW

The hour-long program with Coach Fickell, Dan Hoard and Jim Kelly Jr. will air weekly from 8-9 p.m. ET on both ESPN 1530 AM and 700 WLW AM this season. Fans can listen online at iheart.com and through 700 WLW and ESPN 1530's iHeartRadio app. For those who can't catch the program live, a podcast of the weekly program will be made available free of charge on 700WLW.com.

MOBILE APP

The Cincinnati Bearcats app for iPhone, iPad and Android devices offers fans a wide variety of information on the Bearcats — home and away. The free app is available in the App Store and Google Play.

2022 QUICK FACTS

GENERAL INFORMATION

Location Cincinnati, OH 45221
Founded 1819
Enrollment 48,300 (2022 projection)
Conference American Athletic
Nickname Bearcats
Colors Red (PMS 186) & Black
Home Field Nippert Stadium
Surface/Capacity Shaw Sports Elevate 68/37,978
President Neville G. Pinto, PhD
Director of Athletics John Cunningham
Faculty Representative Brian Hatch, PhD

HISTORY

First Year of Football 1885
All-Time Record 652-596-50
All-Time Bowl Record 10-11
Last Bowl 2021 Cotton (CFP Semifinals)
Last Bowl Opponent Alabama (L, 27-6)

2022 TEAM INFORMATION

Basic Offense Multiple
Basic Defense Multiple
Letterwinners Returning/Lost 48/20
Starters Returning/Lost 13/12
O | D | ST 7/4 | 4/7 | 2/1

2021 SEASON

Overall Record 13-1
Home/Road/Neutral 7-0/6-0/0-1
American Record/Finish 8-0/AAC Champions
Final Ranking 4 (AP/USA Today/CFP)

COACHING STAFF

Head Coach Luke Fickell
Alma Mater Ohio State '97
Record at UC/Year 50-15/6
Career Record/Year 55-22/7
Twitter @CoachFick
Best time to reach coach Contact SID
Defensive Coordinator/LB Mike Tressel
Offensive Coordinator/QB Gino Guidugli (pb)
Special Teams Coordinator/CB Kerry Coombs
Co-Defensive Coordinator/S Colin Hitchens (pb)
Passing Game Coordinator/WR Mike Brown
Assistant Coaches Mike Cummings (OL)
..... Nate Letton (TE, pb), Darren Paige (RB),
..... James Ross (OLB), Walt Stewart (DL)
Defensive GA Cam Clemenson, Parrish Gaines (pb)
Offensive GAs Jordan Johnson, Kurt Rawlings
Quality Control Nick Sharp (def., pb),
..... Michael Colosimo (off., pb), Ricky Brown (ST)

collegepressbox
SINCE 2005 EVERYTHING BUT THE PREGAME MEAL

collegepressbox is the official media website for Division I football. Access and download game notes, quotes, statistics, media guides, headshots, logos and more for all FBS schools, conferences, postseason games, awards and the College Football Playoff. For access, please register for an account at collegepressbox.com/register.

2022 CINCINNATI FOOTBALL

OPPONENT INFORMATION

HEAD COACH: Tom Allen
RECORD AT INDIANA: 29-32 (Sixth Year)
CONFERENCE: Big Ten
2021 RECORD: 2-10, 0-9 Big Ten
2021 POSTSEASON: N/A

SERIES INFORMATION

Series Record.....	4-9-2
At Cincinnati.....	1-3-1
At Indiana	3-6-1
At Neutral Sites.....	N/A
Most UC points	38, Sept. 18, 2021
Most Indiana points.....	48, Sept. 26, 1998
Combined points.....	62, (twice), Sept. 18 2022, Sept. 26, 1998
Biggest UC win	21-0, Nov. 9, 1957
Biggest Indiana win.....	47-6, 1905
Current streak.....	Won 1 in a row

GAME-BY-GAME

Year	Site	Score	Winner
1896	Bloomington	0-16	Indiana
1898	Cincinnati	11-11	
1898	Bloomington	0-0	
1899	Bloomington	0-35	Indiana
1905	Bloomington	6-47	Indiana
1935	Cincinnati	7-0	Cincinnati
1937	Bloomington	0-27	Indiana
1946	Bloomington	15-6	Cincinnati
1957	Bloomington	21-0	Cincinnati
1962	Cincinnati	6-26	Indiana
1963	Bloomington	6-20	Indiana
1994	Bloomington	3-28	Indiana
1998	Cincinnati	14-48	Indiana
2000	Bloomington	6-42	Indiana
2021	Bloomington	38-24	Cincinnati

LAST TIME THEY MET

8/8 CINCINNATI AT INDIANA - SEPT. 18 2021

	1	2	3	4	F
No. 8 Cincinnati	0	10	13	15	38
Indiana	7	7	10	0	24

Desmond Ridder was 20 of 36 with 210 yards, one touchdown and one interception. He also ran 10 times for 45 yards and a score ... Alec Pierce had five receptions for 86 yards and the go ahead score... Linebacker Darrian Beavers left briefly in the first half but forced and recovered a fumble to stop one Indiana scoring threat and sacked Michael Penix Jr. to start Indiana's second-to-last possession...Deshawn Pace had 10 tackles and an INT.

SCORING PLAYS

1st	6:15	IND	Hendershot 16-yd pass from Penix Jr. (Campbell kick)
2nd	5:06	IND	Carr 5-yd pass from Penix Jr. (Campbell kick)
	1:33	CIN	Ford 6-yd rush (C.Smith kick)
	0:00	CIN	C.Smith 32-yd FG [C.Smith kick]
3rd	5:47	CIN	Ford 3-yd rush (C.Smith kick)
	3:54	IND	Mathews Jr. 14-yd rush [Campbell kick]
	3:41	CIN	Tucker 99-yd kickoff return [C.Smith kick missed]
	0:41	IND	Campbell 49-yd FG
4th	12:13	CIN	Pierce 19-yd pass from Ridder (C.Smith kick)
	2:37	CIN	Ridder 7-yd rush [Taylor pass from Ridder]

RUSHING: Cincinnati-FORD, Jerome 20-69; RIDDER, Desmond 10-70; MCCLELLAND, Charles 3-12; Team 3-minus 5. Indiana-CARR, Stephen 21-55; ERVIN-POINDEXTER, Davion 1-37; BALDWIN JR., Tim 9-34; MATHEWS JR, DJ. 2-28; PENIX JR, Michael 4-11.

PASSING: Cincinnati-RIDDER, Desmond 20-36-1-210. IndianaPENIX JR, Michael 17-40-2-224.

RECEIVING: Cincinnati-PIERCE, Alec 5-86; YOUNG, Michael 4-35; TUCKER, Tre 3-18; TAYLOR, Leonard 2-24; SCOTT, Tyler 2-17; THOMPSON, Jadon 1-21; MCCLELLAND, Charles 1-4; WHYLE, Josh 1-4; FORD, Jerome 1-1. Indiana-HENDERSHOT, Peyton 6-60; MATHEWS JR., DJ. 5-120; CARR, Stephen 2-14; FRYFOGLE, Ty 2-14; MARSHALL, Miles 1-11; BJORSON, Matt 1-8; ELLIS, David 1-minus 2.

COMEBACK KIDS

- DONT CALL IT A COMEBACK**
- UC's 14-0 deficit at Indiana in 2021 marked its largest comeback win since 2018 against Ohio, which was Desmond Ridder's third-career start.
 - Cincinnati's 10-point comeback win over Miami (OH) on Saturday was the largest deficit overcome by UC since the Indiana victory.
 - UC had 2019 comeback wins over USF (10), ECU (12), then No. 18 UCF (6) and Miami (OH) (10).
 - UC put together six come-from-behind wins in 2018, earning victories after facing deficits at UCLA (10), vs. Ohio (21), vs. Tulane (4), at SMU (2), USF (6) and vs. Virginia Tech in the Military Bowl (3).

COMEBACK WINS UNDER FICKELL (22)

DATE	OPPONENT	DEFICIT	FINAL
09/17/22	vs. Miami (OH)	10	W, 38-17
12/04/21	Houston	3	W, 35-20
11/26/21	@ ECU	3	W, 35-13
11/12/21	@ USF	7	W, 45-28
10/23/21	@ Navy	7	W, 27-20
09/18/21	@ INDIANA	14	W, 38-24
09/11/21	MURRAY STATE	7	W, 42-7
11/21/20	@ UCF	11	W, 36-33
09/26/20	22 ARMY	7	W, 24-10
11/16/19	@ USF	10	W, 20-17
11/02/19	@ ECU	12	W, 46-43
10/04/19	18 UCF	6	W, 27-24
09/14/19	MIAMI (OH)	10	W, 35-13
12/31/18	vs. Virginia Tech	3	W, 35-31
11/10/18	USF	6	W, 35-23
10/27/18	@ SMU	2	W, 26-20
10/06/18	TULANE	4	W, 37-21
09/22/18	OHIO	21	W, 34-30
09/01/18	@ UCLA	10	W, 26-17
11/25/17	UCONN	7	W, 22-21
11/04/17	@ Tulane	3	W, 17-16
09/16/17	@ Miami (OH)	11	W, 21-17

THE MATCH UP

CINCINNATI (2-1, 0-0 American)

TEAM STATISTICS	CIN	OPP
Points/Game	41.7	19.3
First Downs	73	51
Rushing/Game	160.0	143.3
Passing/Game	319.7	150.0
Total Offense/Game	479.7	294.3
Fumbles-Lost	9-4	8-2
Pen./Yds per Game	30/84.7	13/41.0
Time of Possession	28:11	31:49

INDIVIDUAL LEADERS

RUSHING	Att	Net	Avg	TD	YPG
McClelland	33	211	6.4	3	70.3
Montgomery, M	26	130	5.0	3	44.03

PASSING

	C-A-I	Pct.	Yds	TD	YPG
Bryant	68-97-2	70.1	863	7	287.7

RECEIVING

	Rec	Yds	Avg	TD	YPG
Scott	14	238	15.9	2	79.3
Tucker	12	183	15.3	0	61.0

DEFENSE

	U-A-TT	TFL	Sck.	Int.	PBU
Pace Jr.	16-15-31	6.5	2	0	0
Thomas	6-10-16	1.0	0	0	0

INDIANA (3-0, 1-0 BIG TEN)

TEAM STATISTICS	IND	OPP
Points/Game	30.3	24.0
First Downs	69	68
Rushing/Game	130.3	186.0
Passing/Game	297.0	255.0
Total Offense/Game	427.3	441.0
Fumbles-Lost	3-2	7-4
Pen./Yds per Game	12/41.0	24/73.3
Time of Possession	24:22	35:37

INDIVIDUAL LEADERS

RUSHING	Att	Net	Avg	TD	YPG
Shivers	50	241	4.8	2	80.3
Henderson	24	130	5.4	2	43.3

PASSING

	C-A-I	Pct.	Yds	TD	YPG
Bazelak	77-136-2	56.6	891	5	297.0

RECEIVING

	Rec	Yds	Avg	TD	YPG
Camper	23	292	12.7	1	97.3
Matthews Jr.	15	201	13.4	2	67.0

DEFENSE

	U-A-TT	TFL	Sck.	Int.	PBU
Jones	15-11-32	2.0	1,0	0	1
Casey	13-7-21	6.0	0.5	0	0

2022 NCAA TEAM RANKINGS as of Sept. 17, 2022

CATEGORY	CIN	IND
Total Offense	29	62
Rushing Offense	72	96
Passing Offense	16	24
Team Passing Efficiency	23	105
Scoring Offense	23	79
Total Defense	29	115
Rushing Defense	73	108
Passing Yards Allowed	11	94
Team Passing Effic. Def.	82	100
Scoring Defense	43	64
Turnover Margin	T-69	T-47
3rd Down Conversion Pct	17	40
4th Down Conversion Pct	T-1	T-84
3rd Down Conversion Pct Def.	66	108
4th Down Conversion Pct Def.	T-1	T-20
Red Zone Offense	34	112
Red Zone Defense	T-91	51
Net Punting	5	84
Punt Returns	24	107
Kickoff Returns	126	71
First Downs Offense	T-41	T-56
First Downs Defense	T-41	T-96
Fewest Penalties Per Game	126	T-10
Time of Possession	99	130

2022 CINCINNATI FOOTBALL

2022 WATCH LIST SZN

Several Bearcats are on preseason watch lists for national honors:

- Bobby Dodd (head coach): Luke Fickell
- Biletnikoff (wide receiver): Nick Mardner
- Mackey (tight end): Leonard Taylor and Josh Whyte
- Butkus (linebacker): Deshawn and Ivan Pace
- Nagurski (overall defender): Deshawn and Ivan Pace
- Outland (interior lineman): Dylan O'Quinn and Jake Renfro
- Lou Groza (kicker): Ryan Coe
- Ray Guy Award (top punter): Mason Fletcher
- Paul Hornung (most versatile): Ryan Montgomery
- Wuerffel Trophy (community service and playing field): Wilson Huber
- Allstate AFCA Good Works Team (community service and playing field): Wilson Huber
- Rotary Lombardi (lineman, character): Lorenz Metz

PRESEASON ALL-AMERICANS

Three Bearcats were named Phil Steele Preseason All-Americans earlier this summer. They are:

- LB Deshawn Pace (second team)
- C Jake Renfro (third team)
- PR Ryan Montgomery (fourth team)

HISTORICALLY SPEAKING

- Cincinnati is 651-596-50 (.521) all-time.
- UC is playing its 135th football season in 2022. The Bearcats program dates to 1885 and is one of the 10 oldest in the FBS.

AAC PRESEASON POLL

- Despite winning the last two conference championships, Cincinnati was picked to finish second in the AAC preseason media poll, which was released in July.
- 2022 American Athletic Conference Preseason Media Poll

	Team (First-Place Votes)	Points
1.	Houston (7)	243
2.	Cincinnati (10)	242
3.	UCF (7)	225
4.	SMU	187
5.	Memphis	162
6.	East Carolina	157
7.	Tulane	115
8.	Tulsa	93
9.	South Florida	71
10.	Navy	61
11.	Temple	28

2022 TEAM CAPTAINS

Luke Fickell, at his first Tuesday press conference leading into the season-opener, announced the Bearcats' official team captains for the 2022 season.

- Fifth-year senior offensive lineman Dylan O'Quinn
- Senior wide receiver/kick returner Tre Tucker
- Fifth-year senior tight end Josh Whyte
- Sixth-year senior defensive lineman Jabari Taylor
- Sixth-year senior linebacker Wil Huber

BEARCATS IN THE PROS

16 former UC players are on current NFL rosters while five former student-athletes are on NFL staffs.

NATIONAL FOOTBALL LEAGUE

PLAYER	TEAM	POS.
Mike Boone	Denver	RB
Coby Bryant	Seattle	DB
Bryan Cook	Kansas City	DB
Marquise Copeland	LA Rams	DT
Josiah Deguara	Green Bay	TE
Jerome Ford	Cleveland	RB
Darrick Forrest	Washington	S
Sauce Gardner	New York Jets	CB
Kevin Huber	Cincinnati	P
James Hudson III	Cleveland	OL
Jason Kelce	Philadelphia	C
Travis Kelce	Kansas City	TE
Chris Moore	Houston	WR
Alec Pierce	Indianapolis	WR
Desmond Ridder	Atlanta	QB
Myjai Sanders	Arizona	DE

COACHES

COACH	TEAM
Danny Barrett	Houston (RB Coach)
Bill Davis	Arizona (LB Coach)
Chris Hewitt	Baltimore (Secondary/PG Coord.)
Doug Rosfeld	Cincinnati (Dir. Coaching Ops)
George Warhop	Houston (OL Coach)

SEASON HONORS AND AWARDS

AAC WEEKLY HONORS

LB Ivan Pace, Jr. -- AAC Honor Roll (Sept. 3)

P Mason Fletcher -- AAC Special Teams POW (Sept. 19)

PRESEASON PHIL STEELE ALL-AMERICANS

LB Deshawn Pace (Second Team)

C Jake Renfro (Third Team)

RB/PR Ryan Montgomery (Fourth Team)

CINCINNATI TEAM PLAYERS OF THE GAME

Sept. 10 - Kennesaw State

QB Ben Bryant - Offense

DE Jabari Taylor - Defense

LB Deshawn Pace - Special Teams

CATHEDRAL

- Nippert Stadium, has been the Bearcats playing site since 1901 and the stadium underwent construction in 1915, making it one of the oldest active stadiums in the NCAA FBS. Penn's Franklin Field (1895) takes the honor as the oldest playing site and stadium in Division I.

OLDEST FBS STADIUMS

YEAR	STADIUM	TEAM
1913	Bobby Dodd	Georgia Tech
1914	Davis Wade	Mississippi State
1915	Nippert	Cincinnati
	Vaught-Hemmingway	Ole Miss
1917	Camp Randall	Wisconsin

OLDEST FBS PLAYING SITES

YEAR	SITE	TEAM
1901	Nippert Stadium	Cincinnati
1904	Kyle Field	Texas A&M
1905	Bobby Dodd Stadium	Georgia Tech
1914	Davis Wade Stadium	Mississippi State
1915	Vaught-Hemmingway	Ole Miss

NUMBERS TO KNOW

50

Luke Fickell has 50 wins for his career, which ties Sid Gillman for the second-most wins by a coach in UC history - just three behind Rick Minter's record of 53.

94

Cincinnati brought 94 career starts on the offensive line into the 2022 season opener. G Lorenz Metz (22 starts), T/G Dylan O'Quinn (21) and C Jake Renfro (19 starts) lead the way after earning All-AAC last year.

8

Eight Bearcats were named to the Reese's Senior Bowl Watch List: QB Ben Bryant, DL Jowon Briggs, CB Arqun Bush, S Ja'von Hicks, OL Lorenz Metz, TE Leonard Taylor, TE Josh Whyte and WR Tre Tucker.

18.0

UC has allowed only 18.0 ppg since 2018, which is fifth-fewest in college football. The Bearcats have finished fifth, eighth, 24th and eighth in national scoring defense the last four seasons.

125

Transfer linebacker Ivan Pace, Jr. ranked 10th in the nation with 125 tackles in 2021 while at Miami (Ohio). He was the MAC Defensive Player of the Year and is the older brother of fellow UC linebacker standout Deshaun.

16.2

Junior WR Tyler Scott is a big-play threat. He has 48 receptions for 778 yards and seven TDs in his career with a robust 16.2 yards per catch average. He had an 81-yard score vs. Miami (OH) last season on the second play.

1

UC had the nation's top pass efficiency defense in 2021 (103.37), ranked second in pass yards allowed (169.2) and third in interceptions (19). UC returned senior DBs Arqun Bush and Ja'von Hicks, who will be three-year starters.

HOMETOWN HEROS

- A dozen players from Cincinnati appeared on the season-opening two-deep on offense and defense.
- 26 players from Ohio are also on the initial two-deep.
- This speaks to head coach Luke Fickell's recruiting philosophy to heavily recruit "the State of Cincinnati" and the 50-mile radius around campus.
- UC also features Cincinnati native and legendary Colerain high school coach Kerry Coombs on staff as the cornerbacks coach and special teams coordinator.

The hometown heroes include:

TE Josh Whyte (La Salle HS)
QB Evan Prater (Wyoming HS)
RB Ryan Montgomery (Franklin HS)
RB Corey Kiner (Roger Bacon HS)
NT Jowon Briggs (Walnut Hills HS)
NT Dontay Corleone (Colerain HS)
DE Malik Vann (Fairfield HS)
DE Eric Phillips (Colerain HS)
LB Ivan Pace, Jr. (Colerain HS)
LB Deshaun Pace (Colerain HS)
LB Jaheim Thomas (Princeton HS)
S Ja'von Hicks (Colerain HS)

THE FICKELL ERA

- University of Cincinnati football head coach Luke Fickell has elevated the Bearcats' football team to the top of college football.
- Hired as the 42nd football head coach in UC history on Dec. 10, 2016, Fickell holds a 50-16 (.754) record in his five years at the helm of Cincinnati.
- His 46-8 mark since 2018 ranks among the Top 5 records in the nation during that span.
- After leading UC to a 13-1 record, a second straight AAC Championship and a College Football Playoff appearance, Fickell collected eight national coach of the year honors in 2021, including the The Home Depot National Coach of the Year, Paul "Bear" Bryant Coach of the Year, the Stallings Award, the Eddie Robinson Award and the Dodd Trophy as well as accolades from the AFCA, Walter Camp Foundation and Sporting News.
- Fickell has watched 16 Bearcats earn a selection in the NFL Draft, including a school-record nine draft picks in 2022, and captured AAC Coach of the Year honors three times (2018, 2020, 2021).
- Cincinnati Bearcats four-year football players have a 100% graduation rate since Fickell joined the team as head coach.
- Fickell and his wife Amy have six children: Landon, Luca, twin sons Aydon and Ashton, and twin sons Laykon and Lucian.

FICKELL JUST FOUR WINS AWAY FROM MOST AT UC

- Fickell's 50 wins are already tied for the second-most in Cincinnati history and he needs just four wins to surpass Rick Minter as the winningest coach in Cincinnati football history.

MOST WINS IN CINCINNATI HISTORY

Record	Coach
53-63-1	Rick Minter (10 seasons)
50-13-1	Sid Gillman (six seasons)
50-16	Luke Fickell (six seasons)

46-8 RECORD SINCE 2018 AMONG NATION'S BEST

- Luke Fickell wasted no time vaulting Cincinnati to among the nation's best programs. After going 4-8 in Year 1 of the Fickell Era in 2017, Cincinnati is 46-8 over the last four seasons, winning 85.2% of its games since 2018 to rank among the top five programs in all of the FBS.
- Of the six different teams Cincinnati has lost to since 2018, five have played in a New Year's Six bowl (Alabama, Georgia, Memphis, UCF, Ohio State).

NATION'S 2ND-LONGEST HOME WINNING STREAK

- Cincinnati has won 28 consecutive games at Nippert Stadium — the second-longest home win streak in the nation, behind only Clemson (36). UC hasn't lost at home since Nov. 10, 2017.

HUBER FAMILY CAPTAINS

- Sixth-year senior linebacker Wil Huber already had a master's in finance and a real estate certificate heading into his first year as UC's starting middle linebacker.
- He added captain to his resume, joining his dad, former UC tight end Daryl Huber (1988 captain), as what is believed to be the first father-son captain duo in Cincinnati football history.
- Daryl Huber caught 51 passes for 519 yards and two scores from 1985 to 1988.
- Wil Huber has 12 tackles and 1.5 TFLs in 2022.

FLETCHER COLLECTS AAC SPECIAL TEAMS AWARD

- Sophomore P Mason Fletcher was named American Athletic Conference Special Teams Player of the Week on Monday (Sept. 19) by the league.
- The Melbourne, Australia native averaged an impressive 48.2 yards per punt on five tries against Miami (Ohio) in a 38-17 victory on Saturday. Fletcher's performance included a career-long 67-yard punt - the longest punt by a Bearcat in over a decade and tied for the eighth-longest ever by UC player.
- "We have confidence in what he can do," head coach Luke Fickell said following the Miami game. "He's done a phenomenal job. He's not rattled by the seven or eight guys that they (Miami) tried to have come after him. Obviously, he had the one (67-yarder) coming out of the end zone that he hammered and it rolled. That was huge."
- Fletcher was also named to the Ray Guy Award Watch List.
- He ranks fourth nationally with a 48.0 average through three games — a mark that leads the AAC and would be a school-record for a full season. Five of his 11 punts have been downed or fielded inside the 20-yard line with three inside the 10. He has four punts of 50+ and two 60 yarders.
- He faced his brother, Max Fletcher, a freshman punter for Arkansas, in the season opener. Mason and Max's parents, Dustin and Suzanne, flew from Australia for the game. It marked the first time in nearly two years that Mason has seen his brother and mother. Fletcher's father, Dustin, a 23-year veteran in Australian Rules Football, came to the Cotton Bowl last season.

BEARCATS SECURE VICTORY BELL SERIES LEAD

- Cincinnati won its 16th straight against Miami (Ohio) to take the series lead in the nation's oldest non-league rivalry, and second-oldest overall, for the first time since 1915. The Bearcats and RedHawks first played in 1888.
- Cincinnati overcame two 10-point deficits in the first half against the RedHawks, trailing 10-0 and 17-7, before scoring 31 unanswered points en route to the victory. It was UC's biggest comeback since overcoming a 14-0 deficit at Indiana on Sept. 17, 2021. UC held Miami to just 67 yards in the second half and 1-for-11 on third down for the game.
- QB Ben Bryant completed his first 12 passes and finished with 337 yards and two TDs, while Ivan Pace, Jr. paced the defense with eight tackles and two TFLs.
- Senior CB Arqun Bush had his eighth career INT and Charles McClelland rushed for 101 yards and two TDs.
- The game was played at Paycor Stadium - home of the NFL's Bengals - and Miami was the home team.

WR DUO BOTH GO OVER 100 AGAINST REDHAWKS

- Wide receivers Tyler Scott (119) and Tre Tucker (105) each went over 100-yards receiving vs. Miami (Ohio). It was the second 100-yard game for Tucker and the first for Scott.
- It marks the first time that the Bearcats have had two 100-yard receivers in the same game since Devin Gray (143) and Thomas Geddis (104) did so at Tulsa on Nov. 25, 2016.

CINCINNATI CLIPS OWLS IN 63-10 HOME-OPENING W

- Cincinnati won its 28th straight game at Nippert Stadium and secured its 21st consecutive home-opening win in the 63-10 victory versus Kennesaw State on Saturday in which the Bearcats allowed only 142 rushing yards to one of the nation's top triple-option programs, ending the Owls 150-

yard rushing streak at 73 games.

- The Bearcats did it in front of the sixth-largest crowd (39,014) in UC history as QB Ben Bryant tossed three first-half touchdowns and the defense scored a pair of TDs on a scoop and score from Jabari Taylor and a 45-yard pick-six from JaVon Hicks. LB Ivan Pace, Jr., tallied 11 tackles with a forced fumble, while RB Myles Montgomery rushed for 104 yards on five carries, including a 76-yard TD dash.

TRANSFERS PROVIDE SPARK IN DEBUTS AT ARKANSAS

- Cincinnati's first 17 points at Arkansas came by way of first-year transfers, highlighted by starting QB Ben Bryant (Cincinnati, EMU, back to Cincinnati).
- Corey Kiner (LSU) pulled UC within 14-7 on the second half's opening drive with a 5-yard dive into the endzone, ultimately leading the team with 59 yards on 12 carries.
- Nick Mardner's (Hawaii) first catch as a Bearcat was a 35-yard strike from Bryant four minutes later, making it a 21-14 deficit.
- Ivan Pace (Miami, OH) turned heads with team-highs of 12 tackles and 3.5 TFLs, including a thunderous, unblocked sack in the fourth quarter. It marked the most TFLs for a Bearcat since Darrian Beavers in 2020 at UCF.
- Ryan Coe (Delaware) also kicked a 26-yard field goal.
- To cap it off, Bryant's fourth-quarter connection with Leonard Taylor was his second in a UC uniform, with the other going to Taylor in 2019 at Memphis.

'PACE'-ING THE DEFENSE

- Senior LB Ivan Pace, Jr. (a transfer from Miami [OH]) leads UC in tackles (31) and TFLs (6.5), emerging as a force.
- He leads the AAC and ranks 12th nationally in tackles (10.33 per game). His 6.5 TFLs are tied for fifth nationally.
- He ranked 10th nationally with 125 tackles for Miami (OH) in 2021. He had six sacks to tie the NCAA record in a single game in 2019.
- He led UC with 12 tackles and 3.5 TFLs in his UC debut at Arkansas to open 2022, earning AAC honor roll accolades.
- He has led the team in stops all three-games this year, following up his Fayetteville performance with 11 (plus a TFL and forced fumble) against Kennesaw State and eight (with 2 TFL and a sack) versus Miami.
- His brother, Deshawn Pace, a dynamic defensive playmaker, finished sixth in the conference and third on the team with 94 tackles while also adding nine for loss and a team-high four interceptions. His field-goal block at Navy and subsequent return set up a 52-yard field goal as time expired.
- In 2022, Pace has 10 tackles, 2.0 TFLs and a blocked kick.
- Deshawn Pace was named the AAC Defensive Player of the Week after totaling a game-high 10 tackles and making a fourth-quarter interception in the 38-24 win at Indiana in 2021. He also had a 27-yard INT at Notre Dame in 2021.

YES, THAT'S CORRECT HE HAD SIX SACKS IN A GAME

- Senior transfer Ivan Pace, Jr., had six sacks in a single game, to tie an NCAA record, while starring for Miami (Ohio). The 2021 MAC Defensive Player of the Year by PFF College.
- He played in 22 games for the Redhawks from 2019-2021, making 193 tackles, 25.5 TFLs and 11 sacks.
- His lone interception came against Eastern Michigan, when he picked off Ben Bryant in 2021.

THE OTHER HUBER (JOE) READY FOR HIS CHANCE

- Former walk-on right tackle Joe Huber saw significant playing time with the first team offense in the spring and fall camp at right tackle. The redshirt sophomore

engineering major earned his first start at right tackle at No. 19 Arkansas. The 6-5, 310-pounder starred at Jerome High School in Dublin, Ohio.

BRYANT QB1

- Ben Bryant, who started his career at Cincinnati in 2018, returned to Clifton, following his season as the starter at Eastern Michigan. After a close competition in fall camp with redshirt sophomore Evan Prater, Bryant won the job.
- The 6-3, 220-pounder from La Grange, Ill., passed for 325 yards and two scores on 26-of-43 attempts with one pick at Arkansas. He passed for 177 yards in the third quarter and 233 after halftime. His 325 passing yards were the most by a Bearcat since Desmond Ridder passed for 338 yards at UCF on Nov. 21, 2020.
- He tossed for 201 yards and three first-half touchdowns versus Kennesaw State. As part of his 337 yards against Miami (OH), his 119 to Tyler Scott and 105 to Tre Tucker marked UC's first dual 100-yard receiving game since Nov. 25, 2016 against ECU.
- In 2022, he is 68-of-97 for 863 yards and seven touchdowns with just two INTs. His 70.1% completion rate is first in the AAC and 21st nationally.
- Bryant started one game for UC in 2019, passing for 229 yards and one TD on 20-of-32 attempts at Memphis.
- Bryant played in 16 games over three seasons with one start for UC from 2018 to 2020. He passed for 553 yards, two touchdowns and three interceptions for the Bearcats before transferring.

BRYANT ON THE MONEY IN 2021

- Ben Bryant completed 68.4% of his passes (279-of-408) while throwing for 3,121 yards and 14 touchdowns at Eastern Michigan in 2021. He ranked as the nation's 11th most accurate passer. His 68.4% completion percentage would've been the third-highest in UC history and better than any season by Desmond Ridder, Tony Pike, Gino Guidugli or Greg Cook.

BLACK CATS DEFENSE AMONG THE NATION'S BEST

- Only reigning national champion Georgia (12.96), Wisconsin (15.47), Iowa (16.4) and Clemson (17.0) have allowed fewer points per game since 2020 than Cincinnati (17.1).
- Only Georgia (14.4), Clemson (15.1), Iowa (16.1) and Wisconsin (17.7) have allowed fewer points per game since 2018 than Cincinnati (18.0).

Top Scoring Defense Since 2020

1. Georgia	12.96)
2. Wisconsin	15.47	
3. Iowa	16.40	
4. Clemson	17.03	
5. Cincinnati	17.11	

Top Scoring Defense since 2018

1. Georgia	14.42
2. Clemson	15.12
3. Iowa	16.13
4. Wisconsin	17.74
5. Cincinnati	18.03

MCCLELLAND SHINES

- Charles McClelland has overcome two ACL tears in his Cincinnati career after showing promise in 2018, when he rushed for 495 yards (7.7 ypc) and four touchdowns.
- He had 86 total yards on nine touches at Arkansas.
- He rushed for 101 yards and two touchdowns on a career-

WE ARE FAMILY

This year's roster includes 10 Bearcats who followed in family footsteps to play for UC.

BROTHER PLAYED AT CINCINNATI

- Jackson Brusciannelli - Franklin (LB, 2013-16)
- Jacob Dingle - Jack (LB, 2021-)
- Jack Dingle - Jacob (DB, 2019-)
- Cameron Junior - EJ IV (RB, 2013-14)
- Deshawn Pace - Ivan (LB, 2022-)
- Ivan Pace, Jr. - Deshawn (LB, 2020-)
- Evan Prater - Garyn (WR, 2019-20)
- Jaheim Thomas - Jiair (WR, 2019-)
- Jiair Thomas - Jaheim (LB, 2020-)

FATHER PLAYED AT CINCINNATI

- Jackson Brusciannelli - Jack (LB, 1988-89)
- Wilson Huber - Daryl (TE, 1985-88)
- Jacob & Jack Dingle - Nate (LB, 1990-93)

Cincinnati boasts five players on the roster who had immediate family members play in the NFL.

- Jacob & Jack Dingle - Father Nate (1995-97)
- Drew Donley - Father Doug (1981-86)
- Jacob Hoying - Father Bobby (1996-2001)
- Cameron Junior - Father EJ III (1981-93)

CAN I GRADUATE?

- Cincinnati's academic prowess from the 2021-22 academic season continues into the fall, with 14 student-athletes playing with a degree in hand to mark six-straight years with double-digit graduates.
- They are Will Adams, Ben Bryant, Jeremy Cooper, Wyatt Fischer, JaVon Hicks, Wil Huber, Charles McClelland, Lorenz Metz, Jabari Taylor, James Tunstall, Ty Van Fossen, Malik Vann, Taj Ward and Josh Whyte.

DOUBLE DUTY

- UC radio voice Dan Hoard also serves as the PXP man for the Cincinnati Bengals, making him part of a select group. Hoard joins Bill Hillgrove (Pittsburgh Panthers & Steelers) as the only broadcasters in the country to handle radio PXP duties for an NCAA FBS and NFL team. ESPN CFB commentators Wes Durham (Atlanta), Dave Pasch (Arizona) and Bob Wischusen (NY Jets) are NFL radio voices.

IT'S ACADEMIC

- In 2021, Cincinnati senior quarterback Desmond Ridder and senior wide receiver Alec Pierce were named First Team Academic All-Americans by CoSIDA, marking just the fifth and sixth Bearcats to earn the prestigious honor in school history and the first since 1997.
- The duo was joined by junior offensive lineman Lorenz Metz and senior safety Bryan Cook, who were selected as Second Team Academic All-Americans by CoSIDA.

CINCINNATI FOOTBALL'S ALL-TIME ACADEMIC ALL-AMERICANS

1979 — G Edward Koboves (Second Team)
 1981 — OT Kari Yli-Ranko (First Team)
 1983 — WR Jason Stargell (Second Team)
 1989 — P Jeff Jones (Second Team)
 1990 — DL Kyle Stroh (First Team)
 1991 — TE Kris Bjorson (First Team)
 1997 — DL John Joseph Kobalka (First Team)
 2020 — P James Smith (Second Team)
 2021 — QB Desmond Ridder (First Team)
 2021 — WR Alec Pierce (First Team)
 2021 — OL Lorenz Metz (Second Team)
 2021 — S Bryan Cook (Second Team)

2021 RECAP: HISTORY MADE

- The Bearcats authored the greatest season in school history in 2021, starting 13-0, rising to as high as No. 2 in the AP poll, winning a second consecutive AAC Championship and advancing to the College Football Playoff. Cincinnati fell to Alabama the CFP Semifinals at the Cotton Bowl Classic, but not before beating Indiana and No. 9 Notre Dame on the road, as well as routing Houston for the league title.
- The historic win over the Fighting Irish was Cincinnati's first-ever win over a Top-10 opponent on the road. UC's first-ever back-to-back 50-point games followed the road wins and were highlighted by running back Jerome Ford's 179 yards and four touchdowns in the first half against UCF.
- Cincinnati also hosted ESPN College GameDay for the first time ever in a season that featured the most prolific offense in school history and one of the nation's most stout defenses.
- Led by Desmond Ridder, who set the school-record with 87 career touchdown passes and was named AAC Offensive Player of the Year for a second time, Cincinnati set school records for touchdowns (70) and points scored (516).
- Ford tied a school-record with 20 touchdowns and the UC defense led the nation in pass efficiency defense, while ranking third in interceptions and fifth in scoring defense.
- Senior cornerback Coby Bryant won the Jim Thorpe Award as the nation's top defensive back, while fellow cornerback Ahmad "Sauce" Gardner became the first Bearcats position player to be named a consensus All-American.
- An astounding 12 Bearcats were named to the All-AAC First Team, while Gardner was a unanimous choice for AAC Defensive Player of the Year and head coach Luke Fickell was named the conference's Coach of the Year.
- Fickell was named the consensus national Coach of the Year, winning eight awards from national organizations.
- The season culminated with a school-record nine players selected in the 2022 NFL Draft, which ranked third in the country and cemented Cincinnati as one of the country's premier college football programs.

CHEER CINCINNATI

- UC serves as an economic powerhouse for the Queen City, with more than 15,000 employees, 48,000 students, 300,000 living alumni and countless Bearcats fans.
- Among the state's five counties in southwestern Ohio, UC generates a whopping \$3.3 billion annual impact.
- UC is the 18th-oldest public institution in the United States and traces its origins to the founding of the Medical College of Ohio and Cincinnati College in 1819.

high 18 carries versus Miami (Ohio).

- He has 211 rushing yards (6.4 ypc) and three TDs in 2022.
- He missed the 2019 season due to a preseason injury and suffered the same fate after playing the first four games in 2020.

TURNOVER TIME

- UC finished in the top 10 in turnovers gained over the 2019-21 seasons.
- Cincinnati forced 30 turnovers in 2021, averaging more than two gained per game to rank third in the country. UC was +12 in turnover margin to rank fifth in the country.
- The Bearcats ranked 10th nationally with 21 turnovers gained in 2020.
- UC ranked 10th in 2019, as well, with 26 turnovers gained.
- Since 2019, UC is +22 in turnover margin.
- Cincinnati has forced 2.02 turnovers per game since 2019 (83 turnovers forced, 41 games).

TOP 10 SCORING DEFENSE IN 2020, 2021 AND ..

- Cincinnati has had one of the nation's top 10 scoring defenses each of the last two seasons and three of the last four years, ranking No. 5 in 2021 (16.9) and No. 8 (16.8) in 2020. UC ranked No. 24 (20.6) in 2019 and No. 8 in 2018 (17.2)
- UC is allowing 19.3 ppg through two games in 2022.

THREE LOSSES SINCE 2020 AMONG NATION'S FEWEST

- Cincinnati is 24-3 since the start of 2020.
- UC's 24 wins since 2020 are tied for the fifth-most in the nation, too.

WINNINGEST FBS PROGRAMS SINCE 2020

TEAM	W-L	WIN %
Alabama	29-2	93.5
Louisiana	25-3	89.3
Coastal Carolina	25-3	89.3
Georgia	25-3	89.3
Cincinnati	24-3	88.9
BYU	23-5	82.1

TIGHT END TANDEM

- The Bearcats returned arguably the nation's top tight end tandem in seniors Leonard Taylor and Josh Whyte. Whyte, a third-team PFF All-American in 2020 and a Honorable Mention All-AAC selection from La Salle High School in Cincinnati, has 13 career touchdown catches over the last two years. The duo combined for 10 TD receptions in 2021 with Taylor, a former prep quarterback from Springfield, Ohio, hauling in four scores.

THE 'NICKEL' IS BACK TO LEAD PASS DEFENSE

- Senior defensive backs Arquon Bush and Ja'Von Hicks return to lead the Cincinnati pass defense. Bush, who started at nickelback last season, has made 25 career starts and tallied 85 tackles, 17 pass breakups and seven interceptions in four seasons. Bush starts at field cornerback this season. Hicks has started 31 games at safety. He led the AAC with five interceptions in 2019 and he has eight picks in this career, including a 45-yard pick-six versus Kennesaw State. Cincinnati had the nation's best pass defense in 2021, finishing No. 1 in the country in pass efficiency defense (103.37), No. 2 in passing yards allowed (169.2), No. 3 in interceptions (19) and No. 4 in opponent completion % (54.0).

TUCKER LOOKS TO LEAD

- Senior wide receiver Tre Tucker has already proven to be one of the nation's top kick returners after leading the AAC with a 29.9 kick return average en route to all-conference honors in 2020. He has two career kick return touchdowns, running for a score versus USF in 2020 and a momentum shifting 99-yard score at Indiana in 2021. The 5-9, 175-pounder from Akron, Ohio, has 71 career receptions and six touchdown catches.

BRIGGS READY TO BREAK OUT

- Senior nose tackle Jowon Briggs is ready to breakout. The 6-1, 313-pounder is called the strongest player on the team by head football strength coach Brady Collins. He's also a married father of two, who starred at Walnut Hills High School in Cincinnati. A former four-star recruit and Under Armor All-America, he started his career at Virginia before transferring back home last season. He rotated at defensive end in 2021 and finished with 42 tackles, including three sacks. He came on strong at the end of the season recording a sack in each of the final regular season games. He is also an accomplished singer.

DAY ONE READY CAMPAIGN

- The Day One Ready Campaign launched in November 2021 as a \$100 million fundraising initiative to prepare for the university's upcoming move to the Big 12.
- The Day One Ready Campaign will raise money to directly boost the Bearcats' abilities to enhance the student-athlete experience and compete for championships in its new conference.
- The construction of a new indoor practice and performance facility on campus is a key project of the campaign.

HARD TICKET TO COME BY

- Cincinnati football officially sold out of season tickets for the 2022 football season, selling more than 23,500 to set a new school record in June.
- It's the first time in history that UC has sold out of season tickets.
- Last season, UC set a record with just over 22,000 season tickets sold.

HOLD THE LINE

- Cincinnati was one of eight schools nationally to bring back all five of its offensive line starters. The Bearcats also return Mackey Award watch list tight ends Leonard Taylor and Josh Whyte for good measure.
- Entering the season, those five linemen (Jeremy Cooper, Lorenz Metz, Dylan O'Quinn, Jake Renfro, James Tunstall) had appeared in 138 games at UC (94 starts), which was eighth in the nation (heading into the season).
- First-year offensive line coach Mike Cummings came to UC after three seasons as the offensive line coach at Central Michigan. In 2021, CMU had a 9-4 record and led the MAC in points scored (465) and touchdowns (59). Running back Lew Nichols III led the conference in rushing yards (1,927) and averaged 5.4 yards per carry behind Cummings' offensive line.

COMMUNITY SHOWS UP FOR COLLEGE GAMEDAY

- ESPN College GameDay came to Cincinnati for the first-time in school history on Saturday, Nov. 6, 2021.
- Originating from The Commons at the heart of UC's campus, the show featured a live interview with head coach Luke Fickell and a behind-the-scenes segment on the Bearcats.

2022 CINCINNATI FOOTBALL

- Cincinnati was the 78th different school and the 94th different city to host GameDay during the show's 35 seasons. In addition, it was the fourth time that GameDay originated from the home site of an American Athletic Conference program, having travelled to Memphis (2019), UCF (2018) and Temple (2015) in recent seasons.
- Approximately 15,000 fans attended the event in an incredible show of support for the Bearcats.

ENTER SEVEN TRANSFERS

QB Ben Bryant (Eastern Michigan)

- Bryant spent three seasons as a backup quarterback at UC before starring at Eastern Michigan where he threw for over 3,000 yards this past fall. His only start for UC came on the road at No. 18 Memphis, where he played valiantly in place of Desmond Ridder in a 34-24 loss, throwing for 229 yards, while tossing one touchdown and rushing for another score.

LB Ivan Pace, Jr. (Miami [Ohio])

- Pace collected Mid-American Conference Defensive Player of the Year honors in 2021 from Pro Football Focus and All-MAC First Team honors after leading the conference and ranking 10th in the nation with 125 tackles. Pace had an NCAA-record-tying six sacks in a win over Akron in 2019. He will get to team with his younger brother Deshawn Pace, who led the Bearcats with four interceptions and finished with 94 tackles and 9.5 TFLs during his sophomore season.

WR Nick Mardner (Hawaii)

- Mardner totaled 46 receptions for team highs of 913 yards and five touchdowns at Hawaii in 2021. A native of Mississauga, Ontario, Canada, he tallied 62 receptions for 1,270 yards and eight touchdowns with an impressive 20.5 yard per catch average for his career with the Rainbow Warriors.

OL Dartanyan Tinsley (Kentucky Christian)

- The 6-5, 315-pounder collected First Team All-National Christian College Athletic Association (NCCAA) honors in 2020-21 and grabbed First Team All-Mid-South Conference Appalachian Division accolades in back-to-back seasons (2020-21).

K Ryan Coe (Delaware)

- Coe connected on 12 of 15 field goals with a long of 51 in 2021. He nailed 12 field goals, including a 54-yarder in an FCS Playoff game in 2020-21 — the longest field goal by any kicker in the CAA that season.

RB Corey Kiner (LSU)

- Earned valuable reps as a true freshman at LSU, totaling 79 carries for 324 yards (4.1 per carry) and two touchdowns... Had 11 and 12 carries the first two weeks against McNeese and Central Michigan, with rushes of 23 and 26 yards respectively, and scoring in each game. Also had 10 carries at Ole Miss and 14 in the Texas Bowl against Kansas State. Had season-high 74 yards against CMU, as well as 56 against McNeese and 53 versus K-State. Four-star prospect (7th RB, 163 nationally) while earning Ohio Mr. Football honors at Cincinnati's Roger Bacon HS.

DL Noah Potter (Ohio State)

- Spent 2019-21 seasons at Ohio State. Did not see game action in 2021. Appeared in four games in 2020, totaling two tackles. Played in four games as a true freshman in

2019 before redshirting. OSU Scholar-Athlete in 2019 and 2020, as well as Academic All-Big Ten in 2020. Four-star prospect and No. 6 player in Ohio by 247Sports.

AAC'S TOP RECRUITING CLASS AGAIN

- Cincinnati signed 19 players on National Early Signing Day on Dec. 15, 2021. The Bearcats' class was rated No. 25 by ESPN and No. 33 by 247Sports on Early Signing Day, marking the highest-rated class in the American Athletic Conference and the highest-ranked in school history. UC did not sign any prep players during the later signing day in February.
- The 2022 Class is represented in 10 different states, including eight from Ohio and three from Florida.
- Of the 19 high school signees, three are consensus four-star recruits (Derrick Shepard, Mario Eugenio, Jonquis "JQ" Hardaway) — two of which played in the national all-star games. Hardaway was selected to play in the 2022 Under Armour All-America Game in Orlando, Fla., on Jan. 2, while Eugenio is slated to play in the All-American Bowl in San Antonio, Texas, on Jan. 8.
- Eight signees are current early enrollees (RB Stephen Byrd, WR Jojo Bermudez, OL Luke Dalton, DB JQ Hardaway, DB Kalen Carroll, DB Ken Willis, LB Cinclear Lewis, DT CJ Doggette).

FREAKS LIST

- UC boasted three members of Bruce Feldman's annual "Freaks" list for the second-straight season.
- Speedy wideout Tyler Scott boasts a 40-time of 4.29, turning him into a big-play machine in 2021. At 5-foot-11 and 185 pounds, Scott squatted a very impressive 600 and did 16 reps at 225 pounds on the bench press, maxing out at 345. Scott also has a vertical jump of 40 1/2 inches and an 11-foot broad jump.
- Fellow wide receiver Tre Tucker has a lot of power for his size, squatting 600, while standing 5-foot-9 and weighing 185. Tucker recorded a broad jump of 10'10 and a vertical of 36 1/2 inches.
- Josh Whyte, a Mackey Award Watch List nominee and 2020 PFF All-American rounded it out. With his huge frame, 6-foot-6 and 250 pounds, he clocked a 4.65, 40 while topping out at 20 mph on the GPS. Not only does he have speed for a big man, but also has a 35 1/2-inch vertical and a broad jump of 10-3 1/2.
- Alec Pierce (Colts), Desmond Ridder (Falcons) and Myjai Sanders (Cardinals) all made the list last season.

WE ARE THE CHAMPIONS (AGAIN)

- For the second time, UC enters a season under Fickell with a target on their back as the projected league favorite with a Top-20 preseason ranking.
- UC won the 2021 and 2020 AAC Championships, its 16th league title, for its first two since 2014 and first outright crown since 2009.
- UC was playing in its third-straight AAC title game.
- Each of the last two were played at Nippert Stadium. UC toppled No. 16 Houston in 2021 after defeating No. 23 Tulsa on Cole Smith's game-ending 34-yard field goal. That first game, played on Saturday, Dec. 19 at Nippert Stadium, marked the latest date a game was played in Nippert since a matchup vs. Xavier on Dec. 7, 1918.

CONFERENCE CHAMPIONSHIPS (16)

YEAR	LEAGUE	HC	REC
1933	Buckeye *	King	7-2-0
1934	Buckeye	King	6-2-1
1947	Mid-American	Nolting	7-3-0
1949	Mid-American	Gillman	7-4-0
1951	Mid-American	Gillman	10-1-0

1952	Mid-American	Gillman	8-1-1
1963	Missouri Valley *	Studley	6-4-0
1964	Missouri Valley	Studley	8-2-0
2002	Conference USA *	Minter	7-7-0
2008	BIG EAST	Kelly	11-3-0
2009	BIG EAST	Kelly	12-1-0
2011	BIG EAST *	Jones	10-3-0
2012	BIG EAST *	Jones	10-3-0
2014	American *	Tuberville	9-4-0
2020	American	Fickell	9-0-0
2021	American	Fickell	13-0-0

* - Shared title

UNDEFEATED HOME RECORDS

YEAR	RECORD
2021	7-0
2020	7-0
2019	6-0
2018	6-0
2009	6-0
2008	6-0
2000	6-0
1993	5-0
1982	5-0
1976	5-0
1953	7-0
1941	6-0
1935	6-0

UPDATING THE COACHING STAFF

- Luke Fickell made several changes to his coaching staff, most notably promoting Bearcat legend Gino Guidugli to offensive coordinator. Guidugli, UC's all-time leading passer and a member of the Hall of Fame and Ring of Honor, had been the quarterbacks coach since 2018 and the passing game coordinator since 2020. Also returning to UC is former team captain defensive lineman Walter Stewart, who will coach the defensive line after serving in same role at Temple and Northern Illinois most recently, as well as Kerry Coombs, a former Ohio State defensive coordinator/assistant and UC assistant and state champion prep coach from the 'Queen City.'

Promotions

- Gino Guidugli, Offensive Coordinator/Quarterbacks
- Mike Brown, Passing Game Coordinator/Wide Receivers
- Colin Hitschler, Co-Defensive Coordinator/Safeties
- Nate Letton, Tight Ends

Additions

- Kerry Coombs, Special Teams Coordinator/Cornerbacks
- Mike Cummings, Offensive Line
- Walter Stewart, Defensive Line
- James Ross, Outside Linebackers

TAKE ME TO HIGHER GROUND

- For the past 24 years, the UC football has called the Higher Ground Conference and Retreat Center in West Harrison, Ind., its preseason training home.
- The 280-acre facility is located about 30 miles from campus and has served as the Bearcats training camp location since the lead up to the 1999 season.
- Higher Ground has two 100-yard turf practice fields, including a new surface installed in 2017, ample living and meeting spaces and no distractions from football.

FOOTBALL HISTORY

HISTORICALLY SPEAKING

The University of Cincinnati football program dates to 1885 and ranks as one of the 10 oldest in major college football and holds an all-time mark of 650-595-50 entering its 135th season. UC has won a conference championship seven times in the last decade while playing in the postseason in 13 of the last 16 years. UC played in the American Athletic Conference title game for the first time in 2019 and won the championship game in a 2020 and 2021. The Bearcats have tallied 46 wins since 2018, which ranks among the top five teams in the FBS. In 2010, UC reached as high as No. 3 in all three major polls (Associated Press, USA Today, Bowl Championship Series) - only to be topped by the No. 2 ranking (Associated Press) in 2021.

COLLEGE FOOTBALL PLAYOFF RUN IN 2021

The Bearcats authored the greatest season in school history in 2021, starting 13-0, rising to as high as No. 2 in the AP poll, winning a second consecutive AAC Championship and advancing to the College Football Playoff. Cincinnati fell to Alabama the CFP Semifinals at the Cotton Bowl Classic, but not before beating Indiana and No. 9 Notre Dame on the road, as well as routing Houston for the league title. The historic win over the Fighting Irish was Cincinnati's first-ever win over a Top-10 opponent on the road. UC's first-ever back-to-back 50-point games followed the road wins. Cincinnati also hosted ESPN College GameDay for the first time ever in a season that featured the most prolific offense in school history and one of the nation's most stout defenses. Led by Desmond Ridder, who set the school-record with 87 career touchdown passes and won 44 games (third-most in FBS history), Cincinnati set school records for touchdowns (70) and points scored (516). The Bearcats had the nation's top pass defense, which was led by First Team All-America cornerbacks Ahmad "Sauce" Gardner (No. 4 pick in 2022 NFL Draft) and Coby Bryant (Thorpe Award winner). Head Coach Luke Fickell was named the consensus national Coach of the Year, winning eight awards from national organizations. The season culminated with a school-record nine players selected in the 2022 NFL Draft, which ranked third in the country and cemented Cincinnati as one of the country's premier college football programs.

SIMPLY "SAUCE"

Cornerback Ahmad "Sauce" Gardner burst on the scene for a pick-six in an upset of UCF as a true freshman and never looked back, becoming the first Bearcat position player to collect consensus All-America honors before becoming the highest drafted player in UC history when he was selected with the No. 4 pick by the New York Jets in the 2022 NFL Draft. The two-time First Team All-American and unanimous AAC Defensive Player of the Year famously never allowed a touchdown pass over more than 1,000 coverage snaps in his three-year career.

COBY BRYANT IS UC'S FIRST JIM THORPE AWARD WINNER

Cornerback Coby Bryant returned for a fifth "bonus" season in 2021, granted by the NCAA due to the pandemic. The Cleveland, Ohio, native took full advantage of it. A team captain, he was named the Paycom Jim Thorpe Award winner as the nation's top defensive back in 2021 as he led the Bearcats to the College Football Playoff and finished his career with 45 passes defended and 10 interceptions.

RECORD-BREAKING RIDDER

Quarterback Desmond Ridder capped his Cincinnati career (2017-2021) with 44 wins, the third most in FBS history, two AAC Championships, two AAC Offensive Player of the Year Awards, an appearance in the College Football Playoff and countless school records, including most touchdown passes (87), most total yards (12,418), AAC TD responsibility (115) and most rushing touchdowns by a UC QB (28). He finished eighth in Heisman Trophy voting in 2021.

A TOWER OF STRENGTH

UC's football program is one of the nation's oldest — only Rutgers (1869), Michigan (1879), Navy (1880), and Minnesota (1883), among NCAA Football Bowl Subdivision institutions, predate Cincinnati, which began the sport in 1885.

THE ROCK OF TRUTH

UC has been involved in several historic college football milestones starting with Dec. 8, 1888. That day, the Bearcats and Miami (Ohio) University engaged in the first college football game played in the state of Ohio, launching a rivalry that is tied for the oldest in the game among major universities — North Carolina vs. Wake Forest began playing that same year. The Battle for the Victory Bell is the fifth-most played rivalry series in college football.

ALWAYS ON THE SIDE OF INNOVATION

A few years later in 1897, UC received an invitation to visit New Orleans to play a football game as a reward for a successful season, a precursor to the current postseason football bowl games.

BOWL-CATS

Cincinnati has been to 17 bowl games over the last 21 seasons and 22 in the program's 134 seasons. UC played in the first Bowl Championship Series, now New Year's Six, game in school history, taking on Virginia Tech in the 75th FedEx Orange Bowl on Jan. 1, 2009. The Bearcats returned to the New Year's Six in the Chick-fil-A Peach Bowl on Jan. 1, 2021 in Atlanta. In 2021, Cincinnati advanced to the College Football Playoff Semifinals at the 86th Goodyear Cotton Bowl Classic in Arlington, Texas, on Dec. 31, 2021.

WE ENGINEER BETTER

In the 1930s, a UC football player wore a device with his helmet to protect his broken nose. The device was a forerunner of the now standard face mask. The first soccer-style place kick was also attempted by a Bearcat, Hank Hartong, in the early 1960s.

THE CHART TOPPERS

In 1968, the Bearcats were the nation's top passing team with quarterback Greg Cook leading the NCAA in total offense, while receiver/kicker Jim O'Brien captured the national scoring title. A year later, Cook earned Rookie of the Year honors as a Cincinnati Bengal, and two years later, O'Brien kicked the game-winning field goal for the Baltimore Colts in Super Bowl V.

ALL-AMERICA TRADITION

Forty-seven Bearcats have earned All-America recognition. Mike Woods garnered first-team honors in 1977, earning him an appearance on Bob Hope's television special. Punter Kevin Huber became the first two-time First-Team Associated Press all-American in UC history when he earned the honor in 2007 and 2008. In 2021, Ahmad "Sauce" Gardner became the first position player to earn consensus All-America honors. He was a two-time First Team All-America selection in 2020 and 2021.

"THE TOE"

Jonathan Ruffin received the Lou Groza Award as the nation's top kicker in 2000 after booting a record 26 field goals. He was presented the award by ESPN's Chris Fowler. Ruffin was also a consensus All-American that year.

OUR CRADLE OF COACHES

Coaching luminaries have patrolled the sidelines at Cincinnati. College Football Hall of Fame coach Frank Cavanaugh began his 24-season career at UC. Sid Gillman, a member of the College and NFL Halls of Fame, was the architect of one of the top eras of Cincinnati football history. He directed the Bearcats to three conference titles and a pair of bowl game appearances during his six seasons (1949-54) before leaving for the professional ranks. Cincinnati, with Gillman developing the passing offenses which would make him successful in the pro ranks, became known for its aerial attack in the early 1950s. That notoriety continued long after his departure. Current head coach Luke Fickell enters his sixth year with the program having already taken the program to unprecedented heights, including two AAC Championships, two Top 10 finishes and a College Football Playoff appearance. He is a three-time AAC Coach of the Year and the 2021 consensus National Coach of the Year.

UPSET CATS

Cincinnati has been dangerous to top teams over the years, knocking off the likes of No. 8 Wisconsin, 17-12, at home in 1999, upending defending national champion Penn State in 1983 14-3 on the road, and dominating Virginia Tech, 16-0, in 1995 while allowing just 41 yards of offense. However, possibly the biggest upset in UC history came in 2006 as the Bearcats beat its highest-ranked opponent in Nippert Stadium history, blowing away then-No. 7 Rutgers, 30-11. Although not technically an underdog when the No. 7-ranked Bearcats beat No. 9 Notre Dame in South Bend, Ind., in 2021, the game marked the first-ever win over a Top 10 team on the road.

CHAMPIONSHIP FOOTBALL

Between 2008-12, UC became the only FBS AQ school to earn four conference championships in five seasons. The 2008 BIG EAST Conference Championship was the school's first since 1956. UC finished with a school-record 12 wins in 2009 and finished No. 3 in the Bowl Championship Series standings. The 2008 and 2009 squads made the first two BCS appearances in school history, playing in the Orange and Sugar Bowls, respectively. The Bearcats added BIG EAST titles in 2011 and 2012 along with their first American Athletic Conference title in 2014. UC made a school-record five-straight bowl appearances between 2011-15, playing in the Liberty, Belk - twice, Military and Hawai'i bowls. The 2020 season saw UC return to the Top-10 in all three national polls, AP, USA Today and College Football Playoff, for the first time since 2009, including UC's highest CFP ranking, No. 7 on Nov. 22 and 28, 2020. Cincinnati kept the momentum going in 2021, finishing 13-1 en route to a second straight AAC title and its first appearance in the College Football Playoff.

POLLING DATA

WEEK	AP	COACHES	CFP
Preseason	23	22	-
Sept. 4	RV	RV	-
Sept. 11	RV	RV	-
Sept. 18	RV	RV	-
Sept. 25	-	-	-
Oct. 2	-	-	-
Oct. 9	-	-	-
Oct. 16	-	-	-
Oct. 23	-	-	-
Oct. 30	-	-	-
Nov. 6	-	-	-
Nov. 13	-	-	-
Nov. 20	-	-	-
Nov. 27	-	-	-
Dec. 4	-	-	-

FINAL

IN THE POLLS

AP	APFA	CFP
1. Georgia	1. Georgia	
2. Alabama	2. Alabama	
3. Ohio State	3. Ohio State	
4. Michigan	4. Michigan	
5. Clemson	5. Clemson	
6. Oklahoma	6. Oklahoma	
7. USC	7. USC	
8. Kentucky	8. Oklahoma State	
9. Oklahoma State	9. Kentucky	
10. Arkansas	10. Arkansas	
11. Tennessee	11. NC State	
12. NC State	12. Tennessee	
13. Utah	13. Ole Miss	
14. Penn State	14. Utah	
15. Oregon	15. Penn State	
16. Ole Miss	16. Wake Forest	
17. Baylor	17. Baylor	
18. Washington	18. Oregon	
19. BYU	19. Texas	
20. Florida	20. Texas A&M	
21. Wake Forest	21. Michigan State	
22. Texas	22. Florida	
23. Texas A&M	23. BYU	
24. Pitt	24. Washington	
25. Miami (FL)	25. Miami (FL)	

NIPPERT STADIUM TOP-10 CROWDS

ATT	OPPONENT	DATE	RESULT
40,140	UConn	10/24/15	W, 37-13*
40,121	UCF	10/04/19	W, 27-24*
40,101	Miami (Fla.)	10/01/15	W, 34-23*
40,015	Houston	09/15/16	L, 40-16*
39,095	Alabama A&M	09/05/15	W, 52-10
38,919	UConn	11/09/19	W, 48-3
38,112	Miami (OH)	09/24/16	W, 27-20
38,112	Temple	09/12/15	L, 34-26
38,088	Kennesaw State	09/10/22	W, 63-10*
38,032	UCLA	08/29/19	W, 24-14

*-Sellouts

CARSON FIELD AT NIPPERT STADIUM



CARSON FIELD AT NIPPERT STADIUM HAS BEEN THE VENERABLE HOME OF THE UNIVERSITY OF CINCINNATI FOOTBALL TEAM SINCE 1901 AND PROVIDES A PHENOMENAL HOME-FIELD ENVIRONMENT.

HARD TICKET TO COME BY

- Cincinnati football officially sold out of season tickets for the 2022 football season, selling more than 23,500 to set a new school record in June.
- It's the first time UC has ever sold out of season tickets.
- Last season, UC set a record with just over 22,000 season tickets sold.

A MODERN CLASSIC

- The third-oldest NCAA FBS stadium entered a new era in 2015 following the completion of a 20-month, \$86-million, privately funded renovation and expansion project.
- The post-renovation season in 2015 coincided with the 100th anniversary of the original 1915 construction.
- UC has used the Nippert site as a playing field since 1901, making it the second-oldest playing site in the nation for college football behind Penn's Franklin Field (1895).
- Among NCAA FBS schools, Nippert is the third-oldest stadium still in use, behind Bobby Dodd Stadium (Georgia Tech - 1913), Davis Wade Stadium (Mississippi State - 1914) and ahead of Ole Miss' Vaught-Hemingway Stadium (1915) and Wisconsin's Camp Randall Stadium (1917).
- Through numerous renovations, the structure situated in the middle of the Clifton campus has retained its early-century brickwork, wrought-iron gates, and trim giving Nippert a comfortable old-time stadium charm and appeal, while remaining a classic showplace for college football.

FOR THE FANS

- Both concourses were renovated and widened and now feature nearly 75 permanent point-of-sale concession locations are available on game days.
- Concession stands feature the usual stadium staples along

- During the season-ending clash with rival Miami (OH) in 1923, Jimmy Nippert sustained a spike wound injury and died a month later from blood poisoning.
- His grandfather, James N. Gamble of Procter and Gamble, provided the funds needed to complete the horseshoe-shaped structure, and the James Gamble Nippert Memorial Stadium was dedicated on Nov. 8, 1924.
- The stadium's founder was Arch Carson, who as captain and principal organizer played a significant role in starting football on the UC campus in 1885. In 1901 as physical director of the university, Carson guided the construction of the field which was later named for him -- the playing surface is still called Carson Field.

with offerings from premium local vendors, including Frisch's, Montgomery Inn and Skyline Chili.

- Enhancements were added in 2019, including: new tailgating spots, social gathering spaces, fans-first pricing and a season-long DJ for in-game entertainment.

THE WEST PAVILION

- The most striking changes sit five stories above the west concourse. At 105,000 square feet and 130 yards long, the West Pavilion rises out of the stadium concourse in glass and angles which contain a host of new premium seating along with state-of-the-art press facilities.
- The curvature of the facility matches that of Herschede-Shank Pavilion on the east side of the stadium and contains four levels; the Margaret & Michael Valentine press and suite level, suite level, scholarship club level, and patio suites mezzanine level.
- UC went from having nearly no premium seating options to the addition of 1,100 scholarship club seats and 53 indoor and outdoor suites of varying sizes. A skywalk connects Tangeman University Center to the West Pavilion with premium area customers able to access the facility on gameday from the other side of campus.

FOR THE HISTORY BOOKS

- The Cincinnati Bengals played at Nippert from 1968-69 and MLS' FC Cincinnati played there until 2021.
- Nippert has served as a venue for numerous concerts and events, including speeches by US Presidents, Franklin D. Roosevelt (1936) and Barack Obama (2008).

ESPN COLLEGE GAMEDAY COMES TO UC IN 2021

"The best atmosphere this year (2021) for College GameDay was at Cincinnati. Man, they were so fired up. They were fired up for their team. They were fired up for the validation that having GameDay come to campus brings, and they were absolutely electric. I mean there were thousands of people for as far as you could see back on the main quad area on campus at UC not far from Nippert Stadium...Cincinnati was a great, great stop this year."

College GameDay Host Rece Davis (2021)

Thousands of Cincinnati fans attended ESPN College GameDay Built by The Home Depot on Nov. 6, 2021. The three-hour college football pregame show aired live from 9 a.m. to 12 p.m. from "The Commons" in front of Tangeman University Center adjacent to MainStreet at the center of the University of Cincinnati's West Campus. College GameDay's first-ever visit to Cincinnati registered 1,826,000 viewers, tops among Saturday morning college football pregame shows with 2,376,000 viewers in the final hour in what was essentially a three-hour commercial for the University of Cincinnati and the football program. The weekend also served as UC's homecoming and Cincinnati defeated Tulsa, 28-20, at Nippert Stadium that night.

2022 CINCINNATI FOOTBALL ALPHABETICAL ROSTER

#	NAME	POS.	HT.	WT.	CL.	HOMETOWN/HS/LAST SCHOOL
36	Will Adams ^	S	6-0	195	RSr.	Cincinnati, Ohio / Mason
11	Sammy Anderson Jr.	CB	6-0	190	RSo.	Dayton, Ohio / Trotwood-Madison
86	Lesley Andoh ^	WR	6-0	195	Fr.	Dublin, Ohio / Scioto
17	Jojo Bermudez	WR	5-10	170	Fr.	Egg Harbor City, NJ / Cedar Creek
57	Ben Blevins ^	OL	6-2	260	RSo.	Cincinnati, Ohio / La Salle
14	Patrick Body Jr.	DB	6-2	171	Fr.	Monroeville, Pa. / Gateway
17	Leroy Bowers	LB	6-1	207	RFr.	Cincinnati, Ohio / Princeton
47	Oliver Bridges	DB	6-2	202	Fr.	Potomac, Md. / The Bullis School
18	Jowon Briggs	DL	6-1	313	Sr.	Cincinnati, Ohio / Walnut Hills / Virginia
50	Jackson Brusciannelli ^	LB	5-11	238	RJr.	Chicago, Ill. / Montini Catholic
6	Ben Bryant	QB	6-3	220	RSr.	La Grange, Ill. / Lyons Township / Eastern Michigan
24	Todd Bumphis	CB	6-0	195	RSo.	Toledo, Ohio / St. Francis De Sales
12	Quincy Burroughs	WR	6-2	202	Fr.	Jacksonville, Fla. / Raines
39	Bryce Burton ^	H/K	5-10	203	RJr.	Cincinnati, Ohio / Princeton
9	Arquon Bush	CB	6-0	198	Sr.*	Cleveland, Ohio / Euclid
42	Stephan Byrd	RB	6-0	210	Fr.	Canal Winchester, Ohio / Canal Winchester
32	James Camden ^	S	6-1	200	RSo.	Cincinnati, Ohio / Anderson
21	Kalen Carroll	DB	6-1	175	Fr.	Indianapolis, Ind. / Center Grove
40	Ryan Coe	K	6-3	227	Sr.	McDonald, Pa. / South Fayette / Delaware
74	Jeremy Cooper	OL	6-4	325	RSr.	Chicago, Ill. / Mount Carmel
58	Dontay Corleone	DL	6-2	320	RFr.	Cincinnati, Ohio / Colerain
8	Isiah Cox	S	6-2	198	RFr.	Alcoa, Tenn. / Alcoa
61	Luke Dalton	OL	6-5	300	Fr.	Crystal Lake, Ill. / Marian Central Catholic
49	Jack Dingle	LB	6-4	242	RFr.	Louisville, Ky. / Trinity
29	Jacob Dingle	S	5-11	195	Sr.	Louisville, Ky. / Trinity
33	CJ Doggette	DT	6-2	270	Fr.	Pickerington, Ohio / Pickerington Central
23	Drew Donley	WR	6-2	180	RFr.	Frisco, Texas / Lebanon Trail
94	Mario Eugenio	DL	6-3	245	Fr.	Tampa, Fla. / Gaither
45	Barak Faulk ^	TE	6-3	235	RSo.	Cincinnati, Ohio / Mason
66	Landon Fickell	OL	6-4	290	RFr.	Cincinnati, Ohio / Moeller
14	Wyatt Fischer ^	WR	6-1	200	RSr.	Mount Orab, Ohio / Western Brown
31	Mason Fletcher	P	6-7	213	So.	Melbourne, Australia / ProKick
52	AI George ^	OL	6-6	286	RFr.	Byesville, Ohio / Meadowbrook
53	Gavin Gerhardt	OL	6-4	308	RSo.	Xenia, Ohio / Xenia
19	Tyler Gillison	DL	6-4	255	Fr.	Pickerington, Ohio / Pickerington Central
87	Mao Glynn II	OL	6-3	275	RFr.	Cincinnati, Ohio / Walnut Hills
79	Ethan Green	OL	6-7	290	Fr.	Fremont, Ohio / Ross
25	Jack Haglage ^	LB	6-2	220	So.	Mason, Ohio / Mason / Naval Academy
6	JQ Hardaway	DB	6-3	200	Fr.	Columbus, Ga. / Central (Phenix City Ala.)
77	Jonathan Harder	OL	6-5	314	Fr.	Delaware, Ohio / Olentangy Berlin
12	Justin Harris	CB	6-0	190	Sr.	Dayton, Ohio / Wayne
3	Ja'von Hicks	S	6-2	210	Sr.*	Cincinnati, Ohio / Colerain
37	Devin Hightower ^	LB	5-11	225	RSo.	Twinsburg, Ohio / Hoban / Michigan State
13	Jacob Hoying ^	QB	6-2	200	RFr.	Columbus, Ohio / Bishop Watterson
60	Joe Huber ^	OL	6-5	310	RSo.	Dublin, Ohio / Jerome
2	Wilson Huber	LB	6-4	250	RSr.*	Indianapolis, Ind. / Franklin Central
99	Rob Jackson	DL	6-5	280	RFr.	Philadelphia, Pa. / Archbishop Wood
73	CJ Johnson ^	OL	6-1	278	Sr.	Grand Rapids, Ohio / Liberty Center / Siena
69	Cam Jones	OL	6-8	320	RJr.	Knott County, Ky. / Fredrick Douglass
35	Daved Jones Jr.	LB	6-1	220	RSo.	Cincinnati, Ohio / Lakota West
16	Cameron Junior	LB	6-1	218	RFr.	Middletown, Ohio / Middletown
2	Corey Kiner	RB	5-9	215	So.	Cincinnati, Ohio / Roger Bacon / LSU
29	Ashton Koller ^	WR	6-1	197	RJr.	Landen, Ohio / Kings
39	Cincear Lewis	LB	6-2	215	Fr.	Kalamazoo, Mich. / Kalamazoo Central
16	Brady Lichtenberg	QB	6-1	198	RFr.	Toledo, Ohio / Saint Johns Jesuit
91	Drew Logan ^	DL	6-4	250	Fr.	North Canton, Ohio / Hoover
90	Christian Lowery ^	K	5-11	180	So.	Acworth, Ga. / Harrison
43	Jonah Lytle ^	CB	5-11	165	RFr.	Canton, Ohio / McKinley
84	Nick Mardner	WR	6-6	215	RSr.	Mississauga, Ontario / Clarkson Secondary / Hawaii
62	Matt Mason ^	OL	6-3	288	Fr.	Union, Ky. / Ryle

#	NAME	POS.	HT.	WT.	CL.	HOMETOWN/HS/LAST SCHOOL
82	Michael McCalmont ^	TE	6-3	235	RSo.	Mason, Ohio / Mason
10	Charles McClelland	RB	5-11	200	RSr.	Homerville, Ga. / Clinch County
18	Chamon Metayer	TE	6-5	257	RFr.	Miami, Fla. / North Miami
51	Lorenz Metz	OL	6-9	330	RSr.	Neuötting, Germany / Kirchdorf Wildcats
89	Jesse Meyer ^	TE	6-4	238	Fr.	Coldwater, Ohio / Coldwater
26	Myles Montgomery	RB	5-11	200	RFr.	Jacksonville, Fla. / Fletcher
22	Ryan Montgomery	RB	5-10	208	Sr.	Franklin, Ohio / Franklin
57	Ryan Mullaney ^	DL	6-2	250	RJr.	Cincinnati, Ohio / Moeller
85	Triston O'Brien ^	LS	6-3	210	RFr.	Jefferson, Ohio / NDCL
50	Dylan O'Quinn	OL	6-4	305	RSr.	Toledo, Ohio / Lake
20	Deshawn Pace	LB	6-2	215	Jr.	Cincinnati, Ohio / Colerain
0	Ivan Pace Jr.	LB	6-0	235	Sr.	Cincinnati, Ohio / Colerain / Miami [Ohio]
19	Will Pauling	WR	5-10	180	RFr.	Chicago, Ill. / Homewood-Flossmoor
46	Antwan Peek Jr. ^	DB	6-2	185	Fr.	Cincinnati, Ohio / Indian Hill
96	Dominique Perry	DL	6-2	285	RSo.	Germantown, Md. / Northwest
15	Marcus Peterson	WR	6-3	215	Fr.	Lake City, Fla. / Columbia
96	Cayson Pfeiffer	LS	6-0	213	RJr.	Columbus, Ohio / Dublin Scioto
97	Eric Phillips	DL	6-3	260	RJr.	Cincinnati, Ohio / Colerain
95	Noah Potter	DL	6-6	270	RJr.	Mentor, Ohio / Mentor / Ohio State
3	Evan Prater	QB	6-4	200	RSo.	Cincinnati, Ohio / Wyoming
76	Mitch Raifsnider ^	OL	6-8	265	RFr.	Castalia, Ohio / Margaretta / Army
37	Malik Rainey	CB	5-11	180	RFr.	Chicago, Ill. / Bolingbrook
56	Jake Renfro	OL	6-3	308	Jr.	Mokena, Ill. / Providence Catholic
38	Garrett Russell ^	K/P	5-10	190	RSr.	Wayne, Ohio / Huber Heights / Taylor
34	Caleb Schmitz	TE	6-3	236	RFr.	Lancaster, Pa. / Warwick
80	Chris Scott	WR	6-2	198	RSo.	Columbus, Ohio / Pickerington North
21	Tyler Scott	WR	5-11	185	Jr.	Norton, Ohio / Norton
92	Derrick Shepard	DL	6-3	310	Fr.	Dayton, Ohio / Archbishop Alter
36	Lewis Shepherd ^	RB	6-0	193	Jr.	Elgin, Okla. / Elgin / NE Oklahoma
5	Ja'Quan Sheppard	CB	6-2	200	Sr.	Zephyrhills, Fla. / Zephyrhills
88	Payten Singletary	TE	6-4	235	RSo.	Thomasville, Ga. / Thomasville
27	Armorian Smith	S	6-1	205	RFr.	Detroit, Mich. / River Rouge
83	Blue Smith	WR	6-5	215	RSr.	Huber Heights, Ohio / Wayne / Ohio State
41	Jakeim Sullivan ^	DB	5-10	168	Fr.	Cincinnati, Ohio / Taft
90	Jabari Taylor	DL	6-1	280	RSr.*	Akron, Ohio / Hoban
11	Leonard Taylor	TE	6-5	255	Sr.*	Springfield, Ohio / Springfield
7	Jaheim Thomas	LB	6-4	245	RSo.	Cincinnati, Ohio / Princeton
85	Jair Thomas ^	WR	6-4	200	RJr.	Cincinnati, Ohio / Winton Woods
25	Shaun Thomas ^	RB	6-0	196	RFr.	Lima, Ohio / Central Catholic
20	Jadon Thompson	WR	6-2	187	Jr.	Chicago, Ill. / Naperville Central
22	Jonathan Thompson	LB	6-2	220	Fr.	Columbus, Ohio / St. Francis De Sales
10	Bryon Threats	S	5-10	200	So.	Columbus, Ohio / Coffman
58	Dartanyan Tinsley	OL	6-5	330	Sr.	Owensboro, Ky. / Owensboro / Kentucky Christian
1	Tre Tucker	WR	5-9	185	Sr.	Akron, Ohio / CVCA
72	James Tunstall	OL	6-5	320	RSr.	Indian Head, Md. / Lackey / Stony Brook / UConn
13	Ty Van Fossen	LB	6-2	222	RSr.	Croton, Ohio / St. Francis De Sales
42	Malik Vann	DL	6-4	275	Sr.*	Cincinnati, Ohio / Fairfield
15	Taj Ward	CB	6-0	193	RSr.	Solon, Ohio / Solon
81	Josh Whyte	TE	6-6	250	RSr.	Cincinnati, Ohio / La Salle
44	Jah-Mal Williams	DL	6-4	238	RFr.	Carver Ranches, Fla. / Cardinal Gibbons
75	John Williams	OL	6-5	315	RSo.	Bolingbrook, Ill. / Bolingbrook
31	Ken Willis	DB	5-11	175	Fr.	Cincinnati, Ohio / Colerain
34	Justin Wodtly	DL	6-3	265	RSo.	Cleveland, Ohio / Cleveland Heights
4	Ethan Wright	DB/RB	6-1	200	Jr.	Akron, Ohio / Manchester
35	Brady Young ^	P	6-3	210	RFr.	Perrysburg, Ohio / Perrysburg

* - using extra year of eligibility from COVID-19 pandemic; ^ - Walk-On;

2022 CINCINNATI FOOTBALL NUMERICAL ROSTER

#	NAME	POS.	HT.	WT.	CL.	HOMETOWN/HS/LAST SCHOOL	#	NAME	POS.	HT.	WT.	CL.	HOMETOWN/HS/LAST SCHOOL
0	Ivan Pace Jr.	LB	6-0	235	Sr.	Cincinnati, Ohio / Colerain / Miami [Ohio]	38	Garrett Russell ^	K/P	5-10	190	RSr.	Wayne, Ohio / Huber Heights / Taylor
1	Tre Tucker	WR	5-9	185	Sr.	Akron, Ohio / CVCA	39	Bryce Burton ^	H/K	5-10	203	RJr.	Cincinnati, Ohio / Princeton
2	Corey Kiner	RB	5-9	215	So.	Cincinnati, Ohio / Roger Bacon / LSU	39	Cincear Lewis	LB	6-2	215	Fr.	Kalamazoo, Mich. / Kalamazoo Central
2	Wilson Huber	LB	6-4	250	RSr.*	Indianapolis, Ind. / Franklin Central	40	Leroy Bowers	LB	6-1	207	RFr.	Cincinnati, Ohio / Princeton
3	Ja'von Hicks	S	6-2	210	Sr.*	Cincinnati, Ohio / Colerain	40	Ryan Coe	K	6-3	227	Sr.	McDonald, PA / South Fayette / Delaware
3	Evan Prater	QB	6-4	200	RSo.	Cincinnati, Ohio / Wyoming	41	Jakeim Sullivan ^	DB	5-10	168	Fr.	Cincinnati, Ohio / Taft
4	Ethan Wright	DB/RB	6-1	200	Jr.	Akron, Ohio / Manchester	42	Stephan Byrd	RB	6-0	210	Fr.	Canal Winchester, Ohio / Canal Winchester
5	Ja'Quan Sheppard	CB	6-2	200	Sr.	Zephyrhills, Fla. / Zephyrhills	42	Malik Vann	DL	6-4	275	Sr.*	Cincinnati, Ohio / Fairfield
6	Ben Bryant	QB	6-3	220	RSr.	La Grange, Ill. / Lyons Township / Eastern Michigan	43	Jonah Lytle ^	CB	5-11	165	RFr.	Canton, Ohio / McKinley
6	JQ Hardaway	DB	6-3	200	Fr.	Columbus, Ga / Central (Phenix City, Ala.)	44	Jah-Mal Williams	DL	6-4	238	RFr.	Carver Ranches, Fla. / Cardinal Gibbons
7	Jaheim Thomas	LB	6-4	245	RSo.	Cincinnati, Ohio / Princeton	45	Barak Faulk ^	TE	6-3	235	RSo.	Cincinnati, Ohio / Mason
8	Isiah Cox	S	6-2	198	RFr.	Alcoa, Tenn. / Alcoa	46	Antwan Peek Jr. ^	DB	6-2	185	Fr.	Cincinnati, Ohio / Indian Hill
9	Arquon Bush	CB	6-0	198	Sr.*	Cleveland, Ohio / Euclid	47	Oliver Bridges	DB	6-2	202	Fr.	Potomac, Md. / The Bullis School
10	Charles McClelland	RB	5-11	200	RSr.	Homerville, Ga. / Clinch County	49	Jack Dingle	LB	6-4	242	RFr.	Louisville, Ky. / Trinity
10	Bryon Threats	S	5-10	200	So.	Columbus, Ohio / Coffman	50	Jackson Brusciannelli ^	LB	5-11	238	RJr.	Chicago, Ill. / Montini Catholic
11	Sammy Anderson Jr.	CB	6-0	190	RSo.	Dayton, Ohio / Trotwood-Madison	50	Dylan O'Quinn	OL	6-4	305	RSr.	Toledo, Ohio / Lake
11	Leonard Taylor	TE	6-5	255	Sr.*	Springfield, Ohio / Springfield	51	Lorenz Metz	OL	6-9	330	RSr.	Neuötting, Germany / Kirchdorf Wildcats
12	Quincy Burroughs	WR	6-2	202	Fr.	Jacksonville, Fla. / Raines	52	Al George ^	OL	6-6	286	RFr.	Byesville, Ohio / Meadowbrook
12	Justin Harris	CB	6-0	190	Sr.	Dayton, Ohio / Wayne	53	Gavin Gerhardt	OL	6-4	308	RSo.	Xenia, Ohio / Xenia
13	Jacob Haying ^	QB	6-2	200	RFr.	Columbus, Ohio / Bishop Watterson	56	Jake Renfro	OL	6-3	308	Jr.	Mokena, Ill. / Providence Catholic
13	Ty Van Fossen	LB	6-2	222	RSr.	Croton, Ohio / St. Francis De Sales	57	Ben Blevins ^	OL	6-2	260	RSo.	Cincinnati, Ohio / La Salle
14	Patrick Body Jr.	DB	6-2	171	Fr.	Monroeville, Pa. / Gateway	57	Ryan Mullaney ^	DL	6-2	250	RJr.	Cincinnati, Ohio / Moeller
14	Wyatt Fischer ^	WR	6-1	200	RSr.	Mount Orab, Ohio / Western Brown	58	Dartanyan Tinsley	OL	6-5	330	Sr.	Owensboro, Ky. / Owensboro / Kentucky Christian
15	Marcus Peterson	WR	6-3	215	Fr.	Lake City, Fla. / Columbia	58	Dontay Corleone	DL	6-2	320	RFr.	Cincinnati, Ohio / Colerain
15	Taj Ward	CB	6-0	193	RSr.	Solon, Ohio / Solon	60	Joe Huber ^	OL	6-5	310	RSo.	Dublin, Ohio / Jerome
16	Cameron Junior	LB	6-1	218	RFr.	Middletown, Ohio / Middletown	61	Luke Dalton	OL	6-5	300	Fr.	Crystal Lake, Ill. / Marian Central Catholic
16	Brady Lichtenberg	QB	6-1	198	RFr.	Toledo, Ohio / Saint Johns Jesuit	62	Matt Mason ^	OL	6-3	288	Fr.	Union, Ky. / Ryle
17	Leroy Bowers	LB	6-1	207	RFr.	Cincinnati, Ohio / Princeton	66	Landon Fickell	OL	6-4	290	RFr.	Cincinnati, Ohio / Moeller
17	Jojo Bermudez	WR	5-10	170	Fr.	Egg Harbor City, NJ / Cedar Creek	69	Cam Jones	OL	6-8	320	RJr.	Knott County, Ky. / Fredrick Douglass
18	Jowon Briggs	DL	6-1	313	Sr.	Cincinnati, Ohio / Walnut Hills / Virginia	72	James Tunstall	OL	6-5	320	RSr.	Indian Head, Md. / Lackey / Stony Brook / UConn
18	Chamon Metayer	TE	6-5	257	RFr.	Miami, Fla. / North Miami	73	CJ Johnson ^	OL	6-1	278	Sr.	Grand Rapids, Ohio / Liberty Center / Siena
19	Tyler Gillison	DL	6-4	255	Fr.	Pickerington, Ohio / Pickerington Central	74	Jeremy Cooper	OL	6-4	325	RSr.	Chicago, Ill. / Mount Carmel
19	Will Pauling	WR	5-10	180	RFr.	Chicago, Ill. / Homewood-Flossmoor	75	John Williams	OL	6-5	315	RSo.	Bolingbrook, Ill. / Bolingbrook
20	Deshawn Pace	LB	6-2	215	Jr.	Cincinnati, Ohio / Colerain	76	Mitch Raifsnider ^	OL	6-8	265	RFr.	Castalia, Ohio / Margaretta / Army
20	Jadon Thompson	WR	6-2	187	Jr.	Chicago, Ill. / Naperville Central	77	Jonathan Harder	OL	6-5	314	Fr.	Delaware, Ohio / Olentangy Berlin
21	Kalen Carroll	DB	6-1	175	Fr.	Indianapolis, Ind. / Center Grove	79	Ethan Green	OL	6-7	290	Fr.	Fremont, Ohio / Ross
21	Tyler Scott	WR	5-11	185	Jr.	Norton, Ohio / Norton	80	Chris Scott	WR	6-2	198	RSo.	Columbus, Ohio / Pickerington North
22	Ryan Montgomery	RB	5-10	208	Sr.	Franklin, Ohio / Franklin	81	Josh Whyte	TE	6-6	250	RSr.	Cincinnati, Ohio / La Salle
22	Jonathan Thompson	LB	6-2	220	Fr.	Columbus, Ohio / St. Francis De Sales	82	Michael McCalmont ^	TE	6-3	235	RSo.	Mason, Ohio / Mason
23	Drew Donley	WR	6-2	180	RFr.	Frisco, Texas / Lebanon Trail	83	Blue Smith	WR	6-5	215	RSr.	Huber Heights, Ohio / Wayne / Ohio State
24	Todd Bumphis	CB	6-0	195	RSo.	Toledo, Ohio / St. Francis De Sales	84	Nick Mardner	WR	6-6	215	RSr.	Mississauga, Ontario / Clarkson Secondary / Hawaii
25	Jack Haglage ^	LB	6-2	220	So.	Mason, Ohio / Mason / Naval Academy	85	Triston O'Brien ^	LS	6-3	210	RFr.	Jefferson, Ohio / NDCL
25	Shaun Thomas ^	RB	6-0	196	RFr.	Lima, Ohio / Central Catholic	85	Jiair Thomas ^	WR	6-4	200	RJr.	Cincinnati, Ohio / Winton Woods
26	Myles Montgomery	RB	5-11	200	RFr.	Jacksonville, Fla. / Fletcher	86	Lesley Andoh ^	WR	6-0	195	Fr.	Dublin, Ohio / Scioto
27	Armorion Smith	S	6-1	205	RFr.	Detroit, Mich. / River Rouge	87	Mao Glynn II	OL	6-3	275	RFr.	Cincinnati, Ohio / Walnut Hills
29	Jacob Dingle	S	5-11	195	Sr.	Louisville, Ky. / Trinity	88	Payten Singletary	TE	6-4	235	RSo.	Thomasville, Ga. / Thomasville
29	Ashton Koller ^	WR	6-1	197	RJr.	Landen, Ohio / Kings	89	Jesse Meyer ^	TE	6-4	238	Fr.	Coldwater, Ohio / Coldwater
31	Mason Fletcher	P	6-7	213	So.	Melbourne, Australia / ProKick	90	Christian Lowery ^	K	5-11	180	So.	Acworth, Ga. / Harrison
31	Ken Willis	DB	5-11	175	Fr.	Cincinnati, Ohio / Colerain	90	Jabari Taylor	DL	6-1	280	RSr.*	Akron, Ohio / Hoban
32	James Camden ^	S	6-1	200	RSo.	Cincinnati, Ohio / Anderson	91	Drew Logan ^	DL	6-4	250	Fr.	North Canton, Ohio / Hoover
33	CJ Doggette	DT	6-2	270	Fr.	Pickerington, Ohio / Pickerington Central	92	Derrick Shepard	DL	6-3	310	Fr.	Dayton, Ohio / Archbishop Alter
34	Caleb Schmitz	TE	6-3	236	RFr.	Lancaster, Pa. / Warwick	94	Mario Eugenio	DL	6-3	245	Fr.	Tampa, Fla. / Gaither
34	Justin Wodtly	DL	6-3	265	RSo.	Cleveland, Ohio / Cleveland Heights	95	Noah Potter	DL	6-6	270	RJr.	Mentor, Ohio / Mentor / Ohio State
35	Daved Jones Jr.	LB	6-1	220	RSo.	Cincinnati, Ohio / Lakota West	96	Dominique Perry	DL	6-2	285	RSo.	Germantown, Md. / Northwest
35	Brady Young ^	P	6-3	210	RFr.	Perrysburg, Ohio / Perrysburg	96	Cayson Pfeiffer	LS	6-0	213	RJr.	Columbus, Ohio / Dublin Scioto
36	Will Adams ^	S	6-0	195	RSr.	Cincinnati, Ohio / Mason	97	Eric Phillips	DL	6-3	260	RJr.	Cincinnati, Ohio / Colerain
36	Lewis Shepherd ^	RB	6-0	193	Jr.	Elgin, Okla. / Elgin / NE Oklahoma	99	Rob Jackson	DL	6-5	280	RFr.	Philadelphia, Pa. / Archbishop Wood
37	Devin Hightower ^	LB	5-11	225	RSo.	Twinsburg, Ohio / Hoban / Michigan State #							
37	Malik Rainey	CB	5-11	180	RFr.	Chicago, Ill. / Bolingbrook							

* - using extra year of eligibility from COVID-19 pandemic; ^ - Walk-On;

UNOFFICIAL TWO-DEEP DEPTH CHART

OFFENSE

LT	72	James Tunstall	6-5	320	R-Sr.
	75	John Williams	6-5	315	R-So.
LG	74	Jeremy Cooper	6-4	325	R-Sr.
	58	Dartanyan Tinsley	6-5	330	Sr.
C	53	Gavin Gerhardt	6-4	305	R-So.
	56	Jake Renfro	6-3	308	Jr.
RG	50	Dylan O'Quinn	6-4	305	R-Sr.
	51	Lorenz Metz	6-9	330	R-Sr.
RT	60	Joe Huber	6-5	310	R-So.
	69	Cam Jones	6-8	320	R-Jr.
TE -OR-	81	Josh Whyte	6-6	250	R-Sr.
	11	Leonard Taylor	6-5	255	*Sr.
	18	Chamon Metayer	6-5	257	R-Fr.
	88	Peyton Singletary	6-4	235	R-So.
WR	20	Jadon Thompson	6-2	187	Jr.
	84	Nick Mardner	6-6	215	Sr.
	83	Blue Smith	6-5	215	R-Sr.
WR	21	Tyler Scott	5-11	185	Jr.
	80	Chris Scott	6-2	198	R-So.
	23	Drew Donley	6-2	180	R-Fr.
WR	1	Tre Tucker	5-9	185	Sr.
	19	Will Pauling	5-10	180	R-Fr.
QB	6	Ben Bryant	6-3	220	R-Sr.
	3	Evan Prater	6-4	200	R-So.
	16	Brady Lichtenberg	6-1	198	R-Fr.
RB -OR- -OR- -OR-	10	Charles McClelland	5-11	200	R-Sr.
	22	Ryan Montgomery	5-11	208	Sr.
	26	Myles Montgomery	5-11	200	R-Fr.
	2	Corey Kiner	5-9	215	So.

DEFENSE

-OR-	DE	90	Jabari Taylor	6-1	280	*R-Sr.
		95	Noah Potter	6-6	270	R-Jr.
		34	Justin Wodtly	6-3	265	R-So.
NT		18	Jowon Briggs	6-1	313	Sr.
		58	Dontay Corleone	6-2	320	R-Fr.
		96	Dominique Perry	6-2	285	R-So.
DE		97	Eric Phillips	6-3	260	R-Jr.
		57	Ryan Mullaney	6-2	150	R-Jr.
WLB		0	Ivan Pace	6-0	235	Sr.
-OR-		7	Jaheim Thomas	6-4	245	r-So.
		35	Daved Jones Jr.	6-1	220	R-So.
MLB		2	Wilson Huber	6-4	250	*R-Sr.
		49	Jack Dingle	6-4	242	R-Fr.
SLB		20	Deshawn Pace	6-2	215	Jr.
-OR-		13	Ty Van Fossen	6-2	222	R-Sr.
BCB		5	Ja'Quan Sheppard	6-2	200	Jr.
		6	JQ Hardaway	6-3	200	Fr.
BS		10	Bryon Threats	5-10	200	So.
		29	Jacob Dingle	5-11	195	Sr.
		36	Will Adams	6-0	195	Sr.
FS		3	Ja'von Hicks	6-2	210	*Sr.
		27	Armorian Smith	6-1	205	R-Fr.
		4	Ethan Wright	6-1	200	Jr.
FCB		9	Arquon Bush	6-0	198	Sr.
-OR-		12	Justin Harris	6-0	190	R-Jr.
		24	Todd Bumphis	6-0	195	R-So.
N -OR-		15	Taj Ward	6-0	193	R-Sr.
		11	Sammy Anderson, Jr.	6-0	190	R-So.

SPECIAL TEAMS

LS	96	Cayson Pfeiffer	6-0	213	R-Jr.
	85	Triston O'Brien	6-3	210	R-Fr.
H	39	Bryce Burton	5-10	203	R-Jr.
	31	Mason Fletcher	6-7	213	So.
K	40	Ryan Coe	6-3	227	Sr.
	90	Christian Lowery	5-11	180	So.
KO	40	Ryan Coe	6-3	227	Sr.
	39	Bryce Burton	5-10	203	R-Jr.
P	31	Mason Fletcher	6-7	213	So.
	38	Garrett Russell	5-10	190	R-Sr.
PR	22	Ryan Montgomery	5-11	208	Sr.
	19	Will Pauling	5-10	180	R-Fr.
	1	Tre Tucker	5-9	185	Sr.
	20	Jadon Thompson	6-2	187	Jr.
KR	1	Tre Tucker	5-9	185	Sr.
	21	Tyler Scott	5-11	185	Jr.
	19	Will Pauling	5-10	180	R-Fr.
	10	Charles McClelland	5-11	200	R-Sr.

* - Used bonus pandemic year to return

PRONUNCIATIONS

Jowon Briggs.....jo-wan
 Jackson Bruscianelli.....brew-sha-nell-ee
 Arquon Bush.....R-Qwon
 Dontay Corleone.....Core-lee-own
 Mao Glynn II.....mah-oh
 Ja'Von Hicks.....jay-von
 Daved Jones Jr.day-vid

Corey Kiner.....Kie-ner
 Brady LichtenbergLik-ten-burg
 Chamon Metayer.....sha-mon muh-tay-err
 Lorenz Metz.....Lor-renz Mets
 Ja'quan Shepperd.....Juh-Qwan
 Armorian Smithoh-more-eee-on
 Jaheim Thomas.....Juh-heem

Jaiir Thomasjie-air
 Malik Vann.....muh-leek
 Josh Whyte.....Why-lee
 Justin WodtlyWatt-lee

HEAD COACH LUKE FICKELL | SIXTH SEASON

2021 NATIONAL COACH OF THE YEAR

University of Cincinnati football head coach Luke Fickell has elevated the Bearcats' football team to the top of college football in less than five years.

Hired as the 42nd football head coach in UC history on Dec. 10, 2016, Fickell, an Ohio native, led Cincinnati to back-to-back 11-win campaigns in 2018 and 2019 and an undefeated regular season that culminated with a Peach Bowl berth in 2020, before leading the Bearcats to the greatest season in school history in 2021. He guided the Bearcats to an appearance in the College Football Playoff Semifinals at the Cotton Bowl and the first-ever 13-0 regular-season record in school history.

It's no surprise Fickell collected eight national coach of the year honors in 2021, including the The Home Depot National Coach of the Year, Paul "Bear" Bryant Coach of the Year, the Stallings Award, the Eddie Robinson Award and the Dodd Trophy as well as accolades from the AFCA, Walter Camp Foundation and Sporting News.

Fickell has watched 16 Bearcats earn a selection in the NFL Draft, including a school-record nine draft picks in 2022, and captured AAC Coach of the Year honors three times (2018, 2020, 2021). He has firmly established his T.E.A.M. (Together Everyone Achieves More) culture on Cincinnati's Clifton Hts. campus, graduating players and instilling discipline and consistency on and off the field.

Fickell holds a 48-15 (.762) record in his five years at the helm of Cincinnati. His 44-7 mark since 2018 ranks among the Top 5 records in the nation during that span.

In 2021, the Bearcats finished as the nation's only undefeated team in the regular season and as the No. 4 seed in the College Football Playoff, capturing a spot in the CFP Semifinals at the 86th Goodyear Cotton Bowl Classic in Arlington, Texas. Cincinnati battled No. 1 Alabama tough before ultimately falling to the defending national champions at AT&T Stadium.

UC also secured a No. 2 ranking early in the fall in the Associated Press Poll — their highest ranking in school history. Cincinnati defeated No. 9 Notre Dame, 24-13, in South Bend, Ind., for its first-ever road victory over a Top 10 team, before rattling off back-to-back 50-point games for the first time in school history in dominant wins over Temple (52-3) and UCF (56-21). The Bearcats capped the season by defeating No. 16 Houston, 35-20, for their second consecutive AAC Championship title.

Cincinnati set school records for points (516) and touchdowns (70) in 2021 and extended the nation's second-longest home winning streak to 27-straight at Nippert Stadium.

UC proved to be one of the nation's most complete teams, ranking in the nation's Top 10 in both scoring offense (39.2, 8th) and scoring defense (16.1, 4th) in the regular season.

Fickell's Bearcats saw 12 players earn All-AAC First Team honors, including two-time conference offensive player of the year senior quarterback Desmond Ridder and unanimous defensive player of the year junior cornerback Ahmad "Sauce" Gardner.

Additional honors were given to senior cornerback Coby Bryant, who became the first Bearcat to win the Jim Thorpe Award, given to the nation's top defensive back, while senior linebacker Darrian Beavers was a finalist for the Butkus Award, given to the nation's top linebacker. Gardner collected several All-America First



Team honors and became the Bearcats' third consensus All-American all-time.

With Fickell at the 2022 NFL Draft in Las Vegas to support him, Gardner became the highest drafted Bearcat when he was selected by the New York Jets with the fourth overall pick of the first round on April 28. Five Bearcats in all were drafted in the Top 100 picks and UC's nine selections were the third-most in the country behind only national champion Georgia (15) and LSU (10). The draft was further proof that no program in the country is on par with Fickell's Cincinnati squad when it comes to development. Only fifth-round pick Jerome Ford, who transferred to UC from Alabama, was rated higher than a three-star by recruiting services entering college.

Fickell has firmly established his T.E.A.M. (Together Everyone Achieves More) culture on Cincinnati's Clifton Hts. campus, graduating players and instilling discipline and consistency on and off the field.

Cincinnati's four-year football players have a 100% graduation rate since Fickell arrived and four Bearcats collected Academic All-America honors in 2021 — the most of any team in the country.

Community service is a foundational pillar of Fickell's Cincinnati program. UC football players visit local elementary schools to mentor at-risk youth weekly and participate in countless reading events at schools.

Fickell is one of the founders of the 2nd & 7 Foundation, which promotes reading by providing free books and positive role models to kids in need while encouraging young athletes in the community to pay it forward.

A native of Columbus, Ohio, Fickell played football at Ohio State and graduated in 1997 with a degree in exercise science.

Fickell and his wife Amy have six children: Landon, Luca, twin sons Aydon and Ashton, and twin sons Laykon and Lucian.



PERSONAL INFORMATION

Born: August 18, 1973
Hometown: Columbus, Ohio
Wife: Amy
Children: Landon, Luca, Aydon, Ashton, Laykon, Lucian
Education: Ohio State (1997, B.S.)
Year in Coaching: 24th

PLAYING CAREER

YEAR	TEAM
1992-96	Ohio State (Nose Guard)

COACHING CAREER

YEAR	SCHOOL	POSITION
1999	Ohio State	Graduate Assistant
2000-01	Akron	Defensive Line
2002-03	Ohio State	Special Teams Coordinator
2004	Ohio State	Linebackers
2005-11	Ohio State	Co-Defensive Coord./Linebackers
2011	Ohio State	Head Coach
2012-16	Ohio State	Defensive Coord./Linebackers
2017-	Cincinnati	Head Coach

LUKE FICKELL HIGHLIGHTS

- 100% Graduation Rate
- School-Record 9 NFL Draft Picks in 2022
- Coached Ahmad "Sauce" Gardner, the No. 4 pick in the 2022 NFL Draft - UC's highest pick ever
- The Home Depot National Coach of the Year (2021)
- Werner Ladder AFCA FBS National Coach of the Year (2021)
- Paul "Bear" Bryant Coach of the Year (2021)
- Eddie Robinson Award presented by the FWAA (2021)
- The Dodd Trophy Coach of the Year (2021)
- Three-Time AAC Coach of the Year (2018, 2020, 2021)
- Back-to-Back AAC Championships (2020, 2021)
- Back-to-Back New Year's Six Bowls (2020 Peach, 2021 Cotton)
- 2021 College Football Playoff Semifinals Appearance
- Two-Time National Champion (2002, 2014)
- Coached more than 50 NFL Draft Picks, including 16 at Cincinnati

FICKELL'S HEAD COACHING RECORD

YEAR	SCHOOL	OVERALL	CONFERENCE
2011	Ohio State	6-7	3-5 Big Ten (4th)
2017	Cincinnati	4-8	2-6 American East (4th)
2018	Cincinnati	11-2	6-2 American East (3rd)
2019	Cincinnati	11-3	7-1 AAC East Champs
2020	Cincinnati	9-1	6-0 AAC Champions
2021	Cincinnati	13-1	8-0 AAC Champions
2022	Cincinnati	2-1	0-0
AT UC	FIVE SEASONS	50-16 (.758)	29-9 (.763)
TOTALS	SIX SEASONS	56-23 (.709)	32-14 (.696)



LUKE FICKELL

6 YEARS - 50-16 (.758)

2017 (4-8 OVERALL, 2-6 AMERICAN)

Aug. 31	AUSTIN PEAY	H	W	26-14
Sept. 9	@ (8) Michigan	A	L	36-14
Sept. 16	@ Miami (OH)	A	W	21-17
Sept. 23	@ Navy *	A	L	42-32
Sept. 30	MARSHALL	H	L	38-21
Oct. 7	(25) UCF *	H	L	51-23
Oct. 14	@ (18/15) USF *	A	L	33-3
Oct. 21	SMU *	H	L [OT]	31-28
Nov. 4	@ Tulane *	A	W	17-16
Nov. 10	TEMPLE *	H	L	35-24
Nov. 18	@ ECU *	A	L	48-20
Nov. 25	UCONN *	H	W	22-21

2018 (11-2 OVERALL, 6-2 AMERICAN)

Sept. 1	@ UCLA	A	W	26-17
Sept. 8	@ Miami (OH) [PBS]	A	W	21-0
Sept. 15	ALABAMA A&M	H	W	63-7
Sept. 22	OHIO	H	W	34-30
Sept. 29	@ UConn *	A	W	49-7
Oct. 6	TULANE *	H	W	37-21
Oct. 20	@ Temple *	A	L [OT]	24-17
Oct. 27	@ SMU *	A	W [OT]	26-20
Nov. 3	NAVY *	H	W	42-0
Nov. 10	USF *	H	W	35-23
Nov. 17	@ [11] UCF *	A	L	38-13
Nov. 23	ECU *	H	W	56-6
Dec. 31	Virginia Tech ^	N	W	35-31

^ - Military Bowl, Annapolis, Md.

2019 (11-3 OVERALL, 7-1 AMERICAN) • AAC EAST CHAMPS

Aug. 29	UCLA	H	W	24-14
Sept. 7	@ 5 Ohio State	A	L	42-0
Sept. 14	MIAMI (OH)	H	W	35-13
Sept. 28	@ Marshall	A	W	52-14
Oct. 4	18/19 UCF *	H	W	27-24
Oct. 12	@ Houston *	A	W	38-23
Oct. 19	TULSA *	H	W	24-13
Nov. 2	@ ECU *	A	W	46-43
Nov. 9	UCONN *	H	W	48-3
Nov. 16	@ USF *	A	W	20-17
Nov. 23	TEMPLE *	H	W	15-13
Nov. 29	@ 18 Memphis *	A	L	34-24
Dec. 7	@ 16 Memphis ^	A	L	29-24
Jan. 2	vs. Boston College %	N	W	38-6

^ - AAC Championship Game, Memphis, Tenn.; % - TicketSmarter Birmingham Bowl, Birmingham, Ala.

2020 (9-1 OVERALL, 6-0 AMERICAN) • AAC CHAMPS

Sept. 19	AUSTIN PEAY	H	W	55-20
Sept. 26	22 Army	H	W	24-10
Oct. 3	USF	H	W	28-7
Oct. 24	@ 16 SMU	A	W	42-13
Oct. 31	MEMPHIS	H	W	49-10
Nov. 7	HOUSTON	H	W	38-10
Nov. 13	ECU	H	W	55-17
Nov. 21	@ UCF	A	W	36-33
Dec. 19	23 Tulsa ^	H	W	27-24
Jan. 1	vs. 9 Georgia %	N	L	22-21

^ - AAC Championship Game, Cincinnati, Ohio; % - Chick-fil-A Peach Bowl, Atlanta, Ga.

2021 (13-1 OVERALL, 8-0 AMERICAN) • AAC CHAMPS

Sept. 4	MIAMI [OH]	H	W	49-14
Sept. 11	MURRAY STATE	H	W	42-7
Sept. 18	@ Indiana	A	w	38-24
Oct. 2	@ 9 Notre Dame	A	W	24-13
Oct. 8	TEMPLE *	H	W	52-3
Oct. 16	UCF *	H	W	56-21
Oct. 23	@ Navy *	A	W	27-20
Oct. 30	@ Tulane *	A	W	31-12
Nov. 6	TULSA * \$	H	W	28-20
Nov. 12	@ USF *	A	W	45-28
Nov. 20	SMU *	H	W	48-14
Nov. 26	@ East Carolina *	A	W	35-13
Dec. 4	21 HOUSTON ^	H	W	35-20
Dec. 31	vs. 1/1 Alabama %	N	L	27-6

^ - AAC Championship Game, Cincinnati, Ohio; % - College Football Playoff Semifinals at Goodyear Cotton Bowl Classic, Dallas, Texas, \$ - ESPN College Gameday

2022 (2-1; IN-PROGRESS)

Sept. 3	@ 19 Arkansas (ESPN)	L, 24-31
Sept. 10	KENNESAW STATE (ESPN+)	W, 63-10
Sept. 17	vs. Miami [OH] ^ (ESPN+)	W, 38-17
Sept. 24	INDIANA	3:30 p.m.
Oct. 1	@ Tulsa*	TBD
Oct. 8	USF*	TBD
Oct. 22	@ SMU*	TBD
Oct. 29	@ UCF*	TBD
Nov. 5	NAVY*	TBD
Nov. 11	EAST CAROLINA* (ESPN2)	8 p.m.
Nov. 19	@ Temple*	TBD
Nov. 26	TULANE*	TBD

All times ET. home games played at Nippert Stadium, * - American Athletic Conference game.

ALL-TIME COACHING RECORDS

COACH	TENURE	SEASONS	GAMES	W	L	T	PCT.
No Coach	1885-93	9	29	13	12	4	.517
W. Durant Berry	1894-95	2	12	6	6	0	.500
Williams Reynolds	1896	1	8	4	3	1	.562
Tom Fennell	1897	1	11	9	1	1	.864
Frank Cavanaugh	1898	1	9	6	1	2	.777
Dan Reed	1899-00	2	15	8	7	1	.531
Henry Pratt	1901	1	4	1	4	1	.250
Anthony Chez	1902-03	2	17	5	10	2	.353
Amos Foster	1904-05	2	15	11	4	0	.733
William Foley	1906	1	9	0	7	2	.111
Ralph Inott	1908	1	6	1	4	1	.250
Robert Burch	1909-11	3	26	16	8	2	.654
Lowell Dana	1912-13	2	17	8	7	2	.529
George Little	1914-15	2	18	10	8	0	.556
Ion Cortright	1916	1	9	0	8	1	.056
Frank Marty	1917	1	6	0	6	0	.000
Boyd Chambers	1918-21	4	30	12	15	3	.450
George McLaren	1922-26	5	45	16	26	3	.389
George Babcock	1927-30	4	36	12	21	3	.375
Dana King	1931-34	4	36	25	10	1	.708
Russ Cohen	1935-37	2.5	22	8	11	3	.432
Wade Woodworth	1937	0.5	6	0	6	0	.000

MOST VICTORIES

Rick Minter (1994-2003)	53
Sid Gillman (1949-54)	50
Luke Fickell (2017-present)	50
Brian Kelly (2007-09)	34
Tommy Tuberville (2013-16)	29

HIGHEST WINNING PERCENTAGE

Tom Fennell (1897)	.864
Brian Kelly (2007-09)	.850
Sid Gillman (1949-54)	.789
Frank Cavanaugh (1898)	.777
Luke Fickell (2017-present)	.758

MOST GAMES COACHED

Rick Minter (1994-2003)	117
Luke Fickell (2017-present)	66
Sid Gillman (1949-54)	64
Chuck Studley (1961-66)	60
George Blackburn (1955-60)	58

ASSISTANT COACHES & SUPPORT STAFF




GINO GUIDUGLI (PB) (guh-do-lee)
OFFENSIVE COORDINATOR/QUARTERBACKS
SIXTH SEASON • CINCINNATI '05

- A member of UC's Athletics HOF and Nippert Stadium's Ring of Honor, he was promoted to offensive coordinator in 2022 after serving as QB coach and passing game coordinator since 2020.
- Was instrumental in calling playing 2021.
- Oversaw the development of QB Desmond Ridder, a 2022 NFL Draft pick and the AAC Player of the Year in 2020 and 2021.
- Returned to UC in 2017 after six seasons at Central Michigan.
- Held nearly every UC passing record when he graduated and played professionally in the CFL and Arena League after college.
- He and his wife, Michelle, have two sons, Ryland and Ezra, and a daughter, Willow.



MIKE TRESSEL
DEFENSIVE COORDINATOR/LINEBACKERS
SECOND SEASON • CORNELL COLLEGE '96

- Started his second stint at UC in 2021 as DC/LB coach after 14 years at Michigan State. He also coached at UC from 2004-06.
- UC finished fifth in the nation in scoring defense and 10th in total defense in 2021, while six Bearcats' defenders were selected in the 2021 NFL Draft.
- Nine of his former linebackers have gone on to play in the NFL, including Butkus Award Finalist Darrian Beavers and Joel Dublanko, who were selected to the All-AAC First Team in 2021.
- Coached 28 all-conference performers in the last 15 years.
- He and his wife Megan have two children: Logan and Quincy.



KERRY COOMBS
SPECIAL TEAMS COORDINATOR/CORNERBACKS
FIRST SEASON • DAYTON '83

- Former UC DBs coach Kerry Coombs rejoined the Bearcats football staff in February 2022 as the CB coach and special teams coordinator. He coached at UC from 2007-11, too.
- Coombs spent 2020 and 2021 as Ohio State's defensive coordinator, returning after coaching the Buckeyes for six seasons (2012-17), where he mentored five first-round picks.
- As the head coach at Colerain High School in Cincinnati, he went to 10 state playoffs and won a state title in 2004.
- Coombs and his wife Holly are the parents of three grown children.



MIKE BROWN
PASSING GAME COORDINATOR/WIDE RECEIVERS
FOURTH SEASON • LIBERTY '11

- Joined the UC staff in 2019 as the wide receivers coach. He was promoted to passing game coordinator in addition to his wide receivers coaching duties in 2022.
- Coached Alec Pierce, a second-round pick in the 2022 NFL Draft.
- Previous coaching stops at Delaware, Michigan and Liberty.
- Played three seasons for the Jacksonville Jaguars (2012-14), including a 32-catch, 446-yard, two-TD season in 2013.
- Two-time All-America selection at Liberty at WR and QB.
- Brown and his wife, Dymond, have a son, Mike III.



COLIN HITSCHLER (PB)
CO-DEFENSIVE COORDINATOR/SAFETIES
FIFTH SEASON • PENN '10

- Promoted to co-defensive coordinator in 2022 after helping lead the nation's top pass defense as safeties coach in 2021.
- Joined the Bearcats as a quality control coach in 2018 before becoming safeties coach in 2020.
- He has coached three safeties selected in the NFL Draft in the last two years, including second-round pick and All-AAC First Team selection Bryan Cook in 2022.
- He came to UC from South Alabama and Arkansas State.
- He and his wife Rebecca have two daughters, Catherine and Isabel.



MIKE CUMMINGS
OFFENSIVE LINE
FIRST SEASON • BUFFALO '84

- The veteran of 35 years in collegiate coaching, he is in his first year at Cincinnati as the offensive line coach in 2022.
- Came to UC after three seasons at Central Michigan, where he coached a pair of 2022 NFL Draft picks from the CMU O-Line.
- Had five different stints at CMU, including as the OC from 2010-13, where he worked with Gino Guidugli and coached Eric Fisher, the No. 1 overall pick in the 2013 NFL Draft.
- Cummings and his wife Donna have two daughters, Elizabeth and Emily.



NATE LETTON (PB)
TIGHT ENDS
THIRD SEASON • CENTRE '15

- Enters his first season as Cincinnati's tight ends coach in 2022.
- He served as an offensive graduate assistant for the Bearcats from 2020 to 2021.
- Letton's two seasons as a graduate assistant coincided with arguably the greatest two-year stretch in UC football history.
- Letton worked closely with the offensive line, which had all five starters collect All-AAC honors in 2021.
- He is married to Madeline, and they reside in Cincinnati.



DARREN PAIGE
RUNNING BACKS
SECOND SEASON • FINDLAY '08

- Enters his second season as the RBs coach at Cincinnati.
- UC led the AAC with 34 rushing TDs in 2021.
- Coached Jerome Ford, who rushed for 1,319 yards and scored 20 TDs, before being a fifth round pick in the 2022 NFL Draft.
- Came to UC from Eastern Michigan where he coached WRs.
- Star wide receiver at University of Findlay (Ohio) before playing in the Arena Football League 2.
- He and his wife, Amanda, have a son, Brandon (Zek), and a daughter, Aniyah.



JAMES ROSS III
OUTSIDE LINEBACKERS
FIRST SEASON • MICHIGAN '16

- Enters first season as Cincinnati's outside linebackers coach.
- Three-year starter at linebacker for Michigan from 2012 to 2015. He played in 50 games and made 188 tackles.
- Ross started coaching following a brief stint with the San Diego Chargers in 2016, who signed the linebacker out of college.
- Spent three seasons as a GA at Michigan from 2018 to 2020.
- Comes to UC from Hope College (Mich.) where he coached linebackers and was named DC in 2021.
- He and his wife, Omni, have two sons, Jayce and Jax.



WALTER STEWART
DEFENSIVE LINE
FIRST SEASON • CINCINNATI '12

- Former UC team captain and All-BIG EAST selection returned to his alma mater to coach the defensive line in 2022.
- Played at UC from 2008-12 as a defensive the defensive lineman, playing in four bowls and winning four conference championships.
- In his nine years of coaching, he has mentored two All-Americans, two conference defensive players of the year, one conference player of the year and 10 all-conference selections.
- Comes to UC from Temple, where he coached defensive line.
- He and his wife, Rebecca, have a daughter, Niya, and son, Nolan.

**BRADY COLLINS**

DIRECTOR / FOOTBALL SPORTS PERFORMANCE

SIXTH SEASON • OTTERBEIN '09

- Creates, implements and oversees a modern and comprehensive sports performance program which allows student-athletes maximize their athletic potential with the latest techniques.
- Instrumental in the development of UC's school-record nine NFL Draft picks in 2022.
- Came to UC after spending the two seasons at Ohio State.
- Each year, the Bearcats hold "Squat Fest," which features a DJ and light show.
- Previously worked at Mississippi State, Kentucky and for the Bengals.
- Collins and his wife, Allie, are the parents of a daughter, Kaylee and a son, Crew.

**GREG GILLUM**

CHIEF OF STAFF

THIRD SEASON • OHIO STATE '83

- Oversees the day-to-day operations of the coaching staff and manages the football budget.
- Coordinates the execution of strategic initiatives and serves as a liaison between the football program and athletics. Manages the recruiting office along with the oversight of player development, academics and community service.
- Spent 10 years at Ohio State and coached at Akron and Ashland.
- Gillum and his wife Jody have two sons, Tyler and Tanner, and a daughter, Myriah.



JOHN WIDECAN
ASSISTANT AD/ FOOTBALL



SHERRY MURRAY
ASSOCIATE TO HEAD COACH



MITCH MAROTTI
OPERATIONS & VIDEO ASSISTANT



KELSEY SHARKEY
ASSOCIATE AD, NEW MEDIA



ADAM NIEMEYER
DIRECTOR OF FOOTBALL VIDEO



JOHN PETERSON
NIL DIRECTOR



DANNY FOLINO
SPORTS PERFORMANCE




JEREMIAH ORTIZ
SPORTS PERFORMANCE



AUSTIN STEPHAN
SPORTS PERFORMANCE



DUSTIN TRIPP
SPORTS PERFORMANCE



PAT LAMBERT
DIRECTOR OF RECRUITING



MAX STIENECKER
RECRUITING STRATEGY



ASHLEY HECIMOVICH
ON-CAMPUS RECRUITING



DALVIN JONES
DIRECTOR, FB EQUIPMENT



JASON ACHAUER
EQUIPMENT



NICK SHARP
QUALITY CONTROL



RICKY BROWN
QUALITY CONTROL



MICHAEL COLOSIMO
QUALITY CONTROL



NATHAN MEYER
QUALITY CONTROL



PARRISH GAINES
GRAD ASSISTANT - DEFENSE



JORDAN JOHNSON
GRAD ASSISTANT - OFFENSE




KURT RAWLINGS
GRAD ASSISTANT - OFFENSE



CAM CLEMENSTON
GRAD ASSISTANT - DEFENSE



COLIN RUSSO
NUTRITION




AARON HIMMLER
ASSOC. AD/SPORTS MEDICINE




MICHELE GALVIN
ASSOC. ATHLETIC TRAINER



GREG RAIMONDO
ASST. ATHLETIC TRAINER



ZACH EENHUIS
PHYSICAL THERAPY RESIDENT



JIM TERSAK
DIRECTOR OF REHAB



DR. ANGELO COLOSIMO
DIRECTOR OF ORTHOP. SERVICES



DR. JON DIVINE
HEAD TEAM PHYSICIAN



DR. MICHAEL DONAWORTH
TEAM PHYSICIAN

PLAYER PROFILES - DEFENSE

**11 // SAMMY ANDERSON JR.**

CB / JR. / 6-0 / 180

DAYTON, OHIO / TROTWOOD-MADISON HS

- Former four-star recruit from 2019 class.
- Rotates with Taj Ward at nickel back
- Has played in eight career games.

CAREER DEFENSIVE STATISTICS

SEASON	GP	SOLO	ASST	TOTAL	TFL	SACKS	INT	PD	FF	FR
2020	2	0	0	0	0	0	0	0	0	0
2021	3	1	0	1	1	0	0	0	0	0
2022	3	1	0	1	0	0	0	0	0	0
TOTALS	8	2	0	2	1	0	0	0	0	0

**18 // JOWON BRIGGS**

DL / SR. / 6-2 / 315

CINCINNATI, OHIO / VIRGINIA / WALNUT HILLS HS

- Strongest player on the team is also a married father and accomplished singer.
- Starting nose tackles had three stops at Arkansas and a sack vs. Miami (OH).
- Former Under Armor All-American who was a Freshman A-A at Virginia in 2019.

CAREER DEFENSIVE STATISTICS

SEASON	GP	SOLO	ASST	TOTAL	TFL	SACKS	INT	PD	FF	FR
2019 (UVA)	13	5	14	19	3.0	1.0	0	0	0	0
2020 (UVA)	7	5	15	20	4.0	3.0	0	0	0	0
2021	14	9	33	42	4.0	3.0	0	0	0	0
2022	3	5	8	13	1.5	1.0	0	0	0	0
TOTALS	37	24	71	95	12.5	8.0	0	0	0	0

CAREER HIGHS

TACKLES: 8, vs. Kennesaw St. 9/10/22**TACKLES FOR LOSS:** 2.0, at Wake Forest 10/17/20**SACKS:** 2.0, at Wake Forest 10/17/20**24 // TODD BUMPHIS**

CB / SO. / 6-0 / 188

TOLEDO, OHIO / ST. FRANCIS DE SALES HS

- Appeared in all 14 games in 2021 as a reserve defensive back and special teamer.
- Consensus three-star recruit who redshirted in 2020.

CAREER DEFENSIVE STATISTICS

SEASON	GP	SOLO	ASST	TOTAL	TFL	SACKS	INT	PD	FF	FR
2020	2	0	0	0	0	0	0	0	0	0
2021	14	5	3	8	0.0	0	0	1	0	0
2022	1	0	0	0	0	0	0	0	0	0
TOTALS	17	5	3	8	0.0	0	0	1	0	0

CAREER HIGHS

TACKLES: 2, SMU, 11/20/21**PASS BREAKUPS:** 1, SMU, 11/20/21**9 // ARQUON BUSH**

CB / R-SR. / 6-0 / 190

CLEVELAND, OHIO / EUCLID HS

- UC's starting field cornerback after serving as Cincinnati's nickel back from 2020-21.
- Eight career interceptions, including a momentum-swinging INT vs. Miami (OH).
- Tied for first in the nation with two kicks blocked in 2021.

CAREER DEFENSIVE STATISTICS

SEASON	GP	SOLO	ASST	TOTAL	TFL	SACKS	INT	PD	FF	FR
2018	4	3	0	3	0	0	2	4	0	1
2019	10	13	6	19	0	0	0	6	1	0
2020	9	13	8	21	2.0	0	2	5	0	0
2021	13	26	13	39	2.0	0	3	9	0	0
2022	3	6	3	9	0	0	1	1	0	0
TOTALS	39	63	30	93	4.0	0	8	25	1	1

CAREER HIGHS

POINTS SCORED: 6, ECU, 11/23/18**TOUCHDOWNS:** 1, ECU, 11/23/18**INTERCEPTIONS:** 2, ECU, 11/23/18**LONG INTERCEPTION RETURN:** 36, ECU, 11/23/18**TACKLES:** 6, Tulsa, 10/19/19 (3-3)**SACKS:** 1, Miami (OH), 09/04/21 (1-0)**TFLS:** 1.5, Army, 09/26/20 (1-0)**FUMBLES FORCED:** 1, Tulsa, 10/19/19**29 // JACOB DINGLE**

S / SR. / 5-11 / 195

LOUISVILLE, KY. / TRINITY HS

- Tied a career high with four tackles versus Kennesaw State.
- Reserve defensive back who will start on special teams.
- Brother, Jack, is a backup linebacker. Father, Nate, was a UC captain in 1993.

CAREER DEFENSIVE STATISTICS

SEASON	GP	SOLO	ASST	TOTAL	TFL	SACKS	INT	PD	FF	FR
2019	8	2	5	7	0	0	0	0	0	0
2020	9	3	2	5	0	0	0	0	0	0
2021	13	7	9	16	0	0	0	0	0	0
2022	3	1	4	5	0	0	0	0	0	0
TOTALS	33	13	20	33	0	0	0	0	0	0

CAREER HIGHS

TACKLES: 4, four times, last vs Kennesaw State 9/10/22



3 // JA'VON HICKS

S / GR. / 6-2 / 205

CINCINNATI, OHIO / COLERAIN HS

- Enters third-year as a starter and fifth season as a contributor. All-AAC HM in 2019.
- Made two tackles in 2022 debut at Arkansas and four stops vs. Miami (OH).
- Has eight career INTs, including a pick returned 45 yds for a TD vs. Kennesaw St.

CAREER DEFENSIVE STATISTICS

SEASON	GP	SOLO	ASST	TOTAL	TFL	SACKS	INT	PD	FF	FR
2018	10	5	6	11	0	0	0	1	0	0
2019	14	33	17	50	0.5	0	5	6	2	4
2020	9	9	4	13	1	0	0	2	1	1
2021	14	31	24	55	2	0	2	5	0	2
2022	3	5	8	13	0	0	1	1	0	0
TOTALS	50	83	60	143	3.5	0	8	15	3	7

CAREER HIGHS

INTERCEPTIONS: 2, at Houston, 10/12/19

LONG INTERCEPTION RETURN: 70 [8th], at Memphis, 12/07/19

TACKLES: 9, at USF, 11/16/19 (8-1), Navy, 10/23/21 (4-5)

TFLS: 1, SMU, 11/20/21

FUMBLES FORCED: 1, at Ohio State, 09/07/19; at USF, 11/16/19

FUMBLES RECOVERED: 1, 5 times



2 // WILSON HUBER

LB / R-SR. / 6-4 / 242

INDIANAPOLIS, IND. / FRANKLIN CENTRAL HS

- Holds a master's in finance, will start at LB and serve as captain. His father Darryl was also a team captain in 1988...Made five stops in first career defensive start at Arkansas...Added two stops vs. KSU and five tackles vs. Miami (OH).

CAREER DEFENSIVE STATISTICS

SEASON	GP	SOLO	ASST	TOTAL	TFL	SACKS	INT	PD	FF	FR
2018	13	2	1	3	0	0	0	0	0	0
2019	14	3	5	8	0	0	0	1	0	0
2020	8	4	1	5	2.5	1.0	0	0	0	0
2021	14	9	6	15	4.0	3.0	0	1	0	0
2022	3	1	11	12	1.5	0	0	0	0	0
TOTALS	52	19	24	43	8	4.0	0	2	0	0

CAREER HIGHS

TACKLES: 5.0, twice, vs. Miami (OH), 09/17/22

TFLS: 1.5, vs. Miami (OH), 09/17/22

SACKS: 1.0, Temple, 10/08/21, SMU, 11/20/21

PASS BREAKUPS: 1, vs Boston College, 01/02/20, Murray State, 09/11/21

BLOCKED KICKS: 1, at USF, 11/16/19; at Memphis, 12/07/19



20 // DESHAWN PACE

LB / JR. / 6-2 / 218

CINCINNATI, OHIO / COLERAIN HS

- Totaled 94 tackles and a team-high four INTs in 2021.
- Named AAC Def. Player of the Week after 10-tackle, 1 INT performance at Indiana in 2021...Blocked a FG in 2022 home opener.
- Playmaker who is brother of fellow UC LB Ivan Pace, Jr.

CAREER DEFENSIVE STATISTICS

SEASON	GP	SOLO	ASST	TOTAL	TFL	SACKS	INT	PD	FF	FR
2020	8	3	7	10	0	0	0	0	1	0
2021	14	42	44	94	9.5	0	4	2	0	0
2022	3	5	5	10	2	0	0	1	0	0
TOTALS	25	53	62	114	11.5	0	4	3	1	0

CAREER HIGHS

TACKLES: 10, at Indiana, 09/18/21 (9-1)

TFLS: 2, Navy, 10/23/21

FUMBLES FORCED: 1, East Carolina, 11/13/20

FUMBLES RECOVERED: 1, Murray State, 09/11/21

INTERCEPTIONS: 1, at Indiana, 09/18/21, USF, 11/12/21

INT RETURN YARDS: 39, at Indiana, 09/18/21



0 // IVAN PACE, JR.

LB / SR. / 6-0 / 235

CINCINNATI, OHIO / COLERAIN HS

- Ranks Top 10 nationally in tackles and TFLs.
- Totaled 12 tackles and a game-high 3.5 TFLs at Arkansas to earn AAC Honor Roll.
- Added 11 stops, one TFL and forced fumble versus Kennesaw State.
- Led UC with eight tackles, 2.0 TFLs and a sack vs. Miami (OH), where he played from 2019 to 2021.
- Ranked 10th in nation with 125 tackles in 2021; PFF MAC Def. POY at Miami (OH)
- Tied NCAA record with six sacks versus Akron in 2019.

CAREER DEFENSIVE STATISTICS

SEASON	GP	SOLO	ASST	TOTAL	TFL	SACKS	INT	PD	FF	FR
2019	12	14	5	19	7.5	7	0	0	0	0
2020	3	12	14	26	0.5	0	0	2	1	0
2021	13	60	65	125	10.5	4	1	3	0	0
2022	3	16	15	31	6.5	2	0	0	0	0
TOTALS	31	102	99	201	25	13	1	5	1	0

CAREER HIGHS

TACKLES: 18, at Ohio, 11/2/21 (Miami OH)

TFLS: 6.0, vs. Akron 09/ 25/ 21 (Miami OH)

SACKS: 6.0, vs. Akron 09/ 25/ 21 (Miami OH)

FUMBLES RECOVERED: 1, at Ohio, 11/2/21 (Miami OH)

INTERCEPTIONS: 1, at Eastern Michigan, 10/09/21 (Miami OH)

PLAYER PROFILES - DEFENSE



97 // ERIC PHILLIPS

DL / RJR. / 6-3 / 265

CINCINNATI, OHIO / COLERAIN HS

- Recovered a fumble in third quarter and made four stops at Arkansas.
- Earned first career start against Kennesaw State and made one tackle.
- Has started two games at defensive end in 2022.

CAREER DEFENSIVE STATISTICS

SEASON	GP	SOLO	ASST	TOTAL	TFL	SACKS	INT	PD	FF	FR
2019	1	0	0	0	0	0	0	0	0	0
2020	5	0	5	5	0	0	0	0	0	0
2021	9	3	2	5	0	0	0	0	0	0
2022	3	1	6	7	0	0	0	1	0	1
TOTALS	18	4	13	17	0	0	0	1	0	1

CAREER HIGHS

TACKLES: 4, at Arkansas, 9/03/22**FUMBLE RECOVERIES:** 1, at Arkansas, 9/03/22

5 // JA'QUAN SHEPPARD

CB / SR. / 6-2 / 200

ZEPHYRHILLS, FLA. / ZEPHYRHILLS HS

- Replaced Sauce Gardner as the starting boundary cornerback and made nine stops, two PBUs and one sack at Arkansas in his first career start.
- Has started all three games in 2022; made five stops with a half-TFL vs. Miami (OH).

CAREER DEFENSIVE STATISTICS

SEASON	GP	SOLO	ASST	TOTAL	TFL	SACKS	INT	PD	FF	FR
2019	9	4	2	6	0	0	0	0	0	0
2020	8	4	1	5	1.0	0	0	0	0	0
2021	9	2	1	3	0	0	0	0	0	0
2022	3	10	4	14	1.5	1.0	0	2	0	0
TOTALS	30	20	8	28	2.5	1.0	0	2	0	0

CAREER HIGHS

TACKLES: 9, at Arkansas, 09/03/22**SACKS:** 1, at Arkansas, 09/03/22

90 // JABARI TAYLOR

DL / GR. / 6-1 / 280

AKRON, OHIO / HOBAN HS

- Team captain and sixth-year defensive lineman for the Bearcats.
- Made four tackles at Arkansas...Added five stops and a 23-yd FR TD vs. KSU.
- Played quarterback early in high school before focusing on defensive line.

CAREER DEFENSIVE STATISTICS

SEASON	GP	SOLO	ASST	TOTAL	TFL	SACKS	INT	PD	FF	FR
2018	6	1	3	4	0.5	0	0	0	0	0
2019	14	9	15	24	2.0	1.0	0	0	0	0
2020	10	7	10	17	3.5	1.0	0	1	0	0
2021	14	12	17	29	5.5	2.0	0	0	1	2
2022	3	5	8	13	0.5	0	0	0	1	0
TOTALS	47	34	53	87	12	4.0	0	1	2	2

CAREER HIGHS

TACKLES: 7, at ECU, 11/26/21 (2-5)**SACKS:** 1 vs Boston College, 01/02/20 (1-0); Memphis, 10/31/20 (1-0)**TFLS:** 2.0, three times Memphis, 10/31/20

7 // JAHEIM THOMAS

LB / RSO. / 6-4 / 235

CINCINNATI, OHIO / PRINCETON HS

- Former four-star recruit from 2020 class.
- Made seven stops at outside linebacker at Arkansas, rotating in has a first teamer.
- Added nine tackles against Kennesaw State.

CAREER DEFENSIVE STATISTICS

SEASON	GP	SOLO	ASST	TOTAL	TFL	SACKS	INT	PD	FF	FR
2020	4	0	2	2	0	0	0	0	0	0
2021	12	9	14	23	0.5	0.5	0	0	0	0
2022	2	6	10	16	1.0	0	0	0	0	0
TOTALS	18	15	26	41	1.5	0.5	0	0	0	0

CAREER HIGHS

TACKLES: 9, vs. Kennesaw St., 9/10/22**TFLS:** 0.5, three times, vs. Kennesaw St., 9/10/22

10 // BRYON THREATS

S / SO. / 5-10 / 200

CINCINNATI, OHIO / COFFMAN HS

- Earned first career start at Arkansas, making six tackles.
- Appeared in 12 games at a true freshman in 2021.
- Had five tackles, a TFL and a PBU vs. Miami (OH) in second career start.

CAREER DEFENSIVE STATISTICS

SEASON	GP	SOLO	ASST	TOTAL	TFL	SACKS	INT	PD	FF	FR
2021	12	4	4	8	0	0	0	1	0	0
2022	3	8	4	12	0	1	0	1	0	0
TOTALS	15	12	8	20	0	0	0	2	0	0

CAREER HIGHS

TACKLES: 6, at Arkansas, 09/03/22**SACKS:** 1, vs. Miami (OH), 09/17/22



13 // TY VAN FOSSEN

LB / RSR. / 6-2 / 220

CROTON, OHIO / ST. FRANCIS DE SALES HS

- Fifth-year senior and team leader who rotates at SLB with Deshawn Pace.
- Made four stops at Arkansas in season opener and added two more vs. KSU.
- Had 70 tackles in 2021 and has made 117 stops over 40 career games.

CAREER DEFENSIVE STATISTICS

SEASON	GP	SOLO	ASST	TOTAL	TFL	SACKS	INT	PD	FF	FR
2018	1	0	0	0	0	0	0	1	0	0
2019	13	7	6	13	0.5	0	0	1	0	0
2020	10	19	9	28	5.0	2.0	0	0	0	1
2021	14	42	28	70	6.0	0	0	1	0	0
2022	3	1	6	7	0	0	0	2	0	0
TOTALS	41	69	49	118	11.5	2.0	0	5	0	1

CAREER HIGHS

TACKLES: 11, Tulsa, 11/6/21 (7-4)

SACKS: 1.0, USF, 10/03/20 (1-0); East Carolina, 11/13/20 (1-0), USF, 11/12/21 (1-0)

TFLS: 3.0, Houston, 11/07/20 (3-0), USF, 11/12/21

FUMBLES RECOVERED: 1, Memphis, 10/31/20

PASS BREAKUPS: 1, five times, at Miami (OH) 09/17/22



15 // TAJ WARD

DB / RSR. / 6-0 / 193

CINCINNATI, OHIO / SOLON HS

- Fifth-year senior earned first career start as UC's nickel back at Arkansas.
- Totaled four stops and a TFL against the Razorbacks.
- Appeared in 40 games over five seasons.

CAREER DEFENSIVE STATISTICS

SEASON	GP	SOLO	ASST	TOTAL	TFL	SACKS	INT	PD	FF	FR
2018	4	1	0	1	0	0	0	0	0	0
2019	13	8	4	12	0	0	0	0	0	0
2020	9	5	2	7	0	0	0	0	0	0
2021	11	5	2	7	0	0	0	0	0	0
2022	3	3	2	5	1	0	0	0	0	0
TOTALS	40	22	10	32	1	0	0	0	0	0

CAREER HIGHS

TACKLES: 4 vs. Miami (Ohio), 9/14/19, at Arkansas, 9/3/22

PASS BREAKUPS: 1 at Arkansas, 9/3/22



42 // MALIK VANN

DL / SR / 6-3 / 275

CINCINNATI, OHIO / FAIRFIELD HS

- Used bonus year of eligibility to return for fifth season, but out indefinitely after pectoral surgery.
- Made three tackles and a TFL at Arkansas in season opener.

CAREER DEFENSIVE STATISTICS

SEASON	GP	SOLO	ASST	TOTAL	TFL	SACKS	INT	PD	FF	FR
2018	12	1	7	8	1	1	0	0	0	0
2019	14	17	13	30	6.5	2.5	0	1	0	0
2020	9	12	4	16	5.0	2.0	0	0	0	0
2021	12	19	14	33	8.5	3.5	0	3	1	0
2022	2	3	0	3	1	0	0	0	0	0
TOTALS	49	52	38	90	22.0	9.0	0	4	1	0

CAREER HIGHS

TACKLES: 6, Miami (OH), 09/04/21 (4-2), Tulane, 10/30/21


SACKS: 2.0, Miami (OH), 09/14/19 (2-0)

TFLS: 2.0, Miami (OH), 09/14/19 (2-0)

PASS BREAKUPS: 1, at Houston, 10/12/19, Miami (OH), 09/04/21, Tulane 10/30/21

FORCED FUMBLE: 1, Tulane, 10/30/21

PLAYER PROFILES - OFFENSE



6 // BEN BRYANT

QB / SR. / 6-3 / 190

LAGRANGE, ILL. / EASTERN MICHIGAN / LYON TOWNSHIP HS

- Played at UC from 2018-20, redshirting the first year, starting at Memphis in 2019.
- Six career 300-yard games ...Had four 300-yard games at Eastern Michigan in 2021
- Completed first 12 passes; finished 26-35 for 337 yards and 2 TDs vs. Miami (OH).
- Tossed three TDs in first half and completed 85% of passes vs. Kennesaw State
- Threw for 325 yards and two TDs with one INT at No. 19 Arkansas in season opener.

CAREER PASSING STATISTICS

SEASON	GP	RATE	COMP	ATT	PCT.	YDS	TD	INT	LONG	AVG.
2018	1	128.75	6	8	75.0	75	0	1	18	75.0
2019	7	119.40	29	51	56.9	388	1	2	56	55.4
2020	8	156.14	11	14	78.6	90	1	0	21	11.2
2021 (EMU)	13	140.53	279	408	68.4	3121	14	7	64	240.1
2022	3	164.5	68	97	70.1	863	7	2	41	287.7
TOTALS	32	142.9	393	578	68.0	4,537	23	12	64	142.9

CAREER RUSHING STATISTICS

SEASON	GP	ATT	YDS	AVG.	TD	LONG	AVG./G
2018	1	2	-4	-2.0	0	4	-4.0
2019	7	22	35	1.6	1	21	5.0
2020	8	6	65	10.8	1	40	8.1
2021 (EMU)	13	87	-43	-0.5	2	39	-3.31
2022	3	15	-51	-3.94	0	6	-17.0
TOTALS	32	132	2	0.0	4	40	0.1

CAREER HIGHS

PASS YARDS: 354, 2 times, Ohio, 11/09/21 (EMU)**PASS ATTEMPTS:** 57, Ohio, 11/09/21 (EMU)**LONG PASS:** 64, Toledo, 11/02/21 (EMU)**COMPLETIONS:** 41, Ohio, 11/09/21 (EMU)**PASS TD'S:** 3, Toledo, 11/02/21 (EMU)**RUSH ATTEMPTS:** 11, Miami (OH), 10/09/21 (EMU)**RUSH YARDS:** 52, Texas State, 9/25/21 (EMU)**RUSHING TOUCHDOWNS:** 1, Eastern Michigan, 10/23/21 (EMU)**LONG RUSH:** 39, Texas State, 9/25/21 (EMU)**TOTAL OFFENSE YARDS:** 355, Ohio, 11/09/21, (354 pass, 1 rush) (EMU)

2 // COREY KINER

RB / SO. / 5-9 / 215

CINCINNATI, OHIO / LSU / ROGER BACON HS

- Four-star recruit and Ohio's Mr. Football in December 2020.
- Scored touchdowns in each of his first two games at LSU in 2021.
- Has scored touchdowns in each of his first three games for UC in 2022.

CAREER RUSHING STATISTICS

SEASON	GP	ATT	YDS	AVG.	TD	LONG	AVG./G
2021 (LSU)	11	79	324	4.1	2	26	29.5
2022	3	26	130	5.0	3	12	43.0
TOTALS	14	105	454	4.3	5	26	32.4

CAREER RECEIVING STATISTICS

SEASON	GP	REC	YDS	TD	LONG	AVG.
2021 (LSU)	11	2	10	0	6	5.0
2022	3	1	1	0	1	0.5
TOTALS	13	3	11	0	6	0.8

CAREER HIGHS

TOUCHDOWNS: 1, 4 times, vs. Kennesaw St., 9/10/22**RUSH ATTEMPTS:** 14, vs. Kansas State, 01/04/22 (LSU)**RUSH YARDS:** 74, Central Michigan (12 carries), 09/18/21 (LSU)**RUSH TDS:** 1, 5 times, vs. Miami (OH), 09/17/22**LONG RUSH:** 26, Central Michigan, 09/18/21 (LSU)**RECEPTIONS:** 1, 3 time, Kennesaw St., 9/10/22 (LSU)**RECEIVING YARDS:** 6, Auburn, 10/02/21 (1 catch) (LSU)**LONG RECEPTION:** 6, Auburn, 10/02/21 (LSU)**TOTAL OFFENSE ATTEMPTS:** 14, vs. Kansas State, 01/04/22 (14 rush) (LSU)**TOTAL OFFENSE YARDS:** 74, Central Michigan (12 carries), 09/18/21 (LSU)

84 // NICK MARDNER

WR / SR. / 6-6 / 215

MISSISSAUGA, ONTARIO, CANADA / HAWAII / CLINCH COUNTY HS

- Big-play receiver who joined UC in January and has 2 TDs on five catches.
- First-career catch was 35-yard touchdown at Arkansas.
- One-handed 10-yard TD on end zone fade vs. Miami (OH).
- Named to Biletnikoff Award Watch List.

CAREER RECEIVING STATISTICS

SEASON	GP	REC	YDS	TD	LONG	AVG.	AVG/G
2018	1	0	0	0	0	0	0
2019	12	5	169	2	50	33.8	14.1
2020	8	11	188	1	42	17.1	23.5
2021	13	46	913	5	79	19.8	70.2
2022	3	5	94	2	35	18.8	31.3
TOTALS	36	67	1,364	10	79	20.4	36.9

CAREER HIGHS

RECEPTIONS: 6, at Oregon State, 9/11/21 (Hawaii)**RECEIVING YARDS:** 139, at UNLV, 11/13/21 (Hawaii)**RECEIVING TDS:** 1, nine times, vs. Miami (OH), 09/17/22**LONG RECEPTION:** 79, at UNLV, 11/13/21 (Hawaii)



10 // CHARLES MCCLELLAND

RB / SR. / 5-11 / 193

HOMERVILLE, GA. / CLINCH COUNTY HS

- Suffered season-ending injuries pre-2019 and mid-2020 after solid freshman year.
- 101 yards and 2 TDs on career high 18 carries vs. Miami (OH).
- One of 15 fifth or sixth-year players

CAREER RUSHING STATISTICS

SEASON	GP	ATT	YDS	AVG.	TD	LONG	AVG./G
2018	13	63	485	7.7	4	55	37.3
2020	4	22	115	5.2	0	22	28.8
2021	13	37	190	5.1	1	28	14.6
2022	3	33	211	6.4	3	35	70.3
TOTALS	32	155	1001	6.5	8	55	31.3

CAREER RECEIVING STATISTICS

SEASON	GP	REC	YDS	TD	LONG	AVG.
2018	13	9	108	1	38	12.0
2020	4	1	5	0	5	5.0
2021	13	5	34	0	15	2.6
2022	3	7	70	0	30	23.3
TOTALS	32	22	217	1	38	6.8

CAREER HIGHS

POINTS SCORED: 12, vs. Miami (OH), 09/17/22

TOUCHDOWNS: 2, vs. Miami (OH), 09/17/22

RUSH ATTEMPTS: 18, vs. Miami (OH), 09/17/22

RUSH YARDS: 121, Alabama A&M, 09/15/18 (16 carries)

RUSH TDS: 2, vs. Miami (OH), 09/17/22

LONG RUSH: 55, ECU, 11/23/18

RECEPTIONS: 4, at Arkansa, 9/3/22

RECEIVING YARDS: 47, vs. Virginia Tech, 12/31/18 (2 receptions)

RECEIVING TDS: 1, vs. Virginia Tech, 12/31/18

LONG RECEPTION: 38, vs. Virginia Tech, 12/31/18

TOTAL OFFENSE ATTEMPTS: 16, Alabama A&M, 09/15/18 (16 rush, 0 pass)

TOTAL OFFENSE YARDS: 121, Alabama A&M, 09/15/18 (121 rush, 0 pass)



26 // MYLES MONTGOMERY

RB / RFR. / 5-11 / 200

JACKSONVILLE, FLA. / FLETCHER HS

- Rushed five times for 104 yards vs. Kennesaw State, including a 76 TD run to rebound from first-half fumble...Averaging 11.2 ypc in 2022.
- Three-star recruit out of high school... Redshirted 2021 season.

CAREER RUSHING STATISTICS

SEASON	GP	ATT	YDS	AVG.	TD	LONG	AVG./G
2021	2	0	0	0	0	0	0
2022	3	10	112	11.2	1	76	37.3
TOTALS	4	10	112	11.2	1	76	22.4

CAREER RECEIVING STATISTICS

SEASON	GP	REC	YDS	TD	LONG	AVG.
2021	2	0	0	0	0	0
2022	3	1	4	0	0	1.3
TOTALS	4	0	0	0	0	0

CAREER HIGHS

RUSH ATTEMPTS: 5, vs. Kennesaw St., 9/10/22

RUSH YARDS: 104, vs. Kennesaw St., 9/10/22

LONG RUSH: 76, vs. Kennesaw St., 9/10/22



22 // RYAN MONTGOMERY

RB / SR. / 5-10 / 205

FRANKLIN, OHIO / FRANKLIN HS

- Preseason All-American punt returner by Phil Steele.
- Paul Hornung Award Watch List (most versatile player).
- Earned first running back snaps at Arkansas, left due to injury.

CAREER PUNT RETURN STATISTICS

SEASON	GP	ATT	YDS	TD	LONG	AVG.
2019	14	28	258	0	25	9.2
2020	10	14	110	0	21	7.9
2021	14	20	229	0	30	11.5
2022	1	0	0	0	0	0
TOTALS	39	62	597	0	30	9.6

CAREER RECEIVING STATISTICS

SEASON	GP	REC	YDS	TD	LONG	AVG.
2019	14	0	0	0	0	0
2020	10	4	16	0	10	4.0
2021	14	6	42	1	19	7.0
2022	1	0	0	0	0	0
TOTALS	39	10	58	1	19	5.5

CAREER RUSHING STATISTICS

SEASON	GP	ATT	YDS	TD	LONG	AVG./G.
2019	14	20	106	2	26	7.6
2020	10	15	41	0	7	4.1
2021	14	46	312	3	55	22.3
2022	1	4	7	0	5	1.8
TOTALS	39	85	466	5	55	9.0

CAREER HIGHS

POINTS SCORED: 12, at USF, 11/12/21

TOUCHDOWNS: 2, at USF, 11/12/21

RUSH ATTEMPTS: 7, vs Boston College, 01/02/20

RUSH YARDS: 72, at USF, 11/12/21 (6 carries)

RUSH TDS: 1, vs Boston College, 01/02/20 ; UConn, 11/09/19; ECU, 11/26/21

LONG RUSH: 55, USF, 11/12/21

RECEPTIONS: 2, USF, 11/12/21

RECEIVING YARDS: 10, Memphis, 10/31/20 (1 receptions), USF, 11/12/21 (2 receptions)

LONG RECEPTION: 10, Memphis, 10/31/20

TOTAL OFFENSE ATTEMPTS: 7, vs Boston College, 01/02/20 (7 rush, 0 pass)

TOTAL OFFENSE YARDS: 47, vs Boston College, 01/02/20 (47 rush, 0 pass)

ALL-PURPOSE YARDS: 118, UCF, 10/16/21

PUNT RETURNS: 5, Miami (OH), 09/14/19 ; UConn, 11/09/19

PUNT RETURN YARDS: 63, SMU, 11/20/21 (4 returns)

LONG PUNT RETURN: 27, at Indiana, 09/18/21, SMU, 11/20/21

PLAYER PROFILES - OFFENSE



19 // WILL PAULING

WR / RFR. / 5-10 / 180

CHICAGO, ILL. / HOMEWOOD-FLOSSMOOR HS

- One of four offensive players to earn first-career start against Arkansas.
- Redshirted the 2021 season, playing in one game.
- Had a 30-yard catch on early TD drive in first half vs. Kennesaw State.

CAREER RECEIVING STATISTICS

SEASON	GP	REC	YDS	TD	LONG	AVG.
2021	4	1	6	0	6	6.0
2022	2	6	60	0	30	30
TOTALS	7	7	66	0	30	11.0

CAREER HIGHS

RECEPTIONS: 3, twice, vs. Kennesaw St., 9/10/22**RECEIVING YARDS:** 40, vs. Kennesaw St., 9/10/22**LONG RECEPTION:** 30, vs. Kennesaw St., 9/10/22

3 // EVAN PRATER

QB / RSO. / 6-4 / 200

CINCINNATI, OHIO / WYOMING HS

- Former four-star recruit from 2019 class and Ohio Mr. Football.
- Had passing and rushing TD over first two games of 2021 season.
- Connected on all four pass attempts and had a 44-yard TD versus Kennesaw St.

CAREER PASSING STATISTICS

SEASON	GP	RATE	COMP	ATT	PCT.	YDS	TD	INT	LONG	AVG.
2020	1	0.00	0	0	0	0	0	0	0	0
2021	7	116.3	5	11	45.5	38	2	1	18	5.4
2022	3	261.6	5	5	100.0	94	0	0	32	32.0
TOTALS	11	161.6	10	16	62.5	134	2	1	32	12.2

CAREER RUSHING STATISTICS

SEASON	GP	ATT	YDS	AVG.	TD	LONG	AVG./G
2020	1	2	4	2.0	0	3	4.0
2021	7	12	105	8.8	2	33	15.0
2022	3	4	72	18.0	1	44	24.0
TOTALS	11	18	181	10.1	3	44	16.5

CAREER HIGHS

PASS ATTEMPTS: 6, SMU, 11/20/21**PASSING YARDS:** 92, vs. Kennesaw St., 9/10/22**LONG PASS:** 32, vs. Kennesaw St., 9/10/22**COMPLETIONS:** 4, vs. Kennesaw St., 9/10/22**PASS TD'S:** 1, SMU, 11/20/21**RUSH ATTEMPTS:** 4, Miami (OH), 09/04/21**RUSH YARDS:** 44, twice, vs. Kennesaw St., 9/10/22**RUSHING TOUCHDOWNS:** 1, three times, Kennesaw St., 9/10/22**LONG RUSH:** 44, vs. Kennesaw St., 9/10/22**TOTAL OFFENSE ATTEMPTS:** 6, Murray State, 09/11/21 (3 rush, 3 pass)**TOTAL OFFENSE YARDS:** 144, vs. Kennesaw St., 9/10/22 (52 rush, 92 pass)**ALL-PURPOSE YARDS:** 52 vs. Kennesaw St., 9/10/22

21 // TYLER SCOTT

WR / JR. / 5-11 / 177

NORTON, OHIO / NORTON HS

- Caught 81-yard touchdown pass on second snap vs. Miami (OH) in 2021.
- Averaged 17.3 yards per catch in breakout sophomore season (second in AAC).
- First career 100-yard game vs. Miami (OH) included 41-yard TD.

CAREER RECEIVING STATISTICS

SEASON	GP	REC	YDS	TD	LONG	AVG.	AVG/G
2020	10	3	20	0	9	6.7	2.0
2021	14	30	520	5	81	17.3	37.1
2022	3	15	238	2	41	15.9	79.3
TOTALS	27	48	778	7	81	16.2	28.8

CAREER KICK RETURN STATISTICS

SEASON	GP	ATT	YDS	TD	LONG	AVG.
2020	10	0	0	0	0	0
2021	14	5	102	0	40	20.4
2022	3	1	0	0	0	0
TOTALS	26	6	102	0	40	17.0

CAREER HIGHS

RUSH ATTEMPTS: 1, Austin Peay, 09/19/20**RUSH YARDS:** 20, Austin Peay, 09/19/20 (1 carries)**LONG RUSH:** 20, Austin Peay, 09/19/20**RECEPTIONS:** 8, vs. Miami (OH), 09/17/22**RECEIVING YARDS:** 119, vs. Miami (OH), 09/17/22**RECEIVING TD'S:** 1, seven times, vs. Miami (OH), 09/17/22**LONG RECEPTION:** 81, Miami (OH), 09/04/21**TOTAL OFFENSE ATTEMPTS:** 1, Miami (OH), 09/04/21 (1 pass, 0 rush)**TOTAL OFFENSE YARDS:** 119, vs. Miami (OH), 09/17/22**ALL-PURPOSE YARDS:** 119, vs. Miami (OH), 09/17/22**LONG KICK RETURN:** 21 yards, at ECU, 11/26/22

1 // TRE TUCKER

WR / SR. / 5-9 / 185

AKRON, OHIO / CUYAHOGA VALLEY CHRISTIAN ACADEMY.

- Team captain, two-time All-AAC, and one of the nation's top kick returners
- Has two career kick return TDs, including a 99-yarder at Indiana in 2021.
- Had four catches for 66 yards at Arkansas and seven for 105 vs. Miami (OH).

CAREER RECEIVING STATISTICS

SEASON	GP	REC	YDS	TD	LONG	AVG.	AVG/G
2019	14	7	92	0	56	13.1	6.6
2020	10	18	236	3	45	13.1	23.6
2021	14	34	426	2	48	12.5	30.4
2022	3	12	183	0	25	15.3	61.0
TOTALS	41	71	937	5	56	13.2	22.9

CAREER KICK RETURN STATISTICS

SEASON	GP	ATT	YDS	TD	LONG	AVG.	AVG/G
2019	14	23	532	0	43	23.1	38.0
2020	10	13	389	1	97	29.9	38.9
2021	14	22	557	1	99	25.3	39.8
2022	3	3	64	0	29	21.3	21.2
TOTALS	41	7	1542	2	99	25.3	37.6

CAREER HIGHS

RECEPTIONS: 7, twice, vs. Miami (OH), 09/17/22, SMU, 11/20/21**RECEIVING YARDS:** 114, SMU, 11/20/21 (7 receptions)**RECEIVING TD'S:** 1, 5 times, at USF 11/12/21**LONG RECEPTION:** 56, at Marshall, 09/28/19**LONG KICK RETURN:** 99, at Indiana, 09/18/21**ALL-PURPOSE YARDS:** 138, SMU, 11/20/21



11 // LEONARD TAYLOR

TE / GR. / 6-5 / 250

SPRINGFIELD, OHIO / SPRINGFIELD HS

- Caught three passes for 20 yards and one TD at Arkansas.
- Added two catches for 20 yards and a score vs. Kennesaw State.
- Had fourth-down TD catch in win at No. 9 Notre Dame...On 2022 Mackey Watch List

CAREER RECEIVING STATISTICS

SEASON	GP	REC	YDS	TD	LONG	AVG.	AVG./G
2018	11	3	31	0	20	10.3	2.8
2019	14	4	37	1	20	9.3	2.6
2020	10	16	191	1	25	11.9	19.1
2021	14	28	268	4	44	9.6	19.1
2022	3	6	56	2	16	8.0	20
TOTALS	52	57	583	8	44	10.2	11.2

CAREER HIGHS

POINTS SCORED: 6, 7 times

TOUCHDOWNS: 1, 7 times


RECEPTIONS: 6, at UCF, 11/21/20

RECEIVING YARDS: 76, at UCF, 11/21/20 (6 receptions)

RECEIVING TDS: 1, at Arkansas, 09/03/22

LONG RECEPTION: 25, Memphis, 10/31/20

ALL-PURPOSE YARDS: 76, at UCF, 11/21/20



81 // JOSH WHYTE

TE / SR. / 6-6 / 245

CINCINNATI, OHIO / LA SALLE HS

- One of nation's top tight ends...two-time All-AAC; Third Team AA (PFF) in 2020.
- Matched a career-high with five catches for 38 yards at Arkansas.
- Added three for 36 yards and a TD versus Kennesaw St.
- Two grabs for 21 yards vs. Miami (OH).
- Has 13 career touchdown catches.

CAREER RECEIVING STATISTICS

SEASON	GP	REC	YDS	TD	LONG	AVG.	AVG./G
2018	5	0	0	0	0	0	0
2019	12	2	51	0	32	25.5	4.25
2020	10	28	353	6	30	12.6	35.3
2021	14	26	332	6	31	12.8	23.7
2022	3	10	95	1	17	9.5	31.7
TOTALS	44	66	831	13	32	12.6	18.9

CAREER HIGHS

RECEPTIONS: 5, four time, last at Arkansas, 09/03/22

RECEIVING YARDS: 81, vs. UCF 11/21/20

LONG RECEPTION: 32, vs. UConn 11/09/19

TOUCHDOWNS: 2, twice, last at Navy 10/23/21



20 // JADON THOMPSON

WR / JR. / 6-2 / 175

CHICAGO, ILL. / NAPERVILLE CENTRAL HS

- Started and had a 28-yard reception at Arkansas...Four catches for 68 yards vs. KSU
- Three catches for 29 yards in second start of 2022 vs. Miami (OH).
- Former four-star recruit from 2019 class and fifth-best player in Illinois.

CAREER RECEIVING STATISTICS

SEASON	GP	REC	YDS	TD	LONG	AVG.	AVG./G
2020	6	6	58	0	18	9.7	9.7
2021	12	14	208	0	47	14.9	17.3
2022	3	7	110	0	28	15.7	36.7
TOTALS	21	27	376	0	47	13.9	17.9

CAREER HIGHS

RECEPTIONS: 4, twice, vs. Kennesaw St., 9/10/22


RECEIVING YARDS: 79, Miami (OH), 09/04/21

LONG RECEPTION: 47, Miami (OH), 09/04/21

LONGEST PUNT RETURN: 23, vs. Miami (OH), 09/17/22

ALL-PURPOSE YARDS: 79, Miami (OH), 09/04/21

PLAYER PROFILES - SPECIAL TEAMS



31 // MASON FLETCHER

P / SO. / 6-7 / 202

MELBOURNE, AUSTRALIA / PROKICK ACADEMY

- Had two punts inside the 10 in Arkansas game, punting against his brother, Max.
- Booted two punts inside the 20 and had a then-career-long 64-yarder vs. KSU.
- Averaged 48.2 on 5 punts vs. Miami (OH), including 67-yarder and one down at 4.
- Five of 11 punts inside 20 in 2022, including three inside the 10.
- Fourth in AAC for punt average as freshman in 2021.

CAREER PUNTING STATISTICS

SEASON	NO.	YDS.	AVG.	LONG	TB	FC	I20	50+	BL
2021	50	2147	42.9	51	2	23	17	5	0
2022	11	528	48.0	67	0	4	5	4	0
TOTALS	61	2675	43.9	67	2	27	22	9	0

CAREER HIGHS

PUNT ATTEMPTS: 5, at Indiana, 09/18/21**PUNT YARDS:** 211, at Indiana, 09/18/21**LONGEST PUNT:** 67, vs. Miami (OH), 09/17/22

40 // RYAN COE

K / SR. / 6-3 / 227

MCDONALD, PA. / DELAWARE / SOUTH FAYETTE HS

- Perfect on PATs for his career, including 17-17 in 2022.
- Has 13 touchbacks on 22 kickoffs in 2022.
- Has a pair of 53-yard field goals in his career, including at Rutgers last fall.

CAREER KICKOFF STATISTICS

SEASON	NO.	YDS	AVG.	TB	OB
2019	36	2088	58.0	0	0
2020	44	2559	58.2	0	2
2021	48	2936	61.2	0	1
2022	22	1405	63.9	13	0
TOTALS	150	8998	60.0	13	3

CAREER FIELD GOAL STATISTICS

SEASON	FG	PCT.	PAT	1-19	20-29	30-39	40-49	50+	LG	BK
2020	12-17	70.8	24-24	0-0	4-4	4-5	3-4	1-4	53	1
2021	14-17	82.4	23-23	0-0	3-3	5-6	4-5	2-3	53	0
2022	2-4	50.0	17-17	0-0	2-3	0-0	0-1	0-0	26	0
TOTALS	28-38	73.0	62-62	0-0	9-10	9-11	7-10	3-7	53	1

CAREER HIGHS

FG MADE: 3, vs. Maine, 03/06/21**LONGEST FG MADE:** 53, at Rutgers, 09/18/21 and vs. Sacred Heart, 04/24/21

2022 CINCINNATI FOOTBALL

STARTERS											
OFFENSE	LT	LG	C	RG	RT	TE	WR	WR	WR	QB	RB
ARKANSAS	Tunstall	Cooper	Gerhardt	O'Quinn	Huber	Taylor	Tucker	Scott	Pauling	Bryant	R. Montgomery
KENNESAW STATE	Tunstall	Cooper	Gerhardt	O'Quinn	Huber	Taylor	Whyle (TE)	Scott	Thompson	Bryant	McClelland
MIAMI (OH)	Tunstall	Cooper	Gerhardt	O'Quinn	Huber	Whyle	Tucker	Scott	Thompson	Bryant	McClelland
INDIANA											
TULSA											
USF											
SMU											
UCF											
NAVY											
EAST CAROLINA											
TEMPLE											
TULANE											

DEFENSE	DE	DT	DE	WLB	MLB	SLB	CB	S	NB	CB	S
ARKANSAS	Vann	Briggs	Taylor	I. Pace	Huber	D. Pace	Sheppard	Hicks	Ward	Bush	Threats
KENNESAW STATE	Vann	Briggs	Taylor	I. Pace	Huber	D. Pace	Sheppard	Hicks	Phillips (DL)	Bush	Van Fossen (LB)
MIAMI (OH)	Phillips	Briggs	Taylor	I. Pace	Huber	D. Pace	Sheppard	Hicks	Ward	Bush	Threats
INDIANA											
TULSA											
USF											
SMU											
UCF											
NAVY											
EAST CAROLINA											
TEMPLE											
TULANE											

START CHART

PLAYER	2022	CAR.	CONS.	PLAYER	2022	CAR.	CONS.	PLAYER	2022	CAR.	CONS.
Jowon Briggs, DL	3	8	7	Ivan Pace, LB	3	19*	3	Ty Van Fossen, LB	1	14	0
Ben Bryant, QB	3	17*	3	Will Pauling, WR	1	1	0	Malik Vann, DE	2	13	0
Arquon Bush, CB	3	26	8	Eric Phillips, DL	2	2	2	Taj Ward, DB	2	2	1
Jeremy Cooper, OL	3	24	17	Jake Renfro, OL	0	19	0	Josh Whyle, TE	2	12	1
Gavin Gerhardt, OL	3	3	3	Tyler Scott, WR	3	8	8	John Williams, OL	0	3	0
Ja'Von Hicks, S	3	32	17	Ja'Quan Sheppard, DB	3	3	3	Ethan Wright, RB	0	1	0
Joe Huber, OL	3	3	3	Payton Singletary, TE	0	1	0				
Wilson Huber, TE	3	4	3	Jabari Taylor, DT	3	14	3				
Charles McClelland, RB	2	3	2	Leonard Taylor, TE	2	22	0				
Lorenz Metz, OL	0	22	0	Jadon Thompson, WR	2	5	2				
Ryan Montgomery, RB	1	1	0	Bryon Threats, DB	2	2	1				
Dylan O'Quinn, OL	3	24	24	Tre Tucker, WR	2	14	1				
Deshawn Pace, LB	3	7	3	James Tunstall, OL	3	23*	14				

Tunstall started nine games @ Stony Brook, Ivan Pace 16 games at Miami [OH] and Bryant 13 games at Eastern Michigan.

SCORING DRIVES

LONG PLAYS

SEPT. 3 ARKANSAS

SCORING PLAY

	QTR	CLOCK	PLAYS	YDS	TIME
Kiner 5-yard rush	3	10:59	12	75	4:01
Mardner 35-yard pass from Bryant	3	6:50	3	71	1:02
Coe 26-yard field goal	3	4:44	4	-5	1:54
Taylor 15-yard pass from Bryant	4	5:49	9	75	3:37

SEPT. 10 KENNESAW STATE

SCORING PLAY

	QTR	CLOCK	PLAYS	YDS	TIME
Whyte 17-yard pass from Bryant	1	5:35	5	42	1:31
L. Taylor 9-yard pass from Bryant	2	12:59	11	71	4:27
Scott 21-yard pass from Bryant	2	9:59	4	34	1:12
J. Taylor 23-yard fumble return	3	14:15	--	--	--
McClelland 5-yard rush	3	7:50	10	68	4:15
Hicks 45-yard interception return	3	4:34	--	--	--
Kiner 12-yard rush	4	14:11	6	77	1:31
Prater 44-yard rush	4	7:44	4	88	1:42
M. Montgomery 76-yard rush	4	3:36	1	76	0:11

SEPT. 17 MIAMI (OH)

SCORING PLAY

	QTR	CLOCK	PLAYS	YDS	TIME
McClelland 2-yard rush	1	2:44	8	70	3:20
Kiner 1-yard rush	2	9:54	7	75	2:45
Coe 26-yard field goal	2	6:11	7	39	2:16
Mardner 10-yard pass from Bryant	2	0:13	10	88	1:54
Scott 41-yard pass from Bryant	3	9:03	5	56	2:31
McClelland 15-yard rush	4	5:33	3	24	1:29

SEPT. 24 INDIANA

SCORING PLAY

	QTR	CLOCK	PLAYS	YDS	TIME
--	-----	-------	-------	-----	------

OCT. 1 TULSA

SCORING PLAY

	QTR	CLOCK	PLAYS	YDS	TIME
--	-----	-------	-------	-----	------

OCT. 8 USF

SCORING PLAY

	QTR	CLOCK	PLAYS	YDS	TIME
--	-----	-------	-------	-----	------

OCT. 22 SMU

SCORING PLAY

	QTR	CLOCK	PLAYS	YDS	TIME
--	-----	-------	-------	-----	------

OCT. 29 UCF

SCORING PLAY

	QTR	CLOCK	PLAYS	YDS	TIME
--	-----	-------	-------	-----	------

NOV. 5 NAVY

SCORING PLAY

	QTR	CLOCK	PLAYS	YDS	TIME
--	-----	-------	-------	-----	------

NOV. 11 EAST CAROLINA

SCORING PLAY

	QTR	CLOCK	PLAYS	YDS	TIME
--	-----	-------	-------	-----	------

NOV. 19 TEMPLE

SCORING PLAY

	QTR	CLOCK	PLAYS	YDS	TIME
--	-----	-------	-------	-----	------

NOV. 26 TULANE

SCORING PLAY

	QTR	CLOCK	PLAYS	YDS	TIME
--	-----	-------	-------	-----	------

LONG PLAYS (20-YARDS OR MORE)

YDS.	TYPE	PLAYER(S)	OPP.
76*	Rush	M. Montgomery	Kennesaw State
45*	INT	Hicks	Kennesaw State
44*	Rush	Prater	Kennesaw State
41*	Pass	Scott from Bryant	Miami (Ohio)
35*	Pass	Mardner from Bryant	Arkansas
35	Rush	McClelland	Arkansas
32	Pass	Metayer from Prater	Kennesaw State
31	Pass	Tucker from Bryant	Miami (Ohio)
30	Pass	Pauling from Bryant	Kennesaw State
30	Pass	Scott from Bryant	Arkansas
30	Pass	McClelland from Bryant	Arkansas
30	Rush	McClelland	Miami (Ohio)
28	Pass	Thompson from Bryant	Arkansas
26	Pass	Thompson from Prater	Kennesaw State
25	Pass	Tucker from Bryant	Arkansas
23	Pass	Scott from Bryant	Arkansas
23*	Fumble	J. Taylor	Kennesaw State
21*	Pass	Scott from Bryant	Kennesaw State
21	Pass	Scott from Bryant	Kennesaw State
20	Pass	Tucker from Bryant	Miami (Ohio)

* touchdown scored on play

SITUATIONAL RECORD UNDER COACH FICKELL

	2022	2021	2020	2019	2018	2017	FICKELL ERA
Overall	2-1	13-1	9-1	11-3	11-2	4-8	50-16
Conference Games	0-0	8-0	6-0	7-1	6-2	2-6	29-9
When playing at home	1-0	7-0	7-0	6-0	6-0	2-4	29-4
When playing on road	0-1	6-0	2-0	4-3	4-2	2-4	18-10
At Neutral Sites	1-0	0-1	0-1	1-0	1-0	0-0	3-2
When playing on natural grass	0-1	2-0	1-0	2-0	2-2	0-2	8-5
When playing on artificial turf	2-0	11-1	8-1	9-3	9-0	4-6	43-11
When playing during the day	2-1	11-1	6-1	6-3	7-1	2-4	34-11
When playing at night	0-0	2-0	3-0	5-0	4-1	2-4	16-5
When scoring first	1-0	7-0	7-1	8-1	6-1	3-1	32-4
When opponent scores first	1-1	6-1	2-0	3-2	5-1	1-7	18-12
When leading after first quarter	1-0	7-0	6-0	7-0	4-0	0-0	25-0
When trailing after first quarter	1-1	2-1	2-0	3-3	4-2	3-8	15-15
When tied after first quarter	0-0	4-0	1-1	1-0	3-0	1-0	10-1
When leading at halftime	2-0	11-0	9-1	8-1	7-0	2-0	39-2
When trailing at halftime	0-1	1-1	0-0	3-2	2-1	2-8	8-13
When tied at halftime	0-0	1-0	0-0	0-0	2-1	0-0	3-1
When leading after three quarters	2-0	12-0	8-1	9-1	8-1	2-0	41-3
When trailing after three quarters	0-1	1-1	1-0	2-2	2-1	2-8	8-13
When tied after three quarters	0-0	0-0	0-0	0-0	1-0	0-0	1-0
In overtime	0-0	0-0	0-0	0-0	1-1	0-1	1-2
When UC has more rushing yards	2-0	9-0	7-1	10-1	10-2	2-3	40-7
When opponent has more rushing yards	0-1	4-1	2-0	1-2	1-0	2-5	10-9
When UC rushes for 150 or more yards	1-0	6-0	7-0	8-2	10-2	1-2	33-6
When UC rushes for 200 or more yards	1-0	6-0	5-0	6-1	7-2	1-1	26-4
When UC holds opponent to < than 100 rushing yards	1-0	5-0	4-1	4-0	6-1	1-0	21-2
When UC holds opponent to < than 150 rushing yards	2-0	7-0	5-1	9-0	9-2	2-3	34-6
When UC has more passing yards	2-1	10-0	5-0	6-0	7-0	3-1	33-3
When opponent has more passing yards	0-0	3-1	4-1	6-3	4-2	1-7	18-14
When UC passes for 200 or more yards	2-1	10-0	6-1	4-2	6-0	2-4	30-8
When UC passes for 300 or more yards	1-1	2-0	2-0	0-0	4-0	0-1	9-2
When UC holds opponent to < than 200 passing yards	2-0	8-1	4-0	5-0	7-0	1-2	27-3
When UC holds opponent to < than 150 passing yards	2-0	8-0	2-0	4-0	4-0	1-1	27-1
When UC holds opponent to < than 100 passing yards	0-0	2-0	2-0	2-0	1-0	1-1	8-1
When UC has more total yards	2-0	10-0	9-0	5-1	8-0	2-1	36-2
When opponent has more total yards	0-1	3-1	0-1	6-2	1-2	2-7	12-14
When UC has 300 or more yards	2-1	12-0	9-1	9-2	8-2	3-6	43-12
When UC has 400 or more yards	2-1	7-0	5-0	6-2	9-0	1-3	30-6
When UC has 500 or more yards	1-0	4-0	6-0	2-0	3-0	0-0	16-0
When UC has 600 or more yards	0-0	0-0	1-0	0-0	3-0	0-0	4-0
When UC has 700 or more yards	0-0	0-0	0-0	0-0	1-0	0-0	1-0
When UC has more first downs	2-1	8-0	6-0	6-0	9-2	2-0	33-3
When opponent has more first downs	0-0	4-1	3-1	5-3	2-1	2-7	16-13
When first downs are equal	0-0	1-0	0-0	0-0	0-0	0-1	1-1
When UC forces more turnovers	1-0	9-1	3-1	5-0	5-0	1-1	24-3
In games decided by < than three points	0-0	0-0	2-1	4-0	0-0	2-1	8-2
In games decided by < than seven points	0-1	0-0	2-1	4-1	3-1	3-0	12-4
In black jerseys	1-0	5-0	5-0	5-0	6-0	2-4	24-4
In white jerseys	1-1	5-1	3-0	4-3	5-2	2-4	20-11
In red jerseys	0-0	3-0	1-1	2-0	0-0	0-0	6-1

THE LAST TIME

SCORING

Scored 30 or more points	38 vs. Miami (OH) (09/17/22)
Scored 40 or more points	63 vs. Kennesaw State (09/10/22)
Scored 50 or more points	63 vs. Kennesaw State (09/10/22)
Scored 60 or more points	63 vs. Kennesaw State (09/10/22)
Scored 70 or more points	72 vs. Austin Peay (09/03/11)

TOTAL OFFENSE

Had more than 400 total yards	478 vs. Miami (OH) (09/17/22)
Had more than 450 total yards	478 vs. Miami (OH) (09/17/22)
Had more than 500 total yards	525 vs. Kennesaw State (09/10/22)
Had more than 550 total yards	653 vs. ECU (11/13/20)
Had more than 600 total yards	653 vs. ECU (11/13/20)
Had more than 650 total yards	653 vs. ECU (11/13/20)
Had more than 700 total yards	741 vs. Alabama A&M (09/15/18)

RUSHING OFFENSE

Rushed for 150 or more yards	232 vs. Kennesaw State (09/10/22)
Rushed for 200 or more yards	232 vs. Kennesaw State (09/10/22)
Rushed for 250 or more yards	232 vs. Kennesaw State (09/10/22)
Rushed for 300 or more yards	349 vs. UCF (10/14/21)
Rushed for 350 or more yards	409 vs. Alabama A&M (09/15/18)
Rushed for 400 or more yards	409 vs. Alabama A&M (09/15/18)

PASSING OFFENSE

Passed for 250 or more yards	341 vs. Miami (OH) (09/17/22)
Passed for 300 or more yards	341 vs. Miami (OH) (09/17/22)
Passed for 350 or more yards	354 vs. ECU (11/13/20)
Passed for 400 or more yards	400 @ Tulsa (11/25/16)
Passed for 450 or more yards	523 @ Houston (11/07/15)
Passed for 500 or more yards	523 @ Houston (11/07/15)
Passed for 600 or more yards	620 @ Memphis (09/24/15)

SCORING DEFENSE

Allowed 0 points	0 vs. Navy (11/03/18)
Allowed 3 or fewer points	3 vs. Temple (10/08/21)
Allowed 7 or fewer points	3 vs. Temple (10/08/21)
Allowed 10 or fewer points	10 vs. Kennesaw State (09/10/22)
Allowed 14 or fewer points	10 vs. Kennesaw State (09/10/22)

TOTAL DEFENSE

Allowed fewer than 75 total yards	53 vs. Kansas (09/20/97)
Allowed fewer than 100 total yards	87 @ Miami OH (09/21/13)
Allowed fewer than 125 total yards	87 @ Miami OH (09/21/13)
Allowed fewer than 150 total yards	129 @ UConn (11/22/14)
Allowed fewer than 175 total yards	164 vs. Boston College (01/02/20)
Allowed fewer than 200 total yards	183 vs. Miami (OH) (09/17/22)
Allowed fewer than 225 total yards	183 vs. Miami (OH) (09/17/22)
Allowed fewer than 250 total yards	183 vs. Miami (OH) (09/17/22)

RUSHING DEFENSE

Allowed 0 or fewer yards	-3 @ Miami OH (10/01/11)
Allowed 25 or fewer yards	5 vs. Memphis (10/31/20)
Allowed 50 or fewer yards	5 vs. Memphis (10/31/20)
Allowed 75 or fewer yards	67 vs. Miami (OH) (09/17/22)
Allowed 100 or fewer yards	67 vs. Miami (OH) (09/17/22)

PASSING DEFENSE

Allowed 0 passing yards	-1 vs. Xavier (10/09/71)
Allowed 50 or fewer yards	47 vs. Navy (11/03/18)
Allowed 100 or fewer yards	66 vs. SMU (11/20/21)
Allowed 150 or fewer yards	116 vs. Miami (OH) (09/17/22)
Allowed 175 or fewer yards	116 vs. Miami (OH) (09/17/22)
Allowed 200 or fewer yards	116 vs. Miami (OH) (09/17/22)

SPECIAL SITUATIONS

Scored on the first play from scrimmage	Scott 53-yard pass from Ridder vs. SMU (11/20/21)
Had a game-winning field goal	Cole Smith, 34 yards vs. Tulsa (12/19/20)
Kicked a 50-yard field goal	Alex Bales, 52 yards at Navy (10/23/21)
UC shutout its opponent	vs. Navy (11/03/18, W, 42-0)
UC was shutout	@ No. 5 Ohio State (09/07/19, L 42-0)
Converted a 2-point play	Leonard Taylor from Desmond Ridder at Indiana (09/18/21)
A player score a pass, rush and rec. TD in same game	Desmond Ridder vs SMU (11/20/21)

INDIVIDUAL RUSHING

Had a player rush for 100 or more yards	101 by Charles McClelland vs. Miami (OH) (09/17/22)
Had a player rush for 150 or more yards	187 by Jerome Ford vs. Houston (12/04/21)
Had a player rush for 200 or more yards	212 by Mike Boone vs. USF (10/24/14)
Had a player rush for 225 or more yards	238 by Richard Hall vs. Miami OH (09/11/04)
Had two players rush for 100 or more yards	184 (Doaks) & 103 (Ridder) vs. Houston (11/07/20)
Had a player rush for 2 or more TDs	2 by Charles McClelland vs. Miami (OH) (09/17/22)
Had a player rush for 3 or more TDs	4 by Jerome Ford vs. UCF (10/14/21)
Had a player rush for 4 or more TDs	4 by Jerome Ford vs. UCF (10/14/21)
Had a player rush for 5 or more TDs	6 by Ike Stewart vs. Transylvania (10/05/1912)

INDIVIDUAL PASSING

Had a player pass for 200 or more yards	337 by Ben Bryant vs. Miami (OH) (09/17/22)
Had a player pass for 250 or more yards	337 by Ben Bryant vs. Miami (OH) (09/17/22)
Had a player pass for 300 or more yards	337 by Ben Bryant vs. Miami (OH) (09/17/22)
Had a player pass for 350 or more yards	352 by Desmond Ridder @ SMU (10/27/18)
Had a player pass for 400 or more yards	523 by Gunner Kiel @ Houston (11/07/15)
Had a player pass for 450 or more yards	523 by Gunner Kiel @ Houston (11/07/15)
Had a player pass for 500 or more yards	523 by Gunner Kiel @ Houston (11/07/15)
Had a player pass for 2 or more TDs	2 by Ben Bryant vs. Miami (OH) (09/17/22)
Had a player pass for 3 or more TDs	3 by Ben Bryant vs. Kennesaw State (09/10/22)
Had a player pass for 4 or more TDs	4 by Desmond Ridder vs. Miami OH (09/04/21)
Had a player pass for 5 or more TDs	5 by Gunner Kiel vs. UCF (10/31/15)
Had a player pass for 6 or more TDs	6 by Gunner Kiel vs. Toledo (09/12/14)
Had a player complete 20 passes	26 by Ben Bryant vs. Miami (OH) (09/17/22)
Had a player complete 30 passes	31 by Desmond Ridder at South Florida (11/12/21)
Had a player complete 35 passes	35 by Deontey Kenner @ Southern Miss (10/23/99)
Had a player complete 10 straight passes	12 by Ben Bryant vs. Miami (OH) (09/17/22)
Had a player complete 10 straight passes to open game	12 by Ben Bryant vs. Miami (OH) (09/17/22)
Had a player throw 30 passes	35 by Ben Bryant vs. Miami (OH) (09/17/22)
Had a player throw 35 passes	35 by Ben Bryant vs. Miami (OH) (09/17/22)
Had a player throw 40 passes	43 by Ben Bryant at Arkansas (9/03/22)
Had a player throw 45 passes	50 by Desmond Ridder @ SMU (10/27/18)
Had a player throw 50 passes	50 by Desmond Ridder @ SMU (10/27/18)

INDIVIDUAL RECEIVING

Had a player with 10 or more receptions in a game	12 by Kahlil Lewis @ SMU (10/27/18)
Had a player with 11 or more receptions in a game	12 by Kahlil Lewis @ SMU (10/27/18)
Had a player with 12 or more receptions in a game	12 by Kahlil Lewis @ SMU (10/27/18)
Had a player with 13 or more receptions in a game	15 by Shaq Washington @ ECU (11/28/15)
Had a player with 14 or more receptions in a game	15 by Shaq Washington @ ECU (11/28/15)
Had a player with 15 or more receptions in a game	15 by Shaq Washington @ ECU (11/28/15)
Had a player receive 100 or more yards	T. Scott (119), T. Tucker (105) vs. Miami (OH) (09/17/22)
Had a player receive 150 or more yards	203 by Kahlil Lewis vs. ECU (11/23/18)
Had a player receive 200 or more yards	203 by Kahlil Lewis vs. ECU (11/23/18)
Had a player receive 250 or more yards	254 by Tom Rossley vs. Louisville (11/09/68)
Had a player receive for 2 or more TDs	2 by Alec Pierce vs. SMU (11/20/21)
Had a player receive for 3 or more TDs	3 by Kahlil Lewis vs. ECU (11/23/18)

GAMES AGAINST RANKED TEAMS

Beat a top 25 team	No. 16 Houston, 35-20 (12/04/21)
Beat a top 10 team	@ No. 9 Notre Dame, 24-13 (10/02/21)
Beat a ranked opponent @ home	No. 16 Houston, 35-20 (12/04/21)
Beat a ranked opponent on the road	@ No. 9 Notre Dame, 24-13 (10/02/21)
Beat a ranked opponent @ a neutral site	vs. No. 25 vs. Virginia Tech (FedEx Field/09/29/12)
Beat back-to-back ranked opponents	10/30/08-11/08/08 #24 USF & @ #20 West Virginia
Lost to a ranked opponent @ home	No. 25 UCF, 51-23 (10/07/17)

RETURNS/SPECIAL TEAMS/DEFENSE

Returned a KO for a TD	Tre Tucker, 99 yards at Indiana (09/18/21)
Returned a Punt for a TD	Mardy Gilyard, 53 yards (9/12/09 vs. SEMO)
Had Two Interceptions	2 by Coby Bryant vs. USF (10/03/20)
Had Three Interceptions	3 by Mike Tyson @ Purdue (09/10/16)
Recorded a Safety	@ UCLA (09/01/18)
Returned an INT for a TD	JaVon Hicks, 45 yards vs. Kennesaw State (09/10/22)
Returned 2 INTs for TDs	D. Battle-30 yards & C. Cheatham-53 yards vs. Akron (9/17/11)
Recovered a fumble in endzone for a TD	Josiah Deguara @ Marshall (09/28/19)
Returned a fumble for a TD	Jabari Taylor vs. Kennesaw State (09/10/21)
Executed a successful onside kick	Kick by Miliano/Recovered by Morrison @ Rutgers (11/16/13)
Blocked a FG	Deshawn Pace on a 49-yard field goal vs. Kennesaw State (09/10/22)
Blocked a PAT	Lorenz Metz vs. Temple (11/23/19 - fourth quarter)
Returned a blocked PAT for 2 points	Coby Bryant, 98 yards vs. Temple (11/23/19)

SINGLE-GAME TEAM OFFENSE

Most Points	124 vs. Transylvania (1912)
Most Touchdowns	14 vs. Transylvania (1912)
Most Rushing Attempts	83 vs. Louisiana-Monroe (1977)
Most Rushing Yards	464 vs. Case-Western Reserve (1953)
	464 vs. Virginia Military Institute (1953)
Most Rushing Touchdowns	14 vs. Transylvania (1912)
Most Passing Attempts	64 at Memphis (2015)
Most Passes Completed	38 at Memphis (2015)
Most Passing Yards	620 at Memphis (2015)
Most Interceptions Thrown	6 vs. Xavier (1972)
Most Touchdown Passes	6 vs. Toledo (2014); vs. Illinois (2009)
Most Offensive Plays	100 at Memphis (2015)
Most Yards Total Offense	752 at Memphis (2015)
Most First Downs	38 at Memphis (2015); 38 vs. Austin Peay (2018)
Most Fumbles	15 vs. Louisville (1970)
Most Fumbles Lost	7 vs. Virginia Military Institute (1951)
Most Turnovers	9 vs. Xavier (1955)
	9 vs. Hardin-Simmons (1955)
	9 vs. Virginia Military Institute (1951)
Most Penalties	18 vs. Kansas State (1951)
Most Penalty Yards	176 vs. Louisville (1968)
Most Punts	13 vs. Pittsburgh (1981)
	13 vs. Mississippi State (1948)
Most Punting Yards	510 vs. Louisville (1996)
Most Punt Return Yards	177 vs. Ohio (1949)
Most Kickoff Return Yards	295 vs. Memphis (1971)
Fewest Rushing Attempts	15 vs. Illinois (2009)
Fewest Rushing Yards	-23 vs. Rutgers (2005)
Fewest Passes Completed	0 vs. Dayton (1970)
Fewest Passing Yards	0 vs. Dayton (1970)
Fewest Yards Total Offense	46 vs. North Texas State (1959)
Fewest First Downs	3 vs. West Virginia (1989)
Fewest Penalties	1 five times
	vs. Rutgers (1994), vs. Louisville (1966), vs. Memphis (1966), vs. Army (1963), vs. Hawaii (1954)
Fewest Yards Penalized	4 vs. Memphis (1966)
Fewest Punts	0 vs. Miami (OH) (2008)
	0 vs. Memphis (1998)
	0 vs. Miami (OH) (1954)

SINGLE-GAME TEAM DEFENSE

Fewest Rushing Attempts Allowed	17 vs. Dayton (1961)
Fewest Rushing Yards Allowed	-46 vs. Kansas (1997)
Fewest Passing Attempts	1 vs. Boston College (1964)
Fewest Pass Completions Allowed	0 six times
	vs. Louisville (1974), vs. Ohio (1973), vs. Boston College (1964), vs. Indiana (1963), vs. Ohio (1949)
Fewest Passing Yards Allowed	-1 vs. Xavier (1971)
Fewest Yards Total Offense Allowed	18 vs. Louisiana-Lafayette (1973)
Most Points Allowed	81 vs. Penn State (1991)
Most Rushing Attempts Allowed	86 vs. West Virginia (1969)
Most Rushing Yards Allowed	539 vs. Northern Illinois (1989)
Most Passing Attempts Allowed	67 vs. Louisville (1997)
Most Pass Completions Allowed	37 vs. East Carolina (1997)
Most Passing Yards Allowed	482 vs. Florida (2010)
Most Yards Total Defense Allowed	742 vs. Louisville (1998)
Most Passes Intercepted	7 vs. Kansas State (1951)
Most Interception Return Yards	162 vs. Dayton (1956)
Most Turnovers Forced	8 vs. Rice (1974)

SINGLE-GAME INDIVIDUAL OFFENSE

Rushing Attempts	45 by Steve Cowan vs. Ohio (1970)
Rushing Yards	306 by Bob Hynes vs. Case Western Reserve (1923)
Yards Per Rush	29.5 by Mike Boone at Miami (OH) (4 carries, 118 yards) (2015)
Rushing Touchdowns	6 by Ike Stewart vs. Transylvania (1912)
	6 by Bob Heuck vs. Transylvania (1912)
Passing Attempts	59 by Deontey Kenner vs. Southern Miss (1999)
Passing Completions	35 by Deontey Kenner vs. Southern Miss (1999)
	35 by Greg Cook vs. Ohio (1968)
Passing Yards	557 by Hayden Moore at Memphis (2015)
Passing Touchdowns	6 by Gunner Kiel (2014); by Tony Pike vs. Illinois (2009)
Interceptions Thrown	6 by Mike Shoemaker vs. Xavier (1972)
Receptions	15 by Shaq Washington at East Carolina (2015)
Receiving Yards	254 by Tom Rossley vs. Louisville (1968)
Yards Per Reception	73.7 by Chris Moore at Ohio State (3 receptions, 221 yards) (2014)
Receiving Touchdowns	3 by eight players, last by Chris Moore at Ohio State (2014)
All-Purpose Yards (Rsh., Rec. and Ret.)	381 by Mardy Gilyard at Pittsburgh (2009)
Total Yards	564 by Hayden Moore at Memphis (2015)
Total Points	51 by Ike Stewart vs. Transylvania (1912)
Touchdowns	8 by Ike Stewart vs. Transylvania (1912)
Extra Points Made	12 by Alonzo Weiss vs. Transylvania (1912)
Field Goals Made	4 by 10 players, last by Andrew Gantz at Memphis (2015)
Punts	13 by Phil Peckich at Pittsburgh (1981)
Punting Yards	510 by Steve Smith at Louisville (1996)
Punting Average	59.7 by Kevin Huber vs. Marshall (3 punts) (2007)
Kickoff Returns	8 by Mardy Gilyard at Pittsburgh (2009)
	8 by LaDaris Vann vs. East Carolina (1999)
Kickoff Return Yards	256 by Mardy Gilyard at Pittsburgh (2009)
Kickoff Returns For Touchdowns	1 by 20 players
	last by Mardy Gilyard at Pittsburgh (2009)
Punt Returns	7 by Mike Daniels vs. Western Carolina (2005)
	7 by Tinker Keck vs. Kansas (1997)
	7 by Charley Bland vs. Villanova (1973)
Punt Return Yards	161 by Gene Gibson vs. Ohio (1949)
Punt Return Touchdowns	2 by Tinker Keck vs. Louisville (1997)
	2 by Gene Gibson vs. Ohio (1949)

SINGLE-GAME INDIVIDUAL DEFENSE

Total Tackles	19 by Greg Blair at Louisville (10/26/12) *
	Frank Callicott vs. UAB (11/30/02) *
	Jeff Luc vs. Miami (Ohio) (9/20/14) *
Tackles For A Loss	5.5 by Brandon Mills vs. Rutgers (11/20/10) *
Sacks	4.0 by Alex Daniels at Miami (Ohio) (10/3/09) *
	Antwan Peek vs. Louisiana-Monroe (12/1/01) *
Forced Fumbles	3 by Antwan Peek vs. Louisiana Monroe (12/1/01) *
Fumble Recoveries	2 by Willis Edwards vs. Memphis (10/26/02) *
	Ivan Fields at Memphis (11/11/00) *
	Jeff Luc vs. USF (10/14/14) *
	Wes Richardson at NC State (9/16/10) *
Pass Break Ups	4 by Zach Norton vs. Louisville (10/27/01) *
Interceptions	4 by Bob Hynes vs. Ohio Northern (1923)
Interception Return Yards	123 by Shawn Ferguson vs. Memphis (1998)
Interception Returns for Touchdowns	2 by Shawn Ferguson vs. Memphis (1998)
Blocked Kicks	2 by Connor Barwin at Marshall (10/3/08) *
	Antwan Peek vs. Miami (10/28/00) *

* - Since 2000

@Arkansas
SEPTEMBER 3, 2022
FAYETTEVILLE, ARKANSAS



vs Kennesaw State
SEPTEMBER 10, 2022
CINCINNATI, OHIO



	1	2	3	4	F
Cincinnati	0	0	17	7	24
Arkansas	7	7	10	7	31

SCORING PLAYS

1st	06:18	ARK	Jefferson 15-yd rush [C.Little kick]
			3-29 0:55, CIN 0 - ARK 7
2nd	00:17	ARK	Knox 5-yd pass from Jefferson [C.Little kick]
			7-70 0:57, CIN 0 - ARK 14
3rd	10:59	CIN	Kiner 5-yd rush [R.Coe kick]
			12-75 4:01, CIN 7 - ARK 14
3rd	08:00	ARK	Haselwood 19-yd pass from Jefferson [C.Little kick]
			8-75, 02:59, CIN 7 - ARK 21
3rd	06:50	CIN	Mardner 35-yd pass from Bryant [R.Coe kick]
			3-71 01:02, CIN 14 - ARK 21
3rd	04:44	CIN	R.Coe 26-yd FG
			4-5 1:54, CIN 17 - ARK 21
3rd	01:28	ARK	C.Little 32-yd FG
			11-61, 03:16, CIN 17 - ARK 24
4th	09:26	ARK	Knox 32-yd pass from Jefferson [C.Little kick]
			2-49 0:26, CIN 17 - ARK 31
4th	05:49	CIN	Taylor 15-yd pass from Bryant [R.Coe kick]
			9-75, 03:37, CIN 24 - ARK 31

	CIN	ARK
FIRST DOWNS	24	23
RUSHES-YARDS (NET)	31-146	45-224
PASSING YDS (NET)	325	223
Passes Att-Comp-Int.	26-43-1	18-26-0
TOTAL OFFENSE PLAYS-YARDS	74-438	71-447
Fumble Returns-Yards	0-0	1-2
Punt Returns-Yards	2-37	1-3
Kickoff Returns-Yards	1-29	1-16
Interception Returns-Yards	0-0	1-51
Punts (Number-Avg)	4-185	6-231
Fumbles-Lost	2-1	3-1
Penalties-Yards	10-65	7-63
Possession Time	31:24	28:36
Third-Down Conversions	8 of 16	8 of 16
Fourth-Down Conversions	1 of 1	0 of 0
Red-Zone Scores-Chances	3-4	4-4
Sacks By: Number-Yards	2-19	3-28

RUSHING: Cincinnati- KINER, Corey 12-59; MCCLELLAND, Charles 5-44; PRATER, Evan 1-8; TUCKER, Tre 1-8; MONTGOMERY, Ryan 4-7; MONTGOMERY, Myles 3-4; BRYANT, Ben 5-(-17)

Arkansas- SANDERS, Raheim 20-117; JEFFERSON, K.J. 18-62; GREEN, AJ 3-18; DUBINION, Rashod 2-16; HORNSBY, Malik 1-13; HASELWOOD, Jadon 1-(-2)

PASSING: Cincinnati- BRYANT, Ben 26-43-1-325. Arkansas- JEFFERSON, K.J. 18-26-0-223

RECEIVING: Cincinnati- SCOTT, Tyler 5-77; WHYLE, Josh 5-38; TUCKER, Tre 4-66; MCCLELLAND, Charles 4-42; TAYLOR, Leonard 3-20; PAULING, Will 3-19; MARDNER, Nick 2-35; THOMPSON, Jadon 1-28
Arkansas- KNOX, Trey 6-75; LANDERS, Matt 3-43; HASELWOOD, Jadon 3-42; SANDERS, Raheim 3-12; THOMPSON, Warren 2-22; DUBINION, Rashod 1-29

	1	2	3	4	F
Kennesaw State	0	3	0	7	10
Cincinnati	7	14	21	21	63

SCORING PLAYS

1st	5:35	CIN	Whyte 17-yd pass from Bryant [R.Coe kick]
			5-42 1:31, CIN 7 - KSU 0
2nd	12:59	CIN	Taylor 9-yd pass from Bryant [R.Coe kick]
			11-71, 4:27, CIN 14 - KSU 0
2nd	9:59	CIN	Scott 21-yd pass from Bryant [R.Coe kick]
			4-34, 1:12, CIN 21 - KSU 0
2nd	4:20	KSU	Robertson 30-yd FG
			4-7, 1:43, CIN 21 - KSU 3
3rd	14:15	CIN	J. Taylor 23-yd fumble return [R.Coe kick]
			--, --, CIN 28 - KSU 3
3rd	7:50	CIN	McClelland 5-yd rush [R.Coe kick]
			10-68, 4:15, CIN 35 - KSU 3
3rd	4:34	CIN	Hicks 45-yd INT return [R.Coe kick]
			--, --, CIN 42 - KSU 3
4th	14:11	CIN	Kiner 12-yd rush [R.Coe kick]
			6-77, 1:31, CIN 49 - KSU 3
4th	9:26	KSU	Daniels 4-yd rush [Robertson kick]
			10-75, 4:45, CIN 49 - KSU 10
4th	7:44	CIN	Prater 44-yd rush [R.Coe kick]
			4-88, 1:42, CIN 56 - KSU 10
4th	3:36	CIN	M. Montgomery 76-yd rush [R.Coe kick]
			1-76, 0:11, CIN 63 - KSU 10

	KSU	CIN
FIRST DOWNS	15	24
RUSHES-YARDS (NET)	61-142	30-232
PASSING YDS (NET)	111	293
Passes Att-Comp-Int.	7-15-1	21-25-0
TOTAL OFFENSE PLAYS-YARDS	76-253	55-525
Fumble Returns-Yards	0-0	1-23
Punt Returns-Yards	0-0	0-0
Kickoff Returns-Yards	0-0	3-35
Interception Returns-Yards	0-0	1-45
Punts (Number-Avg)	6-129	2-102
Fumbles-Lost	3-1	2-1
Penalties-Yards	0-0	10-90
Possession Time	38:08	21:52
Third-Down Conversions	8 of 20	5 of 8
Fourth-Down Conversions	0 of 2	0 of 0
Red-Zone Scores-Chances	2-2	4-4
Sacks By: Number-Yards	1-6	2-17

RUSHING: Cincinnati- Montgomery 5-104, McClelland 10-66, Prater 1-44, Kiner 7-40, Bryant 3-(-14).

Kennesaw- DANIELS 21-59, MURPHY 13-28, CLEMONS 6-17, SHEPHERD 7-14, HARDY 5-10, FOSTER 3-7, LAY 3-5, FARROW 1-4, LEDET 1-4, COUSIN 1-(-6)

PASSING: Cincinnati- BRYANT 17-20-201-3, Prater 4-5-0-92.

Kennesaw- SHEPHERD 4-11-0-60, MURPHY 3-4-0-51.

RECEIVING: Cincinnati- THOMPSON 4-68, SCOTT 3-42, PAULING 3-41, WHYLE 3-36, METAYER 1-32, TAYLOR 2-20, SCOTT 1-15, MCCLELLAND 1-14, TUCKER 1-12, MARDNER 1-2, KINER 1-1.

Kennesaw- COUSIN 4-71, BOHANNON 1-26, FOSTER 2-14.

GAME-BY-GAME RECAPS

@ MIAMI (OH)
SEPTEMBER 17, 2022
CINCINNATI, OHIO (PAYCOR STADIUM)



	1	2	3	4	F
Cincinnati	7	17	7	7	38
Miami (OH)	10	7	0	0	17

SCORING PLAYS

1st	11:34	MIA	Hippenhammer 36-yd pass from Smith (Nicholson kick)
			7 - 75, 3:26, CIN 0 - MIA 7
1st	06:04	MIA	Nicholson 36-yd field goal
			8 - 31, 3:16, CIN 0 - MIA 10
1st	2:44	CIN	McClelland 2-yd run [R.Coe kick]
			8-70, 3:20, CIN 7 - MIA 10
2nd	4:20	MIA	Coldiron 2-yd pass from Smith (Nicholson kick)
			2-20, 0:46, CIN 7 - MIA 17
2nd	12:39	CIN	Kiner 1-yd run [Coe,Ryan kick]
			7-75, 2:45, CIN 14 - MIA 17
2nd	6:11	CIN	Coe, 26-yd field goal
			7-39, 2:16, CIN 17 - MIA 17
2nd	0:13	CIN	Mardner 10-yd pass from Bryant [R.Coe kick]
			10-88, 1:54, CIN 24 - MIA 17
3rd	9:03	CIN	Scott 41-yd pass from Bryant [R.Coe kick]
			5-56, 2:31, CIN 31 - MIA 17
4th	5:33	KSU	McClelland 15-yd run [R.Coe kick]
			3-24, 1:29, CIN 38 - MIA 17

	MIA	CIN
FIRST DOWNS	13	25
RUSHES-YARDS (NET)	36-67	36-137
PASSING YDS (NET)	116	341
Passes Att-Comp-Int.	9-21-1	27-36-1
TOTAL OFFENSE PLAYS-YARDS	57-183	72-478
Fumble Returns-Yards	0-0	0-0
Punt Returns-Yards	3-34	3-32
Kickoff Returns-Yards	0-0	2-(-5)
Interception Returns-Yards	1-4	1-0
Punts (Number-Avg)	7-330	5-241
Fumbles-Lost	2-0	5-2
Penalties-Yards	6-60	10-99
Possession Time	28:44	31:16
Third-Down Conversions	1 of 11	7 of 14
Fourth-Down Conversions	0 of 2	0 of 0
Red-Zone Scores-Chances	2-3	5-5
Sacks By: Number-Yards	3-28	4-13

RUSHING: Cincinnati- McClelland 18-101, Kiner 7-32, Prater 2-20, Montgomery 2-4, Bryant 7-8.

Miami- DAVIS 7-32, TRACY 9-26, MOZEE 8-22, SMITH 10-15,

PASSING: Cincinnati- BRYANT 26-35-337-2, Prater 1-1-4-20.

Miami- SMITH 9-21-116-2,

RECEIVING: Cincinnati- SCOTT 8-119, TUCKER 7-105, MARDNER 3-47, WHYLE 2-21, TAYLOR 1-16, MCCLELLAND 2-14, THOMPSON 2-14, MCCLELLAND 2-14, Montgomery 1-4, SCOTT 1-1.

MIAMI- HIPPENHAMMER 4-62, WALKER 1-28, COLDIRON 2-15, DAVIS 2-11

2022 COMBINED STATISTICS

Rushing

Player	gp	att	gain	loss	net	avg	td	lg	avg/g
Charles McClelland	3	33	213	2	211	6.4	3	35	70.3
Corey Kiner	3	26	132	2	130	5.0	3	12	43.3
Ben Bryant	3	15	22	73	-51	-3.4	0	6	-17.0
Myles Montgomery	3	10	115	3	112	11.2	1	76	37.3
Ryan Montgomery	1	4	9	2	7	1.8	0	5	7.0
Evan Prater	3	4	72	0	72	18.0	1	44	24.0
Tre Tucker	3	1	8	0	8	8.0	0	8	2.7
Team	3	4	0	7	-7	-1.8	0	0	-2.3
Total	3	97	571	89	482	5.0	8	76	160.7
Opponents	3	142	517	84	433	3.0	2	37	144.3

Passing

Player	gp	effic	comp-att-int	pct	yds	td	lg	avg/g
Ben Bryant	3	164.5	68-97-2	70.1	863	7	41	287.7
Evan Prater	3	261.3	5-5-0	100.0	96	0	32	32.0
Total	3	169.3	73-102-2	71.6	959	7	41	319.7
Opponents	3	136.0	34-62-2	54.8	450	5	36	150.0

Receiving

Player	gp	no.	yds	avg	td	lg	avg/g
Tyler Scott	3	15	238	15.9	2	41	79.3
Tre Tucker	3	12	183	15.3	0	31	61.0
Josh Whyte	3	10	95	9.5	1	17	31.7
Charles McClelland	3	7	70	10.0	0	30	23.3
Jadon Thompson	3	7	110	15.7	0	28	36.7
Leonard Taylor	3	6	56	9.3	2	16	18.7
Will Pauling	2	6	60	10.0	0	30	30.0
Nick Mardner	3	5	94	18.8	2	35	31.3
Chris Scott	3	2	16	8.0	0	15	5.3
Corey Kiner	3	1	1	1.0	0	1	0.3
Chamon Metayer	3	1	32	32.0	0	32	10.7
Myles Montgomery	3	1	4	4.0	0	4	1.3
Total	3	73	959	13.1	7	41	319.7
Opponents	3	34	450	13.2	5	36	150.0

Punt Returns

Player	no.	yds	avg	td	lg
Jadon Thompson	3	32	10.7	0	23
Tre Tucker	2	37	18.5	0	30
Total	5	69	13.8	0	30
Opponents	4	37	9.3	0	35

Interceptions

Player	no.	yds	avg	td	lg
Ja'von Hicks	1	0	0.0	0	0
Arquon Bush	1	0	0.0	0	0
Total	2	0	0.0	1	0
Opponents	2	55	27.5	0	51

Kick Returns

Player	no.	yds	avg	td	lg
Tre Tucker	3	64	21.3	0	29
Charles McClelland	1	-5	-5.0	0	0
Ryan Mullaney	1	0	0.0	0	0
Tyler Scott	1	0	0.0	0	0
Total	6	59	9.8	0	29
Opponents	1	16	16.0	0	16

Fumble Returns

Player	no.	yds	avg	td	lg
Jabari Taylor	1	0	0.0	1	0
Eric Phillips	1	0	0.0	0	0
Jadon Thompson	1	0	0.0	0	0
Tyler Scott	1	0	0.0	0	0
Total	4	0	0.0	1	0
Opponents	4	2	0.5	0	2

2022 COMBINED STATISTICS

Scoring

Player			PAT						pts
	td	fg	kick	rush	rcv	pass	dxp	saf	
Ryan Coe	-	2-4	17-17	-	-	-	-	-	23
Charles McClelland	3	-	-	-	-	-	-	-	18
Corey Kiner	3	-	-	-	-	-	-	-	18
Leonard Taylor	2	-	-	-	-	-	-	-	12
Nick Mardner	2	-	-	-	-	-	-	-	12
Tyler Scott	2	-	-	-	-	-	-	-	12
Jabari Taylor	1	-	-	-	-	-	-	-	6
Josh Whyte	1	-	-	-	-	-	-	-	6
Evan Prater	1	-	-	-	-	-	-	-	6
Myles Montgomery	1	-	-	-	-	-	-	-	6
Total	17	2-4	17-17	0	0	0	0	0	125
Opponents	7	3-4	7-7	0	0	0	0	0	58

Field Goals

Player	fg	pct.	01-19	20-29	30-39	40-49	50-99	lg	blk
Ryan Coe	2-4	50.0	0-0	2-3	0-0	0-1	0-0	26	0
Opponents	3-4	75.0	0-0	0-0	3-3	0-1	0-0	36	1

FG Sequence

Team Name	Cincinnati	Opponents
Arkansas	25,48,(26)	(32)
Miami (OH)	(26)	(36)
Kennesaw St.		49,(30)

Numbers in (parentheses) indicate field goal was made

All Purpose

Player	g	rush	rcv	pr	kr	ir	total	avg/g
Tre Tucker	3	8	183	37	64	0	292	97.3
Charles McClelland	3	211	70	0	-5	0	276	92.0
Tyler Scott	3	0	238	0	0	0	238	79.3
Jadon Thompson	3	0	110	32	0	0	142	47.3
Corey Kiner	3	130	1	0	0	0	131	43.7
Myles Montgomery	3	112	4	0	0	0	116	38.7
Josh Whyte	3	0	95	0	0	0	95	31.7
Nick Mardner	3	0	94	0	0	0	94	31.3
Evan Prater	3	72	0	0	0	0	72	24.0
Will Pauling	2	0	60	0	0	0	60	30.0
Leonard Taylor	3	0	56	0	0	0	56	18.7
Chamon Metayer	3	0	32	0	0	0	32	10.7
Chris Scott	3	0	16	0	0	0	16	5.3
Ryan Montgomery	1	7	0	0	0	0	7	7.0
Ben Bryant	3	-51	0	0	0	0	-51	-17.0
Team	3	-7	0	0	0	0	-7	-2.3
Total	3	482	959	69	59	0	1569	523.0
Opponents	3	433	450	37	16	55	991	330.3

Total Offense

Player	g	plays	rush	pass	total	avg/g
Ben Bryant	3	112	-51	863	812	270.7
Charles McClelland	3	33	211	0	211	70.3
Evan Prater	3	9	72	96	168	56.0
Corey Kiner	3	26	130	0	130	43.3
Myles Montgomery	3	10	112	0	112	37.3
Tre Tucker	3	1	8	0	8	2.7
Ryan Montgomery	1	4	7	0	7	7.0
Team	3	0	-7	0	-7	-2.3
Total	3	199	482	959	1441	480.3
Opponents	3	204	433	450	883	294.3

Punting

Player	no.	yds	avg	lg	tb	fc	i20	50+	blk
Mason Fletcher	11	528	48.0	67	0	4	5	4	0
Total	11	528	48.0	67	0	4	5	4	0
Opponents	18	732	40.7	55	1	8	2	3	0

Kickoffs

Player	no.	yds	avg	tb	ob	retn	net	ydl
Ryan Coe	22	1405	63.9	13	0			
Total	22	1405	63.9	13	0	1	40.8	24
Opponents	13	741	57.0	5	0	4	41.4	23

2022 TEAM STATISTICS

Team Statistics

	UC	OPP
Scoring	125	58
Points per game	41.7	19.3
Points Off Turnovers	24	20
First Downs	73	51
Rushing	23	23
Passing	45	22
Penalty	5	6
Rushing Yardage	482	433
Yards gained rushing	571	517
Yards lost rushing	89	84
Rushing attempts	97	142
Average per rush	5.0	3.0
Average per game	160.7	144.3
TDs Rushing	8	2
Passing Yardage	959	450
Comp-Att-Int	73-102-2	34-62-2
Average per pass	9.4	7.3
Average per catch	13.1	13.2
Average per game	319.7	150.0
TDs Passing	7	5
Total offense	1441	883
Total plays	199	204
Average per play	7.2	4.3
Average per game	480.3	294.3
Kick returns: #-Yards	6-59	1-16
Punt returns: #-Yards	5-69	4-37
Int returns: #-Yards	2-0	2-55
Kick return average	9.8	16.0
Punt return average	13.8	9.3
Int return average	0.0	27.5
Fumbles-Lost	9-4	8-4
Penalties-Yards	30-254	13-123
Average per game	84.7	41.0
Punts-Yards	11-528	18-732
Average per punt	48.0	40.7
Net punt average	44.6	35.7
Kickoffs-Yards	22-1405	13-741
Average per kick	63.9	57.0
Net kick average	40.8	41.4
Time of possession / game	28:11	31:49
3rd-down conversion	20/38	17/47
3rd-down pct	53%	36%
4rd-down conversion	1/1	0/4



2022 TEAM STATISTICS

	UC	OPP
4rd-down pct	100%	0%
Sacks by-Yards	7-38	8-73
Misc Yards	0	0
Touchdowns scored	17	7
Field goals - attempts	2-4	3-4
On-Side kicks	0-0	0-0
Red-zone scores	(12-13) 92%	(8-9) 89%
Red-zone touchdowns	(10-13) 77%	(5-9) 56%
PAT-attempts	(17-17) 100%	(7-7) 100%
2-point conversion-attempts	(0-0) 0%	(0-0) 0%
Attendance	39014	74751
Games / Avg per game	1/39014	1/74751
Neutral site games	-	1/30109

Score by Periods

Team	1st	2nd	3rd	4th	OT	TOT
Cincinnati	14	31	45	35	0	125
Opponents	17	17	10	14	0	58

2022 TEAM GAME-BY-GAME COMPARISON

Opponent	Score	First Downs				Rushing Number-Yards	Passing		Total Offense Plays-Yards	Return Yards	Turn- Overs
		Total	Rush	Pass	Pen		Comp-Att.-Int	Yards			
Arkansas	24-31	24 / 23	7 / 11	15 / 11	2 / 1	31-113 / 45-224	26-43-1 / 18-26-0	325 / 223	74-438 / 71-447	66 / 72	2 / 1
Kennesaw St.	63-10	24 / 15	9 / 8	15 / 5	0 / 2	30-232 / 61-142	20-23-0 / 7-15-1	293 / 111	53-525 / 76-253	35 / 0	1 / 3
Miami (OH)	38-17	25 / 13	7 / 4	15 / 6	3 / 3	36-137 / 36-67	27-36-1 / 9-21-1	341 / 116	72-478 / 57-183	27 / 38	3 / 2
Totals	125-58	73 / 51	23 / 23	45 / 22	5 / 6	97-482 / 142-433	73-102-2 / 34-62-2	959 / 450	199-1441 / 204-883	128 / 110	6 / 6

Opponents	3rd Down Conversion	4th Down Conversion	Time of Possession	TOP Margin	Avg Yds/Rush	Avg Yds/Pass	Avg Yds/Play	Punting Number-Avg	Penalties Number-Yards	Sacks
Arkansas	8-16 / 8-16	1-1 / 0-0	31:24 / 28:36	02:48	3.6 / 5.0	7.6 / 8.6	5.9 / 6.3	4-46.3 / 6-38.5	10-65.0 / 7-63.0	2 / 3
Kennesaw St.	5-8 / 8-20	0-0 / 0-2	21:52 / 38:08	-16:16	7.7 / 2.3	12.7 / 7.4	9.9 / 3.3	2-51.0 / 6-36.5	10-90.0 / 0-0.0	1 / 2
Miami (OH)	7-14 / 1-11	0-0 / 0-2	31:16 / 28:44	02:32	3.8 / 1.9	9.5 / 5.5	6.6 / 3.2	5-48.2 / 6-47.0	10-99.0 / 6-60.0	4 / 3
Totals	20-38 / 17-47	1-1 / 0-4	84:32 / 95:28	-10:56	5.0 / 3.0	9.4 / 7.3	7.2 / 4.3	11-48.0 / 18-40.7	30-254.0 / 13-123.0	7 / 8

Note: Game totals are displayed in the format TEAM/OPPONENT for each category

2022 DEFENSE

Team Defense

			Tackles				Sacks	Pass defense			Fumbles	blkd		
##	Player	gp	ua	a	tot	tfl/yds	no-yds	int-yds	brup	qbh	fr-yds	ff	kick	saf
0	Ivan Pace Jr.	3	16	15	31	6.5-21	2-9	1	.	.
7	Jaheim Thomas	2	6	10	16	1-2	.	.	.	1
5	Jaquan Sheppard	3	10	4	14	1.5-13	1-13	.	2
90	Jabari Taylor	3	5	8	13	0.5-2	1-0	1	.	.
3	Ja'von Hicks	3	5	8	13	.	.	1-0
18	Jowon Briggs	3	5	8	13	1.5-5	1-4
10	Bryon Threats	3	8	4	12	1-2	1-2	.	1
2	Wilson Huber	3	1	11	12	1.5-2	.	.	.	1
58	Dontay Corleone	3	5	6	11	1.5-7	1-6
20	Deshawn Pace	3	5	5	10	2-7	.	.	1	1	.	.	1	.
34	Justin Wodtly	3	3	6	9
9	Arquon Bush	3	6	3	9	.	.	1-0	1
13	Ty Van Fossen	3	1	6	7	.	.	.	2
57	Ryan Mullaney	3	1	6	7
4	Ethan Wright	2	2	5	7	1-2
49	Jack Dingle	2	.	7	7	0.5-0
97	Eric Phillips	3	1	6	7	.	.	.	1	1	1-0	.	.	.
95	Noah Potter	3	3	3	6	1.5-9
29	Jacob Dingle	2	1	4	5
15	Taj Ward	3	3	2	5	1-2
42	Malik Vann	2	3	.	3	1-1
27	Armorion Smith	2	2	1	3
23	Daved Jones Jr.	3	1	2	3
99	Rob Jackson	1	.	2	2
58	Dartanyan Tinsley	3	.	1	1
81	Josh Whyte	3	1	.	1
6	JQ Hardaway	3	1	.	1	1-4	1-4
20	Jadon Thompson	3	1	.	1	1-0	.	.	.
12	Justin Harris	2	.	1	1
72	James Tunstall	3	.	1	1
11	Sammy Anderson	3	1	.	1	1
50	Jackson Bruscianelli	1	.	1	1
16	Cameron Junior	1	.	1	1
53	Gavin Gerhardt	3	.	1	1
60	Joe Huber	3	1	.	1
21	Tyler Scott	3	1-0	.	.	.
	Totals	3	98	138	236	23-79	7-38	2-0	8	5	4-0	2	1	0
	Opponents	3	98	104	202	14-83	8-73	2-55	7	6	4-2	6	0	0

2022 TEAM GAME-BY-GAME



2022-23 Cincinnati Football
Team Game-by-Game
All games

Page 1/1
as of Sep 17, 2022

		Rushing				Receiving				Passing				Kick Returns				Punt Returns				tot		
Date	Opponent	no.	yds	td	lg	no.	yds	td	lg	cmp	att	int	yds	td	lg	no.	yds	td	lg	no.	yds	td	lg	off
09/03/2022	at Arkansas	31	113	1	35	26	325	2	35	26	43	1	325	2	35	1	29	0	29	2	37	0	30	438
09/10/2022	Kennesaw St.	30	232	4	76	20	293	3	32	20	23	0	293	3	32	3	35	0	22	0	0	0	0	525
09/17/2022	vs Miami (OH)	36	137	3	30	27	341	2	41	27	36	1	341	2	41	2	-5	0	0	3	32	0	23	478
Cincinnati		97	482	8	76	73	959	7	41	73	102	2	959	7	41	6	59	0	29	5	69	0	30	1441
Opponents		142	433	2	37	34	450	5	36	34	62	2	450	5	36	1	16	0	16	4	37	0	35	883

Cincinnati Averages

Games	Avg/ rush	Avg/ catch	Pass effic	KR avg	PR avg	All purpose avg/game	Total offense avg/game
3	5.0	13.1	169.3	9.8	13.8	523.0	480.3

Date	Opponent	Tackles				Sacks	Fumble		Pass Defense			blkd kick	PAT attempts			off		
		ua	a	total	tfl-yds		ff	fr-yds	int-yds	qbh	brup		kick	rush	rcv	saf	t/o	pts
09/03/2022	at Arkansas	43	30	73	9.0-29	2-19	1	1-0	0-0	0	2	0	3-3	0	0	0	3	24
09/10/2022	Kennesaw St.	26	78	104	6.0-24	1-6	1	2-0	1-0	3	1	1	9-9	0	0	0	14	63
09/17/2022	vs Miami (OH)	29	30	59	8.0-26	4-13	0	1-0	1-0	2	5	0	5-5	0	0	0	7	38
Cincinnati		98	138	236	23.0-79	7-38	2	4-0	2-0	5	8	1	17-17	0	0	0	24	125
Opponents		98	104	202	14.0-83	8-73	6	4-2	2-55	6	7	0	7-7	0	0	0	20	58

Date	Opponent	Punting										Field Goals			Kickoffs			
		no.	yds	avg	long	blkd	tb	fc	50+	i20	md-att	long	blkd	no.	yds	avg	tb	ob
09/03/2022	at Arkansas	4	185	46.3	54	0	0	2	2	2	1-3	26	0	5	325	65.0	4	0
09/10/2022	Kennesaw St.	2	102	51.0	64	0	0	1	1	2	0-0	0	0	10	646	64.6	5	0
09/17/2022	vs Miami (OH)	5	241	48.2	67	0	0	1	1	1	1-1	26	0	7	434	62.0	4	0
Cincinnati		11	528	48.0	67	0	0	4	4	5	2-4	26	0	22	1405	63.9	13	0
Opponents		18	732	40.7	55	0	1	8	3	2	3-4	36	1	13	741	57.0	5	0

2022 OPPONENT GAME-BY-GAME

DateOpponent		Rushing				Receiving				Passing				Kick Returns				Punt Returns				tot off			
		no.	yds	td	lg	no.	yds	td	lg	cmp	att	int	yds	td	lg	no.	yds	td	lg	no.	yds		td	lg	
09/03/2022	at Arkansas	45	224	1	37	18	223	3	32	18-26-0				223	3	32	1	16	0	16	1	3	0	3	447
09/10/2022	Kennesaw St.	61	142	1	10	7	111	0	26	7-15-1				111	0	26	0	0	0	0	0	0	0	0	253
09/17/2022	vs Miami (OH)	36	67	0	11	9	116	2	36	9-21-1				116	2	36	0	0	0	0	3	34	0	35	183
Opponents		142	433	2	37	34	450	5	36	34-62-2				450	5	36	1	16	0	16	4	37	0	35	883
Cincinnati		97	482	8	76	73	959	7	41	73-102-2				959	7	41	6	59	0	29	5	69	0	30	1441

Opponents Averages

Games	Avg/ rush	Avg/ catch	Pass effic	KR avg	PR avg	All purpose avg/game	Total offense avg/game
3	3.0	13.2	136.0	16.0	9.3	330.3	294.3

Date	Opponent	Tackles				Sacks	Fumble	Pass Defense				blkd	PAT attempts			off		
		ua	a	total	tfl-yds	no-yds	ff	fr-yds	int-yds	qbh	brup	kick	kick	rush	rcv	saf	t/o	pts
09/03/2022	at Arkansas	36	38	74	8.0-35	3-28	2	1-2	1-51	4	2	0	4-4	0	0	0	7	31
09/10/2022	Kennesaw St.	29	22	51	3.0-20	2-17	1	1-0	0-0	1	2	0	1-1	0	0	0	3	10
09/17/2022	vs Miami (OH)	33	44	77	3.0-28	3-28	3	2-0	1-4	1	3	0	2-2	0	0	0	10	17
Opponents		98	104	202	14.0-83	8-73	6	4-2	2-55	6	7	0	7-7	0	0	0	20	58
Cincinnati		98	138	236	23.0-79	7-38	2	4-0	2-0	5	8	1	17-17	0	0	0	24	125

		Punting										Field Goals			Kickoffs				
Date	Opponent	no.	yds	avg	long	blkd	tb	fc	50+	i20	md-att	long	blkd	no.	yds	avg	tb	ob	
09/03/2022	at Arkansas	6	231	38.5	50	0	1	1	1	1	1-1	32	0	6	390	65.0	5	0	
09/10/2022	Kennesaw St.	6	219	36.5	42	0	0	5	0	0	1-2	30	1	3	181	60.3	0	0	
09/17/2022	vs Miami (OH)	6	282	47.0	55	0	0	2	2	1	1-1	36	0	4	170	42.5	0	0	
Opponents		18	732	40.7	55	0	1	8	3	2	3-4	36	1	13	741	57.0	5	0	
Cincinnati		11	528	48.0	67	0	0	4	4	5	2-4	26	0	22	1405	63.9	13	0	

2022 RUSHING & RECEIVING GAME-BY-GAME

Rushing

Player	No-Yds/TD	Ark	KennSt	Miami
Charles McClelland	33-211/3	5-44/0	10-66/1	18-101/2
Corey Kiner	26-130/3	12-59/1	7-39/1	7-32/1
Ben Bryant	15--51/0	5--17/0	3--14/0	7--20/0
Myles Montgomery	10-112/1	3-4/0	5-104/1	2-4/0
Evan Prater	4-72/1	1-8/0	1-44/1	2-20/0
Ryan Montgomery	4-7/0	4-7/0	DNP	DNP
Tre Tucker	1-8/0	1-8/0	-	-

Receiving

Player	No-Yds/TD	Ark	KennSt	Miami
Tyler Scott	15-238/2	5-77/0	2-42/1	8-119/1
Tre Tucker	12-183/0	4-66/0	1-12/0	7-105/0
Josh Whyte	10-95/1	5-38/0	3-36/1	2-21/0
Jadon Thompson	7-110/0	1-28/0	4-68/0	2-14/0
Charles McClelland	7-70/0	4-42/0	1-14/0	2-14/0
Will Pauling	6-60/0	3-19/0	3-41/0	DNP
Leonard Taylor	6-56/2	3-20/1	2-20/1	1-16/0
Nick Mardner	5-94/2	1-35/1	1-12/0	3-47/1
Chris Scott	2-16/0	-	1-15/0	1-1/0
Chamon Metayer	1-32/0	-	1-32/0	-
Myles Montgomery	1-4/0	-	-	1-4/0
Corey Kiner	1-1/0	-	1-1/0	-

2022 PASSING GAME-BY-GAME



All games

as of Sep 17, 2022

#3 Evan Prater	Comp	Att	Int	Pct	Yards	TD	Long	Sacked	Effic.
Kennesaw St.	4	4	0	100.0	92	0	32	0-0	293.2
Miami (OH)	1	1	0	100.0	4	0	4	0-0	133.6
Totals	5	5	0	100.0	96	0	32	0-0	261.3

#6 Ben Bryant	Comp	Att	Int	Pct	Yards	TD	Long	Sacked	Effic.
Arkansas	26	43	1	60.5	325	2	35	3-28	134.7
Kennesaw St.	16	19	0	84.2	201	3	30	2-17	225.2
Miami (OH)	26	35	1	74.3	337	2	41	3-28	168.3
Totals	68	97	2	70.1	863	7	41	8-73	164.5

MILESTONE GAMES / LONGEST PLAYS

CURRENT PLAYERS SUPERLATIVES

300 YARDS PASSING

YDS	NAME	OPPONENT	DATE
354	Ben Bryant*	@ Toledo	11/02/21
354	Ben Bryant*	Ohio	11/02/21
338	Ben Bryant*	@ Northern Illinois	10/02/21
337	Ben Bryant	Miami (Ohio)	09/17/22
331	Ben Bryant*	Ball State	10/16/21
325	Ben Bryant	@ Arkansas	09/03/22

*While playing for Eastern Michigan

100 YARDS RUSHING

YDS	NAME	OPPONENT	DATE
121	Charles McClelland	Alabama A&M	09/15/18
114	Charles McClelland	East Carolina	11/23/18
101	Charles McClelland	Miami (Ohio)	09/17/22
104	Myles Montgomery	Kennesaw State	09/10/22

100 YARDS RECEIVING

YDS	NAME	OPPONENT	DATE
114	Tre Tucker	SMU	11/20/21
105	Tre Tucker	Miami (Ohio)	09/17/22
119	Tyler Scott	Miami (Ohio)	09/17/22

LONGEST PLAYS

ALL PLAYS

1.	100 (KR)	Darrin Williams vs. SEMO (TD).....	2009
	100 (KR)	Mardy Gilyard at West Virginia (TD).....	2008
	100 (KR)	Walter Heuck vs. Denison (TD).....	1910
4.	99 (KR)	Tre Tucker at Indiana (TD).....	2021
	99 (KR)	Mardy Gilyard at Pittsburgh (TD).....	2009
	99 (KR)	Keith Jenkins vs. Houston (TD).....	1975
7.	98 (PR)	Errol Prisby vs. North Texas State (TD).....	1963
	96 (I)	Bob Del Rosa vs. Oklahoma State (TD).....	19589
9.	95 (P)	Greg Cook to Tom Rossley vs. Louisville (TD).....	1968
10.	92 (FddR)	DeJuan Gossett vs. Tulane (TD).....	1998
11.	91 (P)	Desmond Ridder to Tyler Scott vs. Miami [Ohio] (TD).....	2021
	91 (R)	Desmond Ridder at SMU (TD).....	2020
	91 (P)	Eric Vibberts to James Scott vs. ECU (TD).....	1994
	91 (R)	Joe Miller vs. Xavier (TD).....	1953

RUSHING

1.	91	Desmond Ridder @ SMU (TD).....	2020
	91	Joe Miller vs. Xavier (TD).....	1953
2.	84	Hosey Williams vs. UConn.....	2015
3.	81	Michael Warren II (TD) vs. Tulane.....	2018
	80	Isaiah Pead vs. Miami (OH) (TD).....	2010
	80	Allen Harvin vs. Miami (OH).....	1982
	80	Art Bailey vs. Southern Miss (TD).....	1977
	80	Bill Bailey vs. Kansas State (TD).....	1965
	80	Dick Goist vs. William & Mary (TD).....	1953
8.	79	Jerome Ford vs. Houston (TD).....	2021
	79	Jerome Ford vs. UCF (TD).....	2021
	79	Kahlil Lewis at Purdue.....	2016
	79	Richard Hall vs. Miami (OH).....	2004
	79	Reggie Harrison vs. Louisville (TD).....	1972

PASSING

1.	95	Greg Cook to Tom Rossley vs. Louisville (TD).....	1968
2.	91	Eric Vibberts to James Scott vs. ECU (TD).....	1994
3.	88	Gunner Kiel to Mekale McKay vs. Temple (TD).....	2015
4.	83	Gunner Kiel to Chris Moore at Ohio State (TD).....	2014
	83	Brendon Kay to Travis Kelce vs. Duke (TD).....	2012
	83	Nick Davila to Brent Celek vs. Rutgers (TD).....	2006
7.	82	Hayden Moore to Devin Gray at Tulsa (TD).....	2016
	82	Eric Vibberts to Robert Tate vs. Kansas (TD).....	1995
	82	Brig Owens to Errol Prisby vs. Dayton (TD).....	1964
10.	81	Desmond Ridder to Tyler Scott vs. Miami (OH) (TD).....	2021
	81	Zach Collaros to Armon Binns at Syracuse (TD).....	2009

FIELD GOALS

1.	58	Jon Bacon vs. Miami (OH).....	1994
2.	55	Jake Rogers vs. Oregon State.....	2007
3.	54	Jake Rogers at Connecticut.....	2008
	54	Dan Shepherd vs. Tulsa.....	1975
5.	53	Jake Rogers at Hawai'i.....	2008
	53	Sal Casola vs. Memphis.....	1973
7.	52	Alex Bales vs. Navy.....	2021
8.	51	Andrew Gantz vs. Miami (Fla.).....	2015
	51	Steve Schultz vs. Miami (OH).....	1976
10.	50	Cole Smith vs. Tulsa.....	2019
	50	Andrew Gantz at East Carolina.....	2015
	50	Jake Rogers vs. Rutgers.....	2008
	50	Eric Richards vs. Southern Miss.....	1997
	50	Phil Insalaco vs. Miami (OH).....	1988

KICKOFF RETURN

1.	100	Darrin Williams vs. SEMO (TD).....	2009
	100	Mardy Gilyard at West Virginia (TD).....	2008
	100	Walter Heuck vs. Denison (TD).....	1910

3.	99	Tre Tucker vs. Indiana (TD).....	2021
	99	Mardy Gilyard at Pittsburgh (TD).....	2009
	99	Keith Jenkins vs. Houston (TD).....	1975

PUNT RETURN

1.	98	Errol Prisby vs. North Texas State (TD).....	1963
2.	85	Dom Del Bene vs. Hardin-Simmons (TD).....	1951
3.	84	Joe Morrison vs. Marquette (TD).....	1956
4.	78	Tinker Keck vs. Louisville (TD).....	1997
	78	Tony Jackson vs. Dayton (TD).....	1967

PUNTS

1.	78	Mike Connell vs. Louisiana-Lafayette.....	1976
2.	76	Pat O'Donnell vs. NC State.....	2011
	75	Clem Fennell at Louisville.....	1971
4.	72	James Smith at Temple.....	2018
	72	Doug Johnson vs. Memphis.....	1997
6.	69	Adam Wulfeck at Army.....	2001
7.	68	Jeff Blaylock at Tulsa.....	1993
8.	67	Mason Fletcher vs. Miami (Ohio).....	2022
	67	Shaun Burdick vs. Virginia Tech.....	1985
	67	Dave Ritchie at Houston.....	1959

INTERCEPTION RETURN

1.	96	Bob Del Rosa vs. Oklahoma State (TD).....	1958
2.	88	Joe Morrison vs. Dayton (TD).....	1956
3.	87	Joe Morrison vs. Wichita State (TD).....	1956
4.	84	DeAngelo Smith vs. Rutgers (TD).....	2006
5.	83	Shawn Ferguson vs. Memphis (TD).....	1998
	83	Art Sheffield vs. Indiana State (TD).....	1988
7.	80	Gene Gibson vs. Mississippi State (TD).....	1949
8.	79	Mike Mickens vs. South Florida (TD).....	2007
9.	78	Barry Maroney vs. Dayton (TD).....	1956
10.	77	Greg Butler vs. Villanova (TD).....	1972

FUMBLE RETURN

1.	92	DeJuan Gossett vs. Tulane (TD).....	1998
2.	82	Ivan Fields @ Memphis (TD).....	2000
3.	76	Deven Drane vs. Fordham (TD).....	2012
4.	75	John Viltro vs. Richmond (TD).....	1975
5.	54	Maalik Bomar vs. Akron (TD).....	2011
6.	53	Grant Coleman vs. Houston.....	2016
7.	43	Fran Callicott vs. North Texas (TD).....	2002
8.	39	Kevin McCullough vs. USF (TD).....	2006
9.	39	Antwan Peek @ Temple.....	2002
10.	32	Jim O'Connell @ Ohio (TD).....	1977

OFFENSIVE RECORDS

RUSHING

GAME RECORDS

Rushing Attempts

1.	45	Steve Cowan vs. Ohio.....	1970
2.	41	DeMarco McCleskey vs. ECU.....	1998
3.	39	Lloyd Pate vs. Wichita State.....	1967
4.	37	Robert Cooper vs. Miami (OH).....	1999
5.	36	Robert Cooper vs. Memphis.....	1999
	36	Daryl Royal vs. Miami (OH).....	1996
	36	Reggie Taylor vs. Miami (OH).....	1986
	36	David Small vs. Toledo.....	1993
9.	35	Reggie Harrison at Ohio.....	1973
	35	DeMarco McCleskey vs. Houston.....	1998
	35	Michael Warren II at UCLA.....	2018

Rushing Yards

1.	306	Bob Hynes vs. Case Western Reserve.....	1923
2.	282	Daryl Royal vs. Miami (OH).....	1996
3.	267	Clem Turner vs. Kansas State.....	1966
4.	266	Steve Cowan vs. Ohio.....	1970
5.	259	Reggie Taylor vs. Miami (OH).....	1986
6.	238	Richard Hall vs. Miami (OH).....	2004
7.	234	DeMarco McCleskey vs. ECU.....	1998
8.	233	David Small vs. Kent State.....	1992
9.	219	David Small vs. Middle Tennessee State.....	1991
10.	213	Isaiah Pead vs. Rutgers.....	2010

Rushing Touchdowns

1.	6	Ike Stewart vs. Transylvania.....	1912
	6	Bob Heuck vs. Transylvania.....	1912
3.	4	six times, last by Jerome Ford vs. UCF.....	2021
		and Isaiah Pead vs. Rutgers.....	2010

Three Backs with 100+ Yards in a Game

1970	vs. Xavier	Albert Johnson.....	130
		Dick James.....	119
		Steve Cowan.....	105

Two Backs with 100+ Yards in a Game

2018	vs. ECU	Charles McClelland.....	114
		Tavion Thomas.....	106
	vs. AAMU	Tavion Thomas.....	141
		Charles McClelland.....	121
2015	vs. UConn	Hosey Williams.....	140
		Mike Boone.....	117
2014	at Tulane	Rod Moore.....	124
		Mike Boone.....	113
2003	vs. ECU	Derrick Eddington.....	138
		Richard Hall.....	117
1991	at Kent State	Vince Powell.....	121
		David Small.....	118
1991	at Louisville	Vince Powell.....	140
		David Small.....	111
1985	at Louisville	Reggie Taylor.....	126
		Robert Williams.....	100
1977	vs. Tulsa	Gus Tucker.....	143
		Bob Massong.....	101
1966	vs. Kansas State	Clem Turner.....	267
		Tony Jackson.....	118
1964	vs. Tulsa	Brig Owens.....	163
		Al Nelson.....	106

RUSHING

SEASON RECORDS

Rushing Attempts

1.	315	DeMarco McCleskey.....	2002
2.	264	Reggie Taylor.....	1985
3.	261	Michael Warren II.....	2019
4.	256	Reggie Taylor.....	1986
5.	246	James Bettis.....	1981
6.	244	Michael Warren II.....	2018
7.	243	George Winn.....	2012
8.	239	Steve Cowan.....	1970
9.	237	Isaiah Pead.....	2011
10.	233	Allen Harvin.....	1978

Rushing Yards

1.	1,361	DeMarco McCleskey.....	2002
2.	1,334	George Winn.....	2012
3.	1,329	Michael Warren II.....	2018
4.	1,325	Reggie Taylor.....	1986
5.	1,319	Jerome Ford.....	2021
6.	1,283	Allen Harvin.....	1978
7.	1,265	Michael Warren II.....	2019
8.	1,259	Isaiah Pead.....	2011
9.	1,245	Robert Cooper.....	1999
10.	1,226	James Bettis.....	1981

Rushing Average (Minimum 50 Attempts)

1.	8.77	Dick Goist.....	1953
2.	7.70	Charles McClelland.....	2018
3.	7.62	Joe Miller.....	1953
4.	7.54	Jim Niemann.....	1954
5.	7.20	Mike Boone.....	2015
6.	7.05	Roger Stephens.....	1947
7.	6.70	Isaiah Pead.....	2010
8.	6.60	Isaiah Pead.....	2010
9.	6.40	Mike Boone.....	2014
10.	6.34	Dolph Banks.....	1965

Rushing Touchdowns

1.	19	Jerome Ford.....	2021
	19	Michael Warren II.....	2018
3.	17	David Small.....	1993
4.	15	DeMarco McCleskey.....	2002
5.	14	Michael Warren II.....	2019
6.	13	George Winn.....	2012
	13	Al Nelson.....	1964
8.	12	Isaiah Pead.....	2011
9.	11	six times, last by DeMarco McCleskey.....	1998

100-Yard Games

1.	8	Reggie Taylor.....	1986
2.	7	Michael Warren II.....	2018 / 2019
	7	James Bettis.....	1981
	7	Allen Harvin.....	1978
4.	6	seven times, last by George Winn.....	2012

Consecutive 100-Yard Games

1.	5	Allen Harvin.....	1978
	5	James Bettis.....	1980
	5	Reggie Taylor.....	1986
	5	David Small.....	1993
5.	4	six times, last by Michael Warren II.....	2018

RUSHING

CAREER RECORDS

Rushing Attempts

1.	876	Reggie Taylor.....	1983-86
2.	777	DeMarco McCleskey.....	1998, 2000-02
3.	630	David Small.....	1991-93
4.	593	Allen Harvin.....	1978-82
5.	561	Robert Cooper.....	1996-99
6.	559	Michael Warren II.....	2017-19
7.	545	Isaiah Pead.....	2008-11
8.	533	James Bettis.....	1978-81
9.	502	Desmond Ridder.....	2018-21
10.	495	Al Johnson.....	1969-71

Rushing Yards

1.	4,242	Reggie Taylor.....	1983-86
2.	3,487	DeMarco McCleskey.....	1998, 2000-02
3.	3,288	Isaiah Pead.....	2008-11
4.	2,998	Allen Harvin.....	1978-82
5.	2,963	David Small.....	1991-93
6.	2,918	Michael Warren II.....	2017-19
7.	2,786	Robert Cooper.....	1996-99
8.	2,498	James Bettis.....	1978-81
9.	2,250	Mike Boone.....	2014-17
10.	2,223	Al McKinney.....	1985-88

Rushing Average (Min. 150 Attempts)

1.	6.65	Roger Stephens.....	1946-48
2.	6.45	Charles McClelland.....	2018-present
3.	6.28	Jerome Ford.....	2020-21
4.	6.07	Dom Del Bene.....	1951-53
5.	6.00	Isaiah Pead.....	2008-11
6.	5.72	Joe Miller.....	1953-55
7.	5.60	Gerrid Doaks.....	2016-20
8.	5.52	Bill Bailey.....	1963-65
9.	5.40	Mike Boone.....	2014-17
10.	5.33	George Winn.....	2009-12

Rushing Touchdowns

1.	37	DeMarco McCleskey.....	1998, 2000-02
2.	34	Michael Warren II.....	2017-19
3.	31	David Small.....	1991-93
4.	28	Desmond Ridder.....	2018-21
5.	27	Jerome Ford.....	2020-21
	27	Isaiah Pead.....	2008-11
7.	25	Reggie Harrison.....	1971-73
8.	24	Mike Boone.....	2014-17
	24	Reggie Taylor.....	1983-86
10.	22	Bob Heuck.....	1910-12

300-Yard Games

1.	1	Bob Hynes.....	1923
----	---	----------------	------

200-Yard Games

1.	4	David Small.....	1991-93
2.	2	Robert Cooper.....	1999
3.	1	10 tied, last by Mike Boone (212).....	2014

100-Yard Games

1.	21	Reggie Taylor.....	1983-86
2.	14	Michael Warren II.....	2017-19
	14	DeMarco McCleskey.....	1998, 2000-02
	14	David Small.....	1991-93
5.	13	James Bettis.....	1978-81
6.	12	Allen Harvin.....	1978-82
7.	11	Isaiah Pead.....	2008-11
8.	9	Robert Cooper.....	1996-99
	9	Al McKinney.....	1985-88
9.	7	Four tied, last by Michael Warren II.....	2017-19

OFFENSIVE RECORDS

PASSING

GAME RECORDS

Passing Attempts

1.	59	Deontey Kenner vs. Southern Miss.	1999
2.	57	Gunner Kiel at Miami (Fla.)	2014
3.	56	Hayden Moore at UConn	2016
	56	Greg Cook vs. Ohio	1968
5.	53	Hayden Moore at Memphis	2015
	53	Zach Collaros vs. USF	2010

Passing Completions

1.	35	Deontey Kenner vs. Southern Miss.	1999
	35	Greg Cook vs. Ohio	1968
3.	33	Desmond Ridder at SMU	2018
4.	32	Tony Pike vs. Illinois	2009
5.	31	Desmond Ridder at USF	2021
	31	Hayden Moore at Memphis	2015
	31	Gunner Kiel at Miami (Fla.)	2014
	31	Gino Guidugli vs. Army	2001
	31	Greg Cook vs. Miami (OH)	1968

Passing Yards

1.	557	Hayden Moore at Memphis	2015
2.	554	Greg Cook vs. Ohio	1968
3.	523	Gunner Kiel at Houston	2015
4.	480	Zach Collaros vs. Connecticut	2009
5.	463	Zach Collaros vs. USF	2010
6.	436	Gunner Kiel vs. ECU	2014
7.	431	Ben Mauk vs. Syracuse	2007
8.	427	Gunner Kiel vs. Temple	2015
	418	Gunner Kiel vs. Toledo	2014
10.	407	Deontey Kenner vs. Southern Miss.	1999
	407	Greg Cook vs. Miami (OH)	1968

Passing Touchdowns

1.	6	Gunner Kiel vs. Toledo	2014
	6	Tony Pike vs. Illinois	2009
3.	5	Gunner Kiel vs. UCF	2015
	5	Zach Collaros at Louisville	2010
	5	Gino Guidugli vs. Southern Miss.	2004
6.	4	25 times, last by Desmond Ridder vs. Miami (OH)	2021

Pass Interceptions

1.	6	Mike Shoemaker vs. Xavier	1972
2.	5	four times, last by Dustin Grutza at Miami (OH)	2005

SEASON RECORDS

Passing Attempts

1.	472	Gino Guidugli	2002
2.	425	Gino Guidugli	2003
3.	411	Greg Cook	1968
4.	390	Gunner Kiel	2014
5.	386	Ben Mauk	2007
6.	383	Zach Collaros	2010
7.	379	Deontey Kenner	1999
8.	369	Danny McCoin	1986
9.	360	Brendon Kay	2013
10.	350	Troy Bodine	1984

Passing Completions

1.	258	Gino Guidugli	2002
2.	251	Desmond Ridder	2021
3.	247	Brendon Kay	2013
4.	237	Danny McCoin	1986
5.	235	Ben Mauk	2007
6.	233	Gunner Kiel	2014
7.	227	Gino Guidugli	2003
8.	225	Zach Collaros	2010
9.	219	Greg Cook	1968
10.	211	Tony Pike	2009

Passing Yards

1.	3,543	Gino Guidugli	2002
2.	3,334	Desmond Ridder	2021
3.	3,272	Greg Cook	1968
4.	3,254	Gunner Kiel	2014
5.	3,121	Brendon Kay	2013
	3,121	Ben Mauk	2007
7.	2,902	Zach Collaros	2010
8.	2,831	Danny McCoin	1986
9.	2,777	Gunner Kiel	2015
	2,704	Gino Guidugli	2003

Passing Completion Percentage (Min. 100 Att.)

1.	.750	Zach Collaros	2009
2.	.686	Brendon Kay	2013
3.	.652	Gunner Kiel	2015
4.	.649	Desmond Ridder	2021
5.	.642	Danny McCoin	1986
6.	.630	Brendon Kay	2012
7.	.626	Eric Vibberts	1994
8.	.624	Desmond Ridder	2018
9.	.624	Tony Pike	2009
10.	.614	Gino Guidugli	2004
	.614	Tony Pike	2008

Passing Yards per Completion (Min. 50 Completions)

1.	18.74	Albert Johnson	1969
2.	16.22	Gene Rossi	1951
3.	15.59	Gene Rossi	1952
4.	15.42	Zach Collaros	2009
5.	15.07	Greg Cook	1967
6.	14.98	Mike Murphy	1954
7.	14.97	Tom O'Malley	1949
8.	14.94	Greg Cook	1968
9.	14.92	Brendon Kay	2012
10.	14.71	Gene Rossi	1950

Passing Efficiency (Min. 100 Attempts)

1.	195.53	Zach Collaros	2009
2.	163.07	Brendon Kay	2012
3.	158.70	Desmond Ridder	2021
4.	155.50	Brendon Kay	2013
5.	151.89	Gunner Kiel	2015
6.	151.85	Nick Davila	2006
7.	150.64	Ben Mauk	2007
8.	149.82	Tony Pike	2009
9.	149.74	Gene Rossi	1952
10.	149.39	Gunner Kiel	2014

Passing Touchdowns

1.	31	Gunner Kiel	2014
	31	Ben Mauk	2007
3.	30	Desmond Ridder	2021
4.	29	Tony Pike	2009
5.	26	Zach Collaros	2010
	26	Gino Guidugli	2004
7.	25	Greg Cook	1968
8.	22	Brendon Kay	2013
	22	Gino Guidugli	2002
10.	20	Desmond Ridder	2018
	20	Hayden Moore	2017

Pass Interceptions

1.	21	Gino Guidugli	2002
2.	20	Troy Bodine	1984
3.	19	Eric Vibberts	1995
4.	17	Greg Cook	1968
5.	16	Lance Harp	1992

Passing Touchdown-Interception Margin

1.	+23	Tony Pike	2009
2.	+22	Desmond Ridder	2021
	+22	Ben Mauk	2007
4.	+18	Gunner Kiel	2014
	+18	Gino Guidugli	2004

CAREER RECORDS

Passing Attempts

1.	1,556	Gino Guidugli	2001-04
2.	1,304	Desmond Ridder	2018-21
3.	954	Hayden Moore	2015-18
4.	922	Deontey Kenner	1997-2000
5.	899	Danny McCoin	1984-87
6.	833	Gunner Kiel	2014-16
7.	788	Lance Harp	1991-93
8.	783	Zach Collaros	2008-11
9.	682	Tony Pike	2007-09
10.	658	Danny Barrett	1980-82

Passing Completions

1.	880	Gino Guidugli	2001-04
2.	810	Desmond Ridder	2018-21
3.	545	Hayden Moore	2015-18
4.	544	Danny McCoin	1984-87
5.	505	Gunner Kiel	2014-16
6.	498	Deontey Kenner	1997-2000
7.	485	Zach Collaros	2008-11
8.	421	Tony Pike	2007-09
9.	397	Lance Harp	1991-93
10.	388	Dustin Grutza	2005-08

Completion Percentage (Min. 200 Att.)

1.	.654	Brendon Kay	2009-13
2.	.624	Zach Collaros	2008-10
3.	.621	Desmond Ridder	2018-21
4.	.617	Tony Pike	2007-09
5.	.609	Ben Mauk	2007
6.	.606	Gunner Kiel	2014-16
7.	.605	Danny McCoin	1984-87
8.	.601	Dustin Grutza	2005-08
9.	.571	Hayden Moore	2015-18
10.	.566	Gino Guidugli	2001-04

Passing Yards

1.	11,453	Gino Guidugli	2001-04
2.	10,239	Desmond Ridder	2018-21
3.	6,835	Gunner Kiel	2014-16
4.	6,801	Danny McCoin	1984-87
5.	6,518	Hayden Moore	2015-18
6.	6,278	Zach Collaros	2008-11
	6,278	Deontey Kenner	1997-2000
8.	5,018	Tony Pike	2007-09
9.	4,906	Greg Cook	1966-68
10.	4,803	Lance Harp	1991-93

Passing Yards Per Completion (Min. 100 Comp.)

1.	16.18	Mike Murphy	1953-55
2.	15.86	Albert Johnson	1969-71
3.	15.58	Gene Rossi	1949-52
4.	14.78	Greg Cook	1966-68
5.	14.38	Tom O'Malley	1947-49
6.	14.33	Brig Owens	1963-64
7.	13.84	Tony Kapetanias	1977-79
8.	13.82	Chad Plummer	1995-98
9.	13.59	Zach Collaros	2008-10
10.	13.53	Gunner Kiel	2014-16

OFFENSIVE RECORDS

Touchdown Passes

1.	87	Desmond Ridder	2018-21
2.	78	Gino Guidugli	2001-04
3.	56	Gunner Kiel	2014-16
4.	51	Zach Collaros	2008-10
5.	49	Tony Pike	2007-09
6.	42	Hayden Moore	2015-18
7.	39	Danny McCoin	1984-87
8.	37	Gene Rossi	1949-52
9.	34	Greg Cook	1966-68
10.	32	Brendon Kay	2009-13

Pass Interceptions

1.	48	Gino Guidugli	2001-04
2.	37	Deontey Kenner	1997-2000
	37	Danny Barrett	1979-82
4.	35	Greg Cook	1966-68
5.	34	Gene Rossi	1949-52
	34	Tony Kapetanis	1977-79
7.	33	Lance Harp	1991-93
8.	28	Desmond Ridder	2018-21
	28	Hayden Moore	2015-18
	28	Troy Bodine	1983-84
	28	Henry Miller	1973-76

Passing Touchdown-Interception Margin

1.	+59	Desmond Ridder	2018-21
2.	+30	Gino Guidugli	2001-04
	+30	Gunner Kiel	2014-16
4.	+29	Tony Pike	2007-09
5.	+22	Ben Mauk	2007
6.	+20	Zach Collaros	2008-10

Consecutive 250+ Yard Passing Games

1.	8	Greg Cook	1968
2.	7	Brendon Kay	2013

Consecutive Pass Completions to Start a Game

1.	15	Gunner Kiel vs. UCF	2015
----	----	---------------------------	------

RECEIVING

GAME RECORDS

Receptions

1.	15	Shaq Washington at ECU	2015
2.	13	Tom Rossley vs. Wichita State	1968
	13	Jon Olinger vs. Miami (OH)	2002
4.	12	Seven times, last by Kahlil Lewis at SMU	2018

Receiving Yards

1.	254	Tom Rossley vs. Louisville	1968
2.	240	Jon Olinger vs. Miami (OH)	2002
3.	221	Chris Moore at Ohio State	2014
	212	Jim O'Brien vs. Ohio	1968
4.	210	Marcus Barnett vs. West Virginia	2007
5.	203	Kahlil Lewis vs. ECU	2018
6.	196	Jim O'Brien vs. Tampa	1968

Receiving Touchdowns

1.	3	Kahlil Lewis vs. ECU	2016
	3	Chris Moore at Ohio State	2014
	3	Armon Binns at Louisville	2010
	3	Marcus Barnett vs. Syracuse	2007
	3	Hannibal Thomas vs. Southern Miss.	2004
	3	Jon Olinger at ECU	2002
	3	Deno Foster at Louisville	1983
	3	Jim O'Brien vs. Tampa	1968

SEASON RECORDS

Receptions

1.	90	Shaq Washington	2015
2.	87	Mardy Gilyard	2009
3.	84	Dominick Goodman	2008
4.	81	Mardy Gilyard	2008
5.	80	Tom Rossley	1968*
6.	75	Armon Binns	2010
	75	Shaq Washington	2013
8.	73	LaDaris Vann	2001
9.	71	LaDaris Vann	2002
10.	68	Dominick Goodman	2007

*-10 game season

Receiving Yards

1.	1,276	Mardy Gilyard	2008
2.	1,191	Mardy Gilyard	2009
3.	1,114	Jon Olinger	2002
4.	1,107	Jim O'Brien	1968*
5.	1,101	Armon Binns	2010
6.	1,072	Tom Rossley	1968*
7.	1,028	Dominick Goodman	2008
	1,028	Hannibal Thomas	2004
9.	982	Shaq Washington	2015
	908	Anthony McClung	2013

*-10 game season

Yards Per Reception (Min. 20 Rec.)

1.	25.16	Jim O'Brien	1968*
2.	22.40	Chris Moore	2014
3.	21.80	Chris Moore	2015
4.	21.75	Jason Stargel	1985
5.	21.25	Jason Stargel	1983
6.	21.04	Jim O'Brien	1969
7.	20.62	Jon Olinger	2002
8.	19.67	Aaron Hagans	1979
9.	19.48	Anthony Ladd	1996
10.	19.46	Robert Tate	1995

Touchdown Receptions

1.	13	Marcus Barnett	2007
2.	12	Jim O'Brien	1968*
3.	11	Armon Binns	2009
	11	Mardy Gilyard	2009
	11	Mardy Gilyard	2008
6.	10	Armon Binns	2010
7.	9	Kahlil Lewis	2018
	9	Chris Moore	2013
	9	Hannibal Thomas	2004
	9	Jim Kelly	1950

*-10 game season

CAREER RECORDS

Receptions

1.	240	Shaq Washington	2010-15
2.	204	Mardy Gilyard	2005; 2007-09
	204	Dominick Goodman	2005-08
	204	LaDaris Vann	1999-2002
5.	168	Kahlil Lewis	2015-18
6.	159	DJ Woods	2008-11
7.	138	Armon Binns	2007-10
8.	135	Tye Keith	1999-2002
9.	127	Marcus Barnett	2007-10
10.	125	Marlon Pearce	1990-92

Receiving Yards

1.	3,003	Mardy Gilyard	2005; 2007-09
2.	2,563	Shaq Washington	2010-15
3.	2,512	Dominick Goodman	2005-08
4.	2,483	LaDaris Vann	1999-2002
5.	2,301	Chris Moore	2012-15
6.	2,285	Jim O'Brien	1967-69
7.	2,156	DJ. Woods	2008-11
8.	2,116	Kahlil Lewis	2018
9.	2,096	Marlon Pearce	1990-92
10.	2,088	Jason Stargel	1982-86

Yards Per Reception (Min. 50 Rec.)

1.	21.9	Jim O'Brien	1967-69
2.	19.7	Mekale McKay	2013-15
	19.7	Jason Stargel	1982-86
4.	19.3	Chris Moore	2012-15
5.	18.7	Jon Olinger	1999-2002
6.	18.4	Glen Dillhoff	1951-54
7.	18.1	Denny Jackson	1968-69
8.	17.5	Alec Pierce	2018-21
9.	17.1	Deno Foster	1981-84
10.	16.9	Dick Jarvis	1950-51

Touchdown Receptions

1.	26	Chris Moore	2012-15
2.	25	Mardy Gilyard	2005; 2007-09
3.	22	Dominick Goodman	2005-08
4.	21	Kahlil Lewis	2015-18
	21	Armon Binns	2007-10
	21	Jim O'Brien	1967-69

Consecutive Games With A Reception

1.	46	LaDaris Vann	1999-2002
2.	39	Shaq Washington	2010-15
3.	33	Jason Stargel	1982-86
4.	32	Dominick Goodman	2005-08
5.	27	Tye Keith	2000-02
	26	Jon Olinger	2001-02

Two 100-Yard Receivers in a Game

2022	vs. Miami (OH)	Tyler Scott	119
		Tre Tucker	105

OFFENSIVE RECORDS

ALL-PURPOSE YARDS (Rushing, Receiving and Returns)

Game

1.	381	Mardy Gilyard at Pittsburgh	2009
2.	365	Mardy Gilyard at Oklahoma	2008
3.	333	Robert Tate at Kansas	1995
4.	316	Robert Tate vs. Toledo	1995
5.	306	Bob Hynes vs. Case-Western Reserve	1923
6.	303	Mardy Gilyard vs. Connecticut	2009
7.	294	Clem Turner vs. Kansas State	1966
8.	291	D.J. Woods vs. Rutgers	2010
	288	Reggie Taylor vs. Miami (OH)	1986
10.	283	D.J. Woods, vs. Oklahoma	2010
	283	LaDaris Vann at ECU	1999

Season

1.	2,690	Mardy Gilyard	2009
2.	2,280	Mardy Gilyard	2008
3.	1,859	D.J. Woods	2010
4.	1,729	DeMarco McCleskey	2002
5.	1,685	Robert Tate	1995
6.	1,652	Isaiah Pead	2011
7.	1,643	Reggie Taylor	1986
8.	1,572	Roger Stephens	1947
9.	1,561	Kahlil Lewis	2018
10.	1,539	Jerome Ford	2021

Career

1.	5,945	Mardy Gilyard	2005-09
2.	5,322	Reggie Taylor	1983-86
3.	4,113	DeMarco McCleskey	1998, 2000-02
4.	4,104	Isaiah Pead	2008-11
5.	4,036	Al McKinney	1985-88
6.	3,799	Michael Warren II	2017-19
7.	3,738	Dominick Goodman	2005-08
8.	3,663	Allen Harvin	1978-82
9.	3,542	Robert Cooper	1996-99
10.	3,405	DJ Woods	2008-11

TOTAL OFFENSE (Rushing and Passing)

GAME RECORDS

Total Plays

1.	67	Desmond Ridder at SMU	2018
2.	65	Zach Collaros vs. Connecticut	2010
3.	64	Ben Mauk vs. Southern Miss.	2007
	64	Greg Cook vs. Ohio	1968
5.	63	Zach Collaros vs. USF	2010
6.	62	Deontey Kenner at Southern Miss.	1999
7.	60	Deontey Kenner at Ohio State	1999
8.	59	Gino Guidugli vs. UAB	2004
9.	58	Gino Guidugli vs. Ohio State	2002
	58	Deontey Kenner vs. Troy	1999

Total Yards

1.	564	Hayden Moore at Memphis	2015
2.	555	Zach Collaros vs. Connecticut	2009
3.	525	Greg Cook vs. Ohio	1968
4.	490	Zach Collaros vs. USF	2010
5.	436	Ben Mauk vs. Syracuse	2007
6.	426	Deontey Kenner at Southern Miss.	1999
7.	410	Zach Collaros at USF	2011
8.	412	Bob Hynes vs. Case-Western Reserve	1923
9.	407	Deontey Kenner at Ohio State	1999
10.	404	Gino Guidugli vs. Louisville	2003

SEASON RECORDS

Total Plays

1.	541	Gino Guidugli	2002
2.	507	Greg Cook	1968
3.	504	Zach Collaros	2011
4.	501	Gino Guidugli	2003
5.	497	Desmond Ridder	2021
6.	486	Ben Mauk	2007
7.	469	Desmond Ridder	2019
8.	460	Desmond Ridder	2018
9.	453	Gunner Kiel	2014
10.	439	Danny McCoin	1986

Total Yards

1.	3,699	Desmond Ridder	2021
2.	3,570	Gino Guidugli	2002
3.	3,498	Ben Mauk	2008
4.	3,396	Gunner Kiel	2014
5.	3,210	Greg Cook	1968
6.	3,104	Zach Collaros	2011
7.	3,028	Desmond Ridder	2018
8.	2,874	Hayden Moore	2017
9.	2,870	Gino Guidugli	2003
10.	2,814	Desmond Ridder	2019

CAREER RECORDS

Total Plays

1.	1,806	Desmond Ridder	2018-21
2.	1,791	Gino Guidugli	2001-04
3.	1,179	Hayden Moore	2015-18
4.	1,091	Danny McCoin	1984-87
5.	1,051	Zach Collaros	2008-11
6.	1,035	Deontey Kenner	1997-2000
7.	955	Lance Harp	1991-93
8.	935	Gunner Kiel	2014-16
9.	892	Danny Barrett	1979-82
10.	869	Dustin Grutza	2005-08

Total Yards

1.	12,418	Desmond Ridder	2018-21
2.	11,661	Gino Guidugli	2001-04
3.	7,000	Gunner Kiel	2014-16
4.	7,087	Zach Collaros	2008-11
5.	7,021	Hayden Moore	2015-18
6.	6,558	Deontey Kenner	1997-2000
7.	6,210	Danny McCoin	1984-87
8.	5,018	Tony Pike	2007-09
9.	4,909	Lance Harp	1991-93
10.	4,760	Greg Cook	1965-68

SCORING

GAME RECORDS

Touchdowns

1.	8	Ike Stewart vs. Transylvania	1912
2.	6	Bob Heuck vs. Transylvania	1912
3.	5	Isaiah Pead vs. Rutgers	2010
4.	4	Jerome Ford vs. UCF	2021
	4	Michael Warren II vs. USF	2018
	4	DeMarco McCleskey at Arkansas State	1998
	4	DeMarco McCleskey vs. Houston	1998
	4	David Small vs. Houston	1993
	4	David Small vs. Kent State	1993

SEASON RECORDS

Touchdowns

1.	20	Jerome Ford	2021
	20	Michael Warren II	2018
3.	17	DeMarco McCleskey	2002
	17	David Small	1993
5.	16	Michael Warren II	2019
6.	15	Isaiah Pead	2011
	15	Ed Kovac	1959
8.	14	Marcus Barnett	2007
9.	13	George Winn	2012
	13	Mardy Gilyard	2009
	13	Mardy Gilyard	2008
	13	Al Nelson	1964

CAREER RECORDS

Touchdowns

1.	41	DeMarco McCleskey	1998, 2000-02
2.	37	Michael Warren II	2017-19
3.	33	David Small	1991-93
4.	27	Reggie Harrison	1971-73
5.	33	Isaiah Pead	2008-11
6.	31	Mardy Gilyard	2005-09
7.	28	Desmond Ridder	2018-21
8.	27	Jerome Ford	2020-21
9.	26	Chris Moore	2012-15
	26	Reggie Taylor	1983-86
	26	Bob Heuck	1910-12

POINTS

GAME RECORDS

Total Points

1.	51	Ike Stewart vs. Transylvania	1912
2.	36	Bob Heuck vs. Transylvania	1912
3.	25	Jim O'Brien vs. Louisville	1968

SEASON RECORDS

Total Points

1.	142	Jim O'Brien	1968
2.	120	Jerome Ford	2021
	120	Michael Warren II	2018
4.	112	Andrew Gantz	2015
5.	104	Jonathan Ruffin	2000
6.	102	Tony Miliano	2012
	102	Jacob Rogers	2009
	102	DeMarco McCleskey	2002
	102	David Small	1993
10.	101	Jonathan Ruffin	2002

CAREER RECORDS

Total Points

1.	339	Jacob Rogers	2007-10
2.	315	Jonathan Ruffin	1999-2002
3.	248	DeMarco McCleskey	1998, 2000-02
4.	247	Jim O'Brien	1967-69
5.	226	Andrew Gantz	2014-17
6.	222	Michael Warren II	2017-19
	203	Steve Schultz	1976-79
8.	202	Eric Richards	1994-97
9.	200	Tony Miliano	2011-14
10.	198	Isaiah Pead	2008-11
	198	David Small	1991-93

KICKING RECORDS

KICKING

GAME RECORDS

Extra Points Made

1.	12	Alonzo Weiss vs. Transylvania.....	1912
2.	9	Ryan Coe vs. Kennesaw State.....	2022
	9	Cole Smith vs. Alabama A&M.....	2018
	9	Jacob Rogers vs. Rutgers.....	2010
	9	Steve Schultz vs. Louisiana-Monroe	1977
6.	8	Cole Smith vs. UCF.....	2021
	8	Cole Smith vs. ECU.....	2018
8.	7	15 times, last by Cole Smith vs. Temple.....	2021

Field Goals Made

1.	4	10 times, last by Andrew Gantz at Memphis.....	2015
----	---	--	------

SEASON RECORDS

Extra Points Made

1.	63	Jacob Rogers.....	2009
2.	54	Cole Smith.....	2018
3.	52	Andrew Gantz.....	2014
4.	51	Sam Crosa.....	2019
	51	Tony Miliano.....	2012
	51	Jacob Rogers.....	2007
7.	49	Andrew Gantz.....	2015
8.	47	Tony Miliano.....	2011
9.	44	Jonathan Ruffin.....	2002
10.	39	Kevin Lovell.....	2004

Extra Points Attempted

1.	68	Jacob Rogers.....	2009
2.	56	Cole Smith.....	2018
3.	54	Andrew Gantz.....	2014
	54	Jacob Rogers.....	2007
5.	53	Tony Miliano.....	2012
6.	51	Sam Crosa.....	2019
7.	50	Andrew Gantz.....	2015
	50	Tony Miliano.....	2011
9.	46	Jonathan Ruffin.....	2002
10.	40	Jacob Rogers.....	2010
	40	Kevin Lovell.....	2004

Extra Point Percentage (min. 20 att.)

1.	1.000	Nine times, last by Christian Lowery (20-of-20).....	2021
----	-------	--	------

Field Goals Made

1.	26	Jonathan Ruffin.....	2000
2.	21	Andrew Gantz.....	2015
3.	19	Jonathan Ruffin.....	2002
4.	18	Kevin Lovell.....	2006
5.	17	Tony Miliano.....	2012
	17	Tony Miliano.....	2011
	17	Tom Dallen.....	1993
8.	16	Andrew Gantz.....	2014
	16	Jacob Rogers.....	2008
	16	Eric Richards.....	1995

Field Goals Attempted

1.	29	Jonathan Ruffin.....	2000
2.	28	Steve Schultz.....	1976
3.	27	Andrew Gantz.....	2015
	25	Tony Miliano.....	2011
	25	Jim O'Brien.....	1968
6.	24	Eric Richards.....	1995
7.	23	Jake Rogers.....	2008
	23	Kevin Lovell.....	2006
9.	22	Tony Miliano.....	2012
	22	Jonathan Ruffin.....	2002
	22	Tom Dallen.....	1993
	22	Dan Shepherd.....	1975

Field Goal Percentage

1.	.909	Chris Manfredini (10-of-11).....	2003
2.	.897	Jonathan Ruffin (26-of-29).....	2000
3.	.864	Jonathan Ruffin (19-of-22).....	2002
4.	.800	Andrew Gantz (16-of-20).....	2014
5.	.786	Jacob Rogers (11-of-14).....	2010
	.786	Steve Schultz (11-of-14).....	1978

Consecutive Games with a Field Goal

1.	11	Jonathan Ruffin.....	2000
2.	10	David Rowe.....	1991
3.	8	Andrew Gantz.....	2015
	8	Jonathan Ruffin.....	2002

Points Scored By Kicking

1.	112	Andrew Gantz.....	2015
	104	Jonathan Ruffin.....	2000
2.	102	Tony Miliano.....	2012
	102	Jacob Rogers.....	2009
	101	Jonathan Ruffin.....	2002
5.	100	Andrew Gantz.....	2014

CAREER RECORDS

Extra Points Made

1.	186	Jacob Rogers.....	2007-10
2.	136	Cole Smith.....	2018-21
3.	129	Jonathan Ruffin.....	1999-2002
4.	109	Andrew Gantz.....	2014-17
5.	98	Tony Miliano.....	2011-14
	98	Steve Schultz.....	1976-79
7.	85	Kevin Lovell.....	2004-06
8.	79	Eric Richards.....	1994-97
9.	76	Phil Insalaco.....	1986-88
10.	61	Jim O'Brien.....	1967-69

Extra Points Attempted

1.	195	Jacob Rogers.....	2007-10
2.	141	Cole Smith.....	2018-21
3.	134	Jonathan Ruffin.....	1999-2002
4.	113	Andrew Gantz.....	2014-
5.	103	Tony Miliano.....	2011-14
	103	Steve Schultz.....	1976-79
7.	86	Kevin Lovell.....	2004-06
8.	81	Eric Richards.....	1994-97
9.	79	Phil Insalaco.....	1986-88
10.	68	Jim O'Brien.....	1967-69

Extra Point Percentage (Min. 30 Att.)

1.	1.000	Sam Crosa (51-of-51).....	2019
	.988	Kevin Lovell (85-of-86).....	2004-06
3.	.978	Eric Richards (89-of-91).....	1994-97
4.	.974	Mike Morton (37-of-38).....	1983-84
5.	.965	Cole Smith (136-of-141).....	2018-21

Consecutive Extra Points Made

1.	82	Kevin Lovell.....	2004-06
2.	78	Andrew Gantz.....	2014-15
	65	Jonathan Ruffin.....	2000-2002
4.	64	Jacob Rogers.....	2008-09
5.	63	Eric Richards.....	1994-97
6.	51	Sam Crosa.....	2019
7.	38	Phil Insalaco.....	1986-88
8.	37	Jacob Rogers.....	2007
9.	36	Mike Morton.....	1983-84
10.	35	Tony Miliano.....	2012
	35	Jacob Rogers.....	2009

Field Goals Made

1.	62	Jonathan Ruffin.....	1999-2002
2.	51	Jacob Rogers.....	2007-10
3.	41	Eric Richards.....	1994-97
4.	39	Andrew Gantz.....	2014-17
5.	35	Steve Schultz.....	1976-79
6.	34	Tony Miliano.....	2011-14
7.	33	Kevin Lovell.....	2004-06
8.	28	Phil Insalaco.....	1986-88
9.	25	Dan Shepherd.....	1973-75
10.	23	Tom Dallen.....	1993-94

Field Goals Attempted

1.	79	Jonathan Ruffin.....	1999-2002
2.	75	Jacob Rogers.....	2007-10
3.	68	Steve Schultz.....	1976-79
4.	62	Eric Richards.....	1994-97
5.	49	Andrew Gantz.....	2014-17
6.	47	Tony Miliano.....	2011-14
	47	Kevin Lovell.....	2004-06
8.	44	Jim O'Brien.....	1967-69
9.	41	Phil Insalaco.....	1986-88
	41	Sal Casola.....	1972-73

Field Goal Percentage

1.	.785	Jonathan Ruffin (62-of-79).....	1999-2002
2.	.780	Andrew Gantz (39-of-50).....	2014-17
3.	.731	David Rowe (19-of-26).....	1990-91
4.	.723	Tony Miliano (34-of-47).....	2011-14
5.	.714	Dan Shepherd (25-of-35).....	1973-75
6.	.702	Kevin Lovell (33-of-47).....	2004-06
7.	.683	Phil Insalaco (28-of-41).....	1986-88
8.	.680	Jacob Rogers (51-of-75).....	2007-10
9.	.677	Jim Fogler (21-of-31).....	1981-83
10.	.676	Tom Dallen (23-of-34).....	1993-94

Consecutive Field Goals Made

1.	13	Jake Rogers.....	2007-08
	13	Jonathan Ruffin.....	2002
3.	12	Andrew Gantz.....	2012
	12	Jonathan Ruffin.....	2000
5.	11	Kevin Lovell.....	2006
6.	8	Jonathan Ruffin.....	2001
	8	Eric Richards.....	1997
8.	7	Jonathan Ruffin.....	2000
	7	Phil Insalaco.....	1987
	7	Kevin Lovell.....	2005-06

Points Scored By Kicking

1.	339	Jacob Rogers.....	2007-10
2.	315	Jonathan Ruffin.....	1999-2002
3.	224	Andrew Gantz.....	2014-17
4.	203	Steve Schultz.....	1976-79
5.	202	Eric Richards.....	1994-97
6.	200	Tony Miliano.....	2011-14
7.	193	Cole Smith.....	2018-21
8.	184	Kevin Lovell.....	2004-06
9.	160	Phil Insalaco.....	1986-88
10.	121	Jim O'Brien.....	1967-69

Consecutive Games Scored In

1.	47	Jonathan Ruffin.....	1999-2002
2.	37	Jacob Rogers.....	2007-10
3.	28	Andrew Gantz.....	2014-15
4.	26	Tony Miliano.....	2011-2012
5.	24	Jim O'Brien.....	1968-69

PUNTING & RETURN RECORDS

PUNTING

GAME RECORDS

Punts

1.	13	Phil Peckich at Pittsburgh.....	1981
2.	12	four times, last by Steve Smith at Louisville.....	1996

Punting Yards

1.	510	Steve Smith at Louisville.....	1996
2.	502	Mike Connell vs. Arizona State.....	1976
3.	460	Clem Fennell at North Texas State	1970
4.	456	Doug Johnson at Boston College.....	1997
5.	452	Steve Smith at Virginia Tech.....	1995

Punting Average

1.	59.7	Pat O'Donnell vs NC State (3 punts).....	2011
	59.7	Kevin Huber vs. Marshall (3 punts)	2007
3.	57.5	John Lloyd vs. USF (2 punts).....	2013
	55.0	John Lloyd vs. Temple (2 punts).....	2012
5.	54.0	Adam Wulfeck vs. Miami (OH) (2 punts).....	1999

SEASON RECORDS

Punts

1.	80	Phil Peckich.....	1981
2.	77	Jeff West.....	1974
3.	73	Jeff Jones	1990
4.	72	James Smith.....	2019
	72	Mike Connell.....	1976
5.	71	Clem Fennell	1972

Punting Yards

1.	3,192	Jeff West.....	1974
2.	3,155	Phil Peckich.....	1981
3.	3,095	Mike Connell.....	1976
	3,053	James Smith.....	2019
4.	2,821	Jeff Jones	1990
5.	2,800	Adam Wulfeck	2001

Punting Average (Min. 25 Punts)

1.	46.90	Kevin Huber.....	2007
2.	46.60	James Smith.....	2018
3.	46.30	Sam Geraci.....	2015
4.	45.00	Kevin Huber.....	2008
5.	43.85	James Smith.....	2020

CAREER RECORDS

Punts

1.	241	Chet Ervin	2002-05
2.	236	Jeff Blaylock.....	1991-94
3.	235	James Smith.....	2017-20
	235	Shaun Burdick.....	1983-86
5.	216	Jeff Jones	1987-90

Punting Yards

1.	10,245	James Smith.....	2017-20
2.	9,446	Chet Ervin	2002-05
3.	9,244	Shaun Burdick.....	1983-86
4.	9,008	Adam Wulfeck	1998-2001
5.	8,711	Jeff Blaylock.....	1991-94

Punting Average (Min. 50 Punts)

1.	45.47	Kevin Huber.....	2005-08
2.	43.90	Mason Fletcher	2021-present
3.	43.60	James Smith.....	2017-20
4.	42.60	Pat O'Donnell.....	2010-12
5.	42.51	Mike Connell.....	1974-77

RETURNS

GAME RECORDS

Kickoff Returns

1.	8	Mardy Gilyard at Pittsburgh.....	2009
	8	LaDaris Vann vs. ECU	1999
3.	7	Three Tied	

Kickoff Return Yards

1.	256	Mardy Gilyard at Pittsburgh	2009
2.	246	Mardy Gilyard at Oklahoma	2008
3.	218	Roger Stephens vs. Dayton.....	1947
4.	207	Mardy Gilyard vs. Florida	2010
5.	192	Keith Jenkins vs. Houston.....	1975

Kickoff Returns For Touchdowns

1.	1	Accomplished 22 times last by Tucker at Indiana (2021)	
----	---	---	--

Punt Returns

1.	7	three times, last by Mike Daniels vs. WCU.....	2005
----	---	--	------

Punt Return Yards

1.	161	Gene Gibson vs. Ohio	1949
2.	122	Tinker Keck vs. Louisville	1997
3.	103	Gene Gibson vs. Western Michigan.....	1949
4.	98	Errol Prisby vs. North Texas State	1963
5.	97	Tinker Keck vs. Miami (OH).....	1997

Punt Return Touchdowns

1.	2	Tinker Keck vs. Louisville	1997
	2	Gene Gibson vs. Ohio	1949
2.	1	Accomplished 25 times	

SEASON RECORDS

Kickoff Returns

1.	42	Mardy Gilyard.....	2009
2.	39	Ralph David Abernathy IV.....	2011
3.	36	Mardy Gilyard.....	2008
4.	33	Donald McKnight.....	1998
5.	32	Ralph David Abernathy IV.....	2012

Kickoff Return Yards

1.	1,281	Mardy Gilyard.....	2009
2.	1,034	Ralph David Abernathy IV.....	2011
3.	994	Mardy Gilyard.....	2008
4.	801	Ralph David Abernathy IV.....	2012
5.	652	Russell Cooper.....	1980

Kickoff Return Average (Min. 1.5 KOR/G)

1.	34.33	Robert Tate	1995
2.	31.50	Chris Hewitt	1993
3.	30.50	Mardy Gilyard.....	2009
4.	29.13	Keith Jenkins.....	1975
5.	27.73	Tom Marvaso	1974

Kickoff Returns For Touchdowns

1.	2	Mardy Gilyard.....	2008
----	---	--------------------	------

Punt Returns

1.	38	Tinker Keck	1997
	38	Charley Bland.....	1973
3.	37	Tom Marvaso	1975
4.	36	Tye Keith.....	2002
5.	35	LaDaris Vann.....	2001

Punt Return Yards

1.	577	Tinker Keck	1997
2.	438	Gene Gibson.....	1949
3.	342	Tom Marvaso	1974

4.	322	Gene Gibson.....	1950
5.	302	Charley Bland.....	1973

Punt Return Average (Min. 10 Returns)

1.	20.86	Gene Gibson.....	1949
2.	20.12	Gene Gibson.....	1950
3.	19.82	Jack Delaney	1951
4.	17.36	Billy Hunter	1972
5.	16.23	Dom Del Bene	1951

Punt Return Touchdowns

1.	4	Tinker Keck	1997
2.	3	Gene Gibson.....	1949

CAREER RECORDS

Kickoff Returns

1.	93	Mardy Gilyard.....	2005-09
2.	87	Ralph David Abernathy IV.....	2011-14
3.	62	Brian Jenkins	1990-93
4.	61	Tre Tucker.....	2018-present
5.	55	Dominick Goodman.....	2005-07

Kickoff Returns Yards

1.	2,657	Mardy Gilyard.....	2005-09
2.	2,186	Ralph David Abernathy IV.....	2011-14
3.	1,542	Tre Tucker.....	2019-present
4.	1,506	Brian Jenkins	1990-93
5.	1,199	Dominick Goodman.....	2005-07

Kickoff Returns Average (Min. 25 KOR)

1.	28.60	Mardy Gilyard.....	2005-09
2.	28.54	Chris Hewitt.....	1993-95
3.	26.41	Robert Tate	1993-95
4.	25.30	Tre Tucker.....	2019-present
5.	25.10	Ralph David Abernathy IV.....	2011-14

Kickoff Returns For Touchdowns

1.	4	Mardy Gilyard.....	2005-09
2.	2	Tre Tucker.....	2019-present
	2	Mel Riggins.....	1970-71
3.	1	Accomplished 17 times	

Punt Returns

1.	73	Robert Tate	1993-96
	73	Tom Marvaso	1974-75
3.	68	Tinker Keck	1997-99
4.	62	Ryan Montgomery	2019-present
5.	60	Lamont Patterson.....	1979-82

Punt Return Yards

1.	804	Tinker Keck	1997-99
2.	760	Gene Gibson.....	1949-50
3.	637	Robert Tate	1993-96
4.	597	Ryan Montgomery	2019-present
5.	575	Tom Marvaso	1974-75

Punt Return Average

1.	20.54	Gene Gibson.....	1949-50
2.	14.33	Jack Delaney	1950-52
3.	11.82	Tinker Keck	1997-99
4.	11.80	Mardy Gilyard.....	2005-09
5.	10.57	Brian Jenkins	1990-92

Punt Return Touchdowns

1.	5	Gene Gibson.....	1949-50
2.	4	Tinker Keck	1997-99
3.	3	Joe Morrison.....	1956-58
4.	2	Tom Marvaso	1974-75
5.	1	Accomplished 16 times last by Gilyard (2009)	

DEFENSIVE RECORDS

TACKLES

GAME RECORDS

Total Tackles

1.	31	Karl Woods at South Carolina	1980
2.	24	Vaughn Booker vs. ECU	1987
3.	23	Brad Jackson vs. Boston College	1997
		23 Jerome Brinson vs. Oklahoma State.....	1987
5.	22	Sam Garnes vs. Vanderbilt	1994
		22 Jason Coppess vs. Bowling Green.....	1993
		22 Alex Gordon vs. Miami (OH)	1986
		22 Brad Nothacker vs. Penn State	1985
9.	21	Jack Bruscianelli vs. West Virginia	1989
		21 Mike Kelly vs. Rutgers.....	1987

Solo Tackles (Since 2001)

1.	12	Zach Edwards vs. ECU	2014
		12 Mike Mickens at Akron	2008
		12 Jamar Enzor at Memphis	2003
		12 Ivan Fields vs. Tulane	2001
5.	11	Walter Stewart vs. Syracuse.....	2010
6.	11	Haruki Nakamura at USF.....	2007
7.	11	Ryan Manalac at USF.....	2007
8.	11	Jamar Enzor vs. Rhode Island	2003
9.	11	Ivan Fields vs. West Virginia	2002
10.	11	Lewis Carter vs. Purdue	2001

Assisted Tackles (Since 2001)

1.	12	Andre Revels at Miami (OH)	2009
		12 Corey Smith vs. Louisville	2007
		12 Jamar Enzor at UAB	2003
4.	11	Kevin Brown vs. Memphis	2014
		11 Zach Edwards vs. Memphis	2014
		11 Jeff Luc vs. Miami (Ohio)	2014
7.	10	Eric Wilson vs. UT Martin.....	2016
		10 Jeff Luc vs. Memphis.....	2014
		10 Nick Temple vs. Memphis.....	2014
		10 Greg Blair at Louisville	2012
		10 JK Schaffer at NC State	2010
		10 JK Schaffer vs. Illinois	2009

Tackles For A Loss (Since 2001)

1.	5.5	Brandon Mills vs. Rutgers.....	2010
2.	5.0	Antwan Peek at Southern Miss.....	2002
		5.0 Antwan Peek vs. Louisiana-Monroe.....	2001
		5.0 Derek Wolfe vs. Connecticut	2011
5.	4.5	Trevor Anderson at Connecticut	2006
		4.5 Cortez Broughton at UCLA	2018

TACKLES

SEASON RECORDS

Total Tackles

1.	186	Mike Brookins	1979
2.	168	Brad Jackson.....	1997
3.	161	Karl Woods.....	1980
4.	158	Jerome Brinson	1983
5.	155	Karl Woods.....	1978
6.	147	Dwayne Berry	1978
7.	145	Muhammed El-Mubarak.....	1995
8.	143	Linwood Marshall	1983
9.	140	Howie Kurnick.....	1978
10.	138	Greg Blair	2012
		138 Phillip Curry	1997
		138 Antonio Gibson	1982

Solo Tackles

1.	101	Howie Kurnick.....	1978
2.	94	Linwood Marshall	1983
3.	93	Brad Jackson.....	1997
		93 Mike Brookins	1979
5.	90	Muhammed El-Mubarak.....	1995
		90 Jerome Brinson	1983
7.	88	Sam Garnes	1994
8.	83	Phillip Curry	1997
9.	82	DeJuan Gossett.....	1999
10.	80	Jack Bruscianelli	1988

Assisted Tackles

1.	99	Karl Woods.....	1980
2.	93	Mike Brookins	1979
3.	83	Karl Woods.....	1978
4.	82	Alex Gordon.....	1985
5.	78	Dwayne Berry	1978
6.	75	Brad Jackson	1997
		75 Richard Rhodes	1985
8.	74	Antonio Gibson	1982
9.	73	Alex Gordon.....	1986
10.	70	Greg Blair	2012

Tackles For A Loss

1.	28.0	Mike Gates	1980
2.	22.0	Trent Cole.....	2004
		22.0 Antwan Peek.....	2001
4.	21.5	Derek Wolfe.....	2011
		21.0 Antwan Peek.....	2002
		21.0 Phil Poirier.....	1989
7.	20.0	Nate Dingle	1992
8.	18.0	Tyjuan Hagler	2002
		18.0 Andrew Stewart	1988
10.	17.5	Cortez Broughton.....	2018

TACKLES

CAREER RECORDS

Total Tackles

1.	502	Karl Woods.....	1977-80
2.	487	Phillip Curry.....	1994-97
3.	392	Brad Jackson.....	1994-97
4.	381	Zach Edwards.....	2013-16
5.	356	Mike Brookins.....	1979-81
6.	352	Alex Gordon.....	1983-86
7.	351	Hassan Champion.....	1995-98
		351 Joe Olding.....	1979-82
9.	338	Doug Monaghan	2001-04
10.	337	JK Schaffer	2008-11
		327 DeJuan Gossett.....	1997-2000

Solo Tackles

1.	268	Phillip Curry.....	1994-97
2.	229	Zach Edwards.....	2013-16
3.	222	DeJuan Gossett.....	1997-2000
4.	216	Brad Jackson.....	1994-97
5.	211	Karl Woods.....	1977-80
6.	208	Ivan Fields.....	1999-2002
7.	206	Sam Garnes	1993-96
8.	200	Doug Monaghan	2001-04
9.	190	Mike Brookins.....	1979-81
10.	184	Hassan Champion.....	1995-98

Assisted Tackles

1.	291	Karl Woods.....	1979-81
2.	219	Phillip Curry.....	1994-97
3.	192	Alex Gordon.....	1983-86
4.	176	Brad Jackson.....	1994-97
5.	175	Joe Olding.....	1979-82
6.	168	Howie Kurnick.....	1975-78
7.	167	Hassan Champion.....	1995-98
8.	166	Mike Brookins.....	1979-81
9.	155	JK Schaffer	2008-11
10.	152	Zach Edwards.....	2014-16

Tackles For A Loss

1.	56.0	Antwan Peek	1998-2002
2.	48.0	Trent Cole.....	2002-04
3.	46.0	Nate Dingle	1990-93
4.	45.0	Phillip Curry.....	1994-97
5.	44.5	Andre Frazier	2001-04
6.	42.0	Terrill Byrd.....	2005-08
7.	38.0	Alex Gordon.....	1983-86
8.	37.0	Derek Wolfe.....	2008-11
		37.0 George Jamison	1980-83
9.	36.0	Andrew Stewart	1986-88
10.	34.5	Tyjuan Hagler	2002-04

DEFENSIVE RECORDS

SACKS

GAME RECORDS

Quarterback Sacks (Since 2001)

1.	4.0	Alex Daniels at Miami (OH).....	2009
	4.0	Antwan Peek vs. Louisiana-Monroe.....	2001
3.	3.5	Cortez Broughton at UCLA.....	2018
4.	3.0	Connor Barwin vs. Pittsburgh.....	2008
	3.0	Trent Cole at ECU.....	2004
	3.0	Anthony Hoke vs. UConn.....	2007
	3.0	Anthony Hoke at Syracuse.....	2007
	3.0	Brandon Mills vs. Rutgers.....	2010
	3.0	Lamonte Nelms at Syracuse.....	2007

SEASON RECORDS

Quarterback Sacks (Since 2001)

1.	13.0	Anthony Hoke.....	2007
2.	12.5	Antwan Peek.....	2001
3.	11.0	Connor Barwin.....	2008
4.	9.5	Derek Wolfe.....	2011
	9.5	Silverberry Mouhon.....	2013
6.	9.0	Terrell Hartsfield.....	2014
	9.0	Antwan Peek.....	2000
8.	8.5	Trent Cole.....	2004
	8.5	Alex Daniels.....	2009
10.	8.0	Terrill Byrd.....	2007

CAREER RECORDS

Quarterback Sacks (Since 2001)

1.	28.0	Antwan Peek.....	1998-2002
2.	22.0	Anthony Hoke.....	2004-07
3.	21.5	Andre Frazier.....	2000-04
4.	19.5	Derek Wolfe.....	2008-11
5.	19.0	Trent Cole.....	2002-04
	19.0	Silverberry Mouhon.....	2012-15
7.	18.0	Nate Dingle.....	1990-93
	18.0	George Jamison.....	1980-83
9.	17.5	Walter Stewart.....	2009-12
10.	16.5	Dan Giordano.....	2008-12
	16.5	Terrill Byrd.....	2005-08

FUMBLES

GAME RECORDS

Fumbles Forced (Since 2000)

1.	3	Antwan Peek vs. Louisiana-Monroe.....	2001
2.	2	Seven times, last by J. White vs. Tulsa.....	2019

Fumbles Recovered (Since 2000)

1.	2	Willis Edwards vs. Memphis.....	2002
	2	Ivan Fields at Memphis.....	2000
	2	Jeff Luc vs. USF.....	2014
	2	Kevin McCullough vs. Connecticut.....	2005
	2	Wesley Richardson at NC State.....	2010

SEASON RECORDS

Fumbles Forced (Since 2000)

1.	7	Antwan Peek.....	2002
2.	6	Jeff Luc.....	2014
3.	5	Antwan Peek.....	2001
4.	4	Bryan Wright.....	2019
	4	Walter Stewart.....	2011
	4	Willis Edwards.....	2001
	4	Troy Evans.....	2000

Fumbles Recovered (Since 2000)

1.	5	Antwan Peek.....	2002
2.	4	JaVon Hicks.....	2019
	4	Jeff Luc.....	2014
4.	3	Nine times, last by Hartsfield & Wilson.....	2014

CAREER RECORDS

Forced Fumbles (Since 1999)

1.	17	Antwan Peek.....	1998-02
2.	8	Jeff Luc.....	2013-14
	8	Walter Stewart.....	2009-12
3.	6	JK Schaffer.....	2008-11
	6	Andre Frazier.....	2000-04
	6	Zach Norton.....	2000-03
6.	5	Coby Bryant.....	2017-21
	5	Willis Edwards.....	2000-02
	5	Anthony Hoke.....	2004-07
	5	Jason Russel.....	2001-04
	5	Anthony Williams.....	2005-07
	5	Tyrell Gilbert.....	2014-18

Fumble Recoveries

1.	12	John Vitro.....	1973-75
2.	10	Antwan Peek.....	1998-2002
	10	Howie Kurnick.....	1975-77
4.	9	Ronnie Shannon.....	1988-91
	9	David Mann.....	1975-77
6.	7	Eric Wilson.....	2014-16
	7	Marion Ford.....	1972-73
	7	Charlie Stovall.....	1971-72

BLOCKS

CAREER RECORDS

Blocked Kicks (Since 2000)

1.	7	Antwan Peek.....	2000-02
2.	5	Ethan Tucky.....	2018-20
3.	4	Connor Barwin.....	2005-08
4.	3	Wilson Huber.....	2018-present
5.	2	Arquon Bush.....	2018-present
	2	Deshawn Pace.....	2020-present
	2	Tyjuan Hagler.....	2001-04
	2	Mardy Gilyard.....	2005,07-09
	2	Andre Frazier.....	2000-04

SEASON RECORDS

Blocked Kicks (Since 2000)

1.	3	Antwan Peek.....	2000
	3	Connor Barwin.....	2008
	3	Ethan Tucky.....	2019
4.	2	Arquon Bush.....	2021
	2	Mardy Gilyard.....	2007
	2	Antwan Peek.....	2001
	2	Wilson Huber.....	2019
	2	Andre Frazier.....	2003
	2	Tyjuan Hagler.....	2004
	2	Antwan Peek.....	2002

GAME RECORDS

Blocked Kicks (Since 2000)

1.	2	Connor Barwin at Marshall.....	20008
	2	Antwan Peek vs. Miami.....	2000
3.	1	40 times, last by A. Bush at ECU.....	2021

HURRIES

SEASON RECORDS

Quarterback Hurries (Since 2000)

1.	13	Myjai Sanders.....	2021
	13	Trevor Anderson.....	2006
	13	Trent Cole.....	2004
4.	12	Dan Giordano.....	2012
5.	11	Angelo Craig.....	2007

CAREER RECORDS

Quarterback Hurries (Since 2000)

1.	26	Dan Giordano.....	2008-12
2.	25	Myjai Sanders.....	2018-21
3.	16	Silverberry Mouhon.....	2012-15
4.	15	Angelo Craig.....	2003-07
5.	14	Andre Frazier.....	2000-04

DEFENSIVE RECORDS

INTERCEPTIONS

GAME RECORDS

Interceptions

1.	4	Bob Hynes vs. Ohio Northern.....	1923
2.	3	accomplished six times, last by D. Smith (2007)	

Interception Return Yards

1.	123	Shawn Ferguson vs. Memphis.....	1998
2.	96	Jocelyn Borgella vs. Rutgers	1992
	96	Bob Del Rosa vs. Oklahoma State	1958
4.	88	Joe Morrison vs. Dayton.....	1956
5.	87	Joe Morrison vs. Wichita State.....	1956

Interception Returns for Touchdowns

1.	2	Shawn Ferguson vs. Memphis.....	1998
2.	1	accomplished 61 times, last by Bryant (2021)	

SEASON RECORDS

Interceptions

1.	8	DeAngelo Smith	2007
2.	6	seven times, last by Mike Mickens.....	2007

Interception Return Yards

1.	175	Joe Morrison.....	1956
2.	171	Jocelyn Borgella	1992
3.	159	John Mooth.....	1951
4.	158	Mike Mickens	2008
5.	136	Mike Mickens	2007

Interception Returns for Touchdowns

1.	2	Ahmad Gardner.....	2019
	2	Mike Mickens	2007
	2	Blue Adams.....	2002
	2	Shawn Ferguson.....	1998
	2	Joe Morrison.....	1956

CAREER RECORDS

Interceptions

1.	14	Mike Mickens	2005-08
2.	12	DeAngelo Smith	2005-08
	12	Blue Adams.....	1998-2002
	12	Jocelyn Borgella	1990-93
5.	11	Ed Bolis.....	1970-72
6.	10	Coby Bryant	2017-21

Interception Return Yards

1.	296	Mike Mickens	2005-08
2.	263	Jocelyn Borgella	1990-93
	263	Joe Morrison.....	1956-58
4.	254	Gene Gibson.....	1949-50
5.	222	Aaron Webster.....	2006-09

Interception Returns for Touchdowns

1.	3	Mike Mickens	2005-08
	3	Shawn Ferguson.....	1995-98
2.	2	four times, last by Ahmad Gardner	2019-21

PASSES BROKEN UP

GAME RECORDS

Most Pass Breakups (Since 2000)

1.	4	Mike Mickens vs. Rutgers	2006
	4	Zach Norton vs. Louisville	2001
	4	Linden Stephens at Miami (OH).....	2017
4.	3	Coby Bryant at Notre Dame	2021
	3	Blue Adams at Temple	2002
	3	Coby Bryant at Temple.....	2018
	3	Coby Bryant at ECU.....	2019
	3	Zach Edwards vs. North Carolina	2013
	3	Ivan Fields vs. Houston.....	2002
	3	Tyrell Gilbert at Miami (OH)	2018
	3	Andre Jones vs. ECU.....	2014
	3	Mike Mickens at Akron.....	2008
	3	Mike Mickens vs. UConn	2005
	3	Mike Mickens vs. Louisville	2005
	3	Mike Mickens vs. Pittsburgh	2006
	3	Mike Mickens at Miami (OH).....	2005
	3	Haruki Nakamura vs. USF.....	2006
	3	Zach Norton vs. UAB.....	2002
	3	Antwan Peek at Tulane	2000

PASSES DEFENDED (PBU + INT)

SEASON RECORDS

Most Passes Defended (Since 2000)

1.	23	Blue Adams (17 PBU, 6 INT)	2002
2.	18	Mike Mickens (15 PBU, 3 INT).....	2006
3.	16	Lavar Glover (15 PBU, 1 INT).....	2001
	16	Zach Norton (14 PBU, 2 INT)	2002
	16	Deangelo Smith (8 PBU, 8 INT).....	2007
6.	15	Mike Mickens (14 PBU, 1 INT).....	2005
	15	Daven Holly (9 PBU, 6 INT).....	2003
8.	14	Coby Bryant (11 PBU, 3 INT).....	2021
9.	13	Ivan Fields (10 PBU, 3 INT).....	2002
	13	Zach Norton (10 PBU, 3 INT)	2001
	13	Mike Mickens (10 PBU, 3 INT).....	2008

PASSES DEFENDED (PBU + INT)

CAREER RECORDS

Most Passes Defended (Since 2000)

1.	58	Mike Mickens (45 Brup, 13 Int).....	2005-08
2.	45	Coby Bryant (35 Brup, 10 Int).....	2017-21
3.	41	Zach Norton (31 Brup, 10 Int).....	2000-03
4.	34	Blue Adams (26 Brup, 8 Int).....	2000-02
	34	Zach Edwards (26 Brup, 8 Int).....	2013-16
6.	30	Deangelo Smith (19 Brup, 11 Int)	2004-08
7.	29	Doug Monaghan (20 Brup, 9 Int)	2001-04
	29	Deven Drane (21 Brup, 8 Int)	2010-13
9.	28	Drew Frey (20 Brup, 8 Int)	2008-12
10.	27	Ahmad "Sauce" Gardner (18 Brup, 9 INT).....	2019-21

DEFENSIVE SCORES

GAME RECORDS

Fumble Return TDs - Defense (Since 2000)

1.	1	18 times, last by Jabari Taylor vs Kennesaw St..	2022
----	---	--	------

Blocked PAT Return (Two Points) (Since 2000)

1.	1	Coby Bryant vs. Temple.....	2019
	1	Daven Holly vs. Miami (OH).....	2004

Blocked FG Return TDs (Since 2000)

1.	1	Ahmad "Sauce" Gardner at ECU.....	2021
----	---	-----------------------------------	------

SEASON RECORDS

Fumble return TDs (Since 2000)

1.	2	Antwan Peek	2002
2.	1	17 times, last by Jabari Taylor.....	2022

Blocked PAT Return (Two Points) (Since 2000)

1.	1	Coby Bryant	2019
	1	Daven Holley.....	2004

CAREER RECORDS

Fumble return TDs (Since 2000)

1.	2	Antwan Peek	2000-02
	2	Kevin McCullough.....	2005-06
3.	1	Jabari Taylor.....	2017-22
	1	Nick Temple.....	2011-14
	1	Eric Wilson.....	2014-16
	1	Fran Callicott.....	2002-03
	1	JK Schaffer	2008-11
	1	Walter Stewart.....	2009-12
	1	Daven Holly.....	2000-04
	1	Maalik Bomar.....	2009-12
	1	Deven Drane	2010-13
	1	Ivan Fields.....	2000-02
	1	Angelo Craig.....	2003-07
	1	Tyjuan Hagler	2001-04
	1	Carter Jacobs	2014-17
	1	Kimoni Fitz.....	2014-18
	1	Terrell Hartsfield.....	2013-14

Blocked PAT Return (Two Points) (Since 2000)

1.	1	Coby Bryant.....	2017-21
	1	Daven Holley.....	2001-04

Blocked FG Return TDs (Since 2000)

1.	1	Ahmad "Sauce" Gardner at ECU.....	2019-21
----	---	-----------------------------------	---------

SINGLE GAME TEAM RECORDS

Most Points

1.	124	Transylvania	1912
2.	115	Kentucky Wesleyan.....	1921
3.	72	Austin Peay.....	2011
4.	70	Southeast Missouri State.....	2009
5.	69	Rutgers.....	2010
6.	69	Case-Western Reserve.....	1923
7.	67	Virginia Military Institute.....	1953
	67	Baltimore.....	1935
9.	66	Northwestern State.....	2013
	66	Case-Western Reserve.....	1953
10.	63	Kennesaw State.....	2022
	63	Alabama A&M.....	2018
	63	Louisiana-Monroe.....	1977

Most Touchdowns

1.	14	Transylvania	1912
2.	10	Four Times	

Most Rushing Attempts

1.	83	Louisiana-Monroe.....	1977
2.	82	Miami (OH).....	1996
3.	77	Miami (OH).....	1951
4.	74	North Texas State.....	1970
5.	73	Miami (OH).....	1970

Most Rushing Yards

1.	464	Case-Western Reserve.....	1953
	464	Virginia Military Institute.....	1953
3.	422	Kansas State.....	1966
4.	421	Marshall.....	1946
5.	419	Xavier.....	1970
6.	409	Alabama A&M.....	2018
	405	Miami (OH).....	1996
7.	402	North Texas State.....	1970
8.	389	Xavier.....	1946
9.	387	Austin Peay.....	2011
10.	383	South Dakota.....	1965

Most Rushing Touchdowns

1.	14	Transylvania	1912
2.	10	Case-Western Reserve.....	1953
	10	Virginia Military Institute.....	1953

Most Passing Attempts

1.	64	@ Memphis.....	2015
2.	61	USF.....	2010
3.	60	@ Miami (Fla.).....	2014
4.	59	Southern Miss.....	1999
5.	57	Ohio.....	1968

Most Passes Completed

1.	38	@ Memphis.....	2015
	36	Ohio.....	1968
3.	35	Southern Miss.....	1999
4.	34	USF.....	2010
5.	33	@ SMU.....	2018

Most Passing Yards

1.	620	@ Memphis.....	2015
2.	584	Ohio.....	1968
3.	512	USF.....	2010
4.	507	@ Rutgers.....	2013
5.	480	UConn.....	2009
6.	436	ECU.....	2014
	436	Toledo.....	2014
	436	Louisville.....	1968
9.	431	Syracuse.....	2007
10.	407	Southern Miss.....	1999

Most Interceptions Thrown

1.	6	Xavier.....	1972
2.	5	North Texas.....	2002
	5	Toledo.....	1995
	5	Houston.....	1968
	5	North Texas.....	1967
	5	Xavier.....	1955
	5	Xavier.....	1951

Most Touchdown Passes

1.	6	UCF.....	2015
	6	Toledo.....	2014
	6	@ Rutgers.....	2013
	6	Illinois.....	2009
5.	5	SMU.....	2021
	5	ECU.....	2018
	5	UConn.....	2013
	5	Northwestern State.....	2013
	5	@ Louisville.....	2010
	5	@ Rutgers.....	2009
	5	Southern Miss.....	2004

Most Offensive Plays

1.	100	@ Memphis.....	2015
2.	99	Miami (OH).....	1996
3.	96	Southern Miss.....	1999
4.	95	ECU.....	1998
5.	94	@ Miami (Ohio).....	2015
	94	Tulsa.....	1978

Most Yards Total Offense

1.	752	@ Memphis.....	2015
2.	741	Alabama A&M.....	2018
3.	726	UCF.....	2015
4.	711	UConn.....	2009
5.	684	Ohio.....	1968
6.	669	Northwestern State.....	2013
7.	661	Rutgers.....	2010
8.	659	@ UConn.....	2018
9.	653	ECU.....	2020
10.	652	Tulsa.....	2015

Most First Downs

1.	38	Alabama A&M.....	2018
	38	@ Memphis.....	2015
3.	36	Ohio.....	1968
4.	34	Temple.....	2015
	34	Alabama A&M.....	2015

Most Fumbles

1.	15	Louisville.....	1970
2.	9	North Texas State.....	1968
3.	8	Wichita State.....	1960

Most Fumbles Lost

1.	7	Virginia Military Institute.....	1951
2.	6	Louisville.....	1970
	6	Hardin-Simmons.....	1955

Most Turnovers

1.	9	Xavier.....	1955
	9	Hardin-Simmons.....	1955
	9	Virginia Military Institute.....	1951
4.	8	Houston.....	1968
	8	Western Michigan.....	1949

Most Penalties

1.	18	Kansas State.....	1951
2.	15	Xavier.....	1958
3.	14	at Hawai'i.....	2002
	14	Louisville.....	1968

Most Penalty Yards

1.	176	Louisville.....	1968
2.	170	Kentucky.....	1945
3.	161	Dayton.....	1957
4.	159	ECU.....	2020
	142	Toledo.....	1953
5.	140	Kansas State.....	1951

Most Punts

1.	13	Pittsburgh.....	1981
	13	Mississippi State.....	1948
3.	12	Louisville.....	1996
	12	Virginia Tech.....	1995
5.	11	Boston College.....	1997
	11	Central Michigan.....	1990
	11	North Texas State.....	1970
	11	Tulsa.....	1958
	11	Mississippi State.....	1949

Most Punting Yards

1.	510	Louisville.....	1996
2.	502	Arizona State.....	1976
3.	475	Mississippi State.....	1948
4.	460	North Texas State.....	1968
5.	456	Boston College.....	1997
6.	452	Virginia Tech.....	1995
7.	451	Central Michigan.....	1990
8.	425	West Virginia.....	2003
9.	418	Rutgers.....	2008
10.	407	Iowa.....	1990

Most Punt Return Yards

1.	177	Ohio.....	1949
2.	156	Western Reserve.....	1951
3.	150	Western Michigan.....	1950
4.	122	Louisville.....	1997
5.	116	UTEP.....	1950

Most Kickoff Return Yards

1.	295	Memphis.....	1971
2.	278	at Pittsburgh.....	2009
3.	265	at Oklahoma.....	2008
4.	226	Florida.....	2010
	219	Hardin-Simmons.....	1955

Fewest Rushing Attempts

1.	15	Illinois.....	2009
2.	16	at West Virginia.....	2010
	16	Fresno State.....	2009
4.	19	Ohio State.....	2014
	19	at UConn.....	2008
	19	Miami (OH).....	1968
7.	18	at Houston.....	2015
	18	at Pittsburgh.....	2009

Fewest Rushing Yards

1.	-23	Rutgers.....	2005
2.	-20	Northwestern State.....	1977

Fewest Passes Completed

1.	0	Dayton.....	1970
2.	1	Wichita State.....	1965
	1	South Dakota.....	1965
	1	Wichita State.....	1962
	1	Tulsa.....	1959

Fewest Passing Yards

1.	0	Dayton.....	1970
2.	6	Wichita State.....	1965
3.	8	South Dakota.....	1965
4.	11	Wichita State.....	1962
5.	14	Ohio.....	1970

Fewest Yards Total Offense

1.	46	North Texas.....	1959
2.	48	Central Michigan.....	1989
3.	69	Iowa.....	1990
4.	97	Houston.....	1957
5.	100	Tulsa.....	1958

Fewest First Downs

1.	3	West Virginia.....	1989
2.	5	Pacific.....	1949
3.	6	Tulsa.....	1958
	6	Xavier.....	1956
	6	@ Navy.....	1956

Fewest Penalties

1.	1	Houston.....	2014
	1	Rutgers.....	1994
	1	Louisville.....	1966
	1	Memphis.....	1966
	1	Army.....	1963
	1	Hawai'i.....	1954

Fewest Yards Penalized

1.	4	Memphis.....	1966
2.	5	Army.....	1963
3.	10	Houston.....	2014
	10	Temple.....	2003
	10	Rutgers.....	1994
5.	12	Wichita State.....	1965
6.	13	South Dakota.....	1965

Fewest Punts

1.	0	UCF.....	2015
	0	Miami (OH).....	2008
	0	Memphis.....	1998
	0	Miami (OH).....	1954
3.	1	Seven Times	
		Last vs. SMU.....	2021

OPPONENT SINGLE GAME TEAM RECORDS

Fewest Rushing Attempts

1.	17	Dayton	1961
2.	18	@ East Carolina	2015
3.	19	Miami (OH)	2012
	19	Xavier	1954
	19	Akron	2006

Fewest Rushing Yards

1.	-46	Kansas	1997
2.	-37	Wichita State	1974
3.	-22	NC State	2011
4.	-20	Northwestern State	1977
5.	-19	Louisiana-Monroe	1996
6.	-17	Louisville	1968
7.	-16	Louisiana-Lafayette	1975
8.	-15	Syracuse	2007
9.	-14	Louisville	1981
	-14	Wichita State	1965

Fewest Passing Attempts

1.	1	Boston College	1964
2.	2	Louisville	1953
3.	3	Miami (OH)	1971
	3	Wichita State	1955
	3	Miami (OH)	1957

Fewest Pass Completions

1.	0	vs. Louisville	1974
	0	vs. Ohio	1973
	0	vs. Boston College	1964
	0	vs. Indiana	1963
	0	vs. Ohio	1949

Fewest Passing Yards

1.	-1	Xavier	1971
2.	0	Louisville	1974
	0	Ohio	1973
	0	Boston College	1964
	0	Indiana	1963
	0	Ohio	1949

Fewest Yards Total Offense

1.	18	Louisiana-Lafayette	1973
2.	22	Ohio	1950
3.	32	Xavier	1954
4.	53	Kansas	1997
5.	70	Louisville	1976

Most Points

1.	81	Penn State	1991
2.	71	Houston	1968
	71	Ohio Wesleyan	1928
4.	70	Louisville	2004
	70	Florida State	1990
6.	69	West Virginia	1989

Most Rushing Attempts

1.	86	West Virginia	1969
2.	79	Houston	1974
	79	Miami (OH)	1972
4.	76	Miami (OH)	1967
5.	74	Miami (OH)	1968

Most Rushing Yards

1.	569	@ Navy	2017
2.	539	Northern Illinois	1989
3.	500	ECU	1987
4.	484	Penn State	1991
5.	483	West Virginia	1969

Most Passing Yards

1.	535	@ ECU	2019
2.	482	vs. Florida	2010
3.	464	@ ECU	2017
4.	460	Louisville	1998
5.	451	Tulsa	1965

Most Passing Attempts

1.	67	Louisville	1997
2.	66	Houston	1993
3.	62	ECU	2014
	62	ECU	1997
4.	58	North Texas	1970
5.	55	Tulsa	1965

Most Pass Completions

1.	38	Duke	2012
2.	37	ECU	1997
3.	36	Oklahoma	2010
	36	Houston	1992
5.	35	ECU	2014
6.	34	@ ECU	2015
	34	@ Tennessee	2011

Most Yards Total Defense

1.	742	Louisville	1998
2.	710	@ Ohio State	2014
	706	Penn State	1991
4.	696	Houston	1968
5.	662	Iowa	1990

Most Passes Intercepted

1.	7	Kansas State	1951
2.	6	Oregon State	2007
	6	North Texas	1966
	6	UTEP	1951
	6	Mississippi State	1949

Most Interception Return Yards

1.	162	Dayton	1956
2.	138	UTEP	1951
3.	123	Memphis	1998
4.	117	Memphis	1995
5.	110	Oregon State	2007

Most Turnovers Forced

1.	8	Rice	1974
2.	7	Oregon State	2007
	7	Memphis	2000
	7	ECU	1990
	7	Rutgers	1983

OVERTIME GAMES

YEAR	OPPONENT	W/L	LENGTH	REGULATION	FINAL
1996	Miami (Ohio)	W	3OT	17-17	30-23
1997	at Houston *	L	2OT	31-31	41-38
	at Miami (Ohio)	W	2OT	24-24	34-31
1999	UAB *	L	OT	21-21	24-21
2000	at Wisconsin	L	OT	22-22	28-25
	at Memphis *	W	OT	10-10	13-10
2002	TCU *	W	OT	29-29	36-29
2003	Temple	W	3OT	24-24	30-24
	at USF *	L	2OT	10-10	24-17
2008	at No. 20 West Virginia *	W	OT	20-20	26-23
2012	at No. 16/14 Louisville *	L	OT	31-31	34-31
2013	No. 19/16 Louisville *	L	OT	24-24	31-24
2016	at Tulsa *	L	OT	34-34	40-37
2017	SMU *	L	OT	28-28	31-28
2018	at Temple *	L	OT	17-17	24-17
	at SMU *	W	OT	20-20	26-20

CINCINNATI'S RECORD IN...

All Overtime Games	7-9
One Overtime	4-7
Two Overtimes	1-2
Three Overtimes	2-0
Overtime at Home	3-3
Overtime on the Road	4-6
Overtime Conference Games	4-8
Overtime Non-Conference Games	3-1
Overtime Coin Toss	8-8

POSSESSION RESULT	CINCINNATI	OPP.
Touchdowns	8	7
Field Goals	6	7
Missed Field Goals	0	3
Turnovers	6	5