



CINCINNATI

2010 FOOTBALL GAME NOTES

UC SPORTS COMMUNICATIONS: RICHARD E. LINDNER CENTER ► 2751 O'VARSITY WAY, SUITE 860 ► CINCINNATI, OH 45221-0021 ► GoBEARCATS.com

SCHEDULE

SEPTEMBER

4	at Fresno State (ESPN2)	L, 28-14
11	INDIANA STATE (WXIX)	W, 40-7
16	at NC State (ESPN)	7:30 p.m.
25	OKLAHOMA (Paul Brown Stadium)	TBA

OCTOBER

9	MIAMI (OH)	TBA
15	at Louisville * (ESPN)	8 p.m.
22	USF * (ESPN2)	8 p.m.
30	SYRACUSE *	TBA

NOVEMBER

13	at West Virginia *	TBA
20	RUTGERS *	TBA
27	at Connecticut *	TBA

DECEMBER

4	PITTSBURGH * (ABC, ESPN, ESPN2)	TBA
---	--	-----

*-BIG EAST game; Home games in **BOLD CAPS**, played at Nippert Stadium unless otherwise noted. All times eastern.

COACHING STAFF

BUTCH JONES (SL)	Head Coach
KERRY COOMBS (SL)	Assoc. HC/Special Teams Coord./DB
STEVE STRIPLING (PB)	Asst. HC/Defensive Line
MIKE BAJAKIAN (PB)	Offensive Coordinator/QB
TIM BANKS (PB)	Co-Defensive Coordinator/DB
JOHN JANCEK (SL)	Co-Defensive Coordinator/LB
JAHMILE ADDAE (SL)	Running Backs
MARK ELDER (PB)	Tight Ends
DON MAHONEY (SL)	Offensive Line
T.J. WEIST (SL)	Wide Receivers

GAMEDAY LOCATION: SL (Sideline); PB (Press Box)

ON THE AIR

TELEVISION	ESPN
Rece Davis	Play-By-Play
Craig James	Analyst
Jesse Palmer	Analyst
Jenn Brown	Sideline

RADIO	WLW (700 AM, SIRIUS 122, XM 143)
Dan Hoard	Play-By-Play
Jim Kelly Jr.	Analyst
Tom Gelehrter	Sideline
Mo Egger	Host/Engineer

SPORTS COMMUNICATIONS

RYAN KOSLEN	Assoc. Dir./Football Contact
Phone:	513-497-3132
Email:	Ryan.Koslen@uc.edu
Web:	GoBEARCATS.com
Twitter:	Koz_UC GoBEARCATS_com
Press Box:	513-556-1010

CINCINNATI FOOTBALL

PRESENTED BY:



GAME 3: CINCINNATI (1-1) AT NC STATE (2-0)

THURSDAY, SEPT. 16, 2010 ► 7:30 (ET) ► RALEIGH, N.C. ► CARTER-FINLEY STADIUM (57,583)

GAME INFORMATION

Date: Sept. 16, 2010
 Time: 7:30 p.m. (ET)
 Location: Raleigh, N.C.
 Venue: Carter-Finley Stadium
 Capacity: 57,583
 Surface: Grass
 Television: ESPN
 Live Stats: GoBEARCATS.com
 Series Record: First Meeting
 In Raleigh: First Meeting



CINCINNATI BEARCATS

Rankings (AP/Coaches) nr/nr
 2010 Record 1-1
 Head Coach Butch Jones
 Record at UC (Years) 1-1 (1st)



NC STATE WOLFPACK

Rankings (AP/Coaches) nr/nr
 2010 Record 2-0
 Head Coach Tom O'Brien
 Record at NCSU (Years) 18-21 (4th)

FOOTBALL HEADS TO NC STATE FOR THURSDAY ESPN MATCHUP

- The University of Cincinnati football team will play its third game in 12 days Thursday as it travels to Raleigh, N.C. to take on the North Carolina State University Wolfpack in a nationally-televised ESPN game. The Bearcats evened their 2010 record at 1-1 following a 40-7 win against Indiana State at Nippert Stadium, extending UC's 13-game home winning streak.

THE SERIES

- Thursday marks the first meeting between the Bearcats and Wolfpack.

THE COACHES

- **BUTCH JONES**, named the head coach at the University of Cincinnati on Dec. 16, 2009, is in his first season at the helm of the UC program and is 1-1. Jones most recently led Central Michigan University to a pair of Mid-American Conference Championships and three-straight bowl appearances. He holds a 28-14 overall record and a 22-3 mark in league games.
- **TOM O'BRIEN**, a Cincinnati native, is in his fourth season at NC State. He has an 18-21 record at NC State and a 14-year career mark of 92-66. He is 0-1 against UC, dropping a 24-6 decision in 1997 while the head coach at Boston College.

A LOOK AHEAD

- UC will take on No. 7/9 Oklahoma at Paul Brown Stadium on Sept. 25, 2010. It marks the second matchup between the two schools with the Sooners holding a 1-0 advantage after knocking off UC 52-26 in 2008.

STREAKS, STORYLINES, SIDEBARS

- The University of Cincinnati is in its 123rd football season with an all-time record of 548-543-51 (.502).
- Cincinnati (1885) is one of the five oldest programs in college football along with Rutgers (1869), Michigan (1879), Navy (1880), and Minnesota (1883).
- UC opened up the 2010 campaign on Sept. 4 at Fresno State, dropping a 28-14 decision and evened its record with a 40-7 win in the home opener against Indiana State on Sept. 11.
- UC plays its first three games in a 12-day span and only two games over the next 24 days, including having nine days to prepare for Oklahoma on Sept. 25.
- Cincinnati's rush defense leads the BIG EAST Conference and ranks 10th nationally, giving up an average of 71 yards per game.
- UC has seven new starters on defense this season.
- Cincinnati finished with 263 rushing yards against Indiana State, UC's most in a game since tallying 263 rushing yards against San Diego State on Sept. 29, 2007.
- WR Armon Binns has 10 catches in two games along with two TDs and has had a reception in 15 straight games.
- LB JK Schaffer and DL Derek Wolfe lead the defense with 16 and 13 tackles, respectively.
- LB Antwan Darling, WR Anthony McClung, DB Adrian Witty are the only true freshmen on the squad to see playing time through two games in 2010.
- WR Vidal Hazelton will miss the rest of the season after injuring his knee on a kickoff return at Fresno State.
- Cincinnati won its second-straight BIG EAST Conference title and second BCS bowl bid in 2009.

MEDIA INFORMATION

SPORTS COMMUNICATIONS

Richard E. Lindner Center
Suite 860 • 2751 O'Varsity Way
Cincinnati, OH 45221-0021
Phone: 513-556-5191 • Fax: 513-556-0619

Mike Harris Asst. AD/Sports Communications
513-240-8884 Michael.Harris@uc.edu
Ryan Koslen Assoc. Dir./Football Contact
513-497-3132 Ryan.Koslen@uc.edu
Lara Thornton Associate Director
513-295-4520 Lara.Thornton@uc.edu
Jeremy Martin Assistant Director
513-519-9792 Jeremy.Martin@uc.edu

GOING GREEN

- ▶ Starting with the 2010 season, the University of Cincinnati will no longer print media guides.
- ▶ Complete information, including a record book/media supplement will be made available on the football page at www.GoBEARCATS.com.

ON THE WEB

- ▶ Information on the University of Cincinnati football team is available at www.GoBEARCATS.com.
- ▶ To receive the UC updates via email, please send a request to Ryan Koslen (ryan.koslen@uc.edu).
- ▶ Information on the BIG EAST Conference and all member institutions is also available through the BIG EAST web site at www.BIGEAST.org.

UC WEEKLY MEDIA LUNCHEON

- ▶ The Bearcats hold a weekly media luncheon each Tuesday in the second floor Bob Goin Team Room of Richard E. Lindner Center.
- ▶ Lunch is served at 11:30 a.m., selected players are available for one-on-one interviews from 11:45-12:15, and head coach Butch Jones takes the podium at 12:15.

PRACTICES

- ▶ During a typical Saturday game week, media may interview players and coaches immediately following practice on either Tuesday or Wednesday.
- ▶ Practice is generally closed to the public. Anyone hoping to observe practice should contact UC Sports Communications in advance. Failure to do so may result in an individual's removal from the venue.
- ▶ During regular-season practices, unless otherwise

noted, still and television photographers will be allowed to shoot the first 20 minutes (four periods).
▶ At the conclusion of practice, head coach Butch Jones will address the media on the field.

WEB VIDEO CONTENT

- ▶ Per UC's multimedia contract with IMG College, UC coaches, players, and administrators are not permitted to take part in one-on-one interviews or feature stories that will be made available exclusively for internet distribution.

INTERNET POLICIES

- ▶ Live updating of websites, blogs, and social networking feeds is not allowed at any time during practices.

BIG EAST TELECONFERENCE

- ▶ The BIG EAST Conference will coordinate a weekly teleconference of the league's eight head football coaches, beginning Monday, Aug. 30 and continuing through the 2010 season.
- ▶ The call begins promptly at 11 a.m., with the order of schools as follows:
 - ▶ 11 a.m. Greg Schiano, Rutgers
 - ▶ 11:10 a.m. Charlie Strong, Louisville
 - ▶ 11:20 a.m. Dave Wannstedt, Pittsburgh
 - ▶ 11:30 a.m. Bill Stewart, West Virginia
 - ▶ 11:40 a.m. Randy Edsall, Connecticut
 - ▶ 11:50 a.m. Doug Marrone, Syracuse
 - ▶ **Noon Butch Jones, Cincinnati**
 - ▶ 12:10 p.m. Skip Holtz, USF

- ▶ For those who are not able to participate during the live teleconference, an archive of Monday's call will be available on the BIG EAST Web site at www.bigeast.org, normally within an hour of the call's completion.

COLLEGEPRESSBOX.COM

- ▶ CollegePressBox.com is the official media website for BIG EAST football.
- ▶ Access and download weekly game notes, statistics, media guides, and more throughout the season.
- ▶ Login information will be distributed by the conference office to accredited media.

collegepressbox.com
EVERYTHING BUT THE PRE-GAME MEAL

2010 QUICK FACTS

Location Cincinnati, OH 45221
Founded 1819
Enrollment 39,667
Conference BIG EAST
Nickname Bearcats
Colors Red (PMS 186) & Black
Home Field Nippert Stadium
Surface/Capacity FieldTurf/35,000
President Dr. Gregory Williams
Director of Athletics Mike Thomas
Faculty Representative Dr. Fritz Russ

HISTORY

First Year of Football 1885
All-time Record 548-543-51 (.502)
All-time Bowl Record 6-6
Last Bowl 2010 Allstate Sugar Bowl
Last Bowl Opponent Florida (L, 51-24)

2010 TEAM INFORMATION

Basic Offense Spread
Basic Defense Multiple
Letterwinners Returning/Lost 41/17
O | D | ST 19/7 | 20/9 | 2/1
Starters Returning/Lost 13/12
O | D | ST 6/5 | 6/5 | 1/2

2009 INFORMATION

Overall Record 12-1
Home/Road/Neutral 6-0/6-0/0-1
BIG EAST Record/Finish 7-0/First
Final Ranking 8 (AP)/9 (USA Today)/3 (BCS)

COACHING STAFF

Head Coach Butch Jones
Record at UC/Years 1-1/First
Career Record/Years 28-14/3
Assoc. Head Coach/Special Teams Coord./DB Kerry Coombs
Asst. Head Coach/DL Steve Stripling
Offensive Coordinator/QB Mike Bajakian
Co-Defensive Coordinator/DB Tim Banks
Co-Defensive Coordinator/LB John Jancek
Asst. Coaches Jahmile Addae (RB), Mark Elder (TE)
..... Don Mahoney (OL), T.J. Weist (WR)
Director of Player Development Milo Austin
Asst. AD/Football Ops John Widecan
Graduate Assts. Ryan Oshnock (Def.), Brian White (Off.)
Staff Associates Roy Manning (Def.), Brandon Myles (Off.)
Administrative Coordinator Chris Spognardi
Strength & Conditioning Dave Lawson
Athletic Trainer Bob Mangine
Equipment Manager Troy Jepsen
Video Coordinator John Sells

WEEK 3 • NC STATE

SUNDAY 12	MONDAY 13	TUESDAY 14	WEDNESDAY 15	THURSDAY 16	FRIDAY 17	SATURDAY 18
No Media Availability	BIG EAST TELECONFERENCE 12-12:10 p.m. - Butch Jones PRACTICE 3:30-5:15 p.m. - Nippert Stadium	PRESS LUNCHEON 11:45-1 p.m. - Goin Team Room BUTCH JONES RADIO SHOW 8-9 p.m. - Orig. Montgomery Inn	TRAVEL DAY 2 p.m. - Depart For Raleigh, N.C. - Lindner Center Loading Docks on Stadium Drive.	GAME 3 Cincinnati at NC State 7:30 p.m. ET Carter-Finley Stadium POSTGAME Coach Jones/players available in interview area.	No Media Availability	No Media Availability

SERIES BUSINESS

NC STATE

Series Record.....	First Meeting
At Cincinnati.....	n/a
At NC State.....	First Meeting
At Neutral Sites.....	n/a
Most UC points.....	n/a
Most NC State points.....	n/a
Combined points.....	n/a
Biggest UC win.....	n/a
Biggest NC State win.....	n/a
Current streak.....	n/a

Game-by-Game Breakdown

Year	Site	Score	Winner
09/16/10	Raleigh, N.C.		

- ▶ NC State will play at Cincinnati in 2011 to close out the two-game series.

UC-NC STATE TIES

- ▶ Wolfpack head coach Tom O'Brien is a Cincinnati native who graduated from St. Xavier High School in 1976.
- ▶ Former UC letterwinner and current NC State offensive coordinator Dana Bible was a starting cornerback for UC from 1972-75.
- ▶ Bible underwent treatment for leukemia at the UNC Cancer Center last spring, but is back coaching.
- ▶ Bible, also a Cincinnati native, began his coaching career with the Bearcats as a graduate assistant (1976-77). He had two stints coaching QBs for UC, from 1978-80 and in 1994.
- ▶ He earned a BA from UC in 1976 and an MBA in 1982.
- ▶ He played and coached as a GA at UC alongside radio analyst Jim Kelly Jr.
- ▶ Defensive line coach Keith Willis was UC's DL coach from 1999-2000.
- ▶ Offensive line coach Don Horton was born in Cincinnati.


MITCH'S MISSION

- ▶ The Bearcats adopted Mitch Stone, a 13-year old brain cancer patient, through the Friends of Jaclyn Foundation.
- ▶ Mitch, a Cincinnati native who attends Maddux Elementary School, was diagnosed with a primitive neuroectodermal brain tumor (PNET) in Feb. 2009.
- ▶ He underwent surgery to remove the tumor, four bouts of chemotherapy, and 31 radiation treatments.
- ▶ Mitch has been cancer free since November of 2009.
- ▶ The Stone family has dubbed his battle Mitch's Mission.
- ▶ Mitch has attended numerous games and practices, and has led the team out of the tunnel on three occasions.
- ▶ Student-athletes, coaches, and support staff wear red white and blue wrist bands that say 'Mitch's Mission.'
- ▶ UC was the first NCAA Football Bowl Subdivision team to adopt a child through FOJ.
- ▶ In December of 2009, Mitch started 'Mitch's Mission', a non-profit organization that raises funds to send children with cancer and blood diseases to summer camp.
- ▶ For more information, visit www.MitchsMission.com.



Friends of Jaclyn Foundation

JEFFERSON AVENUE SPORTS COMPLEX



NEW PRACTICE FIELDS TO DEBUT ...

- ▶ The Jefferson Avenue Sports Complex, which includes new practice fields for the Bearcats football team, made its long anticipated debut on Sept. 2, 2010. The Bearcats held a one-hour walk-through practice enjoying the complex for the first time.
- ▶ The ground breaking took place on March 16, 2010 for the project with an estimated construction cost of \$15.5 million.
- ▶ The first phase of construction, completed on Sept. 1, 2010, includes a lighted 100-yard field.
- ▶ The 100-yard field will also become a seasonal indoor practice facility during winter months via an air-supported "bubble" that will be inflated over the field.
- ▶ The bubble, which will be erected from late November to late February, will maintain an interior ambient temperature between 50-60 degrees.
- ▶ The complex will also help the university go green. A chilled water thermal storage tank will be installed under the shorter 50-yard field to assist with the university's air conditioning systems. The storage tank will help the university realize an ongoing annual energy savings in the range of \$750,000 to \$1 million.
- ▶ The second phase of the construction process will include the addition of a second, lighted 50-yard field, bleacher seating, a press box, a scoreboard, a video/viewing tower, locker/team rooms, a training/taping room, restrooms and a plaza to connect the practice facilities with UC's Varsity Village.

“From a function standpoint, an indoor facility is absolutely crucial for our winter and foul weather workouts. We currently are unable to hold some of our winter workouts because we don't have a place to go indoors. We can't take steps back in the off-season when other teams are moving forward. We need those things to continue building our championship program.” - HEAD FOOTBALL COACH BUTCH JONES

CINCINNATI VS. NC STATE • TEAM COMPARISONS

CINCINNATI (1-1)

Team Statistics	UC	OPP
Points/Game	27.0	17.5
First Downs	37	28
Rushing/Game	139.0	71.0
Passing/Game	174.5	204.0
Total Offense/Game	313.5	275.0
Fumbles-Lost	6-3	7-1
Pen.-Yds/Game	8/37.0	11/40.0
Time of Possession	29:44	30:16

INDIVIDUAL LEADERS

RUSHING	Att	Net	Avg	TD	YPG
Williams	14	120	8.6	0	60.0
Goebel	9	75	8.3	2	37.5

PASSING	C-A-I	Pct.	TD	YPG
Collaros	35-58-0	60.3	3	174.5

RECEIVING	Rec	Yds	Avg	TD	YPG
Woods	11	118	10.7	1	59.0
Binns	10	114	11.4	2	57.0

DEFENSE	U-A-TT	TFL	Int.	PBU
Schaffer	6-10-16	1.0	0	1
Wolfe	7-6-13	1.0	0	0

NC STATE (2-0)

Team Statistics	NCSU	OPP
Points/Game	38.0	14.0
First Downs	40	25
Rushing/Game	131.5	90.5
Passing/Game	228.0	158.0
Total Offense/Game	359.5	248.5
Fumbles-Lost	2-0	5-3
Pen.-Yds/Game	10/25.5	12/36.5
Time of Possession	31:01	28:59

INDIVIDUAL LEADERS

RUSHING	Att	Net	Avg	TD	YPG
Haynes	23	118	5.1	2	59.0
Greene	24	90	3.8	2	45.0

PASSING	C-A-I	Pct.	TD	YPG
Wilson	31-61-0	50.8	5	205.5

RECEIVING	Rec	Yds	Avg	TD	YPG
Graham	7	100	14.3	2	50.0
Bryan	6	58	9.7	1	29.0

DEFENSE	U-A-TT	TFL	Int.	PBU
Manning	6-8-14	0.0	0	0
Cole	9-3-12	3.5	1	0



NCAA TEAM RANKINGS

Category	UC	NCSU
Rushing Offense	78	82
Passing Offense	92	56
Total Offense	95	72
Scoring Offense	69	t-26
Rushing Defense	10	25
Pass Efficiency Defense	97	40
Total Defense	t-29	18
Scoring Defense	44	26
Net Punting	53	78
Punt Returns	61	45
Kickoff Returns	96	74
Turnover Margin	74	2
Pass Defense	63	33
Passing Efficiency	71	62
Sacks	t-42	17
Tackles For A Loss	51	t-34
Sacks Allowed	119	97

2010 CINCINNATI FOOTBALL

THE BASICS ...

- The University of Cincinnati is in its 123rd football season with an all-time record of 548-543-51 (.502).
- Cincinnati (1885) is one of the five oldest programs in college football along with Rutgers (1869), Michigan (1879), Navy (1880), and Minnesota (1883).
- Cincinnati won its second straight BIG EAST Conference title in 2009, earning the league's BCS bowl bid for the second time.
- Head coach Butch Jones enters his first season with the Bearcats after going 27-13 with two Mid-American Conference Championships in three years at Central Michigan University.
- UC returns 13 starters from the 2009 squad, including all-league selections Armon Binns (WR), Ben Guidugli (TE), Alex Hoffman (OL), and Jason Kelce (OL).
- The defense returns four of its top six tacklers from 2009, including LB JK Schaffer (100 tackles), DB Drew Frey (64 tackles, 2 INT), DB Dominique Battle (60 tackles, 2 INT), and LB Walter Stewart (59 tackles, 8 TFL, 4.5 sacks).

A NEW CHALLENGE ...

- UC will play its first three games of the season in 12 days. After battling Fresno State on Sept. 4, the Bearcats opened the home schedule against Indiana State on Sept. 11 before a quick turnaround to play at NC State on Sept. 16.

GROUND POUNDERS ...

- Cincinnati finished the 40-7 win over Indiana State with 263 rushing yards, the most since the Bearcats tallied 263 rushing yards against San Diego State on Sept. 29, 2007.
- For the first time since 2008, the ground game outgained the passing game.
- In a road game at Marshall on Oct. 3, 2008, UC rushed for 203 yards while passing for 158.
- The game was backup QB Chazz Anderson's first start at UC and a 33-10 win for the Bearcats.
- UC passed for 130 yards against the Sycamores, it's lowest passing output in a game since Oct. 22, 2006 when the Bearcats recorded 105 yards passing in a 23-6 win over USF.

INDIANA STATE GAME BALLS ...

- Head coach Butch Jones presented a game ball to UC President Gregory Williams in the locker room following the win over Indiana State.
- Following that, director of athletics Mike Thomas and the team captains presented Coach Jones with a game ball in recognition of his first win at UC.

CAVALCADE OF QB'S AT NIPPERT ...

- QB Zach Collaros became the fourth different QB to start the home opener at Nippert in the past four seasons. Collaros (2010) followed Tony Pike (2009), Dustin Grutza (2008), and Ben Mauk (2007).

SUPER SUB ...

- Darrin Williams, who started at RB in place of Isaiah Pead who had knee swelling, finished the Indiana State game with a career-high 117 yards rushing on 13 carries.
- Pead was the last UC player to rush for more than 100 yards in a game (vs. West Virginia on 11/13/09).

ROGERS NEARS TOP OF SCORING CHARTS ...

- Kicker Jacob Rogers enters the 2010 season in striking distance of UC's all-time scoring record.
- Rogers sits second with 278 career points, trailing only Jonathan Ruffin (1999-2002) who tops the list with 315 points scored.
- Rogers already holds the school marks for extra points made (155) and extra points attempted (158), and he sits second in PAT percentage (.980), points scored by kicking (276), and third in field goals made (41).

FROM FULLBACK TO LINEBACKER ...

- Colin Lozier, who started fall camp at fullback, made the move to linebacker in the last week of August.
- He recorded his first career tackle against Indiana State and finished the game with a career-high four stops.

DYNAMIC DUO RETURNS ...

- Senior WR Armon Binns recorded his first touchdown of the season on a 16-yard pass from Zach Collaros in the second quarter against Indiana State.
- Binns recorded his second touchdown in the third quarter, a 29-yard reception from Collaros.
- Over the past two seasons, Collaros has found a knack for finding Binns as the pair have connected for six scores.
- Binns, who just cracked 1,000 receiving yards for his career entered last season, his junior year, having caught only two balls for 19 yards.

PICKING UP WHERE HE LEFT OFF ...

- LB JK Schaffer, UC's leading returning tackler entering 2010 (100 tackles in 2009), leads the squad with 16 tackles through two games.
- He tallied a season-best nine stops along with a tackle for loss and pass break up against Indiana State.

REDEEMED ...

- John Goebel, who missed a good portion of the 2009 season due to injury, recorded his first touchdown since Nov. 29, 2008 (Syracuse) when he scored on a 3-yard rush in the third quarter against Indiana State.
- It was the eighth rushing touchdown of his career and came after a 28-yard gain on the previous play.
- He later scored on a 1-yard scamper after a Reuben Haley fumble recovery, giving the senior his first multiple touchdown game since Sept. 20, 2008 when he recorded two touchdowns against Miami (OH).

OPPORTUNITY KNOCKS ...

- Backup safety Pat Lambert has made the most of his playing time in 2010.
- Against Indiana State, the sophomore finished with a career-high six tackles and in the opener at Fresno State, he recorded his first career interception.

MEETING EXPECTATIONS ...

- Much was expected of sophomore LB Maalik Bomar entering the 2010 season, his first as a starter.
- Through a pair of games, the sophomore has produced, ranking third on the team with nine tackles.
- He leads the squad with 3.0 tackles for a loss and recorded his first career sack, a 7-yard loss, against Indiana State.

BACK-TO-BACK BIG EAST CONFERENCE CHAMPIONS

BREAKING DOWN THE RECORD

- Below are the records and streaks for Cincinnati

	2010	STREAK	SINCE 2007
Overall	1-1	W1	35-9
Home	1-0	W13	17-2
Road/Neut.	0-1	L2	18-7
BIG EAST	0-0	W12	17-4
BIG EAST Home	0-0	W7	8-2
BIG EAST Road	0-0	W6	9-2

AROUND THE BIG EAST CONFERENCE

2010 STANDINGS

	BIG EAST	OVERALL
Rutgers	0 - 0 .000	2 - 0 1.000
West Virginia	0 - 0 .000	2 - 0 1.000
Cincinnati	0 - 0 .000	1 - 1 .500
Connecticut	0 - 0 .000	1 - 1 .500
Louisville	0 - 0 .000	1 - 1 .500
Pittsburgh	0 - 0 .000	1 - 1 .500
Syracuse	0 - 0 .000	1 - 1 .500
USF	0 - 0 .000	1 - 1 .500

2010 COMPOSITE SCHEDULE

Thursday, September 16

Cincinnati at North Carolina State 7:30 p.m., ESPN

Saturday, September 18

Connecticut at Temple.....TBA
Louisville at Oregon State.....TBA
Maine at Syracuse 7:15 p.m.
Maryland at West Virginia Noon, ESPN

Thursday, September 23

Miami (Fla.) at Pittsburgh 7:30 p.m., ESPN

Saturday, September 25

Oklahoma at Cincinnati.....TBA
Buffalo at Connecticut.....TBA
North Carolina at Rutgers.....TBA
Western Kentucky at USFTBA
West Virginia at Louisiana StateTBA

Saturday, October 2

Vanderbilt at Connecticut.....TBA

VOTE BEARCAT IN 2010!



- One year after beating out 11 other schools, UC fans have a chance to help the Bearcat win a second straight Capital One Mascot Challenge.

- There has never been a back-to-back winner.

- The Bearcat will have to beat out the mascots

from Air Force, Idaho, LSU, Maryland, Miami (Fla.), Minnesota, Montana (the contest's first winner in 2002), Ohio State, Old Dominion, Oregon, Tennessee, UCLA, UTEP, Western Kentucky and Vanderbilt.

- Fans can vote as often as they like by visiting www.capitalonebowl.com or by texting BEARCAT to 69866.

- The competition officially began August 30 and runs 15 weeks. There will be 12 weeks of regular competition followed by quarterfinals, semi-finals, and ultimately the finals.

NIPPERT STADIUM

GOING STREAKING ...

- ▶ UC is on a 13-game Nippert Stadium winning streak, dating back to the 2008 season. The streak, spanning the 2008-09 seasons, marks the first time in school history UC went undefeated at Nippert Stadium in back-to-back seasons.
- ▶ The school-record streak of 15-straight wins was set during a span from Nov. 8, 1952-Nov. 13, 1954.
- ▶ Ten of the Top 12 crowds in Nippert history, including a stadium record of 35,106 against Illinois in 2009, have occurred since 2007.
- ▶ With an average of 31,964 fans in six home games in 2008, UC established a single-season attendance record, topping the 2007 average of 30,246.
- ▶ UC's 2009 average of 33,957 set a single-season mark for attendance, shattering the 2008 record of 31,964.
- ▶ Since 2007, UC has set three-straight attendance records and over 600,000 fans (607,809) have come through the Nippert turnstiles.

STREAKING AT HOME IN NON-LEAGUE PLAY ...

- ▶ UC has won 17 straight home non-conference games at Nippert Stadium, dating back to a 30-24 win over Temple in three overtimes on Sept. 20, 2003.
- ▶ UC is 11-0 on the home turf in non-conference play since the 2007 season.

SELLOUTS AT NIPPERT ...

- ▶ Including the 2009 campaign, Nippert Stadium has enjoyed a total of 21 sellouts in its lengthy history.
- ▶ Four of UC's six home games in 2009 were sellouts.
- ▶ Nippert Stadium's 12 largest crowds are listed below:

Att.	Date	Opponent	Result
35,106	11/27/09	Illinois	W, 49-36*
35,105	11/13/09	West Virginia	W, 24-21*
35,100	11/07/09	Connecticut	W, 47-45*
35,099	10/24/09	Louisville	W, 41-10*
35,098	11/22/08	Pittsburgh	W, 28-21*
35,097	11/17/07	West Virginia	L, 28-23*
35,097	10/13/07	Louisville	L, 28-24*
35,097	09/22/07	Marshall	W, 40-14*
35,097	09/02/01	Purdue	L, 19-14*
34,603	11/29/08	Syracuse	W, 30-10
32,924	10/28/00	Miami (OH)	W, 45-15
32,910	09/26/09	Fresno State	W, 28-20

*Sellouts

NIPPERT STADIUM ...

- ▶ UC's home field, Nippert Stadium was built in 1902 and completed as a full stadium in 1923, is the second-oldest playing site in the nation for college football.
- ▶ Among NCAA FBS and FCS schools, Nippert (1923) is the nation's seventh-oldest stadium still in use, preceded by Penn's Franklin Field (1895), Harvard Stadium (1903), Georgia Tech's Bobby Dodd Stadium (1913), the Yale Bowl (1914), Cornell's Schoellkopf Stadium (1915), and Wisconsin's Camp Randall Stadium (1917).
- ▶ Head coach Butch Jones calls Nippert the 'Wrigley Field' of college football.

PICKING UP ...

- ▶ Reuben Haley recorded his first career fumble recovery against Indiana State, leading to a 1-yard rushing touchdown by John Goebel.
- ▶ It was UC's first fumble recovery of 2010.

WOLFE LEADS THE PACK ...

- ▶ DT Derek Wolfe ranks second on the squad with 13 stops in two games this season. He also has recorded a sack, tackle for a loss, and quarterback hurry.
- ▶ He made 13 starts a year ago, with 41 tackles, eight tackles for a loss, five sacks, a forced fumble, and fumble recovery.
- ▶ He opened up the season by tying for the team high with eight tackles at Fresno State.

HELLO EVERYBODY ...

- ▶ Nine Bearcats made their first starts against Fresno State. Maalik Bomar (LB), C.J. Cobb (OL), Evan Davis (OL), Vidal Hazelton (WR), John Hughes (DL), Reuben Johnson (DB), Brandon Mills (DL), Wesley Richardson (DB), and Chris Williams (DB).
- ▶ Randy Martinez (OL), Darrin Williams (RB), and Dominique Battle (CB) made their first starts of the 2010 season against Indiana State.

FIRST-TIME BEARCATS ...

- ▶ Nine UC players made their first appearance in a UC jersey at Fresno State. Vidal Hazelton (WR), Adrian Witty (DB), Aaron Roberson (DB), Bruce Horner (DB), Mitch Meador (DL), Evan Davis (OL), Blake Annen (TE), Monte Taylor (DL), and Tom DeTemple (LS).
- ▶ George Winn (RB) and Robby Armstrong (LB) made their first appearances of 2010 against Indiana State while Austen Bujnoch (OL), Andre Cureton (OL), Quincy Quetant (DB), Demetrius Richardson (TE), and Anthony McClung (WR) made their first appearances as a Bearcat.

HAZELTON OUT FOR THE SEASON ...

- ▶ Vidal Hazelton will miss the rest of the 2010 season due to a knee injury suffered in the fourth quarter of UC's season-opening 28-14 loss at Fresno State Saturday.
- ▶ Hazelton, a senior who transferred from USC, was injured on a kickoff return. He underwent surgery performed by UC's Director of Orthopedic Services Dr. Angelo Colosimo at UC Hospital on Mon. Sept. 13, 2010.

OH CAPTAIN MY CAPTAIN ...

- ▶ Head coach Butch Jones will name three captains for each UC game this year, one on offense, defense, and special teams.
- ▶ Listed below are UC's gameday captains for each contest.

GAME	OFFENSE	DEFENSE	SPECIAL TEAMS
at Fresno State	Jason Kelce (OL)	Derek Wolfe (DL)	Collin McCafferty (LB)
Indiana State	Zach Collaros (QB)	JK Schaffer (LB)	John Goebel (RB)
at NC State			
OKLAHOMA			
MIAMI (OH)			
at Louisville			
USF			
SYRACUSE			
at West Virginia			
RUTGERS			
at Connecticut			
PITTSBURGH			

- ▶ Prior to his injury, he had made six catches for 68 yards and returned three kickoffs for 41 yards.

BONES BACK IN THE SPOTLIGHT ...

- ▶ With the season-ending injury to WR Vidal Hazelton, Marcus Barnett will move outside to take the vacated spot.
- ▶ Bones, his nickname given by his teammates, was a freshman all-America selection after catching 13 TD passes and accumulating 62 receptions for 862 yards in 2007.
- ▶ The past two seasons, he has played sparingly, catching 40 balls for 372 yards and two touchdowns in 2008 and 2009.

PAIR OF GRAD STUDENTS ON THE 2010 SQUAD ...

- ▶ Seniors C.J. Cobb and John Goebel received their bachelor's degrees on Saturday, June 12, 2010 during the 191st Commencement of the University.
- ▶ Both will enroll in graduate school for the 2010 season.

YOUTH MOVEMENT ...

- ▶ The youngsters appear to be taking over the University of Cincinnati football team.
- ▶ The Bearcats have only 13 seniors in 2010 and feature 63 players who are at a sophomore level or below.
- ▶ On the depth chart, UC does not start a senior on the defense and have seven senior starters total with six on offense and kicker Jacob Rogers.

ACADEMICS STRONG IN 2010 ...

- ▶ Since arriving in Cincinnati, head coach Butch Jones has made an immediate impact, overseeing an academic quarter of great success.
- ▶ The Bearcats achieved a team GPA of 2.7 during the Winter 2010 quarter, up from a 2.4 in the Fall 2009 quarter.
- ▶ Thirty-two student-athletes achieved a GPA of 3.0 or above, including linebacker JK Schaffer who posted a 4.0 GPA.

OBADIAH CHEATHAM EARNS SCHOLARSHIP ...

- ▶ Senior walk-on Obadiah Cheatham was honored during training camp as head coach Butch Jones announced he would be placed on scholarship for the 2010 season.
- ▶ Cheatham, a linebacker, is the fifth former walk-on playing in 2010 on scholarship, joining Tom DeTemple, Jason Kelce, Collin McCafferty, and Wesley Richardson.

2010 CINCINNATI FOOTBALL

COLLAROS NAMED TO A PAIR OF WATCH LISTS ...

- UC QB Zach Collaros was named to the 2010 watch lists for both the Manning Award and Davey O'Brien Award.
- He appeared in all 13 games as a sophomore in 2009, making four starts and helping lead UC to a 12-1 season and a second-straight BIG EAST Championship.
- He was 93-of-124 for 1,434 yards and 10 touchdowns in 2009, also adding a quarterback rating of 195.5, 344 yards rushing, and four touchdowns on the ground.
- Collaros was named BIG EAST Player of the Week on Nov. 9, 2009 after setting a league record with 555 yards of total offense (480 passing, 75 rushing) against Connecticut. He was 29-of-37 for 480 yards and one TD through the air and carried the ball 13 times for 75 yards and two touchdowns. His 480 yards passing was the fourth 400-yard passing game in school history and ranks second all-time in UC history behind Greg Cook who threw for 554 against Ohio in 1968.

SCHAFER ON NAGURSKI WATCH LIST ...

- LB JK Schaffer has earned a spot on the watch list for the Nagurski Award, given to the nation's top defender.
- He started the final 12 games in 2009 and was second on the team with 100 tackles, ranking eighth in the BIG EAST Conference.
- Schaffer set a career best with 14 tackles against Illinois and added his second double-digit tackle game with 10 against Florida in the Allstate Sugar Bowl.
- The junior also added 5.5 tackles for a loss, 3 interceptions, 3 pass break ups, and 1.5 sacks.

WOODS A QUADRUPLE THREAT IN 2010 ...

- Junior DJ Woods helps form the core of a strong group of wide receivers entering the 2010 season.
- He caught 51 balls for 640 yards and four scores in 2009.
- Woods has opened 2010 with a team-high 11 catches in two games, good for 118 yards and a touchdown.
- He has rushed twice for eight yards, fielded a pair of kickoffs for 55 yards, and grabbed four punts for an average of eight yards per return.

HUNKERING DOWN INSIDE THE 20

- In a pair of games, Cincinnati's red zone defense has been strong, allowing three scores in six red zone chances.
- On Indiana State's last two drives, UC held the Sycamores to a turnover on downs and a missed field goal.

Rank	Name	Gm	Drives	Scores	Points	Rush TD	Pass TD	FG	Pct
1.	Ohio St.	2	4	1	7	0	1	0	.250
2.	Idaho	2	7	2	10	1	0	1	.290
	Maryland	2	7	2	14	2	0	0	.290
4.	North Carolina	1	3	1	7	0	1	0	.330
5.	San Diego St.	2	5	2	14	1	1	0	.400
6.	South Carolina	2	9	4	12	0	0	4	.440
7.	Buffalo	2	6	3	17	2	0	1	.500
	Central Mich.	2	6	3	13	1	0	2	.500
	Cincinnati	2	6	3	21	0	3	0	.500
	Alabama	2	4	2	6	0	0	2	.500
	Iowa	2	4	2	14	0	2	0	.500
	Rutgers	2	4	2	14	0	2	0	.500
	Arizona	2	2	1	3	0	0	1	.500
	California	2	2	1	7	1	0	0	.500
	FIU	1	2	1	3	0	0	1	.500

BINNS NAMED TO BILETNIKOFF WATCH LIST ...

- Wide receiver Armon Binns earned a spot on the watch list for the Biletnikoff Award, which recognizes the nation's top wide receiver.
- Binns was UC's second-leading receiver a year ago, grabbing 61 balls for 888 yards and tying for the team high with 11 touchdowns. He averaged 68.3 yards per game and 14.6 yards per catch.
- He made a team-high seven catches for 55 yards at Fresno State in the season opener.

UC AGAINST THE TOP-25 ...

- Since 2007, UC tops the NCAA FBS in winning percentage against top-25 teams during the regular season.
- During that span, UC is 8-2 (.800) in 10 games against ranked foes, leading Texas (.778), USC (.750), and Florida (.727). The complete list is below.

WINNING PCT. VS. TOP 25 TEAMS SINCE 2007:

(Minimum: 4 regular-season games over that span)

Cincinnati	8 - 3	.800
Texas	7 - 2	.778
USC	9 - 3	.750
Florida	8 - 3	.727
Alabama	10 - 4	.714
Oklahoma	10 - 4	.714

S(PEAD) KILLS ...

- Running back Isaiah Peard returns after seeing action in all 13 games in 2009, making three starts and leading the BIG EAST with a 6.7 YPC average.
- He gained 806 yards on 121 carries with nine touchdowns.
- Peard had a career-best 175 yards on 18 carries against West Virginia and added four games of 75 yards rushing or more.
- He reached double-digit carries only six times and had 20 receptions for 201 yards and two touchdowns.
- In the opener at Fresno State, Peard had 10 carries for 36 yards and no negative yardage.
- He missed the Indiana State game due to knee swelling.

BACK-TO-BACK BIG EAST CONFERENCE CHAMPIONS

Associated Press Top 25

TEAM	RECORD	VOTES
1. Alabama (52).....	2-0	1466
2. Ohio State (5).....	2-0	1410
3. Boise State (1)	1-0	1306
4. TCU	2-0	1235
5. Oregon	2-0	1172
6. Texas (1)	2-0	1150
7. Oklahoma	2-0	1123
8. Nebraska	2-0	1083
9. Iowa	2-0	1037
10. Florida	2-0	1036
11. Wisconsin	2-0	855
12. Arkansas	2-0	755
13. South Carolina	2-0	642
14. Utah	2-0	627
15. LSU	2-0	595
16. Auburn	2-0	538
17. Miami (FL)	1-1	530
18. USC	2-0	481
19. Stanford	2-0	446
20. Michigan	2-0	437
21. West Virginia	2-0	197
22. Penn State	1-1	171
23. Houston	2-0	169
24. Arizona	2-0	138
25. Oregon State	0-1	75

Other BIG EAST TEAMS Receiving Votes
Pittsburgh 62.

USA TODAY Top 25

TEAM	RECORD	VOTES
1. Alabama (55).....	2-0	1470
2. Ohio State (4).....	2-0	1410
3. Boise State	1-0	1278
4. Texas	2-0	1262
5. TCU	2-0	1168
6. Oregon	2-0	1122
7. Florida	2-0	1108
8. Nebraska	2-0	1095
9. Oklahoma	2-0	1062
10. Iowa	2-0	1050
11. Wisconsin	2-0	889
12. LSU	2-0	740
13. Arkansas	2-0	738
14. Utah	2-0	625
15. Auburn	2-0	618
16. South Carolina	2-0	527
17. Miami (FL)	1-1	417
18. Arizona	2-0	410
19. Stanford	2-0	338
20. Penn State	1-1	296
21. West Virginia	2-0	264
22. Michigan	2-0	254
23. Houston	2-0	220
24. California	2-0	131
25. Missouri	2-0	82

Others BIG EAST TEAMS Receiving Votes
Pittsburgh 50, Cincinnati 11, Connecticut 5.

UC IN THE 2010 BIG EAST/NCAA FBS RANKINGS

Category	No.	National	Conference
Rushing Offense	139.0	78	7
Passing Offense	174.5	92	5
Total Offense	313.5	95	7
Scoring Offense	27.0	69	5
Rushing Defense	71.0	10	1
Pass Efficiency Def.	144.8	97	8
Total Defense	275.0	t-29	2
Scoring Defense	17.5	44	4
Net Punting	37.6	53	6
Punt Returns	8.0	61	7
Kickoff Returns	18.3	96	7
Turnover Margin	-0.5	74	4
Pass Defense	204.0	63	7
Passing Efficiency	127.91	71	3
Sacks	2.0	t-42	3
Tackles For Loss	6.0	51	3
Sacks Allowed	5.0	119	8

INDIVIDUAL

Rushing			
Williams	60.0	-	7
Pead	18.0	-	21

Passing Efficiency

Collaros	127.96	67	3
----------	--------	----	---

Total Offense

Collaros	179.5	t-81	6
----------	-------	------	---

Receptions Per Game

Woods	5.5	t-48	4
Binns	5.0	t-59	t-5

Receiving Yards Per Game

Woods	59.0	-	7
Binns	57.0	-	8

Interceptions

Lambert	0.5	t-26	t-2
---------	-----	------	-----

Punting

O'Donnell	39.8	50	5
-----------	------	----	---

Punt Returns

Woods	8.0	t-48	4
-------	-----	------	---

Field Goals

Rogers	0.5	t-77	t-7
--------	-----	------	-----

Scoring

Collaros	6.0	-	t-11
Binns	6.0	-	t-11
Rogers	5.0	-	19

All-Purpose Runners

Woods	106.5	-	6
-------	-------	---	---

Sacks

Bomar	0.5	t-78	t-4
Stewart	0.5	t-78	t-4
Wolfe	0.5	t-78	t-4
Giordano	0.5	t-78	t-4

Tackles

Schaffer	8.0	-	5
Wolfe	6.5	-	t-10

Tackles For A Loss

Bomar	1.5	t-58	t-3
Stewart	1.0	-	t-9

GUIDUGLI ON MACKEY AWARD WATCH LIST ...

- University of Cincinnati senior tight end Ben Guidugli was named to the watch list for the 2010 John Mackey Award.
- The award, presented by the Nassau County Sports Commission, recognizes the nation's top collegiate tight end.
- Guidugli, a second-team all-BIG EAST Conference selection a year ago, was the fourth-leading receiver on the team, grabbing 27 balls for 264 yards and three touchdowns. He was also a second-team Preseason all-America selection by *Sporting News*.

A HYBRID PLAYER ...

- Playing the role of outside linebacker/defensive end, sophomore Walter Stewart had 59 tackles, 8.5 tackles for a loss, 4.5 sacks, and an interception a year ago.
- He has three tackles, two for a loss, and a sack in 2010.

LIGHTING UP THE SCOREBOARD ...

- UC scored a school-record 502 points in 2009, and made several additions to the top-10 scoring totals list.
- The Bearcats scored 70 points against Southeast Missouri State in the 2009 home opener at Nippert Stadium on Sept. 12.
- The 70-points was the third-best UC scoring output of all time, the highest point total since 2007, and the first time UC has eclipsed 70 points since 1921.
- The 70 points against SEMO also marked the top UC scoring total at Nippert Stadium in the modern era.
- Five of the 10 top UC scoring totals occurred in 2009.

TOP-10 UC SCORING TOTALS SINCE 2007

Rk.	Score	Opp.	Date
1.	70-3	Southeast Missouri State	9/12/09
2.	59-3	Southeast Missouri State	8/30/07
3.	52-23	at San Diego State	9/29/07
	52-31	at Syracuse	11/24/07
5.	49-36	Illinois	11/27/09
6.	47-45	Connecticut	11/7/09
	47-15	at Rutgers	7/7/09
	47-10	at Miami (OH)	9/15/07
9.	45-44	at Pittsburgh	12/5/09
	45-20	Miami (OH)	9/20/08

FREY THE OLD MAN OF THE DEFENSE ...

- Sophomore Drew Frey enters his fourth year with the UC program in 2010.
- The defensive back played in 12 games in 2009, ranking fourth on the team with 64 tackles. He also added four pass break ups, 3.5 tackles for a loss, two interceptions, and a sack.
- He missed the entire 2007 season and most of the 2008 season due to injury.
- Frey was granted an extension of eligibility request by the NCAA for the 2012-13 academic year.
- He opened 2010 with four tackles at Fresno State and added five stops against Indiana State.

SHOWING THE COLORS ...

- Cincinnati coaches and sideline personnel wore patriotic themed shirts and hats for the home opener in recognition of the anniversary of Sept. 11, 2001, as part of adidas' Stars and Stripes Collection.
- UC players wore a special decal on the back of their helmets that spelled out BEARCATS with a stars and stripes twist.

- The Bearcats celebrated Hometown Heroes day during the win over Indiana State, recognizing the efforts of our military personnel and local first responders.
- During pregame and halftime, the Bearcat Band played musical tributes to fallen heroes from September 11, 2001, military veterans, and local members of first response teams.
- Fans were treated to a pregame flyover from a B-2 Spirit Bomber arranged by Major General James M. Kowalski, Vice Commander of the Air Force Global Strike Command and graduate of the UC ROTC program, who also was on hand for the coin toss.

NOTING THE NFL ...

- Eleven former Bearcats earned spots on active rosters entering the 2010 NFL season. Those playing this year include: Connor Barwin (Houston Texans), Brent Celek (Philadelphia Eagles), Trent Cole (Philadelphia Eagles), Mardy Gilyard (St. Louis Rams), Kevin Huber (Cincinnati Bengals), Jeff Linkenbach (Indianapolis Colts), Ricardo Mathews (Indianapolis Colts), Haruki Nakamura (Baltimore Ravens), Tony Pike (Carolina Panthers), Brandon Underwood (Green Bay Packers), Mike Wright (New England Patriots).
- Alex Daniels (Oakland Raiders) was placed on injured reserve and DeAngelo Smith (Cleveland Browns) was signed to the practice squad.
- Linkenbach was an undrafted rookie who finds himself as the backup right tackle in Indianapolis entering the season.
- Barwin suffered an ankle injury in Houston's first game and will undergo surgery and miss the rest of the season.

UC IN ELITE COMPANY ...

- With its second-straight outright league title, UC has entered an elite group among its fellow BCS members.
- The Bearcats are just the sixth school to win two or more outright BCS conference titles since 2000.
- The six BCS automatic qualifier leagues are the ACC, BIG EAST, Big Ten, Big 12, Pac-10, and SEC.

Back-To-Back BCS Outright League Titles Since 2000

Cincinnati (BIG EAST)	2008-09 (2)
Virginia Tech (ACC)	2007-08 (2)
Ohio State (Big Ten)	2006-07 (2)
Oklahoma (Big 12)	2006-08 (3)
USC (Pac-10)	2003-05 (3)
Miami (BIG EAST)	2000-02 (3)

TAKE ME TO HIGHER GROUND ...

- For the past 11 years, the UC football has called the Higher Ground Conference and Retreat Center in West Harrison, Ind., its preseason training home.
- The 280-acre facility is located about 30 miles from campus and has served as the Bearcats training camp location since the lead up to the 1999 season.
- Among many amenities, Higher Ground features a pair of 100-yard FieldTurf practice fields, ample living and meeting spaces and no distractions from football.
- UC is one of four BCS programs that holds training camp off-campus

2010 CINCINNATI FOOTBALL

AN OFFENSIVE COMPARISON ...

- ▶ With head coach Butch Jones taking over the UC program entering 2010, many have wondered what that will mean for the high-octane offense Bearcats fans have seen the past several years.
- ▶ Jones has kept the spread no-huddle attack, but fans will see a bit more offensive balance in 2010 as Jones and offensive coordinator Mike Bajakian will place an emphasis on offensive balance and the running game.
- ▶ Here's a look at how UC and CMU stacked up in the NCAA rankings from 2009.

UC	CATEGORY	CMU
69 (138.7)	Rushing Offense	43 (167.6)
8 (308.8)	Passing Offense	33 (255.5)
11 (447.5)	Total Offense	24 (423.1)
4 (38.6)	Scoring Offense	13 (33.9)
2 (161.21)	Passing Efficiency	14 (146.96)
120 (25:46)	Time of Possession	52 (30:21)

SIGMA SIGMA ...

- ▶ Four University of Cincinnati football players, C.J. Cobb, Zach Collaros, John Goebel, and Jason Kelce hold the unique honor of being members of Sigma Sigma.
- ▶ A local honor fraternity, Sigma Sigma was founded in the summer of 1898 and lists its most important function as teaching loyalty to the University of Cincinnati.
- ▶ It counts among its members current and former college and university Presidents, Mayors of the City of Cincinnati, countless college professors and coaches, flag rank officers of the Armed Forces of the United States, captains in business and industry.

FUTURE SCHEDULES ...

- ▶ UC announced it will take on SEC foe Tennessee in 2011 and will face Virginia Tech from the ACC at FedExField in Landover, Md. in 2012.

CIRCLING CINCINNATI ...

- ▶ The UC football coaching staff have made it no secret that they will use Cincinnati as a recruiting base for future UC student-athletes.
- ▶ Currently, UC has 52 players on its roster from the State of Ohio, far more than any other state represented.
- ▶ Of those 52, 28 are from the greater Cincinnati area.

BEARCATS' GRADUATION RATE LEADS BCS TOP-10 ...

- ▶ The Bearcats rank atop the final 2009 Bowl Championship Series Top-10 in academic rankings, according to the latest Graduation Success Rates, released by the NCAA.
- ▶ UC checked in with a 75 percent NCAA graduation rate and a 71 percent federal government rate, the only team in the BCS top-10 to surpass the 70-percent plateau on both lists.
- ▶ The graduation rates are for student-athletes entering college in 2002-03, meaning they earned their diplomas within six years.

NOTING THE ASSOCIATED PRESS POLL ...

- ▶ UC has been ranked in the *Associated Press* poll for 20 weeks over the 2008 and 2009 seasons, reaching as high as the No. 4 spot on two occasions in 2009 – Nov. 1 and Dec. 6.
- ▶ Prior to that, the Bearcats appeared in only 14 *AP* polls from 1936 to 2007.

NO DOUBLING BACK ...

- ▶ UC earned its second-consecutive outright BIG EAST Conference title in 2009.
- ▶ UC last won back-to-back league titles in 1963-1964, sharing the Missouri Valley Conference Championship in 1963, and winning the title outright in 1964.
- ▶ The last school to earn or share the BIG EAST title in two-straight seasons was West Virginia from 2003-05.

FOOTBALL WINS COMMUNITY AWARD ...

- ▶ The University of Cincinnati football team was recently honored with the Erich Kunzel Queen City Advocate Award at the Cincinnati USA Convention & Visitors Bureau's annual meeting at the Duke Energy Center.
- ▶ The award recognized the Bearcats for bringing positive media coverage to Cincinnati and the region during their record-setting 2009 season.
- ▶ UC went 12-0 during regular season, won its second-straight BIG EAST Conference Championship, and played in the 2010 Allstate Sugar Bowl against Florida, its second-straight Bowl Championship Series appearance.
- ▶ This year, the bureau renamed its Queen City Advocate Award in honor of Erich Kunzel, the late conductor of the Cincinnati Pops Orchestra.

UC ATHLETIC TRAINER HONORED ...

- ▶ UC football athletic trainer Bob Mangine recently received the prestigious American Sports Medicine Institute Career Service Award for Contributions to baseball at the 28th Annual Injuries in Baseball Conference in Birmingham, Ala. The award was presented by Dr. James Andrews.
- ▶ Mangine, entering his eighth season with the football program, also serves as the Director of Sports Therapy for Clinical Residency for NovaCare Rehabilitation.
- ▶ He was presented the award in recognition of his contributions over the last 28 years to Sports Medicine.

THREE FORMER PLAYERS TAKEN IN NFL DRAFT ...

- ▶ Three former UC student-athletes were selected over the three-day 2010 NFL draft.
- ▶ WR Mardy Gilyard was selected by the St. Louis Rams with the first pick of the fourth round and 99th pick overall.
- ▶ QB Tony Pike was chosen by the Carolina Panthers with the 35th pick in the sixth round (No. 204 overall).
- ▶ DL Ricardo Mathews went to Indianapolis with the 31st selection of the seventh round (No. 238 overall).

WOMEN'S FOOTBALL 101 RAISES RECORD AMOUNT ...

- ▶ The Fifth Annual University of Cincinnati Women's Football 101, held in June, raised nearly \$13,000 for breast cancer awareness.
- ▶ Proceeds from the event will benefit breast cancer research at the UC Barrett Cancer Center at University Hospital and its clinical, educational, and research programs. The donation is an event record and surpasses the \$8,000 raised a year ago.

BACK-TO-BACK BIG EAST CONFERENCE CHAMPIONS

BEARCATS IN THE NFL

With the NFL season nearing, the following 13 former Bearcats are on NFL rosters:

NAME	TEAM (YEARS)
Connor Barwin	Houston Texans (2)
Brent Celek	Philadelphia Eagles (4)
Trent Cole	Philadelphia Eagles (6)
Alex Daniels	Oakland Raiders (1R)
Mardy Gilyard	St. Louis Rams (R)
Kevin Huber	Cincinnati Bengals (1)
Jeff Linkenbach	Indianapolis Colts (R)
Ricardo Mathews	Indianapolis Colts (R)
Haruki Nakamura	Baltimore Ravens (3)
Tony Pike	Carolina Panthers (R)
DeAngelo Smith	Cleveland Browns (PS)
Brandon Underwood	Green Bay Packers (1)
Mike Wright	New England Patriots (6)

NFL PEDIGREES

Cincinnati boasts two players on the roster who can lean on their fathers' backgrounds as NFL players.

- ▶ Austen Bujnoch—Son of Glenn Bujnoch, Bengals Buccaneers OL (1976-84)
- ▶ Deven Drane—Son of Dwight Drane, Bills DB (1986-91)

A FAMILY AFFAIR

This year's roster includes four Bearcats who followed in family footsteps to play for UC.

Brother Played at Cincinnati

- ▶ Austen Bujnoch—Digger (OL, 2004-07)
- ▶ Ben Guidugli—Gino (QB, 2001-04)
- ▶ Doug Pike—Tony (QB, 2007-09)

Father Played at Cincinnati

- ▶ Jared Rains—Dan (1974-77)

BEARCATS ON WATCH LISTS

Armon Binns, WR	Biletnikoff
Zach Collaros, QB	Manning, Maxwell, O'Brien
Ben Guidugli, TE	Mackey
Isaiah Pead, RB	Maxwell
JK Schaffer, LB	Nagurski

WHAT UC RETURNS IN 2010

CATEGORY	PCT. RETURNING
Starters	52% (13/25)
Letterwinners	71% (41/58)
Passing Yards	37% (1,494/4,014)
Rushing Yards	73% (1,307/1,803)
Receiving Yards	61% (2,468/4,014)
Passing Touchdowns	35% (10/29)
Rushing Touchdowns	65% (15/23)
Receiving Touchdowns	62% (24/39)
Receptions	61% (191/311)
Tackles	55% (569/1,039)
Sacks	58% (21.5/37)
Interceptions	50% (8/16)

PRONOUNCIATIONS

PLAYERS

Evan Aleshire.....ale-SHY-er
 Blake Annen.....aah-NIN
 Alex Apyan.....A-pee-un
 Armon Binns.....R-mon
 Arryn Chenault.....sha-NO
 Austen Bujnoch.....BOOJ-knock
 Obadiah Cheatham.....O-ba-DIE-a
 Zach Collaros.....ko-LAH-ris
 Alex Delisi.....Duh-LEE-see
 Drew Frey.....Fry
 Dan Giordano.....GEE-or-dah-no
 John Goebel.....GO-bull
 Ben Guidugli.....Ga-DOO-lee
 Vidal Hazelton.....VEE-dahl
 Tomaz Hilton.....TOE-maz
 Jason/Travis Kelce.....KEL-see
 Eric Lefeld.....LAY-feld
 Munchie Legaux.....LE-go
 Roney Lozano.....row-NEY luh-ZAH-no
 Colin Lozier.....LOW-zhur
 Mitch Meador.....MEH-door
 Tony Miliano.....mil-eee-AH-no
 Quincy Quetant.....KAY-tont

COACHES

Jahmile Addae.....juh-MALL UH-dye
 Mike Bajakian.....buh-JAY-key-in
 Kerry Coombs.....combs
 John Jancek.....JAN-sick
 Mike Szerszen.....sir-SHIN
 T.J. Weist.....WEEST

CINCINNATI DEPTH CHART**GAME 3 • NC STATE****OFFENSE**

LT	66	Samuel Griffin	6-4	266	Sr.-2L
	77	Sean Hooley	6-9	297	So.-SQ
LG	53	Randy Martinez	6-1	283	Jr.-1L
	76	Austen Bujnoch	6-5	275	Fr.-RS
C	60	Jason Kelce	6-4	280	Sr.-3L
	65	TJ Franklin	6-4	288	Jr.-SQ
RG	59	Alex Hoffman	6-7	296	Jr.-2L
	72	Evan Davis	6-4	289	Jr.-2L
RT	70	CJ Cobb	6-4	306	Sr.-2L
	79	Andre Cureton	6-6	327	Fr.-RS
TE	19	Ben Guidugli	6-1	230	Sr.-3L
	88	Adrien Robinson	6-5	270	Jr.-2L
WR	85	Marcus Barnett	6-1	173	Sr.-3L
	84	O.J. Woodard	6-3	219	Jr.-2L
WR	3	DJ Woods	6-0	176	Jr.-2L
	83	Danny Milligan	5-9	175	So.-SQ
WR	80	Armon Binns	6-3	204	Sr.-3L
	81	Tomaz Hilton	6-3	208	Jr.-2L
QB	12	Zach Collaros	6-0	216	Jr.-2L
	14	Chazz Anderson	6-1	207	Jr.-1L
RB	23	Isaiah Pead	5-11	200	Jr.-2L
	22	John Goebel	6-2	213	Sr.-3L
-or-	10	Darrin Williams	5-7	175	So.-1L

DEFENSE

L	58	Brandon Mills	5-10	236	So.-1L
	87	Monte Taylor	6-5	258	Jr.-JC
T	95	Derek Wolfe	6-6	295	Jr.-2L
	46	Mitch Meador	6-4	248	Fr.-RS
N	40	John Hughes	6-4	303	Jr.-2L
	94	Jordan Stepp	6-1	287	Fr.-RS
E	99	Dan Giordano	6-4	253	So.-1L
	45	Rob Trigg	6-3	265	Jr.-2L
WLB	4	Maalik Bomar	6-2	213	So.-1L
	57	Obadiah Cheatham	6-2	227	Sr.-1L
MLB	37	JK Schaffer	6-1	223	Jr.-2L
	47	Colin Lozier	6-0	214	So.-1L
SLB	54	Walter Stewart	6-5	235	So.-1L
	43	Robby Armstrong	6-2	221	Sr.-1L
BC	5	Reuben Johnson	5-10	180	So.-1L
	21	Camerron Cheatham	5-9	190	So.-1L
FS	24	Wesley Richardson	6-0	200	Jr.-2L
	20	Chris Williams	6-0	182	So.-1L
SS	26	Drew Frey	6-3	200	So.-1L
	13	Pat Lambert	6-1	197	So.-1L
FC	9	Dominique Battle	6-0	182	Jr.-2L
	8	Adrian Witty	5-10	170	Fr.-HS

SPECIAL TEAMS

LS	96	Tom DeTemple	6-2	232	Jr.-1L
	60	Jason Kelce	6-4	280	Sr.-3L
H	34	Patrick O'Donnell	6-5	214	So.-SQ
	11	Brendon Kay	6-4	229	So.-SQ
PK	97	Jake Rogers	6-4	217	Sr.-3L
	14	Tony Miliano	6-2	198	Fr.-HS
P	34	Patrick O'Donnell	6-5	214	So.-SQ
	83	Danny Milligan	5-9	175	So.-SQ
KOR	10	Darrin Williams	5-7	175	So.-1L
	3	DJ Woods	6-0	176	Jr.-2L
PR	3	DJ Woods	6-0	176	Jr.-2L
	10	Darrin Williams	5-7	175	So.-1L

NUMERICAL

No.	Name	Pos.	Ht.	Wt.	Cl./Elig.	Hometown/High School/Last School	
	1	Kenbrell Thompson	WR	6-1	182	Jr.-JC	Miami, Fla./Northwestern/El Camino CC
	3	DJ Woods	WR	6-0	176	Jr.-2L	Strongsville, Ohio/Strongsville
+	4	Maalik Bomar	LB	6-2	213	So.-1L	Cincinnati, Ohio/Winton Woods
+	4	Munchie Legaux	QB	6-5	190	Fr.-HS	New Orleans, La./Edna Karr
	5	Reuben Johnson	DB	5-10	180	So.-1L	Lawnside, N.J./Winslow Township
	6	Jamar Howard	WR	6-4	227	Sr.-SQ	Cincinnati, Ohio/Withrow/Coll. of the Sequoias
	7	Vidal Hazelton	WR	6-3	213	Sr.-TR	Staten Island, N.Y./Hargrave Military/USC
	8	Adrian Witty	DB	5-10	170	Fr.-HS	Deerfield Beach, Fla./Deerfield Beach
	9	Dominique Battle	DB	6-0	182	Jr.-2L	Boca Raton, Fla./American Heritag
	10	Darrin Williams	RB	5-7	175	So.-1L	Detroit, Mich./Martin Luther King
+	11	Brendon Kay	QB	6-4	229	So.-SQ	Marine City, Mich./Marine City
+	11	Collin McCafferty	LB	6-2	216	Sr.-3L	Maineville, Ohio/Kings
	12	Zach Collaros	QB	6-0	216	Jr.-2L	Steubenville, Ohio/Steubenville
+	13	Cody Kater	QB	6-3	220	Fr.-HS	Montague, Mich./Montague
+	13	Pat Lambert	DB	6-1	197	So.-1L	St. Cloud, Fla./Osceola
+	14	Chazz Anderson	QB	6-1	207	Jr.-1L	Pickerington, Ohio/Central
+	14	Tony Miliano	K	6-2	198	Fr.-HS	North Bend, Ohio/Elder
	15	Montrel Church	WR	6-0	192	Fr.-HS	Southfield, Mich./Southfield-Lathrup
+	16	Will Saddler	DB	6-4	215	Fr.-RS	Columbus, Ind./Columbus East
+	16	Nick West	QB	6-2	199	Fr.-HS	Hebron, Ky./Conner
+	17	John Lloyd	P	6-2	237	Fr.-HS	Cincinnati, Ohio/CHCA
+	17	Anthony McClung	WR	6-0	165	Fr.-HS	Indianapolis, Ind./Pike
	18	Demitri Beal	DB	5-11	184	Fr.-HS	Pembroke Park, Fla./Chaminade-Madonna
	19	Ben Guidugli	TE	6-1	230	Sr.-3L	Ft. Thomas, Ky./Highlands
+	20	Evan Aleshire	WR	6-3	192	Fr.-HS	Cincinnati, Ohio/Wyoming
+	20	Chris Williams	DB	6-0	182	So.-1L	Cincinnati, Ohio/Winton Woods
	21	Camerron Cheatham	DB	5-9	190	So.-1L	Kalamazoo, Mich./Central
	22	John Goebel	RB	6-2	213	Sr.-3L	Milford, Mich./Brother Rice
+	23	Reuben Haley	DB	6-0	185	Jr.-SQ	Cincinnati, Ohio/Mount Healthy
+	23	Isaiah Pead	RB	5-11	200	Jr.-2L	Columbus, Ohio/Eastmoor Academy
	24	Wesley Richardson	DB	6-0	200	Jr.-2L	Columbus, Ohio/Olentangy Liberty
+	25	Arryn Chenault	DB	6-0	196	Fr.-HS	Cincinnati, Ohio/Fairfield
+	25	Adam Fearing	WR	5-9	186	So.-HS	Dayton, Ohio/Carroll
	26	Drew Frey	DB	6-3	200	So.-1L	Wilmington, Ohio/Clinton-Massie
	27	Jorian Hudson	DB	6-2	186	Fr.-HS	Cincinnati, Ohio/Roger Bacon
	29	Juan Glover	WR	5-10	161	Fr.-HS	Cincinnati, Ohio/Winton Woods
	30	Isaiah Nearor	RB	5-8	190	Fr.-HS	Cincinnati, Ohio/Wyoming
	31	Bruce Horner	DB	6-1	171	So.-SQ	Southfield, Mich./Harrison
	32	George Winn	RB	5-11	201	Jr.-1L	Southfield, Mich./U. of Detroit Jesuit
+	33	Aaron Roberson	DB	5-11	184	So.-TR	Maple Hts., Ohio/Chanel/Gannon
+	33	Solomon Tentman	LB	6-2	221	Fr.-HS	Cincinnati, Ohio/Roger Bacon
+	34	Deven Drane	DB	5-11	179	Fr.-HS	Plantation, Fla./Plantation
+	34	Pat O'Donnell	P	6-5	214	So.-SQ	Lakeworth, Fla./Palm Beach Central
	35	Josh Russ	LB	6-5	220	Fr.-HS	Elyria, Ohio/Elyria Catholic
	36	Quincy Quetant	DB	6-2	205	So.-RS	Orlando, Fla./Timber Creek
	37	JK Schaffer	LB	6-1	223	Jr.-2L	Cincinnati, Ohio/LaSalle
	38	Brent Black	DB	6-2	206	Sr.-SQ	Cincinnati, Ohio/Lakota West
	39	Alex Delisi	LB	6-2	230	Jr.-1L	Clarkston, Mich./St. Mary's Preperatory
	40	John Hughes	DL	6-4	303	Jr.-2L	Gahanna, Ohio/Lincoln
	41	Jared Rains	RB	5-10	192	So.-SQ	Aliquippa, Pa./Hopewell
	42	Antwan Darling	LB	6-1	200	Fr.-HS	Miami, Fla./Central
	43	Robby Armstrong	LB	6-2	221	Sr.-1L	Murrysville, Pa./Franklin Regional
	44	Corey Mason	LB	6-3	218	Fr.-HS	Cincinnati, Ohio/Elder
	45	Rob Triqq	DL	6-3	265	Jr.-2L	Dayton, Ohio/Chaminade-Julienne

ALPHABETICAL

20	Evan Aleshire	WR
14	Chazz Anderson	QB
86	Blake Annen	TE
43	Robby Armstrong	LB
85	Marcus Barnett	WR
9	Dominique Battle	DB
18	Demitri Beal	DB
90	Camaron Beard	DL
80	Armon Binns	WR
38	Brent Black	DB
4	Maalik Bomar	LB
76	Austen Bujnoch	OL
21	Camerron Cheatham	DB
57	Obadiah Cheatham	LB
25	Arryn Chenault	DB
70	CJ Cobb	OL
12	Zach Collaros	QB
79	Andre Cureton	OL
42	Antwan Darling	LB
72	Evan Davis	OL
39	Alex Delisi	LB
78	Adam Dempsey	DL
96	Tom DeTemple	LS
34	Deven Drane	DB
25	Adam Fearing	WR
65	TJ Franklin	OL
26	Drew Frey	DB
82	Ben Gertz	WR
99	Dan Giordano	DL
29	Juan Glover	WR
22	John Goebel	RB
66	Samuel Griffin	OL
19	Ben Guidugli	TE
23	Reuben Haley	DB
59	Steve Hancock	DL
93	Brad Harrah	DL
7	Vidal Hazelton	WR
81	Tomaz Hilton	WR
92	Michael Hilty	DL
31	Quentin Hines	RB
59	Alex Hoffman	OL
77	Sean Hooley	OL
31	Bruce Horner	DB
6	Jamar Howard	WR
27	Jorian Hudson	DB
40	John Hughes	DL
5	Reuben Johnson	DB
13	Cody Kater	QB
11	Brendon Kay	QB
62	Cory Keebler	OL
60	Jason Kelce	OL
48	Travis Kelce	TE
64	Mitch Kessel	OL
13	Pat Lambert	DB
56	Eric Lefeld	OL

ALPHABETICAL

4	Munchie Legaux	QB
17	John Lloyd	P
55	Roney Lozano	DL
47	Colin Lozier	LB
53	Randy Martinez	OL
44	Corey Mason	LB
11	Collin McCafferty	LB
49	Sean McClellan	DL
17	Anthony McClung	WR
46	Mitch Meador	DL
14	Tony Miliano	K
83	Danny Milligan	WR
58	Brandon Mills	DL
30	Isaiah Nearor	RB
34	Patrick O'Donnell	P
91	Ryan Paxson	LB
23	Isaiah Pead	RB
67	Doug Pike	OL
36	Quincy Quetant	DB
41	Jared Rains	RB
89	Demetrius Richardson	TE
24	Wesley Richardson	DB
22	Aaron Roberson	DB
88	Adrien Robinson	TE
15	Montrel Church	WR
97	Jacob Rogers	K
35	Josh Russ	LB
56	Doug Ryan	LB
16	Will Saddler	DB
37	JK Schaffer	LB
75	Kevin Schloemer	OL
63	Dan Sprague	OL
94	Jordan Stepp	DL
54	Walter Stewart	LB
33	Solomon Tentman	LB
1	Kenbrell Thompkins	WR
52	Ricardo Thompson	LB
45	Rob Trigg	DL
16	Nick West	QB
20	Chris Williams	DB
10	Darrin Williams	RB
32	George Winn	RB
8	Adrian Witty	DB
95	Derek Wolfe	DL
84	Orion Woodard	WR
3	DJ Woods	WR

NUMERICAL

No.	Name	Pos.	Ht.	Wt.	Cl./Elig.	Hometown/High School/Last School
46	Mitch Meador	DL	6-4	248	Fr.-RS	Greenwood, Ind./Whiteland Community
47	Colin Lozier	LB	6-0	214	So.-1L	Cincinnati, Ohio/Colerain
48	Travis Kelce	TE	6-6	259	So.-1L	Cleveland Hts., Ohio/Cleveland Hts.
49	Sean McClellan	DL	6-4	257	Fr.-RS	Cincinnati, Ohio/Moeller
52	Ricardo Thompson	LB	6-0	229	Jr.-SQ	Cincinnati, Ohio/Withrow
53	Randy Martinez	OL	6-1	283	Jr.-1L	Teaneck, N.J./Teaneck
54	Walter Stewart	LB	6-5	235	So.-1L	Ashville, Ohio/Teays Valley
55	Roney Lozano	DL	6-3	267	Fr.-HS	Miami, Fla./American
+ 56	Eric Lefeld	OL	6-6	249	Fr.-HS	Coldwater, Ohio/Coldwater
+ 56	Doug Ryan	LB	6-0	200	Jr.-HS	Harrison, Ohio/Harrison
57	Obadiah Cheatham	LB	6-2	227	Sr.-1L	Cincinnati, Ohio/Shroder Paideia Acad.
58	Brandon Mills	DL	5-10	236	So.-1L	Cincinnati, Ohio/Colerain
+ 59	Steve Hancock	DL	6-3	236	Jr.-SQ	Sterling, Va./Potomac Falls
+ 59	Alex Hoffman	OL	6-7	296	Jr.-2L	Indianapolis, Ind./Cathedral
60	Jason Kelce	OL	6-4	280	Sr.-3L	Cleveland Hts., Ohio/Cleveland Hts.
62	Cory Keebler	OL	6-7	249	Fr.-HS	Liberty Township, Ohio/Lakota East
63	Dan Sprague	OL	6-3	287	Fr.-RS	Worthington, Ohio/Kilbourne
64	Mitch Kessel	OL	6-5	275	Fr.-RS	Bloomfield Hills, Mich./Seaholm
65	TJ Franklin	OL	6-4	288	Jr.-SQ	Maryville, Tenn./Knoxville Catholic
66	Samuel Griffin	OL	6-4	266	Sr.-2L	Englewood, N.J./Don Bosco Prep
67	Doug Pike	OL	6-2	286	Fr.-RS	Cincinnati, Ohio/Reading
70	CJ Cobb	OL	6-4	306	Sr.-2L	Jacksonville, Fla./Sandalwood
72	Evan Davis	OL	6-4	289	Jr.-2L	Cincinnati, Ohio/Colerain
75	Kevin Schloemer	OL	6-7	281	Fr.-HS	Liberty Township, Ohio/Lakota West
76	Austen Bujnoch	OL	6-5	275	Fr.-RS	Cincinnati, Ohio/Elder
77	Sean Hooey	OL	6-9	297	So.-SQ	Litchfield, Mich./Hillsdale
78	Adam Dempsey	DL	6-2	261	So.-HS	Fort Thomas, Ky./Highlands
79	Andre Cureton	OL	6-6	327	Fr.-RS	Indianapolis, Ind./Pike
80	Armon Binns	WR	6-3	204	Sr.-3L	Pasadena, Calif./Pasadena
81	Tomaz Hilton	WR	6-3	208	Jr.-2L	Youngstown, Ohio/The Rayen
82	Ben Gertz	WR	6-6	200	Fr.-HS	Cincinnati, Ohio/Reading
83	Danny Milligan	WR	5-9	175	So.-SQ	Cincinnati, Ohio/St. Xavier
84	Orion Woodard	WR	6-3	219	Jr.-2L	Pompton Lakes, N.J./Pompton Lakes
85	Marcus Barnett	WR	6-1	173	Sr.-3L	Forestville, Md./Frederick Douglass
86	Blake Annen	TE	6-5	233	Fr.-RS	Upper Arlington, Ohio/Upper Arlington
87	Monte Taylor	DL	6-5	258	Jr.-JC	Los Angeles, Calif./Washington/El Camino CC
88	Adrien Robinson	TE	6-5	270	Jr.-2L	Indianapolis, Ind./Warren Central
89	Demetrius Richardson	TE	6-2	237	So.-SQ	Marlton, N.J./Cherokee/USMAPS
90	Camaron Beard	DL	6-5	260	Fr.-HS	Indianapolis, Ind./Cathedral
91	Ryan Paxson	LB	6-6	226	Fr.-RS	Brighton, Mich./Brighton
92	Michael Hilty	DL	6-5	253	Fr.-RS	Powell, Ohio/Olentangy Liberty
93	Brad Harrah	DL	6-5	230	Fr.-HS	Marion, Ohio/Marion Pleasant
94	Jordan Stepp	DL	6-1	287	Fr.-RS	Indianapolis, Ind./Ben Davis
95	Derek Wolfe	DL	6-6	295	Jr.-2L	Lisbon, Ohio/Beaver Local
96	Tom DeTemple	LS	6-2	232	Jr.-1L	Cincinnati, Ohio/Moeller
97	Jacob Rogers	K	6-4	217	Sr.-3L	Warsaw, Ind./Warsaw
99	Dan Giordano	DL	6-4	253	So.-1L	Frankfort, Ill./Lincoln-Way East

+ - Duplicate Number



HEAD COACH BUTCH JONES

FOURTH SEASON OVERALL | FIRST AT CINCINNATI

Butch Jones, who was named the head coach at the University of Cincinnati on Dec. 16, 2009, enters his first season at the helm of the Bearcats program.

Jones most recently led Central Michigan University to a pair of Mid-American Conference Championships and three-straight bowl appearances.

Since arriving in Cincinnati, Jones has made an immediate impact, building a staff of championship-level coaches and teachers, as well as an atmosphere of competition and family, while also overseeing an academic quarter of great success. The team achieved a GPA of 2.7 during the Winter 2010 quarter, its best ever. Thirty-two student-athletes achieved a GPA at 3.0 or above.

At Central Michigan, Jones continued that program's renaissance, going 27-13 over the past three seasons, including a 22-3 mark in league games, winning a pair of MAC Championships (2007, 2009), playing in three-straight bowl games, and earning a postseason ranking of No. 23 in 2009. He is the only coach in CMU history to lead the team to consecutive bowl games and is the first in MAC history to do it in his first three seasons as head coach.

"Butch Jones has proven himself to be a championship-caliber football coach," Director of Athletics Mike Thomas said. "I am impressed by the qualities he brings to the table, his knowledge of the BIG EAST Conference, and his desire to succeed. We're proud to welcome him to the UC family."

Jones coached 32 all-MAC performers, including two-time MAC Offensive Player of the Year and 2009 MAC Vern Smith Leadership Award winner Dan LeFevour, and two-time MAC Special Teams Player of the Year Antonio Brown. Under his tutelage, 13 student-athletes earned Academic all-MAC accolades.

LeFevour had an NCAA Football Bowl Subdivision Record 148 career touchdowns (101 passing, 46 rushing and one receiving). His 101 career passing TDs, are the most in MAC history.

CMU was 22-3 against MAC opponents during Jones' tenure, including victories in the 2007 and 2009 MAC Championship Games. The Chippewas were 12-1 in MAC road games under Jones and earned two-straight wins over Big Ten teams.

In 2007, Jones became only the ninth first-year head coach to lead his team to a Mid-American Conference championship. The Chippewas' eight victories marked the second-most of any CMU coach in his debut season, and Jones was one of three first-year head coaches nationwide to coach in a bowl game.

A native of Michigan and a former offensive coordinator at CMU, Jones returned to Mount Pleasant after spending the 2005 and 2006 seasons as an assistant coach under Rich Rodriguez at West Virginia University.

Jones spent a total of 11 seasons as an assistant at the Division I-A level. He served as the offensive coordinator at three different schools, spanning eight seasons, and worked directly

with 24 all-conference selections in 15 years as a full-time position coach.

A 1990 graduate of Ferris State University where he was a two-year letterman on the football team, Jones broke into the coaching ranks while still an undergraduate by serving as intern for the Tampa Bay Buccaneers from 1987-89.

Jones, 41, and his wife Barb are the parents of three children: Alex, Adam, and Andrew.

THE BUTCH JONES FILE

PERSONAL INFORMATION

Date of Birth: Jan. 17, 1968 in Saugatuck, Mich.

High School: Saugatuck (Mich.)

Education: Ferris State (1990)

Wife: Barb

Children: Alex, Adam, Andrew


COACHING EXPERIENCE

Years	Position	Team
1987-89	Intern	Tampa Bay Buccaneers
1990-92	Graduate Assistant	Rutgers
1993-94	Offensive Coordinator	Wilkes
1995	Running Backs	Ferris State
1996-97	Offensive Coordinator	Ferris State
1998	Tight Ends	Central Michigan
1999	Wide Receivers	Central Michigan
2000	Running Backs	Central Michigan
2001-03	Offensive Coordinator	Central Michigan
2004	Running Backs	Central Michigan
2005-06	Wide Receivers	West Virginia
2007-09	Head Coach	Central Michigan
2009-	Head Coach	Cincinnati

HEAD COACH YEAR-BY-YEAR RECORD

Year	School	Overall	Conference
2007	Central Michigan	8-6	6-1
	<i>MAC Champions, Motor City Bowl</i>		
2008	Central Michigan	8-5	6-2
	<i>Motor City Bowl</i>		
2009	Central Michigan	11-2	8-0
	<i>MAC Champions, Motor City Bowl</i>		
2010	Cincinnati	1-1	0-0
TOTALS		28-14	20-3

ASSISTANT COACHES ON THE SIDELINE



JAHMILE ADDAE
Running Backs
West Virginia '05



KERRY COOMBS
Associate Head Coach
Special Teams Coordinator
Defensive Backs
Dayton '83



JOHN JANCEK
Co-Defensive Coordinator
Recruiting Coordinator
Linebackers
Grand Valley State '91



DON MAHONEY
Offensive Line
West Virginia State '93



T.J. WEIST
Wide Receivers
Alabama '88


ASSISTANT COACHES IN THE BOOTH



TIM BANKS
Co-Defensive Coordinator
Defensive Backs
Central Michigan '95



MIKE BAJAKIAN
Offensive Coordinator
Quarterbacks
Williams College (Mass.) '96



MARK ELDER
Tight Ends
Case Western Reserve '05



STEVE STRIPLING
Assistant Head Coach
Defensive Line
Colorado '76

2010 STATISTICS ...

DATE	OPPONENT	UC	OPP	ATT	BIG EAST	OVERALL
09/04	at Fresno State	14	28	37,238	0-0	0-1
09/11	INDIANA STATE	40	7	30,807	0-0	1-1
09/16	at NC State					
09/25	OKLAHOMA ^					
10/09	MIAMI (OH)					
10/15	at Louisville *					
10/22	USF *					
10/30	SYRACUSE *					
11/13	at West Virginia *					
11/20	RUTGERS *					
11/27	at Connecticut *					
12/04	PITTSBURGH *					

* - BIG EAST Conference Game; ^-Played at Paul Brown Stadium

TEAM STATISTICS	Cincinnati	Opponent
SCORING	54	35
Points Per Game	27.0	17.5
FIRST DOWNS	37	28
Rushing	21	9
Passing	14	18
Penalty	2	1
RUSHING YARDAGE	278	142
Yards gained rushing	402	211
Yards lost rushing	124	69
Rushing Attempts	77	62
Average Per Rush	3.6	2.3
Average Per Game	139.0	71.0
TDs Rushing	4	0
PASSING YARDAGE	349	408
Comp-Att-Int	35-58-0	41-62-1
Average Per Pass	6.0	6.6
Average Per Catch	10.0	10.0
Average Per Game	174.5	204.0
TDs Passing	3	5
TOTAL OFFENSE	627	550
Total Plays	135	124
Average Per Play	4.6	4.4
Average Per Game	313.5	275.0
KICK RETURNS: #-Yards	7-128	5-106
PUNT RETURNS: #-Yards	4-32	2-6
INT RETURNS: #-Yards	1-0	0-0
KICK RETURN AVERAGE	18.3	21.2
PUNT RETURN AVERAGE	8.0	3.0
INT RETURN AVERAGE	0.0	0.0
FUMBLES-LOST	6-3	7-1
PENALTIES-Yards	8-74	11-80
Average Per Game	37.0	40.0
PUNTS-Yards	12-477	15-574
Average Per Punt	39.8	38.3
Net punt average	37.6	36.1
TIME OF POSSESSION/Game	29:44	30:16
3RD-DOWN Conversions	15/31	9/30
3rd-Down Pct	48%	30%
4TH-DOWN Conversions	0/1	2/4
4th-Down Pct	0%	50%
SACKS BY-Yards	4-18	10-89
MISC YARDS	0	0
TOUCHDOWNS SCORED	7	5
FIELD GOALS-ATTEMPTS	1-2	0-1
ON-SIDE KICKS	0-0	0-0
RED-ZONE SCORES	(5-5) 100%	(3-6) 50%
RED-ZONE TOUCHDOWNS	(5-5) 100%	(3-6) 50%
PAT-ATTEMPTS	(7-7) 100%	(5-5) 100%

ATTENDANCE	30807	37238
Games/Avg Per Game	1/30807	1/37238
Neutral Site Games		0/0

SCORE BY QUARTERS	1st	2nd	3rd	4th	TOTAL
Cincinnati	10	16	28	0	54
Opponents	0	21	7	7	35

INDIVIDUAL STATISTICS

PASSING	G	Effic	Cmp-Att-Int	Pct	Yds	TD	Lng	Avg/G
COLLAROS, Zach	2	127.96	35-58-0	60.3	349	3	29	174.5
TOTAL	2	127.96	35-58-0	60.3	349	3	29	174.5
OPPONENTS	2	144.79	41-62-1	66.1	408	5	59	204.0

RUSHING	GP	Att	Gain	Loss	Net	Avg	TD	Long	Avg/G
WILLIAMS, D.	2	14	121	1	120	8.6	0	23	60.0
GOEBEL, John	2	9	75	0	75	8.3	2	28	37.5
WINN, George	1	11	52	4	48	4.4	0	15	48.0
PEAD, Isaiah	1	10	36	0	36	3.6	0	11	36.0
COLLAROS, Zach	2	29	106	96	10	0.3	2	14	5.0
WOODS, DJ	2	2	12	4	8	4.0	0	12	4.0
TOTAL	2	77	402	124	278	3.6	4	28	139.0
OPPONENTS	2	62	211	69	142	2.3	0	50	71.0

RECEIVING	G	No.	Yds	Avg	TD	Long	Avg/G
WOODS, DJ	2	11	118	10.7	1	25	59.0
BINNS, Armon	2	10	114	11.4	2	29	57.0
HAZELTON, Vidal	1	6	63	10.5	0	24	63.0
PEAD, Isaiah	1	4	28	7.0	0	25	28.0
GUIDUGLI, Ben	2	3	18	6.0	0	12	9.0
GOEBEL, John	2	1	8	8.0	0	8	4.0
TOTAL	2	35	349	10.0	3	29	174.5
OPPONENTS	2	41	408	10.0	5	59	204.0

2009 STATISTICS ...

ALL PURPOSE	G	Rush	Rec	PR	KOR	IR	Tot	Avg/G
WOODS, DJ	2	8	118	32	55	0	213	106.5
WILLIAMS, D.	2	120	0	0	17	0	137	68.5
BINNS, Armon	2	0	114	0	0	0	114	57.0
HAZELTON, Vidal	1	0	63	0	41	0	104	104.0
GOEBEL, John	2	75	8	0	15	0	98	49.0
PEAD, Isaiah	1	36	28	0	0	0	64	64.0
WINN, George	1	48	0	0	0	0	48	48.0
GUIDUGLI, Ben	2	0	18	0	0	0	18	9.0
COLLAROS, Zach	2	10	0	0	0	0	10	5.0
TOTAL	2	278	349	32	128	0	787	393.5
OPPONENTS	2	142	408	6	106	0	662	331.0

----- PATs -----									
SCORING	TD	FGs	Kick	Rush	Rcv	Pass	DXP	Saf	Points
COLLAROS, Zach	2	0-0	0-0	0-0	0	0-0	0	0	12
BINNS, Armon	2	0-0	0-0	0-0	0	0-0	0	0	12
GOEBEL, John	2	0-0	0-0	0-0	0	0-0	0	0	12
ROGERS, Jacob	0	1-2	7-7	0-0	0	0-0	0	0	10
WOODS, DJ	1	0-0	0-0	0-0	0	0-0	0	0	6
TEAM	0	0-0	0-0	0-0	0	0-0	0	1	2
TOTAL	7	1-2	7-7	0-0	0	0-0	0	1	54
OPPONENTS	5	0-1	5-5	0-0	0	0-0	0	0	35

TOTAL OFFENSE	G	Plays	Rush	Pass	Total	Avg/G
COLLAROS, Zach	2	87	10	349	359	179.5
WILLIAMS, D.	2	14	120	0	120	60.0
GOEBEL, John	2	9	75	0	75	37.5
WINN, George	1	11	48	0	48	48.0
PEAD, Isaiah	1	10	36	0	36	36.0
WOODS, DJ	2	2	8	0	8	4.0
TOTAL	2	135	278	349	627	313.5
OPPONENTS	2	124	142	408	550	275.0

PUNTING	No.	Yds	Avg	Long	TB	FC	I20	50+	Blkd
O'DONNELL, Pat	12	477	39.8	51	1	4	6	1	0
TOTAL	12	477	39.8	51	1	4	6	1	0
OPPONENTS	15	574	38.3	55	0	6	4	1	0

KICKOFFS	No.	Yds	Avg	TB	OB	Retn	Net	YdLn
ROGERS, Jacob	10	709	70.9	5	0			
TOTAL	10	709	70.9	5	0	106	50.3	19
OPPONENTS	8	466	58.2	0	1	128	42.2	27

FIELD GOALS	FGM-FGA	Pct	01-19	20-29	30-39	40-49	50+	Lg	Blk
ROGERS, Jacob	1-2	50.0	0-0	0-0	0-0	1-2	0-0	48	0

FG SEQUENCE	CINCINNATI	OPPONENTS
Fresno State	48	-
Indiana State	(48)	36

PUNT RETURNS	No.	Yds	Avg	TD	Long
WOODS, DJ	4	32	8.0	0	18
TOTAL	4	32	8.0	0	18
OPPONENTS	2	6	3.0	0	7

INTERCEPTIONS	No.	Yds	Avg	TD	Long
LAMBERT, Pat	1	0	0.0	0	0
TOTAL	1	0	0.0	0	0
OPPONENTS	0	0	0.0	0	0

KICK RETURNS	No.	Yds	Avg	TD	Long
HAZELTON, Vidal	3	41	13.7	0	18
WOODS, DJ	2	55	27.5	0	37
WILLIAMS, D.	1	17	17.0	0	17
GOEBEL, John	1	15	15.0	0	15
TOTAL	7	128	18.3	0	37
OPPONENTS	5	106	21.2	0	25

FUMBLE RETURNS	No.	Yds	Avg	TD	Long
TOTAL	0	0	0.0	0	0
OPPONENTS	0	0	0.0	0	0

2009 STATISTICS ...

		-----Tackles-----				-Sacks-		---Pass Def---		-Fumbles-		Blkd		
DEFENSE		GP-GS	Solo	Ast	Total	TFL/Yds	No-Yards	Int-Yds	BrUp	QBH	Rcv-Yds	FF	Kick	Saf
37	SCHAFFER, JK	2-2	6	10	16	1.0-6	.	.	1
95	WOLFE, Derek	2-2	7	6	13	1.0-2	1.0-2	.	.	1
5	JOHNSON, Reuben	2-2	6	4	10	.	.	.	2
26	FREY, Drew	2-2	5	4	9
4	BOMAR, Maalik	2-2	8	1	9	3.0-22	1.0-7	.	.	1
24	RICHARDSON, Wes	2-2	4	4	8
13	LAMBERT, Pat	2-0	4	3	7	.	.	1-0
99	GIORDANO, Dan	2-2	3	3	6	1.0-3	1.0-3	1	.	.
21	CHEATHAM, C.	2-0	3	2	5	1.0-1	.	.	1	1	.	1	.	.
9	BATTLE, D.	2-2	4	1	5	1.0-5
58	MILLS, Brandon	2-2	4	.	4	1.0-2	1	.	.
47	LOZIER, Colin	2-0	4	.	4
40	HUGHES, John	2-2	3	1	4
54	STEWART, Walter	2-2	3	.	3	2.0-9	1.0-6	.	.	2
84	WOODARD, Orion	2-0	2	1	3
1M	MCCAFFERTY, C.	2-0	2	.	2
20	WILLIAMS, Chris	1-0	1	1	2	1.0-6
45	TRIGG, Rob	1-0	1	.	1
46	MEADOR, Mitch	2-0	1	.	1
57	CHEATHAM, O.	2-0	1	.	1	.	.	.	1
33	ROBERSON, Aaron	2-0	1	.	1
94	STEPP, Jordan	1-0	1	.	1
87	TAYLOR, Monte	2-0	1	.	1
36	QUETANT, Quincy	1-0	1	.	1
2H	HALEY, Reuben	2-0	.	1	1	1-0	.	.	.
TM	TEAM	2-0	1
TOTAL		2-0	76	42	118	12-56	4-18	1-0	5	5	1-0	3	.	1
OPPONENTS		2-0	86	40	126	16.0-104	10-89	.	7	1	3-0	4	.	

INDIVIDUAL GAME-BY-GAME OFFENSE ...

PASSING

#12 COLLAROS, Zach	Att	Comp	Int	Pct	Yards	TD	Long	Sack	Yds	Effic
Fresno State	41	24	0	58.5	219	1	25	8	64	111.5
Indiana State	17	11	0	64.7	130	2	29	2	25	167.8
TOTALS	58	35	0	60.3	349	3	29	10	89	128.0

RUSHING

PLAYER	No-Yds/TD	FSU	ISU	NCST	OKLA	MIA	LOU	USF	SYR	WVU	RUT	CONN	PITT
WILLIAMS, D.	14-120/0	1-3/0	13-117/0										
GOEBEL, John	9-75/2	-	9-75/2										
WINN, George	11-48/0	DNP	11-48/0										
PEAD, Isaiah	10-36/0	10-36/0	DNP										
COLLAROS, Zach	29-10/2	18--22/1	11-32/1										
WOODS, DJ	2-8/0	2-8/0	-										

RECEIVING

PLAYER	No-Yds/TD	FSU	ISU	NCST	OKLA	MIA	LOU	USF	SYR	WVU	RUT	CONN	PITT
WOODS, DJ	11-118/1	6-72/1	5-46/0										
BINNS, Armon	10-114/2	7-55/0	3-59/2										
HAZELTON, Vidal	6-63/0	6-63/0	DNP										
PEAD, Isaiah	4-28/0	4-28/0	DNP										
GUIDUGLI, Ben	3-18/0	1-1/0	2-17/0										
GOEBEL, John	1-8/0	-	1-8/0										

INDIVIDUAL GAME-BY-GAME DEFENSE (RETURNERS)...

TOTAL TACKLES

PLAYER	UA-A	TOT	FSU	ISU	NCST	OKLA	MIA	LOU	USF	SYR	WVU	RUT	CONN	PITT
SCHAFFER, JK	6-10	16	2-5	4-5										
WOLFE, Derek	7-6	13	4-4	3-2										
JOHNSON, Reuben	6-4	10	4-4	2-0										
BOMAR, Maalik	8-1	9	4-1	4-0										
FREY, Drew	5-4	9	2-2	3-2										
RICHARDSON, Wes	4-4	8	1-3	3-1										
LAMBERT, Pat	4-3	7	1-0	3-3										
GIORDANO, Dan	3-3	6	3-3	-										
BATTLE, D.	4-1	5	-	4-1										
CHEATHAM, C.	3-2	5	1-1	2-1										
LOZIER, Colin	4-0	4	-	4-0										
MILLS, Brandon	4-0	4	1-0	3-0										
HUGHES, John	3-1	4	2-1	1-0										
STEWART, Walter	3-0	3	2-0	1-0										
WOODARD, Orion	2-1	3	0-1	2-0										
WILLIAMS, Chris	1-1	2	1-1	DNP										
MCCAFFERTY, C.	2-0	2	-	2-0										
HALEY, Reuben	0-1	1	-	0-1										
TAYLOR, Monte	1-0	1	-	1-0										
ROBERSON, Aaron	1-0	1	-	1-0										
MEADOR, Mitch	1-0	1	1-0	-										
TRIGG, Rob	1-0	1	DNP	1-0										
QUETANT, Quincy	1-0	1	DNP	1-0										
CHEATHAM, O.	1-0	1	-	1-0										
STEPP, Jordan	1-0	1	DNP	1-0										

SACKS

PLAYER	UA-A	TOT	FSU	ISU	NCST	OKLA	MIA	LOU	USF	SYR	WVU	RUT	CONN	PITT
BOMAR, Maalik	1-0	1.0	-	1.0-7										
STEWART, Walter	1-0	1.0	-	1.0-6										
WOLFE, Derek	1-0	1.0	1.0-2	-										
GIORDANO, Dan	1-0	1.0	1.0-3	-										

TACKLES FOR A LOSS

PLAYER	UA-A	TOT	FSU	ISU	NCST	OKLA	MIA	LOU	USF	SYR	WVU	RUT	CONN	PITT
BOMAR, Maalik	3-0	3.0	1.0-4	2.0-18										
STEWART, Walter	2-0	2.0	1.0-3	1.0-6										
CHEATHAM, C.	1-0	1.0	-	1.0-1										
WILLIAMS, Chris	1-0	1.0	1.0-6	DNP										
GIORDANO, Dan	1-0	1.0	1.0-3	-										
BATTLE, D.	1-0	1.0	-	1.0-5										
MILLS, Brandon	1-0	1.0	-	1.0-2										
SCHAFFER, JK	1-0	1.0	-	1.0-6										
WOLFE, Derek	1-0	1.0	1.0-2	-										

INDIVIDUAL GAME-BY-GAME ALL-PURPOSE/SPECIAL TEAMS...

ALL-PURPOSE YARDS	TOTAL	FSU	ISU	NCST	OKLA	MIA	LOU	USF	SYR	WVU	RUT	CONN	PITT
WOODS, DJ	213	117	96										
WILLIAMS, D.	137	3	134										
BINNS, Armon	114	55	59										
HAZELTON, Vidal	104	104	DNP										
GOEBEL, John	98	-	98										
PEAD, Isaiah	64	64	DNP										
WINN, George	48	DNP	48										
GUIDUGLI, Ben	18	1	17										
COLLAROS, Zach	10	-22	32										

PUNT RETURNS	TOTAL	FSU	ISU	NCST	OKLA	MIA	LOU	USF	SYR	WVU	RUT	CONN	PITT
WOODS, DJ	4-32	1-0	3-32										

KICK RETURNS	TOTAL	FSU	ISU	NCST	OKLA	MIA	LOU	USF	SYR	WVU	RUT	CONN	PITT
WOODS, DJ	2-55	1-37	1-18										
HAZELTON, Vidal	3-41	3-41	DNP										
WILLIAMS, D.	1-17	-	1-17										
GOEBEL, John	1-15	-	1-15										

INT RETURNS	TOTAL	FSU	ISU	NCST	OKLA	MIA	LOU	USF	SYR	WVU	RUT	CONN	PITT
LAMBERT, Pat	1-0	1-0	-										

FUMBLES FORCED	TOTAL	FSU	ISU	NCST	OKLA	MIA	LOU	USF	SYR	WVU	RUT	CONN	PITT
MILLS, Brandon	1	1	-										
GIORDANO, Dan	1	1	-										
CHEATHAM, C.	1	-	1										

FUMBLES RECOVERED	TOTAL	FSU	ISU	NCST	OKLA	MIA	LOU	USF	SYR	WVU	RUT	CONN	PITT
HALEY, Reuben	1	-	1										

INDIVIDUAL SINGLE-GAME CAREER HIGHS ...

ANDERSON, Chazz

Points scored: 6, at Marshall, 10/03/08; Rutgers, 10/11/08
 Touchdowns: 1, at Marshall, 10/03/08; Rutgers, 10/11/08
 Rush attempts: 8, at Marshall, 10/03/08; at Connecticut, 10/25/08
 Rush yards: 16, SEMO, 09/12/09 (3 carries)
 Rush TDs: 1, at Marshall, 10/03/08; Rutgers, 10/11/08
 Long rush: 10, SEMO, 09/12/09
 Pass attempts: 29, Rutgers, 10/11/08
 Pass completions: 21, Rutgers, 10/11/08
 Pass yards: 239, Rutgers, 10/11/08
 Pass TDs: 2, at Marshall, 10/03/08
 Had intercepted: 2, at Connecticut, 10/25/08
 Long pass: 41, at Connecticut, 10/25/08
 Total offense attempts: 36, Rutgers, 10/11/08 (7 rush, 29 pass)
 Total offense yards: 227, Rutgers, 10/11/08 (-12 rush, 239 pass)
 All-purpose yards: 16, SEMO, 09/12/09
 Tackles: 1, at Connecticut, 10/25/08 (1-0)

ARMSTRONG, Robby

Tackles: 7, at Oregon State, 09/19/09 (4-3)
 Sacks: 1.0, at Oregon State, 09/19/09 (1-0)
 Tackles for loss: 1.0, at Oregon State, 09/19/09 (1-0)

BARNETT, Marcus

Points scored: 18, at Syracuse, Nov 24, 2007
 Touchdowns: 3, at Syracuse, Nov 24, 2007
 Rush attempts: 2, Eastern Kentucky, 08/28/08
 Rush yards: 13, at Marshall, 10/03/08 (1 carries)
 Long rush: 13, at Marshall, 10/03/08
 Pass attempts: 1, at Oklahoma, 09/06/08; at USF, Nov 03, 2007
 Pass completions: 1, at USF, Nov 03, 2007
 Pass yards: 76, at USF, Nov 03, 2007
 Long pass: 76, at USF, Nov 03, 2007
 Receptions: 11, at Syracuse, Nov 24, 2007
 Receiving yards: 210, West Virginia, Nov 17, 2007 (10 receptions)
 Receiving TDs: 3, at Syracuse, Nov 24, 2007
 Long reception: 80, at San Diego State, Sep 29, 2007
 Total offense attempts: 2, Eastern Kentucky, 08/28/08 (2 rush, 0 pass); at USF, Nov 03, 2007 (1 rush, 1 pass)
 Total offense yards: 85, at USF, Nov 03, 2007 (9 rush, 76 pass)
 All-purpose yards: 210, West Virginia, Nov 17, 2007
 Punt return yards: 1, Oregon State, Sep 06, 2007 (0 returns)
 Long punt return: 1, Oregon State, Sep 06, 2007
 Kick returns: 1, at Rutgers, 09/07/09
 Kick return yards: 14, at Rutgers, 09/07/09 (1 returns)
 Long kick return: 14, at Rutgers, 09/07/09
 Tackles: 2, Fresno State, 09/26/09 (2-0)
 Pass breakups: 1, Fresno State, 09/26/09

BATTLE, Dominique

Interceptions: 1, SEMO, 09/12/09; at Pittsburgh, 12/05/09
 Tackles: 10, Connecticut, 11/07/09 (8-2)
 Tackles for loss: 1.0, 4 times
 Fumbles forced: 1, SEMO, 09/12/09
 Pass breakups: 1, 5 times

BINNS, Armon

Points scored: 12, at USF, 10/15/09; at Syracuse, 10/31/09
 Touchdowns: 2, at USF, 10/15/09; at Syracuse, 10/31/09
 Receptions: 7, Illinois, 11/27/09
 Receiving yards: 138, at Syracuse, 10/31/09 (5 receptions)
 Receiving TDs: 2, at USF, 10/15/09; at Syracuse, 10/31/09
 Long reception: 81, at Syracuse, 10/31/09
 All-purpose yards: 138, at Syracuse, 10/31/09

BOMAR, Maalik

Tackles: 5, at Fresno State, 09/04/10 (4-1)
 Sacks: 1.0, Indiana State, 09/11/10 (1-0)
 Tackles for loss: 2.0 Indiana State, 09/11/10 (2-0)

CHEATHAM, Camerron

Tackles: 4, at Oregon State, 09/19/09 (2-2)
 Tackles for loss: 1.0, Indiana State, 09/11/10 (1-0)
 Fumbles forced: 1, Indiana State, 09/11/10
 Pass breakups: 1, Indiana State, 09/11/10

CHEATHAM, Obadiah

Tackles: 3, Oregon State, Sep 06, 2007 (1-2)
 Pass breakups: 1, Indiana State, 09/11/10

COLLARIOS, Zach

Points scored: 12, at USF, 10/15/09; Connecticut, 11/07/09
 Touchdowns: 2, at USF, 10/15/09; Connecticut, 11/07/09
 Rush attempts: 18, at Fresno State, 09/04/10
 Rush yards: 132, at USF, 10/15/09 (10 carries)
 Rush TDs: 2, at USF, 10/15/09; Connecticut, 11/07/09
 Long rush: 75, at USF, 10/15/09
 Pass attempts: 41, at Fresno State, 09/04/10
 Pass completions: 29, Connecticut, 11/07/09
 Pass yards: 480, Connecticut, 11/07/09
 Pass TDs: 4, at Syracuse, 10/31/09
 Had intercepted: 1, at USF, 10/15/09; West Virginia, 11/13/09
 Long pass: 81, at Syracuse, 10/31/09
 Total offense attempts: 59, at Fresno State, 09/04/10 (18 rush, 41 pass)
 Total offense yards: 555, Connecticut, 11/07/09 (75 rush, 480 pass)
 All-purpose yards: 132, at USF, 10/15/09
 Tackles: 1, at Hawai'i, 12/06/08 (1-0)

FREY, Drew

Interceptions: 1, at USF, 10/15/09; at Syracuse, 10/31/09
 Tackles: 12, at Oregon State, 09/19/09 (7-5)
 Sacks: 1.0, at Miami (OH), 10/03/09 (1-0)
 Tackles for loss: 1.5, at Oregon State, 09/19/09 (1-0)
 Pass breakups: 1, 4 times

GIORDANO, Dan

Tackles: 9, Fresno State, 09/26/09 (5-4)
 Sacks: 1.0, at Fresno State, 09/04/10 (1-0); 1.0, Connecticut, 11/07/09 (1-0)
 Tackles for loss: 1.5, at USF, 10/15/09 (1-1); Louisville, 10/24/09 (1-1)
 Fumbles forced: 1, at Fresno State, 09/04/10
 Pass breakups: 1, Louisville, 10/24/09

GOEBEL, John

Points scored: 12, Miami (OH), 09/20/08; Indiana State, 09/11/10
 Touchdowns: 2, Miami (OH), 09/20/08; Indiana State, 09/11/10
 Rush attempts: 17, USF, 10/30/08
 Rush yards: 78, USF, 10/30/08 (17 carries)
 Rush TDs: 2, Miami (OH), 09/20/08; Indiana State, 09/11/10
 Long rush: 37, at Louisville, 11/14/08
 Receptions: 3, 4 times
 Receiving yards: 68, at Connecticut, 10/25/08 (3 receptions); at West Virginia, 11/08/08 (3 receptions)
 Long reception: 66, at West Virginia, 11/08/08
 Total offense attempts: 17, USF, 10/30/08 (17 rush, 0 pass)
 Total offense yards: 78, USF, 10/30/08 (78 rush, 0 pass)
 All-purpose yards: 144, USF, 10/30/08
 Kick returns: 3, at Hawai'i, 12/06/08
 Kick return yards: 90, at Hawai'i, 12/06/08 (3 returns)
 Long kick return: 43, Miami (OH), 09/20/08
 Tackles: 2, Connecticut, 11/07/09 (1-1)

GUIDUGLI, Ben

Points scored: 12, Illinois, 11/27/09
 Touchdowns: 2, Illinois, 11/27/09
 Receptions: 7, Illinois, 11/27/09
 Receiving yards: 149, Illinois, 11/27/09 (7 receptions)
 Receiving TDs: 2, Illinois, 11/27/09
 Long reception: 59, Illinois, 11/27/09
 All-purpose yards: 149, Illinois, 11/27/09
 Tackles: 1, vs Virginia Tech, 01/01/09 (1-0); at USF, 10/15/09 (1-0)

HALEY, Reuben

Tackles: 1, Indiana State, 09/11/10 (0-1)
 Fumbles recovered: 1, Indiana State, 09/11/10

HANCOCK, Steve

Tackles: 1, SEMO, 09/12/09 (1-0); Louisville, 10/24/09 (1-0)
 Sacks: 1.0, Louisville, 10/24/09 (1-0)
 Tackles for loss: 1.0, SEMO, 09/12/09 (1-0); Louisville, 10/24/09 (1-0)

HAZELTON, Vidal

Receptions: 6, at Fresno State, 09/04/10
 Receiving yards: 63, at Fresno State, 09/04/10 (6 receptions)
 Long reception: 24, at Fresno State, 09/04/10
 All-purpose yards: 104, at Fresno State, 09/04/10
 Kick returns: 3, at Fresno State, 09/04/10
 Kick return yards: 41, at Fresno State, 09/04/10 (3 returns)
 Long kick return: 18, at Fresno State, 09/04/10

HILTON, Tomaz

Tackles: 4, at Marshall, 10/03/08 (1-3)

HOWARD, Jamar

Receptions: 2, at Rutgers, 09/07/09
 Receiving yards: 41, at Rutgers, 09/07/09 (2 receptions)
 Long reception: 32, at Rutgers, 09/07/09
 All-purpose yards: 41, at Rutgers, 09/07/09

HUGHES, John

Tackles: 4, at Miami (OH), 10/03/09 (1-3); West Virginia, 11/13/09 (1-3)
 Sacks: 1.5, at USF, 10/15/09 (1-1)
 Tackles for loss: 1.5, at USF, 10/15/09 (1-1); Louisville, 10/24/09 (1-0); Illinois, 11/27/09 (1-0)
 Fumbles forced: 1, vs Virginia Tech, 01/01/09

JOHNSON, Reuben

Tackles: 8, at Fresno State, 09/04/10 (4-4)
 Fumbles recovered: 1, Louisville, 10/24/09
 Pass breakups: 2, Indiana State, 09/11/10

KAY, Brendon

Rush attempts: 3, SEMO, 09/12/09
 Rush yards: 22, SEMO, 09/12/09 (3 carries)
 Long rush: 8, SEMO, 09/12/09
 Pass attempts: 1, SEMO, 09/12/09; Louisville, 10/24/09
 Pass completions: 1, SEMO, 09/12/09; Louisville, 10/24/09
 Pass yards: 19, SEMO, 09/12/09
 Long pass: 19, SEMO, 09/12/09
 Total offense attempts: 4, SEMO, 09/12/09 (3 rush, 1 pass)
 Total offense yards: 41, SEMO, 09/12/09 (22 rush, 19 pass)
 All-purpose yards: 22, SEMO, 09/12/09

KELCE, Jason

Tackles: 2, vs Southern Miss, Dec 22, 2007 (2-0)

INDIVIDUAL SINGLE-GAME CAREER HIGHS ...

KELCE, Travis

Points scored: 12, at Rutgers, 09/07/09
 Touchdowns: 2, at Rutgers, 09/07/09
 Rush attempts: 3, at Rutgers, 09/07/09
 Rush yards: 19, vs Florida, 01/01/10 (1 carries)
 Rush TDs: 2, at Rutgers, 09/07/09
 Long rush: 19, vs Florida, 01/01/10
 Receptions: 1, SEMO, 09/12/09
 Receiving yards: 3, SEMO, 09/12/09 (1 receptions)
 Long reception: 3, SEMO, 09/12/09
 Total offense attempts: 3, at Rutgers, 09/07/09 (3 rush, 0 pass)
 Total offense yards: 19, vs Florida, 01/01/10 (19 rush, 0 pass)
 All-purpose yards: 19, vs Florida, 01/01/10
 Tackles: 1, at Rutgers, 09/07/09 (0-1)

LAMBERT, Pat

Interceptions: 1, at Fresno State, 09/04/10
 Tackles: 6, Indiana State, 09/11/10

LOZIER, Colin

Tackles: 4, Indiana State, 09/11/10

MCCAFFERTY, Collin

Tackles: 3, at Marshall, 10/03/08 (1-2)
 Fumbles forced: 1, SEMO, 09/12/09

MEADOR, Mitch

Tackles: 1, at Fresno State, 09/04/10 (1-0)

MILLS, Brandon

Tackles: 7, SEMO, 09/12/09 (5-2)
 Sacks: 1.0, at Rutgers, 09/07/09 (1-0); at Miami (OH), 10/03/09 (1-0);
 Louisville, 10/24/09 (1-0)
 Tackles for loss: 2.0, Louisville, 10/24/09 (2-0)
 Fumbles forced: 1, at Fresno State, 09/04/10

O'DONNELL, Pat

Punt attempts: 8, at Fresno State, 09/04/10
 Punt yards: 304, at Fresno State, 09/04/10 (8 punts)
 Longest punt: 51, at Fresno State, 09/04/10

PEAD, Isaiah

Points scored: 18, Louisville, 10/24/09
 Touchdowns: 3, Louisville, 10/24/09
 Rush attempts: 18, West Virginia, 11/13/09
 Rush yards: 175, West Virginia, 11/13/09 (18 carries)
 Rush TDs: 2, Louisville, 10/24/09; Connecticut, 11/07/09
 Long rush: 67, Louisville, 10/24/09
 Receptions: Receptions: 4, at Fresno State, 09/04/10
 Receiving yards: 52, at Rutgers, 09/07/09 (2 receptions)
 Receiving TDs: 1, at Rutgers, 09/07/09; Louisville, 10/24/09
 Long reception: 41, at Rutgers, 09/07/09
 Total offense attempts: 18, West Virginia, 11/13/09 (18 rush, 0 pass)
 Total offense yards: 175, West Virginia, 11/13/09 (175 rush, 0 pass)
 All-purpose yards: 188, West Virginia, 11/13/09
 Kick returns: 1, at Hawai'i, 12/06/08
 Kick return yards: 21, at Hawai'i, 12/06/08 (1 returns)
 Long kick return: 21, at Hawai'i, 12/06/08
 Tackles: 1, SEMO, 09/12/09 (0-1)

QUETANT, Quincy

Tackles: 1, Indiana State, 09/11/10

RAINS, Jared

Tackles: 1, Louisville, 10/24/09 (0-1)
 Pass breakups: 1, Louisville, 10/24/09

RICHARDSON, Wesley

Tackles: 6, Illinois, 11/27/09 (2-4)
 Tackles for loss: .5, Illinois, 11/27/09 (0-0)
 Fumbles forced: 1, Louisville, 10/24/09

ROBERSON, Aaron

Tackles: 1, Indiana State, 09/11/10

ROBINSON, Adrien

Points scored: 6, at Syracuse, 10/31/09
 Touchdowns: 1, at Syracuse, 10/31/09
 Receptions: 3, West Virginia, 11/13/09
 Receiving yards: 74, Connecticut, 11/07/09 (2 receptions)
 Receiving TDs: 1, at Syracuse, 10/31/09
 Long reception: 54, Connecticut, 11/07/09
 All-purpose yards: 74, Connecticut, 11/07/09

ROGERS, Jacob

Points scored: 17, Connecticut, 11/07/09
 Kick PATs: 10, SEMO, 09/12/09
 Points by kicking: 17, Connecticut, 11/07/09
 Rush attempts: 1, at Pittsburgh, 12/05/09; at USF, Nov 03, 2007
 Rush yards: 3, at Pittsburgh, 12/05/09 (1 carries)
 Long rush: 3, at Pittsburgh, 12/05/09
 Total offense attempts: 1, at Pittsburgh, 12/05/09 (1 rush, 0 pass); at
 USF, Nov 03, 2007 (1 rush, 0 pass)
 Total offense yards: 3, at Pittsburgh, 12/05/09 (3 rush, 0 pass)
 All-purpose yards: 3, at Pittsburgh, 12/05/09
 Field goals made: 4, Connecticut, 11/07/09
 Field goal attempts: 4, Connecticut, 11/07/09
 Longest field goal: 55, Oregon State, Sep 06, 2007
 Punt attempts: 7, at USF, 10/15/09
 Punt yards: 316, at USF, 10/15/09 (7 punts)
 Longest punt: 54, 4 times
 Tackles: 2, SE Missouri State, Aug 30, 2007 (1-1)

SCHAFFER, JK

All-purpose yards: 13, at Miami (OH), 10/03/09
 Interceptions: 1, at Rutgers, 09/07/09; at Oregon State, 09/19/09;
 at Miami (OH), 10/03/09
 Long interception return: 13, at Miami (OH), 10/03/09
 Tackles: 14, Illinois, 11/27/09 (4-10)
 Sacks: 1.0, at Pittsburgh, 12/05/09 (1-0)
 Tackles for loss: 1.5, at Pittsburgh, 12/05/09 (1-0)
 Fumbles forced: 1, at Akron, 09/27/08
 Pass breakups: 2, Fresno State, 09/26/09

STEPP, Jordan

Tackles: 1, Indiana State, 09/11/10

STEWART, Walter

All-purpose yards: -2, Louisville, 10/24/09
 Interceptions: 1, Louisville, 10/24/09
 Tackles: 10, Louisville, 10/24/09 (2-8)
 Sacks: 2.5, at Oregon State, 09/19/09 (2-1)
 Tackles for loss: 2.5, at Oregon State, 09/19/09 (2-1)
 Fumbles forced: 1, at Oregon State, 09/19/09

TAYLOR, Monte

Tackles: 1, Indiana State, 09/11/10

THOMPSON, Ricardo

Kick returns: 1, at Oregon State, 09/19/09; Fresno State, 09/26/09

TRIGG, Rob

Tackles: 6, SEMO, 09/12/09 (3-3)
 Tackles for loss: 2.5, SEMO, 09/12/09 (2-0)

WILLIAMS, Chris

Tackles: 2, at Fresno State, 09/04/10 (1-1); SEMO, 09/12/09 (1-1)
 Tackles for loss: 1.0, at Fresno State, 09/04/10 (1-0)

WILLIAMS, Darrin

Points scored: 6, SEMO, 09/12/09
 Touchdowns: 1, SEMO, 09/12/09
 Rush attempts: 13, Indiana State, 09/11/10
 Rush yards: 117, Indiana State, 09/11/10 (13 carries)
 Long rush: 23, Indiana State, 09/11/10
 Receptions: 2, West Virginia, 11/13/09
 Receiving yards: 7, West Virginia, 11/13/09 (2 receptions)
 Long reception: 5, West Virginia, 11/13/09; Illinois, 11/27/09
 Total offense attempts: 13, Indiana State, 09/11/10 (13 rush, 0 pass)
 Total offense yards: 118, Indiana State, 09/11/10 (117 rush, 0 pass)
 All-purpose yards: 134, Indiana State, 09/11/10
 Kick returns: 4, Illinois, 11/27/09
 Kick return yards: 100, SEMO, 09/12/09 (1 returns)
 Long kick return: 100, SEMO, 09/12/09

WINN, George

Rush attempts: 11, Indiana State, 09/11/10
 Rush yards: 48, Indiana State, 09/11/10 (11 carries)
 Long rush: 15, Indiana State, 09/11/10
 Receptions: 1, SEMO, 09/12/09
 Receiving yards: 19, SEMO, 09/12/09 (1 receptions)
 Long reception: 19, SEMO, 09/12/09
 Total offense attempts: 11, Indiana State, 09/11/10 (11 rush, 0 pass)
 Total offense yards: 48, Indiana State, 09/11/10 (48 rush, 0 pass)
 All-purpose yards: 48, Indiana State, 09/11/10

WOLFE, Derek

Tackles: 8, at Fresno State, 09/04/10 (4-4); Fresno State, 09/26/09 (5-3)
 Sacks: 2.0, at Miami (OH), 10/03/09 (2-0)
 Tackles for loss: 2.0, at Miami (OH), 10/03/09 (2-0)
 Fumbles forced: 1, at Syracuse, 10/31/09
 Fumbles recovered: 1, at Syracuse, 10/31/09

WOODARD, Orion

Tackles: 2, Miami (OH), 09/20/08 (2-0); Connecticut, 11/07/09 (1-1)
 Fumbles recovered: 1, SEMO, 09/12/09

WOODS, DJ

Points scored: 6, 5 times
 Touchdowns: 1, 5 times
 Rush attempts: 2, at Fresno State, 09/04/10
 Rush yards: 8, at Fresno State, 09/04/10 (2 carries)
 Long rush: 12, at Fresno State, 09/04/10
 Receptions: 7, at Oregon State, 09/19/09; Illinois, 11/27/09; at Pittsburgh,
 12/05/09
 Receiving yards: 117, at Oregon State, 09/19/09 (7 receptions)
 Receiving TDs: 1, 5 times
 Long reception: 45, at Oregon State, 09/19/09
 Total offense attempts: 2, at Fresno State, 09/04/10 (2 rush, 0 pass)
 Total offense yards: 8, at Fresno State, 09/04/10 (8 rush, 0 pass)
 All-purpose yards: 117, at Fresno State, 09/04/10; at Oregon State,
 09/19/09
 Punt returns: 3, at Connecticut, 10/25/08
 Punt return yards: 49, at Connecticut, 10/25/08 (3 returns)
 Long punt return: 40, at Connecticut, 10/25/08
 Kick returns: 1, Eastern Kentucky, 08/28/08; at Fresno State, 09/04/10
 Kick return yards: 37, at Fresno State, 09/04/10 (1 returns)
 Long kick return: 37, at Fresno State, 09/04/10
 Tackles: 1, at Oregon State, 09/19/09 (0-1); West Virginia, 11/13/09 (1-0)

PLAYER PARTICIPATION ...

Name	GP/GS	FSU	ISU	NCST	OKLA	MIA	LOU	USF	SYR	WVU	RUT	CONN	PITT
14 ANDERSON, Chazz	2/-	XXX	XXX										
86 ANNEN, Blake	2/-	XXX	XXX										
43 ARMSTRONG, R.	1/-	...	XXX										
85 BARNETT, Marcus	2/1	XXX	START										
9 BATTLE, D.	2/2	START	START										
80 BINNS, Armon	2/2	START	START										
4 BOMAR, Maalik	2/2	START	START										
76 BUJNOCH, Austen	1/-	...	XXX										
21 CHEATHAM, C.	2/-	XXX	XXX										
57 CHEATHAM, O.	2/-	XXX	XXX										
70 COBB, CJ	2/2	START	START										
12 COLLAROS, Zach	2/2	START	START										
79 CURETON, Andre	1/-	...	XXX										
42 DARLING, Antwan	1/-	...	XXX										
72 DAVIS, Evan	2/1	START	XXX										
96 DETEMPLE, Tom	2/-	XXX	XXX										
65 FRANKLIN, TJ	2/-	XXX	XXX										
26 FREY, Drew	2/2	START	START										
99 GIORDANO, Dan	2/2	START	START										
22 GOEBEL, John	2/-	XXX	XXX										
66 GRIFFIN, Samuel	2/2	START	START										
19 GUIDUGLI, Ben	2/2	START	START										
2H HALEY, Reuben	2/-	XXX	XXX										
5H HANCOCK, Steve	1/-	...	XXX										
7 HAZELTON, Vidal	1/1	START	...										
81 HILTON, Tomaz	1/-	...	XXX										
30 HINES, Quentin	1/-	...	XXX										
59 HOFFMAN, Alex	2/2	START	START										
77 HOOEY, Sean	2/-	XXX	XXX										
3H HORNER, Bruce	2/-	XXX	XXX										
40 HUGHES, John	2/2	START	START										
5 JOHNSON, Reuben	2/2	START	START										
60 KELCE, Jason	2/2	START	START										
13 LAMBERT, Pat	2/-	XXX	XXX										
47 LOZIER, Colin	2/-	XXX	XXX										
53 MARTINEZ, Randy	2/1	XXX	START										
1M MCCAFFERTY, C.	2/-	XXX	XXX										
17 MCCLUNG, A.	1/-	...	XXX										
46 MEADOR, Mitch	2/-	XXX	XXX										
83 MILLIGAN, Danny	2/-	XXX	XXX										
58 MILLS, Brandon	2/2	START	START										
34 O'DONNELL, Pat	2/-	XXX	XXX										
23 PEAD, Isaiah	1/1	START	...										
36 QUETANT, Quincy	1/-	...	XXX										
41 RAINS, Jared	1/-	...	XXX										
89 RICHARDSON, D.	1/-	...	XXX										
24 RICHARDSON, Wes	2/2	START	START										
18 ROBERSON, Aaron	2/-	XXX	XXX										
88 ROBINSON, A.	1/-	...	XXX										
97 ROGERS, Jacob	2/-	XXX	XXX										
37 SCHAFFER, JK	2/2	START	START										
94 STEPP, Jordan	1/-	...	XXX										
54 STEWART, Walter	2/2	START	START										
87 TAYLOR, Monte	2/-	XXX	XXX										
45 TRIGG, Rob	1/-	...	XXX										
20 WILLIAMS, Chris	1/-	XXX	...										
10 WILLIAMS, D.	2/1	XXX	START										
32 WINN, George	1/-	...	XXX										
8 WITTY, Adrian	2/-	XXX	XXX										
95 WOLFE, Derek	2/2	START	START										
84 WOODARD, Orion	2/-	XXX	XXX										
3 WOODS, DJ	2/2	START	START										

GAME-BY-GAME STARTERS

OFFENSE	LT	LG	C	RG	RT	TE	WR	WR	WR	RB	QB
at Fresno State	Griffin	Davis	J. Kelce	Hoffman	Cobb	Guidugli	Hazelton	Woods	Binns	Pead	Collaros
Indiana State	Griffin	Martinez	J. Kelce	Hoffman	Cobb	Guidugli	Barnett	Woods	Binns	D. Williams	Collaros
at NC State											
Oklahoma											
Miami (OH)											
at Louisville											
USF											
Syracuse											
at West Virginia											
Rutgers											
at Connecticut											
Pittsburgh											

DEFENSE	L	T	N	E	WLB	MLB	SLB/DB	DB	FS	SS	DB
at Fresno State	Mills	Wolfe	Hughes	Stewart	Bomar	Schaffer	C. Williams	Johnson	Richardson	Frey	C. Cheatham
Indiana State	Mills	Wolfe	Hughes	Giordano	Bomar	Schaffer	Stewart	Johnson	Richardson	Frey	Battle
at NC State											
Oklahoma											
Miami (OH)											
at Louisville											
USF											
Syracuse											
at West Virginia											
Rutgers											
at Connecticut											
Pittsburgh											

START CHART

PLAYER	GS (CONSEC.)	PLAYER	GS (CONSEC.)	PLAYER	GS (CONSEC.)
Chazz Anderson, QB	2 (0)	John Goebel, RB	3 (0)	Wesley Richardson, DB	2 (2)
Marcus Barnett, DB/WR	27 (1)	Samuel Griffin, OL	14 (7)	JK Schaffer, LB	14 (14)
Dominique Battle, DB	13 (1)	Ben Guidugli, TE	28 (6)	Walter Stewart, LB	14 (13)
Maalik Bomar, LB	2 (2)	Vidal Hazelton, WR	1 (1)	Chris Williams, DB	1 (1)
Armon Binns, WR	15 (15)	Alex Hoffman, OL	17 (15)	Darrin Williams, RB	1 (1)
Cameron Cheatham, DB	2 (1)	John Hughes, DL	2 (2)	Derek Wolfe, DL	15 (15)
C.J. Cobb, OL	2 (2)	Reuben Johnson, DB	2 (2)	DJ Woods, WR	14 (10)
Zach Collaros, QB	6 (2)	Jason Kelce, OL	28 (20)		
Evan Davis, OL	1 (1)	Randy Martinez, OL	1 (1)		
Drew Frey, DB	15 (13)	Brandon Mills, DL	2 (2)		
Dan Giordano, DL	1 (1)	Isaiah Pead, RB	4 (3)		

SUPERLATIVES

INDIVIDUAL GAME HIGHS

Rushes	18 COLLAROS, Zach at Fresno State (09/04/10)
Yards Rushing	117 WILLIAMS, D. vs Indiana State (Sep 11, 2010)
TD Rushes	2 GOEBEL, John vs Indiana State (Sep 11, 2010)
Long Rush	28 GOEBEL, John vs Indiana State (Sep 11, 2010)
Pass attempts	41 COLLAROS, Zach at Fresno State (09/04/10)
Pass completions	24 COLLAROS, Zach at Fresno State (09/04/10)
Yards Passing	219 COLLAROS, Zach at Fresno State (09/04/10)
TD Passes	2 COLLAROS, Zach vs Indiana State (Sep 11, 2010)
Long Pass	29 COLLAROS, Zach vs Indiana State (Sep 11, 2010)
Receptions	7 BINNS, Armon at Fresno State (09/04/10)
Yards Receiving	72 WOODS, DJ at Fresno State (09/04/10)
TD Receptions	2 BINNS, Armon vs Indiana State (Sep 11, 2010)
Long Reception	29 BINNS, Armon vs Indiana State (Sep 11, 2010)
Field Goals	1 ROGERS, Jacob vs Indiana State (Sep 11, 2010)
Long Field Goal	48 ROGERS, Jacob vs Indiana State (Sep 11, 2010)
Punts	8 O'DONNELL, Pat at Fresno State (09/04/10)
Punting Avg	43.2 O'DONNELL, Pat vs Indiana State (Sep 11, 2010)
Long Punt	51 O'DONNELL, Pat at Fresno State (09/04/10)
Long Punt Return	18 WOODS, DJ vs Indiana State (Sep 11, 2010)
Long Kickoff Return	37 WOODS, DJ at Fresno State (09/04/10)
Tackles	9 SCHAFFER, JK vs Indiana State (Sep 11, 2010)
Sacks	1.0 WOLFE, Derek at Fresno State (09/04/10)
	 GIORDANO, Dan at Fresno State (09/04/10)
	 BOMAR, Maalik vs Indiana State (Sep 11, 2010)
	 STEWART, Walter vs Indiana State (Sep 11, 2010)
Tackles For Loss	2.0 BOMAR, Maalik vs Indiana State (Sep 11, 2010)
Interceptions	1 LAMBERT, Pat at Fresno State (09/04/10)

TEAM GAME HIGHS

Rushes	45 vs Indiana State (Sep 11, 2010)
Yards Rushing	263 vs Indiana State (Sep 11, 2010)
Yards Per Rush	5.8 vs Indiana State (Sep 11, 2010)
TD Rushes	3 vs Indiana State (Sep 11, 2010)
Pass attempts	41 at Fresno State (09/04/10)
Pass completions	24 at Fresno State (09/04/10)
Yards Passing	219 at Fresno State (09/04/10)
Yards Per Pass	7.6 vs Indiana State (Sep 11, 2010)
TD Passes	2 vs Indiana State (Sep 11, 2010)
Total Plays	73 at Fresno State (09/04/10)
Total Offense	393 vs Indiana State (Sep 11, 2010)
Yards Per Play	6.3 vs Indiana State (Sep 11, 2010)
Points	40 vs Indiana State (Sep 11, 2010)
Sacks By	2 at Fresno State (09/04/10)
	 vs Indiana State (Sep 11, 2010)
First Downs	22 vs Indiana State (Sep 11, 2010)
Penalties	5 at Fresno State (09/04/10)
Penalty Yards	40 vs Indiana State (Sep 11, 2010)
Turnovers	2 vs Indiana State (Sep 11, 2010)
Interceptions By	1 at Fresno State (09/04/10)

OPPONENT INDIVIDUAL GAME HIGHS

Rushes	20 Rouse, Robbie, at Fresno State (09/04/10)
Yards Rushing	67 Bell, Shakir, vs Indiana State (Sep 11, 2010)
TD Rushes	0
Long Rush	50 Bell, Shakir, vs Indiana State (Sep 11, 2010)
Pass attempts	38 Fouch, Ronnie, vs Indiana State (Sep 11, 2010)
Pass completions	23 Fouch, Ronnie, vs Indiana State (Sep 11, 2010)
Yards Passing	247 Colburn, Ryan, at Fresno State (09/04/10)
TD Passes	4 Colburn, Ryan, at Fresno State (09/04/10)
Long Pass	59 Colburn, Ryan, at Fresno State (09/04/10)
Receptions	5 Hamler, Jamel, at Fresno State (09/04/10)
Yards Receiving	71 Evans, Rashad, at Fresno State (09/04/10)
TD Receptions	1 Hamler, Jamel, at Fresno State (09/04/10)
	 Evans, Rashad, at Fresno State (09/04/10)
	 Wylie, Devon, at Fresno State (09/04/10)
	 Rouse, Robbie, at Fresno State (09/04/10)
	 Jones, Alex, vs Indiana State (Sep 11, 2010)
Long Reception	59 Evans, Rashad, at Fresno State (09/04/10)
Field Goals	0
Long Field Goal	0
Punts	8 Shapiro, Andrew, at Fresno State (09/04/10)
Punting Avg	40.0 Shapiro, Andrew, at Fresno State (09/04/10)
Long Punt	55 Davis, Santino, vs Indiana State (Sep 11, 2010)
Long Punt Return	7 Evans, Rashad, at Fresno State (09/04/10)
Long Kickoff Return	25 Gates, Darrius, vs Indiana State (Sep 11, 2010)
Tackles	11 Dunn, Desia, at Fresno State (09/04/10)
Sacks	3.5 Harrell, Logan, at Fresno State (09/04/10)
Tackles For Loss	4.5 Harrell, Logan, at Fresno State (09/04/10)
Interceptions	0

OPPONENT TEAM GAME HIGHS

Rushes	32 vs Indiana State (Sep 11, 2010)
Yards Rushing	93 vs Indiana State (Sep 11, 2010)
Yards Per Rush	2.9 vs Indiana State (Sep 11, 2010)
TD Rushes	0
Pass attempts	38 vs Indiana State (Sep 11, 2010)
Pass completions	23 vs Indiana State (Sep 11, 2010)
Yards Passing	247 at Fresno State (09/04/10)
Yards Per Pass	10.3 at Fresno State (09/04/10)
TD Passes	4 at Fresno State (09/04/10)
Total Plays	70 vs Indiana State (Sep 11, 2010)
Total Offense	296 at Fresno State (09/04/10)
Yards Per Play	5.5 at Fresno State (09/04/10)
Points	28 at Fresno State (09/04/10)
Sacks By	8 at Fresno State (09/04/10)
First Downs	15 vs Indiana State (Sep 11, 2010)
Penalties	6 vs Indiana State (Sep 11, 2010)
Penalty Yards	45 vs Indiana State (Sep 11, 2010)
Turnovers	1 at Fresno State (09/04/10)
	 vs Indiana State (Sep 11, 2010)
Interceptions By	0

TEAM GAME-BY-GAME STATISTICS ...

Date	Opponent	RUSHING				RECEIVING				PASSING				KICK RET			PUNT RET				TOT	
		No.	Yds	TD	Lg	No.	Yds	TD	Lg	Cmp-Att-Int	Yds	TD	Lg	No	Yds	TD	Lg	No	Yds	TD	Lg	Off
09/04/10	at Fresno State	32	15	1	12	24	219	1	25	24-41-0	219	1	25	4	78	0	37	1	0	0	0	234
09/11/10	Indiana State	45	263	3	28	11	130	2	29	11-17-0	130	2	29	3	50	0	17	3	32	0	18	393
09/16/10	at NC State																					
09/25/10	Oklahoma																					
10/09/10	Miami (OH)																					
10/15/10	at Louisville																					
10/22/10	USF																					
10/30/10	Syracuse																					
11/13/10	at West Virginia																					
11/20/10	Rutgers																					
11/27/10	at Connecticut																					
12/04/10	Pittsburgh																					
	Totals	77	278	4	28	35	349	3	29	35-58-0	349	3	29	7	128	0	37	4	32	0	18	627
	Opponent	62	142	0	50	41	408	5	59	41-62-1	408	5	59	5	106	0	25	2	6	0	7	550

Date	Opponent	TACKLES				SACKS	FUMBLE			PASS	BLKD	KICKS	XPTS				
		Solo	Ast	Total	TFL-Yds	No-Yds	FF	FR-Yds	Int-Yds	QBH	Brk	Kick	Att-Mad	Run	Rcv	Saf	Pts
09/04/10	at Fresno State	29	26	55	5.0-18	2.0-5	2	0-0	1-0	0	0	0	2-2	0	0	0	14
09/11/10	Indiana State	47	16	63	7.0-38	2.0-13	1	1-0	0-0	5	5	0	5-5	0	0	1	40
09/16/10	at NC State																
09/25/10	Oklahoma																
10/09/10	Miami (OH)																
10/15/10	at Louisville																
10/22/10	USF																
10/30/10	Syracuse																
11/13/10	at West Virginia																
11/20/10	Rutgers																
11/27/10	at Connecticut																
12/04/10	Pittsburgh																
	Totals	76	42	118	12.0-56	4.0-18	3	1-0	1-0	5	5	0	7-7	0	0	1	54
	Opponent	86	40	126	16.0-104	10.0-89	4	3-0	0-0	1	7	0	5-5	0	0	0	35

Date	Opponent	PUNTING									FIELD GOALS			KICKOFFS				
		No	Yds	Avg	Long	Blkd	TB	FC	50+	I20	Att-Made	Lg	Blkd	No	Yds	Avg	TB	OB
09/04/10	at Fresno State	8	304	38.0	51	0	1	1	1	3	1-0	0	0	3	223	74.3	3	0
09/11/10	Indiana State	4	173	43.2	47	0	0	3	0	3	1-1	48	0	7	486	69.4	2	0
09/16/10	at NC State																	
09/25/10	Oklahoma																	
10/09/10	Miami (OH)																	
10/15/10	at Louisville																	
10/22/10	USF																	
10/30/10	Syracuse																	
11/13/10	at West Virginia																	
11/20/10	Rutgers																	
11/27/10	at Connecticut																	
12/04/10	Pittsburgh																	
	Totals	12	477	39.8	51	0	1	4	1	6	2-1	48	0	10	709	70.9	5	0
	Opponent	15	574	38.3	55	0	0	6	1	4	1-0	0	0	8	466	58.2	0	1

INDIVIDUAL SEASON/CAREER STATS ...

SEASON										CAREER									
Rushing	gp	att	gain	loss	net	avg	td	lg	avg/g	gp	att	gain	loss	net	avg	td	lg	avg/g	
WILLIAMS, D.	2	14	121	1	120	8.6	0	23	60.0	15	31	169	12	157	5.1	0	23	10.5	
GOEBEL, John	2	9	75	0	75	8.3	2	28	37.5	38	154	747	24	723	4.7	9	37	19.0	
WINN, George	1	11	52	4	48	4.4	0	15	48.0	2	16	68	8	60	3.8	0	15	30.0	
PEAD, Isaiah	1	10	36	0	36	3.6	0	11	36.0	21	161	1082	46	1036	6.4	9	67	49.3	
COLLAROS, Zach	2	29	106	96	10	0.3	2	14	5.0	22	92	506	123	383	4.2	6	75	17.4	
WOODS, DJ	2	2	12	4	8	4.0	0	12	4.0	28	2	12	4	8	4.0	0	12	0.3	
TEAM	2	2	0	19	-19	-9.5	0	0	-9.5										
Total	2	77	402	124	278	3.6	4	28	139.0										
Opponents	2	62	211	69	142	2.3	0	50	71.0										
Passing	gp	effic	comp-att-int		pct	yds	td	lg	avg/g	gp	effic	comp-att-int		pct	yds	td	lg	avg/g	
COLLAROS, Zach	2	127.96	35-58-0		60.3	349	3	29	174.5	22	170.88	129-186-2		69.4	1785	13	81	81.1	
Total	2	127.96	35-58-0		60.3	349	3	29	174.5										
Opponents	2	144.79	41-62-1		66.1	408	5	59	204.0										
Receiving	gp	no.	yds	avg	td	lg	avg/g			gp	no.	yds	avg	td	lg	avg/g			
WOODS, DJ	2	11	118	10.7	1	25	59.0			28	76	926	12.2	5	45	33.1			
BINNS, Armon	2	10	114	11.4	2	29	57.0			31	73	1021	14.0	13	81	32.9			
HAZELTON, Vidal	1	6	63	10.5	0	24	63.0			1	6	63	10.5	0	24	63.0			
PEAD, Isaiah	1	4	28	7.0	0	25	28.0			21	26	240	9.2	2	41	11.4			
GUIDUGLI, Ben	2	3	18	6.0	0	12	9.0			34	50	631	12.6	5	59	18.6			
GOEBEL, John	2	1	8	8.0	0	8	4.0			38	29	303	10.4	0	66	8.0			
Total	2	35	349	10.0	3	29	174.5												
Opponents	2	41	408	10.0	5	59	204.0												
Total Offense	g	plays	rush	pass	total	avg/g				g	plays	rush	pass	total	avg/g				
COLLAROS, Zach	2	87	10	349	359	179.5				22	278	383	1785	2168	98.5				
WILLIAMS, D.	2	14	120	0	120	60.0				15	31	157	0	157	10.5				
GOEBEL, John	2	9	75	0	75	37.5				38	154	723	0	723	19.0				
WINN, George	1	11	48	0	48	48.0				2	16	60	0	60	30.0				
PEAD, Isaiah	1	10	36	0	36	36.0				21	161	1036	0	1036	49.3				
WOODS, DJ	2	2	8	0	8	4.0				28	2	8	0	8	0.3				
TEAM	2	2	-19	0	-19	-9.5													
Total	2	135	278	349	627	313.5													
Opponents	2	124	142	408	550	275.0													
Scoring	td	fg	PAT				dxp	saf	pts	td	fg	PAT				dxp	saf	pts	
COLLAROS, Zach	2	-	-	-	-	-	-	-	12	6	-	-	-	-	-	-	-	36	
BINNS, Armon	2	-	-	-	-	-	-	-	12	13	-	-	-	-	-	-	-	78	
GOEBEL, John	2	-	-	-	-	-	-	-	12	9	-	-	-	-	-	-	-	54	
ROGERS, Jacob	-	1-2	7-7	-	-	-	-	-	10	-	41-63	155-162	-	-	-	-	-	278	
WOODS, DJ	1	-	-	-	-	-	-	-	6	5	-	-	-	-	-	-	-	30	
TEAM	-	-	-	-	-	-	-	1	2										
Total	7	1-2	7-7	-	-	-	-	1	54										
Opponents	5	0-1	5-5	-	-	-	-	-	35										
Punt Returns	no.	yds	avg	td	lg														
WOODS, DJ	4	32	8.0	0	18														
Total	4	32	8.0	0	18														
Opponents	2	6	3.0	0	7														
Kick Returns	no.	yds	avg	td	lg														
HAZELTON, Vidal	3	41	13.7	0	18														
WOODS, DJ	2	55	27.5	0	37														
GOEBEL, John	1	15	15.0	0	15														
WILLIAMS, D.	1	17	17.0	0	17														
Total	7	128	18.3	0	37														
Opponents	5	106	21.2	0	25														

INDIVIDUAL SEASON/CAREER STATS ...

SEASON									CAREER								
Interceptions																	
	no.	yds	avg	td	lg		no.	yds	avg	td	lg		no.	yds	avg	td	lg
LAMBERT, Pat	1	0	0.0	0	0		1	0	0.0	0	0						
Total	1	0	0.0	0	0												
Opponents	0	0	0.0	0	0												
Fumble Returns																	
	no.	yds	avg	td	lg		no.	yds	avg	td	lg		no.	yds	avg	td	lg
Total	0	0	0.0	0	0												
Opponents	0	0	0.0	0	0												
All Purpose																	
	g	rush	rcv	pr	kr	ir	total	avg/g		g	rush	rcv	pr	kr	ir	total	avg/g
WOODS, DJ	2	8	118	32	55	0	213	106.5		28	8	926	190	78	0	1202	42.9
WILLIAMS, D.	2	120	0	0	17	0	137	68.5		15	157	14	0	262	0	433	28.9
BINNS, Armon	2	0	114	0	0	0	114	57.0		31	0	1021	0	0	0	1021	32.9
HAZELTON, Vid	1	0	63	0	41	0	104	104.0		1	0	63	0	41	0	104	104.0
GOEBEL, John	2	75	8	0	15	0	98	49.0		38	723	303	0	255	0	1281	33.7
PEAD, Isaiah	1	36	28	0	0	0	64	64.0		21	1036	240	0	21	0	1297	61.8
WINN, George	1	48	0	0	0	0	48	48.0		2	60	19	0	0	0	79	39.5
GUIDUGLI, Ben	2	0	18	0	0	0	18	9.0		34	0	631	0	0	0	631	18.6
COLLAROS, Zac	2	10	0	0	0	0	10	5.0		22	383	0	0	0	0	383	17.4
TEAM	2	-19	0	0	0	0	-19	-9.5									
Total	2	278	349	32	128	0	787	393.5									
Opponents	2	142	408	6	106	0	662	331.0									
Field Goals																	
	att	good	long	blkd		att	good	long	blkd		att	good	long	blkd		att	good
ROGERS, Jacob	2	1	48	0		63	41	55	4								
Total	2	1	48	0													
Opponents	1	0	0	0													
Punting																	
	no.	yds	avg	lg	blk		no.	yds	avg	lg	blk		no.	yds	avg	lg	blk
O'DONNELL, Pat	12	477	39.8	51	0		12	477	39.8	51	0						
Total	12	477	39.8	51	0												
Opponents	15	574	38.3	55	0												
Kickoffs																	
	no.	yds	avg	tb	ob		no.	yds	avg	tb	ob		no.	yds	avg	tb	ob
ROGERS, Jacob	10	709	70.9	5	0		255	16800	65.9	52	2						
Total	10	709	70.9	5	0												
Opponents	8	466	58.2	0	1												

INDIVIDUAL SEASON/CAREER STATS ...

		SEASON											CAREER										
##	Defensive Leaders	gp	ua	a	total	tfl	sack	int	pbu	fr	ff	blk	gp	ua	a	total	tfl	sack	int	pbu	fr	ff	blk
37	SCHAFFER, JK	2	6	10	16	1.0	.	.	1	.	.	.	27	69	59	128	6.5	1.5	3	5	.	1	.
95	WOLFE, Derek	2	7	6	13	1.0	1.0	22	30	27	57	10.0	7.0	.	.	1	1	.
5	JOHNSON, Reuben	2	6	4	10	0.0	.	.	2	.	.	.	13	10	5	15	0.0	.	.	2	1	.	.
4	BOMAR, Maalik	2	8	1	9	3.0	1.0	11	13	3	16	3.0	1.0
26	FREY, Drew	2	5	4	9	0.0	18	48	35	83	4.0	1.0	2	4	.	.	.
24	RICHARDSON, Wes	2	4	4	8	0.0	27	20	18	38	0.5	1	.
13	LAMBERT, Pat	2	4	3	7	0.0	.	1	15	7	7	14	0.0	.	1
99	GIORDANO, Dan	2	3	3	6	1.0	1.0	.	.	.	1	.	15	16	32	48	8.0	3.0	.	1	.	1	.
9	BATTLE, D.	2	4	1	5	1.0	28	56	22	78	6.0	.	2	5	.	1	.
21	CHEATHAM, C.	2	3	2	5	1.0	.	.	1	.	1	.	15	8	10	18	1.0	.	.	1	.	1	.
40	HUGHES, John	2	3	1	4	0.0	28	22	25	47	8.5	4.0	.	.	.	1	.
58	MILLS, Brandon	2	4	.	4	1.0	1	.	15	19	10	29	9.0	3.5	.	.	.	1	.
47	LOZIER, Colin	2	4	.	4	0.0	2	4	.	4	0.0
54	STEWART, Walter	2	3	.	3	2.0	1.0	15	36	26	62	10.5	5.5	1	.	.	1	.
84	WOODARD, Orion	2	2	1	3	0.0	28	9	6	15	0.0	.	.	.	1	.	.
1M	MCCAFFERTY, C.	2	2	.	2	0.0	39	19	7	26	0.0	1	.
20	WILLIAMS, Chris	1	1	1	2	1.0	11	3	2	5	1.0
46	MEADOR, Mitch	2	1	.	1	0.0	2	1	.	1	0.0
94	STEPP, Jordan	1	1	.	1	0.0	1	1	.	1	0.0
36	QUETANT, Quincy	1	1	.	1	0.0	1	1	.	1	0.0
87	TAYLOR, Monte	2	1	.	1	0.0	2	1	.	1	0.0
45	TRIGG, Rob	1	1	.	1	0.0	15	8	6	14	2.5
33	ROBERSON, Aaron	2	1	.	1	0.0	2	1	.	1	0.0
2H	HALEY, Reuben	2	.	1	1	0.0	.	.	.	1	.	.	5	.	1	1	0.0	.	.	.	1	.	.
57	CHEATHAM, O.	2	1	.	1	0.0	.	.	1	.	.	.	16	5	6	11	0.0	.	.	1	.	.	.
TM	TEAM	2	.	.	.	0.0
	Total	2	76	42	118	12	4	1	5	1	3	.											
	Opponents	2	86	40	126	16	10	.	7	3	4	.											

DRIVE/RED ZONE/POSSESSION ANALYSIS

RED ZONE ANALYSIS

CINCINNATI

Date	Opponent	Score	Times	Times	Total	TDs	Rush	Pass	FGs	FGA	Downs	---- Failed to score inside RZ ----				Game
			In RZ	Scored	Pts		TDs	TDs	Made			Int	Fumb	Half		
09/04/10	at Fresno State	L, 14-28	1	1	7	1	1	0	0	0	0	0	0	0	0	
09/11/10	Indiana State	W, 40-7	4	4	28	4	3	1	0	0	0	0	0	0	0	
09/16/10	at NC State															
09/25/10	Oklahoma															
10/09/10	Miami (OH)															
10/15/10	at Louisville															
10/22/10	USF															
10/30/10	Syracuse															
11/13/10	at West Virginia															
11/20/10	Rutgers															
11/27/10	at Connecticut															
12/04/10	Pittsburgh															
TOTALS			5	5	35	5	4	1	0	0	0	0	0	0	0	
5 OF 5 (100%)																

OPPONENTS

Date	Opponent	Score	Times	Times	Total	TDs	Rush	Pass	FGs	FGA	Downs	---- Failed to score inside RZ ----				Game
			In RZ	Scored	Pts		TDs	TDs	Made			Int	Fumb	Half		
09/04/10	at Fresno State	L, 14-28	3	2	14	2	0	2	0	0	0	0	0	1	0	
09/11/10	Indiana State	W, 40-7	3	1	7	1	0	1	0	1	1	0	0	0	0	
09/16/10	at NC State															
09/25/10	Oklahoma															
10/09/10	Miami (OH)															
10/15/10	at Louisville															
10/22/10	USF															
10/30/10	Syracuse															
11/13/10	at West Virginia															
11/20/10	Rutgers															
11/27/10	at Connecticut															
12/04/10	Pittsburgh															
TOTALS			6	3	21	3	0	3	0	1	1	0	0	1	0	
3 OF 6 (50.0%)																

TIME OF POSSESSION

Date	Opponent	Score	Overall	1st Qtr	2nd Qtr	3rd Qtr	4th Qtr
09/04/10	at Fresno State	L, 14-28	30:50	8:21	7:42	6:47	8:00
09/11/10	Indiana State	W, 40-7	28:37	5:53	5:55	8:54	7:55
09/16/10	at NC State						
09/25/10	Oklahoma						
10/09/10	Miami (OH)						
10/15/10	at Louisville						
10/22/10	USF						
10/30/10	Syracuse						
11/13/10	at West Virginia						
11/20/10	Rutgers						
11/27/10	at Connecticut						
12/04/10	Pittsburgh						
CINCINNATI		Total	59:27	14:14	13:37	15:41	15:55
		Avg.	29:43	7:07	6:48	7:50	7:57
OPPONENTS		Total	60:33	15:46	16:23	14:19	14:05
		Avg.	30:16	7:53	8:11	7:09	7:02

CONVERSIONS

3RD-DOWN CONVERSIONS

Date	Opponent	Score	Overall	1st Qtr		2nd Qtr		3rd Qtr		4th Qtr		
09/04/10	at Fresno State	L, 14-28	9-19	47.4%	1-4	25.0%	2-4	50.0%	3-5	60.0%	3-6	50.0%
09/11/10	Indiana State	W, 40-7	6-12	50.0%	1-3	33.3%	1-4	25.0%	2-2	100.0%	2-3	66.7%
09/16/10	at NC State											
09/25/10	Oklahoma											
10/09/10	Miami (OH)											
10/15/10	at Louisville											
10/22/10	USF											
10/30/10	Syracuse											
11/13/10	at West Virginia											
11/20/10	Rutgers											
11/27/10	at Connecticut											
12/04/10	Pittsburgh											
	CINCINNATI	15-31	48.4%	2-7	28.6%	3-8	37.5%	5-7	71.4%	5-9	55.6%	
	OPPONENTS	9-30	30.0%	1-8	12.5%	4-8	50.0%	2-7	28.6%	2-7	28.6%	

4TH-DOWN CONVERSIONS

Date	Opponent	Score	Overall		1st Qtr		2nd Qtr		3rd Qtr		4th Qtr	
09/04/10	at Fresno State	L, 14-28	0-1	0.0%	0-0	0.0%	0-0	0.0%	0-0	0.0%	0-1	
09/11/10	Indiana State	W, 40-7	0-0	0.0%	0-0	0.0%	0-0	0.0%	0-0	0.0%	0-0	0.0%
09/16/10	at NC State											
09/25/10	Oklahoma											
10/09/10	Miami (OH)											
10/15/10	at Louisville											
10/22/10	USF											
10/30/10	Syracuse											
11/13/10	at West Virginia											
11/20/10	Rutgers											
11/27/10	at Connecticut											
12/04/10	Pittsburgh											
	CINCINNATI		0-1	0.0%	0-0	0.0%	0-0	0.0%	0-0	0.0%	0-1	0.0%
	OPPONENTS		2-4	50.0%	0-0	0.0%	0-0	0.0%	1-2	50.0%	1-2	50.0%

20-YARD PLAYS

YDS.	TYPE	PLAYER(S)	OPP.
37 KR		WOODS, DJ	Fresno State
*29	Pass	BINNS, Armon from COLLAROS, Zach	Indiana State
28	Rush	GOEBEL, John	Indiana State
25	Pass	PEAD, Isaiah from COLLAROS, Zach	Fresno State
25	Pass	WOODS, DJ from COLLAROS, Zach	Fresno State
24	Pass	HAZELTON, Vidal from COLLAROS, Zach	Fresno State
23	Rush	WILLIAMS, Darrin	Indiana State
*23	Pass	WOODS, DJ from COLLAROS, Zach	Fresno State
22	Pass	WOODS, DJ from COLLAROS, Zach	Indiana State

* touchdown scored on play

LONG PLAYS BY THE NUMBERS

Plays by Yards	No.	TD
100+	0	0
90-99	0	0
80-89	0	0
70-79	0	0
60-69	0	0
50-59	0	0
40-49	0	0
30-39	1	0
20-29	8	2

Plays by Type	No.	TD
Rushing	2	0
Passing	6	2
Punt returns	0	0
Kick returns	1	0
Interceptions	0	0
Fumble returns	0	0
Other	0	0
TOTAL	9	2

LONGEST PLAYS OF THE YEAR

Rushing

28 GOEBEL, John vs Indiana State (9/11/2010)

Rushing Touchdown

5 COLLAROS, Zach vs Fresno State (9/4/2010)

Passing

29 BINNS, Armon from COLLAROS, Zach
vs Indiana State (9/11/2010)

Passing Touchdown

29 BINNS, Armon from COLLAROS, Zach
vs Indiana State (9/11/2010) - TD

Punt Return

18 WOODS, DJ vs Indiana State (9/11/2010)

Kick Return

37 WOODS, DJ vs Fresno State (9/4/2010)

Interception Return

0 LAMBERT, Pat vs Fresno State (9/4/2010)

Fumble Return

None

Punt

51 O'DONNELL, Pat vs Fresno State (9/4/2010)

Field Goal

48 ROGERS, Jacob vs Indiana State (9/11/2010)

20-YARDS PLUS PLAYS BY PLAYER

PLAYER	NO.	TD	R	P	KR	PR	IR	FR
WOODS, DJ	4	1	0	3	1	0	0	0
BINNS, Armon	1	1	0	1	0	0	0	0
HAZELTON, Vidal	1	0	0	1	0	0	0	0
WILLIAMS, D.	1	0	1	0	0	0	0	0
GOEBEL, John	1	0	1	0	0	0	0	0
PEAD, Isaiah	1	0	0	1	0	0	0	0
TOTAL	9	2	2	6	1	0	0	0

SCORING DRIVES/PLAYS

Opponent	Qtr.	Plays	Yds.	TOP	Result	Scoring Play
at Fresno State	1	2	35	0:32	TD	Woods 23-yard pass from Collaros
at Fresno State	2	10	76	3:46	TD	Collaros 5-yard run
Indiana State	1	6	34	1:18	FG	Rogers 48-yard field goal
Indiana State	2	8	62	3:02	TD	Binns 16-yard pass from Collaros
Indiana State	3	7	65	1:56	TD	Goebel 3-yard run
Indiana State	3	6	68	2:33	TD	Binns 29-yard pass from Collaros
Indiana State	3	2	10	0:26	TD	Goebel 1-yard run
Indiana State	3	5	36	1:50	TD	Collaros 2-yard run

AVERAGE SCORING DRIVE/PLAY STATS

Plays: 5.75 per drive; Yards: 48.3 per drive; Avg. Drive Time: 1:55

8 scoring drives, 46 plays, 386 yards, 923 seconds

HIGHS/LOWS

Longest drive (time):

3:46 at Fresno State (10 plays, 76 yards, Collaros 5-yard run)

Shortest drive (time):

0:26 vs. Indiana State (2 plays, 10 yards, Goebel 1-yard run)

Longest drive (yards):

76 yards at Fresno State (10 plays, 76 yards, Collaros 5-yard run)

Shortest drive (yards):

10 yards vs. Indiana State (2 plays, 10 yards, Goebel 1-yard run)

DRIVE START SUMMARY

	Own		Opp	
Kickoff	8	32.4	10	21.0
Punt	15	29.7	12	27.7
Field goal	1	20.0	1	31.0
Fumble	1	90.0	3	57.0
Interception	1	65.0	0	0.0
Downs	1	9.0	1	72.0
ALL DRIVES	27	32.9	27	30.2

2010 CINCINNATI FOOTBALL

GAME 1 • SEPT. 4, 2010 • BULLDOG STADIUM • FRESNO, CALIF. • ATT.: 37,238

	Cincinnati	14
	Fresno State	28

FRESNO, Calif. (AP) - The University of Cincinnati football scored the first 14 points of the game but could not hold on, surrendering 28 unanswered points to Fresno State, dropping its season opener by a 28-14 margin.

Fresno State ended Cincinnati's 18-game regular-season winning streak, a 10-game road streak, and a run of five-straight wins in season opening games.

Fresno's Ryan Colburn connected for four touchdowns to help the Bulldogs overcome an early 14-0 deficit and hand Butch Jones a loss in his first game as Cincinnati's coach.

Held to one first down on their first seven drives, the Bulldogs scored touchdowns on their next three, taking a 21-14 lead early in the third quarter on Colburn's 28-yard pass to Devon Wylie. The touchdown came one play after they converted a fourth-and-2 with a short pass to Tapa Taumoepeau.

The turnaround was just as stark on the other side of the ball as the Bearcats were held to minus-6 yards in a span of more than 22 minutes after taking a 14-0 lead on Zach Collaros' touchdown run early in the second quarter.

The Bulldogs sacked Collaros on three successive plays on UC's first drive of the fourth quarter as the Bearcats offense struggled to find a rhythm. Collaros completed 24 of 41 passes for 219 yards, throwing for one touchdown and running for another, but he was sacked eight times.

The Bearcats were held to 15 yards rushing in their first regular-season loss since a 40-16 defeat at Connecticut on Oct. 25, 2008.

The Bearcats got off to the early lead, getting a 23-yard TD pass from Collaros to D.J. Woods following an interception by Pat Lambert. Collaros' 5-yard run early in the second quarter made it 14-0. At that point, Cincinnati had outgained Fresno State 195-8 and had two more touchdowns than the Bulldogs had first downs.

GAME 1 • SCORE BY QUARTERS	1	2	3	4	F
Cincinnati	7	7	0	0	14
Fresno State	0	14	7	7	28

SCORING SUMMARY

FIRST QUARTER

02:38 UC Woods 23-yard pass from Collaros (Rogers kick) 2-35; 0:32

SECOND QUARTER

11:44 UC Collaros 5-yard run (Rogers kick) 10-76; 3:46

02:25 FSU Rouse 20-yard pass from Colburn (Goessling kick) 4-49; 2:20

00:16 FSU Hamler 16-yard pass from Colburn (Goessling kick) 5-42; 0:23

THIRD QUARTER

10:03 FSU Wylie 28-yard pass from Colburn (Goessling kick) 9-80; 4:57

FOURTH QUARTER

14:52 FSU Evans 59-yard pass from Colburn (Goessling kick) 3-69; 1:11

TEAM STATISTICS	UC	FSU
FIRST DOWNS	15	13
YARDS RUSHING	15	49
YARDS PASSING	219	247
Comp-Att-Int	24-41-0	18-24-1
TOTAL YARDS	234	296
Fumbles: No-Lost	3-1	3-0
Penalties: No-Yards	5-34	5-35
Punts-Yards	8-304	8-320
Punt Ret: No-Yds-TD	1-0-0	2-6-0
KO Ret: No-Yds-TD	4-78-0	0-0-0
INT: No-Yds-TD	1-0-0	0-0-0
Fum. Ret: No-Yds-TD	0-0-0	0-0-0
Third-Down	9-19	3-13
Possession Time	30:50	29:10
Sacks By: No-Yds	2-5	8-64
Field Goals	0-1	0-0


RUSHING: Cincinnati-PEAD, Isaiah 10-36; WOODS, DJ 2-8; WILLIAMS, D. 1-3; TEAM 1-minus 10; Collaros, Zach 18-minus 22. Fresno State-Rouse, Robbie 20-40; Colburn, Ryan 5-8; Ellis, A.J. 1-6; Wylie, Devon 1-4; Team 2-minus 3; Evans, Rashad 1-minus 6.

PASSING: Cincinnati-COLLAROS, Zach 24-41-0-219. Fresno State-Colburn, Ryan 18-24-1-247.

RECEIVING: Cincinnati-BINNS, Armon 7-55; WOODS, DJ 6-72; Hazelton, Vidal 6-63; Pead, Isaiah 4-28; Guidugli, Ben 1-1. Fresno State-Hamler, Jamel 5-53; Evans, Rashad 4-71; Wylie, Devon 2-39; Rouse, Robbie 2-20; Taumoepeau, 2-17; Pascoe, Vince 1-26; Saunders, Jalen 1-18; Ellis, A.J. 1-3.

BACK-TO-BACK BIG EAST CONFERENCE CHAMPIONS

GAME 2 • SEPT. 11, 2010 • NIPPERT STADIUM • CINCINNATI, OHIO • ATT.: 30,807

	Indiana State	7
	Cincinnati	40

CINCINNATI (AP) - Zach Collaros threw for two touchdowns and ran for another, and Cincinnati's offense found its legs in the second half, pulling away to a 40-7 victory over Indiana State.

The Bearcats (1-1) led 12-7 at the half, overcoming some early offensive struggles. Collaros directed Cincinnati to touchdowns on all four of its drives in the third quarter.

The two-time defending Big East champions improved to 13-0 at home over the last three seasons, two shy of the school record for consecutive home wins.

Collaros finished 11 of 17 for 130 yards. He also scrambled for 32 yards as Cincinnati's running game got on track. Sophomore Darrin Williams started in place of Isaiah Pead, out with a sore knee, and ran for 117 yards. John Goebel had two short touchdown runs in the third quarter.

Collaros had more time to throw but still struggled to complete anything more than a short pass in the first half, when he went 8 of 13 for 70 yards with one sack.

The Bearcats headed for the locker room at halftime up 12-7. They'd managed only 150 yards, and two of their points came on a safety.

It was Cincinnati's first game without receiver Vidal Hazelton, who tore up his left knee at Fresno State. Hazelton was one of Cincinnati's best downfield threats, expected to replace the departed Mardy Gilyard as a playmaker.

Something was missing.

Collaros put a spark in the offense by doing a lot of it himself. He scrambled for three straight first downs, then hit Armon Binns down the left sideline for a 29-yard touchdown that made it 26-7. The Sycamores helped Cincinnati pull away, fumbling at their own 10-yard line to set up another score.

GAME 2 • SCORE BY QUARTERS	1	2	3	4	F
Indiana State	0	7	0	0	7
Cincinnati	3	9	28	0	40

SCORING SUMMARY

FIRST QUARTER

09:32 UC Rogers 48-yard field goal 6-34; 1:18

SECOND QUARTER

14:55 UC Binns 16-yard pass from Collaros (Rogers kick) 8-62; 3:02

08:11 UC TEAM-Safety (Wolfe)

02:10 ISU Jones 18-yard pass from Fouch (Little kick) 4-35; 2:28

THIRD QUARTER

12:59 UC Goebel 3-yard run (Rogers kick) 7-65; 1:56

08:22 UC Binns 29-yard pass from Collaros (Rogers kick) 6-68; 2:33

06:57 UC Goebel 1-yard run (Rogers kick) 2-10; 0:26

03:03 UC Collaros 2-yard run (Rogers kick) 5-36; 1:40

TEAM STATISTICS	ISU	UC
FIRST DOWNS	15	22
YARDS RUSHING	93	263
YARDS PASSING	161	130
Comp-Att-Int	23-38-0	11-17-0
TOTAL YARDS	254	393
Fumbles: No-Lost	4-1	3-2
Penalties: No-Yards	6-45	3-40
Punts-Yards	7-254	4-173
Punt Ret: No-Yds-TD	0-0-0	3-32-0
KO Ret: No-Yds-TD	5-106-0	3-50-0
INT: No-Yds-TD	0-0-0	0-0-0
Fum. Ret: No-Yds-TD	0-0-0	0-0-0
Third-Down	6-17	6-12
Possession Time	31:23	28:37
Sacks By: No-Yds	2-25	2-13
Field Goals	0-1	1-1

RUSHING: Indiana State-Bell, Shakir 10-67; Gates, Darrius 13-40; Lough, Brock 3-20; Fouch, Ronnie 3-minus 11; TEAM 3-minus 23. Cincinnati-WILLIAMS, D. 13-117; Goebel, John 9-75; Winn, George 11-48; Collaros, Zach 11-32; TEAM 1-minus 9.

PASSING: Indiana State-Fouch, Ronnie 23-38-0 161. Cincinnati-COLLAROS, Zach 11-17-0-130.

RECEIVING: Indiana State-Kent, Bryant 4-34; Riston, Leonard 4-3; Egberongbe, Edn 3-37; Jones, Alex 3-36; Goodlett, John 2-17; Hilton, Justin 2-11; Mardis, Michael 1-10; Lawshe, Demory 1-5; Lacotti, Larry 1-4; Lough, Brock 1-3; Gates, Darrius 1-1. Cincinnati-WOODS, DJ 5-46; Binns, Armon 3-59; Guidugli, Ben 2-17; Goebel, John 1-8.

THE LAST TIME ...

SCORING:**A kickoff was returned for a touchdown:**

UC: Mardy Gilyard, at Pittsburgh, 12/5/09, 99 yards
 OPP: Mike Jenkins, USF, 11/3/07, 100 yards

A punt was returned for a touchdown:

UC: Mardy Gilyard, vs. SEMO, 9/12/09, 53 yards
 Antwan Giddens at USF, 11/3/07, 0 yards (block)
 OPP: Robert McClain, Connecticut, 11/7/09, 87 yards
 Tiger Jones, Louisville, 11/27/04, 0 yards (block)

An interception was returned for a touchdown:

UC: Brandon Underwood, at Hawai'i, 12/06/08, 20 yards
 OPP: Robert McClain, UConn, 10/25/08, 28 yards

Two interceptions were returned for touchdowns:

UC: Shawn Ferguson at Memphis, 10/17/98, 83 & 40 yds
 OPP: C. Chenault and D. Johnson, Kentucky, 9/27/86

A fumble was recovered/returned for a touchdown:

UC: Angelo Craig, at Syracuse, 11/24/07 (16 yards)
 OPP: Craig Kobel, USF, 11/20/04 (0 yards)

A safety was recorded:

UC: vs. Indiana State, 9/11/10, sack in the end zone
 OPP: by Oregon State, 9/19/09, tackle in the end zone

A two-point conversion was made:

UC: at Pittsburgh (Gilyard pass from Pike), 12/5/09
 OPP: by Connecticut (Easley pass from Todman), 11/7/09

A defensive two-point conversion was made:

UC: Daven Holly vs. Miami (OH), 9/11/04
 OPP: David Williams, Houston, 11/14/98

An individual scored three touchdowns in a game:

UC: Mardy Gilyard, vs. Illinois (2 rec., 1 KR), 11/27/09
 OPP: Jordan Todman, Connecticut (4 rush), 11/7/09

LONG PLAYS:**A run went for 50 yards or more:**

UC: 52 by Isaiah Pead, vs. West Virginia, 11/13/09
 OPP: 50 by Shakir Bell, Indiana State, 9/11/10

A pass was completed for 50 yards or more:

UC: 68 yards from Pike to Gilyard, at Pittsburgh, 12/5/09
 OPP: 59 yards from Colburn to Evans, at Fresno State, 9/4/10

A pass was completed for 75 yards or more:

UC: 81, Collaros to Binns, at Syracuse, 10/31/09
 OPP: 78 yards from Robinson to T. Smith, Syracuse, 11/24/07

RUSHING:**An individual rushed for 100 +yards in a game:**

UC: 117 by Darrin Williams, vs. Indiana State, 9/11/10
 OPP: 194 by Dion Lewis, Pittsburgh, 12/5/09

An individual rushed for 200 +yards in a game:

UC: 238 yards by Richard Hall vs. Miami (OH), 9/11/04
 OPP: 234 yards by Leonard Henry, East Carolina, 11/10/01

An individual rushed 30 times in a game:

UC: 30 carries by Richard Hall vs. Army, 10/25/03
 OPP: 38 carries by Ryan Mathews, Fresno State, 9/26/09

An individual rushed 40 times in a game:

UC: 41 carries by DeMarco McCleskey vs. E. Carolina, 11/5/98
 OPP: 47 carries by Dion Lewis, Pittsburgh, 12/5/09

Two teammates rushed for 100+ yards in a game:

UC: Eddington (138 yds.) & R. Hall (117) vs. ECU, 9/1/03
 OPP: White (155) & Slaton (103), West Virginia, 11/17/07

PASSING:**An individual passed for 300 +yards in a game:**

UC: 302 yards by Tony Pike, at Pittsburgh, 12/5/09
 OPP: 382 yards by Matt Grothe, USF, 11/3/07

An individual passed for 400+ yards in a game:

UC: 480 yards by Zach Collaros, vs. Connecticut, 11/7/09
 OPP: 419 yards by Andrew Robinson, Syracuse, 11/24/07

An individual completed 30+ passes in a game:

UC: 32 by Tony Pike, vs. Illinois, 11/27/09
 OPP: 31 by Matt Grothe, USF, 11/3/07

An individual attempted 40 passes in a game:

UC: 44 by Tony Pike, at Pittsburgh, 12/5/09
 OPP: 42 by Cody Endres, UConn, 10/25/08

An individual attempted 50 passes in a game:

UC: 52 by Ben Mauk vs. Southern Miss, 12/22/07
 OPP: 54 by Matt Grothe, USF, 11/3/07

An individual threw three touchdown passes:

UC: 3 by Tony Pike, at Pittsburgh, 12/5/09
 OPP: 4 by Ryan Colburn, at Fresno State, 9/4/10

An individual threw four touchdown passes:

UC: 6 by Tony Pike, vs. Illinois, 11/27/09
 OPP: 4 by Ryan Colburn, at Fresno State, 9/4/10

An individual threw five touchdown passes:

UC: 6, by Tony Pike, vs. Illinois, 11/27/09
 OPP: 5 by Jason McKinley, Houston, 11/14/98

An individual threw four interceptions in a game:

UC: 5 by Dustin Grutza vs. Miami (OH), 9/28/05
 OPP: 4 by Matt Grothe, USF, 11/3/07

RECEIVING:**An individual caught 10 or more passes in a game:**

UC: 12 by Mardy Gilyard, vs. Connecticut, 11/7/09
 OPP: 12 by Brian Robinson, Houston, 9/7/00

An individual had 100 yards receiving in a game:

UC: 118 by Mardy Gilyard, at Pittsburgh, 12/5/09
 104 by Armon Binns, at Pittsburgh, 12/5/09
 OPP: 160 by Mike Williams, Syracuse, 11/24/07
 126 by Taj Smith, Syracuse, 11/24/07

An individual had 200 yards receiving in a game:

UC: 210 by Marcus Barnett vs. West Virginia, 11/17/07
 OPP: 226 by Howard Twilley, Tulsa, 10/23/65

Two teammates had 100 yards receiving in a game:

UC: Gilyard & Binns, at Pittsburgh, 12/5/09
 OPP: Mike Williams and Taj Smith, Syracuse, 11/24/07

TOTAL OFFENSE:**An individual had 300 yards of total offense:**

UC: 402 by Tony Pike, vs. Illinois, 11/27/09
 OPP: 346 by Andrew Robinson, Syracuse, 11/24/07

An individual had 400 yards of total offense:

UC: 402 by Tony Pike, vs. Illinois, 11/27/09
 OPP: 457 by Matt Grothe, USF, 11/3/07

An individual had 200 all-purpose yards:

UC: 381 by Mardy Gilyard, at Pittsburgh, 12/5/09
 OPP: 317 by Jordan Todman, Connecticut, 11/7/09

KICKING:**An extra point kick was missed:**

UC: by Jacob Rogers, at Pittsburgh, 12/5/09
 OPP: by Garrett Palmer, San Diego State, 9/29/07

An individual made four field goals:

UC: 4 by Jacob Rogers, vs. Connecticut, 11/7/09
 OPP: 4, by Dave Teggart, UConn, 10/25/08

A 50-yard field goal was made:

UC: 53 yards by Jake Rogers, at Hawai'i, 12/06/08
 OPP: 52 yards by Pat McAfee, at West Virginia, 11/8/08

An individual punted 10 times:

UC: 10 by Chet Ervin at West Virginia, 9/13/03
 OPP: 10 by Teddy Dellaganna, Rutgers, 10/11/08

A team did not punt in a game:

UC: Miami (Ohio), 9/17/08
 OPP: Syracuse, 10/10/98

An individual blocked a punt:

UC: by Connor Barwin, at UConn, 10/25/08
 OPP: by Andrew Taglianetti, Pittsburgh, 11/22/08

An individual blocked a field goal:

UC: by Adam Roberts at Syracuse, 9/18/04
 OPP: by Mick Williams, Pittsburgh, 11/22/08

A player intercepted two passes in a game:

UC: 3 by DeAngelo Smith, vs. Southern Miss, 12/22/07
 OPP: 2 by Robert McClain, UConn, 10/25/08

TEAM:**A team rushed for 200 yards in a game:**

UC: 263 vs. Indiana State, 9/11/10
 OPP: 202 by West Virginia, 11/13/09

A team rushed for 300 yards in a game:

UC: 314 vs. SE Missouri State, 8/30/07
 OPP: 313 by West Virginia, 11/11/06

A team rushed for less than 100 yards in a game:

UC: 15 at Fresno State, 9/4/10
 OPP: 93 Indiana State, 9/11/10

A team passed for more than 300 yards in a game:

UC: 302 at Pittsburgh, 12/5/09
 OPP: 395 by Oklahoma, 9/6/08

A team passed for more than 400 yards in a game:

UC: 480, vs. Connecticut, 11/7/09
 OPP: 419 by Syracuse, 11/24/07

A team passed for less than 100 yards in a game:

UC: 43 vs. Miami (OH), 9/30/06
 OPP: 59 by Syracuse, 11/29/08

A team had 400 yards of total offense:

UC: 420 vs. Illinois, 11/27/09
 OPP: 476 by Illinois, 11/27/09

A team had 500 yards of total offense:

UC: 711, vs. Connecticut, 11/7/09
 OPP: 592 by Oklahoma, 9/6/08

A team had 600 yards of total offense:

UC: 711, vs. Connecticut, 11/7/09
 OPP: 601 by Syracuse, 10/10/98

A team had less than 200 yards of total offense:

UC: 190 at Memphis, 11/11/00
 OPP: 176, by SEMO, 9/12/09

CINCINNATI'S RECORD ...

	2010	2009	2008	2007	Since 2007
When playing at home.....	1-0	6-0	6-0	4-2	17-2
When playing on road.....	0-1	6-0	5-2	5-1	16-4
At Neutral Sites.....	0-0	0-1	0-1	1-0	1-2
When playing on natural grass.....	0-1	2-0	0-3	3-1	5-5
When playing on artificial turf.....	1-0	10-1	11-0	7-2	29-3
When playing during the day.....	1-0	8-0	3-2	4-1	17-3
When playing at night.....	0-1	4-1	8-1	6-2	17-5
When scoring first.....	1-1	9-0	10-2	6-2	26-5
When opponent scores first.....	0-0	3-1	1-1	4-1	8-3
When leading after first quarter.....	1-1	8-0	9-1	8-2	26-4
When trailing after first quarter.....	0-0	2-1	1-1	1-0	4-2
When tied after first quarter.....	0-0	2-0	1-1	1-1	4-2
When leading at halftime.....	1-0	10-0	9-1	9-1	29-2
When trailing at halftime.....	0-0	1-1	2-2	1-1	4-4
When tied at halftime.....	0-1	1-0	0-0	0-1	1-2
When leading after three quarters.....	1-0	11-0	10-0	10-0	32-0
When trailing after three quarters.....	0-1	1-1	1-3	0-2	2-7
When tied after three quarters.....	0-0	0-0	0-0	0-1	0-1
In overtime.....	0-0	0-0	1-0	0-0	1-0
When Cincinnati has more rushing yards.....	1-0	8-0	8-0	8-1	25-1
When opponent has more rushing yards.....	0-1	4-1	3-3	2-2	9-7
When Cincinnati rushes for 200 or more yards.....	1-0	3-0	2-0	3-0	10-0
When Cincinnati rushes for 150 or more yards.....	1-0	4-0	2-0	4-0	11-0
When Cincinnati holds opponent to 100 rushing yards or less.....	1-1	3-0	6-0	8-1	18-2
When Cincinnati holds opponent to 150 rushing yards or less.....	1-1	4-0	7-0	8-1	20-2
When Cincinnati has more passing yards.....	0-0	11-0	8-2	5-2	23-4
When opponent has more passing yards.....	1-1	1-1	3-1	5-1	11-4
When Cincinnati passes for 300 or more yards.....	0-0	7-0	3-0	3-2	13-2
When Cincinnati passes for 200 or more yards.....	0-1	5-0	4-2	10-2	20-5
When Cincinnati holds opponent to 150 passing yards or less.....	0-0	2-0	2-0	1-1	5-1
When Cincinnati holds opponent to 100 passing yards or less.....	0-0	0-0	1-0	1-0	2-0
When Cincinnati has more total yards.....	1-0	10-0	10-0	7-1	28-1
When opponent has more total yards.....	0-1	2-1	1-3	3-2	6-7
When Cincinnati has more first downs.....	1-1	7-0	6-1	7-1	21