

GAME
8

CINCINNATI

CINCINNATI BEARCATS



COLORADO BUFFALOES

COLORADO

5-2 • 3-1 BIG 12

5-2 • 3-1 BIG 12

SATURDAY, OCTOBER 26, 2024 • 10:15 PM ET • FOLSOM FIELD • BOULDER, COLO.

THE STRONG SHALL
REIGN

2024 SCHEDULE

DATE	OPPONENT (TV)	RESULT/TIME (ET)
AUG. 31	TOWSON (ESPN+)	W, 38-20
SEPT. 7	PITTSBURGH (ESPN/2)	L, 27-28
Sept. 14	at Miami (Ohio) (ESPNU)	W, 27-16
SEPT. 21	HOUSTON* (FS1)	W, 34-0
Sept. 28	at Texas Tech* (ESPN2)	L, 41-44
Oct. 12	at UCF* (ESPN2)	W, 19-13
OCT. 19	ARIZONA STATE* (ESPN+)	W, 24-14
Oct. 26	at Colorado* (ESPN)	10:15 p.m. ET
NOV. 9	WEST VIRGINIA*	TBD
Nov. 16	at Iowa State*	TBD
Nov. 23	at Kansas State*	TBD
NOV. 30	TCU*	TBD

All times ET. Home in **BOLD CAPS**, played at Nippert Stadium

* - Big 12 Conference game.

ON THE AIR

TV: ESPN

Play-by-Play Mark Jones
Analyst..... Roddy Jones
Sideline..... Quint Kessenich

RADIO: BEARCATS SPORTS NETWORK

Play-by-Play Dan Hoard
Analyst..... Jim Kelly Jr.
Sideline..... Tony Pike
Host/Engineer Mo Egger

Local: 700 WLW

Satellite: SiriusXM 384, and on the SiriusXM App

App: iHeart Radio App and The Varsity Network: "Search Cincinnati"

LIVE STATS: Cincinnati.StatBroadcast.com

TABLE OF CONTENTS

Quick Hits	1
Media Information	2
Matchup Information.....	3
Big 12 Conference Standings/POTW/Results.....	4
Game Notes.....	5-11
Nippert Stadium/Indoor Practice Facility.....	12-13
Rosters.....	14-15
Depth Chart/Pronunciations.....	16
Head Coach Scott Satterfield.....	17-18
Assistant Coaches/Support Staff.....	19
Player Capsules.....	20-30
Starter Information.....	31
2024 Game Capsules.....	32-34
Last Time It Happened.....	35
Single-Game Records.....	36
2024 Statistics	37-48
Scoring Drives/Long Plays	49-50
Record Book	51-61



CINCINNATI BEARCATS

Head Coach Scott Satterfield

Record at Cincinnati 8-11 (.421, 2nd Year)

Overall Record 84-59 (.587, 12th Year)



COLORADO BUFFALOES

Head Coach Deion Sanders

Record at School 9-10 (.473, 2nd Year)

Overall Record 35-16 (.686, 5th Year)

GAME INFORMATION

Facility Folsom Field

Capacity 50,183

TV ESPN

Radio 700 WLW | SiriusXM 384 and on the SiriusXM App

Series Record Colorado leads 1-0

at Boulder 0-1

Last Meeting Colorado won 56-14 in 1972

Series Streak CU has won one straight

BEARCATS FACE BUFFALOES IN THICK OF BIG 12 RACE

- Cincinnati travels to Boulder, Colo. to face the Buffaloes on Saturday at 10:15 ET at Folsom Field (ESPN). The Bearcats are coming off a decisive 24-14 victory over previously 5-1 Arizona State on Homecoming this past Saturday at Nippert Stadium.
- Cincinnati and Colorado are both 5-2 overall and 3-1 in the Big 12 - both one game out of first place.
- This weekend's trip will be more than 1,200 miles and make the longest away game of the season for the Bearcats.
- The Bearcats are a mere four points from being 7-0 having lost to Pittsburgh (6-0) by one point and at Texas Tech (5-2) by three.
- Cincinnati is one of the most improved teams in the country. After going 3-9 in 2023 under first-year head coach Scott Satterfield, the Bearcats brought in 47 new scholarship players including stars: QB Brendan Sorsby (Indiana), TE Joe Royer (Ohio State), LBs Jared Bartlett (West Virginia) and Jake Golday (Central Arkansas) and safety Derrick Canteen (Virginia Tech). The transfers along with returning Cincinnati natives 2022 All-America DT Dontay "The Godfather" Corleone, 1,000-yard rusher Corey Kiner and 2023 All-America RG Luke Kandra have Cincinnati poised to return to a bowl game and conference title contention in 2024.
- A win Saturday would give UC six victories and make the Bearcats bowl eligible for the sixth time in seven years.
- UC has played in 22 bowls all time, including back-to-back NY6 bowls in 2020 (Peach) and 2021 (CFP Semifinals at Cotton Bowl).

BEARCATS BUILDING A RESUME

- Cincinnati has the nation's 15th-most efficient offense according to ESPN's Football Power Index.
- ESPN's FPI rates Cincinnati as the 34th-best team in the country and gives the Bearcats an 93% chance of reaching six wins.
- Cincinnati ranks third in the Big 12 and 24th nationally in total offense (451.4) and keeps opposing defenses on the field longer than most, ranking second in the conference and 13th overall in time of possession (32:50).
- UC leads the Big 12 with 20 plays of 30+ and 14 plays of 40+. RB Evan Pryor has a league-best three 50-yard TD runs.
- S/Star Antwan Peek Jr. is the top-ranked safety in the country (90.4) according to PFF.
- G Luke Kandra (77.8), LB Jake Golday (84.7) and DT Dontay Corleone (79.4) join Peek Jr. as the highest-rated players in the Big 12 at their positions. Kandra, a preseason All-Big 12 pick along with Corleone, rates as the No. 3 guard in the Power 4.
- TE Joe Royer continues to lead the Big 12 tight ends in receptions (32) and yards (387). The single-season school records for tight end receptions (45) and yards (722) are owned by Travis Kelce in the 2012 season.

TWO OF THE BIG 12's BEST QBs FACE OFF

- Cincinnati QB Brendan Sorsby and Colorado QB Shedeur Sanders are two of the best field generals in the Big 12 and the country.
- Sanders (161.56) and Sorsby (152.08) rank 1-2 in the league in passer rating and 1-2 in completion percentage (72.7%-67.2%).
- Sanders leads the Big 12 in TD responsibility (21) with Sorsby tied with TCU's Josh Hoover in second-place (19).
- Sorsby leads all Big 12 QBs in rushing touchdowns (6) and is tied for sixth in the conference overall.
- Sanders (91.0) is PFF's highest-graded Big 12 QB, while Sorsby rates third (84.9).
- Sorsby's 478 yards at Texas Tech is the most in the Big 12 this season. Sanders' 462 vs. NDSU ranks second.
- Sanders' 445 total yards vs. NDSU is the top passing performance in the league with Sorsby's 426 at Texas Tech second-best.
- According to On3, Sorsby was a three-star prospect and the No. 203 player in Texas out of Lake Dallas HS in the 2022 class, while Sanders was a three-star prospect and the No. 71 player in Texas out of Trinity Christian HS in Cedar Hill, Texas in the 2021 Class.

MORE ON THE WIN OVER ARIZONA STATE

- RB Corey Kiner rushed for 102 yards on 22 carries and Sorsby tallied two rushing touchdowns as the Cincinnati defense held ASU star RB Cam Skattebo to just 75 rushing yards. The Sun Devils jumped out to a 7-0 lead as the Bearcats went 3-and-out and threw an interception on their first two possessions. However, Peek Jr. punched the ball out from Skattebo to spark 24 straight points for the Bearcats. UC finished with 191 rushing yards - a season-best in Big 12 play - as Pryor added a 55-yard TD run.

DEFENSE LIVES HERE

- Cincinnati's defense has allowed the fewest points in the Big 12 in conference games (71) and leads the league in scoring defense in conference-only games (17.75). Since Texas Tech scored 44 vs UC, the Bearcats have allowed just 27 points the last two weeks.
- UC is allowing 19.3 ppg in all games - which ranks fourth in the Big 12 and 28th overall.
- The Bearcats were the first team to shut out an FBS opponent on Sept. 21 when they shut out Houston, 31-0.
- Peek Jr. leads the Big 12 and is tied for the national lead with four forced fumbles this season. He also is tied for the team lead with 37 tackles despite logging only two starts (ASU, UCF). The former walk-on is the son of UC great Antwan Peek Sr.
- Cincinnati ranks third in the Big 12 with 17 sacks. LB Jared Bartlett (4.5, third), DE Eric Phillips (4.0, fifth) and Corleone (3.0, eighth) all rank in the Big 12's Top 10 in sacks.

AN ELITE PROGRAM BY THE NUMBERS

- Cincinnati, which started playing football in 1885, is in its 137th season and owns an all-time record of 667-610-50 (.521). Saturday's game against Colorado will mark the 1,327th football game for Cincinnati.
- UC is 61-22 (.735) since the start of the 2018 season, which ranks among the Top 15 best FBS records during the stretch.
- Recent NFL stars with Cincinnati degrees include: Jason and Travis Kelce, Sauce Gardner, Jerome Ford and Alec Pierce.

GET CONNECTED:

GoBears
GoBearsFootballGoBears
GoBearsFB / CoachSattUCGoBears
GoBearsFB

The University of Cincinnati Athletics Communications and Strategic Brand Engagement Office is ready to assist you in to make the experience of covering UC Athletics productive and rewarding.

Richard E. Lindner Center • Suite 860
2751 O'Varsity Way • Cincinnati, OH 45221-0021

SID Phone 513-556-5191
Press Box Phone 513-556-1010
Website GoBEARCATS.com

Zach Stipe (Football SID)..... Associate AD/Comms. & SBE
865-244-6119..... stipezd@ucmail.uc.edu
Chris Cullum (Secondary) Director, SBE
630-220-4147..... cullumcm@ucmail.uc.edu
David Cohen..... Director, SBE
513-556-9845..... cohend3@ucmail.uc.edu
Maddie Reidenbach (Credentials)..... Assistant, SBE
330-340-3286..... reidenmk@ucmail.uc.edu

ON THE WEB

Information on the University of Cincinnati football team is available at www.GoBEARCATS.com. To receive the UC updates via email, please send a request to Zach Stipe (stipezd@ucmail.uc.edu), Chris Cullum (cullumcm@ucmail.uc.edu) or David Cohen (cohend3@ucmail.uc.edu).

PRACTICES

During a typical Saturday game week, media may interview players and coaches immediately following practice on Tuesday. Practice is generally closed to the public. Anyone hoping to observe practice should contact UC Athletics Communications in advance. Failure to do so may result in an individual's removal from the venue. During regular-season practices, unless otherwise noted, still and television photographers will be allowed to shoot stretching and select periods.

PRESS BOX SERVICES

All media members will be provided with access to game notes via GoBEARCATS.com. At the quarter breaks and halftime, quickie stats and drive charts will be printed and distributed via email. Following the game, a complete post-game statistics package will be distributed via email and will contain a scoring summary, final team statistics, final individual statistics, complete play-by-play, drive charts for both halves, halftime statistics, defensive statistics, substitution chart, postgame quotes from both head coaches and players and postgame notes.

LIVE STATS

Live in-game statistics will be available via StatBroadcast.

INTERNET

Wireless Internet is available in the press box at Nippert Stadium. Members of the Athletics Communications staff will be available to assist you. There is no access fee.

WEEKLY MEDIA AVAILABILITY

Head Coach Scott Satterfield will be available to the media every Tuesday at noon ET during the season with the exception of UC's bye weeks. The press conference is streamed live on ESPN+ and @GoBears on Twitter. Players will be made available at the discretion of the coaching staff.

MEDIA CREDENTIALS

Requests for official working media credentials should be directed to the UC Sports Communications Office. All requests should be received no later than noon, four days prior to the game. Visit the football page at GoBEARCATS.com to request credentials online.

Season credentials will be available for pickup prior to the first game. Credentials may be picked up on gameday at the media will call located at the TUC.

On gameday, media should park in Clifton Court Garage and enter Nippert Stadium through Gate J.

Please contact Zach Stipe or Maddie Reidenbach for any UC Football credential needs.

SCOUTING PASSES

Professional scouts may obtain credentials through UC's Athletics Communications Office. Scouts will be issued seating in the press box on a space-available basis.

SIDELINE PASSES

The University of Cincinnati follows NCAA guidelines regarding media representatives on the sidelines. Photographers and videographers are permitted to shoot between the 25-yard lines and the goal lines on both sidelines and behind the restraining line in the end zone.

SCOTT SATTERFIELD RADIO SHOW

The hour-long program with Coach Satterfield, Dan Hoard and Jim Kelly Jr. will air weekly from 8-9 p.m. ET on WCKY and 700 WLW AM this season. Fans can listen online at iheart.com and through 700 WLW's iHeartRadio app. For those who can't catch the program live, a podcast of the weekly program will be made available free of charge on 700WLW.com.

MOBILE APP

The Cincinnati Bearcats app for iPhone, iPad and Android devices offers fans a wide variety of information on the Bearcats — home and away. The free app is available in the App Store and Google Play.

2024 QUICK FACTS

GENERAL INFORMATION

Location: Cincinnati, Ohio 45221
Founded: 1819
Enrollment: 52,000+ (Fall 2024)
Conference: Big 12
Nickname: Bearcats
Colors: Red (PMS 186) and Black
Home Field: Nippert Stadium
Surface/Capacity: Motz 24/7 Field System/38,088
President: Neville G. Pinto, PhD
Director of Athletics: John Cunningham
Faculty Representative: Brian Hatch, PhD

HISTORY

First Year of Football: 1885
All-Time Record: 667-610-50
All-Time Bowl Record: 10-12
Last Bowl: 2022 Wasabi Fenway Bowl
Last Bowl Opponent: Louisville (L, 7-24)

2024 TEAM INFORMATION

Basic Offense: Multiple
Basic Defense: Multiple
Letterwinners Returning/Lost: 32/32
Starters Returning/Lost: 14/10
O | D | T: 7/4 | 5/6 | 2/1

2023 INFORMATION

Overall Record: 3-9
Home/Road/Neutral: 1-6/2-3/0-0
Big 12 Record: 1-8
Final Ranking: NR

COACHING STAFF

Head Coach: Scott Satterfield
Alma Mater: Appalachian State '96
Record at UC/Years: 7-11/2
Career Record/Years: 84-59/12
Twitter: @CoachSattUC
Best time to reach coach: Contact SID

Defensive Coordinator/Safeties: Tyson Veidt
Offensive Coordinator/WR: Brad Glenn
Special Teams Coordinator/CB: Kerry Coombs
Co-Defensive Coordinator/Stars: Nate Fuqua
Assistant Coaches: Cortney Braswell (LB), Nic Cardwell (OL), Walter Stewart (DL), Sean Dawkins (RB), Josh Stepp (TE), Pete Thomas (QB), Curtis Fitch (Asst. TE), Wes Fleming (Asst. DB), Tim Conner (Asst. ST), Eric Finney (Asst. DB), Jacob Brandon (Asst. LB), Vijay Stingley (Asst. WR), Seth Price (Asst. OL)
Defensive GAs: Theo Lemon, Grant Gourley
Offensive GAs: Chris Canada, Roger Carter
Chief Of Staff: Brad Wittke
Special Assistant to the Head Coach: Luke Mullett
Senior Advisor to the Head Coach: Roborn Nunn

collegepressbox
SINCE 2005 EVERYTHING BUT THE PREGAME MEAL

collegepressbox is the official media website for Division I football. Access and download game notes, quotes, statistics, media guides, headshots, logos and more for all FBS schools, conferences, postseason games, awards and the College Football Playoff. For access, please register for an account at collegepressbox.com/register.

OPPONENT INFORMATION

HEAD COACH: Dieon Sanders**RECORD AT COLO:** 9-10 (2nd Year)**CONFERENCE:** Big 12 Conference**2024 RECORD:** 5-2, 3-1 Big 12**2023 POSTSEASON:** N/A

SERIES INFORMATION

Series Record COLO leads 1-0**At Cincinnati** N/A**At Colorado** COLO leads 1-0**At Neutral Sites** N/A**Most UC points** 14 (COLO 56-14, 1972)**Most COLO points** 56 (COLO 56-14, 1972)**Combined points** 70 (COLO 56-14, 1972)**Biggest UC win** N/A**Biggest COLO win** (COLO 56-14, 1972)

GAME-BY-GAME

Year	Site	Score	Winner
1972	Colorado	56-14	COLO

LAST MATCHUP

Excerpt from game recap published on September 18, 1972 issue of the Cincinnati Enquirer by Bill Ford.

On September 16, 1972 Colorado defeated Cincinnati 56-14 in front of 50,171 fans.

"I like to play people like Colorado," said [head football coach Ray] Callahan who had just witnessed a decent show by his outmanned forces to up in smoke when the Buffaloes sacked them why. Playing a Colorado with 28 points in the fourth period. "I'll tell you makes us better coaches, makes better players out of our team and , who knows, some day we just might knock off a Colorado."

Uncertain of immediate consequences in a confrontation with established class (Colorado was No. 2 and No. 3 in the two wire service polls last week) the Bearcats learned early they could slug it out.

The Bearcats drove 79 yards to a touchdown the first time in possession, sending strong Reggie Harrison across for the score, and held a 7-0 lead into the second quarter.

"We played them three quarter of good football," applauded Callahan, trying to forget the horrors of the fourth period when the alert Buffs capitalized on the mistake of the inexperienced Cincys for 28 points.

Cincinnati did total 326 yards on the Buffs, 207 on the ground and 109 of that by Harrison in the first period. Harrison knocked from action by exhaustion and a blow on the helmet, participated in only one other scrimmage play after the first period.

By the way, it cost the Buffs about \$893 for each point they scored. Considering guarantee and percentage clausued, the Bearcats can soothe some of the hurts with the estimated \$50,000 as their share from the game-biggest one-game sports payday in the university's history.

RECORD UNDER SATTERFIELD

	AT UC	STREAK
Overall	8-11	W2
Home	4-7	W2
Road	4-4	W1
Neutral	0-0	
Conference	4-8	W2
Home	2-5	W2
Road	2-4	W1
Neutral	0-0	
Non-Conference	4-1	W1
Home	2-1	W1
Road	2-0	W1
Neutral	0-0	
Postseason		
Home	0-0	
Away	0-0	
Neutral	0-0	

NEXT OPPONENT

vs West Virginia**NOV. 9, 2024**

CINCINNATI, OHIO

**HEAD COACH:** Neal Brown**RECORD AT WVU:** 34-33 (6th Year)**CONFERENCE:** Big 12 Conference**2024 RECORD:** 3-4, 2-2 Big 12**2023 POSTSEASON:** Duke's Mayo Bowl vs North Carolina (W, 30-10)**THIS WEEKEND'S OPPONENT:** Arizona (3-4, 1-3 Big 12)

SERIES INFORMATION

Series Record WVU leads 17-3**At Cincinnati** WVU leads 7-1**At West Virginia** WVU leads 10-2-1**At Neutral Sites** N/A**Most UC points** 32 (WVU 35-32, 2002)**Most WVU points** 57 (WVU 57-11, 1969)**Combined points** 68 (WVU 57-11, 1969)**Biggest UC win** 3 (UC 26-23 OT, 2008 & UC 24-21, 2009)**Biggest WVU win** 46 (WVU 57-11, 1969)

THE MATCH UP

CINCINNATI (5-2, 3-1 BIG 12)

TEAM STATISTICS

	CIN	OPP
Points/Game	30.0	19.3
First Downs	160	130
Rushing/Game	172.4	168.6
Passing/Game	279.0	228.7
Total Offense/Game	451.4	397.3
Fumbles-Lost	11-6	14-8
Pen./Yds per Game	31/38.1	40/44.0
Time of Possession	32:50	27:10

INDIVIDUAL LEADERS

RUSHING	Att	Net	Avg	TD	YPG
Kiner	106	598	5.6	2	85.5
Pryor	31	307	9.9	4	43.9

PASSING	C-A-I	Pct.	Yds	TD	YPG
Sorsby	156-232-4	67.2	1928	13	275.4

RECEIVING	Rec	Yds	Avg	TD	YPG
Henderson	42	541	12.9	4	77.3
Royer	32	387	12.1	2	55.3

DEFENSE	U-A-TT	TFL	Sck.	Int.	PBU
Bartlett	18-19-37	7	4.5	0	2
Peak Jr.	22-15-37	1	0	0	1

COLORADO (5-2, 3-1 BIG 12)

TEAM STATISTICS

	COLO	OPP
Points/Game	31.0	21.9
First Downs	151	140
Rushing/Game	74.6	153.1
Passing/Game	324.0	213.4
Total Offense/Game	398.6	366.6
Fumbles-Lost	7-3	8-7
Pen./Yds per Game	51/65.6	55/71.7
Time of Possession	28:30	31:30

INDIVIDUAL LEADERS

RUSHING	Att	Net	Avg	TD	YPG
Augustave	41	180	4.4	2	30.0
Hayden	38	132	3.4	1	26.2

PASSING	C-A-I	Pct.	Yds	TD	YPG
Sanders	195-270-6	72.2	2268	19	324.0

RECEIVING	Rec	Yds	Avg	TD	YPG
Hunter	51	604	11.8	6	86.3
Wester	34	445	13.1	7	63.6

DEFENSE	U-A-TT	TFL	Sck.	Int.	PBU
Silmon-Craig	42-11-53	4	1	0	3
Hill-Green	33-20-53	6	2	0	2

2024 NCAA TEAM RANKINGS

CATEGORY

	CIN	COLO
Total Offense	24	64
Rushing Offense	52	129
Passing Offense	25	7
Team Passing Efficiency	30	19
Scoring Offense	57	49
Total Defense	100	73
Rushing Defense	97	79
Passing Yards Allowed	88	60
Team Passing Effic. Def.	90	82
Scoring Defense	28	47
Turnover Margin	T-63	T-28
3rd Down Conversion Pct	22	34
4th Down Conversion Pct	3	122
3rd Down Conversion Pct Def.	73	38
4th Down Conversion Pct Def.	12	T-119
Red Zone Offense	109	T-82
Red Zone Defense	74	8
Net Punting	39	103
Punt Returns	105	T-86
Kickoff Returns	84	3
First Downs Offense	25	45
First Downs Defense	57	T-83
Fewest Penalties Per Game	T-11	99
Time of Possession	13	100

2024 BIG 12 CONFERENCE STANDINGS

SCHOOL	BIG 12	WIN%	OVERALL	WIN%	H	A	STK
BYU	4-0	1.000	7-0	1.000	4-0	3-0	W7
Iowa State	4-0	1.000	7-0	1.000	4-0	3-0	W7
Kansas State	3-1	.750	6-1	.857	3-0	3-1	W3
Cincinnati	3-1	.750	5-2	.714	3-1	2-1	W2
Colorado	3-1	.750	5-2	.714	2-1	3-1	W1
Texas Tech	3-1	.750	5-2	.714	4-1	1-1	L1
Arizona State	2-2	.500	5-2	.714	4-0	1-2	L1
TCU	2-2	.500	4-3	.571	1-2	3-1	W1
West Virginia	2-2	.500	3-4	.429	2-3	1-1	L2
Utah	1-3	.250	4-3	.571	1-2	3-1	L3
Arizona	1-3	.250	3-4	.429	2-2	1-2	L3
Baylor	1-3	.250	3-4	.429	2-1	1-3	W1
UCF	1-3	.250	3-4	.429	2-2	1-2	L4
Houston	1-3	.250	2-5	.286	1-2	1-3	L1
Kansas	1-3	.250	2-5	.286	2-2	0-3	W1
Oklahoma State	0-4	.000	3-4	.429	2-2	1-2	L4

2024 BIG 12 PLAYERS OF THE WEEK

Week 1

O: Tetairoa McMillan, WR, ARIZ
D: Trey Rucker, S, OSU
ST: Drae McCray, RET, TTU
N: **Brendan Sorsby, QB, UC**

Week 8

O: Sawyer Robertson, QB, BAY
D: Cobee Bryant, CB, KU
ST: Alejandro Mata, K, CU
N: Bryson Washington, RB, BAY

Week 2

O: Cam Skattebo, RB, ASU
D: Nick Martin, LB, OSU
ST: Kyle Konrady, K, ISU
N: Obi Ezeigbo, DE, OSU

Week 3

O: RJ Harvey, RB, UCF
D: Travis Hunter, DB, CU
ST: Dylan Edwards, RET, KSU
N: T.J. Jackson, DL, WVU

Week 4

O: Micah Bernard, RB, UTAH
D: Tyrin Bradley Jr., SPUR, WVU
ST: Parker Kingston, RET, BYU
N: Isaac Wilson, QB, UTAH

Week 5


O: Avery Johnson, QB, KSU
D: Tacario Davis, DB, ARIZ
ST: JP Richardson, RET, TCU
N: **Brendan Sorsby, QB, UC**

Week 6

O: Cam Skattebo, RB, ASU
O: Tahj Brooks, RB, TTU
D: A.J. Haulcy, LB, HOU
ST: Tyler Loop, K, ARIZ
N: Sam Leavitt, QB, ASU

Week 7

O: Cam Skattebo, RB, ASU
D: Caleb McCullough, LB, ASU
ST: Cole Becker, K, UTAH
N: **Jake Golday, LB, UC**



BIG 12 RECENT RESULTS/UPCOMING SCHEDULE

Saturday, Sept. 28

Kansas State 42, Oklahoma State 20
BYU 34, Baylor 28
TCU 38, Kansas 27
Colorado 48, UCF 21
Iowa State 20, Houston 0
Texas Tech 44, Cincinnati 41
Arizona 23, Utah 10

Friday, Oct. 4

Houston 30, TCU 19

Saturday, Oct. 5

West Virginia 38, Oklahoma State 14
Iowa State 43, Baylor 21
Florida 24, UCF 13
Arizona State 35, Kansas 31
Texas Tech 28, Arizona 22

Friday, Oct. 11

Arizona State 27, Utah 19

Saturday, Oct. 12

Cincinnati 19, UCF 13
BYU 41, Arizona 19
Iowa State 28, West Virginia 16
Kansas State 31, Colorado 28

Friday, Oct. 18

BYU 38, Oklahoma State 35

Saturday, Oct. 19

Cincinnati 24, Arizona State 14
Kansas 42, Houston 14
Colorado 34, Arizona 7
Baylor 59, Texas Tech 35
Iowa State 38, UCF 35
Kansas State 45, West Virginia 18
TCU 13, Utah 7

All times ET

Saturday, Oct. 26

Cincinnati at Colorado
West Virginia at Arizona
BYU at UCF
Texas Tech at TCU
Utah at Houston
Kansas at Kansas State
Oklahoma State at Baylor

Saturday, Nov. 2

Arizona at UCF
Kansas State at Houston
TCU at Baylor
Texas Tech at Iowa State
Arizona State at Oklahoma State

Saturday, Nov. 9

West Virginia at Cincinnati
Iowa State at Kansas
Oklahoma State at TCU
UCF at Arizona State
Colorado at Texas Tech
BYU at Utah

Friday, November 15

Houston at Arizona, 10:15 p.m.

Saturday, November 16

Cincinnati at Iowa State
Kansas at BYU
Arizona State at Kansas State
Utah at Colorado
Baylor at West Virginia

PRESEASON ALL-AMERICANS

Dontay Corleone and Luke Kandra both earned preseason All-America honors leading up to the 2024 campaign. Corleone was named a preseason All-American by Phil Steele and Athlon Sports, while Kandra earned the honor from ESPN, Walter Camp, Phil Steele, and Athlon Sports.



BIG 12 PRESEASON POLL

- Cincinnati was picked to finish 14th in the Big 12 this season.

2024 BIG 12 PRESEASON MEDIA POLL

TEAM (FIRST-PLACE VOTES)	POINTS
1. Utah (20)	906
2. Kansas State (19)	889
3. Oklahoma State (14)	829
4. Kansas (5)	772
5. Arizona (3)	762
6. Iowa State	661
7. West Virginia	581
8. UCF	551
9. Texas Tech	532
10. TCU	436
11. Colorado	400
12. Baylor	268
13. BYU	215
14. Cincinnati	196
15. Houston	157
16. Arizona State	141

BEARCATS IN THE PROS

20 former UC players are on active NFL rosters.

NATIONAL FOOTBALL LEAGUE

PLAYER	TEAM	POS.
Seattle Seahawks	Coby Bryant	S
Kansas City Chiefs	Bryan Cook	S
Jacksonville Jaguars	Josiah Deguara	TE
Cleveland Browns	Jerome Ford	RB
Washington Commanders	Darrick Forrest	S
New York Jets	Sauce Gardner	CB
Kansas City Chiefs	Travis Kelce	TE
Minnesota Vikings	Ivan Pace Jr.	ILB
Indianapolis Colts	Alec Pierce	WR
Chicago Bears	Tyler Scott	WR
Las Vegas Raiders	Tre Tucker	WR
Tennessee Titans	Josh Whyte	TE
Green Bay Packers	Eric Wilson	LB
Carolina Panthers	Mike Boone*	RB
Cleveland Browns	Jowon Briggs*	DT
Tampa Bay Buccaneers	Daniel Grzesiak*	OLB
Tampa Bay Buccaneers	Lorenz Metz*	OT
Arizona Cardinals	Chris Moore*	WR
Arizona Cardinals	Desmond Ridder*	QB
Cleveland Browns	James Hudson III*	OT

* Practice Squad | As of Oct. 21

2024 HONORS AND AWARDS

Jared Bartlett

PFF Big 12 Team of the Week (Week 4)
Athlon Sports Preseason All-Big 12

Carter Brown

Phil Steele Preseason All-Big 12

Dontay Corleone

PFF National Team of the Week (Week 5)
Athlon Sports Preseason All-American
Bednarik Award Watch List
Bronko Nagurski Trophy Watch List
Lott IMPACT Trophy Watch List
Phil Steele Preseason All-Big 12
Preseason All-Big 12
Reese's Senior Bowl Watch List
Bruce Feldman's "Freaks" List

Jack Dingle

Bruce Feldman's "Freaks" List

Mason Fletcher

Ray Guy Award Watch List
Athlon Sports Preseason All-Big 12

Gavin Gerhardt

Rimington Award Watch List
Athlon Sports Preseason All-Big 12

Trevon Gola-Callard

PFF Big 12 Team of the Week (Week 3)

Jake Goliday

Big 12 Newcomer of the Week (Week 7)
PFF Big 12 Team of the Week (Week 8)

Xzavier Henderson

Phil Steele Preseason All-Big 12
Athlon Sports Preseason All-Big 12
Reese's Senior Bowl Watch List

Corey Kiner

PFF Big 12 Team of the Week (Week 2)
Maxwell Award Watch List
Phil Steele Preseason All-Big 12
Athlon Sports Preseason All-Big 12
Reese's Senior Bowl Watch List

Luke Kandra

PFF Big 12 Team of the Week (Week 1, 3, 4)
ESPN Preseason All-American
Walter Camp Preseason All-American
Phil Steele Preseason All-Americans
Athlon Sports Preseason All-American
Outland Trophy Watch List
Allstate Good Works Team
Wuerffel Trophy Watch List
Preseason All-Big 12
Phil Steele Preseason All-Big 12
Athlon Sports Preseason All-Big 12
Reese's Senior Bowl Watch List

Josh Minkins

Reese's Senior Bowl Watch List

Antwan Peek Jr.

PFF National Team of the Week (Week 7)

Eric Phillips

PFF Big 12 Team of the Week (Week 8)

Joe Royer

PFF Big 12 Team of the Week (Week 1)

Brendan Sorsby

PFF Big 12 Team of the Week (Week 4)
Big 12 Newcomer Of The Week (Week 1, 5)
Earl Campbell Tyler Rose POTW HM (Week 1, 5)
Johnny Unitas Golden Arm Award Watch List

Dartanyan Tinsley

PFF Big 12 Team of the Week (Week 3)
Phil Steele Preseason All-Big 12
Athlon Sports Preseason All-Big 12

John Williams

Reese's Senior Bowl Watch List

SINCE 1901 AND 1915

- Nippert Stadium has been the Bearcats playing site since 1901 and the stadium underwent construction in 1915, making it one of the oldest active stadiums in the NCAA FBS. Penn's Franklin Field (1895) takes the honor as the oldest playing site and stadium in Division I.

OLDEST FBS STADIUMS

YEAR	STADIUM	TEAM
1913	Bobby Dodd	Georgia Tech
1914	Davis Wade	Mississippi State
1915	Nippert	Cincinnati
	Vaught-Hemingway	Ole Miss
1917	Camp Randall	Wisconsin

OLDEST FBS PLAYING SITES

YEAR	SITE	TEAM
1901	Nippert Stadium	Cincinnati
1904	Kyle Field	Texas A&M
1905	Bobby Dodd Stadium	Georgia Tech
1914	Davis Wade Stadium	Mississippi State
1915	Vaught-Hemingway	Ole Miss

DOUBLE DUTY

- UC radio voice Dan Hoard also serves as the PXP man for the Cincinnati Bengals, making him the only broadcaster in the country to handle radio PXP duties for an NCAA FBS and NFL team. Hoard, entering his 25th season covering Cincinnati Football, will call games alongside Jim Kelly Jr., who is entering his 37th season calling UC Football. ESPN CFB commentators Wes Durham (Atlanta), Dave Pasch (Arizona) and Bob Wischusen (NY Jets) are NFL radio voices.

BEARCATS STIFLE SUN DEVILS IN 24-14 HOMECOMING VICTORY

- Led by a stout defensive performance and 232 total yards and two rushing touchdowns from redshirt sophomore quarterback Brendan Sorsby, the Cincinnati football team cruised past Arizona State, 24-14, on Saturday in front of a sold-out Homecoming crowd at Historic Nippert Stadium.
- The Bearcats led ASU 24-7 at halftime. They have now held a lead at halftime in six of their seven games, the lone exception being a 24-24 tie at Texas Tech.
- Arizona State scored on its first offensive drive of the game, a 6-play, 66-yard drive. Following that drive, Cincinnati held ASU to just 72 total yards of offense for the rest of the first half.

UC SET FOR LATE KICKOFF IN BOULDER

- Saturday's game against Colorado is set for kick off at 10:15 p.m. ET, the latest kick time for the Bearcats so far this season and latest since a 10:15 p.m. ET kick off last year at BYU (Sept. 29, 2023).
- This will be just the third time since 2010 that UC kicks off at 10:00 p.m. ET or later. The 2010 season opener at Fresno State (Sept. 4) kicked off at 10:00 p.m. ET.
- The latest kickoff time for UC since 2000 was a Dec 6, 2008 game at Hawaii, which began at 11:30 p.m. ET.

BEARCATS ON THE BRINK OF BOWLING

- Cincinnati is now 5-2 this season, one win away from reaching bowl eligibility.
- The Bearcats have appeared 22 bowls in school history and are 10-12 all-time in bowl games.
- Their last bowl appearance was the 2022 Wasabi Fenway Bowl, a 24-7 loss vs. Louisville.
- UC has been to a bowl game in 12 of the last 16 seasons, a stretch that includes four New Year's Six bowls and a College Football Playoff appearance in 2021.

FOURTH DOWN WARRIORS

- Cincinnati is 7-for-8 on fourth down conversion attempts this season, which ranks third in the country.
- In addition, the Bearcats rank 12th in the country in fourth down defense. Opponents are just 5-of-16 (31.3%) when going for it on fourth down against UC.
- Below is a list of all eight UC fourth down attempts:

OPPONENT	PLAY TYPE	DISTANCE
Pitt	Rush (Kiner)	4th & 1
Miami	Rush (Sorsby)	4th & 1
Houston	Rush (Covey)	4th & 1
Texas Tech	Rush (Sorsby)	4th & 1
Texas Tech	Pass (Sorsby to Royer)	4th & 2
UCF	Rush (Sorsby)	4th & 1
Arizona State	Rush (Kiner)	4th & 3
Arizona State	Rush (Johnson)	4th & 3*

* Failed to convert

QB1: BRENDAN SORSBY

- Redshirt sophomore QB Brendan Sorsby has been a huge part of Cincinnati's 5-2 start. Through seven games he has totaled 1,928 passing yards with 13 touchdowns and four interception while completing 67.2% of his passes (156-232). His completion percentage currently ranks as the third-best in a season in school history.
- Sorsby ranks among the national leaders in several categories including passing yards (1,928, 14th), completions per game (22.3, 18th), completion percentage (67.2%, 19th), and total offense (289.1, 21st).
- According to PFF, Sorsby is the Big 12's third-ranked passer behind Colorado's Shedeur Sanders and BYU's Jake Retzlaff.
- He has contributed in the running game as well and leads Cincinnati with six rushing touchdowns. All six of his TDs have come inside the red zone as well.

- Sorsby has accounted for 19 touchdowns (13 passing, six rushing), putting him among the QB leaders in the Big 12:

PLAYER/SCHOOL	TOUCHDOWNS (P/R)
Shadeur Sanders/Colorado	21 (19/2)
Brendan Sorsby/Cincinnati	19 (13/6)
Josh Hoover/TCU	19 (16/3)
Jake Retzlaff/BYU	18 (16/2)
Behren Morton/Texas Tech	18 (17/1)
Avery Johnson/Kansas State	17 (14/3)

- Sorsby received Big 12 Newcomer of the Week honors for the second time this season following the Texas Tech game. He completed 31-of-45 passes against TTU for 426 yards and four touchdowns while adding 52 yards on the ground as well.
- His 426-yard passing performance marked the highest total by a UC quarterback since 2015, as well, and the ninth-most in Cincinnati history. It's also the most by a Big 12 quarterback against an FBS opponent this fall.
- Sorsby's 478 yards of offense at Texas Tech are the most by a Big 12 quarterback this season.

MORE ON SORSBY

- Sorsby threw his first interception of the season at Texas Tech, snapping a streak of 160 consecutive pass attempts without an interception dating back to last season. He opened the year with 148 straight passes without a pick, the longest streak among FBS QBs.
- He threw for 681 yards over his first two games, the most for a Bearcat in his first two starts since Gunner Kiel's 689 yards in 2014.
- Sorsby debuted as Cincinnati's starting quarterback vs. Towson and did it all in the Bearcats' win, throwing for 383 yards and accounting for four total touchdowns (2 passing, 2 rushing). For his efforts, Sorsby earned Big 12 Newcomer of the Week honors.
- In the Towson game, the Indiana transfer put up the most passing yards by a Cincinnati QB since Gunner Kiel threw for 386 yards on Nov. 14, 2015 vs. Tulsa.
- Sorsby was announced as Cincinnati's starting QB on Aug. 22, beating out redshirt junior Brady Lichtenberg and freshman Samaj Jones to earn the job.
- Sorsby played two seasons with the Hoosiers and threw for 1,587 yards and 15 touchdowns in 2023. The Denton, Texas native made seven starts at Indiana and added production on the ground as well as through the air. He rushed for 286 yards and four TDs last season, including 151 yards over the final three games of the year.

COREY KINER JOINS 2K CLUB

- Corey Kiner rushed for 102 yards in the win vs. Arizona State and became the 15th player in program history to reach 2,000 career rushing yards.
- Saturday's performance was the 10th 100-yard rushing game of his career and third of the season after he put up back-to-back 100-yard rushing performances against Pitt and Miami.
- Kiner, who transferred to UC prior to the 2022 season after spending a year at LSU, has 2,007 career rushing yards as a Bearcat and 2,327 overall in his career.
- Kiner leads Cincinnati in rushing and ranks seventh in the Big 12 with 598 yards on the ground.
- After leaving the Texas Tech game due to injury, Corey Kiner returned to action against UCF and gutted his way to 83 rushing yards on 17 carries, including a season-long 46-yard rush in the first quarter.
- Kiner was evasive in the Miami game, forcing 25 missed tackles. That figure ranked first among Power Four players that week, according to PFF.
- UC is 4-1 all-time when Kiner records at least 20 carries.
- Kiner also led UC in rushing vs. Pitt, carrying the ball 20 times for 149 yards, just four yards away from tying his career-high total.

NUMBERS TO KNOW

4

Antwan Peek Jr. forced another fumble on Saturday vs. Arizona State, his fourth of the season. He is tied with Marques Watson-Trent (Georgia Southern) for the national lead.

10

Corey Kiner rushed for 102 yards against Arizona State, his 10th career 100-yard rushing performance. He is the eighth player in school history with at least 10 100-yard rushing games in a career.

6

Quarterback Brendan Sorsby rushed for two touchdowns on Saturday, bringing his season total to six. All six have come inside the red zone, the most red zone rushing TDs by a Big 12 quarterback

32

Tight end Joe Royer's 32 receptions are the most among Big 12 tight ends. The single-season school record for receptions by a tight end is held by Travis Kelce, who had 45 catches in 2012.

32:50

The Bearcats do a good job of keeping the opposing defense on the field. They're average time of possession is 32:50, which ranks second in the Big 12 and 13th in the country.

COREY KINER HITS 2K



Senior RB Corey Kiner became the 15th player in school history to eclipse 2,000 career rushing yards last Saturday vs. Arizona State. The Cincinnati native now has 2,007 career rushing yards as a Bearcat. Kiner had already hit the 2K mark for his collegiate career, which includes 320 yards at LSU in 2021. Below is a list of Cincinnati's 2,000-yard rushers:

CINCINNATI ALL-TIME CAREER RUSHING YARDS

1.	4,242	Reggie Taylor	1983-86
2.	3,487	DeMarco McCleskey	1998, 2000-02
3.	3,288	Isaiah Pead	2008-11
4.	2,998	Allen Harvin	1978-82
5.	2,963	David Small	1991-93
6.	2,918	Michael Warren II	2017-19
7.	2,786	Robert Cooper	1996-99
8.	2,498	James Bettis	1978-81
9.	2,250	Mike Boone	2014-17
10.	2,223	Al McKinney	1985-88
11.	2,197	Reggie Harrison	1971-73
12.	2,072	Tion Green	2012-16
13.	2,053	Richard Hall	2002-04
14.	2,033	Steve Cowan	1969-71
15.	2,007	Corey Kiner	2022-present

QBI: BRENDAN SORSBY



Redshirt sophomore QB Brendan Sorsby won the starting QB job during fall camp and has grabbed the reins of the offense, leading UC to a 5-2 start this season. Sorsby has completed 156-of-232 passes for 1,928 yards, 13 touchdowns, and four interceptions this season. He was named Big 12 Newcomer of the Week for the second time this season after putting up career-highs in passing yards (426), completions (31), and touchdowns (four) at Texas Tech on Sept. 28.

Sorsby ranks among the national leaders in several categories including passing yards (1,928, 14th), completions per game (22.3, 18th), completion percentage (67.2%, 19th), and total offense (289.1, 21st).

"He's unique in the fact that he can throw the football with such a quick release, and he's accurate and he can run. I think he's a special player. He is still young and learning. He's continuing to grow as a player, and I think we still haven't seen his best ball." - Head Coach Scott Satterfield on Brendan Sorsby.

BRENDAN SORSBY CAREER GAME-BY-GAME

DATE	OPP.	COMP/ATT	YDS	TD	INT
11/5/22	Penn St.	3/6	8	0	1
*9/2/23	Ohio St.	8/16	58	0	0
9/8/23	Indiana St.	9/16	108	0	0
9/30/23	at Maryland	7/11	84	2	0
10/14/23	at Michigan	6/15	44	0	0
*10/21/23	Rutgers	15/31	126	1	0
*10/28/23	at Penn St.	13/19	269	3	1
*11/3/23	Wisconsin	19/31	186	1	0
*11/11/23	at Illinois	22/33	289	3	1
*11/18/23	Michigan St.	19/34	197	2	0
*11/25/23	at Purdue	17/31	226	3	3
*8/31/24	Towson	22/31	383	2	0
*9/7/24	Pitt	22/38	298	3	0
*9/14/24	at Miami (OH)	24/31	186	1	0
*9/21/24	Houston	12/15	186	2	0
*9/28/24	at Texas Tech	31/45	426	4	1
*10/12/24	at UCF	25/38	241	1	2
*10/19/24	Arizona State	23/31	206	0	1

2022-23 at Indiana

* Starting QB

- Kiner rushed for 1,047 yards a year ago, securing the 20th 1,000-yard season in UC history. His yardage total marked the 13th-best mark in school history.
- Kiner can become the first Bearcat to rush for 1,000 yards in back-to-back seasons since Mike Warren in 2018 and 2019 and the fifth to ever accomplish the feat, joining Warren, Isaiah Pead (2010-11), Reggie Taylor (1980-82), and James Bettis (1980-81).

- The Cincinnati native (Roger Bacon HS) finished with six 100-yard games in 2023 — tied for the fourth-most in a single season in school history.

COREY KINER 100-YARD RUSHING PERFORMANCES

DATE	OPPONENT	ATT/YDS
10/1/22	at Tulsa	12/106
9/2/23	Eastern Kentucky	13/105
9/9/23	at Pitt	20/153
10/21/23	Baylor	15/129
11/4/23	UCF	19/114
11/11/23	at Houston	23/129
11/25/23	Kansas	18/106
9/7/24	Pitt	20/149
9/14/24	at Miami (OH)	21/126
10/19/24	Arizona State	22/102

TOP TARGET JOE ROYER

- Redshirt junior Joe Royer has been one of the most-targeted tight ends in the nation, and for good reason.
- Royer ranks second on the team in receptions (32) and receiving yards (387) and leads all Big 12 tight ends in both categories.
- Royer is approaching rarified air in program history and could potentially break the single-season school records for catches and receiving yards by a tight end. Both marks are currently held by Kansas City Chiefs superstar Travis Kelce, who caught 45 passes for 722 yards in 2012.
- Over his last three games Royer has 19 catches for 191 yards and posted a career-best eight receptions at UCF.
- Royer entered the season with four career receptions for 24 yards in three seasons at Ohio State
- Royer joined the program this past offseason as a transfer from OSU, and the Cincinnati native (Elder HS) turned heads in his first fall camp as a Bearcat.
- Royer battled through injuries during his three seasons at Ohio State and was a member of the 2022 team that made it to the College Football Playoff.

ANTWAN PEEK JR. FOLLOWING IN HIS FATHER'S FOOTSTEPS

- Redshirt sophomore safety Antwan Peek Jr. is making a name for himself on defense and is the top-ranked safety in the nation according to PFF (90.2).
- Peek, a former walk-on and son of Bearcat legend Antwan Peek, has 37 tackles, one TFL, four forced fumbles, and a pass breakup. He is tied with Jared Bartlett for the team lead in tackles.
- The son of former UC legend Antwan Peek, the younger Peek is tied for the national lead with four forced fumbles and has his sights set on breaking the single-season school record of seven forced fumbles. The record is held by his father, who forced seven fumbles in 2002.
- Peek had a career game against UCF, posting nine tackles and forcing two fumbles. His two FF are the most by a Bearcat since 2019 and one off the school record. Peek's father holds the school single-game record with three forced fumbles against Louisiana-Monroe in 2001.

"THE GODFATHER" DOMINATING ONCE AGAIN

- Former All-American Dontay Corleone missed much of fall camp dealing with blood clots, but he has returned to his typical form this season. He is the Big 12's top-ranked defensive tackle according PFF (79.4).
- Over his last three games, "The Godfather" has recorded

12 tackles, two sacks, and 3.5 tackles for loss.

- Corleone was named to PFF's National Team of the week following the Texas Tech game. He totaled four tackles, one TFL, and one QB hurry while taking on constant double teams from the Red Raiders' O-line.
- Corleone returned to action vs. Pitt, starting the game at defensive tackle and registering six tackles and one tackle for loss.
- He totaled 52 snaps in his 2024 debut and an 81.0 rush grade according to PFF, the second-best mark among Big 12 interior defensive linemen that week.
- Corleone, a 2022 All-American and preseason All-Big 12 selection this fall, was cleared to play in games by the Cincinnati Athletics sports medicine staff just five days before the Pitt game on Tuesday, Sept. 3, when he participated in his first full practice since June.
- Corleone was sidelined on June 28 with a non-football medical issue. He was treated for blood clots found in his lungs, discovered after he reported chest discomfort and shortness of breath to the Cincinnati athletic trainers.
- Led by Senior Associate Athletic Director of Sports Medicine Aaron Himmler and team physician Dr. Jon Divine, Cincinnati sports medicine staff, Corleone and his family met with several physicians and specialists to develop a personal medical plan for the Cincinnati native to return to football activities safely.
- Corleone had been a limited participant in every practice during training camp.

JARED BARTLETT QUARTERBACKING THE DEFENSE

- Redshirt senior linebacker Jared Bartlett is in his first season with the Bearcats and has made his presence immediately felt, starting all seven games.
- He is tied for the team lead in tackles (37) and has added seven tackles for loss, 4.5 sacks, two QB hurries, and two pass breakups.
- Bartlett was a disruptive force on defense at UCF, collecting six tackles and 1.5 sacks. His sack on the final play of the game secured the win for the Bearcats.
- Bartlett transferred to UC from West Virginia, playing 50 games for the Mountaineers from 2019-23. He earned two Iron Mountaineer Awards in 2022 and 2023, presented to the most outstanding performers in WVU's offseason strength and conditioning program.
- He is the brother of former Pittsburgh Steelers defensive lineman and All-American at Notre Dame Stephon Tuitt.

CAPTAIN CANTEN

- Despite never taking a snap as a Bearcat, Derrick Canteen was voted by his teammates as a team captain prior to the 2024 season.
- Canteen has totaled 29 tackles plus 1.5 TFL, one interception, three pass breakups, and one forced fumble. He is the third-ranked safety in the Big 12 according to PFF (80.8).
- Canteen draws inspiration from his father, who spent many years in the military: "Being raised in that environment helped instill discipline and affected my character and the way I treat people. I remember watching my dad get ready in the morning and seeing how detail-oriented he was and the work ethic he showed. I also learned that treating people with respect goes a long way."
- The Georgia Southern and Virginia Tech transfer has impressed coaches and players alike with the way he carries himself on and off the field.
- Canteen, who has played in 42 games in his collegiate career, is entering his sixth season of college football.
- The Evans, Ga. native was tabbed by head coach Scott Satterfield to represent UC at Big 12 Media Days in July, and his teammates voted him as one of four season-long captains at the end of fall camp in August.

GOOD AS GOLD(AY)

- Redshirt junior linebacker Jake Golday has started five games in his first season with the Bearcats and is one of the team's leading tacklers, ranking third with 35 stops.
- He had a breakout game at UCF with six tackles, 2.5 TFL, 1.5 sacks, and he also forced and recovered a fumble. He earned the Big 12's Newcomer of the Week Award for his efforts.
- Golday's 84.8 PFF grade is first among Big 12 linebackers and fifth overall, and he is the league's top-ranked linebacker in pass coverage (90.0).
- A transfer from Central Arkansas, in 2023 he posted a team-high 84 tackles as well as 7.0 TFL and 4.5 sacks.

THE X(ZAVIER) FACTOR

- Xzavier Henderson has picked up where he left off last season and has been UC's top wide receiver.
- Henderson leads Cincinnati in receptions (42) and receiving yards (541) and has led the team in receptions and yards in five of seven games.
- Henderson is tied for fifth in the Big 12 in catches and ranks eighth in receiving yards.
- He caught two touchdown passes against Houston, the first multi-TD performance of his career.
- Henderson set season highs at Miami, hauling in 10 catches for 108 yards. The performance was his sixth career 100-yard receiving game, five of which have come at UC, and his second career game with double-digit receptions.
- His performance vs. Miami earned him a PFF grade of 87.4, which ranked fifth among Power Four wide receivers last week.
- Henderson's first season with the Bearcats in 2023 was a smashing success as the Miami, Fla. native was the team's leading receiver and earned All-Big 12 honors. He tallied 994 all-purpose yards and caught 58 passes for 782 yards as a receiver.
- Henderson was a track star in high school as well, winning the Florida 4A state 400m title in a blazing fast 46.77 time. He was a U.S. Army All-American too.

FEW CAN BOOT 'EM LIKE MASON FLETCHER

- Senior punter Mason Fletcher has already positioned himself as one of the top punters in the country through his first three collegiate seasons, and he's off to another great start this year.
- Fletcher has punted 21 times for an average of 45.0 yards per punt, which ranks third in the Big 12.
- Against UCF, he pinned the Knights at the 1-yard line in the fourth quarter. The Bearcats proceeded to force a three-and-out and scored on the ensuing drive, taking advantage of the short field.
- Against Miami, the Melbourne, Australia native punted five times and placed three inside the 20-yard line.
- Fletcher's career punt average stands at 44.5, which ranks 10th among active FBS punters and first among Big 12 punters.
- Fletcher, a 2022 All-American and the 2022 AAC Special Teams Player of the Year, ranked fourth in the Big 12 last season in punting (43.0) while battling injuries. He was one of two Big 12 punters to not record a touchback and also pinned 23 punts inside the 20-yard line.

EVAN PRYOR: HOME RUN HITTER

- Ohio State transfer running back Evan Pryor has become Cincinnati's spark plug on offense, having registered three rushing touchdowns of at least 55 yards.
- On Saturday vs. Arizona State, Pryor broke free on a rush up the middle and blazed his way to a 55-yard TD.
- He started his Cincinnati career with a bang vs. Towson, taking his first carry all the way to the house for a 64-yard touchdown.

- In the Miami game, Pryor outdid himself with a 65-yard touchdown run in the third quarter, the longest run of his career and tied for the longest by a Big 12 player this season. He is the only Big 12 player with multiple 60-yard runs.
- Pryor rushed for 105 yards vs. Towson on just four carries, ending the game as UC's top rusher while collecting his first career 100-yard performance.

GAVIN GERHARDT: CENTER OF ATTENTION

- Redshirt senior offensive lineman Gavin Gerhardt has been UC's starting center for each of the past two seasons, anchoring the offensive line since 2022.
- Gerhardt's 36 knockdowns lead all UC offensive linemen.
- The Xenia, Ohio native has started 33 games in his career and each of his last 18 games played. He was placed on the Rimington Trophy preseason watch list.
- Gerhardt's 33 starts as a Bearcat are most on the team.
- Gerhardt helped pave the way for UC's outstanding run game last season that ranked fifth in the nation (217.1). He was the third-highest rated center in the Big 12 according to PFF (73.4) and his 79.7 run block grade was the highest of any center in the conference and sixth-best in the country.

NATHAN HAWKS SUCCEEDING FROM LONG RANGE

- Since taking over the placekicking duties earlier this season, Nathan Hawks has knocked down three kicks from 50 yards or longer, which is tied with Jake Rogers (2008) for most 50+ field goals in a season.
- Hawks is one of 10 FBS kickers with at least three field goals of 50+ yards this season.
- Hawks' first field goal attempt of his FBS career was a 55-yarder near the end of the first quarter at Miami, which he comfortably booted through the uprights. It was the longest field goal by a UC kicker since 2007 and tied for the second-longest in program history. He also connected on a 50-yarder in the fourth quarter.
- His 55-yarder is the longest by a Big 12 kicker this season.
- Hawks, who transferred to UC prior to the 2023 season after two years at Wittenburg, had only four collegiate field goal attempts in his career prior to this season.
- The performance put Hawks in incredibly rarified air. He is just the fourth FBS kicker since 1996 to have his first two career field goal attempts come from 50-plus yards and make both, joining South Carolina's Mitch Jeter (2022), North Carolina's Dan Orner (2002), and Texas A&M's Terence Kitchens (1999).
- Additionally, Hawks and Michigan's Quinn Nordin (2017) are the only two FBS kickers since 1996 to make multiple 50-plus yard field goals in their first career FBS contest.

FOOTBALL LEGENDS MIKE WOODS, MARDY GILYARD ENSHRINED IN UC ATHLETICS HALL OF FAME

- Former Cincinnati Football greats wide receiver Mardy Gilyard (2005-09) and linebacker Mike Woods (1975-77) were among those inducted into the James P. Kelly UC Athletics Hall of Fame on Friday, Sept. 20.
- Gilyard led the Bearcats to back-to-back Big East Championships and BCS bowl appearances in 2008 and 2009. When he wrapped up his career, the Bunnell, Fla., native ranked first in UC history in catches (204), receiving TDs (25), receiving yards (3,003), all-purpose yards (5,904), kickoff returns (93) and KO return TDs (4).
- Woods, who was Cincinnati football's first consensus All-American in 1977, died in 2009. His daughter Pasia Woods accepted in his honor. Nicknamed "War Daddy," he was a two-time team captain and was selected by the Baltimore Colts in the second round of the 1978 Draft, playing in 48 games in his NFL career.

WE ARE FAMILY

This year's roster includes four Bearcats who followed in family footsteps to play for UC.

BROTHER PLAYED AT CINCINNATI

- Jack Dingle - Jacob (DB, 2019-)
- Evan Prater - Garyn (WR, 2019-20)

FATHER PLAYED AT CINCINNATI

- Jack Dingle - Nate (LB, 1990-93)
- Antwan Peek Jr. - Antwan (LB, 1999-02)

Cincinnati boasts four players on the roster whose immediate family members play/played in the NFL.

- Jack Dingle - Father Nate (1995-97)
- Jacob Hoying - Father Bobby (1996-2001)
- Antwan Peek Jr. - Father Antwan Sr. (2003-08)

ACADEMIC SUCCESS

- Cincinnati's success in the classroom continued in 2023-24, as the program posted a 3.19 cumulative GPA during the Spring 2024 semester and had 40 players earn a spot on the Dean's List.
- Incredibly, 100% of former Bearcat football players currently in the NFL have a degree from the University of Cincinnati. Chris Moore and Tyler Scott graduated this summer.
- UC has six football Academic All-Americans since 2020.

CINCINNATI FOOTBALL'S ALL-TIME

ACADEMIC ALL-AMERICANS

- 1979 — G Edward Koboves (Second Team)
- 1981 — OT Kari Yli-Ranko (First Team)
- 1983 — WR Jason Stargell (Second Team)
- 1989 — P Jeff Jones (Second Team)
- 1990 — DL Kyle Stroh (First Team)
- 1991 — TE Kris Bjorson (First Team)
- 1997 — DL John Joseph Kobalka (First Team)
- 2020 — P James Smith (Second Team)
- 2021 — QB Desmond Ridder (First Team)*
- 2021 — WR Alec Pierce (First Team)*
- 2021 — OL Lorenz Metz (Second Team)
- 2021 — S Bryan Cook (Second Team)*
- 2022 — LB Wilson Huber (Second Team)

*On active NFL rosters

CINCY AMONG NATION'S BEST SINCE 2018

Since 2018, Cincinnati has captured two AAC Championships, appeared in three conference title games and advanced to five bowls, including the 2020 Peach Bowl and 2021 College Football Playoff, cementing itself as one of the most successful programs in all of college football. Below is a list of the winningest teams since 2018:

TEAM	W-L	WIN %
Georgia	79-10	88.8%
Alabama	79-11	87.8%
Clemson	75-14	84.3%
Ohio State	71-10	87.7%
Notre Dame	69-15	82.1%
Michigan	65-17	79.3%
Oregon	64-18	78.1%
Oklahoma	64-21	75.3%
LSU	62-23	72.9%
CINCINNATI	61-22	73.5%
Appalachian State	60-25	70.6%
Louisiana	59-27	68.6%

PERMANENT CAPTAINS

Head coach Scott Satterfield has announced four permanent captains for the 2024 season. The four players were selected by their peers:

R-Sr.* DB Derrick Canteen
R-Jr. DT Dontay Corleone
R-Sr. OL Gavin Gerhardt
R-Sr. OL Luke Kandra

Corleone and Gerhardt are now two-time captains

22 CURRENT GRADUATES ON THE TEAM

Twenty-two Cincinnati football players have their degree in hand from either UC or their previous institution.

- Trevor Adams
- Ben Blevins
- Deondre Buford
- Gavin Gerhardt
- Jalen Hunt
- Luke Kandra
- Eric Phillips
- Evan Prater
- DJ Taylor
- Dartanyan Tinsley
- Jordan Young
- Joey Beljan*
- Jared Bartlett*
- Derrick Canteen*
- Jayden Perry*
- Joe Royer*
- Kam Wilson*
- Logan Wilson*
- Brian Doneghy*
- Tyrin Smith*
- Mehki Miller*
- Francis Sherman*

* earned degree from previous institution

12 THINGS TO KNOW ABOUT UC

1. Founded in 1819
2. Enrollment: 50,500 (projected for 2023)
3. Students from all 50 states and 121 countries
4. 12 consecutive years of record enrollment
5. Global birthplace of cooperative education (co-op)
6. #1 Public University for Co-Op & Internships from *U.S. News and World Report*.
7. \$76 million annual student co-op earnings
8. \$1.8 billion endowment (among Top 25 public universities in the U.S.)
9. \$10.6 billion regional economic impact in Greater Cincinnati.
10. 332,000+ living alumni
11. MLB Hall of Famer Sandy Koufax and NBA Legend Oscar "The Big O" Robertson attended UC.
12. Astronaut Neil Armstrong and U.S. President and Supreme Court Chief Justice William Howard Taft attended UC.

BEARCATS AND BYE WEEKS

- With the win vs. UCF, Cincinnati is now 12-5 coming off a bye week since the start of the 2015 season.
- UC will have another bye week on Saturday, Nov. 2 ahead of the Nov. 9 game at home vs. West Virginia.
- The Bearcats have won six straight road games coming off a bye, including two ranked wins.
- Below is a look at Cincinnati's last 10 regular season games coming off a bye week:

DATE	OPPONENT	SCORE
10/12/24	at UCF	W, 19-13
10/14/23	Iowa State	L, 30-10
10/22/22	at SMU	W, 29-27
10/2/21	at #9 Notre Dame	W, 24-13
10/24/20	at #16 SMU	W, 42-13
9/28/19	at Marshall	W, 52-14
11/2/19	at ECU	W, 46-43
10/20/18	at Temple	L, 24-17 (OT)
11/4/17	at Tulane	W, 17-16
10/22/16	ECU	W, 31-19

SHUTOUT TIDBITS

- When Cincinnati shut out Houston on Sept. 21, it became the first team to shut out a "Power 4" opponent in 2024.
- It was UC's first shutout since Nov. 3, 2018 vs. Navy and first shutout of a major-conference opponent was in 1995 at Virginia Tech.
- Below is a list of Cincinnati's last 10 shutouts:

DATE	OPPONENT	SCORE
9/21/24	Houston	34-0
11/3/18	Navy	42-0
11/29/14	at Temple	14-0
11/22/14	at UConn	41-0
9/21/13	at Miami (Ohio)	14-0
10/1/11	at Miami (Ohio)	27-0
9/2/06	Eastern Kentucky	31-0
9/16/95	at Virginia Tech	16-0
10/3/92	Kent State	31-0
9/12/87	at Louisville	25-0

THE NEW GUYS

- Thirty-four players made their Cincinnati debut in the opener vs. Towson including true freshmen Jiquan Sanks, Gavin Grover, Simeon Coleman, Marqavious Saboor, Dontay Weedon, and Devyn Zahursky.
- On defense, seven Bearcats (Jared Bartlett, Kamari Burns, Derrick Canteen, Jake Golday, Rob Jackson, Josh Minkins Jr., Jiquan Sanks) made their first starts in a UC uniform.

CINCINNATI BACK IN THE WIN COLUMN WITH 19-13 VICTORY AT UCF

- Coming off a bye week, Cincinnati went down to Orlando and defeated UCF by a score of 19-13 on Oct. 12.
- The Knights managed to drive to the Cincinnati 25-yard line with two seconds left and had a chance to win, but linebackers Jared Bartlett and Jake Golday sacked UCF quarterback Jacurri Brown to emphatically end the game.
- With the win, UC is now 5-5 all-time against the Knights.
- Following an uncharacteristically rough first half, Sorsby completed his first 10 pass attempts of the second half. After his first incompleteness after halftime, he lofted a perfect four-yard touchdown pass to wide receiver Tony Johnson to extend the Bearcats' lead to 19-10, with 6:30 left in the game.

CINCINNATI SHUTS OUT HOUSTON

- Quarterback Brendan Sorsby connected with wide receiver Xzavier Henderson for two first-half touchdowns and the Bearcats' defense forced three turnovers as the Cincinnati football team raced past Houston, 34-0, to open Big 12 Conference play inside a sold-out Historic Nippert Stadium on Sept. 21.

- After missing on his first attempt of the game, Sorsby completed 12 straight passes as Cincinnati scored the game's first 31 points. He finished 12-of-15 for 188 yards and two touchdowns, adding a third-quarter rushing score. He was 10-for-11 for 136 yards and those two scores to Henderson at halftime.
- Junior linebacker Jake Golday and redshirt sophomore safety Antwan Peek Jr. tied for the team lead with seven tackles, a career-high total for the latter. Sixth-year safety Derrick Canteen tallied four stops, including 1.5 TFLs and a forced fumble.

BEARCATS RING THE BELL IN OXFORD

- Cincinnati avenged last season's loss vs. Miami (Ohio) with a 27-16 win against the RedHawks in the Battle for the Victory Bell in Oxford on Sept. 14.
- UC now holds a 61-60-7 all-time advantage in the rivalry, which dates back to 1888.
- The 128 meetings are the fourth-most among FBS rivalries behind Wisconsin-Minnesota (133), Georgia-Auburn (128), and North Carolina-Virginia (128).
- Senior running back Corey Kiner finished with 126 yards on 21 carries for his ninth-career 100-yard game. He also added a 1-yard touchdown run, making it three straight years he has scored in the Battle for the Victory Bell.
- Led by sixth-year senior defensive end Eric Phillips (career-best two sacks), the Bearcats held the RedHawks to only 24 rushing yards.

UC TAMES TIGERS IN OPENER

- Cincinnati won its 23rd-straight home opener on Aug. 31 against Towson by a final score of 38-20.
- The Bearcats' offense was humming all game, posting 658 total yards of offense against the Tigers. That total was the fifth-highest of any FBS team in Week 1.
- With the victory, Cincinnati has now won 23 straight home openers dating back to 2002. The streak began with a 36-29 triumph vs. TCU on Sept. 6, 2002.
- The Bearcats are now 72-32-2 all-time against FCS opponents.
- Cincinnati improved to 43-16 at Nippert Stadium since the start of the 2015 season and 88-28 since 2000.
- UC is now 8-1 all-time in August games and has won its last seven.

YEAR TWO IN THE BIG 12

- Cincinnati enters year two of Big 12 play after joining the conference in the summer of 2023.
- UC posted a 3-9 overall record last season in its inaugural year in the league and won its first-ever Big 12 game on Nov. 11, 2023 at Houston
- It was a challenging first season for the league's four new teams in 2023, as their combined record at the end of the season was 18-31 and only UCF reached bowl eligibility.
- More changes are coming to the Big 12 in 2024 as Texas and Oklahoma have left for the SEC and Arizona, Arizona State, Colorado, and Utah have joined the conference.

NEW FACES IN THE FOLD

- Between incoming freshmen and transfer additions, Cincinnati has 47 new scholarship players on its roster this season.
- Included in that list are 26 players who joined the Bearcats via the transfer portal during the offseason:
 - DL Harris Adams (Southeast Missouri State)
 - CB Ormanie Arnold (Idaho)
 - LB Jared Bartlett (West Virginia)
 - DB Derrick Canteen (Virginia Tech)
 - DE Mikah Coleman (Eastern Michigan)
 - P Max Fletcher (Arkansas)
 - S Trevon Gola-Callard (Southern Utah)
 - LB Jake Golday (Central Arkansas)

- WR Tony Johnson (FAU)
- OL Xavier Lozowicki (Maine)
- WR Jamoi Mayes (Chattanooga)
- STAR Mehki Miller (New Mexico State)
- DB Josh Minkins (Louisville)
- LS Jayden Perry (Indiana State)
- RB Evan Pryor (Ohio State)
- DB Jordan Robinson (Kentucky)
- DL Cam Roetherford (Arkansas-Pine Bluff)
- TE Joe Royer (Ohio State)
- TE Francis Sherman (Arkansas)
- WR Tyrin Smith (UTEP)
- QB Brendan Sorsby (Indiana)
- S Kye Stokes (Ohio State)
- DE Darian Varner (Wisconsin)
- RB Chance Williams (Grambling State)
- DL Kam Wilson (Louisville)
- DB Logan Wilson (North Texas)

THE SCOTT SATTERFIELD FILE

- Cincinnati head coach Scott Satterfield enters year two at Cincinnati after he was hired as UC's 43rd head coach on Dec. 5, 2022.
- Satterfield's career record stands at 84-59 (.587) in 12 years as a head coach at Cincinnati, Louisville, and Appalachian State, holding a winning mark in seven seasons in addition to a 4-1 record in bowl games.
- He led the Mountaineers from the FCS to the FBS and to three straight conference titles.
- He lifted the Cardinals up from a 2-10 campaign in 2018 to an 8-5 record in his first season in 2019.
- A Durham, N.C., native, Satterfield was the 2018 Sun Belt Coach of the Year at Appalachian State before earning 2019 ACC Coach of the Year honors after leading the Cardinals to a six-win improvement in his first year.
- Satterfield has deep ties to App State, serving as an assistant coach (1998-08) and quarterback for the Mountaineers (1991-95), helping lead his alma mater to three NCAA Division I FCS national titles and eight conference championships along the way.

14 STARTERS RETURN IN 2024

Including special teams, UC returns 14 starters for 2024, including seven on offense:

Offense — 7/4

- OL Gavin Gerhardt | 2023 All Big-12 HM
- OL Luke Kandra | 2023 All-American (AP, WC)
- OL Dartanyan Tinsley | 12 starts at LG in 2023
- OL John Williams | 12 starts at LT in 2023
- OL Deondre Buford | 12 starts at RT in 2023
- WR Xzavier Henderson | 2023 All Big-12 HM
- RB Corey Kiner | 1,047 rushing yards in 2023

Defense — 5/6

- DT Dontay Corleone | 2022 All-American (AP, PFF)
- DE Eric Phillips | Started all 12 games in 2023
- LB Jack Dingle | Started 11 of 12 games at MLB
- DB Jordan Young | Started 11 of 12 games at CB
- DB Kalen Carroll | Started final 4 games of 2023

Special Teams — 2/1

- P Mason Fletcher - 2022 All-American (AP)
- K Carter Brown - 15-of-19 on FG in 2023

NEW DC TYSON VEIDT BRINGS DEFENSIVE PROWESS TO CINCINNATI

- Tyson Veidt was brought in as the Bearcats' new defensive coordinator in the offseason after spending the last eight seasons at Iowa State, where he built one of the top defensive units in the Big 12.
- Under his tutelage, the Cyclones led the Big 12 from 2016-23 in several categories:
 - Scoring Defense (23.2)
 - Total Defense (354.7)
 - Yards Per Play Allowed (5.3)

- Rushing Yards Allowed (133.4)
- Yards Per Carry Allowed (3.8)

- Veidt mentored four NFL Draft picks in the last three years at Iowa State, including 2023 first-round selection and defensive end Will McDonald IV.

FLETCHER BROTHERS REUNITE IN CLIFTON

- Mason Fletcher welcomed his brother, Max, to the program this past spring as a transfer from Arkansas.
- A fellow punter, Max ranked seventh nationally with a 46.9 punting average at Arkansas this past season.
- He collected All-SEC Second Team honors from the coaches last fall, adding 23 punts of 50+ and 19 punts inside the 20-yard line for the Razorbacks. He tallied 59 punts and his 2,770 total punting yards led the SEC.
- Max is expected to serve as the backup to his older brother while redshirting in 2024 before serving as the Bearcats' starting punter the following two seasons, while he pursues a master's degree.

2024 SCHEDULE PRIMER

- The Big 12 welcomed four new members for the 2024-25 season and UC will face two of them, hosting Arizona State on Oct. 19 before visiting Colorado on Oct. 26. The game vs. the Sun Devils is also Cincinnati's Homecoming Game.
- Cincinnati will also meet Texas Tech, Kansas State, and TCU for the first time as Big 12 Conference foes.
- At the Nov. 9 game vs. West Virginia, UC will celebrate the 100th Anniversary of the dedication of Nippert Stadium.
- Below are brief capsules on Cincinnati's five remaining games this season:
 - **at Colorado (Oct. 26):** Cincinnati's more-than-1,200-mile trip to Folsom Field in Boulder, Colo. will be its longest away trip of the season as UC welcomes the Buffaloes back to the Big 12, which they were in from 1996-2010.
 - **West Virginia (Nov. 9):** It will be the Mountaineers first trip back to Nippert Stadium since Isaiah Peard rushed for 175 yards and an injured Tony Pike split time at quarterback with Zach Collaros to lead Cincinnati to a 24-21 victory in 2009. The win kept UC a perfect 10-0 on the season.
 - **at Iowa State (Nov. 16):** Cincinnati will make its first trip to Ames, Iowa to face the Cyclones in Jack Trice Stadium. The Bearcats' new defensive coordinator Tyson Veidt served as Iowa State's associate head coach/linebackers for the last eight seasons.
 - **at Kansas State (Nov. 23):** Cincinnati travels to Manhattan, Kansas to face the Wildcats for the first time since 1996. UC picked up home-away sweeps over Kansas State in 1951-52 and 1965-66 before falling twice in 1995-96.
 - **TCU (Nov. 30):** TCU (2022) and Cincinnati (2021) — the last two current Big 12 teams to advance to the College Football Playoff — will meet for the first time since three straight Conference USA matchups from 2002 to 2004. The Bearcats' 36-29 overtime victory over TCU at Nippert Stadium in 2002 kicked off a home-opener win streak that continues to this day (22 straight).

BY RUSH AND BY PASS

- In 10 seasons as an FBS head coach, Satterfield's rush offense has always averaged at least 200 yards per game and his teams have ranked in the Top 30 nationally in rushing every year. Last season, he coached UC to the fifth-best rushing offense in the nation, the highest-ranked rushing offense of his head coaching career.

SATTERFIELD OFFENSES BY THE NUMBERS (NAT. RANK)

YEAR	RUSH (rank)	PASS (rank)	TOTAL (rank)
2024	172.4 (52)	279.0 (25)	451.4 (24)

2023	217.1 (5)	209.0 (87)	426.1 (33)
2022	201.0 (23)	205.5 (99)	406.5 (49)
2021	212.9 (18)	236.4 (65)	446.2 (21)
2020	200.0 (29)	244.2 (48)	444.2 (29)
2019	212.9 (24)	234.5 (65)	447.3 (24)
2018	240.4 (14)	190.6 (99)	431.0 (37)
2017	223.6 (22)	216.2 (75)	439.8 (31)
2016	250.9 (10)	179.0 (105)	429.9 (52)
2015	271.5 (6)	195.8 (93)	467.3 (26)
2014	241.8 (18)	219.8 (73)	461.5 (26)

SATTERFIELD'S 1,000-YARD RUSHERS

- When Corey Kiner ran eclipsed the 1,000-yard mark in the final game of the 2023 season, he became Scott Satterfield's 10th 1,000-yard rusher as a head coach.

PLAYER (SCHOOL)	YARDS	YEAR
Marcus Cox (App State)	1,250	2013
Marcus Cox (App State)	1,415	2014
Marcus Cox (App State)	1,428	2015
Marcus Cox (App State)	1,015	2016
Jalin Moore (App State)	1,402	2016
Jalin Moore (App State)	1,037	2017
Darrynton Evans (App State)	1,187	2018
Javian Hawkins (Louisville)	1,525	2019
Malik Cunningham (Louisville)	1,034	2021
Corey Kiner (Cincinnati)	1,047	2023

CORLEONE, DINGLE MAKE "FREAKS" LIST

- Redshirt junior defensive tackle Dontay Corleone and redshirt junior linebacker Jack Dingle were both mentioned in Bruce Feldman's annual "Freaks" list.
- It marked the second straight season that Corleone made the list and the fourth straight year that UC had multiple players mentioned.
- Excerpt about Corleone: "The Godfather is a rare talent. He's 6-1 and 330 pounds. He wears size 18 shoes and has size 11 hands. He benched 485 pounds but moves really well, clocking a 1.71-second 10-yard split and a 2.81 20. He has topped out at 18.7 mph."
- Excerpt about Dingle: Jack Dingle is 6-3 1/2, 240-pounds and built like an Adonis, coaches say. He benched 395 pounds this offseason and did 26 reps at 225. He clocked a 1.54-second 10-yard split, hit 21.99 mph on the GPS and had a 4.21 pro agility shuttle to go with a 33-inch vertical and a 9-11 broad jump."

GET TO KNOW THE BEARCATS

- The University of Cincinnati Department of Athletics competes at the highest level of intercollegiate athletics with the vision to reach Next Level Success for all 18 varsity teams and more than 450 student-athletes. The Bearcats have a proud athletics history, winning eight national championships and 118 conference titles. The Cincinnati men's basketball team is among the 15 winningest programs all-time, while the football team became the first non-Power Five program to compete in the College Football Playoff in 2021. Olympic gold medalist volleyball player Jordan Thompson, NBA Hall of Famer Oscar Robertson and Major League Baseball legend Sandy Koufax are among several luminaries who have competed as Bearcats.
- The Bearcats entered a new era as a Power Five School on July 1, 2023 when they officially joined the Big 12 Conference, positioning Cincinnati among the nation's premier athletics programs.
- Off the field, UC student-athletes continue to find success, collectively posting a 3.4 GPA in spring 2023 with 78% earning spots on the Honor Roll.
- Under the leadership of Director of Athletics John Cunningham, and supported by more than 150 full-time staff members, UC Athletics' mission is to connect our

community, enhance our university and impact the lives of student-athletes as they prepare to change the world on and off the field.

AN ELITE PROGRAM BY THE NUMBERS

- UC has positioned itself as one of the most successful programs in the country over the last several years.
- Cincinnati is 60-22 since the start of the 2018 season, which ranks ninth among FBS programs and is the best record among current Big 12 programs during that span.
- Since the start of the 2013 season, UC has won three conference championships while advancing to eight bowl games. Two of its eight bowl trips have been to New Year's Six bowls: 2021 Peach Bowl and the 2021 Cotton Bowl Classic (CFP Semifinal).
- The Bearcats became the first-ever "Group of Five" team to advance to the College Football Playoff in 2021, defeating No. 9 Notre Dame on the road and finishing undefeated in the regular season along the way.
- Since 2009 (last 15 years) the Bearcats rank 19th in FBS with a 128-66 (.660) record and rank fourth among current Big 12 teams behind Oklahoma State, TCU, and Utah. They have won seven conference titles during that time, a number only matched by Alabama (9) Clemson (8) and Oklahoma (8).
- Cincinnati (2021) was one of just 15 teams to make the College Football Playoff in the four-team era (2014-23) and one of just two current Big 12 teams (TCU, 2022) to make it. UC was the only non-Power Five program to ever earn a CFP berth in the four-team format.

CFP+MF4 APPEARANCE

- Cincinnati is one of 11 schools - and the only Big 12 institution - to have a Men's Final Four and College Football Playoff appearance in its athletic history.
- Cincinnati became the first non-Power 5 team to make the College Football Playoff after finishing as the nation's only undefeated team in 2021 and has advanced to six Men's Final Fours.

BEARCATS FIND NFL SCESS

- Cincinnati has seen 16 Bearcats drafted since the start of 2021 — second-most in the Big 12 in that time span. The list includes Ahmad "Sauce" Gardner, who was selected fourth overall by the New York Jets in 2022 and went on to earn All-Pro and NFL Defensive Rookie of the Year honors.
- While Gardner took the NFL by storm as a rookie, Travis and Jason Kelce turned in dominant seasons once again. The brothers, who both starred for the Bearcats more than a decade ago, each earned All-Pro and faced off in Super Bowl LVIII. The Kansas City Chiefs won the league crown and Travis Kelce was joined by fellow Bearcat Bryan Cook, a rookie safety.

KELCE BROTHERS BRING NEW HEIGHTS TO FIFTH THIRD ARENA

- NFL superstars and former Bearcats Travis and Jason Kelce returned to campus on April 11 for a live episode of their podcast, New Heights.
- In front of more than 12,000 fans at Fifth Third Arena, the Kelces entertained for nearly four hours and gave attendees a night they'll never forget.
- The event began with the first-ever edition of the "Lombaby Games", which pitted UC student-athletes against traditional students in a series of mental and physical challenges.
- Following the games, Travis and Jason welcomed special guests Desmond Ridder, Orlando Brown Jr., and Joe Burrow to share stories and plenty of laughs that kept the crowd engaged all night.
- The climax of the event came near the end, when director of athletics John Cunningham held a surprise commencement ceremony for Travis and Jason, who were not able to walk at their own graduation.
- The event had a seismic impact on social media, generating over 14 million impressions and over one million engagements. The final post of the night from the surprise commencement ceremony was the top-performing social media post in UC athletics history, and the top-performing post by any Big 12 main athletics Instagram account since 2021.

INDOOR PRACTICE FACILITY COMING IN 2025

- On Aug. 16, the final steel beam was installed at Cincinnati's Indoor Practice Facility, which is set to be completed in Spring 2025.
- Spearheaded by Larry and Rhonda Sheakley's transformational giving and leadership, the new state-of-the-art facilities will elevate the Cincinnati student-athlete experience, giving Bearcats an unrivaled advantage on the playing field and on the recruiting trail.
- The 84,000 square-foot Indoor Practice Facility features a 120-yard football field equipped for multiple sports. The field will provide an all-weather home for Cincinnati football practices and year-round workouts and have direct access to the Performance Center's weight room, training room and performance nutrition fueling stations.
- The 96,000 square-foot Performance Center features three levels that will provide nearly everything a student-athlete needs to get competition and practice ready in one place, including offices for the football program.
- Find out more about the practice facility on page 11.

TAKE ME TO HIGHER GROUND

- For the past 26 years, the UC football has called the Higher Ground Conference and Retreat Center in West Harrison, Ind., its preseason training home.
- The 280-acre facility is located about 30 miles from

campus and has served as the Bearcats training camp location since the lead up to the 1999 season.

- Higher Ground has two 100-yard turf practice fields, including a new surface installed in 2017, ample living and meeting spaces and no distractions from football.

CHAMPIONSHIP HISTORY

- UC won the 2021 and 2020 AAC Championships, its 15th and 16th league titles, for its first two since 2014 and first outright crowns since 2009.
- UC played in its third-straight AAC title game in 2021.
- Each of the last two were played at Nippert Stadium. UC toppled No. 16 Houston in 2021 after defeating No. 23 Tulsa on Cole Smith's game-ending 34-yard field goal. That first game, played on Saturday, Dec. 19 at Nippert Stadium, marked the latest date a game was played in Nippert since a matchup vs. Xavier on Dec. 7, 1918.

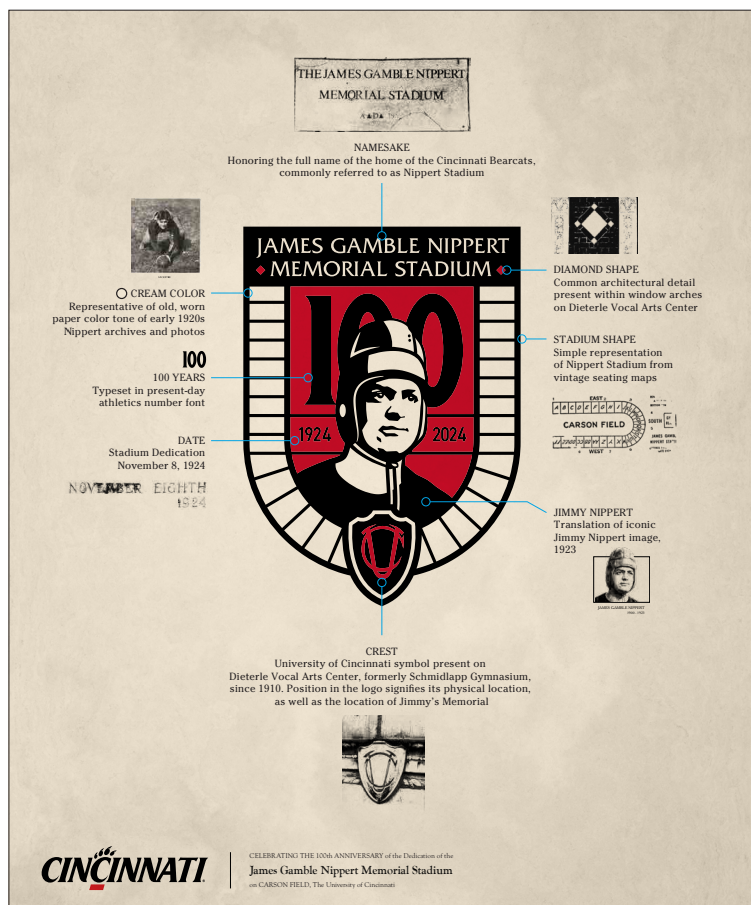
CONFERENCE CHAMPIONSHIPS (16)

YEAR	LEAGUE	HC	REC
1933	Buckeye *	King	7-2-0
1934	Buckeye	King	6-2-1
1947	Mid-American	Nolting	7-3-0
1949	Mid-American	Gillman	7-4-0
1951	Mid-American	Gillman	10-1-0
1952	Mid-American	Gillman	8-1-1
1963	Missouri Valley *	Studley	6-4-0
1964	Missouri Valley	Studley	8-2-0
2002	Conference USA *	Minter	7-7-0
2008	BIG EAST	Kelly	11-3-0
2009	BIG EAST	Kelly	12-1-0
2011	BIG EAST *	Jones	10-3-0
2012	BIG EAST *	Jones	10-3-0
2014	American *	Tuberville	9-4-0
2020	American	Fickell	9-0-0
2021	American	Fickell	13-0-0

* - Shared title

HERE, THERE AND EVERYWHERE

OPPONENT	TIME	TV	LENGTH	HALF	FINAL	COIN TOSS	KICKOFF/ RECEIVE	1ST UC POSS.	1ST OPP. POSS.	HELMET	JERSEY	PANTS
TOWSON	2:30 p.m.	ESPN+	3:25	28-17	38-20	Lost	Receive	TD	Punt	White	White	White
PITT	Noon	ESPN2	3:34	17-6	27-28	Lost	Receive	Punt	INT	Red	Red	White
at Miami (OH)	Noon	ESPNU	3:21	10-3	27-16	Lost	Kickoff	Punt	INT	Black	White	Black
HOUSTON	Noon	FS1	2:57	24-0	34-0	Lost	Receive	Punt	INT	White	Black	White
at Texas Tech	8:00 p.m. ET	ESPN2	3:41	24-24	41-44	Won	Kickoff	TD	FG	Black	White	White
at UCF	3:30 p.m.	ESPN2	3:19	10-3	19-13	Won	Kickoff	INT	Fumble	Red	White	Black
ARIZONA STATE	Noon	ESPN+	3:15	24-7	24-14	Loss	Receive	Punt	TD	Red	Red	Red
at Colorado	10:15 p.m. ET	ESPN										
WEST VIRGINIA												
at Iowa State												
at Kansas State												
TCU												

NIPPERT STADIUM DEDICATION 100TH ANNIVERSARY

Cincinnati Athletics will commemorate the 100-year anniversary of the dedication of Nippert Stadium during the entire 2024 football season, celebrating the life of stadium namesake Jimmy Nippert as the Bearcats' season-long theme. The celebration will take center stage Nov. 9, 2024 when the Bearcats face former BIG EAST rival West Virginia on Carson Field.

UC debuted a memorial shield this summer, which will be featured throughout the 2024 season. More information about the logo can be found on the graphic to the left.

Nippert was a center and captain on the 1923 football team when he sustained an injury on Thanksgiving Day against rival Miami (OH). He fell ill with blood poisoning and died on Christmas Day. Nippert's grandfather—James N. Gamble, son of the Procter & Gamble co-founder—donated \$250,000 for the completion of the stadium.

Nippert Stadium was officially dedicated on Nov. 8, 1924 before kickoff of a game against Oberlin. Members of the Nippert family joined UC staff, players from both teams, and representatives from universities in the region in a ceremony at the memorial in the south end of the stadium.

Nippert Stadium stands as the centerpiece of the University of Cincinnati's campus. Through several renovations, the stadium has modernized to feature suite levels and a press box in addition to premium seating. It now seats just under 40,000 fans, but remains in the middle of campus, adjacent to the Tangeman University Center. Nippert Stadium's turf is open to all students for recreation when not in use by the football or lacrosse teams for practices or games.

Various football season graphic elements and marketing materials, including season tickets, will incorporate throwback designs that pay homage to Jimmy Nippert and celebrate the stadium's rich history.

COMING IN SPRING 2025: INDOOR PRACTICE FACILITY & PERFORMANCE CENTER


Spearheaded by Larry and Rhonda Sheakley's transformational giving and leadership, the new state-of-the-art facilities will elevate the Cincinnati student-athlete experience, giving Bearcats an unrivaled advantage on the playing field and on the recruiting trail.

The 84,000 square-foot Indoor Practice Facility features a 120-yard football field equipped for multiple sports. The field will provide an all-weather home for Cincinnati football practices and year-round workouts and have direct access to the Performance Center's weight room, training room and performance nutrition fueling stations.

The field will feature WiFi access and a remote-operated camera system for football as well as a scoreboard, state-of-the-art sound system and a built-in Catapult technology system.

The 96,000 square-foot Performance Center features three levels that will provide nearly everything a student-athlete needs to get competition and practice ready in one place:

- Offices for football program
- Performance nutrition station for all sports
- Fueling station for football
- Sports performance weight room
- Athletic training room
- Multiple recovery spaces
- Mental health services
- Equipment room
- Creative suite



Top: A mid-construction photo of the indoor practice facility from July 2, 2024
Bottom: An artist's rendering of the practice field inside the indoor practice facility, scheduled to be completed in Spring 2025.



POLLING DATA

WEEK	AP	COACHES	CFP
Preseason	-	-	-
Week 1	-	-	-
Week 2	-	-	-
Week 3	-	-	-
Week 4	-	-	-
Week 5	-	-	-
Week 6	-	-	-
Week 7	-	-	-
Week 8	-	-	-
Week 9	-	RV	-
Week 10	-	-	-
Week 11	-	-	-
Week 12	-	-	-
Week 13	-	-	-
Week 14	-	-	-

IN THE POLLS

AP	AP
1. Oregon	1. Oregon
2. Georgia	2. Georgia
3. Penn State	3. Penn State
4. Ohio State	4. Ohio State
5. Texas	5. Miami (FL)
6. Miami (FL)	6. Texas
7. Tennessee	7. LSU
8. LSU	8. Tennessee
9. Clemson	9. Clemson
10. Iowa State	10. Iowa State
11. BYU	11. Notre Dame
12. Notre Dame	12. BYU
13. Indiana	13. Indiana
14. Texas A&M	14. Texas A&M
15. Alabama	15. Alabama
16. Kansas State	16. Kansas State
17. Boise State	17. Missouri
18. Ole Miss	18. Ole Miss
19. Pittsburgh	19. Boise State
20. Illinois	20. Pittsburgh
21. Missouri	21. Illinois
22. SMU	22. SMU
23. Army	23. Army
24. Navy	24. Navy
25. Vanderbilt	25. Vanderbilt

NIPPERT STADIUM TOP CROWDS

ATT	OPPONENT	DATE	RESULT
40,140	UConn	10/24/15	W, 37-13*
40,121	UCF	10/4/19	W, 27-24*
40,101	Miami (Fla.)	10/1/15	W, 34-23*
40,015	Houston	9/15/16	L, 40-16*
39,095	Alabama A&M	9/5/15	W, 52-10
38,919	UConn	11/9/19	W, 48-3
38,557	South Florida	10/8/22	W, 28-24*
38,464	Indiana	9/24/22	W, 45-24*
38,461	Navy	11/5/22	W, 20-10*
38,199	East Carolina	11/11/22	W, 27-25*
38,193	EKU	9/2/23	W, 66-13*
38,193	Miami (OH)	9/16/23	L, 24-31 (OT)*
38,193	Oklahoma	9/23/23	L, 6-20*
38,193	Iowa State	10/14/23	L, 10-30*
38,193	Baylor	10/21/23	L, 29-32
38,193	UCF	11/4/23	L, 26-28

*-Sellouts



CARSON FIELD AT NIPPERT STADIUM

Carson Field at Nippert Stadium has been the venerable home of the University of Cincinnati football team since 1901 and provides a phenomenal home-field environment.

ALL-TIME RECORD AT NIPPERT STADIUM

360-198-13 (.642)

Since James Gamble Nippert Memorial Stadium was dedicated on Nov. 8, 1924.

WHAT'S IN A NAME?

- During the season-ending clash with rival Miami (OH) in 1923, Jimmy Nippert sustained a spike wound injury and died a month later from blood poisoning.
- His grandfather, James N. Gamble of Procter and Gamble, provided the funds needed to complete the horseshoe-shaped structure, and the James Gamble Nippert Memorial Stadium was dedicated on Nov. 8, 1924.
- The stadium's founder was Arch Carson, who as captain and principal organizer played a significant role in starting football on the UC campus in 1885. In 1901 as physical director of the university, Carson guided the construction of the field which was later named for him -- the playing surface is still called Carson Field.

A MODERN CLASSIC

- In 1915, construction was completed on the first sections of a brick and concrete structure to replace the wooden stands and continued for several seasons as funds were raised.
- In 1924, the completed structure was dedicated as James Gamble Nippert Memorial Stadium with a capacity of 12,000.
- UC has used the Nippert site as a playing surface

since 1901, making it the second-oldest playing site in the nation for college football behind Penn's Franklin Field (1895).

- UC went from having nearly no premium seating options to the addition of 1,100 scholarship club seats and 53 indoor and outdoor suites of varying sizes. A skywalk connects Tangeman University Center to the West Pavilion with premium area customers able to access the facility on gameday from the other side of campus.

TQL PARTNERSHIP BOLSTERS NIPPERT STADIUM

- Total Quality Logistics (TQL), the second-largest freight brokerage firm in North America and Cincinnati's largest private company, and UC announced in January 2023 a long-term strategic partnership that will include field level and stadium signage and logo assets for TQL as well as specific investment to the Bearcats' indoor practice and performance facility project.
- TQL's logo will appear on Carson Field in two places.
- While field surface branding typically results in renaming the venue, as a Cincinnati company, TQL has chosen to not name the field. It will continue to be named Carson Field in honor of Dr. Arch Carson, who organized the first football team at the university in 1885 and is known as the Father of UC Football.

2024 CINCINNATI FOOTBALL ALPHABETICAL ROSTER

#	NAME	POS.	HT.	WT.	CL.	HOMETOWN / HIGH SCHOOL / LAST SCHOOL
93	Harris Adams	DL	6-3	308	RJr.	Dickson, Tenn. / Nashville Christian / Southeast Missouri State
37	Trevor Adams	LB	6-3	243	RJr.^	Loveland, Ohio / Goshen / Western Kentucky
19	Dakarai Anderson	WR	5-8	188	Fr.	Perry, Ga. / Perry
8	Ormanie Arnold	CB	5-9	178	RSO.	Long Beach, Calif. / Dominguez / Idaho
95	Lendric Barber	DL	6-3	305	Fr.	McDonough, Ga. / Ola
7	Jared Bartlett	LB	6-2	237	RSr*	Miami, Fla. / Collins Hill (Ga.) / West Virginia
17	Joey Beljan	TE	6-3	235	RSr.**	Holland, N.J. / Delaware Valley / Western Kentucky
84	Sterling Berkhalter	WR	6-3	200	RJr.	Cincinnati, Ohio / Ga. Prep Academy / NC A&T
88	Nash Biglin	WR	6-3	200	So.^	Worthington, Ohio / Worthington Kilbourne
57	Ben Blevins	DT	5-11	250	RJr.^	Maineville, Ohio / La Salle
33	Zander Blue	S	5-11	180	RJr.^	Louisville, Ky. / Atherton
86	Ayden Boykin	WR	5-9	165	Fr.^	Akron, Ohio / Archbishop Hoban
33	Carter Brown	K	6-0	198	Jr.	Pearland, Texas / Dawson / Arizona State
56	Deondre Buford	OL	6-4	318	RJr.	Detroit, Mich. / Martin Luther King / Kentucky
40	Kamari Burns	DE	6-4	285	RFr.	Columbus, Ohio / Lincoln
52	Garrison Butler	DL	6-1	285	Fr.	Jacksonville, Fla. / The Bolles School
20	Jakorion Caffey	RB	5-11	215	Fr.	Avon, Ohio / Avon
10	Derrick Canteen	S	5-11	197	RSr.*	Evans, Ga. / Evans / Georgia Southern / Virginia Tech
21	Kalen Carroll	CB	6-0	182	RSO.	Indianapolis, Ind. / Center Grove
63	Zac Clarke	OL	6-6	290	Fr.	Plainfield, Ill. / Oswego East
29	Stanley Clyne	CB	6-2	175	RFr.^	Tipp City, Ohio / Tippecanoe
4	Mikah Coleman	DE	6-4	265	RJr.	Reynoldsburg, Ohio / Reynoldsburg / Eastern Michigan
31	Simeon Coleman	LB	6-0	230	Fr.	Seat Pleasant, Md. / St. Francis Academy
36	Christian Comisso	LB	6-1	235	RFr.^	Defiance, Ohio / Defiance
2	Dontay Corleone	DT	6-1	320	RJr.	Cincinnati, Ohio / Colerain
29	Manny Covey	RB	5-10	190	RFr.	Starke, Fla. / Bradford
32	Maxwell Cummings	S	6-0	185	RFr.^	Gahanna, Ohio / Lincoln
24	Victor Dawson	RB	6-0	225	RJr.^	Akron, Ohio / Hoban / Merrimack
49	Jack Dingle	LB	6-4	240	RJr.	Louisville, Ky. / Trinity
23	Brian Doneghy II	RB	5-8	210	RSr.^	Montgomery, Ohio / Sycamore / Dayton
12	Brady Drogosh	LB	6-4	220	RFr.	Warren, Mich. / De La Salle Collegiate
78	Grant Edgington	OL	6-3	295	RFr.^	Madeira, Ohio / Madeira
31	Mason Fletcher	P	6-7	215	Sr.	Melbourne, Australia / ProKick
30	Max Fletcher	P	6-4	195	Jr.	Melbourne, Australia / ProKick / Arkansas
53	Gavin Gerhardt	OL	6-4	300	RSr.	Xenia, Ohio / Xenia
6	Trevon Gola-Callard	S	6-1	190	Jr.	Las Vegas, Nev. / Pale Verde / Southern Utah
11	Jake Golday	LB	6-4	240	RJr.	Arlington, Tenn. / Arlington / Central Arkansas
23	Willie Goodwyn	CB	5-11	180	Fr.	Montgomery, Ala. / Rabun County (Ga.)
79	Ethan Green	OL	6-7	318	RSO.	Fremont, Ohio / Fremont Ross
87	Gavin Grover	TE	6-6	250	Fr.	Lewis Center, Ohio / Olentangy
77	Jonathan Harder	OL	6-4	330	RSO.	Delaware, Ohio / Olentangy Berlin
96	Nathan Hawks	K	6-2	210	RSr.^	Enon, Ohio / Greenon / Wittenberg
8	Xzavier Henderson	WR	6-3	200	Sr.*	Miami, Fla. / Columbus / Florida
92	Nick Herbst	DL	6-2	248	RJr.	Canandaigua, N.Y. / Canandaigua / SUNY Brockport
13	Jacob Hoying	QB	6-1	208	RJr.^	Columbus, Ohio / Bishop Watterson
90	Jalen Hunt	DT	6-4	308	RSr.*	Detroit, Mich. / Belleville / Michigan State
14	Barry Jackson Jr.	WR	5-11	193	RFr.	Ellenwood, Ga. / Cedar Grove
99	Rob Jackson	DE	6-4	270	RJr.	Philadelphia, Pa. / Archbishop Wood
25	Daniel James	CB	5-11	180	Fr.	Powder Springs, Ga. / McEachern
0	Tony Johnson	WR	5-10	187	RJr.	Ocala, Fla. / Vanguard / FAU
14	Zay "Gravy" Johnson	CB	6-2	175	Fr.	Clinton, S.C. / Clinton
80	Elijah Jones	WR	5-11	195	Fr.	Norristown, Pa. / St. Joseph's Prep
5	Samaj Jones	QB	6-0	215	Fr.	Philadelphia, Pa. / St. Joseph's Prep
67	Luke Kandra	OL	6-4	323	RSr.	Cincinnati, Ohio / Elder / Louisville
42	Connor Keyes	LB	6-3	240	Jr.^	Cincinnati, Ohio / Elder / Minnesota
21	Corey Kiner	RB	5-9	210	Sr.	Cincinnati, Ohio / Roger Bacon / LSU
22	Zane Kinsey	WR	5-10	199	Fr.^	Wellsville, Ohio / Toronto
15	Will Kocher	QB	6-2	203	RFr.^	Kings Mills, Ohio / Kings
47	George Leibold	LS	6-2	210	Fr.^	Sarasota, Fla. / Cardinal Mooney
93	Max Lemasters	K	5-6	175	RFr.	Cincinnati, Ohio / Elder
39	Cincear Lewis	LB	6-2	208	RSO.	Kalamazoo, Mich. / Kalamazoo Central

#	NAME	POS.	HT.	WT.	CL.	HOMETOWN / HIGH SCHOOL / LAST SCHOOL
16	Brady Lichtenberg	QB	6-1	200	RJr.	Toledo, Ohio / St. John's Jesuit
91	Drew Logan	DE	6-4	275	RSO.^	North Canton, Ohio / Hoover
66	Xavier Lozowicki	OL	6-5	304	So.	Ridley Park, Pa. / IMG Academy / Maine
30	Tavier Lugo-Flowers	S	6-0	201	Fr.^	Cincinnati, Ohio / Princeton
10	Jamoi Mayes	WR	5-11	205	RSr.	Griffin, Ga. / Griffin / Chattanooga
82	Michael McCalmont	TE	6-3	240	RSr.^	Mason, Ohio / Mason
89	Ben Mehan	P	6-1	190	Fr.	Downingtown, Pa. / Downingtown West HS
20	Mehki Miller	STAR	6-1	200	RSr.*	Park Forest, Ill. / Rich Central / Miami (Ohio) / New Mexico State
34	Noah Miller	LB	6-2	220	Fr.^	Troy, Ohio / Troy
71	Judea Milon	OL	6-4	300	R-Jr.	Killeen, Texas / Shoemaker / Tyler Junior College
0	Josh Minkins Jr.	S	6-2	200	RSr.	Louisville, Ky. / Willingboro / Louisville
38	Nijal Mooney	LB	6-0	232	RJr.^	Cincinnati, Ohio / Roger Bacon / Findlay
81	Michael Mussari	WR	6-1	200	RFr.^	Kings Mills, Ohio / Kings
96	Nathan Nunn	DE	6-2	278	Fr.^	Medina, Ohio / Medina
98	Marquaze Parker	DL	6-4	275	Fr.	West Memphis, Ark. / West Memphis
73	Aiden Pastoriza	OL	6-7	280	Fr.	Jackson, Mich. / Lumen Christi
46	Antwan Peek Jr.	STAR	6-2	208	RSO.^	Cincinnati, Ohio / Indian Hill
43	Jayden Perry	LS	6-3	240	RSr.*	Savannah, Ga. / Islands / Coastal Carolina / Indiana State
97	Eric Phillips	DE	6-3	260	RSr.*	Cincinnati, Ohio / Colerain
3	Evan Prater	WR	6-4	202	RSr.	Cincinnati, Ohio / Wyoming
19	Quinton Price	CB	6-3	183	Fr.	Cincinnati, Ohio / Taft
6	Evan Pryor	RB	5-10	198	RJr.	Cornelius, N.C. / William Amos Hough / Ohio State
35	Drew Robinson	S	6-2	190	Fr.^	Clarksville, Ohio / Moeller
16	Jordan Robinson	CB	6-4	210	Jr.	Columbia, S.C. / Livingstone / Kentucky
26	Cam Roetherford	DL	6-2	280	RSO.	Detroit, Mich. / Martin Luther King / Arkansas-Pine Bluff
11	Joe Royer	TE	6-5	255	RJr.	Cincinnati, Ohio / Elder / Ohio State
18	Marqavious Saboor	STAR	6-0	180	Fr.	Decatur, Ga. / Carlton Kell
9	Jiquan Sanks	STAR	5-11	195	Fr.	Columbus, Ga. / Central (Ala.)
69	JP Schrieber	OL	6-2	295	Fr.^	Berwyn, Pa. / St. Joseph's Prep
44	Francis Sherman	TE	6-3	240	Sr.	Bay Village, Ohio / Bay / Arkansas
48	Weston Simmons	LS	5-11	225	RFr.^	Mason, Ohio / Mason
17	Brian Simms III	LB	6-3	228	RFr.	Baltimore, Md. / St. Frances Academy
94	Keilan Smith	DT	6-3	330	RFr.^	Pickerington, Ohio / Pickerington Central
4	Tyrin Smith	WR	5-7	165	RSr.*	Cibola, Texas / Cibola Steele / Cisco College / UTEP
2	Brendan Sorsby	QB	6-3	228	RSO.	Denton, Texas / Lake Dallas / Indiana
41	Quinn Staten	LB	6-2	230	RFr.^	Toledo, Ohio / St. John's Jesuit
12	Danny Stoddard	QB	6-1	175	Fr.^	Medina, Ohio / Medina
3	Kye Stokes	CB	6-1	192	RSO.	Tampa, Fla. / Armwood / Ohio State
5	D.J. Taylor	S	5-10	195	RSr.	Tampa, Fla. / Tampa Catholic / Arizona State
50	Evan Tengesdahl	OL	6-4	315	RFr.	Dayton, Ohio / Wayne
22	Jonathan Thompson	LB	6-2	230	RSO.	Columbus, Ohio / St. Francis De Sales
54	Dartanyan Tinsley	OL	6-4	320	RSr.*	Owensboro, Ky. / Owensboro / Kentucky Christian
9	Aaron Turner	WR	5-8	185	Sr.	Ellicott, Md. / Gonzaga College / UConn
24	Darian Varner	DE	6-3	265	RSr.	Norfolk, Va. / Maury / Temple / Wisconsin
85	Lyviel Waters	TE	6-2	230	Fr.^	Cincinnati, Ohio / Winton Woods
44	Montay Weedon	LB	6-1	218	Fr.	Silver Spring, Md. / St. John's College
59	Jake Wheelock	OL	6-4	300	Fr.	Dayton, Ohio / Stebbins
74	Phillip Wilder	OL	6-5	315	Sr.*	Jonesboro, Ga. / Mt. Zion / Southeast Missouri State
7	Chance Williams	RB	5-8	190	Jr.	Baton Rouge, La. / Scotlandville Magnet / Grambling State
75	John Williams	OL	6-5	320	RSr.	Bolingbrook, Ill. / Bolingbrook
27	Ken Willis	S	5-11	188	RSO.	Cincinnati, Ohio / Colerain
15	Kameron Wilson	DL	6-2	250	RJr.	Decatur, Ga. / Mount Zion / Louisville
13	Logan Wilson	S	5-10	180	RSr.*	Dallas, Texas / Bishop Dunne / Kansas State / ULM / North Texas
18	Kale Woodburn	WR	5-10	160	Fr.	Warner Robins, Ga. / Houston County
35	Brady Young	P	6-3	215	RJr.^	Perrysburg, Ohio / Perrysburg
1	Jordan Young	CB	6-0	197	RJr.	Tampa, Fla. / Gaither / Florida
83	Devyn Zahursky	TE	6-4	250	Fr.	Berea, Ohio / Midpark

* - Using extra year of eligibility from COVID-19 pandemic; ^ - Walk-On

2024 CINCINNATI FOOTBALL NUMERICAL ROSTER

#	NAME	POS.	HT.	WT.	CL.	HOMETOWN / HIGH SCHOOL / LAST SCHOOL
0	Josh Minkins Jr.	S	6-2	200	RSr.	Louisville, Ky. / Willingboro / Louisville
0	Tony Johnson	WR	5-10	187	RJr.	Ocala, Fla. / Vanguard / FAU
1	Jordan Young	CB	6-0	197	RJr.	Tampa, Fla. / Gaither / Florida
2	Brendan Sorsby	QB	6-3	228	RSo.	Denton, Texas / Lake Dallas / Indiana
2	Dontay Corleone	DT	6-1	320	RJr.	Cincinnati, Ohio / Colerain
3	Evan Prater	WR	6-4	202	RSr.	Cincinnati, Ohio / Wyoming
3	Kye Stokes	CB	6-1	192	RSo.	Tampa, Fla. / Armwood / Ohio State
4	Mikah Coleman	DE	6-4	265	RJr.	Reynoldsburg, Ohio / Reynoldsburg / Eastern Michigan
4	Tyrin Smith	WR	5-7	165	RSr.*	Cibola, Texas / Cibola Steele / Cisco College / UTEP
5	D.J. Taylor	S	5-10	198	RSr.	Tampa, Fla. / Tampa Catholic / Arizona State
5	Samaj Jones	QB	6-0	215	Fr.	Philadelphia, Pa. / St. Joseph's Prep
6	Trevon Gola-Callard	S	6-1	185	Jr.	Las Vegas, Nev. / Pale Verde / Southern Utah
6	Evan Pryor	RB	5-10	198	RJr.	Cornelius, N.C. / William Amos Hough / Ohio State
7	Chance Williams	RB	5-8	190	Jr.	Baton Rouge, La. / Scotlandville Magnet / Grambling State
7	Jared Bartlett	LB	6-2	237	RSr.*	Miami, Fla. / Collins Hill (Ga.) / West Virginia
8	Ormanie Arnold	CB	5-9	178	RSo.	Long Beach, Calif. / Dominguez / Idaho
8	Xavier Henderson	WR	6-3	200	Sr.*	Miami, Fla. / Columbus / Florida
9	Aaron Turner	WR	5-8	185	Sr.	Ellicott, Md. / Gonzaga College / UConn
9	Jiquan Sanks	STAR	5-11	195	Fr.	Columbus, Ga. / Central (Ala.)
10	Jamoi Mayes	WR	5-11	200	RSr.	Griffin, Ga. / Griffin / Chattanooga
10	Derrick Canteen	S	5-11	197	RSr.*	Evans, Ga. / Evans / Georgia Southern / Virginia Tech
11	Joe Royer	TE	6-5	255	RJr.	Cincinnati, Ohio / Elder / Ohio State
11	Jake Golday	LB	6-4	235	RJr.	Arlington, Tenn. / Arlington / Central Arkansas
12	Brady Drogosh	LB	6-4	220	RFr.	Warren, Mich. / De La Salle Collegiate
12	Danny Stoddard	QB	6-1	175	Fr.^	Medina, Ohio / Medina
13	Jacob Hoying	QB	6-1	208	RJr.^	Columbus, Ohio / Bishop Watterson
13	Logan Wilson	S	5-10	180	RSr.*	Dallas, Texas / Bishop Dunne / Kansas State / ULM / North Texas
14	Barry Jackson Jr.	WR	5-11	193	RFr.	Ellenwood, Ga. / Cedar Grove
14	Zay "Gravy" Johnson	CB	6-2	175	Fr.	Clinton, S.C. / Clinton
15	Kameron Wilson	DE	6-2	250	RJr.	Decatur, Ga. / Mount Zion / Louisville
15	Will Kocher	QB	6-2	203	RFr.^	Kings Mills, Ohio / Kings
16	Brady Lichtenberg	QB	6-1	200	RJr.	Toledo, Ohio / St. John's Jesuit
16	Jordan Robinson	CB	6-4	210	Jr.	Columbia, S.C. / Livingstone / Kentucky
17	Brian Simms III	LB	6-3	228	RFr.	Baltimore, Md. / St. Frances Academy
17	Joey Beljan	TE	6-3	235	RSr.**	Holland, N.J. / Delaware Valley / Western Kentucky
18	Marqavious Saboor	STAR	6-0	180	Fr.	Decatur, Ga. / Carlton Kell
18	Kale Woodburn	WR	5-10	160	Fr.	Warner Robins, Ga. / Houston County
19	Quinton Price	CB	6-3	183	Fr.	Cincinnati, Ohio / Taft
19	Dakarai Anderson	WR	5-8	188	Fr.	Perry, Ga. / Perry
20	Jakorion Caffey	RB	5-11	215	Fr.	Avon, Ohio / Avon
20	Mehki Miller	STAR	6-1	200	RSr.*	Park Forest, Ill. / Rich Central / Miami (Ohio) / New Mexico State
21	Corey Kiner	RB	5-9	210	Sr.	Cincinnati, Ohio / Roger Bacon / LSU
21	Kalen Carroll	CB	6-0	182	RSo.	Indianapolis, Ind. / Center Grove
22	Jonathan Thompson	LB	6-2	230	RSo.	Columbus, Ohio / St. Francis De Sales
22	Zane Kinsey	WR	5-10	190	Fr.^	Wellsville, Ohio / Toronto
23	Brian Doneghy II	RB	5-8	210	RSr.^	Montgomery, Ohio / Sycamore / Dayton
23	Willie Goodwyn	CB	5-11	180	Fr.	Montgomery, Ala. / Rabun County (Ga.)
24	Darian Varner	DE	6-3	265	RSr.	Norfolk, Va. / Maury / Temple / Wisconsin
24	Victor Dawson	RB	6-0	225	RJr.^	Akron, Ohio / Hoban / Merrimack
25	Daniel James	CB	5-11	180	Fr.	Powder Springs, Ga. / McEachern
26	Cam Roetherford	DE	6-2	280	RSo.	Detroit, Mich. / Martin Luther King / Arkansas-Pine Bluff
27	Ken Willis	S	5-11	188	RSo.	Cincinnati, Ohio / Colerain
29	Manny Covey	RB	5-10	190	RFr.	Starke, Fla. / Bradford
29	Stanley Clyne	CB	6-2	175	RFr.^	Tipp City, Ohio / Tippecanoe
30	Max Fletcher	P	6-4	195	Jr.	Melbourne, Australia / ProKick / Arkansas
30	Tavie Lugo-Flowers	S	6-0	201	Fr.^	Cincinnati, Ohio / Princeton
31	Mason Fletcher	P	6-7	215	Sr.	Melbourne, Australia / ProKick
31	Simeon Coleman	LB	6-0	230	Fr.	Seat Pleasant, Md. / St. Francis Academy
32	Maxwell Cummings	S	6-0	185	RFr.^	Gahanna, Ohio / Lincoln
33	Carter Brown	K	6-0	198	Jr.	Pearland, Texas / Dawson / Arizona State
33	Zander Blue	S	5-11	180	RJr.^	Louisville, Ky. / Atherton

#	NAME	POS.	HT.	WT.	CL.	HOMETOWN / HIGH SCHOOL / LAST SCHOOL
34	Noah Miller	LB	6-2	220	Fr.^	Troy, Ohio / Troy
35	Drew Robinson	S	6-2	195	Fr.^	Clarksville, Ohio / Moeller
35	Brady Young	P	6-3	215	RJr.^	Perrysburg, Ohio / Perrysburg
36	Christian Comisso	LB	6-1	235	RFr.^	Defiance, Ohio / Defiance
37	Trevor Adams	LB	6-3	243	RJr.^	Loveland, Ohio / Goshen / Western Kentucky
38	Nijal Mooney	LB	6-0	232	RJr.^	Cincinnati, Ohio / Roger Bacon / Findlay
39	Cincear Lewis	LB	6-2	208	RSo.	Kalamazoo, Mich. / Kalamazoo Central
40	Kamari Burns	DL	6-4	285	RFr.	Columbus, Ohio / Lincoln
41	Quinn Staten	LB	6-2	230	RFr.^	Toledo, Ohio / St. John's Jesuit
42	Connor Keyes	LB	6-3	240	Jr.^	Cincinnati, Ohio / Elder / Minnesota
43	Jayden Perry	LS	6-3	240	RSr.*	Savannah, Ga. / Islands / Coastal Carolina / Indiana State
44	Francis Sherman	TE	6-3	240	Sr.	Bay Village, Ohio / Bay / Arkansas
44	Montay Weedon	LB	6-1	218	Fr.	Silver Spring, Md. / St. John's College
46	Antwan Peek Jr.	STAR	6-2	208	RSo.^	Cincinnati, Ohio / Indian Hill
47	George Leibold	LS	6-2	210	Fr.^	Sarasota, Fla. / Cardinal Mooney
48	Weston Simmons	LS	5-11	220	RFr.^	Mason, Ohio / Mason
49	Jack Dingle	LB	6-4	240	RJr.	Louisville, Ky. / Trinity
50	Evan Tengesdahl	OL	6-4	315	RFr.	Dayton, Ohio / Wayne
52	Garrison Butler	DL	6-1	285	Fr.	Jacksonville, Fla. / The Bolles School
53	Gavin Gerhardt	OL	6-4	307	RSr.	Xenia, Ohio / Xenia
54	Dartanyan Tinsley	OL	6-4	320	RSr.*	Owensboro, Ky. / Owensboro / Kentucky Christian
56	Deondre Buford	OL	6-4	318	RJr.	Detroit, Mich. / Martin Luther King / Kentucky
57	Ben Blevins	DL	5-11	250	RJr.^	Maineville, Ohio / La Salle
59	Jake Wheelock	OL	6-4	300	Fr.	Dayton, Ohio / Stebbins
63	Zac Clarke	OL	6-6	290	Fr.	Plainfield, Ill. / Oswego East
66	Xavier Lozowicki	OL	6-5	305	So.	Ridley Park, Pa. / IMG Academy / Maine
67	Luke Kandra	OL	6-4	323	RSr.	Cincinnati, Ohio / Elder / Louisville
69	JP Schrieber	OL	6-2	295	Fr.^	Berwyn, Pa. / St. Joseph's Prep
71	Judea Milon	OL	6-4	300	R-Jr.	Killeen, Texas / Shoemaker / Tyler Junior College
73	Aiden Pastoriza	OL	6-7	280	Fr.	Jackson, Mich. / Lumen Christi
74	Phillip Wilder	OL	6-5	315	Sr.*	Jonesboro, Ga. / Mt. Zion / Southeast Missouri State
75	John Williams	OL	6-5	320	RSr.	Bolingbrook, Ill. / Bolingbrook
77	Jonathan Harder	OL	6-4	330	RSo.	Delaware, Ohio / Olentangy Berlin
78	Grant Edgington	OL	6-3	295	RFr.^	Madeira, Ohio / Madeira
79	Ethan Green	OL	6-7	318	RSo.	Fremont, Ohio / Fremont Ross
80	Elijah Jones	WR	5-11	195	Fr.	Norristown, Pa. / St. Joseph's Prep
81	Michael Mussari	WR	6-1	200	RFr.^	Kings Mills, Ohio / Kings
82	Michael McCalmont	TE	6-3	240	RSr.^	Mason, Ohio / Mason
83	Devyn Zahursky	TE	6-4	250	Fr.	Berea, Ohio / Midpark
84	Sterling Berkhalter	WR	6-3	200	RJr.	Cincinnati, Ohio / Ga. Prep Academy / NC A&T
85	Lyviel Waters	TE	6-2	230	Fr.^	Cincinnati, Ohio / Winton Woods
86	Ayden Boykin	WR	5-9	165	Fr.^	Akron, Ohio / Archbishop Hoban
87	Gavin Grover	TE	6-6	250	Fr.	Lewis Center, Ohio / Olentangy
88	Nash Biglin	WR	6-3	200	So.^	Worthington, Ohio / Worthington Kilbourne
89	Ben Mehan	P	6-1	190	Fr.	Downingtown, Pa. / Downingtown West HS
90	Jalen Hunt	DT	6-4	308	RSr.*	Detroit, Mich. / Belleville / Michigan State
91	Drew Logan	DE	6-4	275	RSo.^	North Canton, Ohio / Hoover
92	Nick Herbst	DL	6-2	248	RJr.^	Canandaigua, N.Y. / Canandaigua / SUNY Brockport
93	Harris Adams	DL	6-3	308	RJr.	Dickson, Tenn. / Nashville Christian / Southeast Missouri State
93	Max Lemasters	K	5-6	175	RFr.	Cincinnati, Ohio / Elder
94	Keilan Smith	DT	6-3	330	RFr.^	Pickerington, Ohio / Pickerington Central
95	Lendric Barber	DL	6-3	305	Fr.	McDonough, Ga. / Ola
96	Nathan Nunn	DE	6-2	278	Fr.^	Medina, Ohio / Medina
96	Nathan Hawks	K	6-2	210	RSr.^	Enon, Ohio / Greenon / Wittenberg
97	Eric Phillips	DE	6-3	260	RSr.*	Cincinnati, Ohio / Colerain
98	Marquaze Parker	DL	6-4	265	Fr.	West Memphis, Ark. / West Memphis
99	Rob Jackson	DE	6-4	270	RJr.	Philadelphia, Pa. / Archbishop Wood

* - Using extra year of eligibility from COVID-19 pandemic; ^ - Walk-On

CINCINNATI UNOFFICIAL TWO-DEEP DEPTH CHART

OFFENSE

LT	75	John Williams	6-5	320	R-Sr.
	66	Xavier Lozowicki	6-5	305	So.
LG	54	Dartanyan Tinsley	6-4	320	R-Sr.*
OR	56	Deondre Buford	6-4	318	R-Jr
	50	Evan Tengesdahl	6-4	315	R-Fr.
C	53	Gavin Gerhardt	6-4	307	R-Sr.
	50	Evan Tengesdahl	6-4	315	R-Fr.
RG	67	Luke Kandra	6-4	323	R-Sr.
	77	Jonathan Harder	6-4	330	R-So.
RT	74	Phillip Wilder	6-5	315	Sr.*
OR	56	Deondre Buford	6-4	318	R-Jr
	79	Ethan Green	6-7	318	R-So.
TE	11	Joe Royer	6-5	255	R-Jr.
	44	Francis Sherman	6-3	240	Sr.*
	87	Gavin Grover	6-6	250	Fr.
	82	Michael McCalmont	6-3	240	Sr.*
WR	10	Jamoi Mayes	5-11	200	R-Sr.
	0	Tony Johnson	5-10	187	R-Jr.
WR	0	Tony Johnson	5-10	187	R-Jr.
	4	Tyrin Smith	5-7	165	R-Sr.*
OR	14	Barry Jackson Jr.	5-11	193	R-Fr.
WR	8	Xzavier Henderson	6-3	200	Sr.*
	84	Sterling Berkhalter	6-3	200	R-Jr.
	3	Evan Prater	6-4	202	R-Sr.
QB	2	Brendan Sorsby	6-3	228	R-So.
	16	Brady Lichtenberg	6-1	200	R-Jr.
	5	Samaj Jones	6-0	215	Fr.
RB	21	Corey Kiner	5-9	210	Sr.
	6	Evan Pryor	5-10	198	R-Jr.
	29	Manny Covey	5-10	190	R-Fr.
	24	Victor Dawson	6-0	225	R-Jr.

DEFENSE

DE	99	Rob Jackson	6-4	270	R-Jr.
	24	Darian Varnier	6-3	265	R-Sr.
	91	Drew Logan	6-4	275	R-So.
NT	2	Dontay Corleone	6-1	320	R-Jr.
	26	Cam Roetherford	6-2	280	R-So.
	40	Kamari Burns	6-4	285	R-Fr.
	93	Harris Adams	6-3	308	R-Jr.
DE	97	Eric Phillips	6-3	260	R-Sr.*
	15	Kameron Wilson	6-2	250	R-Jr.
	98	Marquaze Parker	6-4	265	Fr.
WILL	49	Jack Dingle	6-4	240	R-Jr.
	31	Simeon Coleman	6-0	230	Fr.
MIKE	7	Jared Bartlett	6-2	237	R-Sr.*
	17	Brian Simms III	6-3	228	R-Fr.
SAM	11	Jake Golday	6-4	235	R-Jr.
	22	Jonathan Thompson	6-2	230	R-So.
	44	Montay Weeden	6-1	218	Fr.
STAR	46	Antwan Peek Jr.	6-2	208	R-So.
	9	Jiquan Sanks	5-11	195	Fr.
	20	Mehki Miller	6-1	200	R-Sr.*
BCB	1	Jordan Young	6-0	197	R-Jr.
	16	Jordan Robinson	6-4	210	Jr.
FS	0	Josh Minkins Jr.	6-2	200	R-Sr.
	6	Trevon Gola-Callard	6-1	190	Jr.
	3	Kye Stokes	6-1	192	R-So.
SS	10	Derrick Canteen	5-11	197	R-Sr.*
	13	Logan Wilson	5-10	180	R-Sr.*
FCB	21	Kalen Carroll	6-0	182	R-So.
	8	Ormanie Arnold	5-9	178	R-So.

SPECIAL TEAMS

LS	43	Jayden Perry	6-3	240	R-Sr.*
	48	Weston Simmons	5-11	225	R-Fr.
H	31	Mason Fletcher	6-7	215	Sr.
	30	Max Fletcher	6-4	195	Jr.
K	96	Nathan Hawks	6-2	210	R-Sr.
	33	Carter Brown	6-0	198	Jr.
KO	96	Nathan Hawks	6-2	210	R-Sr.
P	31	Mason Fletcher	6-7	215	Sr.
	30	Max Fletcher	6-4	195	Jr.
PR	10	Jamoi Mayes	5-11	200	R-Sr.
	4	Tyrin Smith	5-7	165	R-Sr.*
	81	Michael Mussari	6-1	200	R-Fr.
KR	13	Logan Wilson	5-10	180	R-Sr.*
	29	Manny Covey	5-10	190	R-Fr.
	0	Tony Johnson	5-10	187	R-Jr.
	4	Tyrin Smith	5-7	165	R-Sr.*
	5	DJ Taylor	5-10	198	R-Sr.

* - Using NCAA's extra year of eligibility

PRONUNCIATION GUIDE

Dakarai Anderson.....dah-CAR-ee
 Ormanie Arnold.....or-MON-ee
 Joey Beljan.....BELL-Jan
 Ben Blevins.....BLEH-vins
 Deondre Buford.....Dee-ON-Dray
 Kamari Burns.....kah-MAR-ee
 Jakorion Caffey.....ja-CORE-ee-on
 Kalen Carroll.....KAY-Len
 Dontay Corleone.....Core-Lee-OWN (like the Godfather)
 Manny Covey.....CUH-vee
 Gavin Gerhardt.....GAIR-Hardt
 Trevon Gola-Callard.....TRAY-von goal-ah-call-ARD
 Xzavier Henderson.....Ex-ZAVE-Your
 Luke Kandra.....CAN-Druh
 Corey Kiner.....KYE-Ner
 Brady Lichtenberg.....LICK-Ten-Burg

Xavier Lozowicki.....LAHZ-ah-wick-ee
 Jamoi Mayes.....juh-MOY
 Michael Mussari.....muss-AIR-ee
 Marquaze Parker.....mar-QUEZ
 Keilan Smith.....Key-Lan
 Brendan Sorsby.....SOARZ-bee
 Evan Tengesdahl.....TANG-Gess-Da-Hall
 Dartanyan Tinsley.....Dar-TAN-Yan TINS-Lee

Tyson Veidt.....VITE (Rhymes with bite)
 Kerry Coombs.....Pronounced like Combs
 Nate Fuqua.....FEW-quay

HEAD COACH SCOTT SATTERFIELD | SECOND SEASON

2018 SUN BELT AND 2019 ACC COACH OF THE YEAR

Cincinnati head coach Scott Satterfield heads into his second season at the helm of the Bearcats, primed to elevate the program following the inaugural season in the Big 12 in 2023.

Hired by Cincinnati Director of Athletics John Cunningham on Dec. 5, 2022 as the 43rd head football coach at Cincinnati, Satterfield has compiled a 84-59 record (.585) in 12 years as a head coach with the Bearcats, Louisville Cardinals and Appalachian State Mountaineers.

He has earned a winning mark in seven seasons in addition to a 4-1 record in bowl games. He led the Mountaineers to three straight conference titles and four bowl appearances from 2013 to 2018 before taking over the Cardinals in 2019.

Satterfield steered the Bearcats' transition from the American Athletic Conference to the Big 12 in his first season at UC in 2023. Cincinnati's offense had 11 brand new starters for the 2023 season opener, returned only one scholarship wide receiver and featured 23 college transfers. Despite all of the turnover, the Bearcats still finished fifth in the country in rushing (217.1 ypg) and 33rd in total offense (426.1), and running back Corey Kiner authored just the 20th 1,000-yard rushing season in school history.

Right guard Luke Kandra collected All-America honors from the Associated Press and Walter Camp, while six other Bearcats grabbed all-conference honors.

In Satterfield's 11 seasons as an FBS head coach at Appalachian State, Louisville and Cincinnati, his teams have rushed for an average of 200 yards per game and finished among the nation's Top 30 rushing teams every season.

Additionally, Satterfield's offenses have been among the nation's most balanced, averaging both 200 yards passing and rushing every year since 2019.

Prior to coming to UC, Satterfield led Louisville to three bowls in four seasons. He lifted the Cardinals up from a 2-10 campaign in 2018 to an 8-5 record in his first season in 2019.

While at Louisville, he compiled a 25-24 record and saw 32 players collect All-ACC honors. Six Cardinals were selected in the NFL Draft during Satterfield's tenure as well.

In 2022, Satterfield led Louisville to a 7-5 mark and saw 13 players collect all-conference accolades. The Cardinals appeared in the College Football Playoff Rankings and beat two Top-25 teams. Louisville led the nation in total sacks (50), finished third in takeaways (30) and ranked 11th nationally and tops in the ACC in scoring defense (19.2).

The 2021 Louisville squad was led by a potent offense that averaged 31.6 points per game and ranked 21st nationally with 446.2 yards of total offense per game. Cunningham proved to be one of the country's top dual-threat quarterbacks, rushing for 1,031 yards and an ACC-leading 20 touchdowns while passing for 2,940 yards and another 19 scores.

Louisville was also explosive in 2020, leading the nation with nine plays of 60+ yards and six plays of more than 70 yards while ranking fifth in the ACC in total offense (444.2).

In 2019, Satterfield guided Louisville to the biggest turnaround in college football, increasing the Cardinals' win total by six and vaulting UofL to the Top 25 in total offense and rushing in his first year. Individually, Javian Hawkins broke the school record for rushing yards (1,525) by a running back, while wide receiver Tutu Atwell set the Louisville record for receiving yards (1,276) and tied the school mark with 12 TD catches.

Satterfield guided his alma mater to three consecutive Sun Belt Conference Championships and an impressive 51-24 record from 2013 to 2018. The Mountaineers held a 38-10 conference mark over six seasons, including a 34-6 record over five seasons in the Sun Belt.

Along the way, he became the first coach to lead a school from the FCS level to FBS and immediately earn three consecutive bowl wins. Satterfield directed Appalachian State to three straight conference titles and led the program to four straight bowl appearances.

In 2018, Satterfield led Appalachian State to a 10-2 record and an in-season ranking of No. 25 in the AP poll, capping the season with



a 30-19 victory over Louisiana to give the Mountaineers a win in the first-ever Sun Belt Conference Championship Game, securing a third-straight league title.

In 2017, during a 9-4 season that included a 7-1 run through the Sun Belt, the Mountaineers ranked among the Top 20 teams nationally in several categories, including No. 2 in fewest sacks allowed (eight).

The Mountaineers dominated both sides of the ball in 2016, finishing with a 7-1 league mark while allowing just 94 total points in eight Sun Belt games. App State led the league in scoring defense (17.0 ppg), total defense (326.0 ypg), rushing offense (245.6 ypg), turnover margin (+8) and time of possession (33:25).

The 2015 season saw the Mountaineers finish 11-2—the 11 wins marking the highest total ever by an FBS program in its first season of bowl eligibility. App State completed the transition from the FCS to FBS by ranking among the Sun Belt's top two in 19 statistical categories and defeating Ohio, 31-29, in its first-ever bowl game, the Camellia Bowl in Montgomery, Ala. The 2015 campaign came on the heels of a breakout season in 2014, when Satterfield led the Mountaineers to an impressive 7-5 record in their first full season in the FBS ranks.

Satterfield helped Appalachian State win three consecutive FCS national championships in 2005, 2006 and 2007 as the quarterbacks coach and primary play-caller.

Among his many highlights as an assistant in Boone, N.C., he mentored two-time Walter Payton Player of the Year and FCS All-American Armanti Edwards. He helped lead the Mountaineers to the historic 34-32 upset at No. 5 Michigan to open the 2007 season.

Overall, he won six conference championships as an assistant and two as a player.

Satterfield started 27 games at quarterback for Spp State. He collected first-team all-conference honors in 1995 after passing for 1,461 yards and rushing for 649 more to help lead the Mountaineers to the only undefeated, untied regular season (11-0) in school history and a 12-1 final record. He graduated with a degree in physical education in 1996.

He was an assistant coach at App State, beginning as the wide receivers coach in 1998. He moved to running backs from 1999 to 2002. From 2003 to 2008 he coached quarterbacks, including calling plays from 2004 to 2008 and serving as an integral part of the Mountaineers' transition from Power-I to spread offense in 2004.

After a one-year stint as the passing game coordinator and quarterbacks coach at Toledo in 2009 and a two-year tenure at FIU as the offensive coordinator and quarterbacks coach, Satterfield returned to coordinate the offense and coach QBs in 2012.

Satterfield and his wife, Beth, a former track and field athlete athlete at Appalachian State, have a daughter, Alli, and two sons, Bryce and Isaac.



PERSONAL INFORMATION

Born: December 21, 1972
Hometown: Durham, N.C.
Wife: Beth
Children: Alli, Bryce, Isaac
Education: Appalachian State ('96, B.S.)
Year in Coaching: 27th

PLAYING CAREER

YEAR	TEAM
1991-95	Appalachian State (Quarterback)

COACHING CAREER

YEAR	SCHOOL	POSITION
1998	Appalachian State	Wide Receivers
1999-02	Appalachian State	Running Backs
2003-08	Appalachian State	Quarterbacks
2009	Toledo	Passing Game/QBs
2010-11	FIU	OC/QBs
2012	Appalachian State	Asst. HC/OC/QBs
2013-18	Appalachian State	Head Coach
2019-22	Louisville	Head Coach
2023-	Cincinnati	Head Coach

SATTERFIELD POSTSEASONS

YEAR	SCHOOL	BOWL
1998	Appalachian State	FCS Playoffs
1999	Appalachian State	FCS Playoffs
2000	Appalachian State	FCS Playoffs
2001	Appalachian State	FCS Playoffs
2002	Appalachian State	FCS Playoffs
2005	Appalachian State	FCS Nat'l Champs
2006	Appalachian State	FCS Nat'l Champs
2007	Appalachian State	FCS Nat'l Champs
2008	Appalachian State	FCS Playoffs
2010	FIU	Little Caesar's
2011	FIU	Beef O'Brady's
2012	Appalachian State	FCS Playoffs
2015	Appalachian State	Camellia
2016	Appalachian State	Camellia
2017	Appalachian State	Dollar General
2018	Appalachian State	New Orleans
2019	Louisville	Music City
2021	Louisville	First Responder
2022	Louisville	Fenway

SATTERFIELD'S HEAD COACHING RECORD

YEAR	SCHOOL	OVERALL	CONFERENCE
2013	Appalachian State (FCS)	4-8	4-4 Southern (T4th)
2014	Appalachian State	7-5	6-2 Sun Belt (3rd)
2015	Appalachian State	11-2	7-1 Sun Belt (2nd)
2016	Appalachian State	10-3	7-1 Sun Belt (T1st)
2017	Appalachian State	9-4	7-1 Sun Belt (T1st)
2018	Appalachian State	10-2	7-1 Sun Belt (T1st, East)
2019	Louisville	8-5	5-3 ACC (2nd, Atlantic)
2020	Louisville	4-7	3-7 ACC (12th)
2021	Louisville	6-7	4-4 ACC (T4th, Atlantic)
2022	Louisville	7-5	4-4 ACC (T3rd, Atlantic)
2023	Cincinnati	3-9	1-8 Big 12
2024	Cincinnati	5-2	2-1 Big 12
TOTAL	12 SEASONS	84-59 (.585)	57-37 (.606)

SATTERFIELD ALL-TIME RESULTS



SCOTT SATTERFIELD

12 YEARS - 84-59 (.585)

2024 (3-1, 1-0 BIG 12)

Aug. 31	Towson	H	W	38-20
Sept. 7	Pitt	H	L	27-28
Sept. 14	at Miami (Ohio)	A	W	27-16
Sept. 21	Houston	H	W	34-0
Sept. 28	at Texas Tech	A	L	41-44
Oct. 12	at UCF	A	W	19-13
Oct. 19	Arizona State	H	W	24-14
Oct. 26	at Colorado	A		10:15 p.m. ET
Nov. 9	West Virginia	H		TBD
Nov. 16	at Iowa State	A		TBD
Nov. 23	at Kansas State	A		TBD
Nov. 30	TCU	H		TBD

2023 (3-9, 1-8 BIG 12)

Sept. 2	Eastern Kentucky	H	W	66-13
Sept. 9	Pittsburgh	A	W	27-21
Sept. 16	Miami (OH)	H	L	24-31 [OT]
Sept. 23	Oklahoma	H	L	6-20
Sept. 29	BYU	A	L	27-35
Oct. 14	Iowa State	H	L	10-30
Oct. 21	Baylor	H	L	29-32
Oct. 28	Oklahoma State	A	L	13-45
Nov. 4	UCF	H	L	26-28
Nov. 11	Houston	A	W	24-14
Nov. 18	West Virginia	A	L	21-42
Nov. 25	Kansas	H	L	16-49

2022 (8-5* OVERALL, 4-4 ACC)

Sept. 3	Syracuse	A	L	7-31
Sept. 9	UCF	A	W	20-14
Sept. 16	Florida State	H	L	31-35
Sept. 24	South Florida	H	W	41-3
Oct. 1	Boston College	A	L	33-34
Oct. 8	Virginia	A	W	34-17
Oct. 22	Pittsburgh	H	W	24-10
Oct. 29	[10] Wake Forest	H	W	48-21
Nov. 5	James Madison	H	W	34-10
Nov. 12	[10] Clemson	A	L	16-31
Nov. 19	[24] NC State	H	W	25-10
Nov. 26	Kentucky	A	L	13-26
Dec. 17	Cincinnati^^	N	W	24-7

^^Overall record indicates team record; did not coach in the Wasabi Fenway Bowl

2021 (6-7 OVERALL, 4-4 ACC)

Sept. 6	Ole Miss	N	L	24-43
Sept. 11	Eastern Kentucky	H	W	30-3
Sept. 17	UCF	H	W	42-35
Sept. 25	Florida State	A	W	31-23
Oct. 2	[24] Wake Forest	A	L	34-37
Oct. 9	Virginia	H	L	33-34
Oct. 23	Boston College	H	W	28-14
Oct. 30	NC State	A	L	13-28
Nov. 6	Clemson	H	L	24-30
Nov. 13	Syracuse	H	W	41-3
Nov. 18	Duke	A	W	62-22
Nov. 27	Kentucky	H	L	21-52
Dec. 28	Air Force^	N	L	28-31

^ - ServPro First Responder Bowl, Dallas, Texas

2020 (4-7 OVERALL, 3-7 ACC)

Sept. 12	Western Kentucky	H	W	35-21
Sept. 19	[17] Miami (Fla.)	H	L	34-47
Sept. 26	[21] Pittsburgh	A	L	20-23
Oct. 9	Georgia Tech	A	L	27-46
Oct. 17	[4] Notre Dame	A	L	7-12
Oct. 24	Florida State	H	W	48-16
Oct. 31	Virginia Tech	H	L	35-42
Nov. 14	Virginia	A	L	17-31
Nov. 20	Syracuse	H	W	30-0
Nov. 28	Boston College	A	L	27-34
Dec. 12	Wake Forest	H	W	45-21

2019 (8-5 OVERALL, 5-3 ACC)

Sept. 2	[9] Notre Dame	H	L	17-35
Sept. 7	Eastern Kentucky	H	W	42-0
Sept. 14	Western Kentucky	N	W	38-21
Sept. 21	Florida State	A	L	24-35
Oct. 5	Boston College	H	W	41-39
Oct. 12	[19] Wake Forest	A	W	62-59
Oct. 19	[3] Clemson	H	L	10-45
Oct. 26	Virginia	H	W	28-21
Nov. 9	Miami	A	L	27-52
Nov. 16	NC State	A	W	34-20
Nov. 23	Syracuse	H	W	56-34
Nov. 30	Kentucky	A	L	13-45
Dec. 30	Mississippi State^	N	W	38-28

^ - Music City Bowl, Nashville, Tenn.

2018 (11-2 OVERALL, 7-1 SUN BELT) • SUN BELT CHAMPS

Sept. 1	[10] Penn State	A	L	38-45 [OT]
Sept. 8	Charlotte	A	W	45-9
Sept. 15	Southern Miss			Canceled
Sept. 22	Gardner-Webb	H	W	72-7
Sept. 29	South Alabama	H	W	52-7
Oct. 9	Arkansas State	A	W	35-9
Oct. 20	Louisiana	H	W	27-17
Oct. 25	Georgia Southern	A	L	14-34
Nov. 3	NAVY *	A	W	42-0
Nov. 10	Texas State	A	W	38-7
Nov. 17	Georgia State	H	W	45-17
Nov. 24	Troy	H	W	21-10
Dec. 1	Louisiana%	H	W	30-19
Dec. 15	Middle Tennessee^	N	W	45-13

^ - did not coach in the R+L Carriers New Orleans Bowl

% - Sun Belt Championship Game

2017 (9-4 OVERALL, 7-1 SUN BELT) • SUN BELT CHAMPS

Sept. 2	[15] Georgia	A	L	10-31
Sept. 9	Savannah State	H	W	54-7
Sept. 16	Texas State	A	W	20-13
Sept. 23	Wake Forest	H	L	19-20
Oct. 7	New Mexico State	H	W	45-31
Oct. 14	Idaho	A	W	23-20
Oct. 21	Coastal Carolina	H	W	37-29
Oct. 28	Massachusetts	A	L	27-30 [2OT]
Nov. 4	Louisiana Monroe	A	L	45-52
Nov. 9	Georgia Southern	H	W	27-6
Nov. 25	Georgia State	A	W	31-10
Dec. 2	Louisiana	H	W	63-14
Dec. 23	vs. Toledo^	N	W	34-0

^ - Dollar General Bowl

2016 (10-3 OVERALL, 7-1 SUN BELT) • SUN BELT CHAMPS

Sept. 1	[9] Tennessee	A	L	13-20 [OT]
Sept. 10	Old Dominion	H	W	31-7
Sept. 17	[25] Miami (Fla.)	H	L	10-45
Sept. 24	Akron	A	W	45-38
Oct. 1	Georgia State	H	W	17-3
Oct. 12	Louisiana	A	W	24-0
Oct. 22	Idaho	H	W	37-19
Oct. 27	Georgia Southern	A	W	34-10
Nov. 5	Texas State	H	W	35-10
Nov. 12	Troy	A	L	24-28
Nov. 19	Louisiana Monroe	H	W	42-17
Nov. 26	New Mexico State	A	W	37-7
Dec. 17	Toledo^	N	W	31-28

^ - Raycom Media Camellia Bowl

2015 (11-2 OVERALL, 7-1 SUN BELT)

Sept. 5	Howard	H	W	49-0
Sept. 12	[12] Clemson	A	L	10-41
Sept. 26	Old Dominion	A	W	49-0
Oct. 3	Wyoming	W	W	31-13
Oct. 10	Georgia State	A	W	37-3
Oct. 17	Louisiana Monroe	A	W	59-14
Oct. 22	Georgia Southern	H	W	31-13
Oct. 31	Troy	H	W	44-41 [3OT]
Nov. 5	Arkansas State	H	L	27-40
Nov. 14	Idaho	A	W	47-20
Nov. 28	Louisiana	H	W	28-7
Dec. 5	South Alabama	A	W	34-27
Dec. 19	Ohio^	N	W	31-29

^ - Raycom Media Camellia Bowl

2014 (7-5 OVERALL, 6-2 SUN BELT)

Aug. 30	Michigan	A	L	14-52
Sept. 6	Campbell	H	W	66-0
Sept. 20	Southern Miss	A	L	20-21
Sept. 25	Georgia Southern	A	L	14-34
Oct. 4	South Alabama	H	L	21-47
Oct. 11	Liberty	H	L	48-55 [OT]
Oct. 18	Troy	A	W	53-14
Nov. 1	Georgia State	H	W	44-0
Nov. 8	Louisiana Monroe	H	W	31-29
Nov. 15	Arkansas State	A	W	37-32
Nov. 22	Louisiana	A	W	35-16
Nov. 29	Idaho	H	W	45-28

2013 (4-8 OVERALL, 4-4 SOCON)


Aug. 31	Montana	A	L	6-30
Sept. 7	North Carolina A&T	H	L	21-24
Sept. 21	Elon	A	W	31-21
Sept. 28	Charleston Southern	H	L	24-27
Oct. 5	The Citadel	A	L	28-31
Oct. 12	Samford	H	L	10-34
Oct. 19	Furman	A	L	10-27
Oct. 26	Georgia Southern	H	W	38-14
Nov. 2	Chattanooga	H	L	28-35
Nov. 9	Georgia	A	L	6-45
Nov. 16	Wofford	A	W	33-21
Nov. 23	Western Carolina	H	W	48-27

ASSISTANT COACHES & SUPPORT STAFF



TYSON VEIDT (F)
DEFENSIVE COORDINATOR / LINEBACKERS
FIRST SEASON • MUSKINGUM '96

- Served the previous eight years as associate head coach and linebackers coach at Iowa State.
- During that stretch, the Cyclones led the Big 12 in five defensive categories, including scoring and total defense.
- Boasted 45 All-Big 12 defenders under his watch at Iowa State.
- 2017 National Linebacker Coach of the Year by Football Scoop.
- Head coach at Bluffton from 2008-13, guiding Beavers to 40 school records after inheriting one-win team.
- He and his wife, Mandy, have a son, Teddy, and twin girls, Lamonica and Guilianna.



NIC CARDWELL (F)
ASSISTANT COACH / OFFENSIVE LINE
SECOND SEASON • APPALACHIAN STATE '08

- UC's line paved the way for 217.1 rush yards per game (No. 5 nationally), led by Second-Team All-American Luke Kandra.
- Cardwell coached the offensive line at Louisville in 2022 after two seasons in the same role at Appalachian State. He also coached tight ends for the Mountaineers.
- Louisville ranked second in the ACC and No. 22 nationally in rushing offense (200.6). He developed two All-ACC honorees in 2022.
- App State's offensive line was one of 13 semifinalists for the Joe Moore Award in 2021, where the Mountaineers ranked 12th in sacks allowed.
- He and his wife, Kira, have three children: Kai, Blakely and Brewer.




BRAD GLENN (PB)
OFFENSIVE COORDINATOR / WIDE RECEIVERS
SECOND SEASON • CLEMSON '95

- Cincinnati ranked fifth in rushing in 2023 (217.1 ypg), with Corey Kiner surpassing 1,000 yards and Luke Kandra claimig Second-Team All-America honors.
- A 29-year veteran of the coaching ranks who spent the 2022 season as the passing game coordinator and quarterbacks coach at Virginia Tech following a very successful run as the offensive coordinator and quarterbacks coach at Georgia State from 2019 to 21.
- GSU averaged a school-record 33.3 ppg in 2020 and set school records for total yards (439.8 ypg) and rushing (241.6 ypg) in 2019.
- He and his wife, Anna, have a son, Hank, and daughters, Zoey and Landry.



WALTER STEWART (F)
ASSISTANT COACH / DEFENSIVE LINE
THIRD SEASON • CINCINNATI '12

- Guided Jowon Briggs (seventh-round draft pick of Cleveland Browns) and Dontay Corleone to All-Big 12 honors in their first year in the league.
- Has coached three All-Americans over his career, including Corleone, who was PFF's top-rated defensive player in 2022.
- He has coached at UC, Temple, ECU, Florida A&M and Tennessee.
- He played for UC from 2008-12 as a defensive lineman. He was a team captain and second-team All-BIG EAST selection as a senior.
- He and his wife, Rebecca, have a daughter, Niya, and son, Nolan.



KERRY COOMBS (F)
SPECIAL TEAMS COORDINATOR / CORNERBACKS
EIGHTH SEASON (THIRD IN A ROW) • DAYTON '83

- Helped UC to fourth-best pass defense in the Big 12 (225.8 ypg).
- Coombs rejoined the UC football staff in 2022 as the CB coach and special teams coordinator. He was on staff from 2007-11, too.
- Served as UC's interim head coach for the 2022 Wasabi Fenway Bowl.
- Coombs spent 2020 and 2021 as Ohio State's defensive coordinator, returning after coaching the Buckeyes for six seasons (2012-17), where he mentored five first-round picks.
- As the head coach at Colerain High School in Cincinnati, he went to 10 state playoffs and won a state title in 2004.
- He and his wife Holly have three children, Brayden, Cortney and Dylan.



SEAN DAWKINS (F)
ASSISTANT COACH / RUNNING BACKS
FIRST SEASON • TROY '07

- Brings 15 years of running back coach experience to Cincinnati.
- Spent previous two years at Memphis, where he mentored First-Team All-AAC running back Blake Watson and Tigers were No. 14 nationally in total offense.
- Led Charlotte to No. 1 ranking in rush offense in 2019, where it also set a school record with 2,639 rush yards.
- Lone season at Austin Peay (2017) saw Governors finish 8-4 after a 1-44 stretch prior.
- Married to Suan Allen. He has two daughters, Kaaliyah Dawkins, and Hazel Highsmith.



NATE FUQUA (PB)
CO-DEFENSIVE COORDINATOR / OLBs
SECOND SEASON • WOFFORD '03

- Fuqua (pronounced FEW-quay) helped Daniel Grzesiak to Tropical Bowl All-Star Game appearance and free-agent deal with Buccaneers.
- Served as the DC and OLBs coach at Georgia State from 2017-22.
- He led some of the top defenses in GSU history, including a 2021 squad that set school records with 38 sacks and 92 TFLs.
- Coached for 12 seasons at his alma mater Wofford where he was a two-time All-American. He led the defense for three seasons, helping the Terriers to the FCS quarterfinals in 2016.
- He and his wife, Tiffany, have a daughter, Natalie Marie, and a son, Webb Kirkland.



JOSH STEPP (F)
ASSISTANT COACH / TIGHT ENDS
SECOND SEASON • NEWBERRY '07

- Powered a group decimated by injuries in 2023 to have top two players combine for 35 catches and seven touchdowns.
- Stepp comes from Louisville, where he coached tight ends and served as the recruiting coordinator in 2022. He helped lead an offense that averaged more than 400 yards per game.
- Spent six seasons at Georgia State, where he coached tight ends and running backs before he was promoted to offensive coordinator and quarterbacks coach in 2022.
- He and his wife Caryn have four daughters: Rilee Hope, Emma Paisley, Hadley James and Blakely Ryanne.



CORTNEY BRASWELL (F)
ASSISTANT COACH / INSIDE LINEBACKERS
SECOND SEASON • DALTON STATE '13

- Mentored first-year starters Jack Dingle and Jonathan Thompson to stellar seasons in 2023.
- Braswell spent the last two seasons coaching ILBs at Army following a year coaching outside linebackers at Appalachian State.
- Mentored Arik Smith, who posted 86 tackles and 10.5 tackles for loss, to be earn the Defender of the Nation Award, which honors the top defensive player on a service academy in the nation.
- Served as a defensive quality control coach on Scott Satterfield's first Louisville team that improved by six wins in 2019.
- He is married to Jasmine. He has two sons, Cayden and Isaiah.



PETE THOMAS (PB)
ASSISTANT COACH / QUARTERBACKS
SECOND SEASON • NC STATE '14

- Guided Emory Jones to Big 12 Newcomer of the Week in Week 1, as well as 2,219 yards passing and 560 rushing.
- Thomas spent four seasons on at Louisville following two seasons at Appalachian State.
- Developed Malik Cunningham to become the sixth FBS player to pass for 9,000 yards and rush for 3,000 yards in a career. Cunningham became the second QB in school history to rush for 1,000 yards in what was Thomas' first year as quarterbacks coach.
- Threw for more than 9,000 yards and 36 touchdowns, completing 61.7 percent of his passes.
- He is married to Munday Thomas.

PLAYER PROFILES - OFFENSE



17 // JOEY BELJAN

TE / R-SR.** / 6-3 / 235
HOLLAND, N.J. / DELAWARE VALLEY / WESTERN KENTUCKY

- Missed 2023 season due to knee injury.
- Played five seasons at WKU, where he was a walk-on from 2018-22 and totaled 10 touchdowns, 29 catches and 282 receiving yards for his career.
- 2021 nominee for the Burlsworth Trophy, awarded to the nation's most outstanding player who began his career as a walk-on.

CAREER RECEIVING STATISTICS

SEASON	GP	REC	YDS	TD	LONG	AVG/C
2019 (WKU)	4	0	0	0	0	0.0
2020 (WKU)	12	0	0	0	0	0.0
2021 (WKU)	14	14	91	6	32	6.5
2022 (WKU)	14	15	191	4	27	12.7
2023			DNP - Injury			
2024	1	0	0	0	0	0
TOTAL	45	29	282	10	32	9.7



84 // STERLING BERKHALTER

WR / R-JR. / 6-3 / 200
CINCINNATI, OHIO / GA. PREP ACADEMY / N.C. A&T

- Led UC with 3 catches for 60 yards against Houston.
- Slipped behind the secondary for a wide-open, career-long 61-yard TD catch in the 2024 opener vs. Towson, his first catch as a Bearcat as well.
- Played in 15 games with 13 starts over the 2021-22 seasons at North Carolina A&T, where he had 35 catches for 476 yards and two touchdowns.
- Starred at Cincinnati's Princeton HS before attending Georgia Prep Academy in Snellville, Ga.

CAREER RECEIVING STATISTICS

SEASON	GP	REC	YDS	TD	LONG	AVG/C
2021 (A&T)	4	7	62	0	40	8.9
2022 (A&T)	11	28	414	2	42	14.8
2023	2	0	0	0	0	0.0
2024	7	9	171	1	61	24.4
TOTAL	24	44	647	3	61	14.7

CAREER HIGHS *at North Carolina A&T (2021-22)

RECEPTIONS: 5, two times, last vs. Charleston Southern, 11/12/22*

RECEIVING YARDS: 90, vs. Edward Waters, 10/15/22*

RECEIVING TOUCHDOWNS: 1, three times, last vs. Towson, 8/31/24

LONG RECEPTION: 61, vs. Towson, 8/31/24



29 // MANNY COVEY

RB / R-FR. / 5-10 / 190
STARKE, FLA. / BRADFORD

- Thrust into action at Texas Tech due to injuries to first-third string RBs, rushing eight times (eight carries for his career prior).
- Two TD receptions in the fourth quarter: 71-yard screen pass and sideline jump ball in endzone.
- First UC running back with two touchdown catches since 2012.
- Redshirted last year; three-star running back out of 1A program in NE Florida.

CAREER RUSHING STATISTICS

SEASON	GP	ATT	YDS	TD	LONG	AVG/C
2024	7	17	62	0	11	3.6
TOTAL	7	17	62	0	11	3.6

CAREER HIGHS

RUSH ATTEMPTS: 8, at Texas Tech, 9/21/24

RUSH YARDS: 26, vs. Towson, 8/31/24

LONG RUSH: 11, vs. Towson, 8/31/24

CAREER RECEIVING STATISTICS

SEASON	GP	REC	YDS	TD	LONG	AVG/C
2024	6	8	119	2	71	14.9
TOTAL	6	8	119	2	71	14.9

CAREER HIGHS

RECEPTIONS: 6, at Texas Tech, 9/21/24

RECEIVING YARDS: 100, at Texas Tech, 9/21/24

RECEIVING TOUCHDOWNS: 2, at Texas Tech, 9/21/24

LONG RECEPTION: 71, at Texas Tech, 9/21/24



53 // GAVIN GERHARDT

OL / R-SR. / 6-4 / 300
XENIA, OHIO / XENIA

- Has started all seven games at center.
- Leads all UC offensive linemen with 36 knockdowns.
- One of four team captains in 2023 and 2024.
- Catalyst behind UC ranking fifth nationally in rushing (217.1 ypg) and 33rd in total offense (426.1 ypg) in 2023.
- Third-highest rated center in Big 12 by PFF and sixth nationally for run-grade blocking (79.7) in 2023.

PLAYER PROFILES - OFFENSE



8 // XZAVIER HENDERSON

WR / SR.* / 6-3 / 200
MIAMI, FLA. / COLUMBUS / FLORIDA

- 6.0 catches per game ranks fifth in Big 12.
- Both catches in the Houston game went for scores; second multi-TD game of career.
- Five 100-yard receiving games at UC and six for his career, which included 110 against national champion Georgia in 2022 while at Florida.
- Career-year as the No. 1 receiver and primary kick returner in 2023.
- Appeared in 35 games over the 2020-22 seasons at Florida, leading UF in his final year with 38 catches for 410 yards and two touchdowns.
- U.S. Army All-American Bowl participant in high school, and his brother, C.J. Henderson, was a 2020 NFL Draft first round pick and currently plays for Houston.

CAREER RECEIVING STATISTICS

SEASON	GP	REC	YDS	TD	LONG	AVG/C
2020 (UF)	10	9	148	1	43	16.4
2021 (UF)	13	26	277	2	35	10.7
2022 (UF)	11	38	410	2	78	10.8
2023	12	58	782	3	55	13.5
2024	7	42	541	4	42	12.9
TOTAL	53	173	2158	12	78	12.5

CAREER KICK RETURN STATISTICS

SEASON	GP	ATT	YDS	TD	LONG	AVG/R
2020 (UF)	10	0	0	0	0	0
2021 (UF)	13	3	26	0	14	8.6
2022 (UF)	11	7	111	0	23	15.9
2023	12	12	212	0	37	17.7
TOTAL	46	22	349	0	37	15.9

CAREER HIGHS *At Florida (2020-22)

RECEPTIONS: 12, vs. Miami (OH) 9/16/23
RECEIVING YARDS: 149, vs. ECU 9/2/23
RECEIVING TOUCHDOWNS: 2, two times, last vs. Houston, 9/21/24
LONG RECEPTION: 78, vs. Georgia 10/29/22*
LONG PUNT RETURN: 48, vs. Missouri 10/8/22*
LONG KICK RETURN: 37, vs. Baylor 10/21/23



0 // TONY JOHNSON

WR / R-JR. / 5-10 / 187
OCALA, FLA. / VANGUARD / FLORIDA ATLANTIC

- Season-highs of 8 catches for 76 yards, and his third touchdown, in win at UCF; homecoming for the Ocala native.
- Caught five passes for 61 yards and a touchdown at Texas Tech.
- Scored his first UC touchdown on a 5-yard grab in the first quarter of the Pitt game.
- Spent 2021-23 seasons at Florida Atlantic, going from walk-on to starter.
- Tallied 60 catches for 669 yards and seven TDs over his 25 career games.
- 2023 Burlsworth Award nominee
- Started 12 games in 2023 and had his first 100-yard game against USF (131 yards).

CAREER RECEIVING STATISTICS

SEASON	GP	REC	YDS	TD	LONG	AVG/C
2021 (FAU)	1	0	0	0	0	0.0
2022 (FAU)	12	23	258	3	37	11.2
2023 (FAU)	12	37	411	4	72	11.1
2024	7	24	238	3	21	9.9
TOTAL	32	84	907	10	72	10.8

CAREER HIGHS *at FAU (2021-23)

RECEPTIONS: 8, two times, last at UCF, 10/12/24
RECEIVING YARDS: 131, at South Florida, 10/14/23*
RECEIVING TOUCHDOWNS: 2, vs. Monmouth, 9/2/23*
LONG RECEPTION: 72, vs. Monmouth 9/2/23*



67 // LUKE KANDRA

OL / R-SR. / 6-4 / 320
CINCINNATI, OHIO / ELDER / LOUISVILLE

ALL-BIG 12 TEAM OF THE WEEK (WEEK 1, 3)
2024 PRESEASON ALL-BIG 12
2023 ALL-BIG 12 FIRST TEAM (AP)
2023 WALTER CAMP ALL-AMERICA SECOND TEAM
2023 ASSOCIATED PRESS ALL-AMERICA THIRD TEAM

- Has started all seven games at right guard, ranks second on the team with 32 knockdowns.
- 77.8 PFF grade leads all Big 12 guards.
- One of four team captains for 2024.
- Ranked as the nation's third-best Power Five guard (81.8) according to PFF in 2023.
- Started all 12 games at right guard in 2023.
- Led the Bearcats with 79 knockdowns and a 92% grade from the coaches, rating as UC's top offensive lineman in 10 of 12 games
- Led UC to fifth-best rushing attack nationally (217.1 ypg).
- Redshirted at Louisville in 2020 and played next two years, starting twice in 2022.
- Already graduated with his bachelor's degree in interdisciplinary studies and will earn his MBA in December.
- Kandra and his wife, Alex Smith, got married in August 2024.
- In June, he threw out the ceremonial first pitch at a Cincinnati Reds game alongside women's basketball star Jillian Hayes as part of the "Reigns and Reds" promotion to raise funds for Cincy Reigns, the official NIL Collective of Cincinnati Athletics.

PLAYER PROFILES - OFFENSE



21 // COREY KINER

RB / SR. / 5-9 / 210

CINCINNATI, OHIO / ROGER BACON / LSU

ALL-BIG 12 TEAM OF THE WEEK (WEEK 2)

- Seventh in Big 12 with 85.4 rushing yards per game.
- 102 rushing yards against Arizona State gave him three 100-plus games on the year and made him 15th Bearcat with 2,000 yards at Cincinnati.
- Left Texas Tech game in the first quarter due to injury, returned at UCF and rushed for 83 yards to help lead the Bearcats to a win.
- 44-yard touchdown in first quarter vs. Houston was his longest-career score.
- Ran for 149 yards on 20 carries against Pitt, including three of 25-plus yards, then followed it with 126 yards on 21 attempts in the Miami (OH) road win.
- Boasted the 20th 1,000-yard rushing season in UC history last year.
- Had six 100-yard rushing performances in 2023 and has 10 for his career.
- Earned valuable reps as a true freshman at LSU with 320 yards and two TDs.
- Mr. Football in Ohio in 2020 and consensus four-star prospect.

CAREER RUSHING STATISTICS

SEASON	GP	ATT	YDS	TD	LONG	AVG/C
2021 (LSU)	11	79	320	2	26	4.1
2022	10	81	362	5	52	4.5
2023	12	192	1047	5	68	5.5
2024	7	106	598	2	46	5.6
TOTAL	40	458	2327	14	68	5.1

CAREER RECEIVING STATISTICS

SEASON	GP	REC	YDS	TD	LONG	AVG/C
2021 (LSU)	11	2	10	0	6	5.0
2022	10	2	2	0	1	1.0
2023	12	12	49	0	16	4.1
2024	7	7	63	0	13	9.0
TOTAL	40	23	124	0	16	5.4

CAREER HIGHS

RUSH ATTEMPTS: 23, at Houston 11/11/23

RUSH YARDS: 153, at Pittsburgh 9/9/23


RUSH TOUCHDOWNS: 2, at Houston 11/11/23

LONG RUSH: 68, at Pittsburgh 9/9/23

RECEPTIONS: 3, at BYU 9/29/23, vs. Oklahoma 9/23/23

RECEIVING YARDS: 37, vs. Oklahoma 9/23/23

LONG RECEPTION: 16, vs. Oklahoma 9/23/23



16 // BRADY LICHTENBERG

QB / R-JR. / 6-1 / 200

TOLEDO, OHIO / ST. JOHN'S JESUIT

- Primary backup quarterback in 2023, seeing action in seven games and making one start vs. West Virginia.
- First career collegiate touchdown pass came against Eastern Kentucky last season.
- Saw most action vs. Oklahoma State last year, completing 5-of-9 passes.

CAREER PASSING STATISTICS

SEASON	GP	COMP	ATT	PCT	YDS	TD	INT	LONG	AVG/P
2022	2	0	0	0	0	0	0	0	0
2023	7	19	34	55.9	252	2	1	65	13.3
2024	2	3	4	75.0	25	0	0	10	8.3
TOTAL	11	22	38	57.9	277	2	1	65	12.6

CAREER HIGHS

PASSING ATTEMPTS: 9, at Oklahoma State 10/28/23

PASSING COMPLETIONS: 5, at Oklahoma State 10/28/23

PASSING YARDS: 93, vs. ECU 9/2/23

PASSING TOUCHDOWNS: 1, vs. ECU 9/2/23, at Oklahoma State 10/28/23

LONGEST PASS: 65, vs. ECU 9/2/23



10 // JAMOI MAYES

WR / R-SR. / 5-11 / 200

GRIFFIN, GA. / GRIFFIN / CHATTANOOGA

- Tight-roped the sideline on a 52-yard catch-and-run to open UC's scoring in the first quarter versus Pitt; his first TD as a Bearcat.
- Played at Chattanooga from 2020-23, which included COVID spring season.
- Named First-Team All-SoCon in 2023 after his breakout, 1,037-yard season.
- Helped Mocs to their deepest FCS playoff run since 2016.
- High school state champion in track.

CAREER RECEIVING STATISTICS

SEASON	GP	REC	YDS	TD	LONG	AVG/C
2020 (CHAT)	4	9	165	1	42	18.3
2021 (CHAT)	10	15	250	0	41	16.7
2022 (CHAT)	11	37	511	4	34	13.8
2023 (CHAT)	13	62	1037	4	70	16.7
2024	7	19	237	1	52	12.5
TOTAL	45	147	2259	10	70	15.4

CAREER HIGHS *At Chattanooga (2020-23)

RECEPTIONS: 9, at Mercer 10/14/23*

RECEIVING YARDS: 121, vs. Mercer 10/22/22*

RECEIVING TOUCHDOWNS: 2, vs. ETSU 10/21/23*

LONGEST RECEPTION: 70, vs. Furman 11/4/23*



3 // EVAN PRATER

WR / R-SR. / 6-4 / 202

CINCINNATI, OHIO / WYOMING

- Former QB who appeared at wide receiver in 11 games in 2023, making first start at WVU where he had a career-long 22-yard catch.
- Caught a two-point conversion against Baylor and had two receptions at OSU.
- Transitioned to wide receiver in Spring 2023 after totaling 461 passing yards and 275 rushing yards with six total touchdowns in 17 games at quarterback from 2020-22.
- Named the 33rd Ohio Mr. Football in 2019. Prater is the fifth winner of Ohio's Mr. Football award to play for Cincinnati, including Corey Kiner (2020), Michael Warren II (2016), Ben Mauk (2002) and Akise Teague (2010).

CAREER RECEIVING STATISTICS

SEASON	GP	REC	YDS	TD	LONG	AVG/C
2023	11	12	114	0	22	9.5
2024	7	0	0	0	0	0
TOTAL	18 (35)*	12	114	0	22	9.5

*Has played in 35 career games - 17 at QB and 18 at WR.

CAREER HIGHS

RECEPTIONS: 3, vs. ECU 9/2/23

RECEIVING YARDS: 31, vs. ECU 9/2/23

LONGEST RECEPTION: 22, at West Virginia 11/18/23

PLAYER PROFILES - OFFENSE



6 // EVAN PRYOR

RB / R-JR. / 5-10 / 198

CORNELIUS, N.C. / WILLIAM AMOS HOUGH / OHIO STATE

- Has five rushes of at least 30 yards this season, and 3 of his 4 touchdowns this year have been for 55-plus yards, the last vs. Arizona State.
- He has accounted for 3 of UC's 5 longest plays from scrimmage this year.
- Career-long 65-yard touchdown run in fourth quarter at Miami (OH), besting his then-long 64-yard score in the opener vs. Towson.
- Spent 2021-23 seasons at Ohio State, rushing for 147 yards on 40 carries with one touchdown.
- Missed all of 2022 due to injury.
- Nation's No. 2 all-purpose back in the Class of 2021 and topped out at 10.84 in the 100-meter as a track athlete.

CAREER RUSHING STATISTICS

SEASON	GP	ATT	YDS	TD	LONG	AVG/C
2021 (OSU)	4	21	98	1	16	24.5
2023 (OSU)	4	19	49	0	6	12.3
2024	6	31	307	4	65	9.9
TOTAL	15	71	454	5	65	6.4

CAREER HIGHS *At Ohio State (2021-23)

RUSH ATTEMPTS: 16, at Indiana 10/23/21*

RUSH YARDS: 105, vs. Towson, 8/31/24

RUSH TOUCHDOWNS: 1, four times, last at Texas Tech, 9/28/24

LONG RUSH: 65, at Miami (OH), 9/14/24



11 // JOE ROYER

TE / R-JR. / 6-5 / 255

CINCINNATI, OHIO / ELDER / OHIO STATE

- Second-ranked tight end in the Big 12 according to PFF (74.0).
- Career-high eight catches (84 yards) in road win at UCF; four of them for first downs. Followed then-career-high seven catches at Texas Tech.
- Leads all Big 12 tight ends in catches (32) and receiving yards (387).
- Streaked over the middle for a 16-yard catch-and-run score in the third quarter versus Pitt; his first-career touchdown.
- His five-catch, 89-yard UC debut included hurdling a Towson defender in the open field.
- Was electric all offseason, including four TD catches in a long fall scrimmage.
- Appeared in 14 games and made four catches for Ohio State from 2021-23.
- Had a catch against Georgia in the 2022 CFP Semifinal.
- Consensus four-star prospect out of Cincinnati's Elder High School.

CAREER RECEIVING STATISTICS

SEASON	GP	REC	YDS	TD	LONG	AVG/C
2021	5	1	9	0	9	9.0
2022	5	2	10	0	9	5.0
2023	4	1	5	0	5	5.0
2024	7	32	387	2	38	12.1
TOTAL	21	36	411	2	38	11.4

CAREER HIGHS

RECEPTIONS: 8, at UCF, 10/12/24

RECEIVING YARDS: 89, vs. Towson, 8/31/24

LONGEST RECEPTION: 38, vs. Towson, 8/31/24



2 // BRENDAN SORSBY

QB / R-SO. / 6-3 / 228

DENTON, TEXAS / LAKE DALLAS / INDIANA

BIG 12 NEWCOMER OF THE WEEK (SEPT. 2, SEPT. 30)

- Second in Big 12 with 152.1 passer rating and 67.2 completion percentage; went first 148 attempts without an interception this season.
- Completed 10 straight passes to start the second half at UCF, finished the half 12-of-13 with 120 yards and a touchdown.
- Threw for career-highs of 426 yards and four TDs at Texas Tech. The yardage was the ninth-most in program history and most since Gunner Kiel in 2015.
- 478 yards of total offense at TTU is the most by a Big 12 QB this season.
- Completed 12-straight passes against Houston, the most by a Bearcat since Ben Bryant in Sept. 2022 against Miami (OH).
- Career-high 383 yards in the opener were the most by a Bearcat in his UC debut since Kiel's 418 in 2014 versus Toledo.
- His 681 yards passing are the most by a Bearcat through his first two games since Gunner Kiel in 2014 (689).
- Fourth-career three-touchdown passing game against Pitt (other three were at IU in 2023 against Penn State, Illinois and Purdue).
- Made seven starts at Indiana in 2023.
- Career-high 289 passing yards and three TDs at Illinois. Also ran for 53 yards and two scores against the Fighting Illini.
- Threw a 90-yard touchdown at Penn State among his 269-yard, 3-TD game.

CAREER PASSING STATISTICS

SEASON	GP	COMP	ATT	PCT	YDS	TD	INT	LONG	AVG/P
2022 (IU)	1	3	6	50.0	8	0	1	9	2.7
2023 (IU)	10	135	237	57.0	1587	15	5	90	11.8
2024	7	156	232	67.2	1928	13	4	71	12.4
TOTAL	18	294	475	61.9	3523	28	10	90	12.0

CAREER HIGHS *At Indiana (2022-23)

PASSING ATTEMPTS: 45, at Texas Tech, 9/21/24

PASSING COMPLETIONS: 31, at Texas Tech, 9/21/24

PASSING YARDS: 426, at Texas Tech, 9/21/24

PASSING TOUCHDOWNS: 4, at Texas Tech, 9/21/24

LONGEST PASS: 90, at Penn State, 10/28/23*



4 // TYRIN SMITH

WR / R-SR. / 5-7 / 165

CIBOLO, TEXAS / CIBOLO STEELE / CISCO COLLEGE / UTEP

- Has appeared in four games, tallying four receptions for 32 yards.
- Played only four games in 2023 before suffering an injury.
- Led UTEP in receptions (71), receiving yards (1,039) and touchdown catches (seven) in 2022, collecting honorable mention Conference USA accolades.
- Had four 100-yard games that season and another in 2021.
- Played the 2020 season at Cisco College in Texas.

CAREER RECEIVING STATISTICS

SEASON	GP	REC	YDS	TD	LONG	AVG/C
2021 (UTEP)	13	33	570	4	55	17.9
2022 (UTEP)	12	71	1039	7	76	14.6
2023 (UTEP)	4	19	191	1	24	10.1
2024	4	4	32	0	13	8.0
TOTAL	33	127	1832	12	76	14.4

CAREER HIGHS *At UTEP (2021-23)

RECEPTIONS: 10, vs. Middle Tennessee, 10/29/22

RECEIVING YARDS: 183, at New Mexico, 9/17/22

RECEIVING TOUCHDOWNS: 2, at Charlotte, 10/1/22

LONGEST RECEPTION: 76, at New Mexico, 9/17/22

PLAYER PROFILES - OFFENSE



54 // DARTANYAN TINSLEY

OL / R-SR.* / 6-4 / 320
OWENSBORO, KY. / OWENSBORO / KENTUCKY CHRISTIAN
ALL-BIG 12 TEAM OF THE WEEK (WEEK 3)

- Suffered injury against Miami (OH) and missed three games before returning to start against Arizona State.
- Started all 12 games at left guard in 2023, combining with All-American Luke Kandra to help UC to the fifth-best run game in the country (217.1 ypg).
- NFL prospect who has the biggest hands on the team.
- Appeared in 10 games as a backup on the offensive line and a special teams contributor in 2022.
- Transferred to Cincinnati after he collected First Team All-National Christian College Athletic Association (NCCAA) honors in 2020-21 and First Team All-Mid-South Conference Appalachian Division accolades in back-to-back seasons for Kentucky Christian.



74 // PHILIP WILDER

OL / SR.* / 6-5 / 315
JONESBORO, GA. / MT. ZION / SOUTHEAST MISSOURI STATE

- Earned first starts the last four games, with the first three for Dartanyan Tinsley.
- Appeared in seven games as a backup offensive tackle in 2023.
- Played in 18 games over the 2020-22 seasons at SE Missouri State, including helping the team to an OVC title share in 2022.



7 // CHANCE WILLIAMS

RB / JR. / 5-8 / 190
BATON ROUGE, LA. / SCOTLANDVILLE / GRAMBLING STATE

- Played 2022-23 seasons at Grambling State, which included a Second-Team All-SWAC campaign in 2023.
- Had 15 catches for 135 yards to complement an 878-yard, six-touchdown rushing season.
- Posted 106 yards on only seven carries at LSU.

CAREER RUSHING STATISTICS

SEASON	GP	ATT	YDS	TD	LONG	AVG/R
2022 (GSU)	11	57	223	2	22	3.9
2023 (GSU)	11	148	878	6	61	5.9
2024	4	15	67	0	16	4.5
TOTAL	26	219	1162	8	61	5.3

CAREER HIGHS *At Grambling State (2022-23)
RUSH ATTEMPTS: 19, 2×, last vs. Southern, 11/25/23*
RUSH YARDS: 174 vs. Texas Southern, 9/23/23*
RUSH TOUCHDOWNS: 2, vs. Bethune-Cookman, 10/28/23*
LONG RUSH: 61 vs. Bethune-Cookman, 10/28/23*



75 // JOHN WILLIAMS

OL / R-SR. / 6-5 / 320
BOLINGBROOK, ILL. / BOLINGBROOK HS

- Has started all seven games at left tackle.
- Has played the most snaps among offensive linemen (483) while also allowing the fewest amount of pressures (one).
- Pass blocking grade of 88.3 according to PFF ranks second among Big 12 tackles.
- Aerospace engineering major.
- Started all 12 games at left tackle in 2023.
- Appeared in all 12 games in 2022 and started the first three of the 2021 CFP year.
- One of six players to earn Iron Bearcat honors for 2024 winter workout performance.

PLAYER PROFILES - DEFENSE



7 // JARED BARTLETT

LB / R- SR.* / 6-2 / 237

MIAMI, FLA. / COLLINS HILL (GA.) / WEST VIRGINIA

- Combined with Jake Golday on the game-ending sack at UCF.
- Tied with Antwan Peek Jr. for team lead in tackles (37); leads with 7 TFLs and 4.5 sacks.
- Played in 49 games at West Virginia, totaling 135 tackles and 21.0 tackles for loss.
- 2022 and 2023 Iron Mountaineer Award winner, presented to the most outstanding performers in WVU's offseason strength and conditioning program.
- Earned Bronko Nagurski National Defensive Player of the Week honors in 2021 after a three-sack performance vs. Virginia Tech.
- Brother of former Pittsburgh Steelers defensive lineman Stephon Tuitt.

CAREER DEFENSE STATISTICS

SEASON	GP	SOLO	ASST	TOTAL	TFL	SACKS	INT	PD	FF	FR
2019 (WVU)	4	5	4	9	0	0	0	0	0	0
2020 (WVU)	10	11	8	19	5.5	3.5	0	1	1	0
2021 (WVU)	13	15	16	31	6.0	3.5	0	0	1	1
2022 (WVU)	10	15	11	26	3.5	2.5	0	0	0	0
2023 (WVU)	13	27	22	49	6.0	4.5	0	1	0	1
2024	7	18	19	37	7.0	4.5	0	2	1	0
TOTAL	56	91	81	172	28.0	18.5	0	4	3	2

CAREER HIGHS *At West Virginia (2019-23)

TACKLES: 7, 2x, last vs. Arizona State, 10/19/24

TACKLES FOR LOSS: 3, vs. Virginia Tech, 9/18/21

SACKS: 3, vs. Virginia Tech, 9/18/21



40 // KAMARI BURNS

DE / R-FR. / 6-4 / 285

COLUMBUS, OHIO / LINCOLN

- Earned first start in 2024 opener vs. Towson; redshirted in 2023.
- Top-75 defensive line prospect in his class.

CAREER DEFENSE STATISTICS

SEASON	GP	SOLO	ASST	TOTAL	TFL	SACKS	INT	PD	FF	FR
2024	3	0	2	2	0	0	0	0	0	0
TOTAL	3	0	2	2	0	0	0	0	0	0



10 // DERRICK CANTEEN

S / R-SR.* / 5-11 / 197

EVANS, GA. / EVANS / GEORGIA SOUTHERN / VIRGINIA TECH

- Big 12's third-rated safety (80.8) behind teammate Antwan Peek Jr. by PFF.
- Credits military family background for his character on and off the field.
- Three pass breakups in the Pitt game and endzone interception against Miami (OH).
- Voted one of four team captains for the 2024 season.
- Made three starts in 2023 at Virginia Tech; helping VT rank among in top-20 nationally in three defensive categories.
- Earned All-Sun Belt honors in 2020 and 2022 at Georgia Southern and was a 2020 Freshman All-American for the Eagles.
- Made 25 starts at GSU with 117 tackles, 21 PBUs and seven INTs there.

CAREER DEFENSE STATISTICS

SEASON	GP	SOLO	ASST	TOTAL	TFL	SACKS	INT	PD	FF	FR
2019 (GSU)	3	0	0	0	0	0	0	0	0	0
2020 (GSU)	13	34	14	48	0.5	0	6	16	1	1
2021 (GSU)	2	3	2	5	0	0	0	0	0	0
2022 (GSU)	11	39	25	64	2.0	1	1	12	0	0
2023 (VT)	13	23	20	43	2.0	0	1	6	1	0
2024	7	17	12	29	1.5	0	1	4	1	0
TOTAL	49	116	73	189	6.0	1	9	38	3	1

CAREER HIGHS *At Georgia Southern (2019-22) or Virginia Tech (2023)

TACKLES: 12, vs. James Madison, 10/15/22*

INTERCEPTIONS: 2 vs. Troy, 11/7/20*



21 // KALEN CARROLL

CB / R-SO. / 6-0 / 182

INDIANAPOLIS, IND. / CENTER GROVE

- Recorded first-career TFL in the Houston shutout.
- Has started all six games at cornerback.
- First-career start came in 2023 against UCF; tallied two tackles and two PBUs.
- Redshirted in 2022.

CAREER DEFENSE STATISTICS

SEASON	GP	SOLO	ASST	TOTAL	TFL	SACKS	INT	PD	FF	FR
2023	8	7	5	12	0	0	0	5	0	0
2024	7	10	3	13	1.0	0	0	1	0	0
TOTAL	15	17	8	25	1.0	0	0	6	0	0

CAREER HIGHS

TACKLES: 4, vs. Kansas 11/25/23

PASS BREAKUPS: 2, vs. UCF (11/4/23) and at Houston (11/11/23)

PLAYER PROFILES - DEFENSE



2 // DONTAY CORLEONE

DT / R-JR. / 6-1 / 320
CINCINNATI, OHIO / COLERAIN

2023 ALL-BIG 12 SECOND TEAM, AP FIRST TEAM ALL-AMERICAN
2022 ALL-AAC FIRST TEAM, AP THIRD TEAM ALL-AMERICAN

- Career-best two sacks in road win at UCF.
- Highest-graded interior defensive lineman in the Big 12 according to PFF (79.4).
- PFF National Team of the Week honoree after his 89.9 grade at Texas Tech.
- Made season debut against Pitt and recorded six tackles with one for loss.
- Named to Bruce Feldman's "Freaks List" for the second straight season.
- One of four 2024 team captains, started all 12 games at NT last season.
- Given the nickname "The Godfather" by fans when he committed to UC.
- Has his own pulled-pork-topped hamburger, "The Godfather", at Bucketheads in Cincinnati. Also has a "Godfather" pizza at Mio's right next to campus.
- Finished as the nation's highest-graded defensive player by PFF (93.8) in 2022 and recorded a single-season run defense grade (94.7) that was best since 2019.

CAREER DEFENSE STATISTICS

SEASON	GP	SOLO	ASST	TOTAL	TFL	SACKS	INT	PD	FF	FR
2022	11	19	26	45	5.5	3.0	0	0	2	2
2023	12	22	17	39	6.5	3.0	0	1	1	0
2024	6	11	10	21	4.5	3.0	0	0	0	0
TOTAL	29	52	53	105	16.5	9.0	0	1	3	2

CAREER HIGHS

TACKLES: 11, vs. Navy 11/5/22

TACKLES FOR LOSS: 2, two times, last at UCF, 10/12/24

SACKS: 2 at UCF, 10/12/24



49 // JACK DINGLE

LB / R-SO. / 6-4 / 238
LOUISVILLE, KY. / TRINITY

- Named to Bruce Feldman's "Freaks List".
- Third member of his family to play at Cincinnati — Father Nate was a standout defensive lineman from 1990-93, a captain as a senior in 1993, who played in the NFL, and brother, Jacob, played safety from 2019-22.
- Started 11 of 12 games at middle linebacker in 2023 and was an Iron Bearcat in Winter 2024 for his workout performance.
- Made four stops with a TFL and PBU vs. UCF despite playing with cast on his hand.
- Backup linebacker and special teamer who played in 12 games and tallied 13 tackles with a half-TFL in 2022.

CAREER DEFENSE STATISTICS

SEASON	GP	SOLO	ASST	TOTAL	TFL	SACKS	INT	PD	FF	FR
2022	12	0	13	13	0.5	0	0	0	0	0
2023	12	28	25	53	5.0	1	0	1	0	2
2024	7	14	14	28	0.0	0	0	0	0	0
TOTAL	31	42	52	94	5.5	1	0	1	0	2

CAREER HIGHS

TACKLES: 7, four times, last at Oklahoma State 10/28/23

TACKLES FOR LOSS: 2, at Pittsburgh 9/9/23

SACKS: 1, at Pittsburgh 9/9/23



6 // TREVON GOLA-CALLARD

S / JR. / 6-1 / 190
LAS VEGAS, NEV. / PALO VERDE / SOUTHERN UTAH

ALL-BIG 12 TEAM OF THE WEEK (WEEK 3)

- Has appeared in all seven games this season, making presence known with consecutive big plays against Miami (OH).
- Played in 11 games for Southern Utah in 2023, tallying 70 tackles, six pass breakups, and two interceptions.
- Named All-UAC by Phil Steele.
- Two double-digit tackle performances, including a high of 12 stops against Central Arkansas.
- Recorded 47 tackles for University of Mary in 2022, playing in 10 games.

CAREER DEFENSE STATISTICS

SEASON	GP	SOLO	ASST	TOTAL	TFL	SACKS	INT	PD	FF	FR
2022	10	33	14	47	0.5	0	2	4	0	0
2023	11	42	28	70	5.5	1	2	6	1	0
2024	7	6	2	8	1.0	0	0	2	0	1
TOTAL	28	81	44	125	7.0	1	4	12	1	1

CAREER HIGHS *At Southern Utah (2023)

TOTAL TACKLES: 12, vs. Central Ark. 9/30/23

TOTAL SACKS: 1, vs. Lincoln (CA) 11/4/23

TACKLES FOR LOSS: 1.5, three times, last at Utah Tech 11/18/23

TOTAL INTERCEPTIONS: 1, four times, last at Utah Tech 11/18/23



11 // JAKE GOLDAY

LB / R-JR. / 6-4 / 240
ARLINGTON, TENN. / ARLINGTON / CENTRAL ARKANSAS

BIG 12 NEWCOMER OF THE WEEK (WEEK 7)
PPF BIG 12 TEAM OF THE WEEK (WEEK 8)

- Fifth-highest PFF grade among all FBS linebackers (84.7).
- Named Big 12 Newcomer of the Week following his performance at UCF.
- Absolute force in road win at UCF; recovering his own forced fumble deep in UCF territory early in the game among a 2.5 TFL, 1.5-sack performance.
- Had 1.5 TFLs at Texas Tech.
- Season-high seven tackles in the Houston shutout.
- One of seven defenders to earn first start at UC in the season opener vs. Towson.
- Played 2021-23 seasons at Central Arkansas.
- Posted team-high 84 tackles in 2023 as well as 7.0 TFL and 4.5 sacks.

CAREER DEFENSE STATISTICS

SEASON	GP	SOLO	ASST	TOTAL	TFL	SACKS	INT	PD	FF	FR
2021 (UCA)	4	2	2	4	0.5	0.5	0	0	0	0
2022 (UCA)	11	20	17	37	5.5	1.0	0	0	1	0
2023 (UCA)	11	29	55	84	7.0	4.5	0	0	1	2
2024	7	13	22	35	5.0	1.5	0	0	1	1
TOTAL	34	64	97	161	18.0	7.5	0	0	3	3

CAREER HIGHS *At Central Arkansas (2021-23)

TACKLES: 14, at Austin Peay 11/18/23

TACKLES FOR LOSS: 2.5, at UCF, 10/12/24

SACKS: 1.5, two times, last at UCF, 10/12/24

PLAYER PROFILES - DEFENSE



99 // ROB JACKSON

DE / R-JR. / 6-4 / 270
PHILADELPHIA, PA. / ARCHBISHOP WOOD

- Missed two straight games due to injury, but returned to action at Texas Tech.
- Made first-career start in the 2024 opener vs. Towson and earned another against Pitt.
- Rotational defensive end who appeared in career-high eight games in 2023.
- Had three tackles, including one for loss, at West Virginia in 2023.
- Appeared in seven games over the 2021-22 seasons, redshirting in 2021.

CAREER DEFENSE STATISTICS

SEASON	GP	SOLO	ASST	TOTAL	TFL	SACKS	INT	PD	FF	FR
2021	3	2	0	2	0	0	0	0	0	0
2022	4	1	3	4	0	0	0	0	0	0
2023	8	1	7	8	2.0	0	0	0	0	0
2024	5	3	4	7	0	0	0	0	0	0
TOTAL	20	7	14	21	2.0	0	0	0	0	0

CAREER HIGHS

TACKLES: 3, at West Virginia, 11/18/23
TACKLES FOR LOSS: 1, at West Virginia, 11/18/23



20 // MEHKI MILLER


STAR / R-SR.* / 6-1 / 200
PARK FOREST, ILL. / RICH CENTRAL / MIAMI (OH) / NM STATE

- Appeared in 26 games for NM State over the 2022-23 seasons, including a 57-yard pick-six against WKU in 2023.
- Played the 2019-21 seasons at Miami (Ohio), where he was teammates with 2022 Cincinnati consensus All-American Ivan Pace.
- Top track performer in high school in the triple jump and relay teams.

CAREER DEFENSE STATISTICS

SEASON	GP	SOLO	ASST	TOTAL	TFL	SACKS	INT	PD	FF	FR
2019 (MIA)	1	0	1	1	0	0	0	1	0	0
2020 (MIA)	3	3	3	6	0	0	0	0	0	0
2021 (MIA)	9	5	1	6	1	0	0	0	0	0
2022 (NMSU)	12	21	7	28	1	1	0	5	0	0
2023 (NMSU)	14	35	25	60	1	0	2	6	0	0
2024	7	8	8	16	1	0	0	0	0	0
TOTAL	49	72	44	116	4.0	1	2	12	0	0

CAREER HIGHS *At Miami (Ohio) (2019-21) or New Mexico State (2022-23)
TACKLES: 9, two times, last vs. Fresno State, 12/16/23*



0 // JOSH MINKINS JR.

S / R-SR. / 6-2 / 200
LOUISVILLE, KY. / BALLARD / LOUISVILLE

- Matched season-high six tackles, plus first TFL of the season, at Texas Tech.
- Interception on Houston's opening drive set up Cincinnati's first touchdown.
- Endzone interception against Pitt was third of his career and first at UC.
- Injured in second half of the Pitt game and did not dress for Miami (OH).
- Played at Louisville from 2020-23, with the first three of those coming under Scott Satterfield.
- Career-best 55 tackles in 2022; first interception was as a sophomore in 2021.
- Father, Josh Minkins Sr., played at Louisville.

CAREER DEFENSE STATISTICS

SEASON	GP	SOLO	ASST	TOTAL	TFL	SACKS	INT	PD	FF	FR
2020 (LOU)	6	3	3	6	0	0	0	0	0	0
2021 (LOU)	10	8	9	17	0	0	1	1	0	0
2022 (LOU)	13	39	16	55	2.0	1	1	4	0	0
2023 (LOU)	11	18	3	21	0	0	0	0	0	0
2024	5	19	8	27	1.0	0	2	5	0	0
TOTAL	46	87	39	126	3.0	1	4	10	0	0

CAREER HIGHS *At Louisville (2020-23)

TACKLES: 7, vs. Georgia Tech, 9/1/23*
PASS BREAKUPS: 3 vs. Towson, 8/31/24



46 // ANTWAN PEEK JR.

STAR / R-SO. / 6-2 / 208
CINCINNATI, OHIO / INDIAN HILL

PFF NATIONAL TEAM OF THE WEEK (WEEK 7)

- Sixth-highest PFF grade among all defensive players in FBS (90.3), top-graded safety
- Tied with Jared Bartlett with team lead in tackles (37).
- Career-high nine tackles in back-to-back wins against UCF and Arizona State.
- Forced his fourth fumble of the year against Arizona State to set up UC's first touchdown two plays later. His father, Antwan Sr., holds the season record of 7.
- Forced two fumbles at UCF, the most by a Bearcat since 2019, and his father holds the school record with 3 against ULM in 2001.
- Walk-on in 2023 who worked his way onto the depth chart to be a regular contributor as a redshirt-freshman.
- Earned a start at Oklahoma State and finished season with 17 tackles.
- Father, Antwan Peek Sr., was one of the greatest defensive players in program history before a five-year NFL career and UC Athletics Hall of Fame induction in 2023.

CAREER DEFENSE STATISTICS

SEASON	GP	SOLO	ASST	TOTAL	TFL	SACKS	INT	PD	FF	FR
2023	12	10	7	17	0	0	0	0	0	0
2024	7	22	15	37	1.0	0	0	1	4	0
TOTAL	19	32	22	54	1.0	0	0	1	4	0

CAREER HIGHS

TACKLES: 9, 2x, last vs. Arizona State, 10/19/24
FORCED FUMBLES: 2 at UCF, 10/12/24

PLAYER PROFILES - DEFENSE



97 // ERIC PHILLIPS

DE / R-SR.* / 6-3 / 260

CINCINNATI, OHIO / COLERAIN

PFF BIG 12 TEAM OF THE WEEK (WEEK 8)

- Career-high two sacks against Miami (OH).
- Third-year starter at defensive end and only sixth-year player to spend all six seasons at UC.
- Totaled 14 tackles and two sacks and added 5.5 TFL's in 2023.
- Broke out in 2022 by starting the final 12 games (appearing in all 13) and totaling 38 tackles that included 8.0 TFLs and three sacks.

CAREER DEFENSE STATISTICS

SEASON	GP	SOLO	ASST	TOTAL	TFL	SACKS	INT	PD	FF	FR
2019	1	0	0	0	0	0	0	0	0	0
2020	5	0	5	5	0	0	0	0	0	0
2021	9	3	2	5	0	0	0	0	0	0
2022	13	16	22	38	8	3	0	4	1	1
2023	12	8	6	14	5.5	2	0	1	1	0
2024	7	10	3	13	4.5	4	0	0	1	0
TOTAL	47	37	38	75	18.0	9	0	5	3	1

CAREER HIGHS

TACKLES: 7, two times, vs. Navy 11/5/22; vs UCF 11/04/23

TACKLES FOR LOSS: 2.5, vs. Indiana 9/24/22

SACKS: 2, at Miami (OH), 9/14/24



17 // BRIAN SIMMS III

LB / R-FR. / 6-3 / 228

BALTIMORE, MD. / ST. FRANCES ACADEMY


- Appeared in two games as a true freshman; was a standout on the scout team.
- Consensus three-star recruit out of Maryland, with his high school ranking No. 1 in the state as a senior.

CAREER DEFENSE STATISTICS

SEASON	GP	SOLO	ASST	TOTAL	TFL	SACKS	INT	PD	FF	FR
2023	2	0	0	0	0	0	0	0	0	0
2024	7	2	9	11	0.5	0	0	0	0	0
TOTAL	9	2	9	11	0.5	0	0	0	0	0

CAREER HIGHS

TACKLES: 4, vs. Towson, 8/31/24



22 // JONATHAN THOMPSON

LB / R-SO. / 6-2 / 230

COLUMBUS, OHIO / ST. FRANCIS DE SALES

- First-career sack came against Pitt, which was first-and-goal from the 8 late in the first half and eventually forcing a field goal.
- Emerged as a starter in midseason 2023, collecting four starts.
- First start came against Iowa State, finishing with eight tackles.
- Posted eight more stops against Baylor and had career-best nine with a pair of TFLs in finale versus Kansas.
- Redshirted in 2022; went to same high school as former head coach Luke Fickell.

CAREER DEFENSE STATISTICS

SEASON	GP	SOLO	ASST	TOTAL	TFL	SACKS	INT	PD	FF	FR
2023	12	20	11	31	4.0	0	0	0	0	0
2024	6	6	15	21	3.0	1	0	1	0	0
TOTAL	18	26	26	52	7.0	1	0	1	0	0

CAREER HIGHS

TACKLES: 9 vs. Kansas, 11/25/23

TACKLES FOR LOSS: 2 vs. Kansas, 11/25/23

SACKS: 1, vs. Pittsburgh, 9/7/24

PASS BREAKUPS: 1, vs. Towson, 8/31/24



24 // DARIAN VARNER

DE / R-SR. / 6-3 / 265

NORFOLK, VA. / MAURY / TEMPLE / WISCONSIN

- Earned first UC start against Miami (OH) and recovered a fumble.
- Appeared in 11 games at Wisconsin under former UC head coach Luke Fickell.
- Was a 2022 First-Team All-AAC honoree at Temple, where he was also a team captain.
- Earned a single-digit number in 2022, a Temple tradition reserved for those who lead by example on and off the field.

CAREER DEFENSE STATISTICS

SEASON	GP	SOLO	ASST	TOTAL	TFL	SACKS	INT	PD	FF	FR
2020 (TEM)	1	0	0	0	0	0	0	0	0	0
2021 (TEM)	12	17	5	22	7.0	3.0	0	0	0	1
2022 (TEM)	10	25	10	35	12.5	7.5	0	0	1	0
2023 (WIS)	11	2	3	5	1.5	0	0	0	1	1
2024	7	2	6	8	0.5	0	0	0	0	1
TOTAL	41	46	24	70	21.5	10.5	0	0	2	3

CAREER HIGHS

TACKLES: 6, at Navy 10/29/22

TACKLES FOR LOSS: 3.5 vs. Tulsa, 10/21/22

SACKS: 3.5 vs. Tulsa, 10/21/22

PLAYER PROFILES - DEFENSE



15 // KAMERON WILSON

DL / R-JR. / 6-2 / 250

DECATUR, GA. / MOUNT ZION / LOUISVILLE

- Appeared in 29 games across four seasons at Louisville, the first three under Scott Satterfield.
- Received the ACC's Top Six for Community Service Award in 2023 after mentoring students monthly at Breckinridge-Franklin Elementary School while also being involved with other organizations.

CAREER DEFENSE STATISTICS

SEASON	GP	SOLO	ASST	TOTAL	TFL	SACKS	INT	PD	FF	FR
2020 (LOU)	6	0	0	0	0	0	0	0	0	0
2021 (LOU)	4	1	1	2	0	0	0	0	0	0
2022 (LOU)	7	4	1	5	0	0	0	1	1	0
2023 (LOU)	12	7	7	14	2.5	2	0	0	0	1
2024	7	5	3	8	2.5	2	0	0	0	1
TOTAL	36	17	12	29	5.0	4	0	1	1	2

CAREER HIGHS

TACKLES: 4, two times, last vs. Towson, 8/31/24

TACKLES FOR LOSS: 1.0, two times, last vs. Towson, 8/31/24

SACKS: 1.0, four times, last vs. Houston, 9/21/24



13 // LOGAN WILSON

DB / R-SR. / 5-10 / 180

DALLAS, TEXAS / BISHOP DUNNE / K-STATE / ULM / NORTH TEXAS

- Fourth-down PBU in first quarter at UCF prevented a likely touchdown; second one occurred in endzone as well.
- Earned first UC start in the Miami (OH) game.
- Primary kick returner for the team with seven attempts.
- Had a pass breakup against Pitt as well and season-high six tackles at Miami (OH).
- Two-year starter and team captain at North Texas, where he played from 2021-23.
- Totaled 112 tackles with three interceptions and 11 passes defended at UNT, earning Honorable Mention All-Conference USA honors in 2022.
- Appeared in two games at ULM in 2020 before opting out.
- Did not see game action and redshirted at K-State in 2019.

CAREER DEFENSE STATISTICS

SEASON	GP	SOLO	ASST	TOTAL	TFL	SACKS	INT	PD	FF	FR
2020 (ULM)	2	0	0	0	0	0	0	0	0	0
2021 (UNT)	DNP - Transfer Rules									
2022 (UNT)	14	31	19	50	0	0	2	7	1	1
2023 (UNT)	12	38	24	62	1.0	0	1	4	0	2
2024	7	6	7	13	1.5	0	0	3	0	0
TOTAL	35	75	50	125	2.5	0	3	14	1	3

CAREER HIGHS *At North Texas (2022-23) or ULM (2020)

TACKLES: 9, two times, last at FIU, 9/9/23*

PASS BREAKUPS: 2, three times, last at Western Kentucky, 10/29/22*

INTERCEPTIONS: 1, three times, last at Tulsa, 11/18/23*



1 // JORDAN YOUNG

CB / R-JR. / 6-0 / 195

TAMPA, FLA. / GAITHER / FLORIDA

- Has started all seven games at cornerback, has 15 tackles.
- Started 11 and played all 12 games at cornerback in 2023.
- Recorded first-career interception at Oklahoma State.
- Spent 2021-22 seasons at Florida, tallying 10 tackles and a blocked kick in 2022.
- Made three appearances before redshirting in 2021.

CAREER DEFENSE STATISTICS

SEASON	GP	SOLO	ASST	TOTAL	TFL	SACKS	INT	PD	FF	FR
2021 (UF)	3	1	0	1	0	0	0	0	0	0
2022 (UF)	10	4	6	10	0	0	0	1	0	0
2023	12	22	12	34	1	0	1	7	0	0
2024	7	8	10	18	1	0	0	5	0	0
TOTAL	32	35	28	63	2	0	1	13	0	0

CAREER HIGHS

TACKLES: 5, vs. Miami (OH) 9/16/23; at Houston 11/11/23

INTERCEPTIONS: 1, at Oklahoma State 10/28/23

PLAYER PROFILES - SPECIAL TEAMS

**33 // CARTER BROWN**

K / SO. / 6-0 / 205

PEARLAND, TEXAS / DAWSON / ARIZONA STATE

- 49-yard field goal vs. Pitt improved him to 11-of-14 from 40-plus yards in his career.
- Connected on 15-of-19 field goals (78.9%) last season.
- Was a perfect on 30 PATs in 2023, the 11th time in school history that a kicker was perfect on extra-point attempts across an entire season.
- Made 11-of-14 field goal attempts, including a 5-of-7 from 40+, and connected on all 33 of his extra point attempts to finish with 61 points as a true freshman for Arizona State in 2022.
- Entered college as one of the nation's top kicking prospects, earning a three-star rating from 247Sports.

CAREER FIELD GOAL STATISTICS

SEASON	FG	PCT.	PAT	1-19	20-29	30-39	40-49	50+	LG	PTS
2022 (ASU)	11-14	78.6	33-33	0-0	3-4	3-3	4-6	1-1	53	66
2023	15-19	78.9	30-30	0-0	6-8	4-5	4-5	1-1	54	75
2024	3-5	60.0	8-8	0-0	1-2	1-2	1-1	0-0	36	17
TOTAL	29-38	77.1	71-71	0-0	10-14	8-10	9-12	2-2	54	158

CAREER HIGHS *At Arizona State (2022)**FG MADE:** 4, vs. Northern Arizona 9/1/22***LONGEST FG MADE:** 54, vs. Oklahoma 9/23/22***PAT MADE:** 9, vs. ECU 9/2/23**63 // NATHAN HAWKS**

K / R-SR. / 6-2 / 210

ENON, OHIO / GREENON / WITTENBURG

- Enrolled at Cincinnati as a student for 2023-24 school year following two years kicking at Division III Wittenberg.
- Sought tryout at UC, but delayed a week due to torn quad and hip flexor and considered hanging it up. Credits parents for not letting him give up.
- Three field goals of at least 50 yards, tied with Jake Rogers (2008) for single-season school record. One of 10 FBS kickers with at least three 50+ kicks this season.
- Given first UC field goal opportunity against Miami and opened the scoring with a 55-yard field goal, the second-longest in program history. Ended the game with a 50-yarder to ice it with 59 seconds left.
- First Bearcat to make two 50-yard field goals in a game, with the 55-yarder tying for second-longest in school history, the furthest since 2007, and longest in the Big 12 this year.
- Was 4-for-4 on field goals for his career prior, all at Wittenberg.
- Served as UC's kickoff specialist over the final six games of 2023.
- Has 13 touchbacks out of 26 kickoffs in 2024.
- Finished with 1,855 yards on 30 kickoffs with 12 touchbacks and a 61.8 average in 2023.

CAREER FIELD GOAL STATISTICS

SEASON	FG	PCT.	PAT	1-19	20-29	30-39	40-49	50+	LG	PTS
2021 (WIT)	1-1	1.000	2-3	0-0	0-0	0-0	1-1	0-0	40	5
2022 (WIT)	3-3	1.000	17-19	0-0	0-0	3-3	0-0	0-0	39	26
2023	No attempts									
2024	9-13	.692	16-17	0-0	2-2	2-3	2-4	3-4	55	37
TOTAL	13-17	.765	35-39	0-0	2-2	5-6	3-5	2-3	55	68

**31 // MASON FLETCHER**

P / SR. / 6-7 / 215


MELBOURNE, AUSTRALIA / PROKICK

2022 RAY GUY AWARD FINALIST**2022 AAC SPECIAL TEAMS PLAYER OF THE YEAR, ALL-AAC FIRST TEAM****2022 AP THIRD TEAM ALL-AMERICAN**

- Big 12 active leader in career punt average (44.5) and 120 (77), plus second in 50-yard kicks (31).
- Has only eight touchbacks in 178 career punts.
- 23 of his 45 attempts (51%) last season were downed inside the 20 - the highest percentage in the Power 5 - with seven inside the 10.
- His 62-yard punt against Pitt was his fourth of 60-plus, which included an 84-yard boot at SMU that shattered UC and AAC records, earning Ray Guy Punter of the Week.
- Brother, Max, was an All-SEC punter at Arkansas and transferred to Cincinnati this year; he will redshirt and take over in 2025 while earning his master's degree.

CAREER PUNTING STATISTICS

SEASON	NO	YDS	AVG	LONG	120	50+	BL
2021	50	2151	43.0	54	17	5	0
2022	62	2870	46.3	84	29	14	0
2023	45	1935	43.0	57	23	6	0
2024	21	945	45.0	62	8	6	0
TOTAL	178	7901	44.4	84	77	31	0

CAREER HIGHS**PUNT ATTEMPTS:** 8, vs. Indiana 9/24/22**PUNT YARDS:** 373, vs. Indiana 9/24/22**LONGEST PUNT:** 84, at SMU 10/22/22**PUNT AVERAGE:** 65.0, at SMU 10/22/22**PUNTS INSIDE THE 20:** 3, 10 times, last at Oklahoma State 10/28/23**43 // JAYDEN PERRY**

LS / R-SR. / 6-3 / 240

SAVANNAH, GA. / ISLANDS / COASTAL CAROLINA / INDIANA STATE

- Spent the last two seasons as Indiana State's primary long snapper and was perfect on all snap attempts during his career.
- Began his career at Coastal Carolina in 2019 before transferring to ISU in 2022.
- Comes to Cincinnati with one year of eligibility.

2024 CINCINNATI FOOTBALL

STARTERS											
OFFENSE	LT	LG	C	RG	RT	TE	WR/TE	WR	WR	QB	RB
TOWSON	Williams	Tinsley	Gerhardt	Kandra	Buford	Royer	Sherman (TE)	Henderson	Jackson Jr.	Sorsby	Kiner
PITT	Williams	Tinsley	Gerhardt	Kandra	Buford	Royer	Grover (TE)	Henderson	Mayes	Sorsby	Kiner
AT MIAMI (OH)	Williams	Tinsley	Gerhardt	Kandra	Buford	Royer	Turner	Henderson	Mayes	Sorsby	Kiner
HOUSTON	Williams	Buford	Gerhardt	Kandra	Wilder	Royer	Johnson	Henderson	Mayes	Sorsby	Kiner
AT TEXAS TECH	Williams	Buford	Gerhardt	Kandra	Wilder	Royer	Johnson	Henderson	Mayes	Sorsby	Kiner
AT UCF	Williams	Buford	Gerhardt	Kandra	Wilder	Royer	Johnson	Henderson	Mayes	Sorsby	Kiner
ARIZONA STATE	Williams	Tinsley	Gerhardt	Kandra	Wilder	Royer	Johnson	Henderson	Mayes	Sorsby	Kiner
COLORADO											
WEST VIRGINIA											
AT IOWA STATE											
AT KANSAS STATE											
TCU											

DEFENSE	DE	DT	DE	LB	MLB	LB	STAR	CB	CB	S	S
TOWSON	Jackson	Burns	Phillips	Golday	Bartlett	Dingle	Sanks	Young	Carroll	Minkins	Canteen
PITT	Jackson	Corleone	Phillips	Thompson	Bartlett	Dingle	Sanks	Young	Carroll	Minkins	Canteen
AT MIAMI (OH)	Varner	Corleone	Phillips	Golday	Bartlett	Dingle	Sanks	Young	Carroll	Canteen	Wilson
HOUSTON	Varner	Corleone	Phillips	Thompson	Bartlett	Dingle	Sanks	Young	Carroll	Minkins	Canteen
AT TEXAS TECH	Varner	Corleone	Phillips	Golday	Bartlett	Dingle	Sanks	Young	Carroll	Minkins	Canteen
AT UCF	Jackson	Corleone	Phillips	Golday	Dingle	Thompson	Peek Jr.	Young	Carroll	Minkins	Canteen
ARIZONA STATE	Jackson	Corleone	Phillips	Golday	Dingle	Bartlett	Peek Jr.	Young	Carroll	Minkins	Canteen
COLORADO											
WEST VIRGINIA											
AT IOWA STATE											
AT KANSAS STATE											
TCU											

START CHART											
	2024	CAR.	CONS.		2024	CAR.	CONS.		2024	CAR.	CONS.
Jared Bartlett, LB	6	33	1	Rob Jackson, DE	4	4	2	Jiquan Sanks, STAR	5	5	0
Sterling Berkhalter, WR	0	13	0	Tony Johnson, WR	4	16	4	Francis Sherman, TE	1	5	0
Deondre Buford, OL	6	20	0	Luke Kandra, OL	7	21	19	Tyrin Smith, WR	0	16	0
Kamari Burns, DL	1	1	0	Corey Kiner, RB	7	19	19	Brendan Sorsby, QB	7	14	13
Derrick Canteen, DB	7	35	7	Brady Lichtenberg, QB	0	1	0	DJ Taylor, DB	0	2	0
Kalen Carroll, DB	7	11	11	Xavier Lozowicki, OL	0	2	0	Jonathan Thompson, LB	3	7	0
Mikah Coleman	0	5	0	Jamoi Mayes, WR	6	32	6	Dartanyan Tinsley, OL	4	16	1
Dontay Corleone, DL	6	18	6	Mehki Miller, STAR	0	9	0	Aaron Turner, WR	1	20	0
Jack Dingle, LB	7	19	19	Josh Minkins, DB	6	23	4	Darian Varner, DE	3	13	0
Gavin Gerhardt, OL	7	31	18	Josh Robinson, DB	0	1	0	Phillip Wilder, OL	4	13	4
Jake Golday, LB	5	16	3	Cam Roetherford, DE	0	3	0	Chance Williams, RB	0	3	0
Gavin Grover, TE	1	1	0	Joe Royer, TE	7	7	7	John Williams, OL	7	22	19
Xzavier Henderson, WR	7	32	19	Antwan Peek Jr., DB	2	3	2	Ken Willis, DB	0	2	0
Jalen Hunt, DL	0	6	0	Eric Phillips, DL	7	29	29	Logan Wilson, DB	2	20	0
Barry Jackson Jr., WR	1	1	0	Evan Prater, WR	0	3	0	Jordan Young, CB	7	18	9

GAME-BY-GAME RECAPS

vs. TOWSON
AUGUST 31, 2024
CINCINNATI, OHIO



	1	2	3	4	F
Towson	3	14	3	0	20
Cincinnati	21	7	10	0	38

SCORING PLAYS

1st	11:17	CIN	Sorsby, Brendan 2 yd run (Brown, Carter kick)
			7-75, 3:43, TOW 0 - CIN 7
1st	8:03	TOW	Vaughan, Keegan 32 yd field goal
			4-5, 1:44, TOW 3 - CIN 7
1st	6:50	CIN	Henderson, Xavier 42 yd pass from Sorsby, Brendan (Brown, Carter kick)
			4-65, 1:08, TOW 3 - CIN 14
1st	3:13	CIN	Berkhalter, Sterling 61 yd pass from Sorsby, Brendan (Brown, Carter kick)
			3-75, 1:23, TOW 3 - CIN 21
2nd	9:54	TOW	Doss, Jaceon 76 yd pass from Davis, Carlos (Vaughan, Keegan kick)
			4-96, 0:59, TOW 10 - CIN 21
2nd	6:56	CIN	Sorsby, Brendan 12 yd run (Brown, Carter kick)
			5-63, 2:53, TOW 10 - CIN 28
2nd	0:19	TOW	Dunmore, John 28 yd pass from Davis, Carlos (Vaughan, Keegan kick)
			8-80, 1:27, TOW 17 - CIN 28
3rd	10:10	TOW	Vaughan, Keegan 33 yd field goal
			12-59, 4:50, TOW 20 - CIN 28
3rd	9:52	CIN	Pryor, Evan 64 yd run (Brown, Carter kick)
			1-64, 0:10, TOW 20 - CIN 35
3rd	4:38	CIN	Brown, Carter 36 yd field goal
			11-63, 3:41, TOW 20 - CIN 38

	CIN	TOW
FIRST DOWNS	26	21
RUSHES-YARDS (NET)	32-275	37-194
PASSING YDS (NET)	383	244
Passes Att-Comp-Int	22-31-0	21-37-0
TOTAL OFFENSE PLAYS-YARDS	63-658	74-438
Fumble Returns-Yards	1-6	0-0
Punt Returns-Yards	3-12	1-(-2)
Kickoff Returns-Yards	3-41	0-0
Interception Returns-Yards	0-0	0-0
Punts (Number-Avg)	2-105	6-270
Fumbles-Lost	5-3	2-1
Penalties-Yards	3-40	9-48
Possession Time	27:57	32:03
Third-Down Conversions	5 of 10	5 of 17
Fourth-Down Conversions	0 of 0	1 of 3
Red-Zone Scores-Chances	3-5	2-3
Sacks By: Number-Yards	3-15	0-0

RUSHING: Cincinnati- PRYOR, Evan 4-105; DAWSON, Victor 2-54; KINER, Corey 7-51; COVEY, Manny 5-26; WILLIAMS, Chance 5-23; JOHNSON, Tony 1-13; SORSBY, Brendan 5-5; JACKSON JR., Barry 1-5; TEAM 2-(-7)
Towson- MATTHEWS, Devin 17-70; GREEN JR., Tyrell 8-60; WATKINS, Christopher 5-59; DAVIS, Carlos 7-5

PASSING: Cincinnati- SORSBY, Brendan 22-31-0-383
Towson- DAVIS, Carlos 21-37-0-244

RECEIVING: Cincinnati- HENDERSON, Xzavier 7-101; ROYER, Joe 5-89; BERKHALTER, Sterling 2-70; TURNER, Aaron 2-68; MAYES, Jamoi 2-16; SHERMAN, 1-14; PRYOR, Evan 1-13; COVEY, Manny 1-7; JACKSON JR., Barry 1-5
Towson- DOSS, Jaceon 3-87; JAMES, DaKendall 3-36; DUNMORE, John 2-35; LONDONO, Lukkas 3-34; MATTHEWS, Devin 2-25; RUNYON, Carter 5-21; GREENE JR., Tyrell 1-8; WATKINS, Christopher 2-(-2)

vs. PITT
SEPTEMBER 7, 2024
CINCINNATI, OHIO



	1	2	3	4	F
Pittsburgh	3	3	7	15	28
Cincinnati	14	3	10	0	27

SCORING PLAYS

1st	7:47	CIN	Mayes, Jamoi 52 yd pass from Sorsby, Brendan (Brown, Carter kick)
			4-80, 1:20, PIT 0 - CIN 7
1st	3:52	PIT	Sauls, Ben 47 yd field goal
			10-48, 3:50, PIT 3 - CIN 7
1st	1:11	CIN	Johnson, Tony 5 yd pass from Sorsby, Brendan (Brown, Carter kick)
			6-75, 2:41, PIT 3 - CIN 14
2nd	8:11	CIN	Brown, Carter 49 yd field goal
			14-31, 7:14, PIT 3 - CIN 17
2nd	0:00	PIT	Sauls, Ben 53 yd field goal
			4-45, 0:23, PIT 6 - CIN 17
3rd	7:25	CIN	Royer, Joe 16 yd pass from Sorsby, Brendan (Brown, Carter kick)
			10-58, 5:13, PIT 6 - CIN 24
3rd	4:50	CIN	Brown, Carter 26 yd field goal
			6-31, 1:59, PIT 6 - CIN 27
3rd	0:46	PIT	Mumpfield, Konata 11 yd pass from Holstein, Eli (Sauls, Ben kick)
			10-75, 4:04, PIT 13 - CIN 27
4th	10:41	PIT	Mumpfield, Konata 38 yd pass from Holstein, Eli (2PT failed)
			7-82, 3:23, PIT 19 - CIN 27
4th	5:40	PIT	Reid, Desmond 56 yd pass from Holstein, Eli (2PT failed)
			7-94, 2:04, PIT 25 - CIN 27
4th	0:17	PIT	Sauls, Ben 35 yd field goal
			9-63, 2:21, PIT 28 - CIN 27

	CIN	PIT
FIRST DOWNS	21	24
RUSHES-YARDS (NET)	37-151	33-196
PASSING YDS (NET)	298	302
Passes Att-Comp-Int	22-38-0	20-35-1
TOTAL OFFENSE PLAYS-YARDS	75-449	68-498
Fumble Returns-Yards	0-0	0-0
Punt Returns-Yards	0-0	0-0
Kickoff Returns-Yards	1-18	4-95
Interception Returns-Yards	1-0	0-0
Punts (Number-Avg)	4-48.5	3-31.7
Fumbles-Lost	1-1	1-0
Penalties-Yards	6-59	5-50
Possession Time	36:25	23:35
Third-Down Conversions	7 of 16	4 of 11
Fourth-Down Conversions	1 of 1	1 of 2
Red-Zone Scores-Chances	4-5	2-2
Sacks By: Number-Yards	2-14	3-20

RUSHING: Cincinnati- KINER, Corey 20-149; PRYOR, Evan 5-4; WILLIAMS, Chance 4-3; SORSBY, Brendan 8-(-5)
Pittsburgh- REID, Desmond 19-148; HOLSTEIN, Eli 10-36; Davis Jr., Derrick 3-8; JOHNSON, Kenny 1-4

PASSING: Cincinnati- SORSBY, Brendan 22-38-0-298
Pittsburgh- HOLSTEIN, Eli 20-35-1-302

RECEIVING: Cincinnati- HENDERSON, Xzavier 6-83; MAYES, Jamoi 3-72; ROYER, Joe 3-49; JOHNSON, Tony 2-21; TURNER, Aaron 3-17; BERKHALTER, Sterling 2-26; KINER, Corey 2-18; SMITH, Tyrin 1-12
Pittsburgh- REID, Desmond 6-106; MUMPFIELD, Konata 5-123; WILLIAMS, Raphael 2-26; BARTHOLOMEW, Gavin 2-25; LEE, Censere 2-12; OVERMAN, Jake 2-7; DAVIS JR., Derrick 1-3

at MIAMI (OH)
SEPTEMBER 14, 2024
OXFORD, OHIO



	1	2	3	4	F
Cincinnati	3	7	7	10	27
Miami (OH)	0	3	7	6	16

SCORING PLAYS

1st	3:27	CIN	Hawks, Nathan 55 yd field goal
			8-26, 2:58, CIN 3 - MIA 0
2nd	14:13	MIA	Dzioban, Dom 30 yd field goal
			8-63, 4:14, CIN 3 - MIA 3
2nd	10:37	CIN	Royer, Joe 3 yd pass from Sorsby, Brendan (Hawks, Nathan kick)
			1-3, 0:00, CIN 10 - MIA 3
3rd	7:38	CIN	Kiner, Corey 1 yd rush (Hawks, Nathan kick)
			12-75, 7:22, CIN 17 - MIA 3
3rd	5:32	MIA	Virgil, Reggie 58 yd pass from Gabbert, Brett (Dzioban, Dom kick)
			4-75, 2:06, CIN 17 - MIA 10
4th	13:01	CIN	Pryor, Evan 65 yd rush (Hawks, Nathan kick)
			1-65, 0:13, CIN 24 - MIA 10
4th	7:57	MIA	McDonald, Cade 7 yd pass from Gabbert, Brett (2 PT fails)
			11-75, 5:04, CIN 24 - MIA 16
4th	0:59	CIN	Hawks, Nathan 50 yd field goal
			7-56, 2:44, CIN 27 - MIA 16

	CIN	MIA
FIRST DOWNS	20	15
RUSHES-YARDS (NET)	34-215	21-24
PASSING YDS (NET)	186	356
Passes Att-Comp-Int	21-34-0	25-39-1
TOTAL OFFENSE PLAYS-YARDS	68-401	60-380
Fumble Returns-Yards	0-0	0-0
Punt Returns-Yards	2-8	1-0
Kickoff Returns-Yards	1-20	3-48
Interception Returns-Yards	1-0	0-0
Punts (Number-Avg)	5-44.8	4-45.8
Fumbles-Lost	1-1	2-1
Penalties-Yards	5-35	2-10
Possession Time	31:29	28:31
Third-Down Conversions	7 of 15	5 of 13
Fourth-Down Conversions	1 of 1	0 of 2
Red-Zone Scores-Chances	2-3	2-3
Sacks By: Number-Yards	3-12	2-5

RUSHING: Cincinnati- KINER, Corey 21-126; PRYOR, Evan 3-76; SORSBY, Brendan 7-10; WILLIAMS, Chance 2-3
Miami (OH) - DAVIS, Kevin 3-14; MOZEE, Keyon 7-13; HESSON, Henry 2-13; DOWNING, Dylan 2-7; TEAM 1-(-2); GABBERT, Brett 5-(-5); BEVELHIMER, Alec 1-(-6)

PASSING: Cincinnati- SORSBY, Brendan 21-34-0-186
Miami (OH)- GABBERT, Brett 23-35-1-339; HESSON, Henry 2-4-0-17

RECEIVING: Cincinnati- HENDERSON, Xzavier 10-108; JOHNSON, Tony 4-28; ROYER, Joe 3-27; SMITH, Tyrin 2-10; MAYES, Jamoi 1-6; BERKHALTER, Sterling 1-6
Miami (OH)- MCDONALD, Cade 8-135; DAVIS, Kevin 5-56; VIRGIL, Reggie 3-77; COLDIRON, Jack 3-26; DOWNING, Dylan 3-10; TRACY, Javon 2-45; JOHNSON, Andre 1-7

GAME-BY-GAME RECAPS

vs. HOUSTON
September 21, 2024
CINCINNATI, OHIO



	1	2	3	4	F
Houston	0	0	0	0	0
Cincinnati	14	10	7	3	34

SCORING PLAYS

1st	10:46	CIN	Henderson,Xavier 19 yd pass from Sorsby,Brendan (Hawks,Nathan kick) 3-45, 1:19, HOU 0 - CIN 7
1st	2:57	CIN	Kiner,Corey 44 yd run (Hawks,Nathan kick) 4-80, 2:17, HOU 0 - CIN 14
2nd	6:27	CIN	Henderson,Xavier 15 yd pass from Sorsby,Brendan (Hawks,Nathan kick) 12-80, 7:11, HOU 0 - CIN 21
2nd	1:51	CIN	Hawks,Nathan 46 yd field goal 6-25, 2:32, HOU 0 - CIN 24
3rd	9:09	CIN	Sorsby,Brendan 8 yd run (Hawks,Nathan kick) 8-89, 4:00, HOU 0 - CIN 31
4th	3:47	CIN	Hawks,Nathan 34 yd field goal 15-52, 9:51, HOU 0 - CIN 34

	CIN	HOU
FIRST DOWNS	22	12
RUSHES-YARDS (NET)	38-149	33-141
PASSING YDS (NET).....	213	92
Passes Att-Comp-Int.....	15-19-0	13-21-1
TOTAL OFFENSE PLAYS-YARDS	57-362	54-233
Fumble Returns-Yards.....	0-0	0-0
Punt Returns-Yards	0-0	2-12
Kickoff Returns-Yards.....	1-25	4-68
Interception Returns-Yards	1-1	0-0
Punts (Number-Avg)	2-43	4-44
Fumbles-Lost.....	1-0	4-2
Penalties-Yards.....	5-35	7-68
Possession Time.....	33:34	26:26
Third-Down Conversions	4 of 10	4 of 14
Fourth-Down Conversions	1 of 1	1 of 3
Red-Zone Scores-Chances.....	4-4	0-1
Sacks By: Number-Yards.....	1-7	1-5

RUSHING: Cincinnati- KINER, Corey 16-78; WILLIAMS, Chance 4-38; COVEY, Manny 3-17; PRYOR, Evan 3-8; DAWSON, Victor 3-8; SORSBY, Brendan 3-4; TEAM 2-(-2); LICHTENBERG, Brady 4-(-2)
Houston- SANFORD II, Re'Shaun 6-62; SMITH, Donovan 10-27; CHRISS, Zeon 8-27; SNEED, Stacy 6-20; JENKINS, Parker 3-5

PASSING: Cincinnati- SORSBY, Brendan 12-15-0-188; LICHTENBERG, Brady 3-4-0-25
Houston- SMITH, Donovan 11-16-1-73; CHRISS, Zeon 2-5-0-19

RECEIVING: Cincinnati- BERKHALTER, Sterling 3-60; ROYER, Joe 4-41; HENDERSON, Xzavier 2-34; KINER, Corey 2-19; MAYES, Jamoi 1-20; JOHNSON, Tony 1-17; SMITH, Tyrin 1-10; ZAHURSKY, Devyn 1-7; JACKSON JR., Barry 1-5
Houston- MANIACK IV, Joseph 2-51; SANFORD II, Re'Shaun 2-23; SNEED, Stacy 2-12; CARR, Maliq 2-5; JOHNSON, Stephan 2-(-1); MEWS, Mekhi 1-3; WILSON, Jonah 1-0; JENKINS, Parker 1-(-1)

at TEXAS TECH
September 28, 2024
LUBBOCK, TEXAS



	1	2	3	4	F
Cincinnati	14	10	3	14	41
Texas Tech	10	14	10	10	44

SCORING PLAYS

1st	11:33	TTU	Garcia,Gino 45 yd field goal 8-38, 3:22, CIN 0 - TTU 3
1st	7:35	CIN	Johnson,Tony 15 yd pass from Sorsby,Brendan (Hawks,Nathan kick) 7-68, 3:52, CIN 7 - TTU 3
1st	4:59	CIN	Henderson,Xzavier 42 yd pass from Sorsby,Brendan (Hawks,Nathan kick) 1-42, 0:08, CIN 14 - TTU 3
1st	1:25	TTU	Eakin,Coy 7 yd pass from Morton,Behren (Garcia,Gino kick) 7-75, 3:34, CIN 14 - TTU 10
2nd	13:27	CIN	Hawks,Nathan 37 yd field goal 5-12, 2:04, CIN 17 - TTU 10
2nd	10:32	TTU	Eakin,Coy 49 yd pass from Morton,Behren (Burkhardt,Reese kick) 6-85, 2:50, CIN 17 - TTU 17
2nd	3:47	CIN	Pryor,Evan 1 yd run (Hawks,Nathan kick) 12-75, 6:45, CIN 24 - TTU 17
2nd	1:39	TTU	Brooks,Tahj 1 yd run (Garcia,Gino kick) 8-75, 1:59, CIN 24 - TTU 24
3rd	12:27	TTU	Brooks,Tahj 2 yd run (Garcia,Gino kick) 6-38, 1:52, CIN 24 - TTU 31
3rd	6:39	CIN	Hawks,Nathan 26 yd field goal 11-72, 5:42, CIN 27 - TTU 31
3rd	0:53	TTU	Burkhardt,Reese 38 yd field goal 13-55, 5:46, CIN 27 - TTU 34
4th	12:40	TTU	McCarty,AJ 51 yd interception (Garcia,Gino kick) 0-0, 0:00, CIN 27 - TTU 41
4th	12:05	CIN	Covey,Manny 71 yd pass from Sorsby,Brendan (Hawks,Nathan kick) 2-75, 0:35, CIN 34 - TTU 41
4th	7:50	TTU	Garcia,Gino 27 yd field goal 9-66, 4:15, CIN 34 - TTU 44
4th	3:24	CIN	Covey,Manny 3 yd pass from Sorsby,Brendan (Hawks,Nathan kick) 10-75, 4:26, CIN 41 - TTU 44

	CIN	TTU
FIRST DOWNS	29	21
RUSHES-YARDS (NET)	33-129	36-231
PASSING YDS (NET).....	426	251
Passes Att-Comp-Int.....	31-45-1	19-29-0
TOTAL OFFENSE PLAYS-YARDS	78-555	65-482
Fumble Returns-Yards.....	0-0	0-0
Punt Returns-Yards	0-0	1-3
Kickoff Returns-Yards.....	2-47	4-72
Interception Returns-Yards	0-0	1-51-1
Punts (Number-Avg)	1-43	1-37
Fumbles-Lost.....	2-1	1-1
Penalties-Yards.....	2-10	5-37
Possession Time.....	32:01	27:59
Third-Down Conversions	7 of 12	9 of 14
Fourth-Down Conversions	2 of 2	0 of 1
Red-Zone Scores-Chances.....	5-5	5-5
Sacks By: Number-Yards.....	0-0	1-2

RUSHING: Cincinnati- SORSBY, Brendan 12-52; PRYOR, Evan 8-46; COVEY, Manny 8-15; KINER, Corey 3-9; JACKSON JR., Barry, 1-6; DAWSON, Victor 1-1
Texas Tech- BROOKS, Tahj 32-172; MORTON, Behren 3-46; CONYERS, Jalin 1-13

PASSING: Cincinnati- SORSBY, Brendan 31-45-1-426
Texas Tech- MORTON, Behren 19-29-0-251

RECEIVING: Cincinnati- HENDERSON, Xzavier 7-127; ROYER, Joe 7-66; COVEY, Manny 6-100; JOHNSON, Tony 5-61; MAYES, Jamoi 5-56; PRYOR, Evan 1-16
Texas Tech- KELLY, Josh 8-111; MCCRAY, Drae 5-39; EAKIN, Coy 3-78; THARP, Mason 1-16; DOUGLAS, Caleb 1-4; CONYERS, Jalin 1-3

at UCF
October 12, 2024
ORLANDO, FLORIDA



	1	2	3	4	F
Cincinnati	3	7	3	6	19
UCF	0	3	7	3	13

SCORING PLAYS

1st	8:36	CIN	Hawks,Nathan 22 yd field goal 4-1, 0:48, CIN 3 - UCF 0
2nd	14:56	CIN	Sorsby,Brendan 3 yd run (Hawks,Nathan kick) 11-61, 5:58, CIN 10 - UCF 0
2nd	1:52	UCF	Reddick,Grant 22 yd field goal 13-93, 6:10, CIN 10 - UCF 3
3rd	8:26	UCF	Hudson,Kobe 15 yd pass from Brown,Jacurri (Reddick,Grant kick) 10-84, 4:06, CIN 10 - UCF 10
3rd	3:06	CIN	Hawks,Nathan 51 yd field goal 9-42, 5:20, CIN 13 - UCF 10
4th	6:32	CIN	Johnson,Tony 4 yd pass from Sorsby,Brendan (Hawks,Nathan kick missed) 9-52, 4:34, CIN 19 - UCF 10
4th	2:59	UCF	Reddick,Grant 29 yd field goal 9-65, 3:28, CIN 19 - UCF 13

	CIN	UCF
FIRST DOWNS	19	19
RUSHES-YARDS (NET)	32-97	40-196
PASSING YDS (NET).....	241	201
Passes Att-Comp-Int.....	25-38-2	14-25-0
TOTAL OFFENSE PLAYS-YARDS	70-338	65-397
Fumble Returns-Yards.....	0-0	0-0
Punt Returns-Yards	1-11	1-0
Kickoff Returns-Yards.....	0-0	2-33
Interception Returns-Yards	0-0	2-3
Punts (Number-Avg)	3-43.7	3-46.3
Fumbles-Lost.....	0-0	3-2
Penalties-Yards.....	6-33	10-75
Possession Time.....	33:44	26:16
Third-Down Conversions	9 of 16	5 of 13
Fourth-Down Conversions	1 of 1	2 of 3
Red-Zone Scores-Chances.....	3-5	3-3
Sacks By: Number-Yards.....	4-32	2-13

RUSHING: Cincinnati- KINER, Corey 17-83; JACKSON JR., Barry 1-5; SORSBY, Brendan 9-4; COVEY, Manny, 1-4; PRYOR, Evan 4-1
UCF- HARVEY, RJ 17-94; BROWN, Jacurri 16-84; MONTGOMERY, Myles 3-10; COLSON, EJ 3-6; RICHARDSON, Johnny 1-2

PASSING: Cincinnati- SORSBY, Brendan 25-38-2-241
UCF- BROWN, Jacurri 13-20-0-207; COLSON, EJ 1-4-0-(-6); TEAM 0-1-0-0

RECEIVING: Cincinnati- ROYER, Joe 8-84; JOHNSON, Tony 8-76; MAYES, Jamoi 4-27; HENDERSON, Xzavier 2-21; COVEY, Manny 1-12; JACKSON JR., Barry 1-12; KINER, Corey 1-9
UCF- HUDSON, Kobe 7-114; HARVEY, RJ 2-31; JOHNSON, Ja'varrius 2-14; MAGWOOD, Chauncey 1-34; JONES, Jacoby 1-14; RICHARDSON, Johnny 1-(-6)

vs. Arizona St.
October 19, 2024
CINCINNATI, OHIO



	1	2	3	4	F
Arizona State	7	0	7	0	14
Cincinnati	10	14	0	0	24

SCORING PLAYS

1st	10:35	ASU	Skattebo, Cam 2 yd run (Hershey,Ian kick) 6-66, 3:06, ASU 7 - CIN 0
1st	7:26	CIN	Sorsby, Brendan 14 yd run (Hawks,Nathan kick) 2-22, 0:46, ASU 7 - CIN 7
1st	2:18	CIN	Hawks,Nathan 46 yd field goal 6-13, 3:11, ASU 7 - CIN 10
2nd	11:38	CIN	Pryor,Evan 55 yd run (Hawks,Nathan kick) 6-91, 3:15, ASU 7 - CIN 17
2nd	1:55	CIN	Sorsby,Brendan 1 yd run (Hawks,Nathan kick) 5-50, 2:47, ASU 7 - CIN 24
3rd	2:23	ASU	Skattebo,Cam 1 yd run (Hershey,Ian kick) 8-74, 4:23, ASU 14 - CIN 24

	CIN	ASU
FIRST DOWNS	23	18
RUSHES-YARDS (NET)	38-191	40-191
PASSING YDS (NET)	206	155
Passes Att-Comp-Int.....	23-31-1	12-23-0
TOTAL OFFENSE PLAYS-YARDS	69-397	63-346
Fumble Returns-Yards.....	0-0	0-0
Punt Returns-Yards.....	0-0	2-12
Kickoff Returns-Yards.....	0-0	1-35
Interception Returns-Yards	0-0	1-0
Punts (Number-Avg)	4-40.5	4-42.5
Fumbles-Lost	1-0	1-1
Penalties-Yards.....	4-55	2-20
Possession Time.....	34:40	25:20
Third-Down Conversions	3 of 12	4 of 12
Fourth-Down Conversions	1 of 2	0 of 2
Red-Zone Scores-Chances.....	3-3	2-2
Sacks By: Number-Yards.....	2-14	1-9

RUSHING: Cincinnati- KINER, Corey 22-102; PRYOR, Evan 4-67; SORSBY, Brendan 7-26; JACKSON JR., Barry 2-6; JOHNSON, Tony 1-0; TEAM 2(-10)
ASU- SKATTEBO, Cam 17-75; SIMS, Jeff 14-53; BROWN, Kyson 3-41; BROOKS, DeCarlos 6-22

PASSING: Cincinnati- SORSBY, Brendan 23-31-1-206
ASU- SIMS, Jeff 12-23-0-155

RECEIVING: Cincinnati- HENDERSON, Xzavier 8-67; ROYER, Joe 4-41; JOHNSON, Tony 4-35; MAYES, Jamoi 3-40; KINER, Corey 2-17; BERKHALTER Sterling 1-9; PRYOR, Evan 1(-3)
ASU- TYSON, Jordyn 6-108; SKATTEBO, Cam 4-33; OMEIRE, Troy 1-8; METAYER, Chamon 1-6

THE LAST TIME

SCORING	
Scored 30 or more points	41 @ Texas Tech (9/28/24)
Scored 40 or more points	41 @ Texas Tech (9/28/24)
Scored 50 or more points	66 vs. ECU (9/2/23)
Scored 60 or more points	66 vs. ECU (9/2/23)
Scored 70 or more points	72 vs. Austin Peay (9/3/11)

TOTAL OFFENSE	
Had more than 400 total yards	555 @ Texas Tech (9/28/24)
Had more than 450 total yards	555 @ Texas Tech (9/28/24)
Had more than 500 total yards	555 @ Texas Tech (9/28/24)
Had more than 550 total yards	555 @ Texas Tech (9/28/24)
Had more than 600 total yards	658 vs. Towson (8/31/24)
Had more than 650 total yards	658 vs. Towson (8/31/24)
Had more than 700 total yards	741 vs. Alabama A&M (9/15/18)

RUSHING OFFENSE	
Rushed for 150 or more yards	191 vs. Arizona State (10/19/24)
Rushed for 200 or more yards	215 @ Miami OH (9/14/24)
Rushed for 250 or more yards	275 vs. Towson (8/31/24)
Rushed for 300 or more yards	349 vs. UCF (10/14/21)
Rushed for 350 or more yards	409 vs. Alabama A&M (9/15/18)
Rushed for 400 or more yards	409 vs. Alabama A&M (9/15/18)

PASSING OFFENSE	
Passed for 250 or more yards	426 @ Texas Tech (9/28/24)
Passed for 300 or more yards	426 @ Texas Tech (9/28/24)
Passed for 350 or more yards	426 @ Texas Tech (9/28/24)
Passed for 400 or more yards	426 @ Texas Tech (9/28/24)
Passed for 450 or more yards	523 @ Houston (11/7/15)
Passed for 500 or more yards	523 @ Houston (11/7/15)
Passed for 600 or more yards	620 @ Memphis (9/24/15)

SCORING DEFENSE	
Allowed 0 points	0 vs. Houston (9/21/24)
Allowed 3 or fewer points	3 @ Temple (11/19/22)
Allowed 7 or fewer points	3 @ Temple (11/19/22)
Allowed 10 or fewer points	3 @ Temple (11/19/22)
Allowed 14 or fewer points	14 vs. Arizona State (10/19/24)

TOTAL DEFENSE	
Allowed fewer than 75 total yards	53 vs. Kansas (9/20/97)
Allowed fewer than 100 total yards	87 @ Miami OH (9/21/13)
Allowed fewer than 125 total yards	87 @ Miami OH (9/21/13)
Allowed fewer than 150 total yards	129 @ UConn (11/22/14)
Allowed fewer than 175 total yards	164 vs. Boston College (1/2/20)
Allowed fewer than 200 total yards	183 vs. Miami (OH) (9/17/22)
Allowed fewer than 225 total yards	202 @ Temple (11/19/22)
Allowed fewer than 250 total yards	233 vs. Houston (9/21/24)

RUSHING DEFENSE	
Allowed 0 or fewer yards	-3 @ Miami OH (10/1/11)
Allowed 25 or fewer yards	24 @ Miami OH (9/14/24)
Allowed 50 or fewer yards	24 @ Miami OH (9/14/24)
Allowed 75 or fewer yards	24 @ Miami OH (9/14/24)
Allowed 100 or fewer yards	24 @ Miami OH (9/14/24)

PASSING DEFENSE	
Allowed 0 passing yards	-1 vs. Xavier (10/9/71)
Allowed 50 or fewer yards	47 vs. Navy (11/3/18)
Allowed 100 or fewer yards	92 vs. Houston (9/21/24)
Allowed 150 or fewer yards	92 vs. Houston (9/21/24)
Allowed 175 or fewer yards	155 vs. Arizona State (10/19/24)
Allowed 200 or fewer yards	155 vs. Arizona State (10/19/24)

SPECIAL SITUATIONS	
Scored on the first play from scrimmage	Scott 53-yard pass from Ridder vs. SMU (11/20/21)
Had a game-winning field goal	Ryan Coe, 21 yards vs. ECU (11/11/22)
Kicked a 50-yard field goal	Nathan Hawks, 51 yards @ UCF (10/12/24)
UC shut out its opponent	vs. Houston (9/21/24, W, 34-0)
UC was shut out	@ No. 5 Ohio State (9/7/19, L 42-0)
Converted a 2-point play	Evan Prater from Emory Jones vs. Baylor (10/21/23)
A player scored on a pass, rush and rec. TD in same game	Desmond Ridder vs. SMU (11/20/21)

INDIVIDUAL RUSHING	
Had a player rush for 100 or more yards	102 by Corey Kiner vs. Arizona State (10/19/24)
Had a player rush for 150 or more yards	153 by Corey Kiner @ Pitt (9/09/23)
Had a player rush for 200 or more yards	212 by Mike Boone vs. USF (10/24/14)
Had a player rush for 225 or more yards	238 by Richard Hall vs. Miami OH (9/11/04)
Had two players rush for 100 or more yards	114 (Kiner) & 113 (R. Montgomery) vs. UCF (11/04/23) 129 (Kiner) & 103 (M. Montgomery) vs. Baylor (10/21/23) 104 (R. Montgomery) & 101 (Jones) vs. Miami (OH) (9/16/23)
Had a player rush for 2 or more TDs	2 by Brendan Sorsby vs. Arizona State (10/19/24)
Had a player rush for 3 or more TDs	4 by Jerome Ford vs. UCF (10/14/21)
Had a player rush for 4 or more TDs	4 by Jerome Ford vs. UCF (10/14/21)
Had a player rush for 5 or more TDs	6 by Ike Stewart vs. Transylvania (10/05/1912)

INDIVIDUAL PASSING	
Had a player pass for 200 or more yards	241 by Brendan Sorsby @ UCF (10/12/24)
Had a player pass for 250 or more yards	426 by Brendan Sorsby at Texas Tech (9/28/24)
Had a player pass for 300 or more yards	426 by Brendan Sorsby at Texas Tech (9/28/24)
Had a player pass for 350 or more yards	426 by Brendan Sorsby at Texas Tech (9/28/24)
Had a player pass for 400 or more yards	426 by Brendan Sorsby at Texas Tech (9/28/24)
Had a player pass for 450 or more yards	523 by Gunner Kiel @ Houston (11/7/15)
Had a player pass for 500 or more yards	523 by Gunner Kiel @ Houston (11/7/15)
Had a player pass for 2 or more TDs	4 by Brendan Sorsby at Texas Tech (9/28/24)
Had a player pass for 3 or more TDs	4 by Brendan Sorsby at Texas Tech (9/28/24)
Had a player pass for 4 or more TDs	4 by Brendan Sorsby at Texas Tech (9/28/24)
Had a player pass for 5 or more TDs	5 by Emory Jones vs. ECU (9/2/23)
Had a player pass for 6 or more TDs	6 by Gunner Kiel vs. Toledo (9/12/14)
Had a player complete 20 passes	23 by Brendan Sorsby vs. Arizona State (10/19/24)
Had a player complete 30 passes	31 by Brendan Sorsby at Texas Tech (9/28/24)
Had a player complete 35 passes	35 by Deontey Kenner @ Southern Miss (10/23/99)
Had a player complete 10 straight passes	10 by Brendan Sorsby at UCF (10/12/24)
Had a player complete 12 straight passes	12 by Brendan Sorsby vs. Houston (9/21/24)
Had a player complete 10 straight passes to open game	10 by Emory Jones vs. ECU (9/3/23)
Had a player complete 12 straight passes to open game	12 by Ben Bryant vs. Miami (OH) (9/17/22)
Had a player throw 30 passes	31 by Brendan Sorsby vs. Arizona State (10/19/24)
Had a player throw 35 passes	38 by Brendan Sorsby @ UCF (10/12/24)
Had a player throw 40 passes	45 by Ben Bryant at UCF (10/29/22)
Had a player throw 45 passes	45 by Ben Bryant at UCF (10/29/22)
Had a player throw 50 passes	50 by Desmond Ridder @ SMU (10/27/18)

INDIVIDUAL RECEIVING	
Had a player with 10 or more receptions in a game	10 by Xzavier Henderson @ Miami OH (9/14/24)
Had a player with 11 or more receptions in a game	12 by Xzavier Henderson vs. Miami (Ohio) (9/16/23)
Had a player with 12 or more receptions in a game	12 by Xzavier Henderson vs. Miami (Ohio) (9/16/23)
Had a player with 13 or more receptions in a game	15 by Shaq Washington @ ECU (11/28/15)
Had a player with 14 or more receptions in a game	15 by Shaq Washington @ ECU (11/28/15)
Had a player with 15 or more receptions in a game	15 by Shaq Washington @ ECU (11/28/15)
Had a player receive 100 or more yards	Xzavier Henderson (127) & Manny Covey (100) @ Texas Tech (9/28/24)
Had a player receive 150 or more yards	Tyler Scott (185) vs. Indiana (9/24/22)
Had a player receive 200 or more yards	203 by Kahlil Lewis vs. ECU (11/23/18)
Had a player receive 250 or more yards	254 by Tom Rossley vs. Louisville (11/9/68)
Had a player receive for 2 or more TDs	2 by Manny Covey @ Texas Tech (9/28/24)
Had a player receive for 3 or more TDs	3 by Tyler Scott vs. Indiana (9/24/22)

GAMES AGAINST RANKED TEAMS	
Beat a top 25 team	No. 16 Houston, 35-20 (12/4/21)
Beat a top 10 team	@ No. 9 Notre Dame, 24-13 (10/2/21)
Beat a ranked opponent @ home	No. 16 Houston, 35-20 (12/4/21)
Beat a ranked opponent on the road	@ No. 9 Notre Dame, 24-13 (10/2/21)
Beat a ranked opponent @ a neutral site	vs. No. 25 vs. Virginia Tech (FedEx Field/9/29/12)
Beat back-to-back ranked opponents	10/30/08-11/08/08 No. 24 USF & @ No. 20 West Virginia
Lost to a ranked opponent @ home	No. 16 Oklahoma, 6-20 (9/23/23)

RETURNS/SPECIAL TEAMS/DEFENSE	
Returned a KO for a TD	Jaden Thompson, 100 yards vs. ECU (11/11/22)
Returned a Punt for a TD	Mardy Gilyard, 53 yards (9/12/09 vs. SEMO)
Had Two Interceptions	2 by Coby Bryant vs. USF (10/3/20)
Had Three Interceptions	3 by Mike Tyson @ Purdue (9/10/16)
Recorded a Safety	@ UCLA (9/1/18)
Returned an INT for a TD	Deshawn Pace, 18 yards at Tulsa (10/1/22)
Returned 2 INTs for TDs	D. Battle-30 yards & C. Cheatham-53 yards vs. Akron (9/17/11)
Recovered a fumble in endzone for a TD	Josiah Deguara @ Marshall (09/28/19)
Returned a fumble for a TD	Dominique Perry, 14 yards vs. Indiana (09/24/22)
Executed a successful onside kick	Kick by Milano/Recovered by Morrison @ Rutgers (11/16/13)
Blocked a FG	Iowon Briggs on 25-yard attempt vs. Navy (11/5/22)
Blocked a PAT	Lorenz Metz vs. Temple (11/23/19 - fourth quarter)
Returned a blocked PAT for 2 points	Coby Bryant, 98 yards vs. Temple (11/23/19)
Blocked a punt	Ryan Royer at East Carolina (11/26/21)

SINGLE-GAME SCHOOL RECORDS

SINGLE-GAME TEAM OFFENSE

Most Points	124 vs. Transylvania (1912)
Most Touchdowns	14 vs. Transylvania (1912)
Most Rushing Attempts	83 vs. Louisiana-Monroe (1977)
Most Rushing Yards	464 vs. Case-Western Reserve (1953) 464 vs. Virginia Military Institute (1953)
Most Rushing Touchdowns	14 vs. Transylvania (1912)
Most Passing Attempts	64 at Memphis (2015)
Most Passes Completed	38 at Memphis (2015)
Most Passing Yards	620 at Memphis (2015)
Most Interceptions Thrown	6 vs. Xavier (1972)
Most Touchdown Passes	6 vs. Toledo (2014); vs. Illinois (2009)
Most Offensive Plays	100 at Memphis (2015)
Most Yards Total Offense	752 at Memphis (2015)
Most First Downs	38 at Memphis (2015); 38 vs. Austin Peay (2018)
Most Fumbles	15 vs. Louisville (1970)
Most Fumbles Lost	7 vs. Virginia Military Institute (1951)
Most Turnovers	9 vs. Xavier (1955) 9 vs. Hardin-Simmons (1955) 9 vs. Virginia Military Institute (1951)
Most Penalties	18 vs. Kansas State (1951)
Most Penalty Yards	176 vs. Louisville (1968)
Most Punts	13 vs. Pittsburgh (1981) 13 vs. Mississippi State (1948)
Most Punting Yards	510 vs. Louisville (1996)
Most Punt Return Yards	177 vs. Ohio (1949)
Most Kickoff Return Yards	295 vs. Memphis (1971)
Fewest Rushing Attempts	15 vs. Illinois (2009)
Fewest Rushing Yards	-23 vs. Rutgers (2005)
Fewest Passes Completed	0 vs. Dayton (1970)
Fewest Passing Yards	0 vs. Dayton (1970)
Fewest Yards Total Offense	46 vs. North Texas State (1959)
Fewest First Downs	3 vs. West Virginia (1989)
Fewest Penalties	1 five times vs. Rutgers (1994), vs. Louisville (1966), vs. Memphis (1966), vs. Army (1963), vs. Hawai'i (1954)
Fewest Yards Penalized	4 vs. Memphis (1966)
Fewest Punts	0 vs. Miami (OH) (2008) 0 vs. Memphis (1998) 0 vs. Miami (OH) (1954)

SINGLE-GAME TEAM DEFENSE

Fewest Rushing Attempts Allowed	17 vs. Dayton (1961)
Fewest Rushing Yards Allowed	-46 vs. Kansas (1997)
Fewest Passing Attempts	1 vs. Boston College (1964)
Fewest Pass Completions Allowed	0 six times vs. Louisville (1974), vs. Ohio (1973), vs. Boston College (1964), vs. Indiana (1963), vs. Ohio (1949)
Fewest Passing Yards Allowed	-1 vs. Xavier (1971)
Fewest Yards Total Offense Allowed	18 vs. Louisiana-Lafayette (1973)
Most Points Allowed	81 vs. Penn State (1991)
Most Rushing Attempts Allowed	86 vs. West Virginia (1969)
Most Rushing Yards Allowed	539 vs. Northern Illinois (1989)
Most Passing Attempts Allowed	67 vs. Louisville (1997)
Most Pass Completions Allowed	37 vs. East Carolina (1997)
Most Passing Yards Allowed	482 vs. Florida (2010)
Most Yards Total Defense Allowed	742 vs. Louisville (1998)
Most Passes Intercepted	7 vs. Kansas State (1951)
Most Interception Return Yards	162 vs. Dayton (1956)
Most Turnovers Forced	8 vs. Rice (1974)

SINGLE-GAME INDIVIDUAL OFFENSE

Rushing Attempts	45 by Steve Cowan vs. Ohio (1970)
Rushing Yards	306 by Bob Hynes vs. Case Western Reserve (1923)
Yards Per Rush	29.5 by Mike Boone at Miami (OH) (4 carries, 118 yards) (2015)
Rushing Touchdowns	6 by Ike Stewart vs. Transylvania (1912) 6 by Bob Heuck vs. Transylvania (1912)
Passing Attempts	59 by Deontey Kenner vs. Southern Miss (1999)
Passing Completions	35 by Deontey Kenner vs. Southern Miss (1999) 35 by Greg Cook vs. Ohio (1968)
Passing Yards	557 by Hayden Moore at Memphis (2015)
Passing Touchdowns	6 by Gunner Kiel (2014); by Tony Pike vs. Illinois (2009)
Interceptions Thrown	6 by Mike Shoemaker vs. Xavier (1972)
Receptions	15 by Shaq Washington at East Carolina (2015)
Receiving Yards	254 by Tom Rossley vs. Louisville (1968)
Yards Per Reception	73.7 by Chris Moore at Ohio State (3 receptions, 221 yards) (2014)
Receiving Touchdowns	3 by nine players, last by Tyler Scott vs. Indiana (2022)
All-Purpose Yards (Rsh., Rec. and Ret.)	381 by Mardy Gilyard at Pittsburgh (2009)
Total Yards	564 by Hayden Moore at Memphis (2015)
Total Points	51 by Ike Stewart vs. Transylvania (1912)
Touchdowns	8 by Ike Stewart vs. Transylvania (1912)
Extra Points Made	12 by Alonzo Weiss vs. Transylvania (1912)
Field Goals Made	5 by Ryan Coe at SMU (2022)
Punts	13 by Phil Peckich at Pittsburgh (1981)
Punting Yards	510 by Steve Smith at Louisville (1996)
Punting Average	65.0 by Mason Fletcher at SMU (3 punts) (2022)
Kickoff Returns	8 by Mardy Gilyard at Pittsburgh (2009) 8 by LaDaris Vann vs. East Carolina (1999)
Kickoff Return Yards	256 by Mardy Gilyard at Pittsburgh (2009)
Kickoff Returns For Touchdowns	1 by 20 players last by Mardy Gilyard at Pittsburgh (2009)
Punt Returns	7 by Mike Daniels vs. Western Carolina (2005) 7 by Tinker Keck vs. Kansas (1997) 7 by Charley Bland vs. Villanova (1973)
Punt Return Yards	161 by Gene Gibson vs. Ohio (1949)
Punt Return Touchdowns	2 by Tinker Keck vs. Louisville (1997) 2 by Gene Gibson vs. Ohio (1949)

SINGLE-GAME INDIVIDUAL DEFENSE

Total Tackles	19 by Greg Blair at Louisville (10/26/12) * Frank Callicott vs. UAB (11/30/02) * Jeff Luc vs. Miami (Ohio) (9/20/14) *
Tackles For A Loss	5.5 by Brandon Mills vs. Rutgers (11/20/10) *
Sacks	4.0 by Alex Daniels at Miami (Ohio) (10/3/09) * Antwan Peek vs. Louisiana-Monroe (12/1/01) *
Forced Fumbles	3 by Antwan Peek vs. Louisiana Monroe (12/1/01) *
Fumble Recoveries	2 by Willis Edwards vs. Memphis (10/26/02) * Ivan Fields at Memphis (11/11/00) * Jeff Luc vs. USF (10/14/14) * Wes Richardson at NC State (9/16/10) *
Pass Break Ups	4 by Justin Harris at Pittsburgh (09/09/23) * Linden Stephens at Miami (Ohio) (9/16/17)) * Mike Mickens vs. Rutgers (11/18/06) * Zach Norton vs. Louisville (10/27/01) *
Interceptions	4 by Bob Hynes vs. Ohio Northern (1923)
Interception Return Yards	123 by Shawn Ferguson vs. Memphis (1998)
Interception Returns for Touchdowns	2 by Shawn Ferguson vs. Memphis (1998)
Blocked Kicks	2 by Connor Barwin at Marshall (10/3/08) * Antwan Peek vs. Miami (10/28/00) *

* - Since 2000

2024 RESULTS

	Date	Opponent		Score	Overall	Conf	Time	Attend
	08/31/2024	Towson	W	38-20	1-0	0-0	3:25	37654
	09/07/2024	Pittsburgh	L	27-28	1-1	0-0	3:35	37992
	09/14/2024	at Miami (OH)	W	27-16	2-1	0-0	3:14	24717
*	09/21/2024	Houston	W	34-0	3-1	1-0	2:58	38007
*	09/28/2024	at Texas Tech	L	41-44	3-2	1-1	3:41	60229
*	10/12/2024	at UCF	W	19-13	4-2	2-1	3:20	42611
*	10/19/2024	Arizona St.	W	24-14	5-2	3-1	3:15	38007

Opponent	Score	First Downs				Rushing Number-Yards	Passing		Total Offense Plays-Yards	Return Yards	Turn- Overs
		Total	Rush	Pass	Pen		Comp-Att.-Int	Yards			
Towson	38-20	26 / 21	10 / 7	15 / 11	1 / 3	32-275 / 37-194	22-31-0 / 21-37-0	383 / 244	63-658 / 74-438	59 / -2	3 / 1
Pittsburgh	27-28	21 / 24	7 / 10	14 / 12	0 / 2	37-151 / 33-196	22-38-0 / 20-35-1	298 / 302	75-449 / 68-498	18 / 95	1 / 1
Miami (OH)	27-16	20 / 15	8 / 0	12 / 14	0 / 1	34-215 / 21-24	21-34-0 / 25-39-1	186 / 356	68-401 / 60-380	28 / 48	1 / 2
Houston	34-0	22 / 12	7 / 8	10 / 3	5 / 1	38-149 / 33-148	15-19-0 / 13-21-1	213 / 92	57-362 / 54-240	26 / 80	0 / 3
Texas Tech	41-44	29 / 21	6 / 10	21 / 11	2 / 0	33-129 / 36-231	31-45-1 / 19-29-0	426 / 251	78-555 / 65-482	47 / 126	2 / 1
UCF	19-13	19 / 19	4 / 9	14 / 9	1 / 1	32-97 / 40-196	25-38-2 / 14-25-0	241 / 201	70-338 / 65-397	11 / 36	2 / 2
Arizona St.	24-14	23 / 18	10 / 9	12 / 7	1 / 2	38-191 / 40-191	23-31-1 / 12-23-0	206 / 155	69-397 / 63-346	0 / 35	1 / 1
Totals	210-135	160 / 130	52 / 53	98 / 67	10 / 10	244-1207 / 240-1180	159-236-4 / 124-209-3	1953 / 1601	480-3160 / 449-2781	189 / 418	10 / 11

COMBINED STATISTICS

Team Results

	Date	Opponent		Score	Att.
	08/31/2024	Towson	W	38-20	37654
	09/07/2024	Pittsburgh	L	27-28	37992
	09/14/2024	at Miami (OH)	W	27-16	24717
*	09/21/2024	Houston	W	34-0	38007
*	09/28/2024	at Texas Tech	L	41-44	60229
*	10/12/2024	at UCF	W	19-13	42611
*	10/19/2024	Arizona St.	W	24-14	38007

Rushing

Player	gp	att	gain	loss	net	avg	td	lg	avg/g
Corey Kiner	7	106	628	30	598	5.6	2	46	85.4
Evan Pryor	7	31	318	11	307	9.9	4	65	43.9
Brendan Sorsby	7	51	166	70	96	1.9	6	14	13.7
Chance Williams	4	15	69	2	67	4.5	0	16	16.8
Victor Dawson	6	7	63	0	63	9.0	0	47	10.5
Manny Covey	7	17	72	10	62	3.6	0	11	8.9
Barry Jackson Jr.	5	5	22	0	22	4.4	0	6	4.4
Tony Johnson	7	2	13	0	13	6.5	0	13	1.9
Brady Lichtenberg	2	4	7	9	-2	-0.5	0	5	-1.0
Team	7	6	0	19	-19	-3.2	0	0	-2.7
Total	7	244	1358	151	1207	4.9	12	65	172.4
Opponents	7	240	1324	144	1180	4.9	4	39	168.6

Passing

Player	gp	effic	comp-att-int	pct	yds	td	lg	avg/g
Brendan Sorsby	7	152.1	156-232-4	67.2	1928	13	71	275.4
Brady Lichtenberg	2	127.5	3-4-0	75.0	25	0	10	12.5
Total	7	151.7	159-236-4	67.4	1953	13	71	279.0
Opponents	7	136.6	124-209-3	59.3	1601	10	76	228.7

Receiving

Player	gp	no.	yds	avg	td	lg	avg/g
Xzavier Henderson	7	42	541	12.9	4	42	77.3
Joe Royer	7	32	387	12.1	2	38	55.3
Tony Johnson	7	24	238	9.9	3	21	34.0
Jamoi Mayes	7	19	237	12.5	1	52	33.9
Sterling Berkhalter	7	9	171	19.0	1	61	24.4
Manny Covey	7	8	119	14.9	2	71	17.0
Corey Kiner	7	7	63	9.0	0	13	9.0
Aaron Turner	5	5	85	17.0	0	49	17.0
Tyrin Smith	4	4	32	8.0	0	13	8.0
Evan Pryor	7	3	26	8.7	0	16	3.7
Barry Jackson Jr.	5	3	22	7.3	0	12	4.4
Joey Beljan	1	1	10	10.0	0	10	10.0
Francis Sherman	6	1	14	14.0	0	14	2.3
Devyn Zahursky	3	1	7	7.0	0	7	2.3
Total	7	159	1952	12.3	13	71	278.9
Opponents	7	124	1601	12.9	10	76	228.7

Game Records

Record	Overall	Home	Away	Neutral
ALL GAMES	5-2	3-1	2-1	0-0
CONFERENCE	3-1	2-0	1-1	0-0
NON-CONFERENCE	2-1	1-1	1-0	0-0

Team Statistics

	UC	OPP
First Downs	160	130
Rushing	52	53
Passing	98	67
Penalty	10	10
Rushing Yardage	1207	1180
Rushing attempts	244	240
Average per rush	4.9	4.9
Average per game	172.4	168.6
TDs Rushing	12	4
Passing Yardage	1953	1601
Comp-Att-Int	159-236-4	124-209-3
Average per pass	8.3	7.7
Average per catch	12.3	12.9
Average per game	279.0	228.7
TDs Passing	13	10
Total offense	3160	2781
Average per play	6.6	6.2
Average per game	451.4	397.3
Kick returns: #-Yards	8-151	18-351
Punt returns: #-Yards	6-31	6-13
Int returns: #-Yards	3-1	4-54
Fumbles-Lost	11-6	14-8
Penalties-Yards	31-267	40-308
Punts-Avg	21-45.0	25-42.8
Time of possession / game	32:50	27:10
3rd-down conversion	42/91	36/92
4rd-down conversion	7/8	5/16
PAT-attempts	(24-25) 96%	(12-12) 100%
2-point conversion-attempts	(0-0) 0%	(0-3) 0%

Interceptions

Player	no.	yds	avg	td	lg
Josh Minkins	2	1	0.5	0	1
Derrick Canteen	1	0	0.0	0	0
Total	3	1	0.3	0	1
Opponents	4	54	13.5	1	51

COMBINED STATISTICS

Field Goals

Player	fg	pct.	01-19	20-29	30-39	40-49	50-99	lg	blk
Nathan Hawks	9-13	69.2	0-0	2-2	2-3	2-4	3-4	55	0
Carter Brown	3-5	60.0	0-0	1-2	1-2	1-1	0-0	49	0
Opponents	11-14	78.6	0-0	3-3	5-6	2-4	1-1	53	0

Scoring

Player	td	fg	PAT				pts		
			kick	rush	rcv	pass			
Nathan Hawks	-	9-13	16-17	-	-	-	-	-	43
Brendan Sorsby	6	-	-	-	-	-	-	-	36
Xzavier Henderson	4	-	-	-	-	-	-	-	24
Evan Pryor	4	-	-	-	-	-	-	-	24
Tony Johnson	3	-	-	-	-	-	-	-	18
Carter Brown	-	3-5	8-8	-	-	-	-	-	17
Joe Royer	2	-	-	-	-	-	-	-	12
Corey Kiner	2	-	-	-	-	-	-	-	12
Manny Covey	2	-	-	-	-	-	-	-	12
Jamoi Mayes	1	-	-	-	-	-	-	-	6
Sterling Berkhalter	1	-	-	-	-	-	-	-	6
Total	25	12-18	24-25	0	0	0	0	0	210
Opponents	15	11-14	12-12	0	0	0	0	0	135

Score by Periods

Team	1st	2nd	3rd	4th	OT	TOT
Cincinnati	79	58	40	33	0	210
Opponents	23	37	41	34	0	135

Punting

Player	no.	yds	avg	lg	tb	fc	i20	50+	blk
Mason Fletcher	21	945	45.0	62	4	7	8	6	0
Total	21	945	45.0	62	4	7	8	6	0
Opponents	25	1070	42.8	56	1	9	8	5	0

Punt Returns

Player	no.	yds	avg	td	lg
Michael Mussari	3	12	4.0	0	12
Tyrin Smith	2	8	4.0	0	6
Jamoi Mayes	1	11	11.0	0	11
Total	6	31	5.2	0	12
Opponents	6	13	2.2	0	10

Kick Returns

Player	no.	yds	avg	td	lg
Logan Wilson	7	139	19.9	0	29
Jake Golday	1	12	12.0	0	12
Total	8	151	18.9	0	29
Opponents	18	351	19.5	0	40

All Purpose

Player	g	rush	rcv	pr	kr	ir	total	avg/g
Corey Kiner	7	598	63	0	0	0	661	94.4
Xzavier Henderson	7	0	541	0	0	0	541	77.3
Joe Royer	7	0	387	0	0	0	387	55.3
Evan Pryor	7	307	26	0	0	0	333	47.6
Tony Johnson	7	13	238	0	0	0	251	35.9
Jamoi Mayes	7	0	237	11	0	0	248	35.4
Manny Covey	7	62	119	0	0	0	181	25.9
Sterling Berkhalter	7	0	171	0	0	0	171	24.4
Logan Wilson	7	0	0	0	139	0	139	19.9
Brendan Sorsby	7	96	0	0	0	0	96	13.7
Aaron Turner	5	0	85	0	0	0	85	17.0
Chance Williams	4	67	0	0	0	0	67	16.8
Victor Dawson	6	63	0	0	0	0	63	10.5
Barry Jackson Jr.	5	22	22	0	0	0	44	8.8
Tyrin Smith	4	0	32	8	0	0	40	10.0
Francis Sherman	6	0	14	0	0	0	14	2.3
Jake Golday	7	0	0	0	12	0	12	1.7
Michael Mussari	5	0	0	12	0	0	12	2.4
Joey Beljan	1	0	10	0	0	0	10	10.0
Devyn Zahursky	3	0	7	0	0	0	7	2.3
Josh Minkins	6	0	0	0	0	1	1	0.2
Brady Lichtenberg	2	-2	0	0	0	0	-2	-1.0
Total	7	1207	1952	31	151	1	3342	477.4
Opponents	7	1180	1601	13	351	54	3199	457.0

Total Offense

Player	g	plays	rush	pass	total	avg/g
Brendan Sorsby	7	283	96	1928	2024	289.1
Corey Kiner	7	106	598	0	598	85.4
Evan Pryor	7	31	307	0	307	43.9
Chance Williams	4	15	67	0	67	16.8
Victor Dawson	6	7	63	0	63	10.5
Manny Covey	7	17	62	0	62	8.9
Brady Lichtenberg	2	8	-2	25	23	11.5
Barry Jackson Jr.	5	5	22	0	22	4.4
Tony Johnson	7	2	13	0	13	1.9
Total	7	480	1207	1953	3160	451.4
Opponents	7	449	1180	1601	2781	397.3

TEAM STATISTICS

Team Statistics

	UC	OPP
Scoring	210	135
Points per game	30.0	19.3
Points Off Turnovers	43	20
First Downs	160	130
Rushing	52	53
Passing	98	67
Penalty	10	10
Rushing Yardage	1207	1180
Yards gained rushing	1358	1324
Yards lost rushing	151	144
Rushing attempts	244	240
Average per rush	4.9	4.9
Average per game	172.4	168.6
TDs Rushing	12	4
Passing Yardage	1953	1601
Comp-Att-Int	159-236-4	124-209-3
Average per pass	8.3	7.7
Average per catch	12.3	12.9
Average per game	279.0	228.7
TDs Passing	13	10
Total offense	3160	2781
Total plays	480	449
Average per play	6.6	6.2
Average per game	451.4	397.3
Kick returns: #-Yards	8-151	18-351
Punt returns: #-Yards	6-31	6-13
Int returns: #-Yards	3-1	4-54
Kick return average	18.9	19.5
Punt return average	5.2	2.2
Int return average	0.3	13.5
Fumbles-Lost	11-6	14-8
Penalties-Yards	31-267	40-308
Average per game	38.1	44.0
Punts-Yards	21-945	25-1070
Average per punt	45.0	42.8
Net punt average	40.6	40.8
Kickoffs-Yards	44-2764	32-1955
Average per kick	62.8	61.1
Net kick average	40.1	39.0
Time of possession / game	32:50	27:10
3rd-down conversion	42/91	36/92
3rd-down pct	46%	39%
4rd-down conversion	7/8	5/16
4rd-down pct --	88%	31%

TEAM STATISTICS

	UC	OPP
4rd-down pct	88%	31%
Sacks by-Yards	17-103	10-54
Misc Yards	0	0
Touchdowns scored	25	15
Field goals - attempts	12-18	11-14
On-Side kicks	0-0	0-0
Red-zone scores	(23-30) 77%	(16-19) 84%
Red-zone touchdowns	(16-30) 53%	(8-19) 42%
PAT-attempts	(24-25) 96%	(12-12) 100%
2-point conversion-attempts	(0-0) 0%	(0-3) 0%
Attendance	151660	127557
Games / Avg per game	4/37915	3/42519
Neutral site games	-	0/0

Score by Periods

Team	1st	2nd	3rd	4th	OT	TOT
Cincinnati	79	58	40	33	0	210
Opponents	23	37	41	34	0	135

PARTICIPATION

##	Player	GP-GS	Towson	UP	Miami	UH	TTU	UCF	ASU
0	Josh Minkins	6/6	START	START	...	START	START	START	START
0	Tony Johnson	7/4	XXX	XXX	XXX	START	START	START	START
1	Jordan Young	7/7	START	START	START	START	START	START	START
2	Dontay Corleone	6/6	...	START	START	START	START	START	START
2	Brendan Sorsby	7/7	START	START	START	START	START	START	START
3	Evan Prater	7/0	XXX	XXX	XXX	XXX	XXX	XXX	XXX
3	Kye Stokes	7/0	XXX	XXX	XXX	XXX	XXX	XXX	XXX
4	Mikah Coleman	0/0
4	Tyrin Smith	4/0	XXX	XXX	XXX	XXX
5	D.J. Taylor	2/0	XXX	XXX
5	Samaj Jones	0/0
6	Evan Pryor	7/0	XXX	XXX	XXX	XXX	XXX	XXX	XXX
6	Tre Gola-Callard	7/0	XXX	XXX	XXX	XXX	XXX	XXX	XXX
7	Jared Bartlett	7/6	START	START	START	START	START	XXX	START
7	Chance Williams	4/0	XXX	XXX	XXX	XXX
8	Xzavier Henderson	7/7	START	START	START	START	START	START	START
8	Ormanie Arnold	7/0	XXX	XXX	XXX	XXX	XXX	XXX	XXX
9	Aaron Turner	5/1	XXX	XXX	START	XXX	XXX
9	Jiquan Sanks	7/4	START	START	START	XXX	START	XXX	XXX
10	Derrick Canteen	7/7	START	START	START	START	START	START	START
10	Jamoi Mayes	7/6	XXX	START	START	START	START	START	START
11	Joe Royer	7/7	START	START	START	START	START	START	START
11	Jake Golday	7/5	START	XXX	START	XXX	START	START	START
12	Brady Drogosh	1/0	XXX
12	Danny Stoddard	0/0
13	Logan Wilson	7/1	XXX	XXX	START	XXX	XXX	XXX	XXX
13	Jacob Hoying	0/0
14	Barry Jackson Jr.	5/1	START	XXX	XXX	XXX	XXX
14	Zay Johnson	1/0	XXX
15	Kam Wilson	7/0	XXX	XXX	XXX	XXX	XXX	XXX	XXX
15	Will Kocher	0/0
16	Brady Lichtenberg	2/0	XXX	XXX
16	Jordan Robinson	7/0	XXX	XXX	XXX	XXX	XXX	XXX	XXX
17	Joey Beljan	1/0	XXX
17	Brian Simms III	7/0	XXX	XXX	XXX	XXX	XXX	XXX	XXX
18	Marqavious Saboor	7/0	XXX	XXX	XXX	XXX	XXX	XXX	XXX
18	Kale Woodburn	0/0
19	Dakarai Anderson	0/0
19	Quinton Price	0/0
20	Mehki Miller	7/0	XXX	XXX	XXX	XXX	XXX	XXX	XXX
20	Jakorian Caffey	0/0
21	Corey Kiner	7/7	START	START	START	START	START	START	START
21	Kalen Carroll	7/6	START	START	START	START	XXX	START	START
22	Jonathan Thompson	6/3	XXX	START	XXX	START	...	START	XXX
22	Zane Kinsey	0/0
23	Brian Doneghy II	0/0
23	Willie Goodwyn	2/0	XXX	XXX	...
24	Darian Varner	7/3	XXX	XXX	START	START	START	XXX	XXX
24	Victor Dawson	6/0	XXX	XXX	XXX	XXX	XXX	XXX	...
25	Daniel James	0/0
26	Cameron Roetherford	6/0	XXX	XXX	XXX	XXX	XXX	...	XXX
27	Ken Willis	7/0	XXX	XXX	XXX	XXX	XXX	XXX	XXX
29	Manny Covey	7/0	XXX	XXX	XXX	XXX	XXX	XXX	XXX
29	Stanley Clyne	0/0
30	Max Fletcher	0/0
31	Mason Fletcher	7/0	XXX	XXX	XXX	XXX	XXX	XXX	XXX
31	Simeon Coleman	7/0	XXX	XXX	XXX	XXX	XXX	XXX	XXX
32	Maxwell Cummings	0/0
33	Carter Brown	2/0	XXX	XXX
33	Zander Blue	0/0

##	Player	GP-GS	Towson	UP	Miami	UH	TTU	UCF	ASU
35	Brady Young	0/0
35	Drew Robinson	0/0
36	Christian Comisso	0/0
37	Trevor Adams	4/0	XXX	...	XXX	XXX	XXX
38	Nijal Mooney	0/0
39	Cincear Lewis	0/0
40	Kamari Burns	3/1	START	XXX	XXX
41	Quinn Staten	0/0
42	Connor Keyes	0/0
43	Jayden Perry	7/0	XXX	XXX	XXX	XXX	XXX	XXX	XXX
44	Francis Sherman	6/1	START	XXX	XXX	...	XXX	XXX	XXX
44	Montay Weedon	5/0	XXX	...	XXX	XXX	...	XXX	XXX
46	Antwan Peek Jr.	7/2	XXX	XXX	XXX	XXX	XXX	START	START
47	George Leibold	0/0
48	Weston Simmons	0/0
49	Jack Dingle	7/7	START	START	START	START	START	START	START
50	Evan Tengesdahl	6/0	XXX	...	XXX	XXX	XXX	XXX	XXX
52	Garrison Butler	0/0
53	Gavin Gerhardt	7/7	START	START	START	START	START	START	START
54	Dartanyan Tinsley	4/4	START	START	START	START
56	Deondre Buford	7/6	START	START	START	START	START	START	XXX
57	Ben Blevins	0/0
59	Jake Wheelock	0/0
63	Zac Clarke	0/0
66	Xavier Lozowicki	4/0	XXX	XXX	XXX	...	XXX
67	Luke Kandra	7/7	START	START	START	START	START	START	START
69	JP Schrieber	0/0
71	Judea Milon	0/0
73	Aiden Pastoriza	0/0
74	Phillip Wilder	4/4	START	START	START	START
75	John Williams	7/7	START	START	START	START	START	START	START
77	Jonathan Harder	7/0	XXX	XXX	XXX	XXX	XXX	XXX	XXX
78	Grant Edgington	1/0	XXX
79	Ethan Green	6/0	XXX	...	XXX	XXX	XXX	XXX	XXX
80	Elijah Jones	0/0
81	Michael Mussari	5/0	XXX	XXX	XXX	XXX	XXX
82	Michael McCalmont	7/0	XXX	XXX	XXX	XXX	XXX	XXX	XXX
83	Devyn Zahursky	3/0	XXX	...	XXX	XXX
84	Sterling Berkhalter	7/0	XXX	XXX	XXX	XXX	XXX	XXX	XXX
85	Lyviel Waters	0/0
87	Gavin Grover	7/1	XXX	START	XXX	XXX	XXX	XXX	XXX
90	Jalen Hunt	0/0
91	Drew Logan	3/0	XXX	XXX	XXX
92	Nick Herbst	0/0
93	Harris Adams	6/0	XXX	...	XXX	XXX	XXX	XXX	XXX
93	Max Lemasters	0/0
94	Keilan Smith	0/0
95	Lendric Barber	1/0	XXX
96	Nathan Hawks	7/0	XXX	XXX	XXX	XXX	XXX	XXX	XXX
96	Nathan Nunn	0/0
97	Eric Phillips	7/7	START	START	START	START	START	START	START
98	Marquaze Parker	5/0	...	XXX	XXX	XXX	...	XXX	XXX
99	Rob Jackson	5/4	START	START	XXX	START	START

PASSING/RUSHING/RECEIVING

#2 Brendan Sorsby	Comp	Att	Int	Pct	Yards	TD	Long	Sacked	Effic.
Towson	22	31	0	71.0	383	2	61	0-0	196.0
Pittsburgh	22	38	0	57.9	298	3	52	3-20	149.8
Miami (OH)	21	34	0	61.8	186	1	21	2-5	117.4
Houston	12	15	0	80.0	188	2	47	1-5	229.3
Texas Tech	31	45	1	68.9	426	4	71	1-2	173.3
UCF	25	38	2	65.8	241	1	21	2-13	117.2
Arizona St.	23	31	1	74.2	206	0	17	1-9	123.6
Totals	156	232	4	67.2	1928	13	71	10-54	152.1

#16 Brady Lichtenberg	Comp	Att	Int	Pct	Yards	TD	Long	Sacked	Effic.
Houston	3	4	0	75.0	25	0	10	0-0	127.5
Totals	3	4	0	75.0	25	0	10	0-0	127.5

Rushing

Player	No-Yds/TD	Towson	UP	Miami	UH	TTU	UCF	ASU
Corey Kiner	106-598/2	7-51/0	20-149/0	21-126/1	16-78/1	3-9/0	17-83/0	22-102/0
Brendan Sorsby	51-96/6	5-5/2	8--5/0	7-10/0	3-4/1	12-52/0	9-4/1	7-26/2
Evan Pryor	31-307/4	4-105/1	5-4/0	3-76/1	3-8/0	8-46/1	4-1/0	4-67/1
Manny Covey	17-62/0	5-26/0	-	-	3-17/0	8-15/0	1-4/0	-
Chance Williams	15-67/0	5-23/0	4-3/0	2-3/0	4-38/0	DNP	DNP	DNP
Victor Dawson	7-63/0	2-54/0	-	1-0/0	3-8/0	1-1/0	-	DNP
Barry Jackson Jr.	5-22/0	1-5/0	DNP	DNP	-	1-6/0	1-5/0	2-6/0
Brady Lichtenberg	4--2/0	-	DNP	DNP	4--2/0	DNP	DNP	DNP
Tony Johnson	2-13/0	1-13/0	-	-	-	-	-	1-0/0

Receiving

Player	No-Yds/TD	Towson	UP	Miami	UH	TTU	UCF	ASU
Xzavier Henderson	42-541/4	7-101/1	6-83/0	10-108/0	2-34/2	7-127/1	2-21/0	8-67/0
Joe Royer	32-387/2	5-89/0	3-49/1	3-27/1	2-31/0	7-66/0	8-84/0	4-41/0
Tony Johnson	24-238/3	-	2-21/1	4-28/0	1-17/0	5-61/1	8-76/1	4-35/0
Jamoi Mayes	19-237/1	2-16/0	3-72/1	1-6/0	1-20/0	5-56/0	4-27/0	3-40/0
Sterling Berkhalter	9-171/1	2-70/1	2-26/0	1-6/0	3-60/0	-	-	1-9/0
Manny Covey	8-119/2	1-7/0	-	-	-	6-100/2	1-12/0	-
Corey Kiner	7-63/0	-	2-18/0	-	2-19/0	-	1-9/0	2-17/0
Aaron Turner	5-85/0	2-68/0	3-17/0	-	-	-	DNP	DNP
Tyrin Smith	4-32/0	-	1-12/0	2-10/0	1-10/0	DNP	DNP	DNP
Evan Pryor	3-26/0	1-13/0	-	-	-	1-16/0	-	1--3/0
Barry Jackson Jr.	3-22/0	1-5/0	DNP	DNP	1-5/0	-	1-12/0	-
Francis Sherman	1-14/0	1-14/0	-	-	DNP	-	-	-
Joey Beljan	1-10/0	DNP	DNP	DNP	1-10/0	DNP	DNP	DNP
Devyn Zahursky	1-7/0	-	DNP	-	1-7/0	DNP	DNP	DNP

DEFENSIVE STATISTICS

Team Defense

			Tackles				Sacks	Pass defense			Fumbles	blkd		
##	Player	gp	ua	a	tot	tfl/yds	no-yds	int-yds	brup	qbh	fr-yds	ff	kick	saf
7	Jared Bartlett	7	18	19	37	7-26	4.5-22	.	2	2
46	Antwan Peek Jr.	7	22	15	37	1-1	.	.	1	.	.	4	.	.
11	Jake Golday	7	13	22	35	5-30	1.5-14	.	1	.	1-0	1	.	.
10	Derrick Canteen	7	17	12	29	1.5-3	.	1-0	3	.	.	1	.	.
49	Jack Dingle	7	14	14	28
0	Josh Minkins	6	19	8	27	1-1	.	2-1	3
9	Jiquan Sanks	7	14	10	24
22	Jonathan Thompson	6	6	15	21	3-19	2-17	.	1	1
2	Dontay Corleone	6	11	10	21	4.5-17	3-15	.	.	4
31	Simeon Coleman	7	7	14	21	4-7	.	.	.	2
1	Jordan Young	7	8	10	18	1-1	.	.	5
20	Mehki Miller	7	8	8	16	1-2
13	Logan Wilson	7	6	7	13	1.5-3	.	.	3
97	Eric Phillips	7	10	3	13	4.5-22	4-21	.	.	5	.	1	.	.
21	Kalen Carroll	7	10	3	13	1-4	.	.	1
16	Jordan Robinson	7	9	3	12	2-5	.	.	1	.	1-0	1	.	.
17	Brian Simms III	7	2	9	11	0.5-1
6	Tre Gola-Callard	7	6	2	8	2-2	.	.	2	.	1-0	.	.	.
15	Kam Wilson	7	5	3	8	2.5-15	2-14	.	.	1	1-0	.	.	.
24	Darian Varner	7	2	6	8	0.5-2	.	.	.	1	1-6	.	.	.
26	Cameron Roetherford	6	1	7	8
99	Rob Jackson	5	3	4	7
98	Marquaze Parker	5	3	3	6	1-3	.	.	.	3
44	Montay Weedon	5	5	1	6	1	.	.
3	Kye Stokes	7	1	4	5
8	Ormanie Arnold	7	1	3	4	.	.	.	1
18	Marqavious Saboor	7	3	1	4	1-0	.	.	.
27	Ken Willis	7	3	.	3
93	Harris Adams	6	2	1	3	1	1-0	.	.	.
37	Trevor Adams	4	1	1	2	.	.	.	1
40	Kamari Burns	3	.	2	2	0.5-0	.	.	.	1
43	Jayden Perry	7	2	.	2
95	Lendric Barber	1	.	1	1
9	Aaron Turner	5	.	1	1
23	Willie Goodwyn	2	.	1	1
14	Zay Johnson	1	.	1	1
6	Evan Pryor	7	.	1	1
11	Joe Royer	7	.	1	1
29	Manny Covey	7	1-0	.	.	.
Totals		7	232	226	458	45-164	17-103	3-1	25	21	8-6	9	0	0
Opponents		7	250	248	498	40-146	10-54	4-54	16	15	6-0	5	0	0

CINCINNATI GAME-BY-GAME STATISTICS

Date	Opponent	Rushing				Receiving				Passing				Kick Returns				Punt Returns				tot
		no.	yds	td	lg	no.	yds	td	lg	cmp-att-int	yds	td	lg	no.	yds	td	lg	no.	yds	td	lg	off
08/31/2024	Towson	32	275	3	64	22	383	2	61	22-31-0	383	2	61	3	41	0	15	3	12	0	12	658
09/07/2024	Pittsburgh	37	151	0	28	22	298	3	52	22-38-0	298	3	52	1	18	0	18	0	0	0	0	449
09/14/2024	at Miami (OH)	34	215	2	65	21	185	1	21	21-34-0	186	1	21	1	20	0	20	2	8	0	6	401
09/21/2024	Houston	38	149	2	44	15	213	2	47	15-19-0	213	2	47	1	25	0	25	0	0	0	0	362
09/28/2024	at Texas Tech	33	129	1	36	31	426	4	71	31-45-1	426	4	71	2	47	0	29	0	0	0	0	555
10/12/2024	at UCF	32	97	1	46	25	241	1	21	25-38-2	241	1	21	0	0	0	0	1	11	0	11	338
10/19/2024	Arizona St.	38	191	3	55	23	206	0	17	23-31-1	206	0	17	0	0	0	0	0	0	0	0	397
Cincinnati		244	1207	12	65	159	1952	13	71	159-236-4	1953	13	71	8	151	0	29	6	31	0	12	3160
Opponents		240	1180	4	39	124	1601	10	76	124-209-3	1601	10	76	18	351	0	40	6	13	0	10	2781

Cincinnati Averages

Games	Avg/ rush	Avg/ catch	Pass eff	KR avg	PR avg	All purpose avg/game	Total offense avg/game
7	4.9	12.3	151.7	18.9	5.2	477.4	451.4

Date	Opponent	Tackles			Sacks no-yds	Fumble		Pass Defense			blkd kick	PAT attempts			off		
		ua	a	total		ff	fr-yds	int-yds	qbh	brup		kick	rush	rcv	saf	t/o	pts
08/31/2024	Towson	36	40	76	8.0-21	3-15	1 1-6	0-0	2	7	0	5-5	0	0	0	0	38
09/07/2024	Pittsburgh	28	32	60	4.0-18	2-14	0 0-0	1-0	5	5	0	3-3	0	0	0	7	27
09/14/2024	at Miami (OH)	28	28	56	6.0-15	3-12	0 1-0	1-0	8	3	0	3-3	0	0	0	6	27
09/21/2024	Houston	29	40	69	8.0-28	2-14	3 2-0	1-1	1	2	0	4-4	0	0	0	17	34
09/28/2024	at Texas Tech	45	14	59	7.0-17	0-0	1 1-0	0-0	2	2	0	5-5	0	0	0	3	41
10/12/2024	at UCF	41	26	67	7.0-42	5-34	3 2-0	0-0	0	4	0	1-2	0	0	0	3	19
10/19/2024	Arizona St.	25	46	71	5.0-23	2-14	1 1-0	0-0	3	2	0	3-3	0	0	0	7	24
Cincinnati		232	226	458	45.0-164	17-103	9 8-6	3-1	21	25	0	24-25	0	0	0	43	210
Opponents		250	248	498	40.0-146	10-54	5 6-0	4-54	15	16	0	12-12	0	0	0	20	135

Date	Opponent	Punting										Field Goals			Kickoffs				
		no.	yds	avg	long	blkd	tb	fc	50+	i20	md-att	long	blkd	no.	yds	avg	tb	ob	
08/31/2024	Towson	2	105	52.5	54	0	0	1	2	1	1-2	36	0	7	444	63.4	5	1	
09/07/2024	Pittsburgh	4	194	48.5	62	0	2	0	2	2	2-3	49	0	6	382	63.7	2	0	
09/14/2024	at Miami (OH)	5	224	44.8	54	0	1	2	2	3	2-2	55	0	6	376	62.7	3	0	
09/21/2024	Houston	2	86	43.0	49	0	0	0	0	0	2-2	46	0	7	439	62.7	3	0	
09/28/2024	at Texas Tech	1	43	43.0	43	0	0	0	0	0	2-4	37	0	8	487	60.9	4	0	
10/12/2024	at UCF	3	131	43.7	45	0	0	1	0	2	2-3	51	0	5	311	62.2	0	0	
10/19/2024	Arizona St.	4	162	40.5	43	0	1	3	0	0	1-2	46	0	5	325	65.0	4	0	
Cincinnati		21	945	45.0	62	0	4	7	6	8	12-18	55	0	44	2764	62.8	21	1	
Opponents		25	1070	42.8	56	0	1	9	5	8	11-14	53	0	32	1955	61.1	22	0	

OPPONENT GAME-BY-GAME STATISTICS

		Rushing				Receiving				Passing				Kick Returns				Punt Returns				tot
Date	Opponent	no.	yds	td	lg	no.	yds	td	lg	cmp-att-int	yds	td	lg	no.	yds	td	lg	no.	yds	td	lg	off
08/31/2024	Towson	37	194	0	39	21	244	2	76	21-37-0	244	2	76	0	0	0	0	1	-2	0	0	438
09/07/2024	Pittsburgh	33	196	0	26	20	302	3	56	20-35-1	302	3	56	4	95	0	40	0	0	0	0	498
09/14/2024	at Miami (OH)	21	24	0	9	25	356	2	58	25-39-1	356	2	58	3	48	0	17	1	0	0	0	380
09/21/2024	Houston	33	148	0	20	13	92	0	52	13-21-1	92	0	52	4	68	0	20	2	12	0	10	240
09/28/2024	at Texas Tech	36	231	2	35	19	251	2	49	19-29-0	251	2	49	4	72	0	35	1	3	0	3	482
10/12/2024	at UCF	40	196	0	31	14	201	1	34	14-25-0	201	1	34	2	33	0	17	1	0	0	0	397
10/19/2024	Arizona St.	40	191	2	29	12	155	0	42	12-23-0	155	0	42	1	35	0	35	0	0	0	0	346
Opponents		240	1180	4	39	124	1601	10	76	124-209-3	1601	10	76	18	351	0	40	6	13	0	10	2781
Cincinnati		244	1207	12	65	159	1952	13	71	159-236-4	1953	13	71	8	151	0	29	6	31	0	12	3160

Opponents Averages

Games	Avg/ rush	Avg/ catch	Pass effic	KR avg	PR avg	All purpose avg/game	Total offense avg/game
7	4.9	12.9	136.6	19.5	2.2	457.0	397.3

Date	Opponent	Tackles				Sacks	Fumble		Pass Defense			blkd	PAT attempts			off		
		ua	a	total	tfl-yds	no-yds	ff	fr-yds	int-yds	qbh	brup	kick	kick	rush	rcv	saf	t/o	pts
08/31/2024	Towson	37	26	63	4.0-24	0-0	2	3-0	0-0	1	2	0	2-2	0	0	0	3	20
09/07/2024	Pittsburgh	40	32	72	6.0-27	3-20	0	1-0	0-0	6	3	0	1-1	0	0	0	0	28
09/14/2024	at Miami (OH)	32	44	76	3.0-8	2-5	1	1-0	0-0	3	4	0	1-1	0	0	0	0	16
09/21/2024	Houston	27	42	69	8.0-23	1-5	0	0-0	0-0	0	2	0	0-0	0	0	0	0	0
09/28/2024	at Texas Tech	40	38	78	6.0-15	1-2	2	1-0	1-51	3	1	0	5-5	0	0	0	14	44
10/12/2024	at UCF	44	22	66	8.0-31	2-13	0	0-0	2-3	2	2	0	1-1	0	0	0	3	13
10/19/2024	Arizona St.	30	44	74	5.0-18	1-9	0	0-0	1-0	0	2	0	2-2	0	0	0	0	14
Opponents		250	248	498	40.0-146	10-54	5	6-0	4-54	15	16	0	12-12	0	0	0	20	135
Cincinnati		232	226	458	45.0-164	17-103	9	8-6	3-1	21	25	0	24-25	0	0	0	43	210

Date	Opponent	Punting										Field Goals			Kickoffs			
		no.	yds	avg	long	blkd	tb	fc	50+	i20	md-att	long	blkd	no.	yds	avg	tb	ob
08/31/2024	Towson	6	270	45.0	54	0	1	2	1	2	2-2	33	0	5	210	42.0	0	0
09/07/2024	Pittsburgh	3	95	31.7	44	0	0	0	0	0	3-3	53	0	6	386	64.3	5	0
09/14/2024	at Miami (OH)	4	183	45.8	49	0	0	0	0	1	1-1	30	0	4	260	65.0	3	0
09/21/2024	Houston	4	176	44.0	52	0	0	2	1	1	0-1	0	0	1	64	64.0	0	0
09/28/2024	at Texas Tech	1	37	37.0	37	0	0	1	0	1	3-3	45	0	9	580	64.4	7	0
10/12/2024	at UCF	3	139	46.3	52	0	0	2	1	0	2-2	29	0	4	260	65.0	4	0
10/19/2024	Arizona St.	4	170	42.5	56	0	0	2	2	3	0-2	0	0	3	195	65.0	3	0

CINCINNATI GAME HIGHS

Cincinnati - Game Highs

RUSHES	38	Arizona St. (10/19/2024)
	38	Houston (09/21/2024)
YARDS RUSHING	275	Towson (08/31/2024)
YARDS PER RUSH	8.6	Towson (08/31/2024)
TD RUSHES	3	Arizona St. (10/19/2024)
	3	Towson (08/31/2024)
PASS ATTEMPTS	45	at Texas Tech (09/28/2024)
PASS COMPLETIONS	31	at Texas Tech (09/28/2024)
YARDS PASSING	426	at Texas Tech (09/28/2024)
YARDS PER PASS	12.4	Towson (08/31/2024)
TD PASSES	4	at Texas Tech (09/28/2024)
TOTAL PLAYS	78	at Texas Tech (09/28/2024)
TOTAL OFFENSE	658	Towson (08/31/2024)
YARDS PER PLAY	10.4	Towson (08/31/2024)
POINTS	41	at Texas Tech (09/28/2024)
SACKS BY	5	at UCF (10/12/2024)
FIRST DOWNS	29	at Texas Tech (09/28/2024)
PENALTIES	6	at UCF (10/12/2024)
	6	Pittsburgh (09/07/2024)
PENALTY YARDS	59	Pittsburgh (09/07/2024)
TURNOVERS	3	Towson (08/31/2024)
PUNTS	5	at Miami (OH) (09/14/2024)
PUNTING AVG	52.5	Towson (08/31/2024)
LONG PUNT	62	Pittsburgh (09/07/2024)
PUNTS INSIDE 20	3	at Miami (OH) (09/14/2024)
LONG PUNT RETURN	12	Towson (08/31/2024)

OPPONENT GAME HIGHS

Opponent - Game Highs

RUSHES	40	Arizona St. (10/19/2024)
	40	at UCF (10/12/2024)
YARDS RUSHING	231	at Texas Tech (09/28/2024)
YARDS PER RUSH	6.4	at Texas Tech (09/28/2024)
TD RUSHES	2	Arizona St. (10/19/2024)
	2	at Texas Tech (09/28/2024)
PASS ATTEMPTS	39	at Miami (OH) (09/14/2024)
PASS COMPLETIONS	25	at Miami (OH) (09/14/2024)
YARDS PASSING	356	at Miami (OH) (09/14/2024)
YARDS PER PASS	9.1	at Miami (OH) (09/14/2024)
TD PASSES	3	Pittsburgh (09/07/2024)
TOTAL PLAYS	74	Towson (08/31/2024)
TOTAL OFFENSE	498	Pittsburgh (09/07/2024)
YARDS PER PLAY	7.4	at Texas Tech (09/28/2024)
POINTS	44	at Texas Tech (09/28/2024)
SACKS BY	3	Pittsburgh (09/07/2024)
FIRST DOWNS	24	Pittsburgh (09/07/2024)
PENALTIES	10	at UCF (10/12/2024)
PENALTY YARDS	75	at UCF (10/12/2024)
TURNOVERS	3	Houston (09/21/2024)
PUNTS	6	Towson (08/31/2024)
PUNTING AVG	46.3	at UCF (10/12/2024)
LONG PUNT	56	Arizona St. (10/19/2024)
PUNTS INSIDE 20	3	Arizona St. (10/19/2024)
LONG PUNT RETURN	10	Houston (09/21/2024)

BIG 12 CONFERENCE RANKINGS

Offense					Defense			
Team	Rushing	Passing	Total Off.	Scoring	Rushing	Passing	Total Def.	Scoring
Arizona	13	6	13	15	7	10	10	13
Arizona St.	4	14	9	12	3	8	6	7
BYU	10	8	10	2	6	4	4	3
Baylor	11	9	14	4	11	6	8	10
Cincinnati	7	4	3	11	14	11	14	4
Colorado	16	2	11	8	10	9	12	6
Houston	12	16	16	16	8	3	3	8
Iowa St.	6	7	4	6	15	1	1	1
Kansas	3	13	7	10	9	7	9	9
Kansas St.	2	11	6	3	1	13	7	5
Oklahoma St.	14	5	12	9	16	14	16	14
TCU	15	1	5	5	13	2	5	12
Texas Tech	8	3	2	1	12	16	15	16
UCF	1	15	1	7	2	12	11	11
Utah	9	10	15	14	4	5	2	2
West Virginia	5	12	8	13	5	15	13	14

Team	Kick ret.	Punt ret.	Interceptions	Sacks	TFL	Turnover Mar.
Arizona	1	8	13	12	14	13
Arizona St.	13	10	10	3	12	3
BYU	9	6	9	5	14	2
Baylor	5	1	7	8	8	10
Cincinnati	12	14	16	6	4	7
Colorado	14	8	3	2	1	4
Houston	8	7	10	13	11	14
Iowa St.	16	3	5	14	8	1
Kansas	6	16	5	9	2	5
Kansas St.	11	5	7	1	2	5
Oklahoma St.	2	13	2	11	6	7
TCU	10	2	15	4	12	16
Texas Tech	3	15	4	16	16	7
UCF	4	4	1	15	6	11
Utah	14	12	12	7	5	11
West Virginia	7	11	14	10	8	15

SCORING DRIVES

AUG. 31 VS. TOWSON

SCORING PLAY	QTR	CLOCK	PLAYS	YDS	TIME
Sorsby 2-yard run	1	11:17	7	75	3:43
Henderson 42-yard pass from Sorsby	1	6:50	4	65	1:08
Berkhalter 61-yard pass from Sorsby	1	3:13	3	75	1:23
Sorsby 12-yard run	2	6:56	5	63	2:53
Pryor 64-yard run	3	9:52	1	64	0:10
Brown 36-yard field goal	3	4:38	11	63	3:41

SEPT. 7 VS. PITT

SCORING PLAY	QTR	CLOCK	PLAYS	YDS	TIME
Mayes 52-yard pass from Sorsby	1	7:47	4	80	1:20
Johnson 5-yard pass from Sorsby	1	1:11	6	75	2:41
Crown 49-yard field goal	2	8:11	14	31	7:14
Royer 16-yard pass from Sorsby	3	7:25	10	58	5:13
Brown 26-yard field goal	3	4:50	6	31	1:59

SEPT. 14 AT MIAMI

SCORING PLAY	QTR	CLOCK	PLAYS	YDS	TIME
Hawks 55-yard field goal	1	3:27	8	26	2:58
Royer 3-yard pass from Sorsby	2	10:37	1	3	0:06
Kiner 1-yard run	3	7:38	12	75	7:22
Pryor 65-yard run	4	13:01	1	65	0:13
Hawks 50-yards field goal	4	0:59	7	56	2:44

SEPT. 21 VS. HOUSTON

SCORING PLAY	QTR	CLOCK	PLAYS	YDS	TIME
Henderson 19-yard pass from Sorsby	1	10:46	3	45	1:19
Kiner 44-yard run	1	2:57	4	80	2:17
Henderson 15-yard pass from Sorsby	2	6:27	12	80	7:11
Hawks 46-yard field goal	2	1:51	6	25	2:32
Sorsby 8-yard rush	3	9:09	8	89	4:00
Hawks 34-yard field goal	4	3:47	15	52	9:51

SEPT. 28 AT TEXAS TECH

SCORING PLAY	QTR	CLOCK	PLAYS	YDS	TIME
Johnson 15-yard pass from Sorsby	1	7:35	7	68	3:52
Henderson 42-yard pass from Sorsby	1	4:59	1	42	0:08
Hawks 37-yard field goal	2	13:27	5	12	2:04
Pryor 1-yard rush	2	3:47	12	75	6:45
Hawks 26-yard field goal	3	6:39	11	72	5:42
Covey 71-yard pass from Sorsby	4	12:05	2	75	0:35
Covey 3-yard pass from Sorsby	4	3:24	10	75	4:26

OCT. 12 AT UCF

SCORING PLAY	QTR	CLOCK	PLAYS	YDS	TIME
Hawks 22-yard field goal	1	8:36	4	1	0:48
Sorsby 3-yard rush	2	14:56	11	61	5:58
Hawks 51-yard field goal	3	3:06	9	42	5:20
Johnson 4-yard pass from Sorsby	4	6:32	9	65	3:28

OCT. 19 VS. ARIZONA STATE

SCORING PLAY	QTR	CLOCK	PLAYS	YDS	TIME
Sorsby 14-yard rush	1	7:26	2	22	0:46
Hawks 46-yard field goal	1	2:18	6	13	3:11
Pryor 55-yard rush	2	11:38	6	91	3:15
Sorsby 1-yard rush	2	1:55	5	50	2:47

LONG PLAYS

LONG PLAYS (20-YARDS OR MORE)

YDS.	TYPE	PLAYER(S)	OPP.
71*	Pass	Covey from Sorsby	at Texas Tech
65*	Rush	Pryor rush left	at Miami
64*	Rush	Pryor rush right	Towson
61*	Pass	Berkhalter from Sorsby	Towson
55*	Rush	Pryor rush middle	Arizona State
51*	Pass	Mayes from Sorsby	Pitt
49	Pass	Turner from Sorsby	Towson
47	Rush	Dawson rush middle	Towson
47	Pass	Berkhalter from Sorsby	Houston
46	Rush	Kiner rush left	at UCF
44*	Rush	Kiner rush middle	Houston
42*	Pass	Henderson from Sorsby	Towson
42*	Pass	Henderson from Sorsby	at Texas Tech
40	Rush	Kiner rush middle	at Miami
38	Pass	Royer from Sorsby	Towson
36	Rush	Pryer rush middle	at Texas Tech
36	Pass	Henderson from Sorsby	at Texas Tech
34	Pass	Henderson from Sorsby	Pitt
32	Rush	Pryor rush right	Towson
32	Pass	Royer from Sorsby	Pitt
28	Rush	Kiner rush middle	Pitt
28	Pass	Royer from Sorsby	at Texas Tech
26	Rush	Kiner rush left	Pitt
26	Rush	Kiner rush right	Pitt
22	Pass	Royer from Sorsby	Houston
21	Pass	Henderson from Sorsby	Towson
21	Pass	Henderson from Sorsby	at Miami
21	Pass	Johnson from Sorsby	at UCF
20	Pass	Mayes from Sorsby	Houston
20	Rush	Kiner rush middle	Arizona State

* Touchdown scored on play

MILESTONE GAMES / LONGEST PLAYS ALL-TIME

CURRENT PLAYERS SUPERLATIVES

300 YARDS PASSING

BRENDAN SORSBY - 2

YDS	NAME	OPPONENT	DATE
426	Brendan Sorsby	at Texas Tech	9/28/24
383	Brendan Sorsby	Towson	8/31/24

100 YARDS RUSHING

COREY KINER - 10

YDS	NAME	OPPONENT	DATE
153	Corey Kiner	at Pittsburgh	9/10/23
149	Corey Kiner	Pittsburgh	9/7/23
129	Corey Kiner	at Houston	11/11/23
129	Corey Kiner	Baylor	10/21/23
126	Corey Kiner	at Miami	9/14/24
114	Corey Kiner	UCF	11/4/23
106	Corey Kiner	Kansas	11/25/23
105	Corey Kiner	EKU	9/2/23
102	Corey Kiner	Arizona State	10/19/24

CHANCE WILLIAMS - 3

YDS	NAME	OPPONENT	DATE
174	Chance Williams*	Texas Southern	9/23/23
119	Chance Williams*	Bethune-Cookman	10/28/23
106	Chance Williams*	at LSU	9/9/23

*While at Grambling

EVAN PRYOR - 1

YDS	NAME	OPPONENT	DATE
101	Evan Pryor	Towson	8/31/24

100 YARDS RECEIVING

XZAVIER HENDERSON - 7 (6 AT UC, 1 AT UF)

YDS	NAME	OPPONENT	DATE
149	Xzavier Henderson	EKU	9/2/23
140	Xzavier Henderson	Miami (OH)	9/17/23
127	Xzavier Henderson	at Texas Tech	9/28/24
110	Xzavier Henderson*	vs. Georgia	10/29/22
108	Xzavier Henderson	at Miami	9/14/24
104	Xzavier Henderson	at West Virginia	11/18/23
101	Xzavier Henderson	Towson	8/31/24

TYRIN SMITH - 5 (ALL AT UTEP)

YDS	NAME	OPPONENT	DATE
183	Tyrin Smith^	at New Mexico	9/17/22
127	Tyrin Smith^	North Texas	8/27/22
117	Tyrin Smith^	Middle Tennessee	10/29/22
114	Tyrin Smith^	at FAU	10/30/21
106	Tyrin Smith^	at Charlotte	10/1/22

MANNY COVEY - 1

YDS	NAME	OPPONENT	DATE
100	Manny Covey	at Texas Tech	9/28/24

TONY JOHNSON - 1 (AT FAU)

YDS	NAME	OPPONENT	DATE
131	Tony Johnson\$	at USF	10/14/23

JAMOI MAYES - 1 (AT UTC)

YDS	NAME	OPPONENT	DATE
121	Jamoi Mayes%	Mercer	10/22/22

*While at Florida
^While at UTEP
%While at Chattanooga
\$While at FAU

LONGEST PLAYS

ALL PLAYS

1.	100 (KR)	Jadon Thompson vs. ECU (TD).....	2022
	100 (KR)	Darrin Williams vs. SEMO (TD)	2009
	100 (KR)	Mardy Gilyard at West Virginia (TD).....	2008
	100 (KR)	Walter Heuck vs. Denison (TD).....	1910
5.	99 (KR)	Tre Tucker at Indiana (TD).....	2021
	99 (KR)	Mardy Gilyard at Pittsburgh (TD).....	2009
	99 (KR)	Keith Jenkins vs. Houston (TD).....	1975
8.	98 (PR)	Errol Prisby vs. North Texas State (TD)	1963
	96 (I)	Bob Del Rosa vs. Oklahoma State (TD)	1958
10.	95 (P)	Greg Cook to Tom Rossley vs. Louisville (TD)	1968
11.	92 (FdBfR)	Deluan Gossett vs. Tulane (TD)	1998
12.	91 (R)	Desmond Ridder at SMU (TD)	2020
	91 (P)	Eric Vibberts to James Scott vs. ECU (TD)	1994
	91 (R)	Joe Miller vs. Xavier (TD)	1953

RUSHING

1.	91	Desmond Ridder @ SMU (TD)	2020
	91	Joe Miller vs. Xavier (TD).....	1953
2.	84	Hosey Williams vs. UConn.....	2015
3.	81	Michael Warren II (TD) vs. Tulane	2018
	80	Isaiah Pead vs. Miami (OH) (TD).....	2010
	80	Allen Harvin vs. Miami (OH).....	1982
	80	Art Bailey vs. Southern Miss (TD)	1977
	80	Bill Bailey vs. Kansas State (TD).....	1965
	80	Dick Goist vs. William & Mary (TD)	1953
8.	79	Jerome Ford vs. Houston (TD).....	2021
	79	Jerome Ford vs. UCF (TD)	2021
	79	Kahlil Lewis at Purdue	2016
	79	Richard Hall vs. Miami (OH).....	2004
	79	Reggie Harrison vs. Louisville (TD)	1972

PASSING

1.	95	Greg Cook to Tom Rossley vs. Louisville (TD).....	1968
2.	91	Eric Vibberts to James Scott vs. ECU (TD)	1994
3.	88	Gunner Kiel to Mekale McKay vs. Temple (TD)	2015
4.	83	Gunner Kiel to Chris Moore at Ohio State (TD)	2014
	83	Brendon Kay to Travis Kelce vs. Duke (TD)	2012
	83	Nick Davila to Brent Celek vs. Rutgers (TD).....	2006
7.	82	Hayden Moore to Devin Gray at Tulsa (TD)	2016
	82	Eric Vibberts to Robert Tate vs. Kansas (TD)	1995
	82	Brig Owens to Errol Prisby vs. Dayton (TD).....	1964
10.	81	Desmond Ridder to Tyler Scott vs. Miami (OH) (TD)	2021
	81	Zach Collaros to Armon Binns at Syracuse (TD)	2009

FIELD GOALS

1.	58	Jon Bacon vs. Miami (OH).....	1994
2.	55	Nathan Hawks at Miami (OH)	2024
	55	Jake Rogers vs. Oregon State.....	2007
4.	54	Carter Brown vs. Oklahoma	2023
	54	Jake Rogers at Connecticut	2008
	54	Dan Shepherd vs. Tulsa.....	1975
7.	53	Jake Rogers at Hawai'i.....	2008
	53	Sal Casola vs. Memphis.....	1973
9.	52	Ryan Coe at SMU.....	2022
	52	Alex Bales vs. Navy.....	2021
11.	51	Nathan Hawks at UCF.....	2024
	51	Andrew Gantz vs. Miami (Fla.).....	2015
	51	Steve Schultz vs. Miami (OH).....	1976
14.	50	Nathan Hawks at Miami (OH)	2024
	50	Cole Smith vs. Tulsa	2019
	50	Andrew Gantz at East Carolina.....	2015
	50	Jake Rogers vs. Rutgers	2008
	50	Eric Richards vs. Southern Miss.....	1997
	50	Phil Insalaco vs. Miami (OH)	1988

KICKOFF RETURN

1.	100	Jadon Thompson vs. ECU (TD)	2022
	100	Darrin Williams vs. SEMO (TD).....	2009
	100	Mardy Gilyard at West Virginia (TD).....	2008
	100	Walter Heuck vs. Denison (TD)	1910
3.	99	Tre Tucker vs. Indiana (TD)	2021
	99	Mardy Gilyard at Pittsburgh (TD).....	2009
	99	Keith Jenkins vs. Houston (TD)	1975

PUNT RETURN

1.	98	Errol Prisby vs. North Texas State (TD).....	1963
2.	85	Dom Del Bene vs. Hardin-Simmons (TD).....	1951
3.	84	Joe Morrison vs. Marquette (TD).....	1956
4.	78	Tinker Keck vs. Louisville (TD).....	1997
	78	Tony Jackson vs. Dayton (TD).....	1967

PUNTS

1.	84	Mason Fletcher at SMU	2022
2.	78	Mike Connell vs. Louisiana-Lafayette.....	1976
3.	76	Pat O'Donnell vs. NC State	2011
4.	75	Clem Fennell at Louisville.....	1971
5.	72	James Smith at Temple.....	2018
	72	Doug Johnson vs. Memphis	1997
7.	69	Adam Wulfbeck at Army.....	2001
8.	68	Jeff Blaylock at Tulsa	1993
9.	67	Mason Fletcher vs. Miami (Ohio).....	2022
	67	Shaun Burdick vs. Virginia Tech	1985
	67	Dave Ritchie at Houston.....	1959

INTERCEPTION RETURN

1.	96	Bob Del Rosa vs. Oklahoma State (TD).....	1958
2.	88	Joe Morrison vs. Dayton (TD).....	1956
3.	87	Joe Morrison vs. Wichita State (TD)	1956
4.	84	DeAngelo Smith vs. Rutgers (TD)	2006
5.	83	Shawn Ferguson vs. Memphis (TD)	1998
	83	Art Sheffield vs. Indiana State (TD)	1988
7.	80	Gene Gibson vs. Mississippi State (TD).....	1949
8.	79	Mike Mickens vs. South Florida (TD).....	2007
9.	78	Barry Maroney vs. Dayton (TD)	1956
10.	77	Greg Butler vs. Villanova (TD).....	1972

FUMBLE RETURN

1.	92	Deluan Gossett vs. Tulane (TD).....	1998
2.	82	Ivan Fields @ Memphis (TD).....	2000
3.	76	Deven Drane vs. Fordham (TD).....	2012
4.	75	John Viltro vs. Richmond (TD).....	1975
5.	54	Maalik Bomar vs. Akron (TD)	2011
6.	53	Grant Coleman vs. Houston	2016
7.	43	Fran Callicott vs. North Texas (TD).....	2002
8.	39	Kevin McCullough vs. USF (TD).....	2006
9.	39	Antwan Peek @ Temple.....	2002
10.	32	Jim O'Connell @ Ohio (TD).....	1977

OFFENSIVE RECORDS - RUSHING

RUSHING
GAME RECORDS

Rushing Attempts

1.	45	Steve Cowan vs. Ohio.....	1970
2.	41	DeMarco McCleskey vs. ECU.....	1998
3.	39	Lloyd Pate vs. Wichita State.....	1967
4.	37	Robert Cooper vs. Miami (OH).....	1999
5.	36	Robert Cooper vs. Memphis.....	1999
	36	Daryl Royal vs. Miami (OH).....	1996
	36	Reggie Taylor vs. Miami (OH).....	1986
	36	David Small vs. Toledo.....	1993
9.	35	Reggie Harrison at Ohio.....	1973
	35	DeMarco McCleskey vs. Houston.....	1998
	35	Michael Warren II at UCLA.....	2018

Rushing Yards

1.	306	Bob Hynes vs. Case Western Reserve.....	1923
2.	282	Daryl Royal vs. Miami (OH).....	1996
3.	267	Clem Turner vs. Kansas State.....	1966
4.	266	Steve Cowan vs. Ohio.....	1970
5.	259	Reggie Taylor vs. Miami (OH).....	1986
6.	238	Richard Hall vs. Miami (OH).....	2004
7.	234	DeMarco McCleskey vs. ECU.....	1998
8.	233	David Small vs. Kent State.....	1992
9.	219	David Small vs. Middle Tennessee State.....	1991
10.	213	Isaiah Pead vs. Rutgers.....	2010

Rushing Touchdowns

1.	6	Ike Stewart vs. Transylvania.....	1912
	6	Bob Heuck vs. Transylvania.....	1912
3.	4	six times, last by Jerome Ford vs. UCF.....	2021
		and Isaiah Pead vs. Rutgers.....	2010

Three Backs with 100+ Yards in a Game

1970	vs. Xavier	Albert Johnson.....	130
		Dick James.....	119
		Steve Cowan.....	105

Two Backs with 100+ Yards in a Game

2023	vs UCF	Corey Kiner.....	114
		Ryan Montgomery.....	113
	vs Baylor	Corey Kiner.....	129
		Myles Montgomery.....	103
	vs Miami (Ohio)	Ryan Montgomery.....	104
		Emory Jones.....	101
2018	vs. ECU	Charles McClelland.....	114
		Tavion Thomas.....	106
	vs. AAMU	Tavion Thomas.....	141
		Charles McClelland.....	121
2015	vs. UConn	Hosey Williams.....	140
		Mike Boone.....	117
2014	at Tulane	Rod Moore.....	124
		Mike Boone.....	113
2003	vs. ECU	Derrick Eddington.....	138
		Richard Hall.....	117
1991	at Kent State	Vince Powell.....	121
		David Small.....	118
1991	at Louisville	Vince Powell.....	140
		David Small.....	111
1985	at Louisville	Reggie Taylor.....	126
		Robert Williams.....	100
1977	vs. Tulsa	Gus Tucker.....	143
		Bob Massong.....	101
1966	vs. Kansas State	Clem Turner.....	267
		Tony Jackson.....	118
1964	vs. Tulsa	Brig Owens.....	163
		Al Nelson.....	106

RUSHING
SEASON RECORDS

Rushing Attempts

1.	315	DeMarco McCleskey.....	2002
2.	264	Reggie Taylor.....	1985
3.	261	Michael Warren II.....	2019
4.	256	Reggie Taylor.....	1986
5.	246	James Bettis.....	1981
6.	244	Michael Warren II.....	2018
7.	243	George Winn.....	2012
8.	239	Steve Cowan.....	1970
9.	237	Isaiah Pead.....	2011
10.	233	Allen Harvin.....	1978

Rushing Yards (1,000+)

1.	1,361	DeMarco McCleskey.....	2002
2.	1,334	George Winn.....	2012
3.	1,329	Michael Warren II.....	2018
4.	1,325	Reggie Taylor.....	1986
5.	1,319	Jerome Ford.....	2021
6.	1,283	Allen Harvin.....	1978
7.	1,265	Michael Warren II.....	2019
8.	1,259	Isaiah Pead.....	2011
9.	1,245	Robert Cooper.....	1999
10.	1,226	James Bettis.....	1981
11.	1,197	Steve Cowan.....	1970
12.	1,179	David Small.....	1993
13.	1,161	Allen Harvin.....	1982
14.	1,112	Reggie Taylor.....	1985
15.	1,106	James Bettis.....	1980
16.	1,047	Corey Kiner.....	2023
17.	1,029	Isaiah Pead.....	2010
18.	1,021	Reggie Taylor.....	1984
19.	1,012	Richar Hall.....	2004
20.	1,004	David Small.....	1991

Rushing Average (Minimum 50 Attempts)

1.	8.77	Dick Goist.....	1953
2.	7.70	Charles McClelland.....	2018
3.	7.62	Joe Miller.....	1953
4.	7.54	Jim Niemann.....	1954
5.	7.20	Mike Boone.....	2015
6.	7.05	Roger Stephens.....	1947
7.	6.70	Isaiah Pead.....	2010
8.	6.60	Isaiah Pead.....	2010
9.	6.48	Myles Montgomery.....	2023
10.	6.40	Mike Boone.....	2014
--	5.64	Corey Kiner (106-598).....	2024

Rushing Touchdowns

1.	19	Jerome Ford.....	2021
	19	Michael Warren II.....	2018
3.	17	David Small.....	1993
4.	15	DeMarco McCleskey.....	2002
5.	14	Michael Warren II.....	2019
6.	13	George Winn.....	2012
	13	Al Nelson.....	1964
8.	12	Isaiah Pead.....	2011
9.	11	six times, last by DeMarco McCleskey.....	1998

100-Yard Games

1.	8	Reggie Taylor.....	1986
2.	7	Michael Warren II.....	2018 / 2019
	7	James Bettis.....	1981
	7	Allen Harvin.....	1978
5.	6	eight times, last by Corey Kiner.....	2023

Consecutive 100-Yard Games

1.	5	Allen Harvin.....	1978
	5	James Bettis.....	1980
	5	Reggie Taylor.....	1986
	5	David Small.....	1993
5.	4	six times, last by Michael Warren II.....	2018

RUSHING
CAREER RECORDS

Rushing Attempts

1.	876	Reggie Taylor.....	1983-86
2.	777	DeMarco McCleskey.....	1998, 2000-02
3.	630	David Small.....	1991-93
4.	593	Allen Harvin.....	1978-82
5.	561	Robert Cooper.....	1996-99
6.	559	Michael Warren II.....	2017-19
7.	545	Isaiah Pead.....	2008-11
8.	533	James Bettis.....	1978-81
9.	502	Desmond Ridder.....	2018-21
10.	495	Al Johnson.....	1969-71

Rushing Yards

1.	4,242	Reggie Taylor.....	1983-86
2.	3,487	DeMarco McCleskey.....	1998, 2000-02
3.	3,288	Isaiah Pead.....	2008-11
4.	2,998	Allen Harvin.....	1978-82
5.	2,963	David Small.....	1991-93
6.	2,918	Michael Warren II.....	2017-19
7.	2,786	Robert Cooper.....	1996-99
8.	2,498	James Bettis.....	1978-81
9.	2,250	Mike Boone.....	2014-17
10.	2,223	Al McKinney.....	1985-88
11.	2,197	Reggie Harrison.....	1971-73
12.	2,072	Tion Green.....	2012-16
13.	2,053	Richard Hall.....	2002-04
14.	2,033	Steve Cowan.....	1969-71
15.	2,007	Corey Kiner.....	2022-present

Rushing Average (Min. 150 Attempts)

1.	6.65	Roger Stephens.....	1946-48
2.	6.28	Jerome Ford.....	2020-21
3.	6.12	Charles McClelland.....	2018-22
4.	6.07	Dom Del Bene.....	1951-53
5.	6.00	Isaiah Pead.....	2008-11
6.	5.72	Joe Miller.....	1953-55
7.	5.60	Gerrid Doaks.....	2016-
8.	5.52	Bill Bailey.....	1963-65
9.	5.40	Mike Boone.....	2014-17
10.	5.33	George Winn.....	2009-12
--	5.30	Corey Kiner.....	2022-present

Rushing Touchdowns

1.	37	DeMarco McCleskey.....	1998, 2000-02
2.	34	Michael Warren II.....	2017-19
3.	31	David Small.....	1991-93
4.	28	Desmond Ridder.....	2018-21
5.	27	Jerome Ford.....	2020-21
	27	Isaiah Pead.....	2008-11
7.	25	Reggie Harrison.....	1971-73
8.	24	Mike Boone.....	2014-17
	24	Reggie Taylor.....	1983-86
10.	22	Bob Heuck.....	1910-12

300-Yard Games

1.	1	Bob Hynes.....	1923
----	---	----------------	------

200-Yard Games

1.	4	David Small.....	1991-93
2.	2	Robert Cooper.....	1999
3.	1	10 tied, last by Mike Boone (212).....	2014

100-Yard Games

1.	21	Reggie Taylor.....	1983-86
2.	14	Michael Warren II.....	2017-19
	14	DeMarco McCleskey.....	1998, 2000-02
	14	David Small.....	1991-93
5.	13	James Bettis.....	1978-81
6.	12	Allen Harvin.....	1978-82
7.	11	Isaiah Pead.....	2008-11
8.	10	Corey Kiner.....	2022-Present
9.	9	Robert Cooper.....	1996-99
	9	Al McKinney.....	1985-88

OFFENSIVE RECORDS - PASSING

PASSING
GAME RECORDS

Passing Attempts

1.	59	Deontey Kenner vs. Southern Miss.	1999
2.	57	Gunner Kiel at Miami (Fla.)	2014
3.	56	Hayden Moore at UConn	2016
	56	Greg Cook vs. Ohio	1968
5.	53	Hayden Moore at Memphis	2015
	53	Zach Collaros vs. USF	2010

Passing Completions

1.	35	Deontey Kenner vs. Southern Miss.	1999
	35	Greg Cook vs. Ohio	1968
3.	33	Desmond Ridder at SMU	2018
4.	32	Tony Pike vs. Illinois	2009
5.	31	Brendan Sorsby at Texas Tech	2024
	31	Desmond Ridder at USF	2021
	31	Hayden Moore at Memphis	2015
	31	Gunner Kiel at Miami (Fla.)	2014
	31	Gino Guidugli vs. Army	2001
	31	Greg Cook vs. Miami (OH)	1968

Passing Yards

1.	557	Hayden Moore at Memphis	2015
2.	554	Greg Cook vs. Ohio	1968
3.	523	Gunner Kiel at Houston	2015
4.	480	Zach Collaros vs. Connecticut	2009
5.	463	Zach Collaros vs. USF	2010
6.	436	Gunner Kiel vs. ECU	2014
7.	431	Ben Mauk vs. Syracuse	2007
8.	427	Gunner Kiel vs. Temple	2015
9.	426	Brendan Sorsby at Texas Tech	2024
10.	418	Gunner Kiel vs. Toledo	2014

Passing Touchdowns

1.	6	Gunner Kiel vs. Toledo	2014
	6	Tony Pike vs. Illinois	2009
3.	5	Emory Jones vs. ECU	2023
	5	Gunner Kiel vs. UCF	2015
	5	Zach Collaros at Louisville	2010
	5	Gino Guidugli vs. Southern Miss.	2004
7.	4	26 times, last by Brendan Sorsby at Texas Tech	2024

Pass Interceptions

1.	6	Mike Shoemaker vs. Xavier	1972
----	---	---------------------------	------

PASSING
SEASON RECORDS

Passing Attempts

1.	472	Gino Guidugli	2002
2.	425	Gino Guidugli	2003
3.	411	Greg Cook	1968
4.	390	Gunner Kiel	2014
5.	386	Ben Mauk	2007
6.	383	Zach Collaros	2010
7.	379	Deontey Kenner	1999
8.	369	Danny McCoin	1986
9.	360	Brendon Kay	2013
10.	350	Troy Bodine	1984

Passing Completions

1.	258	Gino Guidugli	2002
2.	251	Desmond Ridder	2021
3.	247	Brendon Kay	2013
4.	237	Danny McCoin	1986
5.	235	Ben Mauk	2007
6.	233	Gunner Kiel	2014
7.	227	Gino Guidugli	2003
8.	225	Zach Collaros	2010
9.	219	Greg Cook	1968
10.	213	Ben Bryant	2022

PASSING
SEASON RECORDS (CONT.)

Passing Yards

1.	3,543	Gino Guidugli	2002
2.	3,334	Desmond Ridder	2021
3.	3,272	Greg Cook	1968
4.	3,254	Gunner Kiel	2014
5.	3,121	Brendon Kay	2013
	3,121	Ben Mauk	2007
7.	2,902	Zach Collaros	2010
8.	2,831	Danny McCoin	1986
9.	2,777	Gunner Kiel	2015
10.	2,731	Ben Bryant	2022
--	1,928	Brendan Sorsby (current)	2024

Passing Completion Percentage (Min. 100 Att.)

1.	.750	Zach Collaros	2009
2.	.686	Brendon Kay	2013
3.	.672	Brendan Sorsby (156-232, current)	2024
4.	.652	Gunner Kiel	2015
5.	.649	Desmond Ridder	2021
6.	.642	Danny McCoin	1986
7.	.630	Brendon Kay	2012
8.	.626	Eric Vibberts	1994
9.	.624	Desmond Ridder	2018
	.624	Tony Pike	2009
11.	.614	Gino Guidugli	2004
	.614	Tony Pike	2008

Passing Yards per Completion (Min. 50 Completions)

1.	18.74	Albert Johnson	1969
2.	16.22	Gene Rossi	1951
3.	15.59	Gene Rossi	1952
4.	15.42	Zach Collaros	2009
5.	15.07	Greg Cook	1967
6.	14.98	Mike Murphy	1954
7.	14.97	Tom O'Malley	1949
8.	14.94	Greg Cook	1968
9.	14.92	Brendon Kay	2012
10.	14.71	Gene Rossi	1950

Passing Efficiency (Min. 100 Attempts)

1.	195.53	Zach Collaros	2009
2.	163.07	Brendon Kay	20123
3.	158.70	Desmond Ridder	2021
4.	155.50	Brendon Kay	2013
5.	152.10	Brendan Sorsby (current)	2024
6.	151.89	Gunner Kiel	2015
7.	151.85	Nick Davila	2006
8.	150.64	Ben Mauk	2007
9.	149.82	Tony Pike	2009
10.	149.74	Gene Rossi	1952
11.	149.39	Gunner Kiel	2014

Passing Touchdowns

1.	31	Gunner Kiel	2014
	31	Ben Mauk	2007
3.	30	Desmond Ridder	2021
4.	29	Tony Pike	2009
5.	26	Zach Collaros	2010
	26	Gino Guidugli	2004
7.	25	Greg Cook	1968
8.	22	Brendon Kay	2013
	22	Gino Guidugli	2002
10.	21	Ben Bryant	2022

Pass Interceptions

1.	21	Gino Guidugli	2002
2.	20	Troy Bodine	1984
3.	19	Eric Vibberts	1995
4.	17	Greg Cook	1968
5.	16	Lance Harp	1992

PASSING
SEASON RECORDS (CONT.)

Passing Touchdown-Interception Margin

1.	+23	Tony Pike	2009
2.	+22	Desmond Ridder	2021
	+22	Ben Mauk	2007
4.	+18	Gunner Kiel	2014
	+18	Gino Guidugli	2004

PASSING
CAREER RECORDS

Passing Attempts

1.	1,556	Gino Guidugli	2001-04
2.	1,304	Desmond Ridder	2018-21
3.	954	Hayden Moore	2015-18
4.	922	Deontey Kenner	1997-2000
5.	899	Danny McCoin	1984-87
6.	833	Gunner Kiel	2014-16
7.	788	Lance Harp	1991-93
8.	783	Zach Collaros	2008-11
9.	682	Tony Pike	2007-09
10.	658	Danny Barrett	1980-82

Passing Completions

1.	880	Gino Guidugli	2001-04
2.	810	Desmond Ridder	2018-21
3.	545	Hayden Moore	2015-18
4.	544	Danny McCoin	1984-87
5.	505	Gunner Kiel	2014-16
6.	498	Deontey Kenner	1997-2000
7.	485	Zach Collaros	2008-11
8.	421	Tony Pike	2007-09
9.	397	Lance Harp	1991-93
10.	388	Dustin Grutza	2005-08

Completion Percentage (Min. 200 Att.)

1.	.672	Brendan Sorsby (current)	2024
2	.654	Brendon Kay	2009-13
3.	.624	Zach Collaros	2008-10
4.	.621	Desmond Ridder	2018-21
5	.617	Tony Pike	2007-09
6.	.615	Ben Bryant	2018-20, 2022
7.	.612	Emory Jones	2023
8.	.609	Ben Mauk	2007
9.	.606	Gunner Kiel	2014-16
10.	.605	Danny McCoin	1984-87
11.	.601	Dustin Grutza	2005-08

Passing Yards

1.	11,453	Gino Guidugli	2001-04
2.	10,239	Desmond Ridder	2018-21
3.	6,835	Gunner Kiel	2014-16
4.	6,801	Danny McCoin	1984-87
5.	6,518	Hayden Moore	2015-18
6.	6,278	Zach Collaros	2008-11
	6,278	Deontey Kenner	1997-2000
8.	5,018	Tony Pike	2007-09
9.	4,906	Greg Cook	1966-68
10.	4,803	Lance Harp	1991-93

Passing Yards Per Completion (Min. 100 Comp.)

1.	16.18	Mike Murphy	1953-55
2.	15.86	Albert Johnson	1969-71
3.	15.58	Gene Rossi	1949-52
4.	14.78	Greg Cook	1966-68
5.	14.38	Tom O'Malley	1947-49
6.	14.33	Brig Owens	1963-64
7.	13.84	Tony Kapetanias	1977-79
8.	13.82	Chad Plummer	1995-98
9.	13.59	Zach Collaros	2008-10
10.	13.53	Gunner Kiel	2014-16

OFFENSIVE RECORDS - PASSING & RECEIVING

PASSING

CAREER RECORDS (CONT.)

Touchdown Passes

1.	87	Desmond Ridder	2018-21
2.	78	Gino Guidugli	2001-04
3.	56	Gunner Kiel	2014-16
4.	51	Zach Collaros	2008-10
5.	49	Tony Pike	2007-09
6.	42	Hayden Moore	2015-18
7.	39	Danny McCoin	1984-87
8.	37	Gene Rossi	1949-52
9.	34	Greg Cook	1966-68
10.	32	Brendon Kay	2009-13

Pass Interceptions

1.	48	Gino Guidugli	2001-04
2.	37	Deontey Kenner	1997-2000
	37	Danny Barrett	1979-82
4.	35	Greg Cook	1966-68
5.	34	Gene Rossi	1949-52
	34	Tony Kapetanis	1977-79
7.	33	Lance Harp	1991-93
8.	28	Desmond Ridder	2018-21
	28	Hayden Moore	2015-18
	28	Troy Bodine	1983-84
	28	Henry Miller	1973-76

Passing Touchdown-Interception Margin

1.	+59	Desmond Ridder	2018-21
2.	+30	Gino Guidugli	2001-04
	+30	Gunner Kiel	2014-16
4.	+29	Tony Pike	2007-09
5.	+22	Ben Mauk	2007
6.	+20	Zach Collaros	2008-10

Consecutive 250+ Yard Passing Games

1.	8	Greg Cook	1968
2.	7	Brendon Kay	2013

RECEIVING

GAME RECORDS

Receptions

1.	15	Shaq Washington at ECU	2015
2.	13	Tom Rossley vs. Wichita State	1968
	13	Jon Olinger vs. Miami (OH)	2002
4.	12	8 times, last by Xzavier Henderson vs. Miami (OH)	2023

Receiving Yards

1.	254	Tom Rossley vs. Louisville	1968
2.	240	Jon Olinger vs. Miami (OH)	2002
3.	221	Chris Moore at Ohio State	2014
	212	Jim O'Brien vs. Ohio	1968
4.	210	Marcus Barnett vs. West Virginia	2007
5.	203	Kahlil Lewis vs. ECU	2018
6.	196	Jim O'Brien vs. Tampa	1968

Receiving Touchdowns

1.	3	Tyler Scott vs. Indiana	2022
	3	Kahlil Lewis vs. ECU	2016
	3	Chris Moore at Ohio State	2014
	3	Armon Binns at Louisville	2010
	3	Marcus Barnett vs. Syracuse	2007
	3	Hannibal Thomas vs. Southern Miss.	2004
	3	Jon Olinger at ECU	2002
	3	Deno Foster at Louisville	1983
	3	Jim O'Brien vs. Tampa	1968

RECEIVING

SEASON RECORDS

Receptions

1.	90	Shaq Washington	2015
2.	87	Mardy Gilyard	2009
3.	84	Dominick Goodman	2008
4.	81	Mardy Gilyard	2008
5.	80	Tom Rossley	1968*
6.	75	Armon Binns	2010
	75	Shaq Washington	2013
8.	73	LaDaris Vann	2001
9.	71	LaDaris Vann	2002
10.	68	Dominick Goodman	2007

*-10 game season

Receiving Yards

1.	1,276	Mardy Gilyard	2008
2.	1,191	Mardy Gilyard	2009
3.	1,114	Jon Olinger	2002
4.	1,107	Jim O'Brien	1968*
5.	1,101	Armon Binns	2010
6.	1,072	Tom Rossley	1968*
7.	1,028	Dominick Goodman	2008
	1,028	Hannibal Thomas	2004
9.	982	Shaq Washington	2015
	908	Anthony McClung	2013

*-10 game season

Yards Per Reception (Min. 20 Rec.)

1.	25.16	Jim O'Brien	1968*
2.	22.40	Chris Moore	2014
3.	21.80	Chris Moore	2015
4.	21.75	Jason Stargel	1985
5.	21.25	Jason Stargel	1983
6.	21.04	Jim O'Brien	1969
7.	20.62	Jon Olinger	2002
8.	19.67	Aaron Hagans	1979
9.	19.48	Anthony Ladd	1996
10.	19.46	Robert Tate	1995

*-10 game season

RECEIVING

SEASON RECORDS (CONT.)

Touchdown Receptions

1.	13	Marcus Barnett	2007
2.	12	Jim O'Brien	1968*
3.	11	Armon Binns	2009
	11	Mardy Gilyard	2009
	11	Mardy Gilyard	2008
6.	10	Armon Binns	2010
7.	9	Tyler Scott	2022
	9	Kahlil Lewis	2018
	9	Chris Moore	2013
	9	Hannibal Thomas	2004
	9	Jim Kelly	1950

*-10 game season

RECEIVING

CAREER RECORDS

Receptions

1.	240	Shaq Washington	2010-15
2.	204	Mardy Gilyard	2005; 2007-09
	204	Dominick Goodman	2005-08
	204	LaDaris Vann	1999-2002
5.	168	Kahlil Lewis	2015-18
6.	159	D.J. Woods	2008-11
7.	138	Armon Binns	2007-10
8.	135	Tye Keith	1999-2002
9.	127	Marcus Barnett	2007-10
10.	125	Marlon Pearce	1990-92

Receiving Yards

1.	3,003	Mardy Gilyard	2005; 2007-09
2.	2,563	Shaq Washington	2010-15
3.	2,512	Dominick Goodman	2005-08
4.	2,483	LaDaris Vann	1999-2002
5.	2,301	Chris Moore	2012-15
6.	2,285	Jim O'Brien	1967-69
7.	2,156	D.J. Woods	2008-11
8.	2,116	Kahlil Lewis	2018
9.	2,096	Marlon Pearce	1990-92
10.	2,088	Jason Stargel	1982-86

Yards Per Reception (Min. 50 Rec.)

1.	21.9	Jim O'Brien	1967-69
2.	19.7	Mekale McKay	2013-15
	19.7	Jason Stargel	1982-86
4.	19.3	Chris Moore	2012-15
5.	18.7	Jon Olinger	1999-2002
6.	18.4	Glen Dillhoff	1951-54
7.	18.1	Denny Jackson	1968-69
8.	17.5	Alec Pierce	2018-21
9.	17.1	Deno Foster	1981-84
10.	16.9	Dick Jarvis	1950-51

Touchdown Receptions

1.	26	Chris Moore	2012-15
2.	25	Mardy Gilyard	2005; 2007-09
3.	22	Dominick Goodman	2005-08
4.	21	Kahlil Lewis	2015-18
	21	Armon Binns	2007-10
	21	Jim O'Brien	1967-69

Consecutive Games With A Reception

1.	46	LaDaris Vann	1999-2002
2.	39	Shaq Washington	2010-15
3.	33	Jason Stargel	1982-86
4.	32	Dominick Goodman	2005-08
5.	27	Tye Keith	2000-02
	26	Jon Olinger	2001-02

OFFENSIVE RECORDS - ALL-PURPOSE & SCORING

ALL-PURPOSE YARDS (Rushing, Receiving and Returns)
GAME RECORDS

Game		
1.	381	Mardy Gilyard at Pittsburgh.....
2.	365	Mardy Gilyard at Oklahoma.....
3.	333	Robert Tate at Kansas.....
4.	316	Robert Tate vs. Toledo.....
5.	306	Bob Hynes vs. Case-Western Reserve.....
6.	303	Mardy Gilyard vs. Connecticut.....
7.	294	Clem Turner vs. Kansas State.....
8.	291	D.J. Woods vs. Rutgers.....
	288	Reggie Taylor vs. Miami (OH).....
10.	283	D.J. Woods, vs. Oklahoma.....
	283	LaDaris Vann at ECU.....

Season		
1.	2,690	Mardy Gilyard.....
2.	2,280	Mardy Gilyard.....
3.	1,859	D.J. Woods.....
4.	1,729	DeMarco McCleskey.....
5.	1,685	Robert Tate.....
6.	1,652	Isaiah Pead.....
7.	1,643	Reggie Taylor.....
8.	1,572	Roger Stephens.....
9.	1,561	Kahlil Lewis.....
10.	1,539	Jerome Ford.....

Career		
1.	5,945	Mardy Gilyard.....
2.	5,322	Reggie Taylor.....
3.	4,113	DeMarco McCleskey.....
4.	4,104	Isaiah Pead.....
5.	4,036	Al McKinney.....
6.	3,799	Michael Warren II.....
7.	3,738	Dominick Goodman.....
8.	3,663	Allen Harvin.....
9.	3,542	Robert Cooper.....
10.	3,405	DJ Woods.....

TOTAL OFFENSE (Passing and Rushing)
GAME RECORDS

Total Plays		
1.	67	Desmond Ridder at SMU.....
2.	65	Zach Collaros vs. Connecticut.....
3.	64	Ben Mauk vs. Southern Miss.....
	64	Greg Cook vs. Ohio.....
5.	63	Zach Collaros vs. USF.....
6.	62	Deontey Kenner at Southern Miss.....
7.	60	Deontey Kenner at Ohio State.....
8.	59	Gino Guidugli vs. UAB.....
9.	58	Gino Guidugli vs. Ohio State.....
	58	Deontey Kenner vs. Troy.....

Total Yards		
1.	564	Hayden Moore at Memphis.....
2.	555	Zach Collaros vs. Connecticut.....
3.	525	Greg Cook vs. Ohio.....
4.	490	Zach Collaros vs. USF.....
5.	478	Brendan Sorsby at Texas Tech.....
6.	436	Ben Mauk vs. Syracuse.....
7.	426	Deontey Kenner at Southern Miss.....
8.	410	Zach Collaros at USF.....
9.	412	Bob Hynes vs. Case-Western Reserve.....
10.	407	Deontey Kenner at Ohio State.....

ALL-PURPOSE YARDS (Rushing, Receiving and Returns)
SEASON RECORDS

Total Plays		
1.	541	Gino Guidugli.....
2.	507	Greg Cook.....
3.	504	Zach Collaros.....
4.	501	Gino Guidugli.....
5.	497	Desmond Ridder.....
6.	486	Ben Mauk.....
7.	477	Emory Jones.....
8.	469	Desmond Ridder.....
9.	460	Desmond Ridder.....
10.	453	Gunner Kiel.....

Total Yards		
1.	3,699	Desmond Ridder.....
2.	3,570	Gino Guidugli.....
3.	3,498	Ben Mauk.....
4.	3,396	Gunner Kiel.....
5.	3,210	Greg Cook.....
6.	3,104	Zach Collaros.....
7.	3,028	Desmond Ridder.....
8.	2,874	Hayden Moore.....
9.	2,870	Gino Guidugli.....
10.	2,814	Desmond Ridder.....

ALL-PURPOSE YARDS (Rushing, Receiving and Returns)
CAREER RECORDS

Total Plays		
1.	1,806	Desmond Ridder.....
2.	1,791	Gino Guidugli.....
3.	1,179	Hayden Moore.....
4.	1,091	Danny McCain.....
5.	1,051	Zach Collaros.....
6.	1,035	Deontey Kenner.....
7.	955	Lance Harp.....
8.	935	Gunner Kiel.....
9.	892	Danny Barrett.....
10.	869	Dustin Grutza.....

Total Yards		
1.	12,418	Desmond Ridder.....
2.	11,661	Gino Guidugli.....
3.	7,000	Gunner Kiel.....
4.	7,087	Zach Collaros.....
5.	7,021	Hayden Moore.....
6.	6,558	Deontey Kenner.....
7.	6,210	Danny McCain.....
8.	5,018	Tony Pike.....
9.	4,909	Lance Harp.....
10.	4,760	Greg Cook.....

TOUCHDOWNS
GAME RECORDS

Touchdowns		
1.	8	Ike Stewart vs. Transylvania.....
2.	6	Bob Heuck vs. Transylvania.....
3.	5	Isaiah Pead vs. Rutgers.....
4.	4	Jerome Ford vs. UCF.....
	4	Michael Warren II vs. USF.....
	4	DeMarco McCleskey at Arkansas State.....
	4	DeMarco McCleskey vs. Houston.....
	4	David Small vs. Houston.....
	4	David Small vs. Kent State.....

TOUCHDOWNS
SEASON RECORDS

Touchdowns		
1.	20	Jerome Ford.....
	20	Michael Warren II.....
3.	17	DeMarco McCleskey.....
	17	David Small.....
5.	16	Michael Warren II.....
6.	15	Isaiah Pead.....
	15	Ed Kovac.....
8.	14	Marcus Barnett.....
9.	13	George Winn.....
	13	Mardy Gilyard.....
	13	Mardy Gilyard.....
	13	Al Nelson.....

TOUCHDOWNS
CAREER RECORDS

Touchdowns		
1.	41	DeMarco McCleskey.....
2.	37	Michael Warren II.....
3.	33	David Small.....
4.	27	Reggie Harrison.....
5.	33	Isaiah Pead.....
6.	31	Mardy Gilyard.....
7.	28	Desmond Ridder.....
8.	27	Jerome Ford.....
9.	26	Chris Moore.....
	26	Reggie Taylor.....
	26	Bob Heuck.....

POINTS
GAME RECORDS

Total Points		
1.	51	Ike Stewart vs. Transylvania.....
2.	36	Bob Heuck vs. Transylvania.....
3.	25	Jim O'Brien vs. Louisville.....

POINTS
SEASON RECORDS

Total Points		
1.	142	Jim O'Brien.....
2.	120	Jerome Ford.....
	120	Michael Warren II.....
4.	112	Andrew Gantz.....
5.	104	Jonathan Ruffin.....
6.	102	Tony Miliano.....
	102	Jacob Rogers.....
	102	DeMarco McCleskey.....
	102	David Small.....
10.	101	Ryan Coe.....
	101	Jonathan Ruffin.....

POINTS
CAREER RECORDS

Total Points		
1.	339	Jacob Rogers.....
2.	315	Jonathan Ruffin.....
3.	248	DeMarco McCleskey.....
4.	247	Jim O'Brien.....
5.	226	Andrew Gantz.....
6.	222	Michael Warren II.....
	203	Steve Schultz.....
8.	202	Eric Richards.....
9.	200	Tony Miliano.....
10.	198	Isaiah Pead.....
	198	David Small.....

SPECIAL TEAMS RECORDS - KICKING

KICKING

GAME RECORDS

Extra Points Made

1.	12	Alonzo Weiss vs. Transylvania.....	1912
2.	9	Carter Brown vs. ECU.....	2023
	9	Ryan Coe vs. Kennesaw State.....	2022
	9	Cole Smith vs. Alabama A&M.....	2018
	9	Jacob Rogers vs. Rutgers.....	2010
	9	Steve Schultz vs. Louisiana-Monroe	1977
7.	8	Cole Smith vs. UCF.....	2021
	8	Cole Smith vs. ECU.....	2018

Field Goals Made

1.	5	Ryan Coe at SMU.....	2022
	4	10 times, last by Andrew Gantz at Memphis.....	2015

KICKING

SEASON RECORDS

Extra Points Made

1.	63	Jacob Rogers.....	2009
2.	54	Cole Smith.....	2018
3.	52	Andrew Gantz.....	2014
4.	51	Sam Crosa.....	2019
	51	Tony Miliano.....	2012
	51	Jacob Rogers.....	2007
7.	49	Andrew Gantz.....	2015
8.	47	Tony Miliano.....	2011
9.	44	Ryan Coe.....	2022
	44	Jonathan Ruffin.....	2002

Extra Points Attempted

1.	68	Jacob Rogers.....	2009
2.	56	Cole Smith.....	2018
3.	54	Andrew Gantz.....	2014
	54	Jacob Rogers.....	2007
5.	53	Tony Miliano.....	2012
6.	51	Sam Crosa.....	2019
7.	50	Andrew Gantz.....	2015
	50	Tony Miliano.....	2011
9.	46	Jonathan Ruffin.....	2002
10.	44	Ryan Coe.....	2022

Extra Point Percentage (min. 20 att.)

1.	1.000	11 times, last by Carter Brown (30-of-30).....	2023
----	-------	--	------

Field Goals Made

1.	26	Jonathan Ruffin.....	2000
2.	21	Andrew Gantz.....	2015
3.	19	Ryan Coe.....	2022
	19	Jonathan Ruffin.....	2002
5.	18	Kevin Lovell.....	2006
6.	17	Tony Miliano.....	2012
	17	Tony Miliano.....	2011
	17	Tom Dallen.....	1993
9.	16	Andrew Gantz.....	2014
	16	Jacob Rogers.....	2008
	16	Eric Richards.....	1995

Field Goals Attempted

1.	29	Jonathan Ruffin.....	2000
2.	28	Steve Schultz.....	1976
3.	27	Andrew Gantz.....	2015
	25	Tony Miliano.....	2011
	25	Jim O'Brien.....	1968
6.	24	Eric Richards.....	1995
7.	23	Ryan Coe.....	2022
	23	Jake Rogers.....	2008
	23	Kevin Lovell.....	2006
10.	22	Tony Miliano.....	2012
	22	Jonathan Ruffin.....	2002
	22	Tom Dallen.....	1993
	22	Dan Shepherd.....	1975

KICKING

SEASON RECORDS (CONT.)

Field Goal Percentage

1.	.909	Chris Manfredini (10-of-11).....	2003
2.	.897	Jonathan Ruffin (26-of-29).....	2000
3.	.864	Jonathan Ruffin (19-of-22).....	2002
4.	.826	Ryan Coe (19-of-23).....	2022
5.	.800	Andrew Gantz (16-of-20).....	2014

Consecutive Games with a Field Goal

1.	11	Jonathan Ruffin.....	2000
2.	10	David Rowe.....	1991
3.	8	Andrew Gantz.....	2015
	8	Jonathan Ruffin.....	2002

Points Scored By Kicking

1.	112	Andrew Gantz.....	2015
	104	Jonathan Ruffin.....	2000
3.	102	Tony Miliano.....	2012
	102	Jacob Rogers.....	2009
5.	101	Ryan Coe.....	2022
	101	Jonathan Ruffin.....	2002
6.	100	Andrew Gantz.....	2014

KICKING

CAREER RECORDS

Extra Points Made

1.	186	Jacob Rogers.....	2007-10
2.	136	Cole Smith.....	2018-21
3.	129	Jonathan Ruffin.....	1999-2002
4.	109	Andrew Gantz.....	2014-17
5.	98	Tony Miliano.....	2011-14
	98	Steve Schultz.....	1976-79
7.	85	Kevin Lovell.....	2004-06
8.	79	Eric Richards.....	1994-97
9.	76	Phil Insalaco.....	1986-88
10.	61	Jim O'Brien.....	1967-69

Extra Points Attempted

1.	195	Jacob Rogers.....	2007-10
2.	141	Cole Smith.....	2018-21
3.	134	Jonathan Ruffin.....	1999-2002
4.	113	Andrew Gantz.....	2014-17
5.	103	Tony Miliano.....	2011-14
	103	Steve Schultz.....	1976-79
7.	86	Kevin Lovell.....	2004-06
8.	81	Eric Richards.....	1994-97
9.	79	Phil Insalaco.....	1986-88
10.	68	Jim O'Brien.....	1967-69

Extra Point Percentage (Min. 30 Att.)

1.	1.000	Carter Brown (38-of-38).....	2023-present
	1.000	Ryan Coe (44-of-44).....	2022
	1.000	Sam Crosa (51-of-51).....	2019
4.	.988	Kevin Lovell (85-of-86).....	2004-06
5.	.978	Eric Richards (89-of-91).....	1994-97
6.	.974	Mike Morton (37-of-38).....	1983-84

Consecutive Extra Points Made

1.	82	Kevin Lovell.....	2004-06
2.	78	Andrew Gantz.....	2014-15
	65	Jonathan Ruffin.....	2000-2002
4.	64	Jacob Rogers.....	2008-09
5.	63	Eric Richards.....	1994-97
6.	51	Sam Crosa.....	2019
7.	44	Ryan Coe.....	2022
8.	38	Carter Brown (current streak).....	2023-present
	38	Phil Insalaco.....	1986-88
10.	37	Jacob Rogers.....	2007

KICKING

CAREER RECORDS (CONT.)

Field Goals Made

1.	62	Jonathan Ruffin.....	1999-2002
2.	51	Jacob Rogers.....	2007-10
3.	41	Eric Richards.....	1994-97
4.	39	Andrew Gantz.....	2014-17
5.	35	Steve Schultz.....	1976-79
6.	34	Tony Miliano.....	2011-14
7.	33	Kevin Lovell.....	2004-06
8.	28	Phil Insalaco.....	1986-88
9.	25	Dan Shepherd.....	1973-75
10.	23	Tom Dallen.....	1993-94

Field Goals Attempted

1.	79	Jonathan Ruffin.....	1999-2002
2.	75	Jacob Rogers.....	2007-10
3.	68	Steve Schultz.....	1976-79
4.	62	Eric Richards.....	1994-97
5.	49	Andrew Gantz.....	2014-17
6.	47	Tony Miliano.....	2011-14
	47	Kevin Lovell.....	2004-06
8.	44	Jim O'Brien.....	1967-69
9.	41	Phil Insalaco.....	1986-88
	41	Sal Casola.....	1972-73

Field Goal Percentage (min. 20 attempts)

1.	.826	Ryan Coe (19-of-23).....	2022
2.	.785	Jonathan Ruffin (62-of-79).....	1999-2002
3.	.780	Andrew Gantz (39-of-50).....	2014-17
4.	.750	Carter Brown (18-of-24).....	2023-present
5.	.731	David Rowe (19-of-26).....	1990-91
6.	.723	Tony Miliano (34-of-47).....	2011-14
7.	.714	Dan Shepherd (25-of-35).....	1973-75
8.	.702	Kevin Lovell (33-of-47).....	2004-06
9.	.683	Phil Insalaco (28-of-41).....	1986-88
10.	.680	Jacob Rogers (51-of-75).....	2007-10
11.	.677	Jim Fogler (21-of-31).....	1981-83

Consecutive Field Goals Made

1.	13	Jake Rogers.....	2007-08
	13	Jonathan Ruffin.....	2002
3.	12	Andrew Gantz.....	2012
	12	Jonathan Ruffin.....	2000
5.	11	Kevin Lovell.....	2006
6.	10	Ryan Coe.....	2022
7.	8	Jonathan Ruffin.....	2001
	8	Eric Richards.....	1997
9.	7	Jonathan Ruffin.....	2000
	7	Phil Insalaco.....	1987
	7	Kevin Lovell.....	2005-06

Points Scored By Kicking

1.	339	Jacob Rogers.....	2007-10
2.	315	Jonathan Ruffin.....	1999-2002
3.	224	Andrew Gantz.....	2014-17
4.	203	Steve Schultz.....	1976-79
5.	202	Eric Richards.....	1994-97
6.	200	Tony Miliano.....	2011-14
7.	193	Cole Smith.....	2018-21
8.	184	Kevin Lovell.....	2004-06
9.	160	Phil Insalaco.....	1986-88
10.	121	Jim O'Brien.....	1967-69

Consecutive Games Scored In

1.	47	Jonathan Ruffin.....	1999-2002
2.	37	Jacob Rogers.....	2007-10
3.	28	Andrew Gantz.....	2014-15
4.	26	Tony Miliano.....	2011-2012
5.	24	Jim O'Brien.....	1968-69

SPECIAL TEAMS RECORDS - PUNTING & RETURNS

PUNTING GAME RECORDS

Punts

1.	13	Phil Peckich at Pittsburgh.....	1981
2.	12	four times, last by Steve Smith at Louisville.....	1996

Punting Yards

1.	510	Steve Smith at Louisville.....	1996
2.	502	Mike Connell vs. Arizona State.....	1976
3.	460	Clem Fennell at North Texas State.....	1970
4.	456	Doug Johnson at Boston College.....	1997
5.	452	Steve Smith at Virginia Tech.....	1995

Punting Average

1.	65.0	Mason Fletcher at SMU (3 punts).....	2022
2.	59.7	Pat O'Donnell vs NC State (3 punts).....	2011
	59.7	Kevin Huber vs. Marshall (3 punts).....	2007
4.	57.5	John Lloyd vs. USF (2 punts).....	2013
	55.0	John Lloyd vs. Temple (2 punts).....	2012

PUNTING SEASON RECORDS

Punts

1.	80	Phil Peckich.....	1981
2.	77	Jeff West.....	1974
3.	73	Jeff Jones.....	1990
4.	72	James Smith.....	2019
	72	Mike Connell.....	1976
5.	71	Clem Fennell.....	1972

Punting Yards

1.	3,192	Jeff West.....	1974
2.	3,155	Phil Peckich.....	1981
3.	3,095	Mike Connell.....	1976
	3,053	James Smith.....	2019
4.	2,913	Mason Fletcher.....	2022
5.	2,821	Jeff Jones.....	1990

Punting Average (Min. 25 Punts)

1.	46.90	Kevin Huber.....	2007
2.	46.60	James Smith.....	2018
3.	46.30	Sam Geraci.....	2015
4.	46.23	Mason Fletcher.....	2022
5.	45.00	Kevin Huber.....	2008
--	45.00	Mason Fletcher (current).....	2024

PUNTING CAREER RECORDS

Punts

1.	241	Chet Ervin.....	2002-05
2.	236	Jeff Blaylock.....	1991-94
3.	235	James Smith.....	2017-20
	235	Shaun Burdick.....	1983-86
5.	216	Jeff Jones.....	1987-90

Punting Yards

1.	10,245	James Smith.....	2017-20
2.	9,446	Chet Ervin.....	2002-05
3.	9,244	Shaun Burdick.....	1983-86
4.	9,008	Adam Wulfeck.....	1998-2001
5.	8,711	Jeff Blaylock.....	1991-94

Punting Average (Min. 50 Punts)

1.	45.47	Kevin Huber.....	2005-08
2.	44.39	Mason Fletcher.....	2021-present
3.	43.60	James Smith.....	2017-20
4.	42.60	Pat O'Donnell.....	2010-12
5.	42.51	Mike Connell.....	1974-77

RETURNS GAME RECORDS

Kickoff Returns

1.	8	Mardy Gilyard at Pittsburgh.....	2009
	8	LaDaris Vann vs. ECU.....	1999
3	7	Three Tied	

Kickoff Return Yards

1.	256	Mardy Gilyard at Pittsburgh.....	2009
2.	246	Mardy Gilyard at Oklahoma.....	2008
3.	218	Roger Stephens vs. Dayton.....	1947
4.	207	Mardy Gilyard vs. Florida.....	2010
5.	192	Keith Jenkins vs. Houston.....	1975

Kickoff Returns For Touchdowns

1.	1	Accomplished 23 times; last by Thompson vs ECU (2022)	
----	---	---	--

Punt Returns

1.	7	three times, last by Mike Daniels vs. WCU.....	2005
----	---	--	------

Punt Return Yards

1.	161	Gene Gibson vs. Ohio.....	1949
2.	122	Tinker Keck vs. Louisville.....	1997
3.	103	Gene Gibson vs. Western Michigan.....	1949
4.	98	Errol Prisky vs. North Texas State.....	1963
5.	97	Tinker Keck vs. Miami (OH).....	1997

Punt Return Touchdowns

1.	2	Tinker Keck vs. Louisville.....	1997
	2	Gene Gibson vs. Ohio.....	1949

RETURNS SEASON RECORDS

Kickoff Returns

1.	42	Mardy Gilyard.....	2009
2.	39	Ralph David Abernathy IV.....	2011
3.	36	Mardy Gilyard.....	2008
4.	33	Donald McKnight.....	1998
5.	32	Ralph David Abernathy IV.....	2012

Kickoff Return Yards

1.	1,281	Mardy Gilyard.....	2009
2.	1,034	Ralph David Abernathy IV.....	2011
3.	994	Mardy Gilyard.....	2008
4.	801	Ralph David Abernathy IV.....	2012
5.	652	Russell Cooper.....	1980

Kickoff Return Average (Min. 1.5 KOR/G)

1.	34.33	Robert Tate.....	1995
2.	31.50	Chris Hewitt.....	1993
3.	30.50	Mardy Gilyard.....	2009
4.	29.13	Keith Jenkins.....	1975
5.	27.73	Tom Marvaso.....	1974

Kickoff Returns For Touchdowns

1.	2	Mardy Gilyard.....	2008
----	---	--------------------	------

Punt Returns

1.	38	Tinker Keck.....	1997
	38	Charley Bland.....	1973
3.	37	Tom Marvaso.....	1975
4.	36	Tye Keith.....	2002
5.	35	LaDaris Vann.....	2001

Punt Return Yards

1.	577	Tinker Keck.....	1997
2.	438	Gene Gibson.....	1949
3.	342	Tom Marvaso.....	1974
4.	322	Gene Gibson.....	1950
5.	302	Charley Bland.....	1973

RETURNS SEASON RECORDS (CONT.)

Punt Return Average (Min. 10 Returns)

1.	20.86	Gene Gibson.....	1949
2.	20.12	Gene Gibson.....	1950
3.	19.82	Jack Delaney.....	1951
4.	17.36	Billy Hunter.....	1972
5.	16.23	Dom Del Bene.....	1951

Punt Return Touchdowns

1.	4	Tinker Keck.....	1997
2.	3	Gene Gibson.....	1949

RETURNS CAREER RECORDS

Kickoff Returns

1.	93	Mardy Gilyard.....	2005-09
2.	87	Ralph David Abernathy IV.....	2011-14
3.	67	Tre Tucker.....	2019-22
4.	62	Brian Jenkins.....	1990-93
5.	55	Dominick Goodman.....	2005-07

Kickoff Returns Yards

1.	2,657	Mardy Gilyard.....	2005-09
2.	2,186	Ralph David Abernathy IV.....	2011-14
3.	1,670	Tre Tucker.....	2019-22
4.	1,506	Brian Jenkins.....	1990-93
5.	1,199	Dominick Goodman.....	2005-07

Kickoff Returns Average (Min. 25 KOR)

1.	28.60	Mardy Gilyard.....	2005-09
2.	28.54	Chris Hewitt.....	1993-95
3.	26.41	Robert Tate.....	1993-95
4.	25.10	Ralph David Abernathy IV.....	2011-14
5.	24.93	Tre Tucker.....	2019-22

Kickoff Returns For Touchdowns

1.	4	Mardy Gilyard.....	2005-09
2.	2	Tre Tucker.....	2019-22
	2	Mel Riggins.....	1970-71

Punt Returns

1.	73	Robert Tate.....	1993-96
	73	Tom Marvaso.....	1974-75
3.	71	Ryan Montgomery.....	2019-23
4.	68	Tinker Keck.....	1997-99
5.	60	Lamont Patterson.....	1979-82

Punt Return Yards

1.	804	Tinker Keck.....	1997-99
2.	760	Gene Gibson.....	1949-50
3.	688	Ryan Montgomery.....	2019-23
4.	637	Robert Tate.....	1993-96
5.	575	Tom Marvaso.....	1974-75

Punt Return Average

1.	20.54	Gene Gibson.....	1949-50
2.	14.33	Jack Delaney.....	1950-52
3.	11.82	Tinker Keck.....	1997-99
4.	11.80	Mardy Gilyard.....	2005-09
5.	10.57	Brian Jenkins.....	1990-92

Punt Return Touchdowns

1.	5	Gene Gibson.....	1949-50
2.	4	Tinker Keck.....	1997-99
3.	3	Joe Morrison.....	1956-58
4.	2	Tom Marvaso.....	1974-75
5.	1	Accomplished 16 times last by Gilyard (2009)	

DEFENSIVE RECORDS - TACKLES

TACKLES

GAME RECORDS

Total Tackles

1.	31	Karl Woods at South Carolina	1980
2.	24	Vaughn Booker vs. ECU	1987
3.	23	Brad Jackson vs. Boston College	1997
	23	Jerome Brinson vs. Oklahoma State	1987
5.	22	Sam Garnes vs. Vanderbilt	1994
	22	Jason Coppess vs. Bowling Green	1993
	22	Alex Gordon vs. Miami (OH)	1986
	22	Brad Nothacker vs. Penn State	1985
9.	21	Jack Bruscianelli vs. West Virginia	1989
	21	Mike Kelly vs. Rutgers	1987

Solo Tackles (Since 2001)

1.	12	Zach Edwards vs. ECU	2014
	12	Mike Mickens at Akron	2008
	12	Jamar Enzor at Memphis	2003
	12	Ivan Fields vs. Tulane	2001
5.	11	Walter Stewart vs. Syracuse	2010
6.	11	Haruki Nakamura at USF	2007
7.	11	Ryan Manalac at USF	2007
8.	11	Jamar Enzor vs. Rhode Island	2003
9.	11	Ivan Fields vs. West Virginia	2002
10.	11	Lewis Carter vs. Purdue	2001

Assisted Tackles (Since 2001)

1.	12	Andre Revels at Miami (OH)	2009
	12	Corey Smith vs. Louisville	2007
	12	Jamar Enzor at UAB	2003
4.	11	Kevin Brown vs. Memphis	2014
	11	Zach Edwards vs. Memphis	2014
	11	Jeff Luc vs. Miami (OH)	2014
7.	10	Dorian Jones vs. Oklahoma	2023
	10	Eric Wilson vs. UT Martin	2016
	10	Jeff Luc vs. Memphis	2014
	10	Nick Temple vs. Memphis	2014
	10	Greg Blair at Louisville	2012
	10	JK Schaffer at NC State	2010
	10	JK Schaffer vs. Illinois	2009

Tackles For A Loss (Since 2001)

1.	5.5	Brandon Mills vs. Rutgers	2010
2.	5.0	Antwan Peek at Southern Miss	2002
	5.0	Antwan Peek vs. Louisiana-Monroe	2001
	5.0	Derek Wolfe vs. Connecticut	2011
5.	4.5	Ivan Pace Jr. vs. Indiana	2022
	4.5	Trevor Anderson at Connecticut	2006
	4.5	Cortez Broughton at UCLA	2018

TACKLES

SEASON RECORDS

Total Tackles

1.	186	Mike Brookins	1979
2.	168	Brad Jackson	1997
3.	161	Karl Woods	1980
4.	158	Jerome Brinson	1983
5.	155	Karl Woods	1978
6.	147	Dwayne Berry	1978
7.	145	Muhammed El-Mubarak	1995
8.	143	Linwood Marshall	1983
9.	140	Howie Kurnick	1978
10.	138	Greg Blair	2012
	138	Phillip Curry	1997
	138	Antonio Gibson	1982

Solo Tackles

1.	101	Howie Kurnick	1978
2.	94	Linwood Marshall	1983
3.	93	Brad Jackson	1997
	93	Mike Brookins	1979
5.	90	Muhammed El-Mubarak	1995
	90	Jerome Brinson	1983
7.	88	Sam Garnes	1994
8.	83	Phillip Curry	1997
9.	82	DeJuan Gossett	1999
10.	80	Jack Bruscianelli	1988

Assisted Tackles

1.	99	Karl Woods	1980
2.	93	Mike Brookins	1979
3.	83	Karl Woods	1978
4.	82	Alex Gordon	1985
5.	81	Ivan Pace Jr.	2022
6.	78	Dwayne Berry	1978
7.	75	Brad Jackson	1997
	75	Richard Rhodes	1985
9.	74	Antonio Gibson	1982
10.	73	Alex Gordon	1986

Tackles For A Loss

1.	28.0	Mike Gates	1980
2.	22.0	Trent Cole	2004
	22.0	Antwan Peek	2001
4.	21.5	Ivan Pace Jr.	2022
	21.5	Derek Wolfe	2011
6.	21.0	Antwan Peek	2002
	21.0	Phil Poirier	1989
8.	20.0	Nate Dingle	1992
9.	18.0	Tyjuan Hagler	2002
	18.0	Andrew Stewart	1988

TACKLES

CAREER RECORDS

Total Tackles

1.	502	Karl Woods	1977-80
2.	487	Phillip Curry	1994-97
3.	392	Brad Jackson	1994-97
4.	381	Zach Edwards	2013-16
5.	356	Mike Brookins	1979-81
6.	352	Alex Gordon	1983-86
7.	351	Hassan Champion	1995-98
	351	Joe Olding	1979-82
9.	338	Doug Monaghan	2001-04
10.	337	JK Schaffer	2008-11
	327	DeJuan Gossett	1997-2000

Solo Tackles

1.	268	Phillip Curry	1994-97
2.	229	Zach Edwards	2013-16
3.	222	DeJuan Gossett	1997-2000
4.	216	Brad Jackson	1994-97
5.	211	Karl Woods	1977-80
6.	208	Ivan Fields	1999-2002
7.	206	Sam Garnes	1993-96
8.	200	Doug Monaghan	2001-04
9.	190	Mike Brookins	1979-81
10.	184	Hassan Champion	1995-98

Assisted Tackles

1.	291	Karl Woods	1979-81
2.	219	Phillip Curry	1994-97
3.	192	Alex Gordon	1983-86
4.	176	Brad Jackson	1994-97
5.	175	Joe Olding	1979-82
6.	168	Howie Kurnick	1975-78
7.	167	Hassan Champion	1995-98
8.	166	Mike Brookins	1979-81
9.	155	JK Schaffer	2008-11
10.	152	Zach Edwards	2014-16

Tackles For A Loss

1.	56.0	Antwan Peek	1998-2002
2.	48.0	Trent Cole	2002-04
3.	46.0	Nate Dingle	1990-93
4.	45.0	Phillip Curry	1994-97
5.	44.5	Andre Frazier	2001-04
6.	42.0	Terrill Byrd	2005-08
7.	38.0	Alex Gordon	1983-86
8.	37.0	Derek Wolfe	2008-11
	37.0	George Jamison	1980-83
9.	36.0	Andrew Stewart	1986-88
10.	34.5	Tyjuan Hagler	2002-04

DEFENSIVE RECORDS - **SACKS & MISC.****SACKS****GAME RECORDS****Quarterback Sacks (Since 2001)**

1.	4.0	Alex Daniels at Miami (OH).....	2009
	4.0	Antwan Peek vs. Louisiana-Monroe.....	2001
3.	3.5	Cortez Broughton at UCLA.....	2018
4.	3.0	Connor Barwin vs. Pittsburgh.....	2008
	3.0	Trent Cole at ECU.....	2004
	3.0	Anthony Hoke vs. UConn.....	2007
	3.0	Anthony Hoke at Syracuse.....	2007
	3.0	Brandon Mills vs. Rutgers.....	2010
	3.0	Lamonte Nelms at Syracuse.....	2007

SACKS**SEASON RECORDS****Quarterback Sacks (Since 2001)**

1.	13.0	Anthony Hoke.....	2007
2.	12.5	Antwan Peek.....	2001
3.	11.0	Connor Barwin.....	2008
4.	10.0	Ivan Pace Jr.	2022
5.	9.5	Derek Wolfe.....	2011
	9.5	Silverberry Mouhon.....	2013
7.	9.0	Terrell Hartsfield.....	2014
	9.0	Antwan Peek.....	2000
9.	8.5	Trent Cole.....	2004
	8.5	Alex Daniels.....	2009

SACKS**CAREER RECORDS****Quarterback Sacks (Since 2001)**

1.	28.0	Antwan Peek.....	1998-2002
2.	22.0	Anthony Hoke.....	2004-07
3.	21.5	Andre Frazier.....	2000-04
4.	19.5	Derek Wolfe.....	2008-11
5.	19.0	Trent Cole.....	2002-04
	19.0	Silverberry Mouhon.....	2012-15
7.	18.0	Nate Dingle.....	1990-93
	18.0	George Jamison.....	1980-83
9.	17.5	Walter Stewart.....	2009-12
10.	16.5	Dan Giordano.....	2008-12
	16.5	Terrill Byrd.....	2005-08

FUMBLES**GAME RECORDS****Fumbles Forced (Since 2000)**

1.	3	Antwan Peek vs. Louisiana-Monroe.....	2001
2.	2	Eight times, last by A. Peek Jr at UCF.....	2024

Fumbles Recovered (Since 2000)

1.	2	Willis Edwards vs. Memphis.....	2002
	2	Ivan Fields at Memphis.....	2000
	2	Jeff Luc vs. USF.....	2014
	2	Kevin McCullough vs. Connecticut.....	2005
	2	Wesley Richardson at NC State.....	2010

FUMBLES**SEASON RECORDS****Fumbles Forced (Since 2000)**

1.	7	Antwan Peek.....	2002
2.	6	Jeff Luc.....	2014
3.	5	Antwan Peek.....	2001
4.	4	Antwan Peek Jr.(current).....	2024
	4	Bryan Wright.....	2019
	4	Walter Stewart.....	2011
	4	Willis Edwards.....	2001
	4	Troy Evans.....	2000

Fumbles Recovered (Since 2000)

1.	5	Antwan Peek.....	2002
2.	4	Ja'Von Hicks.....	2019
	4	Jeff Luc.....	2014
4.	3	Nine times, last by Hartsfield & Wilson.....	2014

FUMBLES**CAREER RECORDS****Forced Fumbles (Since 1999)**

1.	17	Antwan Peek.....	1998-02
2.	8	Jeff Luc.....	2013-14
	8	Walter Stewart.....	2009-12
3.	6	JK Schaffer.....	2008-11
	6	Andre Frazier.....	2000-04
	6	Zach Norton.....	2000-03
6.	5	Coby Bryant.....	2017-21
	5	Willis Edwards.....	2000-02
	5	Anthony Hoke.....	2004-07
	5	Jason Russel.....	2001-04
	5	Anthony Williams.....	2005-07
	5	Tyrell Gilbert.....	2014-18

Fumble Recoveries

1.	12	John Vitro.....	1973-75
2.	10	Antwan Peek.....	1998-2002
	10	Howie Kurnick.....	1975-77
4.	9	Ronnie Shannon.....	1988-91
	9	David Mann.....	1975-77
6.	7	Eric Wilson.....	2014-16
	7	Marion Ford.....	1972-73
	7	Charlie Stovall.....	1971-72

BLOCKED KICKS**GAME RECORDS****Blocked Kicks (Since 2000)**

1.	2	Connor Barwin at Marshall.....	2008
	2	Antwan Peek vs. Miami.....	2000
3.	1	41 times, last by Jowon Briggs vs. Navy.....	2022

BLOCKED KICKS**SEASON RECORDS****Blocked Kicks (Since 2000)**

1.	3	Antwan Peek.....	2000
	3	Connor Barwin.....	2008
	3	Ethan Tucky.....	2019
4.	2	Arquon Bush.....	2021
	2	Mardy Gilyard.....	2007
	2	Antwan Peek.....	2001
	2	Wilson Huber.....	2019
	2	Andre Frazier.....	2003
	2	Tyjuan Hagler.....	2004
	2	Antwan Peek.....	2002

BLOCKED KICKS**CAREER RECORDS****Blocked Kicks (Since 2000)**

1.	7	Antwan Peek.....	2000-02
2.	5	Ethan Tucky.....	2018-20
3.	4	Connor Barwin.....	2005-08
4.	3	Wilson Huber.....	2018-22
5.	2	Deshawn Pace.....	2020-23
	2	Arquon Bush.....	2018-22
	2	Tyjuan Hagler.....	2001-04
	2	Mardy Gilyard.....	2005,07-09
	2	Andre Frazier.....	2000-04

HURRIES**SEASON RECORDS****Quarterback Hurries (Since 2000)**

1.	13	Myjai Sanders.....	2021
	13	Trevor Anderson.....	2006
	13	Trent Cole.....	2004
4.	12	Dan Giordano.....	2012
5.	11	Angelo Craig.....	2007

HURRIES**CAREER RECORDS****Quarterback Hurries (Since 2000)**

1.	26	Dan Giordano.....	2008-12
2.	25	Myjai Sanders.....	2018-21
3.	16	Silverberry Mouhon.....	2012-15
4.	15	Angelo Craig.....	2003-07
5.	14	Andre Frazier.....	2000-04

DEFENSIVE RECORDS - INTERCEPTIONS AND SCORES

INTERCEPTIONS GAME RECORDS

Interceptions

1. 4 Bob Hynes vs. Ohio Northern..... 1923
2. 3 accomplished six times, last by D. Smith (2007)

Interception Return Yards

1. 123 Shawn Ferguson vs. Memphis..... 1998
2. 96 Jocelyn Borgella vs. Rutgers 1992
- 96 Bob Del Rosa vs. Oklahoma State 1958
4. 88 Joe Morrison vs. Dayton 1956
5. 87 Joe Morrison vs. Wichita State..... 1956

Interception Returns for Touchdowns

1. 2 Shawn Ferguson vs. Memphis..... 1998
2. 1 accomplished 61 times, last by Bryant (2021)

INTERCEPTIONS SEASON RECORDS

Interceptions

1. 8 DeAngelo Smith 2007
2. 6 seven times, last by Mike Mickens..... 2007

Interception Return Yards

1. 175 Joe Morrison..... 1956
2. 171 Jocelyn Borgella 1992
3. 159 John Mooth..... 1951
4. 158 Mike Mickens 2008
5. 136 Mike Mickens 2007

Interception Returns for Touchdowns

1. 2 Ahmad Gardner..... 2019
- 2 Mike Mickens 2007
- 2 Blue Adams..... 2002
- 2 Shawn Ferguson..... 1998
- 2 Joe Morrison..... 1956

INTERCEPTIONS CAREER RECORDS

Interceptions

1. 14 Mike Mickens 2005-08
2. 12 DeAngelo Smith 2005-08
- 12 Blue Adams..... 1998-2002
- 12 Jocelyn Borgella 1990-93
5. 11 Ed Bolis..... 1970-72
6. 10 Ja'Von Hicks..... 2018-22
- 10 Coby Bryant 2017-21

Interception Return Yards

1. 296 Mike Mickens 2005-08
2. 263 Jocelyn Borgella 1990-93
- 263 Joe Morrison..... 1956-58
4. 254 Gene Gibson..... 1949-50
5. 222 Aaron Webster 2006-09

Interception Returns for Touchdowns

1. 3 Mike Mickens 2005-08
- 3 Shawn Ferguson..... 1995-98
2. 2 four times, last by Ahmad Gardner 2019-21

PASSES BROKEN UP GAME RECORDS

Most Pass Breakups (Since 2000)

1. 4 Justin Harris at Pitt..... 2023
- 4 Mike Mickens vs. Rutgers 2006
- 4 Zach Norton vs. Louisville 2001
- 4 Linden Stephens at Miami (OH)..... 2017
5. 3 Derrick Canteen vs. Pitt 2024
- 3 Josh Minkins vs. Towson..... 2024
- 3 Ja'Von Hicks at Tulsa 2022
- 3 Coby Bryant at Notre Dame 2021
- 3 Blue Adams at Temple 2002
- 3 Coby Bryant at Temple..... 2018
- 3 Coby Bryant at ECU..... 2019
- 3 Zach Edwards vs. North Carolina 2013
- 3 Ivan Fields vs. Houston 2002
- 3 Tyrell Gilbert at Miami (OH) 2018
- 3 Andre Jones vs. ECU..... 2014
- 3 Mike Mickens at Akron..... 2008
- 3 Mike Mickens vs. UConn..... 2005
- 3 Mike Mickens vs. Louisville 2005
- 3 Mike Mickens vs. Pittsburgh 2006
- 3 Mike Mickens at Miami (OH)..... 2005
- 3 Haruki Nakamura vs. USF..... 2006
- 3 Zach Norton vs. UAB..... 2002
- 3 Antwan Peek at Tulane 2000

PASSES DEFENDED (PBU+INT) SEASON RECORDS

Most Passes Defended (Since 2000)

1. 23 Blue Adams (17 PBU, 6 INT)..... 2002
2. 18 Mike Mickens (15 PBU, 3 INT)..... 2006
3. 16 Lavar Glover (15 PBU, 1 INT)..... 2001
- 16 Zach Norton (14 PBU, 2 INT)..... 2002
- 16 Deangelo Smith (8 PBU, 8 INT)..... 2007
6. 15 Mike Mickens (14 PBU, 1 INT)..... 2005
- 15 Daven Holly (9 PBU, 6 INT)..... 2003
8. 14 Coby Bryant (11 PBU, 3 INT)..... 2021
9. 13 Ivan Fields (10 PBU, 3 INT)..... 2002
- 13 Zach Norton (10 PBU, 3 INT)..... 2001
- 13 Mike Mickens (10 PBU, 3 INT)..... 2008

PASSES DEFENDED (PBU+INT) CAREER RECORDS

Most Passes Defended (Since 2000)

1. 58 Mike Mickens (45 Brup, 13 Int)..... 2005-08
2. 45 Coby Bryant (35 Brup, 10 Int)..... 2017-21
3. 41 Zach Norton (31 Brup, 10 Int)..... 2000-03
4. 34 Blue Adams (26 Brup, 8 Int)..... 2000-02
- 34 Zach Edwards (26 Brup, 8 Int)..... 2013-16
6. 32 Arquon Bush (23 Brup, 9 Int) 2018-22
7. 30 Deangelo Smith (19 Brup, 11 Int)..... 2004-08
8. 29 Doug Monaghan (20 Brup, 9 Int)..... 2001-04
- 29 Deven Drane (21 Brup, 8 Int)..... 2010-13
10. 28 Drew Frey (20 Brup, 8 Int) 2008-12
11. 27 Ahmad "Sauce" Gardner (18 Brup, 9 INT)..... 2019-21

DEFENSIVE SCORES GAME RECORDS

Fumble Return TDs - Defense (Since 2000)

1. 1 19 times, last by Dominique Perry 2022

Blocked PAT Return (Two Points) (Since 2000)

1. 1 Coby Bryant vs. Temple..... 2019
- 1 Daven Holly vs. Miami (OH)..... 2004

Blocked FG Return TDs (Since 2000)

1. 1 Ahmad "Sauce" Gardner at ECU..... 2021

DEFENSIVE SCORES SEASON RECORDS

Fumble return TDs (Since 2000)

1. 2 Antwan Peek 2002
2. 1 16 times, last by Jabari Taylor..... 2022

Blocked PAT Return (Two Points) (Since 2000)

1. 1 Coby Bryant 2019
- 1 Daven Holley..... 2004

DEFENSIVE SCORES CAREER RECORDS

Fumble return TDs (Since 2000)

1. 2 Antwan Peek..... 2000-02
- 2 Kevin McCullough..... 2005-06
3. 1 Dominique Perry..... 2020-23
- 1 Nick Temple..... 2011-14
- 1 Eric Wilson..... 2014-16
- 1 Fran Callicott..... 2002-03
- 1 JK Schaffer 2008-11
- 1 Walter Stewart 2009-12
- 1 Daven Holly..... 2000-04
- 1 Maalik Bomar..... 2009-12
- 1 Deven Drane 2010-13
- 1 Ivan Fields..... 2000-02
- 1 Angelo Craig..... 2003-07
- 1 Tyjuan Hagler 2001-04
- 1 Carter Jacobs 2014-17
- 1 Kimoni Fitz..... 2014-18
- 1 Terrell Hartsfield 2013-14

Blocked PAT Return (Two Points) (Since 2000)

1. 1 Coby Bryant 2017-21
- 1 Daven Holley..... 2001-04

Blocked FG Return TDs (Since 2000)

1. 1 Ahmad "Sauce" Gardner at ECU..... 2019-21

SINGLE GAME TEAM RECORDS

Most Points

1.	124	Transylvania	1912
2.	115	Kentucky Wesleyan.....	1921
3.	72	Austin Peay.....	2011
4.	70	Southeast Missouri State.....	2009
5.	69	Rutgers.....	2010
6.	69	Case-Western Reserve.....	1923
7.	67	Virginia Military Institute.....	1953
	67	Baltimore.....	1935
9.	66	EKU.....	2023
	66	Northwestern State.....	2013
	66	Case-Western Reserve.....	1953
12.	63	Kennesaw State.....	2022
	63	Alabama A&M.....	2018
	63	Louisiana-Monroe.....	1977

Most Touchdowns

1.	14	Transylvania	1912
2.	10	Four Times	

Most Rushing Attempts

1.	83	Louisiana-Monroe.....	1977
2.	82	Miami (OH).....	1996
3.	77	Miami (OH).....	1951
4.	74	North Texas State.....	1970
5.	73	Miami (OH).....	1970

Most Rushing Yards

1.	464	Case-Western Reserve.....	1953
	464	Virginia Military Institute.....	1953
3.	422	Kansas State.....	1966
4.	421	Marshall	1946
5.	419	Xavier.....	1970
6.	409	Alabama A&M.....	2018
	405	Miami (OH).....	1996
7.	402	North Texas State.....	1970
8.	389	Xavier.....	1946
9.	387	Austin Peay.....	2011
10.	383	South Dakota.....	1965

Most Rushing Touchdowns

1.	14	Transylvania	1912
2.	10	Case-Western Reserve.....	1953
	10	Virginia Military Institute.....	1953

Most Passing Attempts

1.	64	@ Memphis.....	2015
2.	61	USF.....	2010
3.	60	@ Miami (Fla.).....	2014
4.	59	Southern Miss.	1999
5.	57	Ohio	1968

Most Passes Completed

1.	38	@ Memphis.....	2015
	36	Ohio	1968
3.	35	Southern Miss.	1999
4.	34	USF.....	2010
5.	33	@ SMU	2018

Most Passing Yards

1.	620	@ Memphis.....	2015
2.	584	Ohio	1968
3.	512	USF.....	2010
4.	507	@ Rutgers	2013
5.	480	UConn.....	2009
6.	438	EKU.....	2023
7.	436	ECU	2014
	436	Toledo.....	2014
	436	Louisville.....	1968
10.	431	Syracuse.....	2007

Most Interceptions Thrown

1.	6	Xavier.....	1972
2.	5	North Texas.....	2002
	5	Toledo.....	1995
	5	Houston.....	1968
	5	North Texas.....	1967
	5	Xavier.....	1955
	5	Xavier.....	1951

Most Touchdown Passes

1.	6	EKU.....	2023
	6	UCF	2015
	6	Toledo.....	2014
	6	@ Rutgers	2013
	6	Illinois.....	2009
6.	5	SMU.....	2021
	5	ECU	2018
	5	UConn.....	2013
	5	Northwestern State.....	2013
	5	@ Louisville	2010
	5	@ Rutgers	2009
	5	Southern Miss.	2004

Most Offensive Plays

1.	100	@ Memphis.....	2015
2.	99	Miami (OH).....	1996
3.	96	Southern Miss.	1999
4.	95	ECU	1998
5.	94	@ Miami (OH).....	2015
	94	Tulsa	1978

Most Yards Total Offense

1.	752	@ Memphis.....	2015
2.	741	Alabama A&M.....	2018
3.	726	UCF	2015
4.	711	UConn.....	2009
5.	684	Ohio	1968
6.	669	Northwestern State.....	2013
7.	667	EKU.....	2023
8.	661	Rutgers.....	2010
9.	659	@ UConn	2018
10.	658	Towson	2024

Most First Downs

1.	38	Alabama A&M.....	2018
	38	@ Memphis.....	2015
3.	36	Ohio	1968
4.	34	Temple	2015
	34	Alabama A&M.....	2015

Most Fumbles

1.	15	Louisville.....	1970
2.	9	North Texas State.....	1968
3.	8	Wichita State.....	1960

Most Fumbles Lost

1.	7	Virginia Military Institute.....	1951
2.	6	Louisville.....	1970
	6	Hardin-Simmons.....	1955

Most Turnovers

1.	9	Xavier.....	1955
	9	Hardin-Simmons.....	1955
	9	Virginia Military Institute.....	1951
4.	8	Houston.....	1968
	8	Western Michigan.....	1949

Most Penalties

1.	18	Kansas State.....	1951
2.	15	Xavier.....	1958
3.	14	at Hawai'i.....	2002
	14	Louisville.....	1968

Most Penalty Yards

1.	176	Louisville.....	1968
2.	170	Kentucky.....	1945
3.	161	Dayton.....	1957
4.	159	ECU	2020
	142	Toledo.....	1953
5.	140	Kansas State.....	1951

Most Punts

1.	13	Pittsburgh.....	1981
	13	Mississippi State	1948
3.	12	Louisville.....	1996
	12	Virginia Tech.....	1995
5.	11	Boston College.....	1997
	11	Central Michigan	1990
	11	North Texas State.....	1970
	11	Tulsa	1958
	11	Mississippi State	1949

Most Punting Yards

1.	510	Louisville.....	1996
2.	502	Arizona State	1976
3.	475	Mississippi State	1948
4.	460	North Texas State.....	1968
5.	456	Boston College.....	1997
6.	452	Virginia Tech.....	1995
7.	451	Central Michigan	1990
8.	425	West Virginia.....	2003
9.	418	Rutgers.....	2008
10.	407	Iowa.....	1990

Most Punt Return Yards

1.	177	Ohio	1949
2.	156	Western Reserve.....	1951
3.	150	Western Michigan.....	1950
4.	122	Louisville.....	1997
5.	116	UTEP.....	1950

Most Kickoff Return Yards

1.	295	Memphis.....	1971
2.	278	at Pittsburgh.....	2009
3.	265	at Oklahoma.....	2008
4.	226	Florida	2010
	219	Hardin-Simmons.....	1955

Fewest Rushing Attempts

1.	15	Illinois.....	2009
2.	16	at West Virginia.....	2010
	16	Fresno State.....	2009
4.	19	Ohio State.....	2014
	19	at UConn	2008
	19	Miami (OH).....	1968
7.	18	at Houston.....	2015
	18	at Pittsburgh.....	2009

Fewest Rushing Yards

1.	-23	Rutgers.....	2005
2.	-20	Northwestern State.....	1977

Fewest Passes Completed

1.	0	Dayton	1970
2.	1	Wichita State.....	1965
	1	South Dakota	1965
	1	Wichita State.....	1962
	1	Tulsa	1959

Fewest Passing Yards

1.	0	Dayton	1970
2.	6	Wichita State.....	1965
3.	8	South Dakota.....	1965
4.	11	Wichita State.....	1962
5.	14	Ohio	1970

Fewest Yards Total Offense

1.	46	North Texas.....	1959
2.	48	Central Michigan	1989
3.	69	Iowa.....	1990
4.	97	Houston.....	1957
5.	100	Tulsa	1958

Fewest First Downs

1.	3	West Virginia.....	1989
2.	5	Pacific.....	1949
3.	6	Tulsa	1958
	6	Xavier	1956
	6	@ Navy.....	1956

Fewest Penalties

1.	1	Houston.....	2014
	1	Rutgers.....	1994
	1	Louisville.....	1966
	1	Memphis.....	1966
	1	Army.....	1963
	1	Hawai'i.....	1954

Fewest Yards Penalized

1.	4	Memphis.....	1966
2.	5	Army.....	1963
3.	10	Houston.....	2014
	10	Temple	2003
	10	Rutgers.....	1994
5.	12	Wichita State.....	1965
6.	13	South Dakota.....	1965

Fewest Punts

1.	0	UCF	2015
	0	Miami (OH).....	2008
	0	Memphis.....	1998
	0	Miami (OH).....	1954
3.	1	Eight Times	
		Last at Texas Tech	2024

OPPONENT SINGLE GAME TEAM RECORDS & OVERTIME RESULTS

Fewest Rushing Attempts

1.	17	Dayton	1961
2.	18	@ East Carolina	2015
3.	19	Miami (OH)	2012
	19	Xavier	1954
	19	Akron	2006

Fewest Rushing Yards

1.	-46	Kansas	1997
2.	-37	Wichita State	1974
3.	-22	NC State	2011
4.	-20	Northwestern State	1977
5.	-19	Louisiana-Monroe	1996
6.	-17	Louisville	1968
7.	-16	Louisiana-Lafayette	1975
8.	-15	Syracuse	2007
9.	-14	Louisville	1981
	-14	Wichita State	1965

Fewest Passing Attempts

1.	1	Boston College	1964
2.	2	Louisville	1953
3.	3	Miami (OH)	1971
	3	Wichita State	1955
	3	Miami (OH)	1957

Fewest Pass Completions

1.	0	vs. Louisville	1974
	0	vs. Ohio	1973
	0	vs. Boston College	1964
	0	vs. Indiana	1963
	0	vs. Ohio	1949

Fewest Passing Yards

1.	-1	Xavier	1971
2.	0	Louisville	1974
	0	Ohio	1973
	0	Boston College	1964
	0	Indiana	1963
	0	Ohio	1949

Fewest Yards Total Offense

1.	18	Louisiana-Lafayette	1973
2.	22	Ohio	1950
3.	32	Xavier	1954
4.	53	Kansas	1997
5.	70	Louisville	1976

Most Points

1.	81	Penn State	1991
2.	71	Houston	1968
	71	Ohio Wesleyan	1928
4.	70	Louisville	2004
	70	Florida State	1990
6.	69	West Virginia	1989

Most Rushing Attempts

1.	86	West Virginia	1969
2.	79	Houston	1974
	79	Miami (OH)	1972
4.	76	Miami (OH)	1967
5.	74	Miami (OH)	1968

Most Rushing Yards

1.	569	@ Navy	2017
2.	539	Northern Illinois	1989
3.	500	ECU	1987
4.	484	Penn State	1991
5.	483	West Virginia	1969

Most Passing Yards

1.	535	@ ECU	2019
2.	482	vs. Florida	2010
3.	464	@ ECU	2017
4.	460	Louisville	1998
5.	451	Tulsa	1965

Most Passing Attempts

1.	67	Louisville	1997
2.	66	Indiana	2022
	66	Houston	1993
4.	62	ECU	2014
	62	ECU	1997

Most Pass Completions

1.	38	Duke	2012
2.	37	ECU	1997
3.	36	Oklahoma	2010
	36	Houston	1992
5.	35	ECU	2014
6.	34	@ ECU	2015
	34	@ Tennessee	2011

Most Yards Total Defense

1.	742	Louisville	1998
2.	710	@ Ohio State	2014
	706	Penn State	1991
4.	696	Houston	1968
5.	662	Iowa	1990

Most Passes Intercepted

1.	7	Kansas State	1951
2.	6	Oregon State	2007
	6	North Texas	1966
	6	UTEP	1951
	6	Mississippi State	1949

Most Interception Return Yards

1.	162	Dayton	1956
2.	138	UTEP	1951
3.	123	Memphis	1998
4.	117	Memphis	1995
5.	110	Oregon State	2007

Most Turnovers Forced

1.	8	Rice	1974
2.	7	Oregon State	2007
	7	Memphis	2000
	7	ECU	1990
	7	Rutgers	1983

OVERTIME RECORDS

YEAR	OPPONENT	W/L	LENGTH	REGULATION	FINAL
1996	Miami (OH)	W	3OT	17-17	30-23
1997	at Houston *	L	2OT	31-31	41-38
	at Miami (OH)	W	2OT	24-24	34-31
1999	UAB *	L	OT	21-21	24-21
2000	at Wisconsin	L	OT	22-22	28-25
	at Memphis *	W	OT	10-10	13-10
2002	TCU *	W	OT	29-29	36-29
2003	Temple	W	3OT	24-24	30-24
	at USF *	L	2OT	10-10	24-17
2008	at No. 20 West Virginia *	W	OT	20-20	26-23
2012	at No. 16/14 Louisville *	L	OT	31-31	34-31
2013	No. 19/16 Louisville *	L	OT	24-24	31-24
2016	at Tulsa *	L	OT	34-34	40-37
2017	SMU *	L	OT	28-28	31-28
2018	at Temple *	L	OT	17-17	24-17
	at SMU *	W	OT	20-20	26-20
2023	Miami (OH)	L	OT	24-24	31-24

* - Conference Game

CINCINNATI'S RECORD WHEN ...

All Overtime Games	7-10
One Overtime:	4-8
Two Overtimes:	1-2
Three Overtimes:	2-0
Overtime at Home	3-4
Overtime on the Road	4-6
Overtime Conference Games	4-8
Overtime Non-Conference Games	3-2
Overtime Coin Toss	9-8

POSSESSION RESULT	CINCINNATI	OPP.
Touchdowns	8	8
Field Goals	6	7
Missed Field Goals	0	3
Turnovers	6	5