

2012-13 SCHEDULE/RESULTS

Day/Date	Opponent	TV	Time/Result
Mon./Oct. 29	Grand Valley State (EXH.)	BearcatsTV	W, 80-60
Mon./Nov. 5	Bellarmine (EXH.)	BearcatsTV	W, 86-51
Sun./Nov. 11	UT Martin	FSO	W, 80-57
Tues./Nov. 13	Mississippi Valley State	ESPN3	W, 102-60
Sun./Nov. 18	1-North Carolina A&T	FSO	W, 93-39
Tues./Nov. 20	1-Campbell	FSO	7 p.m.
Fri./Nov. 23	1-Iowa State	CBS SN	6:30 p.m.
Sat./Nov. 24	1-Oregon/UNLV	CBS SN	8/10:30 p.m.
Sat./Dec. 1	2-Alabama	ESPN2	3 p.m.
Thurs./Dec. 6	Arkansas-Little Rock	FSO	7 p.m.
Sat./Dec. 8	Maryland Eastern Shore	FSO	2 p.m.
Sat./Dec. 15	3-vs. Marshall	CBS SN	2 p.m.
Wed./Dec. 19	4-Xavier	ESPN2	7 p.m.
Sat./Dec. 22	Wright State	FSO	4 p.m.
Thurs./Dec. 27	New Mexico	ESPN2	9 p.m.
Mon./Dec. 31	at Pittsburgh	ESPN2	Noon
Sat./Jan. 5	St. John's	ESPNU	4 p.m.
Mon./Jan. 7	Notre Dame	ESPN2	7 p.m.
Sat./Jan. 12	at Rutgers	BEN/FSO	8 p.m.
Tues./Jan. 15	at DePaul	BEN/FSO	8:30 p.m.
Sat./Jan. 19	Marquette	ESPNU	7 p.m.
Mon./Jan. 21	at Syracuse	ESPN	3:30 p.m.
Wed./Jan. 30	Rutgers	BEN/FSO	7 p.m.
Sat./Feb. 2	at Seton Hall	ESPNU	11 a.m.
Wed./Feb. 6	at Providence	BEN/FSO	7 p.m.
Sat./Feb. 9	Pittsburgh	ESPN or ESPN2	9 p.m. or 6 p.m.
Tues./Feb. 12	Villanova	BEN/FSO	8 p.m.
Fri./Feb. 15	Georgetown	ESPN	9 p.m.
Thurs./Feb. 21	at Connecticut	ESPN or ESPN2	7 p.m.
Sun./Feb. 24	at Notre Dame	CBS	2 p.m.
Sat./Mar. 2	Connecticut	BEN/WKRC	2 p.m.
Mon./Mar. 4	at Louisville	ESPN	7 p.m.
Sat./Mar. 9	USF	BEN/FSO	4 p.m.
Mar. 12-16	5-BIG EAST Championship	ESPN/ESPN2	TBA
NCAA CHAMPIONSHIP			
Mar. 19-20	First Four	CBS/Turner	TBA
Mar. 21-24	Second/Third Rounds	CBS/Turner	TBA
Mar. 28-31	Regional Semis/Finals	CBS/Turner	TBA
Apr. 6-8	Final Four	CBS	TBA

Notes: Home games are in **BOLDFACE**; All games are Eastern and subject to change; The specific game time for the Feb. 9 home game with Pittsburgh will not be determined until late January.

BEN-BIG EAST Network; FSO-Fox Sports Ohio; CBS SN - CBS Sports Network 1-Global Sports Invitational (Nov. 23-24 games in Las Vegas, Nev. [Thomas & Mack Center]); 2-SEC/BIG EAST Challenge; 3-Charleston, W.Va. (Charleston Civic Center); 4-Cincinnati, Ohio (U.S. Bank Arena); 5-New York, N.Y. (Madison Square Garden)

CINCINNATI SPORTS COMMUNICATIONS

Assistant Director/Primary Basketball Contact: Andre Foushee
Office/Cell Phone: (513) 556-5182/(859) 797-7871
Press Row Phone: 513-556-3800
Email Address: Andre.Foushee@uc.edu
Twitter: @GoBEARCATS and @Andre_UCSID
Associate AD/External & Media Communications: Doug Mosley
Office/Cell Phone: (513) 556-0667/(318) 366-8734
Email: Doug.Mosley@uc.edu
UC Sports Communications
 Richard E. Lindner Center
 2751 O'Varsity Way, Suite 860
 Cincinnati, OH 45221-0021
 Phone: (513) 556-5191
 Fax: (513) 556-0619



2 NATIONAL TITLES • 6 FINAL FOURS • 8 ELITE EIGHTS • 10 SWEET SIXTEENS • 26 NCAA TOURNAMENTS

GAME 4:
CAMPBELL (2-2) AT ^{22/20}CINCINNATI (3-0)
 Tuesday, Nov. 20 • 7 p.m. (ET) • Fifth Third Arena • Cincinnati, Ohio

Series Info: First meeting in the series.

Coaches: Mick Cronin is in his seventh season at Cincinnati (116-86); 10th season overall (185-112).

Robbie Laing is in his 10th season at Campbell (103-167); 10th season overall (103-167).

Rankings: Cincinnati is ranked No. 22 in the AP and No. 20 in the USA Today polls. Campbell is not ranked.

Radio: 700 WLW-AM; **Dan Hoard** provides play-by-play alongside color analyst **Chuck Machock**. **Mo Egger** produces.

TV: FOX Sports Ohio; **Tom Gelehrter** provides play-by-play alongside color analyst **Terry Nelson**. **David Ashbrock** directs while **Brian Hunterman** produces.

UC Twitter Page: @GoBEARCATS

CINCINNATI PROBABLE STARTERS & ROSTER

No.	Name	Pos.	Ht.	Wt.	Cl.	Hometown	GP/GS	PPG	RPG	APG	MIN
1	Cashmere Wright	G	6-0	178	R-Sr.	Savannah, Ga.	3/3	13.3	2.3	3.3	19.7
23	Sean Kilpatrick	G	6-4	221	R-Jr.	Yonkers, N.Y.	3/3	21.0	5.7	2.3	24.7
44	JaQuon Parker	G	6-3	198	Sr.	Suffolk, Va.	3/3	8.0	4.3	3.0	18.0
5	Justin Jackson	F	6-8	213	Jr.	Cocoa Beach, Fla.	3/3	6.0	8.7	1.7	18.3
13	Cheikh Mbodj	C	6-10	236	Sr.-Tr.	Dakar, Senegal	3/3	7.0	5.3	4.0^	17.7
Off the Bench											
0	Jeremiah Davis III	G	6-3	204	So.	Muncie, Ind.	3/0	6.3	3.0	1.7	12.0
2	Titus Rubles	F	6-7	207	Jr.-Tr.	Dallas, Texas	3/0	7.3	5.7	3.7	18.0
3	Shaquille Thomas	F	6-7	187	R-Fr.	Paterson, N.J.	3/0	5.0	3.0	1.7	14.3
10	Alex Eppensteiner	G	6-4	190	Sr.	Cincinnati, Ohio	3/0	0.3	0.3	0.7	1.7
14	Ge'Lawn Guyn	G	6-2	174	So.	Lexington, Ky.	3/0	5.3	2.3	1.0	18.0
15	Jermaine Sanders	F	6-5	215	So.	Far Rockaway, N.Y.	3/0	3.7	2.7	1.7	14.7
24	Kelvin Gaines	C	6-10	227	R-So.	Ocala, Fla.	2/0	1.0	3.0	2.0^	10.0
33	David Nyarsuk	C	7-1	230	Jr.-Tr.	Juba, South Sudan	3/0	7.7	5.0	2.3^	16.3

Probables reflect starters from last game; ^-Blocks; *-Steals

CINCINNATI STORYLINES

- » The Bearcats return three starters and 10 lettermen from last season's squad that posted a 26-11 overall record; appeared in their first BIG EAST Championship title game and returned to the NCAA Sweet 16 for the first time since 2001. The squad set school records for best finish in the BIG EAST regular season (tied for fourth) and most league wins (12) while also defeating a school-best eight ranked teams during the year.
- » This season's squad features one of the best backcourts in the BIG EAST Conference with junior guard **Sean Kilpatrick** and senior guards **Cashmere Wright** and **JaQuon Parker**.
- » The Bearcats were picked to finish fourth in the BIG EAST according to a preseason poll of the league's coaches.
- » Sean Kilpatrick was named to the weekly BIG EAST Honor Roll on Monday after scoring a career-high 29 points on 10-of-15 shooting from the field, including a career-high eight three-pointers in Cincinnati's 93-39

- win over North Carolina A&T on Sunday. He also added seven rebounds, five assists with no turnovers and two steals against the Aggies.
- » Cashmere Wright needs three steals to move past Louis Banks (153 steals from 1987-91) for fifth place on the UC career steals list. Wright enters today's game with 151 career steals. He set the UC single-season steals record a year ago with 74.
- » UC's 93-39 win over North Carolina A&T on Sunday marked the Bearcats' largest margin of victory (54 points) since the 1995 season (63 points Dec. 19, 1994 vs. Cal-State Northridge).
- » UC is 33-2 since the start of the 2010-11 season when scoring 70 or more points.
- » Senior center **Cheikh Mbodj** has a team-high 12 blocks with four in each game this season. He totaled 19 rejections in 28 games played last season.
- » UC entered the week ranked 22nd in the Associated Press poll and 20th in the USA Today poll.

2012-13 NUMERICAL ROSTER

No.	Name	Pos.	Ht.	Wt.	Class	Exp.	Hometown / Last School
0	Jeremiah Davis III	G	6-3	204	So.	1L	Muncie, Ind. / Huntington Prep, W.Va.
1	Cashmere Wright	G	6-0	178	R-Sr.	3L	Savannah, Ga. / Urban Christian Academy
2	Titus Rubles	F	6-7	207	Jr.-Tr.	TR	Dallas, Texas / Blinn College (Texas)
3	Shaquille Thomas	F	6-7	187	R-Fr.	RS	Paterson, N.J. / NIA Prep School
5	Justin Jackson	F	6-8	213	Jr.	2L	Cocoa Beach, Fla. / Arlington Country Day
10	Alex Eppensteiner	G	6-4	190	Sr.	3L	Cincinnati, Ohio / Elder
13	Cheikh Mbodj	C	6-10	236	Sr.-Tr.	1L	Dakar, Senegal / Grayson County College (Texas)
14	Ge'Lawn Guyn	G	6-2	174	So.	1L	Lexington, Ky. / South Kent Prep (Conn.)
15	Jermaine Sanders	F	6-5	215	So.	1L	Far Rockaway, N.Y. / Rice
23	Sean Kilpatrick	G	6-4	221	R-Jr.	2L	Yonkers, N.Y. / Notre Dame Prep
24	Kelvin Gaines	C	6-10	227	R-So.	1L	Ocala, Fla. / Arlington Country Day
33	David Nyarsuk	C	7-1	230	Jr.-Tr.	TR	Juba, South Sudan / Mountain State University
44	JaQuon Parker	G	6-3	198	Sr.	3L	Suffolk, Va. / King's Fork

2012-13 ALPHABETICAL ROSTER

No.	Name	Pos.	Ht.	Wt.	Cl.	Exp.	Hometown / Last School
0	Jeremiah Davis III	G	6-3	204	So.	1L	Muncie, Ind. / Huntington Prep, W.Va.
10	Alex Eppensteiner	G	6-4	190	Sr.	3L	Cincinnati, Ohio / Elder
24	Kelvin Gaines	C	6-10	227	R-So.	1L	Ocala, Fla. / Arlington Country Day
14	Ge'Lawn Guyn	G	6-2	174	So.	1L	Lexington, Ky. / South Kent Prep (Conn.)
5	Justin Jackson	F	6-8	213	Jr.	2L	Cocoa Beach, Fla. / Arlington Country Day
23	Sean Kilpatrick	G	6-4	221	R-Jr.	2L	Yonkers, N.Y. / Notre Dame Prep
13	Cheikh Mbodj	C	6-10	236	Sr.-Tr.	1L	Dakar, Senegal / Grayson County College (Texas)
33	David Nyarsuk	C	7-1	230	Jr.-Tr.	TR	Juba, South Sudan / Mountain State University
44	JaQuon Parker	G	6-3	198	Sr.	3L	Suffolk, Va. / King's Fork
2	Titus Rubles	F	6-7	207	Jr.-Tr.	TR	Dallas, Texas / Blinn College (Texas)
15	Jermaine Sanders	F	6-5	215	So.	1L	Far Rockaway, N.Y. / Rice
3	Shaquille Thomas	F	6-7	187	R-Fr.	RS	Paterson, N.J. / NIA Prep School
1	Cashmere Wright	G	6-0	178	R-Sr.	3L	Savannah, Ga. / Urban Christian Academy

COACHING STAFF

Head Coach: Mick Cronin (7th season at UC; 10th season overall)
Associate Head Coach: Larry Davis
Assistant Coaches: Darren Savino, Antwon Jackson
Director of Basketball Operations: Drew Seidenberger
Director of Student-Athlete Development: Chris Shumate
Video Coordinator: Mark Berger
Assoc. Athletics Director/Sports Medicine: Bob Mangine
Head Athletic Trainer: Joe Rauch
Director of Strength & Conditioning: Mike Rehfeldt

PRONUNCIATION GUIDE

Ge'Lawn Guyn JEE-lawn Gwynn
 Cheikh Mbodj sheck MUHD-juh
 (MUHD rhymes with WOOD)
 David Nyarsuk Nahr-SUK
 JaQuon Parker juh-KWON
 Titus Rubles ROO-bulls

QUICK FACTS

GENERAL INFORMATION

Location Cincinnati, OH 45221
 Founded 1819
 Enrollment 42,421
 Nickname Bearcats
 Colors Red (PMS: 186) and Black
 Arena (Capacity) Fifth Third Arena (13,176)
 Affiliation NCAA Division I
 Conference BIG EAST
 President Dr. Santa J. Ono
 Alma mater/year Chicago, '84
 Director of Athletics Whit Babcock
 Alma mater/year James Madison, '92
 Faculty Representative Dr. David M. Szymanski
 Department of Athletics Phone (513) 556-4603
 Athletics Ticket Office Phone (877) CATS-TIX

BASKETBALL STAFF

Head Coach Mick Cronin (Cincinnati '97)
 Basketball Office Phone (513) 556-5847
 Associate Head Coach Larry Davis (Asbury '78)
 Assistant Coach Darren Savino (Jersey City '94)
 Assistant Coach Antwon Jackson (Pikeville College '93)
 Director of Operations ... Drew Seidenberger (Cincinnati '09)
 Dir. of Student-Athlete Devel... Chris Shumate (Murray St. '04)
 Video Coordinator Mark Berger (Cincinnati '01)
 Assoc. AD/Sports Medicine Bob Mangine (Pittsburgh '93)
 Head Athletic Trainer Joseph. T. Rauch (Pittsburgh '05)
 Dir. /Strength & Condition Mike Rehfeldt (St. Cloud St. '05)
 Administrative Assistant Winona Shaw-Gunn

HISTORY

First year of basketball 1901-02
 All-time record 1,633-956 (.631)
 NCAA appearances/last 26/2012
 All-time record 43-23 (.652)
 Final Four appearances/last 6/1992
 Elite Eight appearances/last 8/1996
 Sweet 16 appearances/last 10/2012
 Conference Championships/last 37/2004
 Postseason NIT appearances/last 10/2010
 All-time record 8-10

TEAM INFORMATION

2011-12 Record 26-11
 BIG EAST Record 12-6 (t-4th)
 Starters returning/lost 3/2
 (Returning: Wright, Kilpatrick, Parker)
 Letterwinners returning/lost 10/2
 Percent of scoring returning 65.7 (1,656 of 2,522)
 Percent of rebounding returning 69.1 (847 of 1,225)

PREVIEWING THE GAME

- » The No. 22/20 University of Cincinnati men's basketball team welcomes Campbell to Fifth Third Arena on Tuesday for a 7 p.m. ET contest. The game will be televised by FOX Sports Ohio and can be heard on 700 WLW-AM.
- » The contest is the second of four consecutive games in the Global Sports Invitational for UC. The Bearcats travel to Las Vegas, Nev., to play Iowa State on Nov. 23 at 6:30 p.m. ET and either Oregon or UNLV on Nov. 24 at 8:30 or 10:30 p.m. ET. Both games in Las Vegas will be played at the Thomas and Mack Center. The UC-Iowa State contest will be televised by CBS Sports Network as will the championship game on Nov. 24.
- » The Bearcats (3-0) are coming off a 93-39 home win over North Carolina A&T on Sunday. Sean Kilpatrick scored a career-high 29 points on 10-of-15 shooting with a career-high eight three-pointers. He also grabbed seven rebounds with two steals and five assists without a turnover. Cashmere Wright added 13 points and four steals.
- » Campbell (2-2) suffered an 88-68 setback at Iowa State on Sunday. Darrin White led four Camels in double figures with a game-high 20 points. Campbell gave up 20 points off its 16 turnovers and saw the Cyclones connect on 11 three-pointers.

SCOUTING CAMPBELL

- » Campbell enters Tuesday's game with a 2-2 record after suffering an 88-68 setback at Iowa State on Sunday. Darrin White led four Camels in double figures with a game-high 20 points. Campbell gave up 20 points off its 16 turnovers and saw the Cyclones connect on 11 three-pointers.
- » Senior guard Darren White leads the Camels in points (25.5 ppg), rebounds (8.0 rpg) and steals (2.3 spg). Junior guard Darian Hooker averages 14.8 points while shooting 53.5 percent from the field (23 of 43) with a team-high nine three-pointers. Sophomore guard Trey Freeman leads the squad with 6.3 assists each game.
- » Campbell was picked to win the North Division of the Big South Conference in a poll of league coaches and media. The Camels return three starters and seven letterwinners from last season's squad that finished 17-15 overall and finished third in the conference with a 11-7 league mark.

THE CAMPBELL SERIES

- » Tuesday's game marks the first meeting in series history.
- » Cincinnati holds a 9-2 record all-time against current members of the Big South Conference: Charleston Southern (1-0), Coastal Carolina (3-1), High Point (1-0), Presbyterian (0-1), UNC Asheville (1-0), Radford (1-0) and Winthrop (2-0).

FIFTH THIRD ADVANTAGE

- » UC is 311-67 (.823) in games at Fifth Third Arena since the building opened in 1989-90 (currently in its 24th season).
- » Under Mick Cronin, UC is 74-31 (.705) in Fifth Third Arena.
- » The Bearcats concluded the 2011-12 season with a 14-4 home record, second only to the 2010-11 home record of 15-4 for most home wins during the Cronin era.
- » UC was 7-2 at home against BIG EAST foes last season, including a 2-1 mark against ranked opponents.

BEARCATS VS. NONCONFERENCE FOES

- » UC has won 34 of its last 37 nonconference regular-season home games with losses coming against Marshall (73-69

[OT] on 11/25/11), Presbyterian (56-54 on 11/19/11) and Xavier (76-66 on 12/13/08).

- » UC had won 20 consecutive home nonconference regular-season games before dropping a 56-54 decision to Presbyterian (11/19/11).
- » Since Mick Cronin took over the Bearcats program in 2006-07, Cincinnati is 57-21 (.731) against regular-season nonconference foes, including a 47-8 (.855) home record.

KILPATRICK ON WOODEN AWARD AND NAISMITH PRESEASON WATCH LISTS

- » Sean Kilpatrick has been named to both the John R. Wooden Award List Preseason Top 50 (announced by the Los Angeles Athletic Club on Nov. 8) and the Naismith Early Season Watch List (announced by the Atlanta Tipoff Club on Nov. 13).
- » Kilpatrick, who was tabbed a preseason BIG EAST Conference first team selection by the league's coaches in October, ranks seventh among returning BIG EAST scorers (14.3 points per game) after leading the league in three-pointers made with 2.49 per game last season.
- » Created in 1976, the John R. Wooden Award is the most prestigious individual honor in college basketball. It is bestowed upon the nation's best player at an institution of higher education who has proven to his or her university that he or she is making progress toward graduation and maintaining a minimum cumulative 2.0 GPA.
- » The 37th annual Wooden Award ceremony will honor the Men's and Women's Wooden Award winners, and will include the presentation of the Wooden Award All American Teams and the Legends of Coaching Award. The event will take place the weekend of April 12-13, 2013.
- » The 50-player Naismith watch list was compiled by the Atlanta Tipoff Club's Board of Selectors, which based its criteria on player performances from the previous year and expectations for the 2012-2013 college basketball season. The Naismith Men's College Player of the Year presented by AT&T will be awarded on April 7, 2013 in Atlanta.
- » In late February, the Atlanta Tipoff Club's Board of Selectors will compile a mid-season team of the top 30 players in the nation. Then in March, the Naismith Trophy voting academy will narrow the list to the four finalists.

NORTH CAROLINA A&T RECAP

- » Sean Kilpatrick scored a career-high 29 points as No. 24-ranked Cincinnati defeated North Carolina A&T 93-39 Sunday at Fifth Third Arena.
- » Kilpatrick, a preseason first-team All-BIG EAST Conference selection, made a career-best eight three-pointers in 12 attempts, while adding seven rebounds and a game-high five assists.
- » The Bearcats had a big day on the defensive end. UC's 56 rebounds are their most during head coach Mick Cronin's tenure, as were their 12 blocked shots, while their 15 steals were the most since Dec. 22, 2009 vs. Arkansas Pine-Bluff. The Aggies' 15.2 shooting percentage is the lowest in the Cronin era. The 54-point margin of victory is the highest for UC since the 1995 season (63 points Dec. 19, 1994 vs. Cal-State Northridge).
- » Also scoring in double digits for UC was Cashmere Wright, who recorded 13 points with four steals, three boards and two assists.
- » Bearcats centers David Nyarsuk and Cheikh Mbodj recorded block totals of five and four, respectively.
- » UC's passing was crisp throughout the game as the Bearcats produced 24 assists on 36 made field goals and

shot 51.4 percent.

- » At the 15:29 mark in the second half, Cincinnati went on a 19-3 run that was capped by Kilpatrick's eighth 3-pointer of the game and put UC ahead 68-24.
- » The Bearcats led by 31 points, at 47-16, at halftime after shooting 8 for 17 from 3-point range, which included Kilpatrick's 6-for-9 effort from behind the arc. The 16 points allowed tied for the third fewest in a half by a UC opponent during the Cronin era.
- » UC jumped out to an early 14-0 lead thanks to 12 quick points from Kilpatrick, who made four 3-pointers within the first 5:36 of the game. North Carolina A&T did not score its first point until a free throw by Jean Louisme at the 14:07 mark of the first half, and did not make its first field goal until 7:28 of the game clock expired, at which point the Bearcats were up 17-1.

KILPATRICK EARNS WEEKLY BIG EAST HONOR ROLL ACCOLADES

- » Sean Kilpatrick was named to the weekly BIG EAST Honor Roll on Monday after scoring a career-high 29 points on 10-of-15 shooting from the field, including a career-high eight three-pointers in Cincinnati's 93-39 win over North Carolina A&T on Sunday. He also added seven rebounds, five assists with no turnovers and two steals against the Aggies.
- » With his effort, Kilpatrick became the first player to lead UC in points, rebounds and assists since Yancy Gates posted 12 points, nine rebounds and three assists against Savannah State on Nov. 24, 2010.
- » The Naismith and John R. Wooden Award watch list nominee poured in a game-high 20 points on 9-of-12 shooting and grabbed seven rebounds against Mississippi Valley State on Nov. 13. He also posted 14 points on 5-of-11 shooting against Tennessee-Martin in the season opener on Nov. 11.

UC TIP-INS

- » UC's 93-39 win over North Carolina A&T on Sunday marked the Bearcats' largest margin of victory (54 points) since the 1995 season (63 points Dec. 19, 1994 vs. Cal-State Northridge).
- » The Bearcats had a big day on the defensive end against North Carolina A&T as well. UC's 56 rebounds are their most during head coach Mick Cronin's tenure, as were their 12 blocked shots, while their 15 steals were the most since Dec. 22, 2009 vs. Arkansas Pine-Bluff. The Aggies' 15.2 shooting percentage is the lowest in the Cronin era.
- » The Bearcats are averaging 54.7 rebounds a game through three contests, including a season-high 56 rebounds against North Carolina A&T on Sunday. Junior Justin Jackson has led the Bearcats in rebounding, averaging 8.7 per contests. He grabbed a career-high 11 rebounds against UT Martin in the season opener.
- » UC's 102 points scored against Mississippi Valley State on Nov. 13 were the most scored in a game by the Bearcats during the Mick Cronin era. The previous high was 101 points scored in wins over both Arkansas-Pine Bluff (101-53 on 12/17/11) and Radford (101-70 on 12/17/11).
- » The Bearcats have recorded 29 blocks in three games this season. Senior center Cheikh Mbodj has a team-high 12 blocks with four in each game this season. He totaled 19 rejections in 28 games played last season. Junior center David Nyarsuk posted five blocks against North Carolina A&T on Sunday.
- » UC has outscored its opponents 132-50 in the paint (+27.3 per game) and 56-23 in fast-break points (+14.1 per game) this season.

CRONIN CLIMBING UC WINS CHART

- » UC head coach Mick Cronin is in his seventh season as head coach at Cincinnati and enters today's game ranked fifth in school history with 116 coaching victories with the Bearcats.
- » He moved past former UC coaching legend Ed Jucker (1961-65) for sole possession of fifth place on the list following the Bearcats' season-opening win over UT Martin (80-57) on Nov. 11.
- » Cronin earned his 100th win as UC head coach in the Bearcats' 68-64 win at then-No. 11 Georgetown (1/9/12).
- » The Bearcats have increased or matched their win total every year under head coach **Mick Cronin** (11 in 2006-07; 13 in 2007-08; 18 in 2008-09; 19 in 2009-10; 26 in 2010-11; and 26 in 2011-12).
- » Cronin entered the season ranked among the top coaches in the BIG EAST Conference in both overall wins (third with 52) and league wins (tied for third with 23) during the past two seasons.

UC CAREER COACHING WINS

Rk	Coach	Years	Seasons	Record
1.	Bob Huggins	15	1990-2005	399-127
2.	George Smith	8	1953-1960	154-56
3.	Gale Catlett	6	1973-1978	126-44
4.	Tay Baker	7	1966-1972	125-60
5.	Mick Cronin	7	2007-Present	116-88
6.	Ed Jucker	5	1961-1965	113-28

- SEASON NOTES -

BIG EAST COACHES PICK BEARCATS TO FINISH FOURTH IN THE LEAGUE

- » The Bearcats were picked fourth in the BIG EAST Conference preseason coaches' poll announced Oct. 17 at the league's media day. It marked the highest ranking for the Bearcats in the poll since joining the conference prior to the 2005-06 season.
- » Louisville was the unanimous choice to win the league's regular-season crown, followed by Syracuse and Notre Dame.
- » The complete predictions follow:

2012-13 PRESEASON BIG EAST COACHES' POLL

1.	Louisville (14)	196
2.	Syracuse	175
3.	Notre Dame (1)	166
4.	Cincinnati	152
5.	Georgetown	136
6.	Pittsburgh	132
7.	Marquette	121
8.	USF	96
9.	Connecticut	83
10.	St. John's	73
11.	Rutgers	63
12.	Villanova	61
13.	DePaul	48
14.	Seton Hall	42
15.	Providence	31

First-place votes in parentheses

KILPATRICK NAMED A FIRST TEAM

ALL-BIG EAST SELECTION

- » Junior guard Sean Kilpatrick was named a first team All-BIG EAST Conference selection by the league's coaches on media day on Oct. 17.
- » Kilpatrick ranks seventh among the league's top returning scorers after averaging 14.3 points last season. His 92 three-pointers were first in the conference last year.
- » Louisville's Peyton Siva was tabbed the league's preseason player of the year. A complete list of rankings and honors follows:

2012-13 PRESEASON BIG EAST PLAYER AWARDS

Preseason Player of the Year: Peyton Siva, Louisville
Preseason Rookie of the Year: Steven Adams, Pittsburgh
Preseason All-BIG EAST First Team:
Sean Kilpatrick, Cincinnati, G
Otto Porter, Georgetown, F
Gorgui Dieng, Louisville, C
Jack Cooley, Notre Dame, F
Vincent Council, Providence, G
Preseason All-BIG EAST Second Team:
Shabazz Napier, Connecticut, G
Cleveland Melvin, DePaul, F
D'Angelo Harrison, St. John's, G
Anthony Collins, USF, G
Brandon Triche, Syracuse, G
Preseason BIG EAST Honorable Mention:
Chane Behanan, Louisville, F
Jerian Grant, Notre Dame, G
Tray Woodall, Pittsburgh, G
C.J. Fair, Syracuse, F

WRIGHT & KILPATRICK AMONG BIG EAST LEADERS IN CAREER MINUTES PLAYED

- » UC's Cashmere Wright and Sean Kilpatrick both rank among the top 15 players in the BIG EAST Conference for career minutes played during league play. Wright is fifth entering the season with 1,292 minutes against regular-season conference competition while Kilpatrick is 13th at 985 minutes. A list of the 13 players with the most career minutes played during the conference season is listed below:

CAREER MINUTES PLAYED IN BIG EAST GAMES

Rk.	Name, School (Years)	Career Minutes
1.	Vincent, Council, Providence (2009-12)	1881
2.	Dane, Miller, Rutgers (2009-12)	1630
3.	Brandon Triche, Syracuse (2009-12)	1334
4.	Peyton Siva, Louisville (2009-12)	1333
5.	Cashmere Wright, Cincinnati (2009-12)	1292
6.	Mouphtaou Yarou, Villanova (2009-12)	1161
7.	Eric Atkins, Notre Dame (2010-12)	1157
8.	Toarlyn Fitzpatrick (2009-12)	1131
9.	Brandon Young, DePaul (2010-12)	1086
T10.	Cleveland Melvin, DePaul (2010-12)	1064
T10.	Fuquan Edwin, Seton Hall (2010-12)	1064
12.	Shabazz Napier, Connecticut (2010-12)	1054
13.	Sean Kilpatrick, Cincinnati (2010-12)	985

WRIGHT & KILPATRICK EYEING

1,000-POINT CLUB MEMBERSHIP

- » UC's **Cashmere Wright** and **Sean Kilpatrick** are each closing in on becoming members of the 1,000-point club at Cincinnati. Wright enters today's game with 939 career points while Kilpatrick has 930 career points.
- » Should both players reach the 1,000-point plateau it would mark the second consecutive season that a Bearcats' squad featured multiple players with at least 1,000 career points. **Yancy Gates** finished his career last season with 1,485 points while **Dion Dixon** ended with 1,281 points.
- » There are 47 players in UC basketball history who have accumulated at least 1,000 points during their playing careers.

WRIGHT CLIMBING UC CHARTS FOR CAREER ASSISTS AND STEALS

- » Guard **Cashmere Wright** enters his senior season poised to become UC's all-time leader for career assists and steals.
- » Wright is closing in on joining the school's top five players in each category. Entering today's game Wright has 386 career assists and 151 career steals.

UC CAREER ASSISTS LEADERS

Rk	Name (Years)	Assists
1.	Deonta Vaughn (2006-10)	511
2.	Eddie Lee (1976-80)	500
3.	Steve Logan (1998-2002)	456
4.	Oscar Robertson (1957-60)	425
5.	Damon Flint (1993-97)	407
--	Cashmere Wright (2009-Pres.)	386

UC CAREER STEALS LEADERS

Rk	Name (Years)	Steals
1.	David Kennedy (1977-81)	189
2.	Darnell Burton (1993-97)	184
3.	Deonta Vaughn (2006-10)	172
4.	Eddie Lee (1977-80)	163
5.	Louis Banks (1987-91)	153
--	Cashmere Wright (2009-Pres.)	151

SCULPTED BEARCATS

- » The Bearcats rededicated themselves during off-season workouts and, under the direction of new strength and conditioning coach Mike Rehfeldt, several players made noticeable changes.
- » Senior center Cheikh Mbodj, who battled an ankle injury last season that limited his mobility, lost more than 30 pounds during the offseason while doubling his bench press numbers and lowering his body fat to less than 10 percent. The increased strength and lighter load helped Mbodj increase his no-step vertical leap by five inches (the biggest increase of any UC player).
- » Sophomore forward Jermaine Sanders lost 11 pounds this past summer which helped increase his no-step vertical leap by 3.5 inches.
- » Junior transfer forward Titus Rubles redefined his body composition since joining the team earlier in the summer, dropping three percent of his body fat (the biggest change on the team) and increasing his no-step vertical leap by 3.5 inches.
- » Junior guard Sean Kilpatrick, already the strongest player on

the team, improved his nutrition, lost two percent body fat and upped his no-step vertical by two inches.

- » Redshirt freshman forward Shaquille Thomas added 15 pounds to his frame during the offseason, doubled his bench-press reps and increased his no-step vertical leap by four inches.

HONORING JACK TWYMAN

- » UC men's basketball jerseys will include a No. 27 remembrance patch this season for former Bearcats legend, six-time NBA all-star and Naismith Memorial Basketball Hall of Fame inductee Jack Twyman who passed away in late May.
- » UC's second All-American, Twyman led the Bearcats in scoring his sophomore through senior seasons (1952-55), finishing his career as the school's all-time leading scorer (1,598) and rebounder (1,242). He was named an All-American in 1955 after averaging 24.6 points and 16.5 rebounds. His career scoring total currently ranks ninth while his rebounding numbers rank second at UC. Twyman is one of three former Bearcats to have their jersey number retired. His jersey No. 27 hangs at Fifth Third Arena.
- » The Pittsburgh, Pa., native was selected by the Rochester Royals with the eighth pick in the 1955 NBA Draft. The organization moved to Cincinnati two years later. Twyman was named an NBA all-star in six of his 11 seasons, including 1960 when he led the league in scoring, averaging 31.2 points. He was named Second Team All-NBA in 1960 and 1962.
- » Twyman was inducted into the Naismith Memorial Basketball Hall of Fame in 1983.
- » Twyman was also known for his compassion for others. He became the legal guardian of Maurice Stokes to help with medical expenses after his Royals teammate was paralyzed due to the aftereffect of a head injury sustained during a game in 1958. Twyman organized an NBA memorial basketball game to raise money for Stokes and other needy former players.

CRONIN JOINING WITH AREA COACHES TO HELP FIGHT CANCER

- » For the second consecutive season UC head coach Mick Cronin joined area coaches at the Southwest Ohio Coaches vs. Cancer Breakfast at the Hyatt Regency Cincinnati on Oct. 30.
- » The annual event brought Cronin together with other area NCAA Division I coaches, including John Cooper (Miami University), Billy Donlon (Wright State University), Chris Mack (Xavier University), and Archie Miller (University of Dayton) to unite for one reason – to fight back against cancer.
- » Coaches vs. Cancer is a nationwide collaboration between the American Cancer Society and the National Association of Basketball Coaches that empowers athletic coaches, their teams, and communities to join the fight against cancer.

IMG/CINCINNATI RADIO NETWORK

- » Cincinnati men's basketball can be heard in 38 states and a third of Canada thanks to a 15-year partnership with ClearChannel and its signature station 700 WLW, which is based in Cincinnati.
- » 700 WLW provides in-depth coverage, live play-by-play and postgame reaction from head coach Mick Cronin. The broadcasts also include a 30-minute pregame show.
- » **Dan Hoard** provides play-by-play alongside color analyst **Chuck Machock**. **Mo Egger** serves as host/engineer.

THE MICK CRONIN RADIO SHOW

- » The Mick Cronin Radio Show will air weekly on 700 WLW providing in-depth analysis of Bearcats basketball.
- » Coach Cronin is joined weekly by the Voice of the Bearcats, Dan Hoard, along with color analyst Chuck Machock.
- » The show takes place at the original Montgomery Inn on Montgomery Road except during the month of December when it will originate from the 700 WLW studios.

MICK CRONIN RADIO SHOW SCHEDULE

Day	Date	Time	Station	Site
Thursday	11/29	8 p.m.	WLW	Montgomery Inn
Wednesday	12/5	8 p.m.	WLW	WLW Studio
Wednesday	12/12	8 p.m.	WLW	WLW Studio
Thursday	12/20	8 p.m.	WLW	WLW Studio
Wednesday	12/26	8 p.m.	WLW	WLW Studio
Thursday	1/3	8 p.m.	WLW	Montgomery Inn
Wednesday	1/9	8 p.m.	WLW	Montgomery Inn
Thursday	1/17	8 p.m.	WLW	Montgomery Inn
Thursday	1/24	8 p.m.	WLW	Montgomery Inn
Monday	1/28	8 p.m.	WLW	Montgomery Inn
Monday	2/4	8 p.m.	WLW	Montgomery Inn
Monday	2/11	8 p.m.	WLW	Montgomery Inn
Monday	2/18	8 p.m.	WLW	Montgomery Inn
Monday	2/25	8 p.m.	WLW	Montgomery Inn
Thursday	3/7	8 p.m.	WLW	Montgomery Inn
Monday	3/18	8 p.m.	WLW	Montgomery Inn
Monday	3/25^	8 p.m.	WLW	Montgomery Inn
Monday	4/1^	8 p.m.	WLW*	Montgomery Inn
Monday	4/9^	8 p.m.	WLW	Montgomery Inn

^If Necessary;

*Could move to WCKY because of Cincinnati Reds game.

BEARCATS SPORTS WEEKLY WITH

MICK CRONIN

- » Bearcats Sports Weekly with Mick Cronin, a weekly magazine-formatted show on the UC basketball program, airs on FOX Sports Ohio, starting Dec. 13 at 6 p.m. ET. Tom Gelehrter serves as host.

BEARCATS SPORTS WEEKLY SCHEDULE

Day	Date	Time	Note
Thursday	12/13	6 p.m.	check local listing for replay
Thursday	12/20	6 p.m.	check local listing for replay
Thursday	1/3	6 p.m.	check local listing for replay
Thursday	1/10	6 p.m.	check local listing for replay
Thursday	1/17	6 p.m.	check local listing for replay
Thursday	1/25	6 p.m.	check local listing for replay
Thursday	1/31	6 p.m.	check local listing for replay
Thursday	2/7	6 p.m.	check local listing for replay
Thursday	2/14	6 p.m.	check local listing for replay
Thursday	2/21	6 p.m.	check local listing for replay
Thursday	2/28	6 p.m.	check local listing for replay
Thursday	3/7	6 p.m.	check local listing for replay

- 2011-12 SEASON REVIEW -

BEARCATS MADE APPEARANCES IN BIG EAST CHAMPIONSHIP TITLE GAME AND NCAA SWEET 16 LAST SEASON

- » Runs in the BIG EAST Championship and NCAA Tournament along with a school-record eight wins against ranked opponents and a No. 18 ranking in the final USA Today-ESPN Coaches poll highlighted a standout 2011-12 season for the

Cincinnati Bearcats.

- » Cincinnati (26-11, 12-6 BIG EAST) recovered from a 5-3 start to win 21 of its last 29 games -- including nine of its last 12 contests -- en route to setting the school record for most BIG EAST Conference wins (12) and best finish in the BIG EAST standings (tied for fourth).

2011-12 SEASON HIGHLIGHTS

- » Reached the NCAA Championship regional semifinals for the first time since 2001.
- » Qualified for the NCAA Championship in back-to-back seasons for the first time since 2004 and 2005.
- » Won 25 or more games in back-to-back seasons for the first time since 2004 and 2005.
- » Advanced to the BIG EAST Championship title game for the first time since joining the league.
- » Finished the season ranked No. 18 in the USA Today-ESPN Coaches poll. It marked the Bearcats' highest ranking in the poll since 2005 (No. 17 in week 11) and their highest at season's end since 2004 (No. 18 in week 18).
- » Won a school-record 12 BIG EAST Conference games.
- » Recorded its best finish in the BIG EAST Conference standings, tying Georgetown and USF for fourth place.
- » Received the school's first double-bye in the BIG EAST Championship.
- » Defeated a school-record eight ranked teams, including No. 2 Syracuse.
- » Won seven road games during the season, second-most in the BIG EAST behind only Syracuse.
- » Sean Kilpatrick was named second team All-BIG EAST Conference by the league's coaches. He became the first UC player to earn first or second team accolades since Deonta Vaughn was a first-team selection in 2007-08.
- » Sean Kilpatrick led the BIG EAST, averaging 2.49 three-pointers per game.
- » Yancy Gates finished his career 14th on UC's all-time scoring list with 1,485 points and ninth on the school's all-time rebounding list with 916 boards.
- » Gates became only the sixth player in UC history to compile more than 1,400 points and 900 rebounds in his career.
- » Gates became the first player in school history to lead his team in rebounding for four consecutive seasons.
- » Dion Dixon became the school's all-time leader in games played with 137. He finished 22nd on the school's all-time scoring list with 1,281 points.
- » Cashmere Wright set the school record for steals in a season with 74. He ranked fourth in the BIG EAST and 35th nationally with 2.0 steals per game.
- » UC ranked among the nation's Top 40 teams for fewest fouls per game (16th at 15.4), turnovers per game (18th at 10.9), turnover margin (23rd at +3.1), assist-to-turnover ratio (36th at 1.19-to-1) and scoring defense (40th at 61.5).
- » UC led the BIG EAST in three-pointers made (260) and attempted (763).

-GoBEARCATS.com-



THE MICK CRONIN FILE

Hometown: Cincinnati, Ohio
Alma Mater: University of Cincinnati '97
Family: daughter, Samantha (6)

Coaching Experience:

- 1998-2001 - Assistant Coach**
Cincinnati
- 2002-2003 - Associate Head Coach**
Louisville
- 2004-2006 - Head Coach**
Murray State
- 2007-Pres. - Head Coach**
Cincinnati

CRONIN AMONG BIG EAST COACHES

Entering the 2012-13 season, Mick Cronin ranks among the top coaches in the BIG EAST Conference in both overall wins and league wins during the past two seasons:

Most Overall Wins - Last 2 Years

Rk	Coach	Wins
1.	Jim Boenheim (Syracuse)	61-11
2.	Rick Pitino (Louisville)	55-20
3.	Mick Cronin (Cincinnati)	52-20

Most BIG EAST Wins - Last 2 Years

Rk	Coach	Wins
1.	Jim Boenheim (Syracuse)	29-7
2.	Mike Brey (Notre Dame)	27-9
T3.	Mick Cronin (Cincinnati)	23-13
T3.	Buzz Williams (Marquette)	23-13

CINCINNATI HEAD COACH MICK CRONIN

Positive momentum continues to build for the University of Cincinnati men's basketball program and Mick Cronin, who in his seventh year as head coach has restored the Bearcats' winning tradition and brought pride back to his hometown and alma mater.

Though the process was anything but easy - with the Bearcats' roster including only one returning letterman when he arrived at UC in March 2006 - Cronin's steadfast determination spearheaded what could be considered one of the nation's top rebuilding efforts during the past six seasons.

No program from a major conference other than Cincinnati improved its win total every season from 2007 to 2011. The Bearcats built off an 11-win season in 2007; earned 13 victories in 2008; added 18 wins in 2009; compiled 19 victories in 2010 en route to the postseason NIT; and posted 26 wins and returned to the NCAA tournament for the first time five years in 2011.

Last season, Cincinnati matched its win total from 2011 with 26 victories but made a bigger splash nationally in the postseason. The Bearcats topped BIG EAST stalwarts Georgetown and Syracuse to reach the league's tournament championship game for the first time in school history. UC followed that achievement with a pair of victories over Texas and Florida State to advance the Sweet 16 of the NCAA tournament for first time since 2001. Along the way the Bearcats defeated eight ranked teams, posted 12 BIG EAST victories and tied for fourth in the conference standings - all school records.

Cronin enters the 2012-13 campaign ranked among the top coaches in the BIG EAST Conference for most victories - both overall wins (third-52) and league wins (tied for third-23) - during the past two seasons.

TRACK RECORD OF SUCCESS

Success seems to follow Cronin, who came to UC after serving three years as head coach at Murray State. As mentor of the Racers, Cronin compiled a 69-24 overall record while earning a pair of NCAA tournament berths.

In his debut season as head coach, Cronin directed Murray State to a school-best 28-6 record, the Ohio Valley Conference tournament championship, and an NCAA tournament appearance. His 28 wins are the sixth most in NCAA history for a first-year head coach. He earned OVC Coach of the Year honors two seasons later, guiding Murray State to another OVC title, league tournament crown and NCAA tournament appearance with a 24-6 overall record and 17-3 conference mark in 2005-06.

Prior to earning a head coaching position, Cronin built a sterling reputation for his ability to evaluate and recruit top talent. In his stint at UC as an assistant coach for Bob Huggins from 1997-2001, Cronin made an immediate impact by recruiting several top players, including NBA Draft selections Steve Logan (Golden State); DerMarr Johnson (Atlanta); Pete Mickeal (Dallas); Kenny Satterfield (Dallas); and Jason Maxiell (Detroit). Those players helped build a recruiting base that included two top 5- and a top 10-rated class over Cronin's final three seasons. His work paid dividends for UC as it compiled a 108-26 record, five Conference-USA regular-season titles, and a pair of tournament crowns.

Following the 2000-01 season, Cronin became the associate head coach and recruiting coordinator at Louisville, under Rick Pitino. In his first year, Cronin helped attract a top-10 ranked recruiting class, including Francisco Garcia, who went on to earn 2003 C-USA Freshman of the Year and was eventually drafted by Sacramento. National sports publications took notice in 2002-03, ranking Cronin as the top assistant coach in the nation (*Athlon*) and the top assistant in C-USA (*Lindy's*). That same year, *Sporting News* named him the top recruiting assistant in the nation and the top assistant in C-USA.

COMMUNITY INVOLVEMENT

Cronin's passion for success on the court also carries over to the Cincinnati community where he is committed to making a difference. He currently serves as a board member of the American Cancer Society's Coaches vs. Cancer of Southwest Ohio chapter. Among the fundraising events for the organization is the annual Tip-Off Breakfast where Cronin and other area Division I coaches discuss their upcoming season while raising money for the American Cancer Society (ACS). In June, Cronin received a \$5,000 check that he presented to the ACS as his charity of choice for participating in the "Infiniti Coaches' Charity Challenge" during the 2011-12 season.

Other recent community events that Cronin has been involved with include an effort to couple with Xavier head coach Chris Mack in August 2012 as special guests of the Catholic Inner-City Schools Education (CISE) Fund. The fund provides children from low income urban settings the opportunity to attend Catholic schools. The two coaches met with the organization's Young Executive Group, a collection of young business professionals who contact Cincinnati area corporations, foundations and individuals asking for support of CISE.

Cronin also served as the honorary host of the Soul of the City Soiree and Fireworks celebration in September 2012. The event helps support programs and services offered by Our Daily Bread, a ministry of hospitality located in the Over-the-Rhine area of Cincinnati that is dedicated to serving the needs of the neighborhood residents.

PATH TO COACHING

Cronin has long held great pride in the Queen City, the University of Cincinnati and the sport of basketball. As a child growing up on the west side of town, he used to follow his father, Harold "Hep" Cronin -- a highly successful local high school coach -- around the gyms of Cincinnati. A product of LaSalle High School, Cronin had his playing career end sooner than expected due to a knee injury in high school.

That didn't stop his desire to find his place in basketball. While completing his undergraduate degree at UC, Cronin served as assistant varsity coach and head junior varsity coach at Woodward High School. He compiled a 57-3 record as a junior varsity mentor and helped the varsity squads claim three city championships. He helped develop six players who went on to play Division I college basketball, including former Bearcat Damon Flint, who ranks among the top 20 scorers in program history.

Cronin made the jump from high school to college coaching during the 1996-97 season joining Huggins as video coordinator for UC basketball. A year later, Cronin was elevated to an assistant coach for the Bearcats, setting the stage for his long tenure in college basketball.

Mick is the second generation of the Cronin family in the coaching ranks. His father compiled more than 400 victories in his high school coaching career and is recently retired from being a Major League Baseball scout for the Atlanta Braves.

Mick Cronin resides in Cincinnati with his six-year old daughter, Samantha.

THE CRONIN COACHING FILE

Season	School (Conf.)	Position	Record/Conf.	Postseason (Record)
1996-97	Cincinnati (C-USA)	Video Coordinator		
1997-98	Cincinnati (C-USA)	Assistant Coach	27-6/14-2	NCAA West Regional (1-1)
1998-99	Cincinnati (C-USA)	Assistant Coach	27-6/12-4	NCAA East Regional (1-1)
1999-00	Cincinnati (C-USA)	Assistant Coach	29-4/16-0	NCAA South Regional (1-1)
2000-01	Cincinnati (C-USA)	Assistant Coach	25-10/11-5	NCAA West Regional Semifinals (2-1)
2001-02	Louisville (C-USA)	Assoc. Head Coach	19-13/8-8	NIT (1-1)
2002-03	Louisville (C-USA)	Assoc. Head Coach	25-7/11-5	NCAA East Reg. (1-1)
2003-04	Murray State (OVC)	Head Coach	28-6/14-2	NCAA Atlanta Reg. (0-1)
2004-05	Murray State (OVC)	Head Coach	17-11/11-5	---
2005-06	Murray State (OVC)	Head Coach	24-7/17-3	NCAA Washington Reg. (0-1)
Murray State Totals		3 years	69-24/42-10	.742/.808
2006-07	Cincinnati (BIG EAST)	Head Coach	11-19/2-14	---
2007-08	Cincinnati (BIG EAST)	Head Coach	13-19/8-10	Col. Basketball Invt. (0-1)
2008-09	Cincinnati (BIG EAST)	Head Coach	18-14/8-10	---
2009-10	Cincinnati (BIG EAST)	Head Coach	19-16/7-11	NIT (1-1)
2010-11	Cincinnati (BIG EAST)	Head Coach	26-9/11-7	NCAA Third Round (1-1)
2011-12	Cincinnati (BIG EAST)	Head Coach	26-11/12-6	NCAA East Regional Semifinals (2-1)
2012-13	Cincinnati (BIG EAST)	Head Coach	3-0/0-0	
Cincinnati Totals		7 years	116-88/48-58	.569/.453
Career Head Coaching Totals		10 years	185-112/90-68	.623/.570

CRONIN'S RECORD AGAINST ALL OPPONENTS

School	W-L	Last Meeting
Alabama	0-0	2012-13
Alabama State	1-0	2011-12
Arkansas-Little Rock	0-0	2012-13
Arkansas-Pine Bluff	2-0	2011-12
Arkansas Tech	1-0	2004-05
Austin Peay	4-1	2005-06
Belmont	0-1	2007-08
Bowling Green	0-1	2007-08
Bradley	0-1	2007-08
Cal-Davis	1-0	2004-05
Campbell	0-0	2012-13
Campbellsville	1-0	2005-06
Central Michigan	1-0	2006-07
Charleston Southern	1-0	2008-09
Chicago State	2-0	2011-12
Cincinnati	0-1	2005-06
Coastal Carolina	2-0	2008-09
Connecticut	3-6	2011-12
CS Bakersfield	1-0	2009-10
Dayton	1-1	2010-11
Delaware State	2-0	2004-05
DePaul	5-3	2011-12
Eastern Illinois	5-1	2005-06
Eastern Kentucky	6-1	2008-09
Fairfield	1-0	2007-08
Florida A&M	1-0	2010-11
Florida State	1-1	2011-12
Georgetown	6-4	2011-12
Georgetown College	1-0	2003-04
Georgia	1-0	2011-12
Georgia Southern	1-0	2010-11
Gonzaga	0-1	2009-10
High Point	1-0	2006-07
Howard	1-0	2006-07
Illinois	0-1	2003-04
Illinois-Chicago	1-0	2005-06
Illinois State	0-1	2007-08
Iowa State	0-0	2012-13
IPFW	1-0	2010-11

School	W-L	Last Meeting
Jacksonville State	6-0	2011-12
Lipscomb	1-0	2009-10
Louisville	4-5	2011-12
Marquette	2-4	2011-12
Marshall	0-1	2011-12
Maryland	1-0	2009-10
Maryland Eastern Shore	0-0	2012-13
Memphis	0-3	2008-09
Miami (Ohio)	5-0	2011-12
Mississippi State	1-0	2008-09
Mississippi Valley State	1-0	2012-13
Missouri	1-1	2010-11
Morehead State	7-0	2005-06
Mount St. Mary's	1-0	2010-11
New Mexico	0-0	2012-13
North Carolina	0-1	2005-06
North Carolina A&T	1-0	2012-13
North Carolina State	1-1	2007-08
Northwestern State	1-0	2011-12
Notre Dame	3-5	2011-12
Oakland	1-0	2006-07
Ohio	0-1	2006-07
Ohio State	0-2	2011-12
Oklahoma	2-0	2011-12
Oregon	0-0	2012-13
Pittsburgh	2-7	2011-12
Prairie View A&M	1-0	2009-10
Presbyterian	0-1	2011-12
Providence	3-4	2011-12
Radford	1-0	2011-12
Rice	2-0	2005-06
Rutgers	4-4	2011-12
Samford	2-3	2005-06
Savannah State	1-0	2010-11
Seton Hall	3-3	2011-12
SIU-Edwardsville	2-0	2004-05
Southeast Missouri State	5-2	2005-06
Southern Illinois	1-2	2005-06
Southern Miss	1-0	2003-04

School	W-L	Last Meeting
South Carolina Upstate	1-0	2007-08
South Dakota	1-0	2008-09
St. Francis (Pa.)	1-0	2010-11
St. John's	5-5	2011-12
St. Mary's (Calif.)	0-1	2004-05
Syracuse	2-5	2011-12
Texas	1-0	2011-12
TCU	1-0	2003-04
Temple	1-0	2006-07
Tennessee	0-1	2005-06
Tennessee State	5-1	2005-06
Tennessee Tech	3-2	2005-07
Tennessee-Martin	9-0	2012-13
Texas A&M-Corpus Christi	1-1	2003-04
Texas-San Antonio	2-0	2005-06
Texas Southern	2-0	2009-10
Toledo	2-0	2010-11
UAB	1-4	2009-10
UNLV	1-0	2008-09
USF	4-4	2011-12
Utah Valley	1-0	2010-11
Vanderbilt	1-0	2009-10
Villanova	3-4	2011-12
Wagner	1-0	2003-04
Weber State	1-0	2009-10
West Florida	1-0	2003-04
West Virginia	3-5	2011-12
Western Carolina	1-0	2007-08
Western Illinois	1-0	2008-09
Western Kentucky	1-1	2004-05
Winthrop	1-0	2009-10
Wofford	0-1	2006-07
Wright State	2-0	2011-12
Xavier	2-4	2011-12

2012-13 opponents in boldface.

THE POLLS

ASSOCIATED PRESS
(NOV. 19)

Rk.	Team (First Place Votes)
1.	Indiana (46)
2.	Louisville (19)
3.	Ohio St.
4.	Michigan
5.	Duke
6.	Syracuse
7.	Florida
8.	Kentucky
9.	North Carolina
10.	Arizona
11.	UCLA
12.	Kansas
13.	Missouri
14.	Creighton
15.	Michigan St.
16.	N.C. State
17.	Gonzaga
18.	UNLV
19.	Memphis
20.	Oklahoma St.
21.	Connecticut
22.	Cincinnati
23.	Colorado
24.	Baylor
25.	San Diego St.

Others Receiving Votes: Minnesota 93, Wisconsin 60, Pittsburgh 43, Notre Dame 40, Texas 25, St. Joseph's 24, Florida St. 15, Wichita St. 13, Marquette 13, Alabama 13, St. Mary's 9, Ohio 7, Xavier 7, Kansas St. 7, New Mexico 6, Bucknell 5, Murray St. 4, Tennessee 2, Northern Iowa 2, Maryland 1.

USA TODAY
(NOV. 19)

Rk.	Team (First Place Votes)
1.	Indiana (26)
2.	Louisville (5)
3.	Ohio St.
4.	Michigan
5.	Duke
6.	Syracuse
7.	Kentucky
8.	Florida
9.	North Carolina
10.	Arizona
11.	Kansas
12.	Creighton
13.	UCLA
14.	Missouri
15.	N.C. State
16.	Gonzaga
17.	Memphis
18.	UNLV
19.	Michigan St.
20.	Cincinnati
21.	Baylor
22.	Oklahoma St.
23.	Connecticut
24.	Wisconsin
25.	San Diego St.

Others Receiving Votes: Texas 61, Colorado 59, Notre Dame 31, Pittsburgh 28, Minnesota 23, St. Mary's 18, New Mexico 16, Kansas St. 15, Alabama 12, VCU 12, Marquette 11, Florida St. 11, Murray St. 10, Bucknell 9, Maryland 9, Ohio 5, Tennessee 5, Stanford 4, St. Joseph's 3, Belmont 3, Colorado St. 2, South Alabama 1.

CINCINNATI'S WEEKLY RANKINGS

Associated Press	Week	USA Today
24	Preseason	RV
24	Nov. 12	24
22	Nov. 19	20
	Nov. 26	
	Dec. 3	
	Dec. 10	
	Dec. 17	
	Dec. 24	
	Dec. 31	
	Jan. 7	
	Jan. 14	
	Jan. 21	
	Jan. 28	
	Feb. 4	
	Feb. 11	
	Feb. 18	
	Feb. 25	
	Mar. 4	
	Mar. 11	

2011-12 BIG EAST CONFERENCE

2011-12 BIG EAST CONFERENCE STANDINGS
(Final)

Team	BIG EAST	Pct.	Overall	Pct.
Syracuse	17-1	.944	34-3	.919
Marquette	14-4	.778	27-8	.771
Notre Dame	13-5	.722	22-12	.647
Cincinnati	12-6	.667	26-11	.703
Georgetown	12-6	.667	24-9	.727
USF	12-6	.667	22-14	.611
Louisville	10-8	.556	30-10	.750
West Virginia	9-9	.500	19-14	.576
Connecticut	8-10	.444	20-14	.588
Seton Hall	8-10	.444	21-13	.618
Rutgers	5-11	.313	14-18	.438
St. John's	6-12	.333	13-19	.406
Pittsburgh	5-13	.278	22-17	.564
Villanova	5-13	.278	13-19	.406
Providence	4-14	.222	15-17	.469
DePaul	3-15	.167	12-19	.387

2012-13 BIG EAST SCHEDULE

Date	Time	Game	TV
Nov. 20	7:00	Columbia at Villanova	ESPN3
Nov. 20	7:00	Cincinnati vs. Campbell	BEN
Nov. 20	7:00	DePaul vs. Wichita State	CBS SN
Nov. 20	7:30	Boston University at Rutgers	ESPN3
Nov. 20	7:30	Bradley at USF	
Nov. 20	TBD	Marquette vs. Miss. St./UNC	ESPN/2
Nov. 20	TBD	G'town vs. Indiana/Georgia	ESPN/U
Nov. 21	7:00	George Wash. at Notre Dame	ESPN3
Nov. 21	7:00	Maine at Seton Hall	
Nov. 21	7:00	Princeton at Syracuse	BEN
Nov. 21	TBD	Pittsburgh vs. TBD	ESPN2/U
Nov. 21	7:30	Holy Cross at St. John's	BEN
Nov. 21	TBD	DePaul vs. Iowa/WKU	CBS SN
Nov. 21	TBD	Marquette vs. TBD	ESPN/2/U
Nov. 22	9:30	Louisville vs. N. Iowa	NBC SN
Nov. 23	TBD	Pittsburgh vs. TBD	ESPN
Nov. 23	6:30	Cincinnati vs. Iowa State	CBS SN
Nov. 23	7:00	Fairfield at Providence	
Nov. 23	TBD	L'ville vs. Stanford/Missouri	NBC SN
Nov. 24	12:00	Mount St. Mary's at G'town	ESPN3
Nov. 24	1:00	St. Francis (Pa.) at Notre Dame	
Nov. 24	7:30	Fla.-Gulf Coast at St. John's	ESPN3
Nov. 24	9:30	Louisville vs. TBD	NBC SN
Nov. 24	TBD	Cincinnati vs. Oregon/UNLV	CBS SN

CINCINNATI IN 2011-12 BIG EAST STATISTICS
(Final)

CATEGORY	TEAM	[*NATIONAL] BIG EAST RANK (STAT)
Scoring	12th (68.2)
Scoring Defense	[40] 5th (61.5)
Scoring Margin	5th (+6.6)
Free Throw Pct.	16th (.644)
Field Goal Pct.	14th (.421)
Field Goal Pct. Defense	T-7th (.412)
3-Pt Field Goal Pct.	6th (.341)
3-Pt Field Goal Pct. Defense	T-8th (.323)
Rebounding Offense	9th (36.0)
Rebounding Defense	T-10th (35.8)
Rebounding Margin	11th (+0.2)
Blocked Shots	6th (4.59)
Assists	12th (12.95)
Steals	6th (8.05)
Turnover Margin	[23] 3rd (+3.11)
Assist-to-Turnover Ratio	[36] T-4th (1.19)
Offensive Rebounds	4th (13.22)
Defensive Rebounds	11th (22.81)
3-Pt Field Goals Made	2nd (7.03)

INDIVIDUAL

PLAYER	[*NATIONAL] BIG EAST RANK (STAT)
Scoring	
Sean Kilpatrick	T-15th (14.3)
Dion Dixon	T-22nd (13.0)
Rebounding	
Yancy Gates	[52nd] T-4th (8.9)
Assists	
Cashmere Wright	11th (4.57)
Steals	
Cashmere Wright	[35th] 4th (2.00)
Dion Dixon	T-8th (1.62)
3-PT FG Pct.	
Sean Kilpatrick	T-11th (.376)
Cashmere Wright	14th (.371)
3-PT FG Made	
Sean Kilpatrick	1st (2.49)
Blocked Shots	
Justin Jackson	T-5th (1.65)
Assist-to-Turnover Ratio	
Cashmere Wright	T-8th (2.04-to-1)
Offensive Rebounds	
Yancy Gates	6th (3.16)
Defensive Rebounds	
Yancy Gates	T-5th (5.77)

*National rankings through April 2, 2012.

CINCINNATI'S RECORD WHEN

	06-07	07-08	08-09	09-10	10-11	11-12	12-13	Cronin
Home games	10-8	10-7	13-5	13-5	15-3	14-4	3-0	78-32
Away games	0-9	3-11	4-7	2-9	7-4	7-5	0-0	23-45
Neutral site games	1-2	0-1	1-2	4-2	4-2	5-2	0-0	15-11
BIG EAST games	2-14	8-10	8-10	7-11	11-7	12-6	0-0	48-58
vs. Top 25 teams	0-4	2-5	1-7	3-6	3-7	8-4	0-0	17-33
vs. RPI Top 100 teams	2-13	7-12	5-11	8-15	8-9	11-8	0-0	41-68
Overtime games	2-0	1-1	2-1	0-3	1-0	1-2	0-0	7-7
Lead at halftime	6-1	10-3	11-3	13-4	25-0	18-3	3-0	86-14
Trail at halftime	4-17	3-15	6-11	4-11	0-9	7-8	0-0	24-71
Tied at halftime	1-1	0-1	1-0	2-1	1-0	1-0	0-0	6-3
Lead with 10:00 remaining	10-1	9-1	14-1	13-3	26-0	18-4	3-0	93-10
Trail with 10:00 remaining	1-18	1-18	3-13	6-11	0-9	7-7	0-0	18-76
Tied with 10:00 remaining	0-0	3-0	1-0	0-2	0-0	1-0	0-0	5-2
Lead with 5:00 remaining	9-3	11-1	17-1	18-2	25-0	19-4	3-0	102-11
Trail with 5:00 remaining	0-16	2-17	1-13	0-13	0-9	5-7	0-0	8-75
Tied with 5:00 remaining	2-0	0-1	0-0	1-1	1-0	2-0	0-0	6-2
Lead with 2:00 remaining	10-2	11-1	16-0	18-2	25-1	23-2	3-0	106-8
Trail with 2:00 remaining	0-17	1-17	2-14	1-14	0-8	3-9	0-0	7-79
Tied with 2:00 remaining	1-0	1-1	0-0	—	1-0	0-0	0-0	3-1
Shoot better from the field	8-2	8-3	13-1	15-4	22-0	16-2	3-0	85-12
Shoot worse from the field	3-17	5-16	5-13	4-12	4-9	8-9	0-0	29-76
Shoot 50% or better	0-2	—	4-1	8-1	7-0	6-0	2-0	27-4
Shoot below 50%	11-17	13-19	14-13	11-15	16-8	20-11	1-0	86-83
Opp. shoots 50% or better	1-9	0-6	0-6	0-2	2-4	1-2	0-0	4-29
Opp. shoots below 50%	10-10	13-13	18-8	19-14	22-5	24-9	3-0	109-59
Opp. shoots below 40%	7-1	6-1	9-3	10-3	17-0	15-1	3-0	67-9
Make 7 or fewer 3-pointers	10-12	8-12	7-11	13-12	21-6	12-9	0-0	71-62
Make 8 or more 3-pointers	1-7	5-7	11-3	6-4	6-4	14-2	3-0	46-27
Shoot more FTs than opp.	7-3	6-3	12-1	11-2	22-2	16-4	2-0	76-15
Out-rebound the opponent	9-5	10-11	13-4	17-8	24-3	10-4	3-0	86-35
Opponent out-rebounds UC	2-14	3-7	2-9	2-8	2-5	13-6	0-0	24-49
Same number of rebounds	0-0	0-1	3-1	0-0	0-1	3-1	0-0	6-4
Commit fewer turnovers	7-11	4-5	9-3	7-6	16-6	22-5	1-0	66-36
Commit the same or more TOs	4-8	9-14	9-11	12-10	9-2	4-3	2-0	49-48
Commit 12 or fewer turnovers	7-9	4-7	5-4	5-5	10-5	17-7	0-0	48-37
Outscore opponents' bench	6-8	8-6	15-9	19-11	24-7	13-3	3-0	88-44
1-3 point games	1-4	5-5	2-0	4-5	2-1	5-4	0-0	19-19
4-5 point games	0-1	2-1	2-1	3-2	0-2	6-0	0-0	13-7
6-10 point games	5-2	2-6	5-6	4-4	7-2	5-3	0-0	28-23
11-19 point games	4-10	3-5	4-4	4-4	8-5	4-2	0-0	27-30
20-plus point games	1-2	1-2	5-3	4-1	9-1	7-1	3-0	30-10
Score 59 or fewer points	0-9	3-7	1-6	0-7	3-8	3-7	0-0	10-44
Score 60-69 points	6-7	8-7	4-6	9-4	9-1	7-4	0-0	43-29
Score 70 or more points	5-3	2-5	13-2	10-5	14-0	16-2	3-0	63-17
Hold opp. to 50 or fewer points	3-0	3-0	4-0	1-0	7-0	3-2	1-0	22-2
Hold opp. to 51-60 points	3-4	5-1	6-2	9-2	12-1	12-3	2-0	49-13
Hold opp. to 61-70 points	3-2	5-5	5-3	7-4	5-5	10-1	0-0	35-20
Opp. scores 70-plus points	2-13	0-13	3-9	2-10	2-3	1-5	0-0	10-53
November	5-1	4-2	5-1	4-1	5-0	4-2	3-0	30-7
December	4-3	1-5	5-2	5-2	9-0	6-1	0-0	30-13
January	1-7	5-4	4-4	5-4	4-4	5-4	0-0	24-27
February	1-7	3-3	4-3	2-5	4-3	6-2	0-0	20-23
March	0-1	0-5	0-4	3-4	4-2	5-2	0-0	12-18
Monday	0-0	1-0	3-2	2-2	2-0	2-1	0-0	10-5
Tuesday	0-2	1-1	1-2	4-2	3-0	2-0	1-0	12-7
Wednesday	4-5	4-5	4-1	7-3	9-1	7-0	0-0	35-15
Thursday	0-1	0-2	3-0	1-2	3-1	3-1	0-0	10-7
Friday	1-0	1-1	0-1	—	1-0	4-1	0-0	17-3
Saturday	5-7	6-5	6-5	5-3	8-4	5-7	0-0	35-37
Sunday	1-4	0-5	1-3	0-4	0-3	3-1	2-0	7-20

BEARCATS' STARTING LINEUPS

Opponent	UC Starters
Grand Valley State (Exh.)	Wright, Kilpatrick, Parker, Rubles, Mbodj
Bellarmine (Exh.)	Wright, Kilpatrick, Parker, Rubles, Mbodj
UT Martin	Wright, Kilpatrick, Parker, Jackson, Mbodj
Mississippi Valley State	Wright, Kilpatrick, Parker, Jackson, Mbodj
North Carolina A&T	Wright, Kilpatrick, Parker, Jackson, Mbodj
Campbell	
vs. Iowa State	
vs. Oregon/UNLV	
Alabama	
Maryland Eastern Shore	
vs. Marshall	
Xavier	
Wright State	
New Mexico	
at Pittsburgh	
St. John's	
Notre Dame	
at Rutgers	
at DePaul	
Marquette	
at Syracuse	
Rutgers	
at Seton Hall	
at Providence	
Pittsburgh	
Villanova	
Georgetown	
at Connecticut	
at Notre Dame	
Connecticut	
at Louisville	
USF	
BIG EAST Tournament	

SPECIALITY STATISTICS

Opponent	Result	In Paint	Off TO	2nd Chance	Fast Break	Bench
UT Martin at Cincinnati	W, 80-57	18 36	15 7	13 7	6 14	15 30
Mississippi Valley State at Cincinnati	W, 102-60	18 56	2 19	11 13	4 23	14 45
North Carolina A&T at Cincinnati	W, 93-39	14 40	10 23	12 15	13 19	14 34
Campbell at Cincinnati						
vs. Iowa State Cincinnati						
vs. Oregon/UNLV Cincinnati						
Alabama at Cincinnati						
Arkansas-Little Rock at Cincinnati						
Maryland Eastern Shore at Cincinnati						
vs. Marshall Cincinnati						
vs. Xavier Cincinnati						
Wright State at Cincinnati						
New Mexico at Cincinnati						
at Pittsburgh Cincinnati						
St. John's at Cincinnati						
Notre Dame at Cincinnati						
at Rutgers Cincinnati						
at DePaul Cincinnati						
Marquette at Cincinnati						
at Syracuse Cincinnati						
Rutgers at Cincinnati						
at Seton Hall Cincinnati						
at Providence Cincinnati						
Pittsburgh at Cincinnati						
Villanova at Cincinnati						
Georgetown at Cincinnati						
at Connecticut Cincinnati						
at Notre Dame at Cincinnati						
Connecticut at Cincinnati						
at Louisville Cincinnati						
USF at Cincinnati						
Cincinnati Totals		132	49	35	56	109
Average		44.0	16.3	11.7	18.7	36.3
Opponents Totals		50	27	36	23	43
Average		16.7	9.0	12.0	4.6	14.3

OVERTIME RECORDS

UC's Overall Record	50-50
1 OT Games	41-42
2 OT Games	8-6
3 OT Games	0-1
4 OT Games	0-1
7 OT Games	1-0

RECORDS IN OVERTIME GAMES

Home	24-17	.585
Schmidlapp Gym	3-4	.429
Schmidt Fieldhouse	0-1	.000
Music Hall	0-1	.000
Armory Fieldhouse	5-4	.556
Cincinnati Gardens	3-2	.600
U.S. Bank Arena	3-1	.750
Fifth Third Arena	10-4	.714
Away	16-26	.381
Neutral	10-7	.588

Current Streak: Won -1

Longest Winning Streak: 5 (Tay Baker - 1966-67)

Longest Losing Streak: 4 (Bob Ruess, 1943 - John Weithe, 1950)

- On Dec. 21, 1981 Cincinnati and Bradley played an NCAA-record 7-overtime game which UC won, 75-73.
- Cincinnati has been involved in two of the five NCAA tournament championship games to go into overtime. The Bearcats defeated Ohio State, 70-65, in 1961 but lost to Loyola (Ill.), 60-58, in 1963.
- In 1966-67, Cincinnati played six overtime games, winning five.

UC COACHES IN OVERTIME GAMES

Coach (Years)	No.	Record	Pct.
Bob Huggins (1989-2005)	25	14-11	.560
Mick Cronin (2006-pres.)	14	7-7	.500
Tay Baker (1965-72)	9	7-2	.778
Ed Jucker (1960-65)	9	4-5	.444
Ed Badger (1978-83)	8	3-5	.375
Tony Yates (1983-89)	7	2-5	.286
John Wiethe (1946-52)	5	1-4	.200
George Smith (1952-60)	4	3-1	.750
Gale Catlett (1972-78)	4	2-2	.500
Frank Rice (1928-32)	4	1-3	.250
Boyd Chambers (1918-28)	3	3-0	1.000
Clark Ballard (1939-42)	2	2-0	1.000
Andy Kennedy (2005-06)	2	1-1	.250
Tay Brown (1933-37)	2	0-2	.000
John Halliday (1932-33)	1	0-1	.000
Bob Ruess (1942-44)	1	0-1	.000
Walter Van Winkle (1937-39)	0	-	-
Ray Farnham (1944-46)	0	-	-

OVERTIME GAMES IN MICK CRONIN ERA

1/20/07	W	UC 96, West Virginia 83	1	SC
2/28/07	W	UC 70, Seton Hall 67	1	SC
2/9/08	W	UC 72, Rutgers 68	1	SC
3/2/08	L	Providence 81, UC 79	1	A
12/20/08	W	UC 85, Eastern Kentucky 77	1	SC
2/7/09	W	UC 64, Georgetown 62	1	SC
3/7/09	L	Seton Hall 67, UC 63	1	SC
11/25/09	L	Gonzaga 61, UC 59	1	N
12/13/09	L	Xavier 83, UC 79	2	A
2/21/10	L	Marquette 79, UC 76	1	SC
2/19/11	W	UC 93, Providence 81	1	A
11/25/11	L	Marshall 73, UC 69	1	SC
1/21/12	L	West Virginia 77, UC 74	1	A
3/8/12	W	UC 72, Georgetown 70	2	N

THE LAST TIME...

TEAM

100 Points by a Team

By UC 102 vs. Miss. Valley St., 11/13/12
By Opponent 105 by UCLA (20T), 3/17/02

90 Points by a Team

By UC 95 vs. North Carolina A&T, 1/18/12
By Opponent 95 at Marquette, 2/11/12

30-plus Point Win

By UC 54 (93-39) vs. North Carolina A&T, 11/18/12
By Opponent 38 (89-51) vs. Notre Dame, 3/10/11

60 Percent Shooting by a Team

By UC .628 vs. St. John's, 2/11/09
By Opponent .674 vs. Pittsburgh, 2/14/09

50 Percent Shooting by a Team

By UC .514 vs. North Carolina A&T, 11/18/12
By Opponent .567 at Marquette, 2/11/12

Cincinnati Played a Ranked Opponent

UC Win 62-56 vs. No. 10 Florida State, 3/18/12
UC Loss 81-66 vs. No. 7 Ohio State, 3/22/12

Overtime Game

UC Win 93-81 at Providence, 2/19/11
UC Loss 77-74 at West Virginia, 1/21/12

Double Overtime Game

UC Win 72-70 (20T) vs. Georgetown, 3/8/12
UC Loss 83-79 (20T) at Xavier, 12/13/09

Triple Overtime Game

UC Win 75-73 (70T*) vs. Bradley, 12/21/81
UC Loss 89-85 (40T) vs. Memphis, 1/31/81

* - NCAA record.

INDIVIDUAL

40 Points by a Player

By UC 41, Steve Logan vs. Southern Mississippi, 2/15/02
By Opponent 41, Dell Curry, Virginia Tech, 1985-86

30 Points by a Player

By UC 34, Deonta Vaughn vs. Notre Dame, 2/4/09
By Opponent 37, Luke Harangody, at Notre Dame, 2/4/10

20 Rebounds by a Player

By UC 20, Cedric McGowan vs. DePaul, 1/4/06
By Opponent four times

15 Rebounds by a Player

By UC 16, Mike Williams, 12/20/08
By Opponent 15, Greg Monroe, vs. Georgetown, 3/6/10

Two Players with 20 or More Points in Same Game

By UC JaQuon Parker (28), Dion Dixon (21)
vs. No. 8/7 Marquette, 2/29/12
By Opponent Jimmy Butler (20), D. Johnson-Odom (20)
vs. Marquette, 2/21/10

Two Players with 10 or More Reb. in Same Game

By UC Ibrahima Thomas (10) and Lance Stephenson (10)
vs. DePaul, 2/24/10
By Opponent Jamarr Sanders (11) and Elijah Millsap (15)
at UAB, 12/16/09

10 Assists by a Player

By UC 10, Cashmere Wright, vs. Marshall, 11/25/11
By Opponent 10, Chris Howard, at USF, 2/14/09

Five Steals by a Player

By UC 5, Cashmere Wright vs. Florida State, 3/18/12
By Opponent 5, Greg Monroe, Georgetown, 2/7/09

Five Blocked Shots by a Player

By UC 6, Justin Jackson, vs. Louisville, 3/10/12
By Opponent 5, Hamady Ndiaye, vs. Rutgers, 3/9/10

Double-Double by a UC Player

UC Win Yancy Gates (15 pts., 10 rebs.)
vs. Texas, 3/16/12
UC Loss Yancy Gates (12 pts., 11 rebs.)
at No. 18/19 Marquette, 2/11/12

Triple-Double by a UC Player

By UC Eric Hicks (22 pts., 12 rebs., 10 blks.)
vs. Marquette, 1/7/06

UC Player Led Team in Points, Reb., Assists

By UC Sean Kilpatrick (29pts., t-7reb., t-5 asst.)
vs. North Carolina A&T, 11/18/12

A Player Won a Game in the Final Seconds

By UC Cashmere Wright layup at 6 secs
UC defeats Georgetown 72-70 (20T), 3/8/12
By Opponent Anthony Collins made two free throws at 3 secs
USF defeats UC 46-45, 2/26/12

Four Players Scored in Double Figures

By UC Yancy Gates (15), JaQuon Parker (13)
Dion Dixon (12), Cashmere Wright (11)
vs. Texas, 3/16/12

Five Players Scored in Double Figures

By UC Dion Dixon (15), JaQuon Parker (15),
Cashmere Wright (14), Gates (11), Jackson (10)
at No. 18/19 Marquette, 2/11/12

Six Players Scored in Double Figures

By UC Sean Kilpatrick (21), Cashmere Wright (14),
Dion Dixon (11), Jeremiah Davis (11),
Justin Jackson (11), Ge'Lawn Guyn (11)
vs. Chicago State, 12/23/11

Seven Players Scored in Double Figures

By UC Rashad Bishop (14), Dion Dixon (13),
Steve Toyloy (13), Deonta Vaughn (12),
Darnell Wilks (12), Jaquon Parker (10), Yancy Gates (10)
vs. Texas Southern, 12/1/09

CRONIN ERA BESTS

Most Points Scored

102 (W, 102-60) vs. Miss. Valley St. 11/13/12
101 (W, 101-53) vs. Ark.-Pine Bluff 12/21/11
101 (W, 101-70) vs. Radford 12/17/11

Most Points Scored (Half)

59 (W, 102-60) vs. Miss. Valley St. (2nd) 11/13/12
56 (W, 93-83) vs. Notre Dame (2nd) 2/4/09
56 (W, 92-72) vs. Utah Valley (1st) 12/11/10

Highest FG Percentage

.628 (27-43) vs. St. John's 2/11/09
.603 (38-63) vs. Radford 12/17/11
.574 (35-61) vs. Texas Southern 12/1/09

Highest 3-Pt. Percentage

.600 (6-10) vs. St. John's 2/11/09
.583 (7-12) at Georgetown 1/27/07
.583 (14-24) vs. Central Michigan 11/25/06

Most Rebounds

56 vs. North Carolina A&T 11/18/12
54 vs. Miss. Valley St. 11/13/12
54 vs. UT Martin 11/11/12
54 vs. Louisville (BE Championship) 3/10/12
54 vs. Western Illinois 11/22/08

Most Assists

27 vs. Toledo 11/18/09
24 vs. Georgia Southern 12/14/10
24 vs. North Carolina A&T 11/18/12

Most Blocked Shots

12 vs. North Carolina A&T 11/18/12
10 vs. UT Martin 11/11/12
10 vs. Chicago State 12/23/11
10 vs. Alabama State 11/13/11
10 vs. Western Illinois 11/22/08

Most Steals

16 vs. Ark.-Pine Bluff 12/21/11
15 vs. Ark.-Pine Bluff 12/22/09
15 vs. North Carolina A&T 11/18/12
13 vs. Florida State 3/18/12
13 at Georgetown 1/9/12
13 at Providence 2/6/07
13 vs. North Carolina State 12/23/06

Most Forced Turnovers

32 vs. North Carolina State 12/23/06
29 vs. Ark.-Pine Bluff 12/21/11
24 vs. Ark.-Pine Bluff 12/22/08

Fewest Points Allowed

34 vs. Dayton 11/27/10
39 vs. Howard 11/10/06
at West Virginia 1/30/08
vs. North Carolina A&T 11/18/12

Fewest Points Allowed (Half)

14 vs. Alabama State (1st) 11/13/11
15 vs. Dayton (2nd) 11/27/10
15 Western Illinois (1st) 11/22/08
15 vs. Howard (1st) 11/10/06

Lowest FG Percentage Allowed


.152 (10-66) vs. North Carolina A&T 11/18/12
.200 (12-60) vs. Dayton 11/27/10
.200 (10-50) at West Virginia 1/30/08

Lowest 3-Pt. FG Percentage Allowed

.000 (0-4) vs. Texas Southern 11/18/08
.045 (1-22) at West Virginia 1/30/08
.071 (1-14) vs. No. 17/17 Louisville 2/23/12

Biggest Win


54 (93-39) vs. North Carolina A&T 11/18/12
49 (101-53) vs. Ark.-Pine Bluff 12/21/11
45 (99-54) vs. Georgia Southern 12/14/10
42 (102-62) vs. Miss. Valley St. 11/13/12
37 (94-57) vs. Texas Southern 12/1/09
36 (94-58) vs. St. Francis (PA) 12/23/10




0 JEREMIAH DAVIS III
G » 6-3 » 204 » SO.
MUNICE, IND.



1 CASHMERE WRIGHT
G » 6-0 » 178 » R-SR.
SAVANNAH, GA.




2 TITUS RUBLES
F » 6-7 » 207 » JR.-TR.
DALLAS, TEXAS




3 SHAQUILLE THOMAS
F » 6-7 » 187 » R-FR.
PATERSON, N.J.




5 JUSTIN JACKSON
F » 6-8 » 213 » JR.
COCOA BEACH, FLA.




10 ALEX EPPENSTEINER
G » 6-4 » 190 » SR.
CINCINNATI, OHIO




13 CHEIKH MBODJ
C » 6-10 » 236 » SR.-TR.
DAKAR, SENEGAL




14 GE'LAWN GUYN
G » 6-2 » 174 » SO.
LEXINGTON, KY.




15 JERMAINE SANDERS
F » 6-5 » 215 » SO.
FAR ROCKAWAY, N.Y.




23 SEAN KILPATRICK
G » 6-4 » 221 » R-JR.
YONKERS, N.Y.



24 KELVIN GAINES
C » 6-10 » 227 » R-SO.
OCALA, FLA.



33 DAVID NYARSUK
C » 7-1 » 230 » JR.-TR.
JUBA, SUDAN



44 JAQUON PARKER
G » 6-3 » 198 » SR.
SUFFOLK, VA.



MICK CRONIN
HEAD COACH




LARRY DAVIS
ASSOCIATE HEAD COACH



DARREN SAVINO
ASSISTANT COACH



ANTWON JACKSON
ASSISTANT COACH



JEREMIAH DAVIS III

SO. • G • 6-3 • 204
MUNCIE, IND.
HUNTINGTON PREP (W. VA.)



2012-13 Season (Sophomore): Totaled five points, four rebounds and an assists vs. North Carolina A&T (11/18) ... grabbed a career-high four rebounds to go with nine points, making all four free-throw attempts vs. Miss. Valley St. (11/13) ... scored five points and had three assists in season opener against UT Martin (11/11).

2011-12 Season (Freshman): Played in 27 games without a start, averaging 7.9 minutes ... scored in double figures in three games ... made at least three three-pointers in two games ... saw action in every BIG EAST regular-season game ... scored a season-high 13 points with a trio of three-pointers and three rebounds in 15 minutes against Arkansas-Pine Bluff (12/21) ... tallied 11 points with three three-pointers and three rebounds against Chicago State (12/23) ... recorded his highest-scoring BIG EAST game against Notre Dame, posting 10 points with two three-pointers ... hit a three-pointer with nine seconds remaining to tie the game against St. John's (1/7) ... tallied eight points with two assists at St. John's (2/4) ... registered eight points with two assists and two steals against Radford (12/17).

Personal: Jeremiah Davis III ... born Jan. 22, 1993 in Muncie, Ind. ... son of Maria and Jeremiah Davis... has a brother, Aaron ... majoring in communications.

GAME-BY-GAME STATISTICS

2012-13 (SOPHOMORE SEASON)

Opponent	Date	gs	min	Total		3-Pointers		Free throws		Rebounds				pf	a	to	blk	stl	pts	avg
				fg-fga	pct	3fg-fga	pct	ft-fa	pct	off	def	tot	avg							
UT MARTIN	11/11/12	13	2-5	400	1-2	500	0-0	.000	0	1	1	1	0	0	0	0	0	0	5	5.0
MISS. VALLEY ST.	11/13/12	10	2-4	500	1-2	500	4-4	1.000	0	4	4	2.5	1	2	3	0	0	0	9	7.0
NORTH CAROLINA A&T	11/18/12	13	2-6	333	0-2	.000	1-2	.500	0	4	4	3.0	4	0	1	0	0	0	5	6.3
Totals		0	36	6-15	400	2-6	.333	5-6	.833	0	9	9	3.0	6	5	4	0	0	19	6.3

DAVIS' SEASON & CAREER HIGHS

2012-13 Season		Career
9 vs. MVSU, 11/13/12	Pts	13 vs. Arkansas-Pine Bluff, 12/21/11
6 vs. vs. North Carolina A&T, 11/18/12	FG Atts	8, 2x (last vs. Chicago State, 12/23/11)
2, 3x (last vs. vs. N.C. A&T, 11/18/12)	FG Made	5 vs. Arkansas-Pine Bluff, 12/21/11
2, 2x (last vs. MVSU, 11/13/12)	3PT-FG Atts	5 vs. Chicago State, 12/23/11
1, 2x (last vs. MVSU, 11/13/12)	3PT-FG Made	3, 2x (last vs. Chicago State, 12/23/11)
4, 2x (last vs. vs. N.C. A&T, 11/18/12)	Rebs	4, 2x (last vs. vs. N.C. A&T, 11/18/12)
3 vs. UT Martin, 11/11/12	Assts	3 vs. UT Martin, 11/11/12
0	Stls	1 vs. Northwestern State, 11/21/11
0	Blks	1 vs. Louisville, 2/23/12
13, 2x (last vs. vs. N.C. A&T, 11/18/12)	Mins	19 vs. Chicago State, 12/23/11

DAVIS' MISCELLANEOUS STATISTICS

Category	2012-13	Career
Double-Figure Scoring Games	0	3
Double-Figure Rebounding Games	0	0
Double-Double Games	0	0
20-Point Scoring Games	0	0
Games Led UC in Scoring	0	0
Games Led UC in Rebounding	0	0
Games Led UC in Assists	0	0
Games With 3+ Assists	1	1
Games With 3+ Blocks	0	0
Games With 3+ Steals	0	0
Games With 3+ Three-Pointers	0	2

GAME-BY-GAME STATISTICS

2011-12 (FRESHMAN SEASON)

Opponent	Date	gs	min	Total		3-Pointers		Free throws		Rebounds				pf	a	to	blk	stl	pts	avg
				fg-fga	pct	3fg-fga	pct	ft-fa	pct	off	def	tot	avg							
ALABAMA STATE	11/13/11	11	0-1	.000	0-1	.000	0-0	.000	0	2	2	2.0	0	1	4	0	0	0	0	0.0
NORTHWESTERN STATE	11/21/11	6	0-1	.000	0-1	.000	0-0	.000	0	2	2	2.0	2	1	1	0	1	0	0	0.0
MIAMI (OHIO)	11/29/11	2	0-0	.000	0-0	.000	0-0	.000	0	1	1	1.7	1	0	0	0	0	0	0	0.0
at Wright State	12/14/11	11	0-2	.000	0-2	.000	0-0	.000	0	0	0	1.3	2	0	0	0	0	0	0.0	
RADFORD	12/17/11	18	3-8	.375	0-1	.000	2-2	1.000	1	0	1	1.2	2	2	2	0	2	8	1.6	
ARKANSAS-PINE BLUFF	12/21/11	15	5-7	.714	3-4	.750	0-0	.000	1	2	3	1.5	0	1	1	0	1	13	3.5	
CHICAGO STATE	12/23/11	19	4-8	.500	3-5	.600	0-0	.000	1	2	3	1.7	0	1	2	0	1	11	4.6	
vs Oklahoma	12/29/11	3	0-0	.000	0-0	.000	0-0	.000	0	1	1	1.6	0	0	0	0	1	0	4.0	
at Pittsburgh	01/01/12	8	0-1	.000	0-0	.000	0-0	.000	0	0	0	1.4	2	0	0	0	1	0	3.6	
NOTRE DAME	01/04/12	15	4-6	.667	2-3	.667	0-2	.000	0	0	0	1.3	0	0	0	0	0	10	4.2	
ST. JOHN'S	01/07/12	8	1-6	.167	1-3	.333	0-0	.000	0	1	1	1.3	0	1	1	0	0	3	4.1	
at Georgetown	01/09/12	12	0-0	.000	0-0	.000	0-0	.000	0	1	1	1.3	0	0	0	0	0	0	3.8	
VILLANOVA	01/14/12	13	1-4	.250	0-2	.000	2-2	1.000	1	1	2	1.3	0	1	0	0	0	4	3.8	
at Connecticut	1/18/12	8	2-3	.667	0-1	.000	0-0	.000	1	0	1	1.3	1	0	1	0	1	4	3.8	
at West Virginia	1/21/12	11	1-3	.333	0-1	.000	0-1	.000	0	2	2	1.3	2	1	0	0	0	2	3.7	
SYRACUSE	01/23/12	5	0-3	.000	0-2	.000	0-0	.000	0	0	0	1.3	0	0	1	0	0	0	3.4	
at Rutgers	01/28/12	1	0-0	.000	0-0	.000	0-0	.000	0	0	0	1.2	0	0	0	0	0	0	3.2	
DEPAUL	02/04/12	11	0-2	.000	0-1	.000	0-2	.000	0	2	2	1.2	0	2	1	0	1	0	3.1	
at St. John's	2/8/12	12	3-5	.600	2-2	1.000	0-0	.000	0	0	0	1.2	3	1	1	0	1	8	3.3	
at Marquette	2/11/12	5	0-3	.000	0-1	.000	0-0	.000	0	0	0	1.1	2	1	1	0	1	0	3.2	
PROVIDENCE	2/15/12	5	2-3	.667	1-1	1.000	0-0	.000	0	1	1	1.1	1	1	0	0	1	5	3.2	
SETON HALL	02/18/12	3	0-0	.000	0-0	.000	0-0	.000	0	1	1	1.1	1	0	0	0	0	0	3.1	
LOUISVILLE	02/23/12	5	0-0	.000	0-0	.000	0-0	.000	0	0	0	1.0	1	0	0	1	0	0	3.0	
at USF	2/26/12	2	0-0	.000	0-0	.000	0-0	.000	0	1	1	1.0	0	0	0	0	0	0	2.8	
MARQUETTE	02/29/12	1	0-0	.000	0-0	.000	0-0	.000	0	0	0	1.0	0	0	0	0	1	0	2.7	
at Villanova	03/03/12	1	0-0	.000	0-0	.000	0-0	.000	0	0	0	1.0	0	0	0	0	0	0	2.6	
vs Ohio State	3/22/12	2	0-0	.000	0-0	.000	0-0	.000	0	0	0	0.9	0	0	0	0	0	0	2.5	
Totals		0	213	26-66	.394	12-31	.387	4-9	.444	5	20	25	0.9	20	14	16	1	13	68	2.5

DAVIS' CAREER STATISTICS - ALL GAMES

Season	gp-gs	min/avg	Total		3-Point		F-Throws		Rebounds				Scoring							
			fg-fga	pct	fg-fga	pct	ft-fa	pct	off	def	tot	avg	pf	fo	ast	to	blk	stl	pts	avg
2011	27-0	213/7.9	26-66	.394	12-31	.387	4-9	.444	5	20	25	0.9	20	0	14	16	1	13	68	2.5
2012	3-0	36/12.0	6-15	.400	2-6	.333	5-6	.833	0	9	9	3.0	6	0	5	4	0	0	19	6.3
TOTAL	30-0	249/8.3	32-81	.395	14-37	.378	9-15	.600	5	29	34	1.1	26	0	19	20	1	13	87	2.9



CASHMERE WRIGHT

R-SR • G • 6-0 • 178

SAVANNAH, GA.

URBAN CHRISTIAN ACADEMY

1

- ⇒ 2012 BIG EAST Championship All-Tournament Team
- ⇒ UC single-season steals leader (74 in 2011-12)
- ⇒ BIG EAST Weekly Honor Roll (12/19/11)
- ⇒ BIG EAST Rookie of the Week (2/1/10)

2012-13 Season (Senior): Produced 13 points with a season-high four steals, three boards and two assists vs. N.C. AGT (11/18) ... Scored 11 points with a game-high five assists in 22 minutes vs. Miss. Valley St. (11/13) ... scored a game-high 16 points on 6-of-10 shooting with four three-pointers to go with four rebounds and three assists against UT Martin (11/11).

2011-12 Season (Junior): Played in 37 games with 36 starts, averaging 31.2 minutes ... set the single-season record for steals with 74, ranking fourth in the BIG EAST and 35th in the nation with 2.00 steals per game ... ranked among BIG EAST leaders in assist-to-turnover ratio (seventh at 2.04-to-1) and assists (11th at 4.57 per game) ... led UC in assists in 29 games ... led UC in scoring in seven games ... reached double figures in scoring in 20 games ... posted four 20-point efforts ... poured in a team-high 18 points on 6-of-10 shooting with four three-pointers against Ohio State (3/22) in the NCAA tournament east region semifinal ... scored a game-high 16 points along with two steals vs. Louisville (3/10) in the BIG EAST Championship title game ... recorded 11 points, eight assists and five rebounds vs. Syracuse (3/9) in the BIG EAST Championship semifinal ... hit game-winning layup with six seconds remaining in double overtime to give UC a 72-70 win over Georgetown (3/8) in the quarterfinals of the BIG EAST Championship ... tallied nine points, five rebounds, six assists, no turnovers and a career-high seven steals at Villanova (3/3) ... tied a career-high with six three-pointers en route to a game-high 22 points with five rebounds and five assists against Louisville (2/23) ... recorded his lone double-double of the season with 12 points and a career-high 10 rebounds to go with four steals at St. John's (2/8) ... totaled a game-high 17 points with four assists and four rebounds vs. Syracuse (1/23) ... scored game-winning basket on a reverse layup with 8.8 seconds left against Oklahoma (12/29) ... netted a career-high six three-pointers and scored game-high 20 points with five assists vs. Arkansas-Pine Bluff (12/21) ... recorded career-high 25 points, with game-high six assists and two steals vs. Radford (12/17) ... scored game-high 23 points with four assists, two steals and six rebounds vs. Jacksonville State (11/15).

Personal: Full name is Cashmere A'keem Wright ... born Jan. 9, 1990 in Savannah, Ga. ... son of Gene and Patricia Wright ... has a brother, Antonio Wright ... has a daughter, Aubri Wright ... majoring in criminal justice.

WRIGHT'S SEASON & CAREER HIGHS

2012-13 Season		Career
16 vs. UT Martin, 11/11/12	Pts	25 vs. Radford, 12/17/11
10, 3x (last vs. N.C. AGT, 11/18/12)	FG Atts	19 vs. Louisville, 2/23/12
6 vs. UT Martin, 11/11/12	FG Made	10 vs. Radford, 12/17/11
8 vs. N.C. AGT, 11/18/12	3PT-FG Atts	13 vs. Louisville, 2/23/12
4 vs. UT Martin, 11/11/12	3PT-FG Made	6, 2x (last vs. Louisville, 2/23/12)
4 vs. UT Martin, 11/11/12	Rebs	10 at St. John's, 2/8/12
5 vs. MVSU, 11/13/12	Assts	11 at Providence, 2/19/11
4 vs. N.C. AGT, 11/18/12	Stls	7 at Villanova, 3/3/12
0	Blks	2 at Miami (Ohio), 12/21/10
22 vs. MVSU, 11/13/12	Mins	40 vs. Georgetown, 3/8/12

WRIGHT'S MISCELLANEOUS STATISTICS

Category	2012-13	Career
Double-Figure Scoring Games	3	44
Double-Figure Rebounding Games	0	1
Double-Double Games	0	2
20-Point Scoring Games	0	7
Games Led UC in Scoring	1	16
Games Led UC in Rebounding	0	1
Games Led UC in Assists	1	64
Games With 3+ Assists	2	71
Games With 3+ Blocks	0	0
Games With 3+ Steals	1	17
Games With 3+ Three-Pointers	3	17

GAME-BY-GAME STATISTICS

2012-13 (SENIOR SEASON)

Opponent	Date	gs	min	Total		3-Pointers		Free throws		Rebounds					pf	a	to	blk	stl	pts	avg
				fg-fga	pct	3fg-fga	pct	ft-fa	pct	off	def	tot	avg								
UT MARTIN	11/11/12	*	19	6-10	.600	4-7	.571	0-0	.000	0	4	4	4.0	2	3	3	0	0	16	16.0	
MISS. VALLEY ST.	11/13/12	*	22	4-10	.400	3-7	.429	0-0	.000	0	0	0	2.0	0	5	1	0	1	11	13.5	
NORTH CAROLINA A&T	11/18/12	*	18	4-10	.400	3-8	.375	2-4	.500	1	2	3	2.3	2	2	1	0	4	13	13.3	
Totals			3	59	14-30	.467	10-22	.455	2-4	.500	1	6	7	2.3	4	10	5	0	40	13.3	

WRIGHT'S CAREER STATISTICS - ALL GAMES

Season	gp-gs	min/avg	Total		3-Point		F-Throws		Rebounds				Scoring							
			fg-fga	pct	fg-fga	pct	ft-fa	pct	off	def	tot	avg	pf	fo	ast	to	blk	stl	pts	avg
2009	34-11	628/18.5	64-180	.356	18-70	.257	38-64	.594	19	49	68	2.0	62	0	69	52	0	25	184	5.4
2010	35-34	889/25.4	98-236	.415	32-91	.352	84-113	.743	10	71	81	2.3	66	0	138	73	2	47	312	8.9
2011	37-36	1156/31.2	149-364	.409	63-170	.371	42-63	.667	28	112	140	3.8	81	3	169	83	2	74	403	10.9
2012	3-3	59/19.7	14-30	.467	10-22	.455	2-4	.500	1	6	7	2.3	4	0	10	5	0	5	40	13.3
TOTAL	109-84	2732/25.1	325-810	.401	123-353	.348	166-244	.680	58	238	296	2.7	213	3	386	213	4	151	939	8.6

PLAYER GAME-BY-GAME STATISTICS

1 - CASHMERE WRIGHT • G • 6-0 • 178 • R-SR. • SAVANNAH, GA.

2011-12 (JUNIOR SEASON)

Opponent	Date	gs	min	Total		3-Pointers		Free throws		Rebounds				pf	a	lo	blk	stl	pts	avg				
				fg-fga	pct	3fg-fga	pct	ft-fia	pct	off	def	tot	avg											
ALABAMA STATE	11/13/11	*	25	4-7	.571	2-5	.400	0-0	.000	0	3	3	3	0	1	3	4	0	0	10	10.0			
JACKSONVILLE STATE	11/15/11	*	33	9-14	.643	2-3	.667	3-4	.750	0	6	6	4	5	3	4	0	2	23	16.5				
PRESBYTERIAN	11/19/11	*	37	1-8	.125	0-5	.000	0-0	.000	1	1	2	3	2	2	3	0	1	2	11.7				
NORTHWESTERN STATE	11/21/11	*	27	4-5	.800	1-2	.500	0-0	.000	1	2	3	3	5	1	2	5	0	1	9	11.0			
MARSHALL	11/25/11	*	37	2-10	.200	0-1	.000	3-4	.750	1	1	2	3	2	3	10	0	1	4	7	10.2			
MIAMI (OHIO)	11/29/11	*	35	4-8	.500	1-3	.333	0-1	.000	0	0	0	2	7	2	2	0	2	9	10.0				
at Georgia	12/02/11	*	33	2-6	.333	1-2	.500	0-0	.000	1	6	7	3	3	1	5	4	0	2	5	9.3			
at Xavier	12/10/11	*	30	1-8	.125	0-3	.000	2-2	1.000	1	4	5	3	5	2	2	0	0	4	8.6				
at Wright State	12/14/11	*	37	5-10	.500	2-7	.286	0-2	.000	0	4	4	3	6	2	8	3	0	0	12	9.0			
RADFORD	12/17/11	*	27	10-16	.625	4-9	.444	1-2	.500	0	5	5	3	7	1	6	0	0	2	25	10.6			
ARKANSAS-PINE BLUFF	12/21/11	*	26	6-12	.500	6-10	.600	2-2	1.000	0	3	3	3	6	1	5	0	0	1	20	11.5			
CHICAGO STATE	12/23/11	*	23	5-7	.714	4-5	.800	0-0	.000	0	3	3	3	6	1	7	1	0	1	14	11.7			
vs Oklahoma	12/29/11	*	34	3-14	.214	0-4	.000	2-3	.667	0	2	2	2	3	5	1	0	2	8	11.4				
at Pittsburgh	01/01/12	*	33	3-10	.300	1-5	.200	0-0	.000	1	0	1	3	3	1	7	1	0	4	7	11.1			
NOTRE DAME	01/04/12	*	27	4-9	.444	0-2	.000	1-3	.333	0	2	2	3	2	5	1	0	5	9	10.9				
ST. JOHNS	01/07/12	*	26	3-11	.273	2-6	.333	0-0	.000	3	1	4	3	2	0	2	0	0	8	10.8				
at Georgetown	01/09/12	*	26	0-6	.000	0-1	.000	2-2	1.000	0	3	3	3	2	4	3	0	1	2	10.2				
VILLANOVA	01/14/12	*	26	2-14	.143	2-6	.333	5-8	.625	0	6	6	3	4	5	2	0	6	11	10.3				
at Connecticut	01/18/12	*	39	5-6	.833	3-4	.750	0-0	.000	1	0	1	0	3	2	4	2	0	1	13	10.4			
at West Virginia	01/21/12	*	39	6-14	.429	3-5	.600	2-2	1.000	2	5	7	3	5	1	4	2	1	2	17	10.8			
SYRACUSE	01/23/12	*	32	6-13	.462	5-9	.556	0-0	.000	2	2	4	3	5	2	4	2	0	0	17	11.0			
at Rutgers	01/28/12	*	34	1-7	.143	1-2	.500	0-0	.000	1	3	4	3	5	4	6	2	0	1	3	10.7			
DEPAUL	02/04/12	*	26	4-13	.308	1-4	.250	2-2	1.000	0	2	2	3	4	3	4	0	0	3	11	10.7			
at St. John's	2/8/12	*	27	6-9	.667	0-2	.000	0-1	.000	3	7	10	3	7	1	3	4	0	4	12	10.8			
at Marquette	2/11/12	*	34	4-11	.364	1-4	.250	5-6	.833	1	2	3	2	5	4	0	2	14	10.9					
PROVIDENCE	2/15/12	*	29	3-6	.500	0-2	.000	3-7	.429	3	2	5	3	7	1	5	1	0	9	10.8				
SETON HALL	02/18/12	*	28	4-6	.667	3-4	.750	2-2	1.000	1	1	2	3	2	0	4	0	1	13	10.9				
LOUISVILLE	02/23/12	*	32	8-19	.421	6-13	.462	0-1	.000	2	3	5	3	7	2	5	1	0	1	22	11.3			
at USF	2/26/12	*	31	3-5	.600	1-2	.500	0-0	.000	0	3	3	3	7	2	3	1	0	1	7	11.1			
MARQUETTE	02/29/12	*	35	0-7	.000	0-5	.000	0-0	.000	0	3	3	3	7	4	2	0	2	0	10.8				
at Villanova	03/03/12	*	27	3-9	.333	1-5	.200	2-2	1.000	0	5	5	3	7	1	6	0	0	7	9	10.7			
vs GEORGETOWN	3/8/12	*	40	5-11	.455	0-3	.000	0-1	.000	1	2	3	3	7	1	4	1	0	5	10	10.7			
vs Syracuse	3/9/12	*	38	4-11	.364	3-9	.333	0-0	.000	0	5	5	3	7	5	8	5	0	1	11	10.7			
vs Louisville	3/10/12	*	30	7-12	.583	2-4	.500	0-0	.000	1	1	2	3	7	2	5	0	2	16	10.9				
vs Texas	3/16/12	*	26	4-8	.500	1-4	.250	2-2	1.000	0	6	6	3	7	3	5	1	0	1	11	10.9			
vs Florida State	3/18/12	*	33	2-10	.200	0-4	.000	1-2	.500	0	5	5	3	8	2	6	2	0	5	10.7				
vs Ohio State	3/22/12	*	34	6-12	.500	4-6	.667	2-2	1.000	1	3	4	3	8	3	3	3	0	0	18	10.9			
Totals			36	1156	149	364	409	63	170	371	42	63	667	28	112	140	38	81	169	83	2	74	403	10.9

2010-11 (SOPHOMORE SEASON)

Opponent	Date	gs	min	Total		3-Pointers		Free throws		Rebounds				pf	a	lo	blk	stl	pts	avg	
				fg-fga	pct	3fg-fga	pct	ft-fia	pct	off	def	tot	avg								
MOUNT ST. MARY'S	11/15/10	*	22	1-4	.250	0-1	.000	1-6	.167	0	2	2	2	0	1	4	5	0	3	3	3.0
IPFW	11/20/10	*	31	3-7	.429	0-3	.000	2-5	.400	0	1	1	1	5	3	4	2	0	4	8	5.5
FLORIDA A&M	11/22/10	*	31	5-12	.417	4-8	.500	4-5	.800	0	4	4	2	3	1	8	0	0	2	18	9.7
SAVANNAH STATE	11/24/10	*	33	3-7	.429	1-2	.500	4-4	1.000	0	3	3	2	5	2	3	4	0	1	11	10.0
vs Dayton	11/27/10	*	20	2-5	.400	0-2	.000	2-2	1.000	0	3	3	2	6	0	5	1	0	1	6	9.2
WRIGHT STATE	12/01/10	*	21	4-7	.571	0-1	.000	2-2	1.000	0	1	1	2	3	0	3	0	0	1	10	9.3
at TOLEDO	12/04/10	*	17	4-6	.667	0-0	.000	2-2	1.000	0	1	1	2	1	0	4	2	0	1	10	9.4
UTAH VALLEY	12/11/10	*	26	5-10	.500	5-9	.556	0-0	.000	0	4	4	2	4	3	2	0	0	4	15	10.1
GEORGIA SOUTHERN	12/14/10	*	19	3-4	.750	1-1	1.000	2-2	1.000	0	3	3	2	4	2	7	2	0	1	9	10.0
at Oklahoma	12/18/10	*	26	3-7	.429	2-3	.667	4-4	1.000	1	2	3	2	5	3	2	3	0	0	12	10.2
at Miami	12/21/10	*	32	5-8	.625	1-2	.500	1-2	.500	0	2	2	2	5	2	3	3	2	3	12	10.4
ST. FRANCIS (PA.)	12/23/10	*	3	2-2	1.000	1-1	1.000	1-2	.500	0	0	0	2	3	0	1	0	0	3	6	10.0
DEPAUL UNIVERSITY	12/28/10	*	16	2-8	.250	0-3	.000	0-0	.000	1	1	2	2	2	4	0	0	1	4	9.5	
SETON HALL	12/31/10	*	21	1-6	.167	0-3	.000	4-4	1.000	0	3	3	2	3	1	4	1	0	2	6	9.3
XAVIER UNIVERSITY	01/06/11	*	27	1-5	.200	0-1	.000	8-8	1.000	0	2	2	3	3	4	2	0	1	10	9.3	
at Villanova	01/09/11	*	22	0-3	.000	0-1	.000	7-10	.700	0	1	1	2	2	2	0	3	0	0	7	9.2
USF	01/12/11	*	30	1-7	.143	1-4	.250	8-10	.800	0	3	3	2	2	4	5	1	0	0	11	9.3
at Syracuse	1/15/11	*	24	2-5	.400	2-4	.500	0-0	.000	1	0	1	2	2	2	4	1	0	1	6	9.1
at Notre Dame	1-19-11	*	23	3-7	.429	1-3	.333	0-0	.000	0	3	3	2	2	3	6	1	0	0	7	9.0
at St. John's	01/22/11	*	33	4-6	.667	2-3	.667	0-0	.000	2	1	3	2	3	4	8	0	0	10	9.1	
RUTGERS	01/26/11	*	26	0-0	.000	0-0	.000	2-4	.500	0	0	0	2	1	1	4	2	0	1	2	8.7
WEST VIRGINIA	01/29/11	*	17	9-13	.692	4-6	.667	2-4	.500	1	2	3	2	2	4	1	2	0	1	24	9.4
at PITT	02/05/11	*	26	1-6	.167	0-1	.000	4-6	.667	0	4	4	2	3	3	4	0	1	6	9.3	
at DePaul University	02-08-11	*	28	4-7	.571	1-1	1.000	1-1	1.000	0	2	2	3	0	5	2	0	1	10	9.3	
ST. JOHNS	02/13/11	*	31	2-5	.400	1-3	.333	0-0	.000	0	1	1									



TITUS RUBLES

JR.-TR. • F • 6-7 • 207
DALLAS, TEXAS
BLINN COLLEGE (TEXAS)

2

Pronunciation: Titus ROO-bulls

Noting Rubles: Since joining the Bearcats this summer has changed his body composition dropping three percent of his body fat - the biggest change of any player on the team .. has a standing reach of 8-7 and 6-10 wingspan.

2012-13 Season (Junior): Produced career-high four steals and scored six points with three rebounds vs. N.C. A&T (11/18) ... posted eight points to go with seven rebounds, five assists and two blocks against Miss. Valley St. (11/13) ... scored eight points and grabbed seven rebounds to go with four assists in 16 minutes during his UC debut against UT Martin (11/11).

Prior to Cincinnati: Considered by JucoJunction.com to be the No. 2 prospect in the country in the junior college ranks ... Attended Blinn College, a community college in Brenham, Texas, for the 2011-12 campaign ... earned NJCAA All-America honorable mention honors after averaging 14.5 points and a team-high 9.8 rebounds during the 2011-12 season ... shot 50 percent from the field, 72 percent from the free-throw line and swiped 51 steals ... tabbed a First Team All-Region XIV selection and all-conference honoree while leading the Buccaneers to a 27-7 record and the school's first appearance in the Region XIV Tournament title game - one game shy of competing in the NJCAA National Championship ... named a Region XIV All-Tournament first team selection after averaging 11.5 points and a tournament-best 12.3 rebounds during the tournament ... attended Independence Community College in Independence, Kan., during the 2010-11 season ... earned freshman of the year, first team All-Jayhawk Conference honors and first team all-region accolades while averaging 20.3 points and 12.3 rebounds ... prior to his stay at Independence, attended God's Academy in Grand Prairie, Texas for the 2008-09 and 2009-10 seasons ... became the all-time leading rebounder, grabbing more than 600 boards ... averaged 16.8 points, 13.6 rebounds and 4.7 blocks during the 2009-10 season.

Personal: Titus Ocean Rubles ... born Aug. 9, 1991 in Dallas, Texas ... son of Barbara Rubles and Hosie Perkins ... has four brothers: Calvin, Sidney, Darius and Nunu and one sister: Ashley ... majoring in criminal justice.

RUBLES' SEASON & CAREER HIGHS

2012-13 Season			Career		
8, 2x (last vs. MVSU, 11/13/12)	Pts	8, 2x (last vs. MVSU, 11/13/12)			
6, 2x (last vs. MVSU, 11/13/12)	FG Atts	6, 2x (last vs. MVSU, 11/13/12)			
3, 2x (last vs. MVSU, 11/13/12)	FG Made	3, 2x (last vs. MVSU, 11/13/12)			
2 vs. MVSU, 11/13/12	3PT-FG Atts	2 vs. MVSU, 11/13/12			
1 vs. MVSU, 11/13/12	3PT-FG Made	1 vs. MVSU, 11/13/12			
7, 2x (last vs. MVSU, 11/13/12)	Rebs	7, 2x (last vs. MVSU, 11/13/12)			
5 vs. MVSU, 11/13/12	Assts	5 vs. MVSU, 11/13/12			
4 N.C. A&T, 11/18/12	Stls	0			
2 vs. MVSU, 11/13/12	Blks	2 vs. MVSU, 11/13/12			
20 vs. MVSU, 11/13/12	Mins	20 vs. MVSU, 11/13/12			

RUBLES' MISCELLANEOUS STATISTICS

Category	2012-13	Career
Double-Figure Scoring Games	0	0
Double-Figure Rebounding Games	0	0
Double-Double Games	0	0
20-Point Scoring Games	0	0
Games Led UC in Scoring	0	0
Games Led UC in Rebounding	0	0
Games Led UC in Assists	1	1
Games With 3+ Assists	2	2
Games With 3+ Blocks	0	0
Games With 3+ Steals	1	1
Games With 3+ Three-Pointers	0	0


GAME-BY-GAME STATISTICS

2012-13 (JUNIOR SEASON)

Opponent	Date	gs	min	Total		3-Pointers		Free throws		Rebounds			pf	a	to	blk	stl	pts	avg	
				fg-fga	pct	3fg-fga	pct	ft-fa	pct	off	def	tot								avg
UT MARTIN	11/11/12	16	3-6	500	0-1	000	2-4	.500	3	4	7	7.0	1	4	3	0	0	8	8.0	
MISS. VALLEY ST.	11/13/12	20	3-6	500	1-2	500	1-3	.333	0	7	7	7.0	0	5	0	2	0	8	8.0	
NORTH CAROLINA A&T	11/18/12	18	2-5	400	0-1	000	2-4	.500	0	3	3	5.7	3	2	1	0	4	6	7.3	
Totals		0	54	8-17	.471	1-4	.250	5-11	.455	3	14	17	5.7	4	11	4	2	4	22	7.3

RUBLES' CAREER STATISTICS - ALL GAMES

Season	gp-gs	min/avg	Total		3-Point		F-Throws		Rebounds				Scoring							
			fg-fga	pct	fg-fga	pct	ft-fa	pct	off	def	tot	avg	pf	fo	ast	to	blk	stl	pts	avg
2012	3-0	54/18.0	8-17	.471	1-4	.250	5-11	.455	3	14	17	5.7	4	0	11	4	2	4	22	7.3
TOTAL	3-0	54/18.0	8-17	.471	1-4	.250	5-11	.455	3	14	17	5.7	4	0	11	4	2	4	22	7.3



SHAQUILLE THOMAS

R-FR. • F • 6-7 • 187
 PATERSON, N.J.
 NIA PREP SCHOOL

3

Noting Thomas: Has gained 15 pounds since the summer and increased his no-step vertical by four inches ... nephew of long-time NBA veteran Tim Thomas ... his sister Essence Carson is a forward/guard for the WNBA's New York Liberty ... has a standing reach of 8-9.

2012-13 Season (R-Freshman): Tallied six points, four rebounds and three assists vs. N.C. AGT (11/18) ... totaled six points with four rebounds to go with two assists in 11 minutes against Miss. Valley St. (11/13) ... scored three points to go with a rebound in his UC debut against UT Martin (11/11).

2011-12 Season: Redshirted.

Prior to Cincinnati: Played two seasons at NIA Prep in Newark, N.J., averaging 28 points and eight assists in 2010-2011 ... tabbed a four-star prospect by Rivals.com and Scout.com ... listed as the 81st-best player overall nationally by Rivals.com ... tabbed the 20th-best small forward in the country by Scout.com ... chose to attend Cincinnati over Syracuse, Boston College and Xavier.

Personal: Shaquille Jamar Thomas ... born March 25, 1992 in Paterson, N.J. ... son of Amanda Thomas and Joseph Carson ... has a brother, Isaiah, and sister, Essence Carson ... majoring in criminal justice.

THOMAS' SEASON & CAREER HIGHS

2012-13 Season		Career
6, 2x (last N.C. AGT, 11/18/12)	Pts	6, 2x (last N.C. AGT, 11/18/12)
4 vs. UT Martin, 11/11/12	FG Atts	4 vs. UT Martin, 11/11/12
3, 2x (last N.C. AGT, 11/18/12)	FG Made	3, 2x (last N.C. AGT, 11/18/12)
1 vs. N.C. AGT, 11/18/12	3PT-FG Atts	1 vs. N.C. AGT, 11/18/12
0	3PT-FG Made	0
4, 2x (last N.C. AGT, 11/18/12)	Rebs	4, 2x (last N.C. AGT, 11/18/12)
3 vs. N.C. AGT, 11/18/12	Assts	3 vs. N.C. AGT, 11/18/12
0	Stls	0
0	Blks	0
20 vs. N.C. AGT, 11/18/12	Mins	20 vs. N.C. AGT, 11/18/12

THOMAS' MISCELLANEOUS STATISTICS

Category	2012-13	Career
Double-Figure Scoring Games	0	0
Double-Figure Rebounding Games	0	0
Double-Double Games	0	0
20-Point Scoring Games	0	0
Games Led UC in Scoring	0	0
Games Led UC in Rebounding	0	0
Games Led UC in Assists	0	0
Games With 3+ Assists	1	1
Games With 3+ Blocks	0	0
Games With 3+ Steals	0	0
Games With 3+ Three-Pointers	0	0

GAME-BY-GAME STATISTICS

2012-13 (FRESHMAN SEASON)

Opponent	Date	gs	min	Total		3-Pointers		Free throws		Rebounds					pts	avg			
				fg-fga	pct	3fg-fga	pct	ft-fga	pct	off	def	tot	avg	pf			a	to	blk
UT MARTIN	11/11/12	12	1-4	25.0	0-0	.000	1-2	.500	0	1	1	1.0	1	0	1	0	3	3.0	
MISS. VALLEY ST.	11/13/12	11	3-3	1,000	0-0	.000	0-0	.000	2	2	4	2.5	0	2	2	0	6	4.5	
NORTH CAROLINA A&T	11/18/12	20	3-8	.375	0-1	.000	0-0	.000	1	3	4	3.0	1	3	2	0	6	5.0	
Totals		0	43	7-15	.467	0-1	.000	1-2	.500	3	6	9	3.0	2	5	5	0	15	5.0

THOMAS' CAREER STATISTICS - ALL GAMES

Season	gp-gs	min/avg	Total		3-Point		F-Throws		Rebounds				Scoring							
			fg-fga	pct	fg-fga	pct	ft-fga	pct	off	def	tot	avg	pf	fo	ast	to	blk	stl	pts	avg
2012	3-0	43/14.3	7-15	.467	0-1	.000	1-2	.500	3	6	9	3.0	2	0	5	5	0	0	15	5.0
TOTAL	3-0	43/14.3	7-15	.467	0-1	.000	1-2	.500	3	6	9	3.0	2	0	5	5	0	0	15	5.0



JUSTIN JACKSON

JR. • F • 6-8 • 213
 COCOA BEACH, FLA.
 ARLINGTON COUNTRY DAY

5

Noting Jackson: Has only six percent body fat ... owns a standing reach of 8-11.

2012-13 Season (Junior): Totaled six points, seven boards, three assists and a career-high-tying three steals vs. N.C. AGT (11/18) ... grabbed a game-high eight rebounds to go with five points againsts Miss. Valley St. (11/13) ... scored seven points and grabbed a career-high 11 rebounds in the season opener against UT Martin (11/11).

2011-12 Season (Sophomore): Played in 37 games with 20 starts, averaging 21.1 minutes ... led UC with 61 blocks and ranked fifth in the BIG EAST, averaging 1.7 blocks per game ... recorded a career-high seven blocks against Marquette (2/29) ... rejected at least three shots in 10 games during the season ... shot 52.0 percent from the field (77-of-148) ... scored in double figures in four games ... led UC in rebounding in five games ... handed out three or more assists in six games ... tallied eight points, six rebounds and four blocks against Ohio State (3/22) in the NCAA tournament east region semifinal ... recorded six blocks and three rebounds vs. Louisville (3/10) ... tallied eight points, seven rebounds, two steals and a block at USF (2/26) ... handed out a career-high four assists against Seton Hall (2/18) ... posted 10 points on 4-of-8 shooting with a league season-high eight rebounds in 16 minutes at Marquette (2/11) ... scored a career-high 14 points on 5-of-5 shooting to go with two blocks and two steals against DePaul (2/4) ... netted 11 points vs. Chicago State (12/23) ... scored 11 points with eight rebounds and three blocks at Wright State (12/14).

Personal: Full name is Justin LeShayne Jackson ... born Oct. 13, 1990 ... son of Shannan and Larry Jackson ... has two brothers, LaTray Green and Corbin Jackson, and a sister, Shaulya Murray ... majoring in criminal justice.

JACKSON'S SEASON & CAREER HIGHS

2012-13 Season			Career
7 vs. UT Martin, 11/11/12	Pts		14 vs. DePaul, 2/4/12
6, 2x (last vs. N.C. AGT, 11/18/12)	FG Atts		6, 2x (last vs. N.C. AGT, 11/18/12)
3, 2x (last vs. N.C. AGT, 11/18/12)	FG Made		3, 3x (last vs. N.C. AGT, 11/18/12)
1 vs. UT Martin, 11/11/12	3PT-FG Atts		2, 2x (last vs. Notre Dame, 1/4/12)
0	3PT-FG Made		1 vs. St. Francis, 12/23/10
11 vs. UT Martin, 11/11/12	Rebs		11 vs. UT Martin, 11/11/12
3 vs. N.C. AGT, 11/18/12	Assts		4, vs. Seton Hall, 2/18/12
3 vs. N.C. AGT, 11/18/12	Stls		3, 3x (last vs. N.C. AGT, 11/18/12)
1 vs. UT Martin, 11/11/12	Blks		7 vs. Marquette, 2/29/12
24 vs. UT Martin, 11/11/12	Mins		35 vs. Miami (Ohio), 11/29/11

JACKSON'S MISCELLANEOUS STATISTICS

Category	2012-13	Career
Double-Figure Scoring Games	0	4
Double-Figure Rebounding Games	1	1
Double-Double Games	0	0
20-Point Scoring Games	0	0
Games Led UC in Scoring	0	0
Games Led UC in Rebounding	3	9
Games Led UC in Assists	0	2
Games With 3+ Assists	1	8
Games With 3+ Blocks	0	10
Games With 3+ Steals	1	5
Games With 3+ Three-Pointers	0	0

GAME-BY-GAME STATISTICS

2012-13 (JUNIOR SEASON)

Opponent	Date	gs	min	Total		3-Pointers		Free throws		Rebounds					pts	avg					
				fg-fga	pct	3fg-fga	pct	ft-fa	pct	off	def	tot	avg	pf			a	to	blk	stl	
UT MARTIN	11/11/12	*	24	3-6	.500	0-1	.000	1-4	.250	3	8	11	11.0	2	2	5	1	2	7	7.0	
MISS. VALLEY ST.	11/13/12	*	15	2-3	.667	0-0	.000	1-2	.500	1	7	8	9.5	4	0	3	0	0	5	6.0	
NORTH CAROLINA A&T	11/18/12	*	16	3-6	.500	0-0	.000	0-0	.000	4	3	7	8.7	1	3	2	0	3	6	6.0	
Totals			3	55	8-15	.533	0-1	.000	2-6	.333	8	18	26	8.7	7	5	10	1	5	18	6.0

JACKSON'S CAREER STATISTICS - ALL GAMES

Season	gp-gs	min/avg	Total		3-Point		F-Throws		Rebounds				Scoring							
			fg-fga	pct	fg-fga	pct	ft-fa	pct	off	def	tot	avg	pf	fo	ast	to	blk	stl	pts	avg
2010	35-0	452/12.9	39-74	.527	1-3	.333	10-33	.303	30	58	88	2.5	71	2	24	36	18	26	89	2.5
2011	37-20	780/21.1	77-148	.520	0-7	.000	34-65	.523	72	84	156	4.2	116	7	39	55	61	33	188	5.1
2012	3-3	55/18.3	8-15	.533	0-1	.000	2-6	.333	8	18	26	8.7	7	0	5	10	1	5	18	6.0
TOTAL	75-23	1287/17.2	124-237	.523	1-11	.091	46-104	.442	110	160	270	3.6	194	9	68	101	80	64	295	3.9

PLAYER GAME-BY-GAME STATISTICS


5 - JUSTIN JACKSON • F • 6-8 • 213 • JR. • COCOA BEACH, FLA.

2011-12 (SOPHOMORE SEASON)

Opponent	Date	gs	min	Total		3-Pointers		Free throws		Rebounds			pf	a	t/o	blk	stl	pts	avg	
				fg	fga	pct	3fg	3fga	pct	ft	fta	pct								off
ALABAMA STATE	11/13/11	29	2-3	.667	0-1	.000	0-0	.000	0	7	7	7.0	0	3	1	3	3	4	4.0	
JACKSONVILLE STATE	11/15/11	29	2-3	.667	0-0	.000	3-5	.600	5	4	9	8.0	5	3	2	3	2	7	5.5	
PRESBYTERIAN	11/19/11	31	4-8	.500	0-0	.000	1-2	.500	5	4	9	8.3	5	1	3	2	3	9	6.7	
NORTHWESTERN STATE	11/21/11	25	1-5	.200	0-1	.000	1-4	.250	1	6	7	8.0	1	1	1	3	1	3	5.8	
MARSHALL	11/25/11	33	4-5	.800	0-0	.000	0-0	.000	3	3	6	7.6	3	1	3	1	2	8	6.2	
MIAMI (OHIO)	11/29/11	35	1-4	.250	0-0	.000	0-1	.000	0	3	3	6.8	1	0	1	0	1	2	5.5	
at Georgia	12/02/11	18	0-2	.000	0-1	.000	0-0	.000	0	2	2	6.1	5	0	1	2	0	0	4.7	
at Xavier	12/10/11	12	0-0	.000	0-0	.000	0-0	.000	0	2	2	5.6	3	0	1	0	0	0	4.1	
at Wright State	12/14/11	20	4-5	.800	0-0	.000	3-6	.500	4	4	8	5.9	5	1	2	3	0	11	4.9	
RADFORD	12/17/11	21	2-3	.667	0-0	.000	2-4	.500	0	2	2	5.5	2	0	0	4	0	6	5.0	
ARKANSAS-PINE BLUFF	12/21/11	15	2-3	.667	0-0	.000	0-1	.000	4	4	8	5.7	3	1	2	0	2	4	4.9	
CHICAGO STATE	12/23/11	18	4-4	1.000	0-0	.000	3-3	1.000	1	2	3	5.5	1	2	3	2	0	11	5.4	
vs Oklahoma	12/29/11	13	1-3	.333	0-0	.000	0-0	.000	1	1	2	5.2	5	0	1	0	0	2	5.2	
at Pittsburg	01/01/12	32	3-9	.333	0-1	.000	0-0	.000	3	4	7	5.4	4	1	3	3	2	6	5.2	
NOTRE DAME	01/04/12	23	1-4	.250	0-2	.000	3-4	.750	2	5	7	5.5	2	0	1	0	0	5	5.2	
ST. JOHN'S	01/07/12	21	2-3	.667	0-0	.000	0-0	.000	1	0	1	5.2	4	2	1	1	1	4	5.1	
at Georgetown	01/09/12	26	2-3	.667	0-1	.000	3-4	.750	0	0	0	4.9	4	0	1	0	1	7	5.2	
VILLANOVA	01/14/12	26	4-6	.667	0-0	.000	0-0	.000	1	2	3	4.8	4	3	0	2	2	8	5.4	
at Connecticut	1/18/12	19	0-1	.000	0-0	.000	0-0	.000	3	1	4	4.7	4	1	0	1	1	0	5.1	
at West Virginia	1/21/12	25	3-5	.600	0-0	.000	0-0	.000	2	1	3	4.7	4	3	0	0	0	6	5.2	
SYRACUSE	01/23/12	27	2-7	.286	0-0	.000	0-0	.000	2	0	2	4.5	2	3	4	1	1	4	5.1	
at Rutgers	01/28/12	17	0-3	.000	0-0	.000	0-2	.000	1	2	3	4.5	4	2	2	2	0	0	4.9	
DEPAUL	02/04/12	23	5-5	1.000	0-0	.000	4-8	.500	2	2	4	4.4	2	1	0	2	2	14	5.3	
at St. John's	2/8/12	6	1-3	.333	0-0	.000	1-2	.500	1	0	1	4.3	0	0	0	1	0	3	5.2	
at Marquette	2/11/12	16	4-8	.500	0-0	.000	2-2	1.000	5	3	8	4.4	4	0	4	1	1	10	5.4	
PROVIDENCE	2/15/12	12	4-4	1.000	0-0	.000	0-0	.000	3	1	4	4.4	2	1	0	0	0	8	5.5	
SETON HALL	02/18/12	18	1-4	.250	0-0	.000	0-0	.000	1	1	2	4.3	3	4	2	0	0	2	5.3	
LOUISVILLE	02/23/12	20	0-2	.000	0-0	.000	2-4	.500	2	4	6	4.4	3	0	0	1	1	2	5.2	
at USF	2/26/12	26	3-6	.500	0-0	.000	2-2	1.000	4	3	7	4.5	3	0	2	1	2	8	5.3	
MARQUETTE	02/29/12	13	3-3	1.000	0-0	.000	0-0	.000	2	2	4	4.5	2	0	0	7	1	6	5.3	
at Villanova	03/03/12	17	3-6	.500	0-0	.000	0-1	.000	1	0	1	4.4	5	0	2	0	0	6	5.4	
vs GEORGETOWN	3/8/12	21	1-3	.333	0-0	.000	3-4	.750	3	0	3	4.3	1	2	3	1	0	5	5.3	
vs Syracuse	3/9/12	16	2-4	.500	0-0	.000	0-2	.000	4	0	4	4.3	4	2	2	3	0	4	5.3	
vs Louisville	3/10/12	28	0-2	.000	0-0	.000	0-0	.000	0	4	4	4.3	3	0	2	6	1	0	5.1	
vs Texas	3/16/12	14	1-3	.333	0-0	.000	0-2	.000	2	2	4	4.3	4	0	0	0	0	2	5.1	
vs Florida State	3/18/12	15	1-1	1.000	0-0	.000	1-2	.500	0	0	0	4.2	4	1	1	2	1	3	5.0	
vs Ohio State	3/22/12	20	4-5	.800	0-0	.000	0-0	.000	3	3	6	4.2	5	0	4	4	0	8	5.1	
Totals		20	780	77-148	.520	0-7	.000	34-65	.523	72	84	156	4.2	116	39	55	61	33	188	5.1

2010-11 (FRESHMAN SEASON)

Opponent	Date	gs	min	Total		3-Pointers		Free throws		Rebounds			pf	a	t/o	blk	stl	pts	avg	
				fg	fga	pct	3fg	3fga	pct	ft	fta	pct								off
MOUNT ST. MARY'S	11/15/10	26	0-3	.000	0-1	.000	0-0	.000	1	3	4	4.0	3	2	0	2	3	0	0.0	
IPFW	11/20/10	8	0-0	.000	0-0	.000	1-2	.500	0	1	1	2.5	0	0	0	0	0	1	0.5	
FLORIDA A&M	11/22/10	10	0-1	.000	0-0	.000	1-2	.500	0	2	2	2.3	4	1	1	0	0	1	0.7	
SAVANNAH STATE	11/24/10	3	0-1	.000	0-0	.000	0-0	.000	0	1	1	2.0	0	0	1	0	0	0	0.5	
vs Dayton	11/27/10	18	2-2	1.000	0-0	.000	1-5	.200	3	4	7	3.0	3	1	1	2	1	5	1.4	
WRIGHT STATE	12/01/10	14	1-2	.500	0-0	.000	0-0	.000	2	1	3	3.0	3	2	0	1	2	2	1.5	
at TOLEDO	12/04/10	11	0-0	.000	0-0	.000	2-4	.500	0	0	0	2.6	3	0	1	0	2	2	1.6	
UTAH VALLEY	12/11/10	10	1-1	1.000	0-0	.000	0-0	.000	0	4	4	2.8	3	0	2	1	0	2	1.6	
GEORGIA SOUTHERN	12/14/10	17	2-3	.667	0-0	.000	0-1	.000	2	3	5	3.0	1	3	0	0	0	4	1.9	
at Oklahoma	12/18/10	6	1-1	1.000	0-0	.000	0-1	.000	0	1	1	2.8	1	0	1	0	0	2	1.9	
at Miami	12/21/10	7	1-1	1.000	0-0	.000	0-0	.000	0	1	1	2.6	2	0	0	0	0	2	1.9	
ST. FRANCIS (PA.)	12/23/10	15	3-5	.600	1-2	.500	0-0	.000	2	2	4	2.8	2	1	3	1	1	7	2.3	
DEPAUL UNIVERSITY	12/28/10	8	0-2	.000	0-0	.000	0-0	.000	0	1	1	2.6	3	1	0	0	0	0	2.2	
SETON HALL	12/31/10	2	0-0	.000	0-0	.000	0-0	.000	0	1	1	2.5	1	0	0	0	0	0	2.0	
XAVIER UNIVERSITY	01/06/11	2	0-0	.000	0-0	.000	0-0	.000	0	0	0	2.3	1	0	0	0	0	0	1.9	
at Villanova	01/09/11	22	1-1	1.000	0-0	.000	1-2	.500	1	2	3	2.4	1	0	1	1	2	3	1.9	
USF	01/12/11	10	1-1	1.000	0-0	.000	1-2	.500	0	0	0	2.2	1	1	2	1	2	3	2.0	
at Syracuse	1/15/11	12	1-4	.250	0-0	.000	0-0	.000	1	1	2	2.2	1	1	0	0	0	2	2.0	
at Notre Dame	1-19-11	10	0-0	.000	0-0	.000	0-0	.000	1	1	2	2.2	4	0	0	0	0	1	1.9	
at St. John's	01/22/11	29	4-6	.667	0-0	.000	0-0	.000	1	5	6	2.4	4	1	2	1	2	8	2.2	
RUTGERS	01/26/11	11	1-1	1.000	0-0	.000	0-0	.000	0	0	0	2.3	1	0	1	0	0	2	2.2	
WEST VIRGINIA	01/29/11	12	0-0	.000	0-0	.000	0-0	.000	0	0	0	2.2	5	0	0	1	0	0	2.1	
at PITT	02/05/11	17	4-6	.667	0-0	.000	0-1	.000	4	2	6	2.3	5	2	4	1	2	8	2.3	
at DePaul University	02-08-11	2	0-0	.000	0-0	.000	0-0	.000	0	0	0	2.3	1	0	1	0	0	0	2.3	
ST. JOHN'S	02/13/11	27	1-3	.333	0-0	.000	0-1	.000	3	3	6	2.4	0	1	1	1	3	2	2.2	
LOUISVILLE	02/16/11	20	1-2	.500	0-0	.000	1-3	.333	1	3	4	2.5	0	3	1	0	1	3	2.3	
at Providence College	2/19/11	15	2-3	.667	0-0	.000	1-2	.500	0	4	4	2.5	1	0	0	1	1	5	2.4	
at Georgetown	02/23/11	29	3-9	.333	0-0	.000	0-1	.000	2	4	6	2.6	3	2	1	2	1	6	2.5	
CONNECTICUT	02/27/11	19	2-2	1.000	0-0	.000	0-0	.000	1	3	4	2.7	2	2	6	2	0	4	2.6	
at Marquette	3/2/11	10	2-5	.400	0-0	.000	0-0	.000	2	0	2	2.7	2	0	1	0	2	4	2.6	
GEORGETOWN	03/05/11	7	0-0	.000	0-0	.000	1-2	.500	0	1	1	2.6	2	0	0	0	0	1	2.5	
vs USF	3/9/2011	7	1-2	.500	0-0	.000	0-0	.000	1	0	1	2.6	3	0	1	0	0	2	2.5	
vs Notre Dame	03/10/11	14	2-4	.500	0-0	.000	0-4	.000	1	1	2	2.5	2	0	2	0	1	4	2.6	
vs Missouri	03/17/11	12	2-3	.667	0-0	.000	0-0	.000	1	3	4	2.6	0	0	1	0	0	4	2.6	
vs Connecticut	03/19/11	10	0-0	.000	0-0	.000	0-0	.000	0	0	0	2.5	3	0	1	0	0	0	2.5	
Totals		0	452	39-74	.527	1-3	.333	10-33	.303	30	58	88	2.5	71	24	36	18	26	89	2.5



ALEX EPPENSTEINER

SR • G • 6-4 • 190
 CINCINNATI, OHIO
 ELDER

10

2012-13 Season (Senior): Totaled one point, one rebound, an assist and a steal in one minute of play vs. N.C. A&T (11/18) ... Handed out an assist in three minutes of play vs. Miss. Valley St.(11/13) ... saw one minute of play against UT Martin in the season opener, recording one steal.

2011-12 Season (Junior): Played in eight games without a start, averaging 2.1 minutes ... made his first career three-pointer and finished with three points in three minutes against Chicago State (12/23) ... tallied two points with an assist while grabbing his first career rebound in four minutes against Arkansas-Pine Bluff (12/21) ... posted two points with a rebound and one assist in four minutes against Radford (12/17) ... made a free throw against St. John's (2/8).

Personal: Full name is Alex Joseph Eppensteiner ... born Dec. 26, 1990 ... son of Janis and John Eppensteiner ... has two brothers, John and Ross, and one sister, Rose ... majoring in business.

EPPENSTEINER'S SEASON & CAREER HIGHS

2012-13 Season	Career
1 vs. N.C. A&T, 11/18/12	Pts 3 vs. Chicago State, 12/23/11
1 vs. UT Martin, 11/11/12	FG Atts 3 vs. Chicago State, 12/23/11
0	FG Made 1, 2x (last vs. Chicago State, 12/23/11)
1 vs. UT Martin, 11/11/12	3PT-FG Atts 2 vs. Chicago State, 12/23/11
0	3PT-FG Made 1 vs. Chicago State, 12/23/11
1 vs. N.C. A&T, 11/18/12	Rebs 1, 2x (last vs. N.C. A&T, 11/18/12)
1, 2x (last vs. N.C. A&T, 11/18/12)	Assts 2 vs. Texas Southern, 12/1/09
1, 2x (last vs. N.C. A&T, 11/18/12)	Stls 1, 2x (last vs. UT Martin, 11/11/12)
0	Blks 0
3 vs. MVSU, 11/13/12	Mins 5 vs. Texas Southern, 12/1/09

EPPENSTEINER'S MISCELLANEOUS STATISTICS

Category	2012-13	Career
Double-Figure Scoring Games	0	0
Double-Figure Rebounding Games	0	0
Double-Double Games	0	0
20-Point Scoring Games	0	0
Games Led UC in Scoring	0	0
Games Led UC in Rebounding	0	0
Games Led UC in Assists	0	0
Games With 3+ Assists	0	0
Games With 3+ Blocks	0	0
Games With 3+ Steals	0	0
Games With 3+ Three-Pointers	0	0

GAME-BY-GAME STATISTICS

2012-13 (SENIOR SEASON)

Opponent	Date	gs	min	Total fg-fga	pct	3fg-fga	pct	ft-fa	pct	Rebounds off	def	tot	avg	pf	a	to	blk	stl	pts	avg
UT MARTIN	11/11/12	1	0-1	.000	0-1	.000	0-0	.000	0-0	0	0	0	0.0	0	0	0	0	0	0	0.0
MISS. VALLEY ST.	11/13/12	3	0-0	.000	0-0	.000	0-0	.000	0	0	0	0	0.0	0	1	0	0	0	0	0.0
NORTH CAROLINA A&T	11/18/12	1	0-0	.000	0-0	.000	1-2	.500	0	1	1	0.3	0	1	0	0	1	1	0.3	
Totals		0	5	0-1	.000	0-1	.000	1-2	.500	0	1	1	0.3	0	2	0	2	1	0.3	

2011-12 (JUNIOR SEASON)

Opponent	Date	gs	min	Total fg-fga	pct	3fg-fga	pct	ft-fa	pct	Rebounds off	def	tot	avg	pf	a	to	blk	stl	pts	avg
ALABAMA STATE	11/13/11	2	0-0	.000	0-0	.000	0-0	.000	0	0	0	0	0.0	0	0	0	0	0	0	0.0
NORTHWESTERN STATE	11/21/11	0	0-0	.000	0-0	.000	0-0	.000	0	0	0	0	0.0	0	0	0	0	0	0	0.0
at Wright State	12/14/11	1	0-0	.000	0-0	.000	0-0	.000	0	0	0	0	0.0	0	0	0	0	0	0	0.0
RADFORD	12/17/11	4	0-0	.000	0-0	.000	0-0	.000	0	0	0	0	0.0	2	1	0	0	0	0	0.0
ARKANSAS-PINE BLUFF	12/21/11	4	1-1	1.000	0-0	.000	0-0	.000	0	1	1	0.2	2	1	0	0	0	0	2	0.4
CHICAGO STATE	12/23/11	3	1-3	.333	1-2	.500	0-0	.000	0	0	0	0	0.0	0	0	0	0	0	3	0.8
at St. John's	2/8/12	2	0-0	.000	0-0	.000	1-2	.500	0	1	1	0.3	0	1	0	0	1	0	1	0.9
at Marquette	2/11/12	1	0-0	.000	0-0	.000	0-0	.000	0	0	0	0.3	0	0	0	0	0	0	0.8	
Totals		0	17	2-4	.500	1-2	.500	1-2	.500	0	2	2	0.3	4	2	2	0	0	6	0.8

2010-11 (SOPHOMORE SEASON)

Opponent	Date	gs	min	Total fg-fga	pct	3fg-fga	pct	ft-fa	pct	Rebounds off	def	tot	avg	pf	a	to	blk	stl	pts	avg
vs Dayton	11/27/10	1	0-0	.000	0-0	.000	0-0	.000	0	0	0	0	0.0	0	0	0	0	0	0	0.0
at TOLEDO	12/04/10	1	0-0	.000	0-0	.000	0-0	.000	0	0	0	0	0.0	0	0	0	0	0	0	0.0
GEORGIA SOUTHERN	12/14/10	3	0-1	.000	0-0	.000	2-2	1.000	0	0	0	0	0.0	0	0	0	0	0	2	0.7
ST. FRANCIS (PA.)	12/23/10	2	0-0	.000	0-0	.000	0-0	.000	0	0	0	0	0.0	0	0	0	0	1	0	0.5
GEORGETOWN	03/05/11	1	1-1	1.000	0-0	.000	0-0	.000	0	0	0	0	0.0	0	0	0	0	0	2	0.8
vs USF	3/9/2011	1	0-0	.000	0-0	.000	0-0	.000	0	0	0	0	0.0	0	0	0	0	0	0	0.7
vs Missouri	03/17/11	1	0-0	.000	0-0	.000	0-0	.000	0	0	0	0	0.0	0	0	0	0	0	0	0.6
Totals		0	10	1-2	.500	0-0	.000	2-2	1.000	0	0	0	0.0	0	0	0	0	0	1	0.6

2009-10 (FRESHMAN SEASON)

Opponent	Date	gs	min	Total fg-fga	pct	3fg-fga	pct	ft-fa	pct	Rebounds off	def	tot	avg	pf	a	to	blk	stl	pts	avg
TOLEDO	11/18/09	1	0-1	.000	0-0	.000	0-0	.000	0	0	0	0	0.0	0	0	0	0	0	0	0.0
TEXAS SOUTHERN	12/01/09	5	0-1	.000	0-0	.000	0-0	.000	0	0	0	0	0.0	0	0	0	0	0	0	0.0
LIPSCOMB	12/19/09	2	0-0	.000	0-0	.000	0-0	.000	0	0	0	0	0.0	0	0	0	0	0	0	0.0
CS BAKERSFIELD	01/06/10	1	0-1	.000	0-1	.000	0-2	.000	0	0	0	0	0.0	0	0	0	0	0	0	0.0
WEBER STATE	03/17/10	1	0-0	.000	0-0	.000	0-0	.000	0	0	0	0	0.0	0	0	0	0	0	0	0.0
DAYTON	03/22/10	0	0-0	.000	0-0	.000	0-0	.000	0	0	0	0	0.0	0	0	0	0	0	0	0.0
Totals		0	10	0-3	.000	0-1	.000	0-2	.000	0	0	0	0.0	1	2	1	0	0	0	0.0

EPPENSTEINER'S CAREER STATISTICS - ALL GAMES

Season	gp-gs	min/avg	Total		3-Point		F-Throws		Rebounds				Scoring							
			fg-fga	pct	fg-fga	pct	ft-fa	pct	off	def	tot	avg	pf	pts	avg					
2009	6-0	10/1.7	0-3	.000	0-1	.000	0-2	.000	0	0	0	0.0	1	0	2	1	0	0	0	0.0
2010	7-0	10/1.4	1-2	.500	0-0	.000	2-2	1.000	0	0	0	0.0	0	0	0	0	0	1	4	0.6
2011	8-0	17/2.1	2-4	.500	1-2	.500	1-2	.500	0	2	2	0.3	4	0	2	2	0	0	6	0.8
2012	3-0	5/1.7	0-1	.000	0-1	.000	1-2	.500	0	1	1	0.3	0	0	2	0	0	2	1	0.3
TOTAL	24-0	42/1.8	3-10	.300	1-4	.250	4-8	.500	0	3	3	0.1	5	0	6	3	0	3	11	0.5



CHEIKH MBODJ

SR-TR. • C • 6-10 • 236

DAKAR, SENEGAL

GRAYSON COUNTY COLLEGE (TEXAS)

13

Pronunciation: sheck MUHD-juh (MUHD rhymes with WOOD)

Noting Mbodj: Rededicated himself in the offseason, dropping 30 pounds and increasing his no-step vertical by five inches - the biggest change of any player on the team ... has a standing reach of 9-3 and a 7-4.5 wing span ... speaks three languages: English, French and Wolof.

2012-13 Season (Senior): Totaled eight points, four rebounds and four blocks vs. N.C. A&T (11/18) ... posted eight points to go with five rebounds vs. Miss. Valley St. (11/13) ... tallied five points, six rebounds and four blocks in the season opener against UT Martin (11/11).

2011-12 Season (Junior): Played in 28 games with one start, averaging 9.7 minutes ... Scored a season-high 12 points on 5-of-9 shooting to go with a three-pointer, four rebounds and a steal against Miami (Ohio) (11/29) ... netted six points on 3-of-4 shooting with five rebounds in 10 minutes at West Virginia (1/21) ... recorded a season-high five blocks to go with four points and five rebounds in 16 minutes at St. John's (2/8) ... scored four points with five rebounds and two assists, playing a season-high 25 minutes in his lone start of the season at Georgia (12/2) ... tallied two points, three rebounds and a steal in nine minutes against Texas in the NCAA tournament second round.

Personal: Cheikh Tidiane Mbodj ... born Aug. 1, 1987 in Dakar, Senegal ... son of Asta Khaly Welle and Ousmane Mbodj ... has two brothers: Yerim and Massaer and three sisters: Ndeye Fatou, Aminata and Fanta ... majoring in psychology.

MBODJ'S SEASON & CAREER HIGHS

2012-13 Season		Career
8, 2x (last vs. N.C. A&T, 11/18/12)	Pts	12 vs. Miami (Ohio), 11/29/11
8 vs. MVSU, 11/13/12	FG Atts	9 vs. Miami (Ohio), 11/29/11
4 vs. N.C. A&T, 11/18/12	FG Made	5 vs. Miami (Ohio), 11/29/11
0	3PT-FG Atts	1 vs. Miami (Ohio), 11/29/11
0	3PT-FG Made	1 vs. Miami (Ohio), 11/29/11
6, 2x (last vs. MVSU, 11/13/12)	Rebs	7, 2x (last at Rutgers, 1/28/12)
0	Assts	2 at Georgia, 12/2/11
1 vs. UT Martin, 11/11/12	Stls	1, 3x (last vs. UT Martin, 11/11/12)
4, 3x (last vs. N.C. A&T, 11/18/12)	Blks	5 at St. John's, 2/8/12
19 vs. MVSU, 11/13/12	Mins	25 at Georgia, 12/2/11

MBODJ'S MISCELLANEOUS STATISTICS

Category	2012-13	Career
Double-Figure Scoring Games	0	1
Double-Figure Rebounding Games	0	0
Double-Double Games	0	0
20-Point Scoring Games	0	0
Games Led UC in Scoring	0	1
Games Led UC in Rebounding	0	1
Games Led UC in Assists	0	0
Games With 3+ Assists	0	0
Games With 3+ Blocks	3	4
Games With 3+ Steals	0	0
Games With 3+ Three-Pointers	0	0

GAME-BY-GAME STATISTICS

2012-13 (SENIOR SEASON)

Opponent	Date	gs	min	Total		3-Pointers		Free throws		Rebounds					pts	avg					
				fg-fga	pct	3fg-fga	pct	ft-fa	pct	off	def	tot	avg	pf			a	blk	stl		
UT MARTIN	11/11/12	*	16	1-4	.250	0-0	.000	3-5	.600	3	3	6	6.0	3	0	0	4	1	5	5.0	
MISS. VALLEY ST.	11/13/12	*	19	3-8	.375	0-0	.000	2-4	.500	3	3	6	6.0	2	0	0	4	0	8	6.5	
NORTH CAROLINA A&T	11/18/12	*	18	4-4	1.000	0-0	.000	0-0	.000	1	3	4	5.3	1	0	1	4	0	8	7.0	
Totals			3	53	8-16	.500	0-0	.000	5-9	.556	7	9	16	5.3	6	0	1	12	1	21	7.0


GAME-BY-GAME STATISTICS

2011-12 (JUNIOR SEASON)

Opponent	Date	gs	min	Total		3-Pointers		Free throws		Rebounds					pts	avg					
				fg-fga	pct	3fg-fga	pct	ft-fa	pct	off	def	tot	avg	pf			a	blk	stl		
NORTHWESTERN STATE	11/21/11		11	0-1	.000	0-0	.000	2-4	.500	0	1	1	1.0	2	0	1	1	0	2	2.0	
MARSHALL	11/25/11		19	1-4	.250	0-0	.000	1-2	.500	1	2	1.5	3.0	0	0	1	0	3	2.5		
MIAMI (OHIO)	11/29/11		14	5-9	.556	1-1	1.000	1-2	.500	3	1	4	2.3	2	0	0	0	1	12	5.7	
at Georgia	12/02/11	*	25	2-5	.400	0-0	.000	0-2	.000	3	2	5	3.0	5	2	0	0	0	4	5.3	
at Xavier	12/10/11		13	1-4	.250	0-0	.000	0-1	.000	1	2	3	3.0	3	0	0	1	0	2	4.6	
NOTRE DAME	01/04/12		7	0-0	.000	0-0	.000	0-0	.000	0	2	2	2.8	1	0	0	1	0	0	3.8	
ST. JOHN'S	01/07/12		16	1-5	.200	0-0	.000	2-4	.500	5	2	7	3.4	4	0	0	2	0	4	3.9	
at Georgetown	01/09/12		12	1-3	.333	0-0	.000	0-0	.000	1	1	2	3.3	1	0	1	0	0	2	3.6	
VILLANOVA	01/14/12		8	0-1	.000	0-0	.000	0-0	.000	0	1	1	3.0	3	0	0	2	0	0	3.2	
at Connecticut	1/18/12		7	0-0	.000	0-0	.000	0-0	.000	0	0	0	2.7	1	0	0	0	0	0	2.9	
at West Virginia	1/21/12		10	3-4	.750	0-0	.000	0-0	.000	1	4	5	2.9	2	0	0	0	0	6	3.2	
SYRACUSE	01/23/12		7	0-0	.000	0-0	.000	1-2	.500	1	0	1	2.8	3	0	1	0	0	1	3.0	
at Rutgers	01/28/12		15	0-3	.000	0-0	.000	0-0	.000	4	3	7	3.1	1	1	0	2	1	0	2.8	
DEPAUL	02/04/12		10	1-3	.333	0-0	.000	0-1	.000	1	2	3	3.1	1	0	0	0	0	2	2.7	
at St. John's	2/8/12		16	2-4	.500	0-0	.000	0-0	.000	1	4	5	3.2	2	1	1	5	0	4	2.8	
at Marquette	2/11/12		4	0-0	.000	0-0	.000	0-0	.000	0	0	0	3.0	3	0	1	2	0	0	2.6	
PROVIDENCE	2/15/12		6	1-1	1.000	0-0	.000	0-0	.000	1	0	1	2.9	2	0	0	0	0	2	2.6	
SETON HALL	02/18/12		5	0-0	.000	0-0	.000	0-0	.000	0	1	1	2.8	1	0	0	0	0	0	2.4	
LOUISVILLE	02/23/12		7	0-1	.000	0-0	.000	0-0	.000	1	0	1	2.7	1	0	0	0	0	0	2.3	
at USF	2/26/12		9	0-1	.000	0-0	.000	0-0	.000	0	0	0	2.6	1	0	0	0	0	0	2.2	
MARQUETTE	02/29/12		10	1-1	1.000	0-0	.000	0-0	.000	1	1	2	2.5	0	0	0	1	0	2	2.2	
at Villanova	03/03/12		6	0-0	.000	0-0	.000	0-0	.000	0	0	0	2.4	1	0	0	1	0	0	2.1	
vs GEORGETOWN	3/8/12		4	0-1	.000	0-0	.000	0-0	.000	0	0	0	2.3	0	0	0	0	0	0	2.0	
vs Syracuse	3/9/12		3	0-1	.000	0-0	.000	0-0	.000	1	0	1	2.3	0	0	0	0	0	0	1.9	
vs Louisville	3/10/12		4	0-0	.000	0-0	.000	0-0	.000	1	0	1	2.2	1	0	0	0	0	0	1.8	
vs Texas	3/16/12		9	1-1	1.000	0-0	.000	0-0	.000	2	1	3	2.2	1	0	0	0	1	2	1.8	
vs Florida State	3/18/12		9	0-0	.000	0-0	.000	0-0	.000	0	0	0	2.1	2	1	0	1	0	0	1.8	
vs Ohio State	3/22/12		5	0-0	.000	0-0	.000	0-0	.000	0	2	2	2.1	0	0	1	0	0	0	1.7	
Totals			1	271	20-53	.377	1-1	1.000	7-18	.389	29	31	60	2.1	47	4	7	19	3	48	1.7

MBODJ'S CAREER STATISTICS - ALL GAMES

Season	gp-gs	min/avg	Total		3-Point		F-Throws		Rebounds					Scoring						
			fg-fga	pct	fg-fga	pct	ft-fa	pct	off	def	tot	avg	pf	fo	ast	to	blk	stl	pts	avg
2011	28-1	271/9.7	20-53	.377	1-1	1.000	7-18	.389	29	31	60	2.1	47	1	4	7	19	3	48	1.7
2012	3-3	53/17.7	8-16	.500	0-0	.000	5-9	.556	7	9	16	5.3	6	0	0	1	12	1	21	7.0
TOTAL	31-4	324/10.5	28-69	.406	1-1	1.000	12-27	.444	36	40	76	2.5	53	1	4	8	31	4	69	2.2



GE'LAWN GUYN

SO • G • 6-2 • 174

LEXINGTON, KY.

SOUTH KENT PREP (CONN.)

14

Pronunciation: JEE-lawn Gwynn

2012-13 Season (Sophomore): Totaled eight points, four rebounds, one assist and one steal vs. N.C. AGT (11/18) ... posted four points with a rebound, assist, and steal against Miss. Valley St. (11/13) ... tallied four points, two rebounds and an assist to go along with his first two career blocks in the season opener against UT Martin (11/11).

2011-12 Season (Freshman): Played in 32 games without a start, averaging 10.1 minutes ... scored a season-high 11 points on 4-of-6 shooting with two three-pointers to go with a season-high four rebounds and a season-high seven assists in 19 minutes against Chicago State (12/23) ... swiped 12 of 18 steals on the season during conference play ... netted 10 points on 3-of-4 shooting with two three-pointers against Northwestern State (11/21) ... tallied eight points with two steals against Arkansas-Pine Bluff (12/21) ... sat out three games after suffering a head injury at Georgetown (1/9) ... scored a conference-play season-high six points on 3-of-5 shooting at Marquette (2/11).

Personal: Ge'Lawn Rakeem Guyn ... born Nov. 24, 1990 in Lexington, Ky. ... son of Rebecca and George Guyn ... has five brothers: Algernon Aderson, General Guyn, Elishawn Guyn, Octavier Guyn and Jameal Withrow and a sister, Tereka Guyn ... majoring in criminal justice.

GUYN'S SEASON & CAREER HIGHS

2012-13 Season		Career
4, 3x (last vs. N.C. AGT, 11/18/12)	Pts	11 vs. Chicago State, 12/23/11
5 vs. N.C. AGT, 11/18/12	FG Atts	6, 3x (last vs. Chicago State, 12/23/11)
3 vs. N.C. AGT, 11/18/12	FG Made	4 vs. Chicago State, 12/23/11
2 vs. N.C. AGT, 11/18/12	3PT-FG Atts	4 vs. Chicago State, 12/23/11
1, 2x (last vs. N.C. AGT, 11/18/12)	3PT-FG Made	2, 2x (last vs. Chicago State, 12/23/11)
4 vs. N.C. AGT, 11/18/12	Rebs	4, 2x (last vs. N.C. AGT, 11/18/12)
1, 2x (last vs. N.C. AGT, 11/18/12)	Assts	7 vs. Chicago State, 12/23/11
1, 2x (last vs. N.C. AGT, 11/18/12)	Stls	2, 4x (last vs. Louisville, 3/10/12)
2 vs. UT Martin, 11/11/12	Blks	2 vs. UT Martin, 11/11/12
20 vs. MVSU 11/13/12	Mins	20 vs. MVSU 11/13/12

GUYN'S MISCELLANEOUS STATISTICS

Category	2012-13	Career
Double-Figure Scoring Games	0	2
Double-Figure Rebounding Games	0	0
Double-Double Games	0	0
20-Point Scoring Games	0	0
Games Led UC in Scoring	0	0
Games Led UC in Rebounding	0	0
Games Led UC in Assists	0	1
Games With 3+ Assists	0	0
Games With 3+ Blocks	0	0
Games With 3+ Steals	0	0
Games With 3+ Three-Pointers	0	0

GAME-BY-GAME STATISTICS

2012-13 (SOPHOMORE SEASON)

Opponent	Date	gs	min	Total		3-Pointers		Free throws		Rebounds			pf	a	t/o	blk	stl	pts	avg
				fg-fga	pct	3fg-fga	pct	ft-fga	pct	off	def	tot							
UT MARTIN	11/11/12	17	1-2	.500	1-1	1.000	1-2	.500	0	2	2	2.0	3	1	1	2	0	4	4.0
MISS. VALLEY ST.	11/13/12	20	1-2	.500	0-0	.000	2-2	1.000	0	1	1	1.5	3	1	1	0	1	4	4.0
NORTH CAROLINA A&T	11/18/12	17	3-5	.600	1-2	.500	1-1	1.000	0	4	4	2.3	1	1	1	0	1	8	5.3
Totals		0	54	5-9	.556	2-3	.667	4-5	.800	0	7	7	2.3	7	3	3	2	16	5.3


GAME-BY-GAME STATISTICS

2011-12 (FRESHMAN SEASON)

Opponent	Date	gs	min	Total		3-Pointers		Free throws		Rebounds			pf	a	t/o	blk	stl	pts	avg	
				fg-fga	pct	3fg-fga	pct	ft-fga	pct	off	def	tot								avg
ALABAMA STATE	11/13/11	14	1-4	.250	0-2	.000	1-2	.500	0	0	0	0.0	1	1	1	0	0	3	3.0	
JACKSONVILLE STATE	11/15/11	5	0-0	.000	0-0	.000	0-0	.000	0	0	0	0.0	3	2	2	0	0	1.5		
PRESBYTERIAN	11/19/11	6	0-1	.000	0-1	.000	0-0	.000	0	1	1	0.3	0	1	0	0	0	1.0		
NORTHWESTERN STATE	11/21/11	19	3-4	.750	2-2	1.000	2-2	1.000	0	1	1	0.5	2	1	1	0	0	10	3.3	
MARSHALL	11/25/11	6	1-1	1.000	1-1	1.000	0-1	.000	0	0	0	0.4	1	0	0	0	1	3.2		
MIAMI (OHIO)	11/29/11	18	1-4	.250	0-1	.000	0-1	.000	1	1	2	0.7	1	0	0	0	1	2	3.0	
at Georgia	12/02/11	12	0-1	.000	0-1	.000	0-0	.000	0	1	1	0.7	3	0	0	0	0	2.6		
at Xavier	12/10/11	12	0-4	.000	0-1	.000	0-0	.000	0	1	1	0.8	1	1	0	0	0	2.3		
RADFORD	12/17/11	16	3-6	.500	0-1	.000	1-1	1.000	0	0	0	0.7	2	0	2	0	1	7	2.8	
ARKANSAS-PINE BLUFF	12/21/11	17	3-6	.500	1-1	1.000	1-1	1.000	1	0	1	0.7	2	1	0	0	2	8	3.3	
CHICAGO STATE	12/23/11	19	4-6	.667	2-4	.500	1-2	.500	2	2	4	1.0	1	7	1	0	1	11	4.0	
vs Oklahoma	12/29/11	9	0-1	.000	0-0	.000	0-0	.000	0	0	0	0.9	1	0	0	0	0	3.7		
at Pittsburgh	01/01/12	10	0-1	.000	0-1	.000	0-0	.000	0	1	1	0.9	3	0	0	0	0	3.4		
NOTRE DAME	01/04/12	9	1-3	.333	1-2	.500	0-0	.000	0	1	1	0.9	0	0	0	0	2	3.4		
ST. JOHN'S	01/07/12	17	2-5	.400	0-2	.000	0-0	.000	0	2	2	1.0	2	0	0	0	2	4	3.4	
at Georgetown	01/09/12	0	0-0	.000	0-0	.000	0-0	.000	0	0	0	0.9	0	0	0	0	0	3.2		
SYRACUSE	01/23/12	8	0-1	.000	0-0	.000	0-0	.000	0	0	0	0.9	1	1	2	0	0	3.0		
at Rutgers	01/28/12	7	0-2	.000	0-2	.000	0-0	.000	0	0	0	0.8	1	0	2	1	0	2.8		
DEPAUL	02/04/12	6	0-0	.000	0-0	.000	0-0	.000	0	1	1	0.8	1	0	0	0	0	2.7		
at St. John's	2/8/12	15	1-2	.500	0-1	.000	1-2	.500	0	2	2	0.9	2	2	0	0	1	3	2.7	
at Marquette	2/11/12	13	3-5	.600	0-1	.000	0-0	.000	0	1	1	0.9	0	0	1	0	0	6	2.9	
PROVIDENCE	2/15/12	12	2-3	.667	0-1	.000	0-0	.000	0	2	2	1.0	2	1	1	0	0	4	2.9	
SETON HALL	02/18/12	9	1-3	.333	1-3	.333	0-0	.000	0	0	0	0.9	0	0	0	0	0	3	2.9	
LOUISVILLE	02/23/12	11	1-1	1.000	1-1	1.000	0-0	.000	0	0	0	0.9	2	0	2	0	0	3	2.9	
at USF	2/26/12	7	0-1	.000	0-1	.000	2-2	1.000	0	0	0	0.8	0	0	0	0	0	2	2.9	
MARQUETTE	02/29/12	10	0-1	.000	0-1	.000	0-0	.000	0	2	2	0.9	1	0	0	0	1	0	2.8	
at Villanova	03/03/12	5	0-0	.000	0-0	.000	0-0	.000	0	0	0	0.9	0	1	0	0	1	0	2.7	
vs GEORGETOWN	3/8/12	5	0-1	.000	0-1	.000	0-0	.000	0	2	2	0.9	0	0	2	0	0	0	2.6	
vs Louisville	3/10/12	10	0-1	.000	0-1	.000	0-0	.000	1	0	1	0.9	1	0	0	0	2	2.5		
vs Texas	3/16/12	7	0-1	.000	0-0	.000	0-0	.000	0	0	0	0.9	0	0	0	0	0	0	2.4	
vs Florida State	3/18/12	6	0-0	.000	0-0	.000	0-0	.000	0	0	0	0.8	1	1	1	0	1	0	2.3	
vs Ohio State	3/22/12	2	0-0	.000	0-0	.000	0-0	.000	0	0	0	0.8	1	0	1	0	1	0	2.3	
Totals		0	322	27-69	.391	9-33	.273	9-14	.643	5	21	26	0.8	36	20	19	0	18	72	2.3

GUYN'S CAREER STATISTICS - ALL GAMES

Season	gp-gs	min/avg	Total		3-Point		F-Throws		Rebounds					Scoring						
			fg-fga	pct	fg-fga	pct	ft-fga	pct	off	def	tot	avg	pf	fo	ast	to	blk	stl	pts	avg
2011	32-0	322/10.1	27-69	.391	9-33	.273	9-14	.643	5	21	26	0.8	36	0	20	19	0	18	72	2.3
2012	3-0	54/18.0	5-9	.556	2-3	.667	4-5	.800	0	7	7	2.3	7	0	3	3	2	2	16	5.3
TOTAL	35-0	376/10.7	32-78	.410	11-36	.306	13-19	.684	5	28	33	0.9	43	0	23	22	2	20	88	2.5



JERMAINE SANDERS

SO. • F • 6-5 • 215
 FAR ROCKAWAY, N.Y.
 RICE

15

Noting Sanders: Lost 11 pounds during the offseason while increasing his strength and improving his no-step vertical by 3.5 inches.

2012-13 Season (Sophomore): Totaled three rebounds, two points and one assist vs. N.C. A&T (11/18) ... Scored eight points to with three rebounds vs. Miss. Valley St. (11/13) ... handed out three assists to go with one point and two rebounds in 14 minutes against UT Martin (11/11).

2011-12 Season (Freshman): Played in 28 games without a start, averaging 8.5 minutes ... scored a season-high 12 points, shooting 3-of-4 from the field, 2-of-2 from three-point range and 4-of-4 from the free throw line to go with three rebounds and an assist against Radford (12/17) ... tallied nine points, shooting 3-of-3 from three-point range to go with four rebounds, a steal and an assist at Wright State (12/14) ... netted six points on 3-of-4 shooting against Jacksonville State (11/15) ... grabbed a season-high seven rebounds against Arkansas-Pine Bluff (12/21) ... handed out a pair of assists against both Syracuse (1/23) and at St. John's (2/8).

Personal: Jermaine Jameek Sanders ... born Sept. 4, 1992 in Far Rockaway, N.Y. ... son of Lisa Stallings and Jermaine Sanders ... has one brother, Jaquan ... majoring in criminal justice.

SANDERS' SEASON & CAREER HIGHS

2012-13 Season		Career
8 vs. MVSU, 11/13/12	Pts	12 vs. Radford, 12/17/11
5 vs. MVSU, 11/13/12	FG Atts	5 vs. Oklahoma, 12/29/11
3 vs. MVSU, 11/13/12	FG Made	3, 3x (last vs. Radford, 12/17/11)
1 vs. MVSU, 11/13/12	3PT-FG Atts	4 vs. Oklahoma, 12/29/11
0	3PT-FG Made	3 at Wright State, 12/14/11
3, 2x (last vs. N.C. A&T, 11/18/12)	Rebs	7 vs. Arkansas-Pine Bluff, 12/21/11
3 vs. UT Martin, 11/11/12	Assts	3 vs. UT Martin, 11/11/12
1 vs. MVSU, 11/13/12	Stls	1, 2x (last vs. MVSU, 11/13/12)
0	Blks	1, 2x (last vs. Florida State, 3/18/12)
17 vs. N.C. A&T, 11/18/12	Mins	25 vs. Arkansas-Pine Bluff, 12/21/11

SANDERS' MISCELLANEOUS STATISTICS

Category	2012-13	Career
Double-Figure Scoring Games	0	1
Double-Figure Rebounding Games	0	0
Double-Double Games	0	0
20-Point Scoring Games	0	0
Games Led UC in Scoring	0	0
Games Led UC in Rebounding	0	0
Games Led UC in Assists	0	0
Games With 3+ Assists	1	1
Games With 3+ Blocks	0	0
Games With 3+ Steals	0	0
Games With 3+ Three-Pointers	0	1

GAME-BY-GAME STATISTICS

2012-13 (SOPHOMORE SEASON)

Opponent	Date	gs	min	Total		3-Pointers		Free throws		Rebounds				pf	a	t/o	blk	stl	pts	avg
				fg-fga	pct	3fg-fga	pct	ft-fa	pct	off	def	tot	avg							
UT MARTIN	11/11/12	14	0-1	.000	0-0	.000	1-2	.500	1	1	2	2.0	0	3	1	0	0	1	1.0	
MISS. VALLEY ST.	11/13/12	13	3-5	.600	0-1	.000	2-3	.667	0	3	3	2.5	0	1	2	0	1	8	4.5	
NORTH CAROLINA A&T	11/18/12	17	1-2	.500	0-1	.000	0-3	.000	1	2	3	2.7	0	1	1	0	0	2	3.7	
Totals		44	4-8	.500	0-2	.000	3-8	.375	2	6	8	2.7	0	5	4	0	1	11	3.7	


GAME-BY-GAME STATISTICS

2011-12 (FRESHMAN SEASON)

Opponent	Date	gs	min	Total		3-Pointers		Free throws		Rebounds				pf	a	t/o	blk	stl	pts	avg
				fg-fga	pct	3fg-fga	pct	ft-fa	pct	off	def	tot	avg							
ALABAMA STATE	11/13/11	10	0-1	.000	0-0	.000	0-0	.000	0	0	0	0.0	0	0	0	0	0	0	0.0	
JACKSONVILLE STATE	11/15/11	12	3-4	.750	0-0	.000	0-0	.000	1	0	1	0.5	0	1	1	0	0	6	3.0	
PRESBYTERIAN	11/19/11	5	0-0	.000	0-0	.000	0-0	.000	0	0	0	0.3	0	0	0	0	0	0	2.0	
NORTHWESTERN STATE	11/21/11	12	1-1	1.000	0-0	.000	1-3	.333	0	1	1	0.5	0	0	1	0	0	3	2.3	
MARSHALL	11/25/11	5	0-2	.000	0-2	.000	0-1	.000	0	1	1	0.6	0	0	0	0	0	1.8		
MIAMI (OHIO)	11/29/11	3	0-0	.000	0-0	.000	1-2	.500	0	1	1	0.7	0	0	0	0	0	1.7		
at Georgia	12/02/11	5	0-1	.000	0-1	.000	2-4	.500	0	0	0	0.6	0	0	0	0	0	2.1		
at Xavier	12/10/11	2	0-0	.000	0-0	.000	0-0	.000	0	0	0	0.5	0	0	0	0	0	1.5		
at Wright State	12/14/11	18	3-3	1.000	3-3	1.000	0-0	.000	1	3	4	0.9	0	1	0	0	1	9	2.3	
RADFORD	12/17/11	22	3-4	.750	2-2	1.000	4-4	1.000	2	5	7	1.6	0	1	0	0	0	2	3.2	
ARKANSAS-PINE BLUFF	12/21/11	25	1-4	.250	0-1	.000	0-0	.000	2	5	7	1.6	0	1	0	0	0	2	3.2	
CHICAGO STATE	12/23/11	17	1-4	.250	1-3	.333	0-0	.000	1	2	1.7	1.7	0	0	0	0	0	3	3.2	
vs Oklahoma	12/29/11	19	0-5	.000	0-4	.000	0-2	.000	2	1	3	1.8	2	1	1	0	0	2	9	
at Pittsburgh	01/01/12	6	0-0	.000	0-0	.000	0-0	.000	0	0	0	1.6	0	0	0	0	0	2.7		
NOTRE DAME	01/04/12	2	0-0	.000	0-0	.000	0-0	.000	0	0	0	1.5	0	0	0	0	0	2.5		
ST. JOHN'S	01/07/12	11	0-1	.000	0-0	.000	1-2	.500	1	2	1.6	1.1	1	1	0	0	0	2.4		
at Georgetown	01/09/12	5	0-0	.000	0-0	.000	0-0	.000	0	1	1.5	0	0	0	0	0	0	2.3		
at Connecticut	1/18/12	6	0-0	.000	0-0	.000	0-0	.000	1	0	1.5	1.1	0	0	0	0	0	2.2		
SYRACUSE	01/23/12	5	0-0	.000	0-0	.000	0-0	.000	0	0	1.4	0.2	0	0	0	0	0	2.1		
at Rutgers	01/28/12	3	0-0	.000	0-0	.000	0-0	.000	0	1	1.4	0.0	0	0	0	0	0	2.0		
at St. John's	2/8/12	13	1-3	.333	0-0	.000	0-0	.000	0	2	1.4	2.2	1	0	0	0	0	2.2		
at Marquette	2/11/12	3	0-2	.000	0-0	.000	0-0	.000	0	1	1.4	0.0	0	0	0	0	0	1.9		
PROVIDENCE	2/15/12	1	0-0	.000	0-0	.000	0-0	.000	0	0	1.3	0.0	0	0	0	0	0	1.8		
LOUISVILLE	02/23/12	4	0-0	.000	0-0	.000	0-0	.000	0	0	1.3	0.0	0	0	0	0	0	1.7		
at Villanova	03/03/12	6	1-3	.333	1-2	.500	0-0	.000	0	0	1.2	0.0	0	0	0	0	0	1.8		
vs Texas	3/16/12	11	1-3	.333	0-1	.000	0-0	.000	1	0	1.2	1.1	2	0	0	0	0	2.1		
vs Florida State	3/18/12	5	1-1	1.000	0-0	.000	0-0	.000	0	1	1.2	0.0	0	1	1	0	0	2.1		
vs Ohio State	3/22/12	2	0-0	.000	0-0	.000	0-0	.000	0	0	1.2	0.0	0	0	0	0	0	1.7		
Totals		0	238	16-42	.381	7-19	.368	9-18	.500	12	21	33	1.2	11	14	13	2	1	48	1.7

SANDERS' CAREER STATISTICS - ALL GAMES

Season	gp-gs	min/avg	Total		3-Point		F-Throws		Rebounds				Scoring							
			fg-fga	pct	fg-fga	pct	ft-fa	pct	off	def	tot	avg	pf	fo	ast	to	blk	stl	pts	avg
2011	28-0	238/8.5	16-42	.381	7-19	.368	9-18	.500	12	21	33	1.2	11	0	14	13	2	1	48	1.7
2012	3-0	44/14.7	4-8	.500	0-2	.000	3-8	.375	2	6	8	2.7	0	0	5	4	0	1	11	3.7
TOTAL	31-0	282/9.1	20-50	.400	7-21	.333	12-26	.462	14	27	41	1.3	11	0	19	17	2	2	59	1.9



SEAN KILPATRICK

R-JR. • G • 6-4 • 221
 YONKERS, N.Y.
 NOTRE DAME PREP

23

- ⇒ 2012-13 John R. Wooden Award Preseason Top 50 nominee
- ⇒ 2012-13 Naismith Award Early Season Watch List selection
- ⇒ 2012-13 Preseason First Team All-BIG EAST selection
- ⇒ 2011-12 Second Team All-BIG EAST selection
- ⇒ BIG EAST Player of the Week (1/2/12)
- ⇒ 2010-11 BIG EAST All-Rookie Team selection
- ⇒ BIG EAST Rookie of the Week (11/22/10 and 2/14/11)

Noting Kilpatrick: Strongest player on the team, can bench 185 pounds 22 times (11 more repetitions than the average player at the NBA combine).

2012-13 Season (Junior): Produced career-highs in points (29) and made 3-pointers (8) while recording team-highs in rebounds (7) and assists (5) to go with two steals vs. N.C. A&T (11/18) ... scored a game-high 20 points on 9-of-12 shooting to go with seven rebounds in 25 minutes against Miss Valley St. (11/13) ... posted 14 points with three rebounds in season opener vs. UT Martin (11/11).

2011-12 Season (Sophomore): Started all 37 games for UC, averaging 34.5 minutes ... named second team All-BIG EAST Conference by the league's coaches ... led the BIG EAST, averaging 2.49 three-pointers per game ... led the BIG EAST with 92 three-pointers ... led UC and ranked 15th in the league, averaging 14.3 points ... led UC, shooting 37.6 percent from three-point range ... scored in double figures in 29 games ... led UC in scoring in 13 games ... tallied 528 points, the second most in a season during the Mick Cronin era (behind only Deonta Vaughn's 554 points in 2008) ... scored 20 or more points in six games ... made at least one three-pointers in 35 of 37 games ... tallied 15 points with a trio of three-pointers against Ohio State (3/22) in the NCAA tournament east region semifinal ... scored a game-high 18 points with four three-pointers, six rebounds and two steals vs. Florida State (3/18) in the NCAA tournament third round ... recorded 18 points, tying a career high with six three-pointers to go with five assists and five steals vs. Syracuse (3/9) in the BIG EAST Championship semifinal ... scored a team-high 22 points to go with eight rebounds against Providence (2/15) ... made game-winning 3-pointer with 2.5 seconds left at Connecticut (1/18) while producing a team-high 16 points with four rebounds and two steals ... set a career high in points with 27 in UC's win at Georgetown (1/9) ... scored game-high 21 points and added six boards, one assist and a steal vs. St. John's (1/7) ... named BIG EAST Player of the Week on Jan. 2 for performances at Pitt (1/1) and vs. Oklahoma (12/29) ... totaled 19 points, six boards, three assists and two steals at Pitt ... recorded first career double-double after scoring 17 points and securing career-high 10 rebounds vs. Oklahoma ... scored game-high 21 points and added three boards, two steals and one assist vs. Chicago State (12/23) ... matched a career-high with six three-pointers while scoring a game-high 20 points with four rebounds and two steals at Wright State (12/14) ... led all scorers with 22 points with five boards and two steals at Georgia (12/2) ... scored team-high 19 points and grabbed five boards in career-high 45 minutes of playing time vs. Marshall (11/25) ... scored team-high 19 points and made four 3-pointers vs. Presbyterian (11/19).

Personal: Full name is Sean Redell Kilpatrick ... born Jan. 6, 1990 in Yonkers, N.Y. ... son of Regina Williams and Sean Kilpatrick, Sr. ... has one brother, Travis Williams, and one sister, Skye Williams ... majoring in criminal justice ... selected as member of University of Cincinnati's Collegiate 100 Black Men's Honorary and Sigma Sigma Men's Honorary in spring 2012.

KILPATRICK'S SEASON & CAREER HIGHS

2012-13 Season		Career
29 vs. N.C. A&T, 11/18/12	Pts	29 vs. N.C. A&T, 11/18/12
15 vs. N.C. A&T, 11/18/12	FG Atts	21 vs. St. John's, 1/7/12
10 vs. N.C. A&T, 11/18/12	FG Made	10, 2x (last vs. N.C. A&T, 11/18/12)
12 vs. N.C. A&T, 11/18/12	3PT-FG Atts	15 vs. St. John's, 1/7/12
8 vs. N.C. A&T, 11/18/12	3PT-FG Made	8 vs. N.C. A&T, 11/18/12
7, 2x (last vs. N.C. A&T, 11/18/12)	Rebs	10 vs. Oklahoma, 12/29/11
5 vs. N.C. A&T, 11/18/12	Assts	6 vs. Texas, 3/16/12
2 vs. N.C. A&T, 11/18/12	Stls	6 vs. Arkansas-Pine Bluff, 12/21/11
0	Blks	2 vs. Oklahoma, 12/29/11
26 vs. N.C. A&T, 11/18/12	Mins	45 vs. Marshall, 11/25/11

KILPATRICK'S MISCELLANEOUS STATISTICS

Category	2012-13	Career
Double-Figure Scoring Games	3	49
Double-Figure Rebounding Games	0	1
Double-Double Games	0	1
20-Point Scoring Games	2	11
Games Led UC in Scoring	2	24
Games Led UC in Rebounding	1	3
Games Led UC in Assists	1	10
Games With 3+ Assists	1	24
Games With 3+ Blocks	0	0
Games With 3+ Steals	0	5
Games With 3+ Three-Pointers	1	23

GAME-BY-GAME STATISTICS

2012-13 (JUNIOR SEASON)

Opponent	Date	gs	min	Total		3-Pointers		Free throws		Rebounds			pf	a	blk	stl	pts	avg			
				fg-fga	pct	3fg-fga	pct	ft-fa	pct	off	def	tot							avg		
UT MARTIN	11/11/12	*	23	5-11	.455	1-5	.200	3-5	.600	1	2	3	3.0	0	1	3	0	14	14.0		
MISS. VALLEY ST.	11/13/12	*	25	9-12	.750	2-3	.667	0-0	.000	2	6	8	5.5	0	1	2	0	1	20	17.0	
NORTH CAROLINA A&T	11/18/12	*	26	10-15	.667	8-12	.667	1-4	.250	1	6	7	6.0	0	5	0	0	2	29	21.0	
Totals			3	74	24-38	.632	11-20	.550	4-9	.444	4	14	18	6.0	0	7	5	0	4	63	21.0

KILPATRICK'S CAREER STATISTICS - ALL GAMES

Season	gp-gs	min/avg	Total		3-Point		F-Throws		Rebounds				Scoring							
			fg-fga	pct	fg-fga	pct	ft-fa	pct	off	def	tot	avg	pf	fo	ast	to	blk	stl	pts	avg
2010	35-1	720/20.6	114-261	.437	46-122	.377	65-90	.722	42	69	111	3.2	45	0	52	43	2	27	339	9.7
2011	37-37	1277/34.5	185-432	.428	92-245	.376	66-88	.750	52	117	169	4.6	49	0	78	56	12	49	528	14.3
2012	3-3	74/24.7	24-38	.632	11-20	.550	4-9	.444	4	14	18	6.0	0	0	7	5	0	4	63	21.0
TOTAL	75-41	2071/27.6	323-731	.442	149-387	.385	135-187	.722	98	200	298	4.0	94	0	137	104	14	80	930	12.4

PLAYER GAME-BY-GAME STATISTICS

23 - SEAN KILPATRICK • G • 6-4 • 221 • R-JR. • YONKERS, N.Y.

2011-12 (SOPHOMORE SEASON)

Opponent	Date	gs	min	Total		3-Pointers		Free throws		Rebounds				pf	a	tlo	blk	stl	pts	avg	
				fg-fga	pct	3fg-fga	pct	ft-fa	pct	off	def	tot	avg								
ALABAMA STATE	11/13/11	*	30	4-8	.500	0-4	.000	5-5	1.000	3	6	9	9.0	2	1	2	0	1	13	13.0	
JACKSONVILLE STATE	11/15/11	*	33	3-7	.429	1-1	1.000	2-2	1.000	3	0	3	6.0	0	2	2	0	0	9	11.0	
PRESBYTERIAN	11/19/11	*	37	7-15	.467	4-6	.667	1-2	.500	1	2	3	5.0	1	1	0	1	0	19	13.7	
NORTHWESTERN STATE	11/21/11	*	31	5-7	.714	2-3	.667	1-1	1.000	3	5	8	5.8	0	3	3	1	1	13	13.5	
MARSHALL	11/25/11	*	45	7-14	.500	3-6	.500	2-2	1.000	3	2	5	5.6	3	0	3	0	0	19	14.6	
MIAMI (OHIO)	11/29/11	*	34	4-11	.364	2-6	.333	0-0	.000	3	0	3	5.2	1	1	4	1	1	10	13.8	
at Georgia	12/02/11	*	38	7-15	.467	4-9	.444	4-5	.800	1	4	5	5.1	1	1	3	0	2	22	15.0	
at Xavier	12/10/11	*	34	3-12	.250	1-8	.125	4-6	.667	1	0	1	4.6	3	1	1	0	1	11	14.5	
at Wright State	12/14/11	*	37	7-15	.467	6-12	.500	0-0	.000	1	3	4	4.6	2	2	1	0	2	20	15.1	
RAZFORD	12/17/11	*	26	7-11	.636	2-5	.400	0-0	.000	1	4	5	4.6	1	4	2	1	3	16	15.2	
ARKANSAS-PINE BLUFF	12/21/11	*	30	3-11	.273	2-6	.333	4-6	.667	2	2	4	4.5	1	3	3	0	6	12	14.9	
CHICAGO STATE	12/23/11	*	28	7-14	.500	4-9	.444	3-4	.750	1	2	3	4.4	0	1	0	1	2	21	15.4	
vs Oklahoma	12/29/11	*	39	6-16	.375	4-11	.364	1-2	.500	2	8	10	4.8	1	1	2	2	2	17	15.5	
at Pittsburg	01/01/12	*	35	7-18	.389	5-11	.455	0-1	.000	2	4	6	4.9	1	3	1	0	2	19	15.8	
NOTRE DAME	01/04/12	*	30	4-10	.400	1-6	.167	0-0	.000	1	5	6	5.0	2	3	1	0	1	9	15.3	
ST. JOHN'S	01/07/12	*	34	7-21	.333	4-15	.267	3-3	1.000	2	4	6	5.1	0	1	0	0	1	21	15.7	
at Georgetown	01/09/12	*	37	10-16	.625	3-5	.600	4-5	.800	1	1	2	4.9	3	0	1	0	4	27	16.4	
WILLANOVA	01/14/12	*	32	4-7	.571	2-3	.667	4-5	.800	0	2	2	4.7	1	0	1	0	0	14	16.2	
at Connecticut	1/18/12	*	37	5-15	.333	4-9	.444	2-4	.500	0	4	4	4.7	3	0	0	0	2	16	16.2	
at West Virginia	1/21/12	*	36	4-11	.364	2-7	.286	2-3	.667	1	4	5	4.7	0	1	3	0	0	12	16.0	
SYRACUSE	01/23/12	*	32	3-8	.375	2-5	.400	0-0	.000	2	7	9	4.9	3	4	0	0	0	8	15.6	
at Rutgers	01/28/12	*	33	4-12	.333	3-8	.375	0-0	.000	1	2	3	4.8	0	0	2	0	1	11	15.4	
DEPAUL	02/04/12	*	37	6-12	.500	2-6	.333	2-4	.500	1	4	5	4.8	1	4	1	0	0	16	15.4	
at St. John's	2/8/12	*	30	5-10	.500	3-6	.500	1-2	.500	2	6	8	5.0	1	4	3	0	1	14	15.4	
at Marquette	2/11/12	*	27	2-6	.333	2-3	.667	1-2	.500	3	3	6	5.0	1	2	1	0	0	7	15.0	
PROVIDENCE	2/15/12	*	37	6-15	.400	3-10	.300	7-8	.875	2	6	8	5.1	4	3	1	0	2	22	15.3	
SETON HALL	02/18/12	*	35	3-8	.375	1-5	.200	0-0	.000	2	2	4	5.1	0	3	2	1	0	7	15.0	
LOUISVILLE	02/23/12	*	36	4-11	.364	2-7	.286	2-2	1.000	1	2	3	5.0	1	4	0	1	0	12	14.9	
at USF	2/26/12	*	32	6-14	.429	0-4	.000	1-1	1.000	1	1	2	4.9	1	3	1	0	0	13	14.8	
MARQUETTE	02/29/12	*	36	4-12	.333	1-7	.143	0-1	.000	1	1	2	4.8	0	4	1	0	2	9	14.6	
at Villanova	03/03/12	*	37	5-13	.385	1-6	.167	2-3	.667	1	3	4	4.8	1	3	1	0	0	13	14.6	
vs GEORGETOWN	3/8/12	*	40	4-10	.400	1-6	.167	3-3	1.000	1	3	4	4.8	4	0	2	1	2	12	14.5	
vs Syracuse	3/9/12	*	38	6-10	.600	6-9	.667	0-0	.000	1	2	3	4.7	1	5	3	0	5	18	14.6	
vs Louisville	3/10/12	*	33	2-9	.222	1-4	.250	0-0	.000	1	2	3	4.6	1	2	0	1	1	5	14.3	
vs Texas	3/16/12	*	38	3-7	.429	1-3	.333	1-2	.500	0	4	4	4.6	0	6	0	1	2	8	14.1	
vs Florida State	3/18/12	*	37	5-9	.556	4-6	.667	4-4	1.000	0	6	6	4.7	2	0	2	0	2	18	14.3	
vs Ohio State	3/22/12	*	36	6-12	.500	3-8	.375	0-0	.000	0	1	1	4.6	2	2	3	0	0	15	14.3	
Totals			37	1277	185-432	.428	92-245	.376	66-88	.750	52	117	169	4.6	49	78	56	12	49	528	14.3

2010-11 (FRESHMAN SEASON)

Opponent	Date	gs	min	Total		3-Pointers		Free throws		Rebounds				pf	a	tlo	blk	stl	pts	avg
				fg-fga	pct	3fg-fga	pct	ft-fa	pct	off	def	tot	avg							
MOUNT ST. MARY'S	11/15/10		24	6-11	.545	3-6	.500	6-7	.857	1	2	3	3.0	0	1	1	0	2	21	21.0
IPFW	11/20/10		23	5-9	.556	2-5	.400	1-3	.333	2	2	4	3.5	1	1	4	1	2	13	17.0
FLORIDA A&M	11/22/10		19	1-6	.167	1-4	.250	0-0	.000	1	1	2	3.0	1	4	2	0	1	3	12.3
SAVANNAH STATE	11/24/10		11	1-3	.333	0-1	.000	0-0	.000	1	0	1	2.5	1	0	0	0	2	9.8	
vs Dayton	11/27/10		15	3-7	.429	2-5	.400	0-0	.000	0	1	1	2.2	3	0	2	0	0	8	9.4
WRIGHT STATE	12/01/10		28	8-11	.727	5-5	1.000	5-6	.833	1	1	2	2.2	2	3	0	0	2	26	12.2
at TOLEDO	12/04/10		25	3-9	.333	2-8	.250	1-2	.500	0	4	4	2.4	1	1	0	0	0	9	11.7
UTAH VALLEY	12/11/10		21	1-4	.250	1-3	.333	1-2	.500	0	4	4	2.6	1	3	0	0	0	4	10.8
GEORGIA SOUTHERN	12/14/10		23	3-8	.375	1-4	.250	3-3	1.000	0	4	4	2.8	0	3	2	0	1	10	10.7
at Oklahoma	12/18/10		24	2-6	.333	1-3	.333	3-4	.750	4	2	6	3.1	2	1	1	0	0	8	10.4
at Miami	12/21/10		12	0-3	.000	0-1	.000	0-0	.000	0	1	1	2.9	0	1	0	0	1	0	9.5
ST. FRANCIS (PA.)	12/23/10	*	25	8-12	.667	3-5	.600	2-4	.500	2	1	3	2.9	1	2	1	0	1	21	10.4
DEPAUL UNIVERSITY	12/28/10		19	1-4	.250	0-2	.000	0-1	.000	2	2	4	3.0	1	1	1	0	1	2	9.8
SETON HALL	12/31/10		18	4-6	.667	2-3	.667	4-7	.571	0	6	6	3.2	1	1	1	0	0	14	10.1
XAVIER UNIVERSITY	01/06/11		10	0-2	.000	0-1	.000	0-0	.000	0	1	1	3.1	2	1	2	0	1	0	9.4
at Villanova	01/09/11		19	5-12	.417	0-4	.000	1-1	1.000	2	1	3	3.1	4	3	2	0	3	11	9.5
USF	01/12/11		23	6-10	.600	4-5	.800	2-3	.667	1	2	3	3.1	0	3	0	0	0	18	10.0
at Syracuse	1/15/11		24	4-9	.444	2-3	.667	1-2	.500	3	0	3	3.1	1	0	0	0	0	11	10.1
at Notre Dame	1-19-11		25	6-12	.500	1-1	1.000	3-4	.750	2	0	2	3.0	1	1	3	1	1	16	10.4
at St. John's	01/22/11		18	0-6	.000	0-3	.000	1-2	.500	1	2	3	3.0	1	2	2	0	0	1	9.9
RUTGERS	01/26/11		20	2-8	.250	1-4	.250	2-2	1.000	1	2	3	3.0	1	1	0	0	0	7	9.8
WEST VIRGINIA	01/29/11		19	3-9	.333	1-4	.250	0-0	.000	3	3	6	3.1	3	0	1	0	2	7	9.6
at PITT	02/05/11		11	2-6	.333	0-2	.000	2-2	1.000	1	3	4	3.2	1	0	1	0	1	6	9.5
at DePaul University	02-08-11		27	6-11	.545	1-2	.500	6-9	.667	3	1	4	3.2	2	5	1	0	2	19	9.9
ST. JOHN'S	02/13/11		22	4-11	.364	4-10	.400	3-4	.750	0	2	2	3.2	3	0	5	0	1	15	10.1
LOUISVILLE	02/16/11		23	5-8	.625	2-4	.500	6-7	.857	0	2	2	3.1	1	0	1	0	2	18	10.4
at Providence College	2/19/11		13	3-4	.750	2-2	1.000	0-0	.000	1	0	1	3.0	1	0	1	0	0	8	10.3
at Georgetown	02/23/11		21	0-4	.000	0-3	.000	0-0	.000	0	4	4	3.1	1	1	1	0	0	0	9.9
CONNECTICUT	02/27/11		26	4-12	.333	1-4	.250	2-2	1.000	1	6	7	3.2	0	2	2	0	0	11	10.0
at Marquette	3/2/11		20	3-6	.500	0-2	.000	0-1	.000	2	1	3	3.2	1	2	0	0	1	6	9.8
GEORGETOWN	03/05/11		24	4-5	.800	3-4	.750	2-2	1.000	1	2	3	3.2	0	0	1	0	0	13	9.9
vs USF	3/9/2011		21	3-6	.500	0-2	.000	6-6	1.000	1	2	3	3.2	1	2	2	0	0	12	10.0
vs Notre Dame	03/10/11		26	3-10	.300	1-3	.333	0-0	.000	1	0	1	3.1	3	2	1	0	0	7	9.9
vs Missouri	03/17/11		22	4-7	.571	0-2	.000	2-3	.667	2	1	3	3.1	0	1	2	0	0	10	9.9
vs Connecticut	03/19/11		19	1-4	.250	0-2	.000	0-1	.000	2	3	5	3.2	3	4	0				



KELVIN GAINES

R-SO. • C • 6-10 • 227

OCALA, FLA.

ARLINGTON COUNTRY DAY

24

Noting Gaines: Owns a standing reach of 9-2 and wing span of 7-1.

2012-13 Season (R-Sophomore): In 12 minutes of action, totaled three rebounds and three blocks vs. N.C. AGT (11/18) ... saw his first action of the season, playing nine minutes against Miss. Valley St. (11/13), producing four points, three rebounds and a block.

2011-12 Season (R-Freshman): Played in 17 games with one start, averaging 8.5 minutes ... ranked third on the team with 23 blocks ... recorded a season-high seven blocks while grabbing seven rebounds and three steals to go with two points against Chicago State (12/23) in his first career start ... scored a season-high seven points on 3-of-5 shooting to go with six rebounds and three blocks against Arkansas-Pine Bluff (12/21) ... blocked three shots and grabbed five rebounds in the season opener against Alabama State (11/13) ... grabbed three rebounds at St. John's (2/8).

Personal: Kelvin Ivia Gaines ... born Jan. 11, 1991 ... son of Lawrence and Jackie Stewart ... has two brothers and two sisters ... majoring in criminal justice.

GAINES' SEASON & CAREER HIGHS

2012-13 Season		Career
4 vs. MVSU, 11/13/12	Pts	7 vs. Arkansas-Pine Bluff, 12/21/11
1, 2x (last vs. N.C. AGT, 11/18/12)	FG Atts	5 vs. Arkansas-Pine Bluff, 12/21/11
1 vs. MVSU, 11/13/12	FG Made	3 vs. Arkansas-Pine Bluff, 12/21/11
0	3PT-FG Atts	0
0	3PT-FG Made	0
3, 2x (last vs. N.C. AGT, 11/18/12)	Rebs	7 vs. Chicago State, 12/23/11
0	Assts	1, 2x (last vs. Arkansas-Pine Bluff, 12/21/11)
0	Stls	3 vs. Chicago State, 12/23/11
3 vs. N.C. AGT, 11/18/12	Blks	7 vs. Chicago State, 12/23/11
12 vs. N.C. AGT, 11/18/12	Mins	22 vs. Chicago State, 12/23/11

GAINES' MISCELLANEOUS STATISTICS

Category	2012-13	Career
Double-Figure Scoring Games	0	0
Double-Figure Rebounding Games	0	0
Double-Double Games	0	0
20-Point Scoring Games	0	0
Games Led UC in Scoring	0	0
Games Led UC in Rebounding	0	1
Games Led UC in Assists	0	0
Games With 3+ Assists	0	0
Games With 3+ Blocks	1	4
Games With 3+ Steals	0	1
Games With 3+ Three-Pointers	0	0

GAME-BY-GAME STATISTICS

2012-13 (SOPHOMORE SEASON)

Opponent	Date	gs	min	Total		3-Pointers		Free throws		Rebounds			pf	a	to	blk	stl	pts	avg
				fg-fga	pct	3fg-fga	pct	ft-fga	pct	off	def	tot							
MISS. VALLEY ST.	11/13/12	9	1-1	1.000	0-0	.000	0-0	.000	1	2	3	3.0	4	0	0	1	0	2	2.0
NORTH CAROLINA A&T	11/18/12	11	0-1	.000	0-0	.000	0-2	.000	1	2	3	3.0	3	0	0	3	0	1.0	1.0
Totals		0	20	1-2	.500	0-0	.000	0-2	.000	2	4	6	3.0	7	0	4	0	2	1.0

2011-12 (FRESHMAN SEASON)

Opponent	Date	gs	min	Total		3-Pointers		Free throws		Rebounds			pf	a	to	blk	stl	pts	avg	
				fg-fga	pct	3fg-fga	pct	ft-fga	pct	off	def	tot								avg
ALABAMA STATE	11/13/11	8	0-0	.000	0-0	.000	0-0	.000	1	4	5	5.0	2	0	0	3	0	0	0.0	
JACKSONVILLE STATE	11/15/11	8	0-1	.000	0-0	.000	0-0	.000	0	2	2	3.5	0	0	0	2	0	0	0.0	
PRESBYTERIAN	11/19/11	10	0-2	.000	0-0	.000	0-0	.000	1	0	1	2.7	2	0	1	1	0	0	0.0	
NORTHWESTERN STATE	11/21/11	5	0-0	.000	0-0	.000	0-2	.000	0	2	2	2.5	0	0	0	1	0	0	0.0	
MIAMI (OHIO)	11/29/11	3	0-0	.000	0-0	.000	0-0	.000	0	1	1	2.2	0	0	0	0	0	0	0.0	
at Georgia	12/02/11	0	0-0	.000	0-0	.000	0-0	.000	0	0	0	1.8	0	0	0	0	0	0	0.0	
at Xavier	12/10/11	9	0-0	.000	0-0	.000	0-0	.000	0	1	1	1.7	0	0	0	1	1	0	0.0	
at Wright State	12/14/11	17	1-1	1.000	0-0	.000	0-0	.000	0	2	2	1.8	5	1	0	2	0	2	0.3	
RADFORD	12/17/11	17	1-1	1.000	0-0	.000	1-1	1.000	0	4	4	2.0	4	0	0	2	0	3	0.6	
ARKANSAS-PINE BLUFF	12/21/11	21	3-5	.600	0-0	.000	1-3	.333	3	3	6	2.4	3	1	3	3	0	7	1.2	
CHICAGO STATE	12/23/11	22	1-3	.333	0-0	.000	0-0	.000	3	4	7	2.8	2	0	0	7	3	2	1.3	
vs Oklahoma	12/29/11	14	0-1	.000	0-0	.000	0-0	.000	1	2	3	2.8	4	0	0	1	1	0	1.2	
at Pittsburgh	01/01/12	5	0-1	.000	0-0	.000	0-0	.000	1	0	1	2.7	0	0	0	0	0	0	1.1	
SYRACUSE	01/23/12	1	0-0	.000	0-0	.000	0-0	.000	0	0	0	2.5	1	0	0	0	0	0	1.0	
DEPAUL	02/04/12	1	0-0	.000	0-0	.000	0-0	.000	0	0	0	2.3	1	0	1	0	0	0	0.9	
at St. John's	2/8/12	3	0-0	.000	0-0	.000	0-0	.000	1	2	3	2.4	3	0	3	0	0	0	0.9	
at Marquette	2/11/12	1	0-0	.000	0-0	.000	0-0	.000	0	0	0	2.2	0	0	0	0	0	0	0.8	
Totals		1	145	6-15	.400	0-0	.000	2-6	.333	11	27	38	2.2	27	2	8	23	5	14	0.8

GAINES' CAREER STATISTICS - ALL GAMES

Season	gp-gs	min/avg	Total		3-Point		F-Throws		Rebounds				Scoring							
			fg-fga	pct	fg-fga	pct	ft-fga	pct	off	def	tot	avg	pf	fo	ast	to	blk	stl	pts	avg
2011	17-1	145/8.5	6-15	.400	0-0	.000	2-6	.333	11	27	38	2.2	27	1	2	8	23	5	14	0.8
2012	2-0	20/10.0	1-2	.500	0-0	.000	0-2	.000	2	4	6	3.0	7	0	0	0	4	0	2	1.0
TOTAL	19-1	165/8.7	7-17	.412	0-0	.000	2-8	.250	13	31	44	2.3	34	1	2	8	27	5	16	0.8



DAVID NYARSUK

JR.-TR. • C • 7-1 • 230
 JUBA, SENEGAL
 MOUNTAIN STATE UNIVERSITY (W.VA.)

33

Pronunciation: David Nahr-SUK

Noting Nyarsuk: Owns a standing reach of 9-6 and a wing span of 7-1.5.

2012-13 Season (Junior): Produced six points, six boards, a career-high five blocks and one assist vs. N.C. AGT (11/18) ... scored eight points and grabbed three rebounds in 13 minutes against Miss. Valley St. (11/13) ... tallied nine points on 4-of-6 shooting to go with six rebounds and a pair of blocks in his UC debut vs. UT Martin (11/11).

Prior to Cincinnati: Played two seasons at Mountain State University, an NAIA school in Beckley, W.Va. ... helped guide the Cougars to the 2011 NAIA Division I national championship game, the 2012 national semifinals and a 59-15 combined record ... ranked second in the nation in blocks as a freshman (97) and sophomore (102) while averaging 10.2 points, 8.0 rebounds and 2.8 blocks during his two seasons ... averaged 9.8 points, 8.1 rebounds and 2.9 blocks while shooting 55.7 percent from the field and recording eight double-doubles during the 2011-12 season ... helped the Cougars finish the 2001-12 season ranked fourth in the final coaches' Top 25 poll ... ranked as the 19th-best center in the 2010 recruiting class according to ESPN ... attended Mountain State Academy, also in Beckley, W.Va., where he averaged 10 points, 10 rebounds and four blocks during the 2009-10 season ... averaged 10.1 points, 9.5 rebounds and 2.9 blocks at The Patterson School in Lenoir, N.C. during the 2008-09 campaign.

Personal: David Hillary Nyarsuk ... born Feb. 5, 1991 in Juba, Sudan ... son of Hillary Modi and Catrina Andria ... has four sisters and two brothers ... speaks three languages: English, Arabic and Bari ... majoring in criminal justice.

NYARSUK'S SEASON & CAREER HIGHS

2012-13 Season		Career
9 vs. UT Martin, 11/11/12	Pts	9 vs. UT Martin, 11/11/12
6 vs. UT Martin, 11/11/12	FG Atts	6 vs. UT Martin, 11/11/12
4 vs. UT Martin, 11/11/12	FG Made	4 vs. UT Martin, 11/11/12
0	3PT-FG Atts	0
0	3PT-FG Made	0
6, 2x (last vs. N.C. AGT, 11/18/12)	Rebs	6, 2x (last vs. N.C. AGT, 11/18/12)
1 vs. N.C. AGT, 11/18/12	Assts	1 vs. N.C. AGT, 11/18/12
0	Stls	0
5 vs. N.C. AGT, 11/18/12	Blks	5 vs. N.C. AGT, 11/18/12
24 vs. UT Martin, 11/11/12	Mins	24 vs. UT Martin, 11/11/12

NYARSUK'S MISCELLANEOUS STATISTICS

Category	2012-13	Career
Double-Figure Scoring Games	0	0
Double-Figure Rebounding Games	0	0
Double-Double Games	0	0
20-Point Scoring Games	0	0
Games Led UC in Scoring	0	0
Games Led UC in Rebounding	0	0
Games Led UC in Assists	0	0
Games With 3+ Assists	0	0
Games With 3+ Blocks	1	1
Games With 3+ Steals	0	0
Games With 3+ Three-Pointers	0	0


GAME-BY-GAME STATISTICS

2012-13 (JUNIOR SEASON)

Opponent	Date	gs	min	Total		3-Pointers		Free Throws		Rebounds				pf	a	to	blk	stl	pts	avg
				fg-fga	pct	3fg-fga	pct	ft-fa	pct	off	def	tot	avg							
UT MARTIN	11/11/12	24	4-6	.667	0-0	.000	1-1	1.000	1	5	6	6.0	2	0	0	2	0	9	9.0	
MISS. VALLEY ST.	11/13/12	13	3-5	.600	0-0	.000	2-4	.500	2	1	3	4.5	2	0	1	0	0	8	8.5	
NORTH CAROLINA A&T	11/18/12	12	3-3	1.000	0-0	.000	0-0	.000	2	4	6	5.0	0	1	3	5	0	6	7.7	
Totals		0	49	10-14	.714	0-0	.000	3-5	.600	5	10	15	5.0	4	1	4	7	0	23	7.7

NYARSUK'S CAREER STATISTICS - ALL GAMES

Season	gp-gs	min/avg	Total		3-Point		F-Throws		Rebounds				Scoring							
			fg-fga	pct	fg-fga	pct	ft-fa	pct	off	def	tot	avg	pf	fo	ast	to	blk	stl	pts	avg
2012	3-0	49/16.3	10-14	.714	0-0	.000	3-5	.600	5	10	15	5.0	4	0	1	4	7	0	23	7.7
TOTAL	3-0	49/16.3	10-14	.714	0-0	.000	3-5	.600	5	10	15	5.0	4	0	1	4	7	0	23	7.7



JAQUON PARKER

SR • G • 6-3 • 198
SUFFOLK, VA.
KING'S FORK

44

Pronunciation: Juh-KWON Parker

2012-13 Season (Senior): Dished out a game-high-tying five assists with three points and three rebounds vs. N.C. A&T (11/18) ... tallied 13 points with four rebounds, three steals and two assists against Miss. Valley St. (11/13/12) ... scored eight points to go with six rebounds in the season opener against UT Martin (11/11).

2011-12 Season (Junior): Played in 30 games with 24 starts, averaging 26.6 minutes ... averaged a career-best 9.4 points while finishing second on the team averaging 5.6 rebounds ... averaged 12.4 points and 7.4 rebounds during the last eight games of the season, ranking second on the team in scoring and rebounding during the stretch ... led UC in rebounding during the NCAA tournament, averaging 7.7 rebounds ... led the Bearcats in rebounding at 8.3 boards per game while averaging 9.3 points during the BIG EAST Championship, leading UC in rebounding in every conference tournament game ... scored in double figures in 12 games during the season ... led UC in rebounding in five games ... tallied nine points and a career-high 11 rebounds with four assists against Florida State (3/18) in the NCAA tournament third round ... posted 10 points on 5-of-9 shooting and corralled seven rebounds vs. Louisville (3/10) in the BIG EAST Championship title game ... recorded nine points, 10 rebounds and three assists vs. Georgetown (3/8) in the BIG EAST Championship quarterfinals... named to BIG EAST Weekly Honor Roll (3/4) for his efforts in wins over Marquette (2/29) and at Villanova (3/3) ... scored 11 points at Villanova (3/3) ... recorded a career-high 28 points on 10-of-18 shooting along with seven rebounds and two assists in a win against Marquette (2/29) ... scored a team-high 15 points on 6-of-12 shooting to go with a league season-high eight rebounds and four assists at Marquette (2/11) ... led all scorers with 21 points, posting four three-pointers, seven rebounds, three assists and one steal at Pitt (1/1) ... scored 17 points, making a trio of three-pointers vs. Arkansas-Pine Bluff (12/21) ... missed UC's first seven games due to a right groin injury suffered during the preseason.

Personal: JaQuon Louis Parker ... born March 29, 1990 in Suffolk, Va. ... son of Gwinn Parker and Jociba Rodgers ... has three brothers: Mike Parker, Ahmar Parker and Jociba Brinkley and two sisters: Chasady and Tamara Parker ... majoring in criminal justice.

PARKER'S SEASON & CAREER HIGHS

2012-13 Season		Career
13 vs. MVSU, 11/13/12	Pts	28 vs. Marquette, 2/29/12
11 vs. MVSU, 11/13/12	FG Atts	18 vs. Marquette, 2/29/12
5 vs. MVSU, 11/13/12	FG Made	10 vs. Marquette, 2/29/12
3, 2x (last vs. MVSU, 11/13/12)	3PT-FG Atts	6, 2x (last at Pittsburgh, 1/1/12)
2 vs. UT Martin, 11/11/12	3PT-FG Made	4 at Pitt, 1/1/12
6 vs. UT Martin, 11/11/12	Rebs	11 vs. Florida State, 3/18/12
5 vs. N.C. A&T, 11/18/12	Assts	6 vs. St. Francis, 12/23/10
3 vs. MVSU, 11/13/12	Stls	2, 2x (last vs. St. Francis, 12/23/10)
1 vs. UT Martin, 11/11/12	Blks	1, 3x (last vs. Villanova, 1/14/12)
21 vs. UT Martin, 11/11/12	Mins	46 vs. Georgetown, 3/8/12

PARKER'S MISCELLANEOUS STATISTICS

Category	2012-13	Career
Double-Figure Scoring Games	1	17
Double-Figure Rebounding Games	0	2
Double-Double Games	0	0
20-Point Scoring Games	0	2
Games Led UC in Scoring	0	4
Games Led UC in Rebounding	0	7
Games Led UC in Assists	1	6
Games With 3+ Assists	1	11
Games With 3+ Blocks	0	0
Games With 3+ Steals	1	1
Games With 3+ Three-Pointers	0	7

GAME-BY-GAME STATISTICS

2012-13 (SENIOR SEASON)

Opponent	Date	gs	min	Total		3-Pointers		Free throws		Rebounds					pts	avg				
				fg-fga	pct	3fg-fga	pct	ft-fa	pct	off	def	tot	avg	pf			a	to	blk	stl
UT MARTIN	11/11/12	*	21	2-3	.667	2-3	.667	2-2	1.000	1	5	6	6.0	1	2	2	1	1	8	8.0
MISS. VALLEY ST.	11/13/12	*	20	5-11	.455	1-3	.333	2-3	.667	4	0	4	5.0	1	2	0	0	3	13	10.5
NORTH CAROLINA A&T	11/18/12	*	13	1-5	.200	0-1	.000	1-1	1.000	0	3	3	4.3	1	5	0	0	3	8.0	
Totals			54	8-19	.421	3-7	.429	5-6	.833	5	8	13	4.3	3	9	2	1	4	24	8.0

PARKER'S CAREER STATISTICS - ALL GAMES

Season	gp-gs	min/avg	Total		3-Point		F-Throws		Rebounds				Scoring							
			fg-fga	pct	fg-fga	pct	ft-fa	pct	off	def	tot	avg	pf	fo	ast	to	blk	stl	pts	avg
2009	26-8	342/13.2	37-82	.451	17-47	.362	20-33	.606	21	52	73	2.8	22	0	26	19	1	9	111	4.3
2010	23-1	196/8.5	9-49	.184	3-20	.150	14-24	.583	12	28	40	1.7	10	0	18	13	1	5	35	1.5
2011	30-24	798/26.6	99-238	.416	26-70	.371	57-84	.679	55	113	168	5.6	55	0	38	31	2	17	281	9.4
2012	3-3	54/18.0	8-19	.421	3-7	.429	5-6	.833	5	8	13	4.3	3	0	9	2	1	4	24	8.0
TOTAL	82-36	1390/17.0	153-388	.394	49-144	.340	96-147	.653	93	201	294	3.6	90	0	91	65	5	35	451	5.5

PLAYER GAME-BY-GAME STATISTICS

44 - JaQUON PARKER • G • 6-3 • 198 • SR. • SUFFOLK, VA.

2011-12 (JUNIOR SEASON)

Opponent	Date	gs	min	Total		3-Pointers		Free throws		Rebounds				pf	a	tlo	blk	stl	pts	avg
				fg-fga	pct	3fg-fga	pct	ft-fla	pct	off	def	tot	avg							
at Xavier	12/10/11	15	1-2	500	0-0	.000	2-2	1.000	2	1	3	3.0	3	0	1	0	1	4	4.0	
at Wright State	12/14/11	* 23	5-8	625	2-3	.667	2-3	.667	4	2	6	4.5	3	1	3	0	1	14	9.0	
RADFORD	12/17/11	* 26	4-7	571	1-1	1.000	0-0	.000	3	6	9	6.0	1	3	1	0	0	9	9.0	
ARKANSAS-PINE BLUFF	12/21/11	* 18	5-7	714	3-3	1.000	4-5	.800	1	0	1	4.8	2	0	1	0	0	17	11.0	
CHICAGO STATE	12/23/11	* 23	4-6	667	0-1	.000	0-0	.000	1	6	7	5.2	1	4	1	0	0	8	10.4	
vs Oklahoma	12/29/11	* 34	2-8	250	1-3	.333	6-6	1.000	4	5	9	5.8	0	2	0	0	1	11	10.5	
at Pittsburgh	01/01/12	* 37	7-11	636	4-6	.667	3-5	.600	4	3	7	6.0	2	3	1	0	1	21	12.0	
NOTRE DAME	01/04/12	* 31	3-8	375	3-5	.600	2-2	1.000	0	5	5	5.9	2	1	1	0	1	11	11.9	
ST. JOHN'S	01/07/12	* 21	0-7	000	0-1	.000	0-0	.000	3	3	6	5.9	1	1	0	0	2	0	10.6	
at Georgetown	01/09/12	* 11	0-1	000	0-1	.000	0-0	.000	1	1	2	5.5	0	0	0	0	1	0	9.5	
VILLANOVA	01/14/12	17	2-4	500	1-2	.500	2-3	.667	0	0	0	5.0	4	1	0	1	0	7	9.3	
at Connecticut	1/18/12	20	5-10	500	2-4	.500	0-0	.000	0	4	4	4.9	3	1	0	0	0	12	9.5	
vs West Virginia	1/21/12	26	3-7	429	0-1	.000	3-5	.600	2	2	4	4.8	3	1	0	1	0	9	9.5	
SYRACUSE	01/23/12	17	1-7	143	0-3	.000	0-0	.000	1	3	4	4.8	4	0	0	0	0	2	8.9	
at Rutgers	01/28/12	21	2-8	250	0-3	.000	3-4	.750	0	3	3	4.7	4	1	3	0	1	7	8.8	
DEPAUL	02/04/12	* 24	2-3	667	0-0	.000	0-0	.000	0	5	5	4.7	1	0	3	0	1	4	8.5	
at St. John's	2/8/12	* 25	2-6	333	0-0	.000	1-2	.500	2	3	5	4.7	0	1	1	0	1	5	8.3	
at Marquette	2/11/12	* 32	6-12	500	0-2	.000	3-6	.500	3	5	8	4.9	3	4	1	0	1	15	8.7	
PROVIDENCE	2/15/12	* 38	3-9	333	0-0	.000	2-2	1.000	1	4	5	4.9	0	0	1	0	0	8	8.6	
SETON HALL	02/18/12	* 32	4-9	444	2-5	.400	2-4	.500	1	6	7	5.0	1	0	1	1	1	12	8.8	
LOUISVILLE	02/23/12	* 14	0-4	000	0-1	.000	0-0	.000	3	1	4	5.0	0	1	0	0	0	0	8.4	
at USF	2/26/12	* 32	2-9	222	1-3	.333	1-2	.500	1	4	5	5.0	0	0	0	0	0	6	8.3	
MARQUETTE	02/29/12	* 35	10-18	556	2-4	.500	6-8	.750	2	5	7	5.0	3	2	0	0	0	28	9.1	
at Villanova	03/03/12	* 31	3-7	429	1-2	.500	4-5	.800	2	2	4	5.0	0	0	3	0	0	11	9.2	
vs GEORGETOWN	3/8/12	* 46	4-10	400	1-4	.250	0-0	.000	3	7	10	5.2	3	3	1	0	0	9	9.2	
vs Syracuse	3/9/12	* 31	2-8	250	0-1	.000	5-7	.714	2	6	8	5.3	1	0	1	0	2	9.2		
vs Louisville	3/10/12	* 32	5-9	556	0-1	.000	4-4	.000	0	7	7	5.4	3	0	1	0	1	10	9.2	
vs Texas	3/16/12	* 34	6-15	400	1-5	.200	0-0	.000	2	4	6	5.4	2	3	2	0	0	13	9.4	
vs Florida State	3/18/12	* 30	2-8	250	0-1	.000	5-6	.833	5	6	11	5.6	3	4	1	0	0	9	9.3	
vs Ohio State	3/22/12	* 32	4-10	400	1-4	.250	1-3	.333	2	4	6	5.6	2	2	3	0	1	10	9.4	
Totals		24	798	99-238	416	26-70	.371	57-84	.679	55	113	168	5.6	55	38	31	2	17	281	9.4

2010-11 (SOPHOMORE SEASON)

Opponent	Date	gs	min	Total		3-Pointers		Free throws		Rebounds				pf	a	tlo	blk	stl	pts	avg
				fg-fga	pct	3fg-fga	pct	ft-fla	pct	off	def	tot	avg							
MOUNT ST. MARY'S	11/15/10	14	0-1	.000	0-1	.000	2-2	1.000	1	0	1	1.0	2	0	1	0	0	2	2.0	
IPFW	11/20/10	6	0-3	.000	0-2	.000	0-0	.000	0	1	1	1.0	0	0	0	0	0	0	1.0	
FLORIDA A&M	11/22/10	14	1-4	250	1-3	.333	1-2	.500	2	3	5	2.3	1	0	0	0	0	4	2.0	
SAVANNAH STATE	11/24/10	13	1-4	250	1-1	1.000	0-0	.000	0	2	2	2.3	1	0	0	0	1	3	2.3	
vs Dayton	11/27/10	19	0-3	.000	0-2	.000	1-2	.500	0	2	2	2.2	1	1	0	1	0	1	2.0	
WRIGHT STATE	12/01/10	7	0-1	.000	0-1	.000	0-2	.000	1	1	2	2.2	0	2	1	0	0	0	1.7	
at TOLEDO	12/04/10	21	1-5	200	0-2	.000	0-0	.000	1	3	4	2.4	0	4	1	0	0	2	1.7	
UTAH VALLEY	12/11/10	10	0-3	.000	0-1	.000	3-5	.600	1	0	1	2.3	1	0	3	0	0	3	1.9	
GEORGIA SOUTHERN	12/14/10	17	1-3	333	0-1	.000	4-4	1.000	0	4	4	2.4	0	2	1	0	1	6	2.3	
at Oklahoma	12/18/10	7	0-2	.000	0-1	.000	0-0	.000	0	3	3	2.5	1	2	0	0	1	0	2.1	
at Miami	12/21/10	2	0-0	.000	0-0	.000	0-0	.000	0	0	0	2.3	0	0	0	0	0	0	1.9	
ST. FRANCIS (PA.)	12/23/10	* 20	2-7	286	1-2	.500	0-2	.000	2	6	8	2.8	1	6	1	0	2	5	2.2	
DEPAUL UNIVERSITY	12/28/10	7	0-0	.000	0-0	.000	0-0	.000	1	1	2	2.7	1	0	0	0	0	0	2.0	
at Villanova	01/09/11	4	0-1	.000	0-0	.000	0-0	.000	0	0	0	2.5	0	1	2	0	0	0	1.9	
USF	01/12/11	3	0-0	.000	0-0	.000	1-2	.500	0	0	0	2.3	0	0	0	0	0	1	1.8	
at Notre Dame	1-19-11	4	0-2	.000	0-0	.000	1-2	.500	1	1	2	2.3	0	0	0	0	0	1	1.8	
at St. John's	01/22/11	1	0-0	.000	0-0	.000	0-0	.000	0	0	0	2.2	0	0	0	0	0	0	1.6	
at PITT	02/05/11	7	0-1	.000	0-0	.000	0-0	.000	1	0	1	2.1	0	0	1	0	0	0	1.6	
at Marquette	3/2/11	3	0-0	.000	0-0	.000	0-0	.000	0	0	0	2.0	0	0	0	0	0	0	1.5	
GEORGETOWN	03/05/11	2	0-0	.000	0-0	.000	0-0	.000	0	0	0	1.9	0	0	0	0	0	0	1.4	
vs USF	3/9/2011	3	2-2	1.000	0-0	.000	1-1	1.000	0	0	0	1.8	0	0	0	0	0	0	1.6	
vs Notre Dame	03/10/11	8	0-5	.000	0-2	.000	0-0	.000	1	1	2	1.8	1	0	2	0	0	0	1.5	
vs Connecticut	03/19/11	4	1-2	500	0-1	.000	0-0	.000	0	0	0	1.7	0	0	0	0	0	2	1.5	
Totals		1	196	9-49	.184	3-20	.150	14-24	.583	12	28	40	1.7	10	18	13	1	5	35	1.5

2009-10 (FRESHMAN SEASON)

Opponent	Date	gs	min	Total		3-Pointers		Free throws		Rebounds				pf	a	tlo	blk	stl	pts	avg
				fg-fga	pct	3fg-fga	pct	ft-fla	pct	off	def	tot	avg							
PRAIRIE VIEW A&M	11/16/09	3	0-0	.000	0-0	.000	0-0	.000	0	0	0	0.0	0	0	0	0	0	0	0	0.0
TOLEDO	11/18/09	13	2-3	667	1-2	.500	0-0	.000	0	5	5	2.5	0	2	0	0	1	5	2.5	
vs VANDERBILT	11/23/09	8	2-2	1.000	0-0	.000	0-0	.000	0	1	1	2.0	0	1	1	0	0	4	3.0	
vs MARYLAND	11/24/09	16	1-3	333	0-2	.000	0-1	.000	0	4	4	2.5	4	1	1	0	1	2	2.8	
vs GONZAGA	11/25/09	2	0-1	.000	0-1	.000	0-0	.000	0	1	1	2.2	1	0	0	0	0	0	2.2	
TEXAS SOUTHERN	12/01/09	23	2-6	333	0-3	.000	6-9	.667	0	7	7	3.0	1	3	0	0	1	10	3.5	
MIAMI (OH)	12/10/09	* 6	0-1	.000	0-1	.000	0-0	.000	0	2	2	2.9	0	0	1	0	1	0	3.0	
at Xavier	12/13/09	3	0-0	.000	0-0	.000	0-0	.000	0	0	0	2.5	1	0	0	0	0	0	2.6	
LIPSCOMB	12/19/09	16	2-5	400	2-5	.400	0-0	.000	0	3	3	2.6	0	2	2	0				

GAME 1

UT Martin57
at No. 24/rv Cincinnati 80
Nov. 11, 2012 • Cincinnati, Ohio
(Fifth Third Arena)

(AP) - Cashmere Wright scored 16 points and Sean Kilpatrick added 14 as No. 24 Cincinnati cruised to an 80-57 season-opening win over Tennessee-Martin.

Eleven different players scored for the Bearcats. Justin Jackson had 11 rebounds and Cincinnati blocked 10 shots.

Titus Rubles, a junior-college transfer making his Bearcats debut, came off the bench to score eight points and grab seven rebounds.

Jeremy Washington, who scored 10 points in Tennessee-Martin's season-opening 84-69 loss at Arkansas-Little Rock on Friday, led the Skyhawks (0-2) with 15 points. Myles Taylor and Mike Liabo each 12 points while Justin Childs chipped in with 10 for Tennessee-Martin.

Cincinnati improved to 91-21 in season openers, including 80-10 at home. Cincinnati has won 47 of its last 48 season openers at home, the only loss coming to Belmont 86-75 in the 2007-2008 tip-off.

The win was the 114th for Bearcats' coach Mick Cronin, snapping a tie with Ed Jucker for fifth place on the program's career coaching wins list. Cronin, starting his seventh year at his alma mater, is 114-88. Jucker guided Cincinnati to NCAA championships in 1961 and 1962.

UT Martin (0-2)

Name	fg-a	3-a	ft-a	o-d-t	pf	tp	a	to	b	s	m
Taylor, M.	5-14	0-3	2-2	1-5-6	5	12	0	0	1	2	26
Washington	4-12	0-1	7-7	3-3-6	1	15	1	2	1	3	31
Jones	1-7	1-3	2-4	0-2-2	4	5	0	1	0	0	20
Minor	0-1	0-0	0-0	0-3-3	4	0	1	2	0	4	26
Childs	3-10	2-5	2-2	1-1-2	1	10	1	1	0	3	36
Dowdell	0-1	0-0	0-0	1-0-1	1	0	0	1	0	1	11
Oldham	1-1	1-1	0-0	0-1-1	2	3	0	0	0	0	6
Taylor, K.	0-0	0-0	0-0	0-0-0	0	0	0	0	0	0	6
Smith	0-0	0-0	0-0	0-0-0	0	0	0	1	0	0	0+
Liabo	5-17	2-9	0-3	1-4-5	1	12	3	0	0	0	26
McLaughlin	0-4	0-0	0-2	1-2-3	3	0	0	2	0	0	12
TEAM	1-1-2										
Totals	19-67	6-22	13-20	9-22-31	22	57	6	10	2	13	

Cincinnati (1-0)

Name	fg-a	3-a	ft-a	o-d-t	pf	tp	a	to	b	s	m
Jackson	3-6	0-1	1-4	3-8-11	2	7	2	5	1	2	24
Mbodj	1-4	0-0	3-5	3-3-6	3	5	0	0	4	1	16
Wright	6-10	4-7	0-0	0-4-4	2	16	3	3	0	0	19
Kilpatrick	5-11	1-5	3-5	1-2-3	0	14	1	3	0	1	23
Parker	2-3	2-3	2-2	1-5-6	1	8	2	2	1	1	21
Davis III	2-5	1-2	0-0	0-1-1	1	5	3	0	0	0	13
Rubles	3-6	0-1	2-4	3-4-7	1	8	4	3	0	0	16
Thomas	1-4	0-0	1-2	0-1-1	1	3	0	1	0	0	12
Eppensteiner	0-1	0-1	0-0	0-0-0	0	0	0	0	0	0	1
Guyn	1-2	1-1	1-2	0-2-2	3	4	1	1	2	0	17
Sanders	0-1	0-0	1-2	1-1-2	0	1	3	1	0	0	14
Nyarsuk	4-6	0-0	1-1	1-5-6	2	9	0	0	2	0	24
TEAM	2-3-5										
Totals	28-59	9-21	15-27	15-39-54	16	80	19	19	10	6	

Score by Periods

	1st	2nd	Total
UT Martin	17	40	57
Cincinnati	43	37	80
FG%:UTM 28.4, CIN 47.5; 3FG%: UTM 27.3, CIN 42.9; FT%: UTM 65.0, CIN 55.6; Officials: Wally Rutecki, Tony Greene, Lamar Simpson			
Attendance: 5, 728			
Points in the paint-UTM 18,CIN 36. Points off turnovers-UTM 15,CIN 7.			
2nd chance points-UTM 13,CIN 7. Fast break points-UTM 6,CIN 14.			
Bench points-UTM 15,CIN 30. Score tied-1 time. Lead changed-1 time.			
Last FG-UTM 2nd-00:00, CIN 2nd-01:13.			
Largest lead-UTM by 2 1st-18:56, CIN by 36 2nd-13:59.			

GAME 2

Mississippi Valley State 60
at No. 24/24 Cincinnati102
Nov. 13, 2012 • Cincinnati, Ohio
(Fifth Third Arena)

Sean Kilpatrick scored a game-high 20 points as No. 24 Cincinnati defeated Mississippi Valley State 102-60.

Kilpatrick produced 13 of his 20 points in the second to lead a trio of Bearcats double-digit scorers. JaQuon Parker and Cashmere Wright added 13 and 11, respectively.

The Bearcats shot 55 percent from the field for the game, including a blistering 67 percent in the second half.

Defensively, UC held the Delta Devils to 34.4 percent, including 29.4 percent in the first half, while out-rebounding MVSU 54-60 and blocking seven shots, led by Cheikh Mbodj's (four swats. Mbodj, who totaled eight points and six rebounds, has eight blocks through the first two games of the season. Kilpatrick and Justin Jackson each totaled a game-high eight rebounds.

Cincinnati built a 20-point halftime lead, at 43-23, thanks to 11 points scored off seven MVSU turnovers and a solid defensive effort that held the Delta Devils to a 29.4 shooting percentage. The Bearcats produced five blocked shots, including three from Mbodj, and outrebounded MVSU 32-16 through the first 20 minutes.

Mississippi Valley State (0-2)

Name	fg-a	3-a	ft-a	o-d-t	pf	tp	a	to	b	s	m
Page	6-16	0-0	0-0	1-7-8	2	12	1	3	1	0	34
Usher	4-9	2-4	4-10	1-3-4	2	14	1	4	0	2	37
Brandt	1-8	1-6	0-0	0-1-1	4	3	2	1	0	0	22
Francis	3-14	0-0	1-4	1-3-4	3	7	1	3	0	0	27
Smith	3-4	0-0	3-3	2-3-5	3	9	0	1	1	2	24
Marshall	4-7	4-5	1-2	0-1-1	1	13	2	2	0	0	25
Dobbs	2-9	0-3	0-0	0-2-2	1	4	1	0	0	1	16
Samples	0-2	0-0	0-0	0-0-0	1	0	0	1	0	0	4
Henry	0-0	0-0	0-0	0-0-0	0	0	0	0	0	0	1
Ralling	1-3	0-1	0-0	0-0-0	3	2	0	1	0	0	10
Framery	0-0	0-0	0-0	0-0-0	0	0	0	0	0	0	6
Tomlin	3-7	0-0	0-0	0-1-1	2	6	6	2	0	1	23
Holley	1-1	0-0	0-0	1-1-2	1	2	0	0	0	0	5
TEAM	5-1-6										
Totals	22-64	7-19	9-19	10-16-26	21	60	13	15	1	6	

Cincinnati (2-0)

Name	fg-a	3-a	ft-a	o-d-t	pf	tp	a	to	b	s	m
Jackson	2-3	0-0	1-2	1-7-8	4	5	0	3	0	0	15
Mbodj	3-8	0-0	2-4	3-3-6	2	8	0	0	4	0	19
Wright	4-10	3-7	0-0	0-0-0	0	11	5	1	0	1	22
Kilpatrick	9-12	2-3	0-0	1-6-7	0	20	1	2	0	1	25
Parker	5-11	1-3	2-3	4-0-4	1	13	2	0	0	3	20
Davis	2-4	1-2	4-4	0-4-4	1	9	2	3	0	0	10
Rubles	3-6	1-2	1-3	0-7-7	0	8	5	0	2	0	20
Thomas	3-3	0-0	0-0	2-2-4	0	6	2	2	0	0	11
Eppensteiner	0-0	0-0	0-0	0-0-0	0	0	1	0	0	0	3
Guyn	1-2	0-0	2-2	0-1-1	3	4	1	1	0	1	20
Sanders	3-5	0-1	2-3	0-3-3	0	8	1	2	0	1	13
Gaines	1-1	0-0	0-0	1-2-3	4	2	0	0	1	0	9
Nyarsuk	3-5	0-0	2-4	2-1-3	2	8	0	1	0	0	13
TEAM	4-0-4										
Totals	39-70	8-18	16-25	18-36-54	17	102	20	15	7	7	

Score by Periods

	1st	2nd	Total
Miss. Valley St.	23	37	60
Cincinnati	43	59	102
FG%:MVSU 34.4, CIN 55.7; 3FG%: MVSU 36.8, CIN 44.4; FT%: MVSU 47.4, CIN 64.0; Officials: John Gaffney, Paul Szec, Earl Walton			
Technical fouls: Miss. Valley St.-None. Cincinnati-None.			
Attendance: 5,617			
Points in the paint-MVSU 18,CIN 56. Pts off turnovers-MVSU 2,CIN 19.			
2nd chance points-MVSU 11,CIN 13. Fast break pts-MVSU 4,CIN 23.			
Bench pts-MVSU 14,CIN 45. Score tied-0 times. Lead changed-0 times.			
Last FG-MVSU 2nd-01:09, CIN 2nd-00:18.			
Largest lead-MVSU None, CIN by 42 2nd-01:30.			

GAME 3

North Carolina A&T 39
at No. 24/24 Cincinnati 93
Nov. 18, 2012 • Cincinnati, Ohio
(Fifth Third Arena)

Sean Kilpatrick scored a career-high 29 points as No. 24-ranked Cincinnati defeated North Carolina A&T 93-39. He made a career-best eight 3-pointers in 12 attempts, while adding seven rebounds and a game-high five assists.

The Bearcats had a big day on the defensive end. UC's 56 rebounds are their most during head coach Mick Cronin's tenure, as were their 12 blocked shots, while their 15 steals were the most since Dec. 22, 2009 vs. Arkansas Pine-Bluff. The Aggies' 15.2 shooting percentage is the lowest in the Cronin era. The 54-point margin of victory is the highest for UC since the 1995 season (63 points Dec. 19, 1994 vs. Cal-State Northridge).

Also scoring in double digits for UC was Cashmere Wright, who recorded 13 points with four steals, three boards and two assists. Bearcats centers David Nyarsuk and Cheikh Mbodj recorded block totals of five and four, respectively. U C's passing was crisp throughout the game as the Bearcats produced 24 assists on 36 made field goals and shot 51.4 percent.

North Carolina A&T (1-3)

Name	fg-a	3-a	ft-a	o-d-t	pf	tp	a	to	b	s	m
Upchurch	0-5	0-0	3-6	0-1-1	2	3	0	1	1	1	15
Witter	2-10	1-4	0-0	2-7-9	2	5	0	3	3	0	29
Louisme	0-6	0-4	5-6	2-1-3	1	5	2	1	0	2	18
Buck	0-3	0-1	1-2	1-2-3	3	1	0	1	0	0	23
Middleton	4-17	0-6	3-3	2-4-6	1	11	2	4	0	1	31
Smith	0-3	0-1	0-1	1-1-2	1	0	0	1	0	0	11
Powell	0-2	0-1	0-0	0-0-0	3	0	1	1	0	0	9
King	0-2	0-1	0-0	0-0-0	1	0	0	0	0	1	3
Underwood	2-6	2-3	2-2	0-1-1	3	8	0	3	0	1	20
Stewart	1-3	0-1	0-0	0-1-1	1	2	0	3	0	0	9
Behohn-Tolly	0-0	0-0	2-4	1-1-2	1	2	0	0	1	0	5
Siverand	0-0	0-0	0-0	1-1-2	2	0	0	0	0	0	4
Beckford	1-7	0-0	0-0	4-2-6	1	2	0	0	0	0	17
Butler	0-2	0-0	0-0	1-2-3	0	0	0	1	0	0	6
TEAM	3-1-4										
Totals	10-66	3-22	16-24	18-25-43	22	39	5	20	5	6	

Cincinnati (3-0)

Name	fg-a	3-a	ft-a	o-d-t	pf	tp	a	to	b	s	m
Jackson	3-6	0-0	0-0	4-3-7	1	6	3	2	0	3	16
Mobdj	4-4	0-0	0-0	1-3-4	1	8	0	1	4	0	18
Wright	4-10	3-8	2-4	1-2-3	2	13	2	1	0	4	18
Kilpatrick	10-15	8-12	1-4	1-6-7	0	29	5	0	0	2	26
Parker	1-5	0-1	1-1	0-3-3	1	3	5	0	0	0	13
Davis III	2-6	0-2	1-2	0-4-4	4	5	0	1	0	0	13
Rubles	2-5	0-1									



2012-13 Cincinnati Basketball Stats
Cincinnati Combined Team Statistics (as of Nov 18, 2012)
All games



RECORD:	OVERALL	HOME	AWAY	NEUTRAL
ALL GAMES	3-0	3-0	0-0	0-0
CONFERENCE	0-0	0-0	0-0	0-0
NON-CONFERENCE	3-0	3-0	0-0	0-0

#	Player	gp-gs	min	avg	Total		3-Point		F-Throw		Rebounds				pf	dq	a	to	blk	stl	pts	avg
					fg-fga	fg%	3fg-fga	3fg%	ft-fta	ft%	off	def	tot	avg								
23	KILPATRICK, Sean	3-3	74	24.7	24-38	.632	11-20	.550	4-9	.444	4	14	18	6.0	0	0	7	5	0	4	63	21.0
01	WRIGHT, Cashmere	3-3	59	19.7	14-30	.467	10-22	.455	2-4	.500	1	6	7	2.3	4	0	10	5	0	5	40	13.3
44	PARKER, JaQuon	3-3	54	18.0	8-19	.421	3-7	.429	5-6	.833	5	8	13	4.3	3	0	9	2	1	4	24	8.0
33	NYARSUK, David	3-0	49	16.3	10-14	.714	0-0	.000	3-5	.600	5	10	15	5.0	4	0	1	4	7	0	23	7.7
02	RUBLES, Titus	3-0	54	18.0	8-17	.471	1-4	.250	5-11	.455	3	14	17	5.7	4	0	11	4	2	4	22	7.3
13	MBODJ, Cheikh	3-3	53	17.7	8-16	.500	0-0	.000	5-9	.556	7	9	16	5.3	6	0	0	1	12	1	21	7.0
00	DAVIS III, Jeremiah	3-0	36	12.0	6-15	.400	2-6	.333	5-6	.833	0	9	9	3.0	6	0	5	4	0	0	19	6.3
05	JACKSON, Justin	3-3	55	18.3	8-15	.533	0-1	.000	2-6	.333	8	18	26	8.7	7	0	5	10	1	5	18	6.0
14	GUYN, Ge'Lawn	3-0	54	18.0	5-9	.556	2-3	.667	4-5	.800	0	7	7	2.3	7	0	3	3	2	2	16	5.3
03	THOMAS, Shaquille	3-0	43	14.3	7-15	.467	0-1	.000	1-2	.500	3	6	9	3.0	2	0	5	5	0	0	15	5.0
15	SANDERS, Jermaine	3-0	44	14.7	4-8	.500	0-2	.000	3-8	.375	2	6	8	2.7	0	0	5	4	0	1	11	3.7
24	GAINES, Kelvin	2-0	20	10.0	1-2	.500	0-0	.000	0-2	.000	2	4	6	3.0	7	0	0	0	4	0	2	1.0
10	EPPENSTEINER, Alex	3-0	5	1.7	0-1	.000	0-1	.000	1-2	.500	0	1	1	0.3	0	0	2	0	0	2	1	0.3
Team											6	6	12									
Total.....		3	600		103-199	.518	29-67	.433	40-75	.533	46	118	164	54.7	50	0	63	47	29	28	275	91.7
Opponents.....		3	600		51-197	.259	16-63	.254	38-63	.603	37	63	100	33.3	65	-	24	45	8	25	156	52.0

TEAM STATISTICS	CIN	OPP	Date	Opponent	Score	Att.
SCORING	275	156	11/11/12	UT MARTIN	w 80-57	5728
Points per game	91.7	52.0	11/13/12	MISS. VALLEY ST.	w 102-60	5617
Scoring margin	+39.7	-	11/18/12	NORTH CAROLINA A&T	w 93-39	5582
FIELD GOALS-ATT	103-199	51-197	* - Conference game			
Field goal pct	.518	.259				
3 POINT FG-ATT	29-67	16-63				
3-point FG pct	.433	.254				
3-pt FG made per game	9.7	5.3				
FREE THROWS-ATT	40-75	38-63				
Free throw pct	.533	.603				
F-Throws made per game	13.3	12.7				
REBOUNDS	164	100				
Rebounds per game	54.7	33.3				
Rebounding margin	+21.3	-				
ASSISTS	63	24				
Assists per game	21.0	8.0				
TURNOVERS	47	45				
Turnovers per game	15.7	15.0				
Turnover margin	-0.7	-				
Assist/turnover ratio	1.3	0.5				
STEALS	28	25				
Steals per game	9.3	8.3				
BLOCKS	29	8				
Blocks per game	9.7	2.7				
ATTENDANCE	16927	0				
Home games-Avg/Game	3-5642	0-0				
Neutral site-Avg/Game	-	0-0				

Score by Periods	1st	2nd	Totals
Cincinnati	133	142	275
Opponents	56	100	156



2012-13 Cincinnati Basketball Stats
Cincinnati Team Game-by-Game Comparison (as of Nov 18, 2012)
All games



Opponent	1st	2nd	Score	Mar	Total FG	FG Pct	3-Pointers	3FG Pct	Free Throws	FT Pct	Rebounds	Assist	T/Over	Block	Steal	Fouls
UT MARTIN	43/17	37/40	80-57	+23	28-59/19-67	.475/.284	9-21/6-22	.429/.273	15-27/13-20	.556/.650	54/31 +23	19/6	19/10	10/2	6/13	16/22
MISS. VALLEY ST.	43/23	59/37	102-60	+42	39-70/22-64	.557/.344	8-18/7-19	.444/.368	16-25/9-19	.640/.474	54/26 +28	20/13	15/15	7/1	7/6	17/21
NORTH CAROLINA A&T	47/16	46/23	93-39	+54	36-70/10-66	.514/.152	12-28/3-22	.429/.136	9-23/16-24	.391/.667	56/43 +13	24/5	13/20	12/5	15/6	17/22

Note: Game totals are displayed in the format TEAM/OPPONENT for each category



2012-13 Cincinnati Basketball
Cincinnati Season/Career Statistics (as of Nov 18, 2012)
All games



SEASON STATISTICS

CAREER STATISTICS

SUMMARY	gp-gs	min/g	fg%	3fg%	ft%	r/g	a/g	stl	blk	pts/g	gp-gs	min/g	fg%	3fg%	ft%	r/g	a/g	stl	blk	pts/g
KILPATRICK, Sean	3-3	24.7	.632	.550	.444	5.7	2.3	4	0	21.0	75-41	27.6	.442	.385	.722	4.0	1.8	80	14	12.4
WRIGHT, Cashmere	3-3	19.7	.467	.455	.500	2.3	3.3	5	0	13.3	109-84	25.1	.401	.348	.680	2.7	3.5	151	4	8.6
PARKER, JaQuon	3-3	18.0	.421	.429	.833	4.3	3.0	4	1	8.0	82-36	17.0	.394	.340	.653	3.6	1.1	35	5	5.5
NYARSUK, David	3-0	16.3	.714	.000	.600	5.0	0.3	0	7	7.7	3-0	16.3	.714	.000	.600	5.0	0.3	0	7	7.7
RUBLES, Titus	3-0	18.0	.471	.250	.455	5.7	3.7	4	2	7.3	3-0	18.0	.471	.250	.455	5.7	3.7	4	2	7.3
MBODJ, Cheikh	3-3	17.7	.500	.000	.556	5.3	0.0	1	12	7.0	31-4	10.5	.406	1.000	.444	2.5	0.1	4	31	2.2
DAVIS III, Jeremiah	3-0	12.0	.400	.333	.833	3.0	1.7	0	0	6.3	30-0	8.3	.395	.378	.600	1.1	0.6	13	1	2.9
JACKSON, Justin	3-3	18.3	.533	.000	.333	8.7	1.7	5	1	6.0	75-23	17.2	.523	.091	.442	3.6	0.9	64	80	3.9
GUYN, Ge'Lawn	3-0	18.0	.556	.667	.800	2.3	1.0	2	2	5.3	35-0	10.7	.410	.306	.684	0.9	0.7	20	2	2.5
THOMAS, Shaquille	3-0	14.3	.467	.000	.500	3.0	1.7	0	0	5.0	3-0	14.3	.467	.000	.500	3.0	1.7	0	0	5.0
SANDERS, Jermaine	3-0	14.7	.500	.000	.375	2.7	1.7	1	0	3.7	31-0	9.1	.400	.333	.462	1.3	0.6	2	2	1.9
GAINES, Kelvin	2-0	10.0	.500	.000	.000	3.0	0.0	0	4	1.0	19-1	8.7	.412	.000	.250	2.3	0.1	5	27	0.8
EPPENSTEINER, Alex	3-0	1.7	.000	.000	.500	0.3	0.7	2	0	0.3	24-0	1.8	.300	.250	.500	0.1	0.3	3	0	0.5

SCORING	fg-fga	fg%	3fg-fga	3fg%	ft-fta	ft%	pts	pts/g	fg-fga	fg%	3fg-fga	3fg%	ft-fta	ft%	pts	pts/g
KILPATRICK, Sean	24-38	.632	11-20	.550	4-9	.444	63	21.0	323-731	.442	149-387	.385	135-187	.722	930	12.4
WRIGHT, Cashmere	14-30	.467	10-22	.455	2-4	.500	40	13.3	325-810	.401	123-353	.348	166-244	.680	939	8.6
PARKER, JaQuon	8-19	.421	3-7	.429	5-6	.833	24	8.0	153-388	.394	49-144	.340	96-147	.653	451	5.5
NYARSUK, David	10-14	.714	0-0	.000	3-5	.600	23	7.7	10-14	.714	0-0	.000	3-5	.600	23	7.7
RUBLES, Titus	8-17	.471	1-4	.250	5-11	.455	22	7.3	8-17	.471	1-4	.250	5-11	.455	22	7.3
MBODJ, Cheikh	8-16	.500	0-0	.000	5-9	.556	21	7.0	28-69	.406	1-1	1.000	12-27	.444	69	2.2
DAVIS III, Jeremiah	6-15	.400	2-6	.333	5-6	.833	19	6.3	32-81	.395	14-37	.378	9-15	.600	87	2.9
JACKSON, Justin	8-15	.533	0-1	.000	2-6	.333	18	6.0	124-237	.523	1-11	.091	46-104	.442	295	3.9
GUYN, Ge'Lawn	5-9	.556	2-3	.667	4-5	.800	16	5.3	32-78	.410	11-36	.306	13-19	.684	88	2.5
THOMAS, Shaquille	7-15	.467	0-1	.000	1-2	.500	15	5.0	7-15	.467	0-1	.000	1-2	.500	15	5.0
SANDERS, Jermaine	4-8	.500	0-2	.000	3-8	.375	11	3.7	20-50	.400	7-21	.333	12-26	.462	59	1.9
GAINES, Kelvin	1-2	.500	0-0	.000	0-2	.000	2	1.0	7-17	.412	0-0	.000	2-8	.250	16	0.8
EPPENSTEINER, Alex	0-1	.000	0-1	.000	1-2	.500	1	0.3	3-10	.300	1-4	.250	4-8	.500	11	0.5

TOTALS	o-reb	d-reb	t-reb	pf	fo	ast	to	a/to	o-reb	d-reb	t-reb	pf	fo	ast	to	a/to
KILPATRICK, Sean	3	14	17	0	0	7	5	1.4	97	200	297	94	0	137	104	1.3
WRIGHT, Cashmere	1	6	7	4	0	10	5	2.0	58	238	296	213	3	386	213	1.8
PARKER, JaQuon	5	8	13	3	0	9	2	4.5	93	201	294	90	0	91	65	1.4
NYARSUK, David	5	10	15	4	0	1	4	0.3	5	10	15	4	0	1	4	0.3
RUBLES, Titus	3	14	17	4	0	11	4	2.8	3	14	17	4	0	11	4	2.8
MBODJ, Cheikh	7	9	16	6	0	0	1	0.0	36	40	76	53	1	4	8	0.5
DAVIS III, Jeremiah	0	9	9	6	0	5	4	1.3	5	29	34	26	0	19	20	1.0
JACKSON, Justin	8	18	26	7	0	5	10	0.5	110	160	270	194	9	68	101	0.7
GUYN, Ge'Lawn	0	7	7	7	0	3	3	1.0	5	28	33	43	0	23	22	1.0
THOMAS, Shaquille	3	6	9	2	0	5	5	1.0	3	6	9	2	0	5	5	1.0
SANDERS, Jermaine	2	6	8	0	0	5	4	1.3	14	27	41	11	0	19	17	1.1
GAINES, Kelvin	2	4	6	7	0	0	0	0.0	13	31	44	34	1	2	8	0.3
EPPENSTEINER, Alex	0	1	1	0	0	2	0	0.0	0	3	3	5	0	6	3	2.0



2012-13 Cincinnati Basketball Stats
Cincinnati Points-Rebounds-Assists (as of Nov 18, 2012)
All games



Opponent	Date	Score		00 DAVIS III,	01 WRIGHT,CAS	02 RUBLES,TIT	03 THOMAS,SHA	05 JACKSON,JU	10 EPPENSTEIN	13 MBODJ,CHEI
UT MARTIN	11/11/12	80-57	w	5-1-3	16-4-3	8-7-4	3-1-0	7-11-2	0-0-0	5-6-0
MISS. VALLEY ST.	11/13/12	102-60	w	9-4-2	11-0-5	8-7-5	6-4-2	5-8-0	0-0-1	8-6-0
NORTH CAROLINA A&T	11/18/12	93-39	w	5-4-0	13-3-2	6-3-2	6-4-3	6-7-3	1-1-1	8-4-0

Opponent	Date	Score		14 GUYN,GE'LA	15 SANDERS,JE	23 KILPATRICK	24 GAINES,KEL	33 NYARSUK,DA	44 PARKER,JAQ
UT MARTIN	11/11/12	80-57	w	4-2-1	1-2-3	14-3-1	DNP	9-6-0	8-6-2
MISS. VALLEY ST.	11/13/12	102-60	w	4-1-1	8-3-1	20-8-1	2-3-0	8-3-0	13-4-2
NORTH CAROLINA A&T	11/18/12	93-39	w	8-4-1	2-3-1	29-7-5	0-3-0	6-6-1	3-3-5



2012-13 Cincinnati Basketball Stats
Cincinnati Team High/Low Analysis (as of Nov 18, 2012)
All games



Cincinnati - TEAM GAME HIGHS

POINTS	102	MISS. VALLEY ST. (11/13/12)
	93	NORTH CAROLINA A&T (11/18/12)
	80	UT MARTIN (11/11/12)
FIELD GOALS MADE	39	MISS. VALLEY ST. (11/13/12)
	36	NORTH CAROLINA A&T (11/18/12)
FIELD GOAL ATTEMPTS	70	NORTH CAROLINA A&T (11/18/12)
	70	MISS. VALLEY ST. (11/13/12)
FIELD GOAL PERCENTAGE	.557 (39-70)	MISS. VALLEY ST. (11/13/12)
	.514 (36-70)	NORTH CAROLINA A&T (11/18/12)
3 PT FIELD GOALS MADE	12	NORTH CAROLINA A&T (11/18/12)
	9	UT MARTIN (11/11/12)
3 PT FG ATTEMPTS	28	NORTH CAROLINA A&T (11/18/12)
	21	UT MARTIN (11/11/12)
3 PT FG PERCENTAGE	.444 (8-18)	MISS. VALLEY ST. (11/13/12)
	.429 (12-28)	NORTH CAROLINA A&T (11/18/12)
	.429 (9-21)	UT MARTIN (11/11/12)
FREE THROWS MADE	16	MISS. VALLEY ST. (11/13/12)
	15	UT MARTIN (11/11/12)
FREE THROW ATTEMPTS	27	UT MARTIN (11/11/12)
	25	MISS. VALLEY ST. (11/13/12)
FREE THROW PERCENTAGE	.640 (16-25)	MISS. VALLEY ST. (11/13/12)
	.556 (15-27)	UT MARTIN (11/11/12)
REBOUNDS	56	NORTH CAROLINA A&T (11/18/12)
	54	MISS. VALLEY ST. (11/13/12)
	54	UT MARTIN (11/11/12)
ASSISTS	24	NORTH CAROLINA A&T (11/18/12)
	20	MISS. VALLEY ST. (11/13/12)
STEALS	15	NORTH CAROLINA A&T (11/18/12)
	7	MISS. VALLEY ST. (11/13/12)
BLOCKED SHOTS	12	NORTH CAROLINA A&T (11/18/12)
	10	UT MARTIN (11/11/12)
TURNOVERS	19	UT MARTIN (11/11/12)
	15	MISS. VALLEY ST. (11/13/12)
FOULS	17	NORTH CAROLINA A&T (11/18/12)
	17	MISS. VALLEY ST. (11/13/12)



2012-13 Cincinnati Basketball Stats
Cincinnati High/Low Analysis (as of Nov 18, 2012)
All games



Opponent - GAME HIGHS

POINTS	60	MISS. VALLEY ST. (11/13/12)
	57	UT MARTIN (11/11/12)
	39	NORTH CAROLINA A&T (11/18/12)
FIELD GOALS MADE	22	MISS. VALLEY ST. (11/13/12)
	19	UT MARTIN (11/11/12)
FIELD GOAL ATTEMPTS	67	UT MARTIN (11/11/12)
	66	NORTH CAROLINA A&T (11/18/12)
FIELD GOAL PERCENTAGE	.344 (22-64)	MISS. VALLEY ST. (11/13/12)
	.284 (19-67)	UT MARTIN (11/11/12)
3 PT FIELD GOALS MADE	7	MISS. VALLEY ST. (11/13/12)
	6	UT MARTIN (11/11/12)
3 PT FG ATTEMPTS	22	NORTH CAROLINA A&T (11/18/12)
	22	UT MARTIN (11/11/12)
3 PT FG PERCENTAGE	.368 (7-19)	MISS. VALLEY ST. (11/13/12)
	.273 (6-22)	UT MARTIN (11/11/12)
FREE THROWS MADE	16	NORTH CAROLINA A&T (11/18/12)
	13	UT MARTIN (11/11/12)
FREE THROW ATTEMPTS	24	NORTH CAROLINA A&T (11/18/12)
	20	UT MARTIN (11/11/12)
FREE THROW PERCENTAGE	.667 (16-24)	NORTH CAROLINA A&T (11/18/12)
	.650 (13-20)	UT MARTIN (11/11/12)
REBOUNDS	43	NORTH CAROLINA A&T (11/18/12)
	31	UT MARTIN (11/11/12)
ASSISTS	13	MISS. VALLEY ST. (11/13/12)
	6	UT MARTIN (11/11/12)
STEALS	13	UT MARTIN (11/11/12)
	6	NORTH CAROLINA A&T (11/18/12)
	6	MISS. VALLEY ST. (11/13/12)
BLOCKED SHOTS	5	NORTH CAROLINA A&T (11/18/12)
	2	UT MARTIN (11/11/12)
TURNOVERS	20	NORTH CAROLINA A&T (11/18/12)
	15	MISS. VALLEY ST. (11/13/12)
FOULS	22	NORTH CAROLINA A&T (11/18/12)
	22	UT MARTIN (11/11/12)



2012-13 Cincinnati Basketball Stats
Cincinnati High/Low Analysis (as of Nov 18, 2012)
All games



Cincinnati - GAME LOWS

POINTS	80	UT MARTIN (11/11/12)
	93	NORTH CAROLINA A&T (11/18/12)
	102	MISS. VALLEY ST. (11/13/12)
FIELD GOALS MADE	28	UT MARTIN (11/11/12)
	36	NORTH CAROLINA A&T (11/18/12)
FIELD GOAL ATTEMPTS	59	UT MARTIN (11/11/12)
	70	MISS. VALLEY ST. (11/13/12)
	70	NORTH CAROLINA A&T (11/18/12)
FIELD GOAL PERCENTAGE	.475 (28-59)	UT MARTIN (11/11/12)
	.514 (36-70)	NORTH CAROLINA A&T (11/18/12)
3 PT FIELD GOALS MADE	8	MISS. VALLEY ST. (11/13/12)
	9	UT MARTIN (11/11/12)
3 PT FG ATTEMPTS	18	MISS. VALLEY ST. (11/13/12)
	21	UT MARTIN (11/11/12)
3 PT FG PERCENTAGE	.429 (9-21)	UT MARTIN (11/11/12)
	.429 (12-28)	NORTH CAROLINA A&T (11/18/12)
FREE THROWS MADE	9	NORTH CAROLINA A&T (11/18/12)
	15	UT MARTIN (11/11/12)
FREE THROW ATTEMPTS	23	NORTH CAROLINA A&T (11/18/12)
	25	MISS. VALLEY ST. (11/13/12)
FREE THROW PERCENTAGE	.391 (9-23)	NORTH CAROLINA A&T (11/18/12)
	.556 (15-27)	UT MARTIN (11/11/12)
REBOUNDS	54	UT MARTIN (11/11/12)
	54	MISS. VALLEY ST. (11/13/12)
ASSISTS	19	UT MARTIN (11/11/12)
	20	MISS. VALLEY ST. (11/13/12)
STEALS	6	UT MARTIN (11/11/12)
	7	MISS. VALLEY ST. (11/13/12)
BLOCKED SHOTS	7	MISS. VALLEY ST. (11/13/12)
	10	UT MARTIN (11/11/12)
TURNOVERS	13	NORTH CAROLINA A&T (11/18/12)
	15	MISS. VALLEY ST. (11/13/12)
FOULS	16	UT MARTIN (11/11/12)
	17	MISS. VALLEY ST. (11/13/12)
	17	NORTH CAROLINA A&T (11/18/12)



2012-13 Cincinnati Basketball Stats
Cincinnati High/Low Analysis (as of Nov 18, 2012)
All games



Opponent - GAME LOWS

POINTS	39	NORTH CAROLINA A&T (11/18/12)
	57	UT MARTIN (11/11/12)
	60	MISS. VALLEY ST. (11/13/12)
FIELD GOALS MADE	10	NORTH CAROLINA A&T (11/18/12)
	19	UT MARTIN (11/11/12)
FIELD GOAL ATTEMPTS	64	MISS. VALLEY ST. (11/13/12)
	66	NORTH CAROLINA A&T (11/18/12)
FIELD GOAL PERCENTAGE	.152 (10-66)	NORTH CAROLINA A&T (11/18/12)
	.284 (19-67)	UT MARTIN (11/11/12)
3 PT FIELD GOALS MADE	3	NORTH CAROLINA A&T (11/18/12)
	6	UT MARTIN (11/11/12)
3 PT FG ATTEMPTS	19	MISS. VALLEY ST. (11/13/12)
	22	UT MARTIN (11/11/12)
	22	NORTH CAROLINA A&T (11/18/12)
3 PT FG PERCENTAGE	.136 (3-22)	NORTH CAROLINA A&T (11/18/12)
	.273 (6-22)	UT MARTIN (11/11/12)
FREE THROWS MADE	9	MISS. VALLEY ST. (11/13/12)
	13	UT MARTIN (11/11/12)
FREE THROW ATTEMPTS	19	MISS. VALLEY ST. (11/13/12)
	20	UT MARTIN (11/11/12)
FREE THROW PERCENTAGE	.474 (9-19)	MISS. VALLEY ST. (11/13/12)
	.650 (13-20)	UT MARTIN (11/11/12)
REBOUNDS	26	MISS. VALLEY ST. (11/13/12)
	31	UT MARTIN (11/11/12)
ASSISTS	5	NORTH CAROLINA A&T (11/18/12)
	6	UT MARTIN (11/11/12)
STEALS	6	MISS. VALLEY ST. (11/13/12)
	6	NORTH CAROLINA A&T (11/18/12)
BLOCKED SHOTS	1	MISS. VALLEY ST. (11/13/12)
	2	UT MARTIN (11/11/12)
TURNOVERS	10	UT MARTIN (11/11/12)
	15	MISS. VALLEY ST. (11/13/12)
FOULS	21	MISS. VALLEY ST. (11/13/12)
	22	UT MARTIN (11/11/12)
	22	NORTH CAROLINA A&T (11/18/12)