

CINCINNATI



32 | TOMMY BOBA

8 | LAUDEN BROOKS

2 | KERRINGTON CROSS

44 | TOMMY O'CONNOR

2025 RECORD BOOK

TIMELINE

1900: Miller Huggins, who would later play and manage in the majors for 30 seasons, serves as captain of a Bearcat team that went 2-3, including a 13-2 loss to the Cincinnati Reds. Huggins was elected to the Baseball Hall of Fame in 1964 after winning 1,413 games as a manager.

1910: John Binder crafts the first no-hitter in Cincinnati history, blanking Denison in a nine-inning game.

1918: The Bearcats record the first baseball conference championship in program history, using a 4-1 record to win the Ohio Athletic Conference.

1924: Ethan Allen, who would go on to play for 13 seasons in the Major Leagues, bats .473, the highest single season mark in program history.

1930: For the second time in three years, UC wins the Buckeye Conference, this time sharing the title with Miami (OH). Amidst the campaign, UC records the longest game in school history, a 21-inning affair against Miami (OH).

1952: The Bearcats explode for a school-best 16 runs in one inning in a 22-8 win over Morehead State.

1954: Legendary basketball coach Ed Jucker takes over as head coach of the baseball team for his first of seven seasons. That same year, hall-of-famer Sandy Koufax plays his only season of baseball at Cincinnati, posting a 3-1 record and a 2.81 ERA.

1958: The Jucker-led Bearcats win the East Division of the Missouri Valley Conference.

1960: UC paces the East Division of the MVC again, but falls to Houston in the title game to wind up second in the league.

1961: Glenn Sample, takes over the reigns of the Bearcats. In his first season, Sample leads UC to a 19-5-2 record, the MVC Championship and a District IV Playoffs appearance. Bill Faul becomes Cincinnati's first baseball all-American, as he is named a first-team choice. Faul also sets a UC best with 24 strikeouts in one game.

1962: Faul is honored as the Bearcats' first ever two-time all-American when he earns third-team recognition.

1964: The Bearcats turn the first triple play in school history in a game against Louisville.

1965: Neil Rubinstein throws the second no-hitter in UC history, a seven-inning gem against Hanover. That same season, Billy Wolff is selected a first-team all-American. The Bearcats are MVC East Division Champions for the fourth time, but get swept by Saint Louis in the divisional playoffs.

1967: For the second time in seven seasons, the Sample-led Bearcats win the MVC Championship and make another appearance in the district playoffs. During the season, Jose Worrall tosses the third no-hitter at UC with seven hitless innings against Ohio State. Pat Maginn garners second-team all-American accolades.

1969: UC takes the MVC East Division crown, before falling to Tulsa in two of three contests in the MVC playoffs.

1970: The Bearcats' final year in the MVC brings a seventh divisional title, but a fifth runner-up finish as Tulsa sweeps UC.

1973: Tim Burman and Chuck Poston combine for a seven-inning no-hitter, the fourth hitless gem in school history, against Quinnipiac.

1974: The Bearcats qualify for the district playoffs for the third time.

1979: Cincinnati wins what is then a school-record 28 games under Sample.

1982: Mark Thompson's seven-inning no-hitter against Wright State goes down as the fifth in program history.

1985: Led by head coach Tom Higgins, the Bearcats win a then school-record 29 games.

1987: Jim Schmitz's first season as head coach is a good one as the Bearcats win 31 games, setting a new mark for wins in a season.

1992: The Bearcats move into a totally rebuilt Meyers Field to play their home games.

1994: On May 22, Meyers Field is renamed Johnny Bench Field, honoring the former Cincinnati Reds catcher.

1995: The Bearcats win a school-best 34 games and capture the Great Midwest Regular Season Championship. A 1-2 record in the post-season tournament costs the Bearcats a shot at an NCAA tournament berth. Also that season, Chris Murphy completes a five inning no-hitter versus IUPUI, the sixth hitless gem ever at Cincinnati.

1997: Brian Cleary was hired as the 26th head coach of the Bearcats.

1999: The Bearcats establish an NCAA record for greatest ninth inning comeback, scoring 12 runs in the bottom of the ninth to overcome a 15-4 deficit in a 16-15 win against Ohio. Chris Hamblen becomes the first Bearcat ever to be named a freshman all-American.

2000: Under third-year head coach Cleary, the Bearcats win a then school-record 35 games, before falling in the finals of the Conference USA Tournament to Houston.

2001: Kevin Youkilis closes out the top offensive career in school history by being drafted in the eighth round of the Major League Baseball Draft by the Boston Red Sox, becoming the highest drafted Bearcat in school history. Pitcher Tony Maynard was named the program's second freshman all-American. The Bearcats also set a school record for most C-USA wins in a season with 16, with three players in Youkilis, Hamblen and Matt Singer each earning first-team all-conference honors.

2002: For the second consecutive year, the Bearcats have a freshman all-American as pitcher Kyle Markle is named honorable mention.

2003: After serving as the Bearcats' home for 10 seasons, Johnny Bench Field closes its gates.

2004: On May 20, the Bearcats open the doors to Marge Schott Stadium, hosting UAB in the first game in the new park. The Blazers beat Cincinnati, 14-3, in the contest.

2005: The Bearcats play their first full season in Marge Schott Stadium, holding a 16-13 home record. Shortstop Mark Haske makes history on the next-to-last day of the regular season when he turns an unassisted triple play. The

unassisted feat is the first in school history and the second ever turned by a UC team.

2006: UC embarks on its first season as a member of the BIG EAST Conference. The Bearcats qualify for the conference tournament. Freshmen Steve Blevins and Josh Harrison are both named freshman all-Americans.

2007: In his first season in a Bearcats uniform, Tony Campana wins the NCAA stolen bases title and sets a school record with 60 steals. Left-hander Dan Osterbrock is named UC's first all-BIG EAST first-team honoree.

2008: UC won a school-record 39 games and played in its first BIG EAST Championship game, falling to Louisville, 6-3. Josh Harrison was a second-team All-America selection by Collegiate Baseball and Harrison and Tony Campana earned first-team all-BIG EAST honors.

2009: Senior Mike Spina broke his own school record with 23 home runs and junior Lance Durham hit a single-season school-record .427 as Cincinnati made the BIG EAST Tournament and finished with a 29-29 record.

2013: Ty Neal was selected as the school's 27th head baseball coach on June 7, 2013.

2014: The Bearcats enter their first season in the new American Athletic Conference.

2015: Junior outfielder Ian Happ becomes the first ever first round MLB draft pick for UC when he is selected ninth overall by the Chicago Cubs on June 8.

2017: Scott Googins tabbed as the Bearcats new baseball coach on June 6, 2017 after 12 seasons at Xavier. He guided UC to its best finish since 2011 as the team led the nation in double plays.

2018: Connor McVey was honored as the American Conference's Baseball Scholar-Athlete of the Year.

2019: UC won the AAC Tournament title and advanced to the NCAA postseason for the first time in 45 years. The Bearcats knocked off reigning CWS champion Oregon State on their home field before falling to eventual CWS runner-up Michigan. Six Bearcats earned All-AAC Tournament honors with AJ Bumpass being named the tournament MVP and was later drafted by the Cincinnati Reds.

2020: Cincinnati's season was cut short after just 15 games due to the COVID-19 pandemic.

2021: The Bearcats finished the season 29-26, their first winning season since 2011, and had a record five players earn All-AAC Honors.

2022: Cincinnati fans pack UC Baseball Stadium, setting a new record for single game attendance on May 11, 2022 with 3,125 fans. Outfielder Griffin Merritt was named American Athletic Conference Player of the Year.

2023: Jordan Bischel is named the 33rd head coach in program history on June 18, 2023.

2024: Cincinnati exceeds expectations in its first year in the Big 12, finishing in fifth place after being picked to finish last in the preseason poll. UC posts series wins vs. Kansas, TCU, West Virginia, UCF, Houston, and BYU. Josh Kross is named First-Team All-Big 12 before being selected in the sixth round of the MLB Draft by the St. Louis Cardinals.

RETIRED NUMBERS



1 • GLENN SAMPLE

- Coached the Bearcats for 21 seasons, amassing a 391-349-9 record.
- Directed UC to four NCAA tournament berths and two Missouri Valley Conference titles.
- Sent more than 50 players on to the pros.
- Played football and baseball as a student and later served as UC's head wrestling coach and assistant athletic director.
- Sample is a member of the UC Athletics HOF.



12 • ED JUCKER

- Coached baseball for seven seasons (1954-60)
- Had an 87-39-1 overall record.
- His 1956 club was the first in school history to advance to the NCAA Championship.
- 1958 Missouri Valley Conference Champs.
- Three-sport standout at UC, also coached the men's basketball team to two national titles.
- Court at Fifth Third Arena named in his honor.
- Jucker is a member of the UC Athletics HOF.



36 • KEVIN YOUKILIS

- Hometown prodigy played at UC from 1998-2001 before being drafted by the Boston Red Sox in the 8th round of the 2001 MLB draft.
- 14 years after his UC playing career, he still ranked first in career games played, runs scored, home runs, walks and on-base percentage.
- Two-time World Series Champion and a three-time MLB All-Star in his 10-year MLB career.
- Youkilis is a member of the UC Athletics HOF.

ALL-AMERICANS




BILL FAUL

1961 • 1st Team
1962 • 3rd Team


BILLY WOLF

1965 • 1st Team




PAT MAGINN

1967 • 2nd Team




TIM BURMAN

1974 • HM



STEVE BARHORST

1996 • HM



KEVIN YOUKILIS

2000 • 2nd Team
2001 • 2nd & 3rd Team


JOSH HARRISON

2008 • 2nd Team



LANCE DURHAM

2009 • 2nd Team



IAN HAPP

2015 • 1st Team

FRESHMAN ALL-AMERICANS




CHRIS HAMBLÉN

1999



TONY MAYNARD

2001



KYLE MARKLE

2002




STEVE BLEVINS

2006



JOSH HARRISON

2006



ANDREW STRENGE

2010



JUSTIN GLASS


2011



IAN HAPP

2013

COSIDA ACADEMIC ALL-AMERICANS




CRAIG TEWES

2001 • 2nd Team



JACK NELSON

2006 • 3rd Team



IAN HAPP

2015 • 1st Team



GRIFFIN MERRITT

2022 • 1st Team

CONFERENCE HONORS & AWARDS

**BIG 12 ALL-CONFERENCE**

2024 Josh Kross (1st)
Christian Mitchell (2nd)
Lauden Brooks (HM)
Kerrington Cross (HM)
Josh Hegemann (HM)
Tommy O'Connor (HM)
Nathan Taylor (HM)

BIG 12 ALL-FRESHMAN TEAM

2024 Nathan Taylor

BIG 12 PLAYER OF THE WEEK

2024 Josh Kross (Newcomer)
Tommy Boba (Pitcher)

**AAC PLAYER OF THE YEAR**

2015 Ian Happ
2022 Griffin Merritt

AAC PRESEASON PLAYER OF THE YEAR

2022 Paul Komistek

ALL-AMERICAN ATHLETIC CONFERENCE

2014 Ian Happ (1st)
Justin Glass (3rd)
Matt Williams (3rd)
2015 Ian Happ (1st)
2016 Andrew Zellner (1st)
2017 R.J. Thompson (2nd)
Ryan Noda (2nd)
2018 J.T. Perez (1st)
Manny Rodriguez (1st)
Cam Alldred (2nd)
2021 Garrett Schoenle (1st)
Paul Komistek (1st)
Jace Mercer (2nd)
Joey Bellini (2nd)
Griffin Merritt (2nd)
2022 Griffin Merritt (1st)
Beau Keathley (2nd)
Conner Linn (2nd)
Ryan Nicholson (2nd)
Paul Komistek (2nd)
2023 Kerrington Cross (2nd)
Griffin Hugus (Freshman)
Chase Horst (Freshman)

AAC TOURNAMENT MVP

2019 A.J. Bumpass

AAC ALL-TOURNAMENT

2019 Mitch Holding
Joey Bellini
Jace Mercer
A.J. Bumpass
Jeremy Johnson

AAC PLAYER OF THE WEEK

2014 Connor Walsh (Pitcher)
Connor McVey (Player)
2015 Ian Happ (Player)
Treg Haberkorn (Player)
2016 Andrew Zellner (Pitcher)
2018 Treg Haberkorn (Player)
2019 Garrett Schoenle (Pitcher)
2020 Evan Shawver (Pitcher)
2021 Cole Harting (Player)
Garrett Schoenle (Pitcher)
2022 Beau Keathley (Pitcher)
Garrett Harker (Pitcher)
2023 Dylan Brosky (Pitcher)
Ryan Nicholson (Player)

BASEBALL SCHOLAR-ATHLETE OF THE YEAR

2018 Connor McVey
2022 Griffin Merritt

MALE SCHOLAR-ATHLETE OF THE YEAR

2022 Griffin Merritt

SCHOLAR-ATHLETE EXCELLENCE AWARD

2015 Ian Happ

**BIG EAST PLAYER OF THE YEAR**

2008 Josh Harrison

ALL-BIG EAST CONFERENCE

2006 Steve Blevins (2nd)
Josh Harrison (3rd)
Logan Parker (3rd)
2007 Dan Osterbrock (1st)
Tony Campana (2nd)
Neall French (2nd)
Josh Harrison (2nd)
2008 Jash Harrison (1st)
Tony Campana (1st)
Dan Osterbrock (2nd)
Mike Spina (2nd)
Cameron Satterwhite (3rd)
Ryan Baker (3rd)
2009 Lance Durham (2nd)
Mike Spina (2nd)
2010 Andrew Burkett (3rd)
Brian Garman (3rd)
Jimmy Jacquot (3rd)
2011 Justin Riddell (1st)
Justin Glass (2nd)
Braden Kline (3rd)
2012 Justin Glass (2nd)

BIG EAST PLAYER OF THE WEEK

2006 Steve Blevins (Pitcher) 2x
Jon DeLuca (Hitter)
Logan Parker (Hitter)
Glen Simon (Pitcher)
2007 Steve Blevins (Pitcher)
Tony Campana (Hitter)
Dan Osterbrock (Pitcher)
2008 Josh Harrison (Hitter)
Mike Spina (Hitter)
Dan Osterbrock (Pitcher)
Michael Hill (Pitcher)
Tony Campana (Hitter)
2009 T.J. Jones (Hitter)
2010 Jimmy Jacquot (Hitter)
Andrew Strenge (Pitcher)
2011 Dan Jensen (Pitcher)
2012 Braden Kline (Hitter)
2013 Mitch Patishall (Pitcher)

**C-USA SCHOLAR ATHLETE OF THE YEAR**

2001 Matt Singer

C-USA ALL-DECADE TEAM

2004 Kevin Youkilis

ALL-CONFERENCE USA

1996 Steve Barhorst (2nd)
Jerry Merrill (HM)
1997 John Carney (3rd)
1999 Matt Singer (1st)
Anthony Snowell (2nd)
Craig Tewes (2nd)
Kevin Youkilis (2nd)
2000 Matt Singer (1st)
Kevin Youkilis (1st)
Curtus Moak (2nd)
2001 Chris Hamblen (1st)
Matt Singer (1st)
Kevin Youkilis (1st)
Brett Clark (2nd)
Curtus Moak (2nd)
Craig Tewes (2nd)
2002 Joe List (1st)
Brad Schutz (1st)
Chris Hamblen (2nd)
2004 Steve Pickerell (2nd)

C-USA ALL-FRESHMAN

1996 Corey Hinton
1998 Matt Singer
Craig Tewes
1999 Chris Hamblen
2001 Tony Maynard

C-USA ALL-TOURNAMENT

2000 Curtus Moak
Brad Schutz
Matt Singer
Craig Tewes

C-USA ACADEMIC MEDAL

1996 Bill Jung
1998 Bill Jung
2002 Mark Muscenti
Jim Olds
2003 Mark Muscenti
Jim Olds
2004 Jim Olds
2005 Dustin Alvey
Jim Olds

C-USA PLAYER OF THE WEEK

1998 Matt Singer (Hitter)
Craig Tewes (Hitter)
1999 Joe List (Pitcher)
Anthony Snowell (Hitter)
Craig Tewes (Hitter)
2000 Kevin Youkilis (Hitter)
2001 B.J. Borsas (Pitcher)
Chris Hamblen (Hitter)
Kevin Youkilis (Hitter)
2002 Brad Dormmann (Hitter)
Nate Fish (Hitter)
2003 Nate Bouldin (Pitcher)
2005 Jon DeLuca (Hitter)
Logan Parker (Hitter)

**ALL-GREAT MIDWEST**

1992 Jamie Baker (1st)
Todd Cox (2nd)
Bill Metzinger (2nd)
Bob Meyer (2nd)
Troy Muckerheide (2nd)
Chris Newton (2nd)
1993 Mark Gabbard (1st)
Todd Cox (2nd)
Bob Meyer (2nd)
Troy Muckerheide (2nd)
Steve Spille (2nd)
1994 Steve Sloan (2nd)
1995 Steve Barhorst (1st)
Chris Holt (1st)
Shannon Morgan (1st)
Troy Muckerheide (1st)
Matt Primack (1st)
Jerry Merrill (2nd)
Chris Murphy (2nd)
Steve Sloan (2nd)

GREAT MIDWEST MVP

1995 Chris Holt

GREAT MIDWEST ALL-TOURNAMENT

1992 Jamie Baker
Chad DiSalle
Chris Newton
1994 Matt Primack

**ALL-METRO CONFERENCE**

1980 Jim Braun
Jack Kuzniczi
Darryl Harris
1983 Lalo Berezo
1985 Pat Abbatiello
Mike Kinnett

1986 Pat Abbatiello
Mike Kinnett
1987 Pat Abbatiello
Mark Martin
John Young
1988 Judd Johnson
Todd Seymour
1989 Tony Elsbrock
1990 Jamie Baker
Tony Elsbrock
1991 Mike Mottice
Ken Schnieder

METRO ALL-TOURNAMENT

1987 Kerry Byrne
Mike Kinnett
John Young
1990 Dave Abbott
Mike Mottice
1991 Dave Abbott

OTHER HONORS & AWARDS

NATIONAL AWARDS & HONORS

ABCA ALL-REGION

2001	Chris Hamblen Kevin Youkilis
2002	Chris Hamblen
2007	Dan Osterbrock (1st) Tony Campana (2nd) Josh Harrison (2nd)
2008	Dan Osterbrock (1st) Josh Harrison (1st) Cameron Satterwhite (2nd)
2009	Lance Durham (1st) Mike Spina (2nd)
2012	Justin Glass (2nd)
2015	Ian Happ (1st)
2021	Paul Komistek (1st) Jace Mercer (2nd)
2022	Griffin Merritt (1st)
2024	Josh Kross (1st)

ABCA GOLD GLOVE TEAM FINALIST

2021	Jace Mercer (2B)
------	------------------

ARTHUR ASHE JR. SPORTS SCHOLAR AWARD

2016	Doug Lowe
2018	Doug Lowe
2018	Nate Moore (3rd)
2019	Dondrae Bremner
2020	Jeremy Johnson (1st)
2022	Dondrae Bremner (1st)
2023	CJ Dean (2nd)

JOHNNY BENCH AWARD FINALIST

2001	Chris Hamblen
------	---------------

JOHNNY BENCH AWARD SEMIFINALIST

2002	Chris Hamblen
------	---------------

BASEBALL WEEKLY PLAYER OF THE WEEK

2002	Joe List
------	----------

COLLEGIATE BASEBALL PLAYER OF THE WEEK

2022	JP Sponseller
2023	Kerrington Cross

NCBWA HITTER OF THE WEEK

2014	Connor McVey
------	--------------

PERFECT GAME NATIONAL PITCHER OF THE WEEK

2024	Tommy Boba
------	------------

NCAA AII-REGIONAL TEAM

2019	A.J. Bumpass Jace Mercer Eric Santiago
------	--

NATIONAL ACADEMIC AWARDS & HONORS

ARTHUR ASHE JR. SPORTS SCHOLAR AWARD

2022	Dondrae Bremner
------	-----------------

COSIDA ACADEMIC ALL-AMERICA

2001	Craig Tewes (2nd)
2006	Jack Nelson (3rd)
2015	Ian Happ (1st)
2022	Griffin Merritt (1st)

COSIDA ACADEMIC ALL-DISTRICT

2001	Craig Tewes
2004	Jack Nelson (1st)
2005	Mark Muscenti (2nd)
2006	Jack Nelson (1st) Mark Muscenti (2nd)
2015	Ian Happ (1st)
2022	Griffin Merritt (1st)

CSC ACADEMIC ALL-DISTRICT

2023	Josh Hegemann Garrett Harker Zach Segal Alex Shea
2024	Tommy Boba Josh Hegemann Josh Kross Seth Logue Christian Mitchelle

UC ACADEMIC AWARDS & HONORS

NANCY HAMANT SCHOLAR-ATHLETE OF THE YEAR

2008	Evan Sanford
2013	JP Jackson
2016	Mitch Patishall

ONE TEAM STUDENT ATHLETE AWARD

2021	Dondrae Bremner
2022	Dondrae Bremner

UC AWARDS & HONORS

UC ATHLETICS HALL OF FAMERS

1976	Ethan Allen Eddie Coons
1977	Miller Huggins Ed Jucker
1980	Jim Holstein
1982	Carl Bouldin Elbie Nickel Glenn Sample
1985	Alkie Richards Bill Schwarberg
1987	Billy Wolff
1989	Larry Elsasser
1990	Joe Linneman
1995	Hal Schneider
2001	Bob Hynes
2007	Kevin Youkilis
2012	Bill Faul Sandy Koufax
2014	Matt Singer
2015	Josh Harrison

UC LEGION OF EXCELLENCE

2001	Jim Olds
2002	Mark Muscenti
2003	Jacob Smith
2004	Jack Nelson
2005	Dustin Alvey
2006	Jon DeLuca
2007	Evan Sanford
2008	Brian Garman
2009	Chris Peters
2010	Brian Sand
2011	Justin Riddell
2012	Joseph Jackson
2013	Thomas Gentile
2014	Thomas Wallace
2015	Mitch Patishall
2016	Connor McVey
2017	JT Perez
2018	Clayton Colvin
2019	Dondrae Bremner
2020	Griffin Merritt
2021	Zach Segal
2022	Garrett Harker
2023	Max Palmieri

JEAN STEPHENS MEMORIAL AWARD

2006	Mark Muscenti
------	---------------

JIMMY NIPPERT AWARD

1986	Bob Heheman
2001	Matt Singer

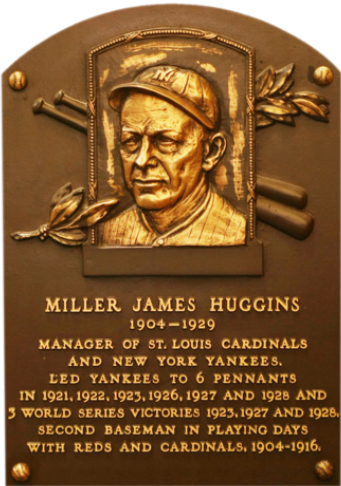
BEN FLICK MEMORIAL AWARD

2019	Nate Meyer
------	------------

ALL-TIME DRAFT PICKS

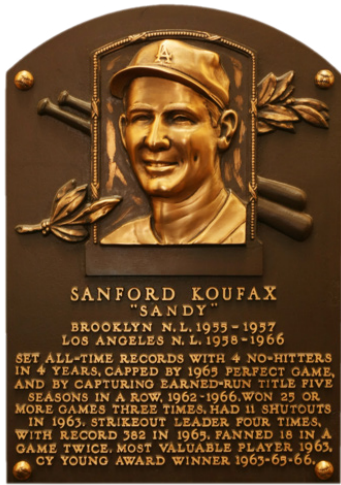
YEAR	NAME	POS	ROUND	TEAM
1965	Billy Wolff	OF	3rd round	St. Louis Cardinals
1966	John Meyer	C	36th round	New York Mets
1967	John Meyer	C	7th round (Jan. secondary)	Cleveland Indians
1967	John Meyer	C	8th round (June secondary)	Cleveland Indians
1969	David Jakubs	3B	3rd round	St. Louis Cardinals
1970	Rick DeFelice	C	23rd round	Cincinnati Reds
1972	Denny Nagel	RHP	23rd round	Houston Astros
1972	Butch Alberts	3B	28th round	Pittsburgh Pirates
1974	Tim Burman	LHP	33rd round	Pittsburgh Pirates
1975	Tim Burman	LHP	4th round (Jan. secondary)	Pittsburgh Pirates
1977	Robert Sagers	INF	2nd round	Montreal Expos
1977	Brady Baldwin	C	23rd round	Atlanta Braves
1977	Jeff Wilson	RHP	28th round	Montreal Expos
1978	Skeeter Barnes	2B	16th round	Cincinnati Reds
1978	Mark Roush	RHP	25th round	Atlanta Braves
1982	James Bettis	OF	10th round	Montreal Expos
1984	Lelo Berezo	OF	19th round	Cincinnati Reds
1985	Tom Summers	LHP	19th round	Cincinnati Reds
1986	Dave Sala	LHP	3rd round	St. Louis Cardinals
1988	John Zaksek	OF	14th round	Chicago White Sox
1988	Ron Stephens	RHP	37th round	Chicago White Sox
1988	Joe Tenhunfeld	OF	42nd round	Philadelphia Phillies
1990	George Glinatsis	RHP	49th round	Seattle Mariners
1991	George Glinatsis	RHP	32nd round	Seattle Mariners
1992	Bill Metzinger	RHP	43rd round	Colorado Rockies
1995	Chris Murphy	LHP	40th round	Cincinnati Reds
1998	Casey McEvoy	RHP	15th round	Cincinnati Reds
2001	Kevin Youkilis	INF	8th round	Boston Red Sox
2001	Curtus Moak	LHP	25th round	Cincinnati Reds
2001	Chris Hamblen	C	35th round	San Francisco Giants
2002	Chris Hamblen	C	13th round	Texas Rangers
2005	Mark Haske	INF	23rd round	Detroit Tigers
2005	Josh Kay	RHP	31st round	Oakland A's
2006	Logan Parker	1B	12th round	Cincinnati Reds
2007	John Baird	RHP	24th round	Tampa Bay Rays
2008	Josh Harrison	INF	6th round	Chicago Cubs
2008	Dan Osterbrock	LHP	7th round	Minnesota Twins
2008	Tony Campana	OF	13th round	Chicago Cubs
2008	Mike Spina	3B	45th round	Minnesota Twins
2009	Mike Spina	3B	11th round	Oakland Athletics
2009	Lance Durham	1B	14th round	Toronto Blue Jays
2009	Kevin Johnson	RHP	38th round	Florida Marlins
2010	Brian Garman	LHP	17th round	Milwaukee Brewers
2010	Kevin Johnson	LHP	32nd round	Texas Rangers
2011	Dan Jensen	RHP	20th round	Cincinnati Reds
2012	Zach Isler	RHP	8th round	Chicago White Sox
2012	Jake Proctor	OF	14th round	Minnesota Twins
2012	Christian McElroy	RHP	32nd round	Cincinnati Reds
2014	Connor Walsh	RHP	12th round	Chicago White Sox
2015	Ian Happ	OF/INF	1st round (9th overall)	Chicago Cubs
2017	Ryan Noda	1B/OF	15th round	Toronto Blue Jays
2017	A.J. Bumpass	OF	29th round	Cincinnati Reds
2018	Manny Rodriguez	SS	10th round	New York Mets
2018	Cam Alldred	LHP	24th round	Pittsburgh Pirates
2018	J.T. Perez	RHP	29th round	Minnesota Twins
2019	A.J. Bumpass	OF	39th round	Cincinnati Reds
2020	Joey Wiemer	OF	4th Round	Milwaukee Brewers
2021	Evan Shawver	LHP	7th Round	Colorado Rockies
2024	Josh Kross	1B/C	6th Round	St. Louis Cardinals

NATIONAL BASEBALL HALL OF FAMERS



MILLER HUGGINS • 1964

- Captain of the 1900 UC baseball team.
- Played a key role as a player and organizer of the school's baseball teams at the turn of the century.
- Had a 13-season career in the professional ranks, playing for the Cincinnati Reds (1904-09) and the St. Louis Cardinals (1910-16), finishing with a lifetime batting average of .265.
- Served as player-manager of the Cardinals beginning in 1913.
- Became manager of the New York Yankees in 1918, where during his 12 seasons he coached the Bronx Bombers to six American League pennants and three World Series titles.
- Elected to the Baseball Hall of Fame in 1964.
- UC Athletic Hall of Fame 1977.



SANDY KOUFAX • 1972

- Played one season under coach Ed Jucker in 1954.
- During his one season at UC, he recorded a 3-1 record and a 2.81 earned run average for the Bearcats.
- Signed professional contract with the Brooklyn Dodgers in 1954.
- Youngest player ever to be inducted into the Major League Baseball Hall of Fame in 1972 at 36 years old.
- Named to MLB's All-Century Team in 1999.
- Tabbed as one of Sporting News' 100 Greatest Baseball Players.
- Elected to UC's Athletics HOF in 2011.

BEARCATS IN THE BIG LEAGUES

A total of 23 former UC ballplayers have gone on to play Major League Baseball. Below is a look at highlights of each player's career.

1. MILLER HUGGINS (Debuted 4/15/1904)

Huggins played and managed for 30 major league seasons. With the Yankees (1918-1927), he won six American League pennants and three World Series titles. His 1927 team with Babe Ruth and Lou Gehrig is regarded as the greatest team ever by many. He was elected to the Baseball Hall of Fame in 1964. As a player Huggins appeared in nearly 1,600 career games and finished with a .265 career average. Playing career: Cincinnati Reds (1904-09); St. Louis Cardinals (1910-16). Managerial career: St. Louis Cardinals (1913-17); New York Yankees (1918-29).

2. JACK BUSHELMAN (Debuted 10/5/1909)

Bushelman was the second Bearcat to break into the major leagues when he debuted with the Cincinnati Reds in 1909. A pitcher, Bushelman played parts of three seasons in the majors, the last with the Boston Red Sox in 1912. He made seven appearances in the majors, finishing with a 1-2 record and a 3.38 ERA. Cincinnati Reds (1909); Boston Red Sox (1911-12).

3. JACK REIS (Debuted 9/9/1911)

Another of the early Bearcat players to break into the professional ranks, Reis was a member of the St. Louis Cardinals in 1911. In three games, Reis had a 0.96 ERA, while completing 9.1 innings of work. St. Louis Cardinals (1911).

4. RALPH SHAFER (Debuted 7/25/1914)

Shafer was another former Bearcat who played just once in the Majors, as he appeared as a member of the Pittsburgh Pirates on July 25, 1914. Pittsburgh Pirates (1914).

5. ETHAN ALLEN (Debuted 6/13/1926)

Allen played at UC for three seasons, and holds the UC record with a .473 average during the 1926 season. He posted a .300 lifetime batting average over 13 major league seasons, and went on to win over 300 games as the head baseball coach at Yale University. Cincinnati Reds (1926-1930); New York Giants (1930-1932); St. Louis Cardinals (1933); Philadelphia Phillies (1934-1936); Chicago Cubs (1936); St. Louis Browns (1937-1938).

6. JACK NIEMES (Debuted 5/30/1943)

Niemes saw action for the Cincinnati Reds in his one and only Major League season of 1943. The former Bearcat and Cincinnati-native appeared in three games for the Reds, tossing three innings and recording no record. Cincinnati Reds (1943).

7. RALPH BEARD (6/29/1954)

Born in Cincinnati in 1929, Beard played his one and only season of Major League Baseball as a member of the St. Louis Cardinals in 1954. Despite an 0-4 record on the mound, Beard posted a very respectable 3.72 ERA as a Cardinal. St. Louis Cardinals (1954).

8. SANDY KOUFAX (Debuted 6/24/1954)

Koufax came to UC on a basketball scholarship in 1954, and posted a 3-1 mark and a 2.81 ERA in his only season with the Bearcat Baseball team. Koufax signed with the Brooklyn Dodgers and went on to win three Cy Young Awards, a National League MVP title, and four World Series rings. Considered one of the game's best all-time hurlers, Koufax was 165-87 in his 12 Major League seasons, registering a 2.76 ERA and striking out a total of 2,396 hitters. Before retiring at the age of 30 because of chronic arm problems, Koufax crafted four no-hitters, including one perfect game. He was elected to the Baseball Hall of Fame in 1972. Brooklyn Dodgers (1955-57); Los Angeles Dodgers (1958-66).

9. CARL BOULDIN (Debuted 9/2/1961)

Bouldin starred in both baseball and basketball at UC and was a starting guard and team captain of the Bearcats' 1961 basketball national championship team. On the diamond, Bouldin had a 14-3 record and a 2.38 ERA, while allowing opponents to hit just .206. The latter two marks both rank in the top-five in school history. Bouldin went on to play four seasons with the Washington Senators, posting a career record of 3-8. Washington Senators (1961-64).

10. MIKE HERSHBERGER (Debuted 9/5//1961)

Hershberger played just one season at UC (1958), before going on to enjoy an 11-year pro career that saw him play in over 1,100 games. At Cincinnati, Hershberger hit .324, while adding three doubles, four triple, two home runs and 22 RBI. At the big league level, Hershberger was a career .252 hitter, hitting 26 home runs and adding 150 doubles, 22 triples and 74 stolen bases. Chicago White Sox (1961-64); Kansas City Athletics (1965-67); Oakland Athletics (1968-69); Milwaukee Brewers (1970); Chicago White Sox (1971).

11. BILL FAUL (Debuted 9/19/1962)

Faul pitched for the Bearcats from 1960-62 and still holds four team records. He struck out 133 in 1961, 295 in his career, posted a 0.80 ERA in 1962, and had a career winning percentage of .783 (18-5). He was UC's first baseball All- American and went on to have an eight-year major league career. At the Major League level, Faul won 12 games during a 71-game career that saw the righthander post a 4.72 ERA. Detroit Tigers (1962-64); Chicago Cubs (1965-66); San Francisco Giants (1970).

12. BILL SCHLESINGER (Debuted 6/4/1965)

Schlesinger appeared in just one Major League game, batting once in a Boston Red Sox game on May 4, 1965. Boston Red Sox (1965).

13. BUTCH ALBERTS (Debuted 9/7/1978)

Alberts played for the Bearcats in 1971-72 and finished his career with a .326 batting average, which ranks 15th in school history. He also cracked a total of 10 home runs in just 285 career at-bats. Alberts went on to make his major league debut with the Toronto Blue Jays in 1978. Toronto Blue Jays (1978).

14. SKEETER BARNES (Debuted 9/6/1983)

Prior to nine seasons in the majors, Cincinnati-native William "Skeeter" Barnes wore the Red and Black of the Bearcats in 1977-78. Barnes hit .289 in his two seasons at UC, totaling seven doubles, four triples, two home runs and 21 RBI. Drafted by the Cincinnati Reds in the 16th round of the 1978 draft, Barnes played for four different Major League teams, including a pair of stints with his hometown Reds. Barnes finished his MLB career with a .259 batting average in 614 at-bats. Cincinnati Reds (1983-84); Montreal Expos (1985); St. Louis Cardinals (1987); Cincinnati Reds (1989); Detroit Tigers (1991-94).

15. GEORGE GLINATSI (Debuted 7/18/1994)

Glinatsis pitched for the Bearcats from 1988-91 and struck out 177 batters in his career. During his collegiate career, Glinatsis won a total of 12 games in 47 appearances. He made his Major League debut with the Seattle Mariners in 1994 after being drafted in the 32nd round by the club three years earlier. Glinatsis pitched 5.1 innings in two Major League appearances. Seattle Mariners (1994).

16. KEVIN YOUKILIS (Debuted 5/15/2004)

Youkilis made his debut for the Boston Red Sox on May 15, 2004. In his first game, Youkilis homered off former Cy Young Award winner Pat Hentgen of the Toronto Blue Jays. By the end of his first season, Youkilis had won a World Series ring and batted .260 in 72 games. He hit seven home runs for the year, while adding 11 doubles and driving in 35 runs. Youkilis, an eighth round draft pick of the Sox in 2001, owns or shares 14 school records, including career marks for home runs (53), walks (206), runs (279), games played (230) and on-base percentage (.499). He also ranks second in career batting average at .366. Youkilis retired from professional baseball on Oct. 30, 2014. During his pro career, he was a three-time MLB All-Star, a two-time World Series Champion, a Gold Glove recipient and winner of the 2008 Hank Aaron Award. Boston Red Sox (2004-2012), Chicago White Sox (2012), New York Yankees (2013).

17. TONY CAMPANA (Debuted 5/17/2011)

Campana was a two-time letter winner for Cincinnati in 2007 and 2008. Campana owns UC records for career stolen bases (104), steals in a season (60 - 2007) and individual game (6). He was a 2008 All-BIG EAST First Team selection during his senior season. His nine career triples, eight of which he posted in '08, are tied for seventh on the all-time UC list. He was drafted by the Chicago Cubs in the 13th round (401st overall) of the 2008 MLB First-Year Player Draft and made his debut May 17, 2011 when the Cubs visited Great American Ball Park to play the Cincinnati Reds. In February 2013 he was traded to the Arizona Diamondbacks, and was again traded to the Los Angeles Angels in July of 2014. In November of 2014 he signed a free agent deal with the Chicago White Sox organization. Campana played his last ball in the majors in 2014, but he continued playing in the minor leagues and in other countries until he announced his retirement in 2021. Chicago Cubs (2011-2012), Arizona Diamondbacks (2013-14), Los Angeles Angels (2014).

18. JOSH HARRISON (Debuted 5/31/2011)

After three seasons (2006-08), Harrison left UC in the Bearcats' top 10 in batting average (4th, .358), runs (3rd, 192), hits (4th, 246), doubles (4th, 53), RBI (5th, 153), total bases (5th, 366), and stolen bases (2nd, 63). In his final season as a Bearcat, Harrison helped guide Cincinnati to a school-record 39 wins and a second-place regular season finish in the BIG EAST, earned second-team All-America honors from Collegiate Baseball and was named the BIG EAST co-Player of the Year in '08 after leading the Bearcats with a .378 batting average, 90 hits and 22 doubles. The Chicago Cubs drafted Harrison in the sixth round with the 191st overall pick in 2008. While in Single-A, Harrison was traded to the Pittsburgh Pirates on July 30, 2009. Harrison was promoted to the Pirates on May 30, 2011 when Pittsburgh played the New York Mets at Citi Field in Queens, N.Y. In 2014, he was named a National League All-Star and played in a National League Wild Card Playoff game. He made his second All-Star Game in 2017, also with Pittsburgh. Pittsburgh Pirates (2011-2018), Detroit Tigers (2019), Washington Nationals (2020-21), Oakland Athletics (2021), Chicago White Sox (2022), Philadelphia Phillies (2023).

19. IAN HAPP (Debuted 5/13/2017)

After a prolific career at UC where he was named a First Team All-American and American Athletic Conference Player of the Year, Happ was a first round selection of the 2015 MLB Draft, ninth overall, by the Chicago Cubs. Entering the 2016 season, he was ranked as the third-best prospect in the Cubs' farm system according to MLB.com. Happ made his Major League debut on May 13, 2017. In his first game, he hit a homerun that was also his first career MLB hit. At the end of the 2017 season, Happ hit 24 home runs, which was the second-most for a rookie switch-hitter in National League history. He started off the 2018 season with a bang, taking the first pitch of the entire MLB season for a ride over the wall, marking just the second time in Major League history that the first pitch of the season was hit for a homerun. He had a career-high .898 OPS with the Cubs in 2019 and followed it up with an .866 OPS the year after. Happ set a new career high with 25 home runs in the 2021 season. Happ made his first All-Star game in 2022 and has won three consecutive Gold Glove Awards for his outstanding defense in left field.

20. ART WARREN (Debuted 9/12/2019)

Warren made his first appearance in the bigs in 2019 with the Seattle Mariners, throwing 5.1 innings without giving up a run in his six appearances. His next action in the majors was in 2021 with the hometown Reds. He got a chance to prove he belongs and he took advantage of it. Warren appeared in 26 games and threw 21.0 innings, giving up only three earned runs. An outstanding 1.29 ERA helped his chances to start on the 25-man roster for Cincinnati in 2022. Although Warren did not graduate from UC, he played two seasons for the Bearcats in 2012 and 2013. Seattle Mariners (2019), Cincinnati Reds (2021-22).

21. CAM ALLORED (Debuted 5/12/2022)

The Pirates selected Alldred in the 24th round of the 2018 MLB draft after a standout career at Cincinnati. In his senior season at UC, Alldred went 5-3 with a 3.95 ERA and 85 strikeouts; earning postseason All-American Athletic Conference honors. Alldred made his Major League debut on May 12, 2022, picking up a strikeout in one scoreless inning of relief.

22. RYAN NODA (Debuted 3/30/2023)

Noda, a 2017 Second Team All-American Athletic Conference honoree, was drafted by the Toronto Blue Jays in the 15th round of the 2017 MLB Draft. In his final season as a Bearcat, he led the team with 43 runs scored and nine home runs while recording 42 hits, 30 RBIs and 12 doubles. The first baseman and outfielder left his mark at UC,, becoming just the second player in program history to hit a homerun onto the roof of Fifth Third Arena on May 10, 2017. As a farmhand, Noda picked up multiple honors, including 2017 Appalachian League Player of the Year and four postseason All-Star selections (2017, 2019, 2021 and 2022). Before joining the Oakland Athletics via the 2022 MLB Rule 5 Draft, Noda was traded from Toronto to the Los Angeles Dodgers as a PTBNL in early 2021. Noda made the Oakland Athletics' 2023 Opening Day roster, quickly becoming the A's primary first baseman while hitting .229 with a .364 OBP, launching 16 home runs and holding an impressive 15.4% walk rate. Following his rookie campaign, Noda was awarded the "Catfish Hunter Award", presented annually to the A's player whose play on the field and conduct in the clubhouse best exemplifies the courageous, competitive and inspirational spirit.

23. JOEY WIEMER (Debuted 4/1/2023)

The spark plug to the Bearcats' historic 2019 season, Wiemer played a school-record 62 games for the Bearcats, hitting .263 with 13 doubles, two triples, six home runs, 28 RBI and 21 stolen bases. In a four-game sweep at the AAC Tournament, Wiemer went 2-for-4 in both the semifinal and championship games. In UC's first trip to NCAA Regional in 45 years, he helped take down reigning national champion Oregon State with two doubles, a RBI and two runs scored. Following the cancelled 2020 season, Wiemer was drafted in the fourth round of the shortened 2020 MLB Draft (121st overall), becoming the highest Bearcats draftee since Ian Happ. In 2021 Wiemer was named the Milwaukee Brewers Minor League Player of the Year, hitting .295/.403/.556 with 18 doubles, 27 home runs, 77 RBI and 30 stolen bases over 109 games between Low-A Carolina and High-A Wisconsin. Wiemer was called up to the big leagues one game into the 2023 regular season, holding his own as the Brewers starting center fielder for a majority of the season. He finished his rookie campaign hitting .204 with 42 RBI, 19 doubles and 13 home runs.

IN THE POSTSEASON

NCAA TOURNAMENT APPEARANCES

1956

COACH: Ed Jucker - District 4 - Independent
NCAA District 4 Playoff Game - Athens, OH
• 1-game series - preliminary for championships
• May 30 - Ohio 8, Cincinnati 6

1958

COACH: Ed Jucker - MVC Champion
• Declined postseason tournament bid

1961

COACH: Glenn Sample - District 4 - MVC Champion
NCAA District 4 Playoffs - Ann Arbor, MI
• Teams: Michigan (B1G), W. Michigan (MAC), Cincinnati (MVC), Detroit (at-large)
• Double elimination series
• May 29 - Cincinnati 3, Michigan 1
• May 30 - Western Michigan 8, Cincinnati 1
• May 31 - Michigan 2, Cincinnati 1

POSTSEASON RANKING (COLLEGIATE BASEBALL): #18

1967

COACH: Glenn Sample - District 5 - MVC Champion
NCAA District 5 Playoffs - Stillwater, OK
• MVC Champion vs. Big 8 Champion
• No at-large teams; double elimination series
• May 29 - Oklahoma State 4, Cincinnati 0
• May 30 - Cincinnati 3, Oklahoma State 2
• May 31 - Oklahoma State 1, Cincinnati 0

1971

COACH: Glenn Sample - District 4 - Independent
NCAA District 4 Playoffs - East Lansing, MI
• Teams: Michigan St. (B1G), Ohio (MAC), S. Illinois (at-large), Cincinnati (at-large)
• Double elimination series
• May 27 - Cincinnati 8, Michigan State 7
• May 28 - Cincinnati 11, Southern Illinois 10
• May 29 - Southern Illinois 6, Cincinnati 2
• May 29 - Southern Illinois 10, Cincinnati 7

POSTSEASON RANKING (COLLEGIATE BASEBALL): #13

1974

COACH: Glenn Sample - District 4 - Independent
NCAA District 4 Playoffs - Minneapolis, MN
Teams: Minnesota (B1G), Miami (MAC), S. Illinois (at-large), Cincinnati (at-large)
• Double elimination series
• May 23 - Miami (OH) 3, Cincinnati 0
• May 24 - Southern Illinois 6, Cincinnati 1

2019

COACH: Scott Googins - Corvallis Regional - AAC Champion
NCAA Corvallis Regional - Corvallis, OR
• Teams: #16 Oregon State (at-large), Michigan (at-large), Creighton (Big East)
• Double elimination series
• May 31 - Cincinnati 7, Oregon State 6
• June 1 - Michigan 10, Cincinnati 4
• June 2 - Creighton 6, Cincinnati 1

REGULAR SEASON CONFERENCE TITLES

1995

GREAT MIDWEST CONFERENCE
COACH: Bruce Gordon
OVERALL: 34-21
GMW: 17-6

1970

MISSOURI VALLEY CONFERENCE
COACH: Glenn Sample
OVERALL: 15-13-1
MVC: 7-1

1969

MISSOURI VALLEY CONFERENCE
COACH: Glenn Sample
OVERALL: 18-14
MVC: 5-1

1967

MISSOURI VALLEY CONFERENCE
COACH: Glenn Sample
OVERALL: 19-11-1
MVC: 6-1

1965

MISSOURI VALLEY CONFERENCE
COACH: Glenn Sample
OVERALL: 21-15
MVC: 5-1

1961

MISSOURI VALLEY CONFERENCE
COACH: Glenn Sample
OVERALL: 18-5-2
MVC: 8-0

1958

MISSOURI VALLEY CONFERENCE
COACH: Ed Jucker
OVERALL: 17-6
MVC: 7-3

1930

BUCKEYE ATHLETIC ASSOCIATION
COACH: Frank E. Rice
OVERALL: 11-9-1
BAA: 6-2

1928

BUCKEYE ATHLETIC ASSOCIATION
COACH: Boyd B. Chambers
OVERALL: 9-3
BAA: 8-1

1923

OHIO ATHLETIC CONFERENCE
COACH: Boyd B. Chambers
OVERALL: 8-2
OAC: 5-0

1921

OHIO ATHLETIC CONFERENCE
COACH: Boyd B. Chambers
OVERALL: 8-9
OAC: 5-1

1920

OHIO ATHLETIC CONFERENCE
COACH: Boyd B. Chambers
OVERALL: 8-2
OAC: 4-0

1918

OHIO ATHLETIC CONFERENCE
COACH: Dr. Jesse Feiring Williams
OVERALL: 4-1
OAC: 3-1

TEAM RECORDS

SINGLE GAME

At Bats	72 vs. Miami (OH), 1930
Runs	26 vs. UAB, 1993
Runs Allowed	37 vs. Rice, 1997
Hits	29 vs. UAB, 1993
Doubles	9 at Xavier, 2002
Triples	5 vs. Wittenberg, 1955
Home Runs	8, twice [at Saint Louis, 2024], [vs. USF, 2002]
Total Bases	54 vs. UAB, 1993
Runs Batted In	24 vs. UAB, 1993
Stolen Bases	10, twice [at Saint Louis, 2024], [vs. Drake, 1960]
Errors	11 vs. S. Illinois, 1963
Double Plays	5, twice [vs. S. Carolina, 1985] [vs. Xavier, 2008]

SINGLE SEASON

Games Played	62, 2019 [31-31]
Games Won	39, 2008 [39-20]
Games Lost	46, 1997 [12-46]
W-L Pct.	.769, 1961 [19-5-2]
At Bats	2,113, 2019
Runs	495, 1999 and 2001
Batting Avg.	.326, 1979
Hits	652, 2008
Doubles	128, 1999
Triples	22, 1971
Home Runs	88, 1991
Total Bases	1,061, 1999
Walks	320, 2024
Slugging Pct.	.518, 1991
Strikeouts [hitting]	608, 2023
Stolen Bases	133, 2008
Putouts	1,647, 2019
Assists	712, 2011
Double Plays	71, 2018
Errors	140, 1982
Fielding Pct.	.982, 2017
Most Runs Allowed	565, 1997
Innings Pitched	549.0, 2019
Saves	17, twice, most recently 2019
Earned Run Average	1.84, 1955
Strikeouts [pitching]	483, 2019
Walks Allowed	351, 2019

MISCELLANEOUS RECORDS

Longest Game	21 innings vs. Miami (OH), 1930
Victory Margin	21 vs. Kenyon, 1958
Biggest Inning	16 runs vs. Morehead St., 1952
Triple Plays	vs. Louisville, 1964 at USF, 2005 at Rutgers, [04/14/13] vs. Tulane [04/18/17] at Miami (OH) [05/07/19]

INDIVIDUAL RECORDS

HITTING

At-Bats	9	Waldman vs. Miami (OH), 1930 Whitaker vs. Miami (OH), 1930
Runs	6	four times, most recently by Kevin Youkilis vs. Dayton, 2000
Hits	6	6 times, most recently by Cole Harting at Xavier, 2021
Doubles	3	11 times, most recently by Jace Mercer at Houtson, 2021
Triples	2	17 times, most recently by Kerrington Cross vs. Saint Joseph's, 2022
Home Runs	3	12 times, most recently by Josh Kross at Saint Louis, 2024
Total Bases	14	3 times, most recently by Cameron Satterwhite vs. Ohio, 2007
Runs Batted In	8	4 times, most recently by Steve Pickerell vs. Xavier, 2003
Stolen Bases	6	Tony Campana at N.C. A&T, 2007
Walks	4	22 times, most recently by Josh Hegemann vs. Butler, 2023

PITCHING

Innings Pitched	19	Sylvester Kunz vs. Miami (OH), 1930
Strikeouts	24	Bill Faul vs. Jacksonville Naval Station, 1961
Walks	12	Dave Sala vs. three opponents, 1984 Willis Conatser vs. Dayton, 1953
Hit Batters	5	Beau Keathley 2021, Terry Cadle 1970
Wild Pitches	5	Keith Becker vs. UNCC, 1996
Balks	3	Denny Nagel vs. Hanover, 1970 Waldman vs. Miami (OH), 1930 Whitaker vs. Miami (OH), 1930

ALL-TIME NO-HITTERS

7	LAST IN 1995 Chris Murphy vs. IUPUI, 1995 (5 inn.) Mark Thompson vs. Wright State, 1982 (7 inn.) Bob O'Brien vs. Ripon, 1979 (7 inn.) T. Burman & C. Poston vs. Quinnipiac, 1973 (7 inn.) Jose Worrall vs. Ohio State, 1967 (7 inn.) Neil Rubinstein vs. Hanover, May 4, 1965 (7 inn.) John Binder vs. Denison, May 6, 1910 (9 inn.)
---	---

SINGLE-GAME ATTENDANCE RECORDS

1.	3,125	May 11, 2022 vs NKU
2.	2,513	March 1, 2023 vs Miami (OH)
3.	2,451	March 2, 2022 vs Ohio State
4.	2,382	March 30, 2022 vs Northwestern
5.	2,363	May 15, 2018 vs Ohio State
6.	2,200	May 20, 2004 vs UAB
7.	2,042	March 4, 2022 vs Northwestern
8.	1,984	April 5, 2009 vs Louisville
9.	1,923	April 17, 2013 vs Ohio State
10.	1,812	April 9, 2013 vs Xavier

CAREER RECORDS

HITTING RECORDS

BATTING AVERAGE (MIN. 250 AB)

1.	.372	Mike Kinnett	1984-87
2.	.366	Kevin Youkilis	1998-01
3.	.362	Mark Gabbard	1990-93
4.	.359	Mike Spina	2008-09
5.	.358	Josh Harrison	2006-08
6.	.355	Tony Elsbrock	1988-91
7.	.353	Tim Deffinger	1976-79
	.353	John Young	1985-87
9.	.351	Jack Kuzniczci	1977-80
10.	.350	Steve Pickerell	2003-04

GAMES PLAYED

1.	234	Connor McVey	2014-18
2.	230	Craig Tewes	1998-01
	230	Kevin Youkilis	1998-01
4.	229	Matt Singer	1998-01
5.	227	Eric Santiago	2017-21
6.	225	Chris Peters	2008-11
7.	222	Justin Glass	2011-14
8.	211	Mark Muscenti	2003-06
9.	208	Matt Williams	2011-14
10.	206	Jon DeLuca	2003-06
	206	Kevin Wilson	1998-01

AT BATS

1.	922	Matt Singer	1998-01
2.	882	Eric Santiago	2017-21
3.	877	Justin Glass	2011-14
4.	855	Kevin Youkilis	1998-01
5.	827	Connor McVey	2014-18
	827	Chris Peters	2008-11
7.	821	Craig Tewes	1998-01
8.	794	Jon DeLuca	2003-06
9.	738	Kyle Mottice	2015-18
10.	735	Steve Barhorst	1993-96

RUNS SCORED

1.	279	Kevin Youkilis	1998-01
2.	226	Matt Singer	1998-01
3.	192	Josh Harrison	2006-08
4.	190	Craig Tewes	1998-01
5.	165	Steve Barhorst	1993-96
	165	Pat Abbatiello	1984-87
7.	158	Troy Muckerheide	1992-95
8.	156	Kerrington Cross	2022-Present
9.	155	Chris Peters	2008-11
	155	Justin Glass	2011-14

HITS

1.	316	Matt Singer	1998-01
2.	313	Kevin Youkilis	1998-01
3.	287	Justin Glass	2011-14
4.	257	Craig Tewes	1998-01
5.	246	Josh Harrison	2006-08
6.	244	Steve Barhorst	1993-96
7.	236	Mike Kinnett	1984-87
8.	227	Connor McVey	2014-18
9.	226	Chris Peters	2008-11
10.	222	Eric Santiago	2017-21

DOUBLES

1.	72	Matt Singer	1998-01
2.	58	Kevin Youkilis	1998-01
3.	57	Craig Tewes	1998-01
4.	56	Justin Glass	2011-14
5.	53	Josh Harrison	2006-08
6.	52	C. Satterwhite	2007-09
	52	Steve Barhorst	1993-96
	52	Mike Kinnett	1984-87
9.	47	Chris Hamblen	1999-2002
10.	46	Chris Peters	2008-11

TRIPLES

1.	16	AJ Bumpass	2016-19
2.	12	LaFringe Hayes	2005-06
	12	Billy Wolff	1963-65
4.	10	Hudie Camp	1967-69
	10	John Meyer	1965-67
	10	Ike Misali	1952-55
	10	Anthony Snowell	1998-00
8.	9	Tony Campana	2007-08
	9	Nick Hodge	1980-82
	9	Jerry Lux	1971-74
	9	Logan Parker	2005-06
	9	Matt Williams	2011-14

HOME RUNS

1.	53	Kevin Youkilis	1998-01
2.	52	Matt Singer	1998-01
3.	44	Mike Spina	2008-09
4.	38	Chris Hamblen	1999-02
	38	Craig Tewes	1998-01
6.	37	Pat Abbatiello	1984-87
7.	34	Griffin Merritt	2019-22
8.	33	Ryan Nicholson	2020-23
9.	32	C. Satterwhite	2007-09
10.	31	Ryan Minges	1997, 99-01

RUNS BATTED IN

1.	239	Matt Singer	1998-01
2.	214	Craig Tewes	1998-01
3.	203	Kevin Youkilis	1998-01
4.	171	Chris Hamblen	1999-2002
5.	153	Josh Harrison	2006-08
6.	148	Mike Spina	2008-09
7.	141	Justin Riddell	2008-11
	141	Justin Glass	2011-14
9.	137	Mark Martin	1984-87
	137	Troy Muckerheide	1992-95

TOTAL BASES

1.	552	Matt Singer	1998-01
2.	536	Kevin Youkilis	1998-01
3.	430	Craig Tewes	1998-01
4.	400	Justin Glass	2011-14
5.	383	Chris Hamblen	1999-2002
6.	366	Josh Harrison	2006-08
7.	362	Mike Kinnett	1984-87
8.	355	Pat Abbatiello	1984-87
9.	343	Justin Riddell	2008-11
10.	341	Steve Barhorst	1993-96

WALKS

1.	206	Kevin Youkilis	1998-01
2.	166	Craig Tewes	1998-01
3.	128	Ian Happ	2013-15
4.	122	Matt Singer	1998-01
5.	118	Chris Peters	2008-11
6.	117	Matt Primack	1993-96
7.	107	Chuck Barlage	1988-91
	107	Mark Muscenti	2003-06
9.	106	John Hansberry	1972-75
	106	Rick Linz	1973-76

HIT BY PITCH

1.	76	Mark Muscenti	2003-06
2.	38	Treg Haberkorn	2015-18
3.	35	Connor McVey	2014-18
	35	Josh Harrison	2006-08
5.	34	Kevin Youkilis	1998-01
6.	33	Jace Mercer	2017-21
7.	32	Matt Singer	1998-01
	32	Craig Tewes	1998-01
	32	Justin Glass	2011-14
10.	28	Ryan Noda	2015-17

STRIKEOUTS

1.	217	Brian Szarmach	2003-07
2.	199	Cole Harting	2021-24
2.	196	Ryan Noda	2015-17
3.	194	Justin Glass	2011-14
4.	192	Cole Harting	2021-2024
5.	185	Treg Haberkorn	2015-18
6.	178	Ryan Minges	1997, 99-01
7.	174	Manny Rodriguez	2015-18
8.	166	Matt Williams	2011-14
9.	165	Kevin Wilson	1998-01

SACRIFICE FLIES

1.	21	Josh Harrison	2006-08
2.	13	Craig Tewes	1998-01
	13	Kevin Youkilis	1998-01
	13	Justin Glass	2011-14
5.	12	T.J. Jones	2009-12
	12	Matt Singer	1998-01
	12	Ryan Nicholson	2020-23
8.	11	Connor McVey	2014-18
	11	Tony Hesketh	1995-96
10.	10	Jon DeLuca	2003-06
	10	Jack Nelson	2003-06
	10	Mike Spina	2008-09
	10	C. Satterwhite	2007-09

SACRIFICE HITS

1.	31	Kevin Wilson	1998-01
2.	24	Connor McVey	2014-18
3.	21	Steve Soloria	1986-89
4.	20	Scott Heller	1995-98
	20	Treg Haberkorn	2015-18
	20	Kyle Mottice	2015-18
7.	19	Nate Fish	1999-2002
8.	18	John Cassius	1967-69
	18	Jerry Merrill	1994-96
	18	Chris Peters	2008-11

HITTING RECORDS (CONTINUED)

STOLEN BASES

1.	104	Tony Campana	2007-08
2.	74	Jamel Scott	2007-10
3.	69	Connor McVey	2014-18
4.	63	Josh Harrison	2006-08
5.	61	Jace Mercer	2017-21
	61	Troy Muckerheide	1992-95
7.	56	Ian Happ	2013-15
8.	52	Pat Maginn	1965-67
9.	49	Chris Peters	2008-11
10.	48	Steve Barhorst	1993-96

SLUGGING PERCENTAGE

1.	.703	Mike Spina	2008-09
2.	.683	Steve Pickerell	2003-04
3.	.675	Billy Wolff	1963-65
4.	.627	Kevin Youkilis	1998-01
5.	.602	John Young	1985-87
6.	.599	Logan Parker	2005-06
	.599	Matt Singer	1998-01
8.	.571	Tony Elsbrock	1988-91
9.	.570	Mike Kinnett	1984-87
10.	.564	Ken Schneider	1990-91

ON-BASE PERCENTAGE

1.	.499	Kevin Youkilis	1998-01
2.	.465	John Hansberry	1972-75
3.	.463	Ian Happ	2013-15
4.	.460	Mike Curley	1971-74
5.	.443	Mike Spina	2008-09
6.	.441	Craig Tewes	1998-01
7.	.439	Josh Harrison	2006-08
8.	.438	Mike Kinnett	1984-87
	.438	Steve Pickerell	2003-04
10.	.435	Nick Hodge	1980-82

PITCHING RECORDS

ERA (MIN. 75.0 INNINGS)

1.	1.42	Bill Faul	1960-62
2.	1.66	Wilbur Ernst	1954-56
3.	1.75	Jose Worall	1967
4.	2.26	Scott Simonds	1965-67
5.	2.31	Carmine Lemma	1958-61
6.	2.38	Carl Bouldin	1958-61
7.	2.60	Bruce Raible	1968-69
8.	2.69	Tim Burman	1972-74
9.	2.73	Jerry Faul	1962-64
10.	2.79	Gary Wilkins	1968-70

WINS

1.	21	Dan Osterbrock	2006-08
2.	19	B.J. Borsa	2000-03
	19	Tim Burman	1972-74
	19	Carmine Lemma	1958-61
	19	Curtus Moak	1998-01
6.	18	Tony Cento	1996-99
	18	Bill Metzinger	1989-92
8.	17	Bill Faul	1960-62
9.	16	Andy Lauderback	1973-76
	16	Bob O'Brien	1977-80
	16	Andrew Zellner	2014-17

APPEARANCES

1.	99	Curtus Moak	1998-01
2.	97	Jarod Yoakam	2015-18
3.	94	Joe Byrne	1982-85
4.	90	Jim Steele	1996-99
5.	88	Pat Murphy	1988-91
6.	85	Jake Geglein	2006-09
7.	82	Keith Phillips	1992-95
8.	80	Todd Ruprecht	1994-97
9.	76	Jackson Murphy	2019-23
10.	70	Shannon Morgan	1995-97

STARTS

1.	59	B.J. Borsa	2000-03
2.	48	Andrew Zellner	2014-17
3.	43	Keith Becker	1995-97
4.	41	JT Perez	2015-18
5.	39	Tony Cento	1996-99
	39	Joe List	1999-2002
	39	David Query	1981-84
8.	36	Michael Hill	2007-09
	36	Dan Osterbrock	2006-08
10.	35	Dave Sala	1984-86

COMPLETE GAMES

1.	20	Bill Faul	1960-62
	20	Bill Metzinger	1989-92
3.	18	Carmine Lemma	1958-61
4.	16	Tim Burman	1972-74
5.	14	Bruce Raible	1968-69
	14	Bob Rehtin	1973-76
7.	13	B.J. Borsa	2000-03
	13	David Query	1981-84
	13	Scott Simonds	1965-67
10.	12	Jerry Faul	1962-64
	12	Greg Wahl	1972-75

SAVES

1.	20	Jake Geglein	2006-09
2.	15	Andrew Burkett	2009-10
2.	15	Curtus Moak	1998-01
3.	13	Joe Byrne	1982-85
4.	12	Shannon Morgan	1995-97
5.	10	Jim Steele	1996-99
	10	Jarod Yoakam	2015-18
7.	9	Josh Kay	2004-05
8.	8	Pat Murphy	1988-91
9.	7	Nate Bouldin	2002-03
	7	Rick Harrmann	1971-72
	7	Zach Isler	2010-12
	7	Ron Schmitt	1965-67
	7	Sean Sullins	1992-93
	7	Billy Welsh	2007-09

INNINGS PITCHED

1.	363.0	B.J. Borsa	2000-03
2.	293.0	Andrew Zellner	2014-17
3.	283.1	JT Perez	2015-18
4.	265.1	Tony Cento	1996-99
5.	255.0	Dan Osterbrock	2006-08
6.	246.2	Bill Metzinger	1989-92
7.	245.0	Carmine Lemma	1958-61
8.	235.2	Keith Becker	1995-97
9.	232.2	Joe List	1999-2002
10.	231.1	Jeremy Martin	1991-94

STRIKEOUTS

1.	284	Carmine Lemma	1958-61
2.	277	B.J. Borsa	2000-03
3.	271	Bill Faul	1960-62
4.	255	Tony Cento	1996-99
5.	215	Dave Sala	1984-86
6.	202	JT Perez	2015-18
7.	194	Dan Osterbrock	2006-08
8.	190	Keith Becker	1995-97
	190	Tim Burman	1972-74
10.	187	Andrew Zellner	2014-17

AVG. AGAINST (MIN. 75.0 IP)

1.	.194	Carmine Lemma	1958-61
2.	.198	Jose Worrall	1967
3.	.206	Carl Bouldin	1958-61
4.	.209	Wilbur Ernst	1954-56
5.	.212	Tim Burman	1972-74
6.	.217	Jerry Faul	1962-64
7.	.218	Don Nesbitt	1953-55
8.	.225	Gary Wilkins	1968-70
9.	.230	Terry Cadle	1969-72
10.	.231	Bruce Raible	1968-69

SINGLE-SEASON RECORDS

HITTING RECORDS

BATTING AVERAGE (MIN. 100 AB)

1.	.427	Lance Durham	2009
2.	.416	Mark Gabbard	1993
3.	.413	Tony Elsbrock	1991
4.	.407	Mike Kinnett	1985
	.407	Kevin Youkilis	1999
6.	.405	Kevin Youkilis	2001
7.	.398	Tim Deffinger	1979
8.	.391	Matt Singer	1999
9.	.390	Steve Barhorst	1996
	.390	Dane Miller	1984

GAMES PLAYED

1.	62	Jeremy Johnson	2019
	62	Joey Wiemer	2019
3.	61	Eric Santiago	2019
4.	60	Mark Belcher	2000
	60	AJ Bumpass	2019
	60	Ryan Minges	2000
	60	Matt Singer	2000
	60	Anthony Snowell	2000
	60	Wyatt Stapp	2019
	60	Craig Tewes	2000
	60	Kevin Wilson	2000
	60	Kevin Youkilis	2000

AT BATS

1.	263	Tony Campana	2008
2.	255	Brett Clark	2001
3.	246	Ryan Minges	2000
4.	243	Brad Schutz	2002
5.	242	Matt Singer	2000
6.	240	Chris Hamblen	2001
	240	Joey Wiemer	2019
8.	239	Justin Glass	2013
9.	238	Josh Harrison	2008
	238	Matt Singer	1999
	238	Matt Singer	2001

RUNS SCORED

1.	85	Kevin Youkilis	1999
2.	81	Kevin Youkilis	2001
3.	75	Kevin Youkilis	2000
4.	73	Anthony Snowell	1999
5.	70	Brett Clark	2001
	70	Matt Singer	1999
7.	69	Matt Singer	2001
8.	67	Josh Harrison	2006
9.	66	Josh Harrison	2008
10.	63	Ken Schneider	1991
	63	Kerrington Cross	2024

HITS

1.	99	Lance Durham	2009
2.	96	Kevin Youkilis	1999
3.	93	Matt Singer	1999
4.	90	Josh Harrison	2008
5.	89	Tony Campana	2008
6.	88	Brad Schutz	2002
7.	85	Steve Barhorst	1995
	85	Kevin Youkilis	2001
9.	84	Brett Clark	2001
	84	Josh Harrison	2006
	84	Matt Singer	2000
	84	Mike Spina	2008

DOUBLES

1.	25	Mike Kinnett	1985
2.	23	Kevin Youkilis	1999
3.	22	Josh Harrison	2008
4.	21	Justin Glass	2012
	21	Cameron Satterwhite	2008
	21	Matt Singer	2000
	21	Kevin Youkilis	2000
8.	20	Steve Barhorst	1995
	20	Logan Parker	2005
	20	Matt Singer	1999

TRIPLES

1.	9	Billy Wolff	1965
2.	8	Tony Campana	2008
3.	7	Joe Barbieri	1950
	7	LaFringe Hayes	2005
	7	Logan Parker	2006
6.	6	AJ Bumpass	2019
	6	Anthony Snowell	1999
8.	5	Hudie Camp	1969
	5	Kerrington Cross	2022
	5	Mike Cusumano	1978
	5	Don Good	1971
	5	LaFringe Hayes	2006
	5	John Meyer	1965
	5	Ike Misali	1955

HOME RUNS

1.	23	Mike Spina	2009
2.	21	Mike Spina	2008
3.	19	Griffin Merritt	2022
	19	Kevin Youkilis	2000
	19	Josh Kross	2024
5.	18	Kevin Youkilis	2001
6.	17	Matt Singer	1999
7.	16	Ryan Nicholson	2023
8.	15	John Carney	1997
	15	Chris Hamblen	2002
	15	Craig Tewes	1999
11.	14	Ian Happ	2015
	14	Gary Hardoerfer	1985
	14	Mike Mottice	1991
	14	Steve Pickerell	2004
	14	Cameron Satterwhite	2008

RUNS BATTED IN

1.	79	Matt Singer	1999
	79	Mike Spina	2008
3.	72	Kevin Youkilis	1999
4.	69	Logan Parker	2006
	69	Mike Spina	2009
6.	67	Justin Riddell	2011
7.	66	Chris Hamblen	2001
8.	65	Neall French	2007
	65	Craig Tewes	1999
	65	Josh Kross	2024
10.	62	Chris Hamblen	1999
	62	Matt Singer	2001

TOTAL BASES

1.	166	Matt Singer	1999
2.	163	Mike Spina	2008
3.	158	Kevin Youkilis	1999
4.	157	Kevin Youkilis	2000
5.	154	Mike Spina	2009
6.	150	Kevin Youkilis	2001
7.	149	C. Satterwhite	2008
8.	146	Lance Durham	2009
9.	141	Logan Parker	2006
	141	Josh Kross	2024
10.	139	Griffin Merritt	2022

WALKS

1.	63	Kevin Youkilis	2000
2.	61	Craig Tewes	1999
3.	59	Kevin Youkilis	2001
4.	54	Logan Parker	2006
	54	Craig Tewes	2001
6	52	Anthony Snowell	2000
7	49	Ian Happ	2015
8.	47	Ian Happ	2013
9.	46	Kerrington Cross	2024
10.	44	John Hansberry	1974
	44	Kevin Youkilis	1998

HIT BY PITCH

1.	26	Josh Kross	2024
2.	21	Josh Harrison	2006
3.	20	Mark Muscenti	2005
4.	19	Mark Muscenti	2004
	19	Mark Muscenti	2006
5.	18	Mark Muscenti	2003
6.	16	Justin Glass	2014
	16	Treg Haberkorn	2018
9.	15	Nick Maragas	2006
10.	14	Hunter Jessee	2024

STRIKEOUTS

1.	82	Brian Szarmach	2006
2.	77	Ryan Noda	2015
3.	70	Tommy O'Connor	2024
4.	68	Ryan Noda	2017
5.	67	Cole Harting	2021
6.	65	Cole Harting	2023
7.	64	Matt Williams	2012
8.	60	Cole Harting	2022
	60	Griffin Merritt	2022
	60	Cole Murphy	2018

SACRIFICE FLIES

1.	9	Josh Harrison	2007
	9	Josh Harrison	2008
3.	7	Matt Primack	1995
	7	Craig Tewes	2000
	7	Joey Thomas	2017
6.	6	Tony Hesketh	1995
	6	Kevin Johnson	2010
	6	Connor McVey	2018
	6	Jack Nelson	2006
	6	Ryan Nicholson	2022
	6	Logan Parker	2006
	6	Cameron Satterwhite	2007

SINGLE-SEASON RECORDS

SACRIFICE HITS

1.	15	Jerry Merrill	1995
2.	14	Kevin Wilson	2000
3.	12	Adam Yeager	2006
4.	11	Greg Baker	1995
	11	Steve Soloria	1987
6.	10	Jerry Lux	1972
	10	Brandon Moore	1998
8.	9	Cary Daniel	1997
	9	Scott Heller	1997
	9	Jeff Leytze	1997
	9	Connor McVey	2014
	9	Jamel Scott	2008
	9	Kevin Wilson	1999

STOLEN BASES

1.	60	Tony Campana	2007
2.	44	Tony Campana	2008
3.	35	Jamel Scott	2008
	35	Ken Schneider	1991
5.	32	Josh Harrison	2008
6.	28	Mike Cox	1992
7.	25	Steve Barhorst	1995
	25	Tim Coyne	1982
	25	Ian Happ	2013
10.	24	Pat Maginn	1965
	24	Troy Muckerheide	1995
	24	Adam Yeager	2007

SLUGGING PERCENTAGE

1.	.779	Billy Wolff	1965
2.	.741	Tony Elsbrock	1991
3.	.731	Mike Spina	2008
4.	.729	Mark Gabbard	1993
5.	.717	Kevin Youkilis	2000
6.	.714	Kevin Youkilis	2001
7.	.710	John Young	1987
8.	.697	Matt Singer	1999
9.	.695	Griffin Merritt	2022
10.	.694	Steve Pickerell	2003

ON-BASE PERCENTAGE

1.	.549	Kevin Youkilis	2001
2.	.511	Craig Tewes	1999
3.	.508	John Hansberry	1973
4.	.507	Kevin Youkilis	2000
5.	.503	Kevin Youkilis	1999
6.	.502	Lance Durham	2009
7.	.500	K.B. Johnson	1988
8.	.498	Mark Muscenti	2006
9.	.492	Ian Happ	2015
10.	.491	Mike Curley	1973

PITCHING RECORDS

ERA (MIN. 50.0 INNINGS)

1.	0.80	Bill Faul	1962
2.	0.87	Wilbur Ernst	1956
3.	1.41	Carl Bouldin	1959
4.	1.51	Scott Simonds	1965
5.	1.54	Andy Lauderback	1974
	1.54	Curtus Moak	2000
7.	1.55	Bill Faul	1961
8.	1.75	Jose Worall	1967
9.	1.85	Tim Burman	1974
10.	1.99	Carmine Lemma	1958

WINS

1.	11	Chris Holt	1995
2.	10	Joe Byrne	1985
3.	9	Steve Blevins	2006
	9	Tim Burman	1974
	9	Tony Cento	1999
	9	Jim Martini	1979
	9	Bill Metzinger	1992
	9	Dan Osterbrock	2007
	9	Dan Osterbrock	2008
9.	8	Chris Murphy	1995
	8	Chad Pennington	2002
	8	Nathan Taylor	2024

APPEARANCES

1.	37	Curtus Moak	2001
2.	34	Jim Steele	1999
3.	32	Pat Murphy	1991
4.	31	Shannon Morgan	1995
5.	30	Nate Bouldin	2002
	30	Josh Kay	2005
7.	29	Jake Geglein	2009
	29	Keith Phillips	1994
	29	Rob Reel	2003
10.	28	Korren Thompson	2019

STARTS

1.	16	Keith Becker	1995
	16	Steve Blevins	2006
	16	B.J. Borsa	2002
	16	Tony Cento	1999
	16	Nathan Taylor	2024
5.	15	B.J. Borsa	2001
	15	George Glinatsis	1991
	15	Chris Holt	1995
	15	Chase Hopewell	2023
	15	Joe List	2001
	15	Tony Maynard	2005
	15	Bill Metzinger	1991
	15	Garrett Schoenle	2021

COMPLETE GAMES

1.	11	Bill Metzinger	1992
2.	10	Jerry Faul	1964
3.	9	Bill Faul	1962
4.	8	Carmine Lemma	1959
	8	Bill Metzinger	1991
	8	Bob Rechtin	1976
7.	7	Tim Burman	1974
	7	Bill Faul	1961
	7	George Glinatsis	1991
	7	Andy Lauderback	1976
	7	Denny Nagel	1972
	7	Bruce Raible	1968
	7	Bruce Raible	1969

SAVES

1.	14	Andrew Burkett	2010
2.	13	Korren Thompson	2019
3.	12	Shannon Morgan	1995
4.	10	Andrew Streng	2013
5.	9	Jake Geglein	2008
	9	Jake Geglein	2009
	9	Josh Kay	2005
	9	Curtus Moak	2000
9.	7	Joe Byrne	1983
	7	David Orndorff	2017
	7	Sean Sullins	1993

INNINGS PITCHED

1.	106.2	Chris Holt	1995
2.	104.0	B.J. Borsa	2002
3.	101.2	B.J. Borsa	2003
	101.2	Bill Metzinger	1991
5.	101.0	Steve Blevins	2006
6.	99.0	Dan Osterbrock	2008
7.	96.1	Bill Metzinger	1992
8.	95.1	George Glinatsis	1991
9.	94.2	Tony Maynard	2005
10.	94.1	Dan Osterbrock	2007

STRIKEOUTS

1.	109	Bill Faul	1961
2.	108	Bill Faul	1962
3.	103	Tony Cento	1999
4.	98	Chris Murphy	1995
5.	91	George Glinatsis	1991
6.	89	Carmine Lemma	1958
	89	Garrett Schoenle	2021
8.	87	Beau Keathley	2022
9.	85	Cam Alldred	2018
10.	83	Bruce Raible	1969

AVG AGAINST (MIN. 50.0 IP)

1.	.162	Bill Faul	1961
2.	.164	Don Nesbitt	1955
3.	.166	Bob O'Brien	1979
4.	.174	Jerry Faul	1964
5.	.177	Carmine Lemma	1959
6.	.180	Dave Sala	1986
7.	.186	Carl Bouldin	1959
	.186	Tim Burman	1974
9.	.194	Andy Lauderback	1974
10.	.196	Ray Penno	1974

ALL-TIME ROSTER

NAME	POS.	1ST YR.	LST YR.
Abbatiello, Pat	INF	1984	1985
Abbott, Dave	OF/P	1991	
Abel, Jack		1937	
Ackerson, David H.	Mgr./SS	1908	1907
Acus, Dave	P	1973	
Adamo, Joseph	P	1981	1983
Alberts, Butch	3B	1971	1972
Alexander, Ed		1939	
Alldred, Cam	LHP/INF	2016	2018
Allen, Darrell		1966	1967
Allen, Fred	OF	1976	1978
Allen, Keegan	RHP	2024	-
Altemeier, William		1930	1931
Altenau, Alan	OF	1956	1959
Alvey, Dustin	C/OF	2005	2008
Amburgey, Conley		1955	
Antoszewski, E.	INF	1991	
Apple		1937	
Arbaugh, J.		1956	
Armstrong, Milton		1914	
Asberry, Eslie		1919	
Asbury, Tuck		1947	1949
Ashe, Oscar		1935	1936
Atkinson, Andrews		1956	
Atkinson, Ryan	P	2012	2015
Augustine, Vince	OF	2016	2018
Aultman, Merwyn	LF	1908	1907
Bachman, Stanley	C	1906	1907
Bachmeyer, Robert		1938	
Baetz, William		1933	1936
Bagley, Bruce	1B/2B	1969	1971
Bailey, Brian	P	1994	
Baird, John	P	2007	
Baker, Cael	C	2018	2018
Baker, Greg	INF/OF	1994	1995
Baker, Jamie	SS	1991	1992
Baker, Ryan	C	2007	2008
Baldwin, Bradey	C	1975	1977
Balshizer, William	RF	1900	
Balzhiser, Julius	3B	1904	1907
Barberi, J.		1948	1951
Barhorst, Steve	INF/OF	1993	1996
Barlage, Chuck	INF	1991	
Barnes, Bill	SS	1977	1978
Barnes, Roosevelt	INF/OF	1992	
Barrett, Glenn	1B	1908	
Bartee, Grant	INF/P	1979	1982
Bartholemew, Curt	P	1981	1982
Bass, Irvin		1953	1954
Batcho, Drake	LHP	2019	2021
Bauer, G.		1949	
Bechtol, Matt	C	1997	1998
Becker, Keith	P	1995	1997
Belcher, Mark	OF	2000	
Bellamah, H.		1951	
Bellini, Joey	INF	2019	2021
Beltz, Brian	OF/P	2004	2005
Berardi, Chad	INF	1994	1995
Berezo, Lalo	OF	1983	1984
Bergmann, Max	RHP	2021	-
Bergren, Jack	LHP	2016	2017
Berning, W.		1942	
Berry, K.		1958	1960
Berwanger, William		1930	1931
Best, Carl		1903	
Bethel, R.		1953	
Bettcher, Ryan	LHP	2016	
Bibbo, Bob	OF	1978	1980
Biedenger, R.		1956	
Bielek, Joey	3B	2012	
Binder, Hans	P	1911	1912
Birmingham, Chris	INF	1999	
Bishop, Tom		1937	1939

NAME	POS.	1ST YR.	LST YR.
Bittinger, B.		1951	
Bitzenhofer, JP	C	2019	2020
Blaney, Howard		1953	1954
Blersch, R.		1956	
Blevins, Steve	P	2006	2007
Blissitt, Jr., Rob	OF	2014	2014
Bloomer, Paul	C/OF	1996	1998
Boba, Tommy	P	2023	-
Boecker, Frank		1940	
Boedemer, Oscar	1B	1906	1907
Boerio, R.		1967	
Bogdaovich, Jason	P	1991	
Bohl, Harold		1930	
Boland, Jeff	P	1992	
Boling, James	INF	1994	
Bollmer, Robert		1955	
Bond		1938	
Bondi, Herman		1934	
Borcherding, Jack		1954	
Borcherding, Robert		1952	
Borsa, B.J.	P	2000	2003
Bouldin, Carl		1959	1961
Bouldin, Nate	P	2002	2003
Bouldin, Richard		1967	1970
Boush, Mark	P	1976	
Bova, Craig	2B	1997	
Box, Harry		1903	
Boyd, Bill	OF	1977	
Bradbury, Aiden	RHP	2021	2022
Bradford, Jon	OF/1B	1977	
Brady, F.		1956	
Brady, J.		1955	
Bramlage, Chris	P	1978	1980
Brandenberg, C.		1953	
Brandt, Chris	P	1999	
Brannen, Donald		1947	
Brannon, Dan		1969	
Braun, Albert		1949	
Braun, J.		1956	
Braun, Jim	INF	1979	1980
Breeden, Ron		1962	1965
Bremner, Dondrae	INF	2018	2022
Brennon, D.		1948	
Brewer, T.C.	OF	1991	1993
Brill, Don	C	1951	1952
Britt, Dan	OF	1976	1979
Brockhoff, Jerry		1963	
Brockman, Herbert	Captain	1920	
Brooks, Beach	INF	2009	2010
Brooks, J.		1952	
Brooks, Lauden	INF	2023	-
Brooks, Mark	P	1984	1985
Brooks, Milt		1938	1939
Brosky, Dylan	P	2023	
Brosnan, Ken	P	1977	1979
Brotherton, Tom		1947	
Broughton, Terry		1969	
Brown, Aaron	C	2001	2003
Brown, Audley	Field	1906	1907
Brown, H.		1947	
Brown, Jeff	P	1984	
Brown, Phil	1B/OF	1972	1975
Brown, Walter		1969	1970
Browning, Anthony	P	1979	1980
Brunst, Ed		1937	
Buber		1934	
Buchanan, Buck	UTL/RF	1911	1912
Buckmeyer, Joe		1943	
Buerkle, Bob		1964	1967
Bumpass, A.J.	OF	2016	2019
Burch, Mickey		1962	1965
Burgess, Wes	2B/OF	2000	
Burkett, Andrew	P	2009	2010

NAME	POS.	1ST YR.	LST YR.
Burman, Tim	P	1972	1974
Buscemi, Nick	P	2003	2007
Bushelman		1904	
Bybee, Doug	INF	1983	
Bybee, Greg	P	1973	1976
Byrd, Wayne		1964	1965
Byrne, Joe	P/OF	1981	1985
Cadle, Terry	P	1970	1972
Caldwell, Richard		1962	
Calez, Adam	P/OF	2005	2008
Callahan, Tom		1966	
Cammerer, Lee	INF	1991	
Camp, Hudie		1968	1970
Campana, Tony	OF	2007	2008
Campbell, Jason	INF	1996	1997
Campbell, Tim	INF/C	1981	1982
Campodonico, D.		1950	1951
Cannon, Steve	INF	1981	
Canzoni, Joey	INF	2024	
Capelle, Louis		1940	
Cappel, Harry	C	1991	1993
Cardell, Dave	INF	1981	1982
Carney, John	INF	1994	1997
Carney, Marc	C	2024	
Carr, J.J.	INF	2015	2015
Casey, Ed		1969	
Cassius, John		1968	1970
Castelli, Stanley		1935	1937
Ceddia, Jim	OF/C	1975	1978
Centeno, Kasey	RHP	2020	
Cento, Tony	P	1996	1999
Certo, Sam		1968	1970
Cervantez, Jamell	OF	2011	
Chambers,Tom		1961	1963
Chandler, Joe	P	1981	1984
Chenoweth, Bryan	P	2012	2015
Chlebeck, Tom		1969	1970
Church, Raymond		1913	
Clark, Brett	SS/ 2B	2001	2002
Clark, Russell	C	2013	2015
Clayborn, John	3B	1971	
Cleary, Colton	LHP	2013	2016
Cliett, Ray	OF	1979	
Clifton, Kerry	INF	1971	1972
Cochrane, Fred		1933	
Cochrane, Fritz		1932	
Colegrove, Ralph		1942	
Coleman, Kendal	OF	2009	2010
Coleman, R.		1954	
Collaros, Zach	INF	2009	
Collett, Paul	P	1971	1972
Collings		1937	
Colvin, Clayton	RHP	2016	2019
Colyer, John	C	1979	1980
Conaster, W.		1953	
Concilla, J.		1953	
Conrad, Mike	P	2013	2014
Conroy, Jim	P	1985	
Conte, Michael	RHP	2024	-
Converse, Howard		1961	
Coons, Eddie		1920	
Coppola, Bob	P	1998	
Cost, Jeff	P	1993	1994
Cotton, Ronald	OF	2011	2012
Coulter, Bradley	RHP	2024	-
Couzins, Jerry		1966	1967
Cox, Derek	P	2011	
Cox, Mike	INF	1991	1993
Cox, Todd	OF	1991	1993
Coyle, Doug	C/INF	1994	1996
Coyne, Tim	OF	1981	1983
Crane, Irvin		1937	
Cronin, Harold ‘Hep’		1961	1963

NAME	POS.	1ST YR.	LST YR.
Cross, Kerrington	INF	2021	-
Crow, Walter		1956	
Cunningham, Gerry		1963	1965
Cunningham, Jack		1962	1965
Cunningham, R.		1958	1960
Curley, Adam	P	2004	
Curley, Mike	OF/C	1971	1974
Curtus, Moak	INF/P	1998	2000
Cusumano, Mike	OF	1978	1979
Cutter, Bob		1954	1955
Cynkar, Lou		1969	
Dahl, Dave	P	1979	1980
Daly, Edward		1930	
Dancer, William		1903	1904
Dangler, Andy	C/3B	2000	
Daniel, Cary	OF/INF	1996	1997
Darden, Alex	LHP	2017	2017
Dauer, Richard	INF/OF	1980	1983
Davis, David	INF/OF	1984	1985
Davis, Don		1941	1942
Davis, George		1934	1936
Davis, Glen		1935	
Dean, CJ	OF	2022	2023
DeAnna, Mason	C	2016	2019
De Felice, Rick		1969	1971
Dearness, Donald		1914	
Deffinger, Tim	OF	1976	1979
Deifel, Greg	P	1991	1992
Delaney, J.		1952	1953
Deller, R.		1955	1956
DeLuca, Jon	INF	2003	2006
Dethy, Cramer	C	2010	
Dickerson, Richard		1904	1908
DiEduardo, Kyle	P	1998	2001
Dietschel, Andy	OF	1991	1992
DiGickino, Arthur		1940	
Dikos, Greg	C/INF	1998	1999
Dill, Brian	OF	2004	
DiSalle, Chad	P	1992	1994
DiSduardo, Kyle	P	2000	
Distler, William		1931	
Doerschuk, Nate	P	2002	
Dolan, Larry	P	1973	
Dolan, Rob	P	1981	1982
Dolwick, Brennan	LHP	2019	
Dornette, George	P/LF	1908	1909
Dorrmann, Brad	INF	2002	2003
Dost, Dave		1968	1969
Downs, Mark	P	2013	2013
Drake, Spencer	P	2014	2014
Drake, Will	OF	2013	2014
Dreih, Edward	2B	1900	
Drennan, Bob		1964	1965
Dunning, C.		1948	1950
Durham, Lance	OF	2009	
Dury, Albert H.	P	1906	1907
Dyer, Arthur	SS	1908	
Eagan, Pat	OF	1969	1971
Earley, Michael	INF	2007	
Earls, Carter	LHP	2022	-
Eaton, Jim	2B/ SS	1971	1972
Eckman, Eric	P	2004	
Edmonston, Joe		1920	
Edwards, G.		1948	1949
Ehrhardt, Gavin	OF	2024	
Eichler, Walter	P	1906	1907
Eilerman, P.J.	P	2001	
Eitel, Erik	OF	2002	2005
Elmore, Mike	INF	1984	1985
Elsasser, Larry		1962	1965
Elsbrock, Tony	INF	1991	
Emerson, Nat.	LF	1895	
Emery, D.		1951	

2025 CINCINNATI BASEBALL

ALL-TIME ROSTER

NAME	POS.	1ST YR.	LST YR.
Emmerich, Charles		1934	1936
Endicott, Josh	LHP	2018	2018
Erdmann, Drew	RHP	2024	
Erikson, Oscar		1933	
Ernst, Will		1954	1956
Ernsthauser, D.		1948	
Ervin, Rick	OF	1975	
Etzel, William		1934	1935
Evans, Dave	P	1971	1973
Evans, Raymond		1934	1936
Everham, Edward	CF	1900	
Eyink, Jack	OF/RHP	2019	2019
Fahnle, R.		1947	
Fantozzi, Ray	P	1977	
Farkas, Glen	OF/P	1991	
Farr, Dick		1939	
Farrell, Tim	OF	1991	1992
Faul, Bill	P	1960	1962
Faul, Jerry		1962	1965
Feichtner, Dan	INF	1996	1997
Fenker, Clement		1913	1914
Ferris, Ted	P	1992	
Fessenden, Willard		1920	
Feth, Russ		1963	1966
Fields, Kenny	P	2000	2002
Fields, Tony	OF	1978	1980
Fienning, Dane	OF	2008	
Fischer, T.		1956	
Fish, Kelly	INF	1979	
Fish, Nathan	3B/C	1999	2002
Fisher, Jack		1969	
Fitzpatrick, Bill	C	1978	1979
Flach, Fred		1903	
Fleig, Fred		1931	1933
Fleming, Paul		1960	1962
Flohr, Ralph		1913	
Flynn, P.		1957	
Foley, Mike	P	2002	2005
Ford, Ray		1940	1942
Forsberg, Bruce		1958	
Fortune, William		1943	
Fosdick, Ed	1B	1909	1912
Fowler, Marcus	CF	1971	
Fowler, Matt	P	2015	
Franks, Ed	C/LF	1909	1911
Franks, R.		1954	1960
Franz, Richard	Captain	1930	
Freeze, C.		1948	
French, Carson	RHP	2024	
French, Neall	1B/C	2005	2007
Freytag, David		1955	
Fricke, A.		1954	
Fricke, Fred		1960	1962
Frondorf, John	P	1980	1983
Fugett, Reggie	1B	2007	
Fuller, Lynn	INF	1981	1983
Gabbard, Mark	C	1991	1993
Galanari, Charles		1940	1942
Galenti, T.J.	INF	2015	
Gall, Ron		1970	
Gallimore, Joel	P	1997	1998
Gang, Chris	LHP	2016	
Gansman, V.		1950	
Gant, John	P	1977	1980
Garman, Brian	P	2007	2010
Garula, Brenden	P	2023	-
Gaskins, B.		1962	
Geesman, Wyatt	RHP	2020	2020
Geglein, Jake	P	2007	2010
Gentile, Thomas	P	2010	2013
Gerth, B.		1969	
Gervers, Willard		1930	
Gettleman, I.		1954	

NAME	POS.	1ST YR.	LST YR.
Getz, Robert		1914	
Getz, Robert		1935	
Gibson, Gene		1951	
Giebel, Robert		1914	
Gierginger, Ralph		1932	
Gilbert, Dan		1954	1957
Gioiosa, Tommy	INF	1980	
Glass, Justin	OF	2011	2014
Glinatsis, George	P	1991	
Glover, Hank		1969	1970
Glozer, Dan	P	2009	2001
Godfrey, Josh	P	2010	
Godlewski, Stan		1953	
Goist, Dick		1953	
Good, Don	CF	1970	1972
Goodro, Tyler	C/1B/P	2008	
Gordon, Art	UTL	1912	1914
Gordon, Geoff	OF	2001	2002
Goshorn, T.		1957	
Grandle, Olen		1933	1934
Gravellese, Bert	Pinch Runner	1975	
Gray, Mike	1B	1977	
Grayson, Ralph		1970	
Gretchen, Mike		1942	
Grethel, Mark	P	1981	
Griffin, Jeff	P	2003	2004
Grove, Greg	OF/SS/P	1971	1973
Grubbs, Glen		1955	
Guehring		1937	
Guidry, Kameron	INF	2022	2024
Gum, Jim		1966	1968
Gunderson, Greg	P	1985	
Guzman, Jose	RHP	2021	2023
Haas, Rick	P	1977	1980
Haberer, Albert		1934	
Haberkorn, Treg	OF	2015	2018
Haefner, Larry	C	1974	1975
Hafer, Bob		1968	
Hagedorn, Ken		1961	
Hager		1935	
Haines, Colby	RHP	2021	2022
Hall, Cliff	3B/P	1908	1912
Hall, Don		1953	1954
Haller, Mike	P	1999	
Hamblen, Chris	C/1B	1999	2002
Hammans, Tristan	P	2015	2018
Hammersmith, Dirk	2B	1975	1978
Hannafoord, Frank	SS	1895	
Hanneken, P.		1951	
Hannum, Harry		1947	1949
Hansberry, John	INF	1972	1975
Hansen, Jake	INF	2020	2022
Hanson, Swede		1934	1935
Happ, Ian	INF	2013	2015
Harker, Garrett	RHP	2022	2023
Harp, Larry		1961	1963
Harris, Darryl	C/INF	1979	1980
Harrison, Josh	INF	2006	2008
Harrmann, Rick	P	1971	1972
Hart, Russel		1930	
Harting, Cole	OF	2021	2024
Haske, Mark	INF	2005	
Haupt, Ken		1964	1965
Hausfeld, Doug	INF	1981	1982
Havlovic, Joseph		1952	
Hawk, Colin	INF	2013	2014
Hayden, Noel		1932	
Hayer, Bill	P	1976	1979
Hayes, Edward	3B	1895	
Hayes, LaFringe	OF	2005	2006
Heber, Matt	P	2005	2008
Heckel, Bob		1937	
Heffron, Terry		1960	1962

NAME	POS.	1ST YR.	LST YR.
Hegemann, Josh	OF	2021	2024
Hehemann, Bob	P/UTIL	1983	1985
Heilmann, J.D.	P	1997	
Heimann, Alvin		1932	
Heine, H.		1948	1951
Heinz,		1934	
Heis, Mike	P	1998	2000
Heithaus, Ron	3B/2B	1974	1976
Heller, Scott	INF	1995	1998
Hemberger, Steve	1B	1974	1977
Hensley, Joe	C	1971	1973
Herbes, Bill		1941	1943
Hern, Denny		1967	1968
Herschberger, M.		1958	
Herzog, Gary	OF	1974	1977
Hesketh, Tony	OF/P	1995	1996
Hicks, Jay	C	1983	1985
Higgins, Tom	1B	1999	
Hilbert, Jeff	INF	1985	
Hill, Jack		1953	
Hill, Jerry		1968	1969
Hill, Michael	P	2007	2009
Hills, Evan	P	2012	2013
Hines, Ron		1955	
Hinton, Corey	OF	1996	1999
Hirsch, Matt	P	1994	
Hisrich, Lloyd William		1962	
Hodge, Nick	OF	1980	1982
Hodskins, Cory	INF	2006	2007
Hogue,		1935	
Holding, Mitch	C	2019	2020
Holen, Tanner	C	2021	2021
Holland, Bryan	P/INF	1976	1977
Holland, Robert		1903	
Holocher, Bill	C	1974	
Holstein, Jim	1B/P	1951	1952
Holt, Chris	P	1995	1996
Honnum, H.		1948	
Honold, M.		1958	1961
Hopewell, Chase	RHP	2022	2023
Hopkins, Mark		1963	
Horst, Chase	P	2023	-
Hostetter, Brad	P/INF	1993	1996
Hough, Cory	P/1B	2009	20012
Howard, Anthony	OF	2010	
Hronek, Brad	OF	1995	1997
Huber, Robert		1948	1949
Huey, John		1941	1942
Huesman, P.		1956	1959
Huffman, Albert	2B	1906	1907
Huggins, Miller	SS/Cptn.	1900	
Hugus, Griffin	P/INF	2023	2024
Huheey, John		1938	1940
Hundemer, Will		1953	
Hunt, Anthony	C	2013	
Hunt, Brad	P	2001	2004
Hunt, Jack		1943	
Hupp, Troy	P	1992	1995
Hughes, James		1949	
Hurley, Edward		1904	
Hurley, John	P	1978	1980
Hurth, Joey	RHP	2024	
Huseman, P.		1958	
Huston, Mikel	OF	2010	
Inott, Ralph	P	1903	1907
Insko, Ryan	RHP	2024	
Ireland, Joe		1949	
Isaacs, Stanley		1914	
Isler, Zach	P	2010	2012
Jackson, J.P.	INF/C	2012	2013
Jackson, Kevin	P	1993	
Jackson, Logan	INF	2010	
Jacobson		1937	

NAME	POS.	1ST YR.	LST YR.
Jacobson, R.		1954	
Jacquot, Jimmy	C	2009	2010
James, Trevor	INF/OF	1993	1996
Jarrett, Cal	RHP	2016	2019
Jenkins, Gary	3B/OF	1973	
Jensen, Dan	P	2009	2011
Jervis, Thomas		1951	1952
Jesikew, Larry	OF	1976	
Jessee, Hunter	OF	2024	
Jockers, Cliff		1949	
Jockers, I.		1950	
Johnson, Chuck		1992	
Johnson, Frank	1B	1895	
Johnson, Jeremy	OF	2019	2020
Johnson, Judd	P	1988	
Johnson, K.B.	OF/DH	1988	
Johnson, Kevin	P/1B	2007	2011
Johnson, Nick	P	2008	2011
Johnson, Ralph	OF	1975	1977
Jones, Alec	C	2023	2024
Jones, Dick		1938	
Jones, Don		1941	1942
Jones, Hank		1919	
Jones, John	P	2011	
Jones, Jim Paul		1939	
Jones, Kiley	INF	2009	2012
Jones, Randy	P	1982	
Jones, T.J.	INF/OF	2009	2012
Jucker, Ed		1938	1939
Jump, Jim	INF	1976	1979
Jung, Bill	P	1998	
Jungclas, Robert		1949	
Jurich, George	P	1983	
Kamp, Robert		1938	
Kampe, Keith	OF	2007	
Katencamp, Donald		1949	
Katz, Henry		1919	
Kay, Josh	P	2004	2005
Kayse, Doug	INF/OF	1981	1983
Keathley, Beau	RHP	2021	2022
Kellerman		1937	
Kelly, Fred	P	1973	1974
Kelly, Jim		1951	
Kemp, Evan	LHP	2020	2022
Kennedy, Bill		1970	
Kennedy, Edward		1913	
Kennedy, Snake	P	1911	1912
Kerley, Bob		1964	1967
Kessler, J.		1969	
Kessler, Richard		1967	
Kiffmeyer, Frank	P	1906	1907
Kilgore, Larry	OF	1970	1973
King, Dana		1935	
Kinker, Edward	C/UTL	1906	1911
Kinnett, Mike	INF	1984	1985
Kirby, E.		1957	
Klavener, Jake		1934	
Klavner, Jake		1936	
Kleem, Larry		1969	
Klein, Ed	P	1976	1977
Klenk, Chris	OF	2015	
Kline, Braden	OF/C	2009	2012
Kline, Edward		1937	1938
Klingenbeck, Kory	C	2023	-
Klinger, J.		1962	
Klousing, Ray		1943	
Knabe, Tom	P	1978	1980
Kocher, Bob		1940	1942
Kogelsang	C	1976	
Kooqier, C.		1950	
Komistek, Paul	OF	2020	2022
Koszewski, Mike	OF	2021	2021
Kotenkomp, D.		1948	

ALL-TIME ROSTER

NAME	POS.	1ST YR.	LST YR.
Koufax, Sandy		1954	
Kreimer, Robert E.	3B	1900	
Kroger, Nathan	RHP	2017	2020
Kross, Josh	1B/C	2024	
Kullman, A.J.	RHP	2016	2019
Kunz, Silverius		1930	1931
Kuzniczci, Jack	3B	1977	1980
LaBurtis, Mike		1961	
Laird, Brennan	OF	2013	2014
Lampl, Chase	P	2004	
Landy, Nolan	P	1998	1999
Lane, Bobby	OF	2021	2021
Langenheim, Ralph		1914	
Langevin, Lawrence		1930	
Lasita, Matt	P	2000	2002
Lathuras, Matthew	P	2012	2013
Laub, Jack		1951	
Lauderback, Andy	P	1973	1976
Laumen, Chuck	OF	1981	1982
Leboutillier, Geo.		1895	
LeCompte, Dave	OF	1977	
Lee, Steve	P	1975	1976
Lee, T.		1957	
Lehnen, Dalton	LHP	2015	2016
LeMasters, Pat	INF	2004	2005
Lemma, Carmine		1958	1961
Lemmon, Blake	RHP	2022	2022
Leon, Ken	P	1983	
Leopold, Joe	P	1991	
Leytze, Jeff	OF	1997	1998
Lightle, Jim	OF	1983	
Lilley, Alex	P	2011	2013
Lindholz, Eric	P	1991	
Linn, Conner	LHP	2021	2023
Lins, Rick	SS	1973	1976
List, Joey	P	1999	2002
Lloyd, William	P	1895	
Logue, Seth	RHP	2024	
Lohmiller, Frank	OF	1991	1992
Losekamp, Hunter	C	2015	
Louder, Hal		1942	1943
Lounsbery, Jack	P	1950	1952
Lowe II, Doug	LHP	2015	2018
Lowenbraun, Joe		1970	
Lowrey, Joe		1939	
Lucas, Mike		1967	
Lucy, Bill		1962	1965
Luensman, Kyle	OF	2015	
Lunsford, Carl		1932	1933
Luppert, Dave		1958	1961
Lux, Jerry	LF	1971	1974
Luy, Walter		1932	
Mackey, Aaron		1969	1970
Magee, Bill		1940	
Manchel, Jim	INF/OF	1973	1975
Manginn, Pat		1966	1967
Manne, Bob		1966	1968
Manor, William		1947	
Maragas, Nick	C	2006	2007
Markle, Kyle	P	2002	2005
Maroney, Kerry	OF	1981	1982
Marsh, Carson	RHP	2024	-
Marshall, Larry	OF	1994	1995
Martin, Jeremy	P	1991	1994
Martin, Mark	C	1984	1985
Martini, Jim	P	1978	1979
Masali, I.		1953	
Masilonis, Mike	P/INF	1995	
Massong, Robert	OF	1978	
Masterman, Tom	P	1992	
Maynard, Tony	P	2001	2005
Mazzaro, Craig	INF	1979	1982
McAlpine, Ethan	OF	2011	2014

NAME	POS.	1ST YR.	LST YR.
McAninch, Sam	P	1994	
McCarthy, Dean	P	2021	2021
McBride, Joe	OF	1999	2002
McClanahan, Nick	P	2023	
McCoy, Chris	P	1997	
McCreary, Homer		1919	
McElroy, Christian	P	2010	2013
McEndy, Tim	INF	2007	
McEvoy, Casey	P	1996	1998
McFarland, James		1920	
McGill, Bob	P/OF	1985	
McGill, Neil		1903	
McLaughlin, Sean	INF	2019	2022
McMillan, R.		1954	
McMillin, Jud	INF/OF	1997	1999
McVey, Connor	INF	2014	2018
Mead, Andy	C	1997	
Mehrlie, Joe	C/INF	1984	
Meier, Carl		1935	
Melzger, Frank		1914	
Mercer, Jace	INF	2017	2021
Mercurio, Mark	C	1995	1996
Mergen, Brad	P	2011	2012
Merrill, Jerry	INF	1994	1996
Merritt, Griffin	INF	2019	2022
Mersch, Tim	P	1976	1977
Metz, Bill	P	1980	1983
Metzger, Frank		1913	
Metzger, George		1913	
Metzger, Kevin	P	1997	
Metzinger, Bill	P	1991	1992
Meyer, Bob	INF	1991	1993
Meyer, Charlie		1939	
Meyer, Fritz		1963	
Meyer, Jacob	P	2020	2021
Meyer, John		1966	1968
Meyer, Josiah		1934	
Meyer, Nate	INF	2019	2020
Meyers, Philip		1938	
Michael, Dave	P	1976	
Michaels, Greg	P	1979	
Mileski, Rod	P/INF	1993	
Miller, Dane	OF	1984	1985
Miller, Don		1966	1968
Miller, Gary		1970	
Miller, Joe		1954	
Miller, T.		1970	
Mills, T.		1958	1959
Minges, Justin	P	2002	2005
Minges, Ryan	INF/OF	1999	2001
Miranda, Mike	P	2000	
Misali, Ike		1954	1955
Mitchell, Andy	P	1973	1974
Mitchell, Darryl	OF	1971	1974
Mittchele, Christian	INF/RHP	2024	-
Mittwede, Harry		1939	1039
Moak, Curtus	P	1998	2001
Mohs, Larry	P	1998	
Moll, Aaron	OF	2001	2004
Moltoy, J.		1951	
Monahan, Jack		1970	
Monahan, Terry		1958	1959
Montgomery, Thaddeus	1913	1914	
Montiel, Dave	OF	1993	1994
Moore, Brandon	SS	1998	
Moore, Lynn		1958	1960
Moore, Nathan	RHP	2017	2021
Moreland, Bill		1963	
Moreton, Jerry	1B	1976	
Morgan, Shannon	P	1995	1997
Morgan, Todd	P	1985	
Morris, Robert		1919	
Morris, Walter		1904	

NAME	POS.	1ST YR.	LST YR.
Morris, Zach	P	2012	
Morrison, Mike		1919	
Morton, J.		1950	1951
Mossbarger, Elmo	C	1983	
Mottice, Mike	C	1991	
Mottice, Kyle	INF	2015	2018
Motz, Lewis		1914	
Muckerheide, Troy	INF/OF	1992	1995
Mueller, Mark	P	2003	
Mullins, Larry		1961	
Munninghoff, Sean	P	2005	2007
Murphy		1937	
Murphy, Chris	P	1995	
Murphy, Cole	INF/RHP	2016	2019
Murphy, Greffin		1935	
Murphy, Jackson	RHP	2019	2023
Murphy, James		1931	
Murphy, Pat	P	1991	
Murphy, Will	RHP	2024	
Murray, Jake	OF	2021	2021
Murray, Jeff	INF	2013	2014
Murray, Nick	RHP	2019	2022
Muscenti, Mark	INF	2003	2006
Mussey, Robert		1904	
Musterman, Tom	P	1992	
Muth, Carl		1930	1931
Myers, Raymond		1913	1914
Nadler, Roger		1967	1968
Nagel, Dave	3B/OF	1974	1977
Nagel, Denny	P	1970	1972
Nagelesien, Jim		1968	1970
Nauman, Gary	P	1971	
Neal, Charles		1904	
Nee, Rick	P	1974	
Neel, Brendon	OF	2013	2013
Neff, Andrew	LHP	2022	2023
Nell, Mark	OF	1983	1984
Nelson, Jack	P/1B	2003	2006
Nesbitt, Don		1954	1955
Neugebauer, Steve		1968	1970
Neumann, E.		1948	
Neville, Scott	P	1997	1998
Neville, Tim		1968	1970
Newton, Chris	INF	1991	1992
Nicholas, Nick		1954	
Nicholson, Ryan	INF	2020	2023
Nickel, Elbie		1943	1948
Niefer, Justin	OF	2001	2003
Niehaus, Charlie	INF	2024	-
Niemann, J.		1954	1957
Nightingale, Tom		1966	
Nixon, Ora	P/3B	1951	1952
Nixon, Terry	C/INF	1981	1984
Noda, Ryan	INF/OF	2015	2017
Noe, Rick	P	1975	1976
Noelker, Andrew	RHP	2019	2019
Norris, Bill		1954	1957
Norris, Dale		1960	1962
Norton, Robert		1937	
Oakes, Tim	P	1991	
O'Brian, Bob	P	1977	1980
Obyc, Michael	OF	2007	2008
O'Connell, Robert	Cptn./CF	1906	1909
O'Connor, Tommy	LHP	2022	-
Oesch, Aaron	C	2012	2013
Ogden, Matt	INF	2004	
Olasz, A.J.	LHP	2015	2018
Olds, Jim	OF/C/P	2002	2005
Olson, Chris	SS	2000	
Olson, Isaac	RHP	2017	2019
Orr, H.		1947	1948
Orndorff, David	RHP	2015	2019
Osterbrock, Dan	P	2006	2008

NAME	POS.	1ST YR.	LST YR.
Osterkamp, Ken	P	1991	
Osterman, Tom		1952	
Ott, Ron		1954	1957
Pacetti, Jack	LHP	2020	
Pacl, T.		1959	
Palmieri, Max	INF	2022	2024
Parker, Jameson	INF	2002	
Parker, Logan	1B	2005	2006
Parnell, Shawn	P	2023	2024
Pascuzzi, Jason	P	2011	2012
Pastura, Mike	SS	1969	1971
Patishall, Mitch	RHP	2013	2016
Patterson, Donald		1919	
Pearson, Dalton	OF	2024	
Pendleton, Hal	C	1971	1973
Pennington, Chad	P	2002	
Pennington, Payton	INF	2020	2020
Penno, Ray	P	1973	1976
Perez, J.T.	LHP	2015	2018
Perkins, Craig	INF	1981	1984
Perrin		1934	
Perron, Forrest	INF	2013	2015
Peters, Chris	INF	2008	2011
Petko, S.		1952	
Pfisterer, Tom	OF	1981	1983
Phares, Carl		1903	1904
Phillippi, A.		1948	
Phillips, Keith	P	1992	1995
Pickerell, Steve	C	2003	2004
Podesta, Joseph	P/1B	1900	
Pollard , Bruce	UTL	1908	1912
Poor, George	P/1B	1900	
Popplewell, L.		1954	
Portune, Walt		1940	1942
Poston, Chuck	P	1971	1973
Powell, Joe	C	2020	2022
Powell, Dick		1938	1940
Prettyman, Roger	OF	2006	
Primack, Matt	INF	1993	1996
Pritchard, Austin	P	2013	2013
Pritchett, Vancey	P	2014	2014
Pritz, James		1940	
Proctor, Jake	OF	2010	2012
Proctor, Mark	3B	1973	1976
Query, Dave	P	1981	1984
Quinn, Ryan	INF	2011	2014
Rader, Brandon	OF	1996	
Rader, George	C	1980	
Radthe, L.		1950	1951
Raible, Bruce		1969	1970
Rain, Robert		1952	
Ramey, Jordan	OF	2016	2018
Ramsey, Art	P	1969	1971
Rapp, Kyle	P/OF	2006	2007
Ratterman, C.		1947	
Rechtin, Bob	P/2B	1973	1976
Reel, Rob	P	2000	2003
Reeves, Robert		1943	
Reid, Henry		1903	
Reigle, Denny		1966	1968
Reineke, Dan	P	2000	2001
Reinemuth, Rolf		1969	
Rennecker, Harry		1964	1965
Resensteil, Matt		1933	
Reuss, Robert		1932	1933
Reuter, Whitey	SS	1911	1912
Reynolds, Chad	C	1993	1994
Reynolds, Matt	C	1998	
Rich, Kenneth		1953	
Richards, Adam		1949	1950
Richards, Brat. [Captain]	RF	1895	
Richards, Jim.		1895	
Richie, W.		1958	

2025 CINCINNATI BASEBALL

2025 CINCINNATI BASEBALL					ALL-TIME ROSTER				
NAME	POS.	1ST YR.	LST YR.		NAME	POS.	1ST YR.	LST YR.	
Richmond, Jake	INF	2014	2015		Schoenhof, Robert		1947	1949	
Richords, Adam		1948			Schoenle, Garrett	LHP	2018	2021	
Richter, Al		1937	1939		Schorsch, Mark		1997		
Riddell, Justin	OF	2008	2011		Schottemer, Hal		1942	1943	
Riehle, Arthur		1914			Schrader, Kevin	P/OF	2005	2006	
Rinaldi, Joe		1966	1967		Schreiber, Charles		1941	1943	
Ring, K.		1956			Schriver, Howard	SS	1909		
Ring, Matt	P	2011	2014		Schroeder, Paul		1963		
Rink, Charles		1935	1937		Schroeder, Tad		1955	1956	
Ritchie, Phil		1967			Schroer, Ray		1941	1943	
Roberts, Brad		1919			Schroetter, Albert	RF	1906	1907	
Roberts, Clarence	C	1904	1907		Schuchter, K.		1955	1957	
Roberts, Terry	OF/1B	1971	1974		Schuck, J.		1955		
Roberts, Vernon		1920			Schuehler, C.		1956		
Robertson, Joe	OF	1985			Schulthesis, Justin	P	2008		
Robertson, Tower		1939			Schultian, Dave	P	1993	1997	
Robinson, Ollie		1943			Schultian, Jody	P	1998		
Robinson, Reece	RHP	2017	2018		Schupmann, Kyle	INF	2023	2024	
Roddy, Ron	INF	1980			Schutz, Brad	2B/SS	2000	2003	
Rodgers, R.		1947			Schwarburg, Bill		1934	1936	
Rodríguez, Manny	INF	2015	2018		Schwing, Wyatt	C	2017	2017	
Roebel, Mike	INF	1980			Scott, Jamel	INF/OF	2007	2010	
Rogers, Tom		1913			Scott, Tom	INF/OF	1981	1985	
Rohlf, Nick	UTL	2008	2011		Sears, Jeff	C/OF	1981	1982	
Romero, Josh	C	2003			Sedizol, Ken	P	1983	1985	
Rose, Matt	P	1985			Seeger, Kyle	1B	2013	2014	
Rosen, Martin		1937			Sefcik, Luke	INF	2024	-	
Rosenbaum, Dave	P	1972			Segal, Zach	RHP	2020	2023	
Ross, B		1960	1963		Seltz, Sam		1920		
Ross, Cameron	RHP	2015	2016		Serger, Jim		1968		
Ross, Sully	2B	1895			Seward, Semaj	INF	1994		
Rothwell, Tom	SS/2B	1972	1975		Sewell, Greg	LF/3B	1976		
Roush, Mark	P	1977	1978		Sexton, Owen		1940		
Rubenstein, Neil		1966	1968		Seymour, C.		1957		
Ruebel, John	C	1998			Shafer, Walter		1904		
Ruel, Dan	P	1977			Shapiro, Mike	C	1985		
Ruprecht, Todd	P	1994	1997		Sharp, K.		1952	1953	
Rusche, R.		1947			Sharpe, Robert		1920		
Russell, Greg	P	2004			Shauerman, Richard		1914		
Rutan, Doug	OF	1984			Shawver, Evan	LHP	2019	2021	
Rutenschoerer, L.		1950	1951		Shea, Alex	LHP	2020	2024	
Ruth, George		1957			Shepler, R.		1951		
Ryan, Daniel		1903			Shindollar, Dave		1967	1969	
Sagers, Bob	OF	1976			Shingleton, Larry		1961		
Sala, Dave	P	1984	1985		Shively, William		1937		
Salcedo, Elliot	INF	2004			Shoemaker, Mick	SS	1977		
Salmon, C. E.		1895			Shouse, Jon	P	1999	2002	
Sample, Glenn		1952	1953		Shroyer, Dusty	P	1999	2000	
Sand, Brian	P	2008	2011		Shuck, J.		1953		
Sanders, Frank	INF	1906	1907		Silverman, Stuart		1954		
Sanford, Evan	P	2006	2008		Simmonds, Scott		1966	1968	
Santiago, Eric	INF/OF	2017	2021		Simon, Glen	P	2006		
Satterwhite, Cam.	OF	2007	2009		Sims, Gary	P	1980		
Saylor, Drew	INF	2003	2004		Singer, Matt	OF	1998	2001	
Saylor, Jake	C	2011	2012		Skaggs, Dexter		1961	1963	
Scallan, Paul		1914			Skattum, Andrew	INF/OF	2003		
Schaefer, Tom	1B	1971	1972		Slavik, Sam	P	2009	2011	
Schaeffer, Joseph		1935	1936		Sloan, Steve	C/INF	1994	1996	
Schaeffer, Robert	P	1909			Sloan, Wayne	RF	1974	1975	
Schaps		1937			Smith, Boston	C	2022	2022	
Scheler, Cam	C	2020	2023		Smith, Ed		1954	1957	
Schepler, H.		1950			Smith, George		1958	1960	
Schiering, J.		1954			Smith, Gerald		1962		
Schimmoeller, Tanner	P	2015	2019		Smith, Glen		1957		
Schlemmer, Elmer	2B	1909	1912		Smith, Gordie		1968	1970	
Schmadel, Dick		1948	1949		Smith, Jake	OF	2002	2003	
Schmidt, Taylor	OF	2012	2013		Smith, Marcus	OF	2023		
Schmidt, Ron		1966	1968		Smith, Ray		1903		
Schmitt, Charles		1903	1904		Smith, Ray		1952		
Schmodel, Dick		1943			Smith, Steve	C	1977	1979	
Schneider, Hank		1942	1943		Smith, Tyler	P	2008	2010	
Schneider, Ken	OF	1991			Smoll, Clyde		1964	1967	
Schnider, J.	Mgr.	1952			Smyth, W.		1948		
Schoenbach, S.		1962			Snellgrove, Nate	OF	2014	2014	
NAME	POS.	1ST YR.	LST YR.		NAME	POS.	1ST YR.	LST YR.	
Snowell, Anthony	OF	1998	2000		Snyder, James		1950		
Snyder, James		1950			Sobolewski, Tom		1966		
Sobolewski, Tom		1966			Souder, Brett	RHP	2021	2022	
Souder, Brett	RHP	2021	2022		Spade, F.		1954		
Spade, F.		1954			Sparks, Austin	C	2014	2014	
Sparks, Austin	C	2014	2014		Speed, Tim	OF	1978	1980	
Speed, Tim	OF	1978	1980		Spence, Nic	1B	2011	2012	
Spence, Nic	1B	2011	2012		Spille, Steve	1B	1993		
Spille, Steve	1B	1993			Spina, Mike	INF	2008	2009	
Spina, Mike	INF	2008	2009		Sponseller, JP	OF	2022	2023	
Sponseller, JP	OF	2022	2023		Springer, Sean	INF	2021	2024	
Springer, Sean	INF	2021	2024		St. Clair, Jim	INF/OF	1973	1976	
St. Clair, Jim	INF/OF	1973	1976		St. Jean, Brian	P	2003	2004	
St. Jean, Brian	P	2003	2004		St. John, Dan	OF	1983		
St. John, Dan	OF	1983			Stadmliller, J.		1969	1970	
Stadmliller, J.		1969	1970		Stanforth, W.		1967		
Stanforth, W.		1967			Stapp, Wyatt	INF	2019	2022	
Stapp, Wyatt	INF	2019	2022		Staudigel, Dan	2B/3B	1972		
Staudigel, Dan	2B/3B	1972			Steckline, Ryan	LHP	2022	2022	
Steckline, Ryan	LHP	2022	2022		Steele, Christian	INF	2016		
Steele, Christian	INF	2016			Steele, Jim	P	1998	1999	
Steele, Jim	P	1998	1999		Stefansky, Neil	OF	1994	1997	
Stefansky, Neil	OF	1994	1997		Steffler, D.		1951		
Steffler, D.		1951			Steinmetz, Tom		1953	1955	
Steinmetz, Tom		1953	1955		Stewart, Chase	P	2019	2020	
Stewart, Chase	P	2019	2020		Stewart, John	LF	1912	1913	
Stewart, John	LF	1912	1913		Stewart, Steve		1968	1970	
Stewart, Steve		1968	1970		Stickse, Peter	3B	1908		
Stickse, Peter	3B	1908			Stickse, Phil	3B	1952		
Stickse, Phil	3B	1952			Stidham, Ryan	OF	1992	1995	
Stidham, Ryan	OF	1992	1995		Stockelman, P.		1953		
Stockelman, P.		1953			Stoll, Bob	INF	1970	1972	
Stoll, Bob	INF	1970	1972		Stork, Milt		1964	1965	
Stork, Milt		1964	1965		Storm, Jerry		1964	1967	
Storm, Jerry		1964	1967		Straehlev, Arthur	CF	1895		
Straehlev, Arthur	CF	1895			Streitenberger, Alex	INF	2021	2021	
Streitenberger, Alex	INF	2021	2021		Streng, Andrew	P	2010	2013	
Streng, Andrew	P	2010	2013		Stroup, Ben	P	1980	1983	
Stroup, Ben	P	1980	1983		Stuart, Jim	P	1985		
Stuart, Jim	P	1985			Stuhlmueeller, D.		1962		
Stuhlmueeller, D.		1962			Sullins, Sean	P/INF	1992	1993	
Sullins, Sean	P/INF	1992	1993		Sullivan, J. Harry	LF	1900		
Sullivan, J. Harry	LF	1900			Sullivan, Joe	P	2011		
Sullivan, Joe	P	2011			Summers, Tom	P	1983	1985	
Summers, Tom	P	1983	1985		Swanson, John	P	2002	2003	
Swanson, John	P	2002	2003		Swearingen, Bryan	P	2001		
Swearingen, Bryan	P	2001			Sweeney, Walt	2B/RF	1972	1976	
Sweeney, Walt	2B/RF	1972	1976		Sweeten, J.		1957	1959	
Sweeten, J.		1957	1959		Swing, Dickey		1895		
Swing, Dickey		1895			Swisshelm, D.		1960		
Swisshelm, D.		1960			Szarmach, Brian	OF	2004	2007	
Szarmach, Brian	OF	2004	2007		Tabar, Roger		1963	1965	
Tabar, Roger		1963	1965		Tarpoff, Nick	OF	1979	1980	
Tarpoff, Nick	OF	1979	1980		Tauber, Mike	P/OF	1995		
Tauber, Mike	P/OF	1995			Taylor, Nathan	RHP	2024	-	
Taylor, Nathan	RHP	2024	-		Templeton, Brian	P/OF	1976	1979	
Templeton, Brian	P/OF	1976	1979		Tewes, Craig	OF	1998	2001	
Tewes, Craig	OF	1998	2001		Thau, Walter	C	1908	1912	
Thau, Walter	C	1908	1912		Theisen, Paul		1953		
Theisen, Paul		1953			Theobald, David	P	2005		
Theobald, David	P	2005			Thomas, Bernard	INF	1983		
Thomas, Bernard	INF	1983			Thomas, Craig	P	1981	1983	
Thomas, Craig	P	1981	1983		Thomas, Don		1963		
Thomas, Don		1963			Thomas, George	C	1895		
Thomas, George	C	1895			Thomas, Joey	C	2015	2018	
Thomas, Joey	C	2015	2018		Thompson, Gary	P	1970	1975	
Thompson, Gary	P	1970	1975		Thompson, Korren	P	2019	2019	
Thompson, Korren	P	2019	2019		Thompson, Mark	P	1981	1984	
Thompson, Mark	P	1981	1984		Thompson, Maurice	SS	1906	1907	
Thompson, Maurice	SS	1906	1907		Thompson, Phil	P	1976	1977	
Thompson, Phil	P	1976	1977		Thompson, R.J.	OF	2014	2017	
Thompson, R.J.	OF	2014	2017		Thompson, Robb	P/OF	2007		
Thompson, Robb	P/OF	2007			Thompson, William		1932	1933	
Thompson, William		1932	1933		NAME	POS.	1ST YR.	LST YR.	
Thorman, Frank	C	1979	1980		Thrash, Earlie	OF	1971		
Thrash, Earlie	OF	1971			Tilford, Sam	P	1981		
Tilford, Sam	P	1981			Todd, Mike	C	1992		
Todd, Mike	C	1992			Toepfer, John		1932		
Toepfer, John		1932			Towler, Vance	CF	1911	1912	
Towler, Vance	CF	1911	1912		Trame, Larry		1937		
Trame, Larry		1937			Trechter, Harvard		1937		
Trechter, Harvard		1937			Trefzger, Jim		1952	1953	
Trefzger, Jim		1952	1953		Turino, Luke	INF	2017	2017	
Turino, Luke	INF	2017	2017		Ullom, Vernon		1943		
Ullom, Vernon		1943			Upton, A.J.	P	2005	2008	
Upton, A.J.	P	2005	2008		Vagedes, Mike	INF/OF	1996		
Vagedes, Mike	INF/OF	1996			Van Caugherty, Connor	OF	2015		
Van Caugherty, Connor	OF	2015			Vandenheuvel, Sam	INF/P	2011	2012	
Vandenheuvel, Sam	INF/P	2011	2012		Vandever, Jamie	P	1994		
Vandever, Jamie	P	1994			VanDyke, Jim		1963		
VanDyke, Jim		1963			Vann, LaDaris	OF	2001		
Vann, LaDaris	OF	2001			Varatta, J.D.	P	1995	1998	
Varatta, J.D.	P	1995	1998		Verdenberge, Chuck	P			

NAME	POS.	1ST YR.	1ST YR.
Wicke, A.		1948	1949
Wicks, Noah	C	2024	
Widau, Earl		1919	1920
Wierner, Joey	OF	2018	2020
Wiessler, John		1919	
Wilhelmy, Odin		1914	
Wilkins, Gary		1969	1970
Williams, Albert		1937	
Williams, Jim		1970	
Williams, Mark	C	1979	1982
Williams, Matt	INF/OF	2011	2014
Williams, Wally	UTL	1911	
Williams, Walter	2B	1908	
Wilson, D.		1953	1956
Wilson, Jeff	P	1977	
Wilson, Kevin	SS/ 2B	1998	2001
Wilson, Robert		1954	1955
Winters		1937	1938
Witte, Ray	C	1911	
Wohlwender, Anthony		1955	1958
Wolf, Ed		1958	1961
Wolf, W.		1952	1953
Wolff, Billy		1963	1966
Wonnemaker, W.		1948	
Wood, Bryan	P	2003	2006
Woodby, Austin	P	2014	2014
Woodrough, Louis		1903	
Woodward, Jim	P	1979	1980
Woolwine, Fred	C	1981	
Wooten, Josh	C	2017	2019
Worall, Jose		1968	
Worcester, Harold		1903	
Wray, W.		1956	1957
Wright, Marvin		1904	
Yeager, Adam	INF	2006	2007
Yoakam, Jarod	RHP	2015	2018
Youkilis, Kevin	INF	1998	2001
Young, John	OF	1985	
Zatdain, S.		1950	
Zellner, Andrew	RHP	2014	2017
Zicka, Pat	P	1996	1999
Zinke, Frank		1955	
Zoukis, Garrett	INF	2016	

OPPONENT BY OPPONENT RESULTS

AKRON: 11-6

YEAR	DATE	SITE	RESULT
1988	4/10	H	W, 7-6 [11]
1988	5/5	A	W, 3-0
1989	3/11	H	W, 5-3
1989	4/15	A	L, 1-4 (7)
1989	4/15	A	W, 5-1 (7)
1990	5/5	A	L, 0-4 (7)
1991	3/9	H	W, 13-9 (7)
1991	3/9	H	W, 11-8 (7)
1991	3/10	H	L, 3-17 (7)
1993	3/25	N	L, 6-13
1993	3/26	N	L, 4-9 (11)
2004	5/18	A	W, 5-1
2006	4/12	H	W, 11-9
2014	3/14	H	W, 8-5
2014	3/15	H	L, 0-8
2014	3/15	H	W, 4-2
2024	3/6	H	W, 19-8

ALABAMA: 0-3

YEAR	DATE	SITE	RESULT
2004	2/20	A	L, 3-6
2004	2/21	A	L, 0-12
2004	2/22	A	L, 2-3

ALICE LLOYD: 2-0

YEAR	DATE	SITE	RESULT
1992	3/29	H	W, 11-1 (7)
1992	3/29	H	W, 9-0 (5)

ANTIOCH: 1-0

YEAR	DATE	SITE	RESULT
1911	5/8	A	W, 2-2 (5)

ARKANSAS STATE: 1-3

YEAR	DATE	SITE	RESULT
1862	4/20	A	L, 0-2
2017	3/3	A	L, 4-5
2017	3/4	A	L, 1-5
2017	3/5	A	W, 11-4

ARMY: 4-0

YEAR	DATE	SITE	RESULT
1869	3/22	N	W, 3-1
2014	5/2	A	W, 4-3
2014	5/3	A	W, 3-2
2014	5/4	A	W, 15-3

ASHLAND: 5-3

YEAR	DATE	SITE	RESULT
1972	4/5	H	W, 14-5
1972	4/5	H	L, 4-5
1982	4/25	H	W, 4-3 (8)
1982	4/25	H	L, 3-4 (7)
1991	3/28	H	W, 17-12
1992	3/3	H	W, 8-1 (7)
1992	3/3	H	W, 3-0 (7)
1995	5/11	H	L, 2-3

AUBURN: 0-5

YEAR	DATE	SITE	RESULT
1921	3/21	A	L, 1-10
1971	3/21	N	L, 4-17
2019	3/1	A	L, 0-5
2019	3/2	A	L, 0-5
2019	3/2	A	L, 5-9

AUSTIN PEAY: 2-5

YEAR	DATE	SITE	RESULT
1979	3/18	N	L, 2-4 (7)
1979	3/20	N	W, 8-3 (6)
1990	3/3	A	L, 0-4 (7)
1990	3/3	A	L, 1-4 (7)
1998	2/28	A	L, 4-10
2007	2/18	A	L, 3-4
2007	2/19	A	W, 9-7

BALL STATE: 14-13-1

YEAR	DATE	SITE	RESULT
1860	4/11	H	L, 4-6
1860	4/11	H	W, 6-3 (7)
1863	5/21	A	W, 5-1
1972	4/15	A	L, 1-2 (7)

1972	4/15	A	W, 4-1 (7)
1973	4/14	H	L, 6-8 (7)
1973	4/14	H	W, 10-6 (7)
1974	4/1	A	L, 2-3 (7)
1974	4/1	A	T, 8-8 (7)
1975	4/8	H	W, 13-4 (7)
1975	4/8	H	W, 6-5 (7)
1983	3/19	H	W, 7-4 (7)
1983	3/19	H	L, 4-11 (7)
1983	4/12	A	L, 6-10 (7)
1983	4/12	A	W, 4-3 (7)
1984	3/29	A	L, 2-7 (7)
1984	3/29	A	L, 1-2 (7)
1993	5/11	H	W, 10-1
1994	3/22	A	L, 8-17
1995	5/10	H	W, 12-4
2002	3/27	H	W, 5-0
2004	3/13	N	L, 5-12
2004	3/14	N	W, 8-4
2004	5/11	A	W, 9-8
2006	5/10	H	L, 9-13
2016	3/5	N	L, 3-4
2016	3/5	N	L, 4-6
2024	2/24	N	W, 6-5

BAYLOR: 1-2

YEAR	DATE	SITE	RESULT
2024	3/28	A	W, 8-3
2024	3/29	A	L, 6-8
2024	3/30	A	L, 2-9

BELLARMINE: 18-9

YEAR	DATE	SITE	RESULT
1967	4/24	A	W, 14-0
1968	3/27	A	L, 2-3 (8)
1968	3/27	A	W, 9-7 (7)
1976	4/23	A	W, 3-2 (7)
1976	4/23	A	W, 10-1 (7)
1976	5/10	H	W, 4-2 (7)
1976	5/10	H	W, 11-8 (7)
1977	5/10	H	W, 7-4
1979	4/24	A	W, 18-1 (7)
1979	4/24	A	L, 5-6 (7)
1980	4/22	H	W, 13-7 (7)
1980	4/22	H	L, 2-6 (7)
1981	3/24	A	L, 4-6 (7)
1981	3/24	A	L, 3-4 (7)
1982	4/7	H	L, 0-2 (7)
1982	4/7	H	W, 6-3 (7)
1986	3/2	A	L, 13-14 (10)
1987	3/11	H	W, 14-13 (7)
1987	3/11	H	W, 7-1 (7)
1988	3/9	A	W, 8-0
1989	3/10	A	W, 8-7
1990	3/4	A	L, 3-7
1991	3/3	H	W, 3-0 (7)
1991	3/3	H	W, 7-1 (7)
1992	4/15	H	L, 12-13 (11)
1994	3/29	A	W, 8-4
1995	3/21	H	W, 9-5

BELMONT: 1-1

YEAR	DATE	SITE	RESULT
1988	3/21	A	W, 7-1 (7)
1988	3/21	A	L, 10-11 (7)

BEREA: 3-0

YEAR	DATE	SITE	RESULT
1903	4/11	A	W, 4-0
1904	4/23	A	W, 5-3
1904	5/13	H	W, 16-3

BETHUNE-COOKMAN: 1-0

YEAR	DATE	SITE	RESULT
1993	3/23	N	W, 17-10

BLUEFIELD STATE: 1-0

YEAR	DATE	SITE	RESULT
1993	3/24	N	W, 11-1

BOWLING GREEN: 14-30

YEAR	DATE	SITE	RESULT
1963	3/30	H	W, 5-2
1963	3/30	H	L, 2-4 (7)

1965	4/3	H	W, 6-5
1965	5/25	A	L, 6-7
1966	5/24	A	W, 6-3
1967	4/1	H	L, 1-4
1967	4/1	H	L, 2-3 (7)
1968	4/16	A	L, 5-6
1969	3/29	H	L, 4-5
1971	5/15	A	L, 2-5
1971	5/15	A	L, 1-8 (7)
1972	3/31	H	W, 10-5
1972	4/1	H	L, 1-4 (7)
1972	4/1	H	L, 3-8 (7)
1973	4/20	A	L, 0-9
1973	4/21	A	L, 5-9
1973	4/21	A	L, 4-5 (7)
1975	4/5	A	L, 2-8 (7)
1976	4/2	H	L, 2-4 (7)
1976	4/2	H	L, 4-7 (7)
1976	4/3	H	L, 0-4 (7)
1977	4/19	A	L, 2-3 (7)
1977	4/19	A	L, 6-10 (7)
1978	4/1	H	L, 6-18 (7)
1978	4/1	H	W, 5-2 (7)
1980	4/21	A	L, 4-7 (7)
1980	4/21	A	W, 5-4 (7)
1981	4/14	H	L, 3-4 (7)
1981	4/14	H	L, 1-5 (7)
1982	4/19	A	L, 2-3 (7)
1982	4/19	A	W, 8-5 (8)
1988	3/12	H	W, 7-4 (7)
1988	3/12	H	W, 3-2 (7)
1996	3/16	H	L, 3-9 (7)
1996	3/16	H	L, 2-4 (7)
1996	3/17	H	L, 3-8 (7)
1996	3/17	H	W, 6-7 (7)
1996	5/1	A	L, 9-23
1998	3/25	H	L, 5-18 (7)
1998	4/28	A	W, 6-3
2008	3/12	H	L, 3-9
2019	3/10	H	W, 4-3 (10)
2019	3/10	H	W, 4-3
2019	3/11	H	W, 4-3

BRADLEY: 24-18

YEAR	DATE	SITE	RESULT
1957	4/26	H	W, 9-8
1957	4/26	H	L, 5-12
1958	4/25	A	W, 8-4
1958	4/25	A	L, 6-9 (7)
1958	4/26	A	W, 8-6
1959	4/24	H	L, 3-5 (12)
1959	4/24	H	W, 9-4 (7)
1959	4/25	H	L, 1-18
1960	4/29	A	W, 4-3
1960	4/29	A	L, 3-4 (7)
1961	4/28	H	W, 6-3
1961	4/29	H	W, 5-3
1961	4/29	H	W, 6-1 (7)
1962	4/27	A	W, 7-5
1962	4/27	A	L, 3-8 (7)
1962	4/28	A	W, 8-5
1963	4/26	H	L, 2-6
1963	4/27	H	W, 2-1 (10)
1963	4/27	H	L, 0-7 (7)
1963	5/10	N	W, 5-4 (10)
1963	5/12	N	L, 5-6 (15)
1964	5/2	A	L, 3-4 (7)
1964	5/2	A	W, 9-7 (7)
1965	5/7	H	W, 6-1
1965	5/8	H	W, 5-0
1965	5/8	H	L, 1-5 (7)
1966	5/6	A	W, 10-7
1966	5/7	A	L, 2-3 (7)
1966	5/7	A	L, 0-9 (7)
1967	5/5	H	W, 5-4
1968	5/3	A	L, 5-13
1968	5/4	A	L, 2-7
1968	5/4	A	L, 1-6 (7)
1969	5/2	H	W, 14-5
1969	5/3	H	W, 3-2 (8)
1969	5/3	H	L, 0-5 (7)
1970	5/1	A	W, 5-4 (10)
1970	5/1	A	W, 5-0 (7)
2009	3/6	H	W, 11-10

2009	3/7	H	W, 16-2
2009	3/7	H	L, 4-8 (7)
2009	3/8	H	W, 10-5

BROOKLYN COLLEGE: 2-0

YEAR	DATE	SITE	RESULT
1973	3/24	N	W, 10-5 (7)
1979	3/18	N	W, 9-6 (7)

BROWN: 2-0

YEAR	DATE	SITE	RESULT
1974	3/27	H	W, 3-0
1975	3/26	N	W, 11-5

BUTLER: 26-16

YEAR	DATE	SITE	RESULT
1924	4/12	H	L, 3-4
1924	5/24	A	L, 4-11
1948	4/29	H	W, 9-5
1948	4/29	H	L, 3-7 (7)
1949	5/27	A	L, 2-11
1949	5/27	A	L, 0-11
1950	4/29	H	W, 7-6
1950	4/29	H	W, 6-5
1971	5/8	A	L, 3-4 (7)
1971	5/8	A	W, 6-0 (7)
1972	5/6	H	W, 4-1 (7)
1972	5/6	H	W, 9-3 (7)
1973	5/13	A	W, 2-1 (7)
1973	5/13	A	W, 15-2 (7)
1974	4/17	H	W, 2-1 (7)
1974	4/17	H	W, 6-2 (7)
1986	4/3	H	L, 3-4 (7)
1986	4/3	H	W, 6-5 (7)
1987	4/25	A	L, 1-2 (8)
1987	4/25	A	W, 3-0 (7)
1990	3/8	H	W, 11-10 (7)
1991	3/7	A	W, 5-2 (7)
1991	3/7	A	W, 6-4 (7)
1994	4/20	A	L, 4-5
1995	3/1	H	W, 11-8
1996	3/27	A	L, 16-17 (10)
1997	4/22	H	L, 2-3
2001	5/1	N	W, 18-10 (10)
2002	5/15	H	L, 1-17 (7)
2002	5/15	H	W, 8-7 (7)
2003	3/2	N	L, 1-2
2007	4/25	H	W, 12-3
2008	4/16	A	W, 7-1
2009	5/6	H	L, 3-5 (7)
2009	5/6	H	W, 6-3 (7)
2010	3/23	A	W, 8-3
2011	5/17	H	W, 13-12
2012	3/20	A	L, 5-7
2013	5/14	H	W, 6-5
2023	3/25	H	W, 15-5 (8)
2023	3/26	H	L, 5-8
2023	3/26	H	W, 13-3 (7)

BYU: 3-0

YEAR	DATE	SITE	RESULT
2024	5/9	A	W, 9-5
2024	5/10	A	W, 4-2
2024	5/11	A	W, 12-5

CALIFORNIA: 1-0

YEAR	DATE	SITE	RESULT
2018	2/17	N	W, 3-1

CANISIUS: 4-0

YEAR	DATE	SITE	RESULT
2016	3/11	H	W, 8-7 (10)
2016	3/11	H	W, 6-1
2016	3/12	H	W, 7-6 (7)
2016	3/12	H	W, 4-1

CAPITAL: 0-1

YEAR	DATE	SITE	RESULT
1983	4/1	H	L, 2-6 (8)

CARSON-NEWMAN: 1-1

YEAR	DATE	SITE	RESULT
1955	4/12	A	L, 1-2 (11)
1985	3/21	A	W, 10-5

CASE WESTERN RESERVE: 10-4

YEAR	DATE	SITE	RESULT
1914	5/9	H	W, 6-1
1923	5/18	H	W, 20-4
1947	5/10	A	W, 7-1
1947	5/10	A	L, 3-4
1948	5/29	H	W, 4-0
1948	5/29	H	W, 2-1
1949	4/23	A	L, 5-10
1949	4/23	A	W, 2-0 (7)
1950	5/26	H	W, 14-8
1950	5/26	H	W, 9-8
1951	5/18	A	W, 2-1 (10)
1951	5/18	A	L, 0-4 (7)
1952	4/11	H	W, 10-5
1952	4/12	H	L, 3-8

OPPONENT BY OPPONENT RESULTS

CHARLOTTE: CONTINUED...

YEAR	DATE	SITE	RESULT
1999	5/16	H	W, 8-7
2000	4/7	A	L, 3-12 (7)
2000	4/9	A	L, 9-12 (7)
2000	4/9	A	W, 6-5
2001	4/27	H	W, 13-7
2001	4/28	H	W, 13-0
2001	4/29	H	W, 10-4
2002	5/3	A	W, 17-7
2002	5/5	A	W, 8-1 (7)
2002	5/5	A	L, 0-4 (7)
2003	5/15	H	L, 5-10
2003	5/16	H	W, 10-6
2004	5/7	A	W, 5-4
2004	5/8	A	W, 11-4
2004	5/9	A	L, 1-12 (7)
2005	4/15	H	W, 3-1
2005	4/16	H	W, 5-4
2005	4/17	H	L, 5-6

CHICAGO STATE: 10-2

YEAR	DATE	SITE	RESULT
1982	4/28	H	L, 4-8
2007	3/16	H	W, 4-3
2007	3/17	H	W, 8-3
2007	3/18	H	W, 14-5
2008	3/1	H	W, 7-4
2008	3/1	H	L, 2-3 (7)
2008	3/2	H	W, 7-4
2008	2/1	H	W, 11-3
2012	3/9	H	W, 9-2
2012	3/10	H	W, 6-0
2012	3/10	H	W, 20-4
2012	3/11	H	W, 4-3

CLEMSON: 2-5

YEAR	DATE	SITE	RESULT
1936	4/16	A	W, 9-4
1980	3/17	N	W, 10-7
1980	3/20	N	L, 2-8
2011	2/25	A	L, 4-15
2021	2/19	A	L, 0-5
2021	2/20	A	L, 2-5
2021	2/21	A	L, 7-8 (10)

CLEVELAND STATE: 25-2

YEAR	DATE	SITE	RESULT
1975	4/18	H	L, 1-11 (7)
1975	4/18	H	W, 8-1 (7)
1976	4/17	H	W, 2-1 (12)
1976	4/17	H	W, 11-2 (7)
1979	4/21	H	W, 8-2 (7)
1979	4/21	H	W, 7-2 (5)
1997	2/28	H	W, 7-6
1997	3/2	H	W, 9-3 (7)
1997	3/2	H	L, 7-14 (7)
2001	3/2	H	W, 6-4
2001	3/3	H	W, 11-4 (7)
2001	3/3	H	W, 20-3
2002	3/8	H	W, 8-4
2002	3/10	H	W, 8-3 (7)
2002	3/10	H	W, 2-1 (7)
2005	3/4	H	W, 9-0
2005	3/5	H	W, 7-1
2005	3/6	H	W, 14-2
2006	3/10	H	W, 8-1
2006	3/11	H	W, 7-5
2006	3/12	H	W, 5-1
2007	3/9	H	W, 8-0
2007	3/10	H	W, 3-2
2007	3/11	H	W, 9-3
2011	3/11	H	W, 3-1 (10)
2011	3/12	H	W, 13-1
2011	3/13	H	W, 5-0

COASTAL CAROLINA: 2-2

YEAR	DATE	SITE	RESULT
1977	3/24	A	W, 11-8
1977	3/25	A	L, 5-11 (7)
2016	3/4	A	W, 10-7
2024	2/25	A	L, 2-25

COLLEGE OF CHARLESTON: 1-2

YEAR	DATE	SITE	RESULT
2017	2/24	A	L, 3-4
2017	2/25	A	W, 5-4
2017	2/26	A	L, 3-5

COLUMBUS (GA): 5-3

YEAR	DATE	SITE	RESULT
1972	3/16	A	L, 3-4
1974	3/15	A	W, 7-4
1974	3/16	A	W, 7-3 (7)
1976	3/20	A	L, 3-7 (7)
1976	3/20	A	W, 10-5 (7)
1977	3/19	A	W, 9-8 (7)
1977	3/20	A	W, 3-1 (7)
1977	3/20	A	L, 2-22 (7)

CORNELL: 1-2

YEAR	DATE	SITE	RESULT
1980	3/18	N	L, 4-9
1980	3/21	N	L, 4-7
1993	3/21	N	W, 12-0

CREIGHTON: 0-1

YEAR	DATE	SITE	RESULT
2019	6/2	N	L, 1-6

CUMBERLAND: 2-4

YEAR	DATE	SITE	RESULT
1970	3/28	H	W, 4-1 (7)
1970	3/28	H	L, 4-5 (7)
1988	3/24	A	L, 6-7 (7)
1988	3/24	A	L, 9-13 (6)
1990	3/18	A	W, 10-4 (7)
1990	3/18	A	L, 6-7 (7)

DARTMOUTH: 2-1

YEAR	DATE	SITE	RESULT
2007	3/3	H	W, 9-1
2007	3/4	H	W, 4-0 (7)
2007	3/4	H	L, 4-8 (7)

DAVIDSON: 2-3

YEAR	DATE	SITE	RESULT
1947	4/16	A	L, 7-9
1998	2/13	A	W, 9-2
1998	2/14	A	L, 7-12
1998	2/15	A	L, 0-8
2009	2/27	A	W, 11-10 (10)

DAYTON: 92-50

YEAR	DATE	SITE	RESULT
1911	5/27	H	L, 8-10
1918	5/23	A	W, 13-8
1920	5/15	A	W, 6-9
1921	5/14	A	W, 6-4
1922	5/20	A	W, 9-1
1924	5/31	A	W, 7-5 (10)
1925	5/30	A	W, 6-3
1926	5/29	A	L, 7-14
1927	4/23	A	L, 1-4
1928	5/26	A	L, 2-4
1929	5/8	A	L, 3-8
1929	5/22	H	W, 9-6
1930	4/14	H	L, 0-5
1930	4/24	A	L, 2-7
1935	5/11	A	W, 9-0
1936	4/28	H	W, 8-6
1937	5/4	A	W, 12-5
1937	5/20	H	W, 4-1
1938	4/26	H	L, 3-4
1939	5/1	A	L, 9-11
1939	5/10	H	L, 4-5
1940	4/27	H	W, 7-6
1940	5/21	A	L, 3-16
1941	4/18	H	L, 8-9 (10)
1941	5/16	A	L, 5-21
1947	5/19	H	W, 15-6
1948	5/3	A	W, 9-5
1948	5/22	H	W, 10-2
1953	4/23	A	L, 6-7
1953	5/6	H	L, 4-10
1954	5/22	H	W, 14-5
1955	5/16	H	W, 18-1

1955	5/16	H	L, 3-5
1956	4/10	A	W, 14-3
1956	4/27	H	W, 20-1
1957	4/30	A	W, 12-11
1957	5/9	H	W, 7-3
1959	5/5	H	W, 8-3
1959	5/20	A	W, 1-0
1960	4/22	H	W, 11-0
1960	5/3	A	W, 6-4
1961	4/7	H	W, 6-4
1961	5/22	A	L, 1-2
1962	4/4	H	W, 4-3 (11)
1962	4/30	A	W, 4-1
1963	4/6	H	W, 5-3
1963	5/2	A	L, 5-10
1964	4/28	H	W, 16-6
1964	5/15	A	W, 12-11
1965	4/7	H	W, 6-2
1965	4/29	A	L, 3-4
1966	4/25	A	L, 4-5 (7)
1966	4/25	A	L, 4-5 (7)
1967	4/3	A	W, 8-6
1968	4/8	A	W, 18-2
1968	4/10	H	W, 8-1
1970	4/21	A	L, 2-4
1971	4/14	A	L, 0-4
1971	4/27	H	W, 6-0
1972	4/10	H	W, 8-3
1974	4/24	A	W, 4-0
1978	4/7	N	W, 5-2 (7)
1978	5/2	A	W, 15-6 (7)
1978	5/2	A	W, 2-1 (7)
1979	4/5	N	L, 2-3
1979	5/2	H	W, 4-3 (7)
1979	5/2	H	W, 6-3 (7)
1980	4/4	N	W, 6-2
1980	4/30	A	W, 8-2 (7)
1980	4/30	A	W, 11-0 (7)
1981	4/7	H	W, 9-4 (7)
1981	4/7	H	L, 5-13 (7)
1981	5/4	H	W, 8-1 (7)
1981	5/4	H	W, 4-3 (7)
1982	3/23	H	L, 1-2 (7)
1982	3/23	H	L, 3-5 (7)
1982	5/4	A	W, 11-0 (7)
1982	5/4	A	W, 7-5 (7)
1983	4/17	A	W, 7-4 (7)
1983	4/28	A	W, 7-6 (7)
1983	4/28	A	W, 6-5 (7)
1984	4/18	H	W, 7-5 (7)
1984	4/18	H	W, 3-2 (7)
1985	3/28	H	W, 10-6
1985	4/10	A	W, 18-10
1986	4/15	H	W, 8-1 (7)
1986	4/15	H	W, 7-6 (7)
1987	4/8	A	W, 8-5
1987	4/8	A	L, 6-8
1988	3/28	H	W, 6-1 (7)
1988	3/28	H	W, 14-1 (7)
1988	4/27	A	W, 15-5 (6)
1988	4/27	A	W, 18-8 (7)
1989	5/3	A	W, 15-0 (7)
1989	5/3	A	W, 15-2 (7)
1990	3/7	H	L, 4-7 (7)
1990	3/7	H	W, 4-3 (7)
1990	4/12	A	W, 10-6 (7)
1990	4/12	A	W, 6-3 (7)
1992	3/21	A	W, 19-3 (7)
1992	3/21	A	L, 2-7 (7)
1992	4/7	A	L, 4-7
1993	4/29	H	W, 4-1
1994	4/2	A	L, 7-9
1994	4/2	A	L, 1-5 (7)
1994	5/8	H	L, 6-7
1994	5/8	H	L, 1-9 (7)
1994	5/21	H	W, 11-0 (10)
1995	4/1	H	L, 5-9
1995	4/1	H	W, 6-3 (7)
1995	4/2	H	W, 6-1
1995	4/8	A	W, 16-7
1995	4/8	A	L, 1-7 (7)
1995	4/9	A	L, 7-11
1995	5/20	N	W, 6-4
1996	4/2	H	L, 11-14 (7)

1996	4/3	H	W, 11-10 (7)
1997	3/6	H	L, 1-3
1997	3/11	A	L, 2-8
1997	4/9	A	L, 2-15
1998	3/5	A	L, 11-13 (8)
1998	4/7	H	W, 16-7
1998	4/8	H	W, 8-4
1999	3/30	H	W, 10-2
1999	3/31	A	W, 19-12
2000	3/9	H	W, 7-4
2000	4/11	A	W, 14-5
2000	5/2	H	L, 14-15
2001	3/8	A	L, 5-14
2001	5/8	H	L, 1-5 (7)
2001	5/8	H	L, 3-4 (7)
2002	3/5	H	W, 7-3
2002	5/8	H	W, 8-5
2003	4/1	A	L, 3-4
2004	4/6	A	W, 11-4
2006	4/19	H	W, 11-8
2007	4/3	A	W, 5-2
2009	3/10	H	W, 10-6
2010	3/24	A	L, 3-4
2011	3/30	H	L, 3-4
2012	3/28	A	W, 17-8
2014	3/11	A	W, 18-5

DENISON: 20-2

YEAR	DATE	SITE	RESULT
1995	6/8	A	W, 4-2
1904	6/7	A	L, 0-11
1910	5/6	A	W, 11-0
1910	5/28	H	W, 6-5 (12)
1920	4/23	H	W, 18-1
1921	4/23	H	W, 17-4
1926	5/7	A	W, 7-0
1926	5/13	H	W, 13-3
1927	5/6	A	W, 8-4
1927	5/14	H	W, 8-1
1928	4/14	H	W, 10-5
1928	5/16	A	W, 17-6 (7)
1929	4/26	H	W, 6-5
1929	5/17	A	W, 17-3
1930	5/3	A	W, 14-1
1930	5/10	H	W, 12-3
1931	5/9	H	W, 9-5
1983	5/9	A	L, 1-2
1986	4/26	A	W, 16-0
1993	5/6	A	W, 8-0
1994	5/4	H	W, 9-5
1995	4/16	A	W, 8-0

DEPAUW: 3-1

YEAR	DATE	SITE	RESULT
1900	5/10	A	L, 7-8
1903	4/21	H	W 5-4 (8)
1932	4/30	H	W, 4-2
1932	5/17	A	W, 8-7

DETROIT MERCY: 0-5

YEAR	DATE	SITE	RESULT
1948	5/8	H	L, 3-4
1949	5/9	A	L, 6-10 (7)
1949	5/9	A	L, 3-12 (7)
1977	3/26	N	L, 5-6
2000	3/10	H	L, 5-6

DRAKE: 11-0

YEAR	DATE	SITE	RESULT
1958	5/9	H	W, 2-0
1958	5/9	H	W, 13-2 (7)
1958	5/10	H	W, 10-2
1959	5/9	A	W, 6-3
1959	5/9	A	W, 2-1 (7)
1960	5/14	H	W, 8-1
1960	5/14	H	W, 11-4 (7)
1961	5/12	A	W, 10-3
1961	5/12	A	W, 13-0 (7)
1961	5/13	A	W, 5-2
1963	5/10	N	W, 5-0

OPPONENT BY OPPONENT RESULTS

EAST TENNESSEE STATE: 1-0			
YEAR	DATE	SITE	RESULT
1985	3/18	A	W, 5-4 [7]
EASTERN KENTUCKY: 32-36			
YEAR	DATE	SITE	RESULT
1937	4/28	H	L, 2-9
1938	5/3	H	L, 1-2
1939	4/13	H	W, 6-5
1939	5/27	A	L, 3-10
1940	4/13	A	L, 5-14
1940	4/23	H	L, 8-14
1942	5/12	H	W, 4-1
1942	5/26	A	L, 1-4
1947	5/24	H	W, 8-7
1948	4/24	A	L, 5-9
1955	5/7	H	W, 8-2
1962	4/11	H	W, 13-2
1963	4/12	A	W, 11-10
1964	4/1	H	W, 8-1
1965	4/17	A	L, 11-12 [7]
1965	4/17	A	W, 10-4 [7]
1967	5/10	H	L, 0-3 [7]
1967	5/10	H	W, 9-8
1972	4/17	H	L, 3-6
1974	4/15	A	W, 14-5
1975	5/1	H	W, 2-1
1978	5/3	H	W, 5-4 [7]
1978	5/3	H	W, 6-4 [7]
1980	3/27	A	W, 13-2 [7]
1980	3/27	A	W, 3-2 [7]
1981	3/26	A	L, 1-17 [7]
1981	3/26	A	L, 2-14 [7]
1981	4/21	H	L, 6-14 [7]
1981	4/21	H	L, 2-11 [7]
1982	3/26	A	L, 2-22 [7]
1982	3/26	A	L, 2-18 [7]
1982	4/23	H	L, 3-6 [7]
1982	4/23	H	L, 3-5 [7]
1983	3/23	A	L, 2-6 [7]
1983	3/23	A	L, 0-4 [7]
1983	4/20	H	W, 6-3 [7]
1983	4/20	H	L, 2-8 [8]
1984	3/22	H	W, 11-10 [8]
1984	3/22	H	L, 1-4 [5]
1984	5/1	A	L, 2-5 [7]
1984	5/1	A	L, 3-8 [7]
1985	3/22	A	W, 8-6 [7]
1985	3/22	A	W, 10-4 [6]
1986	4/29	H	W, 9-8
1989	4/26	H	W, 5-1
1989	5/10	A	L, 1-4
1990	3/6	A	L, 2-7
1990	4/24	H	L, 5-6
1991	4/25	A	L, 1-6
1992	4/29	H	L, 2-6
1992	5/6	A	L, 5-8
1993	3/28	A	W, 3-2
1994	3/24	H	L, 7-11
1994	4/12	A	L, 4-5
1995	4/11	A	L, 8-9
1995	4/18	H	L, 7-9
1996	4/25	A	L, 3-5
1997	4/2	H	L, 4-7
1997	4/29	A	W, 3-0
1998	4/1	H	W, 11-9
1999	4/13	A	W, 16-6
2000	3/28	H	W, 11-3
2001	3/28	A	W, 13-5
2003	3/7	A	W, 11-7
2005	5/17	H	W, 8-4
2019	4/24	H	W, 5-2
2023	3/6	A	W, 10-5
2024	4/16	H	W, 12-2 [8]
EASTERN MICHIGAN: 6-7			
YEAR	DATE	SITE	RESULT
1974	5/7	H	W, 4-1
1975	4/15	A	W, 10-2
1976	4/4	H	L, 0-4 [7]
1976	4/4	H	L, 0-11 [7]
1983	4/24	H	L, 0-1 [7]
1983	4/24	H	W, 3-1 [7]
2013	3/8	H	L, 4-10

2013	3/9	H	L, 3-7
2013	3/10	H	L, 0-3
2014	3/9	H	L, 4-5
2020	3/7	H	W, 8-1
2020	3/7	H	W, 13-6
2020	3/8	H	W, 13-2

ELON: 0-3			
YEAR	DATE	SITE	RESULT
1964	3/23	A	L, 3-6
2014	2/16	A	L, 5-6 [10]
2014	2/17	N	L, 1-3

ERSKINE: 1-0			
YEAR	DATE	SITE	RESULT
1989	3/18	A	W, 10-0 [7]

EVANSVILLE: 1-0			
YEAR	DATE	SITE	RESULT
1984	6/7	A	W, 14-4

FERRIS STATE: 3-0			
YEAR	DATE	SITE	RESULT
1987	3/8	H	W, 11-0 [7]
1987	3/8	H	W, 10-5 [7]
1991	3/27	H	W, 5-1 [7]

FLORIDA: 0-6			
YEAR	DATE	SITE	RESULT
2006	2/10	A	L, 0-10
2006	2/11	A	L, 4-10
2006	2/12	A	L, 4-20
2023	2/24	A	L, 6-13
2023	2/25	A	L, 3-13 [6]
2023	2/26	A	L, 7-13

FLORIDA ATLANTIC: 1-14			
YEAR	DATE	SITE	RESULT
2005	2/11	A	L, 6-7 [13]
2005	2/12	A	L, 3-6
2005	2/13	A	L, 9-11
2007	2/9	A	L, 3-4
2007	2/10	A	L, 13-14 [12]
2007	2/11	A	L, 9-15 [8]
2010	2/19	A	W, 5-3
2010	2/20	A	L, 0-3
2010	2/21	A	L, 0-9
2013	2/15	A	L, 2-9
2013	2/16	A	L, 5-7
2013	2/17	A	L, 3-4 [10]
2019	2/15	A	L, 0-9
2019	2/16	A	L, 7-8 [11]
2019	2/17	A	L, 3-5

FLORIDA GULF COAST: 2-2			
YEAR	DATE	SITE	RESULT
2022	2/18	A	W, 9-6
2022	2/19	A	W, 15-14 [11]
2022	2/19	A	L, 5-10 [7]
2022	2/20	A	L, 8-16

FLORIDA SOUTHERN: 3-0			
YEAR	DATE	SITE	RESULT
1957	4/16	A	W, 10-1
1959	4/13	A	W, 9-0
1959	4/14	A	W 6-1

FLORIDA STATE: 2-26			
YEAR	DATE	SITE	RESULT
1953	4/13	A	L, 1-14
1956	4/16	A	L, 2-8
1978	3/19	A	L, 5-11
1978	3/20	A	L, 8-19
1978	3/21	A	L, 6-10
1979	5/11	A	L, 3-13
1982	5/13	A	L, 2-10
1983	5/13	A	L, 2-9
1984	5/12	A	L, 2-11
1985	5/10	A	L, 0-24
1986	5/9	A	L, 3-10
1987	5/16	N	L, 3-6
1989	5/12	H	W, 2-0
1989	5/13	H	L, 7-18
1989	5/14	H	L, 7-8

1990	5/12	A	L, 1-6
1990	5/12	A	L, 3-12
1990	5/13	A	L, 1-4
1990	5/18	N	W, 5-4
1990	5/20	N	L, 5-8
1991	5/10	H	L, 5-15
1991	5/11	H	L, 9-13
1991	5/12	H	L, 5-10
1991	5/15	N	L, 3-9
1991	5/18	N	L, 12-13
2020	2/21	A	L, 4-11
2020	2/22	A	L, 5-10
2020	2/23	A	L, 1-10

FRANKLIN (IN): 0-1			
YEAR	DATE	SITE	RESULT
1906	5/9	A	L, 5-21

FURMAN: 4-3			
YEAR	DATE	SITE	RESULT
1984	3/20	A	L, 2-3
1999	2/19	A	W, 14-2 [8]
2002	2/8	A	L, 6-7
2002	2/9	A	W, 4-2
2002	2/10	A	W, 6-5
2011	2/27	N	W, 9-8
2013	2/23	N	L, 1-5

GEORGETOWN: 15-5			
YEAR	DATE	SITE	RESULT
2006	4/21	H	W, 13-3
2006	4/22	H	W, 18-2
2006	4/23	H	W, 9-5
2007	3/30	A	L, 2-8
2007	3/31	A	W, 11-3
2007	4/1	A	L, 5-6
2008	4/18	H	W, 7-1
2008	4/19	H	W, 8-7
2008	4/20	H	L, 5-8
2010	5/20	H	W, 8-7
2010	5/20	H	W, 7-4
2010	5/21	H	W, 10-0
2011	4/1	A	W, 3-1
2011	4/2	A	W, 5-3
2011	4/3	A	W, 3-2 [10]
2012	2/24	N	L, 6-11
2012	5/17	H	W, 11-6
2012	5/18	H	W, 8-7
2012	5/19	H	L, 4-15
2023	5/16	H	W, 10-6

GEORGETOWN (KY): 11-1			
YEAR	DATE	SITE	RESULT
1903	5/8	A	W 7-3
1904	4/20	A	W, 4-3
1904	5/2	H	W, 8-7
1907	3/28	A	W, 12-2
1909	4/17	A	L, 4-7
1910	4/25	A	W, 7-2
1910	5/23	A	W, 2-1 [11]
1911	5/15	H	W, 6-5
1913	4/24	A	W, 7-6
1913	5/13	H	W, 12-4
1922	5/1	A	W, 5-4
1985	3/7	H	W, 10-5 [7]

GEORGIA: 0-4			
YEAR	DATE	SITE	RESULT
1921	3/23	A	L, 6-15
1921	3/24	A	L, 0-5
1936	4/15	A	L, 9-15
2016	2/27	A	L, 6-7 [10]
GEORGIA STATE: 2-3			
YEAR	DATE	SITE	RESULT
2020	2/14	A	L, 8-9 [10]
2023	2/17	A	L, 2-12
2023	2/18	A	W, 9-4 [7]
2023	2/18	A	L, 2-3 [7]
2023	2/19	A	W, 6-4

GEORGIA TECH: 0-9			
YEAR	DATE	SITE	RESULT
1921	3/25	A	L, 0-18
1921	3/26	A	L, 5-17
1935	4/17	A	L, 1-0
1978	5/12	N	L, 5-6
1984	3/17	A	L, 2-16
1988	2/20	A	L, 1-17
1998	2/21	A	L, 2-19
1998	2/22	A	L, 6-9
2020	2/15	A	L, 4-6

GUILFORD: 0-1			
YEAR	DATE	SITE	RESULT
1947	4/18	A	L, 7-8

HANDOVER: 27-4			
YEAR	DATE	SITE	RESULT
1934	4/16	H	W, 13-4
1957	5/6	A	W, 5-2
1957	5/23	H	W, 15-5
1958	4/30	H	W, 15-1 [7]
1958	4/30	H	L, 0-1 [7]
1960	4/21	H	W, 5-4 [10]
1960	4/25	A	W, 7-5
1964	5/20	A	W, 9-0 [7]
1964	5/20	A	W, 11-2 [7]
1965	5/4	H	W, 3-1 [7]
1965	5/4	H	W, 3-0 [7]
1966	4/26	A	W, 5-0 [6]
1967	4/11	H	W, 13-0
1967	4/11	H	W, 9-1
1969	4/1	H	W, 2-0 [7]
1969	4/1	H	W, 16-2 [7]
1970	5/7	A	W, 13-3 [7]
1970	5/7	A	W, 5-3 [7]
1971	5/4	H	W, 8-3 [7]
1971	5/4	H	W, 12-2 [7]
1972	5/9	A	W, 10-4
1973	5/8	H	W, 9-4
1975	5/17	H	W, 5-4 [7]
1975	5/17	H	W, 2-1 [7]
1989	3/3	A	W, 8-1 [7]
1989	3/3	A	L, 1-5 [7]
1991	3/2	A	W, 8-0 [7]
1991	3/2	A	W, 3-2 [7]
1994	5/9	H	W, 8-0
1995	3/23	A	L, 3-6
1996	4/8	H	L, 6-10

HEIDELBERG: 1-1			
YEAR	DATE	SITE	RESULT
1989	4/29	H	W, 5-0 [7]
1989	4/29	H	L, 1-2 [5]

HIGH POINT: 2-1			
YEAR	DATE	SITE	RESULT
2006	2/24	A	W, 11-1
2006	2/25	A	L, 0-1
2006	2/26	A	W, 16-6

HILLSDALE: 1-0			
YEAR	DATE	SITE	RESULT
1956	4/6	H	W, 4-0

HOUSTON: 20-44			
YEAR	DATE	SITE	RESULT
1958	5/14	A	W, 5-3
1958	5/14	A	L, 1-4 (7)
1958	5/15	A	W, 3-1 (7)
1960	5/21	A	L, 2-5
1997	5/10	H	L, 0-9
1997	5/10	H	L, 2-7
1997	5/11	H	L, 5-14
1998	4/10	A	L, 0-14
1998	4/11	A	L, 0-7
1998	4/12	A	L, 0-5
1999	4/30	H	L, 10-19
1999	5/1	H	L, 4-6
1999	5/2	H	L, 7-11
2000	4/14	A	L, 0-2
2000	4/15	A	W, 6-4
2000	4/16	A	L, 2-9
2000	5/21	N	L, 4-7 (10)

OPPONENT BY OPPONENT RESULTS

INDIANA STATE: CONTINUED...

YEAR	DATE	SITE	RESULT
1990	4/3	H	W, 2-0 (7)
1990	4/3	H	L, 3-6 (7)

INDIANA: 13-24

YEAR	DATE	SITE	RESULT
1986	5/30	A	L, 2-14
1900	5/8	A	L, 2-3
1900	5/9	A	W, 10-8
1905	5/2	H	W, 6-3
1905	5/18	A	W, 2-1 (19)
1905	5/19	A	L, 1-2
1928	4/5	H	L, 9-12
1934	4/14	H	L, 3-5
1937	4/12	H	W, 7-4
1962	4/25	A	W, 6-3
1962	4/25	A	L, 3-10 (7)
1963	4/17	H	L, 4-7
1982	4/13	H	L, 3-9 (7)
1982	4/13	H	L, 0-1 (7)
1984	4/1	H	W, 7-5 (7)
1984	4/1	H	L, 3-4 (7)
1984	4/25	A	L, 1-6
1991	4/10	A	W, 11-8
1997	3/8	H	L, 8-10 (7)
1997	3/8	H	L, 4-7
1998	3/7	A	L, 2-5 (7)
1998	3/7	A	L, 0-4 (7)
1998	3/8	A	W, 8-7
2009	4/1	H	L, 4-16
2012	2/18	N	L, 4-7
2015	4/8	A	W, 5-4
2016	3/29	A	W, 5-0
2016	4/6	H	L, 3-7
2017	3/1	H	W, 6-1
2017	3/22	A	L, 2-3
2018	3/6	A	W, 8-3
2019	2/26	A	L, 1-7
2019	3/13	H	W, 7-5
2020	3/11	A	L, 2-6
2022	3/8	A	L, 0-7
2022	4/20	H	L, 4-11
2023	4/19	H	L, 9-11

INDIANA-SOUTHEAST: 1-1

YEAR	DATE	SITE	RESULT
1989	3/4	A	L, 4-6 (7)
1989	3/4	A	W, 5-2 (6)

IOWA: 1-3

YEAR	DATE	SITE	RESULT
1929	8/4	H	W, 7-6
2015	2/27	N	L, 2-6
2015	2/28	N	W, 5-1 (10)
2015	3/1	N	W, 5-0 (13)

IUPUI: 2-0

YEAR	DATE	SITE	RESULT
1995	4/15	H	W, 12-0 (5)
1995	4/15	H	W, 5-0 (7)

JACKSONVILLE: 2-2

YEAR	DATE	SITE	RESULT
1965	3/25	A	W, 7-5
1974	3/17	A	L, 3-4 (8)
2024	2/16	A	L, 6-8
2024	2/16	A	L, 3-11

KANSAS: 5-1

YEAR	DATE	SITE	RESULT
2018	4/27	H	W, 4-3
2018	4/28	H	W, 7-6 (13)
2018	4/29	H	W, 9-3
2024	3/15	H	L, 4-14
2024	3/16	H	W, 1-0
2024	3/17	H	W, 10-1

KANSAS STATE: 1-2

YEAR	DATE	SITE	RESULT
2024	3/8	A	L, 0-4
2024	3/9	A	W, 11-7
2024	3/10	A	L, 13-14 (12)

KENNESAW STATE: 0-1

YEAR	DATE	SITE	RESULT
2020	2/16	A	L, 7-11

KENT STATE: 4-6

YEAR	DATE	SITE	RESULT
1953	5/1	H	L, 4-8
1953	5/2	H	L, 3-15
1968	4/6	H	W, 2-1
1968	4/6	H	W, 6-2
1989	3/12	H	L, 3-7 (7)
1989	3/12	H	L, 2-10 (5)
1990	3/11	H	W, 5-4 (7)
1990	3/11	H	L, 4-9 (8)
2001	3/27	H	W, 8-7 (10)
2005	5/3	H	L, 1-3

KENTUCKY: 32-84-2

YEAR	DATE	SITE	RESULT
1903	5/9	A	L, 1-3
1904	4/22	A	L, 0-4
1904	5/7	H	W, 10-7
1907	3/29	A	L, 4-5
1907	3/30	A	L, 2-23
1909	4/16	A	W, 4-3
1910	4/27	H	L, 3-15
1911	4/27	H	L, 6-7
1911	5/6	H	L, 5-10
1912	4/30	A	L, 2-7
1914	5/15	A	L, 0-8
1919	5/1	H	L, 18-11
1919	5/12	A	L, 4-7
1920	5/3	A	L, 2-5
1920	5/6	H	W, 6-2
1921	4/14	A	W, 12-0
1921	5/21	H	L, 2-8
1922	4/29	H	W, 18-10
1922	5/2	A	W, 14-12
1923	4/21	H	W, 2-0 (7)
1924	4/19	A	L, 3-5
1926	4/27	A	T, 10-10 (10)
1929	5/24	H	L, 3-4
1929	5/25	A	L, 3-5
1930	4/30	H	T, 3-3 (13)
1930	5/22	A	L, 2-7
1934	5/5	A	W, 3-1
1934	5/11	H	W, 3-2
1939	4/29	A	L, 4-8
1939	5/9	H	W, 8-5
1940	5/16	A	L, 0-9
1941	5/6	H	W, 6-5 (10)
1941	5/20	A	L, 2-4
1942	5/4	A	L, 1-3
1942	5/18	H	L, 3-7
1943	4/30	H	W, 6-5
1943	4/30	H	W, 8-3
1943	5/18	A	W, 19-7
1943	5/18	A	W, 14-2
1947	4/22	A	W, 6-3
1947	5/14	H	W, 6-5 (12)
1950	4/10	H	L, 6-8
1950	5/9	A	L, 2-12
1951	4/21	H	W, 18-2
1951	5/7	A	L, 7-12
1968	3/26	A	W, 1-0
1970	4/14	H	L, 0-3
1971	3/27	A	L, 1-4 (7)
1971	3/27	A	L, 3-6 (7)
1971	4/5	H	W, 7-1
1972	4/12	H	L, 5-7
1972	5/4	A	W, 4-3
1973	4/26	H	W, 6-3
1974	3/28	A	L, 2-5 (7)
1974	3/28	A	L, 4-6 (7)
1975	4/22	H	W, 7-6 (8)
1975	4/22	H	L, 1-9 (7)
1979	4/23	A	L, 12-17
1980	4/23	A	L, 16-19
1982	3/25	A	L, 7-16 (8)
1983	3/24	A	L, 3-12 (7)
1983	3/24	A	L, 0-25 (7)
1983	4/26	H	L, 5-7 (7)
1983	4/26	H	L, 5-8 (7)
1984	4/11	H	L, 3-10

1984	4/24	A	L, 6-8
1985	4/9	H	W, 6-5
1985	4/23	A	L, 4-10
1986	4/8	A	L, 1-19
1989	4/5	H	L, 4-9
1991	4/23	A	L, 6-17
1996	4/10	A	L, 7-16
1996	4/17	H	L, 6-7
1997	4/30	A	L, 1-8
1998	5/6	A	L, 6-22
1999	4/20	H	W, 7-5
1999	5/5	A	W, 3-2 (17)
2000	4/18	A	L, 2-12
2001	4/24	H	W, 3-2 (11)
2001	4/25	A	W, 11-4
2003	4/2	A	L, 9-10
2004	4/7	A	L, 4-8
2005	4/20	H	W, 7-2
2006	3/1	A	W, 10-9
2007	3/7	A	L, 7-21
2008	4/15	H	L, 4-9
2009	3/25	A	W, 12-6
2010	3/30	H	L, 2-11
2011	3/22	A	L, 2-4
2012	3/21	H	L, 7-10
2012	4/17	A	L, 0-7
2014	3/5	A	L, 0-7
2014	3/5	A	L, 4-11
2015	3/11	H	L, 1-9
2016	3/8	A	L, 4-8
2017	3/8	H	W, 2-1 (10)
2017	3/28	A	L, 7-13
2020	3/3	A	L, 4-12

KENTUCKY STATE: 5-1

YEAR	DATE	SITE	RESULT
1978	3/29	H	L, 2-6
1979	3/28	A	W, 17-3
1980	4/11	H	W, 9-1
1981	5/5	A	W, 8-7 (7)
1981	5/5	A	W, 12-1 (7)
2005	5/5	H	W, 18-0 (7)

KENTUCKY WESLEYAN: 1-1

YEAR	DATE	SITE	RESULT
1973	3/21	N	W, 10-0 (7)
1973	3/22	N	L, 5-6 (7)

KENYON: 5-1

YEAR	DATE	SITE	RESULT
1895	6/7	A	W, 13-8
1909	5/14	H	W, 12-6
1910	5/7	A	L, 2-7 (8)
1922	5/27	H	W, 3-2
1955	4/4	H	W, 14-3
1958	4/8	H	W, 21-0

LE MOYNE: 1-0

YEAR	DATE	SITE	RESULT
2010	3/10	H	W, 13-6

LEWIS: 2-0

YEAR	DATE	SITE	RESULT
1983	4/16	N	W, 6-3 (7)
1983	4/16	N	W, 5-2 (7)

LINCOLN COLLEGE: 0-1

YEAR	DATE	SITE	RESULT
1979	3/20	N	L, 8-11 (7)

LOUISVILLE: 86-104

YEAR	DATE	SITE	RESULT
1924	4/18	A	W, 13-6
1924	5/2	H	L, 8-9
1938	4/30	H	L, 2-3
1938	5/6	A	L, 12-13
1939	5/5	A	L, 4-18
1939	5/5	A	L, 2-13
1940	5/11	H	L, 4-10
1942	4/24	H	L, 7-18
1942	5/1	A	W, 6-4
1946	5/29	A	W, 4-2
1947	5/6	H	W, 3-2
1948	4/16	H	L, 7-8

1948	5/19	A	W, 4-2
1949	4/9	A	L, 3-12
1949	5/6	H	W, 6-0
1951	4/24	H	W, 9-1
1951	5/11	A	W, 18-12
1952	4/19	H	L, 9-10
1952	4/30	H	L, 5-6
1953	5/12	A	W, 8-1
1953	5/19	H	W, 11-6
1954	4/30	H	W, 7-1
1954	5/20	H	L, 2-9
1955	5/6	A	W, 3-0
1955	5/20	H	W, 7-3
1956	4/26	A	W, 5-2 (11)
1956	5/11	H	W, 11-3
1957	5/16	A	L, 5-7
1964	5/21	A	W, 12-7 (10)
1965	4/30	H	W, 12-0
1965	5/1	H	W, 13-2
1965	5/1	H	W, 6-5 (7)
1967	4/28	H	W, 10-4
1967	4/29	H	W, 10-3
1967	4/29	H	W, 9-3 (7)
1968	4/26	A	W, 6-4
1968	4/27	A	W, 7-5
1968	4/27	A	W, 8-2 (7)
1969	4/25	H	W, 13-1
1969	4/26	H	W, 13-4
1969	4/26	H	W, 3-2 (7)
1970	4/24	A	L, 2-3
1970	4/24	A	W, 10-7
1970	4/25	A	W, 4-2 (7)
1971	4/17	H	W, 5-2
1971	4/17	H	L, 4-5 (10)
1972	5/11	A	L, 2-5 (7)
1972	5/11	A	W, 6-5 (7)
1973	4/29	H	W, 13-2
1973	4/29	H	W, 5-4 (7)
1974	4/28	A	W, 10-6 (8)
1974	4/28	A	W, 8-1 (7)
1975	5/4	H	W, 2-1 (12)
1975	5/4	H	W, 4-1 (7)
1976	5/9	A	L, 10-11
1976	5/9	A	L, 2-11 (7)
1977	5/9	H	W, 2-0 (7)
1977	5/9	H	W, 3-1 (7)
1979	3/30	H	L, 5-7
1979	5/6	A	W, 4-0 (8)
1979	5/6	A	W, 3-2 (7)
1980	5/2	H	L, 2-5 (7)
1980	5/2	H	L, 0-3 (7)
1980	5/4	A	L, 4-9 (7)
1980	5/4	A	L, 8-10 (7)
1981	3/25	A	L, 6-7 (7)
1981	3/25	A	W, 10-5 (7)
1981	5/1	H	L, 0-9 (7)
1981	5/1	H	L, 0-6 (7)
1982	4/30	A	L, 4-12 (7)
1982	4/30	A	L, 8-9 (7)
1982	5/8	H	L, 1-2 (7)
1982	5/8	H	W, 7-0 (7)
1983	3/8	A	W, 7-3 (7)
1983	3/8	A	L, 3-7 (7)
1983	3/26	H	L, 1-9 (7)
1983	3/26	H	L, 2-5 (7)
1983	5/13	N	L, 1-9
1984	4/8	H	L, 2-11 (7)
1984	4/8	H	L, 2-11 (7)
1984	5/4	A	L, 1-5 (7)
1984	5/4	A	L, 4-6 (7)
1984	5/10	N	W, 7-4
1985	4/28	A	L, 1-2 (7)
1985	4/28	A	W, 2-1 (7)
1985	5/4	H	L, 9-13 (7)
1985	5/4	H	W, 10-3 (7)
1985	5/5	H	W, 10-4
1986	4/5	H	W, 7-6 (7)
1986	4/5	H	W, 16-4 (7)
1986	4/6	H	W, 2-1
1986	5/3	A	W, 5-4 (7)
1986	5/3	A	L, 9-10 (7)
1986	5/4	A	W, 12-9
1987	5/9	A	W, 9-4 (7)
1987	5/9	A	W, 10-4 (7)

OPPONENT BY OPPONENT RESULTS

LOUISVILLE: CONTINUED...				1992	3/24	A	L, 5-8	1998	5/12	N	L, 5-6	1909	5/29	H	W, 3-2	1957	5/7	H	L, 2-4
YEAR	DATE	SITE	RESULT	1993	4/8	H	W, 16-15	1999	4/9	A	L, 7-8 [12]	1912	5/30	A	L, 3-4	1958	4/9	H	W, 8-4
2014	5/17	A	L, 0-10 [7]	1994	3/31	H	L, 7-11	1999	4/10	A	L, 1-7	1913	6/3	A	L, 3-5	1958	5/20	A	L, 0-4
2015	4/21	H	L, 2-6	1997	3/4	H	W, 13-3	1999	4/11	A	L, 5-12	1913	6/7	H	W, 7-2	1959	4/21	A	L, 3-4
2016	5/3	A	L, 1-7	1997	3/25	A	W, 11-10	2000	5/12	H	W, 10-9	1914	5/6	H	L, 2-3	1959	5/19	H	L, 5-6
2017	3/21	H	W, 6-3	1998	5/5	H	W, 22-18	2000	5/13	H	W, 5-2	1914	6/6	H	T, 4-4 [16]	1960	5/17	A	L, 0-2
2018	5/9	A	L, 6-24	1999	2/27	N	L, 4-5	2000	5/14	H	W, 4-0	1918	5/2	A	W, 13-6	1961	5/16	A	T, 4-4 [13]
2019	4/23	H	L, 0-12	1999	4/6	A	L, 11-13	2001	5/11	A	L, 5-11	1918	5/16	H	L, 2-6	1961	5/20	H	W, 3-2
2021	3/30	H	W, 13-12 [10]	2007	4/9	H	W, 12-10	2001	5/12	A	W, 7-1	1919	5/16	H	L, 0-4	1962	5/7	A	W, 9-2
2022	4/12	A	L, 10-18	2008	3/5	H	W, 10-5	2001	5/13	A	W, 14-4	1919	5/26	A	L, 3-6	1962	5/15	H	W, 2-0
2023	3/28	H	L, 1-14 [7]	2023	3/21	H	L, 4-8	2001	5/16	N	L, 5-8	1920	5/14	A	W, 4-0	1963	5/14	A	L, 1-9
2024	3/26	A	L, 5-11					2002	3/29	H	L, 4-5	1920	5/30	H	W, 15-2	1963	5/23	H	W, 7-6
LSU: 1-3				MARYSVILLE (TN): 0-4				2002	3/30	H	L, 4-7 [10]	1921	5/26	H	W, 16-3	1964	4/21	H	W, 4-3
YEAR	DATE	SITE	RESULT	YEAR	DATE	SITE	RESULT	2002	3/31	H	L, 12-13 [10]	1921	5/30	A	L, 1-4	1964	5/12	A	L, 6-8
1954	4/12	A	W, 10-4	1906	4/19	A	L, 3-21	2004	5/15	A	L, 3-7	1922	5/30	A	L, 0-2	1965	4/20	A	W, 10-1
2016	2/19	A	L, 5-6 [12]	1906	4/20	A	L, 5-9	2004	5/15	A	L, 0-3 [10]	1922	6/10	A	W, 7-2	1965	5/18	H	W, 11-0 [7]
2016	2/20	A	L, 0-4	1935	4/18	A	L, 11-14	2004	5/16	A	L, 4-5	1922	6/12	H	L, 10-11 [10]	1966	5/17	A	L, 2-6 [7]
2016	2/21	A	L, 4-12	1935	4/19	A	L, 1-7	2005	5/13	H	W, 7-5	1923	5/26	H	W, 7-6	1966	5/17	A	W, 3-2 [7]
LOYOLA (LA): 1-1-1				MEMPHIS: 53-70				2005	5/14	H	W, 10-2	1923	5/30	A	W, 2-1	1968	4/9	H	W, 5-0
YEAR	DATE	SITE	RESULT	YEAR	DATE	SITE	RESULT	2005	5/15	H	L, 7-8	1924	5/14	H	L, 7-13	1968	4/30	A	L, 0-2
1954	4/14	A	L, 3-11	1962	4/18	A	L, 0-7	2014	5/9	H	W, 5-1	1924	5/30	A	W, 7-4	1969	3/31	A	W, 7-5
1966	3/21	A	W, 3-0	1962	4/18	A	L, 1-4 [7]	2014	5/10	H	L, 2-11	1925	4/28	H	L, 3-8	1969	5/13	H	L, 2-4
1966	3/22	A	T, 3-3 [11]	1967	4/21	A	L, 2-8	2014	5/11	H	W, 8-5	1925	6/6	A	L, 3-10	1971	3/22	N	L, 2-11
MARIAN: 4-2				1967	4/22	A	W, 8-1	2015	4/10	H	W, 6-2	1926	5/25	H	L, 8-11	1971	4/13	H	L, 3-6 [5]
YEAR	DATE	SITE	RESULT	1967	4/22	A	W, 4-3 [8]	2015	4/11	H	L, 3-8	1926	5/31	A	L, 10-11	1972	3/28	H	L, 4-5
1971	4/24	A	W, 5-2 [7]	1968	4/19	H	L, 1-4	2015	4/12	H	W, 8-7 [12]	1927	5/16	H	L, 0-5	1972	4/11	A	L, 1-6
1971	4/24	A	W, 6-2 [7]	1968	4/19	H	L, 6-9 [7]	2015	5/1	A	W, 11-4	1927	5/30	A	L, 2-5	1973	5/18	A	L, 5-10
1982	3/22	H	W, 6-3 [7]	1970	4/17	H	W, 11-2	2015	5/2	A	W, 5-4 [12]	1928	5/2	H	L, 5-6	1973	5/19	A	L, 4-5
1982	3/22	H	L, 1-10 [7]	1970	4/17	H	W, 2-0 [7]	2015	5/3	A	L, 3-4	1928	5/30	A	W, 6-1	1974	4/11	A	W, 3-2
1991	3/15	H	W, 12-1 [7]	1970	4/18	H	W, 7-4	2015	5/20	N	L, 9-14	1929	5/21	H	L, 1-2 [10]	1974	4/13	A	W, 5-2
1991	3/15	H	L, 10-11 [7]	1977	5/13	A	L, 0-5	2016	4/22	H	W, 1-0	1929	5/30	A	W, 3-2 [11]	1974	4/23	H	L, 4-8 [10]
MARIETTA: 2-1				1978	5/12	N	L, 8-10	2016	4/23	H	W, 16-4	1929	6/8	A	L, 5-9	1974	5/23	N	L, 0-3
YEAR	DATE	SITE	RESULT	1978	5/12	N	L, 8-10	2016	4/24	H	L, 2-6 [10]	1930	5/7	H	W, 9-1	1975	4/10	A	W, 7-3
1926	5/15	A	W, 10-4	1979	5/10	N	W, 8-4	2016	5/19	A	W, 4-2 [10]	1930	5/30	A	L, 1-2 [21]	1975	4/11	A	L, 4-7
1926	6/5	H	L, 8-10	1979	5/12	N	L, 5-18	2016	5/20	A	L, 3-5	1930	6/7	A	L, 1-3	1975	4/14	H	L, 5-7
1930	4/19	A	W, 12-2	1981	5/14	N	L, 7-13	2016	5/21	A	W, 4-3 [10]	1931	5/11	H	L, 3-7	1976	4/9	A	W, 6-4
MARSHALL: 30-22				1984	5/10	N	W, 3-2	2017	3/31	H	L, 5-7	1931	5/30	A	W, 6-5	1976	4/10	A	W, 6-5
YEAR	DATE	SITE	RESULT	1985	5/9	N	L, 4-18	2017	4/1	H	W, 4-3 [10]	1931	6/13	A	L, 0-9	1976	4/26	H	L, 2-3 [7]
1912	6/7	A	L, 2-17	1987	5/15	N	W, 13-1	2017	4/2	H	L, 5-7	1932	4/27	H	W, 8-7	1976	4/26	H	L, 2-4 [7]
1912	6/8	A	L, 1-10	1988	4/22	A	L, 7-8 [7]	2017	5/5	A	L, 4-9	1932	5/30	A	W, 4-3	1980	4/1	H	W, 3-1
1920	5/8	A	W, 7-2	1989	4/22	A	L, 3-9 [7]	2017	5/6	A	W, 13-6	1932	6/11	H	L, 2-7	1982	3/21	H	L, 3-4
1930	4/18	A	L, 15-16	1989	4/23	A	L, 5-13	2017	5/7	A	W, 2-1	1933	4/28	A	L, 3-4	1983	4/5	A	L, 0-10 [7]
1930	5/21	H	W, 9-3	1989	5/19	N	W, 15-6	2017	5/24	N	L, 14-15 [10]	1933	5/30	A	W, 8-6	1983	4/5	A	L, 0-6 [7]
1933	5/6	H	L, 3-12	1990	4/21	H	W, 4-2	2018	4/6	H	W, 10-2	1934	4/21	H	W, 12-10	1983	4/19	H	L, 1-4 [7]
1933	5/20	A	L, 2-6	1990	4/21	H	L, 5-7 [7]	2018	4/7	H	W, 7-2	1934	5/30	A	W, 7-3	1983	4/19	H	L, 3-7 [7]
1934	4/28	A	L, 1-4	1990	4/22	H	L, 7-9	2018	4/8	H	W, 8-7	1935	5/30	A	L, 0-2	1985	4/16	A	L, 2-3 [11]
1934	5/18	H	L, 0-2	1991	4/20	A	L, 3-4 [10]	2019	5/10	A	W, 7-4	1935	5/30	A	W, 1-0 [10]	1985	4/16	A	L, 3-6 [7]
1935	4/27	A	L, 2-6	1991	4/20	A	L, 2-4 [7]	2019	5/11	A	L, 4-11	1936	5/1	H	W, 5-4 [12]	1986	5/13	N	W, 3-1
1935	5/17	H	L, 1-5	1991	4/21	A	L, 2-3 [10]	2019	5/12	A	W, 4-2	1936	5/30	A	L, 1-4	1987	3/25	A	L, 3-6
1936	4/25	A	W, 9-2	1991	5/17	N	W, 7-5	2019	5/21	N	W, 11-6	1937	4/30	H	L, 3-4 [10]	1987	4/23	H	W, 9-8
1936	5/9	H	W, 2-1	1992	4/19	H	W, 14-6 [7]	2021	4/16	A	W, 10-6	1937	5/31	A	L, 4-16	1993	4/6	A	L, 1-4
1938	4/20	A	L, 0-4	1992	4/19	H	L, 2-11 [7]	2021	4/16	A	W, 11-3	1938	4/23	H	W, 5-4	1995	3/28	H	L, 3-21
1938	5/20	H	L, 0-6	1992	5/2	A	L, 3-4	2021	4/17	A	L, 5-7	1938	5/30	A	L, 4-10	1995	4/19	A	W, 5-2
1942	5/16	A	W, 14-3	1992	5/2	A	W, 5-3 [7]	2021	4/18	A	W, 8-4	1938	6/11	A	L, 3-8	1997	4/16	A	L, 4-7
1942	5/23	H	W, 3-2	1992	5/3	A	W, 5-4 [11]	2022	5/13	H	W, 6-3	1939	5/3	H	L, 2-8	1998	3/3	A	W, 7-5
1943	5/12	A	W, 6-0 [7]	1992	5/13	N	W, 2-1	2022	5/14	H	L, 3-7	1939	5/30	A	L, 3-13	1999	4/7	H	W, 12-3
1943	5/12	A	W, 4-2	1993	4/17	H	L, 8-10	2022											

MIAMI (OH): CONTINUED...			
YEAR	DATE	SITE	RESULT
2013	4/30	H	W, 15-6
2013	5/1	A	L, 4-9
2014	4/1	H	W, 8-7
2014	4/9	A	W, 7-4
2015	2/13	N	W, 3-1
2016	3/15	H	W, 7-2
2017	3/16	H	W, 1-0
2017	4/4	A	W, 8-6
2018	4/11	N	L, 8-9
2018	5/1	A	L, 2-7
2019	4/10	H	L, 8-12 [11]
2019	4/16	H	W, 15-5
2019	5/7	A	L, 6-7 [10]
2023	3/1	H	L, 12-15
2023	4/11	H	W, 7-5 [10]
2024	3/20	A	W, 11-3
MICHIGAN: 6-7			
YEAR	DATE	SITE	RESULT
1922	4/17	H	L, 1-12
1923	4/16	H	W, 7-3
1924	4/21	H	L, 8-9
1925	4/20	H	L, 8-12
1927	6/17	A	W, 5-4
1928	4/6	H	W, 7-3
1929	4/6	H	W, 4-3 [10]
1930	4/12	H	W, 8-7
1930	5/28	A	L, 2-15
1961	5/29	A	W, 3-1
1961	5/31	A	L, 1-2
2009	2/21	N	L, 1-6
2019	6/1	N	L, 4-10
MICHIGAN STATE: 2-12			
YEAR	DATE	SITE	RESULT
1929	4/8	H	L, 4-13
1930	4/7	H	L, 3-13
1930	5/27	A	L, 3-5
1969	3/19	N	L, 5-10 [6]
1969	3/20	N	L, 7-9 [8]
1969	3/23	N	L, 2-6 [7]
1969	3/25	N	W, 9-6
1971	5/27	A	W, 8-7
2011	2/20	N	L, 4-8 [8]
2012	3/16	H	L, 3-4
2012	3/17	H	L, 4-5 [14]
2012	3/18	H	L, 4-9
2013	2/22	N	L, 6-14
2022	3/11	N	L, 8-10
MISSISSIPPI STATE: 0-3			
YEAR	DATE	SITE	RESULT
2015	2/14	A	L, 2-6
2015	2/15	A	L, 5-19
2015	2/16	A	L, 7-16
MISSOURI: 1-0			
YEAR	DATE	SITE	RESULT
2014	2/23	N	W, 11-5
MOREHEAD STATE: 38-22			
YEAR	DATE	SITE	RESULT
1952	4/23	A	L, 2-6
1952	5/3	H	W, 22-8
1954	5/15	H	W, 17-4
1954	5/18	A	W, 7-4
1955	4/28	A	W, 7-0
1955	5/2	H	W, 16-0
1956	4/11	H	W, 10-1
1971	3/29	H	W, 11-2
1972	3/30	A	L, 5-7
1972	5/2	H	W, 7-6
1973	4/13	A	W, 11-5
1973	4/30	H	W, 6-5 [12]
1974	4/20	A	L, 2-3 [7]
1974	4/20	A	W, 10-5 [7]
1976	4/5	H	L, 3-4
1976	4/30	A	L, 4-7
1977	4/11	H	L, 2-4 [7]
1977	4/11	H	L, 3-8 [7]
1978	4/10	H	L, 5-9 [7]
1978	4/10	H	L, 3-9 [7]
1982	3/20	H	W, 5-4
1982	3/12	A	L, 7-9 [7]
1983	3/12	A	W, 6-5 [7]
1985	3/16	A	W, 11-1 [7]
1985	3/16	A	W, 8-6 [7]
1989	3/9	A	W, 2-1 [10]
1990	3/28	A	W, 5-0
1990	5/2	H	W, 11-8 [7]
1990	5/2	H	W, 3-2 [7]
1991	4/11	A	W, 5-2 [7]
1991	4/11	A	L, 3-6 [7]
1991	4/24	H	W, 1-0 [7]
1991	4/24	H	W, 6-2 [7]
1992	4/8	A	W, 2-0 [7]
1992	4/8	A	W, 16-7 [7]
1993	4/7	A	L, 2-25 [7]
1993	4/7	A	L, 1-3 [7]
1993	4/22	H	L, 2-4
1994	4/19	H	L, 1-2
1995	4/6	A	W, 7-3
1995	4/27	H	L, 0-6
1997	4/1	A	L, 0-9
1997	4/15	H	L, 14-18
1998	4/14	A	L, 5-6
1999	4/28	A	W, 10-3
1999	5/13	H	L, 8-14
2000	3/29	A	W, 4-3
2000	5/10	H	W, 14-3
2003	3/9	A	W, 7-2 [7]
2003	3/9	A	L, 3-5 [8]
2004	5/4	A	W, 8-7
2006	5/3	H	W, 12-11 [7]
2006	5/3	H	W, 4-1 [7]
2007	5/2	H	W, 12-3 [7]
2007	5/2	H	W, 15-5
2008	4/23	H	W, 18-3
2009	4/21	H	W, 10-5
2010	4/7	H	W, 9-7
2011	4/6	A	W, 14-10
MOUNT ST. JOSEPH: 4-0			
YEAR	DATE	SITE	RESULT
1998	5/5	H	W, 7-1
1999	5/4	H	W, 13-4
2005	4/25	H	W, 5-3
2008	5/6	H	W, 20-3
MURRAY STATE: 1-0			
YEAR	DATE	SITE	RESULT
1962	4/21	A	W, 5-3
NEBRASKA: 0-1			
YEAR	DATE	SITE	RESULT
1998	2/26	N	L, 7-12
NEVADA: 0-4			
YEAR	DATE	SITE	RESULT
2015	3/18	A	L, 3-5
2015	3/19	A	L, 10-11
2015	3/20	A	L, 4-7
2015	3/21	A	L, 6-17
NEW YORK TECH: 3-0			
YEAR	DATE	SITE	RESULT
2013	3/1	H	W, 12-0
2013	3/2	H	W, 17-3
2013	3/3	H	W, 8-3
NIAGARA: 11-5			
YEAR	DATE	SITE	RESULT
2006	3/3	H	W, 7-1
2006	3/4	H	L, 0-1
2006	3/5	H	W, 9-7
2008	3/14	H	L, 4-5
2008	3/15	H	W, 12-5
2008	3/15	H	L, 7-12 [7]
2008	3/16	H	W, 4-3
2010	3/12	H	W, 9-2
2010	3/14	H	W, 7-5
2010	3/14	H	W, 12-1 [7]
2015	3/7	H	W, 5-1
2015	3/8	H	W, 6-4
2015	3/9	H	W, 2-1 [10]
2019	3/15	H	L, 1-2
2019	3/16	H	W, 5-0
2019	3/17	H	L, 7-8
NICHOLLS STATE: 2-0			
YEAR	DATE	SITE	RESULT
1966	3/23	A	W, 6-1
1966	3/24	A	W, 10-0
NORTH ALABAMA: 4-1			
YEAR	DATE	SITE	RESULT
2022	2/25	A	L, 2-5
2023	3/4	H	W, 9-0 [7]
2023	3/4	H	W, 9-8
2023	3/5	H	W, 2-1 [8]
2023	3/5	H	W, 8-1 [7]
NORTH CAROLINA: 0-1			
YEAR	DATE	SITE	RESULT
1947	4/17	A	L, 7-11
NORTH CAROLINA A&T: 4-2			
YEAR	DATE	SITE	RESULT
2006	2/17	A	L, 11-12
2006	2/19	A	W, 19-4 [7]
2006	2/19	A	W, 3-0 [7]
2007	2/23	A	L, 2-4
2007	2/24	A	W, 4-1
2007	2/24	A	W, 18-1
NORTH CAROLINA STATE: 3-4			
YEAR	DATE	SITE	RESULT
1995	3/3	A	W, 4-3 [7]
1995	3/3	A	L, 7-8 [7]
1995	3/4	A	L, 3-4
1995	3/5	A	L, 3-4
2001	2/9	A	L, 3-4
2001	2/10	A	W, 11-9
2001	2/11	A	W, 12-6
NORTHEASTERN: 2-1			
YEAR	DATE	SITE	RESULT
2017	3/18	H	L, 3-6 [12]
2017	3/18	H	W, 10-8
2017	3/19	H	W, 4-2
NORTHERN ILLINOIS: 7-1			
YEAR	DATE	SITE	RESULT
2000	3/3	H	W, 16-5
2000	3/4	H	W, 1-0 [7]
2000	3/4	H	W, 10-8 [7]
2000	3/5	H	W, 2-1
2024	3/1	H	W, 13-5
2024	3/2	H	W, 6-5 [7]
2024	3/2	H	L, 4-6
2024	3/3	H	W, 14-1 [7]
NORTHERN KENTUCKY: 38-15			
YEAR	DATE	SITE	RESULT
1951	4/30	H	W, 12-2
1951	5/14	H	W, 9-6
1972	5/5	H	W, 8-2 [7]
1972	5/5	H	W, 11-0 [7]
1973	4/24	H	L, 1-3
1973	5/4	H	L, 3-8
1974	4/18	H	W, 2-1
1974	5/8	H	W, 9-8 [7]
1975	3/31	H	W, 9-0 [7]
1975	3/31	H	W, 11-0 [7]
1976	4/12	H	W, 12-2
1977	4/1	H	L, 3-5
1978	3/31	H	L, 2-4
1978	4/20	A	W, 1-0 [7]
1978	4/20	A	W, 8-6 [7]
1979	3/27	H	W, 2-0 [7]
1979	3/27	H	L, 0-3 [7]
1980	4/24	H	W, 7-2
1981	4/25	H	L, 4-5 [7]
1981	4/25	H	L, 8-11 [7]
1982	3/24	H	W, 13-5
1982	4/24	A	W, 9-1 [7]
1982	4/24	A	L, 7-8 [7]
1983	4/29	H	W, 6-3 [7]
1983	4/29	H	W, 6-3 [7]
1984	4/9	H	W, 9-5 [7]
1985	3/4	H	W, 10-9 [7]
1985	3/29	A	L, 12-13
1986	4/25	A	W, 7-1 [7]
1986	4/25	A	W, 7-6 [7]
1987	4/22	A	L, 1-4
1988	4/22	A	W, 7-4 [7]
1988	4/22	A	W, 8-5 [7]
1991	3/17	H	W, 11-10 [7]
1991	4/30	A	W, 9-1
1992	3/4	H	L, 4-6 [10]
1992	4/28	A	W, 7-0
1993	4/23	H	W, 7-5
1994	3/25	A	L, 11-12 [14]
1994	4/21	H	W, 12-8
1995	3/29	A	W, 10-3
1995	4/17	H	W, 12-4
1996	2/25	A	L, 2-3
1996	4/24	H	L, 6-8
2013	3/20	H	W, 4-3
2017	3/24	H	W, 9-1
2017	3/25	H	L, 2-3
2017	3/25	H	W, 13-7
2018	2/27	H	W, 5-3
2019	3/27	H	W, 14-6
2019	5/14	H	W, 6-5
2022	5/11	H	W, 12-6
2024	2/20	H	W, 10-2
NORTHWESTERN STATE: 1-3			
YEAR	DATE	SITE	RESULT
1997	2/22	N	L, 9-10
2017	2/17	A	W, 3-2 [10]
2017	2/18	A	L, 2-3
2017	2/19	A	L, 2-6
NORTHWESTERN: 7-6			
YEAR	DATE	SITE	RESULT
1972	3/21	N	L, 2-7
1972	3/25	N	L, 7-9
1984	3/31	H	L, 4-14 [7]
1984	3/31	H	L, 3-14 [7]
1992	3/22	H	L, 7-11 [6]
1992	3/22	H	W, 9-8 [7]
2016	3/19	H	W, 1-0
2016	3/20	H	W, 6-5
2016	3/21	H	W, 10-3
2022	3/4	H	W, 5-4 [7]
2022	3/4	H	L, 8-10 [7]
2022			

OPPONENT BY OPPONENT RESULTS

OHIO STATE: CONTINUED...

YEAR	DATE	SITE	RESULT
1963	4/20	A	L, 5-9 [7]
1964	4/18	A	L, 2-6 [7]
1965	4/9	A	L, 5-8
1965	4/10	A	L, 1-4
1965	4/10	A	W, 3-2 [7]
1966	4/16	A	L, 1-2 [12]
1966	4/16	A	L, 0-3
1967	4/7	A	T, 2-2
1967	4/8	A	L, 4-8
1967	4/8	A	W, 2-0 [7]
1968	4/12	A	L, 0-2 [7]
1968	4/12	A	L, 0-9 [6]
1969	4/11	A	L, 2-3
1969	4/12	A	L, 0-7
1969	4/12	A	L, 3-4 [7]
1970	4/10	A	L, 2-7
1970	4/11	A	L, 0-2 [7]
1970	4/11	A	W, 5-1 [7]
1971	4/9	H	L, 5-6
1971	4/10	H	W, 10-9 [11]
1971	4/10	H	W, 3-0 [7]
1974	5/4	H	W, 6-1
1974	5/4	H	L, 2-8
1975	5/3	A	L, 5-7
1975	5/3	A	W, 10-7
1976	4/16	H	L, 1-7 [7]
1976	4/16	H	L, 5-6 [7]
1977	4/16	A	L, 0-8 [7]
1977	4/16	A	W, 4-3 [7]
1978	3/19	N	L, 2-5
1978	3/20	N	L, 7-13
1978	4/15	H	W, 5-4 [8]
1978	4/15	H	L, 0-2 [7]
1981	3/31	A	L, 3-18
1981	4/15	A	L, 4-6
1982	3/30	H	L, 3-12
1982	4/20	A	L, 9-17
1983	3/29	H	L, 5-6 [11]
1983	5/5	A	L, 7-18
1984	3/27	H	T, 6-6 [11]
1984	5/2	A	L, 6-15
1985	4/2	A	L, 11-17
1985	4/24	H	W, 10-9 [10]
1986	4/1	H	L, 3-5
1986	4/30	A	L, 6-7
1987	5/6	H	W, 4-3 [7]
1987	5/6	H	W, 3-1 [7]
1988	4/13	H	L, 4-5 [7]
1988	4/13	H	W, 4-2 [7]
1989	4/12	A	L, 9-13 [7]
1989	4/12	A	W, 5-3 [7]
1990	3/27	A	L, 6-9
1994	5/11	H	L, 4-14
1995	4/26	A	L, 7-13
1997	5/7	H	L, 2-15
2001	5/3	A	L, 3-14
2003	5/7	A	L, 0-17
2009	2/22	N	L, 5-6
2010	2/28	N	W, 12-4
2011	2/18	N	W, 11-5
2012	4/18	A	W, 6-5
2013	4/17	H	W, 5-3
2014	5/13	A	L, 3-11
2015	5/6	H	L, 0-6
2016	4/19	A	L, 0-9
2017	4/11	A	W, 7-1
2018	5/15	H	W, 14-4 [7]
2019	4/3	A	W, 9-5
2022	3/2	H	W, 5-4
2022	5/17	A	L, 3-5
2024	4/30	A	L, 6-12

OHIO: 49-72-1

YEAR	DATE	SITE	RESULT
1906	4/13	A	W, 4-2
1907	4/19	A	L, 2-4
1907	4/20	A	L, 5-7
1908	4/24	A	L, 3-7
1908	4/25	A	L, 5-6
1920	4/17	A	W, 5-1
1921	4/16	H	W, 4-3
1922	5/9	A	L, 2-9 [7]
1922	6/3	H	W, 4-0

1923	5/5	H	W, 19-6
1925	4/25	H	W, 11-6
1925	5/12	A	W, 5-2
1926	4/24	H	L, 8-5
1926	5/14	A	W, 6-5
1927	4/16	H	W, 5-1
1927	5/18	A	W, 8-4
1928	4/28	A	W, 9-8
1929	4/27	H	L, 0-3
1929	5/11	A	W, 4-1
1930	5/2	A	L, 5-6
1930	5/16	H	W, 4-3
1931	4/18	H	L, 1-5
1931	5/1	A	L, 0-10
1932	5/25	H	W, 4-3
1932	5/26	A	L, 5-12
1933	5/19	A	W, 3-2
1934	4/27	A	L, 8-13
1934	5/12	H	L, 4-9
1935	4/26	A	L, 2-7
1935	5/18	H	W, 8-4
1936	4/24	A	L, 3-13
1936	5/15	H	L, 4-6
1937	4/23	A	L, 1-10
1937	5/15	H	L, 0-2
1938	4/15	A	L, 2-9
1939	4/10	H	L, 0-4
1940	5/13	A	L, 4-16
1941	5/3	A	L, 5-6
1941	5/10	H	L, 5-9
1942	4/27	H	L, 4-5
1945	4/20	H	L, 4-14
1946	4/27	A	L, 4-9
1947	5/17	A	L, 1-10
1948	4/23	H	L, 6-8
1948	5/15	A	L, 4-5 [13]
1949	5/3	A	W, 11-8
1949	5/14	H	T, 6-6 [10]
1950	4/22	H	L, 4-14
1950	5/12	A	L, 6-18
1951	4/20	H	L, 2-18
1952	5/9	H	L, 10-15
1953	5/8	A	L, 0-8
1953	5/9	A	L, 2-6
1956	5/29	A	L, 6-8
1963	4/3	H	L, 1-9
1963	4/4	H	W, 7-5
1963	4/15	A	L, 5-7
1963	4/16	A	L, 1-13 [7]
1964	5/4	H	L, 1-14
1965	4/5	A	L, 2-3
1965	5/24	H	L, 1-9
1966	4/8	A	L, 1-7
1966	4/9	A	L, 3-5
1967	4/25	H	L, 4-9
1967	5/9	A	W, 4-2 [12]
1969	4/29	H	W, 4-0
1969	5/6	A	W, 7-1
1970	4/7	A	L, 0-10
1970	5/5	H	L, 0-6
1971	4/20	A	L, 2-6
1971	5/5	H	W, 4-3
1972	4/18	H	L, 4-8
1972	5/16	A	W, 3-1
1973	5/15	H	L, 1-11
1974	5/14	A	W, 6-4
1976	5/4	A	L, 4-7 [7]
1976	5/4	A	L, 4-12 [7]
1977	4/15	H	L, 2-3 [7]
1977	4/15	H	W, 1-0 [7]
1978	4/14	A	L, 7-9 [7]
1978	4/14	A	L, 2-3 [7]
1981	4/27	A	W, 4-1 [7]
1981	4/27	A	W, 6-5 [7]
1982	5/1	H	W, 2-1 [7]
1982	5/1	H	L, 4-12 [7]
1983	5/6	A	L, 1-3 [7]
1983	5/6	A	L, 2-3 [7]
1984	4/30	H	L, 6-7 [8]
1984	4/30	H	W, 8-3 [7]
1985	4/30	A	L, 2-5 [7]
1985	4/30	A	W, 4-3 [7]
1986	4/22	H	L, 0-4 [7]
1986	4/22	H	W, 3-0 [7]
1987	3/14	A	W, 10-4 [7]

1987	3/14	A	W, 3-2 [5]
1988	4/26	H	W, 14-4 [7]
1988	4/26	H	W, 10-8 [7]
1990	4/4	A	L, 3-7
1991	4/3	H	W, 9-8
1992	4/1	A	L, 7-8 [10]
1994	4/6	A	L, 0-1 [6]
1996	3/26	A	L, 1-6 [7]
1996	3/26	A	W, 15-4 [6]
1997	3/5	H	L, 2-10 [6]
1998	4/15	A	W, 13-12 [11]
1999	4/21	H	W, 16-15
2000	4/25	A	L, 18-19
2001	4/18	H	W, 22-4
2002	4/16	A	W, 11-7
2003	4/22	A	W, 8-5
2004	4/20	A	W, 13-4
2005	3/30	H	L, 3-8
2006	4/5	A	W, 11-8
2007	4/17	H	L, 14-16
2008	3/26	A	W, 14-6
2008	4/22	A	L, 6-18
2009	5/5	H	L, 1-7 [7]
2009	5/5	H	W, 12-8 [7]
2009	5/12	A	W, 7-6
2010	4/20	N	L, 1-2 [11]
2012	4/3	A	W, 11-2
2013	3/26	H	W, 4-1

OHIO WESLEYAN: 21-15

YEAR	DATE	SITE	RESULT
1894	5/19	A	L, 4-7
1895	5/4	A	L, 5-18
1896	5/7	N	L, 8-9
1896	6/6	A	L, 13-14
1911	5/9	A	W, 8-5 [11]
1918	5/24	A	W, 6-4
1919	4/25	A	W, 7-5
1920	5/20	H	W, 6-0
1921	4/30	H	W, 16-2
1921	5/7	A	W, 22-6
1925	5/2	A	W, 11-6
1925	5/16	H	W, 11-1
1926	5/1	H	L, 6-13
1926	5/8	A	L, 5-6
1927	5/7	A	W, 8-6
1928	5/5	H	W, 9-8 [10]
1928	5/15	A	W, 13-9
1929	4/13	H	W, 5-4
1929	5/18	A	W, 12-3
1930	4/26	H	W, 2-1
1930	5/20	A	W, 9-6
1931	4/25	H	W, 6-5 [10]
1931	5/16	A	L, 5-14
1932	4/16	H	L, 9-11 [10]
1932	4/23	A	L, 1-8
1933	5/5	H	L, 6-10
1933	5/24	A	L, 3-4 [10]
1934	4/24	A	W, 11-3
1934	5/4	H	W, 7-4
1935	5/1	H	W, 5-2
1936	5/8	A	L, 6-12
1936	5/25	H	L, 1-13
1937	4/10	H	L, 6-9
1937	5/17	A	L, 11-18 [7]
1938	5/10	A	W, 8-3 [8]
1950	4/7	H	W, 4-1

OKLAHOMA: 1-2

YEAR	DATE	SITE	RESULT
2024	5/16	H	L, 6-14
2024	5/16	H	L, 8-12
2024	5/17	H	W, 10-6

OKLAHOMA STATE: 1-6

YEAR	DATE	SITE	RESULT
1967	5/29	A	L, 0-4
1967	5/30	A	W, 3-2
1967	5/31	A	L, 0-1
1997	2/23	N	L, 3-13 [7]
2024	4/12	A	L, 4-8 [10]
2024	4/13	A	L, 5-12
2024	4/14	A	L, 6-10

OLE MISS: 0-1			
YEAR	DATE	SITE	RESULT
2016	3/6	N	L, 1-7

OLIVET NAZARENE: 1-0

YEAR	DATE	SITE	RESULT
1986	3/14	H	W, 10-6

OREGON STATE: 1-0

YEAR	DATE	SITE	RESULT
2019	5/31	A	W, 7-6

OTTERBEIN: 2-3

YEAR	DATE	SITE	RESULT
1894	5/18	A	W, 14-8
1911	5/5	H	L, 4-7
1911	5/10	A	L, 2-4
1979	3/22	N	W, 4-3 [7]
2011	5/3	H	L, 4-6

PENN STATE: 0-2

YEAR	DATE	SITE	RESULT
2010	2/26	N	L, 4-5 [12]
2012	2/19	N	L, 3-5

PFEIFFER: 1-0

YEAR	DATE	SITE	RESULT
1964	3/24	A	W, 4-3

PITTSBURGH: 9-14

YEAR	DATE	SITE	RESULT
2000	5/3	H	W, 8-7
2007	3/24	A	W, 19-5
2007	3/25	A	L, 0-3 [7]
2007	3/25	A	L, 2-3
2008	4/11	H	W, 6-3
2008	4/12	H	W, 3-2 [11]
2008	4/13	H	L, 2-3
2009	3/20	A	L, 4-18
2009	3/21	A	L, 0--5
2009	3/22	A	W, 9-5
2010	5/14	H	L, 2-12
2010	5/15	H	L, 5-8
2010	5/16	H	W, 3-1
2010	5/27	N	L, 4-13
2011	4/30	A	L, 8-9
2011	4/30	A	W, 9-6
2011	5/1	A	W, 9-8
2012	3/30	H	W, 2-0
2012	3/31	H	L, 0-6
2012	4/1	H	L, 9-10 [11]
2013	4/27	A	L, 3-7
2013	4/27	A	L, 2-3
2013	4/28	A	L, 9-10

PRINCETON: 1-2-1

YEAR	DATE	SITE	RESULT
1972	3/20	N	T, 8-8
1972	3/23	N	W, 11-3
2023	3/17	N	L, 5-7
2023	3/18	N	L, 2-3

PURDUE: 6-11

YEAR	DATE	SITE	RESULT
1958	4/19	A	W, 8-5 (7)
1958	4/19	A	W, 5-3 (7)
1959	4/7	H	L, 0-3 (7)
1959	4/7	H	W, 6-5 (7)
1960	4/13	A	W, 5-3 (8)
1960	4/14	A	L, 2-5
1960	4/14	A	L, 4-7 (7)
1960	4/15	A	L, 2-4
2001	3/10	H	L, 12-16
2001	3/11	H	W, 10-14
2003	4/16	A	L, 2-6
2004	3/24	A	L, 6-7
2005	4/6	H	L, 3-12
2009	2/20	N	L, 10-11
2010	2/27	N	W, 7-6
2012	2/18	N	L, 0-6
2013	3/12	H	L, 4-7

SAINT JOSEPH'S (IN): 2-6			
YEAR	DATE	SITE	RESULT
1961	4/3	H	W, 14-5
1961	4/4	H	W, 10-3
1962	4/5	H	L, 3-4
1962	4/5	H	L, 2-8 [7]
1964	5/1	A	L, 1-4 [7]
1964	5/1	A	L, 3-4 [7]
1965	3/31	H	L, 0-4 [7]
1965	3/31	H	L, 1-3 [8]
SAINT JOSEPH'S: 3-1			
YEAR	DATE	SITE	RESULT
2022	3/18	H	L, 6-9
2022	3/19	H	W, 7-6 [7]
2022	3/19	H	W, 12-1 [7]
2022	3/20	H	W, 18-9
SAINT LOUIS: 51-45			
YEAR	DATE	SITE	RESULT
1958	5/2	H	L, 4-8
1958	5/3	H	W, 2-1 [6]
1959	5/1	A	W, 6-2
1959	5/1	A	W, 3-1 [7]
1959	5/2	A	W, 20-6
1960	5/6	H	W, 13-4
1960	5/6	H	W, 7-0 [7]
1960	5/7	H	W, 5-2
1961	5/6	N	W, 7-0
1961	5/6	N	W, 2-0 [7]
1962	5/10	A	L, 2-3
1963	5/11	A	L, 1-2
1964	4/11	A	W, 3-2
1964	4/11	A	L, 3-4 [7]
1964	5/8	N	L, 5-6 [12]
1965	5/21	A	L, 3-4 [10]
1965	5/21	A	L, 0-6
1966	4/22	H	L, 2-4
1966	4/23	H	L, 0-11
1966	4/23	H	W, 4-3
1967	5/19	A	L, 0-4
1967	5/19	A	W, 2-0
1967	5/20	A	W, 8-7
1977	4/4	H	W, 11-4 [7]
1977	5/13	N	L, 3-4
1978	4/30	A	L, 1-3 [7]
1978	4/30	A	L, 3-4 [8]
1979	4/17	A	W, 12-2 [7]
1979	4/17	A	L, 3-4 [8]
1979	4/18	A	W, 13-3
1979	5/11	N	W, 5-4 [7]
1980	4/19	H	W, 6-2 [7]
1980	4/19	H	W, 5-4
1981	4/17	A	L, 8-18
1981	4/18	A	L, 2-7 [7]
1981	4/18	A	L, 0-7 [7]
1981	5/15	N	W, 4-3
1982	4/16	H	W, 16-3
1982	5/13	N	W, 18-7
1992	4/4	A	W, 4-3
1992	4/4	A	L, 4-8 [7]
1992	4/5	A	L, 1-11
1992	5/10	H	W, 8-7
1992	5/10	H	L, 2-4 [7]
1993	4/3	A	L, 4-9
1993	4/3	A	L, 8-13 [7]
1993	4/4	A	L, 4-12
1993	5/7	H	L, 9-12
1993	5/7	H	L, 6-12 [7]
1993	5/8	H	W, 4-0
1994	3/19	A	L, 2-3
1994	3/19	A	L, 3-4 [7]
1994	3/20	A	L, 0-2
1994	4/23	H	W, 9-4
1994	4/23	H	L, 3-10 [7]
1994	4/24	H	L, 4-10
1994	5/20	H	W, 8-5
1995	3/25	A	L, 4-7
1995	3/25	A	W, 4-3 [7]
1995	3/26	A	W, 5-4
1995	4/22	H	W, 5-2
1995	4/22	H	W, 3-2 [7]
1995	4/23	H	W, 10-9
1995	5/19	A	W, 11-3

1996	4/26	H	L, 3-4
1996	4/27	H	L, 7-11
1997	3/28	A	L, 5-14
1997	3/29	A	L, 2-9
1997	3/30	A	W, 14-10
1999	5/7	A	W, 19-9
1999	5/8	A	W, 8-5
1999	5/9	A	W, 15-9
2000	3/17	H	W, 17-16
2000	3/18	H	W, 4-2
2000	3/18	H	L, 3-10
2001	4/20	A	W, 9-5 [10]
2001	4/21	A	W, 18-5
2001	4/22	A	L, 3-4
2002	5/16	H	W, 8-7
2002	5/18	H	L, 1-2 [10]
2002	5/18	H	W, 3-0 [7]
2003	5/9	A	W, 5-4 [15]
2003	5/10	A	L, 5-6
2003	5/11	A	L, 0-5
2004	4/30	H	L, 5-7
2004	5/1	H	W, 13-7
2004	5/2	H	L, 2-6
2005	4/8	A	L, 2-6
2005	4/9	A	W, 6-3
2005	4/10	A	W, 9-3
2021	2/26	H	W, 8-4
2021	2/27	H	W, 8-5
2021	2/28	H	L, 6-21
2024	3/22	A	L, 12-14
2024	3/23	A	W, 13-4
2024	3/24	A	W, 8-3

SAM HOUSTON STATE: 0-3			
YEAR	DATE	SITE	RESULT
2018	2/23	A	L, 3-5
2018	2/23	A	L, 2-3
2018	2/24	A	L, 6-10

SAN DIEGO: 1-1			
YEAR	DATE	SITE	RESULT
2018	2/18	A	W, 7-4 [10]
2018	2/18	A	L, 3-4

SANTA CLARA: 1-5			
YEAR	DATE	SITE	RESULT
2013	5/11	H	W, 7-3
2013	5/11	H	L, 1-3
2013	5/12	H	L, 1-6
2015	2/20	A	L, 3-11
2015	2/21	A	L, 8-10
2015	2/21	A	L, 4-8

SETON HALL: 8-10			
YEAR	DATE	SITE	RESULT
2006	4/7	A	W, 5-1
2006	4/9	A	L, 2-5 [7]
2006	4/9	A	L, 0-4
2008	5/10	A	W, 4-1
2008	5/10	A	L, 2-5
2008	5/11	A	W, 7-1
2009	5/14	H	W, 5-4
2009	5/15	H	W, 6-5 [10]
2009	5/15	H	L, 6-8
2010	4/9	A	W, 10-9
2010	4/10	A	L, 1-4
2010	4/11	A	L, 3-4 [11]
2011	5/14	H	L, 1-10
2011	5/15	H	W, 7-3
2013	5/3	H	L, 8-9 [10]
2013	5/4	H	L, 3-14
2013	5/5	H	L, 4-14 [6]

SHAWNEE STATE: 0-1			
YEAR	DATE	SITE	RESULT
2002	5/6	H	L, 7-8 [11]

SIU-EDWARDSVILLE: 0-1			
YEAR	DATE	SITE	RESULT
1977	3/25	N	L, 8-9 [10]

SOUTH ALABAMA: 0-1			
YEAR	DATE	SITE	RESULT
2016	2/28	N	L, 2-3

SOUTH CAROLINA: 12-26			
YEAR	DATE	SITE	RESULT
1971	3/16	A	L, 6-7
1977	3/22	A	L, 4-9
1984	3/18	A	L, 8-12
1984	3/18	A	L, 2-3 [7]
1984	3/19	A	L, 6-7 [7]
1984	5/12	N	L, 3-4
1985	3/20	A	L, 2-11 [7]
1985	3/20	A	L, 10-11 [7]
1985	3/21	A	L, 3-29 [7]
1985	4/13	H	W, 7-6
1985	4/13	H	W, 7-5 [7]
1985	4/14	H	W, 6-4
1986	3/27	A	L, 3-7 [7]
1986	3/27	A	L, 1-8 [7]
1986	3/28	A	W, 10-6
1986	4/10	H	L, 2-4 [7]
1986	4/10	H	W, 2-1 [7]
1986	4/11	H	L, 4-9
1987	3/28	H	L, 7-11 [7]
1987	3/29	H	L, 4-5 [7]
1987	4/14	A	L, 1-6 [7]
1987	4/14	A	L, 4-5 [7]
1987	4/15	A	L, 11-15
1987	5/16	A	W, 19-4
1988	4/7	H	L, 1-6 [7]
1988	4/7	H	W, 3-1 [7]
1988	5/13	A	L, 5-10
1988	5/14	A	L, 4-10
1988	5/15	A	L, 1-2
1989	4/9	H	W, 6-5 [7]
1989	4/9	H	L, 5-12 [7]
1990	4/7	A	L, 5-8 [7]
1990	4/7	A	L, 4-5
1990	4/8	A	W, 6-4
1990	5/17	N	W, 6-2
1991	3/30	H	W, 12-8
1991	3/30	H	W, 2-1 [7]
1991	3/31	H	L, 6-9 [7]

SOUTH FLORIDA: 29-50			
YEAR	DATE	SITE	RESULT
1996	4/12	H	L, 6-14
1996	4/13	H	L, 3-6
1996	4/14	H	L, 2-20
1997	4/11	A	L, 1-7
1997	4/12	A	L, 4-14
1997	4/13	A	L, 3-17
1998	5/1	H	W, 7-5
1998	5/2	H	L, 7-9
1998	5/3	H	L, 5-7
1999	4/23	A	L, 4-5
1999	4/24	A	W, 18-5
1999	4/25	A	L, 8-9
2000	4/22	H	L, 3-6
2000	4/22	H	L, 7-9 [16]
2000	4/23	H	L, 10-14
2001	4/6	A	L, 4-8
2001	4/7	A	W, 11-5
2001	4/8	A	L, 5-7
2002	4/12	H	W, 13-12 [10]
2002	4/13	H	L, 5-7
2002	4/14	H	W, 11-1 [8]
2003	4/18	A	W, 10-3
2003	4/19	A	L, 0-4
2003	4/20	A	L, 1-4
2004	3/19	A	L, 5-15
2004	3/20	A	L, 10-18
2004	3/21	A	L, 2-14 [7]
2005	5/19	A	L, 1-9
2005	5/20	A	L, 2-6
2005	5/21	A	L, 8-18 [8]
2006	4/1	H	W, 9-4
2006	4/1	H	W, 7-4
2006	4/2	H	W, 11-10
2008	3/21	H	L, 10-14
2008	3/22	H	W, 6-1 [7]
2008	3/22	H	W, 5-4
2008	5/21	N	W, 11-1 [7]

2008	5/23	N	W, 13-2 [7]
2009	5/1	A	L, 2-8
2009	5/2	A	W, 4-2
2009	5/3	A	L, 5-8
2010	4/1	H	W, 4-3
2010	4/2	H	L, 0-5
2010	4/3	H	L, 3-6
2012	4/5	H	L, 2-8
2012	4/6	H	L, 2-3 [12]
2012	4/7	H	L, 5-8
2013	3/22	A	L, 3-8
2013	3/23	A	L, 4-8
2013	3/24	A	L, 5-8
2014	3/28	H	L, 1-2
2014	3/30	H	W, 3-2 [7]
2014	3/30	H	L, 6-7
2015	3/27	A	L, 4-8
2015	3/28	A	L, 3-4 [11]
2015	3/29	A	L, 4-15 [7]
2016	4/1	H	L, 3-5
2016	4/2	H	W, 3-2
2016	4/3	H	W, 4-3 [14]
2017	4/13		

OPPONENT BY OPPONENT RESULTS

TENNESSEE: 5-22

YEAR	DATE	SITE	RESULT
1906	4/21	A	L, 10-16
1921	3/19	A	W, 7-6
1922	5/17	H	L, 4-9
1955	4/15	A	L, 1-5
1955	4/15	A	W, 5-4
1958	4/16	A	W, 7-0
1958	4/16	A	L, 6-17 (7)
1976	3/22	N	W, 4-3 (8)
1976	3/25	N	L, 5-9
1986	3/8	A	L, 5-7 (7)
1986	3/8	A	L, 0-4 (7)
1986	3/9	A	L, 9-15
1999	3/23	A	L, 1-5
1999	3/24	A	L, 10-13
2000	3/21	A	L, 2-5
2000	3/22	A	L, 3-5
2001	3/21	A	L, 7-15
2002	3/19	A	L, 4-5
2002	3/20	A	L, 5-8
2015	3/25	A	L, 0-7
2016	3/2	A	L, 1-7
2017	3/10	A	W, 2-1
2017	3/11	A	L, 1-2
2017	3/11	A	L, 2-6
2018	3/9	H	L, 2-3 (12)
2018	3/10	H	L, 5-7
2018	3/11	H	L, 1-2

TENNESSEE TECH: 2-0

YEAR	DATE	SITE	RESULT
1958	4/14	A	W, 3-0 (7)
1958	4/14	A	W, 6-5 (7)

TEXAS: 1-0

YEAR	DATE	SITE	RESULT
2024	5/22	N	W, 8-7

TEXAS TECH: 1-0

YEAR	DATE	SITE	RESULT
2024	5/23	N	L, 5-10

TCU: 5-10

YEAR	DATE	SITE	RESULT
2002	5/10	A	L, 4-8
2002	5/11	A	L, 4-6
2002	5/12	A	L, 1-6
2003	4/25	H	L, 0-3
2003	4/26	H	L, 0-7
2003	4/27	H	L, 6-12
2004	4/9	A	L, 2-13
2004	4/10	A	L, 3-10
2004	4/11	A	W, 7-6
2005	5/6	H	L, 0-11
2005	5/7	H	W, 4-3
2005	5/8	H	L, 13-15
2024	4/5	H	W, 4-2
2024	4/6	H	W, 6-2
2024	4/7	H	W, 13-2 (7)

THOMAS MORE: 31-7

YEAR	DATE	SITE	RESULT
1962	4/10	H	W, 9-0
1962	4/26	H	W, 11-2
1963	4/9	H	W, 6-4
1963	5/6	H	W, 13-1
1964	4/14	H	L, 1-3
1965	4/13	H	W, 11-1
1965	5/13	H	W, 20-1
1968	4/24	H	W, 1-0
1968	5/7	H	W, 11-2
1969	4/8	H	W, 10-0
1969	4/30	H	W, 5-1
1970	4/27	H	W, 5-4 (7)
1970	4/27	H	L, 0-11 (7)
1971	3/31	H	W, 6-4
1971	4/16	H	W, 7-3
1972	4/14	H	W, 8-5
1972	5/3	H	L, 3-8
1973	3/27	H	W, 5-1
1973	5/3	H	W, 4-0
1974	4/5	H	L, 2-3
1974	4/26	H	W, 5-3

1975	4/1	H	W, 5-1 (7)
1975	4/1	H	L, 3-5 (7)
1975	4/28	H	W, 6-0
1976	4/13	H	W, 11-0
1976	4/27	H	W, 12-3
1977	4/23	H	W, 10-0 (7)
1977	4/23	H	W, 9-2 (7)
1978	4/4	H	W, 14-8
1978	4/26	H	W, 22-1 (7)
1978	4/26	H	W, 20-0 (7)
1981	3/27	H	W, 2-1 (7)
1981	3/27	H	L, 1-5 (7)
1995	4/14	H	W, 3-1
1999	5/12	H	W, 12-5 (7)
1999	5/12	H	W, 3-2 (7)
2013	4/24	H	W, 5-4

TOLEDO: 25-20-1

YEAR	DATE	SITE	RESULT
1952	5/28	A	W, 3-0
1952	5/28	A	L, 7-8
1953	5/15	H	W, 1-0
1953	5/16	H	W, 5-0
1954	4/22	H	W, 5-4
1963	4/13	H	L, 7-8
1965	4/2	H	W, 7-1
1965	4/2	H	W, 5-3
1966	4/1	H	W, 11-9
1966	4/2	H	L, 6-8
1966	4/2	H	L, 9-11 (5)
1967	3/31	H	L, 2-8 (7)
1967	3/31	H	W, 5-1 (7)
1968	3/29	H	L, 0-4 (7)
1968	3/29	H	T, 2-2 (11)
1969	4/4	H	W, 7-0
1970	4/4	A	L, 3-4 (10)
1970	4/4	A	W, 4-2 (7)
1971	4/2	H	W, 14-0
1971	4/3	H	W, 4-1
1971	4/3	H	W, 8-1 (7)
1973	4/6	H	W, 7-5
1973	4/7	H	W, 8-5 (7)
1976	4/19	A	L, 4-17
1977	5/3	H	L, 3-4 (7)
1977	5/3	H	L, 0-8 (7)
1983	4/11	H	L, 2-4 (12)
1983	4/11	H	L, 2-5 (7)
1994	3/23	H	L, 0-15
2000	4/19	H	W, 18-17
2001	5/2	A	L, 11-19
2005	3/23	H	W, 10-4
2007	3/21	H	L, 5-7
2008	3/25	H	W, 7-3
2010	3/19	H	W, 5-4
2010	3/20	H	L, 2-15
2010	3/20	H	L, 1-2
2011	3/23	H	L, 5-7
2013	4/3	H	W, 9-7
2014	5/7	H	W, 12-7
2015	3/14	H	L, 5-8 (11)
2015	3/14	H	W, 5-3
2015	3/15	H	W, 11-2
2018	3/16	H	W, 5-4
2018	3/17	H	L, 7-13
2018	3/18	H	W, 9-8

TRANSYLVANIA: 2-7-1

YEAR	DATE	SITE	RESULT
1893	5/26	A	T, 0-0
1893	5/27	A	L, 2-13 (8)
1895	4/19	A	L, 4-10
1895	4/20	A	W, 18-4
1903	5/7	H	L, 6-18
1904	4/21	A	L, 8-21
1909	4/15	A	L, 1-4
1912	4/29	A	L, 4-18
1913	4/25	A	L, 11-13
1913	5/16	H	W, 11-1

TREVECCA NAZARENE: 1-0

YEAR	DATE	SITE	RESULT
1990	3/19	A	W, 10-3

TULANE: 22-48

YEAR	DATE	SITE	RESULT
1976	5/14	N	L, 1-4
1978	3/25	A	L, 3-13
1978	3/26	A	L, 6-12 (7)
1978	3/26	A	L, 0-3 (7)
1978	5/12	N	W, 17-12 (11)
1980	5/9	N	L, 3-10
1990	4/14	H	W, 6-4
1990	4/15	H	W, 4-2 (7)
1990	4/15	H	W, 16-7 (7)
1991	4/6	A	L, 6-16
1991	4/6	A	L, 2-3 (8)
1991	4/7	A	L, 8-13
1996	4/5	H	L, 1-5
1996	4/6	H	L, 4-6 (10)
1996	4/7	H	L, 4-8
1997	4/18	A	L, 5-7
1997	4/19	A	L, 0-12
1997	4/20	A	L, 5-7
1997	5/14	A	L, 0-10
1998	4/3	H	L, 5-14
1998	4/4	H	L, 6-13
1998	4/5	H	L, 2-14 (7)
1999	3/26	A	L, 2-4
1999	3/27	A	L, 7-8
1999	3/28	A	L, 2-20 (7)
1999	5/19	N	L, 5-10
2000	3/31	H	L, 9-10 (10)
2000	4/1	H	L, 6-15
2000	4/2	H	L, 5-12
2001	3/23	A	L, 6-14
2001	3/24	A	L, 6-9
2001	3/25	A	L, 2-5
2001	5/17	N	L, 7-9
2002	4/26	H	W, 6-3
2002	4/27	H	L, 5-11
2002	4/28	H	W, 11-1 (8)
2003	5/2	A	L, 4-5
2003	5/3	A	L, 6-7
2003	5/4	A	L, 2-10
2004	4/2	H	L, 5-10
2004	4/3	H	L, 1-10
2004	4/4	H	W, 12-4
2015	4/24	H	L, 0-4
2015	4/25	H	L, 6-8
2015	4/26	H	L, 5-9
2016	4/15	A	W, 2-1
2016	4/16	A	L, 0-1
2016	4/17	A	W, 7-4
2017	4/7	H	L, 8-16
2017	4/8	H	L, 2-6
2017	4/9	H	W, 11-1 (7)
2018	3/23	A	L, 3-5
2018	3/24	A	L, 7-8
2018	3/25	A	W, 1-0
2019	3/29	H	L, 4-19
2019	3/29	H	L, 1-8
2019	3/31	H	W, 7-6
2019	5/23	N	W, 8-4
2021	5/20	H	W, 10-6
2021	5/20	H	W, 11-8
2021	5/21	H	W, 11-1 (7)
2021	5/22	H	W, 13-12
2022	5/6	A	W, 3-2 (11)
2022	5/7	A	L, 3-4
2022	5/8	A	W, 8-7
2022	5/24	N	W, 8-1
2022	5/27	N	L, 5-13
2023	4/21	H	W, 12-9
2023	4/22	H	L, 3-10
2023	4/23	H	W, 12-1 (7)

TULSA: 3-4

YEAR	DATE	SITE	RESULT
1961	5/19	H	W, 1-0
1961	5/19	H	W, 2-0 (7)
1969	5/16	A	W, 3-2
1969	5/17	A	L, 0-11 (7)
1969	5/17	A	L, 9-10
1970	5/15	H	L, 1-5
1970	5/16	H	L, 1-2 (7)

UAB: 20-38

YEAR	DATE	SITE	RESULT
1992	4/11	A	L, 4-5
1992	4/11	A	L, 0-2 (7)
1992	4/12	A	L, 2-11
1992	4/25	H	L, 3-4
1992	4/25	H	L, 1-3 (7)
1992	4/26	H	L, 1-4 (10)
1992	5/13	A	W, 2-1
1992	5/14	A	L, 5-12
1992	5/15	A	L, 5-10
1993	4/10	A	L, 3-9
1993	4/10	A	L, 1-14 (7)
1993	4/11	A	L, 4-9
1993	4/24	H	W, 26-8
1993	4/24	H	L, 7-11 (7)
1993	4/25	H	L, 5-10
1993	5/15	N	L, 1-7
1994	4/9	A	L, 5-10 (6)
1994	4/9	A	L, 1-20 (7)
1994	4/10	A	W, 13-1
1994	5/14	H	L, 5-8
1994	5/14	H	L, 6-7 (7)
1994	5/15	H	W, 7-5
1994	5/20	H	L, 2-5
1995	5/6	A	W, 10-8
1995	5/6	A	W, 7-4 (7)
1995	5/7	A	W, 8-5
1995	5/14	H	W, 2-1
1995	5/14	H	W, 3-2 (7)
1996	3/29	A	L, 2-4
1996	3/30	A	L, 1-13
1996	3/31	A	L, 2-12 (6)
1997	4/25	H	L, 2-9
1997	4/26	H	L, 9-17
1997	4/27	H	L, 8-14
1998	3/27	A	L, 8-21
1998	3/28	A	L, 8-20
1998	3/29	A	L, 7-12
1999	3/19	H	L, 2-8
1999	3/20	H	W, 9-3
1999	3/21	H	L, 7-11
1999	5/18	N	W, 8-7
2000	5/5	A	W, 10-8
2000	5/6	A	L, 2-3
2000	5/7	A	L, 11-12
2000	5/18	N	W, 9-4
2000	5/20	N	W, 15-6
2001	4/13	H	W, 11-5
2001	4/14	H	W, 14-3
2001	4/15	H	W, 9-8 (11)
2003	3/14	A	L, 4-5
2003	3/15	A	W, 6-4
2003	3/16	A	L, 3-10
2004	5/20	H	L, 3-14
2004	5/21	H	L, 6-12
2004	5/22	H	W, 7-4
2005	4/22	A	L, 2-5
2005	4/23	A	L, 3-4
2005	4/24	A	W, 1-0

UCF: 15-21

YEAR	DATE	SITE	RESULT
2014	3/21	A	L, 1-7
2014	3/22	A	L, 4-7
2014	3/23	A	L, 1-5
2015	4/2	H	W, 4-1
2015	4/3	H	W, 5-3
2015	4/4	H	L, 1-2
2016	5/6	A	L, 7-8
2016	5/7	A	L, 1-12
2016	5/8	A	W, 4-2
2016	5/25	N	L, 6-7 (10)
2017	5/12	H	L, 2-16
2017	5/13	H	L, 1-3
2017	5/14	H	W, 8-5
2018	4/13	A	L, 4-5
2018	4/14	A	L, 2-11
2018	4/15	A	W, 9-6
2019	4/12	H	L, 0-15 (8)
2019	4/13	H	W, 8-3
2019	4/13	H	W, 7-6
2019	5/25	N	W, 10-6
2021	4/9	H	L, 6-8

2021	4/9	H</
------	-----	-----

OPPONENT BY OPPONENT RESULTS

USC AIKEN: 1-1

YEAR	DATE	SITE	RESULT
1986	3/25	A	L, 11-15 [10]
1986	3/25	A	W, 21-7

USC UPSTATE: 0-2

YEAR	DATE	SITE	RESULT
2022	3/14	A	L, 3-8
2023	3/16	A	L, 1-6

UT MARTIN: 3-1

YEAR	DATE	SITE	RESULT
2018	3/2	H	W, 6-1
2018	3/3	H	W, 4-3
2018	3/3	H	L, 5-7 [11]
2018	3/4	H	W, 6-3

VALDOSTA STATE: 1-0

YEAR	DATE	SITE	RESULT
1971	3/23	A	W, 5-2

VALPARAISO: 1-0

YEAR	DATE	SITE	RESULT
1985	3/2	H	W, 5-2

WISCONSIN: 0-2

YEAR	DATE	SITE	RESULT
1976	3/25	N	L, 2-4 [7]
1976	3/26	N	L, 5-7

VANDERBILT: 1-12

YEAR	DATE	SITE	RESULT
1905	5/23	A	L, 0-4
1905	5/24	A	L, 4-13
1988	3/22	A	L, 5-11 [7]
1988	3/22	A	L, 6-7 [7]
1990	3/20	A	L, 3-10
1990	3/21	A	L, 5-13
2003	2/21	A	L, 4-5
2003	2/23	A	L, 1-3
2003	2/23	A	W, 7-2
2004	3/6	A	L, 2-8
2004	3/6	A	L, 1-9
2004	3/7	A	L, 2-11

VCU: 1-1

YEAR	DATE	SITE	RESULT
2003	3/25	A	L, 6-9
2003	3/26	A	W, 4-1

VILLANOVA: 13-8

YEAR	DATE	SITE	RESULT
2006	5/5	A	L, 6-7 [11]
2006	5/6	A	W, 5-1
2006	5/7	A	L, 2-5
2007	4/27	H	W, 13-4
2007	4/28	H	L, 7-8
2007	4/29	H	L, 2-7
2009	4/24	H	W, 16-2
2009	4/25	H	W, 9-8 [10]
2009	4/26	H	W, 4-3
2010	3/26	A	L, 2-5
2010	3/27	A	L, 0-3
2010	3/28	A	W, 4-3
2011	4/21	H	W, 7-1
2011	4/21	H	W, 10-4
2011	4/22	H	W, 3-2
2012	5/11	A	W, 5-2
2012	5/12	A	L, 3-7
2012	5/13	A	W, 7-3
2013	4/19	H	W, 5-1
2013	4/20	H	W, 4-0
2013	4/21	H	L, 4-12

VIRGINIA TECH: 14-39

YEAR	DATE	SITE	RESULT
1979	4/29	H	L, 6-8 [7]
1979	4/29	H	W, 5-1 [7]
1979	4/30	H	W, 2-1
1980	5/8	N	L, 6-10
1981	4/10	H	L, 3-9 [7]
1981	4/10	H	L, 0-15 [7]
1981	4/11	H	L, 5-11
1981	5/15	N	L, 10-24

1982	4/9	A	L, 8-10
1982	4/10	A	L, 3-11 [7]
1982	4/10	A	W, 4-3 [7]
1982	5/14	N	L, 8-17
1983	5/12	N	W, 9-7 [10]
1984	4/13	A	L, 2-5
1984	4/14	A	L, 0-4 [8]
1984	4/15	A	L, 5-15
1985	4/6	A	L, 7-9 [7]
1985	4/6	A	L, 5-10 [7]
1985	4/7	A	L, 2-13
1985	4/20	H	L, 7-9 [7]
1985	4/20	H	L, 3-5 [7]
1985	4/21	H	W, 12-9
1986	4/12	H	L, 4-10 [7]
1986	4/12	H	W, 11-7 [7]
1986	4/13	H	L, 7-11
1986	4/19	A	L, 3-13 [7]
1986	4/19	A	L, 6-7 [7]
1986	4/20	A	W, 9-5 [6]
1986	5/8	N	W, 6-5
1987	4/11	A	L, 1-11 [7]
1987	4/11	A	W, 13-1 [7]
1987	4/18	H	W 2-1 [7]
1987	4/18	H	L, 0-16 [7]
1987	4/19	H	L, 1-4
1987	5/13	N	L, 1-2
1988	4/23	H	L, 4-6 [7]
1988	4/23	H	W, 8-2 [7]
1988	4/24	H	W, 2-1 [10]
1988	4/30	A	L, 1-9 [7]
1988	4/30	A	L, 9-16 [7]
1988	5/1	A	W, 5-3
1988	5/18	N	L, 1-8
1989	3/25	A	L, 1-9 [7]
1989	3/25	A	L, 2-6 [7]
1989	3/26	A	L, 4-11
1989	5/17	N	L, 0-8
1990	5/19	N	L, 2-3
1991	3/23	A	L, 11-14
1991	3/24	A	L, 6-14
1991	3/25	A	L, 12-16
1991	5/16	A	W, 10-4
2014	2/28	A	L, 1-4
2014	3/2	A	L, 6-9

WAKE FOREST: 2-6

YEAR	DATE	SITE	RESULT
2002	2/22	A	L, 2-3
2002	2/23	A	L, 1-6
2002	2/24	A	L, 5-9
2005	2/25	A	L, 9-10 [12]
2005	2/26	A	L, 7-11
2005	2/27	A	W, 5-2
2012	2/25	A	L, 0-7
2014	2/21	A	W, 5-0

WASHINGTON & JEFFERSON: 0-1

YEAR	DATE	SITE	RESULT
1903	5/16	H	L, 3-7

WAYNE STATE: 5-3

YEAR	DATE	SITE	RESULT
1946	4/13	H	W, 8-6
1947	5/30	A	L, 7-9
1947	5/20	A	L, 4-5
1952	4/17	H	W, 3-2
1953	4/10	H	W, 17-5
1954	4/23	H	W, 11-2
1955	4/23	H	L, 3-8
1956	5/5	H	W, 10-1

WEST VIRGINIA: 19-19

YEAR	DATE	SITE	RESULT
1908	4/21	A	L, 0-10
1908	4/23	A	L, 1-7
1930	5/15	H	W, 4-2
1986	3/23	H	W, 10-7 [7]
1986	3/23	H	L, 3-14 [7]
1987	3/21	A	W, 11-8 [7]
1987	3/21	A	W, 8-0 [7]
1987	3/22	A	L, 6-12 [7]
1987	3/22	A	W, 5-1 [7]
1991	4/2	H	W, 22-4 [7]

1991	4/2	H	W, 9-5 [7]
1992	3/25	A	W, 7-0 [7]
1992	3/25	A	L, 4-8 [7]
1993	4/21	H	L, 0-5 [7]
1993	4/21	H	L, 6-8 [7]
1994	4/5	A	L, 2-3 [7]
1994	4/5	A	L, 2-3 [7]
2006	5/13	H	L, 1-9
2006	5/13	H	L, 12-13
2006	5/14	H	L, 1-10
2007	4/13	A	L, 4-16
2007	4/14	A	W, 11-8
2008	5/16	H	W, 14-5
2008	5/16	H	W, 9-1
2008	5/17	H	W, 14-9
2008	5/20	N	W, 11-5
2009	5/9	A	L, 9-15
2009	5/9	A	L, 2-9
2009	5/10	A	L, 3-18
2010	4/30	H	W, 9-3
2010	4/30	H	W, 5-2
2010	5/1	H	W, 5-4
2011	5/7	A	W, 9-4
2011	5/7	A	L, 4-11
2011	5/8	A	L, 7-14
2024	5/3	H	L, 4-5
2024	5/4	H	W, 10-4
2024	5/5	H	W, 8-2

WEST VIRGINIA WESLEYAN: 0-1

YEAR	DATE	SITE	RESULT
1992	3/26	A	L, 4-5

WESTERN CAROLINA: 3-1

YEAR	DATE	SITE	RESULT
2013	2/24	N	W, 7-6 [10]
2016	5/17	H	W, 3-1
2017	5/10	H	W, 9-4
2022	3/13	N	L, 6-8

WESTERN ILLINOIS: 1-1

YEAR	DATE	SITE	RESULT
2024	3/12	H	L, 11-12
2024	3/13	H	W, 8-3

WESTERN KENTUCKY: 2-7

YEAR	DATE	SITE	RESULT
1937	4/17	H	W, 10-6
1990	3/22	A	L, 6-7
1998	3/1	A	L, 1-6
1999	2/26	A	L, 0-10
1999	2/28	A	L, 10-13
2016	2/28	N	L, 2-5
2021	2/26	A	L, 4-5 [12]
2021	2/27	A	L, 4-5
2021	2/27	A	W, 11-3

WESTERN MICHIGAN: 14-11

YEAR	DATE	SITE	RESULT
1930	5/26	A	W, 4-1
1949	4/19	H	L, 6-13
1949	4/19	H	L, 0-4 [10]
1950	5/5	A	L, 8-13
1950	5/6	A	L, 4-26
1952	5/19	A	L, 2-9
1961	5/30	N	L, 1-8
1970	4/13	A	L, 2-9
1972	4/25	H	W, 2-1
1974	4/29	H	W, 8-1
1976	4/28	H	L, 2-7
2008	3/13	H	L, 2-6
2008	3/14	H	W, 6-1
2008	3/14	H	W, 14-10
2008	3/15	H	W, 4-3
2011	3/18	H	W, 3-2
2011	3/19	H	L, 1-2
2011	3/19	H	W, 8-6
2011	3/20	H	W, 4-3
2013	3/15	H	W, 11-1
2013	3/16	H	W, 3-1
2013	3/16	H	L, 4-8
2021	3/12	H	W, 5-1
2021	3/13	H	W, 7-5
2021	3/14	H	W, 5-4

WICHITA STATE: 12-4

YEAR	DATE	SITE	RESULT
2018	5/4	A	W, 8-2
2018	5/5	A	L, 1-9
2018	5/6	A	W, 5-1
2019	4/26	H	W, 5-1
2019	4/27	H	W, 11-9
2019	4/28	H	W, 10-4
2021	4/23	H	W, 6-0
2021	4/23	H	W, 12-2 [7]
2021	4/24	H	L, 1-6
2021	4/25	H	W, 6-5
2022	4/14	A	W, 9-5
2022	4/15	A	W, 7-5 [14]
2022	4/16	A	W, 4-0
2023	3/31	H	L, 1-2
2023	4/1	H	L, 6-10
2023	4/2	H	W, 9-8

WILMINGTON: 18-4

YEAR	DATE	SITE	RESULT
1908	5/13	H	W, 14-4
1940	5/18	H	W, 7-5
1941	4/28	A	W, 13-3
1946	4/19	H	W, 18-0
1948	4/20	A	W, 7-6
1978	3/30	A	W, 7-2 [7]
1978	3/30	A	W, 12-5 [7]
1980	4/9	H	W, 5-1 [7]
1980	4/9	H	W, 15-3 [7]
1984	4/27	H	W, 7-1 [7]
1984	4/27	H	W, 9-4 [7]
1985	4/25	A	L, 4-7 [7]
1985	4/25	A	L, 6-7 [7]
1987	3/26	H	W, 6-1 [7]
1987	3/26	H	L, 0-3 [7]
1988	3/30	A	W, 10-0 [5]
1988	3/30	A	L, 8-9 [7]
1990	4/16	A	W, 15-1 [5]
1990	4/16	A	W, 10-0 [6]
1992	4/30	H	W, 8-0 [7]
1992	4/30	H	W, 10-0 [5]
1997	4/24	H	W, 9-8

WINTHROP: 2-4

YEAR	DATE	SITE	RESULT
2003	2/14	A	L, 4-6
2003	2/14	A	L, 2-4 [7]
2003	2/15	A	W, 5-3
2003	2/15	A	L, 4-5
2023	3/14	A	W, 3-1
2023	3/15	A	L, 3-13

WITTENBERG: 20-4

YEAR	DATE	SITE	RESULT
1893	5/20	A	L, 4-6
1894	6/9	A	L, 13-20
1896	5/13	A	L, 7-14
1910	5/5	A	W, 19-0
1922	5/6	H	W, 11-4
1923	5/19	H	W, 3-1
1924	4/26	H	W, 16-6
1925	5/8	H	W, 10-2
1926	4/28	H	W, 15-2
1926	5/19	A	W, 8-6 [11]
1927	5/9	A	W, 5-2
1927	5/19	H	W, 10-2
1928	4/25	H	W, 7-8 [10]
1928	5/12	A	W, 5-2
1929	4/20	H	W, 5-0
1929	5/3	A	W, 5-3
1933	4/29	H	L, 4-5
1933	5/27	H	W, 2-1
1934	4/19	A	W, 10-6
1934	5/19	H	W, 10-2
1935	5/4	A	W, 3-2
1935	5/28	H	W, 6-5
1955	4/30	A	W, 18-1
1956	4/29	H	W, 15-9

WOFFORD: 10-3

YEAR	DATE	SITE	RESULT
1989	3/19	A	W, 7-2
1999	2/20	A	W, 8-3 [7]

1999	2/21	A	W, 12-11
2000	2/19	A	W, 3-2 [7]
2000	2/19	A	W, 4-1 [7]
2000	2/20	A	W, 6-5 [7]
2000	2/20	A	W, 4-3 [8]
2001	2/16	A	W, 6-4

WRIGHT STATE: CONTINUED...

YEAR	DATE	SITE	RESULT
2010	4/13	N	W, 6-5
2010	5/4	H	L, 3-9
2010	5/5	A	W, 17-10
2011	4/13	H	W, 7-4
2011	5/4	H	L, 5-6
2012	4/10	H	L, 2-3
2012	5/2	H	L, 1-10
2013	4/2	A	W, 6-2
2013	4/10	H	L, 16-19
2014	3/18	H	W, 12-3
2014	4/8	N	W, 8-7
2015	3/31	A	L, 3-5
2015	4/15	H	L, 9-15
2016	4/5	H	L, 5-7 [10]
2016	4/12	N	L, 1-6
2017	4/19	H	W, 4-2
2017	5/2	A	W, 11-8
2018	3/15	A	L, 8-14
2018	4/3	H	L, 1-5 [7]
2018	4/10	N	W, 11-1
2019	3/12	H	L, 3-8
2019	3/19	A	L, 4-10
2022	4/6	H	W, 7-4
2023	4/4	N	L, 6-7

XAVIER: 101-65-2

YEAR	DATE	SITE	RESULT
1906	5/14	A	W, 10-2
1914	5/2	H	T, 2-2 [11]
1947	5/16	A	W, 6-3
1947	5/27	H	W, 5-1
1948	5/14	H	W, 2-0
1948	5/25	A	W, 5-1
1949	5/12	A	W, 10-7
1949	5/17	H	L, 3-4
1950	5/19	A	W, 3-2
1950	5/24	H	W, 5-3
1951	4/27	H	W, 10-7
1951	5/15	A	L, 4-15
1952	4/29	H	L 10-14
1952	5/16	A	L, 2-11
1953	4/25	H	W, 7-6
1954	5/12	A	W, 8-1
1954	5/17	H	L, 2-5
1955	5/4	A	W, 5-1
1956	4/28	A	W, 4-1
1956	5/13	A	W, 3-0
1957	5/10	H	W, 8-3
1958	5/12	H	W, 10-3
1959	5/12	H	W, 2-1
1959	5/16	A	W, 11-3
1960	5/18	A	L, 4-10
1961	5/2	H	W, 11-0
1962	5/3	A	W, 5-4
1962	5/18	H	W, 9-1
1963	5/4	A	L, 3-4
1963	5/18	H	W, 4-0
1964	4/13	H	L, 11-12
1964	5/16	A	L, 1-2
1965	4/26	H	W, 9-2
1965	5/15	A	W, 12-10
1966	4/4	H	L, 2-5
1966	5/19	A	W, 11-2
1967	4/18	H	L, 2-3
1967	5/13	A	W, 6-0
1968	4/29	H	L, 7-13
1968	5/13	A	W, 1-0
1969	4/15	H	W, 5-3
1969	5/7	N	W, 1-0
1970	4/22	H	T, 8-8 [12]
1970	5/6	A	W, 5-2
1970	5/11	A	W, 5-3
1971	4/23	A	W, 3-1
1971	4/30	H	W, 5-0
1972	5/1	H	W, 4-3 [7]
1972	5/19	A	L, 7-8
1973	5/2	H	L, 0-1
1974	4/12	N	W, 13-12 [7]
1974	4/21	H	W, 8-4
1974	5/5	A	W, 2-1
1975	4/19	A	L, 0-1 [7]
1975	4/19	A	L, 0-4 [7]

1976	4/8	N	W, 3-1
1976	5/2	H	L, 6-7 [11]
1977	4/8	N	W, 7-2
1977	4/9	A	W, 7-3 [7]
1977	4/9	A	W, 2-1 [8]
1978	4/6	N	L, 2-6 [7]
1978	4/8	N	L, 1-2 [7]
1978	5/6	H	W, 11-5 [7]
1978	5/6	H	L, 1-4 [7]
1979	4/20	H	W, 8-7
1980	4/25	H	L, 5-7
1980	5/1	A	W, 12-9
1982	4/27	H	L, 1-5 [7]
1982	4/27	H	L, 6-7 [8]
1983	3/20	A	W, 6-4
1984	5/5	N	W, 8-2
1985	3/27	H	W, 15-7
1985	4/11	A	L, 4-7
1986	4/2	H	W, 9-6
1986	5/1	A	L, 2-14
1987	4/30	H	W, 6-5
1987	5/1	A	L, 3-7
1988	4/19	A	W, 10-4
1988	4/20	H	W, 3-1
1989	4/19	H	W, 10-5
1989	4/20	A	L, 7-12
1990	4/18	H	W, 7-0
1991	4/16	H	W, 12-2
1991	4/17	A	W, 6-5
1992	4/14	H	W, 17-4
1992	4/16	A	L, 4-5
1993	4/13	A	W, 22-14
1993	4/27	H	W, 6-3
1994	4/16	H	W, 6-5
1994	4/16	H	L, 4-5 [7]
1994	4/17	A	L, 0-6 [7]
1994	4/17	A	W, 13-11 [7]
1995	3/22	A	W, 10-7
1996	4/9	A	L, 4-7
1996	5/7	H	W, 6-5
1997	3/12	A	L, 3-8
1997	3/26	H	W, 7-3
1997	4/8	H	L, 1-17
1997	4/23	A	L, 4-6
1998	4/22	A	L, 5-6 [7]
1998	4/22	A	W, 4-3 [7]
1999	3/17	H	L, 5-8
1999	4/14	A	W, 4-0 [7]
1999	4/14	A	L, 6-11 [7]
2000	3/8	H	W, 8-3
2000	4/12	A	W, 6-2
2001	3/7	H	W, 19-3
2001	4/11	A	L, 0-4
2002	3/6	H	W, 15-12
2002	4/10	A	W, 12-1
2003	4/29	A	W, 21-8
2003	4/30	A	L, 7-10
2004	2/28	A	L, 5-6 [7]
2004	2/28	A	W, 6-2 [7]
2004	2/29	A	L, 1-4
2004	4/14	A	W, 9-3
2005	3/13	H	W, 6-0
2005	4/13	A	W, 10-5
2005	5/11	H	W, 9-2
2006	4/17	H	L, 10-11
2006	4/25	H	W, 8-6
2007	3/20	A	L, 0-1
2007	4/24	H	L, 5-9
2008	4/21	H	W, 6-4 [11]
2008	4/29	A	W, 13-7
2008	4/30	H	W, 9-3
2009	3/11	H	W, 7-4
2009	4/14	H	L, 8-12
2009	4/28	A	L, 9-10
2009	4/29	H	W, 19-3
2010	4/27	A	L, 4-10
2010	4/28	H	W, 8-5
2011	4/12	H	W, 6-5
2011	4/26	N	W, 7-5 [10]
2012	4/11	N	L, 2-4
2012	4/24	A	L, 1-4
2012	4/25	H	L, 4-7 [10]
2013	4/9	H	W, 7-6
2013	5/7	A	W, 5-3

2013	5/8	H	W, 10-2
2014	4/15	H	W, 2-0
2014	4/30	A	L, 3-6
2015	4/14	H	W, 4-0
2015	4/22	A	W, 8-5
2015	5/12	H	L, 1-5
2016	3/25	H	W, 4-0
2016	3/25	H	W, 9-2
2016	3/26	A	L, 0-4
2016	4/13	N	L, 5-8
2017	4/18	H	L, 1-9
2017	5/9	H	W, 10-8
2017	5/16	A	L, 1-7
2018	4/18	H	W, 10-7
2018	5/8	A	W, 6-1
2019	4/9	H	W, 2-1
2019	5/16	H	L, 2-11
2019	5/17	N	W, 10-4
2019	5/18	N	L, 2-10
2021	3/19	H	L, 1-2
2021	3/20	A	W, 22-7
2021	3/21	A	L, 8-16
2021	3/22	H	W, 7-2
2022	3/25	H	L, 7-8
2022	3/27	A	L, 7-8
2022	3/28	N	L, 5-6
2022	3/30	H	L, 6-10
2023	3/22	A	W, 19-6
2023	5/9	H	W, 8-7
2024	2/27	A	L, 9-11
2024	4/9	N	W, 5-2
2024	4/17	H	L, 4-6

YOUNGSTOWN STATE: 15-7

YEAR	DATE	SITE	RESULT
1987	5/2	A	W, 10-7 [7]
1987	5/2	A	W, 10-1 [7]
1988	5/10	H	W, 5-4 [7]
1988	5/10	H	L, 6-7 [7]
1989	4/16	A	W, 4-3 [7]
1989	4/16	A	L, 3-8 [7]
1990	5/6	A	W, 2-1 [7]
1990	5/6	A	L, 0-1 [7]
1991	5/8	H	W, 14-8 [7]
1991	5/8	H	L, 6-11 [7]
1999	3/5	H	W, 20-2
1999	3/6	H	W, 10-2
1999	3/7	H	W, 10-0
2008	3/11	H	L, 1-2
2010	3/5	H	W, 15-5
2010	3/6	H	L, 3-5
2010	3/7	H	W, 7-6
2011	3/5	H	W, 13-0 [7]
2011	3/6	H	L, 1-2
2011	3/6	H	W, 11-0 [7]
2014	3/7	H	W, 12-9
2014	3/8	H	W, 1-0

EXHIBITIONS

AIR TRANSPORT COMMAND: 1-1

YEAR	DATE	SITE	RESULT
1945	5/1	H	W, 7-6
1945	5/19	H	L, 4-11

AMERICAN OAK & LEATHER CO: 1-1

YEAR	DATE	SITE	RESULT
1920	5/1	A	W, 7-3
1921	4/2	H	L, 8-10

BAKALAR AIR FORCE BASE: 1-0

YEAR	DATE	SITE	RESULT
1955	5/18	H	W, 12-3

BECKER CLOTHING: 1-0

YEAR	DATE	SITE	RESULT
1927	4/26	H	W, 6-1 (6)

C. M. & L.: 0-1

YEAR	DATE	SITE	RESULT
1923	6/2	H	L, 6-11

CAMP BENNING INFANTRY: 0-1

YEAR	DATE	SITE	RESULT
1921	3/22	A	L, 1-8

CHAMPION FIBRE: 1-0

YEAR	DATE	SITE	RESULT
1923	5/2	H	W, 7-6

CINCINNATI LAW SCHOOL: 1-0

YEAR	DATE	SITE	RESULT
1912	4/24	H	W, 10-1

CINCINNATI REDS: 0-4

YEAR	DATE	SITE	RESULT
1894	3/31	A	L, 1-20
1895	4/3	A	L, 0-25
1900	4/14	A	L, 2-13
1922	4/10	A	WL, 1-19

CINCINNATI STOCK EXCHANGE: 1-0

YEAR	DATE	SITE	RESULT
1926	6/9	H	W, 9-2

COCHRAN'S: 1-0

YEAR	DATE	SITE	RESULT
1895	4/6	A	W, 19-11

COMELLOS: 1-1

YEAR	DATE	SITE	RESULT
1926	6/2	H	L, 6-8
1928	5/24	H	W, 3-2

CULTURAL UNIVERSITY (TAIWAN): 1-0

YEAR	DATE	SITE	RESULT
1997	10/31	N	W, 6-3

EHRMANTRAUTS: 1-0

YEAR	DATE	SITE	RESULT
1923	4/7	H	W, 8-7

FENWICK CLUB: 1-1-1

YEAR	DATE	SITE	RESULT
1921	4/9	H	T, 8-8
1927	5/2	H	L, 5-8 (6)
1929	4/17	H	W, 9-4 (6)

FORT KNOX ARMY: 0-1

YEAR	DATE	SITE	RESULT
1942	4/30	A	L, 3-9

FRENCH-BAUER DAIRY: 0-1

YEAR	DATE	SITE	RESULT
1929	4/23	H	L, 5-8 (6)

FU-JEN UNIVERSITY (TAIWAN): 0-1

YEAR	DATE	SITE	RESULT
1997	11/2	N	L, 2-3

GULF COAST JUNIOR COLLEGE: 0-2-1

YEAR	DATE	SITE	RESULT
1973	3/19	A	L, 0-2 (7)
1973	3/21	A	T, 1-1 (8)
1973	3/22	A	L, 0-3 (7)

HUGHES HIGH SCHOOL: 0-1

YEAR	DATE	SITE	RESULT
1925	5/14	H	T, 2-2 (6)

HUNTINGTON (WV): 1-2

YEAR	DATE	SITE	RESULT
1919	5/30	A	W, 1-0
1919	5/31	A	L, 3-10
1919	6/1	A	L, 1-5

INDIANA: 1-1

YEAR	DATE	SITE	RESULT
2021	10/17	H	L, 16-18
2024	10/5	A	W, 15-8 (18)

JACKSONVILLE NAVAL AIR STATION: 2-0

YEAR	DATE	SITE	RESULT
1953	4/13	A	W, 7-3
1961	4/21	A	W, 7-5

KEESLER AIR FORCE BASE: 0-1

YEAR	DATE	SITE	RESULT
1954	4/13	A	L, 6-7

KEIO UNIVERSITY (JAPAN): 0-1

YEAR	DATE	SITE	RESULT
1911	5/19	N	L, 4-6 (11)

L.B. HARRISON: 1-1

YEAR	DATE	SITE	RESULT
1925	5/31	H	W, 3-2
1927	6/5	H	L, 4-7

LOCKBOURNE AIR FORCE BASE: 1-0

YEAR	DATE	SITE	RESULT
1954	5/14	H	W, 8-5

MEIJI UNIVERSITY (JAPAN): 1-0

YEAR	DATE	SITE	RESULT
1924	5/28	N	W, 7-6

MIAMI (OH): 1-6

YEAR	DATE	SITE	RESULT
1922	6/10	A	W, 7-2
1929	6/8	A	L, 5-9
1930	6/7	A	L, 1-3
1931	6/13	A	L, 0-9
1932	6/11	H	L, 2-7
1938	6/11	A	L, 3-8
2023	10/28	A	L, 2-6 (14)

MIAMI MEDICS: 1-0

YEAR	DATE	SITE	RESULT
1903	4/16	H	W, 18-6

MOUNTAIN VALLEY WATERS: 0-1

YEAR	DATE	SITE	RESULT
1928	6/16	H	L, 5-11

NORTHERN KENTUCKY: 1-0

YEAR	DATE	SITE	RESULT
2021	10/22	H	W, 14-11 (14)

OHIO STATE: 0-1

YEAR	DATE	SITE	RESULT
2022	10/16	A	L, 9-22 (14)

PITTSBURGH: 1-0

YEAR	DATE	SITE	RESULT
2024	10/12	H	W, 15-12 (14)

PROCTER & GAMBLE: 1-0

YEAR	DATE	SITE	RESULT
1920	4/10	A	W, 13-1

SAN DIEGO PADRES: 0-1

YEAR	DATE	SITE	RESULT
1965	3/24	N	L, 1-11

SCHAEPERKLAUS COALS: 1-0

YEAR	DATE	SITE	RESULT
1942	4/18	H	W, 3-1

SHEVLINS: 1-0

YEAR	DATE	SITE	RESULT
1925	6/2	H	W, 9-6

SIEBLER TAILORS: 4-3

YEAR	DATE	SITE	RESULT
1924	4/5	H	W, 11-5
1925	4/4	H	L, 8-13
1925	5/28	H	W, 3-2
1926	4/17	H	W, 13-3
1926	6/12	H	L, 6-8
1927	5/25	H	L, 4-5 (7)
1928	3/31	H	W, 3-2

ST. PAUL SAINTS: 1-0

YEAR	DATE	SITE	RESULT
1905	4/4	N	L, 1-5
1905	4/7	N	L, 3-21 (6)

STUMPS: 0-1

YEAR	DATE	SITE	RESULT
1908	4/9	H	L, 7-8

TAIPEI ATH. COLLEGE (TAIWAN): 0-1

YEAR	DATE	SITE	RESULT
1997	11/1	N	L, 6-7

TAMPA TARPONS: 0-0-1

YEAR	DATE	SITE	RESULT
1976	3/28	A	T, 4-4 (8)

TOWNSEEND-WEST DAIRY: 1-0

YEAR	DATE	SITE	RESULT
1929	5/1	H	W, 6-2 (6)

UC ALUMNI TEAM: 2-2

YEAR	DATE	SITE	RESULT
1923	6/9	H	L, 1-6
1924	6/7	H	W, 5-4
1933	4/22	H	W, 16-4
1934	5/26	H	L, 1-4

UNION PRINTERS #1: 1-0

YEAR	DATE	SITE	RESULT
1942	4/25	H	W, 8-4

NOTRE DAME: 1-0

YEAR	DATE	SITE	RESULT
2022	10/1	A	W, 6-4 (14)

WOODWARD HIGH SCHOOL: 1-0

YEAR	DATE	SITE	RESULT
1905	4/3	H	W, 7-2 (8)

WRIGHT-PATTERSON A.F.B.: 1-0

YEAR	DATE	SITE	RESULT
1954	4/29	H	W, 8-7

Y.M.C.A.: 1-2

YEAR	DATE	SITE	RESULT
1894	5/5	H	L, 8-10
1895	4/13	H	W, 13-5
1895	4/14	H	L, 0-11

XAVIER.: 1-0

YEAR	DATE	SITE	RESULT
2023	10/15	H	W, 24-3 (16)

2025 CINCINNATI BASEBALL

COACHING RECORDS

YEAR	COACH	W	L	T	PCT.
1886	Unknown	2	0	0	
1893	Frank Sanford Brown	0	2	1	.000
1894	Frank Sanford Brown	6	3	0	.666
	2 SEASONS	6	5	1	.500
1895	John M. Thomas Jr.	4	2	0	.666
1896	Ralph Holterhoff	3	6	0	.333
1900	Unknown	2	2	0	
1903	Anthony W. Chez	3	4	0	.428
1904	Anthony W. Chez	6	3	0	.666
	2 SEASONS	9	7	0	.562
1905	Amos Foster	2	3	0	.400
1906	Amos Foster	4	5	0	.444
	2 SEASONS	6	8	0	.428
1907	Ralph Inott	1	4	0	.200
1908	Ralph Inott	2	4	0	.333
1909	Ralph Inott	4	3	0	.571
	3 SEASONS	7	11	0	.388
1910	Ernie Diehl	6	2	1	.666
1911	Joe Monfort	4	5	0	.444
1912	John Binder	1	6	0	.143
1913	Raymond Church	4	2	0	.666
1914	Unknown	1	2	2	
1918	Dr. Jesse F. Williams	4	1	0	.800
1919	Boyd Chambers	1	5	0	.166
1920	Boyd Chambers	8	2	0	.800
1921	Boyd Chambers	8	9	0	.470
1922	Boyd Chambers	9	6	0	.600
1923	Boyd Chambers	8	2	0	.800
1924	Boyd Chambers	6	7	0	.461
1925	Boyd Chambers	7	6	0	.538
1926	Boyd Chambers	7	7	1	.466
1927	Boyd Chambers	9	4	0	.692
1928	Boyd Chambers	9	3	0	.750
	10 SEASONS	80	51	1	.606
1929	Frank "Doc" Rice	12	6	0	.666
1930	Frank "Doc" Rice	11	9	1	.523
1931	Frank "Doc" Rice	3	4	0	.428
1932	Frank "Doc" Rice	5	3	0	.625
	4 SEASONS	31	22	1	.574
1933	Dana M. King	3	6	0	.333
1934	Dana M. King	9	5	0	.642
1935	Dana M. King	6	7	0	.461
1936	Dana M. King	6	8	0	.428
1937	Dana M. King	4	7	0	.363
	5 SEASONS	28	33	0	.455

YEAR	COACH	W	L	T	PCT.
1938	Walter Van Winkle	2	8	0	.200
1939	Walter Van Winkle	3	9	0	.250
	2 SEASONS	5	17	0	.227
1940	Reyman "Bud" Bonar	3	7	0	.300
1941	Joseph A. Meyer	5	7	0	.416
1942	Joseph A. Meyer	4	7	0	.363
1943	Joseph A. Meyer	9	3	0	.750
	3 SEASONS	18	17	0	.514
1945	Vern Ullom	0	3	0	.000
1946	Ray Nolting	6	2	0	.750
1947	Bill Schwarberg	8	8	0	.500
1948	Bill Schwarberg	11	8	0	.579
	2 SEASONS	19	16	0	.542
1949	Reyman "Bud" Bonar	5	10	1	.312
	2 SEASONS	8	17	1	.307
1950	Hank Zureick	8	10	0	.444
1951	Hank Zureick	9	7	0	.562
	2 SEASONS	17	17	0	.500
1952	John Beckel	5	11	0	.312
1953	John Beckel	8	10	0	.444
	2 SEASONS	13	21	0	.382
1954	Ed Jucker	8	6	0	.571
1955	Ed Jucker	12	4	0	.750
1956	Ed Jucker	13	4	0	.764
1957	Ed Jucker	9	3	0	.750
1958	Ed Jucker	17	6	0	.739
1959	Ed Jucker	13	7	0	.650
1960	Ed Jucker	12	8	0	.600
	7 SEASONS	84	38	0	.688
1961	Glenn Sample	18	5	2	.720
1962	Glenn Sample	17	11	0	.607
1963	Glenn Sample	12	18	0	.400
1964	Glenn Sample	10	14	0	.416
1965	Glenn Sample	21	15	0	.583
1966	Glenn Sample	12	14	1	.444
1967	Glenn Sample	19	11	1	.612
1968	Glenn Sample	14	13	1	.500
1969	Glenn Sample	18	14	0	.562
1970	Glenn Sample	15	13	1	.517
1971	Glenn Sample	26	18	0	.590
1972	Glenn Sample	24	16	1	.585
1973	Glenn Sample	22	18	0	.550
1974	Glenn Sample	27	16	2	.600
1975	Glenn Sample	21	14	0	.600
1976	Glenn Sample	19	31	1	.372
1977	Glenn Sample	16	23	0	.410
1978	Glenn Sample	21	24	0	.466
1979	Glenn Sample	29	13	0	.690
1980	Glenn Sample	18	19	0	.486
1981	Glenn Sample	12	29	0	.292
	21 SEASONS	391	349	10	.521
1982	Pat Quinn	14	32	0	.304

YEAR	COACH	W	L	T	PCT.
1983	Tom Higgins	17	31	0	.354
1984	Tom Higgins	13	29	1	.302
1985	Tom Higgins	29	25	0	.537
1986	Tom Higgins	26	28	0	.481
4 SEASONS		85	113	1	.427
1987	Jim Schmitz	32	21	0	.603
1988	Jim Schmitz	28	21	0	.571
1989	Jim Schmitz	21	30	0	.411
1990	Jim Schmitz	23	29	0	.442
4 SEASONS		104	101	0	.507
1991	Richard Skeel	28	30	0	.482
1992	Richard Skeel	22	26	0	.458
2 SEASONS		50	56	0	.471
YEAR	COACH	W	L	T	PCT.
1993	Bruce Gordon	16	29	0	.355
1994	Bruce Gordon	14	41	0	.254
1995	Bruce Gordon	34	21	0	.618
1996	Bruce Gordon	5	34	0	.128
4 SEASONS		69	125	0	.355
1997	Brian Cleary	12	46	0	.206
1998	Brian Cleary	15	38	0	.283
1999	Brian Cleary	30	29	0	.508
2000	Brian Cleary	35	25	0	.583
2001	Brian Cleary	34	24	0	.586
2002	Brian Cleary	26	29	1	.464
2003	Brian Cleary	15	39	0	.277
2004	Brian Cleary	15	40	0	.272
2005	Brian Cleary	25	30	0	.454
2006	Brian Cleary	32	26	0	.551
2007	Brian Cleary	28	28	0	.500
2008	Brian Cleary	39	20	0	.661
2009	Brian Cleary	29	29	0	.500
2010	Brian Cleary	29	29	0	.500
2011	Brian Cleary	30	27	0	.526
2012	Brian Cleary	18	38	0	.321
2013	Brian Cleary	24	32	0	.428
17 SEASONS		436	528	1	.451
2014	Ty Neal	22	31	0	.415
2015	Ty Neal	15	41	0	.267
2016	Ty Neal	26	30	1	.456
2017	Ty Neal	28	30	0	.482
4 SEASONS		91	132	1	.406
2018	Scott Googins	28	28	0	.500
2019	Scott Googins	31	31	0	.500
2020	Scott Googins	7	8	0	.466
2021	Scott Googins	29	26	0	.527
2022	Scott Googins	24	31	0	.436
2023	Scott Googins	24	33	0	.421
6 SEASONS		143	157	0	.476
2024	Jordan Bischel	32	25	0	.561
0 SEASONS		32	25	0	.561
TOTALS		1783	1931	21	.480
33 HEAD COACHES					

YEAR-BY-YEAR HISTORY

1886

OVERALL: 2-0		
	at Miami [OH]	W, 14-5
	Miami [OH]	W, 16-12

1887 - 1892

No Records Found

1893

OVERALL: 0-2-1		
5/20	at Wittenberg	L, 4-6
5/26	at Kentucky University	T, 0-0
5/27	at Kentucky University	L, 2-13 [8]

1894

OVERALL: 6-3		
4/31	at Cincinnati Reds [EX]	L, 1-20
5/5	Y.M.C.A. [EX]	L, 8-10
5/11	at Centre	L, 1-9
5/12	at Centre	W, 5-4
5/18	at Otterbein	W, 14-8
5/19	at Ohio Wesleyan	L, 4-7
5/26	at Miami [Ohio]	W, 14-4 [7]
6/1	Centre	W, 4-0
6/2	at Ohio Military Institute	W, 18-3
6/7	at Moores Hill	W, 14-4
6/9	at Wittenberg	L, 13-20

1895

OVERALL: 4-2		
4/3	at Cincinnati Reds [EX]	L, 0-25
4/6	at Cochran's [EX]	W, 19-11
4/13	Y.M.C.A. [EX]	W, 13-5
4/14	Y.M.C.A. [EX]	L, 0-11
4/19	at Kentucky University	L, 4-10
4/20	at Kentucky University	W, 18-4
5/4	at Ohio Wesleyan	L, 5-18
5/10	at Centre	W, 4-0 [5]
6/7	at Kenyon	W, 13-8
6/8	at Denison	W, 4-2

1896

OVERALL: 3-6		
5/7	vs Ohio Wesleyan	L, 8-9
5/8	at Centre	W, 9-8
5/9	at Centre	L, 7-8
5/13	at Wittenberg	L, 7-14
5/19	vs Miami [OH]	W, 19-13
5/30	at Indiana	L, 2-14
5/5	at Miami [OH]	L, 2-14
6/6	at Ohio Wesleyan	L, 13-14
6/13	Centre	W, 7-3

1897 - 1899

No Records Found

1900

OVERALL: 2-2		
4/14	at Cincinnati Reds [EX]	L, 2-13
5/8	at Indiana	L, 2-3
5/9	at Indiana	W, 10-8
5/10	at DePauw	L, 7-8
5/14	at Miami [OH]	W, 11-8

1901 - 1902

No Records Found

1903

OVERALL: 3-4		
4/11	at Berea	W, 4-0
4/16	Miami Medics [EX]	W, 18-8
4/21	DePauw	W, 5-4 [8]
5/2	Miami [OH]	L, 0-10
5/7	Kentucky University	L, 6-18
5/8	at Georgetown [KY]	W, 7-3
5/9	at Kentucky State	L, 1-3
5/16	Washington & Jefferson	L, 3-7

1904

OVERALL: 6-3		
4/20	at Georgetown [KY]	W, 4-3
4/21	at Kentucky University	L, 8-21
4/22	at Kentucky State	L, 0-4
4/23	at Berea	W, 5-3
5/2	Georgetown [KY]	W, 8-7
5/7	Kentucky State	W, 10-7
5/13	Berea	W, 16-3
5/21	Miami [OH]	W, 6-2
6/7	at Denison	L, 0-11

1905

OVERALL: 2-3		
4/3	Woodward H.S. [EX]	W,7-2 [8]
4/4	vs St. Paul Saints [EX]	L, 1-5
4/7	vs St. Paul Saints [EX]	L, 3-21 [6]
5/2	Indiana	W, 6-3
5/18	at Indiana	W, 2-1 [19]
5/19	at Indiana	L, 1-2
5/23	at Vanderbilt	L, 0-4
5/24	at Vanderbilt	L, 4-13

1906

OVERALL: 4-5		
4/13	at Ohio	W, 4-2
4/18	at Central	W, 13-3
4/19	at Maryville [TN]	L, 3-21
4/20	at Maryville [TN]	L, 5-9
4/21	at Tennessee	L, 10-16
4/28	Miami [OH]	W, 16-0
5/9	at Franklin [IN]	L, 5-21
5/10	at Miami [OH]	L, 3-4
5/14	at St. Xavier	W, 10-2

1907

OVERALL: 1-4		
3/28	at Georgetown [KY]	W, 12-2
3/29	at Kentucky State	L, 4-5
3/30	at Kentucky State	L, 2-23
4/19	at Ohio	L, 2-4
4/20	at Ohio	L, 5-7

1908

OVERALL: 2-4		
4/9	Stumps [EX]	L, 7-8
4/21	at West Virginia	L, 0-10
4/23	at West Virginia	L, 1-7
4/24	at Ohio	L, 3-7
4/25	at Ohio	L, 5-6
5/13	Wilmington [Ohio]	W, 14-4
5/21	Miami [OH]	W, 16-6

1909

OVERALL: 4-3		
4/14	at Central	L, 6-9
4/15	at Transylvania	L, 1-4
4/16	at Kentucky State	W, 4-3
4/17	at Georgetown [KY]	L, 4-7
5/9	at Miami [OH]	W, 5-3
4/14	Kenyon	W, 12-6
5/29	Miami [OH]	W, 3-2

1910

OVERALL: 6-2-1		
4/23	Earlham	W, 2-1
4/25	at Georgetown [KY]	W, 7-2
4/27	Kentucky State	L, 3-15
5/5	at Wittenberg	W, 19-0
5/6	at Denison	W, 11-0
5/7	at Kenyon	L, 2-7 [6]
5/19	Earlham	T, 7-7 [6]
5/23	at Georgetown [KY]	W, 2-1 [11]
5/28	Denison	W, 6-5 [12]

1911

OVERALL: 4-5		
OHIO ATHLETIC CONFERENCE: 1-0		
4/26	Central	W, 6-5
4/27	Kentucky State	L, 6-7
5/5	Otterbein	L, 4-7
5/6	Kentucky State	L, 5-10
5/8	at Antioch	[Forfeit] W, 2-2 [5]
5/9	at Ohio Wesleyan*	W, 8-5 [11]
5/10	at Otterbein	L, 2-4
5/15	Georgetown [KY]	W, 6-5
5/19	vs Keio [Japan] [EX]	L, 4-6 [11]
5/27	St. Mary's	L, 6-10

1912

OVERALL: 1-6		
OHIO ATHLETIC CONFERENCE: 0-1		
4/20	Earlham	L, 2-5
4/24	Cincinnati Law School [EX]	W, 10-1
4/29	at Transylvania	L, 4-18
4/30	at Kentucky State	L, 2-7
5/22	at Earlham	W, 3-2
5/30	at Miami [OH]*	L, 3-4
6/7	at Marshall	L, 2-17
6/8	at Marshall	L, 1-10

1913

OVERALL: 4-2		
OHIO ATHLETIC CONFERENCE: 1-1		
4/24	at Georgetown [KY]	W, 7-6
4/25	at Transylvania	L, 11-13
5/13	Georgetown [KY]	W, 12-4
5/16	Transylvania	W, 11-1
6/3	at Miami [OH]*	L, 3-5
6/7	Miami [OH]*	W, 7-2

1914

OVERALL: 1-2-2		
OHIO ATHLETIC CONFERENCE: 1-1-1		
5/2	St. Xavier	T, 2-2 [11]
5/6	Miami [OH]*	L, 2-3
5/9	Western Reserve*	W, 6-1
5/15	at Kentucky State	L, 0-8
6/6	Miami [OH]*	T, 4-4 [16]

1915 - 1917

No Team [WWI]

1918

OVERALL: 4-1		
OHIO ATHLETIC CONFERENCE: 3-1		
5/2	Miami [OH]*	W, 13-6
5/16	at Miami [OH]*	L, 2-6
5/23	at St. Mary's	W, 13-8
5/24	at Ohio Wesleyan*	W, 6-4
5/25	at Oberlin*	W, 13-4

1919

OVERALL: 1-5		
OHIO ATHLETIC CONFERENCE: 1-2		
4/25	at Ohio Wesleyan*	W, 7-5
4/26	at Ohio State	L, 4-5
5/1	Kentucky State	L, 8-11
5/12	at Kentucky State	L, 4-7
5/16	Miami [OH]*	L, 0-4
5/26	at Miami [OH]*	L, 3-6
5/30	at Huntington [WV] [EX]	W, 1-0
5/31	at Huntington [WV] [EX]	L, 3-10
6/1	at Huntington [WV] [EX]	L, 1-5

1920

OVERALL: 8-2		
OHIO ATHLETIC CONFERENCE: 4-0		
4/10	at Procter & Gamble [EX]	W, 13-1
4/17	at Ohio*	W, 5-1
4/23	Denison	W, 18-1
5/1	at American O & L Co. [EX]	W, 7-3
5/3	at Kentucky	L, 2-5
5/6	Kentucky	W, 6-2
5/8	at Marshall	W, 7-2
5/14	at Miami [OH]*	W, 4-0
5/15	at St Mary's	W, 6-3
5/20	Ohio Wesleyan*	W, 6-0
5/30	Miami [OH]*	W, 15-2
6/10	vs Ohio State	L, 3-7

1921

OVERALL: 8-9		
OHIO ATHLETIC CONFERENCE: 5-1		
3/19	at Tennessee	W, 7-6
3/21	at Auburn	L, 1-10
3/22	at Camp Benning Inf. [EX]	L, 1-8
3/23	at Georgia	L, 6-15
3/24	at Georgia	L, 0-5
3/25	at Georgia Tech	L, 0-18
3/26	at Georgia Tech	L, 5-17
4/2	American O & L Co. [EX]	L, 8-10
4/9	Fenwick Club [EX]	T, 8-8
4/14	Kentucky	W, 12-0
4/16	Ohio*	W, 4-3
4/23	Denison*	W, 17-4
4/30	Ohio Wesleyan*	W, 16-2
5/7	at Ohio Wesleyan*	W, 22-6
5/9	at Ohio State	L, 2-10
5/14	at Dayton	W, 6-4
5/18	vs Ohio State	L, 12-15
5/21	Kentucky	L, 2-8
5/26	Miami [OH]*	W, 16-3
5/30	at Miami [OH]*	L, 1-4

1922

OVERALL: 9-6		
OHIO ATHLETIC CONFERENCE: 5-3		
4/10	Cincinnati Reds [EX]	L, 1-19
4/17	Michigan	L, 1-12
4/22	Ohio Northern*	W, 19-1
4/29	Kentucky	W, 18-10
5/1	at Georgetown [KY]	W, 5-4
5/2	at Kentucky	W, 14-12
5/6	Wittenberg*	W, 11-4
5/8	at Ohio State	L, 10-12
5/9	at Ohio*	L, 2-9 [7]
5/13	Oberlin*	W, 13-8
5/17	Tennessee	L, 4-9
5/20	at Dayton	W, 9-1
5/27	Kenyon*	W, 3-2
5/30	at Miami [OH]*	L, 0-2
6/3	Ohio*	W, 4-0
6/10	at Miami [OH] [EX]	W, 7-2
6/12	Miami [OH]*	L, 10-11 [10]

1923

OVERALL: 8-2		
OHIO ATHLETIC CONFERENCE: 5-0		
4/7	Ehrmantrauts [EX]	W, 8-7
4/16	Michigan	W, 7-3
4/21	Kentucky	W, 2-0 [7]
4/27	at Centre	W, 4-1
5/2	Champion Fibre [EX]	W, 7-6
5/5	Ohio*	W, 19-6
5/7	at Ohio State	L, 1-18
5/18	Western Reserve*	W, 20-4
5/19	Wittenberg*	W, 3-1
5/26	Miami [OH]*	W, 7-6
5/30	at Miami [OH]*	W, 2-1
6/2	C. M. & L. [EX]	L, 6-11
6/9	UC Alumni Team [EX]	L, 1-6
6/11	Ohio State	L, 4-7

1924

OVERALL: 6-7		
OHIO ATHLETIC CONFERENCE: 4-1		
4/5	Siebler Tailors [EX]	W, 11-5
4/12	Butler	L, 3-4
4/18	at Louisville	W, 13-6
4/19	at Kentucky	L, 3-5
4/21	Michigan	L, 8-9
4/26	Wittenberg*	W, 16-6
5/2	Louisville	L, 8-9
5/14	Miami [OH]*	L, 7-13
5/17	Oberlin*	W, 11-1
5/23	Ohio Northern*	W, 6-1
5/24	at Butler	L, 4-11
5/28	vs Meiji [Japan] [EX]	W, 7-6
5/30	at Miami [OH]*	W, 7-4
5/31	at Dayton	W 7-5 [10]
6/7	UC Alumni Team [EX]	W, 5-4
6/12	vs Ohio State	L, 0-5

1925

OVERALL: 7-6		
OHIO ATHLETIC CONFERENCE: 6-3		
4/4	Siebler Tailors [EX]	L, 8-13
4/14	Illinois	L, 3-4
4/20	Michigan	L, 8-12
4/25	Ohio*	W, 11-6
4/28	Miami [OH]*	L, 3-8
5/2	at Ohio Wesleyan*	W, 11-6
5/6	Ohio State	L, 2-13
5/8	Wittenberg*	W, 10-2
5/12	at Ohio*	W, 5-2
5/14	Hughes H.S. [EX]	T, 2-2 [6]
5/16	Ohio Wesleyan*	W, 11-1
5/19	Oberlin*	W, 7-4
5/20	Wooster*	L, 4-5
5/28	Siebler Tailors [EX]	W, 3-2
5/30	at Dayton	W, 6-3
5/31	L.B. Harrison [EX]	W, 3-2
6/2	Shevlins [EX]	W, 9-6
6/6	Miami [OH]*	L, 3-10

1926

OVERALL: 7-7-1		
BUCKEYE ATHLETIC ASSOCIATION: 6-6		
4/17	Siebler Tailors [EX]	W, 13-3
4/24	Ohio*	L, 5-8
4/27	at Kentucky	T, 10-10 [10]
4/28	Wittenberg*	W, 15-2
5/1	Ohio Wesleyan*	L, 6-13
5/4	Ohio State	W, 10-7
5/7	at Denison*	W, 6-0
5/8	at Ohio Wesleyan*	L, 5-6
5/13	Denison*	W, 13-3
5/14	at Ohio*	W, 6-5
5/15	at Marietta*	W, 10-4
5/19	at Wittenberg*	W, 8-6 [11]
5/25	Miami [OH]*	L, 8-11
5/29	at Dayton	L, 7-14
5/31	at Miami [OH]*	L, 10-11
6/2	Comellos [EX]	L, 6-8
6/5	Marietta*	L, 8-10
6/9	Cincinnati Stock Exg. [EX]	W, 9-2
6/12	Siebler Tailors [EX]	L, 6-8

1927

OVERALL: 9-4		
BUCKEYE ATHLETIC ASSOCIATION: 7-2		
3/28	Ohio State	L, 7-10
4/16	Ohio*	W, 5-1
4/23	at Dayton	L, 1-4
4/26	Becker Clothing [EX]	W, 6-1 [6]
4/30	Oglethorpe	W, 11-9
5/2	Fenwick Club [EX]	L, 5-8 [6]
5/6	at Denison*	W, 8-4
5/7	at Ohio Wesleyan*	W, 8-6
5/9	at Wittenberg*	W, 5-2
5/14	Denison*	W, 8-1
5/16	Miami [OH]*	L, 0-5
5/18	at Ohio*	W, 8-4
5/19	Wittenberg*	W, 10-2
5/25	Siebler Tailors [EX]	L, 4-5 [7]
5/30	at Miami [OH]*	L, 2-5
6/5	L.B. Harrison [EX]	L, 4-7
6/17	at Michigan	W, 5-4

1928

OVERALL: 9-3		
BUCKEYE ATHLETIC ASSOCIATION: 8-1		
5/31	Siebler Tailors [EX]	W, 3-2
4/5	Indiana	L, 9-12
4/6	Michigan	W, 7-3
4/14	Denison*	W, 17-6 [7]
4/25	Wittenberg*	W, 7-6 [10]
4/28	at Ohio*	W, 9-8
5/2	Miami [OH]*	L, 5-6
5/5	Ohio Wesleyan*	W, 9-8 [10]
5/12	at Wittenberg*	W, 5-2
5/15	at Ohio Wesleyan*	W, 13-9
5/16	at Denison*	W, 10-5
5/24	Comellos [EX]	W, 3-2
5/26	at Dayton	L, 2-4
5/30	at Miami [OH]*	W, 6-1
6/16	Mtn. Valley Waters [EX]	L, 5-11

1929

OVERALL: 12-6		
BUCKEYE ATHLETIC ASSOCIATION: 8-2		
4/6	Michigan	W, 4-3 [10]
4/8	Michigan State	L, 4-13
4/13	Ohio Wesleyan*	W, 5-4
4/17	Fenwick Club [EX]	W, 9-4 [6]
4/20	Wittenberg*	W, 5-0
4/23	French-Bauer Dairy [EX]	L, 5-8 [6]
4/26	Denison*	W, 6-5
4/27	Ohio*	L, 0-3
5/1	Townsend-W. Dairy [EX]	W, 6-2 [6]
5/3	at Wittenberg*	W, 5-3
5/8	at Dayton	L, 3-8
5/11	at Ohio*	W, 4-1
5/17	at Denison*	W, 17-3
5/18	at Ohio Wesleyan*	W, 12-3
5/21	Miami [OH]*	L, 1-2 [10]
5/22	Dayton	W, 9-6
5/24	Kentucky	L, 3-4
5/25	at Kentucky	L, 3-5
5/30	at Miami [OH]*	W, 3-2 [11]
6/4	Iowa	W, 7-6
6/8	at Miami [OH] [EX]	L, 5-9
6/15	Wooster	W, 2-1

1930

OVERALL: 11-9-1		
BUCKEYE ATHLETIC ASSOCIATION: 6-2		
4/7	Michigan State	L, 3-14
4/12	Michigan	W, 8-7
4/14	Dayton	L, 0-5
4/18	at Marshall	L, 15-16
4/19	at Marietta	W, 12-2
4/24	at Dayton	L, 2-7
4/26	Ohio Wesleyan*	W, 2-1
4/30	Kentucky	T, 3-3 [13]
5/2	at Ohio*	L, 5-6
5/3	at Denison*	W, 12-3
5/7	Miami [OH]*	W, 9-1
5/10	Denison*	W, 14-1
5/15	West Virginia	W, 4-2
5/16	Ohio*	W, 4-3
5/20	at Ohio Wesleyan*	W, 9-6
5/21	Marshall	W, 9-3
5/22	at Kentucky	L, 2-7
5/26	at Western State	W, 4-1
5/27	at Michigan State	L, 3-5
5/28	at Michigan	L, 2-15
5/30	at Miami [OH]*	L, 1-2 [21]
6/7	at Miami [OH] [EX]	L, 1-3

1931

OVERALL: 3-4		
BUCKEYE ATHLETIC ASSOCIATION: 3-4		
4/18	Ohio*	L, 1-5
4/25	Ohio Wesleyan*	W, 6-5 [10]
5/1	at Ohio*	L, 0-10
5/9	Denison*	W, 9-5
5/11	Miami [OH]*	L, 3-7
5/16	at Ohio Wesleyan*	L, 5-14
5/30	at Miami [OH]*	W, 6-5
6/13	at Miami [OH] [EX]	L, 0-9

1932

OVERALL: 5-3		
BUCKEYE ATHLETIC ASSOCIATION: 5-3		
4/16	Ohio Wesleyan*	L, 9-11 [10]
4/23	at Ohio Wesleyan*	L, 1-8
4/27	Miami [OH]*	W, 8-7
4/30	DePauw*	W, 4-2
5/17	at DePauw*	W, 8-7
5/25	Ohio*	W, 4-3
5/26	at Ohio*	L, 5-12
5/30	at Miami [OH]*	W, 4-3
6/11	at Miami [OH] [EX]	L, 2-7

1933

OVERALL: 3-6		
BUCKEYE ATHLETIC ASSOCIATION: 3-6		
4/22	UC Alumni Team [EX]	W, 16-4
4/28	Miami [OH]*	L, 3-4
4/29	Wittenberg*	L, 4-5
5/5	Ohio Wesleyan*	L, 6-10
5/6	Marshall*	L, 3-12
5/19	at Ohio*	W, 3-2
5/20	at Marshall*	L, 2-6
5/24	at Ohio Wesleyan*	L, 3-4 [10]
5/27	Wittenberg*	W, 2-1
5/30	at Miami [OH]*	W, 8-6

YEAR-BY-YEAR HISTORY

1934

OVERALL: 9-5		
BUCKEYE ATHLETIC ASSOCIATION: 6-4		
4/14	Indiana	L, 3-5
4/16	Hanover	W, 13-4
4/19	at Wittenberg*	W, 10-6
4/21	Miami [OH]*	W, 12-10
4/24	at Ohio Wesleyan*	W, 13-1
4/27	at Ohio*	L, 8-13
4/28	at Marshall*	L, 104
5/4	Ohio Wesleyan*	W, 7-4
5/5	at Kentucky	W, 3-1
5/11	Kentucky	W, 3-2
5/12	Ohio*	L, 4-9
5/18	Marshall*	L, 0-2
5/19	Wittenberg*	W, 10-2
5/26	UC Alumni Team [EX]	L, 104
5/30	at Miami [OH]*	W, 7-3

1935

OVERALL: 6-7		
BUCKEYE ATHLETIC ASSOCIATION: 6-4		
4/17	at Georgia Tech	L, 0-1
4/18	at Maryville [TN]	L, 11-14
4/19	at Maryville [TN]	L, 1-7
4/26	at Ohio*	L, 2-7
4/27	at Marshall*	L, 2-6
5/1	Ohio Wesleyan*	W, 5-2
5/4	at Wittenberg*	W, 3-2
5/11	at Dayton*	W, 9-0
5/17	Marshall*	L, 1-5
5/18	Ohio*	W, 8-4
5/28	Wittenberg*	W, 6-5
5/30	at Miami [OH]*	L, 0-2
5/30	at Miami [OH]*	W, 1-0 [10]

1936

OVERALL: 6-8		
BUCKEYE ATHLETIC ASSOCIATION: 5-4		
4/13	at Oglethorpe	L, 1-6
4/14	at Oglethorpe	L, 2-12 [8]
4/15	at Georgia	L, 9-15
4/16	at Clemson	W, 9-4
4/18	at Vanderbilt	L, 6-7
4/24	at Ohio*	L, 3-13
4/25	at Marshall*	W, 9-2
4/28	Dayton*	W, 8-6
5/1	Miami [OH]*	W, 5-4
5/8	at Ohio Wesleyan*	L, 6-12
5/9	Marshall*	W, 2-1
5/15	Ohio*	L, 4-6
5/25	Ohio Wesleyan*	L, 1-13
5/30	at Miami [OH]*	W, 5-4 [12]

1937

OVERALL: 4-7		
BUCKEYE ATHLETIC ASSOCIATION: 2-6		
4/10	Ohio Wesleyan*	L, 6-9
4/12	Indiana	W, 7-4
4/17	Western Kentucky State	W, 10-6
4/23	at Ohio*	L, 1-10
4/28	Eastern Kentucky State	L, 2-9
4/30	Miami [OH]*	L, 3-4 [10]
5/4	at Dayton*	W, 12-5
5/15	Ohio*	L, 0-2

5/17	at Ohio Wesleyan*	L, 11-18 [7]
5/20	Dayton*	W, 4-1
5/31	at Miami [OH]*	L, 4-16

1938

OVERALL: 2-8		
BUCKEYE ATHLETIC ASSOCIATION: 2-5		
4/15	at Ohio*	L, 2-9
4/20	at Marshall*	L, 0-4
4/23	Miami [OH]*	W, 5-4
4/26	Dayton*	L, 3-4
4/30	Louisville	L, 2-3
5/3	Eastern Kentucky State	L, 1-2
5/6	at Louisville	L, 2-3
5/10	at Ohio Wesleyan*	W, 8-3 [8]
5/20	Marshall*	L, 0-6
5/30	at Miami [OH]*	L, 4-10
6/11	at Miami [OH] [EX]	L, 3-8

1939

OVERALL: 3-9		
4/10	Ohio	L, 0-4
4/13	Eastern Kentucky State	W, 6-5
4/29	at Kentucky	L, 4-8
5/1	at Dayton	L, 9-11
5/3	Miami [OH]	L, 2-8
5/5	at Louisville	L, 4-18
5/5	at Louisville	L, 2-13
5/8	Centre	W, 5-2 [8]
5/9	Kentucky	W, 8-5
5/10	at Dayton	L, 4-5
5/27	at Eastern Kentucky State	L, 3-10
5/20	at Miami [OH]	L, 3-13

1940

OVERALL: 3-7		
4/5	Oberlin	W, 5-4
4/13	at Eastern Kentucky State	L, 5-14
4/23	Eastern Kentucky State	L, 8-14
4/27	Dayton	W, 7-6
5/11	Louisville	L, 4-10
5/13	at Ohio	L, 4-16
5/16	at Kentucky	L, 0-9
5/18	Wilmington	W, 7-5
5/21	at Dayton	L, 3-16
6/1	at Ohio State	L, 0-12

1941

OVERALL: 5-7		
4/14	Centre	W, 6-0
4/18	Dayton	L, 8-9 [10]
4/22	Ohio State	L, 3-4 [11]
4/28	at Wilmington	W, 13-3
5/3	at Ohio	L, 5-6
5/6	Kentucky	W, 6-5 [10]
5/7	at Centre	W, 10-5
5/10	Ohio	L, 5-9
5/13	Miami [OH]	W, 3-1
5/16	at Dayton	L, 5-21
5/20	at Kentucky	L, 2-4
5/30	at Miami [OH]	L, 5-10

1942

OVERALL: 4-7		
4/18	Schaeperklaus Coals [EX]	W, 3-1
4/24	Louisville	L, 7-18
4/25	Union Printers #1 [EX]	W, 8-4
4/27	Ohio	L, 4-5
4/30	at Fort Knox Army [EX]	L, 3-9
5/1	at Louisville	W, 6-4
5/4	at Kentucky	L, 1-3
5/11	Miami [OH]	L, 3-7
5/12	Eastern Kentucky State	W, 4-1
5/16	at Marshall	W, 14-3
5/18	Kentucky	L, 3-7
5/23	Marshall	W, 3-2
5/26	at Eastern Kentucky State	L, 1-4
5/30	at Miami [OH]	L, 1-3

1943

OVERALL: 9-3		
4/27	at Ohio State	L, 1-10
4/30	Kentucky	W, 6-5
4/30	Kentucky	W, 8-3
5/12	at Marshall	W, 4-2
5/12	at Marshall	W, 6-0 [7]
5/18	at Kentucky	W, 19-7
5/18	at Kentucky	W, 14-2
5/20	Miami [OH]	W, 5-4
5/22	Marshall	W, 9-0
5/22	Marshall	W, 18-2
5/24	at Miami [OH]	L, 0-6
5/28	Ohio State	L, 5-12

1944

No Team (WWII)

1945

OVERALL: 0-3		
4/20	Ohio	L, 4-14
4/28	at Miami [OH]	L, 8-9
5/1	Air Trans. Command [EX]	W, 7-6
5/11	Miami [OH]	L, 2-14
5/19	Air Trans. Command [EX]	L, 4-11

1946

OVERALL: 6-2		
4/13	Wayne	W, 8-6
4/19	Wilmington	W, 18-0
4/26	at Marshall	W, 5-0
4/27	at Ohio	L, 4-9
4/30	Ohio State	W, 6-3
5/6	Miami [OH]	L, 5-12
5/9	at Ohio State	W, 7-6
5/29	Louisville	W, 4-2

1947

OVERALL: 8-8		
MID-AMERICAN CONFERENCE: 1-5		
4/16	at Davidson	L, 7-9
4/17	at North Carolina	L, 7-11
4/18	at Guilford	L, 7-8
4/22	at Kentucky	W, 6-3
5/6	Louisville	W, 3-2
5/10	at Western Reserve*	W, 7-1
5/10	at Western Reserve*	L, 3-4
5/14	Kentucky	W, 6-5 [12]

5/16	at Xavier	W, 6-3
5/17	at Ohio*	L, 1-10
5/19	Dayton	W, 15-6
5/23	Miami [OH]*	L, 5-9
5/24	Eastern Kentucky State	W, 8-7
5/27	Xavier	W, 5-1
5/30	at Wayne*	L, 7-9
5/30	at Wayne*	L, 4-5

1948

OVERALL: 11-8		
MID-AMERICAN CONFERENCE: 3-5		
4/16	Louisville	L, 7-8
4/17	Notre Dame	W, 4-3
4/17	Notre Dame	W, 2-1
4/20	at Wilmington	W, 7-6
4/23	Ohio*	L, 6-8
4/24	at Eastern Kentucky State	L, 5-9
4/27	at Miami [OH]*	L, 6-14
4/29	Butler*	`W, 9-5
4/29	Butler*	L, 3-7 [7]
5/3	at Dayton	W, 9-5
5/8	Detroit	L, 3-4
5/14	Xavier	W, 2-0
5/15	at Ohio*	L, 4-5 [13]
5/18	Miami [OH]*	L, 4-6 [11]
5/19	at Louisville	W, 4-2
5/22	Dayton	W, 10-2
5/25	at Xavier	W, 5-1
5/29	Western Reserve*	W, 4-0
5/29	Western Reserve*	W, 2-1

1949

OVERALL: 5-10-1		
MID-AMERICAN CONFERENCE: 3-5-1		
4/9	at Louisville	L, 3-12
4/13	at Notre Dame	L, 4-9
4/19	Western Michigan*	L, 6-13
4/19	Western Michigan*	L, 0-4 [10]
4/23	at Western Reserve*	L, 5-10
4/23	at Western Reserve*	W, 2-0 [7]
4/26	Miami [OH]*	W, 4-3
5/3	at Ohio*	W, 11-8
5/6	Louisville	W, 6-0
5/9	at Detroit	L, 6-10 [7]
5/9	at Detroit	L, 3-12 [7]
5/12	at Xavier	W, 10-7
5/14	Ohio*	T, 6-6 [10]
5/17	Xavier	L, 3-4
5/27	at Butler*	L, 2-11
5/27	at Butler*	L, 0-11

YEAR-BY-YEAR HISTORY

1950

OVERALL: 8-10		
MID-AMERICAN CONFERENCE: 4-6		
4/6	Centre	W, 8-1
4/7	Ohio Wesleyan	W, 4-1
4/10	Kentucky	L, 6-8
4/19	Ohio State	L, 2-8
4/22	Ohio*	L, 4-14
4/29	Butler*	W, 7-6
4/29	Butler*	W, 6-5
5/5	at Western Michigan*	L, 8-13
5/5	at Western Michigan*	L, 4-26
5/9	at Kentucky	L, 2-12
5/12	at Ohio*	L, 6-18
5/16	Miami [OH]*	L, 4-11
5/19	at Xavier	W, 3-2
5/20	at Miami [OH]*	L, 3-5
5/23	at Ohio State	L, 6-11
5/24	Xavier	W, 5-3
5/26	Western Reserve*	W, 14-8
5/26	Western Reserve*	W, 9-8

1951

OVERALL: 9-7		
MID-AMERICAN CONFERENCE: 1-4		
4/5	Centre	W, 11-0
4/20	Ohio*	L, 2-18
4/21	Kentucky	W, 18-2
4/24	Louisville	W, 9-1
4/27	Xavier	W, 10-7
4/30	Chase College	W, 12-2
5/1	Miami [OH]*	L, 4-6
5/7	at Kentucky	L, 7-12
5/8	at Ohio State	W, 8-6
5/9	Miami [OH]*	L, 9-10
5/11	at Louisville	W, 18-12
5/14	Chase College	W, 9-6
5/15	at Xavier	L, 4-15
5/18	at Western Reserve*	W, 2-1 [10]
5/18	at Western Reserve*	L, 0-4 [7]
5/22	Ohio State	L, 4-8

1952

OVERALL: 5-11		
MID-AMERICAN CONFERENCE: 3-5		
4/11	Western Reserve*	W, 10-5
4/12	Western Reserve*	L, 3-8
4/17	Wayne	W, 3-2
4/19	Louisville	L, 9-10
4/23	at Morehead State	L, 2-6
4/29	Xavier	L 10-14
4/30	at Louisville	L, 5-8
5/3	Morehead State	W, 22-8
5/6	at Miami [OH]*	L, 4-5
5/9	Ohio*	L, 10-15
5/13	Miami [OH]*	W, 14-5
5/16	at Xavier	L, 2-11
5/17	at Notre Dame	L, 2-12
5/19	at Western Michigan*	L, 2-9
5/28	at Toledo*	W, 3-0
5/28	at Toledo*	L, 7-8

1953

OVERALL: 8-10		
MID-AMERICAN CONFERENCE: 3-5		
4/10	Wayne	W, 17-5
4/13	at Florida State	L, 1-14
4/14	at Stetson	W, 4-3
4/15	at Rollins	L, 2-13
4/16	at Rollins	L, 0-3
4/17	at Jacksonville N.A.S. [EX]	W, 7-3
4/23	at Dayton	L, 6-7
4/25	Xavier	W, 7-6
5/1	Kent State*	L, 4-8
5/2	Kent State*	L, 3-15
5/6	Dayton	L, 4-10
5/8	at Ohio*	L, 0-8
5/9	at Ohio*	L, 2-6
5/12	at Louisville	W, 8-1
5/15	Toledo*	W, 1-0
5/16	Toledo*	W, 5-0
5/19	Louisville	W, 11-8
5/20	at Miami [OH]*	W, 8-2
5/20	at Miami [OH]*	L, 2-17

1954

OVERALL: 8-6		
4/12	at LSU	W, 10-4
4/13	at Kessler A.F.B. [EX]	L, 6-7
4/14	at Loyola [LA]	L, 3-11
4/15	at Mississippi Southern	L, 2-5
4/20	Miami [OH]	L, 7-10
4/22	Toledo	W, 5-4
4/23	Wayne	W, 11-2
4/29	Wright-Patterson A.F.B. [EX]	W, 8-7
4/30	Louisville	W, 7-1
5/4	at Miami [OH]	L, 1-2
5/12	at Xavier	W, 8-1
5/14	Lockbourne A.F.B. [EX]	W, 8-5
5/15	Morehead State	W, 17-4
5/17	Xavier	L, 2-5
5/18	at Morehead State	W, 7-4
5/20	at Louisville	L, 2-9
5/22	Dayton	W, 14-5

1955

OVERALL: 12-4		
4/4	Kenyon	W, 14-3
4/12	at Carson-Newman	L, 1-2 [11]
4/15	at Tennessee	L, 1-5
4/15	at Tennessee	W, 5-4
4/23	Wayne	L, 3-8
4/26	at Miami [OH]	W, 4-0
4/28	at Morehead State	W, 7-0
4/30	at Wittenberg	W, 18-1
5/2	Morehead State	W, 16-0
5/4	at Xavier	W, 5-1
5/6	at Louisville	W, 3-0
5/7	Eastern Kentucky State	W, 8-2
5/8	Miami [OH]	W, 8-7
5/16	Dayton	W, 18-1
5/16	Dayton	L, 3-5
5/18	Bakalar A.F.B. [EX]	W, 12-3
5/20	Louisville	W, 7-3

1956

OVERALL: 13-4		
4/6	Hillsdale	W, 4-0
4/10	at Dayton	W, 14-3
4/11	Morehead State	W, 10-1
4/16	at Florida State	L, 2-8
4/17	at Stetson	W, 8-5
4/19	at Rollins	W, 12-3
4/20	at Rollins	L, 6-7
4/26	at Louisville	W, 5-2 [11]
4/27	Dayton	W, 20-1
4/28	at Xavier	W, 4-1
4/29	Wittenberg	W, 15-3
5/5	Wayne	W, 10-1
5/8	at Miami [OH]	W, 5-3
5/11	Louisville	W, 11-3
5/13	at Xavier	W, 3-0
5/19	vs. Miami [Ohio]	L, 6-11

DISTRICT 4 PLAYOFFS (ATHENS, OH)

5/29	at Ohio	L, 6-8
------	---------	--------

1957

OVERALL: 9-3		
4/15	at Tampa	W, 4-2
4/16	at Florida Southern	W, 10-1
4/26	Bradley	W, 9-8
4/26	Bradley	L, 5-12
4/30	at Dayton	W, 12-11
5/3	at Miami [OH]	W, 4-2
5/6	at Hanover	W, 5-2
5/7	Miami [OH]	L, 2-4
5/9	Dayton	W, 7-3
5/10	Xavier	W, 8-3
5/16	at Louisville	L, 5-7
5/23	Hanover	W, 15-5

1958

OVERALL: 17-6		
MISSOURI VALLEY CONFERENCE: 8-3		
4/8	Kenyon	W, 21-0
4/9	Miami [OH]	W, 8-4
4/14	at Tennessee Tech	W, 3-0 [7]
4/14	at Tennessee Tech	W, 6-5 [5]
4/16	at Tennessee	W, 7-0
4/16	at Tennessee	L, 6-17 [7]
4/19	at Purdue	W, 8-5 [7]
4/19	at Purdue	W, 5-3 [7]
4/25	at Bradley*	W, 8-4
4/25	at Bradley*	L, 6-9 [7]
4/26	at Bradley*	W, 8-6
4/30	Hanover	W, 15-1 [7]
4/30	Hanover	L, 0-1 [7]
5/2	Saint Louis*	L, 4-8
5/3	Saint Louis*	W, 2-1 [6]
5/9	Drake*	W, 2-0
5/9	Drake*	W, 13-2 [7]
5/10	Drake*	W, 10-2
5/12	Xavier	W, 10-3
5/14	at Houston*	W, 5-3
5/14	at Houston*	L, 1-4 [7]

MVC CHAMPIONSHIP (HOUSTON, TX)

5/15	at Houston	W, 3-1 [7]
------	------------	------------

5/20	at Miami [OH]	L, 0-4
------	---------------	--------

1959

OVERALL: 13-7		
MISSOURI VALLEY CONFERENCE: 6-2		
4/7	Purdue	L, 0-3 [7]
4/7	Purdue	W, 6-5 [7]
4/13	at Florida Southern	W, 9-0
4/14	at Florida Southern	W 6-1
4/15	at Rollins	L, 3-6
4/16	at Rollins	L, 1-3
4/21	at Miami [OH]	L, 3-4
4/24	Bradley*	L, 3-5 [12]
4/24	Bradley*	W, 9-4 [7]
4/25	Bradley*	L, 1-18
5/1	at Saint Louis*	W, 6-2
5/1	at Saint Louis*	W, 3-1 [7]
5/2	at Saint Louis*	W, 20-6
5/5	Dayton	W, 8-3
5/9	at Drake*	W, 6-3
5/9	at Drake*	W, 2-1 [7]
5/12	Xavier	W, 2-1
5/16	at Xavier	W, 11-3
5/19	Miami [OH]	L, 5-6
5/20	at Dayton	W 1-0 [6]

1960

OVERALL: 12-8		
MISSOURI VALLEY CONFERENCE: 6-1		
4/11	Ball State	L, 4-6
4/11	Ball State	W, 6-3 [7]
4/13	at Purdue	W, 5-3 [8]
4/14	at Purdue	L, 2-5
4/14	at Purdue	L, 4-7 [7]
4/15	at Purdue	L, 2-4
4/21	Hanover	W, 5-4 [10]
4/22	Dayton	W, 11-0
4/25	at Hanover	W, 7-5
4/29	at Bradley*	W, 4-3
4/29	at Bradley*	L, 3-4 [7]
5/3	at Dayton	W, 6-4
5/6	Saint Louis*	W, 13-4
5/6	Saint Louis*	W, 7-0 [7]
5/7	Saint Louis*	W, 5-2
5/14	Drake*	W, 8-1
5/14	Drake*	W, 11-4 [7]
5/17	at Miami [OH]	L, 0-2
5/18	at Xavier	L, 4-10

MVC CHAMPIONSHIP (HOUSTON, TX)

5/21	at Houston	L, 2-5
------	------------	--------

YEAR-BY-YEAR HISTORY

1961

OVERALL: 18-5-2

MISSOURI VALLEY CONFERENCE: 8-0

4/3	Saint Joseph's (IN)	W, 14-5
4/4	Saint Joseph's (IN)	W, 10-3
4/7	Dayton	W, 6-4
4/14	at Ohio State	L, 0-3
4/15	at Ohio State	W, 7-5
4/15	at Ohio State	L, 3-9 (5)
4/17	at Tampa	W, 8-7
4/19	at Stetson	T, 9-9 (11)
4/21	at Jacksonville N.A.S. (EX)	W, 7-5
4/28	Bradley*	W, 6-3
4/29	Bradley*	W, 5-3
4/29	Bradley*	W, 6-1 (7)
5/2	Xavier	W, 11-0
5/6	vs Saint Louis*	W, 7-0
5/6	vs Saint Louis*	W, 2-0 (7)
5/12	at Drake*	W, 10-3
5/12	at Drake*	W, 13-0 (7)
5/13	at Drake*	W, 5-2
5/16	at Miami (OH)	T, 4-4 (13)

MVC CHAMPIONSHIP (CINCINNATI, OH)

5/19	Tulsa	W, 1-0
5/19	Tulsa	W, 2-0 (7)

5/20	Miami (OH)	W, 3-2
5/22	at Dayton	L, 1-2

DISTRICT 4 PLAYOFFS (ANN ARBOR, MI)

5/29	at Michigan	W, 3-1
5/30	vs Western Michigan	L, 1-8
5/31	at Michigan	L, 1-2

1962

OVERALL: 17-11

MISSOURI VALLEY CONFERENCE: 2-1

4/4	Dayton	W, 4-3 (11)
3/5	Saint Joseph's (IN)	L, 3-4
3/5	Saint Joseph's (IN)	L, 2-8 (7)
4/6	at Ohio State	L, 0-1
4/7	at Ohio State	L, 1-5
4/7	at Ohio State	L, 5-12 (7)
4/10	Villa Madonna	W, 9-0
4/11	Eastern Kentucky State	W, 13-2
4/16	at Southwestern (TN)	W, 11-1
4/17	at Southwestern (TN)	W, 6-4
4/18	at Memphis State	L, 0-7
4/18	at Memphis State	L, 1-4 (7)
4/20	at Arkansas State	L, 0-2
4/21	at Murray State	W, 5-3
4/25	at Indiana	W, 6-3
4/25	at Indiana	L, 3-10 (7)
4/26	Villa Madonna	W, 11-2
4/27	at Bradley*	W, 7-5
4/27	at Bradley*	L, 3-8 (7)
4/28	at Bradley*	W, 8-5
4/30	at Dayton	W, 4-1
5/3	at Xavier	W, 5-4
5/5	Central State	W, 6-2
5/5	Central State	W, 12-0 (7)
5/7	at Miami (OH)	W, 9-2

MVC CHAMPIONSHIP (SAINT LOUIS, MO)

5/10	at Saint Louis	L, 2-3
5/15	Miami (OH)	W, 2-0
5/18	Xavier	W, 9-1

1963

OVERALL: 12-18

MISSOURI VALLEY CONFERENCE: 1-2

3/30	Bowling Green	W, 5-2
3/30	Bowling Green	L, 2-4 (7)
4/3	Ohio	L, 1-9
4/4	Ohio	W, 7-5
4/6	Dayton	W, 5-3
4/9	Villa Madonna	W, 6-4
4/12	at Eastern Kentucky St.	W, 11-10
4/13	Toledo	L, 7-8
4/15	at Ohio	L, 5-7
4/16	at Ohio	L, 1-13 (7)
4/17	Indiana	L, 4-7
4/20	at Ohio State	L, 1-5 (7)
4/20	at Ohio State	L, 1-5 (7)
4/20	at Ohio State	L, 5-9 (7)
4/26	Bradley*	L, 2-6
4/27	Bradley*	W, 2-1 (10)
4/27	Bradley*	L, 0-7 (7)
5/2	at Dayton	L, 5-10
5/4	at Xavier	L, 3-4
5/6	Villa Madonna	W, 13-1

MVC CHAMPIONSHIP (SAINT LOUIS, MO)

5/10	vs Drake	W, 5-0
5/10	vs Bradley	W, 5-4 (10)
5/11	at Saint Louis	L, 1-2
5/12	vs Bradley	L, 5-6 (15)

5/14	at Miami (OH)	L, 1-9
5/18	Xavier	W, 4-0

5/21	at Ball State	W, 5-1
5/23	Miami (OH)	W, 7-6
5/25	Southern Illinois	L, 6-25 (7)
5/25	Southern Illinois	L, 1-6 (7)

1964

OVERALL: 10-14

MISSOURI VALLEY CONFERENCE: 3-2

3/23	at Elon	L, 3-6
3/24	at Pfeiffer	W, 4-3
3/25	at Wilmington (NC)	L, 2-10
4/1	Eastern Kentucky State	W, 8-1
4/11	at Saint Louis*	W, 3-2
4/11	at Saint Louis*	L, 3-4 (7)
4/13	Xavier	L, 11-12
4/14	Villa Madonna	L, 1-3
4/18	at Ohio State	L, 2-6 (6)
4/21	Miami (OH)	W, 4-3
4/28	Dayton	W, 16-6
5/1	at Saint Joseph's (IN)	L, 1-4 (7)
5/1	at Saint Joseph's (IN)	L, 3-4 (7)
5/2	at Bradley*	L, 3-4 (7)
5/2	at Bradley*	W, 9-7 (7)
5/4	Ohio	L, 1-14
5/5	Villa Madonna	L, 6-11

MVC CHAMPIONSHIP (LOUISVILLE, KY)

5/8	vs Saint Louis	L, 5-6 (12)
5/12	at Miami (OH)	L, 6-8
5/15	at Dayton	W, 12-11
5/16	at Xavier	L, 1-2
5/20	at Hanover	W, 9-0 (7)
5/20	at Hanover	W, 11-2 (7)
5/21	at Louisville*	W, 12-7 (10)

1965

OVERALL: 21-15

MISSOURI VALLEY CONFERENCE: 5-1

3/22	at Rollins	L, 5-6
3/22	at Rollins	W, 5-3
3/24	vs San Diego Padres (EX)	L, 1-11
3/25	at Jacksonville	W, 7-5
3/31	Saint Joseph's (IN)	L, 0-4 (7)
3/31	Saint Joseph's (IN)	L, 1-3 (8)
4/2	Toledo	W, 7-1
4/2	Toledo	W, 5-3
4/3	Bowling Green	W, 6-5
4/5	at Ohio	L, 2-3
4/7	Dayton	W, 6-2
4/9	at Ohio State	L, 5-8
4/10	at Ohio State	L, 1-4
4/10	at Ohio State	W, 3-2 (7)
4/13	Villa Madonna	W, 11-1
4/17	at Eastern Kentucky	L, 11-12 (7)
4/17	at Eastern Kentucky	W, 10-4 (7)
4/20	at Miami (OH)	W, 10-1
4/24	at Southern Illinois	L, 1-4
4/24	at Southern Illinois	L, 0-3 (7)
4/26	Xavier	W, 9-2
4/29	at Dayton	L, 3-4
4/30	Louisville*	W, 12-0
5/1	Louisville*	W, 13-2
5/1	Louisville*	W, 6-5 (7)
5/4	Hanover	W, 3-1 (7)
5/4	Hanover	W, 3-0 (7)
5/7	Bradley*	W, 6-1
5/8	Bradley*	W, 5-0
5/8	Bradley*	L, 1-5 (7)
5/13	Villa Madonna	W, 20-1
5/15	at Xavier	W, 12-10
5/18	Miami (OH)	W, 11-0 (7)

MVC CHAMPIONSHIP (SAINT LOUIS, MO)

5/21	at Saint Louis	L, 3-4 (10)
5/21	at Saint Louis	L, 0-6

5/24	Ohio	L, 1-9
5/25	at Bowling Green	L, 6-7

1966

OVERALL: 12-14-1

MISSOURI VALLEY CONFERENCE: 2-4

3/21	at Loyola (LA)	W, 3-0
3/22	at Loyola (LA)	T, 3-3 (11)
3/23	at Nicholls State	W, 6-1
3/24	at Nicholls State	W, 10-0
3/25	at SE Louisiana	W, 7-4 (7)
3/25	at SE Louisiana	W, 7-4 (7)
4/1	Toledo	W, 11-9
4/2	Toledo	L, 6-8

4/2	Toledo	L, 9-11 (5)
4/4	Xavier	L, 2-5
4/8	at Ohio	L, 1-7
4/9	at Ohio	L, 3-5
4/16	at Ohio State	L, 1-2 (12)
4/16	at Ohio State	L, 0-3 (7)
4/22	Saint Louis*	L, 2-4
4/23	Saint Louis*	L, 0-11
4/23	Saint Louis*	W, 4-3
4/25	at Dayton	L, 4-5 (7)
4/25	at Dayton	L, 4-5 (7)
4/26	at Hanover	W, 5-0 (6)
5/6	at Bradley*	W, 10-7
5/7	at Bradley*	L, 2-3 (7)
5/7	at Bradley*	L, 0-9 (7)
5/17	at Miami (OH)	L, 2-6 (7)
5/17	at Miami (OH)	W, 3-2 (7)
5/19	at Xavier	W, 11-2
5/24	at Bowling Green	W, 6-3

1967

OVERALL: 19-11-1

MISSOURI VALLEY CONFERENCE: 6-1

3/31	Toledo	L, 2-8 (7)
3/31	Toledo	W, 5-1 (7)
4/1	Bowling Green	L, 1-4
4/1	Bowling Green	L, 2-3 (7)
4/3	at Dayton	W, 8-6
4/7	at Ohio State	T, 2-2
4/8	at Ohio State	L, 4-8
4/8	at Ohio State	W, 2-0 (7)
4/11	Hanover	W, 13-0 (7)
4/11	Hanover	W, 9-1 (7)
4/15	Marshall	W, 10-3
4/18	Xavier	L, 2-3
4/21	at Memphis State*	L, 2-8
4/22	at Memphis State*	W, 8-1
4/22	at Memphis State*	W, 4-3 (8)
4/24	at Bellarmine	W, 14-0
4/25	Ohio	L, 4-9
4/28	Louisville*	W, 10-4
4/29	Louisville*	W, 10-3
4/29	Louisville*	W, 9-3 (7)
5/5	Bradley*	W, 5-4
5/9	at Ohio	W, 4-2 (12)
5/10	Eastern Kentucky	L, 0-3 (7)
5/10	Eastern Kentucky	W, 9-8
5/13	at Xavier	W, 6-0

MVC CHAMPIONSHIP (SAINT LOUIS, MO)

5/19	at Saint Louis	L, 0-4
5/19	at Saint Louis	W, 2-0
5/20	at Saint Louis	W, 8-7

DISTRICT 5 PLAYOFFS (STILLWATER, OK)

5/29	at Oklahoma State	L, 0-4
5/30	at Oklahoma State	W, 3-2
5/31	at Oklahoma State	L, 0-1

YEAR-BY-YEAR HISTORY

1968

OVERALL: 14-13-1

MISSOURI VALLEY CONFERENCE: 3-5

3/26	at Kentucky	W, 1-0
3/27	at Bellarmine	L, 2-3 [8]
3/27	at Bellarmine	W, 9-7 [7]
3/29	Toledo	L, 0-4 [7]
3/29	Toledo	T, 2-2 [11]
4/6	Kent State	W, 2-1
4/6	Kent State	W, 6-2
4/8	at Dayton	W, 18-2
4/9	Miami [OH]	W, 5-0
4/10	Dayton	W, 8-1
4/12	at Ohio State	L, 0-2 [7]
4/12	at Ohio State	L, 0-9 [6]
4/13	Notre Dame	W, 8-3
4/13	Notre Dame	L, 1-7 [7]
4/16	at Bowling Green	L, 5-6
4/19	Memphis State*	L, 1-4
4/19	Memphis State*	L, 6-9 [7]
4/24	Villa Madonna	W, 1-0
4/26	at Louisville*	W, 6-4
4/27	at Louisville*	W, 7-5
4/27	at Louisville*	W, 8-2 [7]
4/29	Xavier	L, 7-13
4/30	at Miami [OH]	L, 0-2
5/3	at Bradley*	L, 5-13
5/4	at Bradley*	L, 2-7
5/4	at Bradley*	L, 1-6 [7]
5/7	Villa Madonna	W, 11-2
5/13	at Xavier	W, 1-0

1969

OVERALL: 18-14

MISSOURI VALLEY CONFERENCE: 5-1

3/19	vs Michigan State#	L, 5-10 [6]
3/19	at Miami [FL]#	L, 6-11
3/20	vs Michigan State#	L, 7-9 [8]
3/21	at Miami [FL]#	L, 5-8
3/22	vs Army#	W, 3-1
3/23	vs. Michigan State	L, 2-6 [7]
3/24	at Miami [FL]#	L, 0-20
3/25	vs. Michigan State	W, 9-6
3/29	Bowling Green	L, 4-5
3/31	at Miami [OH]	W, 7-5
4/1	Hanover	W, 2-0 [7]
4/1	Hanover	W, 16-2 [7]
4/4	Toledo	W, 7-0
4/8	Thomas More	W, 10-0
4/11	at Ohio State	L, 2-3
4/12	at Ohio State	L, 0-7
4/12	at Ohio State	L, 3-4 [7]
4/15	Xavier	W, 5-3
4/25	Louisville*	W, 13-1
4/26	Louisville*	W, 13-4
4/26	Louisville*	W, 3-2 [7]
4/29	Ohio	W, 4-0
4/30	Thomas More	W, 5-1
5/2	Bradley*	W, 14-5
5/3	Bradley*	W, 3-2 [8]
5/3	Bradley*	L, 0-5 [7]
5/6	at Ohio	W, 7-1
5/7	vs Xavier	W, 1-0
5/13	Miami [OH]	L, 2-4

MVC CHAMPIONSHIP (TULSA, OK)

5/16	at Tulsa	W, 3-2
5/17	at Tulsa	L, 0-11 [7]
5/17	at Tulsa	L, 9-10

Miami [FL] Invitational [Coral Gables, FL]

1970

OVERALL: 15-13-1

MISSOURI VALLEY CONFERENCE: 7-1

3/28	Cumberland	W, 4-1 [7]
3/28	Cumberland	L, 4-5 [7]
4/4	at Toledo	L, 3-4 [10]
4/4	at Toledo	W, 4-2 [7]
4/7	at Ohio	L, 0-10
4/10	at Ohio State	L, 2-7
4/11	at Ohio State	L, 0-2 [7]
4/11	at Ohio State	W, 5-1 [7]
4/13	at Western Michigan	L, 2-9
4/14	Kentucky	L, 0-3
4/17	Memphis State*	W, 11-2
4/17	Memphis State*	W, 2-0 [7]
4/18	Memphis State*	W, 7-4
4/21	at Dayton	L, 2-4
4/22	Xavier	T, 8-8 [12]
4/24	at Louisville*	L, 2-3
4/24	at Louisville*	W, 10-7
4/25	at Louisville*	W, 4-2 [7]
4/27	Thomas More	L, 0-11 [7]
4/27	Thomas More	W, 5-4 [7]
5/1	at Bradley*	W, 5-4 [10]
5/1	at Bradley*	W, 5-0 [7]
5/5	Ohio	L, 0-6
5/6	at Xavier	W, 5-2
5/7	at Hanover	W, 13-3 [7]
5/7	at Hanover	W, 5-3 [10]
5/11	at Xavier	W, 5-3

MVC CHAMPIONSHIP (CINCINNATI, OH)

5/15	Tulsa	L, 1-5
5/16	Tulsa	L, 1-2 [7]

1971

OVERALL: 26-18

3/16	at South Carolina	L, 6-7
3/17	at Rollins	L, 0-9
3/18	at Rollins	W, 1-0
3/19	at Stetson	L, 5-6 [11]
3/21	vs Auburn#	L, 4-17
3/22	vs Miami [OH]#	L, 2-11
3/23	at Valdosta State	W, 5-2
3/27	at Kentucky	L, 1-4 [7]
3/27	at Kentucky	L, 3-6 [7]
3/29	Morehead State	W, 11-2
3/31	Thomas More	W, 6-4
4/2	Toledo	W, 14-0
4/3	Toledo	W, 4-1
4/3	Toledo	W, 8-1 [7]
4/5	Kentucky	W, 7-1
4/9	Ohio State	L, 5-6
4/10	Ohio State	W, 10-9 [11]
4/10	Ohio State	W, 3-0 [7]
4/13	Miami [OH]	L, 3-6 [5]
4/14	at Dayton	L, 0-4
4/16	Thomas More	W, 7-3

4/17	Louisville	W, 5-2
4/17	Louisville	L, 4-5 [10]
4/20	at Ohio	L, 2-6
4/23	at Xavier	W, 3-1
4/24	at Marian	W, 5-2 [7]
4/24	at Marian	W, 6-2 [7]
4/27	Dayton	W, 6-0
4/30	Xavier	W, 5-0
5/1	Wright State	W, 4-1
5/1	Wright State	W, 9-1 [7]
5/4	Hanover	W, 8-3 [7]
5/4	Hanover	W, 12-2 [7]
5/5	Ohio	W, 4-3
5/7	at Notre Dame	L, 2-5
5/8	at Butler	L, 3-4 [7]
5/8	at Butler	W, 6-0 [7]
5/14	Marshall	W, 13-4
5/15	at Bowling Green	L, 2-5
5/15	at Bowling Green	L, 1-8 [7]

DISTRICT 4 PLAYOFFS (EAST LANSING, MI)

5/27	at Michigan State	W, 8-7
5/28	vs Southern Illinois	W, 11-10
5/29	vs Southern Illinois	L, 2-6
5/29	vs Southern Illinois	L, 7-10

Jacksonville Tournament [Jacksonville, FL]

1972

OVERALL: 24-16-1

3/16	at Columbus [GA]	L, 3-4
3/20	vs Princeton#	T, 8-8
3/20	at Rollins#	W, 4-3
3/21	vs Northwestern#	L, 2-7
3/22	at Stetson	L, 1-7
3/23	vs Princeton#	W, 11-3
3/24	at Rollins#	W, 5-2
3/25	vs Northwestern#	L, 7-9
3/28	Miami [OH]	W, 5-4
3/30	at Morehead State	L, 5-7
3/31	Bowling Green	W, 10-5
4/1	Bowling Green	L, 1-4 [7]
4/1	Bowling Green	L, 3-8 [7]
4/4	Wright State	W, 7-1
4/5	Ashland	W, 14-5
4/5	Ashland	L, 4-5
4/10	Dayton	W, 8-3
4/11	at Miami [OH]	L, 1-6
4/12	Kentucky	L, 5-7
4/14	Thomas More	W, 8-5
4/15	at Ball State	L, 1-2 [7]
4/15	at Ball State	W, 4-1 [7]
4/17	Eastern Kentucky	L, 3-6
4/18	Ohio	L, 4-8
4/25	Western Michigan	W, 2-1
4/28	Notre Dame	W, 6-2
4/29	Wright State	W, 4-2 [7]
4/29	Wright State	W, 2-1 [7]
5/1	Xavier	W, 4-3 [7]
5/2	Morehead State	W, 7-6
5/3	Thomas More	L, 3-8
5/4	at Kentucky	W, 4-3
5/5	Northern Kentucky St.	W, 8-2 [7]
5/5	Northern Kentucky St.	W, 11-0 [7]
5/6	Butler	W, 4-1 [7]

5/6	Butler	W, 9-3 [7]
5/8	at Hanover	W, 10-4
5/11	at Louisville	L, 2-5 [7]
5/11	at Louisville	W, 6-5 [7]
5/16	at Ohio	W, 3-1
5/19	at Xavier	L, 7-8

Rollins College Invitational [Winter Park, FL]

1973

OVERALL: 22-18

3/19	vs Quinnipiac#	W, 3-1 [7]
3/19	vs Quinnipiac#	L, 1-2 [7]
3/19	at Gulf Coast J.C. [EX]#	L, 0-2 [7]
3/21	at Gulf Coast J.C. [EX]#	T, 1-1 [8]
3/21	vs KY Wesleyan#	W, 10-0 [7]
3/22	vs Quinnipiac#	L, 6-9 [6]
3/22	at Gulf Coast J.C. [EX]#	L, 0-3
3/23	vs KY Wesleyan#	L, 5-6 [7]
3/23	vs Quinnipiac#	W, 1-0 [7]
3/24	vs Brooklyn#	W, 10-5 [7]
3/27	Thomas More	W, 5-1
4/3	Wright State	W, 6-0
4/6	Toledo	W, 7-5
4/7	Toledo	W, 8-5 [7]
4/13	at Morehead State	W, 11-5
4/14	Ball State	L, 6-8 [7]
4/14	Ball State	W, 10-6 [7]
4/20	at Bowling Green	L, 0-9
4/21	at Bowling Green	L, 5-9
4/21	at Bowling Green	L, 4-5 [7]
4/24	Northern Kentucky St.	L, 1-3
4/26	Kentucky	W, 6-3
4/29	Louisville	W, 13-2
4/29	Louisville	W, 5-4 [7]
4/30	Morehead State	W, 6-5 [12]
5/1	at Notre Dame	W, 9-5 [7]
5/1	at Notre Dame	L, 2-9 [7]
5/2	Xavier	L, 0-1
5/3	Thomas More	W, 4-0
5/4	Northern Kentucky St.	L, 3-8
5/5	Marshall	L, 2-3 [7]
5/5	Marshall	W, 3-2 [7]
5/8	Hanover	W, 9-4
5/11	at Southern Illinois	L, 1-5
5/12	at Southern Illinois	L, 0-5 [7]
5/12	at Southern Illinois	L, 5-6 [7]
5/13	at Butler	W, 15-2 [7]
5/13	at Butler	W, 2-1 [7]
5/15	Ohio	L, 1-11
5/17	vs Wright State%	W, 4-0
5/18	at Miami [OH]%	L, 10-5
5/18	vs Wright State%	W, 10-4
5/19	at Miami [OH]%	L, 4-5

Spring Trip [Panama City, FL]

% Miami [OH] Invite [Oxford, OH]

YEAR-BY-YEAR HISTORY

1974

OVERALL: 27-16-2		
3/15	at Columbus (GA)	W, 7-4
3/16	at Columbus (GA)	W, 7-3 (7)
3/17	at Jacksonville	L, 4-3 (8)
3/20	at Rollins	W, 3-1 (10)
3/21	at Rollins	L, 7-8
3/27	Brown	W, 3-0
3/28	at Kentucky	L, 2-5 (7)
3/28	at Kentucky	L, 4-6 (7)
4/1	at Ball State	L, 2-3 (7)
4/1	at Ball State	T, 8-8 (7)
4/5	Thomas More	L, 2-3
4/10	Notre Dame	L, 5-6 (7)
4/10	Notre Dame	L, 3-4 (7)
4/11	at Miami (OH)%	W, 3-2
4/12	vs Xavier%	W, 13-12 (7)
4/13	at Miami (OH)%	W, 5-2
4/15	at Eastern Kentucky	W, 14-5
4/17	Butler	W, 2-1 (7)
4/17	Butler	W, 6-2 (7)
4/18	Northern Kentucky St.	W, 2-1
4/20	at Morehead State	L, 2-3 (7)
4/20	at Morehead State	W, 10-5 (7)
4/21	Xavier	W, 8-4
4/23	Miami (OH)	L, 4-8 (10)
4/24	at Dayton	W, 4-0
4/26	Thomas More	W, 5-3
4/27	at Marshall	W, 8-2 (7)
4/27	at Marshall	L, 1-3 (7)
4/28	at Louisville	W, 10-6 (8)
4/28	at Louisville	W, 8-1 (7)
4/29	Western Michigan	W, 8-1
5/4	Ohio State	W, 6-1
5/4	Ohio State	L, 2-8
5/5	at Xavier	W, 2-1
5/7	Eastern Michigan	W, 4-1
5/8	Northern Kentucky St.	W, 9-8 (7)
5/9	Wright State	W, 11-2
5/10	Southern Illinois	L, 2-3
5/11	Southern Illinois	L, 1-11
5/11	Southern Illinois	W, 6-2 (7)
5/14	at Ohio	W, 6-4
5/17	at Wright State	T, 3-3
5/19	Wright State	W, 4-3

DISTRICT 4 PLAYOFFS (MINNEAPOLIS, MN)

5/23	vs Miami (OH)	L, 0-3
5/24	vs Southern Illinois	L, 1-6

% Miami (OH) Invite (Oxford, OH)

1975

OVERALL: 21-14		
3/26	Brown	W, 11-5
3/31	Northern Kentucky St.	W, 9-0 (7)
3/31	Northern Kentucky St.	W, 11-0 (7)
4/1	Thomas More	W, 5-1 (7)
4/1	Thomas More	L, 3-5 (7)
4/5	at Bowling Green	L, 2-8 (7)
4/7	Central Michigan	W, 6-1 (7)
4/7	Central Michigan	L, 1-7 (7)
4/8	Ball State	W, 13-4 (7)
4/8	Ball State	W, 6-5 (7)
4/10	at Miami (OH)%	W, 7-3

4/11	at Miami (OH)%	L, 4-7
4/12	vs. Wright State%	L, 3-4
4/14	Miami (OH)	L, 5-7
4/15	at Eastern Michigan	W, 10-2
4/18	Cleveland State	L, 1-11 (7)
4/18	Cleveland State	W, 8-1 (7)
4/19	at Xavier	L, 0-1 (7)
4/19	at Xavier	L, 0-4 (7)
4/22	Kentucky	W, 7-6 (8)
4/22	Kentucky	L, 1-9 (7)
4/28	Thomas More	W, 6-0
5/1	Eastern Kentucky	W, 2-1
5/3	at Ohio State	L, 5-7
5/3	at Ohio State	W, 10-7
5/4	Louisville	W, 2-1 (12)
5/4	Louisville	W, 4-1 (7)
5/9	at Southern Illinois	W, 11-5
5/10	at Southern Illinois	L, 1-13
5/10	at Southern Illinois	L, 3-6
5/13	Wright State	W, 10-6
5/16	Central State	L, 5-7 (8)
5/16	Central State	W, 7-2 (7)
5/17	Hanover	W, 5-4 (7)
5/17	Hanover	W, 2-1 (7)

% Miami (OH) Invite (Oxford, OH)

1976

OVERALL: 19-31-1		
METRO CONFERENCE: 0-2		
3/20	at Columbus (GA)	L, 3-7 (7)
3/20	at Columbus (GA)	W, 10-5 (7)
3/22	vs Tennessee#	W, 4-3 (8)
3/24	at Rollins#	L, 5-11
3/25	vs Tennessee#	L, 5-9
3/25	vs Wisconsin#	L, 2-4 (7)
3/26	vs Wisconsin#	L, 5-7
3/27	at Rollins#	L, 2-6
3/28	at Tampa Tarpons (EX)	T, 4-4 (8)
4/2	Bowling Green	L, 2-4
4/3	Bowling Green	L, 4-7 (7)
4/3	Bowling Green	L, 0-4 (7)
4/4	Eastern Michigan	L, 0-4 (7)
4/4	Eastern Michigan	L, 0-11 (7)
4/5	Morehead State	L, 3-4
4/8	vs Xavier%	W, 3-1
4/9	at Miami (OH)%	W, 6-4
4/10	at Miami (OH)%	W, 6-5
4/12	Northern Kentucky St.	W, 12-2
4/13	Thomas More	W, 11-0
4/14	Cleveland State	W, 2-1 (12)
4/14	Cleveland State	W, 11-2 (7)
4/16	Ohio State	L, 1-7 (7)
4/16	Ohio State	L, 5-6 (7)
4/19	at Toledo	L, 4-17
4/20	at Central Michigan	L, 1-3 (7)
4/20	at Central Michigan	W, 6-5 (7)
4/22	Wright State	L, 8-13
4/23	at Bellarmine	W, 3-2 (7)
4/23	at Bellarmine	W, 10-1 (7)
4/24	Marshall	W, 12-5 (7)
4/24	Marshall	W, 11-6 (7)
4/26	Miami (OH)	L, 2-3 (7)
4/26	Miami (OH)	L, 2-4 (7)
4/27	Thomas More	W, 12-3

4/28	Western Michigan	L, 2-7
4/30	at Morehead State	L, 4-7
5/1	Notre Dame	L, 2-5 (7)
5/1	Notre Dame	W, 10-0 (7)
5/2	Xavier	L, 6-7 (11)
5/4	at Ohio	L, 4-7 (7)
5/4	at Ohio	L, 4-12 (7)
5/6	at Wright State	W, 8-4 (12)
5/7	Southern Illinois	L, 5-13
5/7	Southern Illinois	L, 2-14 (7)
5/8	Southern Illinois	L, 6-8 (8)
5/9	at Louisville*	L, 10-11
5/9	at Louisville*	L, 2-11 (7)
5/10	Bellarmino	W, 4-2 (7)
5/10	Bellarmino	W, 11-8 (7)

METRO TOURNAMENT (MEMPHIS, TN)

5/14	vs #2 Tulane	L, 1-4
------	--------------	--------

Rollins College Invitational (Winter Park, FL)
% Miami (OH) Invite (Oxford, OH)

1977

OVERALL: 16-23		
METRO CONFERENCE: 3-0		
3/19	at Columbus (GA)	W, 9-8 (7)
3/20	at Columbus (GA)	W, 3-1 (7)
3/20	at Columbus (GA)	L, 2-22 (7)
3/22	at South Carolina	L, 4-9
3/24	at Coastal Carolina#	W, 11-8
3/25	vs SIU-Edwardsville#	L, 8-9 (10)
3/25	at Coastal Carolina#	L, 5-11 (7)
3/26	vs Detroit#	L, 5-6
4/1	Northern Kentucky	L, 3-5
4/4	Saint Louis*	W, 11-4 (7)
4/7	vs Wright State%	L, 1-2
4/8	vs Xavier%	W, 7-2
4/8	vs Wright State%	L, 1-3
4/9	at Xavier	W, 7-3 (7)
4/9	at Xavier	W, 2-1 (8)
4/11	Morehead State	L, 2-4 (7)
4/11	Morehead State	L, 3-8 (7)
4/12	Wright State	W, 17-8
4/15	Ohio	L, 2-3 (7)
4/15	Ohio	W, 1-0 (7)
4/16	at Ohio State	L, 0-8 (7)
4/16	at Ohio State	W, 4-3 (7)
4/19	at Bowling Green	L, 6-10 (7)
4/19	at Bowling Green	L, 2-3 (7)
4/23	Thomas More	W, 10-0 (7)
4/23	Thomas More	W, 8-2 (7)
4/25	vs. Marshall	W, 4-3 (10)
4/29	at Notre Dame	L, 1-5 (7)
4/29	at Notre Dame	L, 0-5 (7)
4/30	Indiana State	L, 0-4 (7)
4/30	Indiana State	L, 2-3 (7)
5/2	at Wright State	L, 5-8
5/3	Toledo	L, 3-4 (7)
5/3	Toledo	L, 0-8 (6)
5/9	Louisville*	W, 2-0 (7)
5/9	Louisville*	W, 3-1 (7)
5/10	Bellarmino	W, 7-4

METRO TOURNAMENT (MEMPHIS, TN)

5/13	at #1 Memphis State	L, 0-5
5/13	vs #4 Saint Louis	L, 3-4

Coastal Carolina Tournament (Conway, SC)
% Miami (OH) Invite (Oxford, OH)

1978

OVERALL: 21-24		
METRO CONFERENCE: 0-8		
3/19	vs Ohio State#	L, 2-5
3/19	at Florida State##	L, 5-11
3/20	vs Ohio State#	L, 7-13
3/20	at Florida State##	L, 8-19
3/21	at Florida State##	L, 6-10
3/25	at Tulane*	L, 3-13
3/26	at Tulane*	L, 6-12 (7)
3/26	at Tulane*	L, 0-3 (7)
3/29	Kentucky State	L, 2-6
3/30	at Wilmington	W, 7-2 (7)
3/30	at Wilmington	W, 12-5 (7)
3/31	Northern Kentucky	L, 2-4
4/1	Bowling Green	L, 6-18 (7)
4/1	Bowling Green	W, 5-2 (7)
4/4	Thomas More	W, 14-8
4/6	vs Xavier%	L, 2-6 (7)
4/7	vs Dayton%	W, 5-2 (7)
4/8	vs Xavier%	L, 1-2 (7)
4/10	Morehead State	L, 5-9 (7)
4/10	Morehead State	L, 3-9 (7)
4/11	Wright State	W, 11-5
4/14	at Ohio	L, 7-9 (7)
4/14	at Ohio	L, 2-3 (7)
4/15	Ohio State	W, 5-4 (8)
4/15	Ohio State	L, 0-2 (7)
4/17	at Indiana State	W, 9-5 (7)
4/17	at Indiana State	L, 1-2 (7)
4/20	at Northern Kentucky	W, 1-0 (7)
4/20	at Northern Kentucky	W, 8-6 (7)
4/26	Thomas More	W, 22-1 (7)
4/26	Thomas More	W, 20-0 (7)
4/28	Marshall	W, 8-3
4/29	Notre Dame	W, 8-7 (7)
4/29	Notre Dame	W, 9-6 (7)
4/30	at Saint Louis*	L, 1-3 (7)
4/30	at Saint Louis*	L, 3-4 (8)
5/2	at Dayton	W, 15-6 (7)
5/2	at Dayton	W, 2-1 (7)
5/3	Eastern Kentucky	W, 5-4 (7)
5/3	Eastern Kentucky	W, 6-4 (7)
5/6	Xavier	W, 11-5 (7)
5/6	Xavier	L, 1-4 (7)

METRO TOURNAMENT (TALLAHASSEE, FL)

5/12	vs #2 Tulane	W, 17-12 (11)
5/12	vs #1 Memphis State	L, 8-10
5/12	vs #5 Georgia Tech	L, 5-6

Spring Trip (Tallahassee, FL)
% Miami (OH) Invite (Oxford, OH)

YEAR-BY-YEAR HISTORY

1979

OVERALL: 29-13		
METRO CONFERENCE: 6-3		
3/18	vs Brooklyn College#	W, 9-6 (7)
3/18	vs Austin Peay#	L, 2-4 (7)
3/19	vs Ripon#	W, 9-0 (7)
3/20	vs Lincoln (IL)#	L, 8-11 (7)
3/20	vs Austin Peay#	W, 8-3 (6)
3/21	vs Wright State#	W, 6-1 (7)
3/21	vs Illinois#	W, 11-3 (7)
3/22	vs Otterbein#	W, 4-3 (7)
3/27	Northern Kentucky	W, 2-0 (7)
3/27	Northern Kentucky	L, 0-3 (7)
3/28	at Kentucky State	W, 17-3 (7)
3/29	Central Michigan	L, 0-4 (7)
3/29	Central Michigan	W, 9-8 (7)
3/30	Louisville*	L, 5-7
4/5	vs Dayton%	L, 2-3
4/6	vs Wright State%	L, 4-16 (7)
4/10	Wright State	W, 9-5 (7)
4/10	Wright State	W, 6-5 (7)
4/17	at Saint Louis*	W, 12-2 (7)
4/17	at Saint Louis*	L, 3-4 (8)
4/18	at Saint Louis*	W, 13-3
4/20	Xavier	W, 8-7
4/21	Cleveland State	W, 8-2 (7)
4/21	Cleveland State	W, 7-2 (5)
4/23	at Kentucky	L, 12-17
4/24	at Bellarmine	W, 18-1 (7)
4/24	at Bellarmine	L, 5-6 (7)
4/29	Virginia Tech*	L, 6-8 (7)
4/29	Virginia Tech*	W, 5-1 (7)
4/30	Virginia Tech*	W, 2-1
5/1	at Marshall	W, 20-6 (7)
5/1	at Marshall	W, 6-5 (7)
5/2	Dayton	W, 4-3 (7)
5/2	Dayton	W, 6-3 (7)
5/6	at Louisville*	W, 4-0 (8)
5/6	at Louisville*	W, 3-2 (7)
5/7	Rio Grande	W, 17-3 (7)
5/7	Rio Grande	W, 4-1 (7)

METRO TOURNAMENT (TALLAHASSEE, FL)		
5/10	vs #1 Memphis State	W, 8-4
5/11	at #2 Florida State	L, 3-13
5/11	vs #4 Saint Louis	W, 5-4
5/12	vs #1 Memphis State	L, 5-18

Gulf Coast Invitational (Panama City, FL)
% Miami (OH) Invite (Oxford, OH)

1980

OVERALL: 18-19		
METRO CONFERENCE: 2-4		
3/17	vs Clemson#	W, 10-7
3/18	vs Cornell#	L, 4-9
3/19	at Rollins#	L, 1-9
3/20	vs Clemson#	L, 2-8
3/21	vs Cornell#	L, 4-7
3/22	at Rollins#	L, 0-12
3/27	at Eastern Kentucky	W, 13-2 (7)
3/27	at Eastern Kentucky	W, 3-2 (7)
3/29	Notre Dame	L, 1-5 (7)
3/29	Notre Dame	L, 2-6 (7)
4/1	Miami (OH)	W, 3-1

4/3	vs Wright State%	L, 4-7
4/4	vs Dayton%	W, 6-2
4/5	vs Wright State%	L, 3-5
4/9	Wilmington	W, 5-1 (7)
4/9	Wilmington	W, 15-3 (7)
4/11	Kentucky State	W, 9-1
4/17	Marshall	W, 4-1 (7)
4/17	Marshall	W, 4-3 (7)
4/19	Saint Louis*	W, 6-2 (7)
4/19	Saint Louis*	W, 5-4 (7)
4/21	at Bowling Green	L, 4-7 (7)
4/21	at Bowling Green	W, 5-4 (7)
4/22	Bellarmine	W, 13-7 (7)
4/22	Bellarmine	L, 2-6 (7)
4/23	at Kentucky	L, 16-19
4/24	Northern Kentucky	W, 7-2
4/25	Xavier	L, 5-7
4/30	at Dayton	W, 8-2 (7)
4/30	at Dayton	W, 13-1 (7)
5/1	at Xavier	W, 12-9
5/2	Louisville*	L, 2-5 (7)
5/2	Louisville*	L, 0-3 (7)
5/4	at Louisville*	L, 4-9 (7)
5/4	at Louisville*	L, 8-10 (7)

METRO TOURNAMENT (TALLAHASSEE, FL)		
5/8	vs #4 Virginia Tech	L, 6-10
5/9	vs #1 Tulane	L, 3-10

Rollins College Invitational (Winter Park, FL)
% Miami (OH) Invite (Oxford, OH)

1981

OVERALL: 12-29		
METRO CONFERENCE: 1-9		
3/24	at Bellarmine	L, 4-6 (7)
3/24	at Bellarmine	L, 3-4 (7)
3/25	at Louisville*	L, 6-7 (7)
3/25	at Louisville*	W, 10-5 (7)
3/26	at Eastern Kentucky	L, 1-17 (7)
3/26	at Eastern Kentucky	L, 2-14 (7)
3/27	Thomas More	W, 2-1 (7)
3/27	Thomas More	L, 1-5 (7)
3/28	at Marshall	L, 3-4 (7)
3/28	at Marshall	L, 1-2 (7)
3/31	at Ohio State	L, 3-18
4/2	Wright State	W, 9-6 (7)
4/2	Wright State	W, 5-0 (7)
4/4	at Notre Dame	L, 4-13 (7)
4/4	at Notre Dame	L, 9-17 (7)
4/7	Dayton	W, 9-4 (7)
4/7	Dayton	L, 5-13 (7)
4/10	Virginia Tech*	L, 3-9 (7)
4/10	Virginia Tech*	L, 0-15 (7)
4/11	Virginia Tech*	L, 5-11
4/14	Bowling Green	L, 3-4 (7)
4/14	Bowling Green	L, 1-5 (7)
4/15	at Ohio State	L, 4-6
4/17	at Saint Louis*	L, 8-18
4/18	at Saint Louis*	L, 2-7 (7)
4/18	at Saint Louis*	L, 0-7 (7)
4/21	Eastern Kentucky	L, 6-14 (7)
4/21	Eastern Kentucky	L, 2-11 (7)
4/25	Northern Kentucky	L, 4-5 (7)
4/25	Northern Kentucky	L, 8-11 (7)

4/27	at Ohio	W, 4-1 (7)
4/27	at Ohio	W, 6-5 (7)
5/1	Louisville*	L, 0-9 (7)
5/1	Louisville*	L, 0-6 (7)
5/4	Dayton	W, 8-1 (7)
5/4	Dayton	W, 4-3 (7)
5/5	at Kentucky State	W, 8-7 (7)
5/5	at Kentucky State	W, 12-1 (7)

METRO TOURNAMENT (TALLAHASSEE, FL)		
5/14	vs #3 Memphis State	L, 7-13
5/15	vs #5 Saint Louis	W, 4-3
5/15	vs #1 Virginia Tech	L, 10-24

1982

OVERALL: 14-32		
METRO CONFERENCE: 3-5		
3/20	Morehead State	W, 5-4
3/20	Morehead State	L, 5-8 (7)
3/21	Miami (OH)	L, 3-4
3/22	Marian	W, 6-3 (7)
3/22	Marian	L, 1-10 (7)
3/23	Dayton	L, 1-2 (7)
3/23	Dayton	L, 3-5 (7)
3/24	Northern Kentucky	W, 13-5
3/25	at Kentucky	L, 7-16 (6)
3/26	at Eastern Kentucky	L, 2-22 (7)
3/26	at Eastern Kentucky	L, 2-18 (7)
3/30	Ohio State	L, 3-12
4/3	at Wright State	L, 0-2 (7)
4/3	at Wright State	L, 3-7 (7)
4/7	Bellarmine	L, 0-2 (7)
4/7	Bellarmine	W, 6-3 (7)
4/9	at Virginia Tech*	L, 8-10
4/10	at Virginia Tech*	L, 11-3 (7)
4/10	at Virginia Tech*	W, 4-3 (7)
4/13	Indiana	L, 3-9 (7)
4/13	Indiana	L, 0-1 (7)
4/15	Marshall	L, 3-16
4/16	Saint Louis*	W, 16-3
4/19	at Bowling Green	L, 2-3 (7)
4/19	at Bowling Green	W, 8-5 (8)
4/20	at Ohio State	L, 9-17
4/23	Eastern Kentucky	L, 3-6 (7)
4/23	Eastern Kentucky	L, 3-5 (7)
4/24	at Northern Kentucky	W, 9-1 (7)
4/24	at Northern Kentucky	L, 7-8 (7)
4/25	Ashland	W, 4-3 (8)
4/25	Ashland	L, 3-4 (7)
4/27	Xavier	L, 1-5 (7)
4/27	Xavier	L, 6-7 (8)
4/28	Chicago State	L, 4-8
4/30	at Louisville*	L, 4-12 (7)
4/30	at Louisville*	L, 8-9 (7)
5/1	Ohio	W, 2-1 (7)
5/1	Ohio	L, 4-12 (7)
5/4	at Dayton	W, 11-0 (7)
5/4	at Dayton	W, 7-5 (7)
5/8	Louisville*	L, 1-2 (7)
5/8	Louisville*	(Forfeit) W, 7-0 (7)

METRO TOURNAMENT (TALLAHASSEE, FL)		
5/13	at #3 Florida State	L, 2-10
5/13	vs #7 Saint Louis	W, 18-7
5/14	vs #2 Virginia Tech	L, 8-17

1983

OVERALL: 17-31		
METRO CONFERENCE: 1-3		
3/8	at Louisville*	W, 7-3 (7)
3/8	at Louisville*	L, 3-7 (7)
3/12	at Morehead State	L, 7-9 (7)
3/12	at Morehead State	W, 6-5 (7)
3/19	Ball State	W, 7-4 (7)
3/19	Ball State	L, 4-11 (7)
3/20	at Xavier	W, 6-4
3/23	at Eastern Kentucky	L, 0-4 (7)
3/23	at Eastern Kentucky	L, 2-6 (7)
3/24	at Kentucky	L, 3-12 (7)
3/24	at Kentucky	L, 0-25 (7)
3/26	Louisville*	L, 1-9 (7)
3/26	Louisville*	L, 2-5 (7)
3/29	Ohio State	L, 5-6 [11]
4/1	Capital	L, 2-6 (6)
4/5	at Miami (OH)	L, 0-10 (7)
4/5	at Miami (OH)	L, 0-6 (7)
4/11	Toledo	L, 2-4 [12]
4/11	Toledo	L, 2-5 (7)
4/12	at Ball State	L, 6-10 (7)
4/12	at Ball State	W, 4-3 (7)
4/15	at Wright State	L, 2-9 (7)
4/15	at Wright State	L, 12-13 (7)
4/16	vs. Lewis	W, 6-3 (7)
4/16	vs. Lewis	W, 5-2 (7)
4/17	at Dayton	W, 7-4 (7)
4/19	Miami (OH)	L, 1-4 (7)
4/19	Miami (OH)	L, 3-7 (7)
4/20	Eastern Kentucky	W, 6-3 (7)
4/20	Eastern Kentucky	L, 2-8 (8)
4/22	at Marshall	L, 3-6 (7)
4/22	at Marshall	W, 11-8 (7)
4/24	Eastern Michigan	L, 0-1 (7)
4/24	Eastern Michigan	W, 3-1 (7)
4/26	Kentucky	L, 5-7 (7)
4/26	Kentucky	L, 5-8 (7)
4/28	at Dayton	W, 7-6 (7)
4/28	at Dayton	W, 6-5 (7)
4/29	Northern Kentucky	W, 6-3 (7)
4/29	Northern Kentucky	W, 6-3 (7)
5/5	at Ohio State	L, 7-18
5/6	at Ohio	L, 1-3 (7)
5/6	at Ohio	L, 2-3 (7)
5/8	Rio Grande	W, 4-0
5/9	at Denison	L, 1-2

METRO TOURNAMENT (TALLAHASSEE, FL)		
5/12	vs #5 Virginia Tech	W, 9-7 [10]
5/13	at #1 Florida State	L, 2-9
5/13	vs #2 Louisville	L, 1-9

YEAR-BY-YEAR HISTORY

1984

OVERALL: 13-29-1		
METRO CONFERENCE: 0-10		
3/17	at Georgia Tech	L, 2-16
3/18	at South Carolina*	L, 8-12
3/19	at South Carolina*	L, 2-3 (7)
3/19	at South Carolina*	L, 6-7 (7)
3/20	at Furman	L, 2-3
3/22	Eastern Kentucky	W, 11-10 (8)
3/22	Eastern Kentucky	L, 1-4 (5)
3/27	Ohio State	T, 6-6 (11)
3/29	at Ball State	L, 2-7 (7)
3/29	at Ball State	L, 1-2 (7)
3/31	Northwestern	L, 4-14 (7)
3/31	Northwestern	L, 3-14 (7)
4/1	Indiana	W, 7-5 (7)
4/1	Indiana	L, 3-4 (7)
4/8	Louisville*	L 2-11 (7)
4/8	Louisville*	L, 2-11 (7)
4/9	Northern Kentucky	W, 9-5 (7)
4/11	Kentucky	L, 3-10
4/13	at Virginia Tech*	L, 2-5
4/14	at Virginia Tech*	L, 0-4 (8)
4/15	at Virginia Tech*	L, 5-15
4/18	Dayton	W, 7-5 (7)
4/18	Dayton	W, 3-2 (7)
4/20	Central State	W, 6-0 (7)
4/20	Central State	W, 10-3 (7)
4/24	at Kentucky	L, 6-8
4/25	at Indiana	L, 1-6
4/27	Wilmington	W, 7-1 (7)
4/27	Wilmington	W, 9-4 (7)
4/29	at Wright State	L, 1-2 (7)
4/29	at Wright State	L, 1-2 (7)
4/30	Ohio	L, 6-7 (8)
4/30	Ohio	W, 8-3 (7)
5/1	at Eastern Kentucky	L, 2-5 (7)
5/1	at Eastern Kentucky	L, 3-8 (7)
5/2	at Ohio State	L, 6-15
5/4	at Louisville*	L, 1-5 (7)
5/4	at Louisville*	L, 4-6 (7)
5/5	vs Xavier	W, 8-2

METRO TOURNAMENT [TALLAHASSEE, FL]		
5/10	vs #1 Louisville	W, 7-4
5/10	vs #6 Memphis State	W, 3-2
5/12	vs #3 South Carolina	L, 3-4
5/12	at #2 Florida State	L, 2-11

1985

OVERALL: 29-25		
METRO CONFERENCE: 7-10		
3/2	Valparaiso	W, 5-2
3/4	Northern Kentucky	W, 10-9 (7)
3/7	Georgetown (KY)	W, 10-5 (7)
3/9	Illinois	W, 7-6 (8)
3/9	Illinois	L, 5-9 (6)
3/10	Illinois	W, 8-7 (8)
3/10	Illinois	L, 3-13 (5)
3/16	at Morehead State	W, 11-1 (7)
3/16	at Morehead State	W, 8-6 (7)
3/18	at East Tennessee State	W, 5-4 (7)
3/20	at South Carolina*	L, 2-11 (7)
3/20	at South Carolina*	L, 10-11 (7)
3/21	at South Carolina*	L, 3-29 (6)
3/21	at Carson-Newman	W, 10-5
3/22	at Eastern Kentucky	W, 8-6 (7)
3/22	at Eastern Kentucky	W, 10-4 (6)
3/27	Xavier	W, 15-7
3/28	Dayton	W, 10-6
3/19	at Northern Kentucky	L, 12-13
4/2	at Ohio State	L, 11-17
4/3	IPFW	W, 4-3 (7)
4/3	IPFW	L, 4-5 (7)
4/4	Central State	W, 9-3 (7)
4/4	Central State	W, 18-13 (7)
4/6	at Virginia Tech*	L, 7-9 (7)
4/6	at Virginia Tech*	L, 5-10 (7)
4/7	at Virginia Tech*	L, 2-13
4/9	Kentucky	W, 6-5
4/10	at Dayton	W, 16-10
4/11	at Xavier	L, 4-7
4/13	South Carolina*	W, 7-6
4/13	South Carolina*	W, 7-5 (7)
4/14	South Carolina*	W, 6-4
4/16	at Miami (OH)	L, 2-3 (11)
4/16	at Miami (OH)	L, 3-6 (7)
4/20	Virginia Tech*	L, 7-9 (7)
4/20	Virginia Tech*	L, 3-5 (7)
4/21	Virginia Tech*	W, 12-9
4/23	at Kentucky	L, 4-10
4/24	Ohio State	W, 10-9 (10)
4/25	at Wilmington	L, 4-7 (7)
4/25	at Wilmington	L, 6-7 (7)
4/28	at Louisville*	L, 1-2 (7)
4/28	at Louisville*	W, 2-1 (7)
4/30	at Ohio	L, 2-5 (7)
4/30	at Ohio	W, 4-3 (7)
5/2	Wright State	L, 0-6 (7)
5/2	Wright State	W, 7-6 (7)
5/4	Louisville*	L, 9-13 (7)
5/4	Louisville*	W, 10-3 (7)
5/5	Louisville*	W, 10-4

METRO TOURNAMENT [TALLAHASSEE, FL]		
5/9	vs #4 Memphis State	L, 4-18
5/10	vs #7 Southern Miss	W, 11-9
5/10	at #1 Florida State	L, 0-24

1986

OVERALL: 26-28		
METRO CONFERENCE: 9-9		
3/2	at Bellarmine	L, 13-14 (10)
3/8	at Tennessee	L, 5-7 (7)
3/8	at Tennessee	L, 0-4 (7)
3/9	at Tennessee	L, 9-15
3/14	Olivet Nazarene	W, 10-6
3/15	Wright State	W, 4-3 (7)
3/15	Wright State	L, 1-4 (7)
3/22	Indiana State	L, 5-8 (7)
3/22	Indiana State	L, 5-14 (7)
3/23	West Virginia	W, 10-7 (7)
3/23	West Virginia	L, 3-14 (7)
3/25	at USC Aiken	L, 11-15 (10)
3/26	at USC Aiken	W, 21-7
3/27	at South Carolina*	L, 3-7 (7)
3/27	at South Carolina*	L, 1-8 (7)
3/28	at South Carolina*	W, 10-6
4/1	Ohio State	L, 3-5
4/2	Xavier	W, 9-6
4/3	Butler	L, 3-4 (7)
4/3	Butler	W, 6-5 (7)
4/5	Louisville*	W, 7-6 (7)
4/5	Louisville*	W, 16-4 (7)
4/6	Louisville*	W, 2-1
4/8	at Kentucky	L, 1-19
4/10	South Carolina*	L, 2-4 (7)
4/10	South Carolina*	W, 2-1 (7)
4/11	South Carolina*	L, 4-9
4/12	Virginia Tech*	L, 4-10 (7)
4/12	Virginia Tech*	W, 11-7 (7)
4/13	Virginia Tech*	L, 7-11
4/15	Dayton	W, 8-1 (7)
4/15	Dayton	W, 7-6 (7)
4/19	at Virginia Tech*	L, 3-13 (7)
4/19	at Virginia Tech*	L, 6-7 (7)
4/20	at Virginia Tech*	W, 9-5 (6)
4/22	Ohio	L, 0-4 (7)
4/22	Ohio	W, 3-0 (7)
4/23	at Wright State	L, 3-4 (7)
4/23	at Wright State	L, 1-4 (7)
4/25	at Northern Kentucky	W, 7-1 (7)
4/25	at Northern Kentucky	W, 7-6 (7)
4/26	at Denison	W, 16-0
4/27	Central State	W, 6-0 (7)
4/27	Central State	W, 8-1 (7)
4/29	Eastern Kentucky	W, 9-8
4/30	at Ohio State	L, 6-7
5/1	at Xavier	L, 2-14
5/3	at Louisville*	W, 5-4 (7)
5/3	at Louisville*	L, 9-10 (7)
5/4	at Louisville*	W, 12-9

METRO TOURNAMENT [TALLAHASSEE, FL]		
5/8	vs #3 Virginia Tech	W, 6-5
5/9	at #1 Florida State	L, 3-10
5/9	vs #6 Southern Miss	L, 1-11

5/13	vs Miami (OH)	W, 3-1
------	---------------	--------

1987

OVERALL: 32-21		
METRO CONFERENCE: 5-8		
3/5	Wright State	W, 17-15 (6)
3/8	Ferris State	W, 11-0 (7)
3/8	Ferris State	W, 10-5 (7)
3/11	Bellarmine	W, 14-13 (7)
3/11	Bellarmine	W, 7-1 (7)
3/14	at Ohio	W, 10-4 (7)
3/14	at Ohio	W, 3-2 (5)
3/21	at West Virginia	W, 11-8 (7)
3/21	at West Virginia	W, 8-0 (7)
3/22	at West Virginia	L, 6-12 (7)
3/22	at West Virginia	W, 5-1 (7)
3/23	at Charleston (WV)	W, 9-4 (14)
3/25	at Miami (OH)	L, 3-6
3/26	Wilmington	W, 6-1 (7)
3/26	Wilmington	L, 0-3 (7)
3/28	South Carolina*	L, 7-11 (7)
3/29	South Carolina*	L, 2-8 (7)
4/8	at Dayton	W, 8-5
4/8	at Dayton	L, 6-8
4/9	at Indiana State	L, 2-9
4/9	at Indiana State	L, 4-7
4/11	at Virginia Tech*	L, 1-11 (7)
4/11	at Virginia Tech*	W, 13-1 (7)
4/14	at South Carolina*	L, 1-6 (7)
4/14	at South Carolina*	L, 4-5 (7)
4/15	at South Carolina*	L, 11-15
4/18	Virginia Tech*	W 2-1 (7)
4/18	Virginia Tech*	L, 0-16 (7)
4/19	Virginia Tech*	L, 1-4
4/21	Central State	W, 7-5
4/21	Central State	W, 8-2
4/22	at Northern Kentucky	L, 1-4
4/24	at Wright State	W, 13-3 (7)
4/25	at Butler	L, 1-2 (8)
4/25	at Butler	W, 3-0 (7)
4/28	at Central State	W, 15-6 (7)
4/28	at Central State	W, 15-2 (5)
4/30	Xavier	W, 6-5
5/1	at Xavier	L, 3-7
5/2	at Youngstown State	W, 10-7 (7)
5/2	at Youngstown State	W, 10-1 (7)
5/5	Wright State	L, 1-4 (7)
5/5	Wright State	L, 6-7
5/6	Ohio State	W, 4-3 (7)
5/6	Ohio State	W, 3-1 (7)
5/9	at Louisville*	W, 9-4 (7)
5/9	at Louisville*	W, 10-4 (7)
5/10	at Louisville*	W, 14-11

METRO TOURNAMENT [COLUMBIA, SC]		
5/13	vs #3 Virginia Tech	L, 1-2
5/14	vs #7 Louisville	W, 8-6
5/15	vs #4 Memphis State	W, 13-1
5/16	at #1 South Carolina	W, 19-4
5/16	vs #2 Florida State	L, 3-6

YEAR-BY-YEAR HISTORY

1988		
OVERALL: 28-21		
METRO CONFERENCE: 7-10		
3/9	at Bellarmine	W, 8-0
3/21	at Belmont	W, 7-1 [7]
3/21	at Belmont	L, 10-11 [7]
3/22	at Vanderbilt	L, 5-11 [7]
3/22	at Vanderbilt	L, 6-7 [7]
3/24	at Cumberland	L, 6-7
3/24	at Cumberland	L, 9-13 [6]
3/27	Bowling Green	W, 7-4 [7]
3/27	Bowling Green	W, 3-2 [7]
3/28	Dayton	W, 6-1 [7]
3/28	Dayton	W, 14-1 [7]
3/30	at Wilmington	W, 10-0 [5]
3/30	at Wilmington	L, 8-9 [7]
4/7	South Carolina*	L, 1-6 [7]
4/7	South Carolina*	W, 3-1 [7]
4/10	Akron	W, 7-6 [11]
4/12	at Wright State	L, 1-4 [7]
4/12	at Wright State	W, 13-3 [7]
4/13	Ohio State	L, 4-5 [7]
4/13	Ohio State	W, 4-2 [7]
4/16	at Louisville*	W, 2-1 [7]
4/16	at Louisville*	L, 7-13 [7]
4/17	at Louisville*	L, 7-13
4/19	at Xavier	W, 10-4
4/20	Xavier	W, 3-1
4/22	at Northern Kentucky	W, 7-4 [7]
4/22	at Northern Kentucky	W, 8-5 [7]
4/23	Virginia Tech*	L, 4-6 [7]
4/23	Virginia Tech*	W, 8-2 [7]
4/24	Virginia Tech*	W, 2-1 [10]
4/26	Ohio	W, 14-4 [7]
4/26	Ohio	W, 10-8 [7]
4/27	at Dayton	W, 15-5 [6]
4/27	at Dayton	W, 16-8 [7]
4/30	at Virginia Tech*	L, 1-9 [7]
4/30	at Virginia Tech*	L, 9-16 [7]
5/1	at Virginia Tech*	W, 5-3
5/5	at Akron	W, 3-0
5/7	Louisville*	L, 5-9 [7]
5/7	Louisville*	W, 3-1 [7]
5/8	Louisville*	W, 8-7
5/10	Youngstown State	W, 5-4 [7]
5/10	Youngstown State	L, 6-7 [7]
5/13	at South Carolina*	L, 5-10
5/14	at South Carolina*	L, 4-10
5/15	at South Carolina*	L, 1-2

METRO TOURNAMENT (TALLAHASSEE, FL)		
5/18	vs #3 Virginia Tech	L, 1-8
5/19	vs #7 Louisville	W, 11-9
5/20	vs #4 Southern Miss	L, 1-10

1989		
OVERALL: 21-30		
METRO CONFERENCE: 3-14		
3/3	at Hanover	W, 8-1 [7]
3/3	at Hanover	L, 1-5 [7]
3/4	at Indiana-Southeast	L, 4-6 [7]
3/4	at Indiana-Southeast	W, 5-2 [6]
3/9	at Morehead State	W, 2-1 [10]
3/10	at Bellarmine	W, 8-7
3/11	Akron	W, 5-3
3/12	Kent State	L, 3-7 [7]
3/12	Kent State	L, 2-10 [5]
3/18	at Erskine	W, 10-0 [7]
3/19	at Wofford	W, 7-2
3/25	at Virginia Tech*	L, 1-9 [7]
3/25	at Virginia Tech*	L, 2-6 [7]
3/26	at Virginia Tech*	L, 14-11
3/28	Wright State	W, 7-6
4/1	Louisville*	W, 9-6 [7]
4/2	Louisville*	L, 5-13 [7]
4/2	Louisville*	L, 4-6
4/4	at Indiana State	L, 6-15 [7]
4/4	at Indiana State	L, 4-8 [6]
4/5	Kentucky	L, 4-9
4/9	South Carolina*	W, 6-5 [7]
4/9	South Carolina*	L, 5-12 [7]
4/12	at Ohio State	L, 9-13 [7]
4/12	at Ohio State	W, 5-3 [7]
4/13	at Wright State	L, 3-6
4/15	at Akron	L, 1-4 [7]
4/15	at Akron	W, 5-1 [7]
4/16	at Youngstown State	W, 4-3 [7]
4/16	at Youngstown State	L, 3-8 [7]
4/19	Xavier	W, 10-5
4/20	at Xavier	L, 7-12
4/22	at Memphis State*	L, 7-8 [7]
4/22	at Memphis State*	L, 3-9 [7]
4/23	at Memphis State*	L, 5-13
4/26	Eastern Kentucky	W, 5-1
4/29	Heidelberg	W, 5-0 [7]
4/29	Heidelberg	L, 1-2 [5]
5/3	at Dayton	W, 15-0 [7]
5/3	at Dayton	W, 15-2 [7]
5/5	at Southern Miss*	L, 1-9 [7]
5/5	at Southern Miss*	L, 3-11 [7]
5/7	at Southern Miss*	L, 4-6
5/10	at Eastern Kentucky	L, 1-4
5/12	Florida State*	W, 2-0
5/13	Florida State*	L, 7-18
5/14	Florida State*	L, 7-8

METRO TOURNAMENT (COLUMBIA, SC)		
5/17	vs #4 Virginia Tech	L, 0-8
5/19	vs #7 Louisville	W, 11-6 [11]
5/19	vs #5 Memphis State	W, 15-6
5/20	vs #2 Southern Miss	L, 0-5

1990		
OVERALL: 23-29		
METRO CONFERENCE: 5-10		
3/3	at Austin Peay	L, 0-4 [7]
3/3	at Austin Peay	L, 1-4 [7]
3/4	at Bellarmine	L, 3-7
3/6	at Eastern Kentucky	L, 2-7
3/7	Dayton	L, 4-7 [7]
3/7	Dayton	W, 4-3 [7]
3/8	Butler	W, 11-10 [7]
3/11	Kent State	W, 5-4 [7]
3/11	Kent State	L, 4-9 [6]
3/18	at Cumberland	W, 10-4 [7]
3/18	at Cumberland	L, 6-7 [7]
3/19	at Trevecca Nazarene	W, 10-3
3/20	at Vanderbilt	L, 3-10
3/21	at Vanderbilt	L, 15-13
3/22	at Western Kentucky	L, 6-7
3/27	at Ohio State	L, 6-9
3/28	at Morehead State	W, 5-0
4/3	Indiana State	W, 2-0 [7]
4/3	Indiana State	L, 3-6 [7]
4/4	at Ohio	L, 3-7
4/7	at South Carolina*	L, 4-5
4/7	at South Carolina*	L, 5-8 [7]
4/8	at South Carolina*	W, 6-4
4/12	at Dayton	W, 10-6 [7]
4/12	at Dayton	W, 6-3 [7]
4/14	Tulane*	W, 6-4
4/15	Tulane*	W, 4-2 [7]
4/15	Tulane*	W, 16-7 [7]
4/16	at Wilmington	W, 15-1 [5]
4/16	at Wilmington	W, 10-0 [6]
4/18	Xavier	W, 7-0
4/21	Memphis State*	W, 4-2
4/21	Memphis State*	L, 5-7 [7]
4/22	Memphis State*	L, 7-9
4/24	Eastern Kentucky	L, 5-6
4/25	at Wright State	L, 3-6
4/28	Southern Miss*	L, 4-19 [7]
4/29	Southern Miss*	L, 6-10 [7]
4/29	Southern Miss*	L, 1-5 [7]
5/2	Morehead State	W, 11-8 [7]
5/2	Morehead State	W, 3-2 [7]
5/5	at Akron	L, 0-4 [7]
5/6	at Youngstown State	W, 2-1 [7]
5/6	at Youngstown State	L, 0-1 [7]
5/12	at Florida State*	L, 1-6
5/12	at Florida State*	L, 3-12
5/13	at Florida State*	L, 1-4

METRO TOURNAMENT (HATTIESBURG, MS)		
5/17	vs #3 South Carolina	W, 6-2
5/17	at #2 Southern Miss	W, 4-3
5/18	vs #1 Florida State	W, 5-4
5/19	vs #4 Virginia Tech	L, 2-3
5/20	vs #1 Florida State	L, 5-8

1991		
OVERALL: 28-30		
METRO CONFERENCE: 2-19		
3/2	at Hanover	W, 8-0 [7]
3/2	at Hanover	W, 3-2 [8]
3/3	Bellarmine	W, 3-0 [7]
3/3	Bellarmine	W, 7-1 [7]
3/7	at Butler	W, 5-2 [7]
3/7	at Butler	W, 6-4 [7]
3/9	Akron	W, 13-9 [7]
3/9	Akron	W, 11-8 [7]
3/10	Akron	L, 3-17 [7]
3/15	Marian	W, 12-1 [7]
3/15	Marian	L, 10-11 [7]
3/17	Northern Kentucky	W, 11-10 [7]
3/23	at Virginia Tech*	L, 11-14
3/24	at Virginia Tech*	L, 6-14
3/25	at Virginia Tech*	L, 12-16
3/27	Ferris State	W, 5-1 [7]
3/28	Ashland	W, 17-12
3/30	South Carolina*	W, 12-8
3/30	South Carolina*	W, 2-1 [7]
3/31	South Carolina*	L, 6-9 [7]
4/2	West Virginia	W, 22-4 [7]
4/2	West Virginia	W, 9-5 [7]
4/3	Ohio	W, 9-8
4/6	at Tulane*	L, 6-16
4/6	at Tulane*	L, 2-3 [8]
4/7	at Tulane*	L, 8-13
4/10	at Indiana	W, 11-8
4/11	at Morehead State	W, 5-2 [7]
4/11	at Morehead State	L, 3-6 [7]
4/13	Wright State	W, 7-5 [5]
4/16	Xavier	W, 12-2
4/17	at Xavier	W, 6-5
4/18	at Wright State	L, 12-13
4/20	at Memphis State*	L, 3-4 [10]
4/20	at Memphis State*	L, 2-4 [7]
4/21	at Memphis State*	L, 2-3 [10]
4/23	at Kentucky	L, 6-17
4/24	Morehead State	W, 1-0 [7]
4/24	Morehead State	W, 6-2 [7]
4/25	at Eastern Kentucky	L, 1-6
4/27	at Southern Miss*	L, 0-3
4/27	at Southern Miss*	L, 0-3 [7]
4/28	at Southern Miss*	L, 6-12
4/30	at Northern Kentucky	W, 3-1
5/1	at Wright State	L, 10-1 [11]
5/1	at Wright State	L, 3-6 [7]
5/4	Louisville*	L, 8-13
5/4	Louisville*	L, 5-11 [7]
5/5	Louisville*	L, 12-18
5/8	Youngstown State	W, 14-8 [7]
5/8	Youngstown State	L, 6-11 [7]
5/10	Florida State*	L, 5-15
5/11	Florida State*	L, 9-13
5/12	Florida State*	L, 5-10

METRO TOURNAMENT (BLACKSBURG, VA)		
5/15	vs #1 Florida State	L, 3-9
5/16	at #4 Virginia Tech	W, 10-4
5/17	vs #6 Memphis State	W, 7-5
5/18	vs #1 Florida State	L, 12-13

YEAR-BY-YEAR HISTORY

1992

OVERALL: 22-26

GREAT MIDWEST CONFERENCE: 5-11

3/3	Ashland	W, 8-1 (7)
3/3	Ashland	W, 3-0 (7)
3/4	Northern Kentucky	L, 4-6 (10)
3/21	at Dayton	W, 19-3 (7)
3/21	at Dayton	L, 2-7 (7)
3/21	Northwestern	L, 7-11 (6)
3/22	Northwestern	W, 9-8 (7)
3/24	at Marshall	L, 5-8
3/25	at West Virginia	W, 7-0 (7)
3/25	at West Virginia	L, 4-8 (7)
3/26	at West Virginia Wesleyan	L, 4-5
3/29	Alice Lloyd	W, 11-1 (7)
3/29	Alice Lloyd	W, 9-0 (5)
4/1	at Ohio	L, 7-8 (10)
4/4	at Saint Louis*	W, 4-3
4/4	at Saint Louis*	L, 4-8 (7)
4/5	at Saint Louis*	L, 1-11
4/7	at Dayton	L, 4-7
4/8	at Morehead State	W, 2-0 (7)
4/8	at Morehead State	W, 16-7 (7)
4/11	at UAB*	L, 4-5
4/11	at UAB*	L, 0-2 (7)
4/12	at UAB*	L, 2-11
4/14	Xavier	W, 17-4
4/15	Bellarmine	L, 12-13 (11)
4/16	at Xavier	L, 4-5
4/19	Memphis State*	W, 14-6 (7)
4/19	Memphis State*	L, 2-11 (7)
4/22	Louisville	W, 7-1
4/23	Miami [OH]	W, 9-8
4/25	UAB*	L, 3-4
4/25	UAB*	L, 1-3 (7)
4/26	UAB*	L, 1-4 (10)
4/28	at Northern Kentucky	W, 7-0
4/29	Eastern Kentucky	L, 2-6
4/30	Wilmington	W, 8-0 (7)
4/30	Wilmington	W, 10-0 (5)
5/2	at Memphis State*	L, 3-4
5/2	at Memphis State*	W, 5-3 (7)
5/3	at Memphis State*	W, 5-4 (11)
5/5	at Louisville	L, 3-19
5/6	at Eastern Kentucky	L, 5-8
5/10	Saint Louis*	W, 8-7
5/10	Saint Louis*	L, 2-4 (7)

GREAT MIDWEST TOURNAMENT
(BIRMINGHAM, AL)

5/13	vs #2 Memphis State	W, 2-1
5/13	at #1 UAB	W, 2-1
5/14	at #1 UAB	L, 5-12
5/15	at #1 UAB	L, 5-10

1993

OVERALL: 16-29

GREAT MIDWEST CONFERENCE: 3-15

3/21	vs Cornell#	W, 12-0
3/22	vs So. Connecticut State#	W, 18-1
3/23	vs Bethune-Cookman#	W, 17-10
3/24	vs Bluefield State#	W, 11-1
3/25	vs Akron #	L, 6-13
3/26	vs Akron#	L, 4-9 (11)
3/28	at Eastern Kentucky	W, 3-2
4/1	Louisville	L, 10-16
4/3	at Saint Louis*	L, 4-9
4/3	at Saint Louis*	L, 8-13 (7)
4/4	at Saint Louis*	L, 4-12
4/6	at Miami [OH]	L, 1-4
4/7	at Morehead State	L, 2-25 (7)
4/7	at Morehead State	L, 1-3 (7)
4/8	Marshall	W, 16-15
4/10	at UAB*	L, 3-9
4/10	at UAB*	L, 1-14 (7)
4/11	at UAB*	L, 4-9
4/13	at Xavier	W, 22-14
4/17	Memphis State*	L, 8-10
4/17	Memphis State*	W, 5-2 (7)
4/18	Memphis State*	L, 2-3
4/21	West Virginia	L, 0-5 (7)
4/21	West Virginia	L, 6-8 (7)
4/22	Morehead State	L, 2-4
4/23	Northern Kentucky	W, 7-5
4/24	UAB*	W, 26-8
4/24	UAB*	L, 7-11 (7)
4/25	UAB*	L, 5-10 (6)
4/26	at Louisville	W, 9-8
4/27	Xavier	W, 6-3
4/28	at Wright State	L, 5-13
4/29	Dayton	W, 4-1
5/1	at Memphis State*	L, 3-7
5/1	at Memphis State*	L, 2-13 (7)
5/2	at Memphis State*	L, 2-9
5/5	Wright State	L, 3-13 (7)
5/5	Wright State	L, 2-9 (7)
5/6	at Denison	W, 8-0
5/7	Saint Louis*	L, 9-12
5/7	Saint Louis*	L, 6-12 (7)
5/8	Saint Louis*	W, 4-0
5/11	Ball State	W, 10-1

GREAT MIDWEST TOURNAMENT
(MEMPHIS, TN)

5/14	at #1Memphis State	L, 1-6
5/15	vs #2 UAB	L, 1-7

Spring Trip (Daytona Beach, FL)

1994

OVERALL: 14-41

GREAT MIDWEST CONFERENCE: 3-19

3/4	at Southern Miss	L, 7-10
3/5	at Southern Miss	L, 4-13
3/6	at Southern Miss	L, 2-12
3/19	at Saint Louis*	L, 2-3
3/19	at Saint Louis*	L, 3-4 (7)
3/20	at Saint Louis*	L, 0-2
3/22	at Ball State	L, 8-17
3/23	Toledo	L, 0-15
3/24	Eastern Kentucky	L, 7-11
3/25	at Northern KY	L, 11-12 (14)
3/26	Memphis State*	L, 6-7
3/26	Memphis State*	L, 1-14 (7)
3/27	Memphis State*	L, 1-8
3/29	at Bellarmine	W, 8-4
3/30	Duquesne	W, 7-6 (7)
3/30	Duquesne	W, 5-4 (7)
3/31	Marshall	L, 7-11
4/2	at Dayton*	L, 7-9
4/2	at Dayton*	L, 1-5 (7)
4/5	at West Virginia	L, 2-3 (7)
4/5	at West Virginia	L, 2-3 (7)
4/6	at Ohio	L, 0-1 (6)
4/9	at UAB*	L, 5-10
4/9	at UAB*	L, 1-20 (7)
4/10	at UAB*	W, 13-1
4/12	at Eastern Kentucky	L, 4-5
4/16	Xavier	W, 6-5
4/16	Xavier	L, 4-5 (7)
4/17	at Xavier	L, 0-6 (7)
4/17	at Xavier	W, 13-11 (7)
4/19	Morehead State	L, 1-2
4/20	at Butler	L, 4-5
4/21	Northern Kentucky	W, 12-8
4/23	Saint Louis*	W, 9-4
4/23	Saint Louis*	L, 3-10 (7)
4/24	Saint Louis*	L, 4-10
4/26	Wright State	W, 7-6
4/27	Louisville	L, 8-9
4/30	at Memphis State*	L, 1-25
4/30	at Memphis State*	L, 2-6 (7)
5/1	at Memphis State*	L, 2-6
5/4	Dension	W, 9-5
5/5	at Wright State	L, 6-10
5/8	Dayton*	L, 6-7
5/8	Dayton*	L, 1-9 (7)
5/9	Hanover	W, 8-0
5/10	at Louisville	L, 7-9
5/11	Ohio State	L, 4-14
5/14	UAB*	L, 5-8
5/14	UAB*	L, 6-7 (7)
5/15	UAB*	W, 7-5

GREAT MIDWEST TOURNAMENT
(CINCINNATI, OH)

5/20	#2 UAB	L,2-5
5/20	#3 Saint Louis	W, 8-5
5/21	#4 Dayton	W, 11-10 (10)
5/21	#1 Memphis State	L, 5-15

1995

OVERALL: 34-21

GREAT MIDWEST CONFERENCE: 17-6

3/1	Butler	W, 11-8
3/3	at NC State	W, 4-3 (7)
3/3	at NC State	L, 7-8 (7)
3/4	at NC State	L, 3-4
3/5	at NC State	L, 3-4
3/18	Memphis*	W, 6-3
3/18	Memphis*	L, 5-13 (7)
3/19	Memphis*	W, 13-12
3/21	Bellarmine	W, 9-5
3/22	at Xavier	W, 10-7
3/23	at Hanover	L, 3-6
3/25	at Saint Louis*	L, 4-7
3/25	at Saint Louis*	W, 4-3 (7)
3/26	at Saint Louis*	W, 5-4
3/28	Miami [OH]	L, 3-21
3/29	at Northern Kentucky	W, 10-3
3/30	at Notre Dame	L, 4-5
4/1	Dayton*	L, 5-9
4/1	Dayton*	W, 6-3 (7)
4/2	Dayton*	W, 6-1
4/5	at Louisville	L, 6-7
4/6	at Morehead State	W, 7-3
4/8	at Dayton*	W, 16-7
4/8	at Dayton*	L, 1-7 (7)
4/9	at Dayton*	L, 7-11
4/11	at Eastern Kentucky	L, 8-9
4/12	Louisville	W, 10-6
4/14	Thomas More	W, 3-1
4/15	IUPUI	W, 12-0 (5)
4/15	IUPUI	W, 5-0 (7)
4/16	at Denison	W, 8-0
4/17	Northern Kentucky	W, 12-4
4/18	Eastern Kentucky	L, 7-9
4/19	at Miami [OH]	W, 5-2
4/22	Saint Louis*	W, 5-2
4/22	Saint Louis*	W, 3-2 (7)
4/23	Saint Louis*	W, 10-9
4/25	Wright State	W, 16-10
4/26	at Ohio State	L, 7-13
4/27	Morehead State	L, 0-6
4/29	at Memphis*	W, 6-3
4/29	at Memphis*	L, 3-4 (7)
4/30	at Memphis*	W, 11-3 (7)
5/2	at Wright State	L, 4-11
5/6	at UAB*	W, 10-8
5/6	at UAB*	W, 7-4 (7)
5/7	at UAB*	W, 9-5
5/10	Ball State	W, 12-4
5/11	Ashland	L, 2-3
5/14	UAB*	W, 2-1
5/14	UAB*	W, 3-2 (7)

GREAT MIDWEST TOURNAMENT
(SAINT LOUIS, MO)

5/19	at #4 Saint Louis	W, 11-3
5/20	vs #5 Dayton	W, 6-4
5/21	vs #3 Memphis	L, 0-8
5/21	vs #3 Memphis	L, 3-5

1996

OVERALL: 5-34		
CONFERENCE USA: 1-19		
2/25	at Northern Kentucky	L, 2-3
3/16	Bowling Green	L, 3-9 (7)
3/16	Bowling Green	L, 2-4 (7)
3/17	Bowling Green	L, 3-8 (7)
3/17	Bowling Green	W, 8-7 (7)
3/26	at Ohio	L, 1-6 (7)
3/26	at Ohio	W, 15-4 (8)
3/27	at Butler	L, 16-17 (10)
3/29	at UAB*	L, 2-4
3/30	at UAB*	L, 1-13
3/31	at UAB*	L, 2-12 (6)
4/2	Dayton	L, 11-14 (7)
4/3	Dayton	W, 11-10 (7)
4/5	Tulane*	L, 1-5
4/6	Tulane*	L, 4-6 (10)
4/7	Tulane*	L, 4-8
4/8	Hanover	L, 6-10
4/9	at Xavier	L, 4-7
4/10	at Kentucky	L, 7-16
4/12	USF*	L, 6-14
4/13	USF*	L, 3-6
4/14	USF*	L, 2-20
4/17	Kentucky	L, 6-7
4/19	at Southern Miss*	L, 2-18
4/20	at Southern Miss*	L, 2-3
4/21	at Southern Miss*	L, 1-6
4/24	Northern Kentucky	L, 6-8
4/25	at Eastern Kentucky	L, 3-5
4/26	Saint Louis*	L, 3-4
4/27	Saint Louis*	L, 7-11
5/1	at Bowling Green	L, 9-23
5/3	at Charlotte*	L, 1-11
5/4	at Charlotte*	L, 3-7
5/5	at Charlotte*	L, 2-9
5/7	Xavier	W, 6-5
5/10	at Louisville*	W, 17-9
5/11	at Louisville*	L, 9-10 (7)
5/12	at Louisville*	L, 6-11

C-USA TOURNAMENT (HATTIESBURG, MS)		
5/14	vs #8 Louisville	L, 2-4

1997

OVERALL: 12-46		
CONFERENCE USA: 4-23		
2/21	at Rice#	L, 9-37
2/22	vs Northwestern State#	L, 9-10
2/23	vs Oklahoma State#	L, 3-13 (7)
2/28	Cleveland State	W, 7-6
3/2	Cleveland State	W, 9-3 (7)
3/2	Cleveland State	L, 7-14 (7)
3/4	Marshall	W, 13-3
3/5	Ohio	L, 12-10 (8)
3/6	Dayton	L, 1-3
3/8	Indiana	L, 8-10 (7)
3/8	Indiana	L, 4-7
3/11	at Dayton	L, 2-8
3/12	at Xavier	L, 3-8
3/14	Louisville*	L, 6-7
3/15	Louisville*	L, 6-8
3/16	Louisville*	L, 8-9 (10)
3/21	Charlotte*	W, 15-9

3/22	Charlotte*	W, 3-1 (12)
3/23	Charlotte*	L, 15-12
3/25	at Marshall	W, 11-10
3/26	Xavier	W, 7-3
3/28	at Saint Louis*	L, 5-14
3/29	at Saint Louis*	L, 2-9
3/30	at Saint Louis*	W, 14-10
4/1	at Morehead State	L, 0-9
4/2	Eastern Kentucky	L, 4-7
4/4	Southern Miss*	L, 9-13
4/5	Southern Miss*	L, 5-11
4/6	Southern Miss*	L, 5-15
4/8	Xavier	L, 1-17
4/9	at Dayton	L, 2-15
4/11	at USF*	L, 1-7
4/12	at USF*	L, 4-14
4/13	at USF*	L, 3-17
4/15	Morehead State	L, 14-18
4/16	at Miami (OH)	L, 4-7
4/18	at Tulane*	L, 5-7
4/19	at Tulane*	L, 10-12
4/20	at Tulane*	L, 5-7
4/22	Butler	L, 2-3
4/23	at Xavier	L, 4-6
4/24	Wilmington	W, 9-8
4/25	UAB*	L, 2-9
4/26	UAB*	L, 9-17
4/27	UAB*	L, 8-14
4/29	at Eastern Kentucky	W, 3-0
4/30	at Kentucky	L, 1-8
5/3	Memphis*	W, 5-3
5/3	Memphis*	L, 10-12
5/4	Memphis*	L, 6-12
5/6	Wright State	L, 4-8
5/7	Ohio State	L, 2-15
5/10	Houston*	L, 0-9
5/10	Houston*	L, 2-7
5/11	Houston*	L, 5-14

C-USA TOURNAMENT (NEW ORLEANS, LA)		
5/13	vs #7 Louisville	W, 8-5
5/14	at #1 Tulane	L, 0-10
5/15	vs #4 Southern Miss	L, 0-5

TAIPEI INVITATIONAL (TAIPEI, TAIWAN)		
10/31	vs Cultural [EX]	W, 6-3
11/1	vs Taipei [EX]	L, 6-7
11/2	vs Fu-Jen [EX]	L, 2-3

Big Ball Sports Classic (Houston, TX)

1998

OVERALL: 15-38		
CONFERENCE USA: 4-20		
2/13	at Davidson	W, 9-2
2/14	at Davidson	L, 7-12
2/15	at Davidson	L, 0-8
2/20	at Georgia Tech	L, 1-17
2/21	at Georgia Tech	L, 2-19
2/22	at Georgia Tech	L, 6-9
2/26	vs Nebraska	L, 7-12
2/27	vs Illinois State	L, 7-12
2/28	at Austin Peay	L, 4-10
3/1	at Western Kentucky	L, 1-6
3/3	at Miami (OH)	W, 7-5
3/5	at Dayton	L, 11-13 (8)
3/7	at Indiana	L, 2-5 (7)
3/7	at Indiana	L, 0-4 (7)
3/8	at Indiana	W, 8-7
3/13	at Southern Miss*	W, 8-7 (10)
3/14	at Southern Miss*	L, 0-4
3/15	at Southern Miss*	L, 1-13 (7)
3/24	at Notre Dame	L, 2-3
3/25	Bowling Green	L, 5-18 (7)
3/27	at UAB*	L, 8-21
3/28	at UAB*	L, 8-20
3/29	at UAB*	L, 7-12
4/1	Eastern Kentucky	W, 11-9
4/3	Tulane*	L, 5-14
4/4	Tulane*	L, 6-13
4/5	Tulane*	L, 2-14 (7)
4/7	Dayton	W, 16-7
4/8	Dayton	W, 8-4
4/10	at Houston*	L, 0-14
4/11	at Houston*	L, 0-7
4/12	at Houston*	L, 0-5
4/14	at Morehead State	L, 5-6
4/15	at Ohio	W, 13-12 (11)
4/17	at Louisville*	W, 9-2
4/18	at Louisville*	L, 6-12
4/19	at Louisville*	W, 6-4 (11)
4/22	at Xavier	L, 5-6 (7)
4/22	at Xavier	W, 4-3 (7)
4/24	Memphis*	L, 1-4
4/25	Memphis*	L, 6-11
4/26	Memphis*	L, 10-14
4/28	at Bowling Green	W, 6-3
5/1	USF*	W, 7-5
5/2	USF*	L, 7-9
5/3	USF*	L, 5-7
5/5	Marshall	W, 22-18
5/5	Mount St. Joseph	W, 7-1
5/6	at Kentucky	L, 6-22
5/7	at Charlotte*	L, 3-14
5/8	at Charlotte*	L, 2-13
5/9	at Charlotte*	L, 0-13 (8)

C-USA TOURNAMENT (NEW ORLEANS, LA)		
5/12	vs #7 Memphis	L, 5-6

1999

OVERALL: 30-29		
CONFERENCE USA: 9-18		
2/19	at Furman	W, 14-2 (8)
2/20	vs Charleston So.	W, 17-3 (7)
2/20	at Wofford	W, 8-3 (7)
2/21	at Wofford	W, 12-11
2/26	at Western Kentucky	L, 0-10
2/27	vs Marshall	L, 4-5
2/28	at Western Kentucky	L, 10-13
3/5	Youngstown State	W, 20-2
3/6	Youngstown State	W, 10-2
3/7	Youngstown State	W, 10-0
3/17	Xavier	L, 5-8
3/19	UAB*	L, 2-8
3/20	UAB*	W, 9-3
3/21	UAB*	L, 7-11
3/23	at Tennessee	L, 1-5
3/24	at Tennessee	L, 10-13
3/26	at Tulane*	L, 2-4
3/27	at Tulane*	L, 7-8
3/28	at Tulane*	L, 2-20 (7)
3/30	Dayton	W, 10-2
3/31	at Dayton	W, 19-12
4/2	Louisville*	W, 10-4
4/4	Louisville*	L, 4-8 (7)
4/4	Louisville*	L, 4-7 (7)
4/6	at Marshall	L, 11-13
4/7	Miami (OH)	W, 12-3
4/9	at Memphis*	L, 7-8 (12)
4/10	at Memphis*	L, 1-7
4/11	at Memphis*	L, 5-12
4/13	at Eastern Kentucky	W, 16-6
4/14	at Xavier	W, 4-0 (7)
4/14	at Xavier	L, 6-11 (7)
4/16	Southern Miss*	W, 5-3
4/18	Southern Miss*	L, 2-5 (7)
4/18	Southern Miss*	L, 3-4 (7)
4/20	Kentucky	W, 7-5
4/21	Ohio	W, 16-15
4/23	at USF*	L, 4-5
4/24	at USF*	W, 18-5
4/25	at USF*	L, 8-9
4/28	at Morehead State	W, 10-3
4/30	Houston*	L, 10-19
5/1	Houston*	L, 4-6
5/2	Houston*	L, 7-11
5/4	Mount St. Joseph	W, 13-4
5/5	at Kentucky	W, 3-2 (17)
5/7	at Saint Louis*	W, 19-9
5/8	at Saint Louis*	W, 8-5
5/9	at Saint Louis*	W, 15-9
5/11	at Miami (OH)	W, 15-6
5/12	Thomas More	W, 12-5 (7)
5/12	Thomas More	W, 3-2 (7)
5/13	Morehead State	L, 8-14
5/14	Charlotte*	W, 6-0
5/15	Charlotte*	L, 2-16
5/16	Charlotte*	W, 8-7

C-USA TOURNAMENT (MILLINGTON, TN)		
5/18	vs #9 UAB	W, 8-7
5/19	vs #2 Tulane	L, 5-10
5/20	vs #6 Louisville	L, 9-10

YEAR-BY-YEAR HISTORY

2000

OVERALL: 35-25		
CONFERENCE USA: 11-16		
2/19	at Wofford	W, 3-2 (7)
2/19	at Wofford	W, 4-1 (7)
2/20	at Wofford	W, 6-5 (7)
2/20	at Wofford	W, 4-3 (8)
2/25	at Duke	W, 3-0
2/26	at Duke	W, 3-2 (12)
2/27	at Duke	L, 7-10
3/3	Northern Illinois	W, 18-5
3/4	Northern Illinois	W, 1-0 (7)
3/4	Northern Illinois	W, 10-8 (7)
3/5	Northern Illinois	W, 2-1
3/8	Xavier	W, 8-3
3/9	Dayton	W, 7-4
3/10	Detroit Mercy	L, 5-6
3/12	UIC	W, 4-0
3/17	Saint Louis*	W, 17-16
3/18	Saint Louis*	W, 4-2
3/18	Saint Louis*	L, 3-10
3/21	at Tennessee	L, 2-5
3/22	at Tennessee	L, 3-5
3/24	at Louisville*	W, 8-3
3/25	at Louisville*	L, 6-7
3/26	at Louisville*	W, 9-7
3/28	Eastern Kentucky	W, 11-3
3/29	at Morehead State	W, 4-3
3/31	Tulane*	L, 9-10 (10)
4/1	Tulane*	L, 6-15
4/2	Tulane*	L, 5-12
4/5	Miami [OH]	W, 7-3
4/7	at Charlotte*	L, 3-12 (7)
4/9	at Charlotte*	L, 9-12 (7)
4/9	at Charlotte*	W, 6-5
4/11	at Dayton	W, 14-5
4/12	at Xavier	W, 6-2
4/14	at #10 Houston*	L, 0-2
4/15	at #10 Houston*	W, 6-4
4/16	at #10 Houston*	L, 2-9
4/18	at Kentucky	L, 2-12
4/19	Toledo	W, 18-17
4/22	USF*	L, 3-6
4/22	USF*	L, 7-9 (16)
4/23	USF*	L, 10-14
4/25	at Ohio	L, 18-19
4/26	at Miami [OH]	L, 4-6
4/28	at Southern Miss*	L, 3-16
4/29	at Southern Miss*	L, 2-8
4/30	at Southern Miss*	W, 16-10
5/2	Dayton	L, 14-15
5/3	Pittsburgh	W, 8-7
5/5	at UAB*	W, 10-8
5/6	at UAB*	L, 2-3
5/7	at UAB*	L, 11-12
5/10	Morehead State	W, 14-3
5/12	Memphis*	W, 10-9
5/13	Memphis*	W, 5-2
5/14	Memphis*	W, 4-0

C-USA TOURNAMENT

(ST. PETERSBURG, FL)		
5/17	vs #3 Southern Miss	W, 7-2 (10)
5/18	vs #7 UAB	W, 9-4
5/20	vs #7 UAB	W, 15-6
5/21	vs #1 (#9) Houston	L, 4-7 (10)

2001

OVERALL: 34-24		
CONFERENCE USA: 16-11		
2/9	at NC State	L, 3-4
2/10	at NC State	W, 11-9
2/11	at NC State	W, 12-6
2/16	at Wofford	W, 6-4
2/16	at Wofford	W, 6-1 (7)
2/17	at Wofford	W, 15-6
2/23	at Duke	W, 4-3
2/24	at Duke	L, 1-4
3/2	Cleveland State	W, 6-4
3/3	Cleveland State	W, 20-3
3/3	Cleveland State	W, 11-4 (7)
3/7	Xavier	W, 19-3
3/8	at Dayton	L, 5-14
3/10	Purdue	L, 12-16
3/11	Purdue	W, 10-4
3/16	Louisville*	L, 7-12
3/18	Louisville*	W, 6-3 (7)
3/18	Louisville*	W, 6-4 (7)
3/21	at #11 Tennessee	L, 7-15
3/23	at #6 Tulane*	L, 6-14
3/24	at #6 Tulane*	L, 6-9
3/25	at #6 Tulane*	L, 2-5
3/27	Kent State	W, 8-7 (10)
3/28	at Eastern Kentucky	W, 13-5
3/30	Houston*	W, 12-5
3/31	Houston*	L, 4-5 (10)
4/1	Houston*	L, 3-6
4/4	Miami [OH]	W, 16-8
4/6	at USF*	L, 4-8
4/7	at USF*	W, 11-5
4/8	at USF*	L, 5-7
4/10	at Miami [OH]	L, 6-7
4/11	at Xavier	L, 0-4
4/13	UAB*	W, 11-5
4/14	UAB*	W, 14-3
4/15	UAB*	W, 9-8 (11)
4/18	Ohio	W, 22-4
4/20	at Saint Louis*	W, 9-5 (10)
4/21	at Saint Louis*	W, 18-5
4/22	at Saint Louis*	L, 3-4
4/24	Kentucky	W, 3-2 (11)
4/25	at Kentucky	W, 11-4
4/27	Charlotte*	W, 13-7
4/28	Charlotte*	W, 13-0
4/29	Charlotte*	W, 10-4
5/1	vs. Butler	W, 18-10 (10)
5/2	at Toledo	L, 11-19
5/3	at #25 Ohio State	L, 3-14
5/4	Southern Miss*	W, 7-5
5/5	Southern Miss*	W, 14-6
5/6	Southern Miss*	L, 2-11
5/8	Dayton	L, 1-5 (7)
5/8	Dayton	L, 3-4 (7)
5/11	at Memphis*	L, 5-11
5/12	at Memphis*	W, 7-1
5/13	at Memphis*	W, 14-4

C-USA TOURNAMENT (NEW ORLEANS, LA)

5/16	vs #5 Memphis	L, 5-8
5/17	vs #1 (#8) Tulane	L, 7-9

2002

OVERALL: 26-29-1		
CONFERENCE USA: 11-18-1		
2/8	at Furman	L, 6-7
2/9	at Furman	W, 4-2
2/10	at Furman	W, 6-5
2/15	at Duke	W, 15-5
2/16	at Duke	W, 5-2
2/17	at Duke	L, 8-9 (11)
2/22	at #11 Wake Forest	L, 2-3
2/23	at #11 Wake Forest	L, 1-6
2/24	at #11 Wake Forest	L, 5-9
3/5	Dayton	W, 7-3
3/6	Xavier	W, 15-12
3/7	Miami [OH]	L, 5-11
3/8	Cleveland State	W, 8-4
3/10	Cleveland State	W, 8-3 (7)
3/10	Cleveland State	W, 2-1 (7)
3/15	#18 ECU*	W, 8-5
3/16	#18 ECU*	L, 0-7
3/17	#18 ECU*	T, 5-5 (10)
3/19	at Tennessee	L, 4-5
3/20	at Tennessee	L, 5-8
3/22	at #31 Southern Miss*	L, 0-2
3/23	at #31 Southern Miss*	L, 3-17
3/24	at #31 Southern Miss*	L, 0-8
3/27	Ball State	W, 5-0
3/29	Memphis*	L, 4-5
3/30	Memphis*	L, 4-7 (10)
3/31	Memphis*	L, 12-13 (10)
4/2	at Miami [OH]	L, 10-15
4/5	at Louisville*	L, 5-6 (11)
4/6	at Louisville*	W, 6-2
4/7	at Louisville*	L, 3-5
4/10	at Xavier	W, 12-1
4/12	USF*	W, 13-12 (10)
4/13	USF*	L, 5-7
4/14	USF*	W, 11-1 (8)
4/16	at Ohio	W, 11-7
4/19	at #9 Houston*	L, 2-10
4/20	at #9 Houston*	W, 11-10 (12)
4/21	at #9 Houston*	L, 1-10
4/24	Miami [OH]	W, 18-3
4/26	Tulane*	W, 6-3
4/27	Tulane*	L, 5-11
4/28	Tulane*	W, 11-1 (8)
5/3	at Charlotte*	W, 17-7
5/5	at Charlotte*	W, 8-1 (7)
5/5	at Charlotte*	L, 0-4 (7)
5/6	Shawnee State	L, 7-8 (11)
5/8	Dayton	W, 8-5
5/10	at TCU*	L, 4-8
5/11	at TCU*	L, 4-6
5/12	at TCU*	L, 1-6
5/15	Butler	L, 1-17 (7)
5/15	Butler	W, 8-7 (7)
5/16	Saint Louis*	W, 8-7
5/18	Saint Louis*	L, 1-2 (10)
5/18	Saint Louis*	W, 3-0 (7)

2003

OVERALL: 15-39		
CONFERENCE USA: 7-22		
2/8	at Duke	L, 3-4 (11)
2/8	at Duke	W, 8-0
2/9	at Duke	L, 1-7
2/14	at Winthrop	L, 4-8
2/14	at Winthrop	L, 2-4 (7)
2/15	at Winthrop	W, 5-3
2/15	at Winthrop	L, 4-5
2/21	at Vanderbilt	L, 4-5
2/23	at Vanderbilt	L, 1-3
2/23	at Vanderbilt	W, 7-2
3/2	vs Butler	L, 1-2
3/7	at Eastern Kentucky	W, 11-7
3/9	at Morehead State	W, 7-2 (7)
3/9	at Morehead State	L, 3-5 (8)
3/14	at UAB*	L, 4-5
3/15	at UAB*	W, 6-4
3/16	at UAB*	L, 3-10
3/21	Houston*	L, 2-13
3/22	Houston*	L, 6-13
3/23	Houston*	L, 3-16 (7)
3/25	at VCU	L, 6-9
3/26	at VCU	W, 4-1
3/28	at ECU*	L, 2-5
3/29	at ECU*	L, 4-8
3/29	at ECU*	W, 4-3
4/1	at Dayton	L, 3-4
4/2	at Kentucky	L, 9-10
4/4	#24 Southern Miss*	L, 8-15
4/5	#24 Southern Miss*	W, 7-3
4/6	#24 Southern Miss*	L, 2-3
4/11	Louisville*	L, 5-7
4/12	Louisville*	L, 5-17
4/13	Louisville*	W, 5-4
4/15	at Miami [OH]	L, 8-10
4/16	at Purdue	L, 2-6
4/18	at USF*	W, 10-3
4/19	at USF*	L, 0-4
4/20	at USF*	L, 1-4
4/22	at Ohio	W, 8-5
4/25	#29 TCU*	L, 0-3
4/26	#29 TCU*	L, 0-7
4/27	#29 TCU*	L, 6-12
4/29	at Xavier	W, 21-8
4/30	at Xavier	L, 7-10
5/2	at #23 Tulane*	L, 4-5
5/3	at #23 Tulane*	L, 6-7
5/4	at #23 Tulane*	L, 12-10
5/7	at Ohio State	L, 0-17
5/9	at Saint Louis*	W, 5-4 (15)
5/10	at Saint Louis*	L, 5-6
5/11	at Saint Louis*	L, 0-5
5/13	at #15 Notre Dame	L, 6-9
5/15	Charlotte*	L, 5-10
5/16	Charlotte*	W, 10-6

2004

OVERALL: 15-40		
CONFERENCE USA: 6-24		
2/13	at Duke	W, 3-2 [12]
2/14	at Duke	L, 3-12
2/15	at Duke	L, 6-7
2/20	at Alabama	L, 3-6
2/21	at Alabama	L, 0-12
2/22	at Alabama	L, 2-3
2/28	at Xavier	L, 5-6 [7]
2/28	at Xavier	W, 6-2 [7]
2/29	at Xavier	L, 1-4
3/6	at Vanderbilt	L, 2-8
3/6	at Vanderbilt	L, 1-9
3/7	at Vanderbilt	L, 2-11
3/13	vs Ball State	L, 5-12
3/14	vs Ball State	W, 8-4
3/14	at Louisville	L, 6-8
3/19	at USF*	L, 5-15
3/20	at USF*	L, 10-18
3/21	at USF*	L, 2-14 [7]
3/23	at Miami (OH)	L, 7-14
3/24	at Purdue	L, 6-7
3/26	at Louisville*	L, 6-11
3/27	at Louisville*	L, 10-11
3/28	at Louisville*	L, 4-7
4/2	#16 Tulane*	L, 5-10
4/3	#16 Tulane*	L, 1-10
4/4	#16 Tulane*	W, 12-4
4/6	at Dayton	W, 11-4
4/7	at Kentucky	L, 4-8
4/9	at TCU*	L, 2-13
4/10	at TCU*	L, 3-10
4/11	at TCU*	W, 7-6
4/14	at Xavier	W, 9-3
4/16	#14 ECU*	L, 13-15
4/17	#14 ECU*	L, 14-32
4/18	#14 ECU*	L, 7-13
4/20	at Ohio	W, 13-4
4/23	at Houston*	L, 0-17
4/24	at Houston*	L, 6-7
4/25	at Houston*	L, 3-6
4/28	at Miami (OH)	L, 8-14
4/30	Saint Louis*	L, 5-7
5/1	Saint Louis*	W, 13-7
5/2	Saint Louis*	L, 2-6
5/4	at Morehead State	W, 8-7
5/7	at Charlotte*	W, 5-4
5/8	at Charlotte*	W, 11-4
5/9	at Charlotte*	L, 1-12 [7]
5/11	at Ball State	W, 9-8
5/15	at Memphis*	L, 0-3 [10]
5/15	at Memphis*	L, 3-7
5/16	at Memphis*	L, 4-5
5/18	at Akron	W, 5-1
5/20	UAB*	L, 13-14
5/21	UAB*	L, 6-12
5/22	UAB*	W, 7-4

2005

OVERALL: 25-30		
CONFERENCE USA: 10-19		
2/11	at #28 Florida Atlantic	L, 6-7 [13]
2/12	at #28 Florida Atlantic	L, 3-6
2/13	at #28 Florida Atlantic	L, 9-11
2/18	at Duke	W, 3-1
2/19	at Duke	W, 14-13
2/20	at Duke	W, 6-3
2/25	at Wake Forest	L, 9-10 [12]
2/26	at Wake Forest	L, 7-11
2/27	at Wake Forest	W, 5-2
3/4	Cleveland State	W, 9-0
3/5	Cleveland State	W, 7-1
3/6	Cleveland State	W, 14-2
3/13	Xavier	W, 6-0
3/18	Louisville*	L, 12-15
3/20	Louisville*	L, 0-10 [7]
3/20	Louisville*	L, 2-6 [7]
3/22	at Notre Dame	L, 4-10
3/23	Toledo	W, 10-4
3/25	at Southern Miss*	L, 6-7
3/26	at Southern Miss*	L, 3-11
3/27	at Southern Miss*	L, 6-8
3/30	Ohio	L, 3-8
4/3	Houston*	W, 2-1 [7]
4/3	Houston*	L, 1-14 [7]
4/6	Purdue	L, 3-12
4/8	at Saint Louis*	L, 2-6
4/9	at Saint Louis*	W, 6-3
4/10	at Saint Louis*	W, 9-3
4/13	at Xavier	W, 10-5
4/15	Charlotte*	W, 3-1
4/16	Charlotte*	W, 5-4
4/17	Charlotte*	L, 5-6
4/20	Kentucky	W, 7-2
4/22	at UAB*	L, 2-5
4/23	at UAB*	L, 3-4
4/24	at UAB*	W, 1-0
4/25	Mount St. Joseph	W, 5-3
4/27	Miami (OH)	L, 2-7
4/29	at ECU*	L, 7-13
4/30	at ECU*	W, 3-2 [10]
5/1	at ECU*	L, 4-8
5/3	Kent State	L, 1-3
5/5	Kentucky State	W, 18-0 [7]
5/6	#28 TCU*	L, 0-11
5/7	#28 TCU*	W, 4-3
5/8	#28 TCU*	L, 13-15
5/10	Miami (OH)	L, 2-5
5/11	Xavier	W, 9-2
5/13	Memphis*	W, 7-5
5/14	Memphis*	W, 10-2
5/15	Memphis*	L, 7-8
5/17	Eastern Kentucky	W, 8-4
5/19	at USF*	L, 1-9
5/20	at USF*	L, 2-6
5/21	at USF*	L, 8-18 [8]

2006

OVERALL: 32-26		
BIG EAST CONFERENCE: 13-14		
2/10	at #1 Florida	L, 0-10
2/11	at #1 Florida	L, 4-10
2/12	at #1 Florida	L, 4-20
2/17	at North Carolina A&T	L, 11-12
2/19	at North Carolina A&T	W, 19-4 [7]
2/19	at North Carolina A&T	W, 3-0 [7]
2/24	at High Point	W, 11-1
2/25	at High Point	L, 0-1
2/26	at High Point	W, 16-6
3/1	at Kentucky	W, 10-9
3/3	Niagara	W, 7-1
3/4	Niagara	L, 0-1
3/5	Niagara	W, 9-7
3/10	Cleveland State	W, 8-1
3/11	Cleveland State	W, 7-5
3/12	Cleveland State	W, 5-1
3/18	Oakland	W, 20-12
3/18	Oakland	W, 6-2
3/19	Oakland	W, 23-10
3/24	at UConn*	L, 1-13
3/25	at UConn*	L, 5-6
3/26	at UConn*	L, 2-3
3/29	at Miami (OH)	L, 3-4 [11]
3/31	USF*	W, 9-4
4/1	USF*	W, 7-4
4/2	USF*	W, 11-10
4/5	at Ohio	W, 11-8
4/7	at Seton Hall*	W, 5-1
4/9	at Seton Hall*	L, 2-5 [7]
4/9	at Seton Hall*	L, 0-4
4/12	Akron	W, 11-9
4/13	Rutgers*	W, 6-5
4/14	Rutgers*	L, 6-9
4/15	Rutgers*	L, 3-19
4/17	Xavier	L, 10-11
4/19	Dayton	W, 11-8
4/21	Georgetown*	W, 13-3
4/22	Georgetown*	W, 18-2
4/23	Georgetown*	W, 9-5
4/25	Xavier	W, 8-6
4/28	at Louisville*	W, 2-0
4/29	at Louisville*	W, 9-2
4/29	at Louisville*	L, 2-14
5/3	Morehead State	W, 12-11 [7]
5/3	Morehead State	W, 4-1 [7]
5/5	at Villanova*	L, 6-7 [11]
5/6	at Villanova*	W, 5-1
5/7	at Villanova*	L, 2-5
5/10	Ball State	L, 9-13
5/13	West Virginia*	L, 1-9
5/13	West Virginia*	L, 12-13
5/14	West Virginia*	L, 1-10
5/16	Miami (OH)	L, 6-7
5/18	St. John's*	W, 7-0
5/19	St. John's*	W, 7-5
5/20	St. John's*	L, 9-14
BIG EAST TOURNAMENT (CLEARWATER, FL)		
5/23	vs #2 UConn	L, 2-6
5/24	vs #6 Rutgers	L, 7-13

2007

OVERALL: 28-28		
BIG EAST CONFERENCE: 10-16		
2/9	at Florida Atlantic	L, 3-4
2/10	at Florida Atlantic	L, 13-14 [12]
2/11	at Florida Atlantic	L, 9-15 [8]
2/18	at Austin Peay	L, 3-4
2/19	at Austin Peay	W, 9-7
2/23	at North Carolina A&T	L, 2-4
2/24	at North Carolina A&T	W, 4-1
2/24	at North Carolina A&T	W, 18-1
3/3	Dartmouth	W, 9-1
3/4	Dartmouth	W, 4-0 [7]
3/4	Dartmouth	L, 4-8 [7]
3/7	at #17 Kentucky	L, 7-21
3/9	Cleveland State	W, 8-0
3/10	Cleveland State	W, 3-2
3/11	Cleveland State	W, 9-3
3/16	Chicago State	W, 4-3
3/17	Chicago State	W, 8-3
3/18	Chicago State	W, 14-5
3/20	at Xavier	L, 0-1
3/21	Toledo	L, 5-7
3/24	at Pittsburgh*	W, 19-5
3/25	at Pittsburgh*	L, 0-3 [7]
3/25	at Pittsburgh*	L, 2-3
3/28	Wright State	W, 9-5
3/30	at Georgetown*	L, 2-8
3/31	at Georgetown*	W, 11-3
4/1	at Georgetown*	L, 5-6
4/3	at Dayton	W, 5-2
4/5	Notre Dame*	W, 4-3
4/6	Notre Dame*	W, 4-3
4/7	Notre Dame*	L, 5-9
4/9	Marshall	W, 12-10
4/13	at West Virginia*	L, 4-16
4/14	at West Virginia*	W, 11-8
4/17	Ohio	L, 14-16
4/20	UConn*	L, 4-6
4/21	UConn*	W, 6-1
4/22	UConn*	W, 6-2
4/24	Xavier	L, 5-9
4/25	Butler	W, 12-3
4/27	Villanova*	W, 13-4
4/28	Villanova*	L, 7-8
4/29	Villanova*	L, 2-7
5/2	Morehead State	W, 12-3 [7]
5/2	Morehead State	W, 15-5
5/5	at Rutgers*	L, 6-16
5/5	at Rutgers*	L, 3-7
5/6	at Rutgers*	L, 3-8
5/9	Miami (OH)	W, 7-2
5/11	at #30 St. John's*	L, 0-10
5/12	at #30 St. John's*	W, 5-4
5/13	at #30 St. John's*	L, 0-15
5/16	at Miami (OH)	L, 0-4
5/17	Louisville*	L, 4-6 [12]
5/18	Louisville*	W, 4-2
5/19	Louisville*	L, 3-7

YEAR-BY-YEAR HISTORY

2008

OVERALL: 39-20		
BIG EAST CONFERENCE: 19-8		
2/22	at #10 Miami (FL)	L, 1-3
2/23	at #10 Miami (FL)	L, 4-6
2/24	at #10 Miami (FL)	L, 0-8
2/29	Chicago State	W, 11-3
3/1	Chicago State	W, 7-4
3/1	Chicago State	L, 2-3 (7)
3/2	Chicago State	W, 7-4
3/5	Marshall	W, 10-5
3/11	Youngstown State	L, 1-2
3/12	Bowling Green	L, 3-9
3/14	Niagara	L, 4-5
3/15	Niagara	W, 12-5
3/15	Niagara	L, 7-12 (7)
3/16	Niagara	W, 4-3
3/21	USF*	L, 10-14
3/22	USF*	W, 6-1 (7)
3/22	USF*	W, 5-4
3/25	Toledo	W, 7-3
3/26	at Ohio	W, 14-6
3/29	at Notre Dame*	W, 5-3
3/29	at Notre Dame*	L, 3-4
3/30	at Notre Dame*	W, 4-3
4/1	Miami (OH)	L, 8-11
4/5	at UConn*	W, 5-3
4/5	at UConn*	W, 4-3
4/6	at UConn*	W, 6-4
4/8	at Miami (OH)	W, 13-7
4/9	at Wright State	W, 9-5
4/11	Pittsburgh*	W, 6-3
4/12	Pittsburgh*	W, 3-2 (11)
4/13	Pittsburgh*	L, 2-3
4/15	#17 Kentucky	L, 4-9
4/16	at Butler	W, 7-1
4/18	Georgetown*	W, 7-1
4/19	Georgetown*	W, 8-7
4/20	Georgetown*	L, 5-8
4/21	Xavier	W, 6-4 (11)
4/22	at Ohio	L, 6-18
4/23	Morehead State	W, 18-3
4/25	at Louisville*	W, 11-2
4/26	at Louisville*	L, 4-13
4/27	at Louisville*	L, 3-9
4/29	at Xavier	W, 13-7
4/30	Xavier	W, 9-3
5/3	Rutgers*	W, 11-10 (10)
5/3	Rutgers*	L, 9-13
5/4	Rutgers*	W, 7-3
5/6	Mount St. Joseph	W, 20-3
5/10	at Seton Hall*	W, 4-1
5/10	at Seton Hall*	L, 2-5
5/11	at Seton Hall*	W, 7-1
5/13	Wright State	W, 13-7
5/16	West Virginia*	W, 14-5
5/16	West Virginia*	W, 9-1
5/17	West Virginia*	W, 14-9
BIG EAST TOURNAMENT [CLEARWATER, FL]		
5/20	vs #7 West Virginia	W, 11-5
5/21	vs #6 USF	W, 11-1 (7)
5/23	vs #6 USF	W, 13-2 (8)
5/24	vs #4 Louisville	L, 3-6

2009

OVERALL: 29-29		
BIG EAST CONFERENCE: 13-14		
2/20	vs Purdue#	L, 10-11
2/21	vs #29 Michigan#	L, 1-6
2/22	vs Ohio State#	L, 5-6
2/27	at Davidson	W, 11-10 (10)
3/4	Miami (OH)	L, 8-11
3/6	Bradley	W, 11-10
3/7	Bradley	W, 16-2
3/7	Bradley	L, 4-8 (7)
3/8	Bradley	W, 10-5
3/10	Dayton	W, 10-6
3/11	Xavier	W, 7-4
3/13	Western Michigan	L, 2-6
3/14	Western Michigan	W, 6-1
3/14	Western Michigan	W, 14-10
3/15	Western Michigan	W, 4-3
3/20	at Pittsburgh*	L, 4-18
3/21	at Pittsburgh*	L, 0-5
3/22	at Pittsburgh*	W, 9-5
3/24	Miami (OH)	W, 11-5
3/25	at Kentucky	W, 12-6
3/27	at Rutgers*	W, 6-3
3/28	at Rutgers*	L, 0-2
3/28	at Rutgers*	L, 4-7
3/31	Wright State	L, 10-12
4/1	Indiana	L, 4-16
4/3	Louisville*	L, 3-13
4/4	Louisville*	L, 7-12
4/5	Louisville*	W, 10-9
4/9	Notre Dame*	W, 5-4 (11)
4/11	Notre Dame*	W, 7-3 (7)
4/11	Notre Dame*	L, 2-6
4/14	Xavier%	L, 8-12
4/15	Miami (OH)%	L, 1-6
4/17	at St. John's*	W, 11-8
4/18	at St. John's*	L, 8-16
4/19	at St. John's*	W, 9-4
4/21	Morehead State	W, 10-5
4/24	Villanova*	W, 16-2
4/25	Villanova*	W, 9-8 (10)
4/26	Villanova*	W, 4-3
4/28	at Xavier	L, 9-10
4/29	Xavier	W, 19-3
5/1	at #25 USF*	L, 2-8
5/2	at #25 USF*	W, 4-2
5/3	at #25 USF*	L, 5-8
5/5	Ohio	L, 1-7 (7)
5/5	Ohio	W, 12-8 (7)
5/6	Butler	L, 3-5 (7)
5/6	Butler	W, 6-3 (7)
5/9	at West Virginia*	L, 9-15
5/9	at West Virginia*	L, 2-9
5/10	at West Virginia*	L, 3-18
5/12	at Ohio	W, 7-6
5/14	Seton Hall*	W, 5-4
5/15	Seton Hall*	L, 6-8
5/15	Seton Hall*	W, 6-5 (10)
BIG EAST TOURNAMENT [CLEARWATER, FL]		
5/19	vs #1 [#17] Louisville	L, 2-12 (7)
5/20	vs #4 St. John's	L, 2-12
# Big East/Big Ten Challenge (Florida)		
% Joe Nuxhall Classic (Cincinnati, OH)		

2010

OVERALL: 29-29		
BIG EAST CONFERENCE: 13-14		
2/19	at Florida Atlantic	W, 5-3
2/20	at Florida Atlantic	L, 0-3
2/21	at Florida Atlantic	L, 0-9
2/26	vs Penn State#	L, 4-5 (12)
2/27	vs Purdue#	W, 7-6
2/28	vs #13 Ohio State#	W, 12-4
3/5	Youngstown State	W, 15-5
3/6	Youngstown State	L, 3-5
3/7	Youngstown State	W, 7-6
3/10	LeMoyne	W, 13-6
3/12	Niagara	W, 9-2
3/14	Niagara	W, 12-1 (7)
3/14	Niagara	W, 7-5
3/19	Toledo	W, 5-4
3/20	Toledo	L, 2-15
3/20	Toledo	L, 1-2
3/23	at Butler	W, 8-3
3/24	at Dayton	L, 3-4
3/26	at Villanova*	L, 2-5
3/27	at Villanova*	L, 0-3
3/28	at Villanova*	W, 4-3
3/30	#30 Kentucky	L, 2-11
4/1	USF*	W, 4-3
4/2	USF*	L, 0-5
4/3	USF*	L, 3-6
4/7	Morehead State	W, 9-7
4/9	at Seton Hall*	W, 10-9
4/10	at Seton Hall*	L, 1-4
4/11	at Seton Hall*	L, 3-4 (11)
4/13	vs Wright State%	W, 6-5
4/14	at Miami (OH)%	W, 3-2
4/16	St. John's*	W, 4-2
4/17	St. John's*	L, 4-6
4/18	St. John's*	L, 1-7
4/20	vs Ohio	L, 1-2 (11)
4/23	at Notre Dame*	L, 2-5
4/24	at Notre Dame*	W, 5-4
4/24	at Notre Dame*	L, 4-5
4/27	at Xavier	L, 4-10
4/28	Xavier	W, 8-5
4/30	West Virginia*	W, 9-3
4/30	West Virginia*	W, 5-2
5/1	West Virginia*	W, 5-4
5/4	Wright State	L, 3-9
5/5	at Wright State	W, 17-10
5/8	at #16 UConn*	L, 0-14
5/8	at #16 UConn*	L, 2-14
5/9	at #16 UConn*	W, 3-2
5/11	Miami (OH)	L, 4-7
5/12	at Miami (OH)	L, 1-8
5/14	#22 Pittsburgh*	L, 2-12
5/15	#22 Pittsburgh*	L, 5-8
5/16	#22 Pittsburgh*	W, 3-1
5/20	Georgetown*	W, 8-7
5/20	Georgetown*	W, 7-4
5/21	Georgetown*	W, 10-0
BIG EAST TOURNAMENT [CLEARWATER, FL]		
5/26	vs #2 [#18] UConn	L, 6-9
5/27	vs #3 Pittsburgh	L, 4-13
# Big East/Big Ten Challenge (Florida)		
% Joe Nuxhall Classic (Oxford, OH)		

2011

OVERALL: 30-27		
BIG EAST CONFERENCE: 14-13		
2/18	vs Ohio State#	W, 11-5
2/19	vs Illinois#	L, 3-7
2/20	vs Michigan State#	L, 4-8 (8)
2/25	at #6 Clemson\$	L, 4-15
2/26	vs Charleston Southern\$	L, 5-9
2/27	vs Furman\$	W, 9-8
3/5	Youngstown State	W, 13-0 (7)
3/6	Youngstown State	L, 1-2
3/6	Youngstown State	W, 11-0 (7)
3/11	Cleveland State	W, 3-1 (10)
3/12	Cleveland State	W, 13-1
3/13	Cleveland State	W, 5-0
3/18	Western Michigan	W, 3-2
3/19	Western Michigan	L, 1-2
3/19	Western Michigan	W, 8-6
3/20	Western Michigan	W, 4-3
3/22	at Kentucky	L, 2-4
3/23	Toledo	L, 5-7
3/25	at St. John's*	L, 2-3
3/26	at St. John's*	L, 4-9
3/27	at St. John's*	L, 4-5 (10)
3/30	Dayton	L, 3-4
4/1	at Georgetown*	W, 3-1
4/2	at Georgetown*	W, 5-3
4/3	at Georgetown*	W, 3-2 (10)
4/6	at Morehead State	W, 14-10
4/8	#25 Louisville*	L, 4-7
4/9	#25 Louisville*	L, 3-5
4/10	#25 Louisville*	W, 5-2
4/12	Xavier%	W, 6-5
4/13	Wright State%	W, 7-4
4/15	at Rutgers*	L, 2-3 (11)
4/16	at Rutgers*	L, 2-17
4/17	at Rutgers*	W, 7-6 (10)
4/21	Villanova*	W, 7-1
4/21	Villanova*	W, 10-4
4/22	Villanova*	W, 3-2
4/26	Xavier	W, 7-5 (10)
4/30	at Pittsburgh*	L, 8-9
4/30	at Pittsburgh*	W, 9-6
5/1	at Pittsburgh*	W, 9-8
5/3	Otterbein	L, 4-6
5/4	Wright State	L, 5-6
5/7	at West Virginia*	W, 9-4
5/7	at West Virginia*	L, 4-11
5/8	at West Virginia*	L, 7-14
5/10	Miami (OH)	W, 9-6
5/11	at Miami (OH)	L, 4-10
5/14	Seton Hall*	W, 3-1
5/14	Seton Hall*	L, 1-10
5/15	Seton Hall*	W, 7-3
5/17	Butler	W, 13-12
5/19	#14 UConn*	L, 1-3
5/20	#14 UConn*	L, 5-9
5/21	#14 UConn*	W, 7-4
BIG EAST TOURNAMENT [CLEARWATER, FL]		
5/25	vs #2 [#28] St. John's	L, 3-8
5/26	vs #6 Louisville	L, 3-5
# Big East/Big Ten Challenge (Florida)		
\$ First Pitch Invitational (South Carolina)		
% Joe Nuxhall Classic (Cincinnati, OH)		

YEAR-BY-YEAR HISTORY

2012		
OVERALL: 18-38		
BIG EAST CONFERENCE: 7-20		
2/18	vs Indiana#	L, 4-7
2/18	vs Purdue#	L, 0-6
2/19	vs Penn State#	L, 3-5
2/24	vs Georgetown\$	L, 6-11
2/25	at Wake Forest\$	L, 0-7
2/26	vs UMBC\$	W, 13-0
3/2	Oakland	W, 4-2
3/3	Oakland	W, 5-4
3/3	Oakland	W, 5-4
3/4	Oakland	L, 5-6
3/9	Chicago State	W, 9-2
3/10	Chicago State	W, 6-0
3/10	Chicago State	W, 20-4
3/11	Chicago State	W, 4-3
3/16	Michigan State	L, 3-4
3/17	Michigan State	L, 4-5 [14]
3/18	Michigan State	L, 4-9
3/20	at Butler	L, 5-7
3/21	#2 Kentucky	L, 7-10
3/23	at #21 Louisville*	L, 2-10
3/24	at #21 Louisville*	L, 4-5
3/25	at #21 Louisville*	L, 4-12
3/28	at Dayton	W, 17-8
3/30	Pittsburgh*	W, 2-0
3/31	Pittsburgh*	L, 0-6
4/1	Pittsburgh*	L, 9-10 [11]
4/3	at Ohio	W, 11-2
4/5	USF*	L, 2-8
4/6	USF*	L, 2-3 [12]
4/7	USF*	L, 5-8
4/10	Wright State%	L, 2-3
4/11	vs Xavier%	L, 2-4
4/13	at Notre Dame*	L, 9-10
4/14	at Notre Dame*	L, 5-6
4/15	at Notre Dame*	W, 6-2
4/17	at #2 Kentucky	L, 0-7
4/18	at Ohio State	W, 6-5
4/20	St. John's*	L, 1-14
4/21	St. John's*	L, 4-9
4/22	St. John's*	L, 0-9
4/24	at Xavier	L, 1-4
4/25	Xavier	L, 4-7 [10]
4/27	Rutgers*	L, 1-3 [10]
4/28	Rutgers*	L, 1-13
4/29	Rutgers*	L, 2-5
5/2	Wright State	L, 1-10
5/5	at UConn*	L, 3-4
5/5	at UConn*	W, 1-0
5/6	at UConn*	L, 4-6 [13]
5/9	at Miami (OH)	L, 5-7
5/11	at Villanova*	W, 5-2
5/12	at Villanova*	L, 3-7
5/13	at Villanova*	W, 7-3
5/17	Georgetown*	W, 11-6
5/18	Georgetown*	W, 8-7
5/19	Georgetown*	L, 4-15

Big East/Big Ten Challenge (Florida)
\$ Wake Forest Invitation (Winston-Salem, NC)
% Joe Nuxhall Classic (Oxford, OH)

2013		
OVERALL: 24-32		
BIG EAST CONFERENCE: 6-18		
2/15	at Florida Atlantic	L, 2-9
2/16	at Florida Atlantic	L, 5-7
2/17	at Florida Atlantic	L, 3-4 [10]
2/22	vs Michigan State#	L, 6-14
2/23	vs Furman#	L, 1-5
2/24	vs Western Carolina#	L, 6-7 [10]
3/1	New York Tech	W, 12-0
3/2	New York Tech	W, 17-3
3/3	New York Tech	W, 8-3
3/8	Eastern Michigan	L, 4-10
3/9	Eastern Michigan	L, 3-7
3/10	Eastern Michigan	L, 0-3
3/12	Purdue	L, 4-7
3/15	Western Michigan	W, 11-1
3/16	Western Michigan	W, 3-1
3/16	Western Michigan	L, 4-8
3/20	Northern Kentucky	W, 4-3
3/22	at USF*	L, 3-8
3/23	at USF*	L, 4-8
3/24	at USF*	L, 5-8
3/26	Ohio	W, 4-1
3/28	at St. John's*	L, 5-6
3/28	at St. John's*	W, 6-5
3/30	at St. John's*	L, 4-7
4/2	at Wright State	W, 6-2
4/3	Toledo	W, 9-7
4/5	#9 Louisville*	L, 3-8
4/6	#9 Louisville*	L, 1-4
4/7	#9 Louisville*	L, 4-7
4/9	Xavier%	W, 7-6
4/10	Wright State%	L, 16-19
4/13	at Rutgers*	L, 1-6
4/13	at Rutgers*	W, 3-2
4/14	at Rutgers*	L, 2-7
4/17	Ohio State	W, 5-3
4/19	Villanova*	W, 5-1
4/20	Villanova*	W, 4-0
4/21	Villanova*	L, 4-12
4/24	Thomas More	W, 5-4
4/27	at #23 Pittsburgh*	L, 3-7
4/27	at #23 Pittsburgh*	L, 2-3
4/28	at #23 Pittsburgh*	L, 9-10
4/30	Miami (OH)	W, 15-6
5/1	at Miami (OH)	L, 4-9
5/3	Seton Hall*	L, 8-9 [10]
5/4	Seton Hall*	L, 3-14
5/5	Seton Hall*	L, 4-14 [6]
5/7	at Xavier	W, 5-3
5/8	Xavier	W, 10-2
5/11	Santa Clara	W, 7-3
5/11	Santa Clara	L, 1-3
5/12	Santa Clara	L, 1-6
5/14	Butler	W, 6-4
5/16	Notre Dame*	W, 9-5
5/17	Notre Dame*	L, 1-9
5/18	Notre Dame*	W, 11-5

First Pitch Invitational (Greenville, SC)
% Joe Nuxhall Classic (Cincinnati, OH)

2014		
OVERALL: 22-31		
AMERICAN ATHLETIC CONF: 6-18		
2/16	at Elon	L, 5-6 [10]
2/17	at Elon	L, 1-3
2/21	at Wake Forest#	W, 5-0
2/22	vs Radford#	L, 5-6
2/23	vs Missouri#	W, 5-11
2/28	vs UMass-Lowell\$	L, 0-1
2/28	at Virginia Tech\$	L, 1-4
3/1	vs UMass-Lowell\$	L, 2-6
3/2	at Virginia Tech\$	L, 6-9
3/5	at #22 Kentucky	L, 0-7
3/5	at #22 Kentucky	L, 4-11
3/7	Youngstown State	W, 12-9
3/8	Youngstown State	W, 1-0
3/9	Eastern Michigan	L, 4-5
3/11	at Dayton	W, 18-5
3/14	Akron	W, 8-5
3/15	Akron	L, 0-8
3/15	Akron	W, 4-2
3/18	Wright State	W, 12-3
3/21	at UCF*	L, 1-7
3/22	at UCF*	L, 4-7
3/23	at UCF*	L, 1-5
3/28	USF*	L, 1-2
3/30	USF*	W, 3-2 [7]
3/30	USF*	L, 6-7
4/1	Miami (OH)	W, 8-7
4/4	at Temple*	L, 5-7
4/5	at Temple*	W, 11-5
4/6	at Temple*	L, 2-7
4/8	vs Wright State%	W, 8-7
4/9	at Miami (OH)%	W, 7-4
4/11	UConn*	W, 3-1
4/12	UConn*	L, 2-7
4/13	UConn*	L, 3-14
4/15	Xavier	W, 2-0
4/17	at Rutgers*	L, 4-5
4/18	at Rutgers*	L, 1-3
4/19	at Rutgers*	L, 4-11
4/25	#12 Houston*	L, 4-11
4/26	#12 Houston*	W, 3-0
4/27	#12 Houston*	L, 1-15 [7]
4/30	at Xavier	L, 3-6
5/2	at Army	W, 4-3
5/3	at Army	W, 3-2
5/4	at Army	W, 15-3
5/7	Toledo	W, 12-7
5/9	Memphis*	W, 5-1
5/10	Memphis*	L, 2-11
5/11	Memphis*	W, 8-5
5/13	at Ohio State	L, 3-11
5/15	at #5 Louisville*	L, 1-5
5/16	at #5 Louisville*	L, 1-5
5/17	at #5 Louisville*	L, 0-10 [7]

Wake Forest Invitation (Winston Salem, NC)
\$ Virginia Tech Invitational (Blacksburg, VA)
% Joe Nuxhall Classic (Oxford, OH)

2015		
OVERALL: 15-41		
AMERICAN ATHLETIC CONF: 6-18		
2/13	vs Miami (OH)#	W, 3-1
2/14	at #14 Mississippi State#	L, 2-6
2/15	at #14 Mississippi State#	L, 5-19
2/16	at #14 Mississippi State#	L, 7-16
2/20	at Santa Clara	L, 3-11
2/21	at Santa Clara	L, 8-10
2/21	at Santa Clara	L, 4-8
2/27	vs Iowa	L, 2-6
2/28	vs Iowa	L, 1-5 [10]
3/1	vs Iowa	L, 0-5 [13]
3/7	Niagara	W, 5-1
3/8	Niagara	W, 6-4
3/9	Niagara	W, 2-1 [10]
3/11	Kentucky	L, 1-9
3/14	Toledo	L, 5-8 [11]
3/14	Toledo	W, 5-3
3/15	Toledo	W, 11-2
3/18	at #29 Nevada	L, 3-5
3/19	at #29 Nevada	L, 10-11
3/20	at #29 Nevada	L, 4-7
3/21	at #29 Nevada	L, 6-17
3/25	at Tennessee	L, 0-7
3/27	at USF*	L, 4-8
3/28	at USF*	L, 3-4 [11]
3/29	at USF*	L, 4-15 [7]
3/31	at Wright State	L, 3-5
4/2	#6 UCF*	W, 4-1
4/3	#6 UCF*	W, 5-3
4/4	#6 UCF*	L, 1-2
4/8	at Indiana	W, 5-4
4/10	Memphis*	W, 6-2
4/11	Memphis*	L, 3-8
4/12	Memphis*	W, 8-7 [12]
4/14	Xavier%	W, 4-0
4/15	Wright State%	L, 9-15
4/18	at #25 Houston*	L, 1-4
4/18	at #25 Houston*	L, 0-13
4/19	at #25 Houston*	L, 2-9
4/21	#3 Louisville	L, 2-6
4/22	at Xavier	W, 8-5
4/24	Tulane*	L, 0-4
4/25	Tulane*	L, 6-8
4/26	Tulane*	L, 5-9
5/1	at #24 Memphis*	W, 11-4
5/2	at #24 Memphis*	W, 5-4 [12]
5/3	at #24 Memphis*	L, 4-11
5/6	Ohio State	L, 0-6
5/8	at UConn*	L, 6-12
5/9	at UConn*	L, 8-10
5/10	at UConn*	L, 4-9
5/12	Xavier	L, 1-5
5/14	ECU*	L, 3-7
5/15	ECU*	L, 4-6
5/16	ECU*	L, 7-8

AAC TOURNAMENT (CLEARWATER, FL)
5/19 vs #1 [#14] Houston L, 4-8
5/20 vs #5 Memphis L, 9-14

Mississippi State Classic (Starkville, MS)
% Joe Nuxhall Classic (Cincinnati, OH)

YEAR-BY-YEAR HISTORY

2016

OVERALL: 26-30-1		
AMERICAN ATHLETIC CONF: 13-10-1		
2/19	at #5 LSU	L, 5-6 [12]
2/20	at #5 LSU	L, 0-4
2/21	at #5 LSU	L, 4-12
2/26	vs Western Kentucky#	L, 2-5
2/27	at Georgia#	L, 6-7 [10]
2/28	vs South Alabama#	L, 2-3
3/2	at Tennessee	L, 1-7
3/4	at #18 Coastal Carolina\$	W, 10-7
3/5	vs Ball State\$	L, 3-4
3/5	vs Ball State\$	L, 4-6
3/6	vs #13 Ole Miss\$	L, 1-7
3/8	at Kentucky	L, 4-8
3/11	Canisius	W, 8-7 [10]
3/11	Canisius	W, 6-1
3/12	Canisius	W, 7-6 [7]
3/12	Canisius	W, 4-1
3/15	Miami [OH]	W, 7-2
3/19	Northwestern	W, 1-0
3/20	Northwestern	W, 6-5
3/21	Northwestern	W, 10-3
3/25	Xavier	W, 4-0
3/25	Xavier	W, 9-2
3/26	at Xavier	L, 3-6
3/29	at Indiana	W, 5-0
4/1	USF*	L, 3-5
4/2	USF*	W, 3-2
4/3	USF*	W, 4-3 [14]
4/5	Wright State	L, 5-7 [10]
4/6	Indiana	L, 3-7
4/8	UConn*	W, 3-2 [13]
4/9	UConn*	W, 3-2
4/10	UConn*	L, 2-4
4/12	vs Wright State%	L, 1-6
4/13	vs Xavier%	L, 5-8
4/15	at #22 Tulane*	W, 2-1
4/16	at #22 Tulane*	L, 0-1
4/17	at #22 Tulane*	W, 7-4
4/19	at Ohio State	L, 0-9
4/22	Memphis*	W, 1-0
4/23	Memphis*	W, 16-4
4/24	Memphis*	L, 2-6 [10]
4/29	at #17 ECU*	W, 1-0
4/30	at #17 ECU*	L, 4-6
5/1	at #17 ECU*	T, 3-3 [8]
5/3	at #5 Louisville	L, 1-7
5/6	UCF*	L, 7-8
5/7	UCF*	L, 1-12
5/8	UCF*	W, 4-2
5/13	Houston*	L, 1-3
5/14	Houston*	W, 1-0
5/15	Houston*	L, 0-4
5/17	Western Carolina	W, 3-1
5/19	at Memphis*	W, 4-2 [10]
5/20	at Memphis*	L, 3-5
5/21	at Memphis*	W, 4-3 [10]
AAC TOURNAMENT (CLEARWATER, FL)		
5/24	vs #5 Houston	L, 1-9
5/25	vs #8 UCF	L, 7-6 [10]
# Georgia Foley Field Tourney (Athens, GA)		
\$ Chanticleer Classic (Conway SC)		
% Joe Nuxhall Classic (Oxford, OH)		

2017

OVERALL: 28-30		
AMERICAN ATHLETIC CONF: 10-14		
2/17	at Northwestern State	W, 3-2 [10]
2/18	at Northwestern State	L, 2-3
2/19	at Northwestern State	L, 2-6
2/24	at Charleston	L, 3-4
2/25	at Charleston	W, 5-4
2/26	at Charleston	L, 3-5
3/1	Indiana	W, 6-1
3/3	at Arkansas State	L, 4-5
3/4	at Arkansas State	L, 1-5
3/5	at Arkansas State	W, 11-4
3/8	Kentucky	W, 2-1 [10]
3/10	at #25 Tennessee	W, 2-1
3/11	at #25 Tennessee	L, 1-2
3/12	at #25 Tennessee	L, 2-6
3/16	Miami [OH]	W, 1-0
3/18	Northeastern	L, 3-6 [12]
3/18	Northeastern	W, 10-8
3/19	Northeastern	W, 4-2
3/21	#1 Louisville	W, 6-3
3/22	at Indiana	L, 2-3
3/24	Northern Kentucky	W, 9-1
3/25	Northern Kentucky	L, 2-3
3/25	Northern Kentucky	W, 13-7
3/28	at #16 Kentucky	L, 7-13
3/31	Memphis*	L, 5-7
4/1	Memphis*	W, 4-3 [10]
4/2	Memphis*	L, 5-7
4/4	at Miami [OH]	W, 8-6
4/7	Tulane*	L, 8-16
4/8	Tulane*	L, 2-6
4/9	Tulane*	W, 11-1 [7]
4/11	at Ohio State	W, 7-1
4/13	at #25 USF*	W, 9-3
4/14	at #25 USF*	W, 3-2 [10]
4/15	at #25 USF*	L, 2-4
4/18	Xavier%	L, 1-9
4/19	Wright State%	W, 4-2
4/21	ECU*	W, 8-2
4/22	ECU*	L, 0-6
4/23	ECU*	L, 3-14 [8]
4/28	at UConn*	W, 5-4
4/29	at UConn*	L, 4-6
4/30	at UConn*	L, 2-3
5/2	at Wright State	W, 11-8
5/5	at Memphis*	L, 4-9
5/6	at Memphis*	W, 13-6
5/7	at Memphis*	W, 2-1
5/9	Xavier	W, 10-8
5/10	Western Carolina	W, 9-4
5/12	UCF*	L, 2-16
5/13	UCF*	L, 1-3
5/14	UCF*	W, 8-5
5/16	at Xavier	L, 1-7
5/18	at #26 Houston*	W, 8-6 [10]
5/19	at #26 Houston*	L, 3-8
5/20	at #26 Houston*	L, 6-7
AAC TOURNAMENT (CLEARWATER, FL)		
5/23	vs #3 UConn	L, 3-12
5/24	vs #7 Memphis	L, 14-15 [10]
% Joe Nuxhall Classic (Cincinnati, OH)		

2018

OVERALL: 28-28		
AMERICAN ATHLETIC CONF: 12-12		
2/17	vs California	W, 3-1
2/18	at San Diego	W, 7-4 [10]
2/18	at San Diego	L, 3-4
2/23	at Sam Houston State	L, 3-5
2/23	at Sam Houston State	L, 2-3
2/24	at Sam Houston State	L, 6-10
2/27	Northern Kentucky	W, 5-3
3/2	UT Martin	W, 6-1
3/3	UT Martin	W, 4-3
3/3	UT Martin	L, 5-7 [11]
3/4	UT Martin	W, 6-3
3/6	at #12 Indiana	W, 8-3
3/9	Tennessee	L, 2-3 [12]
3/10	Tennessee	L, 5-7
3/11	Tennessee	L, 1-2
3/15	at Wright State	L, 8-14
3/16	Toledo	W, 5-4
3/17	Toledo	L, 7-13
3/18	Toledo	W, 9-8
3/23	at Tulane*	L, 3-5
3/24	at Tulane*	L, 7-8
3/25	at Tulane*	W, 1-0
3/30	#30 Houston*	L, 2-4
3/30	#30 Houston*	W, 2-1
3/31	#30 Houston*	W, 4-2
4/3	Wright State	L, 1-5 [7]
4/6	Memphis*	W, 10-2
4/7	Memphis*	W, 7-2
4/8	Memphis*	W, 8-7
4/10	at Wright State%	W, 11-1
4/11	at Miami [OH]%	L, 8-9
4/13	at UCF*	L, 4-5
4/14	at UCF*	L, 2-11
4/15	at UCF*	W, 9-6
4/18	Xavier	W, 10-7
4/20	#24 UConn*	W, 1-0
4/21	#24 UConn*	L, 6-7
4/22	#24 UConn*	L, 5-8
4/27	Kansas	W, 4-3
4/28	Kansas	W, 7-6 [13]
4/29	Kansas	W, 9-3
5/1	at Miami [OH]	L, 2-7
5/4	at Wichita State*	W, 8-2
5/5	at Wichita State*	L, 1-9
5/6	at Wichita State*	W, 5-1
5/8	at Xavier	W, 6-1
5/9	at #28 Louisville	L, 6-24
5/11	at #10 ECU*	W, 4-3
5/12	at #10 ECU*	L, 6-13
5/13	at #10 ECU*	L, 5-6
5/15	Ohio State	W, 14-4 [7]
5/17	USF*	W, 10-7
5/18	USF*	L, 6-8
5/18	USF*	L, 8-9
AAC TOURNAMENT (CLEARWATER, FL)		
5/23	vs #3 [#22] UConn	L, 2-6
5/23	vs #2 [#23] USF	L, 4-9
% Joe Nuxhall Classic (Oxford, OH)		

2019

OVERALL: 31-31		
AMERICAN ATHLETIC CONF: 13-11		
2/15	at Florida Atlantic	L, 0-9
2/16	at Florida Atlantic	L, 7-8 [11]
2/17	at Florida Atlantic	L, 3-5
2/22	at Houston Baptist	L, 4-5
2/23	at Houston Baptist	L, 1-2
2/24	at Houston Baptist	W, 5-4 [12]
2/26	at Indiana	L, 1-7
3/1	at #18 Auburn	L, 0-5
3/2	at #18 Auburn	L, 0-5
3/2	at #18 Auburn	L, 5-9
3/10	Bowling Green	W, 4-3 [10]
3/10	Bowling Green	W, 4-3
3/11	Bowling Green	W, 4-3
3/12	Wright State	L, 3-8
3/13	Indiana	W, 7-5
3/15	Niagara	L, 1-2
3/16	Niagara	W, 5-0
3/17	Niagara	L, 7-8
3/19	at Wright State	L, 4-10
3/22	at USF*	L, 2-4
3/23	at USF*	W, 6-5
3/24	at USF*	W, 4-1
3/27	Northern Kentucky	W, 14-6
3/29	Tulane*	L, 4-19
3/29	Tulane*	L, 1-8
3/31	Tulane*	W, 7-6
4/3	at Ohio State	W, 9-5
4/5	at #22 UConn*	W, 5-4
4/6	at #22 UConn*	L, 1-5
4/7	at #22 UConn*	W, 10-4
4/9	Xavier%	W, 2-1
4/10	Miami [OH]%	L, 8-12 [11]
4/12	UCF*	L, 0-15 [8]
4/13	UCF*	W, 8-3
4/13	UCF*	W, 7-6
4/16	Miami [OH]	W, 15-5
4/18	at Houston*	W, 3-2
4/19	at Houston*	L, 1-3
4/20	at Houston*	L, 4-8
4/23	#7 Louisville	L, 0-12
4/24	Eastern Kentucky	W, 5-2
4/26	Wichita State*	W, 5-1
4/27	Wichita State*	W, 11-9
4/28	Wichita State*	W, 10-4
5/3	#8 ECU*	L, 4-9
5/3	#8 ECU*	L, 3-6
5/5	#8 ECU*	L, 2-6
5/7	Miami [OH]	L, 6-7 [10]
5/10	Memphis*	W, 7-4
5/11	Memphis*	L, 4-11
5/12	Memphis*	W, 4-2
5/14	NKU	W, 6-5
5/16	Xavier	L, 2-11
5/17	Xavier	W, 10-4
5/18	Xavier	L, 2-10
% Joe Nuxhall Classic (Cincinnati, OH)		

2019 (continued)

AAC TOURNAMENT (CLEARWATER, FL)

5/21	vs #7 Memphis	W, 11-6
5/23	vs #3 Tulane	W, 8-4
5/25	vs #6 UCF	W, 10-6
5/26	vs #4 UConn	W, 22-5

CORVALLIS REGIONAL (CORVALLIS, OR)

5/31	at #1 [#12] Oregon State	W, 7-6
6/1	vs #3 Michigan	L, 4-10
6/2	vs #2 [#22] Creighton	L, 1-6

2020

OVERALL: 7-8

AMERICAN ATHLETIC CONF: 0-0

2/14	at Georgia State#	L, 8-9 [10]
2/15	at #19 Georgia Tech#	L, 4-6
2/26	at Kennesaw State#	L, 7-11
2/21	at #12 Florida State	L, 4-11
2/22	at #12 Florida State	L, 5-10
2/23	at #12 Florida State	L, 1-10
2/28	Oakland	W, 18-0 [7]
2/29	Oakland	W, 9-8
3/1	Oakland	W, 11-5 [7]
3/1	Oakland	W, 5-4 [7]
3/3	at Kentucky	L, 4-12
3/7	Eastern Michigan	W, 8-1
3/7	Eastern Michigan	W, 13-6
3/8	Eastern Michigan	W, 14-2
3/11	at Indiana	L, 2-6

Atlanta Challenge (Georgia)

Season Canceled (COVID-19 Pandemic)

2021

OVERALL: 29-26

AMERICAN ATHLETIC CONF: 18-14

2/19	at #25 Clemson	L, 0-5
2/20	at #25 Clemson	L, 2-5
2/21	at #25 Clemson	L, 7-8 [10]
2/26	at Western Kentucky	L, 4-5 [12]
2/27	at Western Kentucky	L, 4-5
2/27	at Western Kentucky	W, 11-3
3/4	at UNC Wilmington	L, 10-14
3/5	at UNC Wilmington	W, 7-4
3/6	at UNC Wilmington	W, 5-4
3/7	at UNC Wilmington	L, 8-9
3/12	Western Michigan	W, 5-1
3/13	Western Michigan	W, 7-5
3/14	Western Michigan	W, 5-4
3/19	Xavier	L, 1-2
3/20	at Xavier	W, 22-7
3/21	at Xavier	L, 8-18
3/22	Xavier	W, 7-2
3/26	Saint Louis	W, 8-4
3/27	Saint Louis	W, 8-5
3/28	Saint Louis	L, 6-21
3/30	#5 Louisville	W, 13-12 [10]
4/1	at #11 ECU*	L, 4-5
4/2	at #11 ECU*	L, 0-7
4/3	at #11 ECU*	L, 3-13 [7]
4/3	at #11 ECU*	L, 0-2
4/9	UCF*	L, 6-8
4/9	UCF*	W, 2-1
4/10	UCF*	L, 10-20
4/11	UCF*	W, 10-6
4/16	at Memphis*	W, 10-6
4/16	at Memphis*	W, 11-3
4/17	at Memphis*	L, 5-7
4/18	at Memphis*	W, 8-4
4/23	Wichita State*	W, 6-0
4/23	Wichita State*	W, 12-2 [7]
4/24	Wichita State*	L, 1-6
4/25	Wichita State*	W, 6-5
4/30	at USF*	L, 2-4
4/30	at USF*	W, 5-3
5/1	at USF*	L, 3-12
5/2	at USF*	W, 6-4
5/7	at Houston*	W, 7-2
5/7	at Houston*	W, 7-0
5/8	at Houston*	L, 5-6
5/9	at Houston*	W, 10-3
5/14	#11 ECU*	L, 4-8
5/14	#11 ECU*	W, 7-6 [10]
5/15	#11 ECU*	L, 6-7
5/16	#11 ECU*	L, 2-5
5/20	Tulane*	W, 10-6
5/20	Tulane*	W, 11-8
5/21	Tulane*	W, 11-1 [7]
5/22	Tulane*	W, 13-12

AAC TOURNAMENT (CLEARWATER, FL)

5/25	vs #5 UCF	L, 10-14
5/26	vs #1 [#9] ECU	L, 9-13

FALL BALL

10/17	Indiana (EX)	L, 16-18 [14]
11/22	NKU (EX)	W, 14-11 [14]

2022

OVERALL: 24-31

AMERICAN ATHLETIC CONF: 12-12

2/18	at FGCU	W, 9-6
2/19	at FGCU	W, 15-14 [11]
2/19	at FGCU	L, 5-10 [7]
2/20	at FGCU	L, 8-16
2/25	at North Alabama	L, 2-5
3/2	Ohio State	W, 5-4
3/4	Northwestern	W, 5-4 [7]
3/4	Northwestern	L, 8-10 [7]
3/5	Northwestern	W, 4-2 [7]
3/5	Northwestern	W, 16-5 [7]
3/8	at Indiana	L, 0-7
3/11	vs Michigan State#	L, 8-10
3/13	vs Western Carolina#	L, 6-8
3/14	at USC Upstate	L, 3-8
3/15	at Wofford	L, 1-8
3/18	Saint Joseph's	L, 6-9
3/19	Saint Joseph's	W, 7-6 [7]
3/19	Saint Joseph's	W, 12-1 [7]
3/20	Saint Joseph's	W, 18-9
3/25	Xavier	L, 7-8
3/27	at Xavier	L, 7-8
3/28	vs Xavier	L, 5-6
3/30	Xavier%	L, 6-10
4/1	ECU*	W, 7-3
4/2	ECU*	L, 4-8
4/3	ECU*	L, 10-12
4/6	Wright State%	W, 7-4
4/8	Houston*	L, 4-5
4/9	Houston*	W, 13-3 [7]
4/10	Houston*	W, 9-6
4/12	at #3 Louisville	L, 10-18
4/14	at Wichita State*	W, 9-5
4/15	at Wichita State*	W, 7-5 [14]
4/16	at Wichita State*	W, 4-0
4/20	Indiana	L, 4-11
4/22	USF*	L, 9-10
4/23	USF*	W, 13-2 [7]
4/24	USF*	L, 5-19
4/29	at ECU*	L, 7-9
4/30	at ECU*	L, 3-4
5/1	at ECU*	L, 3-6
5/6	at Tulane*	W, 3-2 [11]
5/7	at Tulane*	L, 3-4
5/8	at Tulane*	W, 8-7
5/11	Northern Kentucky	W, 12-6
5/13	Memphis*	W, 6-3
5/14	Memphis*	L, 3-7
5/15	Memphis*	L, 1-13 [7]
5/17	at Ohio State	L, 53-5
5/19	at UCF*	L, 10-15
5/19	at UCF*	W, 15-5
5/20	at UCF*	W, 6-5

AAC TOURNAMENT (CLEARWATER, FL)

5/24	vs #5 Tulane	W, 8-1
5/26	vs #1 [#11] ECU	L, 5-15 [7]
5/27	vs #5 Tulane	L, 3-13

FALL BALL

10/1	at Notre Dame (EX)	W, 6-4 [14]
11/16	at Ohio State (EX)	L, 9-22 [14]

First Pitch Invitational (Greenville, SC)

% Joe Nuxhall Classic

2023

OVERALL: 24-33

AMERICAN ATHLETIC CONF: 10-14

2/17	at Georgia State	L, 2-12
2/18	at Georgia State	W, 9-4 [7]
2/18	at Georgia State (Forfeit)	L, 2-3 [7]
2/19	at Georgia State	W, 6-4
2/24	at #7 Florida	L, 6-13
2/25	at #7 Florida	L, 3-13 [8]
2/26	at #7 Florida	L, 7-13
3/1	Miami (OH)	L, 12-15
3/4	North Alabama	W, 9-0 [7]
3/4	North Alabama	W, 9-8
4/5	North Alabama	W, 2-1 [8]
4/5	North Alabama	W, 8-1 [7]
3/8	at Eastern Kentucky	W, 10-5
3/10	at Wofford	L, 3-12
3/11	at Wofford	L, 2-5
3/14	at Winthrop	W, 3-1
3/15	at Winthrop	L, 3-13
3/16	at USC Upstate	L, 1-6
3/17	vs Princeton	L, 5-7
3/18	vs Princeton	L, 2-3
3/21	Marshall	L, 4-8
3/22	at Xavier	W, 19-6
3/25	Butler	W, 15-5 [8]
3/26	Butler	L, 5-8
5/26	Butler	W, 13-3 [7]
3/28	#11 Louisville	L, 1-14 [7]
3/31	Wichita State*	L, 1-2
4/1	Wichita State*	L, 6-10
4/2	Wichita State*	W, 9-8
4/4	vs Wright State%	L, 6-7
4/6	at Memphis*	W, 6-2
4/7	at Memphis*	L, 2-6
4/8	at Memphis*	W, 5-3
4/11	Miami (OH)%	W, 7-5 [10]
4/14	at #9 ECU*	L, 4-9
4/15	at #9 ECU*	L, 0-10 [7]
4/16	at #9 ECU*	L, 3-13 [7]
4/19	#23 Indiana	L, 9-11
4/21	Tulane*	W, 12-9
4/22	Tulane*	L, 3-10
4/23	Tulane*	W, 12-1 [7]
4/28	at USF*	W, 9-7 [10]
4/29	at USF*	W, 11-9
4/30	at USF*	W, 10-4
5/5	#14 ECU*	L, 3-9
5/6	#14 ECU*	L, 3-11
5/7	#14 ECU*	L, 5-6 [10]
5/9	Xavier	W, 8-7
5/12	UCF*	W, 13-3 [7]
5/13	UCF*	L, 4-12
5/14	UCF*	L, 7-9
5/16	Georgetown	W, 10-6
5/18	at Houston*	W, 12-7
5/19	at Houston*	L, 7-8 [10]
5/20	at Houston*	L, 6-7

AAC TOURNAMENT (CLEARWATER, FL)

5/23	vs #4 UCF	L, 3-4
5/24	vs #1 [#15] ECU	L, 6-9

FALL BALL

10/15	Xavier (EX)	W, 24-3 [16]
10/28	at Miami (OH) (EX)	L, 2-6 [14]

% Joe Nuxhall Classic

YEAR-BY-YEAR HISTORY

2024

OVERALL: 32-25

BIG 12 CONFERENCE: 17-13

2/16	at Jacksonville	L, 6-8
2/16	at Jacksonville	L, 3-11
2/20	Northern Kentucky	W, 10-2
2/24	vs. Ball State@	W, 6-5
2/24	vs. Illinois@	W, 10-3
2/25	at #25 Coastal Carolina@	L, 2-25
2/28	at Xavier	L, 9-11
2/29	Oakland	W, 9-6
3/1	Northern Illinois	W, 13-5
3/2	Northern Illinois	W, 6-5 (7)
3/2	Northern Illinois	L, 4-6
3/3	Northern Illinois	W, 14-1 (7)
3/6	Akron	W, 19-8
3/8	at Kansas State*	L, 0-4
3/9	at Kansas State*	W, 11-7
3/10	at Kansas State*	L 13-14 (12)
3/12	Western Illinois	L, 11-12
3/13	Western Illinois	W, 8-3
3/15	Kansas*	L, 4-14
3/16	Kansas*	W, 1-0
3/17	Kansas*	W, 10-1
3/20	at Miami (OH)	W, 11-3
3/22	at Saint Louis	L, 12-14
3/23	at Saint Louis	W, 13-4
3/24	at Saint Louis	W, 8-3
3/26	at Louisville	L, 5-11
3/28	at Baylor*	W, 8-3
3/29	at Baylor*	L, 6-8
3/30	at Baylor*	L, 2-9
4/5	TCU*	W, 4-2
4/6	TCU*	W, 6-2
4/7	TCU*	W, 13-2 (7)
4/9	vs. Xavier%	W, 5-2
4/12	at #21 Oklahoma State	L, 4-8 (10)
4/13	at #21 Oklahoma State	L, 5-12
4/14	at #21 Oklahoma State	L, 6-10
4/16	Eastern Kentucky	W, 12-2 (8)
4/17	Xavier	L, 4-6
4/19	Houston*	W, 6-4
4/20	Houston*	W, 5-4
4/21	Houston*	L, 5-8
4/26	at UCF*	W, 9-4
4/27	at UCF*	L, 2-5
4/28	at UCF*	W, 8-2
4/30	at Ohio State	L, 6-12
5/3	West Virginia*	L, 4-5
5/4	West Virginia*	W, 10-4
5/5	West Virginia*	W, 8-2
5/9	at BYU*	W, 9-5
5/10	at BYU*	W, 4-2
5/11	at BYU*	W, 12-5
5/16	#12 Oklahoma*	L, 6-14
5/16	#12 Oklahoma*	L, 8-12
5/17	#12 Oklahoma*	W, 10-6

BIG 12 TOURNAMENT (ARLINGTON, TX)

5/21	vs. #8 UCF	L, 5-6 (11)
5/22	vs. #3 (#14) Texas	W, 8-7
5/23	vs. #10 Texas Tech	L, 5-10

FALL BALL

10/5	at Indiana	W, 15-8 (18)
10/12	Pittsburgh	W, 15-12 (14)

@ Coastal Carolina Tournament
% Joe Nuxhall Classic

RESULTS VS RANKED OPPONENTS (SINCE 2000) - ESPN/USA Today Coaches Poll, Baseball America, Collegiate Baseball, NCBWA, D1Baseball

VS #1

OVERALL: 1-3		
L, 0-10	at Florida	2/10/2006
L, 4-10	at Florida	2/11/2006
L, 4-20	at Florida	2/12/2006
W, 6-3	Louisville	3/21/2017

VS #2

OVERALL: 0-2		
L, 7-10	Kentucky	3/21/2012
L, 0-7	at Kentucky	4/17/2012

VS #3

OVERALL: 0-2		
L, 2-6	Louisville	4/21/2015
L, 10-18	at Louisville	4/12/2022

VS #4

OVERALL: 0-0		
--------------	--	--

VS #5

OVERALL: 1-7		
L, 1-5	at Louisville	5/15/2014
L, 1-5	at Louisville	5/16/2014
L, 0-10 [7]	at Louisville	5/17/2014
L, 5-6 [12]	at LSU	2/19/2016
L, 0-4	at LSU	2/20/2016
L, 4-12	at LSU	2/21/2016
L, 1-7	at Louisville	5/3/2016
W, 13-12 [10]	Louisville	3/30/2021

VS #6

OVERALL: 2-5		
L, 6-14	at Tulane	3/23/2001
L, 6-9	at Tulane	3/24/2001
L, 2-5	at Tulane	3/25/2001
L, 4-15	at Clemson	2/25/2011
W, 4-1	UCF	4/2/2015
W, 5-3	UCF	4/3/2015
L, 1-2	UCF	4/4/2015

VS #7

OVERALL: 0-4		
L, 0-12	Louisville	4/23/2019
L, 6-13	at Florida	2/24/2023
L, 3-13 [8]	at Florida	2/25/2023
L, 7-13	at Florida	2/26/2023

VS #8

OVERALL: 0-4		
L, 7-9	at Tulane	5/17/2001
L, 4-9	ECU	5/3/2019
L, 3-6	ECU	5/3/2019
L, 2-6	ECU	5/5/2019

VS #9

OVERALL: 1-10			
L, 4-7 [10]	vs Houston	5/21/2000	
L, 2-10	at Houston	4/19/2002	
W, 11-10 [12]	at Houston	4/20/2002	
L, 1-10	at Houston	4/21/2002	
L, 3-8	Louisville	4/5/2013	
L, 1-4	vs Louisville	4/6/2013	
L, 4-7	Louisville	4/7/2013	
L, 9-13	vs ECU	5/26/2021	
L, 4-9	at ECU	4/14/2023	
L, 0-10 [7]	at ECU	4/15/2023	
L, 3-13 [7]	at ECU	4/16/2023	

VS #10

OVERALL: 2-7		
L, 2-6	at Houston	4/14/2000
W, 6-4	at Houston	4/15/2000
L, 2-9	at Houston	4/16/2000
L, 1-3	at Miami (FL)	2/22/2008
L, 4-6	at Miami (FL)	2/23/2008
L, 0-8	at Miami (FL)	2/24/2008
W, 4-3	at ECU	5/11/2018
L, 6-13	at ECU	5/12/2018
L, 5-6	at ECU	5/13/2018

VS #11

OVERALL: 1-13			
L, 7-15	at Tennessee	3/21/2001	
L, 2-3	at Wake Forest	2/22/2002	
L, 1-6	at Wake Forest	2/23/2002	
L, 5-9	at Wake Forest	2/24/2002	
L, 4-5	at ECU	4/1/2021	
L, 0-7	at ECU	4/2/2021	
L, 3-13 [7]	at ECU	4/3/2021	
L, 0-2	at ECU	4/3/2021	
L, 4-8	ECU	5/14/2021	
W, 7-6 [10]	ECU	5/14/2021	
L, 6-7	ECU	5/15/2021	
L, 2-5	ECU	5/16/2021	
L, 5-15 [7]	vs ECU	5/26/2022	
L, 1-14 [7]	Louisville	3/28/2023	

VS #12

OVERALL: 4-7			
L, 4-11	Houston	4/25/2014	
W, 3-0	Houston	4/26/2014	
L, 1-15 [7]	Houston	4/27/2014	
W, 8-3	at Indiana	3/6/2018	
W, 7-6	at Oregon State	5/31/2019	
L, 4-11	at Florida State	2/21/2020	
L, 5-10	at Florida State	2/22/2020	
L, 1-10	at Florida State	2/23/2020	
L, 6-14	Oklahoma	5/16/2024	
L, 8-12	Oklahoma	5/16/2024	
W, 10-6	Oklahoma	5/17/2024	

VS #13

OVERALL: 1-1		
W, 12-4	vs Ohio State	2/28/2010
L, 1-7	vs Ole Miss	3/6/2016

VS #14

OVERALL: 1-12			
L, 13-15	ECU	4/16/2004	
L, 14-32	ECU	4/17/2004	
L, 7-13	ECU	4/18/2004	
L, 1-3	UConn	5/19/2011	
L, 5-9	UConn	5/20/2011	
W, 7-4	UConn	5/21/2011	
L, 2-6	at Mississippi State	2/14/2015	
L, 5-19	at Mississippi State	2/15/2015	
L, 7-16	at Mississippi State	2/16/2015	
L, 4-8	vs Houston	5/19/2015	
L, 3-9	ECU	5/5/2023	
L, 3-11	ECU	5/6/2023	
L, 5-6 [10]	ECU	5/7/2023	

VS #15

OVERALL: 0-2		
L, 6-9	at Notre Dame	5/13/2003
L, 6-9	vs ECU	5/24/2023

VS #16

OVERALL: 2-5		
L, 5-10	Tulane	4/2/2004
L, 1-10	Tulane	4/3/2004
W, 12-4	Tulane	4/4/2004
L, 2-14	at UConn	5/8/2010
L, 0-14	at UConn	5/8/2010
W, 3-2	at UConn	5/9/2010
L, 7-13	at Kentucky	3/28/2017

VS #17

OVERALL: 1-4-1		
L, 7-21	at Kentucky	5/7/2007
L, 4-9	Kentucky	4/15/2008
L, 2-12 [7]	vs Louisville	5/19/2009
W, 3-0	at ECU	4/29/2016
L, 4-6	at ECU	4/30/2016
T, 3-3 [8]	at ECU	5/1/2016

VS #18

OVERALL: 2-5-1		
W, 8-5	ECU	3/15/2002
L, 0-7	ECU	3/16/2002
T, 5-5 [10]	ECU	3/17/2002
L, 6-9	vs UConn	5/26/2010
W, 10-7	at Coastal Carolina	3/4/2016
L, 0-5	at Auburn	3/1/2019
L, 0-5	at Auburn	3/2/2019
L, 5-9	at Auburn	3/2/2019

VS #19

OVERALL: 0-1		
L, 4-6	at Georgia Tech	2/15/2020

VS #20

OVERALL: 0-0		
--------------	--	--

VS #21

OVERALL: 0-3		
L, 4-8 [10]	at Oklahoma State	4/12/2024
L, 5-12	at Oklahoma State	4/13/2024
L, 6-10	at Oklahoma State	4/14/2024

VS #22

OVERALL: 5-8		
L, 2-12	Pittsburgh	5/14/2010
L, 5-8	Pittsburgh	5/15/2010
W, 3-1	Pittsburgh	5/16/2010
L, 0-7	at Kentucky	3/5/2014
L, 4-11	at Kentucky	3/4/2014
W, 2-1	at Tulane	4/15/2016
L, 0-1	at Tulane	4/16/2016
W, 7-4	at Tulane	4/17/2016
L, 2-6	vs UConn	5/23/2018
W, 5-4	at UConn	4/5/2019
L, 1-5	at UConn	4/6/2019
W, 10-4	at UConn	4/7/2019
L, 1-6	vs Creighton	6/2/2019

VS #23

OVERALL: 0-11		
L, 4-5	at Tulane	5/2/2003
L, 6-7	at Tulane	5/3/2003
L, 2-10	at Tulane	5/4/2003
L, 2-10	at Louisville	3/23/2012
L, 4-5	at Louisville	3/24/2012
L, 4-12	at Louisville	3/25/2012
L, 3-7	at Pittsburgh	4/27/2013
L, 2-3	at Pittsburgh	4/27/2013
L, 9-10	at Pittsburgh	4/28/2013
L, 4-9	vs USF	5/23/2018
L, 9-11	Indiana	4/19/2023

VS #24

OVERALL: 5-5		
L, 8-15	Southern Miss	4/4/2003
W, 7-3	Southern Miss	4/5/2003
L, 2-3	Southern Miss	4/6/2003
W, 11-4	at Memphis	5/1/2015
W, 5-4 [12]	at Memphis	5/2/2015
L, 3-4	at Memphis	5/3/2015
W, 1-0	UConn	4/20/2018
L, 6-7	UConn	4/21/2018
L, 5-8	UConn	4/22/2018
W, 8-7	vs. Texas	5/22/2024

VS #25

OVERALL: 5-15		
L, 3-14	at Ohio State	5/3/2001
L, 2-8	at USF	5/1/2009
W, 4-2	at USF	5/2/2009
L, 5-8	at USF	5/3/2009
L, 4-7	Louisville	4/8/2011
L, 3-5	Louisville	4/9/2011
W, 5-2	Louisville	4/10/2011
L, 1-4	at Houston	4/18/2015
L, 0-13	at Houston	4/18/2015
L, 2-9	at Houston	4/19/2015
W, 2-1	at Tennessee	3/10/2017
L, 1-2	at Tennessee	3/11/2017
L, 2-6	at Tennessee	3/11/2017
W, 9-3	at USF	4/13/2017
W, 3-2 [10]	at USF	4/14/2017
L, 2-4	at USF	4/15/2017
L, 0-5	at Clemson	2/19/2021
L, 2-5	at Clemson	2/20/2021
L, 7-8 [10]	at Clemson	2/21/2021
L, 2-25	at Coastal Carolina	2/25/2024

RESULTS VS RANKED OPPONENTS (SINCE 2000) - ESPN/USA Today Coaches Poll, Baseball America, Collegiate Baseball, NCBWA, D1Baseball

VS #26

OVERALL: 1-2		
W, 8-6 (10)	at Houston	5/18/2017
L, 3-8	at Houston	5/19/2017
L, 6-7	at Houston	5/20/2017

VS #27

OVERALL: 0-0

VS #28

OVERALL: 1-7		
L, 6-7 (13)	at Florida Atlantic	2/11/2005
L, 3-6	at Florida Atlantic	2/12/2005
L, 9-11	at Florida Atlantic	2/13/2005
L, 0-11	TCU	5/6/2005
W, 4-3	TCU	5/7/2005
L, 13-15	TCU	5/8/2005
L, 3-8	vs St. John's	5/25/2011
L, 6-24	at Louisville	5/9/2018

VS #29

OVERALL: 0-8		
L, 0-3	TCU	4/25/2003
L, 0-7	TCU	4/26/2003
L, 6-12	TCU	4/27/2003
L, 1-6	vs Michigan	2/21/2009
L, 3-5	at Nevada	3/18/2015
L, 10-11	at Nevada	3/19/2015
L, 4-7	at Nevada	3/20/2015
L, 6-17	at Nevada	3/21/2015

VS #30

OVERALL: 3-4		
L, 0-10	at St. John's	5/11/2007
W, 5-4	at St. John's	5/12/2007
L, 0-15	at St. John's	5/13/2007
L, 2-11	Kentucky	3/30/2010
L, 2-4	Houston	3/30/2018
W, 2-1	Houston	3/30/2018
W, 4-2	Houston	3/31/2018

VS #31

OVERALL: 0-3		
L, 0-2	at Southern Miss	3/22/2002
L, 3-17	at Southern Miss	3/23/2002
L, 0-8	at Southern Miss	3/24/2002

RECORD VS RANKED TEAMS

OVERALL: 39-160-2

RECORD VS TOP 10

OVERALL: 7-44

RECORD VS TOP 25

OVERALL: 34-136-2

*Rankings since 2023 use D1Baseball Top 25