

CINCINNATI BASKETBALL

2 NATIONAL TITLES • 6 FINAL FOURS • 8 ELITE EIGHTS • 10 SWEET SIXTEENS • 31 NCAA TOURNAMENTS • 38 CONFERENCE CHAMPIONSHIPS

GAME 13

CLEVELAND STATE (3-7) AT 20/22 CINCINNATI (10-2)

Thursday, Dec. 21 • 7 p.m. (ET) • BB&T Arena • Highland Heights, Ky.

GAME AT A GLANCE

SERIES INFO: 12th meeting; Cincinnati leads 11-0 overall; 8-0 at home and 3-0 in Cleveland

LAST MEETING: Cincinnati won 91-56 on Nov. 26, 1999 in the first round of the Big Island Invitational in Hilo, Hawaii

STREAK: Cincinnati - 11

COACHES: Mick Cronin is in his 12th season at Cincinnati (247-137); 15th season overall (316-161)

Dennis Felton is in his first season at Cleveland State (3-7); 12th season overall (187-152)

AP/USA TODAY RANKINGS (DEC. 18): Cincinnati (20/22); Cleveland State (-/-)

RADIO: 700 WLW; **Dan Hoard** provides play-by-play with color analyst **Terry Nelson**

TV: ESPN3; **Jim Barbar** provides play-by-play with color analyst **Kyle Macy**

JOIN THE CONVERSATION (TWITTER, FACEBOOK, INSTAGRAM): @GoBearsMBB or GoBearsMBB

CINCINNATI PROBABLE STARTERS & RESERVES

NO.	NAME	POS.	HT.	WT.	CL.-EXP.	HOMETOWN	GP-GS	PPG	RPG	APG	MIN
3	Justin Jenifer	G	5-10	175	Jr.-2L	Baltimore, Md.	12-9	6.3	0.8	2.4	20.2
34	Jarron Cumberland	G	6-5	215	So.-1L	Wilmington, Ohio	12-12	10.3	3.8	2.3	25.1
1	Jacob Evans III	G/F	6-6	210	Jr.-2L	Baton Rouge, La.	12-12	14.2	4.3	3.1	28.9
11	Gary Clark	F	6-8	230	Sr.-3L	Clayton, N.C.	12-12	12.0	8.9	2.3	25.8
24	Kyle Washington	F	6-9	230	Sr.-1L	Champlin, Minn.	12-10	10.3	4.7	0.6*	21.0
OFF THE BENCH											
15	Cane Broome	G	6-0	165	Jr.-Tr.	East Hartford, Conn.	12-3	10.2	1.9	2.8	20.7
2	Keith Williams	G	6-5	210	Fr.-HS	Brooklyn, N.Y.	12-0	4.8	1.7	0.8	12.8
5	Trevor Moore	G	6-5	200	Fr.-HS	Houston, Texas	11-0	4.5	2.5	0.8*	12.5
13	Trevon Scott	F	6-8	230	R-So.-1L	Darien, Ga.	12-0	3.1	3.6	1.5	13.1
33	Nysier Brooks	C	6-11	250	So.-1L	Philadelphia, Pa.	12-2	2.9	2.3	0.5*	10.3
22	Eliel Nsoseme	F/C	6-9	220	Fr.-HS	Kinsasha, Congo	10-0	0.6	2.3	0.3^	6.5
20	Mamoudou Diarra	F	6-9	215	Fr.-HS	Bamako, Mali	6-0	3.0	2.0	0.8^	7.0
14	Jackson Bart	F	6-5	215	R-So.-Tr.	Oklahoma City, Okla.	7-0	0.9	0.0	0.0	1.1
31	Sam Martin	G	5-10	160	Fr.-HS	Cincinnati, Ohio	7-0	0.3	0.0	0.0	1.3
32	John Koz	G	6-1	190	So.-1L	Cleveland, Ohio	5-0	0.0	0.0	0.2	1.0

Starters listed based on last game; ^-Blocks; *-Steals

CINCINNATI STORYLINES

- » Cincinnati has won 32 consecutive home games dating back to Jan. 2, 2016. It's the nation's longest active home-court win streak. The Bearcats also have won their last 15 nonconference home games dating back to the 2016-17 season opener against Brown (11/11/16).
- » A win Thursday would mark the fifth time Cincinnati has won at least 11 regular-season nonconference games in a season during the Mick Cronin coaching era (13 in 2010-11; 12 in 2012-13; and 11 in 2013-14 and 2016-17).
- » Senior forward **Kyle Washington** needs eight points to reach the 1,000-point plateau for his college career. He compiled 404 points in two seasons at NC State (2014 & 2015) and has scored 588 points in 48 games as a Bearcat.
- » Thursday, senior forward **Gary Clark** should tie former Bearcat Cashmere Wright (2010-13) for second place in school history with 114 career starts. Deonta Vaughn (2007-2010) ranks first with 123.
- » Clark ranks third in the nation among active players with 926 rebounds and needs four more to pass Connie Dierking (929 from 1956-58) for eighth place in school history.
- » Junior guard/forward **Jacob Evans III** is closing in on becoming the 52nd member of Cincinnati's 1,000-point club. Entering the Cleveland State contest, he needs 65 points. Evans has scored in double figures in 42 of the last 49 games for the Bearcats.
- » Cincinnati is one of eight teams to appear in the NCAA Tournament each of the last seven seasons (along with Duke, Gonzaga, Kansas, Michigan State, North Carolina, VCU and Wisconsin).
- » Cincinnati is playing its 2017-18 home schedule at BB&T Arena in Highland Heights, Kentucky, while its on-campus venue, Fifth Third Arena, undergoes an \$87 million renovation.

2017-18 SCHEDULE/RESULTS

Day/Date	Opponent	TV	Time/Result
Wed./Nov. 1	at Bellarmine (Exhibition)-1	None	W, 89-67
Sun./Nov. 5	Embry-Riddle (Exhibition)	BEARCATS TV	W, 101-68
Fri./Nov. 10	Savannah State-2	F50/ESPN3	W, 107-77
Mon./Nov. 13	Western Carolina	ESPN3	W, 102-51
Thurs./Nov. 16	Coppin State	F50/ESPN3	W, 97-54
CAYMAN ISLANDS CLASSIC (GEORGE TOWN, CAYMAN ISLANDS)			
Mon./Nov. 20	Buffalo-3	FloHoops	W, 73-67
Tues./Nov. 21	Richmond-3	FloHoops	W, 75-48
Wed./Nov. 22	Wyoming-3	FloHoops	W, 78-53
Mon./Nov. 27	Alabama State	ESPNU	W, 83-51
Sat./Dec. 2	at No. 21 Xavier-4	FS1	L, 76-89
Sat./Dec. 9	vs. No. 5 Florida-5	ESPN2	L, 60-66
Tues./Dec. 12	Mississippi State	ESPN2	W, 65-50
Sat./Dec. 16	at UCLA	CBS	W, 77-63
Tues./Dec. 19	Arkansas-Pine Bluff	ESPN3	W, 77-49
Thurs./Dec. 21	Cleveland State	ESPN3	7 p.m.
Sun./Dec. 31	Memphis •	ESPNU	4 p.m.
Thurs./Jan. 4	at Temple •	ESPN/ESPN2	7 or 9 p.m.
Sun./Jan. 7	SMU •	ESPN2	6 p.m.
Sat./Jan. 13	at USF •	ESPNNews	7 p.m.
Tues./Jan. 16	at UCF •	CBS Sports Network	7 p.m.
Sat./Jan. 20	ECU •	ESPNNews	4 p.m.
Wed./Jan. 24	Temple •	CBS Sports Network	9 p.m.
Sat./Jan. 27	at Memphis •	CBS Sports Network	6 p.m.
Wed./Jan. 31	Houston •	CBS Sports Network	7 p.m.
Sat./Feb. 3	at UConn • (Storrs, Conn.)	ESPN/ESPN2	Noon
Tues./Feb. 6	UCF •	CBS Sports Network	7 p.m.
Sun./Feb. 11	at SMU •	ESPN	4 p.m.
Thurs./Feb. 15	at Houston •	CBS Sports Network	7 p.m.
Sun./Feb. 18	Wichita State •	ESPN	4 p.m.
Thurs./Feb. 22	UConn •	ESPN/ESPN2	7 p.m.
Sun./Feb. 25	Tulsa •	CBS Sports Network	Noon
Thurs./March 1	at Tulane •	ESPN2	9 p.m.
Sun./March 4	at Wichita State •	CBS	Noon
AMERICAN CHAMPIONSHIP (ORLANDO, FLA.)			
March 8-11	TBA-6	ESPN Networks	TBA
NCAA CHAMPIONSHIP			
March 13-14	First Four-7	Turner	TBA
March 15-18	First & Second Rounds-8	CBS/Turner	TBA
March 22-25	Regional Semifinals & Finals-9	CBS/Turner	TBA
March 31-Apr. 2	Final Four & Championship-10	CBS/Turner	TBA

Notes: Cincinnati will play its home games at BB&T Arena in Highland Heights, Kentucky, during the 2017-18 season. All times listed are Eastern. Home games are in **boldface**. (•) - Denotes American Athletic Conference game.

Key: F50 - FOX Sports Ohio; FloHoops - Internet stream, subscription required
FS1 - Fox Sports 1; ESPN/ESPN2 - Game times and/or television network information will be announced about two weeks prior.

1-Louisville, Ky. (Freedom Hall); 2-Cayman Islands Classic (campus sites); 3-Cayman Islands Classic (John Gray Gymnasium); 4-Skyline Chili Crosstown Shootout (Cintas Center); 5-Never Forget Tribute Classic (Prudential Center); 6-American Championship (Amway Center); 7-NCAA Championship First Four site: Dayton, Ohio (University of Dayton Arena); 8-NCAA Championship First and Second Round sites: Pittsburgh, Pa. (CONSOL Energy Center), Wichita, Kan. (Intrust Bank Arena), Dallas, Texas (American Airlines Arena), Boise, Idaho (Taco Bell Arena), Charlotte, N.C. (Time Warner Cable Arena), Detroit, Mich. (New Detroit Arena), Nashville, Tenn. (Bridgestone Arena), San Diego, Calif. (Viejas Arena); 9-NCAA Championship Regional sites: Atlanta, Ga. (Philips Arena), Los Angeles, Calif. (Staples Center), Boston, Mass. (TD Garden), Omaha, Neb. (CenturyLink Center); 10-NCAA Championship Final Four site: San Antonio, Texas (Alamodome).

WE WEAR CINCINNATI!

2017-18 CINCINNATI NUMERICAL ROSTER

NO.	NAME	POS.	HT.	WT.	CLASS	EXP.	HOMETOWN/LAST SCHOOL
1	Jacob Evans III	G/F	6-6	210	Jr.	2L	Baton Rouge, La./St. Michael the Archangel HS
2	Keith Williams	G	6-5	210	Fr.	HS	Brooklyn, N.Y./Bishop Loughlin Memorial
3	Justin Jenifer	G	5-10	175	Jr.	2L	Baltimore, Md./Milford Mill Academy
5	Trevor Moore	G	6-5	200	Fr.	HS	Houston, Texas/South Kent Prep (Conn.)
11	Gary Clark	F	6-8	230	Sr.	3L	Clayton, N.C./Clayton HS
13	Trevon Scott	F	6-8	220	R-So.	1L	Darien, Ga./McIntosh County Academy
14	Jackson Bart #	F	6-5	215	R-So.	1L	Oklahoma City, Okla./Bartlesville HS/Oral Roberts
15	Cane Broome @	G	6-0	165	Jr.	Tr.	East Hartford, Conn./Sacred Heart
20	Mamoudou Diarra	F	6-9	215	Fr.	HS	Bamako, Mali/22 Feet Academy (S.C.)
22	Eliel Nsoseme	F/C	6-9	220	Fr.	HS	Kinsasha, Congo/RISE Centre Academy (Ontario, Canada)
24	Kyle Washington	F	6-9	230	Sr.	1L	Champlin, Minn./NC State
31	Sam Martin #	G	5-10	160	Fr.	HS	Cincinnati, Ohio/Summit Country Day
32	John Koz #	G	6-1	190	So.	1L	Cleveland, Ohio/Bay HS
33	Nysier Brooks	C	6-11	250	So.	1L	Philadelphia, Pa./Advanced Prep International (Texas)
34	Jarron Cumberland	G	6-5	215	So.	1L	Wilmington, Ohio/Wilmington HS

2017-18 CINCINNATI ALPHABETICAL ROSTER

NO.	NAME	POS.	HT.	WT.	CLASS	EXP.	HOMETOWN/LAST SCHOOL
14	Jackson Bart #	F	6-5	215	R-So.	1L	Oklahoma City, Okla./Bartlesville HS/Oral Roberts
33	Nysier Brooks	C	6-11	250	So.	1L	Philadelphia, Pa./Advanced Prep International (Texas)
15	Cane Broome @	G	6-0	165	Jr.	Tr.	East Hartford, Conn./Sacred Heart
11	Gary Clark	F	6-8	230	Sr.	3L	Clayton, N.C./Clayton HS
34	Jarron Cumberland	G	6-5	215	So.	1L	Wilmington, Ohio/Wilmington HS
20	Mamoudou Diarra	F	6-9	215	Fr.	HS	Bamako, Mali/22 Feet Academy (S.C.)
1	Jacob Evans III	G/F	6-6	210	Jr.	2L	Baton Rouge, La./St. Michael the Archangel HS
3	Justin Jenifer	G	5-10	175	Jr.	2L	Baltimore, Md./Milford Mill Academy
32	John Koz #	G	6-1	190	So.	1L	Cleveland, Ohio/Bay HS
31	Sam Martin #	G	5-10	160	Fr.	HS	Cincinnati, Ohio/Summit Country Day
5	Trevor Moore	G	6-5	200	Fr.	HS	Houston, Texas/South Kent Prep (Conn.)
22	Eliel Nsoseme	F/C	6-9	220	Fr.	HS	Kinsasha, Congo/RISE Centre Academy (Ontario, Canada)
13	Trevon Scott	F	6-8	220	R-So.	1L	Darien, Ga./McIntosh County Academy
24	Kyle Washington	F	6-9	230	Sr.	1L	Champlin, Minn./NC State
2	Keith Williams	G	6-5	210	Fr.	HS	Brooklyn, N.Y./Bishop Loughlin Memorial

@ - Eligible after sitting out the 2016-17 season due to NCAA transfer rules; # - Walk-on

COACHING & SUPPORT STAFF

Head Coach: Mick Cronin (12th season at UC; 15th season overall)

Associate Head Coach: Larry Davis

Assistant Coaches: Darren Savino, Antwon Jackson

Director of Basketball Operations: Mark Berger

Director of Student-Athlete Development: T.J. Wolf

Video, Analytics & Recruiting Coordinator: Greg YOUNCOFSKI

Program Assistant: JaQuon Parker

Student Assistant Coach: DerMarr Johnson

Senior Associate AD/Medical Services: Bob Mangine

Director of Sports Performance: Mike Rehfeldt

Assistant Director of Equipment: Andy Frigge

CINCINNATI QUICK FACTS

GENERAL INFORMATION

Location	Cincinnati, Ohio 45221
Founded	1819
Enrollment	44,783
Nickname	Bearcats
Colors	Red (PMS: 186) and Black
Arena (Capacity)	Fifth Third Arena (13,176)
Affiliation	NCAA Division I
Conference	American
President	Dr. Neville G. Pinto
Director of Athletics	Mike Bohn
Faculty Representative	Dr. David M. Szymanski
Department of Athletics Phone	(513) 556-4603
Athletics Ticket Office Phone	(877) CATS-TIX

ATHLETIC COMMUNICATIONS

Asst. AD/Primary Basketball Contact	Andre Foushee
Office/Cell Phone	(513) 556-5182/(859) 797-7871
Email Address	Andre.Foushee@uc.edu
Assoc. Director/Secondary Basketball Contact	Alex Ryan
Office/Cell Phone	513-556-0618/(513) 623-9992
Email Address	Alex.Ryan@uc.edu
Press Row Phone	(513) 556-3800
Website	GoBears.com
Twitter, Facebook, Instagram	@GoBears.com or GoBears.com

BASKETBALL STAFF

Head Coach	Mick Cronin (Cincinnati '97)
Basketball Office Phone	(513) 556-5847
Associate Head Coach	Larry Davis (Asbury '78)
Assistant Coach	Darren Savino (Jersey City '94)
Assistant Coach	Antwon Jackson (Pikeville College '93)
Director of Operations	Mark Berger (Cincinnati '01)
Dir. of Student-Athlete Development	T.J. Wolf (Murray State '07)
Video, Analytics & Recruiting Coordinator	Greg YOUNCOFSKI (Kansas '13)
Program Assistant	JaQuon Parker (Cincinnati '14)
Student Assistant	DerMarr Johnson
Sr. Assoc. AD/Medical Services	Bob Mangine (Pittsburgh '73)
Dir. of Sports Performance	Mike Rehfeldt (St. Cloud St. '05)
Administrative Assistant	Winona Shaw-Gunn

HISTORY

First season of basketball	1901-02
All-time record	1,767-1,005 (.637)
NCAA appearances / last	31 / 2017
All-time record	45-30 (.600)
NCAA Championships	2 / 1961, 1962
Final Four appearances / last	6 / 1992
Elite Eight appearances / last	8 / 1996
Sweet 16 appearances / last	10 / 2012
Conference Championships / last	38 / 2014
Postseason NIT appearances / last	10 / 2010
All-time record	8-10 (.444)

PRONUNCIATION

NYSIER Brooks	nah-SEER
JARRON Cumberland	JAIR-in
MAMOUDOU DIARRA	MAMA-doo DEE-are-eh
John KOZ	rhymes with nose
ELIEL NSOSEME	A-lee-el SO-seme
Trevon SCOTT	TREY-vaughn

ROSTER INFORMATION

By State/Country

Congo	(1) Eliel Nsoseme
Connecticut	(1) Cane Broome
Georgia	(1) Trevon Scott
Louisiana	(1) Jacob Evans
Mali	(1) Mamoudou Diarra
Maryland	(1) Justin Jenifer
Minnesota	(1) Kyle Washington
North Carolina	(1) Gary Clark
New York	(1) Keith Williams
Ohio	(3) Jarron Cumberland, John Koz, Sam Martin
Oklahoma	(1) Jackson Bart
Pennsylvania	(1) Nysier Brooks
Texas	(1) Trevor Moore

By Class

True Freshmen	(5) Mamoudou Diarra, Sam Martin, Trevor Moore, Eliel Nsoseme, Keith Williams
Sophomores	(2) Nysier Brooks, Jarron Cumberland
R-Sophomores	(2) Jackson Bart, Trevon Scott
Juniors	(3) Cane Broome, Jacob Evans III, Justin Jenifer
Seniors	(2) Gary Clark, Kyle Washington

By Height

6-11	(1) Nysier Brooks
6-9	(3) Mamoudou Diarra, Eliel Nsoseme, Kyle Washington
6-8	(2) Gary Clark, Trevon Scott
6-6	(1) Jacob Evans III
6-5	(4) Jackson Bart, Jarron Cumberland, Trevor Moore, Keith Williams
6-1	(1) John Koz
6-0	(1) Cane Broome
5-10	(2) Justin Jenifer, Sam Martin

TEAM INFORMATION

2016-17 Record	30-6
American Athletic Conference Record (Place)	16-2 (2nd)
Starters returning/lost	3/2
Letterwinners returning/lost	9/4
Percent of scoring returning	74.6 percent (1,994 of 2,674)
Percent of rebounding returning	79.8 percent (997 of 1,224)



GAME PREVIEW

- » No. 20/22 Cincinnati (10-2) concludes its nonconference schedule on Thursday when it plays host to Cleveland State (3-7) at BB&T Arena in Highland Heights, Ky.
- » The contest tips at 7 p.m. on ESPN3 and 700 WLW.
- » A limited number of \$25 general admission seats in the lower-level bleachers are available at the BB&T Arena ticket office beginning two hours before tipoff. Arena doors open 90 minutes prior to start time.
- » Cincinnati extended the nation's longest home-court win streak to 32 games on Tuesday with a 77-49 win over Arkansas-Pine Bluff. Cane Broome scored a season-high 17 points on 6-of-9 shooting with a trio of threes. Jacob Evans III added 12 points, a team-best seven rebounds and three steals. Keith Williams contributed nine points.
- » Cleveland State suffered a 79-77 setback at Niagara on Tuesday. Jamarus Hairston scored a career-high 17 points with five rebounds.
- » UC leads the series with Cleveland State 11-0, including a 91-56 victory on Nov. 26, 1999 in the first round of the Big Island Invitational in Hilo, Hawaii.
- » The Bearcats tipoff play in the American Athletic Conference on Dec. 31 when they welcome Memphis to BB&T Arena. The game will tip at 4 p.m. on ESPN and 55KRC.

SCOUTING CLEVELAND STATE

- » Cleveland State is under the direction of Dennis Felton, who is in his first season as head coach of the Vikings. A former head coach at Western Kentucky (1998-2003) and Georgia (2003-09), Felton most recently served as an assistant coach at AAC-rival Tulsa for the last three seasons (2014-17).
- » A pair of Vikings are averaging double figures in points: guard Kenny Carpenter (team-high 14.6 points and team-best 6.7 rebounds) and guard Tyree Appleby (10.9 points and a team-high 3.2 assists and 1.8 steals).
- » Cleveland State was picked to finish ninth in the 10-team Horizon League according to a preseason poll of league coaches, sports information directors and media representatives.
- » Cincinnati is 39-1 all-time against current members of the Horizon League: Cleveland State (11-0), Detroit Mercy (0-0), Green Bay (0-0), UIC (2-1), IUPUI (0-0), Milwaukee (3-0), Northern Kentucky (7-0), Oakland (4-0), Wright State (9-0), Youngstown State (3-0).

SERIES HISTORY

- » Thursday marks the 12th meeting in series history. Cincinnati owns an 11-0 lead in the series, including an 8-0 mark at home.
- » The most recent meeting saw the Bearcats earn a 91-56 win on Nov. 26, 1999 in the first round of the Big Island Invitational in Hilo, Hawaii.

STATISTICAL COMPARISON

CINCINNATI	CATEGORY	CLEVELAND STATE
10-2	Record	3-7
80.8	PPG	68.7
59.8	OPP PPG	69.6
.467	FG%	.447
.365	OPP FG%	.413
.378	3FG%	.310
.331	OPP 3FG%	.324
8.0	3FGs/Game	7.9
7.3	OPP 3FGs/Game	8.0
.688	FT%	.592
+8.9	Rebounds Margin	-6.4
6.0	Blocks	3.5
8.6	Steals	7.9
16.9	Assists	12.9
13.5	Turnovers	14.4
16.6	Fouls	17.5

HOME-COURT WIN STREAK IS NATION'S LONGEST AT 32 GAMES

- » Cincinnati's home win-streak remains on the line during the 2017-18 campaign despite a change in venue.
- » The Bearcats enter the Cleveland State game (12/21) game with the nation's longest active home-court win streak at 32 games. The streak started with a 76-57 victory over Tulsa (1/2/16) at Fifth Third Arena.
- » UC's last loss at home came in a 77-70 decision to Temple (12/29/15) in the AAC opener in 2015-16.

NATION'S LONGEST ACTIVE HOME-COURT WIN STREAKS (THRU DEC. 19)

HOME WIN STREAK	SCHOOL
32	Cincinnati
31	SMU
26	Florida State
23	North Carolina
23	Texas Southern

LONGEST CINCINNATI HOME-COURT WIN STREAKS (FIFTH THIRD ARENA ERA: 1990-PRESENT)

GAMES	DATES
41	Nov. 30, 1997-Feb. 13, 2000
32	Jan. 2, 2016-Present
25	Feb. 27, 1992-Jan. 5, 1994

EVANS, CLARK EARN AAC HONORS

- » Junior Jacob Evans III was named The American Athletic Conference Player of the Week while senior Gary Clark earned selection to the league's weekly honor roll Monday.
- » Evans averaged a team-high 20.0 points with 6.5 rebounds while shooting 50.0 percent (12 of 24) from the field and 61.5 percent (8 of 13) from beyond the arc in wins over Mississippi State and UCLA last week.
- » The guard/forward scored a game-high 24 points on 7-of-13 shooting with four three-pointers and three blocks in Cincinnati's 65-50 home win over Mississippi State on Dec. 12. He posted 16 points on 5-of-11 shooting with four threes during the Bearcats' 77-63 win at UCLA on Dec. 16.
- » Against the teeth of Cincinnati's nonconference schedule (at Xavier, Florida [neutral site], vs. Mississippi State and at UCLA), Evans averaged a team-best 19.0 points with 5.3 rebounds while shooting 48.1 percent (25 of 52) from the floor with a team-high 11 three-pointers.

- » A watch list member for the Wooden Award and Julius Erving Small Forward of the Year Award, Evans has scored in double figures in 42 of the last 49 games for the Bearcats.
- » It marks the first player of the week award for Evans. Earlier in his career he earned weekly honor roll selection (11/14/16) and two rookie of the week honors (12/28/15 and 2/29/16).
- » Clark averaged 9.5 points, 12.0 rebounds, 4.0 assists, 4.0 blocks and 2.5 steals in a pair of wins last week for Cincinnati.
- » The forward registered his league-best third double-double of the season (league-high 21st of career) with 10 points and a game-high 11 rebounds to go with four assists, three blocks and three steals at UCLA on Dec. 16. He just missed a double-double earlier in the week, producing nine points, a game-high 13 rebounds to go with a career-best five blocks in the win over Mississippi State on Dec. 12.
- » Clark became the leading rebounder of the Mick Cronin coaching era (passing Yancy Gates with 916 from 2008-12) Saturday when he pulled down a game-high 11 boards at UCLA.
- » Named to watch lists for the Oscar Robertson Trophy, the Karl Malone Power Forward of the Year and the Lute Olson Player of the Year awards, Clark previously has been named the league's player of the week three times and listed on the weekly honor roll seven times.

WASHINGTON NAMED OLSON AWARD NATIONAL PLAYER OF THE WEEK

- » Senior forward Kyle Washington was named the Lute Olson award national player of the week Monday.
- » The 6-foot-9 senior helped the Bearcats to a pair of wins last week. Washington matched his season-high with 16 points against Mississippi State (12/12). He was 8 of 15 from the field and pulled down five rebounds. He had his best game on the season, with 19 points at UCLA (12/16). He was 7-of-11 from the field and added four rebounds, four steals and two blocks.
- » The Lute Olson Award is presented annually to the nation's top Division I player who has played at least two seasons with his respective team. Freshmen and first-year transfers can be named to the All-America team, but are not eligible to receive the Player of the Year honors.

LAST GAME RECAP: ARKANSAS-PINE BLUFF

- » Cincinnati (10-2) extended the nation's longest home-court win streak to 32 games on Tuesday with a 77-49 win over Arkansas-Pine Bluff (0-13) at BB&T Arena.
- » Cane Broome tied his season high with a game-best 17 points on 6-of-9 shooting with a trio of threes. Jacob Evans III added 12 points, a team-best seven rebounds and three steals. Keith Williams contributed nine points.
- » The two teams exchanged baskets to start the game. UC then scored the next 24 points to build a 26-2 lead before UAPB's Christian Robertson made a layup with 10:16 remaining in the first half to end a drought that lasted 8:45. At one point in the first half, the Bearcats made nine of 11 field goal attempts and finished the half with a 27-point lead. The second half was a different story. After shooting 53.6 percent in the first half, UC made only 11 of 30 shots in the second for 36.7 percent. The Bearcats missed 10 of their last 12 shots.
- » UC scored 34 points off 22 UAPB turnovers and dominated the interior, posting a 36-14 advantage in the paint.

PRESEASON PRAISE

CINCINNATI'S PRESEASON RANKINGS

POLL	RANKING
Associated Press Poll	12
USA Today Coaches' Poll	13
Athlon Magazine	15
CBS Sports.com	15
ESPN Preseason Power Rankings	9
The Fieldhouse - The Athletic	14
Pomeroy Ratings	11
Lindy's Magazine	8
Sports Illustrated	6
Street & Smith's Magazine	14

PREDICTING CINCINNATI'S LEAGUE FINISH

OUTLET	FINISH
AAC Preseason Coaches Poll	1st
Athlon Magazine	2nd
Blue Ribbon Magazine	2nd
Lindy's Magazine	2nd
Street & Smith's	2nd

PLAYER ACCOLADES

OUTLET	ACCOLADE
CANE BROOME	
Athlon Magazine	Transfers to Watch
Blue Ribbon Magazine	Newcomer of the Year
Lindy's Magazine	Top 10 Transfers
Street & Smith's Magazine	All-Newcomer Team

GARY CLARK

USBWA	Oscar Robertson Trophy Player of the Year Watch List
CollegeInsider.com	Lute Olson Player of the Year Watch List
Naismith HOF	Karl Malone Power Forward of the Year Watch List
AAC Coaches	AAC Second Team
Athlon Magazine	AAC First Team, Top 100 Players (No. 66)
Blue Ribbon Magazine	Player of the Year
Blue Ribbon Magazine	AAC All-Conference Team
FanRag - Jon Rothstein	10 Glue Guys to Watch
Lindy's Magazine	AAC's Top Rebounder
Lindy's Magazine	Top 10 Frontcourts (No. 5)
Street & Smith's Magazine	All-Conference Team; All-Defense Team

KYLE WASHINGTON

AAC Coaches	AAC Second Team
Athlon Magazine	AAC Second Team
Lindy's Magazine	Top 25 Centers (No. 12)
Lindy's Magazine	Top 10 Frontcourts (No. 5)

JACOB EVANS

AAC Coaches	AAC Second Team
Naismith HOF	Julius Ervin Small Forward of the Year Watch List
Street & Smith's Magazine	All-Sharpshooter Team
Athlon Magazine	AAC First Team, Top 100 Players (No. 47)
Lindy's Magazine	Top 25 Small Forwards (No. 12)

JARRON CUMBERLAND

FanRag - Jon Rothstein	Top 20 Breakout Players
NBC Sports - College Basketball Talk	Top 16 Breakout Stars

KEITH WILLIAMS

Lindy's	AAC Best Shooting Newcomer
---------	----------------------------

NATIONAL NUMBERS

» Five weeks into the regular season, Cincinnati ranks among the nation's Top 25 in nine categories (through Dec. 19): scoring margin (fifth at +21.0); field-goal percentage defense (sixth at .365); scoring defense (ninth at 59.8) and total blocks (10th with 72); blocked shots per game (18th at 6.0); rebound margin (22nd at +8.8); total rebounds per game (23rd at 41.2); total rebounds (24th with 494) and total steals (25th with 103).

BEST OFFENSIVE NUMBERS UNDER CRONIN

» After five weeks of play, offensive numbers remain the best of the Mick Cronin coaching era (starting in 2006-07).
 » Cincinnati is averaging 16.9 assists this season after averaging 15.4 assists in 2015-16 and 15.5 assists in 2016-17. The Bearcats have averaged 15 or more assists in three consecutive seasons only once in school history: 1995 (16.2), 1996 (16.5) and 1997 (15.4).

CINCINNATI'S TOP OFFENSIVE NUMBERS (SINCE 2006-07)

CATEGORY	CRONIN ERA HIGHS (SEASON)	2017-18
Points per game	74.3 [2,674] (2016-17)	80.8 [970]
FG%	.458 [264-765] (2016-17)	.467 [339-726]
3-PT FG%	.348 [252-725] (2015-16)	.378 [96-254]
3-PT FGs per game	7.6 [252] (2015-16)	8.0 [96]
Assists per game	15.5 [559] (2016-17)	16.9 [203]

NOTING THE DEFENSE

» Since UC started its run of now seven consecutive appearances in the NCAA Tournament (starting with the 2010-11 season), the Bearcats have allowed opponents to score 70 or more points in only 14.9 percent of their games (38 of 255). UC foes have scores as many as 70 points only three times this season.
 » The Bearcats have held nine of their 12 opponents under 40 percent shooting from the field this season. They held 20 of 36 foes under that number a year ago.
 » UC ranks nationally in field-goal percentage defense (sixth at .365); scoring defense (ninth at 59.8) and total blocks (10th with 72); blocked shots per game (18th at 6.0); rebound margin (22nd at +8.8); total rebounds per game (23rd at 41.2); total rebounds (24th with 494) and total steals (25th with 103).
 » The Bearcats have ranked among the nation's Top 25 in total blocks in each of the past five seasons entering 2017-18.
 » UC leads The American in scoring defense (59.8), field goal percentage defense (.365), blocks (6.0), steals (8.6) and turnover margin (+3.8) through Dec. 16.

TIP-INS

» Earlier this season, the 2017-18 Bearcats just missed becoming the first team in school history to score 100 or more points in its first three games to start a season, finishing with a 97-54 win over Coppin State (11/16).
 » Cincinnati hasn't scored 100 points three times in one season since 2001-02, but has achieved the feat in 16 seasons in program history. The school record for most 100-point games in a season is five set during both the 1957-58 and 1959-60 campaigns.

CINCINNATI TRADITION - BY THE NUMBERS

» 2 National Titles (1961, 1962)
 » 6 Final Fours (1959-63, 1992)
 » 8 Elite Eights (Last: 1996)
 » 10 Sweet Sixteens (Last: 2012)
 » 31 NCAA Tournament Appearances
 » 21 NCAA Tournament Appearances since 1992
 » 10 NIT Appearances
 » 28 Conference Regular-Season Titles (Last: 2014)
 » 10 Conference Tournament Titles (Last: 2004 [C-USA])
 » 1,767 all-time wins (16th most in nation)
 » 30 All-Americans (Last: Sean Kilpatrick [2014])
 » 79 All-Conference Selections
 (Last: Troy Caupain & Kyle Washington [2017])
 » 56 NBA Draft Picks (Last: Lance Stephenson [2010])
 » 51 members of 1,000-point club
 » Ranked as the No. 10 program in the nation by the Associated Press in a 2017 ranking of school's with the most appearance in the AP poll:
 » 415 weeks ranked in AP Top 25
 » 205 weeks ranked in AP Top 10
 » 45 weeks ranked as AP No. 1
 » 2 Members of National Basketball Hall of Fame
 Jack Twyman & Oscar Robertson
 » 2 Olympic Gold Medalists
 Robertson (1960) & George Wilson (1964)

BEARCAT POINTS OF PRIDE

» Cincinnati is one of eight schools in the nation to have appeared in the last seven NCAA Tournaments, joining Duke, Gonzaga, Kansas, Michigan State, North Carolina, VCU and Wisconsin.
 » Cincinnati is one of 10 schools to appear in the NCAA Tournament in at least 21 of the last 26 seasons.
 » Cincinnati is one of 19 programs in the nation with 31 or more NCAA Tournament appearances.
 » UC ranks 16th in the nation for most all-time wins (1,767).
 » The Bearcats have won 26 or more games in four of the last seven seasons and won at least 22 games in each of the last seven seasons, including a high mark of 30 victories during the 2016-17 season.
 » Cincinnati is one of 12 programs to win at least 22 games in each of the last seven seasons.
 » Cincinnati and Virginia are the only programs to rank in the nation's Top 25 for scoring defense each of the past five seasons.
 » UC head coach Mick Cronin ranks as the winningest coach in the nation among active coaches his age (46) or younger and has the second-most Division I wins (316) among active coaches under 50-years old.
 » Cronin also ranks as one of only six coaches to take his team to the NCAA Tournament in each of the last seven years, joining Mark Few (Gonzaga), Tom Izzo (Michigan State), Mike Krzyzewski (Duke), Bill Self (Kansas) and Roy Williams (North Carolina).
 » Cincinnati's entire coaching staff is in its sixth season together in 2017-18. In terms of coaching staff continuity, it ranks as the second-longest unchanged staff among high-major programs according to John Akers at Basketball Times. Michigan State's staff ranks first. The Spartans staff is in its seventh season intact in 2017-18.

NCAA DIVISION I WINS - TOP 20 (THRU DEC. 19)

RK	TEAM	WINS
1.	Kentucky	2,246
2.	Kansas	2,226
3.	North Carolina	2,218
4.	Duke	2,127
5.	Temple	1,893
6.	Syracuse	1,872
7.	UCLA	1,857
8.	Notre Dame	1,854
9.	St. John's	1,827
10.	Louisville	1,812
11.	Indiana	1,806
12.	BYU	1,796
13.	Utah	1,787
14.	Arizona	1,779
15.	Illinois	1,772
16.	Cincinnati	1,767
17.	Purdue	1,758
17.	Texas	1,758
19.	Western Kentucky	1,756
20.	Penn	1,753

BEARCATS HEADLINERS

#11 GARY CLARK, F

- » **HONORS:**
 - AAC Player of the Week (11/27/17)
 - 2017 Cayman Islands Classic MVP
 - 2018 Oscar Robertson Trophy Watch List
 - 2018 Lute Olson Player of the Year Watch List
 - 2018 Karl Malone Power Forward of the Year Watch List
 - Preseason AAC Second Team selection (2017-18)
 - Second Team All-AAC (2015-16)
 - AAC Defensive Player of the Year (2015-16)
- » **LEAGUE RANKINGS:** Clark ranks among the league leaders in eight categories (through Dec. 19): double-doubles (T-first with three); offensive rebounds (second at 3.5); rebounds (second at 8.9); defensive rebounds (third at 5.4); steals (sixth at 1.6); free throw percentage (sixth at .860); blocks (T-eighth at 1.5) and scoring (T-26th at 12.0).
- » **AMONG THE NATION'S TOP REBOUNDERS:** Clark ranks third in the nation with 926 career rebounds (through Dec. 19) behind Seton Hall's Angel Delgado (1,172) and Hofstra's Rokas Gustys (1,038).
- » Clark is moving up the rankings among UC's best career rebounders. He enters Thursday's game ninth in school history with 926. He is only four rebounds shy from passing Connie Dierking (920 from 1956-58) for eighth place.
- » He became the all-time leading rebounder during the Mick Cronin coaching era when he pulled down 11 boards at UCLA (12/16), passing Yancy Gates (916 from 2008-12).
- » Clark has led the Bearcats in rebounds in nine of 12 games this season and in 58 games during his career.
- » **DOUBLE-DOUBLES:** With 21 double-doubles in his career Clark ranks second only to Yancy Gates (23 from 2009-12) for most career double-doubles by a UC player during the Mick Cronin era. Clark and teammate Kyle Washington ranked sixth last season for the most double-doubles (seven) in The American. Clark's 21 career double-doubles are the most by an active player in The American.
- » **TRENDING AT THE CHARITY STRIPE:** Clark is shooting a team-best 86.0 percent (43 of 40) from the free throw line this season, sixth-best in the league. He has made 10 consecutive and 25 of his last 28 attempts.
- » **CAYMAN ISLANDS CLASSIC MVP PERFORMANCE:** Clark was named the Cayman Islands Classic MVP after averaging a team-high 16.3 points and 9.3 rebounds while shooting 53.3 percent (16 of 30) from the floor and

- 87.5 percent (14 of 16) from the free throw line during the three-game event. He registered 24 points and 14 rebounds against Buffalo (11/20) and scored UC's first 13 points against Wyoming (11/22) en route to leading the Bearcats to the tournament crown, finishing with 17 points and six rebounds in the title game. For his efforts he was named The American's Player of the Week.
- » The performance against Buffalo was Clark's fifth career 20-point game and marked the eighth time he's grabbed 14 or more rebounds in a game during his career.
- » **NEWEST MEMBER OF 1,000-POINT CLUB:** Clark became the 51st member of Cincinnati's 1,000-point club, when he posted a double-double with 13 points and 11 rebounds in the season opening 107-77 win over Savannah State. He is the seventh Bearcat to join the elite club during the Mick Cronin coaching era, joining Sean Kilpatrick (second at 2,145 points), Deonta Vaughn (fourth at 1,885), Yancy Gates (15th at 1,485), Troy Caupain and Cashmere Wright (T-22nd at 1,317) and Dion Dixon (25th at 1,281).
- » Clark is on pace to finish his career as the school's all-time leader in career starts while ranking among the top five players in rebounds and blocks.

REBOUNDS (CAREER - UC HISTORY)

RK	NAME (YEAR)	REBOUNDS
1.	Oscar Robertson (1958-60)	1,338
2.	Jack Twyman (1952-55)	1,242
3.	Paul Hogue (1960-62)	1,088
4.	Robert Miller (1975-79)	1,060
5.	Dwight Jones (1980-82)	983
6.	Rick Roberson (1967-69)	945
7.	Jim Ard (1968-70)	941
8.	Connie Dierking (1956-58)	929
9.	Gary Clark (2015-Present)	926
10.	Yancy Gates (2008-12)	916

MOST DOUBLE-DOUBLES (CAREER - CRONIN ERA)

RK	NAME (YEARS)	DOUBLE-DOUBLES
1.	Yancy Gates (2009-12)	23
2.	Gary Clark (2015-Present)	21
3.	Octavius Ellis (2015-16)	10
4.	John Williamson (2007-08)	8
	Justin Jackson (2011-14)	8
	Kyle Washington (2017-Present)	8
7.	Sean Kilpatrick (2011-14)	4

POINTS (CAREER - UC HISTORY)

RK	NAME (YEARS)	POINTS
1.	Oscar Robertson (1958-60)	2,973
2.	Sean Kilpatrick (2011-14)	2,145
3.	Steve Logan (1999-2002)	1,985
--		
30.	LaZelle Duden (1993-95)	1,219
31.	Rick Roberson (1967-69)	1,196
32.	Tom Thacker (1961-63)	1,152
33.	Jim Holstein (1950-52)	1,146
34.	Gary Clark (2015-Present)	1,142
35.	George Wilson (1962-64)	1,124
T36.	Bill Lammert (1952-55)	1,119
T36.	Melvin Levett (1996-99)	1,119
38.	Dick Dallmer (1947-1950)	1,098
39.	Herb Jones (1991-92)	1,097
40.	Ralph Davis (1958-160)	1,093
--		
50.	John Howard (1966-68)	1,013
51.	David Kennedy (1978-1981)	1,002
--	Jacob Evans III (2016-Present)	935

BLOCKS (CAREER - UC HISTORY)

RK	NAME (YEARS)	BLOCKS
1.	Kenyon Martin (1997-2000)	292
2.	Eric Hicks (2003-2006)	256
3.	Jason Maxiell (2002-2005)	252
4.	Justin Jackson (2011-2014)	219
5.	Gary Clark (2015-Present)	154
6.	Donald Little (1999-2002)	153
7.	Rick Roberson (1967-1969)	146

STARTS (CAREER - UC HISTORY)

RK	NAME (YEARS)	STARTS
1.	Deonta Vaughn (2007-2010)	123
2.	Cashmere Wright (2010-2013)	114
3.	Gary Clark (2015-Present)	113

#1 JACOB EVANS III, G/F

- » **HONORS:**
 - AAC Player of the Week (12/18/17)
 - Cayman Islands Classic All-Tournament Team (2017)
 - 2018 John Wooden Award Watch List
 - 2018 Julius Ervin Small Forward of the Year Watch List
 - Preseason AAC Second Team selection (2017-18)
 - 2017 Jerry West Shooting Guard of the Year Finalist
 - NABC District 25 Second Team (2016-17)
 - American Championship All-Tournament Team (2016-17)
- » Against the teeth of Cincinnati's nonconference schedule (at Xavier, Florida [neutral site], vs. Mississippi State and at UCLA) Jacob Evans III averaged a team-best 19.0 points with 5.3 rebounds while shooting 48.1 percent (25 of 52) from the floor with a team-high 11 three-pointers.
- » **20-POINT GAMES:** Evans has registered a pair of 20-point performances this season and has scored 20 or more points 10 times in his career.
- » He scored a season-high 24 points on 8-of-15 shooting with four threes against Mississippi State (12/12) after netting a team-high 23 points on 9-of-15 shooting with a trio of threes at Xavier (12/2).
- » **LEAGUE RANKINGS:** Evans ranks among the league leaders in seven categories (through Dec. 19): blocks (10th at 1.4); three-pointers made (T-10th at 2.0); three-point field goal percentage (13th at .429); assist-to-turn-over ratio (14th at 1.5); scoring (14th at 14.2); steals (15th at 1.2); minutes played (T-28th at 28.9).
- » **CAYMAN ISLANDS CLASSIC HONOR:** Evans was named to the Cayman Islands Classic after averaging 10.3 points with 4.0 assists and five threes in a trio of games.
- » **NEARING A MILESTONE:** Evans is closing in on becoming the 52nd member of Cincinnati's 1,000-point club. Entering the Cleveland State contest, he needs 65 points.
- » Evans has scored in double figures in 42 of the last 49 games for the Bearcats. He netted 10 or more points in 31 of 36 games in 2016-17 the most by a UC players since Sean Kilpatrick (33 of 34 games in 2013-14).

#24 KYLE WASHINGTON, F

- » **HONORS:**
 - Preseason AAC Second Team selection (2017-18)
 - Second Team All-Conference (2016-17)
 - Naismith Hall of Fame All-Tournament Team (2016-17)
- » **SEASON-BEST EFFORT AT UCLA:** Washington poured in a season-high 19 points on 7-of-11 shooting with four steals at UCLA (12/16).
- » **NEARING A MILESTONE:** The NC State transfer needs eight points to reach the 1,000-point plateau for his college career. He compiled 404 points in two seasons at NC State (2014 & 2015) and has scored 588 points in 48 games as a Bearcat.

- » **DOUBLE-DOUBLE REDUX:** Kyle Washington recorded his first double-double of the season and the eighth of his Bearcat career when he posted 16 points and a game-best 11 rebounds against Wyoming (11/22) in the championship game of the Cayman Islands Classic. Washington matched UC teammate Gary Clark last season with seven double-doubles, tying for sixth most in the league.

#34 JARRON CUMBERLAND, G

- » **2017-18 SEASON NOTES:** Cumberland has scored in double figures in seven games this season, including a career-best four double-figure scoring games to start the season.
- » Headlining his early-season efforts were his performances against Western Carolina (11/13): 20 points with four three-pointers and against Coppin State (11/16): 19 points with four threes and nine rebounds. The two consecutive efforts propelled him to selection for AAC Weekly Honor Roll accolades (11/20).
- » Cumberland scored 14 of 15 points in the second half at No. 21 Xavier (12/2).
- » **HONORS:**
 - AAC Weekly Honor Roll: 1X, 11/20/17
 - AAC All-Rookie Team (2016-17)
 - AAC's Co-Sixth Man of the Year (2016-17)
- » **2016-17 NUMBERS:** Averaged 8.3 points and shot 49.3 percent (99-201) from the field in 19.1 minutes without a start in 2016-17. Shot 52.6 percent from the field while averaging 11.6 points in five postseason games.
- » **TOP PERFORMANCES IN 2016-17:** Cumberland scored a career-high 26 points on 8-of-11 shooting with six threes in the Bearcats' 94-53 home win over USF (1/29).

#15 CANE BROOME, G

- » Transfer from Sacred Heart, who is eligible to play in 2017-18 after sitting out last season.
- » **2017-18 SEASON NOTES:** Ranks among The American's leaders in steals (11th at 1.3) and field goal percentage (14th at .518) ... Has scored in double figures seven times this season ... Matched his season high with 17 points on 6-of-9 shooting with a trio of threes against Arkansas-Pine Bluff (12/19) ... Poured in 17 points with five threes and four assists in his Bearcat debut against Savannah State (11/10) ... Scored 12 of his 16 points in the first half at No. 21 Xavier (12/2) ... Netted a team-high 15 points on 6-of-8 shooting against No. 5 Florida (12/9).
- » **PREVIOUS HONORS:**
 - Player of the Year Northeastern Conference (2015-16)
 - NEC First Team (2015-16)
 - AP Honorable Mention All-American (2015-16)
 - USBWA All-District I First Team (2015-16)
 - All-ECAC First Team (2015-16)
 - NABC All-District 18 First Team (2015-16)
 - All-MET Basketball Writers' Assoc. First Team (2015-16)
 - NEC All-Rookie Team (2014-15)
- » **NATIONAL NUMBERS:** Broome ranked eighth in the nation in scoring (23.1 points) in 2015-16. He led all active sophomores in the nation with 1,157 career points following the 2015-16 season.

CRONIN'S LISTING AMONG NATIONAL COACHES

- » UC head coach Mick Cronin is one of six coaches in the nation to take his team to the NCAA Tournament each of the past seven seasons, along with Mark Few (Gonzaga), Tom Izzo (Michigan State), Mike Krzyzewski (Duke), Bill Self (Kansas) and Roy Williams (North Carolina).

- » The Cincinnati native and UC alumnus leads the nation in Division I wins (316) and total NCAA Tournament appearances (nine) among active coaches his age (46-years old) or younger and ranks second in Division I wins among active coaches under the age of 50.
- » Cronin earned his 300th career win against Tulsa (2/18/17).
- » Cronin owns a 316-161 career record in his 15th season overall. He is 247-137 mark in his 12th season at his alma mater. He posted a 69-24 mark in three seasons as head coach at Murray State from 2004-2006.
- » He was named the 2014 American Athletic Conference Coach of the Year after guiding the Bearcats to a share of the league's regular-season title (with Louisville).
- » Cronin's 247 wins in 12 seasons at Cincinnati rank as the second most in school history, behind only Bob Huggins (399 wins in 16 seasons [1990-2005]).

MOST DIVISION I COACHING WINS - UNDER AGE OF 50 (THRU DEC. 19)

NAME (SCHOOL)	AGE	CAREER W-L
1. Sean Miller (Arizona)	48	349-113
2. Mick Cronin (Cincinnati)	46	316-159
3. Scott Drew (Baylor)	47	308-190
4. Matt Painter (Purdue)	47	301-147
4. Brad Brownell (Clemson)	48	301-188
6. Travis Ford (Saint Louis)	47	296-188
7. Mark Fox (Georgia)	48	276-161
8. Will Brown (Albany)	46	270-238
9. Tony Bennett (Virginia)	48	267-116
10. Andy Kennedy (Ole Miss)	49	260-152

- Ages as of Nov. 1, 2017.

-SEASON NOTES -

CAYMAN ISLANDS CLASSIC CHAMPIONS

- » **WIN OVER WYOMING:** Cincinnati claimed the inaugural Cayman Islands Classic on Nov. 22 with a 78-53 win over Wyoming at John Gray Gymnasium in George Town, Cayman Islands.
- » Gary Clark was named the tournament MVP, scoring the first 13 points for Cincinnati en route to a game-high 17 points. Kyle Washington added his first double-double of the season with 16 points and 11 rebounds. Jacob Evans III (10) and Cane Broome (10) also reached double figures.
- » **CRUISING PAST RICHMOND:** Cane Broome served as Cincinnati's top scorer for the first time in his career, posting 13 points on 5-of-7 shooting as the Bearcats eased past Richmond 75-48 in the semifinal round on Nov. 21. UC jumped out to a 31-6 advantage and never looked back.
- » Jacob Evans III collected 12 points with four assists and a pair of blocks.
- » **OUTLASTING BUFFALO:** Cincinnati rode the efforts of Gary Clark past a physical Buffalo squad 73-67 in the opening round on Nov. 20. Clark posted his 20th career double-double with 24 points and a game-best 14 rebounds. He made 11 of 13 attempts from the free throw line.
- » **TOURNAMENT NOTES:** Gary Clark averaged a team-best 16.3 points and 9.8 rebounds to earn MVP accolades.
- » Jacob Evans III was named to the all-tournament team, averaging 10.3 points 4.0 assists.
- » Kyle Washington shot a team-best 59.1 percent from the floor during the three-game event, averaging 11.7 points with 5.7 rebounds.
- » It marked Cincinnati's second regular-season tournament championship in the past three years after claiming the 2015 Barclays Center Classic in Brooklyn, New York.

JOHNSON SIGNS WITH THE BEARCATS

- » Logan Johnson signed a national letter of intent on Nov. 8 to attend the University of Cincinnati and play basketball for the Bearcats beginning with the 2018-19 season.
- » Johnson, a 6-2, 170 guard from Mountain View, California, averaged 18 points, eight rebounds, five assists and two steals as a junior at Saint Francis High School, helping lead the Lancers to the Northern California Division II championship game.
- » A four-star prospect according to Scout.com, Johnson was listed among the Top 20 players in the Golden State and among the Top 150 players in the nation by 247 Sports and Rivals.com.
- » Johnson finished his junior season as the West Catholic Athletic League Most Valuable Player, the San Francisco Chronicle Player of the Year, the Cal Hi Sports Bay Area Player of the Year, a Mercury News First Team All-Bay Area selection, a Pangos All-American and a Cal Hi Sports Third Team All-State honoree.
- » "Logan is a great athlete and has a huge upside for a guard," Cronin said. "Most guards are developed physically coming in, but Logan is still growing and filling out into his body. He has great quickness and ball handling skills. He is a tough competitor and really coming into his own as a player. Logan is also a solid person from a very close family. We are excited he is a Bearcat."
- » Logan's older brother, Tyler Johnson, is in his fourth season as a guard for the NBA's Miami Heat.

DERMARR JOHNSON STILL WITH PROGRAM

- » Former UC men's basketball standout and NBA player DerMarr Johnson continues as a student assistant coach during the 2017-18 campaign. He joined the staff prior to last season while he takes classes to complete his degree.
- » The sixth pick in the 2000 NBA draft by the Atlanta Hawks, Johnson played one season at Cincinnati, earning Conference USA Freshman of the Year accolades while averaging 12.6 points and 3.8 rebounds during the 1999-2000 campaign. On a team that featured National Player of the Year Kenyon Martin and third-team All-American Pete Mickeal, as well as Steve Logan and Kenny Satterfield, Johnson helped guide the Bearcats to a 29-4 overall record and the league's regular-season title while ranking as the nation's No. 1 team for 12 weeks.
- » Johnson played two seasons with the Hawks, averaging 8.4 points and 3.4 rebounds in 2001-02. He overcame injuries sustained from an automobile accident in September 2002 to play parts of five more seasons in the league with the New York Knicks, Denver Nuggets and briefly with the San Antonio Spurs. He averaged 17 points and shot 49.9 percent with Denver during the 2004-05 season.
- » As an assistant under former UC head coach Bob Huggins, Cronin recruited Johnson, a consensus high school All-American, to the Cincinnati program.
- » A 6-9, 200-pound guard from Riverdale, Maryland, Johnson averaged 26.1 points, 6.3 rebounds and 3.9 assists at Maine Central Institute in 1998-99 prior to coming to UC.

BEARCATS PICKED TO WIN THE AMERICAN

- » American Athletic Conference coaches picked Cincinnati to win the league at preseason media day on Oct. 16.
- » The Bearcats received a league-high seven first-place votes and 116 points overall in the preseason poll to finish ahead of conference newcomer Wichita State, who gathered five first-place votes and 115 points overall. UCF (93 points) was tabbed third followed by SMU (91), UConn (79), Houston (72), Temple (68), Tulsa (52), Memphis (36), Tulane (30), ECU (24) and USF (16).
- » It marks the second consecutive year Cincinnati has been the preseason pick to win a league. The Bearcats were picked first over UConn by one vote a year ago. Prior to 2016-17, the last time UC was picked to win a league in the preseason was 2002-03 (Conference USA).
- » Senior forwards Gary Clark and Kyle Washington and junior swingman Jacob Evans III were tabbed second team preseason selections by the league's coaches.

BB&T ARENA SERVING AS HOME OF THE BEARCATS FOR 2017-18 SEASON

- » BB&T Arena in Highland Heights, Kentucky, will serve as the temporary home of the Bearcats during the 2017-18 campaign while Fifth Third Arena undergoes an \$87 million renovation before its scheduled reopening in the fall 2018.
- » BB&T Arena seats 9,400 fans and serves as the home for Northern Kentucky University athletics.
- » BB&T Arena is about seven miles from downtown Cincinnati and 10 miles from the UC campus.
- » It marks the first time the Bearcats have played their home games off campus since the 1988-89 season when the recently closed Cincinnati Gardens served as UC's host venue.
- » Other schools of mention playing their home games off campus in 2017-18 due to arena renovations include Houston, Northwestern and Villanova.

FIFTH THIRD ARENA CLOSED FOR RENOVATIONS

- » The Houston game (3/2/17) marked the final home game at 28-year-old Fifth Third Arena before it began an \$87 million renovation, scheduled to reopen for the 2018-19 campaign.
- » The Bearcats have registered a 385-79 record (.829 win percentage), making 21 NCAA appearances, six Sweet 16 appearances and one Final Four appearance while winning 11 conference titles, since the arena opened for the 1989-90 campaign.
- » UC recorded its fourth undefeated home season (18-0) in 2016-17 and the first since 2001-02 (15-0).
- » UC won its last 26 games in Fifth Third Arena, the second-longest win streak in its history (behind only a 41-game streak from Nov. 30, 1997-Feb. 13, 2000).

-GOBEARCATS.COM-



FIFTH THIRD ARENA SCHEDULED TO REOPEN IN FALL 2018

Fifth Third Arena, the home of Cincinnati basketball since the start of the 1989-90 season, is currently undergoing a privately-funded \$87-million renovation.

Renovations began immediately following Cincinnati's 2016-17 home finale against Houston on March 2.

"Our entire University has grown and transformed into one of the best in the country over the past 15 years, both academically and aesthetically," men's basketball head coach Mick Cronin said. "This arena will be awesome. The planning has been meticulous and the first-class, new design is as good as I've seen across all of college basketball. This building is about our future and is a testament to the commitment our University and donors have toward our programs."

Proposed improvements to the facility, built in 1989 and originally named the Myrl H. Shoemaker Center, include the creation of a 360-degree seating bowl, new HD scoreboard, ribbon boards, sound system, an LED lighting system which will allow for enhanced gameday presentation, new restroom and concession facilities, a new upper-level concourse with its own fan amenities, expanded food and beverage options and a new main entrance and plaza with centralized ticketing and guest services. The renovated arena also will feature upgraded locker room spaces, expanded premium seating options, including a courtside club, arena club and concourse club as well as enclosed suites, loge seating, a new Bearcats Lounge and super suites.

"We are inspired by the passionate engagement from the Board of Trustees, campus leadership and key constituents who are making a bold commitment to our athletic program and the campus community," UC Director of Athletics Mike Bohn said.

Those interested in making a gift to the construction of the arena should contact the UCATS office at 513-556-0735.

ARENA WEBSITE: OURHOUSE2018.COM

The University of Cincinnati Department of Athletics launched a website for the Fifth Third Arena Renovation titled **OurHouse2018.com**. The website, created in conjunction with the University's Office of Creative Services, was developed to provide Bearcats' fans current and up-to-date information on the arena construction project which is already underway.

OurHouse2018.com features an updated fly-through of the arena renovations, new renderings and information for those interested in purchasing tickets, premium seating or making a donation to the \$87-million privately-funded project.

Monthly video updates on the renovations are available at GoBearcats.com.

BEARCATS PLAYING GAMES AT BB&T ARENA IN 2017-18

Cincinnati men's basketball is playing its 2017-18 home schedule at BB&T Arena in Highland Heights, Kentucky. The facility is home to Northern Kentucky University athletics.

"We are excited for the opportunity to play in one of the newest facilities in the area," UC Director of Athletics Mike Bohn said. "This was a long, thorough and engaging process with numerous stakeholders throughout our region. Hamilton County officials were all in for the right reasons and a key part of our discussions. The tri-state area is unique because of its regionality which encompasses a large swath of our fan base. All of those factors helped us make the right decision for our department and University while being fiscally responsible and providing an outstanding experience for our student-athletes, fans, students, donors and supporters."

BB&T Arena was built in 2008 and provides the Bearcats a state-of-the-art facility a short drive from UC's campus. The 9,400-seat multipurpose arena is located seven miles from downtown Cincinnati and features 12 luxury suites, a pair of party suites and 8,000 parking spaces within a five-minute walk to the arena. A four-sided video board, statistics boards and ribbon boards will keep fans up-to-date on what is going on in-game.

CINCINNATI TO REOPEN FIFTH THIRD ARENA AGAINST OHIO STATE

Cincinnati will reopen Fifth Third Arena by welcoming Ohio State in the 2018-19 season opener. The news came in early October as part of a home-and-home series announcement.

The Bearcats will open a newly renovated Fifth Third Arena against the Buckeyes in 2018 with Ohio State playing host in Columbus in 2019. Although dates for the games have not been determined, the game will take place on the first allowable date of competition in each of the next two years.

The two schools haven't played a regular-season game since 1921. Ohio State leads the series 6-4 overall, including an 81-66 victory in the last meeting: March 22, 2012 in the NCAA East Regional semifinals in Boston.



AWARDS

- » 2014 American Athletic Conference Coach of the Year
- » 2014 NABC District 25 Coach of the Year
- » 2014 Finalist for USBWA Henry Iba Award
- » 2006 Ohio Valley Conference Coach of the Year

NOTES & ACCOMPLISHMENTS

- » One of only six coaches to take his team to the NCAA Tournament in each of the last seven years, joining Mark Few (Gonzaga), Tom Izzo (Michigan State), Mike Krzyzewski (Duke), Bill Self (Kansas) and Roy Williams (North Carolina).
- » Leads the nation for mosts Division I wins (316) among active coaches age 46 or younger and ranks second in the same statistic among coaches under the age of 50 entering the 2017-18 campaign.
- » Cincinnati has ranked among the nation's Top 25 defenses each of the last five seasons in scoring defense, field-goal percentage defense and blocks per game.
- » The Bearcats claimed the 2014 American Athletic Conference regular-season crown.
- » Murray State won the 2004 Ohio Valley Tournament crown and the 2006 OVC regular-season and tournament title.
- » Cronin has directed nine teams to the NCAA Tournament as a head coach and advanced 14 teams to the Big Dance as a head coach or assistant.

CINCINNATI HEAD COACH MICK CRONIN

Mick Cronin's tenure as head basketball coach at the University of Cincinnati has seen the rebirth of the Bearcats, rising from a program that featured only one returning scholarship player when he arrived in 2006-07 to one that posted 30 wins in 2016-17, made its seventh consecutive NCAA Tournament appearance last season and awaits the reopening of a renovated, state-of-the-art, Fifth Third Arena for the 2018-19 campaign.

Cronin is one of six coaches in the nation to take his team to the NCAA Tournament each of the past seven seasons, along with Mark Few (Gonzaga), Tom Izzo (Michigan State), Mike Krzyzewski (Duke), Bill Self (Kansas) and Roy Williams (North Carolina).

The Cincinnati native and UC alumnus leads the nation in Division I wins (316) and total NCAA Tournament appearances (nine) among active coaches his age (46-years old) and ranks second in Division I wins among active coaches under the age of 50.

Built on toughness, tenacious defense and continuous all-out effort, Cronin's Bearcats rank as one of two programs (along with Virginia) to be listed among the nation's top 25 in scoring defense each of the past five seasons. You can also find Cincinnati's name listed among the top 25 teams in field-goal percentage defense and blocks per game every year since 2012-13.

Cronin guided Cincinnati to a share of the 2014 American Athletic Conference regular-season crown while earning the league's coach of the year honor. At Murray State from 2004-2006, Cronin guided the Racers two Ohio Valley Conference tournament titles and one regular-season crown while receiving OVC Coach of the Year distinction in 2006.

Along with his three seasons in Murray, Cronin has compiled a 316-161 career record in 14-plus years as a college head coach, including a 247-137 mark at Cincinnati.

Cincinnati's 2017-18 squad features the return of its top three scorers – Jacob Evans, Kyle Washington and Gary Clark – along with six other lettermen and six newcomers.

Cronin's rebuilding job began immediately when his first squad featured only one returning starter for the 2006-07 campaign. He tirelessly went to work setting the culture necessary to building long-term success while competing within arguably the sport's toughest league ever organized – the old BIG EAST Conference.

Despite the surroundings, Cincinnati began the retooling process, becoming the only program from a major conference to improve its win total every season from 2007 to 2011, building from 11 wins in 2007 to 26 victories and a return to the NCAA Tournament in 2011.

Now a fixture at the Big Dance, Cincinnati can include itself among an elite list of eight programs appearing in seven consecutive NCAA Tournaments, along with Duke, Gonzaga, Kansas, Michigan State, North Carolina, VCU and Wisconsin.

SEVEN CONSECUTIVE TRIPS TO THE NCAA TOURNAMENT

2016-17: Cincinnati achieved the second-most wins in program history (30-6), advanced to the second round of the NCAA Tournament, and tied the school record for league victories (16-2) while finishing second in the American Athletic Conference. The Bearcats also posted an 18-0 home record, the fourth undefeated season at Fifth Third Arena and was ranked in the national polls for 15 weeks during the season, a Cronin-era record high. The UC head coach also achieved a milestone, registering his 300th career victory against Tulsa on Feb. 18.

2015-16: Cincinnati won 11 of its final 15 games of the regular season, including a 61-54 win over then-No. 24 SMU, to register its sixth consecutive NCAA Tournament appearance. Junior Troy Caupain received First Team American Athletic Conference accolades while sophomore Gary Clark was named the league's defensive player of the year and second-team all-conference honoree. The Bearcats finished 22-11 overall and tied for third in the league with a 12-6 mark.

2014-15: A young, inexperienced group of newcomers and role players overcame the loss of its head coach due to health reasons and banded together to register a 23-11 mark and achieve the program's first second-round NCAA Tournament appearance since 2012. UC finished third in the conference but swept league-winner SMU and registered a victory at second-place Tulsa (in the only meeting between the schools) to secure the school's fifth consecutive NCAA Tournament invite. The Bearcats outlasted Purdue 66-65 in overtime in the first round of the NCAA Tournament before falling to previously unbeaten Kentucky, 64-51.

2013-14: Cincinnati won a share of the inaugural American Athletic Conference regular-season crown, the program's first conference title since 2003-04, behind the efforts of AP All-American Sean Kilpatrick and league defensive player of the year Justin Jackson. Kilpatrick led The American with 20.6 points per game and Cronin was named The American's Coach of the Year in leading UC to a 27-7 record – its most wins since 2001-02. The Bearcats strung together 15 consecutive wins, including their first 11 league games. UC was listed among the top 15 teams in the AP poll during each of the last eight weeks of the regular season, climbing as high as seventh.

2012-13: Senior Cashmere Wright fought through nagging injuries and, along with fellow senior JaQuon Parker and junior Sean Kilpatrick, helped lead the Bearcats to a 22-12 overall record and third consecutive NCAA Tournament appearance. Wright finished his career as UC's all-time steals leader (198) and Cronin claimed his 200th career coaching win. The Bearcats ranked sixth nationally with 6.1 blocks per game.

2011-12: Cincinnati advanced to the NCAA Sweet 16, registered 26 wins for the second consecutive season and defeated a school-record eight nationally ranked teams, including No. 2 Syracuse in the semifinals of the BIG EAST Championship. The Bearcats posted a school-record 12 wins in the BIG EAST en route to tying for fourth place in the league standings and finishing as runners up in the league tournament. Yancy Gates capped off his career as one of only six players in program history to compile more than 1,400 points and 900 rebounds. The Bearcats outlasted Texas and Florida State before falling to Ohio State in the NCAA Tournament.

2010-11: Cincinnati won its first 15 games of the season and closed strong with five victories in its last six regular-season contests to secure its first NCAA Tournament appearance since 2005. Yancy Gates led the Bearcats with 11.9 points and 6.9 rebounds and Sean Kilpatrick was named to the BIG EAST All-Rookie team. UC defeated Missouri 78-63 before falling to eventual national champion UConn 69-58 in the second round of the NCAA Tournament. The Bearcats finished 26-9 overall.

PRIOR TO CINCINNATI

Success seems to follow Cronin, who came to Cincinnati after serving three years as head coach at Murray State (2004-06). As mentor of the Racers, Cronin compiled a 69-24 overall record while earning a pair of NCAA tournament berths.

In his debut season as head coach, Cronin directed Murray State to a school-best 28-6 record, the Ohio Valley Conference Tournament championship and an NCAA Tournament appearance. His 28 wins were the sixth most in NCAA history for a first-year head coach at the time. He earned OVC Coach of the Year honors two seasons later, guiding Murray State to another OVC regular-season title, league tournament crown and NCAA Tournament appearance with a 24-6 mark in 2005-06.

Prior to Murray State, Cronin built a sterling reputation for his ability to evaluate and recruit top talent. In his stint at UC as an assistant coach for Bob Huggins from 1997-2001, Cronin recruited several top players, including NBA Draft selections Steve Logan (Golden State); DerMarr Johnson (Atlanta); Pete Mickeal (Dallas); Kenny Satterfield (Dallas); and Jason Maxiell (Detroit).

Following the 2000-01 season, Cronin became the associate head coach and recruiting coordinator at Louisville, under Rick Pitino. In his first year, Cronin helped attract a top-10 ranked recruiting class.

COMMUNITY INVOLVEMENT

Cronin's passion for success on the court also carries over to the local community where he is committed to making a difference. He currently serves as a board member on both the American Cancer Society and the ACS's Coaches vs. Cancer of Southwest Ohio chapter.

He also assists with a major fundraising event - Soul of the City Soiree - for Our Daily Bread that has generated more than \$100,000 each of the past four years to assist the soup kitchen and community center in Cincinnati.

Cronin also annually speaks with the Young Executive Group of the Catholic Inner-City Schools Education (CISE) Fund. The group raises money from area corporations to help give children from low income urban settings the opportunity to attend Catholic schools.

During the 2013-14 season, Cronin also wrote a column in the Cincinnati Enquirer highlighting the dangers of texting while driving as part of the AT&T sponsored "It Can Wait" campaign. He spotlighted the campaign again during an on-campus awareness event in October 2014.

PATH TO COACHING

Cronin has long held great pride in the Queen City, the University of Cincinnati and the sport of basketball. As a child growing up on the west side of town, he used to follow his father Harold "Hep" Cronin -- a highly successful local high school coach with more than 400 career wins -- around the gyms of Cincinnati. A product of LaSalle High School, Cronin had his playing career end sooner than expected due to a knee injury in high school.

That didn't stop his desire to find his place in basketball. While completing his undergraduate degree at UC, Cronin served as assistant varsity coach and head junior varsity coach at Woodward High School. He helped develop six players who went on to play Division I college basketball, including former Bearcat Damon Flint, who ranks among the top 25 scorers in program history.

Cronin made the jump from high school to college coaching during the 1996-97 season joining Huggins as video coordinator at UC. A year later, Cronin was elevated to an assistant coach for the Bearcats, setting the stage for his long tenure in college basketball.

Cronin resides in Cincinnati with his 11-year old daughter, Samantha.



CRONIN'S YEARLY COACHING RECORD

SEASON	SCHOOL (CONF.)	POSITION	RECORD/CONF.	POSTSEASON (RECORD)
1996-97	Cincinnati (C-USA)	Video Coordinator		
1997-98	Cincinnati (C-USA)	Asst. Coach	27-6/14-2	NCAA Second Round (1-1)
1998-99	Cincinnati (C-USA)	Asst. Coach	27-6/12-4	NCAA Second Round (1-1)
1999-00	Cincinnati (C-USA)	Asst. Coach	29-4/16-0	NCAA Second Round (1-1)
2000-01	Cincinnati (C-USA)	Asst. Coach	25-10/11-5	NCAA Regional Semifinals (2-1)
2001-02	Louisville (C-USA)	Assoc. Head Coach	19-13/8-8	NIT (1-1)
2002-03	Louisville (C-USA)	Assoc. Head Coach	25-7/11-5	NCAA Second Round (1-1)
2003-04	Murray State (OVC)	Head Coach	28-6/14-2	NCAA First Round (0-1)
2004-05	Murray State (OVC)	Head Coach	17-11/11-5	---
2005-06	Murray State (OVC)	Head Coach	24-7/17-3	NCAA First Round (0-1)
Murray State Totals		3 years	69-24/42-10	.742/.808
2006-07	Cincinnati (BIG EAST)	Head Coach	11-19/2-14	---
2007-08	Cincinnati (BIG EAST)	Head Coach	13-19/8-10	College Basketball Invitational (0-1)
2008-09	Cincinnati (BIG EAST)	Head Coach	18-14/8-10	---
2009-10	Cincinnati (BIG EAST)	Head Coach	19-16/7-11	NIT (1-1)
2010-11	Cincinnati (BIG EAST)	Head Coach	26-9/11-7	NCAA Second Round (1-1)
2011-12	Cincinnati (BIG EAST)	Head Coach	26-11/12-6	NCAA Regional Semifinals (2-1)
2012-13	Cincinnati (BIG EAST)	Head Coach	22-12/9-9	NCAA First Round (0-1)
2013-14	Cincinnati (American)	Head Coach	27-7/15-3	NCAA First Round (0-1)
2014-15	Cincinnati (American)	Head Coach	23-11/13-5	NCAA Second Round (1-1)
2015-16	Cincinnati (American)	Head Coach	22-11/12-6	NCAA First Round (0-1)
2016-17	Cincinnati (American)	Head Coach	30-6/16-2	NCAA Second Round (1-1)
2017-18	Cincinnati (American)	Head Coach	10-2/0-0	
Cincinnati Totals		12th season	247-137/113-83	.643/.577
Head Coaching Totals		15th season	316-161/155-93	.662/.625

CRONIN'S RECORD AGAINST ALL OPPONENTS					
SCHOOL	W-L	SCHOOL	W-L	SCHOOL	W-L
Alabama	1-0	Kentucky	0-1	South Dakota	1-0
Alabama State	2-0	Lipscomb	2-0	St. Francis (Pa.)	2-0
Albany	1-0	Louisville	5-7	St. John's	5-6
Appalachian State	1-0	Marquette	3-4	Saint Joseph's	0-0
Arkansas-Little Rock	1-0	Marshall	2-1	St. Mary's (Calif.)	0-1
Arkansas-Pine Bluff	4-0	Maryland	1-0	Stony Brook	1-0
Arkansas Tech	1-0	Maryland Eastern Shore	1-0	Syracuse	2-6
Austin Peay	4-1	Memphis	5-5	Texas	1-0
Belmont	0-1	Miami (Ohio)	5-0	TCU	1-0
Bowling Green	2-1	Middle Tennessee	2-0	Temple	6-3
Bradley	0-1	Mississippi State	2-0	Tennessee	0-1
Brown	1-0	Mississippi Valley State	1-0	Tennessee State	5-1
Buffalo	1-0	Missouri	1-1	Tennessee Tech	3-2
Butler	0-2	Morehead State	8-0	Tennessee-Martin	9-0
Cal-State Bakersfield	1-0	Morgan State	1-0	Texas A&M-CC	1-1
Cal-Davis	1-0	Mount St. Mary's	1-0	Texas-San Antonio	2-0
Campbell	2-0	Nebraska	2-1	Texas Southern	3-0
Campbellsville	1-0	New Mexico	0-2	Toledo	2-0
Central Michigan	1-0	Norfolk State	1-0	Tulane	4-1
Charleston Southern	1-0	North Carolina	0-1	Tulsa	4-1
Chicago State	3-0	North Carolina A&T	1-0	UAB	1-4
Cincinnati	0-1	North Carolina Central	2-0	UCF	6-1
Cleveland State	0-0	NC State	3-1	UCLA	1-1
Coastal Carolina	2-0	Northwestern State	1-0	UConn	10-13
Coppin State	1-0	Notre Dame	3-7	UMass Lowell	1-0
Creighton	0-1	Oakland	1-0	UNLV	1-0
Dayton	1-1	Ohio	0-1	USC Upstate	2-0
Delaware State	2-0	Ohio State	0-2	USF	12-4
DePaul	6-3	Oklahoma	2-0	Utah Valley	1-0
East Carolina	4-1	Ole Miss	0-1	Vanderbilt	1-0
Eastern Illinois	6-1	Oregon	1-0	Villanova	4-4
Eastern Kentucky	6-1	Penn State	1-0	VCU	1-1
Fairfield	1-0	Pittsburgh	4-8	Wagner	2-0
Fairleigh Dickinson	1-0	Prairie View A&M	1-0	Weber State	1-0
Florida	0-1	Presbyterian	0-1	West Florida	1-0
Florida A&M	1-0	Providence	4-5	West Virginia	3-5
Florida State	1-1	Purdue	1-0	Western Carolina	3-0
Georgetown	6-6	Radford	1-0	Western Illinois	1-0
Georgetown College	1-0	Rhode Island	0-1	Western Kentucky	1-1
George Washington	1-0	Rice	2-0	Winthrop	1-0
Georgia	1-0	Richmond	1-0	Wichita State	0-0
Georgia Southern	1-0	Robert Morris	1-0	Wofford	0-1
Gonzaga	0-1	Rutgers	8-4	Wright State	3-0
Harvard	0-1	Saint Joseph's	0-1	Wyoming	1-0
High Point	1-0	Samford	3-3	Xavier	4-8
Houston	7-1	San Diego State	1-0		
Howard	1-0	Savannah State	2-0		
Illinois	0-1	Seton Hall	4-3		
Illinois-Chicago	1-0	SIU-Edwardsville	2-0		
Illinois State	0-1	SMU	5-4		
Iowa State	2-1	SE Missouri State	5-2		
IPFW	1-0	Southern Illinois	1-2		
Jacksonville State	6-0	SE Louisiana	1-0		
Kansas State	1-0	Southern Miss	1-0		
Kennesaw State	1-0	South Carolina Upstate	1-0		

CINCINNATI'S DEFENSIVE NUMBERS UNDER CRONIN

CINCINNATI'S DEFENSIVE STATISTICS DURING THE MICK CRONIN ERA (12TH SEASON; 2007-PRESENT)

YEAR	UC RECORD	OPP FGM-FGA	OPP FG%	OPP 3FGM-3FGA	OPP 3FG%	OPP PPG	GAMES ALLOWED <70 PTS	GAMES ALLOWED <60 PTS	GAMES ALLOWED <50 PTS	GAMES ALLOWED <40% FG	GAMES ALLOWED <35% FG	FORCED TURNOVERS	UC BLOCKS	UC STEALS
2006-07	11-19	685-1539	.445	231-612	.377	67.7	14	8	2	8	4	451	58	230
2007-08	13-19	717-1669	.430	209-621	.337	67.8	18	7	2	8	3	380	73	169
2008-09	18-14	752-1802	.417	186-581	.320	66.3	19	10	3	13	7	406	103	183
2009-10	19-16	807-1954	.413	230-676	.340	66.5	23	12	1	13	5	423	107	199
2010-11	26-9	735-1790	.411	171-529	.323	(9th) 59.6	30	18	7	17	7	492	129	258
2011-12	26-11	849-2063	.412	207-641	.323	(40th) 61.5	29	15	4	16	7	518	(44th) 170	(43rd) 298
2012-13	22-12	716-1851	(14th) .387	171-562	(34th) .304	(22nd) 59.0	30	18	3	16	9	452	(7th) 208	240
2013-14	27-7	690-1745	(19th) .395	182-568	.320	(4th) 58.4	31	19	6	19	8	485	(20th) 188	(24th) 268
2014-15	23-11	700-1804	(15th) .388	192-601	.319	(6th) 55.8	33	22	7	21	11	409	(11th) 185	222
2015-16	22-11	750-1907	(13th) .393	240-672	.357	(12th) 63.3	24	15	2	20	7	450	(9th) 192	(34th) 257
2016-17	30-6	767-1975	(9th) .388	264-765	.345	(8th) 61.3	26	17	3	19	10	476	(16th) 178	(32nd) 260
2017-18	10-2	249-682	.365	87-263	.331	59.8	10	7	2	9	4	208	72	103

National ranking in parentheses; Cronin-era bests in **boldface**

THE POLLS

ASSOCIATED PRESS POLL (DEC. 18)

Rk.	Team (First Place Votes)
1	Villanova (45)
2	Michigan State (15)
3	Arizona State (5)
4	Duke
5	North Carolina
6	Miami
7	Kentucky
8	Texas A&M
9	Xavier
10	West Virginia
11	Wichita State
12	Gonzaga
13	Virginia
14	Kansas
15	TCU
16	Purdue
17	Oklahoma
18	Arizona
18	Baylor
20	Cincinnati
21	Tennessee
21	Texas Tech
23	Seton Hall
24	Florida State
25	Creighton

OTHERS RECEIVING VOTES:

Arkansas 83, Notre Dame 73, Clemson 35, Louisville 28, Texas 21, Nevada 13, Oklahoma State 9, Minnesota 9, SMU 5, Alabama 5, Auburn 4, Virginia Tech 3, Rhode Island 2, Syracuse 2, Florida 2, Towson 1, Michigan 1.

USA TODAY COACHES POLL (DEC. 18)

Rk.	Team (First Place Votes)
1	Villanova (26)
2	Michigan State (6)
3	Duke
4	North Carolina
4	Arizona State
6	Kentucky
7	Miami
8	Xavier
9	Texas A&M
10	West Virginia
11	Wichita State
12	TCU
13	Kansas
14	Virginia
15	Gonzaga
16	Purdue
17	Oklahoma
18	Baylor
19	Arizona
20	Tennessee
21	Texas Tech
22	Seton Hall
22	Cincinnati
24	Creighton
25	Florida State

OTHERS RECEIVING VOTES:

Notre Dame 64, Arkansas 26, Virginia Tech 26, Texas 22, Louisville 20, Florida 15, Clemson 10, Boise State 9, Missouri 7, Syracuse 7, Rhode Island 6, Mississippi State 5, Loyola-Chicago 4, Saint Mary's 3, Stephen F. Austin 3, Michigan 2, Oklahoma State 1, Alabama 1.

CINCINNATI'S WEEKLY RANKINGS

Associated Press	Week	USA Today
12	Preseason	13
12	Nov. 13	No Poll
12	Nov. 20	13
11	Nov. 27	9
17	Dec. 4	17
25	Dec. 11	RV
20	Dec. 18	22

2017-18 AMERICAN ATHLETIC CONFERENCE

2017-18 AMERICAN CONFERENCE STANDINGS (THRU 12/19)

Team	AAC	Pct.	Overall	Pct.
Cincinnati	0-0	.000	10-2	.833
Houston	0-0	.000	9-2	.818
Wichita State	0-0	.000	9-2	.818
SMU	0-0	.000	10-3	.769
Tulane	0-0	.000	8-3	.727
UCF	0-0	.000	8-3	.727
Memphis	0-0	.000	7-3	.700
Temple	0-0	.000	7-3	.700
UConn	0-0	.000	7-3	.700
Tulsa	0-0	.000	7-5	.583
USF	0-0	.000	6-6	.500
ECU	0-0	.000	5-5	.500

2017-18 COMPOSITE SCHEDULE

Wednesday, Dec. 20

Houston vs. Providence	7 p.m.	ESPN
Siena at Memphis	8 p.m.	ESPN3

Thursday, Dec. 21

South Alabama at Tulane	2 p.m.	
South Carolina State at UCF	7 p.m.	ESPN3
Cleveland State at Cincinnati	7 p.m.	ESPN3
Charlotte at USF	7 p.m.	ESPN3
Grambling at ECU	7 p.m.	
UConn at Arizona	9 p.m.	ESPN2

Friday, Dec. 22

Temple at Georgia	TBA.	
Florida Gulf Coast at Wichita State	7 p.m.	CBSSN

Saturday, Dec. 23

Loyola (MD) at Memphis	12 p.m.	ESPN3
UConn at Auburn	2:30 p.m.	ESPN2

Wednesday, Dec. 27

UCF at SMU*	9 p.m.	ESPN2
-------------	--------	-------

Thursday, Dec. 28

Tulane at Temple*	7 p.m.	ESPN2
LSU at Memphis	9 p.m.	CBSSN
Houston at USF*	TBA	ESPN/ESPNEWS
ECU at Tulsa*	TBA	ESPN/ESPNEWS

Saturday, Dec. 30

Wichita State at UConn*	12 p.m.	CBS
Temple at Houston*	TBD	ESPN

Sunday, Dec. 31

Tulsa at Tulane*	3 p.m.	ESPN3
Memphis at Cincinnati*	4 p.m.	ESPNU
UCF at ECU*	4 p.m.	ESPNEWS
USF at SMU*	8 p.m.	ESPNU

Wednesday, Jan. 3

ECU at USF*	7 p.m.	ESPN3
UConn at Tulsa*	7 p.m.	ESPNEWS
Memphis at UCF*	7 p.m.	ESPN3

Thursday, Jan. 4

Houston at Wichita State*	7/9 p.m.	ESPN/ESPN2
Cincinnati at Temple*	7/9 p.m.	ESPN/ESPN2
SMU at Tulane*	9 p.m.	ESPNU

Saturday, Jan. 6

ECU at UConn*	12 p.m.	ESPNEWS
Tulsa at Memphis*	4 p.m.	ESPNEWS

CINCINNATI IN THE AMERICAN 2017-18 TEAM STATISTICS (THRU 12/19)

CATEGORY	[*NATIONAL] LEAGUE RANK (STAT)
Scoring	3rd (80.8)
Scoring Defense	[9th] 1st (59.8)
Scoring Margin	[5th] 1st (+21.0)
Free Throw Pct.	9th (.688)
Field Goal Pct.	4th (.467)
Field Goal Pct. Defense	[6th] 1st (.365)
3-Pt Field Goal Pct.	5th (.378)
3-Pt Field Goal Pct. Defense	7th (.331)
Rebounding Offense	2nd (41.2)
Rebounding Defense	4th (32.3)
Rebounding Margin	[22nd] 2nd (+8.8)
Blocked Shots.....	[18th] 1st (6.0)
Assists	3rd (16.9)
Steals	1st (8.6)
Turnover Margin	2nd (+3.83)
Assist-to-Turnover Ratio	3rd (1.3)
Offensive Rebounds.....	1st (12.9)
Defensive Rebounds	34th (28.3)
3-Pt Field Goals Made	5th (8.0)

INDIVIDUAL STATISTICS

PLAYER [*NATIONAL] LEAGUE RANK (STAT)

Scoring	
Jacob Evans III	14th (14.2)
Gary Clark	T-26th (12.0)

Rebounding

Gary Clark	2nd (8.9)
------------------	-----------

Field Goal Shooting Percentage

Kyle Washington	12th (.533)
Cane Broome	14th (.518)

Free Throw Percentage

Gary Clark	6th (.860)
------------------	------------

Steals

Gary Clark	6th (1.6)
Cane Broome	11th (1.3)
Jacob Evans III	15th (1.2)

Three-Point Field Goal Percentage

Jacob Evans III	13th (.429)
-----------------------	-------------

Three-Point Field Goals Made

Jacob Evans III	T-10th (2.0)
-----------------------	--------------

Blocked Shots

Gary Clark	T-8th (1.5)
Jacob Evans III	10th (1.4)
Kyle Washington	14th (0.9)

Assist-Turnover Ratio

Jacob Evans III	14th (1.5)
-----------------------	------------

Offensive Rebounds

Gary Clark	[22nd] 2nd (3.5)
------------------	------------------

Defensive Rebounds

Gary Clark	3rd (5.4)
------------------	-----------

Minutes Played

Jacob Evans III	T-28th (28.9)
-----------------------	---------------

*National rankings (through 12/19/17) are in brackets

CINCINNATI'S RECORD WHEN

	06-07	07-08	08-09	09-10	10-11	11-12	12-13	13-14	14-15	15-16	16-17	17-18	TOTAL
Home games	10-8	10-7	13-5	13-5	15-3	14-4	13-5	18-1	15-3	14-3	18-0	6-0	157-44
Away games	0-9	3-11	4-7	2-9	7-4	7-5	5-5	7-3	6-5	6-6	9-3	1-1	57-68
Neutral site games	1-2	0-1	1-2	4-2	4-2	5-2	4-2	2-3	2-3	2-2	3-3	3-1	31-25
Conference games	2-14	8-10	8-10	7-11	11-7	12-6	9-9	15-3	13-5	12-6	16-2	0-0	112-83
vs. Top 25 teams	0-4	2-5	1-7	3-6	3-7	8-4	2-8	4-2	2-1	1-3	2-5	0-2	28-54
Overtime games	2-0	1-1	2-1	0-3	1-0	1-2	2-1	0-0	2-1	0-3	2-0	0-0	13-12
Lead at halftime	6-1	10-3	11-3	13-4	25-0	18-3	15-3	23-1	17-3	19-5	24-2	10-0	290-28
Trail at halftime	4-17	3-15	6-11	4-11	0-9	7-8	7-9	1-6	5-8	1-6	5-2	0-2	43-104
Tied at halftime	1-1	0-1	1-0	2-1	1-0	1-0	0-0	3-0	1-0	2-0	1-2	0-0	13-5
Lead with 10:00 remaining	10-1	9-1	14-1	13-3	26-0	18-4	19-1	23-1	20-3	22-3	27-1	10-0	265-19
Trail with 10:00 remaining	1-18	1-18	3-13	6-11	0-9	7-7	3-9	3-6	3-8	0-7	3-5	0-2	30-113
Tied with 10:00 remaining	0-0	3-0	1-0	0-2	0-0	1-0	0-2	1-0	0-0	0-1	0-0	0-0	6-5
Lead with 5:00 remaining	9-3	11-1	17-1	18-2	25-0	19-4	19-2	26-0	24-1	19-4	28-0	10-0	225-18
Trail with 5:00 remaining	0-16	2-17	1-13	0-13	0-9	5-7	2-9	1-7	0-8	1-6	2-6	0-2	14-113
Tied with 5:00 remaining	2-0	0-1	0-0	1-1	1-0	2-0	1-1	0-0	0-2	1-1	0-0	0-0	8-6
Lead with 2:00 remaining	10-2	11-1	16-0	18-2	25-1	23-2	19-2	25-1	23-1	19-3	27-0	10-0	227-15
Trail with 2:00 remaining	0-17	1-17	2-14	1-14	0-8	3-9	1-10	2-6	1-9	2-7	3-5	0-1	16-117
Tied with 2:00 remaining	1-0	1-1	0-0	0-0	1-0	0-0	2-0	0-0	0-1	0-1	0-1	0-1	5-5
Shoot better from the field	8-2	8-3	13-1	15-4	22-0	16-2	15-1	21-0	21-3	16-5	24-0	10-0	189-21
Shoot worse from the field	3-17	5-16	5-13	4-12	4-9	8-9	4-11	6-7	2-8	6-6	6-6	0-1	53-115
Shoot 50% or better	0-2	0-0	4-1	8-1	7-0	6-0	4-0	3-0	9-1	4-2	14-0	4-0	63-7
Shoot below 50%	11-17	13-19	14-13	11-15	16-8	20-11	18-12	24-7	14-9	16-9	16-6	7-2	179-128
Opp. shoots 50% or better	1-9	0-6	0-6	0-2	2-4	1-2	0-1	1-3	0-2	2-3	2-2	0-0	9-40
Opp. shoots below 50%	10-10	13-13	18-8	19-14	22-5	24-9	22-11	25-4	22-9	19-7	28-4	10-2	232-96
Opp. shoots below 40%	7-1	6-1	9-3	10-3	17-0	15-1	16-1	17-1	16-5	17-2	19-1	9-0	158-19
Make 7 or fewer 3-pointers	10-12	8-12	7-11	13-12	21-6	12-9	12-9	22-7	20-11	9-5	18-4	5-1	156-99
Make 8 or more 3-pointers	1-7	5-7	11-3	6-4	6-4	14-2	10-3	5-0	3-0	13-6	12-2	5-1	91-39
Shoot more FTs than opp.	7-3	6-3	12-1	11-2	22-2	16-4	16-3	20-2	20-6	14-3	19-2	8-0	171-31
Out-rebound the opponent	9-5	10-11	13-4	17-8	24-3	10-4	17-8	19-4	18-8	18-7	24-3	7-1	195-66
Opponent out-rebounds UC	2-14	3-7	2-9	2-8	2-5	13-6	3-4	8-2	3-3	3-2	6-3	1-1	48-64
Same number of rebounds	0-0	0-1	3-1	0-0	0-1	3-1	2-0	0-1	1-1	1-2	0-0	2-0	12-8
Commit fewer turnovers	7-11	4-5	9-3	7-6	16-6	22-5	14-4	16-4	13-3	17-2	25-3	7-1	157-53
Commit the same or more TOs	4-8	9-14	9-11	12-10	9-2	4-3	8-7	11-3	10-8	3-10	4-1	3-0	85-75
Commit 12 or fewer turnovers	7-9	4-7	5-4	5-5	10-5	17-7	8-8	20-4	13-5	14-6	22-5	4-1	129-66
Outscore opponents' bench	6-8	8-6	15-9	19-11	24-7	13-3	11-6	17-1	14-7	15-6	19-3	9-1	170-68
1-3 point games	1-4	5-5	2-0	4-5	2-1	5-4	2-3	4-2	1-4	2-6	4-0	0-0	42-34
4-5 point games	0-1	2-1	2-1	3-2	0-2	6-0	2-2	4-1	2-1	4-1	0-2	0-0	25-14
6-10 point games	5-2	2-6	5-6	4-4	7-2	5-3	7-4	2-2	8-1	3-3	7-2	1-1	56-36
11-19 point games	4-10	3-5	4-4	4-4	8-5	4-2	6-2	9-1	7-4	6-1	8-2	2-1	65-41
20-plus point games	1-2	1-2	5-3	4-1	9-1	7-1	5-1	8-1	5-1	7-0	11-0	7-0	70-13
Score 59 or fewer points	0-9	3-7	1-6	0-7	3-8	3-7	1-9	2-7	6-11	2-4	4-3	0-0	25-76
Score 60-69 points	6-7	8-7	4-6	9-4	9-1	7-4	9-3	11-0	9-0	8-2	6-2	1-1	86-37
Score 70 or more points	5-3	2-5	13-2	10-5	14-0	16-2	12-0	14-0	8-0	12-5	20-1	9-1	135-24
Hold opp. to 50 or fewer points	3-0	3-0	4-0	1-0	7-0	3-2	4-0	7-0	9-2	4-0	6-0	3-0	54-4
Hold opp. to 51-60 points	3-4	5-1	6-2	9-2	12-1	12-3	12-4	11-3	10-3	12-1	11-2	4-0	108-26
Hold opp. to 61-70 points	3-2	5-5	5-3	7-4	5-5	10-1	4-7	7-3	4-5	3-5	8-0	2-1	63-42
Opp. scores 70-plus points	2-13	0-13	3-9	2-10	2-3	1-5	2-1	2-1	0-1	2-4	5-4	1-1	22-65
November	5-1	4-2	5-1	4-1	5-0	4-2	6-0	6-0	5-1	7-0	5-1	7-0	63-9
December	4-3	1-5	5-2	5-2	9-0	6-1	7-1	5-2	4-2	3-4	6-1	3-2	57-25
January	1-7	5-4	4-4	5-4	4-4	5-4	4-3	9-0	6-2	6-2	8-0	0-0	57-34
February	1-7	3-3	4-3	2-5	4-3	6-2	2-5	4-2	5-4	5-2	6-2	0-0	42-38
March	0-1	0-5	0-4	3-4	4-2	5-2	2-3	3-3	3-2	1-3	5-2	0-0	26-31
Monday	0-0	1-0	3-2	2-2	2-0	2-1	2-2	1-0	0-0	0-0	1-0	3-0	17-7
Tuesday	0-2	1-1	1-2	4-2	3-0	2-0	4-0	6-0	5-1	3-2	1-0	3-0	33-10
Wednesday	4-5	4-5	4-1	7-3	9-1	7-0	3-1	2-0	5-1	2-1	6-0	1-0	54-18
Thursday	0-1	0-2	3-0	1-2	3-1	3-1	1-3	5-1	3-1	3-3	6-0	1-0	29-15
Friday	1-0	1-1	0-1	0-0	1-0	4-1	1-2	2-1	2-1	2-2	3-0	1-0	18-9
Saturday	5-7	6-5	6-5	5-3	8-4	5-7	10-2	8-5	5-6	6-3	8-2	1-2	72-57
Sunday	1-4	0-5	1-3	0-4	0-3	3-1	2-1	2-0	3-1	6-0	5-4	0-0	23-26

BEARCATS STARTING LINEUPS

OPPONENT	UC STARTERS
Bellarmino (EXH.)	Broome, Cumberland, Evans III, Clark, Washington
Embry-Riddle (EXH.)	Broome, Cumberland, Evans III, Clark, Washington
Savannah State	Broome, Cumberland, Evans III, Clark, Washington
Western Carolina	Jenifer, Cumberland, Evans III, Clark, Brooks
Coppin State	Broome, Cumberland, Evans III, Clark, Washington
vs. Buffalo	Broome, Cumberland, Evans III, Clark, Washington
vs. Richmond	Jenifer, Cumberland, Evans III, Clark, Brooks
vs. Wyoming	Jenifer, Cumberland, Evans III, Clark, Washington
Alabama State	Jenifer, Cumberland, Evans III, Clark, Washington
at Xavier	Jenifer, Cumberland, Evans III, Clark, Washington
vs. Florida	Jenifer, Cumberland, Evans III, Clark, Washington
Mississippi State	Jenifer, Cumberland, Evans III, Clark, Washington
at UCLA	Jenifer, Cumberland, Evans III, Clark, Washington
Arkansas-Pine Bluff	Jenifer, Cumberland, Evans III, Clark, Washington
Cleveland State	
Memphis	
at Temple	
SMU	
at USF	
at UCF	
ECU	
Temple	
at Memphis	
Houston	
at UConn	
UCF	
at SMU	
at Houston	
Wichita State	
UConn	
Tulsa	
at Tulane	
at Wichita State	
American Championship	

RECORD BY STARTING LINEUPS

UC STARTERS	RECORD
Broome, Cumberland, Evans III, Clark, Washington	3-0
Jenifer, Cumberland, Evans III, Clark, Brooks	2-0
Jenifer, Cumberland, Evans III, Clark, Washington	5-2

PLAYERS IN DOUBLE FIGURES

# OF PLAYERS	0	1	2	3	4	5	6	7
TIMES THIS SEASON	0	0	3	2	5	1	1	0

SPECIALTY STATISTICS

OPPONENT	RESULT	IN PAINT	OFF TO	2ND CHANCE	FAST BREAK	BENCH
Savannah State		24	17	2	18	25
at Cincinnati	W, 107-77	54	22	30	14	43
Western Carolina		20	13	3	6	33
at Cincinnati	W, 102-51	40	29	15	8	59
Coppin State		20	5	2	2	16
Cincinnati	W, 97-54	38	16	18	7	40
Buffalo		18	15	11	7	5
vs. Cincinnati	W, 73-67	26	11	18	6	11
Richmond		16	10	7	0	17
vs. Cincinnati	W, 75-48	18	26	13	6	38
Wyoming		16	4	7	0	10
vs. Cincinnati	W, 78-53	38	21	22	8	22
Alabama State		20	7	14	2	25
at Cincinnati	W, 83-51	40	30	14	13	40
at Xavier		34	10	19	9	26
Cincinnati	L, 76-89	34	16	5	17	20
Florida		24	27	8	11	6
vs. Cincinnati	L, 60-66	36	17	14	2	17
Mississippi State		24	16	6	12	0
at Cincinnati	W, 65-50	24	22	13	6	6
at UCLA		20	11	4	4	19
Cincinnati	W, 77-63	30	23	9	6	15
Arkansas-Pine Bluff		14	9	3	4	19
at Cincinnati	W, 77-49	36	34	14	16	47
Cleveland State						
at Cincinnati						
Memphis						
at Cincinnati						
at Temple						
Cincinnati						
SMU						
at Cincinnati						
at USF						
Cincinnati						
at UCF						
Cincinnati						
ECU						
at Cincinnati						
Temple						
at Cincinnati						
at Memphis						
Cincinnati						
Houston						
at Cincinnati						
at UConn						
Cincinnati						
UCF						
at Cincinnati						
at SMU						
Cincinnati						
at Houston						
at Cincinnati						
Wichita State						
at Cincinnati						
UConn						
at Cincinnati						
Tulsa						
at Cincinnati						
at Tulane						
Cincinnati						
at Wichita State						
Cincinnati						
TOTALS		IN PAINT	OFF TO	2ND CHANCE	FAST BREAK	BENCH
CINCINNATI		414	267	185	109	358
AVERAGE		34.5	22.3	15.4	9.1	29.8
OPPONENTS		250	150	86	75	201
AVERAGE		20.8	12.5	7.2	6.3	16.8

OVERTIME RECORDS

UC'S OVERALL RECORD	56-55
1 OT Games	47-44
2 OT Games	8-8
3 OT Games	0-1
4 OT Games	0-2
7 OT Games	1-0

RECORDS IN OVERTIME GAMES

Home	27-17	.614
Schmidlapp Gym	3-4	.429
Schmidt Fieldhouse	0-1	.000
Music Hall	0-1	.000
Armory Fieldhouse	5-4	.556
Cincinnati Gardens	3-2	.600
U.S. Bank Arena	3-1	.750
Fifth Third Arena	14-4	.778
Away	17-30	.362
Neutral	11-8	.579

Current Streak: Won 2

Longest Winning Streak: 5 (Tay Baker - 1966-67)

Longest Losing Streak: 4 (Bob Ruess, 1943 - John Weithe, 1950)

- On Dec. 21, 1981 Cincinnati and Bradley played an NCAA-record 7-overtime game which UC won, 75-73.
- Cincinnati has been involved in two of the five NCAA tournament championship games to go into overtime. The Bearcats defeated Ohio State, 70-65, in 1961, but lost to Loyola (Ill.), 60-58, in 1963.
- In 1966-67, Cincinnati played six overtime games, winning five.

UC COACHES IN OVERTIME GAMES

COACH (YEARS)	NO.	RECORD	PCT.
Bob Huggins (1989-2005)	25	14-11	.560
Mick Cronin (2006-pres.)	25	13-12	.520
Tay Baker (1965-72)	9	7-2	.778
Ed Jucker (1960-65)	9	4-5	.444
Ed Badger (1978-83)	8	3-5	.375
Tony Yates (1983-89)	7	2-5	.286
John Wiethe (1946-52)	5	1-4	.200
George Smith (1952-60)	4	3-1	.750
Gale Catlett (1972-78)	4	2-2	.500
Frank Rice (1928-32)	4	1-3	.250
Boyd Chambers (1918-28)	3	3-0	1.000
Clark Ballard (1939-42)	2	2-0	1.000
Andy Kennedy (2005-06)	2	1-1	.250
Tay Brown (1933-37)	2	0-2	.000
John Halliday (1932-33)	1	0-1	.000
Bob Ruess (1942-44)	1	0-1	.000
Walter Van Winkle (1937-39)	0	—	—
Ray Farnham (1944-46)	0	—	—

OVERTIME GAMES IN MICK CRONIN ERA

1/20/07	W	UC 96, West Virginia 83	1	SC
2/28/07	W	UC 70, Seton Hall 67	1	SC
2/9/08	W	UC 72, Rutgers 68	1	SC
3/2/08	L	Providence 81, UC 79	1	A
12/20/08	W	UC 85, Eastern Kentucky 77	1	SC
2/7/09	W	UC 64, Georgetown 62	1	SC
3/7/09	L	Seton Hall 67, UC 63	1	SC
11/25/09	L	Gonzaga 61, UC 59	1	N
12/13/09	L	Xavier 83, UC 79	2	A
2/21/10	L	Marquette 79, UC 76	1	SC
2/19/11	W	UC 93, Providence 81	1	A
11/25/11	L	Marshall 73, UC 69	1	SC
1/21/12	L	West Virginia 77, UC 74	1	A
3/8/12	W	UC 72, Georgetown 70	2	N
1/19/13	W	UC 71, Marquette 69	1	SC
2/21/13	L	UConn 73, UC 66	1	A
3/9/13	W	UC 61, USF 53	1	SC
12/13/14	L	Nebraska 56, UC 55	2	A
12/17/14	W	UC 71, San Diego State 62	1	SC
3/19/15	W	UC 66, Purdue 65	1	N
1/16/16	L	Temple 67, UC 65	2	A
2/18/16	L	Tulsa 70, UC 68	1	A
3/11/16	L	UConn 104, UC 97	4	N
12/1/16	W	UC 55, Iowa State 54	1	A
12/22/16	W	UC 93, Marshall 91	1	SC

THE LAST TIME...

TEAM

100 POINTS BY A TEAM

By UC	102 vs. Western Carolina, 11/13/17
By Opponent	104 by UConn (40T), 3/11/16

90-99 POINTS BY A TEAM

By UC	97 vs. Coppin State, 11/16/17
By Opponent	91 by Marshall, 12/22/16

30-PLUS POINT WIN

By UC	32 (83-51) vs. Alabama State, 11/27/17
By Opponent	38 (89-51) vs. Notre Dame, 3/10/11

60 PERCENT SHOOTING BY A TEAM

By UC	.628 vs. Kansas State, 3/17/17
By Opponent	.674 vs. Pittsburgh, 2/14/09

50 PERCENT SHOOTING BY A TEAM

By UC	.500 vs. Wyoming, 11/22/17
By Opponent	.500 by UCLA, 3/19/17

CINCINNATI PLAYED A RANKED OPPONENT

UC Win	86-78 vs. No. 24 Xavier, 1/26/16
UC Loss	60-66 vs. No. 5 Florida, 12/9/17

SINGLE OVERTIME GAME

UC Win	93-91 (OT) vs. Marshall, 12/22/16
UC Loss	104-97 (4OT) vs. UConn, 3/11/16

DOUBLE OVERTIME GAME

UC Win	72-70 (2OT) vs. Georgetown, 3/8/12
UC Loss	104-97 (4OT) vs. UConn, 3/11/16

TRIPLE OVERTIME GAME

UC Win	75-73 (7OT*) vs. Bradley, 12/21/81
UC Loss	104-97 (4OT) vs. UConn, 3/11/16

* - NCAA record.

INDIVIDUAL

40 POINTS BY A PLAYER

By UC	41, Steve Logan vs. Southern Mississippi, 2/15/02
By Opponent	40, Trevon Bluiett, Xavier, 1/26/17

30 POINTS BY A PLAYER

By UC	37, Troy Caupain vs. UConn, 3/11/16
By Opponent	32, Daniel Hamilton, vs. UConn, 3/11/16

20 REBOUNDS BY A PLAYER

By UC	20, Cedric McGowan vs. DePaul, 1/4/06
By Opponent	four times

15 REBOUNDS BY A PLAYER

By UC	17, Kyle Washington, vs. Penn State, 11/20/16
By Opponent	15, Greg Monroe, vs. Georgetown, 3/6/10

TWO PLAYERS WITH 20 OR MORE POINTS IN SAME GAME

By UC	Gary Clark (25), Jacob Evans (20) vs. UConn, 3/11/17
By Opponent	Daniel Hamilton (32), Jalen Adams (22) vs. UConn, 3/11/16

THREE PLAYERS WITH 10 OR MORE REBOUNDS IN SAME GAME

By UC	Gary Clark (10), Kyle Washington (10) & Troy Caupain (10) at Iowa State, 12/1/16
-------	---

TWO PLAYERS WITH 10 OR MORE REBOUNDS IN SAME GAME

By UC	Troy Caupain (12), Gary Clark (11) vs. Marshall, 12/22/16
By Opponent	Ben Moore (11), Sterling Brown (11) vs. SMU, 1/12/17

10 ASSISTS BY A PLAYER

By UC	10, Troy Caupain, vs. USF, 2/4/16
By Opponent	10, Chris Howard, at USF, 2/14/09

FIVE STEALS BY A PLAYER

By UC	5, Jarron Cumberland, vs. SMU, 3/12/17
By Opponent	5, Antonio Robinson, at East Carolina, 2/1/15

FIVE BLOCKED SHOTS BY A PLAYER

By UC	5, Gary Clark vs. Mississippi State, 12/12/17
By Opponent	5, Amida Brimah, vs. UConn, 3/11/16

DOUBLE-DOUBLE BY A UC PLAYER

UC Win	Gary Clark (11 pts., 10 rebs.) at UCLA, 12/16/17
UC Loss	Gary Clark (14 pts., 12 rebs.) at Butler, 12/10/16

DOUBLE-DOUBLES BY TWO UC PLAYERS

By UC	Kyle Washington (13 pts, 11 rebs) and Gary Clark (11 pts, 10 rebs) at Iowa State, 12/1/16
-------	---

DOUBLE-DOUBLES BY THREE UC PLAYERS

By UC	Troy Caupain (37 pts, 10 rebs), Octavius Ellis (13 pts, 10 rebs) & Gary Clark (12 pts, 12 rebs) vs. UConn, 3/11/16
-------	--

TRIPLE-DOUBLE BY A UC PLAYER

By UC	Eric Hicks (22 pts., 12 rebs., 10 blks.) vs. Marquette, 1/7/06
-------	---

UC PLAYER LED TEAM IN POINTS, REBOUNDS & ASSISTS

By UC	Sean Kilpatrick (26 pts., 12 rebs., 6 asst.) vs. SMU, 1/1/13
-------	---

A PLAYER WON A GAME IN THE FINAL SECONDS

By UC	Troy Caupain hits 17-foot jumper with 4.4 left at Tulsa as UC wins 57-55, 2/1/17
By Opponent	Roosevelt Jones layup with :00.1 left Butler defeats UC 78-76, 12/2/15

FOUR PLAYERS SCORED IN DOUBLE FIGURES

By UC	Kyle Washington (19), Jacob Evans III (16) Gary Clark (10), Jarron Cumberland (10) at UCLA, 12/16/17
-------	--

FIVE PLAYERS SCORED IN DOUBLE FIGURES

By UC	Jarron Cumberland (19), Justin Jenifer (16) Jacob Evans III (12), Kyle Washington (11), Cane Broome (11) vs. Coppin State, 11/16/17
-------	---

SIX PLAYERS SCORED IN DOUBLE FIGURES

By UC	Jacob Evans (19), Cane Broome (17), Justin Jenifer (15) Gary Clark (13), Jarron Cumberland (10), Keith Williams (10) vs. Savannah State, 11/10/17
-------	---

SEVEN PLAYERS SCORED IN DOUBLE FIGURES

By UC	Kevin Johnson (18), Jacob Evans (17), Justin Jenifer (13), Kyle Washington (12), Jarron Cumberland (11) Troy Caupain (10), Tre Scott (10) vs. Fairleigh Dickinson, 12/17/16
-------	--

EIGHT PLAYERS SCORED IN DOUBLE FIGURES

By UC	Farad Cobb (15), Shaq Thomas (14), Kevin Johnson (14), Coreontae DeBerry (12), Justin Jenifer (11), Quadri Moore (10), Jacob Evans (10), Octavius Ellis (10) vs. Robert Morris, 11/15/15
-------	---

CRONIN ERA BESTS

MOST POINTS SCORED

119 (W, 119-68)	vs. Fairleigh Dickinson	12/17/16
107 (W, 107-77)	vs. Savannah State	11/10/17
106 (W, 106-44)	vs. Robert Morris	11/15/15
102 (W, 102-60)	vs. Miss. Valley St.	11/13/12
102 (W, 102-62)	vs. Chicago State	12/23/13
102 (W, 102-51)	vs. Western Carolina	11/13/17

MOST POINTS SCORED (HALF)

65 (W, 119-68)	vs. Fairleigh Dickinson	(1st) 12/17/16
60 (W, 99-50)	vs. Arkansas-Pine Bluff	(2nd) 11/22/15
60 (W, 60-40)	vs. Savannah State	(1st) 11/10/17
59 (W, 96-58)	vs. Texas Southern	(2nd) 12/13/16
59 (W, 97-84)	vs. No. 20 Memphis	(2nd) 3/6/14
59 (W, 102-60)	vs. Miss. Valley St.	(2nd) 11/13/12

HIGHEST FG PERCENTAGE

.647 (44-68)	vs. Fairleigh Dickinson	12/17/16
.647 (33-51)	vs. UCF	2/25/15
.632 (36-57)	vs. Campbell	11/20/13
.628 (27-43)	vs. St. John's	2/11/09
.628 (27-43)	vs. Kansas State	3/17/17
.610 (36-59)	vs. Western Carolina	11/13/15

HIGHEST 3-PT. PERCENTAGE

.643 (9-14)	vs. Temple	1/17/14
.636 (7-11)	vs. Stony Brook	12/2/14
.600 (6-10)	vs. St. John's	2/11/09
.583 (7-12)	at No. 23/23 SMU	2/5/15
.583 (7-12)	at Georgetown	1/27/07
.583 (14-24)	vs. Central Michigan	11/25/06

MOST REBOUNDS

69	vs. Chicago State	12/23/13
65	vs. Savannah State	11/10/17
56	at Temple (2OT)	1/16/16
56	vs. North Carolina A&T	11/18/12
54	vs. UConn (4OT)	3/11/16

MOST ASSISTS

32	vs. Robert Morris	11/15/15
29	vs. Fairleigh Dickinson	12/17/16
27	vs. USF	1/29/17
27	vs. Toledo	11/18/09

MOST BLOCKED SHOTS

12	vs. Wagner	12/23/14
12	vs. Marquette	1/19/13
12	at DePaul	1/15/13
12	vs. North Carolina A&T	11/18/12
11	vs. Mississippi State	12/12/17
11	at Xavier	12/2/17

MOST STEALS

23	vs. Ark.-Little Rock	12/6/12
19	vs. Ark.-Pine Bluff	11/22/15
18	vs. Robert Morris	11/15/15
16	vs. Ark.-Pine Bluff	12/21/11

MOST FORCED TURNOVERS

32	vs. Ark.-Little Rock	12/6/12
32	vs. North Carolina State	12/23/06
30	vs. Ark.-Pine Bluff	11/22/15
29	vs. Robert Morris	11/15/15
29	vs. Ark.-Pine Bluff	12/21/11

FEWEST POINTS ALLOWED

34	vs. Dayton	11/27/10
37	vs. Saint Francis (Pa.)	11/14/14
39	vs. Howard	11/10/06
	at West Virginia	1/30/08
	vs. North Carolina A&T	11/18/12

FEWEST POINTS ALLOWED (HALF)

13	vs. Marquette	1/19/13
14	vs. Richmond	(1st) 11/21/17
14	vs. Alabama State	(1st) 11/13/11
16	vs. Arkansas-Pine Bluff	(1st) 12/19/17

LOWEST FG PERCENTAGE ALLOWED

.152 (10-66)	vs. North Carolina A&T	11/18/12
.200 (12-60)	vs. Dayton	11/27/10
.200 (10-50)	at West Virginia	1/30/08

LOWEST 3-PT. FG PERCENTAGE ALLOWED

.000 (0-10)	at No. 24/22 Pittsburgh	12/31/12
.000 (0-4)	vs. Texas Southern	11/18/08
.045 (1-22)	at West Virginia	1/30/08
.063 (1-16)	vs. Providence	3/13/13
.091 (1-11)	vs. USF	2/2/14


BIGGEST WIN

62 (106-44)	vs. Robert Morris	11/15/15
54 (93-39)	vs. North Carolina A&T	11/18/12

BIGGEST COMEBACK

Down 17 (won 96-83 in OT)	vs. West Virginia	1/20/07
Down 16 (won 70-55)	vs. Samford	11/23/16
Down 15 (won 93-91 in OT)	vs. Marshall	12/22/16

CINCINNATI RADIO-TV CHART



1

JACOB EVANS III
G/F • 6-6 • 210 • JR-2L
BATON ROUGE, LA.




2

KEITH WILLIAMS
G • 6-5 • 210 • FR-HS
BROOKLYN, N.Y.



3

JUSTIN JENIFER
G • 5-10 • 175 • JR-2L
BALTIMORE, MD.




5

TREVOR MOORE
G • 6-5 • 200 • FR-HS
HOUSTON, TEXAS




11

GARY CLARK
F • 6-8 • 230 • SR-3L
CLAYTON, N.C.




13

TREVON SCOTT
F • 6-8 • 220 • R-SO-1L
DARIEN, GA.



14

JACKSON BART
F • 6-5 • 215 • R-SO-1L
OKLAHOMA CITY, OKLA.



15

CANE BROOME
G • 6-0 • 165 • JR-TR
EAST HARTFORD, CONN.



20

MAMOUDOU DIARRA
F • 6-9 • 215 • FR-HS
BAMAKO, MALI




22

ELIEL NSOSEME
F/C • 6-9 • 220 • FR-HS
KINSASHA, CONGO




24

KYLE WASHINGTON
F • 6-9 • 230 • SR-1L
CHAMPLIN, MINN.



31

SAM MARTIN
G • 5-10 • 160 • FR-HS
CINCINNATI, OHIO



32

JOHN KOZ
G • 6-1 • 190 • SO-1L
CLEVELAND, OHIO



33

NYSIER BROOKS
C • 6-11 • 250 • SO-1L
PHILADELPHIA, PA.



34

JARRON CUMBERLAND
G • 6-5 • 215 • SO-1L
WILMINGTON, OHIO



MICK CRONIN
HEAD COACH



LARRY DAVIS
ASSOCIATE HEAD COACH



DARREN SAVINO
ASSISTANT COACH



ANTWON JACKSON
ASSISTANT COACH

CINCINNATI PLAYER SEASON & CAREER HIGHS

#1 - JACOB EVANS III

2017-18 SEASON		CAREER
24 vs. Mississippi State, 12/12/17	Pts	26 vs. Saint Joseph's, 3/18/16
15, 2x (last at Xavier, 12/2/17)	FG Atts	20 vs. Saint Joseph's, 3/18/16
9 at Xavier, 12/2/17	FG Made	10 vs. Saint Joseph's, 3/18/16
11 vs. Savannah State, 11/10/17	3PT-FG Atts	11 at SMU, 2/12/17
4, 3x (last at UCLA, 12/16/17)	3PT-FG Made	5, 2x (last at SMU, 2/12/17)
7 vs. Florida, 12/9/17	FT Atts	10 vs. UConn, 3/11/17
6, 2x (last vs. Mississippi State, 12/12/17)	FT Made	8 vs. UConn, 3/11/17
8 vs. Mississippi State, 12/12/17	Rebs	9 vs. Saint Joseph's, 3/18/16
6 vs. Western Carolina, 11/13/17	Assts	6, 3x (last vs. W. Carolina, 11/13/17)
3 vs. Arkansas-Pine Bluff, 12/19/17	Stls	4, 2x (last vs. UCF, 2/8/17)
4 vs. Alabama State, 11/27/17	Blks	4 vs. Alabama State, 11/27/17
39 at Xavier, 12/2/17	Mins	45 vs. Marshall, 12/22/16

#2 - KEITH WILLIAMS

2017-18 SEASON		CAREER
10, 2x (last vs. Western Carolina, 11/13/17)	Pts	10, 2x (last vs. Western Carolina, 11/13/17)
12 vs. Savannah State, 11/10/17	FG Atts	12 vs. Savannah State, 11/10/17
5, 2x (last vs. Western Carolina, 11/13/17)	FG Made	5, 2x (last vs. Western Carolina, 11/13/17)
4 vs. Savannah State, 11/10/17	3PT-FG Atts	4 vs. Savannah State, 11/10/17
1 vs. Wyoming, 11/22/17	3PT-FG Made	1 vs. Wyoming, 11/22/17
3, 2x (last vs. Alabama State, 11/27/17)	FT Atts	3, 2x (last vs. Alabama State, 11/27/17)
2, vs. Alabama State, 11/27/17	FT Made	2, vs. Alabama State, 11/27/17
5 vs. Savannah State, 11/10/17	Rebs	5 vs. Savannah State, 11/10/17
2, 2x (last vs. Alabama State, 11/27/17)	Assts	2, 2x (last vs. Alabama State, 11/27/17)
1, 5x (last vs. UA-Pine Bluff, 12/19/17)	Stls	1, 5x (last vs. UA-Pine Bluff, 12/19/17)
1 vs. Mississippi State, 12/12/17	Blks	1 vs. Mississippi State, 12/12/17
20 vs. Alabama State, 11/27/17	Mins	19 vs. Western Carolina, 11/13/17

#3 - JUSTIN JENIFER

2017-18 SEASON		CAREER
16 vs. Coppin State, 11/16/17	Pts	16 vs. Coppin State, 11/16/17
12 vs. Savannah State, 11/10/17	FG Atts	12 vs. Savannah State, 11/10/17
6 vs. Savannah State, 11/10/17	FG Made	6, 2x (last vs. Savannah State, 11/10/17)
5, 2x (last vs. Coppin State, 11/16/17)	3PT-FG Atts	5, 3x (last vs. Coppin State, 11/16/17)
4 vs. Coppin State, 11/16/17	3PT-FG Made	4, 2x (last vs. Coppin State, 11/16/17)
6 at UCLA, 12/16/17	FT Atts	6, 2x (last at UCLA, 12/16/17)
5 at UCLA, 12/16/17	FT Made	6 vs. Robert Morris, 11/15/15
3 vs. Wyoming, 11/22/17	Rebs	5, 2x (last vs. USF, 1/29/17)
5, 2x (last vs. Buffalo, 11/20/17)	Assts	9, 3x (last vs. USF, 1/29/17)
1, 4x (last at UCLA, 12/16/17)	Stls	3, 2x (last vs. USF, 2/4/16)
0	Blks	0
25 vs. Wyoming, 11/22/17	Mins	28, 2x (last vs. USF, 1/29/17)

#5 - TREVOR MOORE

2017-18 SEASON		CAREER
11 vs. Alabama State, 11/27/17	Pts	11 vs. Alabama State, 11/27/17
7 vs. Alabama State, 11/27/17	FG Atts	7 vs. Alabama State, 11/27/17
3, 3x (last vs. Alabama State, 11/27/17)	FG Made	3, 3x (last vs. Alabama State, 11/27/17)
6, 2x (last vs. Alabama State, 11/27/17)	3PT-FG Atts	6, 2x (last vs. Alabama State, 11/27/17)
2, 2x (last vs. Alabama State, 11/27/17)	3PT-FG Made	2, 2x (last vs. Alabama State, 11/27/17)
4, 2x (last vs. Alabama State, 11/27/17)	FT Atts	4, 2x (last vs. Alabama State, 11/27/17)
3, vs. Alabama State, 11/27/17	FT Made	3, vs. Alabama State, 11/27/17
8 vs. Richmond, 11/21/17	Rebs	8 vs. Richmond, 11/21/17
3 vs. Richmond, 11/21/17	Assts	3 vs. Richmond, 11/21/17
2, 3x (last vs. UA-Pine Bluff, 12/19/17)	Stls	2, 3x (last vs. UA-Pine Bluff, 12/19/17)
0	Blks	0
24 vs. Richmond, 11/21/17	Mins	24 vs. Richmond, 11/21/17

#11 - GARY CLARK

2017-18 SEASON		CAREER
24 vs. Buffalo, 11/20/17	Pts	26 vs. Marshall, 12/22/16
15 at Xavier, 12/2/17	FG Atts	15, 2x (last 15 at Xavier, 12/2/17)
8 vs. Wyoming, 11/22/17	FG Made	12 vs. Marshall, 12/22/16
5 at Xavier, 12/2/17	3PT-FG Atts	5 at Xavier, 12/2/17
2, 2x (last at Xavier, 12/2/17)	3PT-FG Made	2, 7x (last at Xavier, 12/2/17)
13 vs. Buffalo, 11/20/17	FT Atts	16 vs. UConn, 3/11/17
11 vs. Buffalo, 11/20/17	FT Made	15 vs. UConn, 3/11/17
14 vs. Buffalo, 11/20/17	Rebs	16 vs. East Carolina, 1/6/15
7 vs. Richmond, 11/21/17	Assts	8 vs. Temple, 1/18/17
3 at UCLA, 12/16/17	Stls	5 at SMU, 1/7/16
5 vs. Mississippi State, 12/12/17	Blks	5 vs. Mississippi State, 12/12/17
35, 3x (last at UCLA, 12/16/17)	Mins	48 vs. UConn, 3/11/16

#13 - TREVON SCOTT

2017-18 SEASON		CAREER
6, 3x (last vs. UA-Pine Bluff, 12/19/17)	Pts	11 vs. Texas Southern, 12/13/16
3, 2x (last vs. UA-Pine Bluff, 12/19/17)	FG Atts	10 vs. Texas Southern, 12/13/16
2, 4x (last at Xavier, 12/2/17)	FG Made	5, 3x (last vs. Fairleigh Dickinson, 12/17/16)
0	3PT-FG Atts	1, 3x (last vs. USF, 1/29/17)
0	3PT-FG Made	1 vs. USF, 1/29/17
6 vs. UA-Pine Bluff, 12/19/17	FT Atts	6 vs. UA-Pine Bluff, 12/19/17
4 vs. UA-Pine Bluff, 12/19/17	FT Made	4 vs. UA-Pine Bluff, 12/19/17
7, 2x (last at Xavier, 12/2/17)	Rebs	10 vs. Tulane, 1/1/17
6 vs. Western Carolina, 11/13/17	Assts	6 vs. Western Carolina, 11/13/17
2, 2x (last vs. UA-Pine Bluff, 12/19/17)	Stls	5 vs. USF, 1/29/17
1, 2x (last at Xavier, 12/2/17)	Blks	5 vs. Lipscomb, 11/26/16
20 vs. Richmond, 11/21/17	Mins	29 vs. Lipscomb, 11/26/16

#15 - CANE BROOME

2017-18 SEASON		CAREER
17, 2x (last vs. UA-Pine Bluff, 12/19/17)	Pts	39 at Fairleigh Dickinson, 2/20/16•
12 at Xavier, 12/2/17	FG Atts	25, 2x (last vs. LIU Brooklyn, 3/2/16)•
6, 5x (last vs. UA-Pine Bluff, 12/19/17)	FG Made	15 vs. LIU Brooklyn, 3/2/16•
9 vs. Savannah State, 11/12/17	3PT-FG Atts	13 at LIU Brooklyn, 1/27/16•
5 vs. Savannah State, 11/12/17	3PT-FG Made	6 at LIU Brooklyn, 1/27/16•
6 at Xavier, 12/2/17	FT Atts	22 at Fairleigh Dickinson, 2/20/16•
4 at UCLA, 12/16/17	FT Made	15 at Fairleigh Dickinson, 2/20/16•
4 vs. Savannah State, 11/12/17	Rebs	10, 2x (last at Bryant, 2/18/16)•
5 at Xavier, 12/2/17	Assts	6, 2x (last vs. Saint Francis, 2/27/16)•
3 vs. Western Carolina, 11/13/17	Stls	4, 4x (last vs. Wagner, 1/9/16)•
1 vs. Florida, 12/9/17	Blks	2 at Brown, 12/28/14•
28 vs. Florida, 12/9/17	Mins	44 at Bryant, 3/4/15•

#20 - MAMOUDOU DIARRA

2017-18 SEASON		CAREER
9 vs. Western Carolina, 11/13/17	Pts	9 vs. Western Carolina, 11/13/17
6 vs. Western Carolina, 11/13/17	FG Atts	6 vs. Western Carolina, 11/13/17
3 vs. Western Carolina, 11/13/17	FG Made	3 vs. Western Carolina, 11/13/17
2 vs. Coppin State, 11/16/17	3PT-FG Atts	2 vs. Coppin State, 11/16/17
1 vs. Coppin State, 11/16/17	3PT-FG Made	1 vs. Coppin State, 11/16/17
4 vs. Western Carolina, 11/13/17	FT Atts	4 vs. Western Carolina, 11/13/17
3 vs. Western Carolina, 11/13/17	FT Made	3 vs. Western Carolina, 11/13/17
6 vs. Western Carolina, 11/13/17	Rebs	6 vs. Western Carolina, 11/13/17
1, 2x (last vs. UA-Pine Bluff, 12/19/17)	Assts	1, 2x (last vs. UA-Pine Bluff, 12/19/17)
0	Stls	0
2 vs. Alabama State, 11/27/17	Blks	2 vs. Alabama State, 11/27/17
12, 2x (last vs. UA-Pine Bluff, 12/19/17)	Mins	12, 2x (last vs. UA-Pine Bluff, 12/19/17)

#22 - ELIEL NSOSEME

2017-18 SEASON		CAREER
3 vs. Savannah State, 11/10/17	Pts	3 vs. Savannah State, 11/10/17
3 vs. Savannah State, 11/10/17	FG Atts	3 vs. Savannah State, 11/10/17
1, 2x (last vs. Coppin State, 11/16/17)	FG Made	1, 2x (last vs. Coppin State, 11/16/17)
0	3PT-FG Atts	0
0	3PT-FG Made	0
5 vs. Savannah State, 11/10/17	FT Atts	5 vs. Savannah State, 11/10/17
1, 3x (last vs. Wyoming, 11/22/17)	FT Made	1, 3x (last vs. Wyoming, 11/22/17)
8 vs. Savannah State, 11/10/17	Rebs	8 vs. Savannah State, 11/10/17
2 vs. Coppin State, 11/16/17	Assts	2 vs. Coppin State, 11/16/17
1, 2x at UCLA, 12/16/17	Stls	1, 2x at UCLA, 12/16/17
4 at Xavier, 12/2/17	Blks	4 at Xavier, 12/2/17
13, 2x (last vs. Coppin State, 11/16/17)	Mins	13, 2x (last vs. Coppin State, 11/16/17)

#24 - KYLE WASHINGTON


2017-18 SEASON		CAREER (• SET AT NC STATE)
19 at UCLA, 12/16/17	Pts	27 vs. UConn, 2/4/17
15 vs. Mississippi State, 12/12/17	FG Atts	18 vs. UConn, 2/4/17
8, 2x (last vs. Mississippi State, 12/12/17)	FG Made	11, 2x (last vs. UConn, 2/4/17)
2 at UCLA, 12/16/17	3PT-FG Atts	5, 2x (last vs. UCF, 2/8/17)
1, 4x (last at UCLA, 12/16/17)	3PT-FG Made	3 vs. UConn, 2/4/17
6, 2x (last at UCLA, 12/16/17)	FT Atts	14 vs. Xavier, 1/26/17
6 vs. Buffalo, 11/20/17	FT Made	7 vs. Miami, 3/13/14•
11 vs. Wyoming, 11/22/17	Rebs	17 vs. Penn State, 11/20/16
1, 5x (last at UCLA, 12/16/17)	Assts	5, 2x (last at SMU, 2/12/17)
4 at UCLA, 12/16/17	Stls	4, 2x (last at UCLA, 12/16/17)
2, 4x (last at UCLA, 12/16/17)	Blks	4, 6x (last vs. Xavier, 1/26/17)
31 vs. Mississippi State, 12/12/17	Mins	38 at SMU, 2/12/17

#33 - NYSIER BROOKS

2017-18 SEASON		CAREER
9 vs. Alabama State, 11/27/17	Pts	10 vs. Samford, 11/23/16
5 vs. Western Carolina, 11/13/17	FG Atts	5, 3x (last vs. Western Carolina, 11/13/17)
3 vs. Alabama State, 11/27/17	FG Made	4 vs. Samford, 11/23/16
0	3PT-FG Atts	0
0	3PT-FG Made	0
6 vs. Alabama State, 11/27/17	FT Atts	6 vs. Alabama State, 11/27/17
3, 2x (last vs. UA-Pine Bluff, 12/19/17)	FT Made	3, 2x (last vs. UA-Pine Bluff, 12/19/17)
8 vs. Western Carolina, 11/13/17	Rebs	8 vs. Western Carolina, 11/13/17
2 vs. Western Carolina, 11/13/17	Assts	2 vs. Western Carolina, 11/13/17
2 vs. Wyoming, 11/22/17	Stls	2 vs. Wyoming, 11/22/17
2 at Xavier, 12/2/17	Blks	5 at East Carolina, 1/15/17
16, 2x (last vs. UA-Pine Bluff, 12/19/17)	Mins	16, 2x (last vs. UA-Pine Bluff, 12/19/17)

#34 - JARRON CUMBERLAND

2017-18 SEASON		CAREER
20 vs. Western Carolina, 11/13/17	Pts	26 vs. USF, 1/29/17
14 vs. Coppin State, 11/16/17	FG Atts	14 vs. Coppin State, 11/16/17
7 vs. Coppin State, 11/16/17	FG Made	8 vs. USF, 1/29/17
10 vs. Coppin State, 11/16/17	3PT-FG Atts	10 vs. Coppin State, 11/16/17
4, 2x (last vs. Coppin State, 11/16/17)	3PT-FG Made	6 vs. USF, 1/29/17
6 vs. Mississippi State, 12/12/17	FT Atts	10 vs. Lipscomb, 11/26/16
4, 2x (last vs. Mississippi State, 12/12/17)	FT Made	8 vs. Lipscomb, 11/26/16
9 vs. Coppin State, 11/16/17	Rebs	9 vs. Coppin State, 11/16/17
5, 2x (last at UCLA, 12/16/17)	Assts	5, 4x (last at UCLA, 12/16/17)
2 vs. Richmond, 11/21/17	Stls	5 vs. SMU, 3/12/17
2 vs. Florida, 12/9/17	Blks	2 vs. Florida, 12/9/17
33 vs. Buffalo, 11/20/17	Mins	33 vs. Buffalo, 11/20/17



#1 JACOB EVANS III

GUARD/FORWARD • 6-6 • 210 • JUNIOR • 2L • BATON ROUGE, LA. (ST. MICHAEL THE ARCHANGEL)

CONFERENCE AWARDS

- » Player of the Week (12/18/17)
- » All-Tournament (2017)
- » Weekly Honor Roll (11/14/16)
- » Rookie of the Week (2X: 2/29/16 & 12/28/15)

OTHER HONORS

- » Cayman Islands Classic All-Tourney Team (2017)
- » John Wooden Award Watch List (2017-18)
- » Julius Ervin Small Forward of the Year Watch List (2017-18)
- » Jerry West Shooting Guard of the Year Award Finalist (2016-17)

MOMENTS

- » Scored 25 points and hit a three-pointer with 11 seconds left in regulation in UC's 93-91 overtime win against Marshall (12/22/16)
- » Hit back-to-back free throws with 20 seconds left to give UC a 55-54 overtime win at No. 19 Iowa State (12/1/16)
- » Poured in 25 points on 8-of-12 shooting against No. 21 Rhode Island (11/19/16)
- » Scored the most points by a UC freshman in an NCAA Tournament game, posting a career-high 26 points with five threes and nine rebounds against Saint Joseph's in the first round of the NCAA Tournament (3/18/16)

2017-18 Season (Junior): Tallied 16 points, matching a season-high with four three-pointers to go with five rebounds at UCLA (12/16) ... poured in a season-high 24 points on 7-of-13 shooting with four threes against Mississippi State (12/12) ... tallied 23 points on 9-of-15 shooting with a trio of threes at Xavier (12/2) ... scored a game-high 19 points on 7-of-15 shooting with four three-pointers in the season opener with Savannah State (11/10).

2016-17 Season (Sophomore): Started all 36 games, averaging 13.5 points, 4.2 rebounds, 2.7 assists and 1.3 steals in 31.6 minutes ... chosen as a finalist for the Jerry West Shooting Guard of the Year award ... named NABC District 25 Second Team ... selected to the American Championship All-Tournament team, averaging a team-best 17.0 points in three games while shooting 57.1 percent (16 of 28) from the field and 80.0 percent (8 of 10 from three-point range) ... ranked among the league leaders in three-point field goal percentage (fifth at .418), steals (ninth at 1.3), field goal percentage (11th at .473), points (12th at 13.5), three-pointers made (12th at 1.9), free throw percentage (14th at .732) and minutes played (26th at 31.6) ... scored in double figures in 31 of 36 games, the most by a UC player in a season since Sean Kilpatrick (33 out of 34 games in 2013-14) ... netted 20 or more points six times, including a season-high 25 points against Rhode Island (11/19) and Marshall (12/22) ... led the team with 69 three-pointers, including a season-high five triples at SMU (2/12) ... averaged 17.8 points, shooting 59.0 percent (36 of 61) from the floor and 46.4 percent (13 of 28) from three-point range during November.

2015-16 Season (Freshman): Played in all 33 games with eight starts, averaging 8.4 points 4.1 rebounds and 1.6 assists in 24.4 minutes... shot 80.4 percent (45 of 56) from the free throw line ... finished third on the team with 45 three-pointers ... finished second on the team during the postseason, averaging 15.0 points while shooting 42.3 percent (11 of 26) from the field in two games ... ranked second on the team in points (11.5 per game) over the final two months of the season, reaching double figures in scoring in five of the last eight games while tallying 24 three-pointers ... scored a career-high 26 points on 10-of-20 shooting with five threes and a game-high nine rebounds against Saint Joseph's (3/18) in the first round of the NCAA Tournament - effort marked the most points scored by a freshman in an NCAA Tournament game in school history ... made 25 consecutive free throws during the season, longest streak by any active Bearcat.

Prior to Cincinnati: Named to the 2014-15 Louisiana Sports Writers Association's Class 4A All-State First Team ... tabbed the 2014-15 All-Baton Rouge Area Large Schools' Player of the Year by the New Orleans Times-Picayune ... selected a Gatorade Player of the Year nominee, McDonald's All-American nominee and Louisiana Mr. Basketball nominee ... named a two-time most valuable player at the Grady Hornsby Classic ... tabbed most valuable player for Class 4A-District 6 as a senior ... chosen first team all-district as a sophomore, junior and senior ... tallied more than 2,000 points and 1,000 rebound during high school career ... helped lead St. Michael's the Archangel to a 29-4 overall record and its first appearance in the Louisiana Class 4A state championship semifinals as a senior, averaging 24.9 points, 9.0 rebounds and 4.8 assists ... helped the Warriors to a 27-7 record while averaging 17.5 points, 7.2 rebounds, 4.1 assists and 3.5 steals as a junior ... tabbed a consensus four-star prospect, he performed well in 2014 summer AAU events - the Pangos All-American Camp and the Fab 48 Tournament in Las Vegas - to earn the distinction of being one of the nation's fastest rising prospects ... listed as a Top 100 prospect according to ESPN, Rivals.com and Scout.com and ranked second in the Times-Picayune Terrific 20 Class of 2015 ... coached in high school by Drew Hart.

Personal: Born June 18, 1997 in Jacksonville, North Carolina ... son of Theresa Chatman-Evans and Jerry Evans ... mother played point guard at Grambling ... has two brothers, Demarquis and Devin Chatman ... right-handed.



JOHN WOODEN AWARD WATCH LIST

SMALL FORWARD OF THE YEAR WATCH LIST

SEASON & CAREER STATISTICS


2017-18 SEASON			CAREER
24 vs. Mississippi State, 12/12/17	Pts		26 vs. Saint Joseph's, 3/18/16
15, 2x (last at Xavier, 12/2/17)	FG Atts		20 vs. Saint Joseph's, 3/18/16
9 at Xavier, 12/2/17	FG Made		10 vs. Saint Joseph's, 3/18/16
11 vs. Savannah State, 11/10/17	3PT-FG Atts		11 at SMU, 2/12/17
4, 3x (last at UCLA, 12/16/17)	3PT-FG Made		5, 2x (last at SMU, 2/12/17)
7 vs. Florida, 12/9/17	FT Atts		10 vs. UConn, 3/11/17
6, 2x (last vs. Mississippi State, 12/12/17)	FT Made		8 vs. UConn, 3/11/17
8 vs. Mississippi State, 12/12/17	Rebs		9 vs. Saint Joseph's, 3/18/16
6 vs. Western Carolina, 11/13/17	Assts		6, 3x (last vs. W. Carolina, 11/13/17)
3 vs. Arkansas-Pine Bluff, 12/19/17	Stls		4, 2x (last vs. UCF, 2/8/17)
4 vs. Alabama State, 11/27/17	Blks		4 vs. Alabama State, 11/27/17
39 at Xavier, 12/2/17	Mins		45 vs. Marshall, 12/22/16

MISCELLANEOUS STATISTICS

CATEGORY	2015-16	2016-17	2017-18	CAREER
Double-Figure Scoring Games	12	31	10	53
Double-Figure Rebounding Games	0	0	0	0
Double-Double Games	0	0	0	0
20-Point Scoring Games	1	6	2	9
Games Led UC in Scoring	5	8	3	16
Games Led UC in Rebounding	2	0	1	3
Games Led UC in Assists	2	4	4	10
Games With 3+ Assists	7	19	7	33
Games With 3+ Blocks	2	1	2	5
Games With 3+ Steals	1	3	1	5
Games With 3+ Three-Pointers	6	10	3	19

CAREER STATISTICS

			Total		3-Point		F-Throws		Rebounds											Scoring	
Season	gp-gs	min/avg	fg-fga	pct	fg-fga	pct	ft-fga	pct	off	def	tot	avg	pf	fo	ast	to	blk	stl	pts	avg	
2015-16	33-8	806/24.4	94-253	.372	45-135	.333	45-56	.804	36	99	135	4.1	61	2	54	25	27	27	278	8.4	
2016-17	36-36	1138/31.6	168-355	.473	69-165	.418	82-112	.732	53	97	150	4.2	76	0	96	44	30	46	487	13.5	
2017-18	12-12	347/28.9	58-117	.496	24-56	.429	30-39	.769	12	40	52	4.3	27	0	37	25	17	14	170	14.2	
TOTAL	81-56	2291/28.3	320-725	.441	138-356	.388	157-207	.758	101	236	337	4.2	164	2	187	94	74	87	935	11.5	



#1 JACOB EVANS III

GUARD/FORWARD • 6-6 • 210 • JUNIOR • 2L • BATON ROUGE, LA. (ST. MICHAEL THE ARCHANGEL)

GAME-BY-GAME STATISTICS

2017-18 (JUNIOR SEASON)


Opponent	Date	gs	min	Total		3-Pointers		Free throws		Rebounds				pf	a	t/o	blk	stl	pts	avg	
				fg-fga	pct	3fg-fga	pct	ft-fa	pct	off	def	tot	avg								
SAVANNAH STATE	11/10/17	*	29	7-15	.467	4-11	.364	1-3	.333	3	4	7	7.0	2	5	2	2	2	19	19.0	
WESTERN CAROLINA	11/13/17	*	23	2-3	.667	1-1	1.000	4-6	.667	2	4	6	6.5	2	6	2	1	0	9	14.0	
COPPIN STATE	11/16/17	*	17	2-4	.500	1-2	.500	6-6	1.000	1	1	2	5.0	1	4	0	1	0	11	13.0	
vs Buffalo	11/20/17	*	29	3-7	.429	1-3	.333	2-4	.500	0	4	4	4.8	4	3	1	1	1	9	12.0	
vs Richmond	11/21/17	*	22	5-8	.625	2-5	.400	0-0	.000	0	1	1	4.0	2	4	1	2	0	12	12.0	
vs Wyoming	11/22/17	*	34	4-11	.364	2-3	.667	0-0	.000	0	2	2	3.7	4	5	3	0	1	10	11.7	
ALABAMA STATE	11/22/17	*	19	5-8	.625	2-4	.500	0-0	.000	0	2	2	3.4	1	3	2	4	2	12	11.7	
at Xavier	12/02/17	*	40	9-15	.600	3-9	.333	2-2	1.000	0	2	2	3.3	2	2	1	1	2	23	13.1	
vs Florida	12/09/17	*	37	4-13	.308	0-4	.000	5-7	.714	1	5	6	3.6	4	0	5	1	2	13	13.1	
MISSISSIPPI ST.	12/12/17	*	35	7-13	.538	4-7	.571	6-6	1.000	2	6	8	4.0	2	2	2	3	0	24	14.2	
at UCLA	12/16/17	*	38	5-11	.455	4-6	.667	2-2	1.000	2	3	5	4.1	3	2	3	0	1	16	14.4	
UA-PINE BLUFF	12/19/17	*	24	5-9	.556	0-1	.000	2-3	.667	1	6	7	4.3	0	1	0	1	3	12	14.2	
TOTALS			12	347	58-117	.496	24-56	.429	30-39	.769	12	40	52	4.3	27	37	25	17	14	170	14.2

2015-16 (FRESHMAN SEASON)

Opponent	Date	gs	min	Total		3-Pointers		Free throws		Rebounds				pf	a	t/o	blk	stl	pts	avg
				fg-fga	pct	3fg-fga	pct	ft-fa	pct	off	def	tot	avg							
WESTERN CAROLINA	11/13/15		22	2-7	.286	1-3	.333	2-2	1.000	1	4	5	5.0	1	3	0	1	1	7	7.0
ROBERT MORRIS	11/15/15		22	3-8	.375	2-4	.500	2-2	1.000	3	4	7	6.0	1	2	0	0	3	10	8.5
at Bowling Green	11/18/15		21	3-7	.429	2-3	.667	2-2	1.000	2	1	3	5.0	0	1	0	2	2	10	9.0
ARKANSAS-PINE BLUFF	11/22/15		23	1-7	.143	0-4	.000	4-6	.667	0	4	4	4.8	0	0	0	0	1	6	8.3
SE LOUISIANA	11/24/15		21	4-8	.500	3-6	.500	4-4	1.000	1	5	6	5.0	1	1	2	0	0	15	9.6
vs Nebraska	11/27/15		19	1-3	.333	0-2	.000	2-2	1.000	0	7	7	5.3	1	4	1	0	0	4	8.7
vs George Washington	11/28/15		15	1-5	.200	1-2	.500	0-0	.000	1	1	2	4.9	1	1	3	1	0	3	7.9
BUTLER	12/2/15		29	6-13	.462	4-10	.400	0-0	.000	0	4	4	4.8	2	4	0	0	0	16	8.9
MORGAN STATE	12/6/15		2	0-0	.000	0-0	.000	0-0	.000	0	0	0	4.2	0	0	0	0	0	0	7.9
at Xavier	12/12/15		18	2-5	.400	0-2	.000	0-0	.000	1	1	2	4.0	1	1	1	2	0	4	7.5
NORFOLK STATE	12/15/15		16	2-6	.333	1-2	.500	6-6	1.000	2	0	2	3.8	1	1	0	0	1	11	7.8
at VCU	12/19/15		29	2-7	.286	1-4	.250	4-4	1.000	3	5	8	4.2	2	0	2	3	1	9	7.9
IOWA STATE	12/22/15		26	4-8	.500	2-5	.400	4-4	1.000	2	3	5	4.2	3	2	0	2	1	14	8.4
TEMPLE	12/29/15	*	24	2-4	.500	1-2	.500	2-2	1.000	3	2	5	4.3	0	2	1	0	0	7	8.3
TULSA	12/16		16	1-3	.333	0-2	.000	0-0	.000	0	3	3	4.2	4	2	1	1	1	2	7.9
at SMU	01/07/16		29	2-6	.333	0-2	.000	0-0	.000	1	4	5	4.3	3	3	0	1	0	4	7.6
at USF	1/10/16		12	1-6	.167	0-2	.000	0-0	.000	1	2	3	4.2	0	1	1	0	1	2	7.3
HOUSTON	1/13/16		13	2-6	.333	1-4	.250	0-0	.000	0	0	0	3.9	5	2	0	1	0	5	7.2
at Temple	01/16/16		38	4-10	.400	0-3	.000	0-0	.000	1	7	8	4.2	2	4	2	0	1	8	7.2
MEMPHIS	01/21/16		20	1-4	.250	0-2	.000	0-0	.000	0	2	2	4.1	1	1	0	0	1	2	7.0
TULANE	01/24/16		24	2-5	.400	1-3	.333	0-0	.000	3	4	7	4.2	2	3	0	1	2	5	6.9
at UCONN	1/28/16		23	3-7	.429	1-2	.500	0-0	.000	1	4	5	4.2	2	2	0	3	1	7	6.9
USF	02/04/16		24	3-8	.375	2-6	.333	3-4	.750	0	2	2	4.1	2	2	0	1	1	11	7.0
at Memphis	2/6/16		29	1-9	.111	0-3	.000	5-6	.833	2	1	3	4.1	2	1	0	0	1	7	7.0
at UCF	2/9/16	*	13	2-4	.500	2-2	1.000	0-0	.000	1	2	3	4.0	3	0	1	0	0	6	7.0
EAST CAROLINA	2/13/16	*	25	4-10	.400	2-6	.333	0-0	.000	1	2	3	4.0	4	1	1	0	2	10	7.1
at Tulsa	02/18/16		35	3-10	.300	2-7	.286	1-2	.500	0	6	6	4.1	3	4	2	1	1	9	7.2
UConn	2/20/16		29	5-9	.556	3-6	.500	0-1	.000	0	4	4	4.1	1	0	0	1	1	13	7.4
at East Carolina	2/27/16	*	40	7-12	.583	4-9	.444	0-0	.000	2	5	7	4.2	0	2	0	0	0	18	7.8
at Houston	3/3/16	*	40	5-16	.313	4-9	.444	0-0	.000	1	1	2	4.1	4	1	3	1	1	14	8.0
SMU	03/06/16	*	38	4-14	.286	0-7	.000	1-4	.250	0	0	0	4.0	0	0	1	1	2	9	8.0
vs UCONN	3/11/16	*	34	1-6	.167	0-2	.000	2-3	.667	1	2	3	3.9	5	2	2	2	1	4	7.9
vs Saint Joseph's	3/18/16	*	37	10-20	.500	5-9	.556	1-2	.500	2	7	9	4.1	4	1	1	0	0	26	8.4
Totals			8	806	94-253	.372	45-135	.333	45-56	.804	36	99	135	4.1	61	54	25	27	278	8.4

2016-17 (SOPHOMORE SEASON)

Opponent	Date	gs	min	Total		3-Pointers		Free throws		Rebounds				pf	a	t/o	blk	stl	pts	avg
				fg/fga	pct	3fg/3fga	pct	ft-fta	pct	off	def	tot	avg							
BROWN	11/11/16	*	32	9-12	.750	4-6	.667	1-2	.500	1	2	3	3.0	2	3	1	1	23	23.0	
ALBANY	11/14/16	*	30	5-11	.455	2-7	.286	7-8	.875	1	2	3	3.0	4	3	1	1	3	19	21.0
vs Rhode Island	11/19/16	*	37	8-12	.667	2-5	.400	7-9	.778	4	2	6	4.0	3	0	4	0	0	25	22.3
vs Penn State	11/20/16	*	29	5-7	.714	2-4	.500	2-2	1.000	2	3	5	4.3	2	0	3	0	2	14	20.3
SAMFORD	11/23/16	*	33	4-11	.364	1-3	.333	3-3	1.000	2	5	7	4.8	3	3	2	1	2	12	18.6
LIPSCOMB	11/26/16	*	28	5-8	.625	2-3	.667	2-3	.667	1	3	4	4.7	2	4	0	0	2	14	17.8
at Iowa State	12-01-16	*	42	4-12	.333	1-5	.200	2-2	1.000	1	2	3	4.4	1	2	3	0	1	11	16.9
BOWLING GREEN	12/04/16	*	22	3-5	.600	1-3	.333	0-0	.000	1	2	3	4.3	0	3	0	1	0	7	15.6
at Butler	12/10/16	*	38	5-12	.417	2-5	.400	2-2	1.000	2	3	5	4.3	4	1	2	1	0	14	15.4
TEXAS SOUTHERN	12/13/16	*	23	4-7	.571	1-4	.250	1-2	.500	0	3	3	4.2	1	1	0	0	1	10	14.9
FAIRLEIGH DICKINSON	12/17/16	*	22	5-9	.556	2-5	.400	5-8	.625	2	3	5	4.3	2	4	0	0	0	17	15.1
MARSHALL	12/22/16	*	45	9-15	.600	4-5	.800	3-5	.600	1	3	4	4.3	2	5	2	1	4	25	15.9
at Temple	12/28/16	*	26	4-11	.364	0-2	.000	3-4	.750	2	3	5	4.3	4	1	1	1	2	11	15.5
TULANE	01/01/17	*	17	5-8	.625	3-5	.600	0-0	.000	0	0	0	4.0	0	2	2	0	2	13	15.4
at Houston	1/7/17	*	35	4-12	.333	3-7	.429	1-3	.333	1	4	5	4.1	0	3	1	1	1	12	15.1
SMU	01/12/17	*	38	1-10	.100	0-3	.000	0-1	.000	1	4	5	4.1	2	6	1	2	0	2	14.3
at East Carolina	01/15/17	*	27	2-7	.286	0-2	.000	6-7	.857	2	2	4	4.1	4	3	0	1	1	10	14.1
TEMPLE	01/18/17	*	37	5-10	.500	1-3	.333	4-6	.667	2	2	4	4.1	2	3	2	1	1	15	14.1
at Tulane	01/21/17	*	16	6-7	.857	2-3	.667	1-2	.500	1	3	4	4.1	4	0	1	0	1	15	14.2
XAVIER	01/26/17	*	37	7-16	.438	3-9	.333	4-5	.800	4	3	7	4.3	1	3	1	2	0	21	14.5
USF	01/29/17	*	25	3-7	.429	2-6	.333	2-3	.667	0	4	4	4.2	1	2	0	1	2	10	14.5
at Tulsa	02/01/17	*	37	4-14	.286	2-9	.222	0-0	.000	1	2	3	4.2	4	3	3	0	1	10	14.1
UCONN	02/04/17	*	30	0-3	.000	0-1	.000	0-0	.000	1	4	5	4.2	1	4	1	1	0	0	13.5
UCF	02/08/17	*	35	4-10	.400	1-4	.250	2-2	1.000	2	2	4	4.2	3	6	2	2	4	11	13.4
at SMU	02/12/17	*	38	5-12	.417	5-11	.455	0-0	.000	1	1	2	4.1	2	5	0	0	1	15	13.4
at USF	02/15/17	*	28	4-9	.444	2-4	.500	0-0	.000	0	1	1	4.0	3	3	3	0	1	10	13.3
TULSA	02/18/17	*	35	6-14	.429	3-7	.429	2-5	.400	1	3	4	4.0	1	3	2	1	2	17	13.4
MEMPHIS	02/23/17	*	33	6-13	.462	1-3	.333	2-2	1.000	3	1	4	4.0	1	2	1	3	2	15	13.5
at UCF	2/26/17	*	40	5-10	.500	3-7	.429	4-5	.800	0	3	3	4.0	3	2	0	2	1	17	13.6
HOUSTON	03/02/17	*	21	3-5	.600	1-2	.500	0-0	.000	3	2	5	4.0	1	3	0	2	1	7	13.4
at UConn	3/5/17	*	34	4-13	.308	2-5	.400	2-2	1.000	4	2	6	4.1	3	1	0	0	0	12	13.4
vs Tulsa	3/10/17	*	26	8-10	.800	3-3	1.000	1-2	.500	1	3	4	4.1	3	2	0	1	1	20	13.6
at UConn	3/11/17	*	29	5-7	.714	3-3	1.000	8-10	.800	0	4	4	4.1	3	1	0	0	2	21	13.8
vs SMU	3/12/17	*	38	3-11	.273	2-4	.500	2-4	.500	4	3	7	4.1	2	3	1	0	1	10	13.7
vs Kansas State	03/17/17	*	37	4-8	.500	1-3	.333	0-0	.000	1	3	4	4.1	0	5	3	3	3	9	13.5
vs UCLA	03/19/17	*	38	4-7	.571	2-4	.500	3-3	1.000	0	5	5	4.2	2	1	1	0	0	13	13.5
Totals			36	118	168-355	473	69-165	418	82-112	.732	53	97	150	4.2	76	96	40	36	487	13.3



#2 KEITH WILLIAMS

GUARD • 6-5 • 210 • FRESHMAN • HS • BROOKLYN, N.Y. (BISHOP LOUGHLIN MEMORIAL)

2017-18 Season (Freshman): Scored nine points on 4-of-7 shooting in 14 minutes against Arkansas-Pine Bluff (12/19) ... only the second Bearcat freshman during the Mick Cronin coaching era (along with Sean Kilpatrick) to score in double figures in each of his first two collegiate games, netting 10 points on 5-of-12 shooting with five rebounds in the season opener with Savannah State (11/10) and 10 points on 5-of-7 shooting against Western Carolina (11/13).

Prior to Cincinnati: Named the 2017 All-New York City Player of the Year and Catholic High School Athletic Association (CHSAA) Class AA Most Valuable Player, helping Bishop Loughlin to the Brooklyn/Queens championship game and intersectional semifinals ... averaged 22.2 points and 10.6 rebounds as a senior and 15 points and 4.3 rebounds as a junior ... netted 37 points in a CHSAA Brooklyn/Queens diocesan semifinal double overtime win against Christ the King ... tallied 25 points on 12-of-17 shooting from the field in the 2017 Jordan Brand Classic Regional Boys Game at the Barclays Center ... averaged 15.0 points and 4.3 rebounds while shooting 47.8 percent (96 of 201) from the field and 40.6 percent (28 of 69) from three-point range in 17 games for New Heights, an AAU squad on the 2016 Under Armour Association's 17U summer circuit ... tabbed a four star prospect by Rivals.com and 247Sports.

Personal: Born July 25, 1998 in Brooklyn, New York ... son of Yvette and Keith Williams Sr. ... has two brothers, Cleyon Carryl and Courtney Tyrell, and a sister, Tuanieha ... right-handed.

SEASON & CAREER STATISTICS

2017-18 SEASON

		CAREER
10, 2x (last vs. Western Carolina, 11/13/17)	Pts	10, 2x (last vs. Western Carolina, 11/13/17)
12 vs. Savannah State, 11/10/17	FG Atts	12 vs. Savannah State, 11/10/17
5, 2x (last vs. Western Carolina, 11/13/17)	FG Made	5, 2x (last vs. Western Carolina, 11/13/17)
4 vs. Savannah State, 11/10/17	3PT-FG Atts	4 vs. Savannah State, 11/10/17
1 vs. Wyoming, 11/22/17	3PT-FG Made	1 vs. Wyoming, 11/22/17
3, 2x (last vs. Alabama State, 11/27/17)	FT Atts	3, 2x (last vs. Alabama State, 11/27/17)
2, vs. Alabama State, 11/27/17	FT Made	2, vs. Alabama State, 11/27/17
5 vs. Savannah State, 11/10/17	Rebs	5 vs. Savannah State, 11/10/17
2, 2x (last vs. Alabama State, 11/27/17)	Assts	2, 2x (last vs. Alabama State, 11/27/17)
1, 5x (last vs. UA-Pine Bluff, 12/19/17)	Stls	1, 5x (last vs. UA-Pine Bluff, 12/19/17)
1 vs. Mississippi State, 12/12/17	Blks	1 vs. Mississippi State, 12/12/17
20 vs. Alabama State, 11/27/17	Mins	19 vs. Western Carolina, 11/13/17

MISCELLANEOUS STATISTICS

CATEGORY	2017-18	CAREER
Double-Figure Scoring Games	2	2
Double-Figure Rebounding Games	0	0
Double-Double Games	0	0
20-Point Scoring Games	0	0
Games Led UC in Scoring	0	0
Games Led UC in Rebounding	0	0
Games Led UC in Assists	0	0
Games With 3+ Assists	0	0
Games With 3+ Blocks	0	0
Games With 3+ Steals	0	0
Games With 3+ Three-Pointers	0	0

GAME-BY-GAME STATISTICS

2017-18 (FRESHMAN SEASON)

Opponent	Date	gs	min	Total		3-Pointers		Free throws		Rebounds				pf	a	tlo	blk	stl	pts	avg
				fg-fga	pct	3fg-fga	pct	ft-fga	pct	off	def	tot	avg							
SAVANNAH STATE	11/10/17	15	5-12	417	0-4	.000	0-0	.000	3	2	5	5.0	0	1	1	0	0	10	10.0	
WESTERN CAROLINA	11/13/17	19	5-7	714	0-2	.000	0-2	.000	0	1	1	3.0	0	1	0	0	1	10	10.0	
COPPIN STATE	11/16/17	18	2-6	333	0-2	.000	0-3	.000	0	2	2	2.7	0	2	2	0	1	4	8.0	
vs Buffalo	11/20/17	13	2-5	400	0-0	.000	0-1	.000	0	1	1	2.3	2	0	2	0	1	4	7.0	
vs Richmond	11/21/17	15	0-2	000	0-0	.000	1-2	.500	0	1	2	2.0	2	1	3	0	1	1	5.8	
vs Wyoming	11/22/17	11	1-3	333	1-2	.500	1-2	.500	0	0	1	1.7	0	0	0	0	1	4	5.5	
ALABAMA STATE	11/27/17	20	3-5	600	0-1	.000	2-3	.667	2	0	2	1.7	0	2	0	0	0	8	5.9	
at Xavier	12/02/17	2	0-0	000	0-0	.000	0-0	.000	0	1	1	1.6	1	0	0	0	0	0	5.1	
vs Florida	12/09/17	2	0-0	000	0-0	.000	0-0	.000	0	1	1	1.6	0	1	0	0	0	0	4.6	
MISSISSIPPI ST.	12/12/17	13	2-4	500	0-2	.000	0-0	.000	0	1	1	1.5	1	0	2	1	1	4	4.5	
at UCLA	12/16/17	11	2-6	333	0-1	.000	0-0	.000	2	1	3	1.6	1	1	1	0	0	4	4.5	
UA-PINE BLUFF	12/19/17	14	4-7	571	0-1	.000	1-1	1.000	0	2	2	1.7	1	1	1	0	1	9	4.8	
Totals		0	153	26-57	456	1-15	.067	5-14	.357	7	13	20	1.7	8	9	13	1	7	58	4.8

CAREER STATISTICS

			Total		3-Point		F-Throws		Rebounds											Scoring	
Season	gp-gs	min/avg	fg-fga	pct	fg-fga	pct	ft-fga	pct	off	def	tot	avg	pf	fo	ast	to	blk	stl	pts	avg	
2017-18	12-0	153/12.8	26-57	.456	1-15	.067	5-14	.357	7	13	20	1.7	8	0	9	13	1	7	58	4.8	
TOTAL	12-0	153/12.8	26-57	.456	1-15	.067	5-14	.357	7	13	20	1.7	8	0	9	13	1	7	58	4.8	



#3 JUSTIN JENIFER

GUARD • 5-10 • 175 • JUNIOR • 2L • BALTIMORE, MD. (MILFORD MILL ACADEMY)

MOMENTS

- » Tallied a career-high 16 points with four three-pointers against Coppin State (11/16/17)
- » Netted 15 points with five assists in the season opener against Savannah State (11/10/17)
- » Had a 21st birthday to remember, scoring 14 points on 5-of-8 shooting with four threes against Bowling Green (12/4/16)
- » Tallied 11 points and dished out nine assists in 16 minutes against Robert Morris (11/15/15)

2017-18 Season (Junior): Handed out four assists without a turnover in 17 minutes at Xavier (12/2) ... scored a career-high 16 points with four three-pointers against Coppin State (11/16) ... posted 15 points on 6-of-12 shooting with five assists in the season opener with Savannah State (11/10).

2016-17 Season (Sophomore): Played in 35 games as a reserve, averaging 2.8 points, 1.9 assists and 1.0 rebounds in 12.7 minutes ... handed out 68 assists with only 16 turnovers, a 4.3-to-1 assist-to-turnover ratio, for the season ... registered 35 assists with only five turnovers, a 7.0-to-1 assist-to-turnover ratio, in 12.2 minutes during league play ... scored a career-high 14 points on 5-of-8 shooting with a career-best four three-pointers in 28 minutes against Bowling Green (12/4) on his birthday ... tallied 13 points on 6-of-11 shooting with five assists in 23 minutes against Fairleigh Dickinson (12/17) ... recorded 12 points with nine assists and five rebounds in 28 minutes against USF (1/29) ... handed out nine assists without a turnover in 22 minutes against Texas Southern (12/13) ... handed out three or more assists nine times.

2015-16 Season (Freshman): Played in all 34 games as a reserve, averaging 2.4 points and 1.3 assists in 8.6 minutes ... shot 70.0 percent (14 of 20) from the free throw line for the season ... tallied a season-high 11 points and nine assists against Robert Morris (11/15) ... scored six or more points in seven games on the year ... played a conference-season high 18 minutes against Tulane (1/24), posting six points on a pair of threes to go with two assists and two rebounds ... registered eight points with a pair of threes against Arkansas-Pine Bluff (11/22).

Prior to Cincinnati: Earned Baltimore Sun All-Metro second-team honors while averaging 17.3 points, 7.0 assists and 3.0 rebounds as a senior at Milford Mill Academy ... scored 30 or more points three times, including a 40-point effort during his final year, guiding the Millers to a 15-8 overall mark and an appearance at the regional finals ... tabbed a Gatorade Player of the Year nominee as a senior ... scored more than 1,000 points during his career ... helped his squad advance to the Maryland Class 3A state semifinals as a junior, averaging 18 points and 13 assists during the year ... claimed Baltimore Sun All-Metro first-team honors and was tabbed co-Baltimore County Player of the Year while posting double figures in every game and registered 12 double-doubles as a junior ... saw his team post a 26-2 record and win the state championship as a sophomore, tallying 17 points, seven assists and seven rebounds in the title game ... earned Baltimore Sun All-Metro second-team accolades as a sophomore ... named most valuable player at the 2013 Mary Kline Classic, posting 23 points and 10 assists.

Personal: Born December 4, 1995 in Baltimore, Maryland ... son of Kisha Hull and Howard Jenifer ... has one sister, Raeshawnda ... left-handed.

SEASON & CAREER STATISTICS

2017-18 SEASON		CAREER
16 vs. Coppin State, 11/16/17	Pts	16 vs. Coppin State, 11/16/17
12 vs. Savannah State, 11/10/17	FG Atts	12 vs. Savannah State, 11/10/17
6 vs. Savannah State, 11/10/17	FG Made	6, 2x (last vs. Savannah State, 11/10/17)
5, 2x (last vs. Coppin State, 11/16/17)	3PT-FG Atts	5, 3x (last vs. Coppin State, 11/16/17)
4 vs. Coppin State, 11/16/17	3PT-FG Made	4, 2x (last vs. Coppin State, 11/16/17)
6 at UCLA, 12/16/17	FT Atts	6, 2x (last at UCLA, 12/16/17)
5 at UCLA, 12/16/17	FT Made	6 vs. Robert Morris, 11/15/15
3 vs. Wyoming, 11/22/17	Rebs	5, 2x (last vs. USF, 1/29/17)
5, 2x (last vs. Buffalo, 11/20/17)	Asts	9, 3x (last vs. USF, 1/29/17)
1, 4x (last at UCLA, 12/16/17)	Stls	3, 2x (last vs. USF, 2/4/16)
0	Blks	0
25 vs. Wyoming, 11/22/17	Mins	28, 2x (last vs. USF, 1/29/17)

MISCELLANEOUS STATISTICS

CATEGORY	2015-16	2016-17	2017-18	CAREER
Double-Figure Scoring Games	1	3	2	6
Double-Figure Rebounding Games	0	0	0	0
Double-Double Games	0	0	0	0
20-Point Scoring Games	0	0	0	0
Games Led UC in Scoring	0	0	0	0
Games Led UC in Rebounding	0	0	0	0
Games Led UC in Assists	1	4	2	7
Games With 3+ Assists	3	8	5	16
Games With 3+ Blocks	0	0	0	0
Games With 3+ Steals	2	1	0	3
Games With 3+ Three-Pointers	0	1	2	3

CAREER STATISTICS

Season	gp-gs		Total		3-Point		F-Throws		Rebounds				Scoring			
			fg-fga	pct	fg-fga	pct	ft-fga	pct	off	def	tot	avg	pts	avg	pf	fo
2015-16	27-0	232/8.6	21-58	.362	10-30	.333	14-20	.700	2	16	18	0.7	66	2.4	18	0
2016-17	35-0	446/12.7	37-90	.411	17-45	.378	7-14	.500	8	27	35	1.0	98	2.8	32	0
2017-18	12-9	242/20.2	23-59	.390	13-32	.406	16-21	.762	3	7	10	0.8	75	6.3	16	0
TOTAL	74-9	920/12.4	81-207	.391	40-107	.374	37-55	.673	13	50	63	0.9	239	3.2	66	0



#3 JUSTIN JENIFER

GUARD • 5-10 • 175 • JUNIOR • 2L • BALTIMORE, MD. (MILFORD MILL ACADEMY)

GAME-BY-GAME STATISTICS

2017-18 (JUNIOR SEASON)

Opponent	Date	gs	min	Total		3-Pointers		Free throws		Rebounds				pf	a	t/o	blk	stl	pts	avg
				fg-fga	pct	3fg-fga	pct	ft-fa	pct	off	def	tot	avg							
SAVANNAH STATE	11/10/17	21		6-12	.500	1-5	.200	2-5	.400	0	0	0	0.0	2	5	1	0	1	15	15.0
WESTERN CAROLINA	11/13/17	*	18	0-3	.000	0-2	.000	2-2	1.000	0	0	0	0.0	2	1	0	0	1	2	8.5
COPPIN STATE	11/16/17	22		4-5	.800	4-5	.800	4-4	1.000	1	1	2	0.7	1	2	0	0	1	16	11.0
vs Buffalo	11/20/17	24		1-6	.167	0-2	.000	0-0	.000	0	2	2	1.0	1	5	0	0	0	2	8.8
vs Richmond	11/21/17	*	15	3-4	.750	3-4	.750	0-0	.000	0	1	1	1.0	3	3	0	0	0	9	8.8
vs Wyoming	11/22/17	*	25	2-4	.500	2-2	1.000	1-2	.500	2	1	3	1.3	1	2	0	0	0	7	8.5
ALABAMA STATE	11/27/17	*	23	2-7	.286	1-4	.250	2-2	1.000	0	0	0	1.1	1	1	0	0	0	7	8.3
at Xavier	12/02/17	*	17	2-5	.400	0-1	.000	0-0	.000	0	0	0	1.0	1	4	0	0	0	4	7.8
vs Florida	12/09/17	*	23	0-3	.000	0-2	.000	0-0	.000	0	0	0	0.9	2	1	1	0	0	0	6.9
MISSISSIPPI ST.	12/12/17	*	19	1-3	.333	1-1	1.000	0-0	.000	0	0	0	0.8	1	3	1	0	0	3	6.5
at UCLA	12/16/17	*	20	1-4	.250	0-2	.000	5-6	.833	0	2	2	0.9	0	1	0	0	1	7	6.5
UA-PINE BLUFF	12/19/17	*	15	1-3	.333	1-2	.500	0-0	.000	0	0	0	0.8	1	1	2	0	0	3	6.3
Totals		9	242	23-59	.390	13-32	.406	16-21	.762	3	7	10	0.8	16	29	8	0	4	75	6.3

2015-16 (FRESHMAN SEASON)

Opponent	Date	gs	min	fg-fga		3fg-fga		ft-fa		Rebounds				pf	a	t/o	blk	stl	pts	avg
				fg-fga	pct	3fg-fga	pct	ft-fa	pct	off	def	tot	avg							
WESTERN CAROLINA	11/13/15	13		3-5	.600	1-2	.500	0-0	.000	0	3	3	3.0	2	0	3	0	0	7	7.0
ROBERT MORRIS	11/15/15	16		2-2	1.000	1-1	1.000	6-6	1.000	0	2	2	2.5	1	9	1	0	1	11	9.0
at Bowling Green	11/18/15	19		3-6	.500	1-3	.333	0-2	.000	0	1	1	2.0	1	2	1	0	3	7	8.3
ARKANSAS-PINE BLUFF	11/22/15	19		3-6	.500	2-4	.500	0-0	.000	0	1	1	1.8	3	2	2	0	2	8	8.3
SE LOUISIANA	11/24/15	7		1-1	1.000	1-1	1.000	0-0	.000	0	0	0	1.4	0	1	1	0	0	3	7.2
vs Nebraska	11/27/15	11		0-2	.000	0-1	.000	0-0	.000	0	0	0	1.2	1	2	1	0	0	0	6.0
vs George Washington	11/28/15	7		0-2	.000	0-1	.000	0-0	.000	0	2	2	1.3	1	1	1	0	0	0	5.1
BUTLER	12/2/15	5		0-1	.000	0-1	.000	1-2	.500	0	0	0	1.1	0	1	1	0	1	1	4.6
MORGAN STATE	12/6/15	13		2-6	.333	0-2	.000	2-3	.667	0	0	0	1.0	2	3	0	0	2	6	4.8
at Xavier	12/12/15	4		0-1	.000	0-1	.000	0-0	.000	0	0	0	0.9	0	1	0	0	0	0	4.3
NORFOLK STATE	12/15/15	13		1-3	.333	1-2	.500	0-0	.000	0	1	1	0.9	1	0	1	0	0	3	4.2
at VCU	12/19/15	3		0-2	.000	0-0	.000	0-0	.000	0	0	0	0.8	0	1	0	0	0	0	3.8
IOWA STATE	12/22/15	2		0-1	.000	0-1	.000	0-0	.000	0	0	0	0.8	0	1	0	0	0	0	3.5
TEMPLE	12/29/15	4		1-1	1.000	0-0	.000	0-0	.000	0	0	0	0.7	0	0	0	0	0	2	3.4
TULSA	1/2/16	8		2-3	.667	1-1	1.000	2-2	1.000	0	0	0	0.7	1	2	0	0	0	7	3.7
at USF	1/10/16	9		0-1	.000	0-0	.000	0-0	.000	0	0	0	0.6	1	1	0	0	0	0	3.4
HOUSTON	1/13/16	7		1-1	1.000	0-0	.000	0-0	.000	0	1	1	0.6	0	0	0	0	1	2	3.4
at Temple	01/16/16	2		0-0	.000	0-0	.000	0-0	.000	0	1	1	0.7	0	0	2	0	0	0	3.2
TULANE	01/24/16	18		2-6	.333	2-4	.500	0-0	.000	1	1	2	0.7	0	2	1	0	0	6	3.3
USF	02/04/16	11		0-2	.000	0-1	.000	2-2	1.000	0	1	1	0.8	1	1	0	0	3	2	3.3
at Memphis	2/6/16	1		0-0	.000	0-0	.000	0-0	.000	0	0	0	0.7	0	0	1	0	0	0	3.1
at UCF	2/9/16	3		0-2	.000	0-2	.000	0-0	.000	1	0	1	0.7	0	0	0	0	0	0	3.0
EAST CAROLINA	2/13/16	4		0-1	.000	0-1	.000	0-0	.000	0	0	0	0.7	0	0	0	0	0	0	2.8
at Tulsa	02/18/16	6		0-0	.000	0-0	.000	0-0	.000	0	1	1	0.7	0	1	0	0	0	0	2.7
UConn	2/20/16	3		0-1	.000	0-0	.000	0-0	.000	0	1	1	0.7	1	0	0	0	0	0	2.6
at East Carolina	2/27/16	11		0-0	.000	0-0	.000	0-0	.000	0	0	0	0.7	1	3	1	0	1	0	2.5
at Houston	3/3/16	13		0-2	.000	0-1	.000	1-3	.333	0	0	0	0.7	1	0	0	0	0	1	2.4
Totals		0	232	21-58	.362	10-30	.333	14-20	.700	2	16	18	0.7	18	34	17	0	14	66	2.4

2016-17 (SOPHOMORE SEASON)

Opponent	Date	gs	min	Total		3-Pointers		Free throws		Rebounds				pf	a	t/o	blk	stl	pts	avg
				fg	pct	3fg	pct	ft	pct	off	def	tot	avg							
BROWN	11/11/16	27	2-4	500	1-3	333	1-1	1000	2	3	5	5.0	1	2	1	0	1	6	6.0	
ALBANY	11/14/16	19	2-5	400	1-2	500	1-2	500	0	1	1	3.0	2	5	1	0	3	6	6.0	
vs Rhode Island	11/19/16	16	1-2	500	1-2	500	0-0	000	0	0	0	2.0	2	0	0	0	1	3	5.0	
vs Penn State	11/20/16	23	1-4	250	1-2	500	0-1	000	0	1	1	1.8	1	1	1	0	0	3	4.5	
SAMFORD	11/23/16	9	0-3	000	0-2	000	0-2	000	0	0	0	1.4	1	1	1	0	0	0	3.6	
LIPSCOMB	11/26/16	13	2-4	500	1-1	1000	0-0	000	0	2	2	1.5	0	2	2	0	1	5	3.8	
at Iowa State	12-01-16	5	0-1	000	0-0	000	0-0	000	0	0	0	1.3	1	1	0	0	0	0	3.3	
BOWLING GREEN	12/04/16	28	5-8	625	4-5	800	0-0	000	1	2	3	1.5	1	1	1	0	0	14	4.6	
at Butler	12/10/16	9	0-1	000	0-1	000	0-0	000	1	1	2	1.6	1	1	1	0	0	0	4.1	
TEXAS SOUTHERN	12/13/16	22	3-5	600	1-3	333	1-2	500	0	2	2	1.6	1	9	0	0	1	8	4.5	
FAIRLEIGH DICKINSON	12/17/16	23	6-11	545	1-4	250	0-0	000	0	0	0	1.5	2	5	2	0	2	13	5.3	
MARSHALL	12/22/16	13	1-3	333	0-1	000	1-2	500	0	1	1	1.4	0	3	0	0	0	3	5.1	
at Temple	12/28/16	12	1-3	333	0-1	000	0-0	000	0	0	0	1.3	1	1	0	0	1	2	4.8	
TULANE	01/01/17	20	3-5	600	1-2	500	2-2	1000	1	0	1	1.3	0	4	0	0	0	9	5.1	
at Houston	1/7/17	14	0-2	000	0-1	000	0-0	000	0	1	1	1.3	1	3	1	0	0	0	4.8	
SMU	01/12/17	4	0-1	000	0-1	000	0-0	000	0	1	1	1.3	1	0	0	0	0	0	4.5	
at East Carolina	01/15/17	11	1-2	500	0-1	000	0-0	000	0	0	0	1.2	1	0	0	0	0	2	4.4	
TEMPLE	01/18/17	4	0-1	000	0-1	000	0-0	000	0	0	0	1.1	0	0	0	0	0	0	4.1	
at Tulane	01/21/17	12	0-2	000	0-2	000	0-0	000	0	1	1	1.1	1	2	0	0	0	0	3.9	
XAVIER	01/26/17	3	0-0	000	0-0	000	0-0	000	0	0	0	1.1	1	0	0	0	0	0	3.7	
USF	01/29/17	28	5-7	714	2-3	667	0-0	000	3	2	5	1.2	3	9	1	0	1	12	4.1	
at Tulsa	02/01/17	2	0-0	000	0-0	000	0-0	000	0	0	0	1.2	1	0	0	0	0	0	3.9	
UConn	02/04/17	15	0-1	000	0-1	000	0-0	000	0	1	1	1.2	2	2	0	0	0	0	3.7	
UCF	02/08/17	15	2-5	400	2-3	667	0-0	000	0	0	0	1.1	0	2	0	0	0	6	3.8	
at SMU	02/12/17	9	0-0	000	0-0	000	1-2	500	0	0	0	1.1	1	2	0	0	0	1	3.7	
at USF	02/15/17	15	0-2	000	0-0	000	0-0	000	0	0	0	1.0	0	5	0	0	2	0	3.6	
TULSA	02/18/17	17	1-1	1000	0-0	000	0-0	000	0	1	1	1.0	1	3	2	0	1	2	3.5	
MEMPHIS	02/23/17	5	0-2	000	0-1	000	0-0	000	0	2	2	1.1	1	0	0	0	0	0	3.4	
at UCF	2/26/17	9	0-0	000	0-0	000	0-0	000	0	2	2	1.1	2	1	1	0	0	0	3.3	
HOUSTON	03/02/17	7	0-1	000	0-0	000	0-0	000	0	0	0	1.1	0	0	0	0	0	0	3.2	
at UConn	3/5/17	20	1-2	500	1-1	1000	0-0	000	0	1	1	1.1	0	1	0	0	1	3	3.2	
vs Tulsa	3/10/17	11	0-2	000	0-1	000	0-0	000	0	2	2	1.1	0	1	0	1	0	1	3.1	
at UConn	3/11/17	2	0-0	000	0-0	000	0-0	000	0	0	0	1.1	2	0	1	0	0	0	3.0	
vs Kansas State	03/17/17	2	0-0	000	0-0	000	0-0	000	0	0	0	1.0	0	0	0	0	0	0	2.9	
vs UCLA	03/19/17	2	0-0	000	0-0	000	0-0	000	0	0	0	1.0	0	1	0	0	0	0	2.8	
Totals		0	446	37-90	411	17-45	378	7-14	500	8	27	35	1.0	32	68	16	0	98	28.0	



#5 TREVOR MOORE

GUARD • 6-5 • 200 • FRESHMAN • HS • HOUSTON, TEXAS (SOUTH KENT PREP [CONN.]

2017-18 Season (Freshman): Scored a season-high 11 points with a pair of steals against Alabama State (11/27) ... produced nine points and grabbed eight rebounds against Richmond (11/21) ... tallied eight points with a pair of threes in 14 minutes against Savannah State (11/10).

Prior to Cincinnati: Averaged 7.0 points and 3.0 rebounds during the 2016-17 season at South Kent Prep in Connecticut ... ranked as the seventh best prospect in Connecticut for 2017 according to the New England Recruiting Report ... averaged 14.3 points while shooting 37.6 percent (56 of 149) from three-point range and 39.0 percent (67 of 172) from the field during 16 games for the 2016 Houston Defenders, an AAU squad on the Under Armour Association's 17U summer circuit ... made 35 three-pointers during the circuit's April-May schedule, ranking second among all guards ... three-time all-district selection at Phillis Wheatley High School, led the Greater Houston area in three-pointers made as a junior ... advanced to the 2017 NEPSAC Class AAA semifinals and the 2017 National Prep School Championship quarterfinals.

Personal: Born July 3, 1999 in Houston, Texas ... son of Renell and Ray Moore ... has two brothers, D'Ion and KJ and two sisters, Alteria and Kenetra.

SEASON & CAREER STATISTICS

2017-18 SEASON

2017-18 SEASON		CAREER
11 vs. Alabama State, 11/27/17	Pts	11 vs. Alabama State, 11/27/17
7 vs. Alabama State, 11/27/17	FG Atts	7 vs. Alabama State, 11/27/17
3, 3x (last vs. Alabama State, 11/27/17)	FG Made	3, 3x (last vs. Alabama State, 11/27/17)
6, 2x (last vs. Alabama State, 11/27/17)	3PT-FG Atts	6, 2x (last vs. Alabama State, 11/27/17)
2, 2x (last vs. Alabama State, 11/27/17)	3PT-FG Made	2, 2x (last vs. Alabama State, 11/27/17)
4, 2x (last vs. Alabama State, 11/27/17)	FT Atts	4, 2x (last vs. Alabama State, 11/27/17)
3, vs. Alabama State, 11/27/17	FT Made	3, vs. Alabama State, 11/27/17
8 vs. Richmond, 11/21/17	Rebs	8 vs. Richmond, 11/21/17
3 vs. Richmond, 11/21/17	Assts	3 vs. Richmond, 11/21/17
2, 3x (last vs. UA-Pine Bluff, 12/19/17)	Stls	2, 3x (last vs. UA-Pine Bluff, 12/19/17)
0	Blks	0
24 vs. Richmond, 11/21/17	Mins	24 vs. Richmond, 11/21/17

MISCELLANEOUS STATISTICS

CATEGORY	2017-18	CAREER
Double-Figure Scoring Games	1	1
Double-Figure Rebounding Games	0	0
Double-Double Games	0	0
20-Point Scoring Games	0	0
Games Led UC in Scoring	0	0
Games Led UC in Rebounding	1	1
Games Led UC in Assists	0	0
Games With 3+ Assists	1	1
Games With 3+ Blocks	0	0
Games With 3+ Steals	0	0
Games With 3+ Three-Pointers	1	1

GAME-BY-GAME STATISTICS

2017-18 (FRESHMAN SEASON)

Opponent	Date	gs	min	Total		3-Pointers		Free throws		Rebounds		pf	a	t/o	blk	stl	pts	avg	
				fg	pct	3fg	pct	ft	pct	off	def								tot
SAVANNAH STATE	11/10/17	14	3-5	600	2-4	500	0-0	.000	1	1	2	2.0	1	0	0	0	8	8.0	
WESTERN CAROLINA	11/13/17	13	1-3	333	1-3	333	2-2	1.000	0	3	3	2.5	1	1	0	0	1	5.6	
COPPIN STATE	11/16/17	14	1-3	333	1-3	333	2-4	.500	1	1	2	2.3	1	0	1	0	2	5.0	
vs Buffalo	11/20/17	9	1-1	1,000	1-1	1,000	0-0	.000	0	1	1	2.0	2	0	0	0	0	3.3	
vs Richmond	11/21/17	24	3-6	500	3-6	500	0-0	.000	1	7	8	3.2	2	3	1	0	1	9.0	
vs Wyoming	11/22/17	15	1-3	333	1-2	500	0-0	.000	0	3	3	3.2	1	0	0	0	0	3.5	
ALABAMA STATE	11/27/17	15	3-7	429	2-6	333	3-4	.750	0	3	3	3.1	3	0	1	0	2	11.6	
at Xavier	12/02/17	9	0-3	.000	0-3	.000	0-0	.000	0	2	2	3.0	2	0	0	0	1	0.5	
MISSISSIPPI ST.	12/12/17	3	0-1	.000	0-1	.000	0-0	.000	0	0	0	2.7	1	0	0	0	0	0.49	
at UCLA	12/16/17	0	0-0	.000	0-0	.000	0-0	.000	0	0	0	2.4	0	0	0	0	0	0.44	
UA-PINE BLUFF	12/19/17	22	2-5	400	1-3	333	1-2	.500	1	3	4	2.5	1	2	1	0	2	6.45	
Totals		0	138	15-37	.405	12-32	.375	8-12	.667	4	24	28	2.5	15	6	5	0	9	50.45

CAREER STATISTICS

			Total		3-Point		F-Throws		Rebounds											Scoring	
Season	gp-gs	min/avg	fg-fga	pct	fg-fga	pct	ft-fga	pct	off	def	tot	avg	pf	fo	ast	to	blk	stl	pts	avg	
2017-18	11-0	138/12.5	15-37	.405	12-32	.375	8-12	.667	4	24	28	2.5	15	0	6	5	0	9	50	4.5	
TOTAL	11-0	138/12.5	15-37	.405	12-32	.375	8-12	.667	4	24	28	2.5	15	0	6	5	0	9	50	4.5	



#11 GARY CLARK

FORWARD • 6-8 • 230 • SENIOR • 3L • CLAYTON, N.C. (CLAYTON HIGH SCHOOL)

CONFERENCE AWARDS

- » Preseason Second Team (2017-18)
- » All-Tournament (2017)
- » Defensive Player of the Year (2015-16)
- » Second Team (2015-16)
- » All-Tournament (2016)
- » All-Rookie Team (2014-15)
- » Honorable Mention (2014-15)
- » Player of the Week (3x: 11/27/17; 3/7/16, 12/26/16)
- » Weekly Honor Roll (8x: 12/18/17, 3/6/17, 2/20/17, 2/6/17, 2/22/16, 2/8/16, 2/1/16, 2/23/15)

OTHER HONORS

- » Named MVP of Cayman Islands Classic (2017)
- » Oscar Robertson Trophy Player of the Year Watch List (2017-18)
- » Karl Malone Power Forward of the Year Watch List (2017-18)
- » Lute Olson Player of the Year Award Watch List (2017-18, 2016-17)
- » NABC All-District 25 Second Team (2016)
- » Emerald Coast Classic All-Tourney Team (2014)

MOMENTS

- » Scored UC's first 13 points against Wyoming (11/22) in the championship game of the Cayman Islands Classic
- » Scored a career-high 26 points on 12-of-15 shooting with 10 rebounds vs. Marshall (12/22/16)
- » Hit a 15-footer with 5 seconds left to force overtime in UC's 55-54 OT win at No. 19 Iowa State (12/1/16)
- » Converted a three-point play with 12.1 seconds left in 58-57 win at UConn (1/28/16)

2017-18 Season (Senior): Recorded a double-double with 10 points and 11 rebounds to go with four assists, three blocks and three steals at UCLA (12/16) ... produced nine points, 13 rebounds and a career-best five blocks to go with four assists and two steals against Mississippi State (12/12) ... named MVP of Cayman Islands Classic: scored UC's first 13 points to propel the Bearcats to victory in the championship game of the Cayman Islands Classic vs. Wyoming (11/22) and registered 24 points and a game-high 14 rebounds, hitting 11 of 13 free throws in win over Buffalo (11/20) ... became the 51st member of UC's 1,000-point club while posting his 19th career double-double with 13 points and 11 rebounds against Savannah State (11/10).

2016-17 Season (Junior): Started 35 of 36 games played, averaging 10.8 points, 7.9 rebounds, 2.1 assists and 1.2 blocks in 28.6 minutes ... Named to American Championship All-Tournament team, averaging 13.3 points and a team-best 6.7 rebounds while making 22 of 24 free throws in three games ... earned The American's Player of the Week award once and Weekly Honor Roll award three times ... ranked among the league leaders in field goal percentage (fourth at .529), rebounds (fourth at 7.9), blocks (tied for ninth at 1.2) and scoring (26th at 10.8) ... ranked second in the league and 48th in the nation averaging 3.0 offensive rebounds ... finished the season with a team-best 283 rebounds giving him 819 for his career, ranking 24th in the nation and third most among juniors ... his 819 career rebounds are the most through three seasons at Cincinnati since Danny Fortson (873 from 1995-97) ... registered seven double-doubles (tied for sixth in the league), giving him 18 for his UC career, second most in the Mick Cronin coaching era ... led UC in rebounding in 19 games, grabbing 10 or more boards nine times ... scored a career-high 26 points on 12-of-15 shooting with 10 rebounds in 38 minutes against Marshall (12/22).

2015-16 Season (Sophomore): Started 32 of 33 games played, averaging 10.4 points, a team-high 8.8 rebounds, 2.1 assists and 1.5 blocks in 30.4 minutes ... named The American's Defensive Player of the Year and second-team all-conference ... tabbed NABC All-District 25 Second Team ... selected to The American's Weekly Honor Roll three times ... ranked among the nation's leaders in offensive rebounds (28th at 3.4), total rebounds (57th with 290) and rebounds per game (65th at 8.8) ... listed among the league leaders in offensive rebounds (second at 3.4), rebounds (third at 8.8), defensive rebounds (fourth at 5.4), blocked shots (sixth at 1.5), steals (tied for sixth at 1.2), field goal percentage (eighth at .519) and scoring (29th at 10.4) ... his 290 single-season rebounds ranked as the most since Eric Hicks (329 in 2005-06) ... his 536 rebounds after two seasons ranked as the most since Danny Fortson (574 in 1995 and 1996) ... averaged 13.1 points and 10.0 rebounds and 2.0 blocks with four double-doubles in seven games during February ... posted a team-high eight double-doubles ... led the team in rebounding in 17 games during the season, grabbing 10 or more boards 14 times.

2014-15 Season (Freshman): Started all 34 games, averaging 7.8 points, 7.2 rebounds, 1.7 assists and 1.3 blocks in 27.8 minutes ... named to the American Athletic Conference All-Rookie Team by the league's coaches ... tabbed The American's Rookie of the Week (12/8) and The American's Weekly Honor Roll (2/23) ... grabbed 246 rebounds on the season, second most in school history by a freshman (Danny Fortson 258 in 1995) ... finished as the only freshman in The American to rank among the top 10 league leaders for rebounds (third at 7.2), field goal percentage (sixth at .524) and blocks (sixth at 1.3) ... finished second in The American in rebounding among freshmen (UConn's Daniel Hamilton [7.6]) ... ranked second in the league for offensive rebounds (2.8) and tied for fourth in defensive rebounds (4.5) ... led UC in rebounding in 15 games on the season, grabbing 10 or more boards seven times ... set a UC freshman record pulling down 16 rebounds to go with eight points, a season-best four blocks and a season-high four steals against East Carolina (1/6) ... selected to the Emerald Coast Classic All-Tournament Team ... became the first true freshman to start a season opener since Lance Stephenson (2009-10 season).

Prior to Cincinnati: Averaged 26 points, seven rebounds and four assists as a senior at Clayton High School in Clayton, North Carolina ... finished his career as the school's all-time leader in points, rebounds and blocks ... tabbed a four-star recruit by Rivals, ESPN and 247 Sports ... praised on one of the nation's top 100 prospects by ESPN and Rivals ... named Greater Neuse River Conference Player of the Year as a junior and senior ... became the first player in the state of North Carolina to record a quadruple double with 22 points, 21 rebounds, 15 blocked shots and 10 assists against West Johnston during his senior season ... poured in 40 points and grabbed 12 rebounds against East Wake on Jan. 11, 2014, the same



OSCAR ROBERTSON TROPHY WATCH LIST



POWER FORWARD OF YEAR WATCH LIST



LUTE OLSON PLAYER OF YEAR WATCH LIST

SEASON & CAREER STATISTICS

2017-18 SEASON		CAREER
24 vs. Buffalo, 11/20/17	Pts	26 vs. Marshall, 12/22/16
15 at Xavier, 12/2/17	FG Atts	15, 2x (last 15 at Xavier, 12/2/17)
8 vs. Wyoming, 11/22/17	FG Made	12 vs. Marshall, 12/22/16
5 at Xavier, 12/2/17	3PT-FG Atts	5 at Xavier, 12/2/17
2, 2x (last at Xavier, 12/2/17)	3PT-FG Made	2, 7x (last at Xavier, 12/2/17)
13 vs. Buffalo, 11/20/17	FT Atts	16 vs. UConn, 3/11/17
11 vs. Buffalo, 11/20/17	FT Made	15 vs. UConn, 3/11/17
14 vs. Buffalo, 11/20/17	Rebs	16 vs. East Carolina, 1/6/15
7 vs. Richmond, 11/21/17	Assts	8 vs. Temple, 1/18/17
3 at UCLA, 12/16/17	Stls	5 at SMU, 1/7/16
5 vs. Mississippi State, 12/12/17	Blks	5 vs. Mississippi State, 12/12/17
35, 3x (last at UCLA, 12/16/17)	Mins	48 vs. UConn, 3/11/16

MISCELLANEOUS STATISTICS

CATEGORY	2014-15	2015-16	2016-17	2017-18	CAREER
Double-Figure Scoring Games	11	19	19	7	56
Double-Figure Rebounding Games	7	14	9	5	35
Double-Double Games	3	8	7	3	21
20-Point Scoring Games	0	1	3	1	5
Games Led UC in Scoring	2	5	6	2	15
Games Led UC in Rebounding	15	17	18	8	58
Games Led UC in Assists	6	4	2	3	15
Games With 3+ Assists	5	11	10	5	31
Games With 3+ Blocks	4	5	4	3	16
Games With 3+ Steals	3	4	4	1	12
Games With 3+ Three-Pointers	0	0	0	0	0

day he was left off the list of nominees for the McDonald's All-America game ... averaged 24 points, 14 rebounds and four blocks while leading the Comets to the 2013 4A Eastern Regional semifinals as a junior ... averaged nearly 32 points in the playoffs while earning Associate Press All-State accolades.

Personal: Born Nov. 16, 1994 in Smithfield, North Carolina ... son of Tammy McKey and Gary Clark Sr. ... has one brother, Jeremiah and two sisters, Azia and Tanija ... right-handed.

CAREER STATISTICS

Season	gp-gs	min/avg	Total fg-fga	pct	3-Point fg-fga	pct	F-Throws ft-fta	pct	Rebounds off	def	tot	avg	pf	fo	ast	to	blk	stl	Scoring pts	avg
2014-15	34-34	945/27.8	110-210	.524	0-5	.000	45-72	.625	94	152	246	7.2	54	0	57	38	45	35	265	7.8
2015-16	33-32	1002/30.4	126-243	.519	13-25	.520	79-115	.687	113	177	290	8.8	76	0	70	42	49	41	344	10.4
2016-17	36-35	1031/28.6	146-276	.529	14-49	.286	83-119	.697	108	175	283	7.9	67	0	76	41	42	36	389	10.8
2017-18	12-12	310/25.8	47-103	.456	7-22	.318	43-50	.860	42	65	107	8.9	22	0	27	14	18	19	144	12.0
TOTAL	115-113	3288/28.6	429-832	.516	34-101	.337	250-356	.702	357	569	926	8.1	219	0	230	135	154	131	1142	9.9



#11 GARY CLARK

FORWARD • 6-8 • 230 • SENIOR • 3L • CLAYTON, N.C. (CLAYTON HIGH SCHOOL)

GAME-BY-GAME STATISTICS

2017-18 (SENIOR SEASON)

Opponent	Date	gs	min	Total		3-Pointers		Free throws		Rebounds				pf	a	t/o	blk	stl	pts	avg
				fg	fga	pct	3fg	3fga	pct	off	def	tot	avg							
SAVANNAH STATE	11/10/17	*	22	5-9	556	0-1	.000	3-4	.750	4	7	11	11.0	2	1	0	1	1	13	13.0
WESTERN CAROLINA	11/13/17	*	20	2-5	400	0-1	.000	4-4	1.000	1	1	2	6.5	1	1	0	1	2	8	10.5
COPPIN STATE	11/16/17	*	17	5-8	625	1-3	.333	1-2	.500	5	4	9	7.3	2	2	0	0	1	12	11.0
vs Buffalo	11/20/17	*	35	6-13	462	1-2	.500	11-13	.846	2	12	14	9.0	1	0	2	1	1	24	14.3
vs Richmond	11/21/17	*	20	2-5	400	2-3	.667	2-2	1.000	2	6	8	8.8	1	7	1	0	1	8	13.0
vs Wyoming	11/22/17	*	21	8-12	667	0-2	.000	1-1	1.000	2	4	6	8.3	3	0	1	2	1	17	13.7
ALABAMA STATE	11/27/17	*	23	3-6	500	0-1	.000	8-8	1.000	2	5	7	8.1	1	3	0	3	2	14	13.7
at Xavier	12/02/17	*	33	5-15	333	2-5	.400	2-4	.500	4	3	7	8.0	3	1	2	1	2	14	13.8
vs Florida	12/09/17	*	35	4-8	500	0-0	.000	1-2	.500	8	5	13	8.6	2	1	2	0	1	9	13.2
MISSISSIPPI ST.	12/12/17	*	34	2-6	333	1-3	.333	4-4	1.000	6	7	13	9.0	3	4	4	5	2	9	12.8
at UCLA	12/16/17	*	35	5-11	455	0-1	.000	0-0	.000	3	8	11	9.2	2	4	0	3	3	10	12.5
UA-PINE BLUFF	12/19/17	*	15	0-5	.000	0-0	.000	6-6	1.000	3	3	6	8.9	1	3	2	1	2	6	12.0
Totals			12	310	47-103	456	7-22	.318	43-50	.860	42	65	107	8.9	22	27	14	18	144	12.0

2015-16 (SOPHOMORE SEASON)

Opponent	Date	gs	min	Total		3-Pointers		Free throws		Rebounds				pf	a	t/o	blk	stl	pts	avg	
				fg	fga	pct	3fg	3fga	pct	ft	fta	pct	off								def
WESTERN CAROLINA	11/13/15	*	28	9-10	900	0-1	.000	3-3	1.000	2	6	8	8.0	2	2	1	3	0	21	21.0	
ROBERT MORRIS	11/15/15	*	24	2-5	400	0-0	.000	0-0	.000	4	3	7	7.5	1	3	2	2	1	4	12.5	
at Bowling Green	11/18/15	*	24	3-4	.750	0-0	.000	1-2	.500	2	8	10	8.3	3	2	1	1	2	7	10.7	
ARKANSAS-PINE BLUFF	11/22/15	*	18	3-4	.750	1-1	1.000	3-6	.500	2	4	6	7.8	4	3	1	1	1	10	10.5	
SE LOUISIANA	11/24/15	*	37	4-8	500	1-1	1.000	3-5	.600	5	3	8	7.8	1	0	0	2	1	12	10.8	
vs Nebraska	11/27/15	*	30	2-6	.333	0-0	.000	2-2	1.000	2	2	4	7.2	2	2	2	0	1	6	10.0	
vs George Washington	11/28/15	*	27	3-4	.750	0-0	.000	0-0	.000	3	8	11	7.7	4	2	2	1	3	6	9.4	
BUTLER	12/2/15	*	23	3-4	.750	0-0	.000	3-4	.750	3	3	6	7.5	4	1	2	2	1	9	9.4	
MORGAN STATE	12/6/15	*	28	4-6	.667	1-2	.500	4-5	.800	8	6	14	8.2	2	5	0	2	1	13	9.8	
at Xavier	12/12/15	*	29	0-2	.000	0-0	.000	0-0	.000	2	5	7	8.1	3	2	1	0	2	0	8.8	
NORFOLK STATE	12/15/15	*	29	9-11	.818	1-1	1.000	0-0	.000	3	4	7	8.0	3	2	2	1	0	19	9.7	
at VCU	12/19/15	*	30	3-6	.500	0-0	.000	7-8	.875	2	7	9	8.1	4	0	1	1	0	13	10.0	
IOWA STATE	12/22/15	*	28	5-8	.625	0-1	.000	0-2	.000	5	4	9	8.2	1	2	1	0	1	10	10.0	
TEMPLE	12/29/15	*	28	3-8	.375	0-0	.000	1-1	1.000	3	1	4	7.9	2	2	2	2	0	7	9.8	
TULSA	12/16	*	30	3-6	.500	0-0	.000	1-2	.500	8	6	14	8.3	4	4	0	1	0	7	9.6	
at SMU	01/07/16	*	32	6-10	.600	0-0	.000	1-2	.500	4	7	11	8.4	2	1	1	0	5	13	9.8	
at USF	1/10/16	*	34	0-4	.000	0-0	.000	5-7	.714	7	4	11	8.6	1	2	2	1	1	5	9.5	
HOUSTON	1/13/16	*	33	5-6	.833	1-1	1.000	3-4	.750	5	2	7	8.5	4	6	1	1	2	14	9.8	
at Temple	01/16/16	*	34	6-10	.600	0-1	.000	0-1	.000	5	9	14	8.8	4	1	2	2	0	12	9.9	
MEMPHIS	01/21/16	*	27	2-5	.400	0-0	.000	3-5	.600	1	3	4	8.6	4	1	2	4	2	7	9.8	
TULANE	01/24/16	*	23	8-10	.800	1-1	1.000	0-2	.000	1	4	5	8.4	0	0	1	1	2	17	10.1	
at UCONN	1/28/16	*	32	4-7	.571	1-2	.500	4-7	.571	2	4	6	8.3	2	3	4	4	0	13	10.2	
USF	02/04/16	*	31	5-10	.500	1-2	.500	5-7	.714	9	4	13	8.5	2	4	0	0	1	16	10.5	
at Memphis	2/6/16	*	37	6-10	.600	1-2	.500	2-4	.500	3	11	14	8.7	3	3	0	4	0	15	10.7	
at UCF	2/9/16	*	33	3-9	.333	1-2	.500	4-4	1.000	1	7	8	8.7	1	5	1	4	1	11	10.7	
EAST CAROLINA	2/13/16	*	33	6-8	.750	0-0	.000	3-3	1.000	2	10	12	8.8	0	4	3	1	1	15	10.8	
at Tulsa	02/18/16	*	39	7-14	.500	2-4	.500	2-2	1.000	2	7	9	8.8	0	0	1	2	2	18	11.1	
UCONN	2/20/16	*	34	6-12	.500	1-2	.500	0-2	.000	1	10	11	8.9	0	1	3	2	1	13	11.2	
at East Carolina	2/27/16	*	27	2-10	.200	0-0	.000	0-1	.000	1	2	3	8.7	3	1	1	1	3	4	10.9	
at Houston	3/3/16	*	38	0-6	.000	0-1	.000	6-8	.750	3	10	13	8.8	3	1	0	2	1	6	10.8	
SMU	03/06/16	*	35	0-8	.000	0-0	.000	7-8	.875	7	4	11	8.9	4	3	0	1	3	7	10.6	
vs UCONN	3.11.16	*	48	3-9	.333	0-0	.000	6-8	.750	5	7	12	9.0	2	1	2	2	1	12	10.7	
vs Saint Joseph's	3/18/16	*	19	1-3	.333	0-0	.000	0-0	.000	0	2	2	8.8	1	1	0	0	1	2	10.4	
Totals			32	1002	126-243	.519	13-25	.520	79-115	.687	113	177	290	8.8	76	70	42	49	41	344	10.4

2016-17 (JUNIOR SEASON)

Opponent	Date	gs	min	Total		3-Pointers		Free throws		Rebounds				pf	a	t/o	blk	stl	pts	avg
				fg/fga	pct	3fg/3fga	pct	ft/fta	pct	off	def	tot	avg							
BROWN	11/11/16 *	27	7-9	.778	0-1	.000	0-1	.000	3	6	9	9.0	0	4	1	2	3	14	14.0	
ALBANY	11/14/16 *	24	1-6	.167	0-1	.000	0-0	.000	1	3	4	6.5	4	1	1	2	1	2	8.0	
vs Rhode Island	11/19/16 *	36	1-5	.200	0-1	.000	2-2	1.000	3	3	6	6.3	2	2	0	3	0	4	6.7	
vs Penn State	11/20/16 *	20	4-4	1.000	1-1	1.000	0-0	.000	2	4	6	6.3	4	2	1	2	3	9	7.3	
SAMFORD	11/23/16 *	35	4-8	.500	0-2	.000	5-10	.500	5	2	7	6.4	1	0	2	1	1	13	8.4	
LIPSCOMB	11/26/16 *	6	1-2	.500	0-0	.000	0-0	.000	0	2	2	5.7	1	0	0	0	0	2	7.3	
at Iowa State	12-01-16 *	37	5-8	.625	0-1	.000	1-2	.500	4	6	10	6.3	2	2	2	3	0	11	7.9	
BOWLING GREEN	12/04/16 *	24	3-6	.500	0-1	.000	2-2	1.000	3	3	6	6.3	0	3	2	1	1	8	7.9	
at Butler	12/10/16 *	34	7-13	.538	0-3	.000	0-2	.000	3	9	12	6.9	0	1	0	0	1	14	8.6	
TEXAS SOUTHERN	12/13/16 *	21	4-8	.500	0-0	.000	5-7	.714	2	1	3	6.5	3	6	1	0	2	13	9.0	
FAIRLEIGH DICKINSON	12/17/16 *	13	2-3	.667	0-0	.000	2-2	1.000	2	6	8	6.6	0	4	0	1	1	6	8.7	
MARSHALL	12/22/16 *	38	12-15	.800	1-1	1.000	1-4	.250	4	6	10	6.9	1	3	1	2	0	26	10.2	
at Temple	12/28/16 *	33	4-10	.400	0-1	.000	3-6	.500	2	4	6	6.8	3	1	3	2	1	11	10.2	
TULANE	01/01/17 *	20	2-4	.500	0-0	.000	0-0	.000	2	5	7	6.9	2	3	1	0	1	4	9.8	
at Houston	1/7/17 *	34	4-8	.500	2-4	.500	1-2	.500	4	4	8	6.9	1	2	1	3	0	11	9.9	
SMU	01/12/17 *	31	8-9	.889	2-3	.667	0-0	.000	2	3	5	6.8	2	2	0	0	1	18	10.4	
at East Carolina	01/15/17 *	27	3-6	.500	0-1	.000	2-2	1.000	4	5	9	6.9	3	1	1	0	1	8	10.2	
TEMPLE	01/18/17 *	35	2-5	.400	0-1	.000	3-3	1.000	4	3	7	6.9	1	8	3	2	1	7	10.1	
at Tulane	01/21/17 *	30	3-5	.600	0-0	.000	0-0	.000	3	3	6	6.9	2	2	1	1	0	6	9.8	
XAVIER	01/26/17 *	35	6-9	.667	0-1	.000	1-2	.500	5	6	11	7.1	4	3	2	0	2	13	10.0	
USF	01/29/17 *	14	2-3	.667	0-1	.000	2-2	1.000	6	2	8	7.1	2	3	1	0	0	6	9.8	
at Tulsa	02/01/17 *	37	3-5	.600	0-1	1.000	2-3	.667	5	7	12	7.4	2	2	1	1	1	9	9.8	
UCONN	02/04/17 *	29	8-14	.571	2-4	.500	2-2	1.000	4	7	11	7.5	0	3	0	2	0	20	10.2	
UCF	02/08/17 *	34	3-12	.250	0-3	.000	2-2	1.000	5	3	8	7.5	2	0	0	0	3	8	10.1	
at SMU	02/12/17 *	36	2-7	.286	1-2	.500	1-2	.500	2	10	12	7.7	0	3	2	1	1	6	10.0	
at USF	02/15/17 *	25	5-11	.455	0-0	.000	3-4	.750	5	9	14	8.0	2	0	2	2	4	13	10.1	
TULSA	02/18/17 *	30	5-8	.625	0-1	.000	4-4	1.000	2	6	8	8.0	3	2	4	1	0	14	10.2	
MEMPHIS	02/23/17 *	31	3-6	.500	1-2	.500	6-10	.600	3	6	9	8.0	2	3	2	1	1	13	10.3	
at UCF	2/26/17 *	17	1-4	.250	1-1	1.000	0-0	.000	3	0	3	7.8	4	0	1	1	1	3	10.3	
at HOUSTON	03/02/17 *	30	5-9	.556	0-1	.000	4-6	.667	1	6	7	7.8	0	0	1	0	1	14	10.2	
at UConn	3/5/17 *	25	7-14	.500	1-4	.250	2-5	.400	5	9	14	8.0	2	0	1	0	3	17	10.4	
vs Tulsa	3/10/17 *	29	1-6	.167	0-1	.000	3-4	.750	1	1	2	7.8	3	1	0	3	2	5	10.3	
at UConn	3/11/17 *	34	5-9	.556	0-0	.000	15-16	.938	2	7	9	7.8	2	0	1	0	0	25	10.7	
vs SMU	3/12/17 *	35	3-8	.375	0-2	.000	4-4	1.000	1	8	9	7.9	3	1	0	1	0	10	10.7	
vs Kansas State	03/17/17 *	34	6-10	.600	1-2	.500	2-4	.500	2	5	7	7.9	1	2	3	1	1	15	10.8	
vs UCLA	03/19/17 *	31	4-7	.571	0-1	.000	3-4	.750	3	5	8	7.9	3	6	1	1	1	11	10.8	
Totals		35	1031	146-276	529	14-49	.286	83-119	.697	108	175	283	7.9	67	76	41	42	368	10.9	



#13 TREVON SCOTT

FORWARD • 6-8 • 220 • R-SOPHOMORE • 1L • DARIEN, GA. (McINTOSH COUNTY ACADEMY)

2017-18 Season (R-Sophomore): Scored six points with five rebounds, three assists and two steals in 14 minutes against Arkansas-Pine Bluff (12/19) ... pulled down a season-high seven rebounds against Alabama State (11/27) and at Xavier (12/2).

2016-17 Season (R-Freshman): Played in 35 games as a reserve, averaging 3.1 points and 2.5 rebounds in 10.2 minutes ... shot 50 percent (45 of 90) from the field on the season ... scored a season-high 11 points on 5-of-10 shooting with seven rebounds and three assists in 18 minutes against Texas Southern (12/13) ... recorded 10 points on 5-of-5 shooting against Fairleigh Dickinson (12/17) ... registered 10 points on 5-of-6 shooting against Penn State (11/20) ... tallied nine points and nine rebounds with a season-best five assists and five blocks in a season-high 29 minutes against Lipscomb (11/26) ... recorded nine points, seven rebounds and a season-high five steals against USF (1/29) ... grabbed at least one rebound in 28 of 35 games played.

2015-16 Season (Freshman): Redshirted

Prior to Cincinnati: Named the Georgia Region 2A Player of the Year as a junior and senior ... tabbed first team all-region as a freshman and sophomore ... set the school scoring mark with 1,824 points while averaging 13.3 rebounds during his career at McIntosh County Academy in Darien, Georgia (population 1,880) ... averaged 21.6 points, 14.1 rebounds, 6.5 assists and 3.5 blocks as a senior ... posted 22.3 points, 13.7 rebounds, 6.7 assists and 3.7 blocks as a junior ... tabbed a three-star prospect by ESPN, Rivals.com and Scout.com and 247 Sports.

Personal: Born Nov. 25, 1996 in Brunswick, Georgia ... son of Anita and Eddie Scott ... has two sisters, Jada and Jadyn ... right-handed ... first named pronounced "TREY-vaughn."

SEASON & CAREER STATISTICS

2017-18 SEASON

6, 3x (last vs. UA-Pine Bluff, 12/19/17)	Pts	11 vs. Texas Southern, 12/13/16
3, 2x (last vs. UA-Pine Bluff, 12/19/17)	FG Atts	10 vs. Texas Southern, 12/13/16
2, 4x (last at Xavier, 12/2/17)	FG Made	5, 3x (last vs. Fairleigh Dickinson, 12/17/16)
0	3PT-FG Atts	1, 3x (last vs. USF, 1/29/17)
0	3PT-FG Made	1 vs. USF, 1/29/17
6 vs. UA-Pine Bluff, 12/19/17	FT Atts	6 vs. UA-Pine Bluff, 12/19/17
4 vs. UA-Pine Bluff, 12/19/17	FT Made	4 vs. UA-Pine Bluff, 12/19/17
7, 2x (last at Xavier, 12/2/17)	Rebs	10 vs. Tulane, 1/1/17
6 vs. Western Carolina, 11/13/17	Assts	6 vs. Western Carolina, 11/13/17
2, 2x (last vs. UA-Pine Bluff, 12/19/17)	Stls	5 vs. USF, 1/29/17
1, 2x (last at Xavier, 12/2/17)	Blks	5 vs. Lipscomb, 11/26/16
20 vs. Richmond, 11/21/17	Mins	29 vs. Lipscomb, 11/26/16

MISCELLANEOUS STATISTICS

CATEGORY	2016-17	2017-18	CAREER
Double-Figure Scoring Games	3	0	3
Double-Figure Rebounding Games	1	0	1
Double-Double Games	0	0	0
20-Point Scoring Games	0	0	0
Games Led UC in Scoring	0	0	0
Games Led UC in Rebounding	2	2	4
Games Led UC in Assists	1	2	3
Games With 3+ Assists	2	2	4
Games With 3+ Blocks	1	0	1
Games With 3+ Steals	1	0	1
Games With 3+ Three-Pointers	0	0	0

GAME-BY-GAME STATISTICS

2017-18 (R-SOPHOMORE SEASON)


Opponent	Date	gs	min	Total		3-Pointers		Free throws		Rebounds		pf	a	t/o	blk	stl	pts	avg		
				fg-fga	pct	3fg-fga	pct	ft-fa	pct	off	def								tot	avg
SAVANNAH STATE	11/10/17	12	1-2	.500	0-0	.000	2-2	1.000	1	2	3	3.0	2	3	1	0	1	4.0		
WESTERN CAROLINA	11/13/17	18	2-2	1.000	0-0	.000	2-3	.667	1	5	6	4.5	3	6	3	1	2	6.0		
COPPIN STATE	11/16/17	12	2-2	1.000	0-0	.000	2-2	1.000	2	3	5	4.7	0	3	0	0	1	6.5		
vs Buffalo	11/20/17	6	0-0	.000	0-0	.000	0-0	.000	0	0	0	3.5	1	0	2	0	1	0.0		
vs Richmond	11/21/17	20	1-1	1.000	0-0	.000	2-4	.500	0	3	3	3.4	2	0	1	0	1	4.0		
vs Wyoming	11/22/17	12	1-2	.500	0-0	.000	0-0	.000	0	4	4	3.5	0	0	1	0	0	2.3		
ALABAMA STATE	11/27/17	15	2-3	.667	0-0	.000	1-2	.500	3	4	7	4.0	0	1	1	0	0	5.3		
at Xavier	12/02/17	18	2-2	1.000	0-0	.000	0-0	.000	4	3	7	4.4	3	1	1	1	1	4.3		
vs Florida	12/09/17	19	0-1	.000	0-0	.000	0-0	.000	1	1	2	4.1	1	0	1	0	0	0.3		
MISSISSIPPI ST.	12/12/17	6	0-0	.000	0-0	.000	0-0	.000	0	0	0	3.7	1	1	0	0	0	0.3		
at UCLA	12/16/17	5	0-0	.000	0-0	.000	0-0	.000	1	0	1	3.5	1	0	0	0	0	0.2		
UA-PINE BLUFF	12/19/17	14	1-3	.333	0-0	.000	4-6	.667	4	1	5	3.6	0	3	0	0	2	6.3		
Totals		0	157	12-18	.667	0-0	.000	13-19	.684	17	26	43	3.6	14	18	11	2	9	37	3.1

2016-17 (R-FRESHMAN SEASON)

Opponent	Date	gs	min	Total		3-Pointers		Free throws		Rebounds		pf	a	t/o	blk	stl	pts	avg		
				fg	pct	3fg	pct	ft	pct	off	def	tot	avg							
BROWN	11/11/16	9	2-3	.667	0-0	.000	2-3	.667	0	2	2	2.0	1	0	0	1	0	6	6.0	
ALBANY	11/14/16	7	2-3	.667	0-0	.000	0-0	.000	2	1	3	2.5	0	0	0	1	0	4	5.0	
vs Rhode Island	11/19/16	0	0-0	.000	0-0	.000	0-0	.000	0	0	0	1.7	0	0	0	0	0	0	3.3	
vs Penn State	11/20/16	18	5-6	.833	0-0	.000	0-0	.000	2	1	3	2.0	1	1	0	1	0	10	5.0	
SAMFORD	11/23/16	7	0-2	.000	0-0	.000	0-0	.000	0	2	2	2.0	0	0	0	0	0	0	4.0	
LIPSCOMB	11/26/16	29	3-6	.500	0-0	.000	3-5	.600	4	5	9	3.2	2	5	2	5	0	9	4.8	
at Iowa State	12-01-16	12	0-1	.000	0-0	.000	0-0	.000	2	1	3	3.1	0	1	1	0	0	0	4.1	
BOWLING GREEN	12/04/16	14	1-4	.250	0-0	.000	0-0	.000	0	4	4	3.3	1	1	0	0	2	2	3.9	
at Butler	12/10/16	11	0-1	.000	0-0	.000	0-0	.000	0	3	3	3.2	0	0	0	0	0	0	3.4	
TEXAS SOUTHERN	12/13/16	18	5-10	.500	0-1	.000	1-2	.500	1	6	7	3.6	1	3	0	1	1	11	4.2	
FAIRLEIGH DICKINSON	12/17/16	15	5-5	1.000	0-0	.000	0-4	.000	1	2	3	3.5	1	2	0	1	0	10	4.7	
MARSHALL	12/22/16	26	3-6	.500	0-0	.000	2-5	.400	1	4	5	3.7	2	1	3	1	1	8	5.0	
at Temple	12/28/16	21	2-3	.667	0-0	.000	1-1	1.000	1	5	6	3.8	0	0	2	1	2	5	5.0	
TULANE	01/01/17	20	2-5	.400	0-1	.000	2-2	1.000	2	8	10	4.3	1	1	1	0	0	6	5.1	
at Houston	1/7/17	6	0-0	.000	0-0	.000	0-0	.000	0	0	0	4.0	2	0	0	1	0	0	4.7	
SMU	01/12/17	15	2-4	.500	0-0	.000	0-0	.000	0	2	2	3.9	0	0	0	1	0	4	4.7	
at East Carolina	01/15/17	8	0-2	.000	0-0	.000	0-0	.000	0	3	3	3.8	0	1	2	0	0	0	4.4	
TEMPLE	01/18/17	5	1-1	1.000	0-0	.000	0-0	.000	1	0	1	3.7	1	0	1	0	0	2	4.3	
at Tulane	01/21/17	10	3-5	.600	0-0	.000	1-2	.500	1	2	3	3.6	0	0	1	0	0	7	4.4	
XAVIER	01/26/17	4	0-2	.000	0-0	.000	0-0	.000	1	0	1	3.5	1	0	0	0	0	0	4.2	
USF	01/29/17	17	4-8	.500	1-1	1.000	0-2	.000	2	5	7	3.7	2	1	0	0	5	9	4.4	
at Tulsa	02/01/17	6	0-0	.000	0-0	.000	0-0	.000	0	0	0	3.5	0	0	1	0	0	1	4.2	
UCONN	02/04/17	10	0-0	.000	0-0	.000	2-4	.500	1	1	2	3.4	0	2	0	0	0	2	4.1	
UCF	02/08/17	6	1-2	.500	0-0	.000	0-0	.000	1	0	1	3.3	3	0	0	0	0	2	4.0	
at SMU	02/12/17	4	0-0	.000	0-0	.000	0-0	.000	0	0	0	3.2	0	0	0	0	0	0	3.9	
at USF	02/15/17	7	0-0	.000	0-0	.000	0-0	.000	0	1	1	3.1	1	0	1	1	2	0	3.7	
TULSA	02/18/17	10	0-0	.000	0-0	.000	0-0	.000	0	1	1	3.0	0	0	1	0	2	0	3.6	
MEMPHIS	02/23/17	8	2-2	1.000	0-0	.000	2-2	1.000	0	1	1	3.0	0	0	0	0	1	6	3.7	
at UCF	2/26/17	2	0-1	.000	0-0	.000	0-0	.000	0	0	0	2.9	2	0	1	0	0	0	3.6	
HOUSTON	03/02/17	8	1-3	.333	0-0	.000	0-0	.000	0	1	1	2.8	1	0	0	0	0	2	3.5	
at UConn	3/5/17	5	0-3	.000	0-0	.000	0-0	.000	0	1	1	2.7	0	0	0	0	0	0	3.4	
vs Tulsa	3/10/17	11	1-2	.500	0-0	.000	0-0	.000	1	1	2	2.7	2	0	0	0	0	2	3.3	
at UConn	3/11/17	3	0-0	.000	0-0	.000	0-0	.000	0	0	0	2.6	0	0	0	0	0	0	3.2	
vs SMU	3/12/17	1	0-0	.000	0-0	.000	0-0	.000	0	0	0	2.6	0	0	0	0	0	0	3.1	
vs UCLA	03/19/17	3	0-0	.000	0-0	.000	0-0	.000	0	1	1	2.5	0	0	0	0	0	0	3.1	
Totals		0	356	45-90	.500	1-3	.333	16-32	.500	24	64	88	2.5	25	20	16	15	17	107	3.1

CAREER STATISTICS

			Total		3-Point		F-Throws		Rebounds											Scoring	
Season	gp-gs	min/avg	fg-fga	pct	fg-fga	pct	ft-fa	pct	off	def	tot	avg	pf	fo	ast	to	blk	stl	pts	avg	
2016-17	35-0	356/10.2	45-90	.500	1-3	.333	16-32	.500	24	64	88	2.5	25	0	20	16	15	17	107	3.1	
2017-18	12-0	157/13.1	12-18	.667	0-0	.000	13-19	.684	17	26	43	3.6	14	0	18	11	2	9	37	3.1	
TOTAL	47-0	513/10.9	57-108	.528	1-3	.333	29-51	.569	41	90	131	2.8	39	0	38	27	17	26	144	3.1	



#14 JACKSON BART

FORWARD • 6-5 • 215 • R-SOPHOMORE • 1L • OKLAHOMA CITY, OKLA. (ORAL ROBERTS)

2017-18 Season (R-Sophomore): Scored his first collegiate points, hitting a three-pointer at the buzzer against Richmond (11/21) ... hit a three-pointer against Alabama State (11/27).

2016-17 Season (R-Freshman): Played in eight games as a walk-on reserve, averaging 1.4 minutes ... attempted a pair of three-pointers against Tulane (1/1) ... saw a season-high three minutes of action against USF (1/29).

Prior to Cincinnati: Was redshirted his freshman season at Oral Roberts (2014-15) ... did not attend college during the 2015-16 academic year ... averaged 9.5 points and 8.0 rebounds as a senior at Bartlesville High School in 2013-14 ... helped guide the Bruins to a regional championship, state tournament appearance and 23-4 record as a sophomore ... earned all-state accolades by the OCA/OBCA and Oklahoma Indian as a senior and was tabbed a Frontier Valley Conference Academic First Team selection ... twice named to the Arvest Invitational All-Tournament Team and also earned Conestoga Energy Classic All-Tournament honors ... holds school records for charges taken in a game (four), season (31) and career (50) ... coached by his father, Tim.

Personal: Born Jan. 11, 1996 in Oklahoma City, Oklahoma ... son of Tim and Kristi Bart ... father served as an assistant coach at Oral Roberts (1987-91) ... cousin, Chase Williams played football at Oklahoma during the 1999 campaign ... left-handed.

SEASON & CAREER STATISTICS

2017-18 SEASON		CAREER
3, 2x (last vs. Alabama State, 11/27/17)	Pts	3, 2x (last vs. Alabama State, 11/27/17)
2, 2x (last vs. Richmond, 11/21/17)	FG Atts	2, 3x (last vs. Richmond, 11/21/17)
1, 2x (last vs. Alabama State, 11/27/17)	FG Made	1, 2x (last vs. Alabama State, 11/27/17)
2, 2x (last vs. Richmond, 11/21/17)	3PT-FG Atts	2, 3x (last vs. Richmond, 11/21/17)
1, 2x (last vs. Alabama State, 11/27/17)	3PT-FG Made	1, 2x (last vs. Alabama State, 11/27/17)
0	FT Atts	0
0	FT Made	0
0	Rebs	0
0	Assts	0
0	Stls	0
0	Blks	0
2 vs. Western Carolina, 11/13/17	Mins	3 vs. USF, 1/29/17

MISCELLANEOUS STATISTICS

CATEGORY	2016-17	2017-18	CAREER
Double-Figure Scoring Games	0	0	0
Double-Figure Rebounding Games	0	0	0
Double-Double Games	0	0	0
20-Point Scoring Games	0	0	0
Games Led UC in Scoring	0	0	0
Games Led UC in Rebounding	0	0	0
Games Led UC in Assists	0	0	0
Games With 3+ Assists	0	0	0
Games With 3+ Blocks	0	0	0
Games With 3+ Steals	0	0	0
Games With 3+ Three-Pointers	0	0	0

GAME-BY-GAME STATISTICS

2017-18 (R-SOPHOMORE SEASON)


Opponent	Date	gs	min	Total		3-Pointers		Free throws		Rebounds				pf	a	t/o	blk	stl	pts	avg
				fg-fga	pct	3fg-fga	pct	ft-fa	pct	off	def	tot	avg							
SAVANNAH STATE	11/10/17	1	0-0	.000	0-0	.000	0-0	.000	0	0	0	0.0	0	0	0	0	0	0	0	0.0
WESTERN CAROLINA	11/13/17	2	0-2	.000	0-2	.000	0-0	.000	0	0	0	0.0	0	0	0	0	0	0	0	0.0
COPPIN STATE	11/16/17	1	0-0	.000	0-0	.000	0-0	.000	0	0	0	0.0	0	0	0	0	0	0	0	0.0
vs Richmond	11/21/17	1	1-2	.500	1-1	1.000	0-0	.000	0	0	0	0.0	0	0	0	0	0	0	3	0.8
vs Wyoming	11/22/17	1	0-0	.000	0-0	.000	0-0	.000	0	0	0	0.0	0	0	0	0	0	0	0	0.6
ALABAMA STATE	11/27/17	1	1-1	1.000	1-1	1.000	0-0	.000	0	0	0	0.0	0	0	0	0	0	0	3	1.0
UA-PINE BLUFF	12/19/17	1	0-0	.000	0-0	.000	0-0	.000	0	0	0	0.0	0	0	0	0	0	0	0	0.9
Totals		0	8	2-5	.400	2-4	.500	0-0	.000	0	0	0	0.0	0	0	0	0	0	6	0.9

2016-17 (R-FRESHMAN SEASON)

Opponent	Date	gs	min	Total		3-Pointers		Free throws		Rebounds				pf	a	t/o	blk	stl	pts	avg
				fg-fga	pct	3fg-fga	pct	ft-fa	pct	off	def	tot	avg							
ALBANY	11/14/16	1	0-0	.000	0-0	.000	0-0	.000	0	0	0	0.0	0	0	0	0	0	0	0	0.0
LIPSCOMB	11/26/16	1	0-0	.000	0-0	.000	0-0	.000	0	0	0	0.0	0	0	0	0	0	0	0	0.0
BOWLING GREEN	12/04/16	1	0-0	.000	0-0	.000	0-0	.000	0	0	0	0.0	0	0	0	0	0	0	0	0.0
TEXAS SOUTHERN	12/13/16	1	0-0	.000	0-0	.000	0-0	.000	0	0	0	0.0	0	0	0	1	0	0	0	0.0
FAIRLEIGH DICKINSON	12/17/16	2	0-0	.000	0-0	.000	0-0	.000	0	0	0	0.0	0	0	0	1	0	0	0	0.0
TULANE	01/01/17	2	0-2	.000	0-2	.000	0-0	.000	0	0	0	0.0	0	0	0	0	0	0	0	0.0
USF	01/29/17	3	0-0	.000	0-0	.000	0-0	.000	0	0	0	0.0	0	0	0	0	0	0	0	0.0
HOUSTON	03/02/17	0	0-0	.000	0-0	.000	0-0	.000	0	0	0	0.0	0	0	0	0	0	0	0	0.0
Totals		0	11	0-2	.000	0-2	.000	0-0	.000	0	0	0	0.0	2	0	0	0	0	0	0.0

CAREER STATISTICS

Season	gp-gs	min/avg	Total		3-Point		F-Throws		Rebounds				Scoring							
			fg-fga	pct	fg-fga	pct	ft-fga	pct	off	def	tot	avg	pf	fo	ast	to	blk	stl	pts	avg
2016-17	8-0	11/1.4	0-2	.000	0-2	.000	0-0	.000	0	0	0	0.0	2	0	0	0	0	0	0	0.0
2017-18	7-0	8/1.1	2-5	.400	2-4	.500	0-0	.000	0	0	0	0.0	0	0	0	0	0	0	6	0.9
TOTAL	15-0	19/1.3	2-7	.286	2-6	.333	0-0	.000	0	0	0	0.0	2	0	0	0	0	0	6	0.4



#15 CANE BROOME

GUARD • 6-0 • 165 • JUNIOR • TR • EAST HARTFORD, CONN. (SACRED HEART)

CONFERENCE AWARDS

- » Player of the Year Northeastern Conference (2015-16)
- » First Team (2015-16)
- » All-Rookie Team (2014-15)
- » Player of the Week (NEC: 4X: 2/22/16, 1/5/16, 11/16/15, 12/8/14)
- » Rookie of the Week (NEC: 5X: 3/2/15, 2/23/15, 1/26/15, 12/22/14, 12/8/14)

OTHER HONORS

- » AP Honorable Mention All-American (2015-16)
- » USBWA All-District I First Team (2015-16)
- » All-ECAC First Team
- » NABC All-District 18 First Team (2015-16)

2017-18 Season (Senior): Scored a game-high 17 points on 6-of-9 shooting with a trio of threes against Arkansas-Pine Bluff (12/19) ... tallied a team-high 15 points on 6-of-8 shooting with a pair of steals vs. No. 5 Florida (12/19) ... registered 16 points on 6-of-12 shooting with a season-best five assists at Xavier (12/2) ... tallied 17 points on 6-of-11 shooting with five three-pointers and four assists in his Bearcat debut against Savannah State (11/10) ... led all Bearcats with a game-high 13 points against Richmond (11/21).

2016-17 Season (Junior): Sat out the 2016-17 season due to NCAA transfer rules.

Prior to Cincinnati: Earned numerous regional and national honors during the 2015-16 season, including Associated Press Honorable Mention All-America, United States Basketball Writers' Association (USBWA) All-District I, First Team All-ECAC, National Association of Basketball Coaches (NABC) All-District 18 accolades and First Team All-MET Basketball Writers' Association accolades ... named the 2015-16 Northeast Conference Player of the Year after ranking eighth in the nation in scoring at 23.1 points per game to go with 4.9 rebounds, 2.9 assists and 1.7 steals in 37.5 minutes for Sacred Heart ... became first underclassman voted NEC Player of the Year since 1992 ... broke the league's sophomore scoring record, becoming the first second-year player in the NEC to average at least 22.0 points per game since 1988-89 ... led all active sophomores in the country with 1,157 career points following the 2015-16 campaign ... scored 30 or more points five times during the 2015-16 season, including a 39-point effort at Fairleigh Dickinson on Feb. 20 ... ranking among the NEC leaders in points (first at 23.1), minutes played (first at 37.5), free-throw attempts (first at 203), three-pointers made (fourth at 2.2), steals (fifth at 1.7), assists (10th at 2.9) and free-throw percentage (14th at .768) in 2015-16 ... named to the NEC All-Rookie Team in 2014-15, ranking eighth in the league, averaging 14.2 points ... named NEC Rookie of the Week five times and NEC Player of the Week once as a freshman ... earned all-state honors and was a two-time all-conference performer at East Hartford High School averaging 27.0 points and 5.0 assists for the Hornets ... named a McDonald's All-American nominee and received NEPSAC AAA Honorable Mention accolades at Saint Thomas More, averaging 12.5 points and 6.0 assists.

Personal: Born Nov. 29, 1994 in Hartford, Connecticut ... Son of April Walden-Broome and Sam Broome ... Has a sister, Cane ... left-handed.

SEASON & CAREER STATISTICS

2017-18 SEASON

17, 2x (last vs. UA-Pine Bluff, 12/19/17)	Pts	39 at Fairleigh Dickinson, 2/20/16•
12 at Xavier, 12/2/17	FG Atts	25, 2x (last vs. LIU Brooklyn, 3/2/16)•
6, 5x (last vs. UA-Pine Bluff, 12/19/17)	FG Made	15 vs. LIU Brooklyn, 3/2/16•
9 vs. Savannah State, 11/12/17	3PT-FG Atts	13 at LIU Brooklyn, 1/27/16•
5 vs. Savannah State, 11/12/17	3PT-FG Made	6 at LIU Brooklyn, 1/27/16•
6 at Xavier, 12/2/17	FT Atts	22 at Fairleigh Dickinson, 2/20/16•
4 at UCLA, 12/16/17	FT Made	15 at Fairleigh Dickinson, 2/20/16•
4 vs. Savannah State, 11/12/17	Rebs	10, 2x (last at Bryant, 2/18/16)•
5 at Xavier, 12/2/17	Assts	6, 2x (last vs. Saint Francis, 2/27/16)•
3 vs. Western Carolina, 11/13/17	Stls	4, 4x (last vs. Wagner, 1/9/16)•
1 vs. Florida, 12/9/17	Blks	2 at Brown, 12/28/14•
28 vs. Florida, 12/9/17	Mins	44 at Bryant, 3/4/15•


MISCELLANEOUS STATISTICS

CATEGORY	2014-15•	2015-16•	2017-18	CAREER
Double-Figure Scoring Games	23	29	7	59
Double-Figure Rebounding Games	0	2	0	2
Double-Double Games	0	2	0	2
20-Point Scoring Games	6	20	0	26
Games Led Team in Scoring	10	25	3	38
Games Led Team in Rebounding	3	5	0	8
Games Led Team in Assists	3	14	3	20
Games With 3+ Assists	15	18	7	40
Games With 3+ Blocks	0	0	0	0
Games With 3+ Steals	5	9	1	15
Games With 3+ Three-Pointers	5	12	2	19

• - Statistics from player career at Sacred Heart

CAREER STATISTICS

			Total		3-Point		F-Throws		Rebounds											Scoring	
Season	gp-gs	min/avg	fg-fga	pct	fg-fga	pct	ft-fa	pct	off	def	tot	avg	pf	fo	ast	to	blk	stl	pts	avg	
2014-15*	31-30	984/31.7	158-358	.441	42-128	.328	84-113	.743	15	107	122	3.9	62	1	77	71	6	33	442	14.3	
2015-16*	30-30	1124/37.5	236-530	.445	66-212	.311	156-203	.768	17	131	148	4.9	71	2	88	115	0	51	694	23.1	
2017-18	12-3	248/20.7	44-85	.518	13-30	.433	21-30	.700	6	17	23	1.9	22	0	34	24	1	16	122	10.2	
TOTAL	12-3	248/20.7	44-85	.518	13-30	.433	21-30	.700	6	17	23	1.9	22	0	34	24	1	16	122	10.2	
All*	73-63	2356/32.3	438-973	.450	121-370	.327	261-346	.754	38	255	293	4.0	155	3	199	210	7	100	1258	17.2	



#15 CANE BROOME

GUARD • 6-0 • 165 • JUNIOR • TR • EAST HARTFORD, CONN. (SACRED HEART)

GAME-BY-GAME STATISTICS

2017-18 (JUNIOR SEASON)


Opponent	Date	gs	min	Total		3-Pointers		Free throws		Rebounds				pf	a	tlo	blk	stl	pts	avg	
				fg-fga	pct	3fg-fga	pct	ft-fa	pct	off	def	tot	avg								
SAVANNAH STATE	11/10/17	*	20	6-11	.545	5-9	.556	0-0	.000	0	4	4	4.0	2	4	6	0	0	17	17.0	
WESTERN CAROLINA	11/13/17		20	6-11	.545	2-3	.667	1-2	.500	1	1	2	3.0	2	4	0	0	3	15	16.0	
COPPIN STATE	11/16/17	*	21	1-3	.333	0-1	.000	2-4	.500	0	1	1	2.3	0	2	1	0	1	4	12.0	
vs Buffalo	11/20/17	*	12	0-1	.000	0-0	.000	2-2	1.000	0	2	2	2.3	3	1	2	0	1	2	9.5	
vs Richmond	11/21/17		23	5-7	.714	0-0	.000	3-4	.750	0	2	2	2.2	2	1	5	0	2	13	10.2	
vs Wyoming	11/22/17		14	4-8	.500	0-1	.000	2-2	1.000	2	0	2	2.2	2	3	2	0	2	10	10.2	
ALABAMA STATE	11/27/17		17	1-5	.200	0-2	.000	0-0	.000	0	0	0	1.9	1	4	0	0	0	2	9.0	
at Xavier	12/02/17		27	6-12	.500	1-4	.250	3-6	.500	0	2	2	1.9	4	5	2	0	1	16	9.9	
vs Florida	12/09/17		28	6-8	.750	1-2	.500	2-4	.500	0	3	3	2.0	2	0	2	1	2	15	10.4	
MISSISSIPPI ST.	12/12/17		20	1-4	.250	0-1	.000	0-0	.000	0	0	0	1.8	1	4	2	0	2	2	9.6	
at UCLA	12/16/17		20	2-6	.333	1-2	.500	4-4	1.000	1	1	2	1.8	0	3	1	0	1	9	9.5	
UA-PINE BLUFF	12/19/17		26	6-9	.667	3-5	.600	2-2	1.000	2	1	3	1.9	3	3	1	0	1	17	10.2	
Totals			3	248	44-85	.518	13-30	.433	21-30	.700	6	17	23	1.9	22	34	24	1	16	122	10.2

2014-15 (FRESHMAN SEASON)

Opponent	Date	S	Min	TOTAL		3PTERS		REBOUNDS				PF-FO	A	TO	Blk	Stl	Pts-Avg	
				FG-FGA	Pct	3FG-FGA	Pct	FT-FTA	Pct	Off-Def-Tot	Avg							
vs. Hartford	11/14/14	*	25	3-9	.333	0-4	.000	2-2	1.000	1-0-1	1.0	2-0	1	2	0	2	8-8.0	
UMASS-LOWELL	11/20/14	*	29	3-9	.333	0-4	.000	2-3	.667	0-6-6	3.5	2-0	5	2	1	1	8-8.0	
at Ohio State	11/23/14	*	30	3-10	.300	1-4	.250	1-1	1.000	0-4-4	3.7	1-0	1	6	0	0	8-8.0	
at James Madison	11/26/14	*	34	6-19	.316	1-7	.143	2-5	.400	3-5-8	4.8	3-0	4	3	1	3	15-9.8	
CAMPBELL	11/30/14	*	22	2-6	.333	0-2	.000	3-3	1.000	0-2-2	4.2	0-0	1	1	0	2	7-9.2	
at Colgate	12/3/14	*	38	9-13	.692	0-1	.000	3-3	1.000	0-4-4	4.2	3-0	2	3	0	3	21-11.2	
HOLY CROSS	12/6/14	*	34	7-12	.583	2-3	.667	9-10	.900	0-9-9	4.9	2-0	3	3	0	1	25-13.1	
at Lafayette	12/8/14	*	38	5-10	.500	2-5	.400	2-2	1.000	0-4-4	4.8	0-0	3	1	0	0	14-13.3	
MITCHELL	12/14/14	*	21	6-7	.857	1-1	1.000	2-3	.667	0-1-1	4.3	1-0	4	1	0	2	15-13.4	
NEW HAMPSHIRE	12/20/14	*	34	10-11	.909	2-3	.667	3-4	.750	0-4-4	4.3	1-0	1	0	0	2	25-14.6	
at Rutgers	12/23/14	*	30	4-10	.400	1-4	.250	3-5	.600	0-3-3	4.2	0-0	2	5	0	0	12-14.4	
at Brown	12/28/14	*	30	9-15	.600	3-5	.600	2-3	.667	0-5-5	4.3	5-1	4	2	2	3	23-15.1	
YALE	12/30/14	*	28	1-8	.125	0-3	.000	0-0	.000	0-3-3	4.2	1-0	4	2	0	1	2-14.1	
ST. FRANCIS BROOKLYN	1/3/15	*	34	5-10	.500	1-3	.333	2-5	.400	1-1-2	4.0	1-0	1	1	0	3	13-14.0	
CENTRAL CONN	1/5/15	*	34	5-13	.385	2-5	.400	4-4	1.000	0-7-7	4.2	3-0	4	2	0	0	16-14.1	
at LIU Brooklyn	1/8/15	*	43	7-17	.412	0-4	.000	2-2	1.000	3-2-5	4.3	4-0	2	1	0	3	16-14.3	
SAINT FRANCIS	1/10/15	*	34	3-14	.214	1-4	.250	5-6	.833	1-6-7	4.4	3-0	1	1	0	1	12-14.1	
at Saint Francis	1/16/15	*	37	5-14	.357	2-7	.286	1-2	.500	0-4-4	4.4	3-0	1	3	0	0	13-14.1	
at Robert Morris	1/18/15	*	23	4-7	.571	0-2	.000	1-1	1.000	0-1-1	4.2	1-0	2	1	0	0	9-13.8	
FAIRLEIGH DICKINSON	1/22/15	*	34	4-11	.364	1-2	.500	4-6	.667	2-4-6	4.3	3-0	3	7	0	0	13-13.8	
at Bryant	1/24/15	*	29	7-10	.700	3-4	.750	1-1	1.000	1-3-4	4.3	2-0	1	0	1	0	18-14.0	
at Wagner	1/29/15	*	31	5-13	.385	1-4	.250	1-2	.500	0-4-4	4.3	4-0	3	2	0	0	12-13.9	
MOUNT ST. MARY'S	1/31/15	*	27	2-10	.200	0-1	.000	4-8	.500	0-4-4	4.3	3-0	1	6	0	0	8-13.6	
WAGNER	2/5/15	*	35	5-12	.417	2-4	.500	4-4	1.000	1-1-2	4.2	2-0	3	2	0	1	16-13.7	
BRYANT	2/7/15	*	40	4-13	.308	2-7	.286	7-8	.875	0-3-3	4.1	0-0	4	1	0	1	17-13.8	
at Mount St. Mary's	2/12/15	*	20	2-9	.222	1-4	.250	0-1	.000	0-3-3	4.1	3-0	1	5	0	0	5-13.5	
at St. Francis Brooklyn	2/14/15	*	31	3-8	.375	2-4	.500	4-4	1.000	0-1-1	4.0	3-0	2	1	0	0	12-13.4	
ROBERT MORRIS	2/19/15	*	31	4-9	.444	3-6	.500	5-6	.833	0-1-1	3.9	2-0	5	1	0	8	16-13.5	
at Central Conn	2/21/15	*	36	6-14	.429	3-7	.429	2-4	.500	1-3-4	3.9	2-0	3	1	1	1	17-13.7	
at Fairleigh Dickinson	2/26/15		28	10-17	.588	2-4	.500	1-3	.333	0-7-7	4.0	1-0	1	4	0	0	23-14.0	
at Bryant	3/4/15	*	44	9-18	.500	3-10	.300	2-2	1.000	1-2-3	3.9	1-0	4	1	0	1	23-14.3	
Totals			30	984	158-358	.441	42-128	.328	84-113	.743	15-107-122	3.9	62-1	77	71	6	33	442-14.3

2015-16 (SOPHOMORE SEASON)

Opponent	Date	S	Min	TOTAL		3PTERS		REBOUNDS				PF-FO	A	TO	Blk	Stl	Pts-Avg	
				FG-FGA	Pct	3FG-FGA	Pct	FT-FTA	Pct	Off-Def-Tot	Avg							
vs Quinnipiac	11/13/15	*	37	7-16	.438	1-6	.167	12-20	.600	0-6-6	6.0	3-0	0	1	0	4	27-27.0	
at Yale	11/16/15	*	39	10-14	.714	3-7	.429	9-9	1.000	0-2-2	4.0	1-0	5	7	0	1	32-29.5	
at UMass-Lowell	11/18/15	*	39	6-12	.500	1-5	.200	7-10	.700	1-9-10	6.0	2-0	3	5	0	1	20-26.3	
at Fairfield	11/21/15	*	39	5-17	.294	3-9	.333	5-6	.833	0-3-3	5.3	1-0	4	3	0	1	18-24.3	
at Holy Cross	11/25/15	*	39	7-14	.500	4-9	.444	1-2	.500	0-6-6	5.4	4-0	4	4	0	1	19-23.2	
at UConn	12/2/15	*	37	3-16	.188	1-7	.143	0-0	.000	0-6-6	5.5	2-0	2	2	0	1	7-20.5	
at Towson	12/5/15	*	34	3-13	.231	1-4	.250	3-4	.750	0-4-4	5.3	1-0	5	1	0	4	10-19.0	
LAFAYETTE	12/12/15	*	38	7-20	.350	1-8	.125	5-6	.833	1-1-2	4.9	4-0	2	5	0	4	20-19.1	
at Hartford	12/14/15	*	31	6-14	.429	3-9	.333	0-0	.000	0-6-6	5.0	4-0	4	5	0	1	15-18.7	
at Northwestern	12/21/15	*	37	9-20	.450	5-11	.455	3-7	.429	1-2-3	4.8	3-0	2	6	0	1	26-19.4	
at Hofstra	12/28/15	*	38	11-23	.478	3-10	.300	0-0	.000	2-6-8	5.1	1-0	2	5	0	1	25-19.9	
at Robert Morris	1/2/16	*	40	11-22	.500	3-7	.429	8-9	.889	1-7-8	5.3	2-0	1	2	0	3	33-21.0	
at Saint Francis	1/4/16	*	40	9-21	.429	1-4	.250	10-12	.833	0-4-4	5.2	4-0	3	4	0	1	29-21.6	
FAIRLEIGH DICKINSON	1/7/16	*	40	8-15	.533	2-5	.400	6-10	.600	0-2-2	5.0	2-0	3	4	0	3	24-21.8	
WAGNER	1/9/16	*	37	3-14	.214	2-7	.286	3-3	1.000	0-0-0	4.7	3-0	2	2	0	4	11-21.1	
at Central Conn	1/14/16	*	38	10-17	.588	2-5	.400	2-2	1.000	1-1-2	4.5	4-0	3	3	0	0	24-21.3	
at St. Francis Brooklyn	1/16/16	*	34	5-15	.333	2-6	.333	6-7	.857	1-4-5	4.5	0-0	2	2	0	0	18-21.1	
MOUNT ST. MARY'S	1/21/16	*	37	9-19	.474	1-5	.200	5-5	1.000	0-6-6	4.6	2-0	4	6	0	0	24-21.2	
at Wagner	1/24/16	*	36	4-10	.400	3-7	.429	6-8	.750	2-2-4	4.6	2-0	1	6	0	1	17-21.0	
at LIU Brooklyn	1/27/16	*	39	11-25	.440	6-13	.462	10-13	.769	1-2-3	4.5	5-1	3	4	0	3	38-21.9	
BRYANT	1/30/16	*	39	6-19	.316	2-8	.250	3-5	.600	0-4-4	4.5	3-0	2	4	0	2	17-21.6	
ST. FRANCIS BROOKLYN	2/4/16	*	40	11-21	.524	1-7	.143	5-5	1.000	0-6-6	4.5	2-0	4	9	0	0	28-21.9	
LIU BROOKLYN	2/6/16	*	35	6-18	.333	2-7	.286	5-9	.556	0-7-7	4.7	5-1	3	3	0	1	19-21.8	
at Mount St. Mary's	2/11/16	*	36	9-18	.500	1-8	.125	1-1	1.000	0-5-5	4.7	2-0	1	5	0	1	20-21.7	
CENTRAL CONN	2/13/16	*	30	9-15	.600	2-4	.500	8-9	.889	0-4-4	4.6	2-0	3	0	0	3	28-22.0	
at Bryant	2/18/16	*	39	11-21	.524	0-4	.000	5-6	.833	3-7-10	4.8	1-0	4	5	0	3	27-22.2	
at Fairleigh Dickinson	2/20/16	*	38	10-21	.476	4-11	.364	15-22	.682	1-5-6	4.9	1-0	6	0	0	1	39-22.8	
ROBERT MORRIS	2/25/16	*	40	8-21	.381	0-6	.000	5-5	1.000	1-3-4	4.9	3-0	3	4	0	2	21-22.7	
SAINT FRANCIS	2/27/16	*	38	7-14	.500	3-6	.5000	6-6	1.000	0-4-4	4.8	4-0	2	2	0	1	23-22.7	
LIU BROOKLYN	3/2/16	*	40	15-25	.600	3-7	.429	2-2	1.000	1-7-8	4.9	0-0	1	6	0	2	35-32.1	
Totals			30	1124	236-530	.445	66-212	31	156-203	.768	17-131-148	4.9	71-2	88	115	0	51	694-23.1



#20 MAMOUDOU DIARRA

FORWARD • 6-9 • 215 • FRESHMAN • HS • BAMAKO, MALI (22 FEET ACADEMY [S.C.])

2017-18 Season (Freshman): Posted nine points and six rebounds in 12 minutes against Western Carolina (11/13/17).

Prior to Cincinnati: Helped 22 Feet Academy to a 29-9 record in 2016-17 while earning First Team All-Grind Session accolades and averaging 18.5 points, 10.2 rebounds and 3.2 blocks ... honored as one of 30 campers from 23 countries invited to participate in the NBA's Basketball Without Borders Camp surrounding the 2015 NBA All-Star Game.

Personal: Born Oct. 4, 1997 in Bamako, Mali ... son of Mastan Bah and Salifou Diarra ... has one sister, Kadidia ... his aunt Marietou Diarra played professional basketball in France ... right-handed ... named pronounced as "MAMA-doo DEE-are-eh."

SEASON & CAREER STATISTICS

2017-18 SEASON			CAREER
9 vs. Western Carolina, 11/13/17	Pts	9	vs. Western Carolina, 11/13/17
6 vs. Western Carolina, 11/13/17	FG Atts	6	vs. Western Carolina, 11/13/17
3 vs. Western Carolina, 11/13/17	FG Made	3	vs. Western Carolina, 11/13/17
2 vs. Coppin State, 11/16/17	3PT-FG Atts	2	vs. Coppin State, 11/16/17
1 vs. Coppin State, 11/16/17	3PT-FG Made	1	vs. Coppin State, 11/16/17
4 vs. Western Carolina, 11/13/17	FT Atts	4	vs. Western Carolina, 11/13/17
3 vs. Western Carolina, 11/13/17	FT Made	3	vs. Western Carolina, 11/13/17
6 vs. Western Carolina, 11/13/17	Rebs	6	vs. Western Carolina, 11/13/17
1, 2x (last vs. UA-Pine Bluff, 12/19/17)	Assts	1, 2x (last vs. UA-Pine Bluff, 12/19/17)	
0	Stls	0	
2 vs. Alabama State, 11/27/17	Blks	2	vs. Alabama State, 11/27/17
12, 2x (last vs. UA-Pine Bluff, 12/19/17)	Mins	12, 2x (last vs. UA-Pine Bluff, 12/19/17)	

MISCELLANEOUS STATISTICS

CATEGORY	2017-18	CAREER
Double-Figure Scoring Games	0	0
Double-Figure Rebounding Games	0	0
Double-Double Games	0	0
20-Point Scoring Games	0	0
Games Led UC in Scoring	0	0
Games Led UC in Rebounding	0	0
Games Led UC in Assists	0	0
Games With 3+ Assists	0	0
Games With 3+ Blocks	0	0
Games With 3+ Steals	0	0
Games With 3+ Three-Pointers	0	0

GAME-BY-GAME STATISTICS

2017-18 (FRESHMAN SEASON)

Opponent	Date	gs	min	Total		3-Pointers		Free throws		Rebounds			pf	a	to	blk	stl	pts	avg	
				fg	pct	3fg	pct	ft	pct	off	def	tot								avg
SAVANNAH STATE	11/10/17	0	0-0	.000	0-0	.000	0-0	.000	0	0	0	0.0	0	1	0	0	0	0.0		
WESTERN CAROLINA	11/13/17	12	3-6	.500	0-0	.000	3-4	.750	2	4	6	3.0	1	0	0	1	0	9	4.5	
COPPIN STATE	11/16/17	9	1-5	.200	1-2	.500	2-2	1.000	1	2	3	3.0	0	1	1	1	0	5	4.7	
ALABAMA STATE	11/27/17	8	1-4	.250	0-0	.000	0-0	.000	1	1	2	2.5	1	0	0	0	0	1	4.0	
MISSISSIPPI ST.	12/12/17	1	0-0	.000	0-0	.000	0-0	.000	0	0	0	2.2	0	0	0	0	0	0	3.2	
UA-PINE BLUFF	12/19/17	12	1-3	.333	0-0	.000	0-0	.000	1	0	1	2.0	1	1	2	1	0	2	3.0	
Totals		0	42	6-18	.333	1-2	.500	5-6	.833	5	7	12	2.0	3	2	4	5	1	18	3.0

CAREER STATISTICS

Season	gp-gs	min/avg	Total		3-Point		F-Throws		Rebounds											Scoring	
			fg-fga	pct	fg-fga	pct	ft-fga	pct	off	def	tot	avg	pf	fo	ast	to	blk	stl	pts	avg	
2017-18	6-0	42/7.0	6-18	.333	1-2	.500	5-6	.833	5	7	12	2.0	3	0	2	4	5	1	18	3.0	
TOTAL	6-0	42/7.0	6-18	.333	1-2	.500	5-6	.833	5	7	12	2.0	3	0	2	4	5	1	18	3.0	



#22 ELIEL NSOSEME

FORWARD/CENTER • 6-9 • 220 • FRESHMAN • HS • KINSASHA, CONGO (RISE CENTRE ACADEMY [ONTARIO])

2017-18 Season (Freshman): Recorded a season-best four blocks in eight minutes at Xavier (12/2) ... pulled down eight rebounds in 13 minutes against Savannah State (11/10).

Prior to Cincinnati: Averaged 14 points, 13 rebounds and 6.5 blocks while earning team most valuable player honors at The RISA Centre Academy in Brantford, Ontario, Canada ... named a 2016 Adidas Nation All-Star for team Canada ... earned most valuable player honors at the 2016 Pinky Lewis Invitational ... produced six triple-doubles (points, rebounds, blocks) while averaging 14 points, 11 rebounds and six blocks per game during the 2015-16 season at Clarkson Academy in Mississauga, Ontario, Canada.

Personal: Born June 18, 1997 in Kinshasa, the Democratic Republic of Congo ... son of Nicole and Jean Nsoseme ... has four sisters, Grace, Dora, Mirielle, and a brother, David ... left-handed ... named pronounced as "A-lee-el SO-sem-eh."

SEASON & CAREER STATISTICS

2017-18 SEASON		CAREER
3 vs. Savannah State, 11/10/17	Pts	3 vs. Savannah State, 11/10/17
3 vs. Savannah State, 11/10/17	FG Atts	3 vs. Savannah State, 11/10/17
1, 2x (last vs. Coppin State, 11/16/17)	FG Made	1, 2x (last vs. Coppin State, 11/16/17)
0	3PT-FG Atts	0
0	3PT-FG Made	0
5 vs. Savannah State, 11/10/17	FT Atts	5 vs. Savannah State, 11/10/17
1, 3x (last vs. Wyoming, 11/22/17)	FT Made	1, 3x (last vs. Wyoming, 11/22/17)
8 vs. Savannah State, 11/10/17	Rebs	8 vs. Savannah State, 11/10/17
2 vs. Coppin State, 11/16/17	Assts	2 vs. Coppin State, 11/16/17
1, 2x at UCLA, 12/16/17	Stls	1, 2x at UCLA, 12/16/17
4 at Xavier, 12/2/17	Blks	4 at Xavier, 12/2/17
13, 2x (last vs. Coppin State, 11/16/17)	Mins	13, 2x (last vs. Coppin State, 11/16/17)

MISCELLANEOUS STATISTICS

CATEGORY	2017-18	CAREER
Double-Figure Scoring Games	0	0
Double-Figure Rebounding Games	0	0
Double-Double Games	0	0
20-Point Scoring Games	0	0
Games Led UC in Scoring	0	0
Games Led UC in Rebounding	0	0
Games Led UC in Assists	0	0
Games With 3+ Assists	0	0
Games With 3+ Blocks	1	1
Games With 3+ Steals	0	0
Games With 3+ Three-Pointers	0	0


GAME-BY-GAME STATISTICS

2017-18 (FRESHMAN SEASON)

Opponent	Date	gs	min	Total		3-Pointers		Free throws		Rebounds		pf	a	t/o	blk	stl	pts	avg	
				fg-fga	pct	3fg-fga	pct	ft-fa	pct	off	def								
SAVANNAH STATE	11/10/17	13	1-3	.333	0-0	.000	1-5	.200	4	4	8	8.0	2	0	2	1	0	3	3.0
COPPIN STATE	11/16/17	13	1-1	1.000	0-0	.000	0-1	.000	1	4	5	6.5	3	2	1	0	0	2	2.5
vs Buffalo	11/20/17	0	0-0	.000	0-0	.000	0-0	.000	0	0	0	4.3	0	0	1	0	0	0	1.7
vs Richmond	11/21/17	7	0-0	.000	0-0	.000	0-1	.000	0	1	1	3.5	1	0	0	0	0	0	1.3
vs Wyoming	11/22/17	2	0-0	.000	0-0	.000	1-2	.500	0	0	0	2.8	0	0	0	0	0	1	1.2
ALABAMA STATE	11/27/17	8	0-0	.000	0-0	.000	0-1	.000	2	2	4	3.0	1	0	1	0	0	0	1.0
at Xavier	12/02/17	8	0-0	.000	0-0	.000	0-0	.000	0	3	3	3.0	2	1	0	4	1	0	0.9
vs Florida	12/09/17	1	0-0	.000	0-0	.000	0-0	.000	0	0	0	2.6	1	0	1	0	0	0	0.8
at UCLA	12/16/17	6	0-0	.000	0-0	.000	0-0	.000	0	1	1	2.4	0	0	0	0	1	0	0.7
UA-PINE BLUFF	12/19/17	7	0-0	.000	0-0	.000	0-0	.000	0	1	1	2.3	0	1	1	0	0	0	0.6
Totals		65	2-4	.500	0-0	.000	2-10	.200	7	16	23	2.3	10	4	7	5	2	6	0.6

CAREER STATISTICS

			Total		3-Point		F-Throws		Rebounds										Scoring	
Season	gp-gs	min/avg	fg-fga	pct	fg-fga	pct	ft-fa	pct	off	def	tot	avg	pf	fo	ast	to	blk	stl	pts	avg
2017-18	10-0	65/6.5	2-4	.500	0-0	.000	2-10	.200	7	16	23	2.3	10	0	4	7	5	2	6	0.6
TOTAL	10-0	65/6.5	2-4	.500	0-0	.000	2-10	.200	7	16	23	2.3	10	0	4	7	5	2	6	0.6



#24 KYLE WASHINGTON

FORWARD • 6-9 • 230 • SENIOR • 1L • CHAMPLIN, MINN. (NC STATE)

CONFERENCE AWARDS

- » Second Team (2016-17)
- » Player of the Week (12/5/16)
- » Weekly Honor Roll (6x: 2/13/17, 2/6/17, 1/16/17, 1/9/17, 11/28/16 & 11/21/16)

OTHER AWARDS

- » Lute Olson Award National Player of the Week (12/18/17)
- » Naismith Memorial Hall of Fame Tip-Off All-Tournament Team (2016)

MOMENTS

- » Scored a career-high 27 points on 11-of-18 shooting with a trio of threes & eight rebounds vs. UConn (2/4/17)
- » Posted 24 points on 11-of-13 shooting with six rebounds and three blocks vs. Bowling Green (12/4/16)
- » Posted 23 points on 8-of-15 shooting with 10 rebounds and four blocks against No. 21 Rhode Island (11/19/16)
- » Pulled down a career-high 17 rebounds vs. Penn State (11/20/16), most by a Bearcat since Cedric McGowan grabbed 20 rebounds vs. DePaul in 2006.
- » Scored in double figures nine times during 2014-15 season at NC State, including in six games against teams that later advanced to the NCAA Tournament
- » Recorded a double-double with 14 points and 10 rebounds as a freshman at No. 1 Syracuse (2/15/14)

2017-18 Season (Senior): Posted a season-high 19 points on 7-of-11 shooting while matching a career-high with four steals at UCLA (12/16) ... pored in 16 points on 8-of-15 shooting with five rebounds against Mississippi State (12/12) ... registered his first double-double of the season with 16 points and a game-high 11 rebounds against Wyoming (11/22) ... posted 14 points with seven rebounds and two blocks against Western Carolina (11/13).

2016-17 Season (Junior): Started 35 of 36 games played, averaging 12.9 points, 6.8 rebounds and 1.2 blocks while shooting 51.0 percent (184 of 361) from the field in 24.7 minutes ... named second team all-conference ... tabbed The American's Player of the Week (12/5) and The American's Weekly Honor Roll six times (11/21, 11/28, 1/9, 1/16, 2/6, 2/13) ... ranked among the conference leaders in field goal percentage (fifth at .510), double-doubles (tied for sixth with seven), blocks (tied for ninth at 1.2), rebounds (14th at 6.8) and points (17th at 12.9) ... registered four 20-point games ... led the team in double-figure games 24 times, scoring 13 times and rebounding 11 times ... named to the Naismith Memorial Hall of Fame Tip-Off All-Tournament Team after averaging a combined 19.5 points, 13.5 rebounds and 2.5 blocks against No. 21 Rhode Island (11/19) and Penn State (11/20) ... scored a career-high 27 points on 11-of-18 shooting with a trio of threes and eight rebounds vs. UConn (2/4) ... pulled down a career-high 17 rebounds against Penn State (11/20), the most by a Bearcat since Cedric McGowan grabbed 20 rebounds vs. DePaul in 2006 ... posted 24 points on 11-of-13 shooting with six rebounds and three blocks against Bowling Green (12/4) ... recorded 12 points, eight rebounds and four blocks against No. 24 Xavier (1/26).

2015-16 Season (Junior): Sat out the 2015-16 season due to NCAA transfer rules.

Prior to Cincinnati: Started 18 of 34 games as a sophomore at NC State in 2014-15, averaging 6.8 points and 4.1 rebounds in 17.8 minutes ... reached double figures in scoring in nine games, including six matchups against teams that participated in the NCAA Tournament ... scored a season-high 17 points twice, at Purdue (12/2/14) and against North Carolina (1/14/15) ... started 25 of 36 games as a freshman for the Wolfpack during the 2013-14 campaign, averaging 4.2 points and 4.0 rebounds in 19.9 minutes ... posted a double-double with a season-high 14 points and 10 rebounds at No. 1 Syracuse (2/15/14) ... pulled down seven rebounds and blocked four shots against North Carolina (2/26/14) ... ranked in the top 100 nationally by Rivals.com (93) and ESPN.com (97) ... averaged 12 points and 10 rebounds at Brewster Academy (New Hampshire) during the 2012-13 season ... helped lead the Bobcats to a 32-6 record and the 2013 NEPSAC championship ... averaged 15 points and 10 rebounds at The Hotchkiss School (Connecticut) during the 2011-12 season ... earned three varsity letters at Benilde-St. Margaret's School (Minnesota) from 2009-11.

Personal: Born Aug. 18, 1993 ... Son of Tami Hill-Washington and Curtis Washington ... has one brother, Tyler ... left-handed.

SEASON & CAREER STATISTICS

2017-18 SEASON

19 at UCLA, 12/16/17	Pts	27 vs. UConn, 2/4/17
15 vs. Mississippi State, 12/12/17	FG Atts	18 vs. UConn, 2/4/17
8, 2x (last vs. Mississippi State, 12/12/17)	FG Made	11, 2x (last vs. UConn, 2/4/17)
2 at UCLA, 12/16/17	3PT-FG Atts	5, 2x (last vs. UCF, 2/8/17)
1, 4x (last at UCLA, 12/16/17)	3PT-FG Made	3 vs. UConn, 2/4/17
6, 2x (last at UCLA, 12/16/17)	FT Atts	14 vs. Xavier, 1/26/17
6 vs. Buffalo, 11/20/17	FT Made	7 vs. Miami, 3/13/14•
11 vs. Wyoming, 11/22/17	Rebs	17 vs. Penn State, 11/20/16
1, 5x (last at UCLA, 12/16/17)	Assts	5, 2x (last at SMU, 2/12/17)
4 at UCLA, 12/16/17	Stls	4, 2x (last at UCLA, 12/16/17)
2, 4x (last at UCLA, 12/16/17)	Blks	4, 6x (last vs. Xavier, 1/26/17)
31 vs. Mississippi State, 12/12/17	Mins	38 at SMU, 2/12/17

MISCELLANEOUS STATISTICS

CATEGORY	2014-15•	2015-16•	2016-17	2017-18	CAREER
Double-Figure Scoring Games	4	9	23	7	43
Double-Figure Rebounding Games	3	2	7	1	13
Double-Double Games	1	2	7	1	11
20-Point Scoring Games	0	0	4	0	4
Games Led Team in Scoring	0	2	13	1	16
Games Led Team in Rebounding	4	9	11	1	25
Games Led Team in Assists	0	0	1	0	1
Games With 3+ Assists	0	1	2	0	3
Games With 3+ Blocks	2	5	6	0	13
Games With 3+ Steals	0	0	1	1	2
Games With 3+ Three-Pointers	0	0	1	0	1

•-Statistics from playing career at NC State

CAREER STATISTICS

			Total		3-Point		F-Throws		Rebounds										Scoring	
Season	gp-gs	min/avg	fg-fga	pct	fg-fga	pct	ft-fa	pct	off	def	tot	avg	pf	fo	ast	to	blk	stl	pts	avg
2013-14*	36-25	718/19.9	73-168	.435	0-2	.000	27-48	.563	29	110	139	3.9	77	1	16	35	21	6	173	4.8
2014-15*	34-18	604/17.8	98-210	.467	7-13	.538	28-39	.718	40	99	139	4.1	71	0	15	32	37	7	231	6.8
2016-17	36-35	889/24.7	184-361	.510	15-42	.357	81-114	.711	78	165	243	6.8	91	2	31	53	42	13	464	12.9
2017-18	12-10	252/21.0	49-92	.533	4-8	.500	22-31	.710	12	44	56	4.7	20	0	5	16	11	7	124	10.3
TOTAL	48-45	1141/23.8	233-453	.514	19-50	.380	103-145	.710	90	209	299	6.2	111	2	36	69	53	20	588	12.3
All*	118-88	2463/20.9	404-831	.486	26-65	.400	158-232	.681	159	418	577	4.9	259	3	67	136	111	33	992	8.4



#24 KYLE WASHINGTON

FORWARD • 6-9 • 230 • SENIOR • 1L • CHAMPLIN, MINN. (NC STATE)

GAME-BY-GAME STATISTICS

2017-18 (SENIOR SEASON AT CINCINNATI)


Opponent	Date	gs	min	Total		3-Pointers		Free throws		Rebounds				pf	a	tlo	blk	stl	pts	avg	
				fg-fga	pct	3fg-fga	pct	ft-fga	pct	off	def	tot	avg								
SAVANNAH STATE	11/10/17	*	16	2-3	.667	0-0	.000	1-1	1.000	0	4	4	4.0	3	0	2	0	0	5	5.0	
WESTERN CAROLINA	11/13/17		18	4-7	.571	1-1	1.000	5-5	1.000	1	6	7	5.5	2	0	3	2	0	14	9.5	
COPPIN STATE	11/16/17	*	20	5-11	.455	0-1	.000	1-4	.250	1	5	6	5.7	1	1	0	2	0	11	10.0	
vs Buffalo	11/20/17	*	24	3-8	.375	1-1	1.000	6-6	1.000	3	1	4	5.3	2	0	0	0	0	13	10.8	
vs Richmond	11/21/17		18	2-2	1.000	0-0	.000	2-2	1.000	1	1	2	4.6	2	1	2	0	1	6	9.8	
vs Wyoming	11/22/17	*	29	8-12	.667	0-0	.000	0-1	.000	4	7	11	5.7	3	1	1	2	0	16	10.8	
ALABAMA STATE	11/27/17	*	13	4-5	.800	0-0	.000	0-0	.000	2	3	5	5.6	0	0	0	0	0	8	10.4	
at Xavier	12/02/17	*	14	0-4	.000	0-1	.000	0-0	.000	0	2	2	5.1	1	0	0	1	0	0	9.1	
vs Florida	12/09/17	*	23	4-8	.500	1-1	1.000	2-2	1.000	0	4	4	5.0	3	0	4	1	1	11	9.3	
MISSISSIPPI ST.	12/12/17	*	31	8-15	.533	0-1	.000	0-0	.000	0	5	5	5.0	1	1	1	1	0	16	10.0	
at UCLA	12/16/17	*	29	7-11	.636	1-2	.500	4-6	.667	0	4	4	4.9	2	1	2	2	4	19	10.8	
UA-PINE BLUFF	12/19/17	*	17	2-6	.333	0-0	.000	1-4	.250	0	2	2	4.7	0	1	0	1	0	5	10.3	
Totals			10	252	49-92	.533	4-8	.500	22-31	.710	12	44	56	4.7	20	5	16	11	7	124	10.3

2014-15 (SOPHOMORE SEASON AT NC STATE)

Opponent	Date	S	Min	TOTAL		3PTERS		REBOUNDS				PF	FO	A	TO	Blk	Stl	Pts	Avg
				FG-FGA	Pct	3FG-FGA	Pct	FT-FTA	Pct	Off-Def-Tot	Avg								
JACKSON STATE	11/14/14	*	18	2-5	.400	0-0	.000	3-4	.750	0-9-9	9.0	1-0	1	1	2	0	0	7	7.0
HOFSTRA	11/17/14	*	21	1-6	.167	0-1	.000	0-1	.000	1-5-6	7.5	4-0	0	3	1	0	0	2	4.5
JACKSONVILLE	11/20/14	*	12	3-4	.750	0-0	.000	1-1	1.000	0-1-1	5.3	4-0	1	0	2	0	0	7	5.3
USF	11/23/14		16	4-10	.400	0-0	.000	0-0	.000	2-3-5	5.3	1-0	0	0	0	0	0	8	6.0
RICHMOND	11/26/14		27	3-6	.500	1-1	1.000	2-2	1.000	3-2-5	5.2	0-0	0	2	0	0	0	9	6.6
BOISE STATE	11/28/14		21	3-8	.375	0-1	.000	2-2	1.000	0-6-6	5.3	3-0	0	0	0	0	0	8	6.8
at Purdue	12/2/14		28	8-15	.533	1-1	1.000	0-0	.000	3-6-9	5.9	2-0	0	0	2	0	0	17	8.3
WAKE FOREST	12/6/14		20	3-5	.600	0-0	.000	0-1	.000	0-3-3	5.5	2-0	0	2	1	1	0	6	8.0
CHARLESTON SO.	12/12/14		17	2-4	.500	0-0	.000	0-0	.000	2-0-2	5.1	2-0	2	1	3	0	0	4	7.6
WOFFORD	12/14/14		20	1-7	.143	0-0	.000	0-0	.000	1-4-5	5.1	3-0	0	3	1	1	0	2	7.0
TENNESSEE	12/17/14	*	15	0-3	.000	0-1	.000	2-2	1.000	0-2-2	4.8	4-0	0	1	1	0	0	2	6.5
vs. West Virginia	12/20/14	*	30	1-3	.333	0-0	.000	3-4	.750	1-1-2	4.6	3-0	1	1	1	1	0	5	6.4
LOUISIANA TECH	12/23/14	*	24	5-8	.625	0-0	.000	1-1	1.000	2-8-10	5.0	3-0	0	1	1	1	1	11	6.8
CINCINNATI	12/30/14	*	22	4-10	.4000	0-0	.000	2-2	1.000	0-2-2	4.8	4-0	0	2	1	1	0	10	7.0
PITTSBURGH	1/3/15	*	10	0-3	.000	0-0	.000	0-0	.000	0-2-2	4.9	3-0	0	1	1	0	0	0	6.5
at Virginia	1/7/15	*	24	6-11	.545	1-3	.333	0-2	.000	3-7-10	5.2	2-0	0	2	0	0	0	13	6.9
DUKE	1/11/15	*	20	4-7	.571	1-1	1.000	0-0	.000	0-2-2	5.0	3-0	3	0	4	0	0	9	7.1
NORTH CAROLINA	1/14/15	*	30	8-14	.571	1-1	1.000	0-0	.000	2-1-3	4.9	3-0	1	1	1	1	0	17	7.6
at Florida State	1/17/15	*	24	4-8	.500	0-0	.000	0-0	.000	2-4-6	4.9	2-0	0	1	4	1	0	8	7.6
at Miami	1/22/15	*	16	4-9	.444	0-0	.000	0-0	.000	1-0-1	4.6	1-0	0	1	0	1	0	8	7.7
NOTRE DAME	1/25/15	*	23	6-8	.750	0-0	.000	0-0	.000	2-4-6	4.8	2-0	1	1	0	0	0	12	7.9
CLEMSON	1/28/15	*	14	1-6	.167	0-0	.000	1-2	.500	1-2-3	4.7	3-0	0	0	1	0	0	3	7.6
at Georgia Tech	1/31/15	*	35	5-12	.417	0-0	.000	4-4	1.000	2-3-5	4.7	4-0	1	1	0	1	0	14	7.9
at Wake Forest	2/3/15	*	13	1-2	.500	0-0	.000	0-0	.000	0-3-3	4.7	4-0	0	3	0	0	0	2	7.7
VIRGINIA	2/11/15	*	28	3-8	.375	1-2	.500	0-0	.000	3-3-6	4.7	0-0	0	2	3	1	0	7	7.6
at Louisville	2/14/15		7	1-3	.333	0-0	.000	0-0	.000	1-3-4	4.7	1-0	0	0	0	0	0	2	7.4
at North Carolina	2/24/15		13	0-3	.000	0-0	.000	0-0	.000	0-3-3	4.6	0-0	0	0	0	0	0	0	7.1
at Boston College	2/28/15		18	5-8	.625	0-0	.000	4-7	.571	3-4-7	4.7	1-0	0	1	0	0	0	14	7.4
SYRACUSE	3/7/15		6	0-1	.000	0-0	.000	0-0	.000	0-1-1	4.6	1-0	0	0	3	0	0	0	7.1
vs. Pittsburgh	3/11/15		5	0-0	.000	0-0	.000	0-0	.000	0-1-1	4.5	0-0	1	0	0	0	0	0	6.9
vs. Duke	3/12/15		3	1-2	.500	0-0	.000	0-0	.000	0-0-0	4.3	0-0	0	0	0	0	0	2	6.7
vs. LSU	3/19/15		12	4-5	.800	1-1	1.0000	0-0	.000	2-2-4	4.3	4-0	1	1	0	0	0	9	6.8
vs. Villanova	3/21/15		3	1-1	1.000	0-0	.000	0-0	.000	0-0-0	4.2	1-0	1	0	0	0	0	2	6.7
vs. Louisville	3/27/15		9	4-5	.800	0-0	.000	3-4	.750	0-1-1	4.1	3-0	0	1	0	0	0	11	6.8
Totals			18	604	98-210	.467	7-13	.538	28-39	.718	40-99-139	4.1	71-0	15	32	37	7	231	6.8

2016-17 (JUNIOR SEASON AT CINCINNATI)

Opponent	Date	gs	min	Total		3-Pointers		Free throws		Rebounds				pf	a	tlo	blk	stl	pts	avg	
				fg-fga	pct	3fg-fga	pct	ft-fga	pct	off	def	tot	avg								
BROWN	11/11/16	*	25	6-11	.545	0-2	.000	4-4	1.000	4	8	12	12.0	1	5	3	0	2	16	16.0	
ALBANY	11/14/16	*	20	6-8	.750	0-0	.000	1-5	.200	2	1	3	7.5	3	0	0	0	13	14.5		
vs Rhode Island	11/19/16	*	37	8-15	.533	2-3	.667	5-6	.833	3	7	10	8.3	3	0	2	4	1	23	17.3	
vs Penn State	11/20/16	*	34	7-16	.438	0-0	.000	2-2	1.000	3	14	17	10.5	3	2	4	1	0	16	17.0	
SAMFORD	11/23/16	*	22	8-11	.727	0-0	.000	2-2	1.000	5	7	12	10.8	4	1	1	3	0	18	17.2	
LIPSCOMB	11/26/16	*	23	6-9	.667	0-0	.000	3-5	.600	1	1	2	9.3	3	2	1	1	1	15	16.8	
at Iowa State	12-01-16	*	31	6-15	.400	1-3	.333	0-1	.000	4	6	10	9.4	3	1	1	1	0	13	16.3	
BOWLING GREEN	12/04/16	*	23	11-13	.846	0-0	.000	2-2	1.000	1	5	6	9.0	2	0	1	3	0	24	17.3	
at Butler	12/10/16	*	19	2-8	.250	2-4	.500	1-2	.500	0	0	0	8.0	5	0	1	0	0	7	16.1	
TEXAS SOUTHERN	12/13/16		18	4-8	.500	0-0	.000	0-2	.000	1	8	9	8.1	0	1	0	1	1	8	15.3	
FAIRLEIGH DICKINSON	12/17/16	*	21	6-7	.857	0-0	.000	0-0	.000	2	6	8	8.1	0	0	5	0	0	12	15.0	
MARSHALL	12/22/16	*	14	4-9	.444	0-0	.000	0-0	.000	3	2	5	7.8	1	0	2	1	0	8	14.4	
at Temple	12/28/16	*	18	2-9	.222	1-3	.333	1-2	.500	3	4	7	7.8	1	0	1	1	0	6	13.8	
TULANE	01/01/17	*	23	3-5	.600	0-0	.000	3-3	1.000	0	3	3	7.4	1	4	1	1	2	9	13.4	
at Houston	1/7/17	*	34	8-17	.471	1-3	.333	2-4	.500	2	7	9	7.5	3	0	2	2	1	19	13.8	
SMU	01/12/17	*	28	5-7	.714	1-1	1.000	0-0	.000	1	4	5	7.4	2	3	2	3	0	11	13.6	
at East Carolina	01/15/17	*	26	6-15	.400	0-0	.000	4-4	1.000	3	8	11	7.6	1	0	1	3	0	16	13.8	
TEMPLE	01/18/17	*	22	7-14	.500	0-0	.000	2-2	1.000	3	1	4	7.4	1	0	2	1	0	16	13.9	
at Tulane	01/21/17	*	9	2-3	.667	0-0	.000	0-0	.000	1	0	1	7.1	5	1	1	1	0	4	13.4	
XAVIER	01/26/17	*	28	4-8	.500	0-0	.000	4-14	.286	3	5	8	7.1	3	1	2	4	0	12	13.3	
USF	01/29/17	*	17	5-7	.714	0-0	.000	3-4	.750	1	2	3	6.9	1	0	1	1	0	13	13.3	
at Tulsa	02/01/17	*	23	3-7	.429	0-0	.000	4-4	1.000	2	6	8	7.0	4	1	3	0	0	10	13.1	
UCONN	02/04/17	*	30	11-18	.611	3-5	.600	2-2	1.000	0	8	8	7.0	4	2	3	0	0	27	13.7	
UCF	02/08/17	*	33	6-13	.462	2-5	.400	0-0	.000	4	7	11	7.2	2	1	2	4	0	14	13.8	
at SMU	02/12/17	*	38	4-11	.364	1-4	.250	2-3	.667	3	3	6	7.1	4	0	2	2	1	11	13.6	
at USF	02/15/17	*	26	4-11	.364	0-0	.000	5-6	.833	6	3	9	7.2	1	1	0	2	0	13	13.6	
TULSA	02/18/17	*	31	7-9	.778	0-0	.000	4-7	.571	1	5	6	7.1	3	1	1	2	1	18	13.8	
MEMPHIS	02/23/17	*	25	5-7	.714	0-0	.000	6-6	1.000	1	5	6	7.1	4	0	1	0	0	16	13.9	
at UCF	2/26/17	*	30	3-15	.200	1-2	.500	0-0	.000	2	7	9	7.2	2	0	1	0	0	7	13.6	
HOUSTON	03/02/17	*	27	3-11	.273	0-1	.000	3-3	1.000	4	3	7	7.2	3	1	3	0	0	9	13.5	
at UConn	3/5/17	*	21	2-6	.333	0-1	.000	3-4	.750	2	4	6	7.1	4	2	1	0	1	7	13.3	
vs Tulsa	3/10/17	*	24	8-10	.800	0-0	.000	5-5	1.000	2	4	6	7.1	2	0	0	0	0	21	13.5	
at UConn	3/11/17	*	15	0-5	.000	0-1	.000	0-0	.000	0	1	1	6.9	4	0	0	0	0	0	13.1	
vs SMU	3/12/17	*	24	5-7	.714	0-1	.000	2-2	1.000	3	2	5	6.9	4	0	1	0	0	12	13.1	
vs Kansas State	03/17/17	*	21	5-6	.833	0-0	.000	6-8	.750	1	3	4	6.8	2	1	1	0	0	16	13.1	
vs UCLA	03/19/17	*	29	2-10	.200	0-3	.000	0-0	.000	1	5	6	6.8	2	0	1	0	0	4	12.9	
Totals			35	889	184.6	510	15-42	337	81-114	.711	78	165	243	6.8	91	31	53	42	13	464	12.9



#31 SAM MARTIN

GUARD • 5-10 • 160 • FRESHMAN • HS • CINCINNATI, OHIO (SUMMIT COUNTRY DAY)

2017-18 Season (Freshman): Collected his first collegiate points with a pair of free throws against Richmond (11/21).

Prior to Cincinnati: Averaged 15.4 points 3.0 rebounds, 2.8 assists and 2.4 steals as a senior at Summit Country Day ... helped guide the Silver Knights to a 26-1 record and regional championship appearance in 2016-17 ... named an Associated Press Division III second team all-state selection as a senior ... chosen Miami Valley Conference Player of the Year and league first team accolades as a junior and senior ... helped lead Summit Country Day to a pair of soccer state titles as a junior and senior, combining for a 42-4-1 record ... tallied 38 goals, 24 assists and 100 points as a senior ... named all-midwest region, all-state first team and all-southwest Ohio first team selection as a senior ... set records during 2016 for most goals in a state championship game, most goals in a state semifinal game and most goals and most points in the city ... played basketball for his father, Scott, at St. Xavier High School as a freshman and sophomore.

Personal: Born Nov. 16, 1998 in Cincinnati, Ohio ... son of Carrie and Scott Martin ... has two sisters, Rachel and Lily ... his father, Scott, played basketball at Rollins College (1988-91) ... right-handed.

SEASON & CAREER STATISTICS

2017-18 SEASON		CAREER
2 vs. Richmond, 11/21/17	Pts	2 vs. Richmond, 11/21/17
1 vs. Western Carolina, 11/13/17	FG Atts	1 vs. Western Carolina, 11/13/17
0	FG Made	0
1 vs. UA-Pine Bluff, 12/19/17	3PT-FG Atts	1 vs. UA-Pine Bluff, 12/19/17
0	3PT-FG Made	0
2 vs. Richmond, 11/21/17	FT Atts	2 vs. Richmond, 11/21/17
2 vs. Richmond, 11/21/17	FT Made	2 vs. Richmond, 11/21/17
0	Rebs	0
0	Assts	0
0	Stls	0
0	Blks	0
2, 2x (last vs. UA-Pine Bluff, 12/19/17)	Mins	2, 2x (last vs. UA-Pine Bluff, 12/19/17)

MISCELLANEOUS STATISTICS

CATEGORY	2017-18	CAREER
Double-Figure Scoring Games	0	0
Double-Figure Rebounding Games	0	0
Double-Double Games	0	0
20-Point Scoring Games	0	0
Games Led UC in Scoring	0	0
Games Led UC in Rebounding	0	0
Games Led UC in Assists	0	0
Games With 3+ Assists	0	0
Games With 3+ Blocks	0	0
Games With 3+ Steals	0	0
Games With 3+ Three-Pointers	0	0


GAME-BY-GAME STATISTICS

2017-18 (FRESHMAN SEASON)

Opponent	Date	gs	min	Total		3-Pointers		Free throws		Rebounds				pf	a	tlo	blk	stl	pts	avg
				fg-fga	pct	3fg-fga	pct	ft-fa	pct	off	def	tot	avg							
SAVANNAH STATE	11/10/17	1	0-0	.000	0-0	.000	0-0	.000	0-0	0	0	0	0.0	0	0	0	0	0	0	0.0
WESTERN CAROLINA	11/13/17	1	0-1	.000	0-0	.000	0-0	.000	0-0	0	0	0	0.0	0	0	0	0	0	0	0.0
COPPIN STATE	11/16/17	1	0-0	.000	0-0	.000	0-0	.000	0-0	0	0	0	0.0	0	0	0	0	0	0	0.0
vs Richmond	11/21/17	2	0-0	.000	0-0	.000	2-2	1.000	0-0	0	0	0	0.0	2	0	0	0	0	2	0.5
vs Wyoming	11/22/17	1	0-0	.000	0-0	.000	0-0	.000	0-0	0	0	0	0.0	1	0	1	0	0	0	0.4
ALABAMA STATE	11/27/17	1	0-0	.000	0-0	.000	0-0	.000	0-0	0	0	0	0.0	0	0	0	0	0	0	0.3
UA-PINE BLUFF	12/19/17	2	0-1	.000	0-1	.000	0-0	.000	0-0	0	0	0	0.0	0	0	0	1	0	0	0.3
Totals		0	9	0-2	.000	0-1	.000	2-2	1.000	0	0	0	0.0	3	0	2	0	0	2	0.3

CAREER STATISTICS

			Total		3-Point		F-Throws		Rebounds										Scoring	
Season	gp-gs	min/avg	fg-fga	pct	fg-fga	pct	ft-fa	pct	off	def	tot	avg	pf	fo	ast	to	blk	stl	pts	avg
2017-18	7-0	9/1.3	0-2	.000	0-1	.000	2-2	1.000	0	0	0	0.0	3	0	0	2	0	0	2	0.3
TOTAL	7-0	9/1.3	0-2	.000	0-1	.000	2-2	1.000	0	0	0	0.0	3	0	0	2	0	0	2	0.3



#32 JON KOZ

GUARD • 6-1 • 190 • SOPHOMORE • 1L • CLEVELAND, OHIO/BAY HIGH SCHOOL

2016-17 Season (Freshman): Played in six games as a reserve, averaging 0.0 points, 0.3 rebounds and 0.3 assists in 1.7 minutes ... grabbed one rebound and handed out one assist against both Bowling Green (12/4) and USF (1/29) ... attempted one shot against Texas Southern (12/13) and USF (1/29) ... played a season-high three minutes against USF (1/29) ... named to Bearcats Academic Honor Roll for both the 2016 fall and 2017 spring semesters.

Prior to Cincinnati: Averaged 21.6 points, 4.8 rebounds and 2.4 assists as a senior at Bay High School, helping lead the Rockets to a 25-4 record and the school's first appearance in the Division II state semifinals ... set the school record for career points (1,279) and points in a season (604 as a senior) ... named the Great Lakes Conference Most Valuable Player in 2015-16 ... named all-state twice and all-conference three times ... helped lead Bay High School to two conference championships ... three-year starting quarterback on football team, missed most of senior campaign due to injury but still helped the Rockets to a 10-win season ... guided the team to the school's first playoff wins as a junior ... coached in basketball by Jared Shetzer and football by Ron Rutt

Personal: Born December 19, 1997 in Cleveland, Ohio ... son of Courtney and John Koz ... has three sisters: Chloe, Claudia and Kayla ... his cousin, Matt Koz, wrestled at Chattanooga ... his dad played football at Baldwin Wallace ... right-handed ... pronunciation of last name rhymes with nose.

SEASON & CAREER STATISTICS

2017-18 SEASON

	CAREER
0	Pts 0
0	FG Atts 1 vs. USF, 1/29/17
0	FG Made 0
0	3PT-FG Atts 1, 2x (last vs. USF, 1/29/17)
0	3PT-FG Made 0
0	FT Atts 0
0	FT Made 0
0	Rebs 1, 2x (last vs. USF, 1/29/17)
1 vs. Alabama State, 11/27/17	Assts 1, 3x (last vs. Alabama State, 11/27/17)
0	Stls 0
0	Blks 0
1, 5x (last vs. UA-Pine Bluff, 12/19/17)	Mins 3 vs. USF, 1/29/17

MISCELLANEOUS STATISTICS

CATEGORY	2016-17	2017-18	CAREER
Double-Figure Scoring Games	0	0	0
Double-Figure Rebounding Games	0	0	0
Double-Double Games	0	0	0
20-Point Scoring Games	0	0	0
Games Led UC in Scoring	0	0	0
Games Led UC in Rebounding	0	0	0
Games Led UC in Assists	0	0	0
Games With 3+ Assists	0	0	0
Games With 3+ Blocks	0	0	0
Games With 3+ Steals	0	0	0
Games With 3+ Three-Pointers	0	0	0

GAME-BY-GAME STATISTICS

2017-18 (SOPHOMORE SEASON)

Opponent	Date	gs	min	Total	3-Pointers	Free throws	Rebounds												
				fg-fga	pct	3fg-fga	pct	ft-fga	pct	off	def	tot	avg	pf	a	to	blk	stl	pts
SAVANNAH STATE	11/10/17	1	0-0	.000	0-0	.000	0-0	.000	0	0	0	0.0	0	0	0	0	0	0	0.0
WESTERN CAROLINA	11/13/17	1	0-0	.000	0-0	.000	0-0	.000	0	0	0	0.0	0	0	0	0	0	0	0.0
COPPIN STATE	11/16/17	1	0-0	.000	0-0	.000	0-0	.000	0	0	0	0.0	0	0	0	0	0	0	0.0
ALABAMA STATE	11/27/17	1	0-0	.000	0-0	.000	0-0	.000	0	0	0	0.0	0	1	0	0	0	0	0.0
UA-PINE BLUFF	12/19/17	1	0-0	.000	0-0	.000	0-0	.000	0	0	0	0.0	0	0	0	0	0	0	0.0
Totals		0	5	0-0	.000	0-0	.000	0-0	.000	0	0	0	0.0	0	1	0	0	0	0.0

2016-17 (FRESHMAN SEASON)

Opponent	Date	gs	min	Total	3-Pointers	Free throws	Rebounds												
				fg-fga	pct	3fg-fga	pct	ft-fga	pct	off	def	tot	avg	pf	a	to	blk	stl	pts
ALBANY	11/14/16	1	0-0	.000	0-0	.000	0-0	.000	0	0	0	0.0	0	0	0	0	0	0	0.0
BOWLING GREEN	12/04/16	1	0-0	.000	0-0	.000	0-0	.000	0	1	1	0.5	0	1	0	0	0	0	0.0
TEXAS SOUTHERN	12/13/16	1	0-1	.000	0-1	.000	0-0	.000	0	0	0	0.3	0	0	0	0	0	0	0.0
FAIRLEIGH DICKINSON	12/17/16	2	0-0	.000	0-0	.000	0-0	.000	0	0	0	0.3	0	0	0	0	0	0	0.0
TULANE	01/01/17	2	0-0	.000	0-0	.000	0-0	.000	0	0	0	0.2	0	0	0	0	0	0	0.0
USF	01/29/17	3	0-1	.000	0-1	.000	0-0	.000	0	1	1	0.3	0	1	0	0	0	0	0.0
Totals		0	10	0-2	.000	0-2	.000	0-0	.000	0	2	2	0.3	0	2	0	0	0	0.0

CAREER STATISTICS

Season	gp-gs	min/avg	Total	3-Point	F-Throws	Rebounds														Scoring
			fg-fga	pct	fg-fga	pct	ft-fga	pct	off	def	tot	avg	pf	fo	ast	to	blk	stl	pts	avg
2016-17	6-0	10/1.7	0-2	.000	0-2	.000	0-0	.000	0	2	2	0.3	0	0	2	0	0	0	0	0.0
2017-18	5-0	5/1.0	0-0	.000	0-0	.000	0-0	.000	0	0	0	0.0	0	0	1	0	0	0	0	0.0
TOTAL	11-0	15/1.4	0-2	.000	0-2	.000	0-0	.000	0	2	2	0.2	0	0	3	0	0	0	0	0.0



#33 NYSIER BROOKS

CENTER • 6-11 • 250 • SOPHOMORE • 1L • PHILADELPHIA, PA. (ADVANCED PREP INTERNATIONAL [TEXAS])

2017-18 Season (Sophomore): Scored seven points in 16 minutes against Arkansas-Pine Bluff (12/19) ... pulled down a career-best eight rebounds in his first career start against Western Carolina (11/13) ... grabbed seven rebounds in 11 minutes against Savannah State (11/10).

2016-17 Season (Freshman): Played in 33 games as a reserve, averaging 2.4 points, 1.6 rebounds and 0.7 blocks in 8.5 minutes ... scored 10 points on 4-of-5 shooting with four rebounds and three blocks against Samford (11/23) ... tallied eight points in a season-high 16 minutes against USF (1/29) ... grabbed a season-high five rebounds at UConn (3/5) ... recorded a season-best five blocks with four rebounds at East Carolina (1/15) ... had eight points with three rebounds against Fairleigh Dickinson (12/17) ... named to the Dean's List and Bearcats Honor Roll for the 2017 spring semester.

Prior to Cincinnati: Averaged eight points, eight rebounds and three assists in 2015-16 with Advanced Prep International ... posted double-double numbers at Life Center Academy (Burlington, New Jersey) during the 2014-15 season, averaging 12 points and 10 rebounds to go along with four blocks ... tabbed a three-star prospect according to all recruiting sites.

Personal: Born Dec. 5, 1996 in Philadelphia, Pennsylvania ... son of Monique Brooks and John Mitchell ... guardian is James Johns ... Has four brothers: Nyeem Brooks, Nymier Brooks, Knoney Mitchell and Ethan Mitchell as well as four sisters: Napree Brooks, Brittany Mitchell, Kaniyah Mitchell and Nyeera Mitchell ... right-handed ... first name pronounced "nah-SEER."

SEASON & CAREER STATISTICS

2017-18 SEASON				CAREER			
9 vs. Alabama State, 11/27/17	Pts			10 vs. Samford, 11/23/16			
5 vs. Western Carolina, 11/13/17	FG Atts			5, 3x (last vs. Western Carolina, 11/13/17)			
3 vs. Alabama State, 11/27/17	FG Made			4 vs. Samford, 11/23/16			
0	3PT-FG Atts			0			
0	3PT-FG Made			0			
6 vs. Alabama State, 11/27/17	FT Atts			6 vs. Alabama State, 11/27/17			
3, 2x (last vs. UA-Pine Bluff, 12/19/17)	FT Made			3, 2x (last vs. UA-Pine Bluff, 12/19/17)			
8 vs. Western Carolina, 11/13/17	Rebs			8 vs. Western Carolina, 11/13/17			
2 vs. Western Carolina, 11/13/17	Assts			2 vs. Western Carolina, 11/13/17			
2 vs. Wyoming, 11/22/17	Stls			2 vs. Wyoming, 11/22/17			
2 at Xavier, 12/2/17	Blks			5 at East Carolina, 1/15/17			
16, 2x (last vs. UA-Pine Bluff, 12/19/17)	Mins			16, 2x (last vs. UA-Pine Bluff, 12/19/17)			

MISCELLANEOUS STATISTICS

CATEGORY	2016-17	2017-18	CAREER
Double-Figure Scoring Games	1	0	1
Double-Figure Rebounding Games	0	0	0
Double-Double Games	0	0	0
20-Point Scoring Games	0	0	0
Games Led UC in Scoring	0	0	0
Games Led UC in Rebounding	0	1	1
Games Led UC in Assists	0	0	0
Games With 3+ Assists	0	0	0
Games With 3+ Blocks	2	0	2
Games With 3+ Steals	0	0	0
Games With 3+ Three-Pointers	0	0	0

GAME-BY-GAME STATISTICS

2017-18 (SOPHOMORE SEASON)

Opponent	Date	gs	min	Total			3-Pointers			Free throws			Rebounds			pf	a	tlo	blk	stl	pts	avg
				fg	fga	pct	3fg	3fga	pct	ft	fta	pct	off	def	tot							
SAVANNAH STATE	11/10/17	11	1-3	333	0-0	.000	1-2	.500	2	5	7	7.0	1	0	0	1	1	3	3.0			
WESTERN CAROLINA	11/13/17	* 12	2-5	400	0-0	.000	0-0	.000	4	4	8	7.5	2	2	0	1	1	4	3.5			
COPPIN STATE	11/16/17	9	1-1	1,000	0-0	.000	0-0	.000	0	2	2	5.7	1	1	1	0	0	2	3.0			
vs Buffalo	11/20/17	16	0-1	.000	0-0	.000	2-2	1.000	0	2	2	4.8	0	0	0	0	0	1	2.8			
vs Richmond	11/21/17	* 15	1-2	500	0-0	.000	0-0	.000	0	1	1	4.0	2	0	2	1	0	2	2.6			
vs Wyoming	11/22/17	10	0-1	.000	0-0	.000	2-2	1.000	1	1	2	3.7	2	0	1	0	2	2	2.5			
ALABAMA STATE	11/27/17	13	3-3	1,000	0-0	.000	3-6	.500	1	0	1	3.3	1	0	0	0	0	9	3.4			
at Xavier	12/02/17	6	0-1	.000	0-0	.000	0-0	.000	0	0	0	2.9	0	0	0	2	1	0	3.0			
vs Florida	12/09/17	3	1-1	1,000	0-0	.000	0-0	.000	0	2	2	2.8	2	0	0	0	0	2	2.9			
MISSISSIPPI ST.	12/12/17	8	0-0	.000	0-0	.000	0-0	.000	0	1	1	2.6	0	0	0	0	0	0	2.6			
at UCLA	12/16/17	5	1-1	1,000	0-0	.000	0-0	.000	0	1	1	2.5	4	0	0	0	0	2	2.5			
UA-PINE BLUFF	12/19/17	16	2-3	.667	0-0	.000	3-4	.750	0	1	1	2.3	3	0	0	0	0	7	2.9			
Totals		2	124	12-22	.545	0-0	.000	11-16	.688	8	20	28	2.3	18	3	6	4	6	35	2.9		

2016-17 (FRESHMAN SEASON)

Opponent	Date	gs	min	Total		3-Pointers		Free Throws		Rebounds					pf	a	tlo	blk	stl	pts	avg
				fg	ga	3pt	fga	ft	fta	off	def	tot	avg								
BROWN	11/11/16	8	0-0	.000	0-0	.000	1-2	.500	0	1	1	1.0	2	0	0	0	0	1	1.0		
ALBANY	11/14/16	7	0-1	.000	0-0	.000	1-2	.500	0	1	1	1.0	2	1	0	1	0	1	1.0		
vs Rhode Island	11/19/16	1	0-0	.000	0-0	.000	1-2	.500	0	0	0	0.7	0	0	1	0	0	1	1.0		
vs Penn State	11/20/16	4	0-2	.000	0-0	.000	0-0	.000	0	1	1	0.8	2	0	0	1	0	0	0.8		
SAMFORD	11/23/16	15	4-5	800	0-0	.000	2-3	.667	2	2	4	1.4	0	0	1	3	1	10	2.6		
LIPSCOMB	11/26/16	9	2-4	.500	0-0	.000	1-1	1.000	0	0	0	1.2	2	0	0	0	0	5	3.0		
at Iowa State	12-01-16	8	1-1	1,000	0-0	.000	0-0	.000	3	1	4	1.6	1	0	2	0	0	2	2.9		
BOWLING GREEN	12/04/16	13	2-3	.667	0-0	.000	2-4	.500	1	0	1	1.5	3	0	0	0	0	6	3.3		
at Butler	12/10/16	1	0-0	.000	0-0	.000	0-0	.000	0	0	0	1.3	0	0	0	0	0	0	2.9		
TEXAS SOUTHERN	12/13/16	10	2-3	.667	0-0	.000	2-2	1.000	0	2	2	1.4	2	0	0	1	0	6	3.2		
FAIRLEIGH DICKINSON	12/17/16	15	3-5	600	0-0	.000	2-4	.500	1	2	3	1.5	2	0	0	1	1	8	3.6		
MARSHALL	12/22/16	10	1-2	500	0-0	.000	0-0	.000	0	0	0	1.4	1	0	0	1	0	2	3.5		
at Temple	12/28/16	3	0-1	.000	0-0	.000	0-0	.000	1	1	2	1.5	2	0	1	1	0	0	3.2		
TULANE	01/01/17	15	2-3	.667	0-0	.000	1-2	.500	0	1	1	1.4	5	0	1	1	0	5	3.4		
at Houston	1/7/17	5	0-0	.000	0-0	.000	0-0	.000	0	1	1	1.4	1	0	1	0	0	0	3.1		
SMU	01/12/17	2	0-0	.000	0-0	.000	0-0	.000	0	0	0	1.3	1	0	0	0	0	0	2.9		
at East Carolina	01/15/17	13	1-3	.333	0-0	.000	0-0	.000	1	3	4	1.5	1	0	2	5	1	2	2.9		
TEMPLE	01/18/17	9	1-1	1,000	0-0	.000	0-0	.000	1	0	1	1.4	1	0	0	2	0	2	2.8		
at Tulane	01/21/17	12	0-1	.000	0-0	.000	0-0	.000	2	1	3	1.5	4	1	3	0	0	0	2.7		
XAVIER	01/26/17	12	2-3	.667	0-0	.000	0-0	.000	2	1	3	1.6	4	0	0	2	0	4	2.8		
USF	01/29/17	16	3-3	1,000	0-0	.000	2-4	.500	0	1	1	1.6	2	0	3	0	0	8	3.0		
at SMU	02/12/17	1	0-0	.000	0-0	.000	0-0	.000	0	0	0	1.5	0	0	0	1	0	0	2.9		
at USF	02/15/17	5	0-0	.000	0-0	.000	1-4	.250	0	1	1	1.5	0	0	0	0	0	1	2.8		
TULSA	02/18/17	8	1-2	500	0-0	.000	1-2	.500	1	1	2	1.5	4	0	2	1	0	3	2.8		
MEMPHIS	02/23/17	8	1-1	1,000	0-0	.000	2-2	1.000	1	1	2	1.5	1	0	0	0	0	4	2.8		
at UCF	2/26/17	6	1-1	1,000	0-0	.000	0-0	.000	0	1	1	1.5	1	0	0	0	0	2	2.8		
HOUSTON	03/02/17	6	0-0	.000	0-0	.000	0-0	.000	0	2	2	1.5	0	0	0	1	0	0	2.7		
at UConn	3/5/17	7	0-1	.000	0-0	.000	0-0	.000	0	0	0	1.5	2	0	0	1	0	0	2.6		
vs Tulsa	3/10/17	12	0-2	.000	0-0	.000	0-0	.000	1	2	3	1.5	3	0	1	0	0	0	2.5		
at UConn	3/11/17	13	0-1	.000	0-0	.000	3-4	.750	2	3	5	1.6	4	0	0	0	0	3	2.5		
vs SMU	3/12/17	4	0-2	.000	0-0	.000	0-0	.000	1	1	2	1.6	0	0	0	0	0	0	2.5		
vs Kansas State	03/17/17	11	0-1	.000	0-0	.000	1-2	.500	0	1	1	1.6	2	0	0	0	0	1	2.4		
vs UCLA	03/19/17	10	1-1	1,000	0-0	.000	0-0	.000	0	1	1	1.6	0	0	0	0	0	2	2.4		
Totals		0	279	28-53	.528	0-0	.000	23-40	.575	20	33	53	1.6	55	2	19	22	4	79	2.4	

CAREER STATISTICS

			Total		3-Point		F-Throws		Rebounds											Scoring	
Season	gp-gs	min/avg	fg-fga	pct	fg-fga	pct	ft-fga	pct	off	def	tot	avg	pf	fo	ast	to	blk	stl	pts	avg	
2016-17	33-0	279/8.5	28-53	.528	0-0	.000	23-40	.575	20	33	53	1.6	55	1	2	19	22	4	79	2.4	
2017-18	12-2	124/10.3	12-22	.545	0-0	.000	11-16	.688	8	20	28	2.3	18	0	3	6	4	6	35	2.9	
TOTAL	45-2	403/9.0	40-75	.533	0-0	.000	34-56	.607	28	53	81	1.8	73	1	5	25	26	10	114	2.5	



#34 JARRON CUMBERLAND

GUARD • 6-5 • 215 • SOPHOMORE • 1L • WILMINGTON, OHIO (WILMINGTON HIGH SCHOOL)

CONFERENCE AWARDS

- » All-Rookie Team (2016-17)
- » Co-Sixth Man of the Year (2016-17)
- » Player of the Week (1/30/17)
- » Rookie of the Week (3x: 3/6/16; 1/2/17 & 12/19/16)

MOMENTS

- » Scored a season-high 26 points with six three-pointers and four steals in 20 minutes against USF (1/29/17)
- » Netted 13 of his 15 points in the second half against No. 24 Xavier (1/26/17)
- » Tallied 15 points against UCLA (3/19/17) in the second round of the NCAA Tournament

2017-18 Season (Sophomore): Tallied 10 points and tied a career-high with five assists at UCLA (12/16) ... scored 14 of his 15 points in the second half at Xavier (12/2) ... led the Bearcats in points (19) and rebounds (nine) against Coppin State (11/16) ... scored 20 points on 6-of-9 shooting with four threes against Western Carolina (11/13) ... pulled down seven rebounds to go with 10 points and five assists against Savannah State (11/10).

2016-17 Season (Freshman): Played in 35 games as a reserve, averaging 8.3 points, 2.4 rebounds, 1.5 assists and 1.0 steals in 19.1 minutes ... named to The American's All-Rookie Team and selected as The American's Co-Sixth Man of the Year with SMU's Ben Emelogu ... named league's player of the week after a pair of strong performances: scoring a season-high 26 points on 8-of-11 shooting with a season-best six three-pointers against USF (1/29) and tallying 15 points, including 13 in the second half, against No. 24 Xavier (1/26) ... named league's rookie of the week three times ... netted 19 points with a trio of threes against Tulane (1/1) ... tallied 17 points on 4-of-6 shooting from the field and 8-of-10 shooting from the foul line against Lipscomb (11/26) ... shot 52.6 percent (22 of 42) from the field while averaging 11.6 points in five postseason games ... scored in double figures in 14 games ... led the team in scoring in six games.

Prior to Cincinnati: Averaged 29.6 points, 7.4 rebounds, 3.6 steals and 3.2 assists while shooting 57.4 percent (303 of 528) from the field as a senior at Wilmington High School ... helped lead the Hurricane to a 27-2 record and the semifinals of the OHSAA Division I playoffs ... finished as the school's all-time leading scorer with 2,383 points ... posted a school-record 52 points against Washington Court House (2/11/16) ... named a finalist for the Ohio Mr. Basketball Award and a McDonald's All-American nominee ... scored a team-high 15 points and was named most valuable player of the 2016 Ohio-Kentucky All-Star game ... averaged 24.5 points, 7.5 rebounds and 3.3 assists as a junior ... averaged 17.8 points, 5.4 rebounds, 2.0 assists and 1.8 steals during AAU action with King James (Ohio) during the 2015 summer, later earning Third Team All-Peach Jam honors during Nike EYBL action ... earned First Team Associate Press Division I All-Ohio honors as a junior and senior ... ranked at No. 55 on ESPN's Top 100 prospects list ... tabbed as a four-star prospect by Rivals.com, Scout.com and 247 Sports.

Personal: Born Sept. 22, 1997 in Wilmington, Ohio ... son of Cheryl and Scott Cumberland ... has two sisters, Ebony and Chasity ... right-handed ... first name pronounced JAIR-in.

SEASON & CAREER STATISTICS

2017-18 SEASON

		CAREER
20 vs. Western Carolina, 11/13/17	Pts	26 vs. USF, 1/29/17
14 vs. Coppin State, 11/16/17	FG Atts	14 vs. Coppin State, 11/16/17
7 vs. Coppin State, 11/16/17	FG Made	8 vs. USF, 1/29/17
10 vs. Coppin State, 11/16/17	3PT-FG Atts	10 vs. Coppin State, 11/16/17
4, 2x (last vs. Coppin State, 11/16/17)	3PT-FG Made	6 vs. USF, 1/29/17
6 vs. Mississippi State, 12/12/17	FT Atts	10 vs. Lipscomb, 11/26/16
4, 2x (last vs. Mississippi State, 12/12/17)	FT Made	8 vs. Lipscomb, 11/26/16
9 vs. Coppin State, 11/16/17	Rebs	9 vs. Coppin State, 11/16/17
5, 2x (last at UCLA, 12/16/17)	Assts	5, 4x (last at UCLA, 12/16/17)
2 vs. Richmond, 11/21/17	Stls	5 vs. SMU, 3/12/17
2 vs. Florida, 12/9/17	Blks	2 vs. Florida, 12/9/17
33 vs. Buffalo, 11/20/17	Mins	33 vs. Buffalo, 11/20/17

MISCELLANEOUS STATISTICS

CATEGORY	2016-17	2017-18	CAREER
Double-Figure Scoring Games	14	7	21
Double-Figure Rebounding Games	0	0	0
Double-Double Games	0	0	0
20-Point Scoring Games	1	1	2
Games Led UC in Scoring	6	2	8
Games Led UC in Rebounding	1	1	2
Games Led UC in Assists	2	2	4
Games With 3+ Assists	5	4	9
Games With 3+ Blocks	0	0	0
Games With 3+ Steals	4	0	4
Games With 3+ Three-Pointers	5	2	7

CAREER STATISTICS

			Total		3-Point		F-Throws		Rebounds											Scoring	
Season	gp-gs	min/avg	fg-fga	pct	fg-fga	pct	ft-fga	pct	off	def	tot	avg	pf	fo	ast	to	blk	stl	pts	avg	
2016-17	35-0	669/19.1	99-201	.493	38-107	.355	56-87	.644	36	48	84	2.4	63	0	52	35	9	34	292	8.3	
2017-18	12-12	301/25.1	43-107	.402	19-52	.365	18-35	.514	12	33	45	3.8	20	0	28	23	8	9	123	10.3	
TOTAL	47-12	970/20.6	142-308	.461	57-159	.358	74-122	.607	48	81	129	2.7	83	0	80	58	17	43	415	8.8	



#34 JARRON CUMBERLAND

GUARD • 6-5 • 215 • SOPHOMORE • 1L • WILMINGTON, OHIO (WILMINGTON HIGH SCHOOL)

GAME-BY-GAME STATISTICS

2017-18 (SOPHOMORE SEASON)

Opponent	Date	gs	min	Total		3-Pointers		Free throws		Rebounds			pf	a	t/o	blk	stl	pts	avg	
				fg-fga	pct	3fg-fga	pct	ft-fga	pct	off	def	tot								avg
SAVANNAH STATE	11/10/17	*	24	4-11	.364	1-5	.200	1-2	.500	4	3	7	7.0	0	5	0	0	1	10.0	
WESTERN CAROLINA	11/13/17	*	23	6-9	.667	4-6	.667	4-4	1.000	0	2	2	4.5	1	2	3	0	0	20.0	
COPPIN STATE	11/16/17	*	25	7-14	.500	4-10	.400	1-4	.250	1	8	9	6.0	0	3	0	1	0	19.0	
vs Buffalo	11/20/17	*	33	5-11	.455	0-1	.000	4-7	.571	3	3	6	6.0	4	2	7	1	1	14.0	
vs Richmond	11/21/17	*	18	2-7	.286	2-5	.400	0-0	.000	2	3	5	5.8	0	0	1	1	2	6.0	
vs Wyoming	11/22/17	*	25	2-6	.333	1-2	.500	1-2	.500	0	2	2	5.2	2	1	0	1	1	6.0	
ALABAMA STATE	11/27/17	*	23	1-5	.200	0-3	.000	0-0	.000	0	0	0	4.4	1	4	2	0	0	2.0	
at Xavier	12/02/17	*	26	5-12	.417	2-5	.400	3-4	.750	0	0	0	3.9	4	0	2	1	1	15.0	
vs Florida	12/09/17	*	29	4-12	.333	2-6	.333	0-1	.000	1	1	2	3.7	4	2	2	2	1	10.0	
MISSISSIPPI ST.	12/12/17	*	30	1-8	.125	1-4	.250	4-6	.667	1	4	5	3.8	0	3	2	1	0	7.0	
at UCLA	12/16/17	*	31	4-8	.500	2-3	.667	0-5	.000	0	4	4	3.8	3	5	1	0	1	10.0	
UA-PINE BLUFF	12/19/17	*	14	2-4	.500	0-2	.000	0-0	.000	0	3	3	3.8	1	1	3	0	1	4.0	
Totals			12	301	43-107	402	19-52	365	18-35	514	12	33	45	3.8	20	28	23	8	9	123.0

2016-17 (FRESHMAN SEASON)

Opponent	Date	gs	min	Total		3-Pointers		Free throws		Rebounds			pf	a	t/o	blk	stl	pts	avg
				fg	pct	ft	pct	ft	pct	off	def	tot							
BROWN	11/11/16	13	1-3	.333	0-2	.000	1-3	.333	0	0	0	0.0	1	2	0	1	2	3.0	
ALBANY	11/14/16	19	4-6	.667	2-4	.500	1-1	1.000	1	1	2	1.0	1	1	0	0	0	11.0	
vs Rhode Island	11/19/16	15	0-1	.000	0-1	.000	0-1	.000	2	0	2	1.3	3	1	0	0	0	4.0	
vs Penn State	11/20/16	12	1-3	.333	0-2	.000	0-1	.000	0	1	1	1.3	0	3	0	0	1	2.0	
SAMFORD	11/23/16	8	0-1	.000	0-1	.000	0-0	.000	1	1	2	1.4	0	1	0	0	0	3.2	
LIPSCOMB	11/26/16	22	4-6	.667	1-3	.333	8-10	.800	0	1	1	1.3	1	1	2	1	3	17.5	
at Iowa State	12-01-16	7	0-2	.000	0-1	.000	0-0	.000	0	0	0	1.1	1	0	0	0	0	4.0	
BOWLING GREEN	12/04/16	18	1-7	.143	0-2	.000	0-0	.000	3	3	6	1.8	2	3	1	1	1	2.4	
at Butler	12/10/16	9	1-3	.333	0-1	.000	2-2	1.000	1	0	1	1.7	3	1	1	0	1	4.3	
TEXAS SOUTHERN	12/13/16	24	7-9	.778	4-4	1.000	0-0	.000	3	3	6	2.1	1	1	0	1	1	18.5	
FAIRLEIGH DICKINSON	12/17/16	20	4-8	.500	3-6	.500	0-0	.000	1	3	4	2.3	3	5	0	0	1	11.2	
MARSHALL	12/22/16	7	0-2	.000	0-2	.000	2-2	1.000	0	0	0	2.1	1	0	1	0	0	2.8	
at Temple	12/28/16	19	2-6	.333	2-4	.500	0-1	.000	3	2	5	2.3	2	2	3	0	0	6.8	
TULANE	01/01/17	26	6-8	.750	3-3	1.000	4-6	.667	1	3	4	2.4	4	1	3	1	2	19.8	
at Houston	1/7/17	16	1-3	.333	0-2	.000	0-0	.000	0	2	2	2.4	2	1	2	0	0	2.6	
SMU	01/12/17	11	1-3	.333	1-3	.333	3-4	.750	0	2	2	2.4	1	1	1	0	0	6.4	
at East Carolina	01/15/17	21	1-7	.143	0-4	.000	2-3	.667	2	2	4	2.5	2	1	0	0	1	4.3	
TEMPLE	01/18/17	23	1-4	.250	1-2	.500	2-2	1.000	0	2	2	2.4	3	1	0	0	1	5.2	
at Tulane	01/21/17	16	2-2	1.000	0-0	.000	0-0	.000	0	1	1	2.4	1	2	3	0	0	4.6	
XAVIER	01/26/17	21	5-9	.556	2-5	.400	3-8	.375	1	3	4	2.5	3	1	1	0	0	15.6	
USF	01/29/17	20	8-11	.727	6-9	.667	4-7	.571	0	3	3	2.5	0	3	0	1	4	26.5	
at Tulsa	02/01/17	20	1-3	.333	0-2	.000	2-5	.400	0	0	0	2.4	4	1	1	0	2	4.3	
UConn	02/04/17	21	5-9	.556	3-7	.429	2-2	1.000	0	2	2	2.3	2	1	1	0	4	15.7	
UCF	02/08/17	19	1-4	.250	0-2	.000	1-1	1.000	0	0	0	2.3	0	4	0	0	1	3.5	
at SMU	02/12/17	7	1-2	.500	1-2	.500	0-0	.000	1	0	1	2.2	2	0	0	1	0	3.3	
at USF	02/15/17	31	3-6	.500	1-3	.333	0-1	.000	2	2	4	2.3	2	2	1	0	1	7.3	
MEMPHIS	02/23/17	22	3-7	.429	1-4	.250	2-2	1.000	1	1	2	2.3	1	4	1	1	0	9.3	
at UCF	2/26/17	28	3-8	.375	0-4	.000	5-8	.625	3	0	3	2.3	1	5	2	0	0	11.5	
HOUSTON	03/02/17	21	4-7	.571	2-5	.400	0-0	.000	1	2	3	2.3	4	0	4	0	1	10.6	
at UConn	3/5/17	25	6-9	.667	0-2	.000	3-3	1.000	2	1	3	2.3	1	1	1	1	0	15.8	
vs Tulsa	3/10/17	27	4-6	.667	1-2	.500	0-2	.000	1	2	3	2.4	2	0	3	0	0	9.8	
at UConn	3/11/17	27	3-5	.600	1-3	.333	4-6	.667	1	1	2	2.3	2	1	1	0	2	11.9	
vs SMU	3/12/17	31	4-13	.308	1-5	.200	5-6	.833	3	1	4	2.4	1	0	1	0	5	14.8	
vs Kansas State	03/17/17	23	4-5	.800	1-1	1.000	0-0	.000	1	2	3	2.4	3	0	0	0	0	9.8	
vs UCLA	03/19/17	20	7-13	.538	1-4	.250	0-0	.000	1	1	2	2.4	3	1	1	0	0	15.3	
Totals		0	669	99-201	493	38-107	355	56-87	644	36	48	84	2.4	63	52	35	9	34	292.0

2017-18 GAME RECAPS

GAME 1 • NOV. 10, 2017 • CAYMAN ISLANDS CLASSIC SAVANNAH STATE (77) AT 12/13 CINCINNATI (107) BB&T ARENA (HIGHLAND HEIGHTS, KY.)

Savannah State 77 • 0-1

#	Player	Total	3-Ptr	Rebounds	PF	TP	A	TO	Blk	Stl	Min
		FG-FGA	FG-FGA	FT-FTA	Off	Def	Tot				
05	JENKINS, Javaris	f	1-2	1-2	0-0	0	2	2	0	0	22
12	SMITH, Jahlin	f	6-12	0-3	1-2	2	3	5	3	13	1
01	DASENT, Austin	f	5-9	4-7	0-0	0	5	5	4	14	6
22	MCCLANAHAN, Dexter	g	3-11	1-4	4-5	1	2	3	7	0	25
55	EVANS, Tylik	g	3-14	1-9	4-6	1	3	4	2	11	5
02	ORIZU, Ralueke	g	0-1	0-0	0-0	1	0	1	2	0	6
03	SELLERS, Zach	g	0-3	0-2	0-0	0	1	1	3	0	15
04	GRANT, John	g	0-5	0-3	0-0	0	1	1	0	0	5
10	GLENN, Maricus	g	0-0	0-0	0-0	0	1	1	0	0	0
15	FELDER, Isaiah	g	1-3	1-3	0-0	0	1	1	2	3	2
24	GRANT, Juwan	g	4-6	3-4	0-0	0	1	1	0	11	0
30	CABEZA, Jahir	g	1-4	0-3	3-3	0	1	1	4	5	1
32	DUBOSE, Chris	g	2-3	2-3	0-0	0	0	0	1	6	0
50	PINKETT, Khaleen	g	0-1	0-1	0-0	0	0	2	1	0	0
Team			0-4								
Totals		26-74	13-44	12-16	7	25	32	24	77	19	17

FG % 1st Half: 15-39 38.5% 2nd half: 11-35 31.4% Game: 26-74 35.1%
 3FG % 1st Half: 8-23 34.8% 2nd half: 5-21 23.8% Game: 13-44 29.5%
 FT % 1st Half: 2-2 100.0 2nd half: 10-14 71.4% Game: 12-16 75.0%

Deadball Rebounds 4.3

Cincinnati 107 • 1-0

#	Player	Total	3-Ptr	Rebounds	PF	TP	A	TO	Blk	Stl	Min
		FG-FGA	FG-FGA	FT-FTA	Off	Def	Tot				
11	CLARK, Gary	f	5-9	0-1	3-4	4	7	11	2	13	1
24	WASHINGTON, Kyle	f	2-3	0-0	1-1	0	4	4	3	5	0
01	EVANS, Jacob	g	7-15	4-11	1-3	3	4	7	2	19	5
15	BROOME, Cane	g	6-11	5-9	0-0	0	4	4	2	17	4
34	CUMBERLAND, Jarron	g	4-11	1-5	1-2	4	3	7	0	10	5
02	WILLIAMS, Keith	g	5-12	0-4	0-0	3	2	5	0	10	1
03	JENIFER, Justin	g	6-12	1-5	2-5	0	0	0	2	15	5
05	MOORE, Trevor	g	3-5	2-4	0-0	1	1	2	1	8	0
13	SCOTT, Tre	g	1-2	0-0	2-2	1	2	3	2	4	3
14	BART, Jackson	g	0-0	0-0	0-0	0	0	0	0	0	0
20	DIARRA, Mamoudou	g	0-0	0-0	0-0	0	0	0	0	0	0
22	NSOSEME, Eliel	g	1-3	0-0	1-5	4	4	8	2	3	0
31	MARTIN, Sam	g	0-0	0-0	0-0	0	0	0	0	0	0
32	KOZ, John	g	0-0	0-0	0-0	0	0	0	0	0	0
33	BROOKS, Nysier	g	1-3	0-0	1-2	2	5	7	1	3	0
Team		41-86	13-39	12-24	25	40	65	17	107	24	20
Totals		41-86	13-39	12-24	25	40	65	17	107	24	20

FG % 1st Half: 23-45 51.1% 2nd half: 18-41 43.9% Game: 41-86 47.7%
 3FG % 1st Half: 10-22 45.5% 2nd half: 3-17 17.6% Game: 13-39 33.3%
 FT % 1st Half: 4-8 50.0% 2nd half: 8-16 50.0% Game: 12-24 50.0%

Deadball Rebounds 4.1

Officials: Bill Jacobson, Jon Campbell, Steven Perry
 Technical fouls: Savannah State-None. Cincinnati-None.
 Attendance: 6610

Score by periods	1st	2nd	Total
Savannah State	40	37	77
Cincinnati	60	47	107

Last FG - SSUM 2nd-03:06, CIN 2nd-00:35.
 Largest lead - SSUM by 5 1st-16:51, CIN by 30 2nd-00:35.

Points	In	Off	2nd	Fast	Bench
SSUM	Paint	T/O	Chance	Break	
CIN	24	17	2	18	25
	54	22	30	14	43

Score tied - 3 times.
 Lead changed - 7 times.

GAME 3 • NOV. 16, 2017 COPPIN STATE (54) AT CINCINNATI (97) BB&T ARENA (HIGHLAND HEIGHTS, KY.)

Coppin State 54 • 0-3

#	Player	Total	3-Ptr	Rebounds	PF	TP	A	TO	Blk	Stl	Min
		FG-FGA	FG-FGA	FT-FTA	Off	Def	Tot				
00	TAAORE, Adam	f	3-6	1-1	1-1	0	3	3	5	8	0
05	COUNCIL, Cedric	f	1-3	1-3	0-0	0	1	1	5	3	0
03	CLAYTON, DeJuan	g	3-10	1-2	2-2	0	3	3	1	9	3
10	DAVIS, Karonn	g	3-9	0-2	4-4	1	2	3	3	10	2
22	MORGAN, Lamar	g	2-5	0-2	4-4	0	2	2	2	8	1
02	ANDREWS-FULTON, Chad	g	1-2	0-0	0-0	3	4	7	2	2	0
02	DRUMMOND, Tagwain	g	0-2	0-1	0-0	0	4	4	1	0	0
04	THOMAS, Tre	g	4-12	1-4	0-0	0	2	2	1	9	0
11	BOYCE, Joel	g	2-4	0-0	1-1	0	1	1	1	5	1
21	BROWNLEE, Lucian	g	0-3	0-1	0-0	0	0	0	0	0	0
24	FAIR, Keandre	g	0-4	0-3	0-0	0	0	0	3	0	0
Team					0	1	1				
Totals		19-60	4-19	12-12	4	23	27	24	54	7	11

FG % 1st Half: 9-31 29.0% 2nd half: 10-29 34.5% Game: 19-60 31.7%
 3FG % 1st Half: 2-12 16.7% 2nd half: 2-7 28.6% Game: 4-19 21.1%
 FT % 1st Half: 6-6 100.0 2nd half: 6-6 100.0 Game: 12-12 100.0

Deadball Rebounds 0.1

Cincinnati 97 • 3-0

#	Player	Total	3-Ptr	Rebounds	PF	TP	A	TO	Blk	Stl	Min
		FG-FGA	FG-FGA	FT-FTA	Off	Def	Tot				
11	CLARK, Gary	f	5-8	1-3	1-2	5	4	9	2	12	2
24	WASHINGTON, Kyle	f	5-11	0-1	1-4	1	5	6	1	11	1
01	EVANS, Jacob	g	2-4	1-2	6-6	1	1	2	1	11	4
15	BROOME, Cane	g	1-3	0-1	2-4	0	1	1	0	4	2
34	CUMBERLAND, Jarron	g	7-14	4-10	1-4	1	8	9	0	19	3
02	WILLIAMS, Keith	g	2-6	0-2	0-3	0	2	2	0	4	2
03	JENIFER, Justin	g	4-5	4-5	4-4	1	1	2	1	16	2
05	MOORE, Trevor	g	1-3	1-3	2-4	1	1	2	1	5	0
13	SCOTT, Tre	g	2-2	0-0	2-2	3	3	5	0	6	3
14	BART, Jackson	g	0-0	0-0	0-0	0	0	0	0	0	0
20	DIARRA, Mamoudou	g	1-5	1-2	2-2	1	2	3	0	5	1
22	NSOSEME, Eliel	g	1-1	0-0	0-1	1	4	5	3	2	2
31	MARTIN, Sam	g	0-0	0-0	0-0	0	0	0	0	0	0
32	KOZ, John	g	0-0	0-0	0-0	0	0	0	0	0	0
33	BROOKS, Nysier	g	1-1	0-0	0-0	0	2	2	1	2	1
Team					1	2	3				
Totals		32-63	12-29	21-36	15	36	51	10	97	23	7

FG % 1st Half: 19-38 50.0% 2nd half: 13-25 52.0% Game: 32-63 50.8%
 3FG % 1st Half: 9-18 50.0% 2nd half: 3-11 27.3% Game: 12-29 41.4%
 FT % 1st Half: 8-14 57.1% 2nd half: 13-22 59.1% Game: 21-36 58.3%

Deadball Rebounds 7.1

Officials: Tony Greene, Bart Lenox, Tommy Short
 Technical fouls: Coppin State-None. Cincinnati-None.
 Attendance: 7158

Score by periods	1st	2nd	Total
Coppin State	26	28	54
Cincinnati	55	42	97

Points	In	Off	2nd	Fast	Bench
CSUM	Paint	T/O	Chance	Break	
CIN	20	5	2	16	40
	38	16	7	7	16

GAME 2 • NOV. 13, 2017 WESTERN CAROLINA (51) AT 12/13 CINCINNATI (102) BB&T ARENA (HIGHLAND HEIGHTS, KY.)

Western Carolina 51 • 0-2

#	Player	Total	3-Ptr	Rebounds	PF	TP	A	TO	Blk	Stl	Min
		FG-FGA	FG-FGA	FT-FTA	Off	Def	Tot				
12	Marc Gosselin	f	2-5	0-1	0-0	3	0	3	4	4	3
23	Mike Amius	f	2-7	0-0	3-5	2	2	4	3	7	0
33	Onno Steger	f	0-3	0-1	0-1	0	0	0	0	0	3
05	Devin Peterson	g	2-5	0-0	1-2	0	2	2	3	5	2
11	Haboubacar Mutombo	g	1-8	0-2	0-0	1	1	2	1	2	0
00	Maurice Smith	g	1-4	0-0	1-4	0	3	3	3	1	0
01	Desmond Johnson	g	0-2	0-0	2-2	0	2	2	3	2	1
02	Matt Halvorsen	g	5-9	3-7	2-2	0	1	1	1	15	0
03	Jason McMillan	g	0-0	0-0	0-0	0	0	0	0	0	0
13	Deriece Parks	g	4-6	2-4	0-0	0	2	2	2	10	2
21	Marcus Thomas	g	0-1	0-0	0-0	1	0	1	0	0	0
24	Ashley Williams	g	0-1	0-1	0-0	0	0	0	0	0	0
32	Devonte Fuller	g	1-2	0-0	0-0	0	1	1	0	2	0
35	Yalim Olcay	g	0-0	0-0	1-2	1	1	2	1	1	0
41	Charlenead Brooks	g	0-0	0-0	0-0	1	0	1	1	0	0
44	Adam Sledd	g	0-3	0-0	0-0	1	0	1	2	0	0
Team					1	2	3				
Totals		18-56	5-16	10-18	11	17	28	23	51	9	22

FG % 1st Half: 10-25 40.0% 2nd half: 8-31 25.8% Game: 18-56 32.1%
 3FG % 1st Half: 4-7 57.1% 2nd half: 1-9 11.1% Game: 5-16 31.3%
 FT % 1st Half: 5-11 45.5% 2nd half: 5-7 71.4% Game: 10-18 55.6%

Deadball Rebounds 2.1

Cincinnati 102 • 2-0

#	Player	Total	3-Ptr	Rebounds	PF	TP	A	TO	Blk	Stl	Min
		FG-FGA	FG-FGA	FT-FTA	Off	Def	Tot				
11	CLARK, Gary	f	2-5	0-1	4-4	1	1	2	1	8	1
33	BROOKS, Nysier	g	2-5	0-1	0-0	4	4	8	2	2	1
01	EVANS, Jacob	g	2-3	1-1	4-6	2	4	6	2	9	6
03	JENIFER, Justin	g	0-3	0-2	2-2	0	0	0	0	2	2
34	CUMBERLAND, Jarron	g	6-9	4-6	4-4	0	2	2	1	20	2
02	WILLIAMS, Keith	g	5-7	0-2	0-2	0	1	1	0	10	1
05	MOORE, Trevor	g	1-3	1-3	2-2	0	3	1	5	1	0
13	SCOTT, Tre	g	1-2	0-0	2-3	1	5	6	3	6	3
14	BART, Jackson	g	0-2	0-2	0-0	0	0	0	0	0	0
15	BROOME, Cane	g	6-11	2-3	1-2	1	1	2	2	15	4
20	DIARRA, Mamoudou	g	3-6	0-0	3-4	2	4	6	1	9	0
24	WASHINGTON, Kyle	g	4-7	1-1	5-5	1	6	7	2	14	0
31	MARTIN, Sam	g	0-1	0-0	0-0	0	0	0	0	0	0
32	KOZ, John	g	0-0	0-0	0-0	0	0	0	0	0	0
Team					3	1	4				
Totals		33-64	9-21	27-34	15	32	47	17	102	24	13

FG % 1st Half: 15-30 50.0% 2nd half: 18-34 52.9% Game: 33-64 51.6%
 3FG % 1st Half: 3-9 33.3% 2nd half: 6-12 50.0% Game: 9-21 42.9%
 FT % 1st Half: 13-18 72.2% 2nd half: 14-16 87.5% Game: 27-34 79.4%

Deadball Rebounds 5.1

Officials: Zel

2017-18 GAME RECAPS

GAME 5 • NOV. 21, 2017 • CAYMAN ISLANDS CLASSIC SEMIS RICHMOND (48) VS 12/13 CINCINNATI (75) JOHN GRAY GYMNASIUM (GEORGE TOWN, CAYMAN ISLANDS)

Richmond 48 • 1-3

#	Player	Total		3-Ptr		Rebounds			PF	TP	A	TO	Blk	Stl	Min
		FG-FGA	FG-FGA	FT-FTA	FT-FTA	Off	Def	Tot							
13	STANSBURY, Solly	f	2-4	0-1	3-6	0	1	1	0	7	1	0	0	2	20
33	GOLDEN, Grant	f	2-8	0-1	0-0	0	1	1	4	4	0	2	1	0	22
00	GLYARD, Jacob	g	3-9	2-4	4-4	0	2	2	0	12	2	1	0	2	32
05	SHEROD, Nick	g	1-5	0-2	0-0	0	1	1	2	2	1	0	0	1	19
11	BUCKINGHAM, De'Mont	g	2-7	1-3	1-2	2	5	7	1	6	3	7	0	0	32
01	KIRBY, Joe		2-2	2-2	0-0	1	0	1	0	6	0	0	0	0	3
02	FORE, Khwan		0-0	0-0	1-2	0	1	1	3	1	1	2	0	0	14
04	CAYO, Nathan		3-4	0-1	0-0	1	1	2	2	6	1	0	1	0	23
25	MADRID-ANDREWS, J		0-0	0-0	0-0	0	2	2	1	0	0	2	1	0	11
32	JOHNSON, Julius		1-3	1-2	1-2	0	1	1	4	4	2	3	0	2	16
44	FRIENDSHUH, Paul		0-0	0-0	0-1	0	0	0	1	0	0	3	0	0	8
Team						1	2	3							
Totals			16-42	6-16	10-17	5	17	22	18	48	11	20	3	7	200
FG % 1st Half: 4-18 22.2%		2nd half: 12-24 50.0%		Game: 16-42 38.1%		Deadball		Rebounds		1					
3FG % 1st Half: 1-8 12.5%		2nd half: 5-8 62.5%		Game: 6-16 37.5%											
FT % 1st Half: 5-11 45.5%		2nd half: 5-6 83.3%		Game: 10-17 58.8%											

Cincinnati 75 • 5-0

#	Player	Total		3-Ptr		Rebounds			PF	TP	A	TO	Blk	Stl	Min
		FG-FGA	FG-FGA	FT-FTA	FT-FTA	Off	Def	Tot							
01	EVANS, Jacob	f	5-8	2-5	0-0	0	1	1	2	12	4	1	2	0	22
11	CLARK, Gary	f	2-5	2-3	2-2	2	6	8	1	8	7	1	0	1	20
33	BROOKS, Nysier	c	1-2	0-0	0-0	0	1	1	2	2	0	2	1	0	15
03	JENIFER, Justin	g	3-4	3-4	0-0	0	1	1	3	9	3	3	0	0	15
34	CUMBERLAND, Jarron	g	2-7	2-5	0-0	2	3	5	0	6	0	1	1	2	18
02	WILLIAMS, Keith		0-2	0-0	1-2	0	1	1	2	1	1	3	0	1	15
05	MOORE, Trevor		3-6	3-6	0-0	1	7	8	2	9	3	1	0	1	24
13	SCOTT, Tre		1-1	0-0	2-4	0	3	3	2	4	0	1	0	1	20
14	BART, Jackson		1-2	1-1	0-0	0	0	0	0	3	0	0	0	0	1
15	BROOME, Cane		5-7	0-0	3-4	0	2	2	2	13	1	5	0	2	23
22	NSOSEME, Eliel		0-0	0-0	0-1	0	1	1	1	0	0	0	0	0	7
24	WASHINGTON, Kyle		2-2	0-0	2-2	1	1	2	2	6	1	2	0	1	18
31	MARTIN, Sam		0-0	0-0	2-2	0	0	0	2	2	0	0	0	0	2
Team						1	1	2							
Totals			25-46	13-24	12-17	7	28	35	21	75	20	20	4	9	200
FG % 1st Half: 14-26 53.8%		2nd half: 11-20 55.0%		Game: 25-46 54.3%		Deadball		Rebounds		1					
3FG % 1st Half: 8-14 57.1%		2nd half: 5-10 50.0%		Game: 13-24 54.2%											
FT % 1st Half: 4-6 66.7%		2nd half: 8-11 72.7%		Game: 12-17 70.6%											

Officials: John Higgins, Jeff Anderson, Matt Potter
Technical fouls: Richmond-None. Cincinnati-None.
Attendance: 1400

Score by periods	1st	2nd	Total
Richmond	14	34	48
Cincinnati	40	35	75

Last FG - RICH 2nd-00:55, CIN 2nd-00:01.
Largest lead - RICH None, CIN by 34 2nd-04:11.

In	Off	2nd	Fast
Paint	T/O	Chance	Break
Points RICH	16	10	7
CIN	26	13	6

Score tied - 0 times.
Lead changed - 0 times.

GAME 6 • NOV. 22, 2017 • CAYMAN ISLANDS CLASSIC FINALS WYOMING (53) VS 12/13 CINCINNATI (78) JOHN GRAY GYMNASIUM (GEORGE TOWN, CAYMAN ISLANDS)

Wyoming 53 • 4-1

#	Player	Total		3-Ptr		Rebounds			PF	TP	A	TO	Blk	Stl	Min
		FG-FGA	FG-FGA	FT-FTA	FT-FTA	Off	Def	Tot							
05	HERNDON, Alan	f	4-8	1-3	3-5	2	4	6	0	12	3	1	1	0	33
20	DALTON, Hayden	f	4-11	3-9	4-5	0	5	5	4	15	1	1	0	0	32
00	REDDING, Nyaires	g	0-4	0-0	2-2	0	3	3	1	2	1	1	0	1	23
03	AKA GORSKI, Alex	g	0-3	0-2	2-2	0	2	2	1	2	1	2	0	0	21
24	ADAMS, Louis	g	5-14	0-2	2-4	1	2	3	2	12	0	3	1	0	34
02	MOEMEKA, Andrew		0-1	0-0	0-0	1	0	1	2	0	0	0	0	0	11
10	KELLEY, Cody		0-1	0-1	2-2	0	1	1	2	2	1	4	0	1	17
12	MALDONADO, Hunter		1-5	1-3	2-5	0	1	1	2	5	2	1	0	1	19
13	EVERBUCK, Sam		0-0	0-0	0-0	0	0	0	0	0	1	0	0	0	5
14	MUELLER, Austin		0-0	0-0	0-0	0	0	0	0	0	0	0	0	0	1
15	JONES, Brodricks		1-1	1-1	0-0	0	0	0	0	3	0	0	0	0	2
33	NAUGHTON, Jordan		0-0	0-0	0-0	0	0	0	1	0	0	0	0	0	2
Team						4	2	6							
Totals			15-48	6-21	17-25	8	20	28	15	53	10	14	3	3	200
FG % 1st Half: 5-23 21.7%		2nd half: 10-25 40.0%		Game: 15-48 31.3%		Deadball		Rebounds		3					
3FG % 1st Half: 2-11 18.2%		2nd half: 4-10 40.0%		Game: 6-21 28.6%											
FT % 1st Half: 8-9 88.9%		2nd half: 9-16 56.3%		Game: 17-25 68.0%											

Cincinnati 78 • 6-0

#	Player	Total		3-Ptr		Rebounds			PF	TP	A	TO	Blk	Stl	Min
		FG-FGA	FG-FGA	FT-FTA	FT-FTA	Off	Def	Tot							
01	EVANS, Jacob	f	4-11	2-3	0-0	0	2	2	4	10	5	3	0	1	34
11	CLARK, Gary	f	8-12	0-2	1-1	2	4	6	3	17	0	1	2	0	29
24	WASHINGTON, Kyle	f	8-12	0-0	0-1	4	7	11	3	16	1	1	2	0	21
03	JENIFER, Justin	g	2-4	2-2	1-2	2	1	3	1	7	2	0	0	0	25
34	CUMBERLAND, Jarron	g	2-6	1-2	1-2	0	2	2	2	6	1	0	1	1	25
02	WILLIAMS, Keith		1-3	1-2	1-2	0	0	0	0	4	0	0	0	1	11
05	MOORE, Trevor		1-3	1-2	0-0	0	3	3	1	3	0	0	0	0	15
13	SCOTT, Tre		1-2	0-0	0-0	0	4	4	0	2	0	1	0	0	12
14	BART, Jackson		0-0	0-0	0-0	0	0	0	0	0	0	0	0	0	1
15	BROOME, Cane		4-8	0-1	2-2	2	0	2	2	10	3	2	0	2	14
22	NSOSEME, Eliel		0-0	0-0	1-2	0	0	0	0	1	0	0	0	0	2
31	MARTIN, Sam		0-0	0-0	0-0	0	0	0	1	0	0	1	0	0	2
33	BROOKS, Nysier		0-1	0-0	2-2	1	1	2	2	2	0	1	0	2	10
Team						2	6	8							
Totals			31-62	7-14	9-14	13	30	43	19	78	12	10	5	8	200
FG % 1st Half: 15-30 50.0%		2nd half: 16-32 50.0%		Game: 31-62 50.0%		Deadball		Rebounds		3					
3FG % 1st Half: 3-7 42.9%		2nd half: 4-7 57.1%		Game: 7-14 50.0%											
FT % 1st Half: 4-6 66.7%		2nd half: 5-8 62.5%		Game: 9-14 64.3%											

Officials: John Higgins, Ron Groover, Steve Olson
Technical fouls: Wyoming-None. Cincinnati-JENIFER, Justin.
Attendance: 1530

Score by periods	1st	2nd	Total
Wyoming	20	33	53
Cincinnati	37	41	78

Last FG - WYO 2nd-00:56, CIN 2nd-01:07.
Largest lead - WYO None, CIN by 29 2nd-01:07.

Score tied - 0 times.
Lead changed - 0 times.

GAME 7 • NOV. 27, 2017 ALABAMA STATE (51) AT 11/9 CINCINNATI (83) BB&T ARENA (HIGHLAND HEIGHTS, KY.)

Alabama State 51 • 0-7

#	Player	Total		3-Ptr		Rebounds			PF	TP	A	TO	Blk	Stl
---	--------	-------	--	-------	--	----------	--	--	----	----	---	----	-----	-----

2017-18 GAME RECAPS

GAME 9 • DEC. 9, 2017 • NEVER FORGET TRIBUTE CLASSIC 17/17 CINCINNATI (60) VS 5/5 FLORIDA (66) PRUDENTIAL CENTER (NEWARK, N.J.)

Cincinnati 60 • 7-2

#	Player	Total		3-Ptr		Rebounds			PF	TP	A	TO	Blk	Stl	Min
		FG-FGA	FG-FGA	FT-FTA	FT-FTA	Off	Def	Tot							
11	CLARK, Gary	f	4-8	0-0	1-2	8	5	13	2	9	1	2	0	1	35
24	WASHINGTON, Kyle	f	4-8	1-1	2-2	0	4	4	3	11	0	4	1	1	23
01	EVANS, Jacob	g	4-13	0-4	5-7	1	5	6	4	13	0	5	1	2	37
03	JENIFER, Justin	g	0-3	0-2	0-0	0	0	0	2	0	1	1	0	0	23
34	CUMBERLAND, Jarron	g	4-12	2-6	0-1	1	1	2	4	10	2	2	2	1	29
02	WILLIAMS, Keith	g	0-0	0-0	0-0	0	1	1	0	0	0	1	0	0	2
13	SCOTT, Tre	g	0-1	0-0	0-0	1	1	2	1	0	0	1	0	0	19
25	BROOME, Cane	g	6-8	1-2	2-4	0	3	3	2	15	0	2	1	2	28
22	NSOSEME, Eliel	g	0-0	0-0	0-0	0	0	0	1	0	0	1	0	0	1
33	BROOKS, Nysier	g	1-1	0-0	0-0	0	2	2	2	2	0	0	0	0	3
Team						2	0	2			2				
Totals			23-54	4-15	10-16	13	22	35	21	60	4	21	5	7	200

FG % 1st Half: 12-27 44.4% 2nd half: 11-27 40.7% Game: 23-54 42.6%
3FG % 1st Half: 3-8 37.5% 2nd half: 1-7 14.3% Game: 4-15 26.7%
FT % 1st Half: 1-3 33.3% 2nd half: 9-13 69.2% Game: 10-16 62.5%

Deadball
Rebounds
2

Florida 66 • 6-3

#	Player	Total		3-Ptr		Rebounds			PF	TP	A	TO	Blk	Stl	Min
		FG-FGA	FG-FGA	FT-FTA	FT-FTA	Off	Def	Tot							
04	Koulechov, Egor	f	8-15	1-3	4-4	2	5	7	2	21	2	2	0	1	35
25	Stone, Keith	f	1-8	1-3	2-2	0	3	3	3	5	0	1	2	2	25
03	Hudson, Jalen	g	6-8	3-5	2-2	1	2	3	2	17	0	3	1	2	25
05	Allen, KeVaughn	g	1-5	0-2	0-1	0	1	1	2	2	1	1	0	0	26
11	Chiozza, Chris	g	6-10	1-2	2-2	1	3	4	4	15	6	3	0	0	36
00	Okauru, Mike	g	0-0	0-0	0-0	0	1	1	0	0	0	0	0	0	4
12	Gak, Gorjok	g	0-1	0-0	0-0	0	1	1	2	0	0	1	1	0	7
13	Hayes, Kavarrius	g	0-3	0-0	2-3	3	6	1	2	0	1	2	1	2	27
24	Ballard, Deaundrea	g	1-4	0-0	2-3	0	2	2	1	4	0	1	0	1	15
Team						4	1	5			2				
Totals			23-54	6-15	14-17	11	22	33	17	66	9	15	6	7	200

FG % 1st Half: 12-25 48.0% 2nd half: 11-29 37.9% Game: 23-54 42.6%
3FG % 1st Half: 4-7 57.1% 2nd half: 2-8 25.0% Game: 6-15 40.0%
FT % 1st Half: 6-7 85.7% 2nd half: 8-10 80.0% Game: 14-17 82.4%

Deadball
Rebounds
1

Officials: Byron Jarrett, Don Daily, Doug Shows
Technical fouls: Cincinnati-None. Florida-None.
Attendance: 9112
2017 Never Forget Tribute Classic Game 2

Score by periods	1st	2nd	Total
Cincinnati	28	32	60
Florida	34	32	66

	In	Off	2nd	Fast	Bench
Points	Paint	T/O	Chance	Break	
CIN	36	17	14	2	17
UF	24	27	8	11	6

Last FG - CIN 2nd-03:22, UF 2nd-00:10.
Largest lead - CIN by 6 1st-16:45, UF by 8 1st-06:42.

Score tied - 13 times.
Lead changed - 10 times.

GAME 11 • DEC. 16, 2017 25/RV CINCINNATI (77) AT RV/RV UCLA (63) PAULEY PAVILION (LOS ANGELES, CALIF.)

Cincinnati 77 • 9-2

#	Player	Total		3-Ptr		Rebounds			PF	TP	A	TO	Blk	Stl	Min
		FG-FGA	FG-FGA	FT-FTA	FT-FTA	Off	Def	Tot							
11	CLARK, Gary	f	5-11	0-1	0-0	3	8	11	2	10	4	0	3	3	35
24	WASHINGTON, Kyle	f	7-11	1-2	4-6	0	4	4	2	19	1	2	2	4	29
01	EVANS, Jacob	g	5-11	4-6	2-2	2	3	5	3	16	2	3	0	1	38
03	JENIFER, Justin	g	1-4	0-2	5-6	0	2	2	0	7	1	0	0	1	20
34	CUMBERLAND, Jarron	g	4-8	2-3	0-5	0	4	4	3	10	5	1	0	1	31
02	WILLIAMS, Keith	g	2-6	0-1	0-0	2	1	3	1	4	1	1	0	0	11
05	MOORE, Trevor	g	0-0	0-0	0-0	0	0	0	0	0	0	0	0	0	0+
13	SCOTT, Tre	g	0-0	0-0	0-0	1	0	1	1	0	0	0	0	0	5
25	BROOME, Cane	g	2-6	1-2	4-4	1	1	2	0	9	3	1	0	1	20
22	NSOSEME, Eliel	g	0-0	0-0	0-0	0	1	1	0	0	0	0	0	1	6
33	BROOKS, Nysier	g	1-1	0-0	0-0	0	1	1	4	2	0	0	0	0	5
Team						1	0	1			1				
Totals			27-58	8-17	15-23	10	25	35	16	77	17	9	5	12	200

FG % 1st Half: 13-28 46.4% 2nd half: 14-30 46.7% Game: 27-58 46.6%
3FG % 1st Half: 5-11 45.5% 2nd half: 3-6 50.0% Game: 8-17 47.1%
FT % 1st Half: 5-8 62.5% 2nd half: 10-15 66.7% Game: 15-23 65.2%

Deadball
Rebounds
4

UCLA 63 • 7-3

#	Player	Total		3-Ptr		Rebounds			PF	TP	A	TO	Blk	Stl	Min
		FG-FGA	FG-FGA	FT-FTA	FT-FTA	Off	Def	Tot							
14	Goloman, Gyorgy	f	1-3	0-1	1-2	1	2	3	4	3	1	2	1	0	18
40	Welsh, Thomas	c	2-7	0-2	0-0	4	5	9	3	4	4	3	0	0	35
03	Holiday, Aaron	g	6-12	3-7	2-2	0	0	0	2	17	3	4	0	0	37
13	Wilkes, Kris	g	5-13	1-5	1-2	3	5	8	3	12	2	2	2	1	28
23	Ali, Prince	g	3-5	2-4	0-0	0	1	1	1	8	0	1	0	0	24
00	Olesinski, Alex	g	1-2	1-2	2-2	0	7	7	3	5	0	0	0	0	22
04	Hands, Jaylen	g	5-13	4-7	0-0	1	3	4	3	14	1	4	1	1	26
05	Smith, Chris	g	0-1	0-1	0-1	0	0	0	2	0	0	2	0	0	8
34	Okwarabizie, Ikenna	g	0-0	0-0	0-0	0	0	0	0	0	0	0	0	0	2
Team						1	2	3							
Totals			23-56	11-29	6-9	10	25	35	21	63	11	18	4	2	200

FG % 1st Half: 8-21 38.1% 2nd half: 15-35 42.9% Game: 23-56 41.1%
3FG % 1st Half: 3-11 27.3% 2nd half: 8-18 44.4% Game: 11-29 37.9%
FT % 1st Half: 4-6 66.7% 2nd half: 2-3 66.7% Game: 6-9 66.7%

Deadball
Rebounds
1

Officials: John Higgins, Chris Rastatter, Nate Harris
Technical fouls: Cincinnati-None. UCLA-None.
Attendance: 10018

Score by periods	1st	2nd	Total
Cincinnati	36	41	77
UCLA	23	40	63

	In	Off	2nd	Fast	Bench
Points	Paint	T/O	Chance	Break	
CIN	30	23	9	6	15
UCLA	20	11	4	4	19

Last FG - CIN 2nd-02:49, UCLA 2nd-00:22.
Largest lead - CIN by 19 2nd-15:40, UCLA by 5 1st-17:59.

Score tied - 4 times.
Lead changed - 1 time.

GAME 10 • DEC. 12, 2017 RV/RV MISSISSIPPI STATE (50) VS 25/RV CINCINNATI (65) BB&T ARENA (HIGHLAND HEIGHTS, KY.)

Mississippi St. 50 • 8-1

#	Player	Total		3-Ptr		Rebounds			PF	TP	A	TO	Blk	Stl	Min
		FG-FGA	FG-FGA	FT-FTA	FT-FTA	Off	Def	Tot							
24	Abdul Ado	f	0-1	0-0	0-0	2	2	4	1	0	0	1	3	4	27
35	Aric Holman	f	7-12	3-3	1-2	5	5	10	1	18	1	1	1	0	26
00	Nick Weatherspoon	g	6-11	0-1	0-0	0	1	1	2	12	2	2	0	3	26
11	Q Weatherspoon	g	3-12	1-3	5-6	1	6	7	3	12	3	3	0	1	34
23	Tyson Carter	g	3-7	2-5	0-0	0	0	0	1	8	1	0	0	0	23
01	Lamar Peters	g	0-11	0-7	0-0	0	1	1	4	0	2	6	0	1	21
02	Eli Wright	g	0-3	0-1	0-0	1	2	3	2	0	0	2	0	0	16
03	Xavian Stapleton	g	0-4	0-1	0-0	1	0	1	2	0	0	0	0	0	12
22	KeyShawn Feazell	g	0-1	0-0	0-0	0	0	0	0	0	0	0	0	0	2
34	Schneider Herard	g	0-1	0-0	0-0	1	2	3	0	0	0	0	0	0	9
45	E.J. Datcher	g	0-0	0-0	0-0	0	0	0	0	0	0	0	0	0	4
Team						6	2	8			1				
Totals			19-63	6-21	6-8	17	21	38	16	50	9	16	4	9	200

FG % 1st Half: 10-28 35.7% 2nd half: 9-35 25.7% Game: 19-63 30.2%
3FG % 1st Half: 4-10 40.0% 2nd half: 2-11 18.2% Game: 6-21 28.6%
FT % 1st Half: 1-2 50.0% 2nd half: 5-6 83.3% Game: 6-8 75.0%

Deadball
Rebounds
1,2

Cincinnati 65 • 8-2

#	Player		Total			Rebounds			PF	TP	A	TO	Blk	Stl	Min
			FG-FGA	3-Ptr	FT-FTA	Off	Def	Tot							
11	CLARK, Gary	f	2-6	1-3	4-4	6	7	13	3	9	4	4	5	2	34
24	WASHINGTON, Kyle	f	8-15	0-1	0-0	0	5	5	1	16	1	1	1	0	31
01	EVANS, Jacob	g	7-13	4-7	6-6	2	6	8	2	24	2	2	3	0	35
03	JENIFER, Justin	g	1-3	1-1	0-0	0	0	0	1	3	3	1	0	0	19
04	CUMBERLAND, Jarron	g	1-8	1-4	4-6	1	4	5	0	7	3	2	1	0	30
32	WILLIAMS, Keith		2-4	0-2	0-0	0	1	1	1	4	0	2	1	1	13
05	MOORE, Trevor		0-1	0-1	0-0	0	0	0	1	0	0	0	0	0	3
13	SCOTT, Tre		0-0	0-0	0-0	0	0	0	1	0	1	0	0	0	6
15	ROOME, Kane		1-4	0-0	0-0	0	0	0	1	2	4	0	0	0	20
20	DIARRA, Mamoudou		0-0	0-0	0-0	0	0	0	0	0	0	0	0	0	1
33	BROOKS, Nysier		0-0	0-0	0-0	0	1	1	0	0	0	0	0	0	8
	Team					1	3	4							
Totals			22-54	7-20	14-16	10	27	37	11	65	18	14	11	5	200



2017-18 Cincinnati Basketball
Cincinnati Combined Team Statistics (as of Dec 20, 2017)
All games



RECORD:	OVERALL	HOME	AWAY	NEUTRAL
ALL GAMES	10-2	6-0	1-1	3-1
CONFERENCE	0-0	0-0	0-0	0-0
NON-CONFERENCE	10-2	6-0	1-1	3-1

#	Player	gp-gs	min	avg	Total		3-Point		F-Throw		Rebounds				pf	dq	a	to	blk	stl	pts	avg
					fg-fga	fg%	3fg-fga	3fg%	ft-fa	ft%	off	def	tot	avg								
01	EVANS, Jacob	12-12	347	28.9	58-117	.496	24-56	.429	30-39	.769	12	40	52	4.3	27	0	37	25	17	14	170	14.2
11	CLARK, Gary	12-12	310	25.8	47-103	.456	7-22	.318	43-50	.860	42	65	107	8.9	22	0	27	14	18	19	144	12.0
24	WASHINGTON, Kyle	12-10	252	21.0	49-92	.533	4-8	.500	22-31	.710	12	44	56	4.7	20	0	5	16	11	7	124	10.3
34	CUMBERLAND, Jarron	12-12	301	25.1	43-107	.402	19-52	.365	18-35	.514	12	33	45	3.8	20	0	28	23	8	9	123	10.3
15	BROOME, Cane	12-3	248	20.7	44-85	.518	13-30	.433	21-30	.700	6	17	23	1.9	22	0	34	24	1	16	122	10.2
03	JENIFER, Justin	12-9	242	20.2	23-59	.390	13-32	.406	16-21	.762	3	7	10	0.8	16	0	29	8	0	4	75	6.3
02	WILLIAMS, Keith	12-0	153	12.8	26-57	.456	1-15	.067	5-14	.357	7	13	20	1.7	8	0	9	13	1	7	58	4.8
05	MOORE, Trevor	11-0	138	12.5	15-37	.405	12-32	.375	8-12	.667	4	24	28	2.5	15	0	6	5	0	9	50	4.5
13	SCOTT, Tre	12-0	157	13.1	12-18	.667	0-0	.000	13-19	.684	17	26	43	3.6	14	0	18	11	2	9	37	3.1
20	DIARRA, Mamoudou	6-0	42	7.0	6-18	.333	1-2	.500	5-6	.833	5	7	12	2.0	3	0	2	4	5	1	18	3.0
33	BROOKS, Nysier	12-2	124	10.3	12-22	.545	0-0	.000	11-16	.688	8	20	28	2.3	18	0	3	6	4	6	35	2.9
14	BART, Jackson	7-0	8	1.1	2-5	.400	2-4	.500	0-0	.000	0	0	0	0.0	0	0	0	0	0	0	6	0.9
22	NSOSEME, Eliel	10-0	65	6.5	2-4	.500	0-0	.000	2-10	.200	7	16	23	2.3	10	0	4	7	5	2	6	0.6
31	MARTIN, Sam	7-0	9	1.3	0-2	.000	0-1	.000	2-2	1.000	0	0	0	0.0	3	0	0	2	0	0	2	0.3
32	KOZ, John	5-0	5	1.0	0-0	.000	0-0	.000	0-0	.000	0	0	0	0.0	0	0	1	0	0	0	0	0.0
Team											20	27	47		1		4					
Total.....		12	2401		339-726	.467	96-254	.378	196-285	.688	155	339	494	41.2	199	0	203	162	72	103	970	80.8
Opponents.....		12	2400		249-682	.365	87-263	.331	133-183	.727	119	269	388	32.3	242	-	127	208	42	65	718	59.8

TEAM STATISTICS	CIN	OPP
SCORING	970	718
Points per game	80.8	59.8
Scoring margin	+21.0	-
FIELD GOALS-ATT	339-726	249-682
Field goal pct	.467	.365
3 POINT FG-ATT	96-254	87-263
3-point FG pct	.378	.331
3-pt FG made per game	8.0	7.3
FREE THROWS-ATT	196-285	133-183
Free throw pct	.688	.727
F-Throws made per game	16.3	11.1
REBOUNDS	494	388
Rebounds per game	41.2	32.3
Rebounding margin	+8.8	-
ASSISTS	203	127
Assists per game	16.9	10.6
TURNOVERS	162	208
Turnovers per game	13.5	17.3
Turnover margin	+3.8	-
Assist/turnover ratio	1.3	0.6
STEALS	103	65
Steals per game	8.6	5.4
BLOCKS	72	42
Blocks per game	6.0	3.5
ATTENDANCE	41771	34077
Home games-Avg/Game	6-6962	2-10418
Neutral site-Avg/Game	-	4-3310

Date	Opponent		Score	Att.
11/10/17	SAVANNAH STATE	w	107-77	6610
11/13/17	WESTERN CAROLINA	w	102-51	7051
11/16/17	COPPIN STATE	w	97-54	7158
11/20/17	vs Buffalo	w	73-67	1200
11/21/17	vs Richmond	w	75-48	1400
11/22/17	vs Wyoming	w	78-53	1530
11/27/17	ALABAMA STATE	w	83-51	7012
12/02/17	at Xavier	L	76-89	10817
12/09/17	vs Florida	L	60-66	9112
12/12/17	MISSISSIPPI ST.	w	65-50	8128
12/16/17	at UCLA	w	77-63	10018
12/19/17	UA-PINE BLUFF	w	77-49	5812

* = Conference game

Score by Periods	1st	2nd	Totals
Cincinnati	495	475	970
Opponents	322	396	718



2017-18 Cincinnati Basketball
Cincinnati Team Game-by-Game Comparison (as of Dec 20, 2017)
All games



Opponent	1st	2nd	Score	Mar	Total FG	FG Pct	3-Pointers	3FG Pct	Free Throws	FT Pct	Rebounds	Assist	T/Over	Block	Steal	Fouls
SAVANNAH STATE	60/40	47/37	107-77	+30	41-86/26-74	.477/.351	13-39/13-44	.333/.295	12-24/12-16	.500/.750	65/32 +33	24/19	20/17	4/4	7/11	17/24
WESTERN CAROLINA	46/29	56/22	102-51	+51	33-64/18-56	.516/.321	9-21/5-16	.429/.313	27-34/10-18	.794/.556	47/28 +19	24/9	13/22	7/1	11/6	17/23
COPPIN STATE	55/26	42/28	97-54	+43	32-63/19-60	.508/.317	12-29/4-19	.414/.211	21-36/12-12	.583/1000	51/27 +24	23/7	7/11	5/1	7/4	10/24
Buffalo	39/26	34/41	73-67	+6	21-53/23-65	.396/.354	4-10/10-29	.400/.345	27-35/11-17	.771/.647	43/39 +4	11/9	18/17	3/4	7/6	20/30
Richmond	40/14	35/34	75-48	+27	25-46/16-42	.543/.381	13-24/6-16	.542/.375	12-17/10-17	.706/.588	35/22 +13	20/11	20/20	4/3	9/7	21/18
Wyoming	37/20	41/33	78-53	+25	31-62/15-48	.500/.313	7-14/6-21	.500/.286	9-14/17-25	.643/.680	43/28 +15	12/10	10/14	5/3	8/3	19/15
ALABAMA STATE	46/26	37/25	83-51	+32	29-59/22-57	.492/.386	6-22/5-12	.273/.417	19-26/2-2	.731/1000	34/34 -	19/8	7/20	9/3	7/1	11/20
Xavier	30/43	46/46	76-89	(13)	29-69/27-57	.420/.474	8-28/10-21	.286/.476	10-16/25-30	.625/.833	27/44 (17)	14/16	8/16	11/6	10/5	24/15
Florida	28/34	32/32	60-66	(6)	23-54/23-54	.426/.426	4-15/6-15	.267/.400	10-16/14-17	.625/.824	35/33 +2	4/9	21/15	5/6	7/7	21/17
MISSISSIPPI ST.	35/25	30/25	65-50	+15	22-54/19-63	.407/.302	7-20/6-21	.350/.286	14-16/6-8	.875/.750	37/38 (1)	18/9	14/16	11/4	5/9	11/16
UCLA	36/23	41/40	77-63	+14	27-58/23-56	.466/.411	8-17/11-29	.471/.379	15-23/6-9	.652/.667	35/35 -	17/11	9/18	5/4	12/2	16/21
UA-PINE BLUFF	43/16	34/33	77-49	+28	26-58/18-50	.448/.360	5-15/5-20	.333/.250	20-28/8-12	.714/.667	42/28 +14	17/9	15/22	3/3	13/4	12/19

Note: Game totals are displayed in the format TEAM/OPPONENT for each category



2017-18 Cincinnati Basketball
Cincinnati Game-by-Game Highs (as of Dec 20, 2017)
All games



Opponent	Date	Score	Points	Rebounds	Assists	Steals	Blocked shots
SAVANNAH STATE	11/10/17	107-77	19-EVANS, Jacob	11-CLARK, Gary	5-CUMBERLAND, Ja EVANS, Jacob JENIFER, Justin	2-EVANS, Jacob	2-EVANS, Jacob
WESTERN CAROLINA	11/13/17	102-51	20-CUMBERLAND, Ja	8-BROOKS, Nysier	6-EVANS, Jacob SCOTT, Tre	3-BROOME, Cane	2-WASHINGTON, Kyl
COPPIN STATE	11/16/17	97-54	19-CUMBERLAND, Ja	9-CLARK, Gary CUMBERLAND, Jar	4-EVANS, Jacob	2-MOORE, Trevor	2-WASHINGTON, Kyl
vs Buffalo	11/20/17	73-67	24-CLARK, Gary	14-CLARK, Gary	5-JENIFER, Justin	1-SCOTT, Tre BROOKS, Nysier WILLIAMS, Keith BROOME, Cane CUMBERLAND, Jar EVANS, Jacob CLARK, Gary	1-CLARK, Gary CUMBERLAND, Jar EVANS, Jacob
vs Richmond	11/21/17	75-48	13-BROOME, Cane	8-CLARK, Gary MOORE, Trevor	7-CLARK, Gary	2-BROOME, Cane CUMBERLAND, Jar	2-EVANS, Jacob
vs Wyoming	11/22/17	78-53	17-CLARK, Gary	11-WASHINGTON, Ky	5-EVANS, Jacob	2-BROOKS, Nysier BROOME, Cane	2-CLARK, Gary WASHINGTON, Kyl
ALABAMA STATE	11/27/17	83-51	14-CLARK, Gary	7-CLARK, Gary SCOTT, Tre	4-CUMBERLAND, Ja BROOME, Cane	2-CLARK, Gary EVANS, Jacob MOORE, Trevor	4-EVANS, Jacob
at Xavier	12/02/17	76-89	23-EVANS, Jacob	7-SCOTT, Tre CLARK, Gary	5-BROOME, Cane	2-CLARK, Gary EVANS, Jacob	4-NSOSEME, Eliel
vs Florida	12/09/17	60-66	15-BROOME, Cane	13-CLARK, Gary	2-CUMBERLAND, Ja	2-EVANS, Jacob BROOME, Cane	2-CUMBERLAND, Ja
MISSISSIPPI ST.	12/12/17	65-50	24-EVANS, Jacob	13-CLARK, Gary	4-BROOME, Cane CLARK, Gary	2-BROOME, Cane CLARK, Gary	5-CLARK, Gary
at UCLA	12/16/17	77-63	19-WASHINGTON, Ky	11-CLARK, Gary	5-CUMBERLAND, Ja	4-WASHINGTON, Kyl	3-CLARK, Gary
UA-PINE BLUFF	12/19/17	77-49	17-BROOME, Cane	7-EVANS, Jacob	3-CLARK, Gary BROOME, Cane SCOTT, Tre	3-EVANS, Jacob	1-EVANS, Jacob CLARK, Gary DIARRA, Mamoudo



2017-18 Cincinnati Basketball
Cincinnati Points-Rebounds-Assists (as of Dec 20, 2017)
All games



Opponent	Date	Score		01 EVANS,JACO	02 WILLIAMS,K	03 JENIFER,JU	05 MOORE,TREV	11 CLARK,GARY	13 SCOTT,TRE	14 BART,JACKS
SAVANNAH STATE	11/10/17	107-77	w	19-7-5	10-5-1	15-0-5	8-2-0	13-11-1	4-3-3	0-0-0
WESTERN CAROLINA	11/13/17	102-51	w	9-6-6	10-1-1	2-0-1	5-3-1	8-2-1	6-6-6	0-0-0
COPPIN STATE	11/16/17	97-54	w	11-2-4	4-2-2	16-2-2	5-2-0	12-9-2	6-5-3	0-0-0
vs Buffalo	11/20/17	73-67	w	9-4-3	4-1-0	2-2-5	3-1-0	24-14-0	0-0-0	DNP
vs Richmond	11/21/17	75-48	w	12-1-4	1-1-1	9-1-3	9-8-3	8-8-7	4-3-0	3-0-0
vs Wyoming	11/22/17	78-53	w	10-2-5	4-0-0	7-3-2	3-3-0	17-6-0	2-4-0	0-0-0
ALABAMA STATE	11/27/17	83-51	w	12-2-3	8-2-2	7-0-1	11-3-0	14-7-3	5-7-1	3-0-0
at Xavier	12/02/17	76-89	L	23-2-2	0-1-0	4-0-4	0-2-0	14-7-1	4-7-1	DNP
vs Florida	12/09/17	60-66	L	13-6-0	0-1-0	0-0-1	DNP	9-13-1	0-2-0	DNP
MISSISSIPPI ST.	12/12/17	65-50	w	24-8-2	4-1-0	3-0-3	0-0-0	9-13-4	0-0-1	DNP
at UCLA	12/16/17	77-63	w	16-5-2	4-3-1	7-2-1	0-0-0	10-11-4	0-1-0	DNP
UA-PINE BLUFF	12/19/17	77-49	w	12-7-1	9-2-1	3-0-1	6-4-2	6-6-3	6-5-3	0-0-0

Opponent	Date	Score		15 BROOME,CAN	20 DIARRA,MAM	22 NSOSEME,EL	24 WASHINGTON	31 MARTIN,SAM	32 KOZ,JOHN	33 BROOKS,NYS
SAVANNAH STATE	11/10/17	107-77	w	17-4-4	0-0-0	3-8-0	5-4-0	0-0-0	0-0-0	3-7-0
WESTERN CAROLINA	11/13/17	102-51	w	15-2-4	9-6-0	DNP	14-7-0	0-0-0	0-0-0	4-8-2
COPPIN STATE	11/16/17	97-54	w	4-1-2	5-3-1	2-5-2	11-6-1	0-0-0	0-0-0	2-2-1
vs Buffalo	11/20/17	73-67	w	2-2-1	DNP	0-0-0	13-4-0	DNP	DNP	2-2-0
vs Richmond	11/21/17	75-48	w	13-2-1	DNP	0-1-0	6-2-1	2-0-0	DNP	2-1-0
vs Wyoming	11/22/17	78-53	w	10-2-3	DNP	1-0-0	16-11-1	0-0-0	DNP	2-2-0
ALABAMA STATE	11/27/17	83-51	w	2-0-4	2-2-0	0-4-0	8-5-0	0-0-0	0-0-1	9-1-0
at Xavier	12/02/17	76-89	L	16-2-5	DNP	0-3-1	0-2-0	DNP	DNP	0-0-0
vs Florida	12/09/17	60-66	L	15-3-0	DNP	0-0-0	11-4-0	DNP	DNP	2-2-0
MISSISSIPPI ST.	12/12/17	65-50	w	2-0-4	0-0-0	DNP	16-5-1	DNP	DNP	0-1-0
at UCLA	12/16/17	77-63	w	9-2-3	DNP	0-1-0	19-4-1	DNP	DNP	2-1-0
UA-PINE BLUFF	12/19/17	77-49	w	17-3-3	2-1-1	0-1-1	5-2-0	0-0-0	0-0-0	7-1-0

Opponent	Date	Score		34 CUMBERLAND
SAVANNAH STATE	11/10/17	107-77	w	10-7-5
WESTERN CAROLINA	11/13/17	102-51	w	20-2-2
COPPIN STATE	11/16/17	97-54	w	19-9-3
vs Buffalo	11/20/17	73-67	w	14-6-2
vs Richmond	11/21/17	75-48	w	6-5-0
vs Wyoming	11/22/17	78-53	w	6-2-1
ALABAMA STATE	11/27/17	83-51	w	2-0-4
at Xavier	12/02/17	76-89	L	15-0-0
vs Florida	12/09/17	60-66	L	10-2-2
MISSISSIPPI ST.	12/12/17	65-50	w	7-5-3
at UCLA	12/16/17	77-63	w	10-4-5
UA-PINE BLUFF	12/19/17	77-49	w	4-3-1



2017-18 Cincinnati Basketball
Cincinnati Season/Career Statistics (as of Dec 20, 2017)
All games



SEASON STATISTICS

CAREER STATISTICS

SUMMARY	gp-gs	min/g	fg%	3fg%	ft%	r/g	a/g	stl	blk	pts/g	gp-gs	min/g	fg%	3fg%	ft%	r/g	a/g	stl	blk	pts/g
EVANS, Jacob	12-12	28.9	.496	.429	.769	4.3	3.1	14	17	14.2	81-56	28.3	.441	.388	.758	4.2	2.3	87	74	11.5
CLARK, Gary	12-12	25.8	.456	.318	.860	8.9	2.3	19	18	12.0	115-113	28.6	.516	.337	.702	8.1	2.0	131	154	9.9
WASHINGTON, Kyle	12-10	21.0	.533	.500	.710	4.7	0.4	7	11	10.3	48-45	23.8	.514	.380	.710	6.2	0.8	20	53	12.3
CUMBERLAND, Jarron	12-12	25.1	.402	.365	.514	3.8	2.3	9	8	10.3	47-12	20.6	.461	.358	.607	2.7	1.7	43	17	8.8
BROOME, Cane	12-3	20.7	.518	.433	.700	1.9	2.8	16	1	10.2	12-3	20.7	.518	.433	.700	1.9	2.8	16	1	10.2
JENIFER, Justin	12-9	20.2	.390	.406	.762	0.8	2.4	4	0	6.3	74-9	12.4	.391	.374	.673	0.9	1.8	34	0	3.2
WILLIAMS, Keith	12-0	12.8	.456	.067	.357	1.7	0.8	7	1	4.8	12-0	12.8	.456	.067	.357	1.7	0.8	7	1	4.8
MOORE, Trevor	11-0	12.5	.405	.375	.667	2.5	0.5	9	0	4.5	11-0	12.5	.405	.375	.667	2.5	0.5	9	0	4.5
SCOTT, Tre	12-0	13.1	.667	.000	.684	3.6	1.5	9	2	3.1	47-0	10.9	.528	.333	.569	2.8	0.8	26	17	3.1
DIARRA, Mamoudou	6-0	7.0	.333	.500	.833	2.0	0.3	1	5	3.0	6-0	7.0	.333	.500	.833	2.0	0.3	1	5	3.0
BROOKS, Nysier	12-2	10.3	.545	.000	.688	2.3	0.3	6	4	2.9	45-2	9.0	.533	.000	.607	1.8	0.1	10	26	2.5
BART, Jackson	7-0	1.1	.400	.500	.000	0.0	0.0	0	0	0.9	15-0	1.3	.286	.333	.000	0.0	0.0	0	0	0.4
NSOSEME, Eliel	10-0	6.5	.500	.000	.200	2.3	0.4	2	5	0.6	10-0	6.5	.500	.000	.200	2.3	0.4	2	5	0.6
MARTIN, Sam	7-0	1.3	.000	.000	1.000	0.0	0.0	0	0	0.3	7-0	1.3	.000	.000	1.000	0.0	0.0	0	0	0.3
KOZ, John	5-0	1.0	.000	.000	.000	0.0	0.2	0	0	0.0	11-0	1.4	.000	.000	.000	0.2	0.3	0	0	0.0

SCORING	fg-fga	fg%	3fg-fga	3fg%	ft-fta	ft%	pts	pts/g	fg-fga	fg%	3fg-fga	3fg%	ft-fta	ft%	pts	pts/g
EVANS, Jacob	58-117	.496	24-56	.429	30-39	.769	170	14.2	320-725	.441	138-356	.388	157-207	.758	935	11.5
CLARK, Gary	47-103	.456	7-22	.318	43-50	.860	144	12.0	429-832	.516	34-101	.337	250-356	.702	1142	9.9
WASHINGTON, Kyle	49-92	.533	4-8	.500	22-31	.710	124	10.3	233-453	.514	19-50	.380	103-145	.710	588	12.3
CUMBERLAND, Jarron	43-107	.402	19-52	.365	18-35	.514	123	10.3	142-308	.461	57-159	.358	74-122	.607	415	8.8
BROOME, Cane	44-85	.518	13-30	.433	21-30	.700	122	10.2	44-85	.518	13-30	.433	21-30	.700	122	10.2
JENIFER, Justin	23-59	.390	13-32	.406	16-21	.762	75	6.3	81-207	.391	40-107	.374	37-55	.673	239	3.2
WILLIAMS, Keith	26-57	.456	1-15	.067	5-14	.357	58	4.8	26-57	.456	1-15	.067	5-14	.357	58	4.8
MOORE, Trevor	15-37	.405	12-32	.375	8-12	.667	50	4.5	15-37	.405	12-32	.375	8-12	.667	50	4.5
SCOTT, Tre	12-18	.667	0-0	.000	13-19	.684	37	3.1	57-108	.528	1-3	.333	29-51	.569	144	3.1
DIARRA, Mamoudou	6-18	.333	1-2	.500	5-6	.833	18	3.0	6-18	.333	1-2	.500	5-6	.833	18	3.0
BROOKS, Nysier	12-22	.545	0-0	.000	11-16	.688	35	2.9	40-75	.533	0-0	.000	34-56	.607	114	2.5
BART, Jackson	2-5	.400	2-4	.500	0-0	.000	6	0.9	2-7	.286	2-6	.333	0-0	.000	6	0.4
NSOSEME, Eliel	2-4	.500	0-0	.000	2-10	.200	6	0.6	2-4	.500	0-0	.000	2-10	.200	6	0.6
MARTIN, Sam	0-2	.000	0-1	.000	2-2	1.000	2	0.3	0-2	.000	0-1	.000	2-2	1.000	2	0.3
KOZ, John	0-0	.000	0-0	.000	0-0	.000	0	0.0	0-2	.000	0-2	.000	0-0	.000	0	0.0

TOTALS	o-reb	d-reb	t-reb	pf	fo	ast	to	a/to	o-reb	d-reb	t-reb	pf	fo	ast	to	a/to
EVANS, Jacob	12	40	52	27	0	37	25	1.5	101	236	337	164	2	187	94	2.0
CLARK, Gary	42	65	107	22	0	27	14	1.9	357	569	926	219	0	230	135	1.7
WASHINGTON, Kyle	12	44	56	20	0	5	16	0.3	90	209	299	111	2	36	69	0.5
CUMBERLAND, Jarron	12	33	45	20	0	28	23	1.2	48	81	129	83	0	80	58	1.4
BROOME, Cane	6	17	23	22	0	34	24	1.4	6	17	23	22	0	34	24	1.4
JENIFER, Justin	3	7	10	16	0	29	8	3.6	13	50	63	66	0	131	41	3.2
WILLIAMS, Keith	7	13	20	8	0	9	13	0.7	7	13	20	8	0	9	13	0.7
MOORE, Trevor	4	24	28	15	0	6	5	1.2	4	24	28	15	0	6	5	1.2
SCOTT, Tre	17	26	43	14	0	18	11	1.6	41	90	131	39	0	38	27	1.4
DIARRA, Mamoudou	5	7	12	3	0	2	4	0.5	5	7	12	3	0	2	4	0.5
BROOKS, Nysier	8	20	28	18	0	3	6	0.5	28	53	81	73	1	5	25	0.2
BART, Jackson	0	0	0	0	0	0	0	0.0	0	0	0	2	0	0	0	0.0
NSOSEME, Eliel	7	16	23	10	0	4	7	0.6	7	16	23	10	0	4	7	0.6
MARTIN, Sam	0	0	0	3	0	0	2	0.0	0	0	0	3	0	0	2	0.0
KOZ, John	0	0	0	0	0	1	0	0.0	0	2	2	0	0	3	0	0.0



2017-18 Cincinnati Basketball
Cincinnati Team High/Low Analysis (as of Dec 20, 2017)
All games



Cincinnati - TEAM GAME HIGHS

POINTS	107	SAVANNAH STATE (11/10/17)
	102	WESTERN CAROLINA (11/13/17)
	97	COPPIN STATE (11/16/17)
	83	ALABAMA STATE (11/27/17)
	78	vs Wyoming (11/22/17)
FIELD GOALS MADE	41	SAVANNAH STATE (11/10/17)
	33	WESTERN CAROLINA (11/13/17)
FIELD GOAL ATTEMPTS	86	SAVANNAH STATE (11/10/17)
	69	at Xavier (12/02/17)
FIELD GOAL PERCENTAGE	.543 (25-46)	vs Richmond (11/21/17)
	.516 (33-64)	WESTERN CAROLINA (11/13/17)
3 PT FIELD GOALS MADE	13	vs Richmond (11/21/17)
	13	SAVANNAH STATE (11/10/17)
3 PT FG ATTEMPTS	39	SAVANNAH STATE (11/10/17)
	29	COPPIN STATE (11/16/17)
3 PT FG PERCENTAGE	.542 (13-24)	vs Richmond (11/21/17)
	.500 (7-14)	vs Wyoming (11/22/17)
FREE THROWS MADE	27	vs Buffalo (11/20/17)
	27	WESTERN CAROLINA (11/13/17)
FREE THROW ATTEMPTS	36	COPPIN STATE (11/16/17)
	35	vs Buffalo (11/20/17)
FREE THROW PERCENTAGE	.875 (14-16)	MISSISSIPPI ST. (12/12/17)
	.794 (27-34)	WESTERN CAROLINA (11/13/17)
REBOUNDS	65	SAVANNAH STATE (11/10/17)
	51	COPPIN STATE (11/16/17)
ASSISTS	24	WESTERN CAROLINA (11/13/17)
	24	SAVANNAH STATE (11/10/17)
STEALS	13	UA-PINE BLUFF (12/19/17)
	12	at UCLA (12/16/17)
BLOCKED SHOTS	11	MISSISSIPPI ST. (12/12/17)
	11	at Xavier (12/02/17)
TURNOVERS	21	vs Florida (12/09/17)
	20	vs Richmond (11/21/17)
	20	SAVANNAH STATE (11/10/17)
FOULS	24	at Xavier (12/02/17)
	21	vs Florida (12/09/17)
	21	vs Richmond (11/21/17)



2017-18 Cincinnati Basketball
Cincinnati High/Low Analysis (as of Dec 20, 2017)
All games



Opponent - GAME HIGHS

POINTS	89	at Xavier (12/02/17)
	77	SAVANNAH STATE (11/10/17)
	67	vs Buffalo (11/20/17)
	66	vs Florida (12/09/17)
	63	at UCLA (12/16/17)
FIELD GOALS MADE	27	at Xavier (12/02/17)
	26	SAVANNAH STATE (11/10/17)
FIELD GOAL ATTEMPTS	74	SAVANNAH STATE (11/10/17)
	65	vs Buffalo (11/20/17)
FIELD GOAL PERCENTAGE	.474 (27-57)	at Xavier (12/02/17)
	.426 (23-54)	vs Florida (12/09/17)
3 PT FIELD GOALS MADE	13	SAVANNAH STATE (11/10/17)
	11	at UCLA (12/16/17)
3 PT FG ATTEMPTS	44	SAVANNAH STATE (11/10/17)
	29	at UCLA (12/16/17)
	29	vs Buffalo (11/20/17)
3 PT FG PERCENTAGE	.476 (10-21)	at Xavier (12/02/17)
	.417 (5-12)	ALABAMA STATE (11/27/17)
FREE THROWS MADE	25	at Xavier (12/02/17)
	17	vs Wyoming (11/22/17)
FREE THROW ATTEMPTS	30	at Xavier (12/02/17)
	25	vs Wyoming (11/22/17)
FREE THROW PERCENTAGE	1.000 (12-12)	COPPIN STATE (11/16/17)
	1.000 (2-2)	ALABAMA STATE (11/27/17)
REBOUNDS	44	at Xavier (12/02/17)
	39	vs Buffalo (11/20/17)
ASSISTS	19	SAVANNAH STATE (11/10/17)
	16	at Xavier (12/02/17)
STEALS	11	SAVANNAH STATE (11/10/17)
	9	MISSISSIPPI ST. (12/12/17)
BLOCKED SHOTS	6	vs Florida (12/09/17)
	6	at Xavier (12/02/17)
TURNOVERS	22	UA-PINE BLUFF (12/19/17)
	22	WESTERN CAROLINA (11/13/17)
FOULS	30	vs Buffalo (11/20/17)
	24	COPPIN STATE (11/16/17)
	24	SAVANNAH STATE (11/10/17)



2017-18 Cincinnati Basketball
Cincinnati High/Low Analysis (as of Dec 20, 2017)
All games



Cincinnati - GAME LOWS

POINTS	60	vs Florida (12/09/17)
	65	MISSISSIPPI ST. (12/12/17)
	73	vs Buffalo (11/20/17)
	75	vs Richmond (11/21/17)
	76	at Xavier (12/02/17)
FIELD GOALS MADE	21	vs Buffalo (11/20/17)
	22	MISSISSIPPI ST. (12/12/17)
FIELD GOAL ATTEMPTS	46	vs Richmond (11/21/17)
	53	vs Buffalo (11/20/17)
FIELD GOAL PERCENTAGE	.396 (21-53)	vs Buffalo (11/20/17)
	.407 (22-54)	MISSISSIPPI ST. (12/12/17)
3 PT FIELD GOALS MADE	4	vs Buffalo (11/20/17)
	4	vs Florida (12/09/17)
3 PT FG ATTEMPTS	10	vs Buffalo (11/20/17)
	14	vs Wyoming (11/22/17)
3 PT FG PERCENTAGE	.267 (4-15)	vs Florida (12/09/17)
	.273 (6-22)	ALABAMA STATE (11/27/17)
FREE THROWS MADE	9	vs Wyoming (11/22/17)
	10	at Xavier (12/02/17)
	10	vs Florida (12/09/17)
FREE THROW ATTEMPTS	14	vs Wyoming (11/22/17)
	16	at Xavier (12/02/17)
	16	vs Florida (12/09/17)
	16	MISSISSIPPI ST. (12/12/17)
FREE THROW PERCENTAGE	.500 (12-24)	SAVANNAH STATE (11/10/17)
	.583 (21-36)	COPPIN STATE (11/16/17)
REBOUNDS	27	at Xavier (12/02/17)
	34	ALABAMA STATE (11/27/17)
ASSISTS	4	vs Florida (12/09/17)
	11	vs Buffalo (11/20/17)
STEALS	5	MISSISSIPPI ST. (12/12/17)
	7	SAVANNAH STATE (11/10/17)
	7	COPPIN STATE (11/16/17)
	7	vs Buffalo (11/20/17)
	7	ALABAMA STATE (11/27/17)
	7	vs Florida (12/09/17)
BLOCKED SHOTS	3	vs Buffalo (11/20/17)
	3	UA-PINE BLUFF (12/19/17)
TURNOVERS	7	COPPIN STATE (11/16/17)
	7	ALABAMA STATE (11/27/17)
FOULS	10	COPPIN STATE (11/16/17)
	11	ALABAMA STATE (11/27/17)
	11	MISSISSIPPI ST. (12/12/17)



2017-18 Cincinnati Basketball
Cincinnati High/Low Analysis (as of Dec 20, 2017)
All games



Opponent - GAME LOWS

POINTS	48	vs Richmond (11/21/17)
	49	UA-PINE BLUFF (12/19/17)
	50	MISSISSIPPI ST. (12/12/17)
	51	WESTERN CAROLINA (11/13/17)
	51	ALABAMA STATE (11/27/17)
FIELD GOALS MADE	15	vs Wyoming (11/22/17)
	16	vs Richmond (11/21/17)
FIELD GOAL ATTEMPTS	42	vs Richmond (11/21/17)
	48	vs Wyoming (11/22/17)
FIELD GOAL PERCENTAGE	.302 (19-63)	MISSISSIPPI ST. (12/12/17)
	.313 (15-48)	vs Wyoming (11/22/17)
3 PT FIELD GOALS MADE	4	COPPIN STATE (11/16/17)
	5	WESTERN CAROLINA (11/13/17)
	5	ALABAMA STATE (11/27/17)
	5	UA-PINE BLUFF (12/19/17)
3 PT FG ATTEMPTS	12	ALABAMA STATE (11/27/17)
	15	vs Florida (12/09/17)
3 PT FG PERCENTAGE	.211 (4-19)	COPPIN STATE (11/16/17)
	.250 (5-20)	UA-PINE BLUFF (12/19/17)
FREE THROWS MADE	2	ALABAMA STATE (11/27/17)
	6	MISSISSIPPI ST. (12/12/17)
	6	at UCLA (12/16/17)
FREE THROW ATTEMPTS	2	ALABAMA STATE (11/27/17)
	8	MISSISSIPPI ST. (12/12/17)
FREE THROW PERCENTAGE	.556 (10-18)	WESTERN CAROLINA (11/13/17)
	.588 (10-17)	vs Richmond (11/21/17)
REBOUNDS	22	vs Richmond (11/21/17)
	27	COPPIN STATE (11/16/17)
ASSISTS	7	COPPIN STATE (11/16/17)
	8	ALABAMA STATE (11/27/17)
STEALS	1	ALABAMA STATE (11/27/17)
	2	at UCLA (12/16/17)
BLOCKED SHOTS	1	WESTERN CAROLINA (11/13/17)
	1	COPPIN STATE (11/16/17)
TURNOVERS	11	COPPIN STATE (11/16/17)
	14	vs Wyoming (11/22/17)
FOULS	15	vs Wyoming (11/22/17)
	15	at Xavier (12/02/17)



2017-18 Cincinnati Basketball
 Cincinnati Player High/Low Analysis (as of Dec 20, 2017)
All games



Cincinnati - INDIVIDUAL GAME HIGHS

Points	24		EVANS, Jacob vs Mississippi St. (12/12/17)
	24		CLARK, Gary vs Buffalo (11/20/17)
	23		EVANS, Jacob at Xavier (12/02/17)
	20		CUMBERLAND, Jarron vs Western Carolina (11/13/17)
	19		WASHINGTON, Kyle at UCLA (12/16/17)
	19		CUMBERLAND, Jarron vs Coppin State (11/16/17)
	19		EVANS, Jacob vs Savannah State (11/10/17)
Field Goals Made	9		EVANS, Jacob at Xavier (12/02/17)
	8		WASHINGTON, Kyle vs Mississippi St. (12/12/17)
	8		WASHINGTON, Kyle vs Wyoming (11/22/17)
	8		CLARK, Gary vs Wyoming (11/22/17)
Field Goal Att.	15		WASHINGTON, Kyle vs Mississippi St. (12/12/17)
	15		EVANS, Jacob at Xavier (12/02/17)
	15		CLARK, Gary at Xavier (12/02/17)
	15		EVANS, Jacob vs Savannah State (11/10/17)
FG Pct (min 5 made)	.750	(6-8)	BROOME, Cane vs Florida (12/09/17)
	.714	(5-7)	BROOME, Cane vs Richmond (11/21/17)
	.714	(5-7)	WILLIAMS, Keith vs Western Carolina (11/13/17)
3-Point FG Made	5		BROOME, Cane vs Savannah State (11/10/17)
	4		EVANS, Jacob at UCLA (12/16/17)
	4		EVANS, Jacob vs Mississippi St. (12/12/17)
	4		CUMBERLAND, Jarron vs Coppin State (11/16/17)
	4		JENIFER, Justin vs Coppin State (11/16/17)
	4		CUMBERLAND, Jarron vs Western Carolina (11/13/17)
	4		EVANS, Jacob vs Savannah State (11/10/17)
3-Point FG Att.	11		EVANS, Jacob vs Savannah State (11/10/17)
	10		CUMBERLAND, Jarron vs Coppin State (11/16/17)
3-Pt FG Pct (min 2 made)	1.000	(2-2)	JENIFER, Justin vs Wyoming (11/22/17)
	.800	(4-5)	JENIFER, Justin vs Coppin State (11/16/17)
Free Throws Made	11		CLARK, Gary vs Buffalo (11/20/17)
	8		CLARK, Gary vs Alabama State (11/27/17)
Free Throw Att.	13		CLARK, Gary vs Buffalo (11/20/17)
	8		CLARK, Gary vs Alabama State (11/27/17)
FT Pct (min 3 made)	1.000	(8-8)	CLARK, Gary vs Alabama State (11/27/17)
	1.000	(6-6)	CLARK, Gary vs UA-Pine Bluff (12/19/17)
	1.000	(6-6)	EVANS, Jacob vs Mississippi St. (12/12/17)
	1.000	(6-6)	WASHINGTON, Kyle vs Buffalo (11/20/17)
	1.000	(6-6)	EVANS, Jacob vs Coppin State (11/16/17)
	1.000	(5-5)	WASHINGTON, Kyle vs Western Carolina (11/13/17)
	1.000	(4-4)	BROOME, Cane at UCLA (12/16/17)
	1.000	(4-4)	CLARK, Gary vs Mississippi St. (12/12/17)
	1.000	(4-4)	JENIFER, Justin vs Coppin State (11/16/17)
	1.000	(4-4)	CUMBERLAND, Jarron vs Western Carolina (11/13/17)
	1.000	(4-4)	CLARK, Gary vs Western Carolina (11/13/17)
Rebounds	14		CLARK, Gary vs Buffalo (11/20/17)
	13		CLARK, Gary vs Mississippi St. (12/12/17)
	13		CLARK, Gary vs Florida (12/09/17)
Assists	7		CLARK, Gary vs Richmond (11/21/17)
	6		SCOTT, Tre vs Western Carolina (11/13/17)
	6		EVANS, Jacob vs Western Carolina (11/13/17)
Steals	4		WASHINGTON, Kyle at UCLA (12/16/17)
	3		EVANS, Jacob vs UA-Pine Bluff (12/19/17)
	3		CLARK, Gary at UCLA (12/16/17)

	3	BROOME, Cane vs Western Carolina (11/13/17)
Blocked Shots	5	CLARK, Gary vs Mississippi St. (12/12/17)
	4	NSOSEME, Eliel at Xavier (12/02/17)
	4	EVANS, Jacob vs Alabama State (11/27/17)
Turnovers	7	CUMBERLAND, Jarron vs Buffalo (11/20/17)
	6	BROOME, Cane vs Savannah State (11/10/17)
Fouls	4	BROOKS, Nysier at UCLA (12/16/17)
	4	CUMBERLAND, Jarron vs Florida (12/09/17)
	4	EVANS, Jacob vs Florida (12/09/17)
	4	CUMBERLAND, Jarron at Xavier (12/02/17)
	4	BROOME, Cane at Xavier (12/02/17)
	4	EVANS, Jacob vs Wyoming (11/22/17)
	4	CUMBERLAND, Jarron vs Buffalo (11/20/17)
	4	EVANS, Jacob vs Buffalo (11/20/17)



2017-18 Cincinnati Basketball
 Cincinnati Opponent High/Low Analysis (as of Dec 20, 2017)
All games



OPPONENT INDIVIDUAL GAME HIGHS

Points	29	MASSINBURG, CJ vs Buffalo (11/20/17)
	28	BLUIETT, Trevon at Xavier (12/02/17)
	21	Koulechov, Egor vs Florida (12/09/17)
	18	Aric Holman vs Mississippi St. (12/12/17)
	17	Holiday, Aaron at UCLA (12/16/17)
	17	Hudson, Jalen vs Florida (12/09/17)
	17	KANTER, Kerem at Xavier (12/02/17)
	17	HARRIS, Jeremy vs Buffalo (11/20/17)
Field Goals Made	9	MASSINBURG, CJ vs Buffalo (11/20/17)
	8	Koulechov, Egor vs Florida (12/09/17)
Field Goal Att.	21	MASSINBURG, CJ vs Buffalo (11/20/17)
	20	HARRIS, Jeremy vs Buffalo (11/20/17)
FG Pct (min 5 made)	.833 (5-6)	Johnson, Branden vs Alabama State (11/27/17)
	.750 (6-8)	Hudson, Jalen vs Florida (12/09/17)
	.750 (6-8)	KANTER, Kerem at Xavier (12/02/17)
3-Point FG Made	5	BLUIETT, Trevon at Xavier (12/02/17)
	4	Hands, Jaylen at UCLA (12/16/17)
	4	HARRIS, Jeremy vs Buffalo (11/20/17)
	4	MASSINBURG, CJ vs Buffalo (11/20/17)
	4	DASENT, Austin vs Savannah State (11/10/17)
3-Point FG Att.	10	BLUIETT, Trevon at Xavier (12/02/17)
	10	HARRIS, Jeremy vs Buffalo (11/20/17)
3-Pt FG Pct (min 2 made)	1.000 (3-3)	Aric Holman vs Mississippi St. (12/12/17)
	1.000 (2-2)	KANTER, Kerem at Xavier (12/02/17)
	1.000 (2-2)	KIRBY, Joe vs Richmond (11/21/17)
Free Throws Made	9	BLUIETT, Trevon at Xavier (12/02/17)
	8	HARPER, Travon vs UA-Pine Bluff (12/19/17)
Free Throw Att.	11	BLUIETT, Trevon at Xavier (12/02/17)
	10	HARPER, Travon vs UA-Pine Bluff (12/19/17)
FT Pct (min 3 made)	1.000 (4-4)	Koulechov, Egor vs Florida (12/09/17)
	1.000 (4-4)	GILYARD, Jacob vs Richmond (11/21/17)
	1.000 (4-4)	MORGAN, Lamar vs Coppin State (11/16/17)
	1.000 (4-4)	DAVIS, Karonn vs Coppin State (11/16/17)
	1.000 (3-3)	CABEZA, Jahir vs Savannah State (11/10/17)
Rebounds	10	Aric Holman vs Mississippi St. (12/12/17)
	10	GATES, Kaiser at Xavier (12/02/17)
	10	MASSINBURG, CJ vs Buffalo (11/20/17)
Assists	8	GOODIN, Quentin at Xavier (12/02/17)
	6	Chiozza, Chris vs Florida (12/09/17)
	6	DASENT, Austin vs Savannah State (11/10/17)
Steals	4	Abdul Ado vs Mississippi St. (12/12/17)
	3	Nick Weatherspoon vs Mississippi St. (12/12/17)
	3	Mike Amius vs Western Carolina (11/13/17)
	3	DASENT, Austin vs Savannah State (11/10/17)
	3	EVANS, Ty'lik vs Savannah State (11/10/17)
Blocked Shots	3	Abdul Ado vs Mississippi St. (12/12/17)
	2	STEEN, Trent vs UA-Pine Bluff (12/19/17)
	2	Wilkes, Kris at UCLA (12/16/17)
	2	Hayes, Kavarrius vs Florida (12/09/17)
	2	Stone, Keith vs Florida (12/09/17)
	2	KANTER, Kerem at Xavier (12/02/17)
	2	Johnson, Branden vs Alabama State (11/27/17)
	2	BERTRAM, Brock vs Buffalo (11/20/17)

Turnovers	7	BUCKINGHAM, De'Monte vs Richmond (11/21/17)
	6	Lamar Peters vs Mississippi St. (12/12/17)
	6	GOODIN, Quentin at Xavier (12/02/17)
Fouls	5	PERKINS, Nick vs Buffalo (11/20/17)
	5	CARUTHERS, Dontay vs Buffalo (11/20/17)
	5	COUNCIL, Cedric vs Coppin State (11/16/17)
	5	TRAORE, Adam vs Coppin State (11/16/17)