



CINCINNATI

2021 FOOTBALL GAME NOTES



UC ATHLETICS COMMUNICATIONS 2751 O'VARSITY WAY SUITE 860 CINCINNATI, OHIO 45221-0021 • GOBEARCATS.COM

GAME
9



2/2 CINCINNATI

8-0 • 4-0 AAC

VS

TULSA

3-5 • 2-2 AAC

SATURDAY, NOV. 6, 2021 • 3:30 PM ET • NIPPERT STADIUM • CINCINNATI, OHIO



2021 SCHEDULE / RESULTS

DATE	OPPONENT [TV]	TIME (ET)/RES
Sept. 4	MIAMI [OH] (ESPN+)	W, 49-14
Sept. 11	MURRAY STATE (ESPN+)	W, 42-7
Sept. 18	@ Indiana (ESPN)	W, 38-24
Oct. 2	@ Notre Dame (NBC)	W, 24-13
Oct. 8	TEMPLE * (ESPN)	W, 52-3
Oct. 16	UCF * (ABC)	W, 56-21
Oct. 23	@ Navy * (ESPN2)	W, 27-20
Oct. 30	@ Tulane * (ESPN2)	W, 31-12
Nov. 6	TULSA * (ESPN2) Homecoming	3:30 p.m.
Nov. 12	@ South Florida * (ESPN2)	6 p.m.
Nov. 20	SMU *	
Nov. 26	@ East Carolina *	

All times ET. Home games in **BOLD CAPS**, played at Nippert Stadium. * - American Athletic Conference game.

ON THE AIR

TV: ESPN2

- Play-by-Play Anish Shroff
- Analyst Mike Golic, Jr.
- Sideline Taylor McGregor
- Online: ESPN+ Mobile App: ESPN+

RADIO: BEARCATS SPORTS NETWORK

- Play-by-Play Dan Hoard
- Analyst Jim Kelly Jr.
- Host/Engineer Mo Egger
- Local: 700 WLW AM
- Satellite: Sirius 119 / XM 206 / Sirius App 969
- App: The Varsity Network: "Search Cincinnati"

LIVE STATS: Cincinnati.StatBroadcast.com

SOCIAL MEDIA

- Twitter @GoBears | @GoBearsFB | @CoachFick
- Hashtag #Bears | #TEAM | #CinCityPride
- Instagram @GoBears | @GoBearsFB
- Facebook GoBears | GoBearsFootball

ATHLETICS COMMUNICATIONS

ZACH STIPE Associate AD/Communications (FB SID)
 Phone (C): 865-244-6119
 Email: zach.stipe@uc.edu
 Twitter @zachstipe

MEGAN COFFEY/DAVID COHEN Secondary FB Contacts
 Phone (C/C): 773-343-5870 / 817-739-6585
 Email: Megan.Coffey@uc.edu / David.Cohen@uc.edu
 Twitter @megacoffey21 / @DavidECohen
 Web: GoBEARCATS.com

2020 AMERICAN ATHLETIC CONFERENCE CHAMPIONS



2/2 CINCINNATI BEARCATS

Head Coach Luke Fickell
Record at Cincinnati 43-14 (Fifth Year)
Overall Record 49-21 (Sixth Year)



TULSA GOLDEN HURRICANE

Head Coach Philip Montgomery
Record at School 34-44 (Seventh Year)
Overall Record 34-44 (Seventh Year)

GAME INFORMATION

Facility Nippert Stadium
Capacity 40,000
TV ESPN2
Radio 700 WLW AM / Sirius 119 / XM 206
Online SiriusXM Internet Channel 969
Series Record Tulsa leads 17-16-2 overall
Neutral Site 0-0
Last Meeting Dec. 19, 2020 [Cincinnati won 27-24, AAC Champ.]

SECOND-RANKED CINCINNATI HOSTS COLLEGE GAMEDAY FOR FIRST TIME EVER ON HOMECOMING WEEKEND

- The No. 2/2-ranked Cincinnati football team will look to move to 9-0 for a second straight season and just the fourth time ever against Tulsa in an American Athletic Conference matchup at 3:30 ET on Saturday at Nippert Stadium in Cincinnati. ESPN's College Gameday will broadcast live from campus from 9 a.m. to 12 p.m. ET.
- Cincinnati and Tulsa have met 36 times, but Saturday will mark just the fifth matchup since 1997. Tulsa leads the all-time series 17-16-2 with UC winning six of the past seven matchups.
- Cincinnati won the last matchup, 27-24, in the 2020 American Athletic Conference Championship game in Nippert Stadium.
- Tulsa is coming off a 20-17 loss to Navy to drop to 3-5 and 2-2 in the AAC.
- The Bearcats are coming off a 31-12 win at Tulane on Saturday where senior Desmond Ridder threw three touchdown passes, junior tight end Josh Whyte had his second straight game with two touchdown receptions, senior Coby Bryant recorded his third interception of the season and Jowon Briggs recorded his first sack as a Bearcat. Junior Jerome Ford recorded his 14th rushing touchdown of the season, tying him for fourth in school history in single-season rushing scores with Michael Warren (2019). Senior safety Ja'von Hicks picked off his second pass of the season and seventh of his career.
- Last week, cornerbacks Coby Bryant and Ahmad "Sauce" Gardner were both named to the 12-player semifinalist list for the Jim Thorpe Award. On Monday, linebacker Darrian Beavers was named one of 16 semifinalists for the Dick Butkus award.

CINCINNATI PROVES ITS ELITE

- UC is **THE ONLY TEAM IN THE COUNTRY** that ranks in the Top 10 in scoring (39.9, 9th) and scoring defense (14.3, 2nd).
- Cincinnati is 39-6 (.867) since the start of 2018 and sports a 17-1 record (.944) since the start of 2020 with the Bearcats only loss over the last 22 months coming by three points, 24-21, to current-No. 1 Georgia in the 2020 Peach Bowl.
- The Bearcats have jumped out to an 8-0 start in 2021 and own one of the nation's top resumes thanks to a pair of double-digit road wins over non-conference opponents. UC defeated No. 9 Notre Dame, 24-13, two weeks after taking out IU, 38-24. No SEC team and only one Big 10 team (Purdue) will even play two non-conference road games in 2021.
- Defensively, the Bearcats rank No. 2 in the nation in scoring defense (14.3), No. 1 in pass efficiency defense (88.31), No. 1 in opponent completion percentage (50.7%), No. 2 in interceptions (14), No. 3 in yards per play (4.19), No. 2 in TDs allowed (4) and No. 4 in passing yards allowed (154.9). Cincinnati also ranks No. 2 in red zone defense (59.1%, 13 of 21).
- Offensively, the Bearcats rank No. 1 in 4th down conversions (7-7) and No. 9 in scoring (39.9 points/game).

THE RIDDER FACTOR

• Senior quarterback Desmond Ridder is one of the nation's top players and the leader of the Cincinnati offense. The Louisville, Ky., native is the nation's winningest quarterback with a 39-5 career record (88.6%). In 2021, he has passed for 1,847 yards and has 21 total TDs. Ridder has completed 143 of 225 pass attempts (63.6%) to go along with 171 rushing yards and three scores on the ground. He was named the Davey O'Brien National QB of the Week after his 323-total yard, 3-TD performance to lead UC to its first ever win over a Top 10 team on the road at Notre Dame. (For more on Ridder go to page 8)

THE FICKELL ERA

- Luke Fickell, a two-time AAC Coach of the Year, is 43-14 (.754) in five seasons at UC. He has led Cincinnati to back-to-back 11-win campaigns (2018-2019) and an undefeated regular season in 2020, which was capped by an AAC championship and an appearance in the Chick-Fil-A Peach Bowl. His impressive resume includes being on the staff of two national-championship winning teams at his alma mater, Ohio State (2002 and 2014), and seeing more than 40 of his players selected in the NFL Draft.

STREAKS, STORYLINES, SIDEBARS ...

- RB Jerome Ford is tied for third in the nation with 15 overall touchdowns and 14 rushing scores.
- Junior Ahmad "Sauce" Gardner is one of the nation's top defensive players. Per PFF, he has allowed only 10 receptions on 20 targets in 2021. His 19.5 opponent passer rating is the second-lowest in the country. He has never allowed a TD pass.
- UC is currently ranked No. 2 in the AP and Coaches polls, Cincinnati's highest mark ever (UC was No. 4 in 2009).
- Cincinnati's win over Tulane was its 34th consecutive win over an unranked opponent and its 11th straight in the AAC.
- The Bearcats have been ranked in 36 consecutive national polls and have been in the AP Top 10 for more than one year.
- UC has won 24-straight at Nippert Stadium, which is the second-longest home win streak in the country behind Clemson (32). UC's last home loss was a 35-24 defeat to Temple on Nov. 10, 2017.
- Cincinnati's win at No. 9 Notre Dame was the program's first-ever win over a Top-10 team on the road.
- UC ranks No. 4 in the nation in yards per rush vs. FBS (5.6).
- UC has won a league title six times in the last 14 years and has played in 12 bowl games in the past 15 years.
- UC has won five of the last six AAC FB Team Academic Excellence Awards and posted a school-record GPA (3.212) in spring 2021.
- UC returned 16 starters from last season's squad, including QB Desmond Ridder, and All-American CB Ahmad Gardner.
- Cincinnati is 645-594-50 (.520) all-time.
- UC is playing its 134th football season in 2021. The Bearcats program dates to 1885 and is one of the 10 oldest in the FBS.

GET CONNECTED:

GoBears
GoBearsFootballGoBears
GoBearsFB / Coach FickGoBears
GoBearsFBgobears.com
bears_fb

The University of Cincinnati Athletics Communications Office is ready to assist you in to make the experience of covering UC Athletics productive and rewarding.

Richard E. Lindner Center • Suite 860**2751 O'Varsity Way • Cincinnati, OH 45221-0021**

SID Phone..... 513-556-5191
Press Box Phone..... 513-556-1010
Website..... GoBEARCATS.com

Zach Stipe (Football SID)Associate AD/Comms. & SBE
865-244-6119.....stipezd@ucmail.uc.edu
Megan Coffey (secondary).....Director, SBE
513-556-9845.....Megan.Coffey@uc.edu
David Cohen (secondary)Director, SBE
513-556-0667.....David.Cohen@uc.edu
Kelsey Sharkey.....FB Video Contact
513-556-5986.....Kelsey.Sharkey@uc.edu

ON THE WEB

Information on the University of Cincinnati football team is available at www.GoBEARCATS.com. To receive the UC updates via email, please send a request to Megan Coffey (megan.coffey@uc.edu) or David Cohen (david.cohen@uc.edu).

Information on the American Athletic Conference and all member institutions is also available through the league's web site at www.TheAmerican.org.

PRACTICES

During a typical Saturday game week, media may interview players and coaches immediately following practice on Tuesday. Practice is generally closed to the public. Anyone hoping to observe practice should contact UC Athletics Communications in advance. Failure to do so may result in an individual's removal from the venue. During regular-season practices, unless otherwise noted, still and television photographers will be allowed to shoot stretching and the first 30 minutes (six periods).

PRESS BOX SERVICES

All media members will be provided with access to game notes via GoBEARCATS.com. At the quarter breaks and halftime, quickie stats and drive charts will be distributed via email. Following the game, a complete post-game statistics package will be distributed via email and will contain a scoring summary, final team statistics, final individual statistics, complete play-by-play, drive charts for both halves, halftime statistics, defensive statistics, substitution chart, postgame quotes from both head coaches and players and postgame notes.

LIVE STATS

Live in-game statistics will be available via StatBroadcast.

INTERNET

Wireless Internet is available in the press box at Nippert Stadium. Members of the Athletics Communications staff will be available to assist you. There is no access fee.

WEEKLY MEDIA AVAILABILITY

Head Coach Luke Fickell and QB Desmond Ridder will be available to the media every Tuesday at noon ET during the season with the exception of UC's bye week. The press conference is streamed live on GoBears.com. Players will be made available at the discretion of the coaching staff.

MEDIA CREDENTIALS

Requests for official working media credentials should be directed to the UC Sports Communications Office. All requests should be received no later than noon, four days prior to the game. Visit the football page at GoBEARCATS.com to request credentials online.

Season credentials will be available for pickup prior to the first game. No credentials will be mailed after Tuesday preceding the game. Thereafter, credentials may be picked up on gameday at the media will call located by gate J in the lobby of the Steger Student Life Center.

On gameday, media should park in Clifton Court Garage and enter Nippert Stadium through Gate J. Masks will be required inside the Nippert Stadium West Pavilion and any interior spaces on campus due to current UC policies.

SCOUTING PASSES

Professional scouts may obtain credentials through UC's Athletics Communications Office. Scouts will be issued seating in the press box on a space-available basis.

SIDELINE PASSES

The University of Cincinnati follows NCAA guidelines regarding media representatives on the sidelines. Photographers and videographers are permitted to shoot between the 25-yard lines and the goal lines on both sidelines and behind the restraining line in the end zone.

AAC ON ESPN+

In Spring 2019, the AAC and ESPN agreed to a 12-year media rights extension beginning in 2020-21. In football, in addition to The American's games continuing to appear on ESPN networks, select conference-controlled games will be available exclusively on ESPN+.

BEARCATS INSIDER TV SHOW

Bearcats Insider, a weekly show on Bally Sports Ohio covering UC Athletics, returns in 2021. The 30-minute show, which airs weekly through the season, is hosted by Dan Hoard and former Bearcats standout Tony Pike. Visit www.ballysports.com/ohio-greatlakes for a schedule.

LUKE FICKELL RADIO SHOW

The hour-long program with Coach Fickell, Dan Hoard and Jim Kelly Jr. will air weekly from 8-9 p.m. ET on both ESPN 1530 AM and 700 WLW AM this season. Fans can listen online at iheart.com and through 700 WLW and ESPN 1530's iHeartRadio app. For those who can't catch the program live, a podcast of the weekly program will be made available free of charge on 700WLW.com.

MOBILE APP

The Cincinnati Bearcats app for iPhone, iPad and Android devices offers fans a wide variety of information on the Bearcats — home and away. The free app is available in the App Store and Google Play.

2021 QUICK FACTS**GENERAL INFORMATION**

Location Cincinnati, OH 45221
Founded 1819
Enrollment..... 46,798
Conference American Athletic
Nickname Bearcats
Colors Red (PMS 186) & Black
Home Field..... Nippert Stadium
Surface/Capacity Shaw Sports Elevate 68/40,000
President Neville G. Pinto, PhD
Director of Athletics..... John Cunningham
Faculty Representative..... Brian Hatch, PhD

HISTORY

First Year of Football 1885
All-Time Record..... 645-594-50
All-Time Bowl Record..... 10-10
Last Bowl 2021 Peach
Last Bowl Opponent..... Georgia (L, 24-21)

2021 TEAM INFORMATION

Basic Offense..... Multiple
Basic Defense..... Multiple
Letterwinners Returning/Lost 52/28
O | D | ST 22/14 | 28/11 | 2/3
Starters Returning/Lost..... 17/8
O | D | ST 7/4 | 8/3 | 2/1

2020 INFORMATION

Overall Record 9-1
Home/Road/Neutral 7-0/2-0/0-1
American Record/Finish..... 6-0/AAC Champions
Final Ranking..... 8 (AP/USA Today/CFP)

COACHING STAFF

Head Coach Luke Fickell
Alma Mater Ohio State '97
Record at UC/Year 43-14/5
Career Record/Year 49-21/6
Football Office Phone (513) 556-4110
Twitter..... @CoachFick
Best time to reach coach Contact SID
Defensive Coordinator/LB..... Mike Tressel
Offensive Coordinator/TE..... Mike Denbrock
Passing Game Coordinator/QB..... Gino Guidugli
Special Teams Coordinator Brian Mason
Assistant Coaches Mike Brown (WR), Ron Crook (OL)
..... Perry Eliano (CB), Colin Hitschler (S)
..... Darren Paige (RB), Greg Scruggs (DL)
Defensive GA..... Cam Cleminson, Parrish Gaines
Offensive GAs Nate Letton, Jake Sopko
Quality Control ... Armon Binns (Off.), Mike Brewster (Off.)
..... Nick Sharp (Def.)

collegepressbox
SINCE 2005 EVERYTHING BUT THE PREGAME MEAL

collegepressbox is the official media website for Division I football. Access and download game notes, quotes, statistics, media guides, headshots, logos and more for all FBS schools, conferences, postseason games, awards and the College Football Playoff. For access, please register for an account at collegepressbox.com/register.

OPPONENT INFORMATION

HEAD COACH: Philip Montgomery
RECORD AT TULSA: 34-45 (6th Year)
CONFERENCE: American Athletic Conference
2020 RECORD: 6-3 6-0 AAC, lost to UC in AAC Championship
2020 POSTSEASON: L, 26-28, Miss. State, Armed Forces Bowl

SERIES INFORMATION

Series Record.....	16-17-2
At Cincinnati.....	12-5
At Tulsa.....	4-12-2
At Neutral Sites.....	0-0
Most UC points.....	49, Nov. 14, 2015
Most Tulane points.....	49, Oct. 23, 1965
Combined points.....	87, Nov. 14, 2015
Biggest UC win.....	40-7, Oct. 2, 1954
Biggest Tulane win.....	6-49, Oct. 23, 1965
Current streak.....	UC won 2 in a row

GAME-BY-GAME

Year	Site	Score	Winner
1969	Tulsa	24-40	Tulsa
1970	Tulsa	3-7	Tulsa
1973	Tulsa	13-16	Tulsa
1975	Tulsa	16-24	Tulsa
1976	Cincinnati	16-7	UC
1977	Cincinnati	28-0	UC
1978	Cincinnati	26-27	Tulsa
1980	Tulsa	13-31	Tulsa
1993	Tulsa	22-15	UC
1994	Cincinnati	28-13	UC
1995	Tulsa	24-5	UC
1997	Cincinnati	34-24	UC
2015	Cincinnati	49-38	UC
2016	Tulsa	37-40 (OT)	Tulsa
2019	Cincinnati	24-13	UC
2020	Cincinnati	27-24	UC

LAST TIME THEY MET

	1	2	3	4	F
Tulsa	0	10	7	7	- 24
Cincinnati	10	7	7	3	- 27

SCORING PLAYS

1st	8:56	CIN	Ford 42-yard run (Smith kick)
	0:05	CIN	Smith 25-yard field goal
2nd	11:08	TULS	Long 43-yard field goal
	8:36	TULS	Taylor 10-yard run (Long kick)
	3:17	CIN	Pierce 36-yard pass from Ridder (Smith kick)
3rd	10:05	TULS	Prince 8-yard run (Long kick)
	7:14	CIN	Ridder 10-yard run (Smith kick)
4th	3:41	TULS	Santana 13-yard pass from Smith (Long kick)
	0:00	CIN	Smith 34-yard field goal

RUSHING: Tulsa-Taylor 22-102-1; Prince 9-73-1; Stokes 3-12; Smith 3--21. Cincinnati-Ridder 16-83-1; Ford 12-57-1; Doaks 7-13; Montgomery 1-4; Tucker 1-1.

PASSING: Cincinnati-Ridder 19-29-269-1. Tulsa- Smith 13-30-166-1-2.

RECEIVING: Tulsa-Crawford 3-79; Santana 5-54-1; Stokes 2-19; Johnson 2-11; Hall 1-3. Cincinnati-Pierce 5-146-1; Whyte 1-27; Ford 4-24; Labelle 1-14; Young 2-13; Jackson 2-12; Tucker 1-9; Taylor 1-9; Jones 1-8; Scott 1-7.

LAST TIME AGAINST TULSA

- Cole Smith made a 34-yard field goal as time expired to give No. 6 Cincinnati a 27-24 victory over No. 20 Tulsa in the American Conference Championship game.
- Alec Pierce had a career-high 146 yards receiving on five catches, Desmond Ridder passed for 269 yards and a touchdown and ran for a score, and Jerome Ford added a 42-yard scoring run for the Bearcats (9-0, No. 9 CFP).
- Desmond Ridder threw for 269 yards while pitching in 83 yards and a touchdown on the ground.

START ME UP

- The Cincinnati defense shined, forcing three turnovers, including a forced fumble by Coby Bryant and two interceptions.

INSIDE THE RANKINGS

- Cincinnati is ranked No. 2 in the nation in the latest AP top-25 poll, which is the highest in team history.
- Cincinnati earned its first ever win over a Top-10 team on the road with its 24-13 victory at No. 9 Notre Dame on Oct. 2.
- Since the start of 2020, UC is 4-1 against ranked opponents.
- The Bearcats' highest-ranked win to date was over No. 7 Rutgers (30-11) in 2006, with its highest on the road coming at No. 9 Notre Dame two weeks ago (beating 2009 at No. 14 Pitt). The squad's other top-10 win came in 1999 against No. 9 and eventual Rose Bowl champion Wisconsin.
- Fickell is 5-8 against ranked foes at UC, including a 1-0 record in 2021 (Notre Dame) and a 3-1 mark in 2020 (Army, SMU and Tulsa), while also defeating UCF in 2019.

THE MATCH UP

2/2 CINCINNATI (8-0, 4-0 American)

TEAM STATISTICS	CIN	OPP
Points/Game	39.88	14.25
First Downs	158	138
Rushing/Game	179	139.5
Passing/Game	233.63	154.88
Total Offense/Game	411.4	294.4
Fumbles-Lost	8-6	14-9
Pen./Yds per Game	55/51.38	60/53.63
Time of Possession	26:35	33:19

INDIVIDUAL LEADERS

RUSHING	Att	Net	Avg	TD	YPG
Ford	135	864	6.4	14	108
Montgomery	55	171	3.1	3	21.38

PASSING	C-A-I	Pct.	Yds	TD	YPG
Ridder	143-225-4	63.56	1847	18	230.88

RECEIVING	Rec	Yds	Avg	TD	YPG
Pierce	29	490	16.90	3	61.25
Scott	15	280	18.67	3	35

DEFENSE	U-A-TT	TFL	Sck.	Int.	PBU
Dublanko	37-30-67	6.5	2.0	0	0
Pace	33-23-56	6.5	0.5	3	0

Tulsa (3-5, 2-2 American)

TEAM STATISTICS	Tulsa	OPP
Points/Game	24.38	30.88
First Downs	165	172
Rushing/Game	176.9	161.9
Passing/Game	261.88	233.63
Total Offense/Game	438.8	395.5
Fumbles-Lost	11-3	14-4
Pen./Yds per Game	68/80.75	52/56.50
Time of Possession	29:07	30:53

INDIVIDUAL LEADERS

RUSHING	Att	Net	Avg	TD	YPG
Brooks	119	588	4.9	4	73.5
Prince	74	406	5.5	3	67.67

PASSING	C-A-I	Pct.	Yds	TD	YPG
Brin	149-257-11	57.98	2095	11	261.88

RECEIVING	Rec	Yds	Avg	TD	YPG
Johnson	45	600	13.33	3	75
Booker	25	457	18.28	4	57.13

DEFENSE	U-A-TT	TFL	Sck.	Int.	PBU
Davis	41-12-53	0	1	0	7
Burnett	20-32-52	3.5	0	0	0

NCAA TEAM RANKINGS

CATEGORY	CIN	Tulsa
Total Offense	60	38
Rushing Offense	51	53
Passing Offense	68	37
Team Passing Efficiency	25	87
Scoring Offense	10	92
Total Defense	9	79
Rushing Defense	55	83
Passing Yards Allowed	4	74
Team Passing Effic. Def.	1	71
Scoring Defense	2	101
Turnover Margin	3	96
3rd Down Conversion Pct	49	95
4th Down Conversion Pct	2	111
3rd Down Conversion Pct Def.	28	108
4th Down Conversion Pct Def.	38	43
Red Zone Offense	53	117
Red Zone Defense	2	89
Net Punting	43	79
Punt Returns	53	123
Kickoff Returns	17	119
First Downs Offense	92	75
First Downs Defense	23	79
Fewest Penalties Per Game	87	119
Time of Possession	126	85

COACH FICKELL

- UC opened a new era with the hiring of Luke Fickell as the Bearcats' 42nd head coach in December 2016.
- The 23-year veteran of the FBS coaching ranks took the reins of the UC program after spending 16 years at his alma mater, Ohio State. His impressive resume includes being on the staff of two national championship winning teams, seeing more than 40 players selected in the NFL Draft, coordinating outstanding defenses over 12 seasons, winning AAC Coach of the Year honors in 2018 and 2020 and leading the Bearcats to an AAC Championship in 2020.

LOOKING FOR NINE STRAIGHT

- Cincinnati is seeking a 9-0 start for the second straight year and the fourth time in school history.
- Additionally, with a win over Tulsa, the Bearcats will secure their seventh nine-game win streak in school history.
- Cincinnati has started the season 9-0 for the fourth time in school history and is currently riding the seventh-longest winning streak in school history.

UC'S LONGEST WIN STREAKS TO START THE SEASON

Year	Streak
2021	8-0
2020	9-0
2009	12-0
1954	8-0
1951	9-0

LONGEST WIN STREAKS IN UC HISTORY

Year[s]	Streak
1953-54	16 games
2009	12 games
1931-32	10 games
2020	9 games
2019	9 games
2006-07	9 games
2021-22	8 games
2011-12	8 games

TURNOVER TIME

- Cincinnati leads the American and ranks second nationally with 23 turnovers gained and 14 interceptions. The Bearcats' +13 turnover differential also leads the league and ranks third nationally.

BUILT FORD TOUGH

- Cincinnati junior running back Jerome Ford is tied for third nationally in rushing touchdowns (14) and overall touchdowns (15).
- Ford's 108.00 rush ypg average ranks second in the AAC and ranks No. 13 nationally.
- Ford captured back-to-back AAC Offensive Player of the Week honors after rushing for 189 yards and four touchdowns against UCF and 149 yards and two scores versus Temple to lead Cincinnati to back-to-back 50-point games for the first-time in school history.
- Ford has five career 100-yard games, including four in 2021. The Cincinnati single-season record for 100-yard games is eight, set in 1986 by Reggie Taylor.
- Ford has reached 100 rushing yards in all four home games at Nippert Stadium in 2021. Ford at home in 2021: 143 rush ypg, 10 TDs, 8.8 ypc.
- Ford has three career 75+ TD runs. He had a 75-yarder

versus Temple, a 79-yarder vs. UCF and a 79-yard TD run against Georgia in the 2021 Peach Bowl.

NATION'S TOP PASS DEFENSE

- It was fitting that junior defensive back Arquon Bush made the game-sealing interception in the 27-20 win over Navy since the Bearcats' pass defense has been the nation's best all year.
- UC has the nation's top pass defense, ranking first nationally in pass efficiency defense (88.46), first in opponent completion percentage (50.8%), second in interceptions (14), second in yards per pass attempt (5.22), second in TDs allowed (4) and No. 4 in passing yards allowed (155.2).
- Junior Ahmad 'Sauce' Gardner is a lockdown boundary cornerback, who at 6-3, 200 pounds, has the production and measurables to be a potential first round pick.
- Senior Coby Bryant has nine PBUs and three interceptions in 2021. For his career, he has 33 PBUs and 10 INTs in 57 career games. He ranks 11th in the nation in passes defended per game (1.5).
- Gardner and Bryant are two of the 12 semifinalists for the 2021 Jim Thorpe Award - given to the nation's top defensive back. UC is the first team with two semifinalists since 2018.
- Arquon Bush, Deshaun Pace and Coby Bryant each have three INTs, which is tied for No. 9 in the country.

SUPER SENIORS

- Five players, LB Darrian Beavers, DT Curtis Brooks, DT Marcus Brown, CB Coby Bryant, and LB Joel Dublanko elected to use their additional year of eligibility from COVID-19 to return to school for another season.
- QB Desmond Ridder & DE Myjai Sanders are NFL prospects who chose to return to UC.

HIGHLIGHTS AT TULANE

- The Bearcats forced four turnovers in Saturday's win over Tulane.
- Coby Bryant and Ja'von Hicks each secured an Interception while Joel Dublanko and Malik Vann both forced a fumble.
- RB Jerome Ford scored two touchdowns, including his first receiving score, while tight end Josh Whyte caught two touchdowns for the second straight game.
- Senior quarterback Desmond Ridder passed for three touchdowns and extended his streak of 18 games with a scoring toss. Ridder collected AAC honor roll accolades on Monday.
- UC outscored the Green Wave, 17-0, in the second half.

SAUCE PROVING TO BE ONE OF NATION'S BEST CBs

- CB Ahmad 'Sauce' Gardner has never allowed a TD in his career, spanning more than 900 coverage snaps.
- The Detroit, Mich., native has allowed the nation's lowest passer rating (19.5) on 20 targets (10 completions) in 2021. He has 20 tackles, two INTs and two PBUs.
- Gardner was named along with teammate Coby Bryant to the Thorpe Award semifinalist list and was a midseason All-American by the AP, ESPN, CBS, The Athletic and Sporting News.
- Against Notre Dame, per PFF, Gardner allowed just three targets, two catches (nine yards) to go with his eighth-career INT over 51 coverage snaps.
- The two-time First-Team All-AAC selection (19-20) was a First Team All-American by USA Today and FWAA in 2020.

NUMBERS TO KNOW**19.5**

Ahmad "Sauce" Gardner has allowed the second-lowest passer rating (19.5) in the country in 2021. The junior CB has allowed only 9 completions on 20 targets. He has never allowed a TD in his career over 879 coverage

1

UC is the only team in the nation that ranks in the Top 10 in scoring offense (9th - 39.9) and scoring defense (2nd - 14.3).

4

Senior quarterback Desmond Ridder has 75 career TD passed and needs four touchdown passes to set the Cincinnati record currently held by quarterbacks coach Gino Guidugli (78) set from 2001 to 2004.

67

Sixth-year senior linebacker Joel Dublanko leads the Bearcats with 67 tackles, which ranks fourth in the AAC. He has 181 career tackles. The Aberdeen, Wash. native began his career in 2017 and has appeared in 57 games.

40

Senior quarterback Desmond Ridder is seeking his 40th career win, a feat that only four FBS quarterbacks have accomplished (Kellen Moore -50, Colt McCoy - 45, Andy Dalton - 42, David Greene - 42).

FORD MOVING UP SINGLE-SEASON CHARTS

- Junior RB Jerome Ford is quickly moving up the UC single-season record books.
- Michael Warren's single-season overall TDs (20) and rushing TDs (19) are within striking distance.
- Extrapolate Ford's current stats across 14 games, and you're looking at 1,512 rushing yards (most in Bearcats history, surpassing DeMarco McCleskey's record of 1,361 yards set in 2002) and 24 touchdowns.
- Ford has 864 rushing yards through eight games and is 136 rushing yards away from the 19th 1,000-yard season in Cincinnati history.

CINCINNATI SINGLE-SEASON RUSHING TOUCHDOWNS

RK	PLAYER	TDs
1.	Michael Warren II (2018)	19
2.	David Small (1993)	17
3.	DeMarco McCleskey (2002)	15
4.	Michael Warren II (2019)	14
	Jerome Ford (2021)	14
5.	George Winn (2012)	13
	Al Nelson (1964)	13

CINCINNATI SINGLE-SEASON TOUCHDOWNS

RK	PLAYER	TDs
1.	Michael Warren II (2018)	20
2.	David Small (1993)	17
	DeMarco McCleskey (2002)	17
4.	Michael Warren II (2019)	16
5.	Mardy Gilyard (2009)	15
	Isaiah Peard (2011)	15
	Ed Kovac (1959)	15
	Jerome Ford (2021)	15
9.	Marcus Barnett (2007)	14
10.	Al Nelson (1964)	13
	George Winn (2012)	13

WE ARE FAMILY

This year's roster includes 10 Bearcats who followed in family footsteps to play for UC.

BROTHER PLAYED AT CINCINNATI

- Jackson Bruscianelli - Franklin (LB, 2013-16)
- Jacob Dingle - Jack (LB, 2021-)
- Jack Dingle - Jacob (DB, 2019-)
- Cameron Junior - EJ IV (RB, 2013-14)
- Evan Prater - Garyn (WR, 2019-20)
- Jaheim Thomas - Jaiir (WR, 2019-)
- Jaiir Thomas - Jaheim (LB, 2020-)

FATHER PLAYED AT CINCINNATI

- Jackson Bruscianelli - Jack (LB, 1988-89)
- Wilson Huber - Daryl (TE, 1985-88)
- Jacob & Jack Dingle - Nate (LB, 1990-93)
- Nate Meyer - Urban (DB, 1984)
- Colin Woodside - Ray (DL, 1990-93)

THE AUTUMN WIND

Cincinnati boasts six players on the roster who had immediate family members play in the NFL.

- Coby Bryant - Brother Christian (2015-17)
- Jacob & Jack Dingle - Father Nate (1995-97)
- Drew Donley - Father Doug (1981-86)
- Jacob Hoying - Father Bobby (1996-2001)
- Cameron Junior - Father EJ III (1981-93)

CAN I GRADUATE?

Eighteen UC players have already earned their college degree, the fifth-straight year double-digit graduates will take the field as seniors. UC's graduates include: Darrian Beavers, Curtis Brooks, Marcus Brown, Coby Bryant, Bryan Cook, Noah Davis, Joel Dublanko, Wilson Huber, Jordan Jones, Michael Kopaygorodsky, Cody Lamb, Miles Manigault, Vincent McConnell, Desmond Ridder, Cole Smith, Jabari Taylor, Malik Vann and Michael Young Jr..

DOUBLE DUTY

UC radio voice Dan Hoard also serves as the PXP man for the Cincinnati Bengals, making him part of a select group. Hoard joins Bill Hillgrove (Pittsburgh Panthers & Steelers) and Gene Deckerhoff (Florida State/Tampa Bay Buccaneers) as the only broadcasters in the country to handle radio PXP duties for an NCAA FBS and NFL team. ESPN CFB commentators Wes Durham (Atlanta), Dave Pasch (Arizona) and Bob Wischusen (NY Jets) are NFL radio voices.

ALL OF THE LIGHTS

- UC has been playing night games at Nippert Stadium since 1928 with a .765 win percentage in night games at Nippert Stadium over the last 12 seasons.
- UC is 12-1 in its last 13 night games and has won four-straight Friday-night games at Nippert.

LET IT FLY

- UC's 2021 preseason was featured in a six-part miniseries titled LET IT FLY, which aired weekly on YouTube leading into the season. The internally-produced series took Bearcats fans from offseason workouts, behind the scenes of Camp Higher Ground and into game week. Produced by Kelsey Sharkey, Eichel Davis and the internal creative unit, the series granted fans an all-access look at preparations for 2021.

RIDDER AMONG BEST QB'S IN THE NATION

- QB Desmond Ridder, the 2020 American Athletic Conference Offensive Player of the Year, 2021 AAC Championship Game Most Outstanding Player and 2018 AAC Rookie of the Year, led the Bearcats to an AAC Championship and the team's first New Year's Six appearance since 2009.
- Through eight games in 2021, Ridder has passed for 1,847 yards and 18 touchdowns, while adding 181 yards and three scores on the ground.
- He is the active career leader in wins and winning % among NCAA Football Bowl Subdivision signal callers, winning over 88% of his games (39-5).
- Ridder is the No. 2 passer in school history, throwing for 8,752 yards and 75 touchdowns. He needs four TD passes to move ahead of UC QB coach Gino Guidugli (78 from 2001-04) for first in UC history in TD throws.
- Ridder, who graduated last fall, has 10,747 yards of total offense in his career.
- Ridder has 1,995 career rushing yards and needs just five more rushing yards to become the only active player in college football with 8,000 passing yards and 2,000 rushing yards.
- He is a semifinalist for the Maxwell Award and on the watch lists for the O'Brien, Ullrich and Walter Camp awards this season and was named AAC Player of the Week and National QB of the Week after the ND win.
- He was a 2020 finalist for the Manning Award and semifinalist for the Maxwell and O'Brien Awards. He is on the Watch List for the Manning, Davey O'Brien and Ullrich awards.
- He became a father in April to a baby girl, Leighton Elizabeth, with his partner, Claire.
- Read more on Ridder on Page 8.

RIDDER LEADS UC TO TOP-10 VICTORY AT NOTRE DAME

- QB Desmond Ridder was named the Davey O'Brien National QB of the Week for the second time and snagged the sixth AAC Player of the Week honor of his career on Oct. 4, following his triumphant performance at No. 9 Notre Dame on Oct. 2. The senior totaled 323 yards of total offense and three touchdowns to lead Cincinnati to its first-ever victory over a top-10 team on the road.
- Ridder tossed first-half touchdown passes to Tre Tucker and Leonard Taylor.
- After Notre Dame cut the UC lead to 4, 17-13, with eight minutes remaining in the game, Ridder led a six-play, 75-yard drive in which he delivered a 36-yard NFL throw to Taylor to put the Bearcats in the red zone. Two plays later he scored the game-sealing touchdown on a six-yard rush.

WINNING LIKE FEW OTHERS

- Desmond Ridder is one win away from being the fifth player in FBS history with 40 career victories.

Most wins by a QB in CFB history

TEAM	W-L	WIN %
Kellen Moore	50-3	Boise State
Colt McCoy	45-8	Texas
Andy Dalton	42-7	TCU
David Greene	42-10	Georgia
Desmond Ridder	39-5	Cincinnati

* Peyton Manning had 39

SUPER SENIORS LEAD UC PAST NAVY

- Linebackers Joel Dublanko and Darrian Beavers and defensive tackle Curtis Brooks led Cincinnati to a 27-20 victory over Navy on Oct. 23.
- Dublanko (15 stops) and Beavers (14) each had career highs in tackles, while Brooks had 10 tackles and 3.0 TFLs - both career highs - on the defensive line. Brooks was named to the AAC honor roll for his performance.
- All three used their additional year of eligibility from COVID-19 to return to school for another season.
- UC had a season-high 11 TFLs in the game, most since Sept. 14, 2019.
- Junior tight end Josh Whyte caught a career-best two touchdowns, while junior running back Jerome Ford had a 43-yard touchdown run to pace the offense.
- Cincinnati kickers Christian Lowery and Alex Bales both kicked the first field goals of their careers with Bales' 52-yarder as time expired serving as the longest by a Bearcat since 2008 and the seventh-longest in school history.

LEGENDARY NAMESAKE, STELLAR PLAY

- Yes, senior cornerback Coby Bryant is named after NBA Legend Kobe Bryant.
- "My parents loved Kobe Bryant and my brother does too," Coby said. "So I was named for Kobe Bryant - it's just spelled differently."
- Bryant has had a standout career at UC, making 42 starts and 10 interceptions over 57 career games.
- In 2021, he has three interceptions, including a 74-yard pick-six against UCF, and 24 tackles. His 1.5 passes defended per game in 2021 rank 11th in the country and his 42 career passes defended rank third among active players.
- Bryant's brother, Christian, played safety at Ohio State under Luke Fickell and was drafted by the St. Louis Rams in 2014.
- Bryant was a first-team All-AAC selection in 2020 and has already collected PFF College National Team of the Week honors (Oct. 18) and twice been named to the AAC's weekly honor roll.

PIERCE PROVES TO BE TOP TARGET

- Senior wide receiver Alec Pierce has proven to be one of the nation's top targets and the favorite receiver of QB Desmond Ridder.
- The 6-3, 213-pounder from Glen Ellyn, Ill., leads the Bearcats with 29 receptions for 490 yards (16.9 ypc) and three TDs in 2021.
- He ranks fifth in the AAC in yards per catch (16.9) and sixth in yards per game (61.3).
- The Rich Eisen Show named Pierce the Gorilla Glue "Toughest Player on Earth" following his six-catch, 144-yard performance in the 24-13 win at Notre Dame.
- A mechanical engineering major, he was limited to just six games and 17 catches in 2020 after totaling 37 catches for 652 yards and two scores as a sophomore in 2019.

CINCINNATI DOMINATES UCF, EARNS B2B 50-PT WINS

- This is the first time in school history that the Bearcats have scored 50-plus points in back-to-back games (defeated Temple 52-3 on Friday).
- UC scored 56 points, which is the most since it scored since 63 against Alabama A&M on Sept. 15, 2018.
- The Bearcats jumped out to a 35-0 lead vs. UCF.
- RB Jerome Ford rushed for 179 yards and four

touchdowns in the first half and finished with 189 rushing yards and four scores.

- He is the first player to rush for over 185 yards in a game since Mike Boone, who had 212 rushing yards against USF on Oct. 24, 2014.
- He is also the first player to rush for four touchdowns in a game since Isaiah Pead, who had four against Rutgers on Nov. 20, 2010.
- Coby Bryant had the Bearcats' first interception returned for a touchdown since Jarell White against ECU on Nov. 13, 2020. Bryant's pick-six went for 76 yards, the longest UC pick-six since James Wiggins (86 yards) against SMU on Oct. 27, 2018.
- Linebacker Joel Dublanko led the team with a career-high 10 tackles on the day.
- Freshman punter Mason Fletcher averaged 42.0 on five punts, pinning the Knights inside the 20 three times, including one at the 2-yard-line.

FORD RUNS OVER OWLS IN 52-3 WIN VS TEMPLE

- UC held Temple to 3 points, which is the fewest by an opponent since Nov. 9, 2019 against UCONN (48-3).
- Jerome Ford's 75-yard TD run on the first play of the second half broke open a 17-3 game, giving the Bearcats a 24-3 lead en route to a 35-point second half.
- Sophomore RB Ethan Wright scored the first TD of his career on a 58-yard rush.
- The BlackCats defense only allowed 234 total yards, which is the lowest total of the year and fewest since UC gave up only 164 yards versus Boston College in a 38-6 win in the 2020 Birmingham Bowl on Jan. 2, 2020. It's the fewest total yards from an opponent in a conference game since allowing 218 versus UConn in 2019.

'PACE'-ING THE DEFENSE

- Sophomore linebacker Deshawn Pace leads Cincinnati with three INTs, which ranks second in the AAC and tied-for ninth nationally. The Cincinnati native is second on the Bearcats with 56 tackles and his 6.5 TFLs are also thitd on the team.
- Pace was named the AAC Defensive Player of the Week after totaling a game-high 10 tackles and making a fourth-quarter interception in the 38-24 win at Indiana. He also had a 27-yard INT at Notre Dame.

NEWCOMERS TO WATCH

- Incoming transfers OL Jowon Briggs (Virginia), LB Devin Hightower (Michigan State) and OL James Tunstall (Stony Brook) joined the squad in the offseason. Tunstall won the starting left tackle job early in the season and has started the last four games.

FREAKS LIST

- UC tied for the national lead with three honorees on Bruce Feldman's annual Freaks list.
- Myjai Sanders a 6-5, 259-pound DE, ran a 4.56 40-yard dash this offseason and 4.10 in the shuttle. He also has a 10-2 broad jump and 35-inch vertical.
- Alec Pierce, the big play, 6-3, 213-pound WR, broke the program skill-position record with a 675-pound deadlift. He also boasts an 11-foot broad jump, 40-inch vertical, 4.45 40 and 3.8 GPA in mechanical engineering.
- Desmond Ridder has clocked a 4.55 40 to go with a 10-8 broad jump, 4.00 shuttle and 36-inch vertical.

HOMEGROWN

- Since Head Coach Luke Fickell's arrival in Cincinnati in late 2016, the recruiting focus has shifted to the State of Cincinnati, a 50-mile radius around campus along with a 300-mile radius which covers Ohio and more.
- During Fickell's first spring in 2017, 11 scholarship players hailed from Ohio and entering 20, the number has jumped to 45 Ohio scholarship players.
- The 2021 roster projects to have nearly 40 local players who grew up and played high-school football in the tri-state area.

FUTURE NFL STARS

- Several Cincinnati Bearcats off this season's team will play in the NFL.
- More than 20 NFL scouts, including a several GMs, were credentialed for the Temple game and at least 13 scouts watched UC face UCF.
- Desmond Ridder (No. 8 QB), Myjai Sanders (No. 6 DE) and Ahmad Gardner (No. 6 CB) were listed among Mel Kiper's top 2022 draft prospects in September.
- Ridder moved up to the No. 5 QB in Kiper's latest update, while WR Alec Pierce was labeled the "Under-the-radar prospect your should know" by Kiper, who also called him a third or fourth round pick.

PLAYING FOR A BIGGER PURPOSE

- James Tunstall came by way of Stony Brook and UConn.
- He dedicated his 2019 season, in which he earned FCS Sophomore All-American honors, to a childhood friend affected by a central nervous system disorder.
- He began his career as a teammate of UC linebacker Darrian Beavers.

WE ARE THE CHAMPIONS

- For the first time, UC enters a season under Fickell with a target on their back as the projected league favorite with a Top-10 preseason ranking.
- UC won the 2020 AAC Championship, its 15th league championship, first title since 2014 and first outright crown since 2009.
- UC was playing in its second-straight AAC title game.
- The AAC Championship game, played on Saturday, Dec. 19 at Nippert Stadium marked the latest date a game was played in Nippert since a matchup vs. Xavier on Dec. 7, 1918.
- It was UC's first December home game since defeating Houston for a share of the AAC titled on Dec. 6, 2014.

CONFERENCE CHAMPIONSHIPS (15)

YEAR	LEAGUE	HC	REC
1933	Buckeye *	King	7-2-0
1934	Buckeye	King	6-2-1
1947	Mid-American	Nolting	7-3-0
1949	Mid-American	Gillman	7-4-0
1951	Mid-American	Gillman	10-1-0
1952	Mid-American	Gillman	8-1-1
1963	Missouri Valley *	Studley	6-4-0
1964	Missouri Valley	Studley	8-2-0
2002	Conference USA *	Minter	7-7-0
2008	BIG EAST	Kelly	11-3-0
2009	BIG EAST	Kelly	12-1-0
2011	BIG EAST *	Jones	10-3-0
2012	BIG EAST *	Jones	10-3-0
2014	American *	Tuberville	9-4-0
2020	American	Fickell	9-0-0

* - Shared title

GLANCING AT THE RECORD

	2021	STK	SINCE '17*
Overall	8-0	W8	42-14
Home	4-0	W24	25-4
Road	4-0	W4	15-9
Neutral	0-0	L1	2-1
Conference	4-0	W11	25-10
Home	2-0	W15	15-3
Road	2-0	W4	9-6
Neutral	0-0	W1	1-1
Non-Conference	4-0	W4	17-4
Home	3-0	W9	11-1
Road	2-0	W3	4-2
Neutral	0-0	L1	2-1

*since Luke Fickell became UC's head coach

AAC STANDINGS

SCHOOL	AAC	OVERALL
#20/19 Houston	5-0	7-1
#2/2 Cincinnati	4-0	8-0
#23/24 SMU	3-1	7-1
UCF	3-2	5-3
ECU	2-2	4-4
Tulsa	2-2	3-5
Navy	2-4	2-6
USF	1-3	2-6
Temple	1-3	3-5
Memphis	1-3	4-4
Tulane	0-4	1-7

THE COMPANY WE KEEP

- UC has won over 86% of its football games since 2018, ranking sixth among squads in the NCAA FBS.

RECORD SINCE THE START OF THE 2018 SEASON

TEAM	W-L	WIN %
Alabama	46-4	92%
Ohio State	41-4	91.1%
Clemson	44-6	88%
Oklahoma	42-6	87.5%
Notre Dame	41-6	87.2%
Cincinnati	39-6	86.7%
Georgia	40-7	85.1%

LIGHT UP THE SKY

- UC is a crafty veteran in stadium lighting, first starting in 1909 out of sheer necessity, as the large number of co-op students on the team could only practice after dark.
- As technology improved, UC's electrical engineering co-ops designed a lighting system which allowed UC to host one of the first night football games in the U.S. and the first in the Midwest on Sept. 29, 1923, opening the season at night with a 17-0 win over Kentucky Wesleyan.

CHEER CINCINNATI

- UC serves as an economic powerhouse for the Queen City, with more than 15,000 employees, 46,000 students, 300,000 living alumni and countless Bearcats fans.
- Among the state's five counties in southwestern Ohio, UC generates a whopping \$3.3 billion annual impact.
- UC is the 18th-oldest public institution in the United States and traces its origins to the founding of the Medical College of Ohio and Cincinnati College in 1819.

TAKE ME TO HIGHER GROUND

- For the past 22 years, the UC football has called the Higher Ground Conference and Retreat Center in West Harrison, Ind., its preseason training home.
- The 280-acre facility is located about 30 miles from campus and has served as the Bearcats training camp location since the lead up to the 1999 season.
- Higher Ground has two 100-yard turf practice fields, including a new surface installed in 2017, ample living and meeting spaces and no distractions from football.

SPEED OF SOUND

- KR Tre Tucker had a 99-yard KDR TD in the third quarter at Indiana, the second in his career after his 97-yarder against USF in 2020.
- They are UC's first KDR TDs since Ralph David Abernathy IV vs. Vanderbilt in the 2011 Liberty Bowl. Tucker joins Mardy Gilyard (4 from 2005-09) and Mel Riggins (2 from 1970-71) with multiple KDR TDs.

WHYLE MAKES PLAYS

- TE Josh Whyte was UC's leading receiver last year with 25 receptions for 318 yards and five TDs.
- He made his first career start against Memphis and had four receptions for 36 yards on five targets.
- Pro Football Focus named him a Third-Team All-America selection and he also snaged PFF All-AAC honors along with Second-Team All-AAC accolades from the coaches.
- He is on a touchdown tear recently, bringing in two touchdowns in each game against Navy and Tulane.
- The junior tight end leads the Bearcats in receiving touchdowns with five through eight games.
- He has 15 receptions for 212 yards so far in 2021.

A SALUTE TO THE LETTER ZERO

- RB Charles McClelland became the first player in school history to wear the No. 0 in a game.
- McClelland switched numbers after tearing his left ACL in preseason camp leading up to the 2019 season.
- He tore his right ACL at SMU and missed the rest of 2020.
- LB Darrian Beavers joins him in 0 this season.

THE BEARCATS - A FICKELL-ERA COMPARISON

CATEGORY	2017	2018	2019	2020	2021
Points Per Game	20.9	35.0	29.6	37.5	39.9
Total TDs	31	43	49	49	44
Yards Per Game	351.8	449.6	390.3	451.0	412.6
Yards Per Play	5.2	6.0	5.5	6.7	6.7
Rushing Yards Per Game	135.3	235.6	208.0	212.4	179.0
Rushing Yards Per Carry	4.4	5.1	4.7	5.6	5.5
Passing Yards Per Game	216.4	214.0	182.3	238.6	233.6
Passing Yards Per Attempt	6.0	7.6	6.8	8.1	8.1
Penalties/Yards/Per Game	94/876/73.0	71/680/75.6	123/977/69.8	88/768/76.8	55/411/51.4
Third-Down Conversion	39%	45%	43%	45%	43%
Red Zone Conversion (TDs)	75% (55 TDs)	80% (71 TDs)	83% (66 TDs)	80% (67 TDs)	86% (73 TDs)
Takeaways	11 (5 INT/6 FR)	20 (12 INT/8 FR)	26 (16 INT/10 FR)	21 (16 INT/5 FR)	19 (14 INT/5 FR)
Giveaways	16 (9 INT/7 FL)	20 (7 INT/13 FL)	20 (11 INT/9 FL)	16 (6 INT/10 FL)	9 (5 INT, 4 FL)
Points Allowed Per Game	31.8	14.0	20.6	16.8	14.3
Total TDs Allowed	42	15	32	17	13
Yards Allowed Per Game	428.5	273.4	361.4	324.6	296.0
Yards Allowed Per Play	5.8	4.2	5.1	4.6	4.2
Rushing Yards Allowed	192.4	102.6	138.6	111.1	140.8
Yards Allowed Per Carry	4.4	3.2	3.6	3.1	3.5
Passing Yards Allowed	236.1	170.9	222.8	213.5	155.3
Yards Allowed Per Attempt	8.0	5.3	6.9	6.0	5.2
Opponent Third-Down Conversion	43%	26%	38%	35%	34%
Opponent Red Zone Conversion (TDs)	87% (52 TDs)	77% (55 TDs)	73% (43 TDs)	74% (44 TDs)	59% (50 TDs)

DON'T CALL IT A COMEBACK

- UC's 14-0 deficit at Indiana marked its largest comeback win since 2018 against Ohio, which was Desmond Ridder's third-career start.
- UC had 2019 comeback wins over USF (10), ECU (12), then No. 18 UCF (6) and Miami (OH) (10).
- UC put together six come-from-behind wins in 2018, earning victories after facing deficits at UCLA (10), vs. Ohio (21), vs. Tulane (4), at SMU (2), USF (6) and vs. Virginia Tech in the Military Bowl (3).

COMEBACK WINS UNDER FICKELL

DATE	OPPONENT	DEFICIT	FINAL
10/23/21	@ Navy	7	W, 27-20
09/18/21	@ INDIANA	14	W, 38-24
09/11/21	MURRAY STATE	7	W, 42-7
11/21/20	@ UCF	11	W, 36-33
09/26/20	22 ARMY	7	W, 24-10
11/16/19	@ USF	10	W, 20-17
11/02/19	@ ECU	12	W, 46-43
10/04/19	18 UCF	6	W, 27-24
09/14/19	MIAMI (OH)	10	W, 35-13
12/31/18	vs. Virginia Tech	3	W, 35-31
11/10/18	USF	6	W, 35-23
10/27/18	@ SMU	2	W, 26-20
10/06/18	TULANE	4	W, 37-21
09/22/18	OHIO	21	W, 34-30
09/01/18	@ UCLA	10	W, 26-17
11/25/17	UCONN	7	W, 22-21
11/04/17	@ Tulane	3	W, 17-16
09/16/17	@ Miami (OH)	11	W, 21-17

BEARCATS BEHIND ENEMY LINES

- The Bearcats defense ranks 18th in the nation with 52 tackles for loss through eight games.
- The combination of Malik Vann and Curtis Brooks on the defensive line has wrecked havoc on opposing offenses all year. Vann and Brooks each have 7.5 TFLs, which leads the team and is tied for 19th-most in the nation.
- Right behind Vann and Brooks are Joel Dublanko and Deshawn Pace, who each have 6.5 TFLs on the year.

IF YOU BUILD IT, THEY WILL COME

- UC is bucking a nationwide trend, recently reporting a fall 2020 count of 46,798 students, its eighth-straight increase.

YEAR	ENROLLMENT
2020	46,798
2019	46,388
2018	45,949
2017	44,783
2016	44,338
2015	44,251
2014	43,691
2013	42,656

UNDEFEATED HOME RECORDS

YEAR	RECORD
2021*	4-0
2020	7-0
2019	6-0
2018	6-0
2009	6-0
2008	6-0
2000	6-0
1993	5-0
1982	5-0
1976	5-0
1953	7-0
1941	6-0
1935	6-0

* Season not finished





THE RIDDER FACTOR

9 Things You Need to Know about No. 9 Desmond Ridder, Cincinnati's Star QB

1. He is the winningest active QB in College Football (39-5, 88.6%)
2. The Louisville, Ky., native has passed for more than 8,000 yards (8,752) and accounted for more than 10,000 total yards (10,747).
3. He has 21 total TDs (18 passing, 3 rushing) and just four interceptions in 2021.
4. He has passed for 1,847 yards and is completing 63.6% of his passes in 2021.
5. Ridder was named the National QB of the Week after leading UC to its first-ever road win over a Top 10 team against No. 9 Notre Dame (24-13).
6. Ridder was 2020 AAC Player of the Year, 2020 AAC Championship Game MVP and the 2018 AAC Rookie of the Year.
7. A former two-star recruit, current Cincinnati Bengals head coach Zac Taylor gave Ridder his first FBS scholarship offer when he was the offensive coordinator at UC.
8. His debut came on the third offensive series in the 2018 season opener at UCLA where he led Cincinnati to a 26-17 comeback win (UC trailed 10-0).
9. He became a father in April to a baby girl, Leighton, with his partner, Claire.

RIDDER'S CAREER GAME-BY-GAME

2021		PASSING						RUSHING					
DATE	OPP	C	A	I	%	Y	TD	LG	A	Y	TD	LG	
09/04	Miami (OH)	20	25	1	80.0	295	4	81	6	31	1	25	
09/11	Murray St.	14	22	0	63.6	243	2	48	4	-4	0	4	
09/18	at Indiana	20	36	1	55.6	210	1	28	10	45	1	26	
10/02	at Notre Dame	19	32	0	59.4	297	2	45	10	26	1	11	
10/08	Temple	22	30	0	73.3	244	3	38	3	6	0	13	
10/16	UCF	13	23	0	56.5	140	1	23	4	14	0	10	
10/23	at Navy	18	30	1	60.0	176	2	31	5	6	0	6	
10/30	at Tulane	17	27	1	63.0	227	3	38	13	47	0	37	
TOTALS		143	225	4	63.9%	1847	18	81	55	171	3	37	

2020		PASSING						RUSHING					
DATE	OPP	C	A	I	%	Y	TD	LG	A	Y	TD	LG	
09/19	APSU	13	19	0	68.4%	196	2	32	4	57	0	38	
09/26	Army	18	33	1	54.5%	258	2	60	7	-14	0	5	
10/03	USF	16	26	3	61.5%	143	2	35	4	28	0	26	
10/24	at SMU	13	21	0	61.9%	126	1	19	8	179	3	91	
10/31	Memphis	21	26	1	80.8%	271	3	45	10	41	2	13	
11/07	Houston	17	27	1	63.0%	162	1	16	12	103	3	32	
11/13	ECU	24	31	0	77.4%	327	3	45	8	75	1	27	
11/21	at UCF	21	32	0	65.6%	338	2	35	14	57	2	20	
12/19	Tulsa	19	29	0	65.5%	269	1	45	16	83	1	15	
01/01	Georgia	24	37	0	64.9%	206	2	25	15	-17	0	9	
TOTALS		186	281	6	66.2%	2296	19	60	98	592	12	91	

2019		PASSING						RUSHING					
DATE	OPP	C	A	I	%	Y	TD	LG	A	Y	TD	LG	
08/29	UCLA	18	26	1	69.2%	242	2	52	9	34	0	15	
09/07	at Ohio State	13	20	1	65.0%	166	0	46	9	-3	0	13	
09/14	Miami (OH)	14	30	1	46.7%	186	2	51	13	9	0	18	
09/28	at Marshall	18	22	0	81.8%	221	4	46	9	48	0	12	
10/04	UCF	17	31	1	54.8%	149	2	26	12	41	0	12	
10/12	at Houston	14	24	1	58.3%	263	3	75	11	50	1	18	
10/19	Tulsa	12	22	0	54.5%	172	1	49	9	23	0	23	
11/02	at East Carolina	12	24	2	50.0%	161	1	73	12	121	0	32	
11/09	UConn	13	23	0	56.5%	136	2	23	7	94	0	34	
11/16	at USF	9	18	0	50.0%	78	0	30	12	18	0	20	
11/23	Temple	9	25	1	36.0%	62	0	10	9	-3	0	9	
12/07	at Memphis	16	36	1	44.4%	233	0	32	11	113	1	39	
01/02	Boston College	14	24	0	58.3%	95	1	17	21	105	3	22	
Totals		179	325	9	55.1%	2164	18	75	144	650	5	39	

2018		PASSING						RUSHING					
DATE	OPP	C	A	I	%	Y	TD	LG	A	Y	TD	LG	
09/01	at UCLA	13	24	0	54.2%	100	0	18	14	63	0	32	
09/08	at MIAMI	6	11	0	54.5%	45	1	14	18	100	0	39	
09/15	Alabama A&M	9	10	0	90.0%	199	3	61	2	12	1	22	
09/22	Ohio	19	29	1	65.5%	274	2	77	10	28	1	9	
09/29	at UConn	20	26	0	76.9%	270	2	38	8	47	1	41	
10/06	Tulane	15	25	1	60.0%	174	2	31	16	65	1	28	
10/20	at Temple	14	33	1	42.4%	111	0	15	16	9	0	12	
10/27	at SMU	33	50	2	66.0%	352	2	32	17	47	0	19	
11/03	Navy	13	17	0	76.5%	178	1	55	7	66	1	28	
11/10	USF	17	24	0	70.8%	194	2	43	18	60	0	20	
11/17	at UCF	11	26	0	42.3%	127	0	22	20	70	0	19	
11/23	ECU	20	29	0	69.0%	335	4	57	2	7	0	7	
12/31	vs Virginia Tech	4	7	0	57.1%	86	1	38	1	9	0	9	
Totals		194	311	5		2445	20	77	149	583	5	41	

CAREER RUSHING STATISTICS

YEAR	GP	ATT	YDS	TD	LG	AVG/A	AVG/G
2018	13	150	572	5	41	3.9	44.8
2019	13	144	850	5	39	4.5	50.0
2020	10	98	592	12	91	6.0	59.2
2021	8	55	181	3	37	3.3	22.6
TOTAL	44	447	1995	25	91	4.5	45.3

CAREER PASSING STATISTICS

YEAR	GP	C	A	I	Y	TD	LG	%	AVG/P	AVG/G
2018	13	194	311	5	2445	20	77	.62	12.6	188.1
2019	13	179	325	9	2164	18	75	.55	12.1	166.5
2020	10	186	281	6	2296	19	60	.66	12.3	229.6
2021	8	143	225	4	1847	28	81	.64	12.9	230.9
TOTAL	44	702	1142	24	8752	75	81	.62	12.5	198.9

RIDDER IN THE RECORD BOOKS

CINCINNATI SCHOOL RECORDS

PASSING YARDS		
RK	PLAYER	YDS
1	Gino Guidugli (2001-04)	11,453
2	Desmond Ridder (2018-pres.)	8,752

PASSING TOUCHDOWNS		
RK	PLAYER	YDS
1	Gino Guidugli (2001-04)	78
2	Desmond Ridder (2018-pres.)	75
Needs 4 TD passes to set UC record		

PASSING ATTEMPTS		
RK	PLAYER	ATT
1	Gino Guidugli (2001-04)	1,556
2	Desmond Ridder (2018-pres.)	1,142

PASSING COMPLETIONS		
RK	PLAYER	CMP
1	Gino Guidugli (2001-04)	880
2	Desmond Ridder (2018-pres.)	702

TOTAL YARDS		
RK	PLAYER	YDS
1	Gino Guidugli (2001-04)	11,930
2	Desmond Ridder (2018-pres.)	10,473

AMERICAN ATHLETIC CONFERENCE RECORDS

TOUCHDOWNS RESPONSIBLE FOR		
RK	PLAYER	TDs
1	Quinton Flowers, USF	112
2	Desmond Ridder, Cincinnati	100
3	Brady White, Memphis	97

TOUCHDOWN PASSES		
RK	PLAYER	TDs
1	Brady White, Memphis	90
2	Dane Evans, Tulsa	80
3	Desmond Ridder, Cincinnati	75
4	Phillip Walker, Temple	74
5	McKenzie Milton, UCF	72

TOTAL YARDS GAINED		
RK	PLAYER	YDS
1	Quinton Flowers, USF	11,802
2	Phillip Walker, Temple	11,431
3	Greg Ward, Jr., Houston	11,080
4	Desmond Ridder, Cincinnati	10,747
5	Brady White, Memphis	10,664

FOOTBALL HISTORY

**HISTORICALLY SPEAKING**

The University of Cincinnati football program dates to 1885 and ranks as one of the 10 oldest in major college football and holds an all-time mark of 637-593-50 entering its 133rd season. UC has won a conference championship six times in the last decade while playing in the postseason in 12 of the last 15 years. UC played in the American Athletic Conference title game for the first time in 2019 and won the championship game in a 2020 return trip. The Bearcats have tallied 121 wins since 2007, ranking among the Top-15 teams in the NCAA FBS. In 2010, UC reached as high as No. 3 in all three major polls (Associated Press, USA Today, Bowl Championship Series).

A TOWER OF STRENGTH

UC's football program is one of the nation's oldest — only Rutgers (1869), Michigan (1879), Navy (1880), and Minnesota (1883), among NCAA Football Bowl Subdivision institutions, predate Cincinnati, which began the sport in 1885.

THE ROCK OF TRUTH

UC has been involved in several historic college football milestones starting with Dec. 8, 1888. That day, the Bearcats and Miami (Ohio) University engaged in the first college football game played in the state of Ohio, launching a rivalry that is tied for the oldest in the game among major universities — North Carolina vs. Wake Forest began playing that same year. The Battle for the Victory Bell is the fifth-most played rivalry series in college football.

ALWAYS ON THE SIDE OF INNOVATION

A few years later in 1897, UC received an invitation to visit New Orleans to play a football game as a reward for a successful season, a precursor to the current postseason football bowl games.

BOWL-CATS

Cincinnati has been to 16 bowl games over the last 20 seasons and 20 in the program's 133 seasons. UC played in the first Bowl Championship Series, now New Year's Six, game in school history, taking on Virginia Tech in the 75th FedEx Orange Bowl on Jan. 1, 2009. The Bearcats returned to the New Year's Six in the Chick-fil-A Peach Bowl on Jan. 1, 2021 in Atlanta.

WE ENGINEER BETTER

In the 1930s, a UC football player wore a device with his helmet to protect his broken nose. The device was a forerunner of the now standard face mask. The first soccer-style place kick was also attempted by a Bearcat, Hank Hartong, in the early 1960s.

THE CHART TOPPERS

In 1968, the Bearcats were the nation's top passing team with quarterback Greg Cook leading the NCAA in total offense, while receiver/kicker Jim O'Brien captured the national scoring title. A year later, Cook earned Rookie of the Year honors as a Cincinnati Bengal, and two years later, O'Brien kicked the game-winning field goal for the Baltimore Colts in Super Bowl V.

ALL-AMERICA TRADITION

Forty-five Bearcats have earned All-America recognition. Mike Woods garnered first-team honors in 1977, earning him an appearance on Bob Hope's television special. Punter Kevin Huber became the first two-time First-Team Associated Press all-American in UC history when he earned the honor in 2007 and 2008.

"THE TOE"

Jonathan Ruffin received the Lou Groza Award as the nation's top kicker in 2000 after booting a record 26 field goals. He was presented the award by ESPN's Chris Fowler. Ruffin was also a consensus All-American that year.

OUR CRADLE OF COACHES

Coaching luminaries have patrolled the sidelines at Cincinnati. College Football Hall of Fame coach Frank Cavanaugh began his 24-season career at UC. Sid Gillman, a member of the College and NFL Halls of Fame, was the architect of one of the top eras of Cincinnati football history. He directed the Bearcats to three conference titles and a pair of bowl game appearances during his six seasons (1949-54) before leaving for the professional ranks. Cincinnati, with Gillman developing the passing offenses which would make him successful in the pro ranks, became known for its aerial attack in the early 1950s. That notoriety continued long after his departure. Current Head Coach Luke Fickell enters his fourth year with the program.

THE NEXT LEVEL

With more than 100 players advancing into the professional ranks and 12 earning Super Bowl wins, 45 earning all-America honors, and 11 garnering academic all-America recognition, Cincinnati football has clearly made an important impact on college football with its long history of accomplishments.

TROPHY GAMES

The Bearcats are involved in three trophy games. UC's annual clash with the Miami RedHawks is tied for the third-most-played series in college football history and the second-longest active rivalry in the FBS. The winner of the yearly fall battle claims the Victory Bell. The winner of the UC-Louisville contest takes home the Keg of Nails, while the winner of the UC-Pittsburgh game stakes claim to the River City Rivalry Trophy. UC currently holds two of the three trophies.

UPSET CATS

Cincinnati has been dangerous to top teams over the years, knocking off the likes of No. 8 Wisconsin, 17-12, at home in 1999, upending defending national champion Penn State in 1983 14-3 on the road, and dominating Virginia Tech, 16-0, in 1995 while allowing just 41 yards of offense. However, possibly the biggest upset in UC history came in 2006 as the Bearcats beat its highest-ranked opponent in Nippert Stadium history, blowing away then-No. 7 Rutgers, 30-11. The squad earned its highest ranked road win on Oct. 2, 2021, running past No. 9 Notre Dame, 24-13, in South Bend, Ind.

CHAMPIONSHIP FOOTBALL

With 129 wins since the 2007 season, the Bearcats have become relevant on the national stage once again. Between 2008-12, UC became the only FBS AQ school to earn four conference championships in five seasons. The 2008 BIG EAST Conference Championship was the school's first since 1956. UC finished with a school-record 12 wins in 2009 and finished No. 3 in the Bowl Championship Series standings. The 2008 and 2009 squads made the first two BCS appearances in school history, playing in the Orange and Sugar Bowls, respectively. The Bearcats added BIG EAST titles in 2011 and 2012 along with their first American Athletic Conference title in 2014. UC made a school-record five-straight bowl appearances between 2011-15, playing in the Liberty, Belk - twice, Military and Hawai'i bowls. The 2020 season saw UC return to the Top-10 in all three national polls, AP, USA Today and College Football Playoff, for the first time since 2009, including UC's highest CFP ranking, No. 7 on Nov. 22 and 28, 2020.

POLLING DATA

WEEK	AP	COACHES	CFP
Preseason	8	10	-
Sept. 7	7	8	-
Sept. 12	8	8	-
Sept. 19	8	9	-
Sept. 26	7	8	-
Oct. 3	5	6	-
Oct. 10	3	4	-
Oct. 17	2	3	-
Oct. 24	2	2	-
Oct. 31	2	2	6
Nov. 7			[11/9]
Nov. 14			[11/16]
Nov. 21			[11/23]
Nov. 28			[11/30]
Dec. 5			

FINAL

VOICE YOUR CHOICE

AP	AFCA	CFP
1. Georgia	1. Georgia	1. Georgia
2. Cincinnati	2. Cincinnati	2. Alabama
3. Alabama	3. Alabama	3. Michigan State
4. Oklahoma	4. Oklahoma	4. Oregon
5. Michigan State	5. Ohio State	5. Ohio State
6. Ohio State	6. Michigan State	6. Cincinnati
7. Oregon	7. Oregon	7. Michigan
8. Notre Dame	8. Notre Dame	8. Oklahoma
9. Michigan	9. Wake Forest	9. Wake Forest
10. Wake Forest	10. Michigan	10. Notre Dame
11. Oklahoma State	11. Oklahoma State	11. Oklahoma State
12. Auburn	12. Texas A&M	12. Baylor
13. Texas A&M	13. Baylor	13. Auburn
14. Baylor	14. Auburn	14. Texas A&M
15. Ole Miss	15. Ole Miss	15. BYU
16. UTSA	16. Iowa	16. Ole Miss
17. BYU	17. Kentucky	17. Miss. State
18. Kentucky	18. UTSA	18. Kentucky
19. Iowa	19. Houston	19. NC State
20. Houston	20. BYU	20. Minnesota
21. Coastal Carolina	21. Coastal Carolina	21. Wisconsin
22. Penn State	22. NC State	22. Iowa
23. SMU	23. Penn State	23. Fresno State
24. Louisiana-Laf.	24. SMU	24. San Diego State
25. Fresno State	25. Pitt	25. Pitt

NIPPERT STADIUM TOP-10 CROWDS

ATT	OPPONENT	DATE	RESULT
40,140	UConn	10/24/15	W, 37-13*
40,121	UCF	10/04/19	W, 27-24*
40,101	Miami (Fla.)	10/01/15	W, 34-23*
40,015	Houston	09/15/16	L, 40-16*
39,095	Alabama A&M	09/05/15	W, 52-10
38,919	UConn	11/09/19	W, 48-3
38,112	Miami (OH)	09/24/16	W, 27-20
38,112	Temple	09/12/15	L, 34-26
38,032	UCLA	08/29/19	W, 24-14
37,978	Miami (OH)	09/04/21	W, 49-14*
37,978	Temple	10/08/21	W, 52-3*
37,978	UCF	10/16/21	W, 56-21*

*-Sellouts

NIPPERT STADIUM



CARSON FIELD AT NIPPERT STADIUM HAS BEEN THE VENERABLE HOME OF THE UNIVERSITY OF CINCINNATI FOOTBALL TEAM SINCE 1901 AND PROVIDES A PHENOMENAL HOME-FIELD ENVIRONMENT.

A MODERN CLASSIC

- The third-oldest NCAA FBS stadium entered a new era in 2015 following the completion of a 20-month, \$86-million, privately funded renovation and expansion project.
- The post-renovation season in 2015 coincided with the 100th anniversary of the original 1915 construction.
- UC has used the Nippert site as a playing field since 1901, making it the second-oldest playing site in the nation for college football behind Penn's Franklin Field (1895).
- Among NCAA FBS schools, Nippert is the third-oldest stadium still in use, behind Bobby Dodd Stadium (Georgia Tech - 1913), Davis Wade Stadium (Mississippi State - 1914) and ahead of Ole Miss' Vaught-Hemingway Stadium (1915) and Wisconsin's Camp Randall Stadium (1917).
- Through numerous renovations, the structure situated in the middle of the Clifton campus has retained its early-century brickwork, wrought-iron gates, and trim giving Nippert a comfortable old-time stadium charm and appeal, while remaining a classic showplace for college football.

FOR THE FANS

- Both concourses were renovated and widened and now feature nearly 75 permanent point-of-sale concession locations are available on game days.
- Concession stands feature the usual stadium staples along with offerings from premium local vendors, including Frisch's, Montgomery Inn and Skyline Chili.
- Enhancements were added in 2019, including: new tailgating spots, social gathering spaces, fans-first pricing and a season-long DJ for in-game entertainment.

THE WEST PAVILION

- The most striking changes sit five stories above the west concourse. At 105,000 square feet and 130 yards long, the West Pavilion rises out of the stadium concourse in glass and angles which contain a host of new premium seating along with state-of-the-art press facilities.
- The curvature of the facility matches that of Herschede-Shank Pavilion on the east side of the stadium and contains four levels; the Margaret & Michael Valentine press and suite level, suite level, scholarship club level, and patio suites mezzanine level.
- UC went from having nearly no premium seating options to the addition of 1,100 scholarship club seats and 53 indoor and outdoor suites of varying sizes. A skywalk connects Tangeman University Center to the West Pavilion with premium area customers able to access the facility on gameday from the other side of campus.

HISTORICALLY SPEAKING

- The 2015 project was the latest in a series of enhancements that began in 1916 when the stadium was completed, section-by-section, as funds were raised.
- The Cincinnati Bengals played at Nippert from 1968-69 and MLS' FC Cincinnati currently calls Nippert home.
- Nippert has served as a venue for numerous concerts and events, including speeches by US Presidents, Franklin D. Roosevelt (1936) and Barack Obama (2008).
- USA Today named it the best home-field venue in the former BIG EAST Conference and ESPN's Scott Van Pelt cited Nippert as a "one of the gems of college football".

WHAT'S IN A NAME?



During the season-ending clash with rival Miami (OH) in 1923, Jimmy Nippert sustained a spike wound injury and died a month later from blood poisoning.

His grandfather, James N. Gamble of Procter and Gamble, provided the funds needed to complete the horseshoe-shaped structure, and the James Gamble Nippert Memorial Stadium was dedicated on Nov. 8, 1924.

The stadium's founder was Arch Carson, who as captain and principal organizer played a significant role in starting football on the UC campus in 1885. In 1901 as physical director of the university, Carson guided the construction of the field which was later named for him -- the playing surface is still called Carson Field.

2021 CINCINNATI FOOTBALL

ALPHABETICAL ROSTER

#	NAME	POS.	HT.	WT.	CL.	EX.	HOMETOWN/HS/LAST SCHOOL
36	Will Adams ^	S	6-0	195	Jr.	1L	Cincinnati, Ohio / Mason
11	Sammy Anderson Jr.	CB	6-0	180	So.	HS	Dayton, Ohio / Trotwood-Madison
91	Alex Bales ^	K	5-10	177	So.	SQ	Westfield, Ind. / Westfield
0	Darrian Beavers	LB	6-4	255	Gr.	2L	Cincinnati, Ohio / Colerain / UConn
17	Marquez Bell *	WR	6-1	180	Fr.	RS	Lake City, Fla. / Columbia
57	Ben Blevins ^ *	OL	6-2	270	Fr.	RS	Cincinnati, Ohio / La Salle
40	Leroy Bowers	SLB	6-1	213	Fr.	HS	Cincinnati, Ohio / Princeton
18	Jowon Briggs	OL	6-1	297	So.	TR	Cincinnati, Ohio / Walnut Hills / Virginia
92	Curtis Brooks	OL	6-2	285	Gr.	4L	Danville, Va. / George Washington
94	Chase Brown ^	OL	6-1	215	Jr.	SQ	Cleveland, Ohio / NDCL
99	Marcus Brown	DT	6-2	297	Gr.	4L	Naples, Fla. / Lely
50	Jackson Brusciannelli ^	LB	5-11	245	So.	SQ	Chicago, Ill. / Montini Catholic
7	Coby Bryant	CB	6-1	198	Gr.	4L	Cleveland, Ohio / Glenville
12	Todd Bumphis	CB	6-0	188	Fr.	RS	Toledo, Ohio / St. Francis De Sales
64	Jake Burns ^	OL	6-2	308	So.	RS	Akron, Ohio / Hoban
39	Bryce Burton ^	K	5-10	210	So.	SQ	Cincinnati, Ohio / Princeton
9	Arquon Bush	CB	6-0	190	Jr.	3L	Cleveland, Ohio / Euclid
32	James Camden ^	S	6-1	205	Fr.	RS	Cincinnati, Ohio / Anderson
86	Jack Campbell ^	TE	6-4	222	So.	SQ	Bellbrook, Ohio / Bellbrook
78	Luke Collinsworth	OL	6-6	316	Fr.	HS	Cincinnati, Ohio / East Central
6	Bryan Cook	S	6-1	210	Sr.	2L	Cincinnati, Ohio / Mount Healthy / Howard
74	Jeremy Cooper	OL	6-4	315	Jr.	2L	Chicago, Ill. / Mount Carmel
58	Dontay Corleone	OL	6-2	335	Fr.	HS	Cincinnati, Ohio / Colerain
8	Isiah Cox	S	6-2	192	Fr.	HS	Alcoa, Tenn. / Alcoa
82	Noah Davis ^	TE	6-4	244	Gr.	SQ	Cincinnati, Ohio / St. Xavier / Michigan State
49	Jack Dingle	LB	6-4	230	Fr.	HS	Louisville, Ky. / Trinity
29	Jacob Dingle	S	5-11	195	Jr.	2L	Louisville, Ky. / Trinity
23	Drew Donley	WR	6-2	173	Fr.	HS	Frisco, Texas / Lebanon Trail
41	Joel Dublanko	LB	6-3	240	Gr.	4L	Aberdeen, Wash. / IMG Academy
45	Barak Faulk ^	OL	6-3	241	Fr.	RS	Cincinnati, Ohio / Mason
66	Landon Fickell	OL	6-4	290	Fr.	HS	Cincinnati, Ohio / Moeller
14	Wyatt Fischer ^	WR	6-0	202	Jr.	2L	Mount Orab, Ohio / Western Brown
31	Mason Fletcher	P	6-7	202	Fr.	HS	Melbourne, Australia / ProKick
24	Jerome Ford	RB	5-11	215	Jr.	1L	Tampa, Fla. / Armwood / Alabama
1	Ahmad Gardner	CB	6-3	200	Jr.	2L	Detroit, Mich. / Martin Luther King
52	AJ George ^	OL	6-6	292	Fr.	HS	Byesville, Ohio / Meadowbrook
53	Gavin Gerhardt	OL	6-4	305	Fr.	RS	Xenia, Ohio / Xenia
55	Mao Glynn II	OL	6-3	275	Fr.	HS	Cincinnati, Ohio / Walnut Hills
54	Nick Grace ^	OL	6-5	257	Fr.	HS	Naperville, Ill. / North
70	Joey Groeber ^	OL	6-3	330	Jr.	SQ	Williamsburg, Ohio / Clermont NE / CCU
25	Jack Haglage ^	LB	6-2	220	Fr.	TR	Mason, Ohio / Mason / Naval Academy
4	Justin Harris	CB	6-0	190	Jr.	2L	Dayton, Ohio / Wayne
3	Ja'von Hicks	S	6-2	205	Sr.	3L	Cincinnati, Ohio / Colerain
37	Devin Hightower ^	LB	5-11	220	Fr.	TR	Twinsburg, Ohio / Hoban / Michigan State
13	Jacob Hoying ^	QB	6-2	202	Fr.	HS	Columbus, Ohio / Bishop Watterson
60	Joe Huber ^	OL	6-5	305	Fr.	RS	Dublin, Ohio / Jerome
2	Wilson Huber	LB	6-4	242	Sr.	3L	Indianapolis, Ind. / Franklin Central
19	Brody Ingle	LB	6-0	225	Jr.	2L	Cincinnati, Ohio / La Salle
30	Rob Jackson	OL	6-5	285	Fr.	HS	Philadelphia, Pa. / Archbishop Wood
12	Iesa Jarmon	CB	6-0	175	Fr.	HS	Cincinnati, Ohio / La Salle
73	CJ Johnson ^	OL	6-1	295	Jr.	SQ	Grand Rapids, Ohio / Liberty Center / Siena
23	Daved Jones Jr.	LB	6-1	225	So.	1L	Cincinnati, Ohio / Lakota West
69	Cam Jones	OL	6-8	325	So.	1L	Knott County, Ky. / Fredrick Douglass
5	Jordan Jones	WR	6-2	190	Gr.	1L	Smackover, Ark. / Smackover / Arkansas
16	Cameron Junior	LB	6-1	211	Fr.	HS	Middletown, Ohio / Middletown
98	Mychal Keys ^	OL	6-4	246	Jr.	SQ	Columbus, Ohio / Marion-Franklin
31	Casey Kirk ^	CB	5-10	190	Sr.	1L	Dublin, Ohio / Coffman
29	Ashton Koller ^	WR	6-1	195	Fr.	RS	Landen, Ohio / Kings
30	Michael Kopaygorodsky ^	RB	6-0	215	Sr.	2L	Mason, Ohio / Mason
65	Cody Lamb	OL	6-4	285	Sr.	2L	Miamisburg, Ohio / Miamisburg
47	Nate Lawler	TE	6-4	222	Jr.	2L	Dresden, Ohio / Tri-Valley
33	Zeiqui Lawton	OL	6-3	266	Fr.	HS	Charleston, W.Va. / South Charleston
16	Brady Lichtenberg	QB	6-1	198	Fr.	HS	Toledo, Ohio / Saint Johns Jesuit
27	Norman Love	WR	6-0	200	Fr.	RS	Lake Wales, Fla. / Lake Wales

#	NAME	POS.	HT.	WT.	CL.	EX.	HOMETOWN/HS/LAST SCHOOL
90	Christian Lowery ^	K	5-11	168	Fr.	HS	Acworth, Ga. / Harrison
43	Jonah Lytle ^	CB	5-11	165	Fr.	HS	Canton, Ohio / McKinley
91	Miles Manigault ^	DL	6-2	280	Sr.	SQ	Cincinnati, Ohio / Moeller / ETSU
87	Joey McBee ^	TE	6-2	245	Fr.	HS	Morgantown, W.Va. / University
0	Charles McClelland	RB	5-11	193	Jr.	2L	Homerville, Ga. / Clinch County
77	Vincent McConnell	OL	6-5	300	Sr.	3L	Massillon, Ohio / Washington
22	De'Arre McDonald	S	6-1	205	Fr.	RS	Murfreesboro, Tenn. / Oakland
76	Marcelo Mendiola	OL	6-3	330	So.	SQ	Chicago, Ill. / Mount Carmel
18	Chamon Metayer	TE	6-5	252	Fr.	HS	Miami, Fla. / North Miami
51	Lorenz Metz	OL	6-9	326	Jr.	2L	Neuötting, Germany / Kirchdorf Wildcats
15	Nate Meyer ^	WR	6-1	205	So.	SQ	Dublin, Ohio / Bishop Watterson
89	Sterling Miles	DL	6-5	220	Fr.	RS	West Bloomfield, Mich. / West Bloomfield
87	Jalen Monrrow	DL	6-4	250	Fr.	HS	Lafayette, Ind. / Jefferson-Lafayette
26	Myles Montgomery	RB	5-11	200	Fr.	HS	Jacksonville, Fla. / Fletcher
22	Ryan Montgomery	RB	5-10	205	Jr.	2L	Franklin, Ohio / Franklin
57	Ryan Mullaney ^	DL	6-1	242	So.	SQ	Cincinnati, Ohio / Moeller
85	Triston O'Brien ^	LS	6-3	200	Fr.	HS	Jefferson, Ohio / NDCL
50	Dylan O'Quinn	OL	6-4	305	Jr.	2L	Toledo, Ohio / Lake
20	Deshawn Pace	LB	6-2	218	So.	1L	Cincinnati, Ohio / Colerain
19	Will Pauling	WR	5-10	180	Fr.	HS	Chicago, Ill. / Homewood-Flossmoor
96	Dominique Perry	DL	6-2	288	Fr.	RS	Germantown, Md. / Northwest
10	Jack Perry ^	QB	6-0	201	Jr.	SQ	Mountain View, Calif. / St. Francis / St. Mateo
96	Cayson Pfeiffer ^	LS	6-0	215	So.	1L	Columbus, Ohio / Dublin Scioto
97	Eric Phillips	DL	6-3	265	So.	1L	Cincinnati, Ohio / Colerain
12	Alec Pierce	WR	6-3	213	Sr.	3L	Glen Ellyn, Ill. / Glenbard West
3	Evan Prater	QB	6-4	200	Fr.	RS	Cincinnati, Ohio / Wyoming
26	Malik Rainey	CB	5-11	180	Fr.	HS	Chicago, Ill. / Bolingbrook
56	Jake Renfro	OL	6-3	310	So.	1L	Mokena, Ill. / Providence Catholic
9	Desmond Ridder	QB	6-4	215	Sr.	3L	Louisville, Ky. / St. Xavier
35	Ryan Royer	LB	5-11	218	Sr.	3L	Hilliard, Ohio / Davidson
54	Izaiah Ruffin	DL	6-6	245	So.	SQ	Oak Park, Ill. / Oak Park River Forest
21	Myjai Sanders	DL	6-5	250	Sr.	3L	Jacksonville, Fla. / Camden County
34	Caleb Schmitz	TE	6-3	218	Fr.	HS	Lancaster, Pa. / Warwick
80	Chris Scott	WR	6-2	190	Fr.	RS	Columbus, Ohio / Pickerington North
21	Tyler Scott	WR	5-11	177	So.	1L	Norton, Ohio / Norton
36	Lewis Shepherd ^	RB	6-0	195	So.	TR	Elgin, Okla. / Elgin / NE Oklahoma
5	Jaquan Sheppard	S	6-2	200	Jr.	2L	Zephyrhills, Fla. / Zephyrhills
88	Payten Singletary	TE	6-4	230	Fr.	RS	Thomasville, Ga. / Thomasville
27	Armorian Smith	S	6-1	197	Fr.	HS	Detroit, Mich. / River Rouge
83	Blue Smith	WR	6-5	215	Jr.	SQ	Huber Hts. Ohio / Wayne / Ohio State
17	Cole Smith	K	5-11	193	Sr.	2L	Middletown, Ohio / Middletown
67	Jaxon Smith ^	OL	6-3	292	Fr.	RS	Maineville, Ohio / Kings
90	Jabari Taylor	DL	6-1	280	Sr.	3L	Akron, Ohio / Hoban
11	Leonard Taylor	TE	6-5	250	Sr.	3L	Springfield, Ohio / Springfield
24	Jaheim Thomas	LB	6-4	235	Fr.	RS	Cincinnati, Ohio / Princeton
85	Jaiir Thomas ^	WR	6-4	192	So.	SQ	Cincinnati, Ohio / Winton Woods
25	Shaun Thomas ^	RB	6-0	188	Fr.	HS	Lima, Ohio / Central Catholic
20	Jadon Thompson	WR	6-2	185	So.	1L	Chicago, Ill. / Naperville Central
10	Bryon Threats	S	5-10	195	Fr.	HS	Dublin, Ohio / Coffman
7	Tre Tucker	WR	5-9	175	Jr.	2L	Akron, Ohio / CVCA
72	James Tunstall	OL	6-5	311	Jr.	TR	Indian Head, Md. / Lackey / Stony Brook
13	Ty Van Fossen	LB	6-2	220	Jr.	2L	Croton, Ohio / St. Francis De Sales
42	Malik Vann	DL	6-4	275	Sr.	3L	Cincinnati, Ohio / Fairfield
15	Taj Ward	CB	6-0	197	Jr.	2L	Solon, Ohio / Solon
81	Josh Whyte	TE	6-6	255	Jr.	2L	Cincinnati, Ohio / La Salle
44	Jah-Mal Williams	DL	6-4	213	Fr.	HS	Carver Ranches, Fla. / Cardinal Gibbons
75	John Williams	OL	6-5	310	Fr.	RS	Bolingbrook, Ill. / Bolingbrook
34	Justin Wodtly	DL	6-3	282	Fr.	RS	Cleveland, Ohio / Cleveland Hts.
71	Colin Woodside	OL	6-5	313	Jr.	1L	Lancaster, Ohio / Fairfield Union
4	Ethan Wright	RB	6-1	198	So.	1L	Akron, Ohio / Manchester
8	Michael Young Jr.	WR	5-10	195	Gr.	1L	Saint Rose, La. / Destrehan / Notre Dame
35	Brady Young ^	P	6-3	208	Fr.	HS	Perrysburg, Ohio / Perrysburg

^ - Walk-On; * - Has utilized redshirt year.

PRONUNCIATIONS

Marquez Bell.....mar-kez
Jowon Briggs.....jo-wan
Jackson Brusciannelli.....brew-sha-nell-ee
Joel Dublanko.....do-BLANK-o
Mao Glynn II.....mah-oh

Ja'Von Hicks.....jay-von
Daved Jones Jr.....day-vid
Michael Kopaygorodsky.....co-pay-guh-rod-ski
Zeiqui Lawton.....zah-kee
De'Arre McDonald.....dee-ah-ray

Chamon Metayer.....sha-mon muh-tay-err
Myjai Sanders.....my-jay
Armorian Smith.....oh-more-eee-on
Jaiir Thomas.....jie-air
Malik Vann.....muh-leek

2021 CINCINNATI FOOTBALL

NUMERICAL ROSTER

#	NAME	POS.	HT.	WT.	CL.	EX.	HOMETOWN/HS/LAST SCHOOL
0	Darrian Beavers	LB	6-4	255	Gr.	2L	Cincinnati, Ohio / Colerain / UConn
0	Charles McClelland	RB	5-11	193	Jr.	2L	Homerville, Ga. / Clinch County
1	Ahmad Gardner	CB	6-3	200	Jr.	2L	Detroit, Mich. / Martin Luther King
2	Wilson Huber	LB	6-4	242	Sr.	3L	Indianapolis, Ind. / Franklin Central
3	Ja'von Hicks	S	6-2	205	Sr.	3L	Cincinnati, Ohio / Colerain
3	Evan Prater	QB	6-4	200	Fr.	RS	Cincinnati, Ohio / Wyoming
4	Justin Harris	CB	6-0	190	Jr.	2L	Dayton, Ohio / Wayne
4	Ethan Wright	RB	6-1	198	So.	1L	Akron, Ohio / Manchester
5	Jordan Jones	WR	6-2	190	Gr.	1L	Smackover, Ark. / Smackover / Arkansas
5	Jaquan Sheppard	S	6-2	200	Jr.	2L	Zephyrhills, Fla. / Zephyrhills
6	Bryan Cook	S	6-1	210	Sr.	2L	Cincinnati, Ohio / Mount Healthy / Howard
7	Coby Bryant	CB	6-1	198	Gr.	4L	Cleveland, Ohio / Glenville
7	Tre Tucker	WR	5-9	175	Jr.	2L	Akron, Ohio / CVCA
8	Isiah Cox	S	6-2	192	Fr.	HS	Alcoa, Tenn. / Alcoa
8	Michael Young Jr.	WR	5-10	195	Gr.	1L	Saint Rose, La. / Destrehan / Notre Dame
9	Arqun Bush	CB	6-0	190	Jr.	3L	Cleveland, Ohio / Euclid
9	Desmond Ridder	QB	6-4	215	Sr.	3L	Louisville, Ky. / St. Xavier
10	Jack Perry ^	QB	6-0	201	Jr.	SQ	Mountain View, Calif. / St. Francis / St. Mateo
10	Bryon Threats	S	5-10	195	Fr.	HS	Dublin, Ohio / Coffman
11	Sammy Anderson Jr.	CB	6-0	180	So.	HS	Dayton, Ohio / Trotwood-Madison
11	Leonard Taylor	TE	6-5	250	Sr.	3L	Springfield, Ohio / Springfield
12	Alec Pierce	WR	6-3	213	Sr.	3L	Glen Ellyn, Ill. / Glenbard West
12	Todd Bumphis	CB	6-0	188	Fr.	RS	Toledo, Ohio / St. Francis De Sales
13	Jacob Hoying ^	QB	6-2	202	Fr.	HS	Columbus, Ohio / Bishop Watterson
13	Ty Van Fossen	LB	6-2	220	Jr.	2L	Croton, Ohio / St. Francis De Sales
14	Wyatt Fischer ^	WR	6-0	202	Jr.	2L	Mount Orab, Ohio / Western Brown
15	Nate Meyer ^	WR	6-1	205	So.	SQ	Dublin, Ohio / Bishop Watterson
15	Taj Ward	CB	6-0	197	Jr.	2L	Solon, Ohio / Solon
16	Cameron Junior	LB	6-1	211	Fr.	HS	Middletown, Ohio / Middletown
16	Brady Lichtenberg	QB	6-1	198	Fr.	HS	Toledo, Ohio / Saint Johns Jesuit
17	Marquez Bell *	WR	6-1	180	Fr.	RS	Lake City, Fla. / Columbia
17	Cole Smith	K	5-11	193	Sr.	2L	Middletown, Ohio / Middletown
18	Jowon Briggs	DL	6-1	297	So.	TR	Cincinnati, Ohio / Walnut Hills / Virginia
18	Chamon Metayer	TE	6-5	252	Fr.	HS	Miami, Fla. / North Miami
19	Brody Ingle	LB	6-0	225	Jr.	2L	Cincinnati, Ohio / La Salle
19	Will Pauling	WR	5-10	180	Fr.	HS	Chicago, Ill. / Homewood-Flossmoor
20	Deshawn Pace	LB	6-2	218	So.	1L	Cincinnati, Ohio / Colerain
20	Jadon Thompson	WR	6-2	185	So.	1L	Chicago, Ill. / Naperville Central
21	Myjai Sanders	DL	6-5	250	Sr.	3L	Jacksonville, Fla. / Camden County
21	Tyler Scott	WR	5-11	177	So.	1L	Norton, Ohio / Norton
22	De'Arre McDonald	S	6-1	205	Fr.	RS	Murfreesboro, Tenn. / Oakland
22	Ryan Montgomery	RB	5-10	205	Jr.	2L	Franklin, Ohio / Franklin
23	Drew Donley	WR	6-2	173	Fr.	HS	Frisco, Texas / Lebanon Trail
23	Daved Jones Jr.	LB	6-1	225	So.	1L	Cincinnati, Ohio / Lakota West
24	Jerome Ford	RB	5-11	215	Jr.	1L	Tampa, Fla. / Armwood / Alabama
24	Jaheim Thomas	LB	6-4	235	Fr.	RS	Cincinnati, Ohio / Princeton
25	Jack Haglage ^	LB	6-2	220	Fr.	TR	Mason, Ohio / Mason / Naval Academy
25	Shaun Thomas ^	RB	6-0	188	Fr.	HS	Lima, Ohio / Central Catholic
26	Myles Montgomery	RB	5-11	200	Fr.	HS	Jacksonville, Fla. / Fletcher
26	Malik Rainey	CB	5-11	180	Fr.	HS	Chicago, Ill. / Bolingbrook
27	Norman Love	WR	6-0	200	Fr.	RS	Lake Wales, Fla. / Lake Wales
27	Armorian Smith	S	6-1	197	Fr.	HS	Detroit, Mich. / River Rouge
29	Jacob Dingle	S	5-11	195	Jr.	2L	Louisville, Ky. / Trinity
29	Ashton Koller ^	WR	6-1	195	Fr.	RS	Landen, Ohio / Kings
30	Rob Jackson	DL	6-5	285	Fr.	HS	Philadelphia, Pa. / Archbishop Wood
30	Michael Kopaygorodsky ^	RB	6-0	215	Sr.	2L	Mason, Ohio / Mason
31	Mason Fletcher	P	6-7	202	Fr.	HS	Melbourne, Australia / ProKick
31	Casey Kirk ^	CB	5-10	190	Sr.	1L	Dublin, Ohio / Coffman
32	James Camden ^	S	6-1	205	Fr.	RS	Cincinnati, Ohio / Anderson
33	Zeiqui Lawton	DL	6-3	266	Fr.	HS	Charleston, W.Va. / South Charleston
34	Caleb Schmitz	TE	6-3	218	Fr.	HS	Lancaster, Pa. / Warwick
34	Justin Wodtly	DL	6-3	282	Fr.	RS	Cleveland, Ohio / Cleveland Hts.
35	Ryan Royer	LB	5-11	218	Sr.	3L	Hilliard, Ohio / Davidson
35	Brady Young ^	P	6-3	208	Fr.	HS	Perrysburg, Ohio / Perrysburg

#	NAME	POS.	HT.	WT.	CL.	EX.	HOMETOWN/HS/LAST SCHOOL
36	Will Adams ^	S	6-0	195	Jr.	1L	Cincinnati, Ohio / Mason
36	Lewis Shepherd ^	RB	6-0	195	So.	TR	Elgin, Okla. / Elgin / NE Oklahoma
37	Devin Hightower ^	LB	5-11	220	Fr.	TR	Twinsburg, Ohio / Hoban / Michigan State
39	Bryce Burton ^	K	5-10	210	So.	SQ	Cincinnati, Ohio / Princeton
40	Leroy Bowers	SLB	6-1	213	Fr.	HS	Cincinnati, Ohio / Princeton
41	Joel Dublanko	LB	6-3	240	Gr.	4L	Aberdeen, Wash. / IMG Academy
42	Malik Vann	DL	6-4	275	Sr.	3L	Cincinnati, Ohio / Fairfield
43	Jonah Lytle ^	CB	5-11	165	Fr.	HS	Canton, Ohio / McKinley
44	Jah-Mal Williams	DL	6-4	213	Fr.	HS	Carver Ranches, Fla. / Cardinal Gibbons
45	Barak Faulk ^	DL	6-3	241	Fr.	RS	Cincinnati, Ohio / Mason
47	Nate Lawler	TE	6-4	222	Jr.	2L	Dresden, Ohio / Tri-Valley
49	Jack Dingle	LB	6-4	230	Fr.	HS	Louisville, Ky. / Trinity
50	Jackson Bruscianelli ^	LB	5-11	245	So.	SQ	Chicago, Ill. / Montini Catholic
50	Dylan O'Quinn	OL	6-4	305	Jr.	2L	Toledo, Ohio / Lake
51	Lorenz Metz	OL	6-9	326	Jr.	2L	Neuötting, Germany / Kirchdorf Wildcats
52	AJ George ^	OL	6-6	292	Fr.	HS	Byesville, Ohio / Meadowbrook
53	Gavin Gerhardt	OL	6-4	305	Fr.	RS	Xenia, Ohio / Xenia
54	Nick Grace ^	OL	6-5	257	Fr.	HS	Naperville, Ill. / North
54	Izaiah Ruffin	DL	6-6	245	So.	SQ	Oak Park, Ill. / Oak Park River Forest
55	Mao Glynn II	OL	6-3	275	Fr.	HS	Cincinnati, Ohio / Walnut Hills
56	Jake Renfro	OL	6-3	310	So.	1L	Mokena, Ill. / Providence Catholic
57	Ben Blevins ^ *	OL	6-2	270	Fr.	RS	Cincinnati, Ohio / La Salle
57	Ryan Mullaney ^	DL	6-1	242	So.	SQ	Cincinnati, Ohio / Moeller
58	Dontay Corleone	DL	6-2	335	Fr.	HS	Cincinnati, Ohio / Colerain
60	Joe Huber ^	OL	6-5	305	Fr.	RS	Dublin, Ohio / Jerome
64	Jake Burns ^	OL	6-2	308	So.	RS	Akron, Ohio / Hoban
65	Cody Lamb	OL	6-4	285	Sr.	2L	Miamisburg, Ohio / Miamisburg
66	Landon Fickell	OL	6-4	290	Fr.	HS	Cincinnati, Ohio / Moeller
67	Jaxon Smith ^	OL	6-3	292	Fr.	RS	Maineville, Ohio / Kings
69	Cam Jones	OL	6-8	325	So.	1L	Knott County, Ky. / Fredrick Douglass
70	Joey Groeber ^	OL	6-3	330	Jr.	SQ	Williamsburg, Ohio / Clermont NE / CCU
71	Colin Woodside	OL	6-5	313	Jr.	1L	Lancaster, Ohio / Fairfield Union
72	James Tunstall	OL	6-5	311	Jr.	TR	Indian Head, Md. / Lackey / Stony Brook
73	CJ Johnson ^	OL	6-1	295	Jr.	SQ	Grand Rapids, Ohio / Liberty Center / Siena
74	Jeremy Cooper	OL	6-4	315	Jr.	2L	Chicago, Ill. / Mount Carmel
75	John Williams	OL	6-5	310	Fr.	RS	Bolingbrook, Ill. / Bolingbrook
76	Marcelo Mendiola	OL	6-3	330	So.	SQ	Chicago, Ill. / Mount Carmel
77	Vincent McConnell	OL	6-5	300	Sr.	3L	Massillon, Ohio / Washington
78	Luke Collinsworth	OL	6-6	316	Fr.	HS	Cincinnati, Ohio / East Central
80	Chris Scott	WR	6-2	190	Fr.	RS	Columbus, Ohio / Pickerington North
81	Josh Whyte	TE	6-6	255	Jr.	2L	Cincinnati, Ohio / La Salle
82	Noah Davis ^	TE	6-4	244	Gr.	SQ	Cincinnati, Ohio / St. Xavier / Michigan State
83	Blue Smith	WR	6-5	215	Jr.	SQ	Huber Hts. Ohio / Wayne / Ohio State
85	Triston O'Brien ^	LS	6-3	200	Fr.	HS	Jefferson, Ohio / NDCL
85	Jair Thomas ^	WR	6-4	192	So.	SQ	Cincinnati, Ohio / Winton Woods
86	Jack Campbell ^	TE	6-4	222	So.	SQ	Bellbrook, Ohio / Bellbrook
87	Joey McBee ^	TE	6-2	245	Fr.	HS	Morgantown, W.Va. / University
87	Jalen Monrow	DL	6-4	250	Fr.	HS	Lafayette, Ind. / Jefferson-Lafayette
88	Payten Singletary	TE	6-4	230	Fr.	RS	Thomasville, Ga. / Thomasville
89	Sterling Miles	DL	6-5	220	Fr.	RS	West Bloomfield, Mich. / West Bloomfield
90	Christian Lowery ^	K	5-11	168	Fr.	HS	Acworth, Ga. / Harrison
90	Jabari Taylor	DL	6-1	280	Sr.	3L	Akron, Ohio / Hoban
91	Alex Bales ^	K	5-10	177	So.	SQ	Westfield, Ind. / Westfield
91	Miles Manigault ^	DL	6-2	280	Sr.	SQ	Cincinnati, Ohio / Moeller / ETSU
92	Curtis Brooks	DL	6-2	285	Gr.	4L	Danville, Va. / George Washington
94	Chase Brown ^	DL	6-1	215	Jr.	SQ	Cleveland, Ohio / NDCL
96	Dominique Perry	DL	6-2	288	Fr.	RS	Germantown, Md. / Northwest
96	Cayson Pfeiffer ^	LS	6-0	215	So.	1L	Columbus, Ohio / Dublin Scioto
97	Eric Phillips	DL	6-3	265	So.	1L	Cincinnati, Ohio / Colerain
98	Mychal Keys ^	DL	6-4	246	Jr.	SQ	Columbus, Ohio / Marion-Franklin
99	Marcus Brown	DT	6-2	297	Gr.	4L	Naples, Fla. / Lely

^ - Walk-On; * - Has utilized redshirt year.

PRONUNCIATIONS

Marquez Bell.....mar-kez
Jowon Briggs.....jo-wan
Jackson Bruscianelli.....brew-sha-nell-ee
Joel Dublanko.....do-BLANK-o
Mao Glynn II.....mah-oh

Ja'Von Hicks.....jay-von
Daved Jones Jr.....day-vid
Michael Kopaygorodsky.....co-pay-guh-rod-ski
Zeiqui Lawton.....zah-kee
De'Arre McDonald.....dee-ah-ray

Chamon Metayer.....sha-mon muh-tay-err
Myjai Sanders.....my-jay
Armorian Smith.....oh-more-eee-on
Jair Thomas.....jie-air
Malik Vann.....muh-leek

OFFENSE

LT	72	James Tunstall	6-5	311	Jr.
	75	John Williams	6-5	310	r-Fr.
LG	74	Jeremy Cooper	6-4	315	Jr.
	71	Colin Woodside	6-5	313	Jr.
	65	Cody Lamb	6-4	285	Sr.
C	56	Jake Renfro	6-3	310	So.
	53	Gavin Gerhardt	6-4	305	r-Fr.
RG	51	Lorenz Metz	6-9	326	Jr.
-or-	77	Vincent McConnell	6-5	300	Sr.
RT	50	Dylan O'Quinn	6-4	305	Jr.
	69	Cam Jones	6-8	325	So.
TE	81	Josh Whyte	6-6	255	Jr.
-or-	11	Leonard Taylor	6-5	250	Sr.
WR	12	Alec Pierce	6-3	213	Sr.
	5	Jordan Jones	6-2	190	Gr.
	83	Blue Smith	6-5	215	Jr.
WR	21	Tyler Scott	5-11	177	So.
	20	Jadon Thompson	6-2	185	So.
	80	Chris Scott	6-2	190	r-Fr.
WR	8	Michael Young Jr.	5-10	195	Gr.
	7	Tre Tucker	5-9	175	Jr.
	19	Will Pauling	5-10	180	Fr.
QB	9	Desmond Ridder	6-4	215	Sr.
	3	Evan Prater	6-4	200	r-Fr.
RB	24	Jerome Ford	5-11	215	Jr.
	0	Charles McClelland	5-11	193	Jr.
-or-	22	Ryan Montgomery	5-10	205	Jr.
-or-	4	Ethan Wright	6-1	198	So.

DEFENSE

DE	21	Myjai Sanders	6-5	250	Sr.
	90	Jabari Taylor	6-1	280	Sr.
DT	92	Curtis Brooks	6-2	285	Gr.
	99	Marcus Brown	6-2	297	Gr.
	97	Eric Phillips	6-3	265	So.
DE	42	Malik Vann	6-4	275	Sr.
	18	Jowon Briggs	6-1	297	So.
WLB	0	Darrian Beavers	6-4	255	Gr.
	24	Jaheim Thomas	6-4	235	r-Fr.
	23	Daved Jones Jr.	6-1	225	So.
MLB	41	Joel Dublanko	6-3	240	Gr.
	2	Wilson Huber	6-4	242	Sr.
SLB	13	Ty Van Fossen	6-2	220	Jr.
	20	Deshawn Pace	6-2	218	So.
CB	1	Ahmad Gardner	6-3	200	Jr.
	5	Jaquan Sheppard	6-2	200	Jr.
S	6	Bryan Cook	6-1	210	Sr.
	29	Jacob Dingle	5-11	195	Jr.
S	3	Ja'von Hicks	6-2	205	Sr.
	36	Will Adams	6-0	195	Jr.
CB	7	Coby Bryant	6-1	198	Gr.
	12	Todd Bumphis	6-0	188	r-Fr.
N	9	Arquon Bush	6-0	190	Jr.
	15	Taj Ward	6-0	197	Jr.

SPECIAL TEAMS

LS	96	Cayson Pfeiffer	6-0	215	So.
	85	Triston O'Brien	6-3	200	Fr.
H	39	Bryce Burton	5-10	210	So.
	31	Mason Fletcher	6-7	202	Fr.
K	17	Cole Smith	5-11	193	Sr.
	91	Alex Bales	5-10	177	So.
	90	Christian Lowery	5-11	168	Fr.
KO	91	Alex Bales	5-10	177	So.
P	31	Mason Fletcher	6-7	202	Fr.
	91	Alex Bales	5-10	177	So.
PR	22	Ryan Montgomery	5-10	205	Jr.
	8	Michael Young Jr.	5-10	195	Gr.
KR	7	Tre Tucker	5-9	175	Jr.
	21	Tyler Scott	5-11	177	So.

^ - Walk-On

NUMERICAL ROSTER

0	Darrian Beavers	LB	14	Wyatt Fischer ^	WR	27	Norman Love	WR	49	Jack Dingle	LB	76	Marcelo Mendiola	OL
0	Charles McClelland	RB	15	Nate Meyer ^	WR	27	Armorian Smith	S	50	Jackson Brusciannelli ^	LB	77	Vincent McConnell	OL
1	Ahmad Gardner	CB	15	Taj Ward	CB	29	Jacob Dingle	S	50	Dylan O'Quinn	OL	78	Luke Collinsworth	OL
2	Wilson Huber	LB	16	Cameron Junior	LB	29	Ashton Koller ^	WR	51	Lorenz Metz	OL	80	Chris Scott	WR
3	Ja'von Hicks	S	16	Brady Lichtenberg	QB	30	Rob Jackson	DL	52	AJ George ^	OL	81	Josh Whyte	TE
3	Evan Prater	QB	17	Marquez Bell	WR	30	Michael Kopaygorodsky ^	RB	53	Gavin Gerhardt	OL	82	Noah Davis ^	TE
4	Justin Harris	CB	17	Cole Smith	K	31	Mason Fletcher	P	54	Nick Grace ^	OL	83	Blue Smith	WR
4	Ethan Wright	RB	18	Jowon Briggs	DL	31	Casey Kirk ^	CB	54	Izaiah Ruffin	DL	85	Triston O'Brien ^	LS
5	Jordan Jones	WR	18	Chamon Metayer	TE	32	James Camden ^	S	55	Mao Glynn II	OL	85	Jair Thomas ^	WR
5	Jaquan Sheppard	S	19	Brody Ingle	LB	33	Zeiqui Lawton	DL	56	Jake Renfro	OL	86	Jack Campbell ^	TE
6	Bryan Cook	S	19	Will Pauling	WR	34	Caleb Schmitz	TE	57	Ben Blevins ^	OL	87	Joey McBee ^	TE
7	Coby Bryant	CB	20	Deshawn Pace	LB	34	Justin Wodtly	DL	57	Ryan Mullaney ^	DL	87	Jalen Monrrow	DL
7	Tre Tucker	WR	20	Jadon Thompson	WR	35	Ryan Royer ^	LB	58	Dontay Corleone	DL	88	Payten Singletary	TE
8	Isiah Cox	S	21	Myjai Sanders	DL	35	Brady Young ^	P	60	Joe Huber ^	OL	89	Sterling Miles	DL
8	Michael Young Jr.	WR	21	Tyler Scott	WR	36	Will Adams ^	S	64	Jake Burns ^	OL	90	Christian Lowery ^	K
9	Arquon Bush	CB	22	De'Arre McDonald	S	36	Lewis Shepherd ^	RB	65	Cody Lamb	OL	90	Jabari Taylor	DL
9	Desmond Ridder	QB	22	Ryan Montgomery	RB	37	Devin Hightower ^	LB	66	Landon Fickell	OL	91	Alex Bales ^	K
10	Jack Perry ^	QB	23	Drew Donley	WR	39	Bryce Burton ^	K	67	Jaxon Smith ^	OL	91	Miles Manigault ^	DL
10	Bryon Threats	S	23	Daved Jones Jr.	LB	40	Leroy Bowers	SLB	69	Cam Jones	OL	92	Curtis Brooks	DL
11	Sammy Anderson Jr.	CB	24	Jerome Ford	RB	41	Joel Dublanko	LB	70	Joey Groeber ^	OL	94	Chase Brown ^	DL
11	Leonard Taylor	TE	24	Jaheim Thomas	LB	42	Malik Vann	DL	71	Colin Woodside	OL	96	Dominique Perry	DL
12	Alec Pierce	WR	25	Jack Haglage ^	LB	43	Jonah Lytle ^	CB	72	James Tunstall	OL	96	Cayson Pfeiffer ^	LS
12	Todd Bumphis	CB	25	Shaun Thomas ^	RB	44	Jah-Mal Williams	DL	73	CJ Johnson ^	OL	97	Eric Phillips	DL
13	Jacob Hoying ^	QB	26	Myles Montgomery	RB	45	Barak Faulk ^	DL	74	Jeremy Cooper	OL	98	Mychal Keys ^	DL
13	Ty Van Fossen	LB	26	Malik Rainey	CB	47	Nate Lawler ^	TE	75	John Williams	OL	99	Marcus Brown	DT

HEAD COACH LUKE FICKELL

The University of Cincinnati football team opened a new era in December 2018 with the hiring of Ohio native Luke Fickell, the Bearcats 42nd football head coach.

The 23-year veteran of the FBS coaching ranks took the reins of the UC program after spending 16 years at his alma mater, Ohio State. His impressive resume includes being on the staff of two national championship winning teams, seeing more than 40 players selected in the NFL Draft, coordinating outstanding defenses over 12 seasons as a co-coordinator or defensive coordinator, winning AAC Coach of the Year honors in 2018 and 2020 and leading the Bearcats to an AAC Championship in 2020.

Fickell, in his fifth season at UC in 2020, has led UC to 36 wins over the last three seasons, including back-to-back 11-win campaigns in 2018 and 2019, the 2020 AAC title, an AAC East Division Championship in 2019, three-straight bowl games, including the 2021 Chick-fil-A Peach Bowl, the program's first New Year's Six game since 2009.

Fickell led one of the more remarkable turnarounds in school history in 2018, rebounding from a 4-8 inaugural campaign with the third 11-win season in school history and a win in the Military Bowl. The 2018 American Athletic Conference Coach of the Year, Fickell was a semifinalist for the George Munger Award and was tabbed for the watch lists for the Dodd Trophy and Paul "Bear" Bryant Coach the Year awards.

Establishing his T.E.A.M. culture on the Clifton Hts. campus, standing for Together Everyone Achieves More, UC has emerged as one of the teams to watch in the American, especially on defense where the UC has led the AAC in scoring defense in 2018, 2019 and 2020.

Fickell was hired on Dec. 10, 2018 and has been a tireless advocate for the UC program, speaking at numerous events and schools to continue to build the Bearcats brand inside the State of Cincinnati, the 50-mile radius surrounding campus.

An excellent recruiter with strong Ohio, Midwest and Florida relationships, a national presence and a discerning eye for talent, Fickell has put together four-straight impactful recruiting classes at Cincinnati. He was named the American Football Coaches Association assistant coach of the year in 2010 and he was named a "top recruiter" in 2012 by both Rivals and ESPN.

The former standout football player, college graduate, NFL player, husband and father is most-noticed as a developer of talent.

His NFL Draft selections include first-round picks A.J. Hawk, Bobby Carpenter, Ryan Shazier and Darron Lee, NFL standout James Laurinaitis, along with Joshua Perry, Anthony Schlegel, Larry Grant, Marcus Freeman, Austin Spitler, Ross Homan and Brian Rolle and most recently UC players James Hudson, Darrick Forrest, James Wiggings, Gerrid Doaks, Cortez Broughton, Korey Cunningham and Josiah Deguara.

No stranger to championship-level football, Fickell was a part

FICKELL'S HEAD COACHING RECORD

YEAR	SCHOOL	OVERALL	CONFERENCE
2011	Ohio State	6-7	3-5 Big Ten [4th]
2017	Cincinnati	4-8	2-6 American East [4th]
2018	Cincinnati	11-2	6-2 American East [3rd]
2019	Cincinnati	11-3	7-1 American East Champs
2020	Cincinnati	9-1	6-0 AAC Champions
2021	Cincinnati	8-0	4-0
TOTALS	SIX SEASONS	49-21 (.700)	28-14 (.667)



of nine Big Ten Conference titles (seven as a coach, two as a player), two national championship squads and 15 postseason games, including two College Football Playoff appearances. From 2005-2016, Fickell-coached defenses at Ohio State ranked among the NCAA FBS Top-40 in yards-per-play allowed, averaging a ranking of No. 17 and earning its highest rank of No. 3 in 2016.

Fickell's coaching career began at Ohio State. After spending a year on the IR list with the New Orleans Saints, he was hired in 1999 as a GA at OSU by his college coach, John Cooper.

Fickell's first full-time coaching position came in 2000 under Lee Owens at Akron, spending two years as defensive line coach. Jim Tressel brought him to Ohio State as special teams coordinator in 2002 and he also worked with the defensive front on the BCA National Championship squad. He was named linebackers coach in 2004, and added co-defensive coordinator duties to his resume in 2005.

In May of 2011 he was asked to take over an Ohio State program staggered by the loss of its head coach, the unexpected departure of a star quarterback and on the cusp of NCAA penalties, and against stacked odds, he led the Buckeyes to a bowl game. Prior to his appointment to serve as head coach, he had been promoted to assistant head coach in March 2011.

He returned to his role as defensive coordinator and LB coach in 2012. Over five seasons, coaching under UC alumnus Urban Meyer, Fickell's defensive units were a big reason OSU went 61-5 and won the 2014 CFP National Championship.

Fickell was one of the founders of the 2nd & 7 Foundation in 1999 with teammates Ryan Miller and Mike Vrabel. The foundation promotes reading by providing free books and positive role models to kids in need while encouraging young athletes of the community to pay it forward.

A native of Columbus, Ohio, Fickell is a graduate of DeSales High School, where he was a three-time, undefeated state wrestling champion. He played for the Buckeyes from 1992-96, redshirting the first year and then starting the next four seasons at nose guard. He started a then school-record 50 consecutive games between 1993 and 1996. He graduated from Ohio State in 1997 with a degree in exercise science. Fickell and his wife Amy have six children: Landon, a freshman offensive lineman at UC, Luca, twin sons Aydon and Ashton, and twin sons Laykon and Lucian.



PERSONAL INFORMATION

Born: August 18, 1973
Hometown: Columbus, Ohio
Wife: Amy
Children: Landon, Luca, Aydon, Ashton, Laykon, Lucian
Education: Ohio State (1997, B.S.)
Year in Coaching: 21st

PLAYING CAREER

YEAR	TEAM
1992-96	Ohio State (Nose Guard)

BOWLS PLAYED IN

YEAR	SCHOOL	BOWL
1993	Ohio State	Holiday
1994	Ohio State	Citrus
1995	Ohio State	Citrus
1996	Ohio State	Rose

COACHING CAREER

YEAR	SCHOOL	POSITION
1999	Ohio State	Graduate Assistant
2000-01	Akron	Defensive Line
2002-03	Ohio State	Special Teams Coordinator
2004	Ohio State	Linebackers
2005-11	Ohio State	Co-Defensive Coord./Linebackers
2011	Ohio State	Head Coach
2012-16	Ohio State	Defensive Coord./Linebackers
2017-	Cincinnati	Head Coach

BOWLS COACHED IN

YEAR	SCHOOL	BOWL
2002	Ohio State	Fiesta
2003	Ohio State	Fiesta
2004	Ohio State	Alamo
2005	Ohio State	Fiesta
2006	Ohio State	BCS National Championship
2007	Ohio State	BCS National Championship
2008	Ohio State	Fiesta
2009	Ohio State	Rose
2010	Ohio State	Sugar
2011	Ohio State	Gator
2013	Ohio State	Orange
2014	Ohio State	CFP: Sugar (Semi)/NCG
2015	Ohio State	Fiesta
2016	Ohio State	CFP: Fiesta (Semi)
2018	Cincinnati	Military
2019	Cincinnati	Birmingham
2020	Cincinnati	Peach

**MIKE DENBROCK****OFFENSIVE COORDINATOR/TIGHT ENDS**

FIFTH SEASON • GRAND VALLEY STATE '87

- Has worked as both an OC and DC and coached every position on the offensive side of the ball in his 30+ years of coaching.
- UC has averaged 30 points per game the last three years.
- QB Desmond Ridder was the 2020 AAC Player of the Year and 2018 AAC Rookie of the Year.
- Former UC players Mike Boone, Korey Cunningham, Josiah Deguara, Gerrid Doaks, James Hudson, Devin Gray, Bruno Labelle and Michael Warren II spent time on NFL rosters.
- Denbrock and his wife Dianne have a son, Chance.

**MIKE TRESSEL****DEFENSIVE COORDINATOR/LINEBACKERS**

FOURTH SEASON • CORNELL COLLEGE '96

- Started his second stint at UC in January 2021 as DC/LB coach. Previously coached at UC from 2004-06 as special teams coordinator/linebackers coach
- Returned to the Clifton Heights campus after spending 14 seasons at Michigan State where he coached 20 All-Big Ten players, eight All-Americans and two major award winners.
- Seven of his former linebackers have gone on to play in the NFL, including former Bearcats Jamar Enzor and Tyjuan Hagler.
- He and his wife Megan have two children: Logan and Quincy.

**GINO GUIDUGLI****PASSING GAME COORDINATOR/QUARTERBACKS**

FIFTH SEASON • CINCINNATI '05

- Former UC QB has been instrumental in the development of QB Desmond Ridder, the 2020 AAC Player of the Year.
- A member of UC's Athletics HOF and a charter member of Nippert Stadium's Ring of Honor, he returned to his alma mater after spending six seasons at Central Michigan.
- Prior to joining the coaching ranks, Guidugli played professionally in the Arena and Canadian Football Leagues.
- He and his wife, Michelle, have two sons, Ryland and Ezra and a daughter, Willow.

**BRIAN MASON****SPECIAL TEAMS COORDINATOR/SNIPERS**

FIFTH SEASON • DENISON '09

- Oversees UC's special-teams unit as well as coaching the sniper position, a hybrid linebacker/safety.
- Former pupils James Smith (punter/Tennessee) and Jarell White (sniper/Calgary) play in the NFL and CFL, respectively.
- Spent 2017 as the Bearcats' director of recruiting, helping sign a pair of highly-rated recruiting classes ranked atop the AAC.
- Coached eight years at Ohio State, Purdue, Kent State and Bluffton before coming to UC.
- Mason and his wife Rachel have a son, Graham.

**MIKE BROWN****WIDE RECEIVERS**

THIRD SEASON • LIBERTY '11

- Coached All-AAC selections Tre Tucker and Michael Young Jr. during UC's conference-championship season in 2020.
- Worked virtually with the Cincinnati Bengals in 2020 and 2021 as part of the Bill Walsh NFL Minority Coaching Fellowship.
- Previous coaching stops at Delaware, Michigan and Liberty.
- Played three seasons for the Jacksonville Jaguars (2012-14), including a 32-catch, 446-yard, two-TD season in 2013.
- Two-time All-America selection at Liberty at WR and QB.
- Brown and his wife, Dymond, have a son, Mike III.

**PERRY ELIANO****CORNERBACKS**

SECOND SEASON • STEPHEN F. AUSTIN '00

- Has spent nearly 20 seasons in the coaching ranks, and enters his second year at UC, mentoring the cornerbacks, including the All-AAC backfield duo of Coby Bryant and Ahmad Gardner.
- Came to UC after a two-year stint as the special teams coordinator and cornerbacks coach at New Mexico.
- Also coached at Bowling Green, Central Arkansas, Sam Houston, UTSA and his alma mater, Stephen F. Austin.
- Killeen, Texas native played S for the Lumberjacks (1996-99).
- He and his wife, Regenia, have two sons, Amari and Evan.

**RON CROOK****OFFENSIVE LINE**

FIFTH SEASON • WEST LIBERTY STATE '91

- Coached an all-conference selection in each of his first four years at UC, including NFL players Korey Cunningham, Dino Boyd and James Hudson.
- Has mentored offensive linemen from coast-to-coast, with stops at West Virginia, Stanford, Harvard, Illinois, West Liberty State, Glenville State, Clarion and West Virginia Tech.
- Was as a GA working with the OL at UC in 1993.
- Crook and his wife, Stacy, have three children — Andrew, Cian and Kenley.

**COLIN HITSCHLER****SAFETIES**


FOURTH SEASON • PENN '10

- In his fourth year on staff and second coaching the safeties.
- Was a senior defensive analyst (2019) and quality control coach (2018). Came to UC after stints at South Alabama, Arkansas State, Widener (Pa.) and Salve Regina (R.I.).
- Worked as a player personnel assistant for Kansas City in 2010 and as a training camp assistant for Philadelphia in 2009.
- Wrestled at Pennsylvania for four years before earning his degree in 2010.
- He and his wife Rebecca have a daughter, Catherine.

**DARREN PAIGE****RUNNING BACKS**

FIRST SEASON • FINDLAY '08

- Came to UC in 2021 after two years at Eastern Michigan.
- Coached wideouts for almost a decade with stops at Stony Brook, Holy Cross, Midwestern State, Kent State and Gannon.
- Spent the summer of 2017 with the NFL's Tennessee Titans as part of the Bill Walsh Minority Fellowship Program.
- Played professionally for the Peoria Pirates and collegiately at Miami (OH) and Findlay.
- The native of Rossford, Ohio, and his wife, Amanda, have a son, Brandon (Zek), and a daughter, Aniyah.

**GREG SCRUGGS****DEFENSIVE LINE**

THIRD SEASON • LOUISVILLE '11

- Cincinnati native joined the UC staff in 2018 and moved to the full-time coaching staff in 2020
- Former standout player at St. Xavier HS, the University of Louisville and a two-time Super Bowl Champion.
- Spent 2018 and 2019 as the Bearcats' director of player development and NFL liaison.
- Serves on the international board of directors and as a national spokesperson for Boys Hope Girls Hope.
- Scruggs has a son, Koven.

**BRADY COLLINS**

DIRECTOR / FOOTBALL SPORTS PERFORMANCE
FIFTH SEASON • OTTERBEIN '09

- Creates, implements and oversees a modern and comprehensive sports performance program which allows student-athletes maximize their athletic potential with the latest techniques.
- Came to UC after spending the two seasons at Ohio State as a strength coach with the football team.
- Previously worked at Mississippi State, Kentucky and for the Cincinnati Bengals.
- Collins and his wife, Allie, are the parents of a daughter, Kaylee and a son, Crew.

**GREG GILLUM**

CHIEF OF STAFF

SECOND SEASON • OHIO STATE '83

- Oversees the day-to-day operations of the coaching staff and manage the football budget.
- Coordinates the execution of strategic initiatives and serves as a liaison between the football program and athletics. Manages the recruiting office along with the oversight of player development, academics and community service.
- Spent 10 years at Ohio State and coached at Akron and Ashland.
- Gillum and his wife Jody have two sons, Tyler and Tanner, and a daughter, Myriah.



JASON ACHAUER
EQUIPMENT




LAUREN BAKER
SPORTS MEDICINE



ARMON BINNS
QUALITY CONTROL



MICHAEL BREWSTER
QUALITY CONTROL



CAM CLEMENSTON
GRADUATE ASSISTANT



DANNY FOLINO
SPORTS PERFORMANCE



PARRISH GAINES
GRADUATE ASSISTANT



MICHELE GALVIN
SPORTS MEDICINE



ZACH HIGGINS
SPORTS PERFORMANCE



AARON HIMMLER
SPORTS MEDICINE



DALVIN JONES
EQUIPMENT



PAT LAMBERT
RECRUITING




NATE LETTON
GRADUATE ASSISTANT



MITCH MAROTTI
OPERATIONS



SHERRY MURRAY
ADMINISTRATION



ADAM NIEMEYER
VIDEO



JEREMIAH ORTIZ
SPORTS PERFORMANCE




JIMMY RODENBERG
SPORTS PERFORMANCE



AUSTIN SCHAFFER
RECRUITING



KELSEY SHARKEY
NEW MEDIA



NICK SHARP
ANALYST



JAKE SOPKO
GRADUATE ASSISTANT



MAX STIENECKER
RECRUITING



JOHN WIDECAN
OPERATIONS

FIELD GOALS (MADE) MISSED

FG SEQUENCE	CINCINNATI	OPPONENTS
Miami (OH)	-	-
Murray State	37	33
Indiana	[32], 50	[49]
Notre Dame	[23], 30, 37	--
Temple	[30], 44	[55]
UCF	-	-
Navy	[32], [52]	[27], [33], 51
Tulane	[27]	[41]

TURNOVERS

Takeaways..... 19 [14 Interceptions, 5 Fumbles]
Turnovers..... 9 [5 Interceptions, 4 Fumbles]

Points Off Turnovers

Cincinnati.....56
Opponents.....31

Points Off Turnovers/Game

Cincinnati.....8.0
Opponents.....3.8

GAME	GIVEAWAYS			TAKEAWAYS			+/-
	FUM	INT	TOT	FUM	INT	TOT	
Miami (OH)	0	2	2	0	0	0	-2
Murray State	1	0	1	1	3	4	+3
Indiana	1	1	2	1	3	4	+2
Notre Dame	2	0	2	1	2	3	+1
Temple	0	0	0	2	1	3	+3
UCF	1	0	1	0	2	2	+1
Navy	0	1	1	0	1	1	--
Tulane	0	1	1	2	2	4	+3

OPENING DRIVES – OFFENSE

GAME	1ST	2ND
Miami (OH)	Touchdown	Punt
Murray State	Punt	Touchdown
Indiana	Punt	Missed FG
Notre Dame	Punt	Missed FG
Temple	Field Goal	Touchdown
UCF	Touchdown	Punt
Navy	Punt	Touchdown
Tulane	Touchdown	Punt

OPENING DRIVES – DEFENSE

GAME	1ST	2ND
Miami (OH)	Punt	Punt
Murray State	Interception	Punt
Indiana	Punt	Punt
Notre Dame	Interception	Downs
Temple	Punt	Punt
UCF	Punt	Punt
Navy	Punt	Downs
Tulane	Punt	Punt

UC ON COIN FLIPS

GAME	RESULT	SCORE
Miami (OH)	L (Receive)	W, 49-14
Murray State	W (Defer)	W, 42-7
Indiana	L (Receive)	W, 38-24
Notre Dame	W (Defer)	W, 24-13
Temple	W (Defer)	W, 52-3
UCF	W (Defer)	W, 56-21
Navy	W (Receive)	W, 27-20
Tulane	W (Defer)	W, 31-12

MILESTONE VICTORIES

NO.	DATE	SCORE	OPPONENT	PLACE
1	11/14/85	26-6	Mt. Auburn	Cincinnati
50	10/18/02	6-0	Indianapolis	Cincinnati
100	11/02/18	6-0	Fort Thomas	Cincinnati
150	10/29/32	25-6	Wittenberg	Cincinnati
200	09/22/45	30-0	Denison	Cincinnati
250	10/11/52	20-13	Xavier	Cincinnati
300	11/25/61	19-13	Detroit	Cincinnati
350	11/27/71	19-16	Louisville	Louisville, Ky.
400	10/09/82	34-14	Long Beach	Cincinnati
450	10/28/95	55-19	N. Illinois	DeKalb, Ill.
500	10/30/04	21-10	TCU	Cincinnati
550	10/09/10	45-3	Miami (OH)	Cincinnati
600	10/24/16	27-20	Miami (OH)	Cincinnati

Currently 645 wins

2021 AWARDS & HONORS

AMERICAN ATHLETIC CONFERENCE PLAYER OF THE WEEK

Sept. 4	Desmond Ridder	Honor Roll
Sept. 18	Deshawn Pace	Defensive POTW
Sept. 18	Tre Tucker	Honor Roll
Oct. 2	Desmond Ridder	Offensive POTW
Oct. 2	Ahmad Gardner	Honor Roll
Oct. 8	Jerome Ford	Offensive POTW
Oct. 8	Coby Bryant	Honor Roll
Oct. 16	Jerome Ford	Offensive POTW
Oct. 16	Coby Bryant	Honor Roll
Nov. 1	Desmond Ridder	Honor Roll

CHEEZ-IT BOWL NATIONAL TEAM OF THE WEEK

Oct. 2 Cincinnati

DAVEY O'BRIEN AWARD GREAT 8 LIST

Sept. 4 Desmond Ridder
Oct. 2 Desmond Ridder

DAVEY O'BRIEN AWARD NATIONAL QB OF THE WEEK

Oct. 2 Desmond Ridder

MANNING AWARD STAR OF THE WEEK

Sept. 4 Desmond Ridder
Oct. 2 Desmond Ridder

LOTT TROPHY IMPACT PLAYER OF THE WEEK

Oct. 2 Coby Bryant

ORANGE BOWL PLAYER OF THE WEEK

Oct. 20 Jerome Ford

ODOD TROPHY MIDSEASON WATCH LIST

Oct. 21 Luke Fickell

JIM THORPE AWARD SEMIFINALISTS

Oct. 25 Coby Bryant, Ahmad Gardner

DAVEY O'BRIEN AWARD MIDSEASON WATCH LIST

Oct. 26 Desmond Ridder

DICK BUTKUS AWARD SEMIFINALIST

Nov. 1 Darrian Beavers

MAXWELL AWARD SEMIFINALIST

Nov. 1 Desmond Ridder

TEAM WEEKLY AWARDS

Miami (OH)	Ridder (offense), Vann (defense), Wright (ST)
Murray State	Ford (offense), Dublank (defense), Scott (ST)
Indiana	Pierce (offense), Beavers (defense), Tucker (ST)
Notre Dame	Taylor (offense), Gardner (defense), Huber (ST)
Temple	Ford (offense), Bryant (defense), Hicks (ST)
UCF	Ford (offense), Bryant/Brooks (defense), Whyte (ST)
Navy	Whyte (offense), Brooks (defense)
Tulane	Whyte (offense), Sanders (defense), Threats (ST)

ADAMS, Will
TACKLES: 1, East Carolina, 11/13/20 [1-0], UCF, 10/16/21 [1-0]
FUMBLES RECOVERED: 1, East Carolina, 11/13/20
BALES, Alex
TACKLES: 1, Navy, 10/23/21 [1-0]
FIELD GOAL ATTEMPTS: 1, Navy, 10/23/21
FIELD GOALS MADE: 1, Navy, 10/23/21
LONG FIELD GOAL: 52 yards, Navy, 10/23/21
BACEVICH, Blake
TACKLES: 2, Alabama A&M, 09/15/18 [1-1]; Memphis, 10/31/20 [1-1]
BAKER, DeMarco
TACKLES: 1, at Marshall, 09/28/19 [0-1]
BEAVERS, D.
ALL-PURPOSE YARDS: 8, USF, 10/03/20
INTERCEPTIONS: 1, USF, 10/03/20; Tulsa, 12/19/20
LONG INTERCEPTION RETURN: 8, USF, 10/03/20
TACKLES: 14, Navy, 10/23/21 [3-11]
SACKS: 1.5, at UCF, 11/21/20 [1-1]
TACKLES FOR LOSS: 4.0, at UCF, 11/21/20 [3-1]
PASS BREAKUPS: 1, Memphis, 10/31/20; Tulsa, 12/19/20
BRIGGS, Jowon
TACKLES: 4, Miami, 09/04/21 [0-6]
TACKLES FOR LOSS: 1.0, Tulane, 10/30/21
SACKS: 1.0, Tulane, 10/30/21
BROOKS, Curtis
TACKLES: 10, Navy, 10/23/21 [7-3]
SACKS: 2.0, UConn, 11/09/19 [2-0]
TFLS: 3.0, Navy, 10/23/21 [3-14]
FUMBLES FORCED: 1, at SMU, 10/24/20
FUMBLES RECOVERED: 1 [t-6th], UCLA, 08/29/19
PASS BREAKUPS: 1, at Houston, 10/12/19 ; Tulsa, 10/19/19
BROWN, Marcus
TACKLES: 6, Navy, 10/23/21 [4-2]
SACKS: 2.0, Tulsa, 10/19/19 [2-0]
TFLS: 2.0, at Houston, 10/12/19 [2-0]; Tulsa, 10/19/19 [2-0]; at SMU, 10/24/20 [2-0]
FUMBLES FORCED: 1 [t-9th], Tulsa, 10/19/19
FUMBLES RECOVERED: 1 [t-6th], Tulsa, 10/19/19
PASS BREAKUPS: 2, at ECU, 11/18/17
BRYANT, Coby
POINTS SCORED: 2, Temple, 11/23/19
INTERCEPTIONS: 2, USF, 10/03/20 ; at Temple, 10/20/18
LONG INTERCEPTON RETURN: 74, UCF, 10/16/21
TACKLES: 8, at East Carolina, 11/02/19 [7-1]; vs Virginia Tech, 12/31/18 [7-1]
TFLS: 1.0, USF, 10/03/20 [1-0]; at USF, 11/16/19 [1-0]; at Memphis, 12/07/19 [1-0]
FUMBLES FORCED: 1, Tulane, 10/06/18; Tulsa, 12/19/20; Miami (OH), 09/04/21
PASS BREAKUPS: 3, at Temple, 10/20/18; at East Carolina, 11/02/19, at Notre Dame, 10/02/21
BUSH, Arquon
POINTS SCORED: 6, ECU, 11/23/18
TOUCHDOWNS: 1, ECU, 11/23/18
ALL-PURPOSE YARDS: 36, ECU, 11/23/18
INTERCEPTIONS: 2, ECU, 11/23/18
LONG INTERCEPTION RETURN: 36, ECU, 11/23/18
TACKLES: 6, Tulsa, 10/19/19 [3-3]
SACKS: 1, Miami (OH), 09/04/21 [1-0]

TFLS: 1.5, Army, 09/26/20 [1-0]
FUMBLES FORCED: 1, Tulsa, 10/19/19
FUMBLES RECOVERED: 1, ECU, 11/23/18
PASS BREAKUPS: 2, 4 times, last at Indiana, 09/18/21
COOK, Bryan
TACKLES: 9, Houston, 11/07/20 [6-3]
TFLS: 1.5, UCF, 10/16/21
INTERCEPTIONS: 1, at Indiana, 09/18/21
PASS BREAKUPS: 1, 4 times
DAVIS, Noah
RECEPTIONS: 1, Murray State, 09/11/21
RECEIVING YARDS: 2, Murray State, 09/11/21
LONG RECEPTION: 2, Murray State, 09/11/21
RECEIVING TDS: 1, Murray State, 09/11/21
DINGLE, Jacob
TACKLES: 4, East Carolina, 11/13/20 [2-2], Miami (OH), 09/04/21 [3-1]
DUBLANKO, Joel
RUSH ATTEMPTS: 1, East Carolina, 11/13/20
RUSH YARDS: 29, East Carolina, 11/13/20 [1 carries]
LONG RUSH: 29, East Carolina, 11/13/20
ALL-PURPOSE YARDS: 29, East Carolina, 11/13/20
KICK RETURNS: 1, at Temple, 10/20/18 ; USF, 11/10/18
KICK RETURN YARDS: 17, USF, 11/10/18 [1 returns]
LONG KICK RETURN: 17, USF, 11/10/18
TACKLES: 15, Navy, 10/23/21
SACKS: 1.0, Temple, 10/08/21
TFLS: 2.0, Army, 09/26/20 [2-0], Murray State, 09/11/21 [2-4], Navy, 10/23/21 [2-3]
FUMBLES FORCED: 1 [t-9th], at Houston, 10/12/19
FUMBLES RECOVERED: 1 [t-6th], Army, 09/26/20
FISCHER, Wyatt
RECEPTIONS: 1, vs Boston College, 01/02/20
RECEIVING YARDS: 7, vs Boston College, 01/02/20 [1 receptions]
LONG RECEPTION: 7, vs Boston College, 01/02/20
ALL-PURPOSE YARDS: 7, vs Boston College, 01/02/20
PUNT RETURNS: 1, Tulsa, 10/19/19
PUNT RETURN YARDS: -10, Tulsa, 10/19/19 [1 returns]
TACKLES: 1, UConn, 11/09/19 [1-0]
FLETCHER, Mason
PUNT ATTEMPTS: 5, at Indiana, 09/18/21
PUNT YARDS: 211, at Indiana, 09/18/21
LONGEST PUNT: 51, at Indiana, 09/18/21
FORD, Jerome
POINTS SCORED: 24, UCF, 10/16/21
TOUCHDOWNS: 4, UCF, 10/16/21
RUSH ATTEMPTS: 20, two times
RUSH YARDS: 189, UCF, 10/16/21 [20 carries]
RUSH TDS: 3, Murray State, 09/11/21
LONG RUSH: 79, two times, Georgia, 1/1/21, UCF, 10/16/21
RECEPTIONS: 4, Tulsa, 12/19/20
RECEIVING YARDS: 24, Tulsa, 12/19/20 [4 receptions]
LONG RECEPTION: 26, Tulane, 10/30/21
TOTAL OFFENSE ATTEMPTS: 21, at Indiana, 09/18/21
TOTAL OFFENSE YARDS: 212, UCF, 10/16/21 [189 rush, 23 catch]
TACKLES: 1, Tulane, 10/30/21

SINGLE-GAME HIGHS

GARDNER, Ahmad

POINTS SCORED: 6, UCF, 10/04/19 ; at East Carolina, 11/02/19
TOUCHDOWNS: 1, UCF, 10/04/19 ; at East Carolina, 11/02/19
ALL-PURPOSE YARDS: 62, at East Carolina, 11/02/19
INTERCEPTIONS: 1, 7 times
LONG INTERCEPTION RETURN: 62, at East Carolina, 11/02/19
TACKLES: 8, Austin Peay, 09/19/20 (3-5)
SACKS: .5, Houston, 11/07/20 (0-1)
TFLS: .5, Houston, 11/07/20 (0-1)
PASS BREAKUPS: 2, 4 times

HARRIS, Justin

TACKLES: 3, Austin Peay, 09/19/20 (1-2)
TFLS: 1.0, at SMU, 10/24/20 (1-0)
PASS BREAKUPS: 1, UCF, 10/04/19

HICKS, JaVon

ALL-PURPOSE YARDS: 70, at Memphis, 12/07/19
INTERCEPTIONS: 2, at Houston, 10/12/19
LONG INTERCEPTION RETURN: 70 [8th], at Memphis, 12/07/19
TACKLES: 9, at USF, 11/16/19 (8-1), Navy, 10/23/21 (4-5)
TFLS: .5, Temple, 11/23/19 (0-0), Navy, 10/23/21 (0.5-1)
FUMBLES FORCED: 1, at Ohio State, 09/07/19 ; at USF, 11/16/19
FUMBLES RECOVERED: 1, 4 times
PASS BREAKUPS: 1, USF, 10/03/20 ; Tulsa, 10/19/19

HIGHTOWER, Devin

TACKLES: 2, UCF, 10/16/21 (1-1)

HUBER, Wilson

POINTS SCORED: 6, Alabama A&M, 09/15/18
TOUCHDOWNS: 1, Alabama A&M, 09/15/18
RUSH ATTEMPTS: 1, at Memphis, 11/29/19
RUSH YARDS: 13, at Memphis, 11/29/19 (1 carries)
RUSH TDS: 1, Alabama A&M, 09/15/18
LONG RUSH: 13, at Memphis, 11/29/19
RECEPTIONS: 1, at UCLA, 09/01/18 ; Ohio, 09/22/18
RECEIVING YARDS: 16, at UCLA, 09/01/18 (1 receptions)
LONG RECEPTION: 16, at UCLA, 09/01/18
TOTAL OFFENSE ATTEMPTS: 1, at Memphis, 11/29/19 (1 rush,0 pass)
TOTAL OFFENSE YARDS: 13, at Memphis, 11/29/19 (13 rush,0 pass)
ALL-PURPOSE YARDS: 16, at UCLA, 09/01/18
TACKLES: 2, Miami (OH), 09/14/19 (0-2); Austin Peay, 09/19/20 (2-0), Murray State, 09/11/21 (1-1), Temple, 10/08/21 (1-1), UCF, 10/16/21 (2-0)
TFLS: 1.0, Austin Peay, 09/19/20 (1-0), 1.0, Temple, 10/08/21
SACKS: 1.0, Temple, 10/08/21
PASS BREAKUPS: 1, vs Boston College, 01/02/20, Murray State, 09/11/21
BLOCKED KICKS: 1, at USF, 11/16/19 ; at Memphis, 12/07/19

INGLE, Brody

TACKLES: 5, Austin Peay, 09/19/20 (0-5); USF, 10/03/20 (3-2)

JACKSON, Rob

TACKLES: 1, Temple, 10/08/21 (1-0)

JONES, Daved

TACKLES: 2, Austin Peay, 09/19/20 (1-1); USF, 10/03/20 (0-2), Murray State, 09/11/21 (1-1)
TFLS: 1, Murray State, 09/11/21
PASS BREAKUPS: 1, Austin Peay, 09/19/20

JONES, Cam

RECEPTIONS: 1, East Carolina, 11/13/20
RECEIVING YARDS: 11, East Carolina, 11/13/20 (1 reception)
LONG RECEPTION: 11, East Carolina, 11/13/20
ALL-PURPOSE YARDS: 11, East Carolina, 11/13/20

JONES, Jordan

RECEPTIONS: 5, vs. Eastern Illinois, 9/1/18
RECEIVING YARDS: 132, vs. Eastern Illinois, 9/1/18
RECEIVING TDS: 1, [4x] last vs. Eastern Illinois, 9/1/18
LONG RECEPTION: 65, vs. Missouri, 11/24/17
RUSHES: 2, vs. Texas A&M, 9/23/17
RUSHING YARDS: 50, vs. Texas A&M, 9/23/17
LONG RUSH: 30, vs. Texas A&M, 9/23/17

KEYS, Michael

TACKLES: 1, Navy, 10/23/21 (1-0)

KOPAYGORODSKY, Michael

POINTS SCORED: 6, at Marshall, 09/28/19
TOUCHDOWNS: 1, at Marshall, 09/28/19
RUSH ATTEMPTS: 5, Alabama A&M, 09/15/18 ; at Marshall, 09/28/19
RUSH YARDS: 26, Alabama A&M, 09/15/18 (5 carries)
RUSH TDS: 1, at Marshall, 09/28/19
LONG RUSH: 14, Alabama A&M, 09/15/18
TOTAL OFFENSE ATTEMPTS: 5, Alabama A&M, 09/15/18 (5 rush,0 pass); at Marshall, 09/28/19 (5 rush,0 pass)
TOTAL OFFENSE YARDS: 26, Alabama A&M, 09/15/18 (26 rush,0 pass)
ALL-PURPOSE YARDS: 26, Alabama A&M, 09/15/18
KICK RETURNS: 1, Tulsa, 10/19/19
KICK RETURN YARDS: 13, Tulsa, 10/19/19 (1 returns)
LONG KICK RETURN: 13, Tulsa, 10/19/19
TACKLES: 2, Temple, 11/23/19 (1-1)

LOWERY, Christian

FIELD GOALS MADE: 1, Tulane, 10/30/21
LONG FIELD GOAL: 27, Tulane, 10/30/21
PAT'S MADE: 3, Tulane, 10/30/21

MCCLELLAND, Charles.

POINTS SCORED: 6, 5 times
TOUCHDOWNS: 1, 5 times
RUSH ATTEMPTS: 16, Alabama A&M, 09/15/18
RUSH YARDS: 121, Alabama A&M, 09/15/18 (16 carries)
RUSH TDS: 1, 4 times
LONG RUSH: 55, ECU, 11/23/18
RECEPTIONS: 2, at SMU, 10/27/18 ; ECU, 11/23/18 ; vs Virginia Tech, 12/31/18
RECEIVING YARDS: 47, vs Virginia Tech, 12/31/18 (2 receptions)
RECEIVING TDS: 1, vs Virginia Tech, 12/31/18
LONG RECEPTION: 38, vs Virginia Tech, 12/31/18
TOTAL OFFENSE ATTEMPTS: 16, Alabama A&M, 09/15/18 (16 rush,0 pass)
TOTAL OFFENSE YARDS: 121, Alabama A&M, 09/15/18 (121 rush,0 pass)
ALL-PURPOSE YARDS: 144, ECU, 11/23/18
KICK RETURNS: 4, at UCF, 11/17/18
KICK RETURN YARDS: 70, at UCF, 11/17/18 (4 returns)
LONG KICK RETURN: 24, at UCF, 11/17/18
TACKLES: 1, Austin Peay, 09/19/20 (1-0); Army, 09/26/20 (1-0)

METZ, Lorenz

BLOCKED KICKS: 1, Temple, 11/23/19

MEYER, Nate

TACKLES: 1, Tulane, 10/30/21

MONTGOMERY, Ryan

POINTS SCORED: 6, vs Boston College, 01/02/20 ; UConn, 11/09/19
TOUCHDOWNS: 1, vs Boston College, 01/02/20 ; UConn, 11/09/19
RUSH ATTEMPTS: 7, vs Boston College, 01/02/20
RUSH YARDS: 47, vs Boston College, 01/02/20 (7 carries)
RUSH TDS: 1, vs Boston College, 01/02/20 ; UConn, 11/09/19
LONG RUSH: 26, Miami (OH), 09/14/19
RECEPTIONS: 1, Memphis, 10/31/20; Houston, 11/07/20, Miami (OH), 09/04/21
RECEIVING YARDS: 10, Memphis, 10/31/20 (1 receptions)
LONG RECEPTION: 10, Memphis, 10/31/20
TOTAL OFFENSE ATTEMPTS: 7, vs Boston College, 01/02/20 (7 rush,0 pass)
TOTAL OFFENSE YARDS: 47, vs Boston College, 01/02/20 (47 rush,0 pass)
ALL-PURPOSE YARDS: 118, UCF, 10/16/21
PUNT RETURNS: 5, Miami (OH), 09/14/19 ; UConn, 11/09/19
PUNT RETURN YARDS: 57, Miami (OH), 09/14/19 (5 returns)
LONG PUNT RETURN: 27, at Indiana, 09/18/21
KICK RETURNS: 2, East Carolina, 11/13/20
KICK RETURN YARDS: 41, East Carolina, 11/13/20 (2 returns)
LONG KICK RETURN: 32, Tulsa, 12/19/20

PACE, Deshawn

TACKLES: 10, at Indiana, 09/18/21 (9-1)
TFLS: 2, Navy, 10/23/21
FUMBLES FORCED: 1, East Carolina, 11/13/20
FUMBLES RECOVERED: 1, Murray State, 09/11/21
INTERCEPTIONS: 1, at Indiana, 09/18/21
INT RETURN YARDS: 39, at Indiana, 09/18/21

PHILLIPS, Eric

TACKLES: 3, East Carolina, 11/13/20 (0-3), Navy, 10/23/21 (2-1)

PIERCE, Alec

POINTS SCORED: 6, 4 times
TOUCHDOWNS: 1, 4 times
RECEPTIONS: 6, at Marshall, 09/28/19
RECEIVING YARDS: 146, Tulsa, 12/19/20 (5 receptions)
RECEIVING TDS: 1, 4 times
LONG RECEPTION: 52, UCLA, 08/29/19
ALL-PURPOSE YARDS: 146, Tulsa, 12/19/20
TACKLES: 2, Navy, 11/03/18 (1-1)

PRATER, Evan

RUSH ATTEMPTS: 4, Miami (OH), 09/04/21
RUSH YARDS: 38, Miami (OH), 09/04/21
RUSHING TOUCHDOWNS: 1, UCF, 10/16/21
LONG RUSH: 16, Miami (OH), 09/04/21
TOTAL OFFENSE ATTEMPTS: 6, Murray State, 09/11/21 (3 rush, 3 pass)
TOTAL OFFENSE YARDS: 38, Miami (OH), 09/04/21 (4 rush, 1 pass)
ALL-PURPOSE YARDS: 38, Miami (OH), 09/04/21

RIDDER, Desmond

POINTS SCORED: 18, three times
TOUCHDOWNS: 3, three times
RUSH ATTEMPTS: 21, vs Boston College, 01/02/20
RUSH YARDS: 179, at SMU, 10/24/20 (8 carries)
RUSH TDS: 3, three times
LONG RUSH: 91, at SMU, 10/24/20
PASS ATTEMPTS: 50 [t-10th], at SMU, 10/27/18
PASS COMPLETIONS: 33 [1st], at SMU, 10/27/18
PASS YARDS: 352, at SMU, 10/27/18
PASS TDS: 4, at Marshall, 09/28/19 ; ECU, 11/23/18
HAD INTERCEPTED: 3, USF, 10/03/20
LONG PASS: 81, Miami (OH), 09/04/21
TOTAL OFFENSE ATTEMPTS: 67, at SMU, 10/27/18 (17 rush,50 pass)
TOTAL OFFENSE YARDS: 402, East Carolina, 11/13/20 (75 rush,327 pass)

ALL-PURPOSE YARDS: 179, at SMU, 10/24/20
TACKLES: 1, at SMU, 10/24/20 (1-0), Tulane, 10/30/21

SANDERS, Myjai

TACKLES: 7, Navy, 10/23/21 (5-2)
SACKS: 2.0, Tulsa, 12/19/20 (2-0)
TFLS: 2.5, Memphis, 10/31/20 (2-1)
FUMBLES FORCED: 1, Tulsa, 10/19/19
FUMBLES RECOVERED: 1, Miami (OH), 09/14/19, Tulane, 10/30/21
PASS BREAKUPS: 2, Houston, 11/07/20

SCOTT, Tyler

RUSH ATTEMPTS: 1, Austin Peay, 09/19/20
RUSH YARDS: 20, Austin Peay, 09/19/20 (1 carries)
LONG RUSH: 20, Austin Peay, 09/19/20
RECEPTIONS: 4, Murray State, 09/11/21
RECEIVING YARDS: 81, Miami (OH), 09/04/21 (1 reception)
RECEIVING TDS: 1, Miami (OH), 09/04/21, Murray State, 09/11/21
LONG RECEPTION: 81, Miami (OH), 09/04/21
TOTAL OFFENSE ATTEMPTS: 1, Miami (OH), 09/04/21 (1 pass, 0 rush)
TOTAL OFFENSE YARDS: 81, Miami (OH), 09/04/21
ALL-PURPOSE YARDS: 81, Miami (OH), 09/04/21

SHEPPARD, J.

TACKLES: 4, Austin Peay, 09/19/20 (4-0)
TFLS: 1.0, Austin Peay, 09/19/20 (1-0)

SHEPPARD, Lewis

TACKLES: 2, Temple, 10/08/21 (2-0)

SMITH, Cole

POINTS SCORED: 12, at UCF, 11/21/20
KICK PATS: 9, Alabama A&M, 09/15/18
POINTS BY KICKING: 12, at UCF, 11/21/20
FIELD GOALS MADE: 3, at UCF, 11/21/20
FIELD GOAL ATTEMPTS: 4, at Temple, 10/20/18
LONGEST FIELD GOAL: 50, Tulsa, 10/19/19
TACKLES: 2, vs Boston College, 01/02/20 (1-1); East Carolina, 11/13/20 (2-0)

TAYLOR, Jabari

TACKLES: 5, UConn, 11/09/19 (1-4)
SACKS: 1.0, vs Boston College, 01/02/20 (1-0); Memphis, 10/31/20 (1-0)
TFLS: 2.0, Memphis, 10/31/20 (2-0)
PASS BREAKUPS: 1, Memphis, 10/31/20

TAYLOR, Leonard

POINTS SCORED: 6, at UCF, 11/21/20; at Memphis, 11/29/19, Miami (OH), 09/04/21
TOUCHDOWNS: 1, at UCF, 11/21/20; at Memphis, 11/29/19, Miami (OH), 09/04/21
RECEPTIONS: 6, at UCF, 11/21/20
RECEIVING YARDS: 76, at UCF, 11/21/20 (6 receptions)
RECEIVING TDS: 1, at UCF, 11/21/20; at Memphis, 11/29/19, Miami (OH), 09/04/21
LONG RECEPTION: 25, Memphis, 10/31/20
ALL-PURPOSE YARDS: 76, at UCF, 11/21/20
KICK RETURNS: 1, Alabama A&M, 09/15/18; at East Carolina, 11/02/19
KICK RETURN YARDS: 13, at East Carolina, 11/02/19 (1 returns)
LONG KICK RETURN: 13, at East Carolina, 11/02/19
TACKLES: 1, Army, 09/26/20 (0-1); USF, 10/03/20 (1-0)

THOMAS, Jaheim

TACKLES: 7, UCF, 10/16/21
TACKLES FOR LOSS: 0.5, Tulane, 10/30/21
SACKS: 0.5, Tulane, 10/30/21

SINGLE-GAME HIGHS

THOMPSON, Jadon

RECEPTIONS: 4, Miami (OH), 09/04/21**RECEIVING YARDS:** 79, Miami (OH), 09/04/21**LONG RECEPTION:** 47, Miami (OH), 09/04/21**ALL-PURPOSE YARDS:** 79, Miami (OH), 09/04/21**TACKLES:** 1, Memphis, 10/31/20 (1-0)

THREATS, Byron

TACKLES: 1, UCF, 10/16/21, Tulane, 10/30/21

TUCKER, Tre

POINTS SCORED: 6, 4 times**TOUCHDOWNS:** 1, 5 times**RUSH ATTEMPTS:** 2, Miami (OH), 09/14/19 ; at Memphis, 12/07/19**RUSH YARDS:** 32, vs Boston College, 01/02/20 (1 carries)**LONG RUSH:** 32, vs Boston College, 01/02/20**RECEPTIONS:** 4, East Carolina, 11/13/20**RECEIVING YARDS:** 69, East Carolina, 11/13/20 (4 receptions)**RECEIVING TDS:** 1, Austin Peay, 09/19/20; Memphis, 10/31/20; East Carolina, 11/13/20**LONG RECEPTION:** 56, at Marshall, 09/28/19**TOTAL OFFENSE ATTEMPTS:** 2, twice**TOTAL OFFENSE YARDS:** 32, vs Boston College, 01/02/20 (32 rush, 0 pass)**ALL-PURPOSE YARDS:** 121, Tulsa, 12/19/20**PUNT RETURNS:** 1, at Houston, 10/12/19**PUNT RETURN YARDS:** 2, at Houston, 10/12/19 (1 returns)**LONG PUNT RETURN:** 2, at Houston, 10/12/19**KICK RETURNS:** 4, at USF, 11/16/19; Tulsa, 12/19/20**KICK RETURN YARDS:** 117, at Indiana, 09/18/21 (2 returns)**LONG KICK RETURN:** 99, at Indiana, 09/18/21**TACKLES:** 1, 11 times

VAN FOSSEN, Ty

TACKLES: 8, Houston, 11/07/20 (6-2); UConn, 11/09/19 (4-4), Navy, 10/23/21 (4-4)**SACKS:** 1.0, USF, 10/03/20 (1-0); East Carolina, 11/13/20 (1-0)**TFLS:** 3.0, Houston, 11/07/20 (3-0)**FUMBLES RECOVERED:** 1, Memphis, 10/31/20**PASS BREAKUPS:** 1, UConn, 11/09/19; vs Virginia Tech, 12/31/18, at Indiana, 09/18/21

VANN, Malik

TACKLES: 6, Miami (OH), 09/04/21 (4-2), Tulane, 10/30/21**SACKS:** 2.0, Miami (OH), 09/14/19 (2-0)**TFLS:** 2.0, Miami (OH), 09/14/19 (2-0)**PASS BREAKUPS:** 1, at Houston, 10/12/19, Miami (OH), 09/04/21, Tulane 10/30/21**FORCED FUMBLE:** 1, Tulane, 10/30/21

WARD, Taj

TACKLES: 4, Miami (OH), 09/14/19 (2-2)

WHYLE, Josh

POINTS SCORED: 6, 7 times**TOUCHDOWNS:** 2, Navy, 10/23/21, Tulane, 10/30/21**RECEPTIONS:** 5, Houston, 11/07/20; at UCF, 11/21/20**RECEIVING YARDS:** 81, at UCF, 11/21/20 (5 receptions)**RECEIVING TDS:** 2, Tulane, 10/30/21, Navy, 10/23/21**LONG RECEPTION:** 32, UConn, 11/09/19**ALL-PURPOSE YARDS:** 81, at UCF, 11/21/20**TACKLES:** 1, Army, 09/26/20 (1-0); Tulsa, 12/19/20 (1-0)

WOOTLY, Justin

TACKLES: 1, UCF, 10/16/21

WRIGHT, Ethan

RUSH ATTEMPTS: 5, Temple, 10/08/21**RUSH YARDS:** 76, Temple, 10/08/21**TOUCHDOWNS:** 1, UCF, 10/16/21**LONG RUSH:** 58, Temple, 10/08/21**RECEPTIONS:** 2, East Carolina, 11/13/20**RECEIVING YARDS:** 21, East Carolina, 11/13/20 (2 receptions)**LONG RECEPTION:** 13, East Carolina, 11/13/20**ALL-PURPOSE YARDS:** 76, Temple, 10/08/21**TACKLES:** 1, Memphis, 10/31/20 (1-0), UCF 10/16/21 (1-0), Tulane, 10/30/21

YOUNG, Michael

POINTS SCORED: 6, five times**TOUCHDOWNS:** 1, six times**RUSH ATTEMPTS:** 1, four times**RUSH YARDS:** 6, Miami (OH), 09/30/17 (1 carry)**LONG RUSH:** 6, Miami (OH), 09/30/17**RECEPTIONS:** 5, Army, 09/26/20, Memphis, 10/31/20**RECEIVING YARDS:** 66, at Wake Forest, 09/22/18 (1 reception)**RECEIVING TDS:** 1, five times**LONG RECEPTION:** 66, at Wake Forest, 09/22/18**ALL-PURPOSE YARDS:** 112, at Northwestern, 11/03/18**KICK RETURNS:** 3, at Northwestern, 11/03/18**KICK RETURN YARDS:** 66, Vanderbilt, 09/15/18 (2 returns)**LONG KICK RETURN:** 48, Vanderbilt, 09/15/18**TACKLES:** 1, Navy, 10/23/21 (1-0)

2021 CINCINNATI FOOTBALL

STARTERS											
OFFENSE	LT	LG	C	RG	RT	TE	WR	WR	WR	QB	RB
MIAMI (OH)	Williams	Cooper	Renfro	McConnell	O'Quinn	Whyle	Taylor (TE)	Young	Pierce	Ridder	Ford
MURRAY STATE	Williams	Cooper	Renfro	McConnell	O'Quinn	Whyle	Taylor (TE)	Young	Pierce	Ridder	Ford
INDIANA	Williams	Cooper	Renfro	Metz	O'Quinn	Taylor	Scott	Young	Pierce	Ridder	Ford
NOTRE DAME	Tunstall	Cooper	Renfro	Metz	O'Quinn	Taylor	Scott	Young	Pierce	Ridder	Ford
TEMPLE	Tunstall	Cooper	Renfro	Metz	O'Quinn	Whyle	Thompson	Young	Pierce	Ridder	Ford
UCF	Tunstall	Cooper	Renfro	Metz	O'Quinn	Whyle	Taylor (TE)	Young	Pierce	Ridder	Ford
NAVY	Tunstall	Cooper	Renfro	Metz	O'Quinn	Taylor	Scott	Young	Pierce	Ridder	Ford
TULANE	Tunstall	Cooper	Renfro	Metz	O'Quinn	Whyle	Taylor (TE)	Davis (TE)	Singletary (TE)	Ridder	Ford

DEFENSE	DE	DT	DE	WLB	MLB	SLB	CB	S	NB	CB	S
MIAMI (OH)	Vann	Brooks	Sanders	Beavers	Dublanco	Van Fossen	Gardner	Cook	Bush	Bryant	Hicks
MURRAY STATE	Vann	Brooks	Sanders	Beavers	Dublanco	Van Fossen	Gardner	Cook	Bush	Bryant	Hicks
INDIANA	Vann	Brooks	Sanders	Beavers	Dublanco	Van Fossen	Gardner	Cook	Bush	Bryant	Hicks
NOTRE DAME	Vann	Brooks	Sanders	Beavers	Dublanco	Van Fossen	Gardner	Cook	Bush	Bryant	Hicks
TEMPLE	Vann	Brooks	Sanders	Beavers	Dublanco	Pace	Gardner	Cook	Bush	Bryant	Hicks
UCF	Vann	Brooks	Sanders	Beavers	Dublanco	Pace	Gardner	Cook	Bush	Bryant	Hicks
NAVY	Vann	Brooks	Sanders	Beavers	Dublanco	Pace	Gardner	Cook	Brown (DT)	Bryant	Hicks
TULANE	Vann	Brooks	Sanders	Beavers	Dublanco	Van Fossen	Gardner	Cook	Brown (DT)	Bryant	Hicks

START CHART

PLAYER	2021	CAR.	CONS.	PLAYER	2021	CAR.	CONS.	PLAYER	2021	CAR.	CONS.
Darrian Beavers, LB	8	35*	19	Wilson Huber, TE	0	1	0	Jabari Taylor, DT	0	11	0
Curtis Brooks, DT	8	14	10	Jordan Jones, WR	0	7*	0	Leonard Taylor, TE	7	14	7
Marcus Brown, DT	2	12	2	Vincent McConnell, OL	2	16	0	Jadon Thompson, WR	1	3	1
Coby Bryant, CB	8	42	32	Lorenz Metz, OL	6	19	6	Tre Tucker, WR	0	11	0
Arquon Bush, CB	6	18	0	Dylan O'Quinn, OL	8	15	15	James Tunstall, OL	5	14*	5
Bryan Cook, S	8	10	9	Alec Pierce, WR	7	24	0	Ty Van Fossen, LB	5	8	1
Jeremy Cooper, OL	8	15	8	Jake Renfro, OL	8	14	8	Malik Vann, DE	8	9	8
Noah Davis	1	1	1	Desmond Ridder, QB	8	43	20	Josh Whyle, TE	5	7	2
Joel Dublanco, LB	8	17	9	Myjai Sanders, DE	8	32	32	John Williams, OL	3	3	3
Jerome Ford, RB	8	10*	9	Payton Singletary	1	1	1	Colin Woodside, OL	0	1	0
Ahmad Gardner, CB	8	22	8					Ethan Wright, RB	0	1	0
Ja'Von Hicks, S	8	23	8					Michael Young Jr., WR	7	18*	0

* - Beavers started 7 games @ UConn (2018), Ford started 1 game @ Alabama (2019), Jones started 6 games at Arkansas (2017), Young started 1 game at Notre Dame (2019), Tunstall started nine games @ Stony Brook (2019)

SCORING DRIVES

LONG PLAYS

SEPT. 4 MIAMI (OH)

SCORING PLAY	QTR	CLOCK	PLAYS	YDS	TIME
Scott 81-yard pass from Ridder	1	14:15	2	84	0:43
Montgomery 8-yard pass from Ridder	1	8:01	8	97	3:33
Whyte 23-yard pass from Ridder	1	2:45	8	72	3:52
Ford 21-yard rush	2	8:03	5	68	2:48
Ridder 25-yard rush	2	2:53	5	49	3:04
Taylor 8-yard pass from Ridder	4	11:46	10	86	3:05
Prater 14-yard rush	4	0:23	7	83	2:02

SEPT. 11 MURRAY STATE

SCORING PLAY	QTR	CLOCK	PLAYS	YDS	TIME
Davis 2-yard pass from Ridder	2	9:41	6	40	2:16
Ford 13-yard rush	3	10:05	10	75	4:50
Ford 8-yard rush	3	4:58	8	55	3:08
Scott 23-yard pass from Ridder	4	14:13	1	23	0:06
Ford 3-yard rush	4	10:50	4	63	2:09
Singletary 18-yard pass from Prater	4	1:08	1	18	0:07

SEPT. 18 INDIANA

SCORING PLAY	QTR	CLOCK	PLAYS	YDS	TIME
Ford 6-yard rush	2	1:33	9	75	3:38
Smith 32-yard field goal	2	0:00	5	32	0:23
Ford 3-yard rush	3	5:47	10	79	4:29
Tucker 99-yard kick return	3	3:41	--	--	--
Pierce 19-yard pass from Ridder	4	12:13	9	75	3:26
Ridder 7-yard rush	4	2:37	3	6	0:53

OCT. 2 NOTRE DAME

SCORING PLAY	QTR	CLOCK	PLAYS	YDS	TIME
Taylor 1-yard pass from Ridder	2	12:09	3	8	1:12
Smith 23-yard field goal	2	10:32	5	12	1:32
Tucker 27-yard pass from Ridder	2	0:40	5	80	1:08
Ridder 6-yard rush	4	5:08	6	75	3:12

OCT. 8 TEMPLE

SCORING PLAY	QTR	CLOCK	PLAYS	YDS	TIME
Smith 30-yard field goal	1	7:15	10	48	4:26
Pierce 9-yard pass from Ridder	1	2:52	2	13	0:34
Ford 8-yard rush	2	9:42	11	65	5:10
Ford 75-yard rush	3	14:50	1	75	0:10
Scott 38-yard pass from Ridder	3	11:00	2	54	0:41
McClelland 28-yard rush	3	7:45	3	61	1:04
Young 11-yard pass from Ridder	3	0:54	10	76	4:03
Wright 58-yard rush	4	10:15	5	77	2:14

OCT. 16 UCF

SCORING PLAY	QTR	CLOCK	PLAYS	YDS	TIME
Ford 1-yard rush	1	9:30	8	38	4:01
Ford 2-yard rush	1	1:30	10	66	4:51
Pierce 19-yard pass from Ridder	2	7:40	4	64	1:23
Ford 79-yard rush	2	5:33	1	79	0:12
Ford 4-yard rush	2	2:53	4	34	1:31
Bryant 74-yard interception return	3	2:55	--	--	--
Wright 2-yard rush	4	10:44	2	8	0:19
Prater 6-yard rush	4	5:43	6	49	2:30

OCT. 23 NAVY

SCORING PLAY	QTR	CLOCK	PLAYS	YDS	TIME
Whyte 31-yard pass from Ridder	1	2:50	3	44	1:01
Lowery 32-yard field goal	2	4:07	15	61	6:06
Bales 52-yard field goal	2	0:00	1	0	0:01
Whyte 3-yard pass from Ridder	3	1:13	11	45	4:22

OCT. 30 TULANE

SCORING PLAY	QTR	CLOCK	PLAYS	YDS	TIME
Whyte 16-yard pass from Ridder	1	1:14	16	99	7:25
Ford 3-yard rush	2	6:19	5	80	1:33
Whyte 5-yard pass from Ridder	3	3:12	13	66	5:55
Ford 26-yard pass from Ridder	4	4:13	2	29	0:49

YDS.	TYPE	PLAYER(S)	OPP.
*99	KOR	Tucker, Tre	Indiana
*81	Pass	Scott, Tyler from Ridder, Desmond	Miami (OH)
*79	Rush	Ford, Jerome	UCF
*75	Rush	Ford, Jerome	Temple
*58	Rush	Wright, Ethan	Temple
50	Rush	Ford, Jerome	Miami (OH)
48	Pass	Tucker, Tre from Ridder, Desmond	Murray State
47	Pass	Thompson, Jadon from Ridder, Desmond	Miami (OH)
45	Pass	Pierce, Alec from Ridder, Desmond	Notre Dame
44	Pass	Pierce, Alec from Ridder, Desmond	Notre Dame
43	Rush	Ford, Jerome	Navy
38	Pass	Pierce, Alec from Ridder, Desmond	Tulane
*38	Pass	Scott, Tyler from Ridder, Desmond	Temple
38	Pass	Young, Michael from Ridder, Desmond	Murray State
37	Rush	Ridder, Desmond	Tulane
36	Pass	Taylor, Leonard from Ridder, Desmond	Notre Dame
33	Pass	Pierce, Alec from Ridder, Desmond	Temple
*31	Pass	Whyte, Josh from Ridder, Desmond	Navy
30	Pass	Whyte, Josh from Ridder, Desmond	Tulane
28	Pass	Pierce, Alec from Ridder, Desmond	Indiana
*28	Rush	McClelland, Charles	Temple
27	Pass	Scott, Tyler from Ridder, Desmond	Murray State
27	Pass	Taylor, Leonard from Ridder, Desmond	Notre Dame
*27	Pass	Tucker, Tre from Ridder, Desmond	Notre Dame
27	Pass	Whyte, Josh from Ridder, Desmond	Temple
*26	Pass	Ford, Jerome from Ridder, Desmond	Tulane
26	Pass	Pierce, Alec from Ridder, Desmond	Temple
*25	Rush	Ridder, Desmond	Miami (OH)
*23	Pass	Whyte, Josh from Ridder, Desmond	Miami (OH)
*23	Pass	Scott, Tyler from Ridder, Desmond	Murray State
23	Pass	Ford, Jerome from Ridder, Desmond	UCF
22	Rush	McClelland, Charles	Miami (OH)
22	Pass	Pierce, Alec from Ridder, Desmond	Notre Dame
*21	Rush	Ford, Jerome	Miami (OH)
21	Pass	Pierce, Alec from Ridder, Desmond	Indiana
21	Pass	Tucker, Tre from Ridder, Desmond	Temple
20	Rush	Ford, Jerome	Murray State
20	Pass	Scott, Tyler from Ridder, Desmond	UCF
20	Rush	Ford, Jerome	UCF

* touchdown scored on play

2021 CINCINNATI FOOTBALL

SITUATIONAL RECORD

	2021	2020	2019	2018	2017	2016	2015	2014	2013	2012	2011	2010	2009	2008	2007	SINCE '07
Overall	8-0	9-1	11-3	11-2	4-8	4-8	7-6	9-4	9-4	10-3	10-3	4-8	12-1	11-3	10-3	128-57
Conference Games	4-0	6-0	7-1	6-2	2-6	3-4	4-4	7-1	6-2	5-2	5-2	4-3	7-0	6-1	4-3	71-36
When playing at home	4-0	7-0	6-0	6-0	2-4	3-4	5-1	5-1	5-1	6-1	5-1	3-4	6-0	6-0	4-2	74-19
When playing on road	4-0	2-0	4-3	4-2	2-4	1-4	2-4	4-2	4-2	2-2	4-2	1-4	6-0	5-2	5-1	50-32
At Neutral Sites	0-0	0-1	1-0	1-0	0-0	0-0	0-1	0-1	0-1	2-0	1-0	0-0	0-1	0-1	1-0	6-6
When playing on natural grass	0-0	1-0	2-0	2-2	0-2	1-3	1-2	2-1	1-2	4-0	2-1	0-3	2-0	0-3	3-1	21-20
When playing on artificial turf	8-0	8-1	9-3	9-0	4-6	3-5	6-4	7-3	8-2	6-3	8-2	4-5	10-1	11-0	7-2	106-37
When playing during the day	7-0	6-1	6-3	7-1	2-4	2-4	4-2	3-2	6-2	4-1	7-3	1-4	8-0	3-2	4-1	69-30
When playing at night	1-0	3-0	5-0	4-1	2-4	2-4	3-4	6-2	3-2	6-2	3-0	3-4	4-1	8-1	6-2	60-27
When scoring first	5-0	7-1	8-1	6-1	3-1	2-3	3-2	7-3	7-0	8-1	6-2	3-3	9-0	10-2	6-2	88-22
When opponent scores first	3-0	2-0	3-2	5-1	1-7	2-5	4-4	2-1	2-4	2-2	4-1	1-5	3-1	1-1	4-1	39-35
When leading after first quarter	4-0	6-0	7-0	4-0	0-0	2-1	6-1	6-0	3-0	8-1	5-0	3-2	8-0	9-1	8-2	77-8
When trailing after first quarter	1-0	2-0	3-3	4-2	3-8	2-5	1-5	1-3	3-4	2-2	3-1	0-5	2-1	1-1	1-0	29-40
When tied after first quarter	3-0	1-1	1-0	3-0	1-0	0-2	0-0	2-1	3-0	0-0	2-2	1-1	2-0	1-1	1-1	21-9
When leading at halftime	6-0	9-1	8-1	7-0	2-0	2-2	6-2	9-0	8-0	8-1	7-0	3-0	10-0	9-1	9-1	101-9
When trailing at halftime	1-0	0-0	3-2	2-1	2-8	1-6	1-3	0-4	0-4	2-2	2-3	1-7	1-1	2-2	1-1	19-44
When tied at halftime	1-0	0-0	0-0	2-1	0-0	1-0	0-1	0-0	1-0	0-0	1-0	0-1	1-0	0-0	0-1	7-4
When leading after three quarters	7-0	8-1	9-1	8-1	2-0	3-1	6-2	9-0	8-1	10-1	6-0	4-0	11-0	10-0	10-0	109-8
When trailing after three quarters	1-0	1-0	2-2	2-1	2-8	1-7	0-4	0-4	0-3	0-2	2-2	0-8	1-1	1-3	0-2	13-47
When tied after three quarters	0-0	0-0	0-0	1-0	0-0	0-0	1-0	0-0	1-0	0-0	2-1	0-0	0-0	0-0	0-1	5-2
In overtime	0-0	0-0	0-0	1-1	0-1	0-1	0-0	0-0	0-1	0-1	0-0	0-0	0-0	1-0	0-0	2-5
When UC has more rushing yards	5-0	7-1	10-1	10-2	2-3	2-0	7-0	5-0	9-0	9-2	9-2	3-1	8-0	8-0	8-1	99-13
When opponent has more rushing yards	3-0	2-0	1-2	1-0	2-5	2-8	0-6	4-4	0-4	1-1	1-1	1-6	4-1	3-3	2-2	27-43
When UC rushes for 150 or more yards	3-0	7-0	8-2	10-2	1-2	3-0	7-0	6-0	6-1	8-2	6-2	4-2	4-0	2-0	4-0	77-13
When UC rushes for 200 or more yards	3-0	5-0	6-1	7-2	1-1	1-0	5-0	4-0	3-0	7-1	3-0	3-0	3-0	2-0	3-0	56-5
When UC holds opponent to < than 100 rushing yards	3-0	4-1	4-0	6-1	1-0	1-0	2-0	4-0	7-0	3-0	5-1	3-3	3-0	6-0	8-1	59-7
When UC holds opponent to < than 150 rushing yards	3-0	5-1	9-0	9-2	2-3	2-0	4-0	5-0	8-1	6-1	8-2	3-4	4-0	7-0	8-1	102-15
When UC has more passing yards	6-0	5-0	6-0	7-0	3-1	3-5	5-5	6-3	8-3	4-2	1-0	1-4	11-0	8-2	5-2	76-27
When opponent has more passing yards	2-0	4-1	6-3	4-2	1-7	1-3	2-1	2-1	1-1	5-1	9-3	3-5	1-1	3-1	5-1	48-31
When UC passes for 200 or more yards	6-0	6-1	4-2	6-0	2-4	4-5	7-5	7-4	8-3	8-2	6-2	3-4	5-0	4-2	10-2	84-35
When UC passes for 300 or more yards	0-0	2-0	0-0	4-0	0-1	1-2	4-3	4-3	5-2	2-0	1-0	1-3	7-0	3-0	3-2	37-16
When UC holds opponent to < than 200 passing yards	6-0	4-0	5-0	7-0	1-2	1-4	3-3	3-1	5-2	3-2	2-1	1-4	6-0	5-2	3-2	54-23
When UC holds opponent to < than 150 passing yards	6-0	2-0	4-0	4-0	1-1	1-2	3-2	1-1	3-1	1-1	1-0	0-1	2-0	2-0	1-1	32-10
When UC holds opponent to < than 100 passing yards	1-0	2-0	2-0	1-0	1-1	0-0	0-1	1-0	2-0	0-0	1-0	0-0	0-0	1-0	1-0	13-2
When UC has more total yards	6-0	9-0	5-1	8-0	2-1	4-1	7-3	7-1	9-2	7-1	7-0	4-4	10-0	10-0	7-1	113-15
When opponent has more total yards	2-0	0-1	6-2	1-2	2-7	0-7	0-3	2-3	0-2	3-2	3-2	0-4	2-1	1-3	3-2	25-41
When UC has 300 or more yards	7-0	9-1	9-2	8-2	3-6	4-5	7-5	8-4	9-4	10-3	10-2	4-4	12-0	11-1	9-3	120-42
When UC has 400 or more yards	3-0	5-0	6-2	9-0	1-3	3-1	7-4	7-3	8-2	7-1	3-1	3-2	10-0	4-0	8-2	84-21
When UC has 500 or more yards	2-0	6-0	2-0	3-0	0-0	2-1	5-3	5-0	4-0	1-0	3-0	2-1	3-0	1-0	3-0	39-5
When UC has 600 or more yards	0-0	1-0	0-0	3-0	0-0	0-0	3-1	0-0	2-0	0-0	0-0	2-0	1-0	0-0	1-0	13-1
When UC has 700 or more yards	0-0	0-0	0-0	1-0	0-0	0-0	1-1	0-0	0-0	0-0	0-0	0-0	1-0	0-0	0-0	3-1
When UC has more first downs	5-0	6-0	6-0	9-2	2-0	2-1	7-2	6-2	9-1	5-1	7-0	4-3	7-0	6-1	7-1	86-14
When opponent has more first downs	2-0	3-1	5-3	2-1	2-7	2-7	0-2	1-2	0-3	5-2	3-3	0-5	5-1	3-2	3-2	36-40
When first downs are equal	1-0	0-0	0-0	0-0	0-1	0-0	0-2	2-0	0-0	0-0	0-0	0-0	0-0	2-0	0-0	5-3
When UC forces more turnovers	6-0	3-1	5-0	5-0	1-1	2-2	1-1	7-1	4-0	8-0	6-1	1-0	8-0	2-0	8-0	66-7
In games decided by < than three points	0-0	2-1	4-0	0-0	2-1	0-1	1-1	0-0	1-0	1-1	2-1	0-1	3-0	3-0	1-0	20-7
In games decided by < than seven points	0-0	2-1	4-1	3-1	3-0	1-1	2-2	2-0	2-2	1-3	3-1	0-1	0-0	5-0	2-3	30-16
In black jerseys	3-0	5-0	5-0	6-0	2-4	1-4	4-0	3-2	2-2	6-3	5-0	3-2	3-0	6-1	5-2	60-20
In white jerseys	4-0	3-0	4-3	5-2	2-4	2-3	2-5	5-2	4-2	4-0	5-2	1-4	7-1	4-2	5-1	54-30
In red jerseys	1-0	1-1	2-0	0-0	0-0	1-1	1-1	1-0	3-0	1-0	0-1	0-2	2-0	1-0	0-0	14-6

THE LAST TIME

SCORING

Scored 30 or more points	31 at Tulane [10/28/21]
Scored 40 or more points	56 vs. UCF [10/14/21]
Scored 50 or more points	56 vs. UCF [10/14/21]
Scored 60 or more points	63 vs. Alabama A&M [09/15/18]
Scored 70 or more points	72 vs. Austin Peay [09/03/11]

TOTAL OFFENSE

Had more than 400 total yards	476 vs. UCF [10/14/21]
Had more than 450 total yards	476 vs. UCF [10/14/21]
Had more than 500 total yards	542 vs. Temple [10/08/21]
Had more than 550 total yards	653 vs. ECU [11/13/20]
Had more than 600 total yards	653 vs. ECU [11/13/20]
Had more than 650 total yards	653 vs. ECU [11/13/20]
Had more than 700 total yards	741 vs. Alabama A&M [09/15/18]

RUSHING OFFENSE

Rushed for 150 or more yards	vs. UCF [10/14/21]
Rushed for 200 or more yards	vs. UCF [10/14/21]
Rushed for 250 or more yards	349 vs. UCF [10/14/21]
Rushed for 300 or more yards	349 vs. UCF [10/14/21]
Rushed for 350 or more yards	409 vs. Alabama A&M [09/15/18]
Rushed for 400 or more yards	409 vs. Alabama A&M [09/15/18]

PASSING OFFENSE

Passed for 250 or more yards	263 vs. Temple [10/08/21]
Passed for 300 or more yards	338 @ UCF [11/21/20]
Passed for 350 or more yards	354 vs. ECU [11/13/20]
Passed for 400 or more yards	400 @ Tulsa [11/25/16]
Passed for 450 or more yards	523 @ Houston [11/07/15]
Passed for 500 or more yards	523 @ Houston [11/07/15]
Passed for 600 or more yards	620 @ Memphis [09/24/15]

SCORING DEFENSE

Allowed 0 points	0 vs. Navy [11/03/18]
Allowed 3 or fewer points	3 vs. Temple [10/08/21]
Allowed 7 or fewer points	3 vs. Temple [10/08/21]
Allowed 10 or fewer points	3 vs. Temple [10/08/21]
Allowed 14 or fewer points	12 at Tulane [10/28/21]

TOTAL DEFENSE

Allowed fewer than 75 total yards	53 vs. Kansas [09/20/97]
Allowed fewer than 100 total yards	87 @ Miami OH [09/21/13]
Allowed fewer than 125 total yards	87 @ Miami OH [09/21/13]
Allowed fewer than 150 total yards	129 @ UConn [11/22/14]
Allowed fewer than 175 total yards	164 vs. Boston College [01/02/20]
Allowed fewer than 200 total yards	164 vs. Boston College [01/02/20]
Allowed fewer than 225 total yards	164 vs. Boston College [01/02/20]
Allowed fewer than 250 total yards	234 vs. Temple [10/08/21]

RUSHING DEFENSE

Allowed 0 or fewer yards	-3 @ Miami OH [10/01/11]
Allowed 25 or fewer yards	5 vs. Memphis [10/31/20]
Allowed 50 or fewer yards	5 vs. Memphis [10/31/20]
Allowed 75 or fewer yards	5 vs. Memphis [10/31/20]
Allowed 100 or fewer yards	84 vs. Temple [10/08/21]

PASSING DEFENSE

Allowed 0 passing yards	-1 vs. Xavier [10/09/71]
Allowed 50 or fewer yards	47 vs. Navy [11/03/18]
Allowed 100 or fewer yards	93 at Tulane [10/28/21]
Allowed 150 or fewer yards	93 at Tulane [10/28/21]
Allowed 175 or fewer yards	93 at Tulane [10/28/21]
Allowed 200 or fewer yards	93 at Tulane [10/28/21]

SPECIAL SITUATIONS

Scored on the first play from scrimmage	McKay 80-yard pass from Kiel vs. Memphis [10/4/14]
Had a game-winning field goal	Cole Smith, 34 yards vs. Tulsa [12/19/20]
Kicked a 50-yard field goal	Alex Bales, 52 yards at Navy [10/23/21]
UC shutout its opponent	vs. Navy [11/03/18, W, 42-0]
UC was shutout	@ No. 5 Ohio State [09/07/19, L 42-0]
Converted a 2-point play	Leonard Taylor from Desmond Ridder at Indiana [09/18/21]

INDIVIDUAL RUSHING

Had a player rush for 100 or more yards	189 by Jerome Ford vs. UCF [10/14/21]
Had a player rush for 150 or more yards	189 by Jerome Ford vs. UCF [10/14/21]
Had a player rush for 200 or more yards	212 by Mike Boone vs. USF [10/24/14]
Had a player rush for 225 or more yards	238 by Richard Hall vs. Miami OH [09/11/04]
Had two players rush for 100 or more yards	184 (Doaks) & 103 (Ridder) vs. Houston [11/07/20]
Had a player rush for 2 or more TDs	4 by Jerome Ford vs. UCF [10/14/21]
Had a player rush for 3 or more TDs	4 by Jerome Ford vs. UCF [10/14/21]
Had a player rush for 4 or more TDs	4 by Jerome Ford vs. UCF [10/14/21]
Had a player rush for 5 or more TDs	6 by Ike Stewart vs. Transylvania [10/05/1912]

INDIVIDUAL PASSING

Had a player pass for 200 or more yards	227 by Desmond Ridder at Tulane [10/28/21]
Had a player pass for 250 or more yards	259 by Desmond Riddervs. Temple [10/08/21]
Had a player pass for 300 or more yards	338 by Desmond Ridder @ UCF [11/21/20]
Had a player pass for 350 or more yards	352 by Desmond Ridder @ SMU [10/27/18]
Had a player pass for 400 or more yards	523 by Gunner Kiel @ Houston [11/07/15]
Had a player pass for 450 or more yards	523 by Gunner Kiel @ Houston [11/07/15]
Had a player pass for 500 or more yards	523 by Gunner Kiel @ Houston [11/07/15]
Had a player pass for 2 or more TDs	3 by Desmond Ridder at Tulane [10/28/21]
Had a player pass for 3 or more TDs	3 by Desmond Ridder at Tulane [10/28/21]
Had a player pass for 4 or more TDs	4 by Desmond Ridder vs. Miami OH [09/04/21]
Had a player pass for 5 or more TDs	5 by Gunner Kiel vs. UCF [10/31/15]
Had a player pass for 6 or more TDs	6 by Gunner Kiel vs. Toledo [09/12/14]
Had a player complete 20 passes	22 by Desmond Ridder vs. Temple [10/08/21]
Had a player complete 30 passes	33 by Desmond Ridder @ SMU [10/27/18]
Had a player complete 35 passes	35 by Deontey Kenner @ Southern Miss [10/23/99]
Had a player complete 10 straight passes	17 by Desmond Ridder vs. Ohio [09/22/18]/@ UConn [09/29/18]
Had a player throw 30 passes	30 by Desmond Ridder at Navy [10/23/21]
Had a player throw 35 passes	36 by Desmond Ridder at Indiana [09/18/21]
Had a player throw 40 passes	50 by Desmond Ridder @ SMU [10/27/18]
Had a player throw 45 passes	50 by Desmond Ridder @ SMU [10/27/18]
Had a player throw 50 passes	50 by Desmond Ridder @ SMU [10/27/18]

INDIVIDUAL RECEIVING

Had a player with 10 or more receptions in a game	12 by Kahlil Lewis @ SMU [10/27/18]
Had a player with 11 or more receptions in a game	12 by Kahlil Lewis @ SMU [10/27/18]
Had a player with 12 or more receptions in a game	12 by Kahlil Lewis @ SMU [10/27/18]
Had a player with 13 or more receptions in a game	15 by Shaq Washington @ ECU [11/28/15]
Had a player with 14 or more receptions in a game	15 by Shaq Washington @ ECU [11/28/15]
Had a player with 15 or more receptions in a game	15 by Shaq Washington @ ECU [11/28/15]
Had a player receive 100 or more yards	144 by Alec Pierce at Notre Dame [10/02/21]
Had a player receive 150 or more yards	203 by Kahlil Lewis vs. ECU [11/23/18]
Had a player receive 200 or more yards	203 by Kahlil Lewis vs. ECU [11/23/18]
Had a player receive 250 or more yards	254 by Tom Rossley vs. Louisville [11/09/68]
Had a player receive for 2 or more TDs	2 by Josh Whyte at Navy [10/23/21]
Had a player receive for 3 or more TDs	3 by Kahlil Lewis vs. ECU [11/23/18]

GAMES AGAINST RANKED TEAMS

Beat a top 25 team	vs. No. 23 Tulsa, 27-24 [12/19/20]
Beat a top 10 team	@ No. 9 Notre Dame, 24-13 [10/02/21]
Beat a ranked opponent @ home	No. 23 Tulsa, 27-24 [12/19/20]
Beat a ranked opponent on the road	@ No. 9 Notre Dame, 24-13 [10/02/21]
Beat a ranked opponent @ a neutral site	vs. No. 25 vs. Virginia Tech [FedEx Field/09/29/12]
Beat back-to-back ranked opponents	10/30/08-11/08/08 #24 USF & @ #20 West Virginia
Lost to a ranked opponent @ home	No. 25 UCF, 51-29 [10/07/17]

RETURNS/SPECIAL TEAMS/DEFENSE

Returned a KO for a TD	Tre Tucker, 99 yards at Indiana [09/18/21]
Returned a Punt for a TD	Mardy Gilyard, 53 yards [9/12/09 vs. SEMO]
Had Two Interceptions	2 by Coby Bryant vs. USF [10/03/20]
Had Three Interceptions	3 by Mike Tyson @ Purdue [09/10/16]
Recorded a Safety	@ UCLA [09/01/18]
Returned an INT for a TD	Coby Bryant, 74 yards vs. UCF [10/14/21]
Returned 2 INTs for TDs	D. Battle-30 yards & C. Cheatham-53 yards vs. Akron [9/17/11]
Recovered a fumble in endzone for a TD	Josiah Deguara @ Marshall [09/28/19]
Returned a fumble for a TD	Kimoni Fitz 0 yards @ UCF [11/17/18]
Executed a successful onside kick	Kick by Miliano/Recovered by Morrison @ Rutgers [11/16/13]
Blocked a FG	Deshawn Pace, 51-yard attempt at Navy [10/23/21]
Blocked a PAT	Lorenz Metz vs. Temple [11/23/19 - fourth quarter]
Returned a blocked PAT for 2 points	Coby Bryant, 98 yards vs. Temple [11/23/19]
Blocked a punt	Josh Whyte vs. UCF [10/14/21]

SINGLE-GAME TEAM OFFENSE

Most Points	124 vs. Transylvania [1912]
Most Touchdowns	14 vs. Transylvania [1912]
Most Rushing Attempts	83 vs. Louisiana-Monroe [1977]
Most Rushing Yards	464 vs. Case-Western Reserve [1953] 464 vs. Virginia Military Institute [1953]
Most Rushing Touchdowns	14 vs. Transylvania [1912]
Most Passing Attempts	64 at Memphis [2015]
Most Passes Completed	38 at Memphis [2015]
Most Passing Yards	620 at Memphis [2015]
Most Interceptions Thrown	6 vs. Xavier [1972]
Most Touchdown Passes	6 vs. Toledo [2014]; vs. Illinois [2009]
Most Offensive Plays	100 at Memphis [2015]
Most Yards Total Offense	752 at Memphis [2015]
Most First Downs	38 at Memphis [2015]; 38 vs. Austin Peay [2018]
Most Fumbles	15 vs. Louisville [1970]
Most Fumbles Lost	7 vs. Virginia Military Institute [1951]
Most Turnovers	9 vs. Xavier [1955] 9 vs. Hardin-Simmons [1955] 9 vs. Virginia Military Institute [1951]
Most Penalties	18 vs. Kansas State [1951]
Most Penalty Yards	176 vs. Louisville [1968]
Most Punts	13 vs. Pittsburgh [1981] 13 vs. Mississippi State [1948]
Most Punting Yards	510 vs. Louisville [1996]
Most Punt Return Yards	177 vs. Ohio [1949]
Most Kickoff Return Yards	295 vs. Memphis [1971]
Fewest Rushing Attempts	15 vs. Illinois [2009]
Fewest Rushing Yards	-23 vs. Rutgers [2005]
Fewest Passes Completed	0 vs. Dayton [1970]
Fewest Passing Yards	0 vs. Dayton [1970]
Fewest Yards Total Offense	46 vs. North Texas State [1959]
Fewest First Downs	3 vs. West Virginia [1989]
Fewest Penalties	1 five times, last vs. Rutgers [1994]
Fewest Yards Penalized	4 vs. Memphis [1966]
Fewest Punts	0 three times, last vs. Miami (OH) [2008]

SINGLE-GAME TEAM DEFENSE

Fewest Rushing Attempts Allowed	17 vs. Dayton [1961]
Fewest Rushing Yards Allowed	-46 vs. Kansas [1997]
Fewest Passing Attempts	1 vs. Boston College [1964]
Fewest Pass Completions Allowed	0 six times, last vs. Louisville [1974]
Fewest Passing Yards Allowed	-1 vs. Xavier [1971]
Fewest Yards Total Offense Allowed	18 vs. Louisiana-Lafayette [1973]
Most Points Allowed	81 vs. Penn State [1991]
Most Rushing Attempts Allowed	86 vs. West Virginia [1969]
Most Rushing Yards Allowed	539 vs. Northern Illinois [1989]
Most Passing Attempts Allowed	67 vs. Louisville [1997]
Most Pass Completions Allowed	37 vs. East Carolina [1997]
Most Passing Yards Allowed	482 vs. Florida [2010]
Most Yards Total Defense Allowed	742 vs. Louisville [1998]
Most Passes Intercepted	7 vs. Kansas State [1951]
Most Interception Return Yards	162 vs. Dayton [1956]
Most Turnovers Forced	8 vs. Rice [1974]

SINGLE-GAME INDIVIDUAL OFFENSE

Rushing Attempts	45 by Steve Cowan vs. Ohio [1970]
Rushing Yards	306 by Bob Hynes vs. Case Western Reserve [1923]
Yards Per Rush	29.5 by Mike Boone at Miami (OH) [4 carries, 118 yards] [2015]
Rushing Touchdowns	6 by Ike Stewart vs. Transylvania [1912] 6 by Bob Heuck vs. Transylvania [1912]
Passing Attempts	59 by Deontey Kenner vs. Southern Miss [1999]
Passing Completions	35 by Deontey Kenner vs. Southern Miss [1999] 35 by Greg Cook vs. Ohio [1968]
Passing Yards	557 by Hayden Moore at Memphis [2015]
Passing Touchdowns	6 by Gunner Kiel [2014]; by Tony Pike vs. Illinois [2009]
Interceptions Thrown	6 by Mike Shoemaker vs. Xavier [1972]
Receptions	15 by Shaq Washington at East Carolina [2015]
Receiving Yards	254 by Tom Rossley vs. Louisville [1968]
Yards Per Reception	73.7 by Chris Moore at Ohio State [3 rec, 221 yards] [2014]
Receiving Touchdowns	3 by eight players, last by Chris Moore at Ohio State [2014]
All-Purpose Yards (Rsh., Rec. and Ret.)	381 by Mardy Gilyard at Pittsburgh [2009]
Total Yards	564 by Hayden Moore at Memphis [2015]
Total Points	51 by Ike Stewart vs. Transylvania [1912]
Touchdowns	8 by Ike Stewart vs. Transylvania [1912]
Extra Points Made	12 by Alonzo Weiss vs. Transylvania [1912]
Field Goals Made	4 by 10 players, last by Andrew Gantz at Memphis [2015]
Punts	13 by Phil Peckich at Pittsburgh [1981]
Punting Yards	510 by Steve Smith at Louisville [1996]
Punting Average	59.7 by Kevin Huber vs. Marshall [3 punts] [2007]
Kickoff Returns	8 by Mardy Gilyard at Pittsburgh [2009] 8 by LaDaris Vann vs. East Carolina [1999]
Kickoff Return Yards	256 by Mardy Gilyard at Pittsburgh [2009]
Kickoff Returns For Touchdowns	1 by 21 players, last by Tucker at Indiana [2021]
Punt Returns	7 by Mike Daniels vs. Western Carolina [2005] 7 by Tinker Keck vs. Kansas [1997] 7 by Charley Bland vs. Villanova [1973]
Punt Return Yards	161 by Gene Gibson vs. Ohio [1949]
Punt Return Touchdowns	2 by Tinker Keck vs. Louisville [1997] 2 by Gene Gibson vs. Ohio [1949]

SINGLE-GAME INDIVIDUAL DEFENSE

Total Tackles	19 by Greg Blair at Louisville [10/26/12] * Frank Callicott vs. UAB [11/30/02] * Jeff Luc vs. Miami (Ohio) [9/20/14] *
Tackles For A Loss	5.5 by Brandon Mills vs. Rutgers [11/20/10] *
Sacks	4.0 by Alex Daniels at Miami (Ohio) [10/3/09] * Antwan Peek vs. Louisiana-Monroe [12/1/01] *
Forced Fumbles	3 by Antwan Peek vs. Louisiana Monroe [12/1/01] *
Fumble Recoveries	2 by Willis Edwards vs. Memphis [10/26/02] * Ivan Fields at Memphis [11/11/00] * Jeff Luc vs. USF [10/14/14] * Wes Richardson at NC State [9/16/10] *
Pass Break Ups	4 by Zach Norton vs. Louisville [10/27/01] *
Interceptions	4 by Bob Hynes vs. Ohio Northern [1923]
Interception Return Yards	123 by Shawn Ferguson vs. Memphis [1998]
Interception Returns for Touchdowns	2 by Shawn Ferguson vs. Memphis [1998]
Blocked Kicks	2 by Connor Barwin at Marshall [10/3/08] * Antwan Peek vs. Miami [10/28/00] *

* - Since 2000

Miami OH
SEPTEMBER 4, 2021
CINCINNATI, OHIO



Murray State
SEPTEMBER 11, 2021
CINCINNATI, OHIO



@ Indiana
SEPTEMBER 18, 2021
BLOOMINGTON, IND.



	1	2	3	4	F
Miami(OH)	0	0	0	14	14
Cincinnati	21	14	0	14	49

SCORING PLAYS

1st	14:15	CIN	Scott 81-yd pass from Ridder [C. Smith kick]
			2-84, 00:43, MIA 0 - CIN 7
	08:01	CIN	R. Montgomery 8-yd pass from Ridder [C. Smith kick]
			8-97, 03:33, MIA 0 - CIN 14
	02:45	CIN	J. Whyte 23-yd pass from Ridder [C. Smith kick]
			8-72, 03:52, MIA 0 - CIN 21
2nd	08:03	CIN	J. Ford 21-yd rush [C. Smith kick]
			5-68 2:46, MIA 0 - CIN 28
	02:53	CIN	Ridder 25-yd rush [C. Smith kick]
			5-49 3:04, MIA 0 - CIN 35
4th	11:46	CIN	Taylor 8-yd pass from Ridder [C. Smith kick]
			10-86 3:05, MIA 0 - CIN 42
	03:20	MIA	Tracy 19-yd rush [Nicholson kick]
			13-75, 08:26, MIA 7 - CIN 42
	02:30	MIA	Saunders Jr. 32-yd interception return [Nicholson kick]
			00:44, MIA 14 - CIN 42
	00:23	CIN	Prater 14-yd rush [C. Smith kick]
			7-83, 02:02, MIA 14 - CIN 49

	CIN	MIA
FIRST DOWNS.....	27	17
RUSHES-YARDS (NET).....	45-169	31-247
PASSING YDS (NET)	295	109
Passes Att-Comp-Int.....	26-20-2	28-9-0
TOTAL OFFENSE PLAYS-YARDS.....	57-542	73-278
Fumble Returns-Yards.....	0-0	0-0
Punt Returns-Yards	2-14	1-[-1]
Kickoff Returns-Yards.....	1-32	6-104
Interception Returns-Yards.....	0-0	0-0
Punts (Number-Avg)	3-61	3-48
Fumbles-Lost.....	1-1	1-0
Penalties-Yards	6-45	13-100
Possession Time.....	25:40	34:18
Third-Down Conversions	3 of 15	3 of 6
Fourth-Down Conversions	1 of 5	1 of 1
Red-Zone Scores-Chances.....	1-3	3-3
Sacks By: Number-Yards	2-11	2-16

RUSHING: MIAMI(OH)-MOZEE, Keyon 15-80; TRACY, Kenny 8-37; AFARI, David 7-26; DAVIS, Kevin 4-10; JOHNSON, Davion 4-12. Cincinnati-FORD, Jerome 12-125; PRATER, Evan 4-48; MCCLELLAND, Charles 4-36; RIDDER, Desmond 6-47; MONTGOMERY, Ryan 3-19; WRIGHT, Ethan 2-4;

PASSING: MIAMI(OH) AJ, Mayer 9-28-0-109. Cincinnati-RIDDER, Desmond 20-25-1-295; PRATER, Evan 0-1-1-0.

RECEIVING: Miami(OH)-HIPPENHAMMER, Mac 3-64; JOHNSON, Davion 3-5; SORENSON, Jack 2-32. Cincinnati- THOMPSON, Jadon 4-79; WHYLE, Josh 2-32; PIERCE, Alec 2-29; JEROME, Ford 2-19; JORDAN, Jones 2-13; LEONARD, Taylor 2-12; TUCKER, Tre 2-4; SCOTT, Tyler 1-81; WRIGHT, Ethan 1-10; MONTGOMERY, Ryan 1-8; YOUNG, Michael 1-8.

	1	2	3	4	F
Murray State	0	7	0	0	7
Cincinnati	0	7	14	21	42

SCORING PLAYS

2nd	13:41	MUR	Rice 1-yd rush [Baum kick]
			12-65 7:31, MUR 7 - CIN 0
	09:41	CIN	Davis 2-yd pass from Ridder [C. Smith kick]
			6-40 2:16, MUR 7 - CIN 7
3rd	10:05	CIN	Ford 13-yd rush [C. Smith kick]
			10-75 4:50, MUR 7 - CIN 14
	05:08	CIN	Ford 8-yd rush [C. Smith kick]
			8-55, 03:08, MUR 7 - CIN 21
4th	14:13	CIN	Scott 23-yd pass from Ridder [C. Smith kick]
			1-23 00:06, MUR 7 - CIN 28
	10:50	CIN	Ford 3-yd rush [C. Smith kick]
			4-63 2:09, MUR 7 - CIN 35
	01:08	CIN	Singletary 18-yd pass from Prater [C. Smith]
			1-18, 00:07, MUR 7 - CIN 42

	MUR	CIN
FIRST DOWNS.....	15	17
RUSHES-YARDS (NET).....	37-93	32-130
PASSING YDS (NET)	149	261
Passes Att-Comp-Int.....	29-17-3	25-15-0
TOTAL OFFENSE PLAYS-YARDS.....	66-242	57-391
Fumble Returns-Yards.....	0-0	0-0
Punt Returns-Yards	1-4	2-4
Kickoff Returns-Yards.....	2-31	2-47
Interception Returns-Yards.....	0-0	3-13
Punts (Number-Avg)	5-37.4	4-45.2
Fumbles-Lost.....	3-2	1-1
Penalties-Yards	11-60	5-40
Possession Time.....	34:48	25:12
Third-Down Conversions	7 of 15	4 of 10
Fourth-Down Conversions	1 of 1	1 of 1
Red-Zone Scores-Chances.....	1-2	5-6
Sacks By: Number-Yards	2-9	1-3

RUSHING: MURRAY STATE-WITHERSPOON, Damonta 16-55; RICE, Preston 7-24; CASTILLE, Rodney 8-17; GABRIEL, BROOKS, LaMarte 2-4; JONES, Cortez 2-4; DJ, Williams 1-1; TEAM, 1 - minus 1. Cincinnati- FORD, Jerome 18-113; PRATER, Evan 3-14; MONTGOMERY, Ryan 4-7; WRIGHT, Ethan 2-3; MCCLELLAND, Charles 1-0; RIDDER, Desmond 4-5.

PASSING: MURRAY STATE-RICE, Preston 17-29-3-149. Cincinnati-RIDDER, Desmond 14-22-0-243; PRATER, Evan 1-3-0-18.

RECEIVING: MURRAY STATE-BRITTEN, Deshun 5-58; BROOKS, LaMarte 4-38; BELL, Jacob 4-19; CASTILLE, Rodney 2-13; HONEYCUTT, Malik 1-16; WITHERSPOON, Damonta 1-5. Cincinnati-SCOTT, Tyler 4-74; YOUNG, Michael 3-67; PIERCE, Alec 2-35; TUCKER, Tre 1-58; SINGLETARY, Payten 1-18; THOMPSON, Jadon 1-12; TAYLOR, Leonard 1-4; DAVIS, Noah 1-2; MONTGOMERY, Ryan 1-1.

	1	2	3	4	F
Cincinnati	0	10	13	15	38
Houston	7	7	10	0	24

SCORING PLAYS

1st	06:15	IND	Hendershot 16-yd pass from Penix Jr. [Campbell kick]
			6-50 02:22, CIN 0 - IND 7
2nd	05:06	IND	Carr 5-yd pass from Penix Jr. [Campbell kick]
			2-6 00:42, CIN 0 - IND 14
	01:33	CIN	Ford 6-yd rush [C. Smith kick]
			9-75 03:33, CIN 7 - IND 14
	00:00	CIN	C. Smith 32-yd FG [C. Smith kick]
			5-32, 00:23, CIN 10 - IND 14
3rd	05:47	CIN	Ford 3-yd rush [C. Smith kick]
			10-79 04:29, CIN 17 - IND 14
	03:52	IND	Mathews Jr. 14-yd rush [Campbell kick]
			5-75, 01:55, CIN 17 - IND 21
	03:41	CIN	Tucker 99-yd kickoff return [C. Smith kick missed]
			00:00, CIN 23 - IND 21
	00:41	IND	Campbell 49-yd FG
			9-44, 02:58 CIN 23 - IND 24
4th	12:13	CIN	Pierce 19-yd pass from Ridder [C. Smith kick]
			9-75 03:26, CIN 30 - IND 24
	02:37	CIN	Ridder 7-yd rush [Taylor pass from Ridder]
			3-6 00:53, CIN 38 - IND 24

	IND	CIN
FIRST DOWNS.....	20	20
RUSHES-YARDS (NET).....	37-152	36-118
PASSING YDS (NET)	224	210
Passes Att-Comp-Int.....	40-17-3	20-36-1
TOTAL OFFENSE PLAYS-YARDS.....	77-376	72-328
Fumble Returns-Yards.....	1-9	0-0
Punt Returns-Yards	3-25	0-0
Kickoff Returns-Yards.....	2-117-1	2-31
Interception Returns-Yards.....	3-43	1-0
Punts (Number-Avg)	5-42.2	4-44.5
Fumbles-Lost.....	2-1	1-1
Penalties-Yards	11-72	5-45
Possession Time.....	29:43	29:36
Third-Down Conversions	4 of 14	6 of 16
Fourth-Down Conversions	1 of 1	1 of 3
Red-Zone Scores-Chances.....	5-5	3-6
Sacks By: Number-Yards	1-6	1-4

RUSHING: Cincinnati-FORD, Jerome 20-69; RIDDER, Desmond 10-70; MCCLELLAND, Charles 3-12; Team 3-minus 5. Indiana-CARR, Stephen 21-55; ERVIN-POINDEXTER, Davion 1-37; BALDWIN JR., Tim 9-34; MATHEWS JR, D.J. 2-28; PENIX JR, Michael 4-11.

PASSING: Cincinnati-RIDDER, Desmond 20-36-1-210. Indiana-PENIX JR, Michael 17-40-2-224.

RECEIVING: Cincinnati-PIERCE, Alec 5-86; YOUNG, Michael 4-35; TUCKER, Tre 3-18; TAYLOR, Leonard 2-24; SCOTT, Tyler 2-17; THOMPSON, Jadon 1-21; MCCLELLAND, Charles 1-4; WHYLE, Josh 1-4; FORD, Jerome 1-1. Indiana-HENDERSHOT, Peyton 6-60; MATHEWS JR., D.J. 5-120; CARR, Stephen 2-14; FRYFOGLE, Ty 2-14; MARSHALL, Miles 1-11; BJORSON, Matt 1-8; ELLIS, David 1 - minus 2.

@Notre Dame
OCTOBER 2, 2021
NOTRE DAME, IND.



TEMPLE
OCTOBER 8, 2021
CINCINNATI, OHIO



UCF
OCTOBER 16, 2021
CINCINNATI, OHIO



	1	2	3	4	F
Cincinnati	0	17	0	7	24
Notre Dame	0	0	7	6	13

SCORING PLAYS

2nd	12:09	CIN	Taylor 1-yd pass from Ridder [C.Smith kick]
			3-8 1:12, CIN 7 - UND 0
	10:32	CIN	C.Smith 23-yd FG [C.Smith kick]
			5-12 1:32, CIN 10 - UND 0
	00:40	CIN	Tucker 27-yd pass from Ridder [C.Smith kick]
			5-80 1:08, CIN 17 - UND 0
3rd	01:19	CIN	Williams 3-yd rush [Doerer kick]
			4-38 2:01, CIN 17 - UND 7
4th	08:20	UND	Lenzy 32-yd pass from Pyne [Doerer missed kick]
			8-80 3:08, CIN 17 - UND 13
	05:08	CIN	Ridder 6-yd rush [C.Smith kick]
			6-75 3:12, CIN 24 - UND 13

	CIN	UND
FIRST DOWNS.....	16	19
RUSHES-YARDS (NET).....	30-93	28-84
PASSING YDS (NET).....	297	257
Passes Att-Comp-Int.....	32-19-0	46-23-2
TOTAL OFFENSE PLAYS-YARDS.....	62-390	74-341
Fumble Returns-Yards.....	0-0	1-28
Punt Returns-Yards.....	2-17	2-1
Kickoff Returns-Yards.....	0-0	4-87
Interception Returns-Yards.....	2-31	0-0
Punts (Number-Avg).....	5-43.0	6-46.3
Fumbles-Lost.....	2-2	1-1
Penalties-Yards.....	5-25	7-55
Possession Time.....	28:10	31:50
Third-Down Conversions.....	2 of 11	6 of 17
Fourth-Down Conversions.....	1 of 1	2 of 4
Red-Zone Scores-Chances.....	3-5	1-2
Sacks By: Number-Yards.....	2-15	1-10

RUSHING: Cincinnati-FORD, Jerome 17-71; RIDDER, Desmond 10-37; Team 3- minus 4. Notre Dame-WILLIAMS, Kyren 13-48; TYREE, Chris 5-20; PYNE, Drew 4-18; BUCHNER, Tyler 4-9; DAVIS, Avery 1-8; COAN, Jack 1- minus 7.

PASSING: Cincinnati-RIDDER, Desmond 19-32-0-297. Notre Dame-COAN, Jack 14-22-1-114; Pyne, Drew 9-22-0-143; BUCHNER, Tyler 0-2-1-0

RECEIVING: Cincinnati-PIERCE, Alec 6-144; TAYLOR, Leonard 4-70; YOUNG, Michael 4-36; TUCKER, Tre 2-34; JONES, Jordan 1-7; WHYLE, Josh 1-5; FORD, Jerome 1-1. Notre Dame-MAYER, Michael 8-93; LENZY, Braden 4-61; DAVIS, Avery 3-39; WILLIAMS, Kyren 3-19; TYREE, Chris 2-8; AUSTIN, Kevin 1-17; STYLES JR., Lorenzo 1-14; WILKINS, Joe 1-6.

	1	2	3	4	F
Temple	0	3	0	0	3
Cincinnati	10	7	28	7	52

SCORING PLAYS

1st	07:15	CIN	C.Smith 30-yd FG
			10-48 4:26, TEM 0 - CIN 3
	02:52	CIN	Pierce 9-yd pass from Ridder [C.Smith kick]
			2-13, 00:34, TEM 0 - CIN 10
2nd	09:42	CIN	Ford 8-yd rush [C.Smith kick]
			11-65 5:10, TEM 0 - CIN 17
	05:27	TEM	Bell 55-yd FG
			9-37 4:03, TEM 3 - CIN 17
3rd	14:50	CIN	Ford 75-yd rush [C.Smith kick]
			1-75 00:10, TEM 3 - CIN 24
	11:00	CIN	Scott 38-yd pass from Ridder [C.Smith kick]
			2-54 00:41, TEM 3 - CIN 31
	07:45	CIN	McClelland 28-yd rush [C.Smith kick]
			3-61 1:04, TEM 3 - CIN 38
	00:54	CIN	Young 11-yd pass from Ridder [C.Smith kick]
			10-76 4:03, TEM 3 - CIN 45
4th	10:15	CIN	Wright 58-yd rush [C.Smith kick]
			5-77 2:14, TEM 3 - CIN 52

	TEM	CIN
FIRST DOWNS.....	14	23
RUSHES-YARDS (NET).....	29-84	33-279
PASSING YDS (NET).....	150	263
Passes Att-Comp-Int.....	32-18-1	31-23-1
TOTAL OFFENSE PLAYS-YARDS.....	61-234	64-542
Fumble Returns-Yards.....	0-0	0-0
Punt Returns-Yards.....	3-5	2-35
Kickoff Returns-Yards.....	2-40	1-28
Interception Returns-Yards.....	0-0	1-21
Punts (Number-Avg).....	7-42.9	3-47.3
Fumbles-Lost.....	3-2	1-0
Penalties-Yards.....	5-30	5-42
Possession Time.....	31:59	28:01
Third-Down Conversions.....	3 of 13	8 of 13
Fourth-Down Conversions.....	0 of 2	0 of 0
Red-Zone Scores-Chances.....	0-1	4-5
Sacks By: Number-Yards.....	1-6	6-34

RUSHING: TEM- LYNCH, Justin 3-33; SAYDEE, Edward 6-29; BLAIR, Trey 5-24; BONNER, RaVon 2-9; RULEY, Tayvon 2-3 ; DOBBINS, Kyle 1-3. Cincinnati-FORD, Jerome 15-159; WRIGHT, Ethan 5-76; RIDDER, Desmond 3-13; MONTGOMERY, Ryan 4-8; PRATER, Evan 1-3.

PASSING: TEM-MATHIS, D'Wan 16-27-1-120. Cincinnati-RIDDER, Desmond 22-30-0-259.

RECEIVING: TEM-BARBON, Jose 5-45; ANDERSON JR., Amad 5-37; SAYDEE, Edward 3-33; BLUE, Jadan 3-5; BURNETT, Nazir 2-30. Cincinnati-PIERCE, Alec 6-93; TUCKER, Tre 3-51; YOUNG, Michael 3-17; TAYLOR, Leonard 3-11; WHYLE, Josh 2-30; FORD, Jerome 2-5; SCOTT, Tyler 1-38.

	1	2	3	4	F
UCF	0	7	7	7	21
Cincinnati	14	21	7	14	56

SCORING PLAYS

1st	09:30	CIN	Ford 1-yd rush [C.Smith kick]
			8-38 4:01, UCF 0 - CIN 7
	01:30	CIN	Ford 2-yd rush [C.Smith kick]
			10-66 4:51, UCF 0 - CIN 14
2nd	07:40	CIN	Pierce 19-yd pass from Ridder [C.Smith kick]
			4-64 1:23, UCF 0 - CIN 21
	05:33	CIN	Ford 79-yd rush [C.Smith kick]
			1-79 00:12, UCF 0 - CIN 28
	02:53	CIN	Ford 4-yd rush [C.Smith]
			4-34 1:31, UCF 0 CIN - 35
	00:33	UCF	Johnson 16-yd pass from Keene [Obarski kick]
			8-75 2:20, UCF 7- CIN - 35
3rd	02:55	CIN	74-yd interception return [C.Smith kick]
			6:02, UCF 7 - CIN 42
	00:41	UCF	Bowser 4-yd rush [Obarski kick]
			5-75 2:14, UCF 14 - CIN 42
4th	10:44	CIN	Wright 2-yd rush [C.Smith kick]
			2-8 00:19, UCF 14 - CIN 49
	05:43	CIN	Prater 6-yd rush [C.Smith]
			6-49 2:30, UCF 14 - CIN 56
	01:48	UCF	Richards 2-yd rush
			6-49 2:30, UCF 21 - CIN 56

	UCF	CIN
FIRST DOWNS.....	14	23
RUSHES-YARDS (NET).....	37-155	42-336
PASSING YDS (NET).....	141	140
Passes Att-Comp-Int.....	27-16-2	23-13-0
TOTAL OFFENSE PLAYS-YARDS.....	64-296	65-476
Fumble Returns-Yards.....	0-0	0-0
Punt Returns-Yards.....	2-[-10]	2-23
Kickoff Returns-Yards.....	1-3	1-36
Interception Returns-Yards.....	0-0	2-78
Punts (Number-Avg).....	9-41.3	5-42.0
Fumbles-Lost.....	1-1	1-1
Penalties-Yards.....	7-47	9-74
Possession Time.....	32:48	27:12
Third-Down Conversions.....	7 of 17	7 of 12
Fourth-Down Conversions.....	0 of 0	0 of 0
Red-Zone Scores-Chances.....	3-3	6-7
Sacks By: Number-Yards.....	1-12	1-2

RUSHING: UCF-O'KEEFE, Ryan 1-51; GATEWOOD, Joey 8-45; BOWSER, Isaiah 13-31; RICHARDSON, Johnny 10-22; JOHNSON, Amari 1-9; GOOD, Damarius 1-4; ANTONY RICHARDS, Mark 1-2; KEENE, Mikey 2-2. Cincinnati-FORD, Jerome 20-190; MONTGOMERY, Ryan 8-95; MCCLELLAND, Charles 5-20; RIDDER, Desmond 4-26; WRIGHT, Ethan 4-12; PRATER, Evan 1-6.

PASSING: UCF-KEENE, Mikey 16-27-2-141. Cincinnati-RIDDER, Desmond 13-23-0-140.

RECEIVING: UCF-O'KEEFE, Ryan 7-60; RICHARDSON, Johnny 3-31; JOHNSON, Amari 3-12; CRAIG-MYERS, Nate 1-18; JOHNSON, Brandon 1-16; HOLLER, Alec 1-4. Cincinnati- TAYLOR, Leonard 4-47; SCOTT, Tyler 2-22; FORD, Jerome 1-23; PIERCE, Alec 1-19; YOUNG, Michael 1-12; MCCLELLAND, Charles 1-8; WRIGHT, Ethan 1-5; WHYLE, Josh 1-2; TUCKER, Tre 1-2.

@NAVY
OCTOBER 23, 2021
ANNAPOLIS, MD.



@TULANE
OCTOBER 30, 2021
NEW ORLEANS, LA.



	1	2	3	4	F
Cincinnati	7	6	14	0	27
Navy	7	3	0	10	20

SCORING PLAYS

1st	03:51	NAVY	Lavatai 2-yd rush [Nichols kick]	13-79 7:12, CIN 0 - NAVY 7
	02:50	CIN	Whyte 31-yd pass from Ridder [C.Smith kick]	3-44 1:01, CIN 7 - NAVY 7
2nd	14:15	NAVY	Nichols 33-yd FG	7-35 3:35, CIN 7 - NAVY 10
	04:07	CIN	Lowery 32-yd FG	15-61 6:06, CIN 10 - NAVY 10
	00:00	CIN	Bales 52-yd FG	1-0 00:01 CIN 13 - NAVY 10
3rd	07:39	CIN	Ford 43-yd rush [Lowery kick]	4-54 1:27, CIN 20 - NAVY 10
	1:13	CIN	Whyte 3-yd pass from Ridder [Lowery kick]	11-45 4:22, CIN 27 - NAVY 10
4th	07:34	NAVY	Nichols 37-yd FG	9-48 4:27, CIN 27 - NAVY 13
	00:50	NAVY	Lavatai, Tai 1-yd rush [Nichols kick]	16-90 4:39, CIN 27 - NAVY 20

	CIN	NAVY
FIRST DOWNS.....	14	22
RUSHES-YARDS (NET).....	21-95	67-192
PASSING YDS (NET)	176	116
Passes Att-Comp-Int.....	30-18-1	17-11-1
TOTAL OFFENSE PLAYS-YARDS.....	51-271	84-308
Fumble Returns-Yards.....	0-0	0-0
Punt Returns-Yards	3-38	2-16
Kickoff Returns-Yards.....	3-44	3-92
Interception Returns-Yards.....	1-1	1-1
Punts (Number-Avg)	4-42.0	4-46.0
Fumbles-Lost.....	0-0	0-0
Penalties-Yards	11-93	3-25
Possession Time.....	20:33	39:27
Third-Down Conversions	6 of 11	7 of 21
Fourth-Down Conversions	1 of 1	3 of 4
Red-Zone Scores-Chances.....	2-2	4-4
Sacks By: Number-Yards	1-6	1-7

RUSHING: Cincinnati-FORD, Jerome 15-95; RIDDER, Desmond 5-14; Team 1- minus 1. Navy-RUOSS, Isaac 19-80; HARRIS II, James 9-27; WARREN, Chance 5-24; LAVATAI, Tai 21-40; UMBARGER, Jayden 1-19; ACIE, Carlino 6-19; GOSLIN, Tyger 1-5; HALL JR., Anton 1-3 JONES, Daniel 3-2.

PASSING: Cincinnati-RIDDER, Desmond 18-30-1-176. Notre Dame-LAVATAI, Tai 11-15-1-116; Team 0-2-0-0.

RECEIVING: Cincinnati-PIERCE, Alec 5-37; WHYLE, Josh 4-60; SCOTT, Tyler 3-23; TAYLOR, Leonard 2-16; FORD, Jerome 2-11; TUCKER, Tre 1-16; YOUNG, Michale 1-13. Navy-WARREN, Chance 3-29; PUALOA-ROJAS, Kai 2-47; ACIE, Carlino 2-15; COOPER, Mychal 1-11; WALKER, Mark 1-9; GOSLIN, Tyger 1-4; JONES, Daniel 1-1.

	1	2	3	4	F
Cincinnati	7	7	7	10	31
Tulane	0	12	0	0	12

SCORING PLAYS

1st	01:14	CIN	Whyte 16-yd pass from Ridder [Lowery missed kick]	16-99 7:25, CIN 7 - TLN 0
2nd	10:42	TLN	Moody safety	CIN 7 - TLN 2
	07:58	TLN	Spears 47-yd run [Glover kick]	6-66 2:34, CIN 7 - TLN 9
	06:19	CIN	Ford 3-yd rush [Lowery kick]	5-80 1:33, CIN 14 - TLN 9
	00:00	TLN	Glover 41-yd FG	4-26 00:30 CIN 14 - TLN 12
3rd	03:12	CIN	Whyte 5-yd pass from Ridder [Lowery kick]	13-66 5:55, CIN 21 - TLN 12
4th	06:16	CIN	Lowery 27-yd FG	4-1, 1:09, CIN 24 - TLN 12
	04:13	CIN	Ford 26-yd pass from Ridder [Lowery kick]	2-29 00:49 CIN 31 - TLN 12

	CIN	TLN
FIRST DOWNS.....	18	17
RUSHES-YARDS (NET).....	37-124	45-187
PASSING YDS (NET)	227	93
Passes Att-Comp-Int.....	27-17-1	18-9-2
TOTAL OFFENSE PLAYS-YARDS.....	64-351	63-280
Fumble Returns-Yards.....	0-0	0-0
Punt Returns-Yards	1-8	0-0
Kickoff Returns-Yards.....	1-17	3-57
Interception Returns-Yards.....	2-7	1-33
Punts (Number-Avg)	3-38.3	4-44.8
Fumbles-Lost.....	3-2	4-2
Penalties-Yards	3-20	9-67
Possession Time.....	28:12	31:48
Third-Down Conversions	4 of 12	4 of 12
Fourth-Down Conversions	2 of 2	2 of 4
Red-Zone Scores-Chances.....	4-4	0-1
Sacks By: Number-Yards	4-32	3-24

RUSHING: Cincinnati- FORD, Jerome 18-67; RIDDER, Desmond 13-71; MONTGOMERY, Ryan 3-13; MCCLELLAND, Charles 2-2; Team 1- minus 1. Tulane- SPEARS, Tyjae 19-110 ; CARROLL, Camero 10-66; DANIELS, Christ 4-29; TOLES, Jartavia 2-12; HORTON, Kai 8-16; TEAM 2 - minus 23. C

PASSING: Cincinnati-RIDDER, Desmond 17-27-1-227. Tulane-HORTON, Kai 7-16-2-79; DANIELS, Christ 2-2-0-14.

RECEIVING: Cincinnati- WHYLE, Josh 4-79; FORD, Jerome 4-42; TUCKER, Tre 3-24; PIERCE, Alec 2-47; SCOTT, Tyler 2-25; YOUNG, Michael 1-9; TAYLOR, Leonard 1-1. Tulane- JACKSON, Jha'Qu 3-34; SPEARS, Tyjae 1-17; TOLES, Jaetavia 1-15; WALLACE, W 1-13; JAMES, Tyrick 1-8; WYATT, Shae 1-6.



2021-22 Cincinnati Football
Game Results
All games

Page 1/1
 as of Oct 31, 2021

Team Results

	Date	Opponent		Score	Overall	Conf	Time	Attend
	09/04/2021	Miami (OH)	W	49-14	1-0	0-0	3:28	37978
	09/11/2021	Murray St.	W	42-7	2-0	0-0	3:10	33498
	09/18/2021	at Indiana	W	38-24	3-0	0-0	4:03	52656
	10/02/2021	at Notre Dame	W	24-13	4-0	0-0	3:30	77622
*	10/08/2021	Temple	W	52-3	5-0	1-0	3:19	37978
*	10/16/2021	UCF	W	56-21	6-0	2-0	3:29	37978
*	10/23/2021	at Navy	W	27-20	7-0	3-0	3:24	32004
*	10/30/2021	at Tulane	W	31-12	8-0	4-0	3:11	17012



2021-22 Cincinnati Football
Team Game-by-Game
All games

Page 1/1
as of Oct 31, 2021

Date	Opponent	Rushing				Receiving				Passing				Kick Returns				Punt Returns				tot off
		no.	yds	td	lg	no.	yds	td	lg	cmp-att-int	yds	td	lg	no.	yds	td	lg	no.	yds	td	lg	
09/04/2021	Miami (OH)	31	247	3	50	20	295	4	81	20-26-2	295	4	81	3	61	0	28	1	-1	0	0	542
09/11/2021	Murray St.	32	130	3	20	15	261	3	48	15-25-0	261	3	48	2	47	0	25	2	4	0	3	391
09/18/2021	at Indiana	36	128	3	26	20	210	1	28	20-36-1	210	1	28	2	117	1	99	3	25	0	27	338
10/02/2021	at Notre Dame	30	93	1	16	19	297	2	45	19-32-0	297	2	45	0	0	0	0	2	17	0	17	390
10/08/2021	Temple	33	279	4	75	23	263	3	38	23-31-0	263	3	38	1	28	0	28	2	35	0	30	542
10/16/2021	UCF	42	336	6	79	13	140	1	23	13-23-0	140	1	23	1	36	0	36	2	23	0	18	476
10/23/2021	at Navy	21	95	1	43	18	176	2	31	18-30-1	176	2	31	3	44	0	18	3	38	0	19	271
10/30/2021	at Tulane	37	124	1	37	17	227	3	38	17-27-1	227	3	38	1	17	0	17	1	8	0	8	351
Cincinnati		262	1432	22	79	145	1869	19	81	145-230-5	1869	19	81	13	350	1	99	16	149	0	30	3301
Opponents		326	1126	9	51	121	1242	4	44	121-238-14	1242	4	44	20	389	0	48	10	16	0	12	2368

Cincinnati Averages

Games	Avg/ rush	Avg/ catch	Pass effic	KR avg	PR avg	All purpose avg/game	Total offense avg/game
8	5.5	12.9	154.2	26.9	9.3	490.0	412.6

Date	Opponent	Tackles				Sacks	Fumble	Pass Defense			blkd	PAT attempts			off			
		ua	a	total	tfl-yds	no-yds	ff	fr-yds	int-yds	qbh	brup	kick	kick	rush	rcv	saf	t/o	pts
09/04/2021	Miami (OH)	31	42	73	5.0-17	2-11	1	0-0	0-0	6	5	0	7-7	0	0	0	0	49
09/11/2021	Murray St.	37	30	67	8.0-12	1-3	0	1-0	3-13	3	4	0	6-6	0	0	0	14	42
09/18/2021	at Indiana	40	18	58	6.0-11	1-6	1	2-0	3-43	4	5	0	3-4	0	1	0	11	38
10/02/2021	at Notre Dame	42	22	64	8.0-25	2-15	0	1-0	2-31	4	8	0	3-3	0	0	0	7	24
10/08/2021	Temple	29	40	69	6.0-32	6-32	1	0-0	1-21	4	1	0	7-7	0	0	0	7	52
10/16/2021	UCF	36	30	66	1.0-2	1-2	0	0-0	2-4	2	3	1	8-8	0	0	0	14	56
10/23/2021	at Navy	58	46	104	11.0-27	1-6	0	0-0	1-1	1	2	1	3-3	0	0	0	0	27
10/30/2021	at Tulane	53	6	59	7.0-40	4-32	2	2-0	2-7	0	1	0	4-4	0	0	0	3	31
Cincinnati		326	234	560	52.0-166	18-107	5	6-0	14-120	24	29	2	41-42	0	1	0	56	319
Opponents		281	198	479	27.0-121	13-96	5	5-9	5-66	11	19	0	13-14	0	0	1	31	114

Date	Opponent	Punting										Field Goals			Kickoffs			
		no.	yds	avg	long	blkd	tb	fc	50+	i20	md-att	long	blkd	no.	yds	avg	tb	ob
09/04/2021	Miami (OH)	2	81	40.5	44	0	0	2	0	0	0-0	0	0	8	468	58.5	3	2
09/11/2021	Murray St.	4	181	45.3	50	0	1	2	1	2	0-1	0	0	7	385	55.0	4	1
09/18/2021	at Indiana	5	211	42.2	51	0	0	3	1	0	1-2	32	0	6	379	63.2	1	1
10/02/2021	at Notre Dame	5	219	43.8	50	0	1	2	1	0	1-3	23	0	5	312	62.4	1	0
10/08/2021	Temple	3	142	47.3	48	0	0	0	0	1	1-2	30	0	9	578	64.2	7	0
10/16/2021	UCF	5	210	42.0	52	0	0	0	1	3	0-0	0	0	9	580	64.4	7	0
10/23/2021	at Navy	4	168	42.0	46	0	0	2	0	2	2-2	52	0	5	268	53.6	0	0
10/30/2021	at Tulane	3	115	38.3	46	0	0	2	0	2	1-1	27	0	7	385	55.0	2	0
Cincinnati		31	1327	42.8	52	0	2	13	4	10	6-11	52	0	56	3355	59.9	25	4
Opponents		45	1890	42.0	64	1	2	13	10	9	5-7	55	1	25	1391	55.6	10	1



2021-22 Cincinnati Football Opponents Game-by-Game All games

Page 1/1
as of Oct 31, 2021

Date	Opponent	Rushing				Receiving				Passing				Kick Returns				Punt Returns				tot off
		no.	yds	td	lg	no.	yds	td	lg	cmp-att-int	yds	td	lg	no.	yds	td	lg	no.	yds	td	lg	
09/04/2021	Miami (OH)	45	169	1	19	9	109	0	40	9-28-0	109	0	40	3	48	0	21	0	0	0	0	278
09/11/2021	Murray St.	37	93	1	12	17	149	0	23	17-29-3	149	0	23	2	31	0	19	1	4	0	4	242
09/18/2021	at Indiana	37	152	1	37	17	224	2	44	17-40-3	224	2	44	2	31	0	16	0	0	0	0	376
10/02/2021	at Notre Dame	28	84	1	16	23	257	1	32	23-46-2	257	1	32	4	87	0	30	2	1	0	6	341
10/08/2021	Temple	29	84	0	33	18	150	0	26	18-32-1	150	0	26	2	40	0	21	3	5	0	9	234
10/16/2021	UCF	38	165	2	51	17	144	1	35	17-28-2	144	1	35	1	3	0	3	2	-10	0	0	309
10/23/2021	at Navy	67	192	2	19	11	116	0	26	11-17-1	116	0	26	3	92	0	48	2	16	0	12	308
10/30/2021	at Tulane	45	187	1	47	9	93	0	17	9-18-2	93	0	17	3	57	0	22	0	0	0	0	280
Opponents		326	1126	9	51	121	1242	4	44	121-238-14	1242	4	44	20	389	0	48	10	16	0	12	2368
Cincinnati		262	1432	22	79	145	1869	19	81	145-230-5	1869	19	81	13	350	1	99	16	149	0	30	3301

Opponents Averages

Games	Avg/ rush	Avg/ catch	Pass effic	KR avg	PR avg	All purpose avg/game	Total offense avg/game
8	3.5	10.3	88.5	19.5	1.6	354.9	296.0

Date	Opponent	Tackles				Sacks	Fumble		Pass Defense			blkd	PAT attempts			off		
		ua	a	total	tfl-yds	no-yds	ff	fr-yds	int-yds	qbh	brup	kick	kick	rush	rcv	saf	t/o	pts
09/04/2021	Miami (OH)	30	30	60	5.0-24	2-16	0	0-0	2-32	0	0	0	2-2	0	0	0	7	14
09/11/2021	Murray St.	34	22	56	3.0-12	2-9	1	1-0	0-0	0	1	0	1-1	0	0	0	0	7
09/18/2021	at Indiana	40	20	60	4.0-15	2-12	2	1-9	1-0	1	3	0	3-3	0	0	0	14	24
10/02/2021	at Notre Dame	34	22	56	2.0-11	1-10	1	1-0	0-0	5	4	0	1-2	0	0	0	7	13
10/08/2021	Temple	36	34	70	1.0-6	1-6	0	1-0	0-0	0	3	0	0-0	0	0	0	0	3
10/16/2021	UCF	34	28	62	1.0-12	1-12	1	1-0	0-0	2	3	0	3-3	0	0	0	0	21
10/23/2021	at Navy	28	26	54	6.0-13	1-7	0	0-0	1-1	3	2	0	2-2	0	0	0	0	20
10/30/2021	at Tulane	45	16	61	5.0-28	3-24	0	0-0	1-33	0	3	0	1-1	0	0	1	3	12
Opponents		281	198	479	27.0-121	13-96	5	5-9	5-66	11	19	0	13-14	0	0	1	31	114
Cincinnati		326	234	560	52.0-166	18-107	5	6-0	14-120	24	29	2	41-42	0	1	0	56	319

Date	Opponent	Punting										Field Goals			Kickoffs			
		no.	yds	avg	long	blkd	tb	fc	50+	i20	md-att	long	blkd	no.	yds	avg	tb	ob
09/04/2021	Miami (OH)	6	212	35.3	53	0	0	3	1	2	0-0	0	0	4	200	50.0	0	0
09/11/2021	Murray St.	5	187	37.4	45	0	0	2	0	0	0-1	0	0	2	104	52.0	0	0
09/18/2021	at Indiana	4	178	44.5	55	0	0	0	1	1	1-1	49	0	5	323	64.6	3	0
10/02/2021	at Notre Dame	6	278	46.3	52	0	1	2	1	2	0-0	0	0	3	195	65.0	3	0
10/08/2021	Temple	7	300	42.9	58	0	0	4	1	1	1-1	55	0	2	127	63.5	1	0
10/16/2021	UCF	9	372	41.3	53	1	1	1	4	0	0-0	0	0	4	195	48.8	2	1
10/23/2021	at Navy	4	184	46.0	64	0	0	0	1	1	2-3	33	1	3	120	40.0	0	0
10/30/2021	at Tulane	4	179	44.8	61	0	0	1	1	2	1-1	41	0	2	127	63.5	1	0
Opponents		45	1890	42.0	64	1	2	13	10	9	5-7	55	1	25	1391	55.6	10	1
Cincinnati		31	1327	42.8	52	0	2	13	4	10	6-11	52	0	56	3355	59.9	25	4



2021-22 Cincinnati Football
Overall Team Statistics
All games

Page 1/2
as of Oct 31, 2021

Team Statistics

	UC	OPP
Scoring	319	114
Points per game	39.9	14.3
Points Off Turnovers	56	31
First Downs	158	138
Rushing	77	61
Passing	72	64
Penalty	9	13
Rushing Yardage	1432	1126
Yards gained rushing	1567	1323
Yards lost rushing	135	197
Rushing attempts	262	326
Average per rush	5.5	3.5
Average per game	179.0	140.8
TDs Rushing	22	9
Passing Yardage	1869	1242
Comp-Att-Int	145-230-5	121-238-14
Average per pass	8.1	5.2
Average per catch	12.9	10.3
Average per game	233.6	155.3
TDs Passing	19	4
Total offense	3301	2368
Total plays	492	564
Average per play	6.7	4.2
Average per game	412.6	296.0
Kick returns: #-Yards	13-350	20-389
Punt returns: #-Yards	16-149	10-16
Int returns: #-Yards	14-120	5-66
Kick return average	26.9	19.5
Punt return average	9.3	1.6
Int return average	8.6	13.2
Fumbles-Lost	9-4	11-5
Penalties-Yards	55-411	60-429
Average per game	51.4	53.6
Punts-Yards	31-1327	45-1890
Average per punt	42.8	42.0
Net punt average	41.5	38.2
Kickoffs-Yards	56-3355	25-1391
Average per kick	59.9	55.6
Net kick average	39.2	32.8
Time of possession / game	26:35	33:19
3rd-down conversion	38/89	43/126
3rd-down pct	43%	34%
4rd-down conversion	7/8	10/23



2021-22 Cincinnati Football
Overall Team Statistics
All games

Page 2/2
 as of Oct 31, 2021

	UC	OPP
4rd-down pct	88%	43%
Sacks by-Yards	18-107	13-96
Misc Yards	0	0
Touchdowns scored	43	14
Field goals - attempts	6-11	5-7
On-Side kicks	0-0	1-1
Red-zone scores	(32-37) 86%	(13-22) 59%
Red-zone touchdowns	(27-37) 73%	(11-22) 50%
PAT-attempts	(42-43) 98%	(13-14) 93%
Attendance	147432	179294
Games / Avg per game	4/36858	4/44824
Neutral site games	-	0/0

Score by Periods

Team	1st	2nd	3rd	4th	OT	TOT
Cincinnati	59	89	83	88	0	319
Opponents	14	39	24	37	0	114



2021-22 Cincinnati Football
Overall Defense Statistics
All games

Page 1/2
 as of Oct 31, 2021

Team Defense

##	Player	gp	Tackles				Sacks	Pass defense			Fumbles		blkd	
			ua	a	tot	tfl/yds		int-yds	brup	qbh	fr-yds	ff	kick	saf
41	Joel Dublanko	8	37	32	69	6.5-21	2-15	.	.	7	.	1	.	.
0	Darrian Beavers	8	27	31	58	5.5-25	3.5-22	.	2	1	2-0	2	.	.
20	Deshawn Pace	8	33	22	55	5.5-11	0.5-2	3-70	1	.
6	Bryan Cook	8	29	14	43	1-2	1-2	1-0	4
92	Curtis Brooks	7	20	11	31	7.5-24	2.5-11	.	.	1	1-0	.	.	.
13	Ty Van Fossen	7	19	11	30	3.5-7	.	.	1	1
42	Malik Vann	8	17	11	28	7.5-25	2.5-13	.	3	1	.	1	.	.
3	Ja'von Hicks	8	18	9	27	0.5-1	.	2-18	1
7	Coby Bryant	8	18	7	25	.	.	3-21	9	.	.	1	.	.
18	Jowon Briggs	8	4	18	22	1-16	1-16	.	.	1
1	Ahmad Gardner	8	13	7	20	.	.	2-4	2
24	Jaheim Thomas	6	8	10	18	0.5-3	0.5-3	.	.	1
21	Myjai Sanders	8	10	8	18	3.5-4	1-2	.	1	8	1-0	.	.	.
9	Arquon Bush	7	11	5	16	.	.	3-7	5
99	Marcus Brown	7	7	8	15
90	Jabari Taylor	6	8	6	14	2.5-14	1.5-12	.	.	1
29	Jacob Dingle	3	5	4	9
2	Wilson Huber	7	4	5	9	1-7	1-7	.	1	.	1-0	.	.	.
12	Todd Bumphis	5	4	2	6
97	Eric Phillips	4	3	2	5	1
37	Devin Hightower	2	2	3	5
4	Ethan Wright	3	3	.	3
10	Bryon Threats	3	2	1	3
5	Jaquan Sheppard	2	2	1	3
23	Daved Jones Jr.	2	1	2	3	1.5-3	0.5-2
36	Will Adams	2	3	.	3
21	Tyler Scott	2	1	1	2
9	Desmond Ridder	2	2	.	2	1-0
7	Tre Tucker	2	2	.	2
15	Taj Ward	1	.	2	2
34	Justin Wodtly	2	2	.	2	1-2
81	Josh Whyte	2	1	.	1	1	.
75	John Williams	1	1	.	1	1-0	1-0	.	.	.
24	Jerome Ford	1	1	.	1
11	Sammy Anderson	1	1	.	1	1-1
98	Mychal Keys	2	1	.	1	1
15	Nate Meyer	1	1	.	1
30	Rob Jackson	1	1	.	1
11	Leonard Taylor	1	1	.	1
91	Alex Bales	1	1	.	1
0	Charles McClelland	1	1	.	1



2021-22 Cincinnati Football
Overall Defense Statistics
All games

Page 2/2
 as of Oct 31, 2021

			Tackles				Sacks	Pass defense			Fumbles	blkd		
##	Player	gp	ua	a	tot	tfl/yds	no-yds	int-yds	brup	qbh	fr-yds	ff	kick	saf
8	Michael Young	1	1	.	1
	Totals	8	326	234	560	52-166	18-107	14-120	29	24	6-0	5	2	0
	Opponents	8	281	198	479	27-121	13-96	5-66	19	11	5-9	5	0	1



2021-22 Cincinnati Football
Team Game Highs
All games

Page 1/1
 as of Oct 31, 2021

Cincinnati - Game Highs

RUSHES	42	UCF (10/16/2021)
YARDS RUSHING	336	UCF (10/16/2021)
YARDS PER RUSH	8.5	Temple (10/08/2021)
TD RUSHES	6	UCF (10/16/2021)
PASS ATTEMPTS	36	at Indiana (09/18/2021)
PASS COMPLETIONS	23	Temple (10/08/2021)
YARDS PASSING	297	at Notre Dame (10/02/2021)
YARDS PER PASS	11.3	Miami (OH) (09/04/2021)
TD PASSES	4	Miami (OH) (09/04/2021)
TOTAL PLAYS	72	at Indiana (09/18/2021)
TOTAL OFFENSE	542	Temple (10/08/2021)
	542	Miami (OH) (09/04/2021)
YARDS PER PLAY	9.5	Miami (OH) (09/04/2021)
POINTS	56	UCF (10/16/2021)
SACKS BY	6	Temple (10/08/2021)
FIRST DOWNS	27	Miami (OH) (09/04/2021)
PENALTIES	11	at Navy (10/23/2021)
	11	at Indiana (09/18/2021)
PENALTY YARDS	93	at Navy (10/23/2021)
TURNOVERS	2	at Indiana (09/18/2021)
	2	Miami (OH) (09/04/2021)
PUNTS	5	UCF (10/16/2021)
	5	at Notre Dame (10/02/2021)
	5	at Indiana (09/18/2021)
PUNTING AVG	47.3	Temple (10/08/2021)
LONG PUNT	52	UCF (10/16/2021)
PUNTS INSIDE 20	3	UCF (10/16/2021)
LONG PUNT RETURN	30	Temple (10/08/2021)



2021-22 Cincinnati Football
Opponent Match Highs
All games

Page 1/1
as of Oct 31, 2021

Opponent - Game Highs

RUSHES	67	at Navy (10/23/2021)
YARDS RUSHING	192	at Navy (10/23/2021)
YARDS PER RUSH	4.3	UCF (10/16/2021)
TD RUSHES	2	at Navy (10/23/2021)
	2	UCF (10/16/2021)
PASS ATTEMPTS	46	at Notre Dame (10/02/2021)
PASS COMPLETIONS	23	at Notre Dame (10/02/2021)
YARDS PASSING	257	at Notre Dame (10/02/2021)
YARDS PER PASS	6.8	at Navy (10/23/2021)
TD PASSES	2	at Indiana (09/18/2021)
TOTAL PLAYS	84	at Navy (10/23/2021)
TOTAL OFFENSE	376	at Indiana (09/18/2021)
YARDS PER PLAY	4.9	at Indiana (09/18/2021)
POINTS	24	at Indiana (09/18/2021)
SACKS BY	3	at Tulane (10/30/2021)
FIRST DOWNS	22	at Navy (10/23/2021)
PENALTIES	13	Miami (OH) (09/04/2021)
PENALTY YARDS	100	Miami (OH) (09/04/2021)
TURNOVERS	4	at Tulane (10/30/2021)
	4	at Indiana (09/18/2021)
	4	Murray St. (09/11/2021)
PUNTS	9	UCF (10/16/2021)
PUNTING AVG	46.3	at Notre Dame (10/02/2021)
LONG PUNT	64	at Navy (10/23/2021)
PUNTS INSIDE 20	2	at Tulane (10/30/2021)
	2	at Notre Dame (10/02/2021)
	2	Miami (OH) (09/04/2021)
LONG PUNT RETURN	12	at Navy (10/23/2021)



2021-22 Cincinnati Football
Team Match Lows
All games

Page 1/1
as of Oct 31, 2021

Cincinnati - Game Lows

RUSHES	21	at Navy (10/23/2021)
YARDS RUSHING	93	at Notre Dame (10/02/2021)
YARDS PER RUSH	3.1	at Notre Dame (10/02/2021)
TD RUSHES	1 1 1	at Tulane (10/30/2021) at Navy (10/23/2021) at Notre Dame (10/02/2021)
PASS ATTEMPTS	23	UCF (10/16/2021)
PASS COMPLETIONS	13	UCF (10/16/2021)
YARDS PASSING	140	UCF (10/16/2021)
YARDS PER PASS	5.8	at Indiana (09/18/2021)
TD PASSES	1 1	UCF (10/16/2021) at Indiana (09/18/2021)
TOTAL PLAYS	51	at Navy (10/23/2021)
TOTAL OFFENSE	271	at Navy (10/23/2021)
YARDS PER PLAY	4.7	at Indiana (09/18/2021)
POINTS	24	at Notre Dame (10/02/2021)
SACKS BY	1 1 1 1	at Navy (10/23/2021) UCF (10/16/2021) at Indiana (09/18/2021) Murray St. (09/11/2021)
FIRST DOWNS	14	at Navy (10/23/2021)
PENALTIES	3	at Tulane (10/30/2021)
PENALTY YARDS	20	at Tulane (10/30/2021)
INTERCEPTIONS BY	0	Miami (OH) (09/04/2021)
PUNTS	2	Miami (OH) (09/04/2021)
PUNTING AVG	38.3	at Tulane (10/30/2021)
LONG PUNT	44	Miami (OH) (09/04/2021)
PUNTS INSIDE 20	0 0 0	at Notre Dame (10/02/2021) at Indiana (09/18/2021) Miami (OH) (09/04/2021)
LONG PUNT RETURN	0	Miami (OH) (09/04/2021)



2021-22 Cincinnati Football
Opponent Match Lows
All games

Page 1/1
as of Oct 31, 2021

Opponent - Game Lows

RUSHES	28	at Notre Dame (10/02/2021)
YARDS RUSHING	84	Temple (10/08/2021)
	84	at Notre Dame (10/02/2021)
YARDS PER RUSH	2.5	Murray St. (09/11/2021)
TD RUSHES	0	Temple (10/08/2021)
PASS ATTEMPTS	17	at Navy (10/23/2021)
PASS COMPLETIONS	9	at Tulane (10/30/2021)
	9	Miami (OH) (09/04/2021)
YARDS PASSING	93	at Tulane (10/30/2021)
YARDS PER PASS	3.9	Miami (OH) (09/04/2021)
TD PASSES	0	at Tulane (10/30/2021)
	0	at Navy (10/23/2021)
	0	Temple (10/08/2021)
	0	Murray St. (09/11/2021)
	0	Miami (OH) (09/04/2021)
TOTAL PLAYS	61	Temple (10/08/2021)
TOTAL OFFENSE	234	Temple (10/08/2021)
YARDS PER PLAY	3.7	Murray St. (09/11/2021)
	3.7	at Navy (10/23/2021)
POINTS	3	Temple (10/08/2021)
SACKS BY	1	at Navy (10/23/2021)
	1	UCF (10/16/2021)
	1	Temple (10/08/2021)
	1	at Notre Dame (10/02/2021)
FIRST DOWNS	14	UCF (10/16/2021)
	14	Temple (10/08/2021)
PENALTIES	3	at Navy (10/23/2021)
PENALTY YARDS	25	at Navy (10/23/2021)
INTERCEPTIONS BY	0	UCF (10/16/2021)
	0	Temple (10/08/2021)
	0	at Notre Dame (10/02/2021)
	0	Murray St. (09/11/2021)
PUNTS	4	at Tulane (10/30/2021)
	4	at Navy (10/23/2021)
	4	at Indiana (09/18/2021)
PUNTING AVG	35.3	Miami (OH) (09/04/2021)
LONG PUNT	45	Murray St. (09/11/2021)
PUNTS INSIDE 20	0	Murray St. (09/11/2021)
	0	UCF (10/16/2021)
LONG PUNT RETURN	0	at Tulane (10/30/2021)
	0	UCF (10/16/2021)
	0	at Indiana (09/18/2021)
	0	Miami (OH) (09/04/2021)



2021-22 Cincinnati Football
Individual Game Highs
All games

Page 1/1
as of Oct 31, 2021

Cincinnati - Individual Game Highs

RUSHES	20	Jerome Ford vs UCF (10/16/2021)
	20	Jerome Ford at Indiana (09/18/2021)
YARDS RUSHING	189	Jerome Ford vs UCF (10/16/2021)
TD RUSHES	4	Jerome Ford vs UCF (10/16/2021)
LONG RUSH	79	Jerome Ford vs UCF (10/16/2021)
PASS ATTEMPTS	36	Desmond Ridder at Indiana (09/18/2021)
PASS COMPLETIONS	22	Desmond Ridder vs Temple (10/08/2021)
YARDS PASSING	297	Desmond Ridder at Notre Dame (10/02/2021)
TD PASSES	4	Desmond Ridder vs Miami (OH) (09/04/2021)
LONG PASS	81	Desmond Ridder vs Miami (OH) (09/04/2021)
RECEPTIONS	6	Alec Pierce vs Temple (10/08/2021)
	6	Alec Pierce at Notre Dame (10/02/2021)
YARDS RECEIVING	144	Alec Pierce at Notre Dame (10/02/2021)
TD RECEPTIONS	2	Josh Whyte at Tulane (10/30/2021)
	2	Josh Whyte at Navy (10/23/2021)
LONG RECEPTION	81	Tyler Scott vs Miami (OH) (09/04/2021)
PUNTS	5	Mason Fletcher vs UCF (10/16/2021)
	5	Mason Fletcher at Notre Dame (10/02/2021)
	5	Mason Fletcher at Indiana (09/18/2021)
PUNTING AVG	47.3	Mason Fletcher vs Temple (10/08/2021)
LONG PUNT	52	Mason Fletcher vs UCF (10/16/2021)
PUNTS INSIDE 20	3	Mason Fletcher vs UCF (10/16/2021)
LONG PUNT RETURN	30	Ryan Montgomery vs Temple (10/08/2021)
LONG KICKOFF RETURN	99	Tre Tucker at Indiana (09/18/2021)
TACKLES	15	Joel Dublanko at Navy (10/23/2021)
SACKS	1	Myjai Sanders at Tulane (10/30/2021)
	1	Jowon Briggs at Tulane (10/30/2021)
	1	Malik Vann at Tulane (10/30/2021)
	1	Curtis Brooks at Navy (10/23/2021)
	1	Curtis Brooks vs UCF (10/16/2021)
	1	Joel Dublanko vs Temple (10/08/2021)
	1	Malik Vann vs Temple (10/08/2021)
	1	Darrian Beavers vs Temple (10/08/2021)
	1	Bryan Cook vs Temple (10/08/2021)
	1	Wilson Huber vs Temple (10/08/2021)
	1	Darrian Beavers at Indiana (09/18/2021)
	1	Jabari Taylor vs Miami (OH) (09/04/2021)
TACKLES FOR LOSS	3	Curtis Brooks at Navy (10/23/2021)



2021-22 Cincinnati Football
Opponent Individual Match Highs
All games

Page 1/1
as of Oct 31, 2021

Opponent - Individual Game Highs

RUSHES	21	Tai Lavatai at Navy (10/23/2021)
	21	Stephen Carr at Indiana (09/18/2021)
YARDS RUSHING	106	Tyjae Spears at Tulane (10/30/2021)
TD RUSHES	2	Tai Lavatai at Navy (10/23/2021)
LONG RUSH	51	Ryan O'Keefe vs UCF (10/16/2021)
PASS ATTEMPTS	40	Michael Penix Jr. at Indiana (09/18/2021)
PASS COMPLETIONS	17	Mikey Keene vs UCF (10/16/2021)
	17	Michael Penix Jr. at Indiana (09/18/2021)
	17	Preston Rice vs Murray St. (09/11/2021)
YARDS PASSING	224	Michael Penix Jr. at Indiana (09/18/2021)
TD PASSES	2	Michael Penix Jr. at Indiana (09/18/2021)
LONG PASS	44	Michael Penix Jr. at Indiana (09/18/2021)
RECEPTIONS	8	Michael Mayer at Notre Dame (10/02/2021)
YARDS RECEIVING	120	D.J. Matthews Jr. at Indiana (09/18/2021)
TD RECEPTIONS	1	Brandon Johnson vs UCF (10/16/2021)
	1	Braden Lenzy at Notre Dame (10/02/2021)
	1	Peyton Hendershot at Indiana (09/18/2021)
	1	Stephen Carr at Indiana (09/18/2021)
LONG RECEPTION	44	D.J. Matthews Jr. at Indiana (09/18/2021)
FIELD GOALS	2	Bijan Nichols at Navy (10/23/2021)
LONG FIELD GOALS	55	Rory Bell vs Temple (10/08/2021)
PUNTS	8	Andrew Osteen vs UCF (10/16/2021)
PUNTING AVG	46.3	Jay Bramblett at Notre Dame (10/02/2021)
LONG PUNT	64	Riley Riethman at Navy (10/23/2021)
PUNTS INSIDE 20	2	Ryan Wright at Tulane (10/30/2021)
	2	Jay Bramblett at Notre Dame (10/02/2021)
	2	Dom Dzioban vs Miami (OH) (09/04/2021)
LONG PUNT RETURN	12	Chance Warren at Navy (10/23/2021)
LONG KICKOFF RETURN	48	Maquel Haywood at Navy (10/23/2021)
TACKLES	11	Jamal Glenn at Navy (10/23/2021)
	11	Amir Tyler vs Temple (10/08/2021)
SACKS	2	Ryder Anderson at Indiana (09/18/2021)
TACKLES FOR LOSS	2.5	Darius Hodges at Tulane (10/30/2021)
	2.5	Diego Fagot at Navy (10/23/2021)
	2.5	Ryder Anderson at Indiana (09/18/2021)
INTERCEPTIONS	1	Macon Clark at Tulane (10/30/2021)
	1	Jamal Glenn at Navy (10/23/2021)
	1	Marcelino McCrary-Ball at Indiana (09/18/2021)
	1	John Saunders Jr. vs Miami (OH) (09/04/2021)
	1	Sterling Weatherford vs Miami (OH) (09/04/2021)



2021-22 Cincinnati Football Individual Statistics All games

Page 1/4
as of Oct 31, 2021

Rushing

Player	gp	att	gain	loss	net	avg	td	lg	avg/g
Jerome Ford	8	135	879	15	864	6.4	14	79	108.0
Desmond Ridder	8	55	283	102	181	3.3	3	37	22.6
Ryan Montgomery	8	22	140	2	138	6.3	0	26	17.3
Charles McClelland	7	20	109	5	104	5.2	1	28	14.9
Ethan Wright	7	13	95	0	95	7.3	2	58	13.6
Evan Prater	6	9	61	0	61	6.8	2	16	10.2
Team	8	8	0	11	-11	-1.4	0	0	-1.4
Total	8	262	1567	135	1432	5.5	22	79	179.0
Opponents	8	326	1323	197	1126	3.5	9	51	140.8

Passing

Player	gp	effic	comp-att-int	pct	yds	td	lg	avg/g
Desmond Ridder	8	155.4	143-225-4	63.6	1847	18	81	230.9
Evan Prater	6	103.0	2-5-1	40.0	22	1	18	3.7
Total	8	154.2	145-230-5	63.0	1869	19	81	233.6
Opponents	8	88.5	121-238-14	50.8	1242	4	44	155.3

Receiving

Player	gp	no.	yds	avg	td	lg	avg/g
Alec Pierce	8	29	490	16.9	2	45	61.3
Leonard Taylor	8	19	185	9.7	2	36	23.1
Michael Young	8	18	197	10.9	1	38	24.6
Tre Tucker	8	16	197	12.3	1	48	24.6
Josh Whyte	8	15	212	14.1	5	31	26.5
Tyler Scott	8	15	280	18.7	3	81	35.0
Jerome Ford	8	13	102	7.8	1	26	12.8
Jadon Thompson	6	7	120	17.1	0	47	20.0
Jordan Jones	4	3	20	6.7	0	9	5.0
Charles McClelland	7	3	18	6.0	0	8	2.6
Ryan Montgomery	8	2	9	4.5	1	8	1.1
Ethan Wright	7	2	15	7.5	0	10	2.1
Payten Singletary	5	2	22	11.0	1	18	4.4
Noah Davis	6	1	2	2.0	1	2	0.3
Total	8	145	1869	12.9	19	81	233.6
Opponents	8	121	1242	10.3	4	44	155.3

Punt Returns

Player	no.	yds	avg	td	lg
Ryan Montgomery	15	154	10.3	0	30
Tre Tucker	1	-5	-5.0	0	0
Total	16	149	9.3	0	30
Opponents	10	16	1.6	0	12

Interceptions

Player	no.	yds	avg	td	lg
Coby Bryant	3	21	7.0	1	21
Arquon Bush	3	7	2.3	0	4
Deshawn Pace	3	70	23.3	0	39
Ja'von Hicks	2	18	9.0	0	11
Ahmad Gardner	2	4	2.0	0	4
Bryan Cook	1	0	0.0	0	0
Total	14	120	8.6	1	39
Opponents	5	66	13.2	1	33

Kick Returns

Player	no.	yds	avg	td	lg
Tre Tucker	11	320	29.1	1	99
Michael Kopaygorodsky	1	8	8.0	0	8
Tyler Scott	1	22	22.0	0	22
Total	13	350	26.9	1	99
Opponents	20	389	19.5	0	48

Fumble Returns

Player	no.	yds	avg	td	lg
Total	0	0	0.0	0	0
Opponents	0	9	0.0	0	9



2021-22 Cincinnati Football
Individual Statistics
All games

Page 2/4
as of Oct 31, 2021

Scoring

Player	td	fg	PAT				dxdp	saf	pts
			kick	rush	rcv	pass			
Jerome Ford	15	-	-	-	-	-	-	-	90
Cole Smith	-	3-8	34-35	-	-	-	-	-	43
Josh Whyte	5	-	-	-	-	-	-	-	30
Desmond Ridder	4	-	-	-	-	1	-	-	24
Tyler Scott	3	-	-	-	-	-	-	-	18
Leonard Taylor	2	-	-	-	1	-	-	-	14
Ethan Wright	2	-	-	-	-	-	-	-	12
Evan Prater	2	-	-	-	-	-	-	-	12
Christian Lowery	-	2-2	6-6	-	-	-	-	-	12
Tre Tucker	2	-	-	-	-	-	-	-	12
Alec Pierce	2	-	-	-	-	-	-	-	12
Coby Bryant	1	-	-	-	-	-	-	-	6
Noah Davis	1	-	-	-	-	-	-	-	6
Michael Young	1	-	-	-	-	-	-	-	6
Charles McClelland	1	-	-	-	-	-	-	-	6
Payten Singletary	1	-	-	-	-	-	-	-	6
Ryan Montgomery	1	-	-	-	-	-	-	-	6
Alex Bales	-	1-1	-	-	-	-	-	-	3
Jabari Taylor	-	-	1-1	-	-	-	-	-	1
Total	43	6-11	41-42	0	1	1	0	0	319
Opponents	14	5-7	13-14	0	0	0	0	1	114

Total Offense

Player	g	plays	rush	pass	total	avg/g
Desmond Ridder	8	280	181	1847	2028	253.5
Jerome Ford	8	135	864	0	864	108.0
Ryan Montgomery	8	22	138	0	138	17.3
Charles McClelland	7	20	104	0	104	14.9
Ethan Wright	7	13	95	0	95	13.6
Evan Prater	6	14	61	22	83	13.8
Team	8	0	-11	0	-11	-1.4
Total	8	492	1432	1869	3301	412.6
Opponents	8	564	1126	1242	2368	296.0

Punting

Player	no.	yds	avg	lg	tb	fc	i20	50+	blk
Mason Fletcher	31	1327	42.8	52	2	13	10	4	0
Total	31	1327	42.8	52	2	13	10	4	0
Opponents	45	1890	42.0	64	2	13	9	10	1

Kickoffs

Player	no.	yds	avg	tb	ob	retn	net	ydl
Alex Bales	49	3015	61.5	25	1			
Cole Smith	7	340	48.6	0	3			
Total	56	3355	59.9	25	4	14	39.2	25
Opponents	25	1391	55.6	10	1	9	32.8	32

Field Goals

Player	fg	pct.	01-19	20-29	30-39	40-49	50-99	lg	blk
Cole Smith	3-8	37.5	0-0	1-1	2-5	0-2	0-0	32	0
Christian Lowery	2-2	100.0	0-0	1-1	1-1	0-0	0-0	32	0
Alex Bales	1-1	100.0	0-0	0-0	0-0	0-0	1-1	52	0
Opponents	5-7	71.4	0-0	1-1	1-2	2-2	1-2	55	1

FG Sequence

Team Name	Cincinnati	Opponents
Murray St.	37	33
Indiana	(32),42	(49)
Navy	(32),,(52)	(33),51,(27)
Tulane	(27)	(41)

Numbers in (parentheses) indicate field goal was made



2021-22 Cincinnati Football
Individual Statistics
All games

Page 3/4
as of Oct 31, 2021

All Purpose

Player	g	rush	rcv	pr	kr	ir	total	avg/g
Jerome Ford	8	864	102	0	0	0	966	120.8
Tre Tucker	8	0	197	-5	320	0	512	64.0
Alec Pierce	8	0	490	0	0	0	490	61.3
Tyler Scott	8	0	280	0	22	0	302	37.8
Ryan Montgomery	8	138	9	154	0	0	301	37.6
Josh Whyte	8	0	212	0	0	0	212	26.5
Michael Young	8	0	197	0	0	0	197	24.6
Leonard Taylor	8	0	185	0	0	0	185	23.1
Desmond Ridder	8	181	0	0	0	0	181	22.6
Charles McClelland	7	104	18	0	0	0	122	17.4
Jadon Thompson	6	0	120	0	0	0	120	20.0
Ethan Wright	7	95	15	0	0	0	110	15.7
Deshawn Pace	8	0	0	0	0	70	70	8.8
Evan Prater	6	61	0	0	0	0	61	10.2
Payten Singletary	5	0	22	0	0	0	22	4.4
Coby Bryant	8	0	0	0	0	21	21	2.6
Jordan Jones	4	0	20	0	0	0	20	5.0
Ja'von Hicks	8	0	0	0	0	18	18	2.3
Michael Kopaygorodsky	4	0	0	0	8	0	8	2.0
Arquon Bush	7	0	0	0	0	7	7	1.0
Ahmad Gardner	8	0	0	0	0	4	4	0.5
Noah Davis	6	0	2	0	0	0	2	0.3
Team	8	-11	0	0	0	0	-11	-1.4
Total	8	1432	1869	149	350	120	3920	490.0
Opponents	8	1126	1242	16	389	66	2839	354.9



2021-22 Cincinnati Football Combined Team Statistics All games

Page 1/3
as of Oct 31, 2021

Team Results

	Date	Opponent		Score	Att.
	09/04/2021	Miami (OH)	W	49-14	37978
	09/11/2021	Murray St.	W	42-7	33498
	09/18/2021	at Indiana	W	38-24	52656
	10/02/2021	at Notre Dame	W	24-13	77622
*	10/08/2021	Temple	W	52-3	37978
*	10/16/2021	UCF	W	56-21	37978
*	10/23/2021	at Navy	W	27-20	32004
*	10/30/2021	at Tulane	W	31-12	17012

Rushing

Player	gp	att	gain	loss	net	avg	td	lg	avg/g
Jerome Ford	8	135	879	15	864	6.4	14	79	108.0
Desmond Ridder	8	55	283	102	181	3.3	3	37	22.6
Ryan Montgomery	8	22	140	2	138	6.3	0	26	17.3
Charles McClelland	7	20	109	5	104	5.2	1	28	14.9
Ethan Wright	7	13	95	0	95	7.3	2	58	13.6
Evan Prater	6	9	61	0	61	6.8	2	16	10.2
Team	8	8	0	11	-11	-1.4	0	0	-1.4
Total	8	262	1567	135	1432	5.5	22	79	179.0
Opponents	8	326	1323	197	1126	3.5	9	51	140.8

Passing

Player	gp	effic	comp-att-int	pct	yds	td	lg	avg/g
Desmond Ridder	8	155.4	143-225-4	63.6	1847	18	81	230.9
Evan Prater	6	103.0	2-5-1	40.0	22	1	18	3.7
Total	8	154.2	145-230-5	63.0	1869	19	81	233.6
Opponents	8	88.5	121-238-14	50.8	1242	4	44	155.3

Receiving

Player	gp	no.	yds	avg	td	lg	avg/g
Alec Pierce	8	29	490	16.9	2	45	61.3
Leonard Taylor	8	19	185	9.7	2	36	23.1
Michael Young	8	18	197	10.9	1	38	24.6
Tre Tucker	8	16	197	12.3	1	48	24.6
Josh Whyte	8	15	212	14.1	5	31	26.5
Tyler Scott	8	15	280	18.7	3	81	35.0
Jerome Ford	8	13	102	7.8	1	26	12.8
Jadon Thompson	6	7	120	17.1	0	47	20.0
Jordan Jones	4	3	20	6.7	0	9	5.0
Charles McClelland	7	3	18	6.0	0	8	2.6
Ryan Montgomery	8	2	9	4.5	1	8	1.1
Ethan Wright	7	2	15	7.5	0	10	2.1
Payten Singletary	5	2	22	11.0	1	18	4.4
Noah Davis	6	1	2	2.0	1	2	0.3
Total	8	145	1869	12.9	19	81	233.6
Opponents	8	121	1242	10.3	4	44	155.3

Game Records

Record	Overall	Home	Away	Neutral
ALL GAMES	8-0	4-0	4-0	0-0
CONFERENCE	4-0	2-0	2-0	0-0
NON-CONFERENCE	4-0	2-0	2-0	0-0

Team Statistics

	UC	OPP
First Downs	158	138
Rushing	77	61
Passing	72	64
Penalty	9	13
Rushing Yardage	1432	1126
Rushing attempts	262	326
Average per rush	5.5	3.5
Average per game	179.0	140.8
TDs Rushing	22	9
Passing Yardage	1869	1242
Comp-Att-Int	145-230-5	121-238-14
Average per pass	8.1	5.2
Average per catch	12.9	10.3
Average per game	233.6	155.3
TDs Passing	19	4
Total offense	3301	2368
Average per play	6.7	4.2
Average per game	412.6	296.0
Kick returns: #-Yards	13-350	20-389
Punt returns: #-Yards	16-149	10-16
Int returns: #-Yards	14-120	5-66
Fumbles-Lost	9-4	11-5
Penalties-Yards	55-411	60-429
Punts-Avg	31-42.8	45-42.0
Time of possession / game	26:35	33:19
3rd-down conversion	38/89	43/126
4rd-down conversion	7/8	10/23

Interceptions

Player	no.	yds	avg	td	lg
Coby Bryant	3	21	7.0	1	21
Arquon Bush	3	7	2.3	0	4
Deshawn Pace	3	70	23.3	0	39
Ja'von Hicks	2	18	9.0	0	11
Ahmad Gardner	2	4	2.0	0	4
Bryan Cook	1	0	0.0	0	0
Total	14	120	8.6	1	39
Opponents	5	66	13.2	1	33



2021-22 Cincinnati Football Combined Team Statistics All games

Page 2/3
as of Oct 31, 2021

Field Goals

Player	fg	pct.	01-19	20-29	30-39	40-49	50-99	lg	blk
Cole Smith	3-8	37.5	0-0	1-1	2-5	0-2	0-0	32	0
Christian Lowery	2-2	100.0	0-0	1-1	1-1	0-0	0-0	32	0
Alex Bales	1-1	100.0	0-0	0-0	0-0	0-0	1-1	52	0
Opponents	5-7	71.4	0-0	1-1	1-2	2-2	1-2	55	1

Scoring

Player	td	fg	PAT					dpx	saf	pts
			kick	rush	rcv	pass				
Jerome Ford	15	-	-	-	-	-	-	-	-	90
Cole Smith	-	3-8	34-35	-	-	-	-	-	-	43
Josh Whyte	5	-	-	-	-	-	-	-	-	30
Desmond Ridder	4	-	-	-	-	1	-	-	-	24
Tyler Scott	3	-	-	-	-	-	-	-	-	18
Leonard Taylor	2	-	-	-	1	-	-	-	-	14
Ethan Wright	2	-	-	-	-	-	-	-	-	12
Evan Prater	2	-	-	-	-	-	-	-	-	12
Christian Lowery	-	2-2	6-6	-	-	-	-	-	-	12
Tre Tucker	2	-	-	-	-	-	-	-	-	12
Alec Pierce	2	-	-	-	-	-	-	-	-	12
Coby Bryant	1	-	-	-	-	-	-	-	-	6
Noah Davis	1	-	-	-	-	-	-	-	-	6
Michael Young	1	-	-	-	-	-	-	-	-	6
Charles McClelland	1	-	-	-	-	-	-	-	-	6
Payten Singletary	1	-	-	-	-	-	-	-	-	6
Ryan Montgomery	1	-	-	-	-	-	-	-	-	6
Alex Bales	-	1-1	-	-	-	-	-	-	-	3
Jabari Taylor	-	-	1-1	-	-	-	-	-	-	1
Total	43	6-11	41-42	0	1	1	0	0	0	319
Opponents	14	5-7	13-14	0	0	0	0	0	1	114

Score by Periods

Team	1st	2nd	3rd	4th	OT	TOT
Cincinnati	59	89	83	88	0	319
Opponents	14	39	24	37	0	114

Punting

Player	no.	yds	avg	lg	tb	fc	i20	50+	blk
Mason Fletcher	31	1327	42.8	52	2	13	10	4	0
Total	31	1327	42.8	52	2	13	10	4	0
Opponents	45	1890	42.0	64	2	13	9	10	1

Punt Returns

Player	no.	yds	avg	td	lg
Ryan Montgomery	15	154	10.3	0	30
Tre Tucker	1	-5	-5.0	0	0
Total	16	149	9.3	0	30
Opponents	10	16	1.6	0	12

Kick Returns

Player	no.	yds	avg	td	lg
Tre Tucker	11	320	29.1	1	99
Michael Kopaygorodsky	1	8	8.0	0	8
Tyler Scott	1	22	22.0	0	22
Total	13	350	26.9	1	99
Opponents	20	389	19.5	0	48

All Purpose

Player	g	rush	rcv	pr	kr	ir	total	avg/g
Jerome Ford	8	864	102	0	0	0	966	120.8
Tre Tucker	8	0	197	-5	320	0	512	64.0
Alec Pierce	8	0	490	0	0	0	490	61.3
Tyler Scott	8	0	280	0	22	0	302	37.8
Ryan Montgomery	8	138	9	154	0	0	301	37.6
Josh Whyte	8	0	212	0	0	0	212	26.5
Michael Young	8	0	197	0	0	0	197	24.6
Leonard Taylor	8	0	185	0	0	0	185	23.1
Desmond Ridder	8	181	0	0	0	0	181	22.6
Charles McClelland	7	104	18	0	0	0	122	17.4
Jadon Thompson	6	0	120	0	0	0	120	20.0
Ethan Wright	7	95	15	0	0	0	110	15.7
Deshawn Pace	8	0	0	0	0	70	70	8.8
Evan Prater	6	61	0	0	0	0	61	10.2
Payten Singletary	5	0	22	0	0	0	22	4.4
Coby Bryant	8	0	0	0	0	21	21	2.6
Jordan Jones	4	0	20	0	0	0	20	5.0
Ja'von Hicks	8	0	0	0	0	18	18	2.3
Michael Kopaygorodsky	4	0	0	0	8	0	8	2.0
Arquon Bush	7	0	0	0	0	7	7	1.0
Ahmad Gardner	8	0	0	0	0	4	4	0.5
Noah Davis	6	0	2	0	0	0	2	0.3
Total	8	1432	1869	149	350	120	3920	490.0
Opponents	8	1126	1242	16	389	66	2839	354.9

Total Offense

Player	g	plays	rush	pass	total	avg/g
Desmond Ridder	8	280	181	1847	2028	253.5
Jerome Ford	8	135	864	0	864	108.0
Ryan Montgomery	8	22	138	0	138	17.3
Charles McClelland	7	20	104	0	104	14.9
Ethan Wright	7	13	95	0	95	13.6
Evan Prater	6	14	61	22	83	13.8
Total	8	492	1432	1869	3301	412.6
Opponents	8	564	1126	1242	2368	296.0

Team Defense

#	Player	gp	Tackles				Sacks	Pass defense			Fumbles		blkd	
			ua	a	tot	tfl/yds		int-yds	brup	qbh	fr-yds	ff	kick	saf
41	Joel Dublanko	8	37	32	69	6.5-21	2-15	.	.	7	.	1	.	.
0	Darrian Beavers	8	27	31	58	5.5-25	3.5-22	.	2	1	2-0	2	.	.
20	Deshawn Pace	8	33	22	55	5.5-11	0.5-2	3-70
6	Bryan Cook	8	29	14	43	1-2	1-2	1-0	4
92	Curtis Brooks	8	20	11	31	7.5-24	2.5-11	.	.	1	1-0	.	.	.



2021-22 Cincinnati Football
Combined Team Statistics
All games

Page 3/3
 as of Oct 31, 2021

##	Player	gp	Tackles				Sacks	Pass defense			Fumbles		blkd	
			ua	a	tot	tfl/yds	no-yds	int-yds	brup	qbh	fr-yds	ff	kick	saf
13	Ty Van Fossen	8	19	11	30	3.5-7	.	.	1	1
42	Malik Vann	8	17	11	28	7.5-25	2.5-13	.	3	1	.	1	.	.
3	Ja'von Hicks	8	18	9	27	0.5-1	.	2-18	1
7	Coby Bryant	8	18	7	25	.	.	3-21	9	.	.	1	.	.
18	Jowon Briggs	8	4	18	22	1-16	1-16	.	.	1
1	Ahmad Gardner	8	13	7	20	.	.	2-4	2
21	Myjai Sanders	8	10	8	18	3.5-4	1-2	.	1	8	1-0	.	.	.
24	Jaheim Thomas	7	8	10	18	0.5-3	0.5-3	.	.	1
9	Arquon Bush	7	11	5	16	.	.	3-7	5
99	Marcus Brown	7	7	8	15
90	Jabari Taylor	8	8	6	14	2.5-14	1.5-12	.	.	1
2	Wilson Huber	8	4	5	9	1-7	1-7	.	1	.	1-0	.	.	.
29	Jacob Dingle	7	5	4	9
12	Todd Bumphis	8	4	2	6
97	Eric Phillips	6	3	2	5	1
37	Devin Hightower	3	2	3	5
4	Ethan Wright	7	3	.	3
5	Jaquan Sheppard	5	2	1	3
23	Daved Jones Jr.	4	1	2	3	1.5-3	0.5-2
10	Bryon Threats	6	2	1	3
36	Will Adams	7	3	.	3
7	Tre Tucker	8	2	.	2
34	Justin Wodtly	3	2	.	2	1-2
15	Taj Ward	5	.	2	2
9	Desmond Ridder	8	2	.	2	1-0
21	Tyler Scott	8	1	1	2
75	John Williams	6	1	.	1	1-0	1-0	.	.	.
15	Nate Meyer	2	1	.	1
0	Charles McClelland	7	1	.	1
91	Alex Bales	8	1	.	1
11	Sammy Anderson	2	1	.	1	1-1
8	Michael Young	8	1	.	1
24	Jerome Ford	8	1	.	1
98	Mychal Keys	5	1	.	1	1
81	Josh Whyle	8	1	.	1
11	Leonard Taylor	8	1	.	1
30	Rob Jackson	2	1	.	1
Totals		8	326	234	560	52-166	18-107	14-120	29	24	6-0	5	0	0
Opponents		8	281	198	479	27-121	13-96	5-66	19	11	5-9	5	0	1



2021-22 Cincinnati Football Games Played All games

Page 1/3
as of Oct 31, 2021

##	Player	GP-GS	Miami	MSU	IND	ND	Temple	UCF	Navy	Tulane
0	Charles McClelland	7/0	XXX	XXX	XXX	...	XXX	XXX	XXX	XXX
0	Darrian Beavers	8/8	START	START	START	START	START	START	START	START
1	Ahmad Gardner	8/8	START	START	START	START	START	START	START	START
2	Wilson Huber	8/0	XXX	XXX	XXX	XXX	XXX	XXX	XXX	XXX
3	Ja'von Hicks	8/8	START	START	START	START	START	START	START	START
3	Evan Prater	6/0	XXX	XXX	XXX	XXX	XXX	XXX
4	Ethan Wright	7/0	XXX	XXX	XXX	...	XXX	XXX	XXX	XXX
5	Jordan Jones	4/0	XXX	...	XXX	XXX	XXX
5	Jaquan Sheppard	5/0	XXX	XXX	XXX	XXX	XXX	...
6	Bryan Cook	8/8	START	START	START	START	START	START	START	START
7	Coby Bryant	8/8	START	START	START	START	START	START	START	START
7	Tre Tucker	8/0	XXX	XXX	XXX	XXX	XXX	XXX	XXX	XXX
8	Michael Young	8/7	START	START	START	START	START	START	START	XXX
8	Isaiah Cox	0/0
9	Desmond Ridder	8/8	START	START	START	START	START	START	START	START
9	Arquon Bush	7/6	START	START	START	START	START	START	XXX	...
10	Jack Perry	1/0	XXX
10	Bryon Threats	6/0	XXX	XXX	XXX	XXX	XXX	XXX
11	Leonard Taylor	8/7	START	START	START	START	XXX	START	START	START
11	Sammy Anderson	2/0	...	XXX	XXX
12	Alec Pierce	8/7	START	START	START	START	START	START	START	XXX
12	Justin Harris	2/0	...	XXX	XXX
12	Todd Bumphis	8/0	XXX	XXX	XXX	XXX	XXX	XXX	XXX	XXX
13	Ty Van Fossen	8/5	START	START	START	START	XXX	XXX	XXX	START
13	Jacob Hoying	0/0
14	Wyatt Fischer	6/0	XXX	XXX	XXX	...	XXX	...	XXX	XXX
15	Taj Ward	5/0	XXX	XXX	XXX	...	XXX	XXX
15	Nate Meyer	2/0	XXX	XXX
16	Cameron Junior	1/0	XXX
16	Brady Lichtenberg	0/0
17	Cole Smith	6/0	XXX	XXX	XXX	XXX	XXX	XXX
17	Marquez Bell	2/0	...	XXX	XXX
18	Jowon Briggs	8/0	XXX	XXX	XXX	XXX	XXX	XXX	XXX	XXX
18	Chamon Metayer	0/0
19	Brody Ingle	0/0
19	Will Pauling	2/0	XXX	XXX
20	Deshawn Pace	8/3	XXX	XXX	XXX	XXX	START	START	START	XXX
20	Jadon Thompson	6/1	XXX	XXX	XXX	XXX	START	XXX
21	Myjai Sanders	8/7	START	START	START	START	START	START	START	XXX
21	Tyler Scott	8/3	XXX	XXX	START	START	XXX	XXX	START	XXX
22	Ryan Montgomery	8/0	XXX	XXX	XXX	XXX	XXX	XXX	XXX	XXX
22	De'Arre McDonald	1/0	XXX
23	Daved Jones Jr.	4/0	...	XXX	XXX	...	XXX	XXX
23	Drew Donley	1/0	XXX
24	Jerome Ford	8/8	START	START	START	START	START	START	START	START
24	Jaheim Thomas	7/1	XXX	XXX	XXX	...	XXX	XXX	XXX	START
25	Jack Haglage	0/0
25	Shaun Thomas	0/0
26	Myles Montgomery	2/0	XXX	XXX
26	Malik Rainey	0/0
27	Armorian Smith	0/0
29	Jacob Dingle	7/0	XXX	XXX	XXX	XXX	XXX	XXX	XXX	...
29	Ashton Koller	0/0
30	Michael Kopaygorodsky	4/0	...	XXX	XXX	XXX	XXX	...
30	Rob Jackson	2/0	XXX	...	XXX
31	Casey Kirk	2/0	...	XXX	XXX
31	Mason Fletcher	8/0	XXX	XXX	XXX	XXX	XXX	XXX	XXX	XXX
32	James Camden	1/0	...	XXX
33	Zeiqui Lawton	0/0
34	Justin Wodtly	3/0	...	XXX	XXX	XXX



2021-22 Cincinnati Football Games Played All games

Page 2/3
as of Oct 31, 2021

##	Player	GP-GS	Miami	MSU	IND	ND	Temple	UCF	Navy	Tulane
34	Caleb Schmitz	1/0	XXX
35	Ryan Royer	5/0	...	XXX	XXX	...	XXX	XXX	XXX	...
35	Brady Young	0/0
36	Will Adams	7/0	XXX	XXX	XXX	...	XXX	XXX	XXX	XXX
36	Lewis Shepherd	0/0
37	Devin Hightower	3/0	...	XXX	XXX	XXX
39	Bryce Burton	8/0	XXX	XXX	XXX	XXX	XXX	XXX	XXX	XXX
40	Leroy Bowers	0/0
41	Joel Dublanko	8/8	START	START	START	START	START	START	START	START
42	Malik Vann	8/8	START	START	START	START	START	START	START	START
43	Jonah Lytle	1/0	XXX	...
44	Jah-Mal Williams	0/0
45	Barak Faulk	0/0
47	Nate Lawler	6/0	...	XXX	XXX	...	XXX	XXX	XXX	XXX
49	Jack Dingle	0/0
50	Dylan O'Quinn	8/8	START	START	START	START	START	START	START	START
50	Jackson Brusciannelli	0/0
51	Lorenz Metz	8/6	XXX	XXX	START	START	START	START	START	START
52	AJ George	0/0
53	Gavin Gerhardt	3/0	...	XXX	XXX	XXX
54	Izaiah Ruffin	2/0	...	XXX	XXX
54	Nick Grace	0/0
55	Mao Glynn	0/0
56	Jake Renfro	8/8	START	START	START	START	START	START	START	START
57	Ryan Mullaney	1/0	XXX
57	Ben Blevins	1/0	XXX
58	Dontay Corleone	0/0
60	Joe Huber	3/0	...	XXX	XXX	XXX
64	Jake Burns	0/0
65	Cody Lamb	6/0	...	XXX	XXX	...	XXX	XXX	XXX	XXX
66	Landon Fickell	0/0
67	Jaxon Smith	0/0
69	Cam Jones	7/0	XXX	XXX	XXX	...	XXX	XXX	XXX	XXX
70	Joey Groeber	3/0	XXX	...	XXX	XXX
71	Colin Woodside	7/0	XXX	XXX	XXX	...	XXX	XXX	XXX	XXX
72	James Tunstall	8/5	XXX	XXX	XXX	START	START	START	START	START
73	CJ Johnson	2/0	...	XXX	XXX
74	Jeremy Cooper	8/8	START	START	START	START	START	START	START	START
75	John Williams	6/3	START	START	START	...	XXX	XXX	...	XXX
76	Marcelo Mendiola	0/0
77	Vincent McConnell	3/2	START	START	XXX
78	Luke Collinsworth	0/0
80	Chris Scott	4/0	XXX	XXX	XXX	XXX
81	Josh Whyte	8/5	START	START	XXX	XXX	START	START	XXX	START
82	Noah Davis	6/1	...	XXX	XXX	...	XXX	XXX	XXX	START
83	Blue Smith	6/0	XXX	XXX	XXX	...	XXX	XXX	...	XXX
85	Jair Thomas	0/0
85	Triston O'Brien	1/0	XXX
86	Jack Campbell	0/0
87	Joey McBee	0/0
87	Jalen Monrrow	0/0
88	Payten Singletary	5/1	XXX	XXX	XXX	XXX	...	START
89	Sterling Miles	0/0
90	Jabari Taylor	8/0	XXX	XXX	XXX	XXX	XXX	XXX	XXX	XXX
90	Christian Lowery	2/0	XXX	XXX
91	Miles Manigault	1/0	XXX
91	Alex Bales	8/0	XXX	XXX	XXX	XXX	XXX	XXX	XXX	XXX
92	Curtis Brooks	8/8	START	START	START	START	START	START	START	START
94	Chase Brown	0/0
96	Cayson Pfeiffer	8/0	XXX	XXX	XXX	XXX	XXX	XXX	XXX	XXX



2021-22 Cincinnati Football
Games Played
All games

Page 3/3
 as of Oct 31, 2021

##	Player	GP-GS	Miami	MSU	IND	ND	Temple	UCF	Navy	Tulane
96	Dominique Perry	1/0	...	XXX
97	Eric Phillips	6/0	XXX	XXX	XXX	XXX	XXX	XXX
98	Mychal Keys	5/0	XXX	XXX	XXX	...	XXX	XXX
99	Marcus Brown	7/2	XXX	XXX	XXX	...	XXX	XXX	START	START



2021-22 Cincinnati Football
Total Tackles Game-by-Game
All games

Page 1/1
 as of Oct 31, 2021

Total Tackles

Player	S-A	Total	Miami	MSU	IND	ND	Temple	UCF	Navy	Tulane
Joel Dublanko	37-32	69	3-3	3-5	4-2	3-3	2-5	5-7	9-6	8-1
Darrian Beavers	27-31	58	1-5	6-2	6-3	3-4	3-3	0-2	3-11	5-1
Deshawn Pace	33-22	55	2-6	4-3	9-1	5-2	3-4	3-2	6-3	1-1
Bryan Cook	29-14	43	1-2	3-0	5-1	3-1	4-2	4-4	4-4	5-0
Curtis Brooks	20-11	31	2-2	4-1	1-2	1-3	-	2-0	7-3	3-0
Ty Van Fossen	19-11	30	0-1	1-0	3-3	7-1	0-2	-	4-4	4-0
Malik Vann	17-11	28	4-2	0-4	2-1	1-1	1-1	1-1	2-1	6-0
Ja'von Hicks	18-9	27	0-3	2-0	2-0	2-0	2-0	2-0	4-5	4-1
Coby Bryant	18-7	25	4-0	2-1	-	6-1	3-4	1-0	0-1	2-0
Jowon Briggs	4-18	22	0-6	0-4	1-1	1-1	0-4	0-1	1-1	1-0
Ahmad Gardner	13-7	20	2-1	0-2	-	1-1	2-1	4-2	1-0	3-0
Myjai Sanders	10-8	18	1-1	0-1	0-2	2-1	1-0	0-1	5-2	1-0
Jaheim Thomas	8-10	18	1-1	0-2	1-0	DNP	0-3	3-3	-	3-1
Arquon Bush	11-5	16	1-1	3-1	2-1	2-1	0-1	3-0	-	DNP
Marcus Brown	7-8	15	0-1	1-2	0-1	DNP	1-0	0-2	4-2	1-0
Jabari Taylor	8-6	14	4-1	-	-	1-1	0-2	1-0	1-2	1-0
Jacob Dingle	5-4	9	3-1	-	-	1-0	1-3	-	-	DNP
Wilson Huber	4-5	9	0-1	1-1	1-0	-	1-1	1-1	-	0-1
Todd Bumphis	4-2	6	0-1	1-0	1-0	2-0	0-1	-	-	-
Eric Phillips	3-2	5	1-0	-	DNP	DNP	-	0-1	2-1	-
Devin Hightower	2-3	5	DNP	-	DNP	DNP	1-2	1-1	DNP	DNP
Ethan Wright	3-0	3	1-0	-	-	DNP	-	1-0	-	1-0
Will Adams	3-0	3	-	-	-	DNP	2-0	1-0	-	-
Jaquan Sheppard	2-1	3	-	1-0	DNP	DNP	-	1-1	-	DNP
Bryon Threats	2-1	3	-	1-0	-	DNP	DNP	0-1	-	1-0
Daved Jones Jr.	1-2	3	DNP	1-1	-	DNP	0-1	-	DNP	DNP
Tre Tucker	2-0	2	-	-	-	-	-	1-0	1-0	-
Justin Wodtly	2-0	2	DNP	1-0	DNP	DNP	-	1-0	DNP	DNP
Desmond Ridder	2-0	2	-	-	-	1-0	-	-	-	1-0
Tyler Scott	1-1	2	-	-	-	0-1	-	-	1-0	-
Taj Ward	0-2	2	0-2	-	DNP	DNP	-	DNP	-	-
Alex Bales	1-0	1	-	-	-	-	-	-	1-0	-
Mychal Keys	1-0	1	-	-	DNP	DNP	-	DNP	1-0	-
Sammy Anderson	1-0	1	DNP	1-0	DNP	DNP	DNP	-	DNP	DNP
Rob Jackson	1-0	1	DNP	DNP	-	DNP	1-0	DNP	DNP	DNP
Josh Whyle	1-0	1	-	-	-	-	1-0	-	-	-
John Williams	1-0	1	-	-	1-0	DNP	-	-	DNP	-
Jerome Ford	1-0	1	-	-	-	-	-	-	-	1-0
Michael Young	1-0	1	-	-	-	-	-	-	1-0	-
Nate Meyer	1-0	1	DNP	DNP	DNP	DNP	-	DNP	DNP	1-0
Leonard Taylor	1-0	1	-	-	1-0	-	-	-	-	-
Charles McClelland	1-0	1	-	1-0	-	DNP	-	-	-	-



2021-22 Cincinnati Football
Rushing/Receiving Game-by-Game
All games

Page 1/1
as of Oct 31, 2021

Rushing

Player	No-Yds/TD	Miami	MSU	IND	ND	Temple	UCF	Navy	Tulane
Jerome Ford	135-864/14	12-121/1	18-113/3	20-66/2	17-71/0	15-149/2	20-189/4	15-90/1	18-65/1
Desmond Ridder	55-181/3	6-31/1	4--4/0	10-55/1	10-26/1	3-6/0	4-14/0	5-6/0	13-47/0
Ryan Montgomery	22-138/0	3-17/0	4-7/0	-	-	4-6/0	8-95/0	-	3-13/0
Charles McClelland	20-104/1	4-36/0	1--3/0	3-12/0	DNP	5-39/1	5-20/0	-	2-0/0
Ethan Wright	13-95/2	2-4/0	2-3/0	-	DNP	5-76/1	4-12/1	-	-
Evan Prater	9-61/2	4-38/1	3-14/0	DNP	DNP	1-3/0	1-6/1	-	-

Receiving

Player	No-Yds/TD	Miami	MSU	IND	ND	Temple	UCF	Navy	Tulane
Alec Pierce	29-490/2	2-29/0	2-35/0	5-86/1	6-144/0	6-93/0	1-19/1	5-37/0	2-47/0
Leonard Taylor	19-185/2	2-12/1	1-4/0	2-24/0	4-70/1	3-11/0	4-47/0	2-16/0	1-1/0
Michael Young	18-197/1	1-8/0	3-67/0	4-35/0	4-36/0	3-17/1	1-12/0	1-13/0	1-9/0
Tre Tucker	16-197/1	2-4/0	1-48/0	3-18/0	2-34/1	3-51/0	1-2/0	1-16/0	3-24/0
Tyler Scott	15-280/3	1-81/1	4-74/1	2-17/0	-	1-38/1	2-22/0	3-23/0	2-25/0
Josh Whyte	15-212/5	2-32/1	-	1-4/0	1-5/0	2-30/0	1-2/0	4-60/2	4-79/2
Jerome Ford	13-102/1	2-19/0	-	1-1/0	1-1/0	2-5/0	1-23/0	2-11/0	4-42/1
Jadon Thompson	7-120/0	4-79/0	1-12/0	1-21/0	-	1-8/0	-	DNP	DNP
Jordan Jones	3-20/0	2-13/0	DNP	-	1-7/0	-	DNP	DNP	DNP
Charles McClelland	3-18/0	-	-	1-4/0	DNP	1-6/0	1-8/0	-	-
Payten Singletary	2-22/1	-	1-18/1	DNP	DNP	1-4/0	-	DNP	-
Ethan Wright	2-15/0	1-10/0	-	-	DNP	-	1-5/0	-	-
Ryan Montgomery	2-9/1	1-8/1	1-1/0	-	-	-	-	-	-
Noah Davis	1-2/1	DNP	1-2/1	-	DNP	-	-	-	-



2021-22 Cincinnati Football
Returns Game-by-Game
All games

Page 1/1
 as of Oct 31, 2021

Punt Returns

Player	No-Yds	Miami	MSU	IND	ND	Temple	UCF	Navy	Tulane
Ryan Montgomery	15-154	1--1	2-4	2-30	2-17	2-35	2-23	3-38	1-8
Tre Tucker	1--5	-	-	1--5	-	-	-	-	-

Kick Returns

Player	No-Yds	Miami	MSU	IND	ND	Temple	UCF	Navy	Tulane
Tre Tucker	11-320	3-61	1-25	2-117	-	1-28	1-36	2-36	1-17
Tyler Scott	1-22	-	1-22	-	-	-	-	-	-
Michael Kopaygorodsky	1-8	DNP	-	-	DNP	DNP	-	1-8	DNP

Interceptions Returns

Player	No-Yds	Miami	MSU	IND	ND	Temple	UCF	Navy	Tulane
Deshawn Pace	3-70	-	-	1-39	1-27	-	1-4	-	-
Coby Bryant	3-21	-	-	-	-	1-21	1-0	-	1-0
Arquon Bush	3-7	-	1-2	1-4	-	-	-	1-1	DNP
Ja'von Hicks	2-18	-	1-11	-	-	-	-	-	1-7
Ahmad Gardner	2-4	-	1-0	-	1-4	-	-	-	-
Bryan Cook	1-0	-	-	1-0	-	-	-	-	-

Fumble Returns

Player	No-Yds	Miami	MSU	IND	ND	Temple	UCF	Navy	Tulane
--------	--------	-------	-----	-----	----	--------	-----	------	--------



2021-22 Cincinnati Football
Sacks Game-by-Game
All games

Page 1/1
 as of Oct 31, 2021

Player	UA-A	Total	Miami	MSU	IND	ND	Temple	UCF	Navy	Tulane
Darrian Beavers	2-3	3.5	0.5-3	0.5-1	1-6	0.5-4	1-8	-	-	-
Malik Vann	2-1	2.5	-	-	-	0.5-4	1-1	-	-	1-8
Curtis Brooks	2-1	2.5	-	-	-	0.5-3	-	1-2	1-6	-
Joel Dublanko	1-2	2	-	0.5-2	-	-	1-10	-	-	0.5-3
Jabari Taylor	1-1	1.5	1-8	-	-	0.5-4	-	-	-	-
Wilson Huber	1-0	1	-	-	-	-	1-7	-	-	-
Bryan Cook	1-0	1	-	-	-	-	1-2	-	-	-
Jowon Briggs	1-0	1	-	-	-	-	-	-	-	1-16
Myjai Sanders	1-0	1	-	-	-	-	-	-	-	1-2
Deshawn Pace	0-1	0.5	-	-	-	-	0.5-2	-	-	-
Daved Jones Jr.	0-1	0.5	DNP	-	-	DNP	0.5-2	-	DNP	DNP
Jaheim Thomas	0-1	0.5	-	-	-	DNP	-	-	-	0.5-3



2021-22 Cincinnati Football
Tackles For Loss Game-by-Game
All games

Page 1/1
 as of Oct 31, 2021

Player	UA-A	Total	Miami	MSU	IND	ND	Temple	UCF	Navy	Tulane
Curtis Brooks	7-1	7.5	-	1.0-1	-	1.5-5	-	1.0-2	3.0-14	1.0-2
Malik Vann	6-3	7.5	1.0-2	0.5-1	1.5-3	0.5-4	1.0-1	-	1.0-2	2.0-12
Joel Dublanko	5-3	6.5	-	2.0-4	1.0-1	-	1.0-10	-	2.0-3	0.5-3
Deshawn Pace	5-1	5.5	1.0-2	-	1.0-1	1.0-1	0.5-2	-	2.0-5	-
Darrian Beavers	3-5	5.5	0.5-3	0.5-1	1.0-6	0.5-4	1.0-8	-	1.0-1	1.0-2
Myjai Sanders	3-1	3.5	-	-	0.5-0	1.0-1	-	-	1.0-1	1.0-2
Ty Van Fossen	3-1	3.5	-	1.0-1	-	2.0-6	-	-	0.5-0	-
Jabari Taylor	2-1	2.5	2.0-10	-	-	0.5-4	-	-	-	-
Daved Jones Jr.	1-1	1.5	DNP	1.0-1	-	DNP	0.5-2	-	DNP	DNP
Sammy Anderson	1-0	1.0	DNP	1.0-1	DNP	DNP	DNP	-	DNP	DNP
Jowon Briggs	1-0	1.0	-	-	-	-	-	-	-	1.0-16
Desmond Ridder	1-0	1.0	-	-	-	1.0-0	-	-	-	-
Wilson Huber	1-0	1.0	-	-	-	-	1.0-7	-	-	-
Justin Wodtly	1-0	1.0	DNP	1.0-2	DNP	DNP	-	-	DNP	DNP
Bryan Cook	1-0	1.0	-	-	-	-	1.0-2	-	-	-
John Williams	1-0	1.0	-	-	1.0-0	DNP	-	-	DNP	-
Jaheim Thomas	0-1	0.5	-	-	-	DNP	-	-	-	0.5-3
Ja'von Hicks	0-1	0.5	-	-	-	-	-	-	0.5-1	-



2021-22 Cincinnati Football
Fumbles Game-by-Game
All games

Page 1/1
 as of Oct 31, 2021

Fumbles

Player	No-Lost	Miami	MSU	IND	ND	Temple	UCF	Navy	Tulane
Desmond Ridder	3-1	-	-	1-0	1-0	-	1-1	-	-
Mason Fletcher	3-0	-	-	-	-	2-0	1-0	-	-
Jerome Ford	2-1	-	1-1	-	-	1-0	-	-	-
John Williams	1-1	-	-	1-1	DNP	-	-	DNP	-

Fumbles Forced

Player	Number	Miami	MSU	IND	ND	Temple	UCF	Navy	Tulane
Darrian Beavers	2	-	-	1	-	1	-	-	-
Coby Bryant	1	1	-	-	-	-	-	-	-
Joel Dublanko	1	-	-	-	-	-	-	-	1
Malik Vann	1	-	-	-	-	-	-	-	1

Fumbles Recovered

Player	Number	Miami	MSU	IND	ND	Temple	UCF	Navy	Tulane
Darrian Beavers	2	-	1	1	-	-	-	-	-
Wilson Huber	1	-	-	-	1	-	-	-	-
Myjai Sanders	1	-	-	-	-	-	-	-	1
John Williams	1	-	-	1	DNP	-	-	DNP	-
Curtis Brooks	1	-	-	-	-	-	-	-	1



2021-22 Cincinnati Football
Passing Game-by-Game
All games

Page 1/1
as of Oct 31, 2021

#3 Evan Prater	Comp	Att	Int	Pct	Yards	TD	Long	Sacked	Effic.
Miami (OH)	0	1	1	0.0	0	0	0	0-0	-200.0
Murray St.	1	3	0	33.3	18	1	18	0-0	193.7
Temple	1	1	0	100.0	4	0	4	0-0	133.6
Totals	2	5	1	40.0	22	1	18	0-0	103.0

#9 Desmond Ridder	Comp	Att	Int	Pct	Yards	TD	Long	Sacked	Effic.
Miami (OH)	20	25	1	80.0	295	4	81	2-16	223.9
Murray St.	14	22	0	63.6	243	2	48	2-9	186.4
Indiana	20	36	1	55.6	210	1	28	2-15	108.2
Notre Dame	19	32	0	59.4	297	2	45	1-10	158.0
Temple	22	30	0	73.3	259	3	38	1-6	178.9
UCF	13	23	0	56.5	140	1	23	1-12	122.0
Navy	18	30	1	60.0	176	2	31	1-7	124.6
Tulane	17	27	1	63.0	227	3	38	3-24	162.8
Totals	143	225	4	63.6	1847	18	81	13-99	155.4



2021-22 Cincinnati Football
Red-Zone Results
All games

Page 1/1
 as of Oct 31, 2021

Cincinnati Inside Opponent Red-Zone

Date	Opponent	Score	Times In RZ	Times Scored	Total Pts	TDs	Rush TDs	Pass TDs	FGs Made	Failed to score inside RZ					
										FGA	Down	Int	Fumb	Half	Game
09/04/2021	Miami (OH)	W 49-14	3	3	21	3	1	2	0	0	0	0	0	0	0
09/11/2021	Murray St.	W 42-7	6	5	35	5	3	2	0	1	0	0	0	0	0
09/18/2021	at Indiana	W 38-24	5	5	32	4	3	1	1	1	0	0	0	0	0
10/02/2021	at Notre Dame	W 24-13	5	3	17	2	1	1	1	3	0	0	0	0	0
10/08/2021	Temple	W 52-3	5	4	24	3	1	2	1	2	0	0	0	0	0
10/16/2021	UCF	W 56-21	7	6	42	6	5	1	0	0	0	0	0	0	1
10/23/2021	at Navy	W 27-20	2	2	10	1	0	1	1	0	0	0	0	0	0
10/30/2021	at Tulane	W 31-12	4	4	24	3	1	2	1	0	0	0	0	0	0
Totals 32 of 37 (86.5%)			37	32	205	27	15	12	5	7	0	0	0	0	1

Opponents Inside Cincinnati Red-Zone

Date	Opponent	Score	Times In RZ	Times Scored	Total Pts	TDs	Rush TDs	Pass TDs	FGs Made	Failed to score inside RZ					
										FGA	Down	Int	Fumb	Half	Game
09/04/2021	Miami (OH)	W 49-14	3	1	7	1	1	0	0	0	2	0	0	0	0
09/11/2021	Murray St.	W 42-7	2	1	7	1	1	0	0	1	0	0	0	0	0
09/18/2021	Indiana	W 38-24	6	3	21	3	1	2	0	0	1	1	1	0	0
10/02/2021	Notre Dame	W 24-13	2	1	7	1	1	0	0	0	0	1	0	0	0
10/08/2021	Temple	W 52-3	1	0	0	0	0	0	0	0	1	0	0	0	0
10/16/2021	UCF	W 56-21	3	3	21	3	2	1	0	0	0	0	0	0	0
10/23/2021	Navy	W 27-20	4	4	20	2	2	0	2	0	0	0	0	0	0
10/30/2021	Tulane	W 31-12	1	0	0	0	0	0	0	0	1	0	0	0	0
Totals 13 of 22 (59.1%)			22	13	83	11	8	3	2	1	5	2	1	0	0



2021-22 Cincinnati Football Tackles Breakdown All games

Page 1/2
as of Oct 31, 2021

All Tackles

Player	Total	Rush	Pass	Sack	KO	Punt	Int	Fumb	FF	Other
Joel Dublanko	69	0	0	6.5	0	0	0	0	0	62.5
Darrin Beavers	58	0	0	5.5	0	0	0	0	0	52.5
Deshawn Pace	55	0	0	5.5	0	0	0	0	0	49.5
Bryan Cook	43	0	0	1	0	0	0	0	0	42
Curtis Brooks	31	0	0	7.5	0	0	0	0	0	23.5
Ty Van Fossen	30	0	0	3.5	0	0	0	0	0	26.5
Malik Vann	28	0	0	7.5	0	0	0	0	0	20.5
Ja'von Hicks	27	0	0	0.5	0	0	0	0	0	26.5
Coby Bryant	25	0	0	0	0	0	0	0	0	25
Jowon Briggs	22	0	0	1	0	0	0	0	0	21
Ahmad Gardner	20	0	0	0	0	0	0	0	0	20
Myjai Sanders	18	0	0	3.5	0	0	0	0	0	14.5
Jaheim Thomas	18	0	0	0.5	0	0	0	0	0	17.5
Arquon Bush	16	0	0	0	0	0	0	0	0	16
Marcus Brown	15	0	0	0	0	0	0	0	0	15
Jabari Taylor	14	0	0	2.5	0	0	0	0	0	11.5
Wilson Huber	9	0	0	1	0	0	0	0	0	8
Jacob Dingle	9	0	0	0	0	0	0	0	0	9
Todd Bumphis	6	0	0	0	0	0	0	0	0	6
Eric Phillips	5	0	0	0	0	0	0	0	0	5
Devin Hightower	5	0	0	0	0	0	0	0	0	5
Ethan Wright	3	0	0	0	0	0	0	0	0	3
Jaquan Sheppard	3	0	0	0	0	0	0	0	0	3
Daved Jones Jr.	3	0	0	1.5	0	0	0	0	0	1.5
Bryon Threats	3	0	0	0	0	0	0	0	0	3
Will Adams	3	0	0	0	0	0	0	0	0	3
Tre Tucker	2	0	0	0	0	0	0	0	0	2
Justin Wodtly	2	0	0	1	0	0	0	0	0	1
Taj Ward	2	0	0	0	0	0	0	0	0	2
Desmond Ridder	2	0	0	1	0	0	0	0	0	1
Tyler Scott	2	0	0	0	0	0	0	0	0	2
John Williams	1	0	0	1	0	0	0	0	0	0
Nate Meyer	1	0	0	0	0	0	0	0	0	1
Charles McClelland	1	0	0	0	0	0	0	0	0	1
Alex Bales	1	0	0	0	0	0	0	0	0	1
Sammy Anderson	1	0	0	1	0	0	0	0	0	0
Michael Young	1	0	0	0	0	0	0	0	0	1
Jerome Ford	1	0	0	0	0	0	0	0	0	1
Mychal Keys	1	0	0	0	0	0	0	0	0	1
Josh Whyte	1	0	0	0	0	0	0	0	0	1
Leonard Taylor	1	0	0	0	0	0	0	0	0	1
Rob Jackson	1	0	0	0	0	0	0	0	0	1
Total	560	0	0	52	0	0	0	0	0	508



**2021-22 Cincinnati Football
Tackles Breakdown
All games**

Page 2/2
as of Oct 31, 2021

Rushing Tackles

Player	No.
Total	0

Passing Tackles

Player	No.
Total	0

Special Teams Tackles

Player	Total	KO	Punt
Total	0	0	0

Kickoff return Tackles

Player	No.
Total	0

Punt Return Tackles

Player	No.
Total	0



2021-22 Cincinnati Football
By Quarter Statistics
All games

Page 1/1
 as of Oct 31, 2021

3rd-Down Conversions

Date	Opponent	Score	Overall	1st Qtr	2nd Qtr	3rd Qtr	4th Qtr	Overtime
09/04/2021	Miami (OH)	W 49-14	3-6 50.0	2-2 100.0	1-3 33.3	0-1 0.0	0-0 0.0	0-0 0.0
09/11/2021	Murray St.	W 42-7	4-10 40.0	0-1 0.0	1-4 25.0	2-2 100.0	1-3 33.3	0-0 0.0
09/18/2021	at Indiana	W 38-24	4-14 28.6	0-4 0.0	1-3 33.3	0-2 0.0	3-5 60.0	0-0 0.0
10/02/2021	at Notre Dame	W 24-13	2-11 18.2	1-3 33.3	1-4 25.0	0-2 0.0	0-2 0.0	0-0 0.0
10/08/2021	Temple	W 52-3	8-13 61.5	1-3 33.3	4-5 80.0	2-3 66.7	1-2 50.0	0-0 0.0
10/16/2021	UCF	W 56-21	7-12 58.3	4-4 100.0	0-2 0.0	2-3 66.7	1-3 33.3	0-0 0.0
10/23/2021	at Navy	W 27-20	6-11 54.5	0-2 0.0	4-5 80.0	2-3 66.7	0-1 0.0	0-0 0.0
10/30/2021	at Tulane	W 31-12	4-12 33.3	3-4 75.0	0-2 0.0	1-3 33.3	0-3 0.0	0-0 0.0
Cincinnati			38-89 42.7	11-23 47.8	12-28 42.9	9-19 47.4	6-19 31.6	0-0 0.0
Opponents			43-126 34.1	14-29 48.3	14-41 34.1	6-25 24.0	9-31 29.0	0-0 0.0

4th-Down Conversions

Date	Opponent	Score	Overall	1st Qtr	2nd Qtr	3rd Qtr	4th Qtr	Overtime
09/04/2021	Miami (OH)	W 49-14	1-1 100.0	0-0 0.0	1-1 100.0	0-0 0.0	0-0 0.0	0-0 0.0
09/11/2021	Murray St.	W 42-7	1-1 100.0	0-0 0.0	1-1 100.0	0-0 0.0	0-0 0.0	0-0 0.0
09/18/2021	at Indiana	W 38-24	1-1 100.0	0-0 0.0	0-0 0.0	1-1 100.0	0-0 0.0	0-0 0.0
10/02/2021	at Notre Dame	W 24-13	1-1 100.0	0-0 0.0	0-0 0.0	1-1 100.0	0-0 0.0	0-0 0.0
10/08/2021	Temple	W 52-3	0-1 0.0	0-0 0.0	0-0 0.0	0-1 0.0	0-0 0.0	0-0 0.0
10/16/2021	UCF	W 56-21	0-0 0.0	0-0 0.0	0-0 0.0	0-0 0.0	0-0 0.0	0-0 0.0
10/23/2021	at Navy	W 27-20	1-1 100.0	0-0 0.0	0-0 0.0	1-1 100.0	0-0 0.0	0-0 0.0
10/30/2021	at Tulane	W 31-12	2-2 100.0	1-1 100.0	0-0 0.0	1-1 100.0	0-0 0.0	0-0 0.0
Cincinnati			7-8 87.5	1-1 100.0	2-2 100.0	4-5 80.0	0-0 0.0	0-0 0.0
Opponents			10-23 43.5	1-1 100.0	3-6 50.0	1-4 25.0	5-12 41.7	0-0 0.0

Time of Possession

Date	Opponent	Score	Overall	1st Qtr	2nd Qtr	3rd Qtr	4th Qtr	Overtime
09/04/2021	Miami (OH)	W 49-14	25:40	08:08	07:26	04:04	06:02	00:00
09/11/2021	Murray St.	W 42-7	25:12	01:30	06:37	10:06	06:59	00:00
09/18/2021	at Indiana	W 38-24	29:38	05:03	08:07	06:46	09:42	00:00
10/02/2021	at Notre Dame	W 24-13	28:10	04:20	06:16	07:43	09:51	00:00
10/08/2021	Temple	W 52-3	28:01	06:30	08:26	07:30	05:35	00:00
10/16/2021	UCF	W 56-21	27:12	08:52	05:57	04:50	07:33	00:00
10/23/2021	at Navy	W 27-20	20:33	02:54	07:58	05:49	03:52	00:00
10/30/2021	at Tulane	W 31-12	28:12	07:25	03:29	09:28	07:50	00:00
Cincinnati			Total 212:38	44:42	54:16	56:16	57:24	00:00
			Avg. 26:35	05:35	06:47	07:02	07:10	00:00
Opponents			Total 266:34	57:11	83:24	56:55	69:04	00:00
			Avg. 33:19	07:09	10:25	07:07	08:38	00:00



2021-22 Cincinnati Football
Team Game-by-Game Comparison
All games

Page 1/1
as of Oct 31, 2021

Opponent	Score	First Downs				Rushing Number-Yards	Passing		Total Offense Plays-Yards	Return Yards	Turn- Overs
		Total	Rush	Pass	Pen		Comp-Att.-Int	Yards			
Miami (OH)	49-14	27 / 17	12 / 9	10 / 6	5 / 2	31-247 / 45-169	20-26-2 / 9-28-0	295 / 109	57-542 / 73-278	60 / 80	2 / 0
Murray St.	42-7	17 / 15	6 / 5	11 / 9	0 / 1	32-130 / 37-93	15-25-0 / 17-29-3	261 / 149	57-391 / 66-242	64 / 35	1 / 4
Indiana	38-24	20 / 20	10 / 9	8 / 10	2 / 1	36-128 / 37-152	20-36-1 / 17-40-3	210 / 224	72-338 / 77-376	185 / 40	2 / 4
Notre Dame	24-13	16 / 19	7 / 3	9 / 15	0 / 1	30-93 / 28-84	19-32-0 / 23-46-2	297 / 257	62-390 / 74-341	48 / 88	1 / 3
Temple	52-3	23 / 14	11 / 6	12 / 8	0 / 0	33-279 / 29-84	23-31-0 / 18-32-1	263 / 150	64-542 / 61-234	84 / 45	0 / 1
UCF	56-21	23 / 14	15 / 5	6 / 6	2 / 3	42-336 / 38-165	13-23-0 / 17-28-2	140 / 144	65-476 / 66-309	63 / -7	1 / 2
Navy	27-20	14 / 22	7 / 12	7 / 5	0 / 5	21-95 / 67-192	18-30-1 / 11-17-1	176 / 116	51-271 / 84-308	83 / 109	1 / 1
Tulane	31-12	18 / 17	9 / 12	9 / 5	0 / 0	37-124 / 45-187	17-27-1 / 9-18-2	227 / 93	64-351 / 63-280	32 / 90	1 / 4
Totals	319-114	158 / 138	77 / 61	72 / 64	9 / 13	262-1432 / 326-1126	145-230-5 / 121-238-14	1869 / 1242	492-3301 / 564-2368	619 / 480	9 / 19

Opponents	3rd Down Conversion	4th Down Conversion	Time of Possession	TOP Margin	Avg Yds/Rush	Avg Yds/Pass	Avg Yds/Play	Punting Number-Avg	Penalties Number-Yards	Sacks
Miami (OH)	3-6 / 3-15	1-1 / 1-5	25:40 / 34:18	-08:38	8.0 / 3.8	11.3 / 3.9	9.5 / 3.8	2-40.5 / 6-35.3	6-45.0 / 13-100.0	2 / 2
Murray St.	4-10 / 7-15	1-1 / 1-1	25:12 / 34:48	-09:36	4.1 / 2.5	10.4 / 5.1	6.9 / 3.7	4-45.3 / 5-37.4	5-40.0 / 11-60.0	1 / 2
Indiana	4-14 / 6-16	1-1 / 1-3	29:38 / 29:36	00:02	3.6 / 4.1	5.8 / 5.6	4.7 / 4.9	5-42.2 / 4-44.5	11-72.0 / 5-45.0	1 / 2
Notre Dame	2-11 / 6-17	1-1 / 2-4	28:10 / 31:50	-03:40	3.1 / 3.0	9.3 / 5.6	6.3 / 4.6	5-43.8 / 6-46.3	5-25.0 / 7-55.0	2 / 1
Temple	8-13 / 3-13	0-1 / 0-2	28:01 / 31:59	-03:58	8.5 / 2.9	8.5 / 4.7	8.5 / 3.8	3-47.3 / 7-42.9	5-42.0 / 5-30.0	6 / 1
UCF	7-12 / 7-17	0-0 / 0-0	27:12 / 32:48	-05:36	8.0 / 4.3	6.1 / 5.1	7.3 / 4.7	5-42.0 / 9-41.3	9-74.0 / 7-47.0	1 / 1
Navy	6-11 / 7-21	1-1 / 3-4	20:33 / 39:27	-18:54	4.5 / 2.9	5.9 / 6.8	5.3 / 3.7	4-42.0 / 4-46.0	11-93.0 / 3-25.0	1 / 1
Tulane	4-12 / 4-12	2-2 / 2-4	28:12 / 31:48	-03:36	3.4 / 4.2	8.4 / 5.2	5.5 / 4.4	3-38.3 / 4-44.8	3-20.0 / 9-67.0	4 / 3
Totals	38-89 / 43-126	7-8 / 10-23	212:38 / 266:34	-53:56	5.5 / 3.5	8.1 / 5.2	6.7 / 4.2	31-42.8 / 45-42.0	55-411.0 / 60-429.0	18 / 13

Note: Game totals are displayed in the format TEAM/OPPONENT for each category



2021-22 Cincinnati Football
Results and Comparison
All games

Page 1/1
as of Oct 31, 2021

	Date	Opponent		Score	Overall	Conf	Time	Attend
	09/04/2021	Miami (OH)	W	49-14	1-0	0-0	3:28	37978
	09/11/2021	Murray St.	W	42-7	2-0	0-0	3:10	33498
	09/18/2021	at Indiana	W	38-24	3-0	0-0	4:03	52656
	10/02/2021	at Notre Dame	W	24-13	4-0	0-0	3:30	77622
*	10/08/2021	Temple	W	52-3	5-0	1-0	3:19	37978
*	10/16/2021	UCF	W	56-21	6-0	2-0	3:29	37978
*	10/23/2021	at Navy	W	27-20	7-0	3-0	3:24	32004
*	10/30/2021	at Tulane	W	31-12	8-0	4-0	3:11	17012

Opponent	Score	First Downs				Rushing Number-Yards	Passing		Total Offense Plays-Yards	Return Yards	Turn- Overs
		Total	Rush	Pass	Pen		Comp-Att.-Int	Yards			
Miami (OH)	49-14	27 / 17	12 / 9	10 / 6	5 / 2	31-247 / 45-169	20-26-2 / 9-28-0	295 / 109	57-542 / 73-278	60 / 80	2 / 0
Murray St.	42-7	17 / 15	6 / 5	11 / 9	0 / 1	32-130 / 37-93	15-25-0 / 17-29-3	261 / 149	57-391 / 66-242	64 / 35	1 / 4
Indiana	38-24	20 / 20	10 / 9	8 / 10	2 / 1	36-128 / 37-152	20-36-1 / 17-40-3	210 / 224	72-338 / 77-376	185 / 40	2 / 4
Notre Dame	24-13	16 / 19	7 / 3	9 / 15	0 / 1	30-93 / 28-84	19-32-0 / 23-46-2	297 / 257	62-390 / 74-341	48 / 88	1 / 3
Temple	52-3	23 / 14	11 / 6	12 / 8	0 / 0	33-279 / 29-84	23-31-0 / 18-32-1	263 / 150	64-542 / 61-234	84 / 45	0 / 1
UCF	56-21	23 / 14	15 / 5	6 / 6	2 / 3	42-336 / 38-165	13-23-0 / 17-28-2	140 / 144	65-476 / 66-309	63 / -7	1 / 2
Navy	27-20	14 / 22	7 / 12	7 / 5	0 / 5	21-95 / 67-192	18-30-1 / 11-17-1	176 / 116	51-271 / 84-308	83 / 109	1 / 1
Tulane	31-12	18 / 17	9 / 12	9 / 5	0 / 0	37-124 / 45-187	17-27-1 / 9-18-2	227 / 93	64-351 / 63-280	32 / 90	1 / 4
Totals	319-114	158 / 138	77 / 61	72 / 64	9 / 13	262-1432 / 326-1126	145-230-5 / 121-238-14	1869 / 1242	492-3301 / 564-2368	619 / 480	9 / 19



2021-22 Cincinnati Football
All-Purpose Yards Game-by-Game
All games

Page 1/1
 as of Oct 31, 2021

Player	Total	Miami	MSU	IND	ND	Temple	UCF	Navy	Tulane
Jerome Ford	966	140	113	67	72	154	212	101	107
Tre Tucker	512	65	73	130	34	79	38	52	41
Alec Pierce	490	29	35	86	144	93	19	37	47
Tyler Scott	302	81	96	17	-	38	22	23	25
Ryan Montgomery	301	24	12	30	17	41	118	38	21
Josh Whyte	212	32	-	4	5	30	2	60	79
Michael Young	197	8	67	35	36	17	12	13	9
Leonard Taylor	185	12	4	24	70	11	47	16	1
Desmond Ridder	181	31	-4	55	26	6	14	6	47
Charles McClelland	122	36	-3	16	DNP	45	28	-	-
Jadon Thompson	120	79	12	21	-	8	-	DNP	DNP
Ethan Wright	110	14	3	-	DNP	76	17	-	-
Deshawn Pace	70	-	-	39	27	-	4	-	-
Evan Prater	61	38	14	DNP	DNP	3	6	-	-
Payten Singletary	22	-	18	DNP	DNP	4	-	DNP	-
Coby Bryant	21	-	-	-	-	21	-	-	-
Jordan Jones	20	13	DNP	-	7	-	DNP	DNP	DNP
Ja'von Hicks	18	-	11	-	-	-	-	-	7
Michael Kopaygorodsky	8	DNP	-	-	DNP	DNP	-	8	DNP
Arquon Bush	7	-	2	4	-	-	-	1	DNP
Ahmad Gardner	4	-	-	-	4	-	-	-	-
Noah Davis	2	DNP	2	-	DNP	-	-	-	-