

## 2013-14 SCHEDULE/RESULTS

Day/Date	Opponent	TV	Time/Result
Sat./Oct. 26	Carleton (EXH.)	BearcatsTV	W, 77-63
Sat./Nov. 2	Bellarmine (EXH.)	BearcatsTV	W, 84-72
Fri./Nov. 8	1-N.C. Central	ESPN3	W, 74-61
Tues./Nov. 12	1-NC State	ESPN	W, 68-57
Sat./Nov. 16	1-Appalachian State	F50	W, 77-49
Wed./Nov. 20	1-Campbell	ESPN3	W, 81-62
Tues./Nov. 26	UMass Lowell	F50	W, 79-49
Fri./Nov. 29	Kennesaw State	F50	W, 95-67
Tues./Dec. 3	USC Upstate	ESPN3	7 p.m.
Sat./Dec. 7	at New Mexico	CBSSN	4:05 p.m.
Sat./Dec. 14	2-vs. Xavier	FOX Sports 1	8 p.m.
Tues./Dec. 17	3-vs. Pittsburgh	ESPN	7 p.m.
Sat./Dec. 21	Middle Tennessee	F50	2 p.m.
Mon./Dec. 23	Chicago State	ESPN3	7 p.m.
Sat./Dec. 28	Nebraska	ESPN2	4 p.m.
Wed./Jan. 1	SMU	ESPNU	6 p.m.
Sat./Jan. 4	at Memphis	ESPN2	12 p.m.
Tues./Jan. 7	at Houston	CBSSN	9 p.m.
Sat./Jan. 11	Rutgers	CBSSN	6 p.m.
Tues./Jan. 14	Temple	CBSSN	9 p.m.
Sat./Jan. 18	at USF	ESPNU	5 p.m.
Thurs./Jan. 23	UCF	CBSSN	9 p.m.
Sun./Jan. 26	at Temple	CBSSN	4 p.m.
Thurs./Jan. 30	at Louisville	ESPN/ESPN 2	7 p.m.
Sun./Feb. 2	USF	CBSSN	12 p.m.
Thurs./Feb. 6	UConn	ESPN/ESPN 2	7 p.m.
Sat./Feb. 8	at SMU	ESPNU	7:30 p.m.
Sat./Feb. 15	Houston	ESPNU	3 p.m.
Wed./Feb. 19	at UCF	ESPNU	7 p.m.
Sat./Feb. 22	Louisville	CBS	12 p.m.
Sat./Mar. 1	at UConn	ESPN/ESPN 2	12 p.m.
Thu./Mar. 6	Memphis	ESPN/ESPN 2	7 p.m.
Sat./Mar. 8	at Rutgers	ESPNNews	12 p.m.
<b>AMERICAN CONFERENCE CHAMPIONSHIP</b>			
Mar. 12-15	4-TBA	ESPN Networks	TBA
<b>NCAA CHAMPIONSHIP</b>			
Mar. 18-19	First Four	Turner	TBA
Mar. 20-23	Second & Third Rounds	CBS/Turner	TBA
Mar. 27-30	Regional Semis & Finals	CBS/Turner	TBA
Apr. 5 & 7	Final Four & Champ	CBS/Turner	TBA

**Notes:** Home games are in **BOLDFACE**; All games are Eastern and subject to change.

**Key:** F50-FOX Sports Ohio; CBSSN-CBS Sports Network;  
 ESPN/ESPN2 - Game will be televised by either ESPN or ESPN2  
 1-Global Sports Shootout;  
 2-Skyline Chili Crosstown Classic (U.S. Bank Arena);  
 3-Jimmy V Classic (Madison Square Garden);  
 4-American Conference Championship (FedExForum).

## CINCINNATI SPORTS COMMUNICATIONS

**Senior Director/Basketball Contact:** Andre Foushee  
**Office/Cell Phone:** (513) 556-5182/(859) 797-7871  
**Press Row Phone:** (513) 556-3800  
**Email Address:** Andre.Foushee@uc.edu  
**Twitter:** @GoBEARCATS and @Andre\_UCSID  
**Asst. AD/Strategic Communications:** Ryan Koslen  
**Cell Phone:** (513) 497-3132  
**Email:** Ryan.Koslen@uc.edu  
**UC Sports Communications**  
 Richard E. Lindner Center  
 2751 O'Varsity Way, Suite 860  
 Cincinnati, OH 45221-0021  
 Phone: (513) 556-5191  
 Fax: (513) 556-0619

# CINCINNATI<sup>®</sup>

## BASKETBALL

2 NATIONAL TITLES • 6 FINAL FOURS • 8 ELITE EIGHTS • 10 SWEET SIXTEENS • 27 NCAA TOURNAMENTS

## GAME 7:

**USC UPSTATE (5-3) AT <sup>RV/-</sup> CINCINNATI (6-0)**

Tuesday, Dec. 3 • 7 p.m. (ET) • Fifth Third Arena • Cincinnati, Ohio

**Series Info:** Second meeting; UC leads 1-0 overall and 1-0 in Cincinnati.

**Last Meeting:** Cincinnati won 69-57 at Fifth Third Arena on Nov. 26, 2007.

**Coaches:** Mick Cronin is in his eighth season at Cincinnati (141-100); 11th season overall (210-124).

**Eddie Payne** is in his 12th season at USC Upstate (162-179); 29th season overall (422-412).

**Rankings:** Cincinnati and USC Upstate were not ranked in the AP or USA Today polls for Nov. 25.

**Radio:** 700 WLW; **Dan Hoard** provides play-by-play alongside color analyst **Chuck Machock**.

**TV:** ESPN3; **Tom Gelehrter** provides play-by-play with color analyst **Mark Adams**.

**UC Twitter Page:** @GoBEARCATS

## CINCINNATI PROBABLE STARTERS &amp; ROSTER

No.	Name	Pos.	Ht.	Wt.	Cl.-Exp.	Hometown	GP-GS	PPG	RPG	APG	MIN
14	Ge'Lawn Guyn	G	6-1	185	Jr.-2L	Lexington, Ky.	6-6	6.0	1.7	1.3	18.3
23	Sean Kilpatrick	G	6-4	210	R-Sr.-3L	Yonkers, N.Y.	6-6	19.3	4.0	2.7	29.0
3	Shaquille Thomas	F	6-7	205	R-So.-1L	Paterson, N.J.	6-6	7.3	3.7	1.8	22.5
2	Titus Rubles	F	6-7	220	Sr.-1L	Dallas, Texas	6-6	11.8	6.2	2.0*	25.0
5	Justin Jackson	F	6-8	230	Sr.-3L	Cocoa Beach, Fla.	6-6	11.5	7.5	3.8*	23.7
<b>Off the Bench</b>											
15	Jermaine Sanders	F	6-5	210	Jr.-2L	Far Rockaway, N.Y.	6-0	6.2	3.7	0.8	19.7
10	Troy Caupain	G	6-3	200	Fr.-HS	Midlothian, Va.	6-0	5.7	2.8	1.7	18.5
11	Jermaine Lawrence	F	6-9	205	Fr.-HS	Springfield Gardens, N.Y.	6-0	5.7	4.3	0.8	18.2
25	Kevin Johnson	G	6-2	180	Fr.-HS	Cincinnati, Ohio	6-0	2.8	1.3	0.5	12.7
33	David Nyarusuk	C	7-1	250	Sr.-1L	Juba, South Sudan	5-0	2.0	2.0	0.4*	8.2
0	Jeremiah Davis III	G	6-3	199	R-So.-1L	Muncie, Ind.	6-0	1.0	0.7	0.3	5.0
45	Zack Tobler	F	6-5	215	Fr.-HS	Fort Mitchell, Ky.	3-0	0.0	0.3	0.0	1.3
1	Deshawn Morman	G	6-3	190	Fr.-HS	Richmond, Va.	0-0	0.0	0.0	0.0	0.0

*Starters based on last game; ^-Blocks; \*-Steals*

## CINCINNATI STORYLINES

- » Tuesday's game against USC Upstate marks the 400th game play at Cincinnati's Fifth Third Arena. The Bearcats boast an all-time record of 327-72 (.820) in the 25-year old facility.
- » UC has started 6-0 for third time in the past four seasons. The Bearcats won their first 12 games last season and jumped out to a 15-0 start in 2010-11.
- » UC's seven-game homestand to start the 2013-14 season matches the longest season-opening homestand of the Mick Cronin era. The Bearcats also played their first seven games at Fifth Third Arena to start the 2006-07 campaign - Cronin's first as head coach at his alma mater.
- » UC is 45-4 in the last 49 nonconference regular-season home games.
- » Senior guard Sean Kilpatrick was first in the American Athletic Conference in scoring (19.3 points per game) and tied for first in three-pointers per game (2.8) entering Sunday.

- » Kilpatrick, named to the John R. Wooden Award Preseason Top 50 and Naismith Award Early Season Top 50 lists, enters Tuesday game with 1,560 career points - seven points shy of passing Jason Maxiell (1,566 points from 2002-05) for 12th place on the UC career scoring list. He needs 26 points to move into 10th place on the list, passing Lloyd Banks (1,585 from 1988-91) and Darnell Burton (1,584 points from 1994-97).
- » Since the start of the 2010-11 season, UC is 47-2 when scoring at least 70 points. The Bearcats have held the opponent under 70 points for 13 consecutive games and in 33 of their last 35 contests since a 77-66 win over Oregon (Nov. 24) last season in Las Vegas.
- » The Bearcats are a combined 80-32 (.714) during the past three-plus seasons with three trips to the NCAA tournament, including the 2012 NCAA Sweet 16.

2013-14 NUMERICAL ROSTER							
NO.	NAME	POS.	HT.	WT.	CLASS	EXP.	HOMETOWN / PREVIOUS SCHOOLS
0	Jeremiah Davis III	G	6-3	199	R-So.	1L	Muncie, Ind./Muncie Central HS/Huntington Prep (W.Va.)
1	Deshaun Morman	G	6-3	190	Fr.	HS	Richmond, Va./Faith Baptist Christian (Fla.)
2	Titus Rubles	F	6-7	220	Sr.	1L	Dallas, Texas/Blinn College
3	Shaquille Thomas	F	6-7	205	R-So.	1L	Paterson, N.J./NIA Prep School
5	Justin Jackson	F	6-8	230	Sr.	3L	Cocoa Beach, Fla./Arlington Country Day
10	Troy Caupain	G	6-3	200	Fr.	HS	Midlothian, Va./Cosby HS (Va.)
11	Jermaine Lawrence	F	6-9	205	Fr.	HS	Springfield Gardens, N.Y./Pope John XXIII HS (N.J.)
14	Ge'Lawn Guyn	G	6-2	185	Jr.	2L	Lexington, Ky./Scott County HS/South Kent Prep (Conn.)
15	Jermaine Sanders	F	6-5	210	Jr.	2L	Far Rockaway, N.Y./Rice HS
23	Sean Kilpatrick	G	6-4	210	R-Sr.	3L	Yonkers, N.Y./White Plains HS/Notre Dame Prep (Mass.)
25	Kevin Johnson	G	6-2	180	Fr.	HS	Cincinnati, Ohio/Summit Country Day School
32	Jamaree Strickland	C	6-10	270	Fr.	HS	Oakland, Calif./Queen City Prep Acad. (N.C.)
33	David Nyarsuk	C	7-1	250	Sr.	1L	Juba, South Sudan/Mountain State University (W.Va.)
45	Zack Tobler	F	6-5	215	Fr.	HS	Fort Mitchell, Ky./Covington Catholic High School

2013-14 ALPHABETICAL ROSTER							
NO.	NAME	POS.	HT.	WT.	CLASS	EXP.	HOMETOWN / PREVIOUS SCHOOLS
10	Troy Caupain	G	6-3	200	Fr.	HS	Midlothian, Va./Cosby HS (Va.)
0	Jeremiah Davis III	G	6-3	199	R-So.	1L	Muncie, Ind./Muncie Central HS/Huntington Prep (W.Va.)
14	Ge'Lawn Guyn	G	6-2	185	Jr.	2L	Lexington, Ky./Scott County HS/South Kent Prep (Conn.)
5	Justin Jackson	F	6-8	230	Sr.	3L	Cocoa Beach, Fla./Arlington Country Day
25	Kevin Johnson	G	6-2	180	Fr.	HS	Cincinnati, Ohio/Summit Country Day School
23	Sean Kilpatrick	G	6-4	210	R-Sr.	3L	Yonkers, N.Y./White Plains HS/Notre Dame Prep (Mass.)
11	Jermaine Lawrence	F	6-9	205	Fr.	HS	Springfield Gardens, N.Y./Pope John XXIII HS (N.J.)
1	Deshaun Morman	G	6-3	190	Fr.	HS	Richmond, Va./Faith Baptist Christian (Fla.)
33	David Nyarsuk	C	7-1	250	Sr.	1L	Juba, South Sudan/Mountain State University (W.Va.)
2	Titus Rubles	F	6-7	220	Sr.	1L	Dallas, Texas/Blinn College
15	Jermaine Sanders	F	6-5	210	Jr.	2L	Far Rockaway, N.Y./Rice HS
32	Jamaree Strickland	C	6-10	270	Fr.	HS	Oakland, Calif./Queen City Prep Acad. (N.C.)
3	Shaquille Thomas	F	6-7	205	R-So.	1L	Paterson, N.J./NIA Prep School
45	Zack Tobler	F	6-5	215	Fr.	HS	Fort Mitchell, Ky./Covington Catholic High School

COACHING STAFF

**Head Coach:** Mick Cronin (8th season at UC; 11th season overall)  
**Associate Head Coach:** Larry Davis  
**Assistant Coaches:** Darren Savino, Antwon Jackson  
**Director of Basketball Operations:** Drew Seidenberger  
**Director of Student-Athlete Development:** Mark Berger  
**Video Coordinator:** T.J. Wolf  
**Program Assistant:** Greg Youncofski  
**Assoc. Athletics Director/Sports Medicine:** Bob Mangine  
**Head Athletic Trainer:** Joe Rauch  
**Director of Strength & Conditioning:** Mike Rehfeldt

PRONUNCIATION GUIDE	
Troy Caupain	co-PAIN
Ge'Lawn Guyn	JEE-lawn Gwynn
Deshaun Morman	duh-SHAUN
David Nyarsuk	nahr-SOOK
Titus Rubles	ROO-bulls

ROSTER INFORMATION

BY STATE/COUNTRY

California	(1) Jamaree Strickland
Florida	(1) Justin Jackson
Indiana	(1) Jeremiah Davis III
Kentucky	(2) Ge'Lawn Guyn, Zack Tobler
New Jersey	(1) Shaquille Thomas
New York	(3) Sean Kilpatrick, Jermaine Lawrence, Jermaine Sanders
Ohio	(1) Kevin Johnson
Texas	(1) Titus Rubles
Virginia	(2) Deshaun Morman, Troy Caupain
South Sudan	(1) David Nyarsuk

BY CLASS

True Freshmen	(6) Troy Caupain, Kevin Johnson, Jermaine Lawrence, Deshaun Morman, Jamaree Strickland, Zack Tobler
Sophomores	none
R-Sophomores	(2) Jeremiah Davis III, Shaquille Thomas
Juniors	(2) Ge'Lawn Guyn, Jermaine Sanders
Seniors	(3) Justin Jackson, David Nyarsuk, Titus Rubles
R-Seniors	(1) Sean Kilpatrick

BY HEIGHT

7-1	David Nyarsuk
6-10	Jamaree Strickland
6-9	Jermaine Lawrence
6-8	Justin Jackson
6-7	Titus Rubles, Shaquille Thomas
6-5	Jermaine Sanders, Zack Tobler
6-4	Sean Kilpatrick
6-3	Troy Caupain, Jeremiah Davis III, Deshaun Morman
6-2	Ge'Lawn Guyn, Kevin Johnson

QUICK FACTS

GENERAL INFORMATION

Location	Cincinnati, Ohio 45221
Founded	1819
Enrollment	42,656
Nickname	Bearcats
Colors	Red (PMS: 186) and Black
Arena (Capacity)	Fifth Third Arena (13,176)
Affiliation	NCAA Division I
Conference	American
President	Dr. Santa J. Ono
Alma mater/year	Chicago, '84
Director of Athletics	Whit Babcock
Alma mater/year	James Madison, '92
Faculty Representative	Dr. David M. Szymanski
Department of Athletics Phone	(513) 556-4603
Athletics Ticket Office Phone	(877) CATS-TIX

BASKETBALL STAFF

Head Coach	Mick Cronin (Cincinnati '97)
Basketball Office Phone	(513) 556-5847
Associate Head Coach	Larry Davis (Asbury '78)
Assistant Coach	Darren Savino (Jersey City '94)
Assistant Coach	Antwon Jackson (Pikeville College '93)
Director of Operations	Drew Seidenberger (Cincinnati '09)
Dir. of Student-Athlete Devel.	Mark Berger (Cincinnati '01)
Video Coordinator	T.J. Wolf (Murray State '07)
Program Assistant	Greg Youncofski (Kansas '13)
Assoc. AD/Sports Medicine	Bob Mangine (Pittsburgh '93)
Head Athletic Trainer	Joe Rauch (Pittsburgh '05)
Dir. /Strength & Condition	Mike Rehfeldt (St. Cloud St. '05)
Administrative Assistant	Winona Shaw-Gunn

HISTORY

First year of basketball	1901-02
All-time record (Entering 2013-14)	1,655-968 (.631)
NCAA appearances/last	27/2013
All-time record	43-24 (.642)
Final Four appearances/last	6/1992
Elite Eight appearances/last	8/1996
Sweet 16 appearances/last	10/2012
Conference Championships/last	37/2004
Postseason NIT appearances/last	10/2010
All-time record	8-10

TEAM INFORMATION

2012-13 Record	22-12
BIG EAST Record	9-9 (T-9th)
Starters returning/lost	2/3
	(Returning: Kilpatrick, Jackson)
Letterwinners returning/lost	8/5
Percent of scoring returning	56.9 (1,286 of 2,262)
Percent of rebounding returning	64.5 (786 of 1,219)

## PREVIEWING THE GAME

- » The University of Cincinnati men's basketball team wraps up its seven-game season-opening homestand on Tuesday when it takes on USC Upstate at Fifth Third Arena. Game time is set for 7 p.m. ET. The contest will be broadcast by ESPN3 and 700 WLW. Fans can purchase tickets at GoBEARCATS.com/tickets or by calling 1-877-CATS-TIX.
- » Cincinnati (6-0) earned a 95-67 victory over Kennesaw State on Friday. Guard Sean Kilpatrick scored a game-high 20 points with a season-high five three-pointers to lead four Bearcats in double figures. Forward Titus Rubles matched his career high with 14 points, including an 8-of-8 effort from the free throw line. Forward Justin Jackson added 11 points, seven rebound and a game-high four blocks.
- » USC Upstate (5-3) registered a 73-64 win over Tennessee State on Saturday behind a game-high 22 points from forward Torrey Craig. Forward Richardo Glenn scored 15 points and forward Jodd Maxey added 10.
- » The Bearcats play their first road game of the season on Saturday when they travel to New Mexico for a 4:05 p.m. ET contest.

## SCOUTING THE SPARTANS

- » USC Upstate comes to Fifth Third Arena on Tuesday in the midst of a three-game win streak. Along with their win over Tennessee State on Saturday, the Spartans have also strung together victories over Western Carolina (72-58 on Nov. 23) in the Coaches vs. Cancer Tournament in Kent, Ohio) and Bob Jones (94-67 at home on Nov. 25).
- » Despite a 1-3 road record USC Upstate has played very competitively away from home. Its lone road win came in the season opener at Virginia Tech (64-63 on Nov. 9). The Spartans also led at Tennessee (74-65 on Nov. 16) by 13 in the first half and by nine with 12:33 left in the second stanza before the Volunteers rallied for the victory. USC Upstate also lost by one at Kent State (79-78 on Nov. 22).
- » The Spartans are led by the Atlantic Sun Conference preseason player of the year in forward Torrey Craig who averages a league-best 19.1 points and averages 6.8 rebounds. Fellow forward Ty Greene averages 16.0 points and a team-best 3.6 assists. Together, Craig and Greene have 34 of the Spartans 46 three-pointers this season.
- » Craig led the conference in scoring last season (17.2 ppg) and was fifth in rebounding (7.0 rpg). He was named the 2012 league player of the year as a sophomore.
- » Forward Jodd Maxey leads the conference in rebounding at 7.9 per contest. He has 11 of the team's 31 blocks.
- » Eddie Payne is in his 29th season as a head coach, including his 12th season at USC Upstate. He is the only current head coach in the NCAA to have coached at all five levels of basketball - junior college, NAIA, NCAA Division III, NCAA Division II and NCAA Division I.
- » USC Upstate was picked to finish third in the Atlantic Sun by a vote of the league's coaches behind Florida Gulf Coast and Mercer.

## LAST GAME RECAP: UC 95, KENNESAW ST. 67

- » Sean Kilpatrick led four Bearcats in double figures with a game-high 20 points as Cincinnati cruised to 95-67 home win over Kennesaw State.
- » With less than nine minutes remaining in the first half, the Bearcats (6-0) turned up the pressure forcing five turnovers and ending the half on a 22-6 run to take a 48-28 lead. Titus Rubles headed the charge as he notched eight of his career high 14 points during that time span.
- » The Bearcats pulled down 20 offensive boards which led to 23 second-chance points. On the defensive end, it forced 20 turnovers for 23 transition points. Jermaine Sanders had a career-high three steals while four other players recorded two.
- » Cincinnati's offense thrived on points in the paint, where 54 of the team's 95 points were scored. UC had a shooting percentage of 48.6 (36-of-74) while the Owls shot 41.1 (23-for-56).
- » Kilpatrick led all scorers with 20 points, his fourth 20-point game of the young season, and had a team-high six assists. Justin Jackson added 11 points, seven rebounds and four blocks. Shaquille Thomas also tallied 11 points while Jermaine Lawrence garnered a career high nine points.

## NOTES FROM THE KENNESAW STATE GAME

- » The 20-point halftime lead matched the largest of the season for UC (UMass Lowell).
- » UC's 48 first-half points were the team's most points scored in any half this season, topping the 47 tallied by the Bearcats against UMass Lowell on Nov. 26, 2013.
- » UC's 95 points were the most scored by the Bearcats since netting 112 against Mississippi Valley State on Nov. 13, 2012.
- » The Bearcats set a season best with 20 assists, surpassing the previous mark of 13.
- » UC scored 54 of its 95 points in the paint and were +26 on inside scoring (54-28).
- » UC converted 20 KSU turnovers into 23 points and turned 20 offensive rebounds into 23 second-chance points.
- » UC held KSU without a field goal for a span of 7:39 covering the end of the first half and start of the second, outscoring the Owls 18-6 during that run.
- » Kilpatrick's six assists tied a career high.
- » Jermaine Sanders set a career high with three steals.
- » Shaquille Thomas finished with a season high 11 points.
- » Jermaine Lawrence set a career best with nine points.

## 70 IS THE MAGIC NUMBER

- » Since the start of the 2010-11 season, UC is 47-2 when scoring at least 70 points.
- » The Bearcats have held the opponent under 70 points for 13 consecutive games and in 33 of their last 35 contests since a 77-66 win over Oregon (Nov. 24) last season in Las Vegas.
- » The most points UC allowed last season were 73 at UConn in a 73-66 overtime loss on Feb. 21 in Hartford, Conn.
- » UC has surrendered 80 or more points only four times since the start of the 2010-11 campaign (112 games).

## TIP-INS

- » Sean Kilpatrick takes sole possession of third place on the UC list for consecutive played on Tuesday against USC Upstate. He tied Dwight Jones (1980-83) for third place at 112 straight games in the Kennesaw State contest on Friday. Kilpatrick has played in every game since the start of his redshirt freshman season. Keith Gregor (131 from 1993-96) and Jason Maxiell (129 from 2002-05) rank first and second, respectively.
- » Over the past three games, the Cincinnati defense has averaged 12.7 steals, forced 23.7 turnovers and scored 28.7 points off those turnovers.
- » UC ranked among the conference leaders in several categories entering Sunday, including scoring defense (first at 57.5), rebounding margin (first at +9.5), offensive rebounds (first at 17.0), scoring margin (second at 21.5), rebounds (third at 40.5), blocks (T-third at 6.7), turnover margin (third at +6.2), steals (third at 9.7) and field goal percentage defense (third at .370).
- » Cincinnati is 45-4 in its last 49 regular-season nonconference home games.
- » Nine UC players are averaging 10 or more minutes of playing time this season.
- » The Bearcats have posted 40 blocks this season (6.7) and are on pace for 213 blocks by the end of the regular season which would top the Cronin-era best of 208, set a year ago. The single-season school record for blocks is 226, set during the 2004-05 campaign.
- » The Bearcats wrapped up the November portion of their schedule with a 95-67 against Kennesaw State on Nov. 29. UC is 38-7 (.844) in November during the Mick Cronin coaching era, having won 13 in a row since a 73-69 overtime loss to Marshall on Nov. 25, 2011.
- » UC's 63.2 percent shooting from the field (36 of 57) against Campbell on Nov. 20 was a Bearcats record during the Mick Cronin coaching era.
- » The Bearcats are a combined 80-32 (.714) during the past three-plus seasons with three trips to the NCAA tournament and an appearance in the 2012 NCAA Sweet 16.
- » The 2013-14 freshman class was ranked among the Top 25 in the nation by several recruiting services, including Rivals.com and Scout.com. The class was led by freshman forward Jermaine Lawrence who was tabbed a five-star prospect and among the Top 25 players overall according to four recruiting services.
- » Cincinnati is one of 23 programs in the nation to participate in the NCAA tournament each of the past three seasons (joining Belmont, Duke, Florida, Georgetown, Gonzaga, Kansas, Kansas State, Louisville, Marquette, Memphis, Michigan, Michigan State, Missouri, North Carolina, Notre Dame, Ohio State, San Diego State, Syracuse, Temple, UNLV, VCU and Wisconsin).

## KILPATRICK'S FINAL SEASON AT CINCINNATI

- » Senior Sean Kilpatrick, who entered play Sunday leading the American Athletic Conference in scoring (19.3 ppg), is in the midst of his final campaign in Clifton and will close out his standout career at Cincinnati among the school's best in several categories.
- » Kilpatrick needs 440 points to become only the second player in school history to score as many as 2,000 career points. (Basketball legend Oscar Robertson amassed 2,973 career points [1958-60].)
- » He entered last week ranked 13th in the nation in career points scored among active players.
- » He has made 237 three-pointers during his career and needs 63 more this season to rank as one of only three players in UC history to make 300 or more. (Deonta Vaughn made 313 three-pointers [2007-10] while Darnell Burton made 306 [1994-97].)
- » The fifth-year senior has played in every UC game (112) in his career (since 2010-11) and needs to see action in each of UC's first 26 games to set the school record for consecutive games played. (Keith Gregor played in 131 consecutive games [1993-96].)
- » Kilpatrick entered the season 34 games shy of becoming UC's career leader for games played. (Cashmere Wright played in 139 games [2010-13].)
- » With 3,340 career minutes of action entering Tuesday's game, Kilpatrick is on pace to become only the second player in UC history to log as many as 4,000 career minutes played. (Deonta Vaughn played 4,310 career minutes [2007-10].)
- » See chart on page 9 for a complete listing of Kilpatrick's rankings in several UC career statistical categories.
- » Kilpatrick has scored 20 or more points in four of six games this season, including a season-high 23-point effort in UC's 81-62 win over Campbell on Nov. 20.
- » He has scored in double figures in 39 of the last 42 games dating back to an 18-point effort against Florida State in the third round of the 2012 NCAA tournament. He has scored 10 or more points 83 times at UC.

## KILPATRICK NAMED TO WOODEN AND NAISMITH AWARD TOP 50 LISTS

- » Senior guard Sean Kilpatrick has been named to the Naismith Award Early Season Top 50 list and the John R. Wooden Award Preseason Top 50 list
- » The Naismith list was announced on Nov. 21 by the Atlanta Tipoff Club while ESPN.com and the Los Angeles Athletic Club announced the Wooden Award list on Nov. 12.
- » It marks the second consecutive year Kilpatrick has made both lists of the nation's top college basketball players. He was included on the Wooden Award's midseason Top 25 list and the Naismith Award's Top 30 list last season.
- » A preseason American Athletic Conference first team selection, Kilpatrick ranked among league leaders in the former BIG EAST Conference last season for points (fifth at 17.0) and three-pointers made (fourth at 2.41). Earlier this summer, he was one of 12 players in the nation to play for USA Basketball at the World University Games in Kazan, Russian.
- » A prolific scorer and outstanding team leader who possesses an unrivaled work ethic, Kilpatrick has been an important component on Cincinnati teams that have advanced to the NCAA tournament each of the past three seasons, including a trip to the 2012 NCAA Sweet 16.

## JUMPING JACK

- » Senior forward Justin Jackson has taken his game to a new level this season, contributing to the Bearcats cause in many ways.
- » The energetic and athletic Jackson is averaging career highs in minutes played (23.7), points (11.5), rebounds (7.5) and blocks (3.8). He is also shooting 52.5 percent from the field (31 of 59). He leads UC in rebounding and blocks.
- » Jackson ranked 14th in the nation with 3.8 blocks per game entering last week.
- » Jackson recorded four blocked shots against Kennesaw State on Friday. He has had three or more blocks in every game this season and seven straight dating back to last year.
- » He has registered the first two double-doubles of his career this season - posting 10 points and 10 rebound against NC State (Nov. 12) and 13 points and a career-high 12 rebounds against UMass Lowell (Nov. 26).
- » He tallied a career-high 19 points and season-high five blocks to go with nine rebounds against Campbell (Nov. 20).
- » With 143 career blocks, Jackson needs three more to move into a tie with Rick Roberson (146 from 1967-69) for fifth place in UC history.
- » He was named to the American Honor Roll on Nov. 25 after tallying a career-high 19 points to with nine rebounds, five blocks and three steals against Campbell (Nov. 20).
- » His thunderous second-half dunk in the UMass Lowell game was tabbed No. 4 on ESPN SportsCenter's Top 10 on Nov. 26.

## RUBLES HAVING BREAK THROUGH START

- » Like Jackson, senior forward Titus Rubles is also having a break through start to the 2013-14 season.
- » Rubles is averaging career highs in minutes played (25.0), points (11.8), rebounds (6.2) and field goal shooting (53.2 percent at 25 of 47).
- » Rubles has scored in double figures in five of six games this season and has tallied a career high 14 points twice against both NC State (Nov. 12) and Kennesaw State (Nov. 29).
- » His 12 steals are tied with Sean Kilpatrick for most on the squad.
- » Rubles was named a team captain along with fellow seniors Sean Kilpatrick and Justin Jackson the day after his performance against NC State (Nov. 12).

## FIFTH THIRD ADVANTAGE

- » Fifth Third Arena, home of the Bearcats since the 1989-90 season, is celebrating its 25th anniversary this season. Tuesday's game against USC Upstate marks the 400th game played in the facility.
- » UC is 327-72 (.820) all-time in the arena, including an 90-36 (.714) mark during the Mick Cronin coaching era.
- » The Bearcats concluded the 2012-13 season with a 13-5 home record (8-1 vs. nonconference; 5-4 vs. BIG EAST).
- » UC has won 45 of its last 49 nonconference regular-season home games with losses coming against New Mexico (12/27/12), Marshall (73-69 [OT] on 11/25/11), Presbyterian (56-54 on 11/19/11) and Xavier (76-66 on 12/13/08).
- » UC owns a 58-9 (.866) home record against nonconference foes during the Mick Cronin coaching era.

## - SEASON NOTES -

### TALENTED TRIO SIGNS WITH UC

- » Mick Cronin announced Nov. 13 the signing of three talented prospects - Quadri Moore (pronounced QUAD-dree), Gary Clark and Coreontae DeBerry (pronounced COREY-on-tay) - who have signed national letters of intent to attend UC and play basketball in 2014-15.
- » Moore, a 6-foot-8, 230-pound forward from Linden, N.J., averaged 14.6 points, 5.7 rebounds and 1.1 blocks while making 19 three-pointers as a junior at Linden High School. Tabbed a four-star prospect by multiple recruiting websites, Moore is listed No. 28 among the top forwards in the nation by ESPN and ranked No. 103 overall nationally by Rivals.com.
- » Clark, a 6-foot-7, 215-pound forward from Clayton, N.C., averaged 24.0 points, 14.0 rebounds and 4.0 blocks while leading Clayton High School to the 4A Eastern Regional semifinals as a junior. He averaged nearly 32 points in the playoffs while earning Associate Press All-State accolades and Greater Neuse River 4A Conference Player of the Year honors. Clark is listed as a four-star prospect and one of the Top 80 players in the nation by ESPN while Rivals.com and 247Sports.com list him among the Top 150.
- » DeBerry, a 6-foot-10, 270-pound center from Holland, Mich., averaged 9.2 points and 4.4 rebounds in 12.7 minutes during the 2012-13 season at Mott College in Flint, Mich. He is playing the 2013-14 campaign at junior-college power Hutchinson Community College in Hutchinson, Kan. He averaged 16.1 points as a senior at Holland High School during 2011-12. DeBerry will have two seasons of eligibility at Cincinnati.

### AMERICAN ATHLETIC CONFERENCE COACHES PICK BEARCATS FOURTH

- » UC was picked fourth in the American Athletic Conference preseason coaches' poll the league announced Oct. 16 at its inaugural men's basketball media day at FedExForum.
- » UC received 58 points to finish behind predicted league champion, Louisville (81 points), UConn (69) and Memphis (68). Temple was picked fifth with 40 points, followed by SMU (39), Houston (28), USF (27), UCF (24) and Rutgers (16) in the 10-team conference.
- » The Cardinals were a unanimous preseason favorite to win the league, receiving all nine eligible first-place votes in the balloting of the coaches, who could not vote for their own teams. UConn, which received the other first-place vote, edged Memphis for second in the preseason poll.
- » The complete team ranking follows:

#### 2013-14 PRESEASON AMERICAN COACHES' POLL

1. Louisville (9) *	81
2. UConn (1)	69
3. Memphis	68
4. Cincinnati	58
5. Temple	40
6. SMU	39
7. Houston	28
8. USF	27
9. UCF	24
10. Rutgers	16

First-place votes in parentheses

\* - unanimous selection



## KILPATRICK NAMED PRESEASON

### FIRST TEAM ALL-AAC

- » UC senior guard Sean Kilpatrick was selected preseason first team All-AAC by the league's coaches at the AAC's inaugural men's basketball media day on Oct. 16 at FedExForum.
- » Kilpatrick was joined on the first team by UConn's Shabazz Napier, Louisville's Chane Behanan and Russ Smith and Memphis' Joe Jackson.
- » Kilpatrick enters his final campaign at UC as a three-time all-conference selection in the former BIG EAST Conference. He earned back-to-back second team all-league honors in 2012 and 2013. As a junior, Kilpatrick averaged 17.0 points, 5.2 rebounds and 2.4 three-pointers, ranking fifth in the league in scoring and fourth in three-pointers made.
- » The preseason second team included UCF's Isaiah Sykes, UConn's Ryan Boatwright, Houston's TaShawn Thomas, Louisville's Montrezl Harrell and USF's Anthony Collins.
- » Louisville's Russ Smith was tabbed the conference's preseason player of the year while SMU's Keith Frazier was chosen as the league's preseason rookie of the year.

## KILPATRICK A MEMBER OF USA BASKETBALL AT WORLD UNIVERSITY GAMES

- » Senior guard Sean Kilpatrick was one of 12 players in the nation selected to represent USA Basketball at the 2013 World University Games in Kazan, Russia this summer.
- » Kilpatrick averaged 7.5 points and 2.0 rebounds in eight games with USA Basketball helping the squad to an eighth-place finish.
- » He scored a team-high 18 points on 7-of-14 shooting with four three-pointers against the United Arab Emirates in 24 minutes in the tournament opener.
- » Kilpatrick became the fourth UC player to compete for the U.S. team at the World University Games, joining Eric Hicks (2005), Kenyon Martin (1999) and Pete Mickeal (1999). Martin and Mickeal led the U.S. to a gold medal and 8-0 record. Martin led the team in scoring (13.9) and rebounding (6.6) while Mickeal led the squad in steals (3.3) and was third in scoring (9.1). Hicks' 2005 team also went 8-0 and claimed the gold medal. He averaged 6.6 points and 3.1 rebounds.

## CRONIN PILING UP WINS

- » UC head coach Mick Cronin leads the nation in career Division I victories among college head coaches age 42 or younger. Cronin, who turned 42 in July, entered the season with a career record of 204-124 (.622). Prior to the 2013-14 season, Cronin ranked ahead of Marquette's Buzz Williams (136-71; turned 42 in September); Auburn's Tony Barbee (117-111; turned 42 in August) and Memphis' Josh Pastner (106-34; turned 36 in September).
- » Cronin entered the year ranked fifth in the nation among active coaches for most DI wins among coaches 45 or younger and 19th among coaches younger than 50.
- » His 204 career wins prior to turning 42 ranked ahead of some notable current and former coaches: Jim Calhoun (had amassed 200 wins at 42); Denny Crum (186); Eddie Sutton (176); John Wooden (128) and Roy Williams (103).
- » Entering the USC Upstate contest, Cronin currently ranks third at UC with 141 wins as the Bearcats head coach. He ranks behind only Bob Huggins (399) and George Smith (154).

## NEWS FROM THE WEIGHT ROOM

- » The 2013-14 Bearcats squad has made great strides in the weight room since the end of last season according to director of strength and conditioning Mike Rehfeldt.
- » Senior center David Nyarsuk has increased his weight to 250 pounds, gaining 33 pounds since the end of last season. At 7-foot-1, Nyarsuk owns the longest wingspan (7-foot-1.5) and longest reach (9-foot-6) of any player on this year's team.
- » Sophomore Shaquille Thomas has added 15 pounds and is listed at 205 pounds entering the season. He has gained 30 pounds since arriving on campus in August 2011. Despite the added weight to his frame, Thomas has increased his maximum vertical by five inches since last season and owns the best vertical touch on the team at 12 feet, 5 inches.
- » Senior Justin Jackson has gained 15 pounds of muscle since the end of the 2012-13 campaign while maintaining his body fat at 4.8 percent. He was recorded as bench pressing 185 pounds 18 times this summer, five more than the average forward at the NBA combine. His wingspan (7-foot) and reach (9-foot) are the second-longest on the team.
- » Senior Titus Rubles added 15 pounds to his frame since the end of last season. He tested as the most agile player on the team, finishing the team's lane agility in a team-best 10.32 seconds. His max vertical of 41 inches ranks among the best on the team.
- » Junior Ge'Lawn Guyn added 13 pounds during the offseason. He ranks first on the team for the highest maximum vertical (45.5 inches) and no-step vertical (38.5 inches).
- » Since arriving on campus this summer several freshmen have made strides as well in the weight room. Deshuan Morman (17 pounds), Kevin Johnson (15 pounds) and Jermaine Lawrence (10 pounds) all added weight.

## BREAKING DOWN THE BEARCATS

### RETURNING NUMBERS

CATEGORY	RETURN	LOST	PCT. RETURN
Scoring	1286	976	56.9%
Field Goals	459	332	58.0%
Three-Pointers	117	113	50.8%
Rebounding	786	433	64.5%
Blocks	101	107	48.6%
Steals	150	90	62.5%
Minutes	4151	2283	60.4%

### RETURNING STATISTICAL LEADERS

CATEGORY	NO.	PLAYER
Scoring	17.0	Sean Kilpatrick
Field Goals	194	Sean Kilpatrick
Three-Pointers	82	Sean Kilpatrick
Free Throws	107	Sean Kilpatrick
Rebounding	5.9	Titus Rubles
Assists	67	Titus Rubles
Blocks	41	Justin Jackson
Steals	42	Sean Kilpatrick
Minutes	34.4	Sean Kilpatrick

## KENYON MARTIN RETURNS

- » Former Bearcat great and current New York Knick Kenyon Martin returned to Cincinnati and the UC campus on Oct. 28 for his induction into the James P. Kelly Sr. Athletics Hall of Fame Class of 2013.
- » Martin, along with three other honorees, received the prestigious award at the Legion of Excellence Gala at the Kingsgate Marriott.
- » Martin (1997-2000) was the 2000 National Player of the Year, a consensus first team All-American and the No. 1 pick in the 2000 NBA Draft. He led UC to a No. 1 national ranking throughout the 2000 regular season. He suffered a broken leg in the Conference USA tournament that severely hampered UC's postseason aspirations and set the stage for an NCAA tournament second-round exit.
- » He is one of three former Bearcats to have their jersey retired and hanging inside Fifth Third Arena. He still holds school records for career blocks (292) and career field goal percentage (.586) and ranks 25th on UC's all-time scoring list.

## FORMER BEARCATS IN THE PROS

- » Three former Bearcats were listed on NBA rosters when the 2013-14 season started: Kenyon Martin (N.Y. Knicks), Jason Maxiell (Orlando) and Lance Stephenson (Indiana). Ten other former UC players are playing professional basketball overseas. A complete list follows.

### BEARCATS CURRENTLY PLAYING PRO BASKETBALL

Name	Country	Team
Kenyon Martin	USA-NBA	New York Knicks
Jason Maxiell	USA-NBA	Orlando Magic
Lance Stephenson	USA-NBA	Indiana Pacers
Yancy Gates	Israel	Hapoel Eilat
Adam Hrycaniuk	Poland	Stelmet ZG
Cheikh Mbodj	Greece	Ilysiakos
Anthony McClain	Libya	Al Alhy Benghazi
Cedric McGowan	Uruguay	Bigua
Steve Toyloy	Brazil	Sky Sao Paolo
Deonta Vaughn	Hungary	Atomeromu
Mike Williams	Argentina	La Union
James White	Italy	Grissen Bon Re.
Cashmere Wright	Holland	Gasterra Flames

## AMERICAN ATHLETIC CONFERENCE HOOPS

- » The 2013-14 basketball campaign marks the inaugural season of the American Athletic Conference. The league consists of 10 teams including five members of the former BIG EAST Conference (Cincinnati, Connecticut, Louisville, Rutgers and USF), four former members of Conference USA (Houston, Memphis, SMU and UCF) and Temple from the Atlantic 10 Conference.
- » The 2014-15 campaign sees the addition of East Carolina, Tulane and Tulsa.

## SUCCESS FOLLOWS BEARCATS

- » Cincinnati has been in seven conferences (also had independent status 1971-75) since it joined the Missouri Valley Conference prior to the 1957-58 season and has enjoyed success at each stop.
- » **MISSOURI VALLEY (1958-1970)** - Seven league titles ... two national championships (1961, 1962) ... five straight final fours (1959-1963) ... eight 20-win seasons ... Connie Dierking (1958), Ralph Davis (1960), Bob Wiesenhahn (1961), Paul Hogue (1961, 1962), Tom Thacker (1963), Tony Yates (1963), Ron Bonham (1963, 1964) and George Wilson (1963) received All-American recognition with Wilson playing on the U.S. 1964 Olympic gold medal team.
- » **INDEPENDENT (1971-75)** - Reached the Sweet 16 (1975) ... one 20-win season ... Jim Ard (1970) and Lloyd Batts (1973) were honorable mention All-Americans.
- » **METRO CONFERENCE (1976-1991)** - Two league tournament championships ... three NIT appearances ... three 20-win seasons ... Steve Collier (1976), Gary Yoder (1977), Bob Miller (1978) and Pat Cummings (1979) earned All-American recognition.
- » **GREAT MIDWEST CONFERENCE (1992-95)** - Final Four appearance (1992) ... Elite Eight appearance (1993) ... four NCAA tournament appearances ... two league regular-season titles and four tournament titles ... four 20 win seasons ... Herb Jones (1992) and Nick Van Exel were honorable mention All-Americans.
- » **CONFERENCE USA (1996-2005)** - One Elite Eight (1996) appearance ... two NCAA Sweet 16 (1996, 2001) appearances ... 10 consecutive NCAA tournament appearances ... eight regular-season league titles and four league tournament titles ... nine seasons with 20 or more wins ... Danny Fortson, Ruben Patterson, Bobby Brannen, Melvin Levett, Logan, Martin and Pete Miceal were named of All-Americans.
- » **BIG EAST CONFERENCE (2006-2013)** - One NCAA Sweet 16 appearance ... three NCAA tournament appearances ... four 20 win seasons

## IMG/CINCINNATI RADIO NETWORK

- » Cincinnati men's basketball can be heard in 38 states and a third of Canada thanks to a 15-year partnership with ClearChannel and its signature station 700 WLW, which is based in Cincinnati.
- » 700 WLW provides in-depth coverage, live play-by-play and postgame reaction from head coach Mick Cronin. The broadcast also include a 30-minute pregame show.
- » Dan Hoard provides play-by-play alongside Chuck Machock. Mo Egger serves as host/engineer.

## MICK CRONIN RADIO SHOW

- » The Mick Cronin Radio Show will air weekly on 700 WLW providing in-depth analysis of Bearcats basketball.
- » Coach Cronin is joined weekly by the Voice of the Bearcats, Dan Hoard and color analyst Chuck Machock.
- » The show takes place at the original Montgomery Inn, except during the month of December when it originates from the 700 WLW studios.

## THE MICK CRONIN RADIO SHOW SCHEDULE

Day	Date	Time	Station	Site
Wednesday	Dec. 4	8 p.m.	WLW	700 WLW Studios
Thursday	Dec. 12	8 p.m.	WLW	700 WLW Studios
Thursday	Dec. 19	8 p.m.	WLW	700 WLW Studios
Thursday	Dec. 26	8 p.m.	WLW	700 WLW Studios
Thursday	Jan. 2	8 p.m.	WLW	Montgomery Inn
Thursday	Jan. 9	8 p.m.	WLW	Montgomery Inn
Monday	Jan. 13	8 p.m.	WLW	Montgomery Inn
Monday	Jan. 20	8 p.m.	WLW	Montgomery Inn
Monday	Jan. 27	8 p.m.	WLW	Montgomery Inn
Monday	Feb. 3	8 p.m.	WLW	Montgomery Inn
Monday	Feb. 10	8 p.m.	WLW	Montgomery Inn
Monday	Feb. 17	8 p.m.	WLW	Montgomery Inn
Monday	Feb. 24	8 p.m.	WLW	Montgomery Inn
Monday	March 3	8 p.m.	WCKY	Montgomery Inn
#Monday	March 10	8 p.m.	WLW	Montgomery Inn
Monday	March 17	8 p.m.	WLW	Montgomery Inn
*Monday	March 24	8 p.m.	WLW	Montgomery Inn
*Monday	March 31	8 p.m.	WLW	Montgomery Inn
*Tuesday	Apr. 8	8 p.m.	WCKY	Montgomery Inn

#-Dependent upon UC's travel schedule to AAC Championship.

\*-If necessary.

## HIGHLIGHTS FROM LAST SEASON

- » Cincinnati made its third consecutive appearance in the NCAA Championship for the first time since 2003-05 behind strong team defense, a determined senior class and the talents of standout guard Sean Kilpatrick.
- » The Bearcats finished the 2012-13 season 22-12 overall and 9-9 in the BIG EAST Conference.
- » The senior class of Alex Eppensteiner, Cheikh Mbodj (joined team beginning with the 2011-12 season), JaQuon Parker and Cashmere Wright helped lead the Bearcats to 93 overall wins, 39 BIG EAST Conference wins, three 20-win seasons (2011-2013), three NCAA Championship appearances (2011-13), an NCAA Sweet 16 appearance (2012) and a BIG EAST Championship runner-up finish (2012) during the past four seasons.
- » Guard Cashmere Wright finished his career as the only player in school history to tally at least 1,300 points, 475 assists and 175 steals. He ended his UC tenure as the school's leader in games played (139), ranked third in assists (482) and 22nd in points (1,317).
- » Center Cheikh Mbodj ended the season ranked 16th in the nation in blocked shots (2.65 per game). His 90 blocks ranked fourth for most in a single season at UC.
- » Gritty JaQuon Parker led all BIG EAST guards, averaging 2.04 offensive rebounds and ranking 12th in the league among players at all positions. He enjoyed the best offensive season of his career in 2012-13, averaging 10.9 points and shooting 40.0 percent from three-point range.
- » Guard Sean Kilpatrick was named second team All-BIG EAST by the league's coaches on March 10. He received the same award in 2011-12 and was named to the BIG EAST All-Rookie as a freshman in 2010-11.
- » Kilpatrick finished fifth in the BIG EAST in scoring at 17.0 points per game and was fourth with 2.41 three-pointers each contest. His 577 points during the 2012-13 campaign were the most scored in a season during the Mick Cronin coaching era.
- » Kilpatrick was named to the John R. Wooden Award Midseason Top 25 list by the Los Angeles Athletic Club and also was selected as one of 30 candidates for the 2013 Naismith College Player of the Year award.

## BEARCATS RUNS

### CINCINNATI RUNS OF 8-0 OR MORE (10)

- » 15-0 vs. NC Central (9:08-5:45 in 1st Half)
- » 9-0 vs. Appalachian State (19:45-15:45 in 1st Half)
- » 14-0 vs. Appalachian State (12:02-7:10 in 1st Half)
- » 11-0 vs. Campbell (16:05-11:38 in 1st Half)
- » 9-0 vs. Campbell (9:08-5:19 in 1st Half)
- » 9-0 vs. Campbell (9:41-7:24 in 2nd Half)
- » 8-0 vs. UMass Lowell (10:27-7:29 2nd Half)
- » 9-0 vs. Kennesaw St. (4:37-1:04 1st Half)
- » 9-0 vs. Kennesaw St. (0:46 1st Half - 17:51 2nd Half)
- » 8-0 vs. Kennesaw St. (16:27-13:37 2nd Half)

### OPPONENT RUNS OF 8-0 OR MORE (0)

- » Largest opponent run this season is 7-0 by NC Central (9:15-6:44 in the 2nd Half)



### THE MICK CRONIN FILE

**Hometown:** Cincinnati, Ohio

**Alma Mater:** University of Cincinnati '97

**Family:** daughter, Samantha (7)

#### Coaching Experience:

**1998-2001** - Assistant Coach  
Cincinnati

**2002-2003** - Associate Head Coach  
Louisville

**2004-2006** - Head Coach  
Murray State

**2007-Pres.** - Head Coach  
Cincinnati

### CRONIN COACHING NOTES

- Signed contract extension in April 2013 keeping him as the Bearcats head coach through the 2018 season.
- Owns a 80-32 record during last three-plus seasons with three consecutive trips to the NCAA tournament, including a 2012 Sweet 16 appearance.
- Has directed five teams to the NCAA tournament as a head coach. Has taken 12 teams as a head coach or assistant.
- Earned his 200th career coaching victory during the 2012-13 season.

### CINCINNATI HEAD COACH MICK CRONIN

In his eighth season at his alma mater, Mick Cronin has returned pride to the University of Cincinnati basketball program by restoring its winning tradition with three consecutive trips to the NCAA tournament and reclaiming its place as a national contender.

Though the process was anything but easy - with a roster that included only one returning letterman when he arrived at UC in March 2006 - Cronin's steadfast determination and loyalty for UC spearheaded what could be considered one of the nation's top rebuilding efforts.

Cincinnati was the only program from a major conference to improve its win total every season from 2007 to 2011, building from 11 wins in 2007 to 26 victories and a return to the NCAA tournament in 2011. A year later, the Bearcats won 26 games again while advancing to the school's first NCAA Sweet 16 appearance since 2001. UC made its third consecutive NCAA tournament appearance last season as attendance figures at UC's Fifth Third Arena climbed to their highest average of the Cronin coaching era and a Top-50 national ranking.

A trip to the NCAA tournament in 2014 would make Cronin only the second coach in school history to take the Bearcats to the Big Dance four consecutive times (Bob Huggins sent 14 UC teams from 1992-2005).

Last season he earned his 200th career victory and enters the 2013-14 campaign with a 204-124 overall record after 10 seasons. He owns a 135-100 mark after seven years at UC, ranking third in school history. Cronin and UC reinforced their commitment to one another in April 2013 when the head coach signed a contract extension through the 2018 season.

#### TRACK RECORD OF SUCCESS

Success seems to follow Cronin, who came to UC after serving three years as head coach at Murray State (2004-06). As mentor of the Racers, Cronin compiled a 69-24 overall record while earning a pair of NCAA tournament berths.

In his debut season as head coach, Cronin directed Murray State to a school-best 28-6 record, the Ohio Valley Conference tournament championship, and an NCAA tournament appearance. His 28 wins are the sixth most in NCAA history for a first-year head coach. He earned OVC Coach of the Year honors two seasons later, guiding Murray State to another OVC title, league tournament crown and NCAA tournament appearance with a 24-6 mark in 2005-06.

Prior to earning a head coaching position, Cronin built a sterling reputation for his ability to evaluate and recruit top talent. In his stint at UC as an assistant coach for Bob Huggins from 1997-2001, Cronin

recruited several top players, including NBA Draft selections Steve Logan (Golden State); DerMarr Johnson (Atlanta); Pete Mickeal (Dallas); Kenny Satterfield (Dallas); and Jason Maxiell (Detroit).

Following the 2000-01 season, Cronin became the associate head coach and recruiting coordinator at Louisville, under Rick Pitino. In his first year, Cronin helped attract a top-10 ranked recruiting class.

#### COMMUNITY INVOLVEMENT

Cronin's passion for success on the court also carries over to the Cincinnati community where he is committed to making a difference. He currently serves as a board member of the American Cancer Society's Coaches vs. Cancer of Southwest Ohio chapter.

He also assists with a major fundraising event - Soul of the City Soiree - for Our Daily Bread that has generated more than \$100,000 each of the past two years to assist the soup kitchen located in the Over-the-Rhine area of Cincinnati.

Cronin also annually speaks with the Young Executive Group of the Catholic Inner-City Schools Education (CISE) Fund. The group raises money from area corporations to help give children from low income urban settings the opportunity to attend Catholic schools.

#### PATH TO COACHING

Cronin has long held great pride in the Queen City, the University of Cincinnati and the sport of basketball. As a child growing up on the west side of town, he used to follow his father, Harold "Hep" Cronin -- a highly successful local high school coach with more than 400 career wins -- around the gyms of Cincinnati. A product of LaSalle High School, Cronin had his playing career end sooner than expected due to a knee injury in high school.

That didn't stop his desire to find his place in basketball. While completing his undergraduate degree at UC, Cronin served as assistant varsity coach and head junior varsity coach at Woodward High School. He helped develop six players who went on to play Division I college basketball, including former Bearcat Damon Flint, who ranks among the top 25 scorers in program history.

Cronin made the jump from high school to college coaching during the 1996-97 season joining Huggins as video coordinator for UC basketball. A year later, Cronin was elevated to an assistant coach for the Bearcats, setting the stage for his long tenure in college basketball.

Cronin resides in Cincinnati with his seven-year old daughter, Samantha.

### COMMENTS ON CRONIN

"Mick has done an outstanding job in an extremely difficult situation. The odds were against him but he was persistent and got the Bearcats over the hump and into the NCAA tournament where they should be a regular at knocking on that door every March." - **Andy Katz, ESPN**

"Mick Cronin has taken Cincinnati from basketball purgatory to the level of perennial NCAA contender. When Mick first took the job, the Bearcats' roster was in worse condition than most mid-major programs. Since that point, Mick has built Cincinnati into a national program that's won 74 games in the last three seasons and advanced to three straight NCAA Tournaments. The job he's done at his alma mater is second to none, and he's far from finished." - **Jon Rothstein, College Basketball Insider, CBS Sports Network**

"Mick Cronin has done a tremendous job at Cincinnati. He took over a program that needed a new culture of winning, and he built a solid foundation in the nation's toughest basketball league. He's been disciplined, and has demanded the same from his players. Mick has instilled belief in his players and has worked incredibly hard to lead Cincinnati back to national prominence." - **Jay Bilas, ESPN**

"From starting with not much more than a few basketballs and an empty gym, and playing in a league that routinely produced No. 1 NCAA seeds and Final Four teams, Mick elevated the Bearcats to 26 victories and an NCAA Tournament berth within five seasons. And he did this with players who've lifted the program's academic rating and graduated from the university. It might be the most underrated coaching performance of the past two decades in college basketball. It's darned near a miracle." - **Mike DeCourcy, Sporting News**

"Mick Cronin has done a great rebuilding job at Cincinnati. I love the emotion and passion he brings to the sidelines. Bearcat fans have to be thrilled with what he has done. Stock up for Mick Cronin, baby!" - **Dick Vitale, ESPN**

## THE CRONIN COACHING FILE

SEASON	SCHOOL (CONF.)	POSITION	RECORD/CONF.	POSTSEASON (RECORD)
1996-97	Cincinnati (C-USA)	Video Coordinator		
1997-98	Cincinnati (C-USA)	Assistant Coach	27-6/14-2	NCAA West Regional (1-1)
1998-99	Cincinnati (C-USA)	Assistant Coach	27-6/12-4	NCAA East Regional (1-1)
1999-00	Cincinnati (C-USA)	Assistant Coach	29-4/16-0	NCAA South Regional (1-1)
2000-01	Cincinnati (C-USA)	Assistant Coach	25-10/11-5	NCAA West Regional Semifinals (2-1)
2001-02	Louisville (C-USA)	Assoc. Head Coach	19-13/8-8	NIT (1-1)
2002-03	Louisville (C-USA)	Assoc. Head Coach	25-7/11-5	NCAA East Reg. (1-1)
2003-04	Murray State (OVC)	Head Coach	28-6/14-2	NCAA Atlanta Reg. (0-1)
2004-05	Murray State (OVC)	Head Coach	17-11/11-5	---
2005-06	Murray State (OVC)	Head Coach	24-7/17-3	NCAA Washington Reg. (0-1)
<b>MURRAY STATE TOTALS</b>		<b>3 years</b>	<b>69-24/42-10</b>	<b>.742/.808</b>
2006-07	Cincinnati (BIG EAST)	Head Coach	11-19/2-14	---
2007-08	Cincinnati (BIG EAST)	Head Coach	13-19/8-10	Col. Basketball Invit. (0-1)
2008-09	Cincinnati (BIG EAST)	Head Coach	18-14/8-10	---
2009-10	Cincinnati (BIG EAST)	Head Coach	19-16/7-11	NIT (1-1)
2010-11	Cincinnati (BIG EAST)	Head Coach	26-9/11-7	NCAA Third Round (1-1)
2011-12	Cincinnati (BIG EAST)	Head Coach	26-11/12-6	NCAA East Regional Semifinals (2-1)
2012-13	Cincinnati (BIG EAST)	Head Coach	22-11/9-9	NCAA Second Round (0-1)
2013-14	Cincinnati (American)	Head Coach	6-0/0-0	
<b>CINCINNATI TOTALS</b>		<b>8 years</b>	<b>141-100/57-67</b>	<b>.585/.460</b>
<b>HEAD COACHING TOTALS</b>		<b>11 years</b>	<b>210-124/99-77</b>	<b>.629/.563</b>

## CRONIN'S RECORD AGAINST ALL OPPONENTS

School	W-L	Last Meeting	School	W-L	Last Meeting	School	W-L	Last Meeting
Alabama	1-0	2012-13	Jacksonville State	6-0	2011-12	Southeast Missouri State	5-2	2005-06
Alabama State	1-0	2011-12	<b>Kennesaw State</b>	<b>1-0</b>	<b>2013-14</b>	Southern Illinois	1-2	2005-06
<b>Appalachian State</b>	<b>1-0</b>	<b>2013-14</b>	Lipscomb	1-0	2009-10	Southern Miss	1-0	2003-04
Arkansas-Little Rock	1-0	2012-13	<b>Louisville</b>	<b>4-6</b>	<b>2012-13</b>	South Carolina Upstate	1-0	2007-08
Arkansas-Pine Bluff	2-0	2011-12	Marquette	3-4	2011-12	South Dakota	1-0	2008-09
Arkansas Tech	1-0	2004-05	Marshall	1-1	2012-13	St. Francis (Pa.)	1-0	2010-11
Austin Peay	4-1	2005-06	Maryland	1-0	2009-10	St. John's	5-6	2012-13
Belmont	0-1	2007-08	Maryland Eastern Shore	1-0	2012-13	St. Mary's (Calif.)	0-1	2004-05
Bowling Green	0-1	2007-08	<b>Memphis</b>	<b>0-3</b>	<b>2008-09</b>	Syracuse	2-6	2012-13
Bradley	0-1	2007-08	Miami (Ohio)	5-0	2011-12	Texas	1-0	2011-12
Cal-State Bakersfield	1-0	2009-10	<b>Middle Tennessee</b>	<b>0-0</b>	<b>2013-14</b>	TCU	1-0	2003-04
Cal-Davis	1-0	2004-05	Mississippi State	1-0	2008-09	<b>Temple</b>	<b>1-0</b>	<b>2006-07</b>
<b>Campbell</b>	<b>2-0</b>	<b>2012-13</b>	Mississippi Valley State	1-0	2012-13	Tennessee	0-1	2005-06
Campbellsville	1-0	2005-06	Missouri	1-1	2010-11	Tennessee State	5-1	2005-06
Central Michigan	1-0	2006-07	Morehead State	7-0	2005-06	Tennessee Tech	3-2	2005-07
Charleston Southern	1-0	2008-09	Mount St. Mary's	1-0	2010-11	Tennessee-Martin	9-0	2012-13
<b>Chicago State</b>	<b>2-0</b>	<b>2011-12</b>	<b>Nebraska</b>	<b>0-0</b>	<b>2013-14</b>	Texas A&M-Corpus Christi	1-1	2003-04
Cincinnati	0-1	2005-06	<b>New Mexico</b>	<b>0-1</b>	<b>2012-13</b>	Texas-San Antonio	2-0	2005-06
Coastal Carolina	2-0	2008-09	North Carolina	0-1	2005-06	Texas Southern	2-0	2009-10
Creighton	0-1	2012-13	North Carolina A&T	1-0	2012-13	Toledo	2-0	2010-11
Dayton	1-1	2010-11	<b>North Carolina Central</b>	<b>1-0</b>	<b>2013-14</b>	UAB	1-4	2009-10
Delaware State	2-0	2004-05	<b>NC State</b>	<b>2-1</b>	<b>2013-14</b>	<b>UCF</b>	<b>0-0</b>	<b>2013-14</b>
DePaul	6-3	2012-13	Northwestern State	1-0	2011-12	<b>UConn</b>	<b>4-7</b>	<b>2012-13</b>
Eastern Illinois	5-1	2005-06	Notre Dame	3-7	2012-13	<b>UMass Lowell</b>	<b>1-0</b>	<b>2013-14</b>
Eastern Kentucky	6-1	2008-09	Oakland	1-0	2006-07	UNLV	1-0	2008-09
Fairfield	1-0	2007-08	Ohio	0-1	2006-07	<b>USC Upstate</b>	<b>0-0</b>	<b>2013-14</b>
Florida A&M	1-0	2010-11	Ohio State	0-2	2011-12	<b>USF</b>	<b>5-4</b>	<b>2012-13</b>
Florida State	1-1	2011-12	Oklahoma	2-0	2011-12	Utah Valley	1-0	2010-11
Georgetown	6-6	2012-13	Oregon	1-0	2012-13	Vanderbilt	1-0	2009-10
Georgetown College	1-0	2003-04	<b>Pittsburgh</b>	<b>3-8</b>	<b>2012-13</b>	Villanova	4-4	2012-13
Georgia	1-0	2011-12	Prairie View A&M	1-0	2009-10	Wagner	1-0	2003-04
Georgia Southern	1-0	2010-11	Presbyterian	0-1	2011-12	Weber State	1-0	2009-10
Gonzaga	0-1	2009-10	Providence	4-5	2012-13	West Florida	1-0	2003-04
High Point	1-0	2006-07	Radford	1-0	2011-12	West Virginia	3-5	2011-12
<b>Houston</b>	<b>0-0</b>	<b>2013-14</b>	Rice	2-0	2005-06	Western Carolina	1-0	2007-08
Howard	1-0	2006-07	<b>Rutgers</b>	<b>6-4</b>	<b>2012-13</b>	Western Illinois	1-0	2008-09
Illinois	0-1	2003-04	Samford	2-3	2005-06	Western Kentucky	1-1	2004-05
Illinois-Chicago	1-0	2005-06	Savannah State	1-0	2010-11	Winthrop	1-0	2009-10
Illinois State	0-1	2007-08	Seton Hall	4-3	2012-13	Wofford	0-1	2006-07
Iowa State	1-0	2012-13	SIU-Edwardsville	2-0	2004-05	Wright State	3-0	2012-13
IPFW	1-0	2010-11	<b>SMU</b>	<b>0-0</b>	<b>2013-14</b>	<b>Xavier</b>	<b>3-4</b>	<b>2012-13</b>



### CHARTING THE BEARCATS

#### CAREER SCORING

Rk	Name (Years)	Points
1.	Oscar Robertson (1958-60)	2,973
2.	Steve Logan (1999-2002)	1,985
3.	Deonta Vaughn (2007-10)	1,885
4.	Danny Fortson (1995-97)	1,881
5.	Roger McClendon (1985-88)	1,789
6.	Pat Cummings (1975-79)	1,762
7.	Ron Bonham (1962-64)	1,666
8.	Louis Banks (1988-91)	1,644
9.	Jack Twyman (1952-55)	1,598
10.	Lloyd Batts (1972-74)	1,585
11.	Darnell Burton (1994-97)	1,584
12.	Jason Maxiell (2002-05)	1,566
13.	<b>Sean Kilpatrick (2011-present)</b>	<b>1,560</b>
14.	Robert Miller (1975-78)	1,498
15.	Yancy Gates (2009-12)	1,485
16.	Dwight Jones (1980-83)	1,451
17.	Paul Hogue (1960-62)	1,391
18.	Bobby Austin (1979-82)	1,385
19.	Derrek Dickey (1971-73)	1,328
20.	Levertis Robinson (1988-91)	1,320
21.	Leonard Stokes (2000-03)	1,318
22.	Cashmere Wright (2010-2013)	1,317
23.	Damon Flint (1994-97)	1,316
24.	Dion Dixon (2009-12)	1,281
25.	Kenyon Martin (1997-2000)	1,279

#### CAREER 3-POINTERS MADE

Rk	Name (Years)	3FGS
1.	Deonta Vaughn (2006-10)	313
2.	Darnell Burton (1993-97)	306
3.	Field Williams (2001-04)	262
4.	LaZelle Durden (1993-95)	260
5.	Steve Logan (1998-2002)	258
--	<b>Sean Kilpatrick (2011-present)</b>	<b>237</b>

#### CAREER GAMES PLAYED

Rk	Name (Years)	Games
1.	Cashmere Wright (2010-2013)	139
2.	Dion Dixon (2009-12)	137
3.	Steve Logan (1999-2002)	135
T4.	Larry Davis (2008-11)	132
T4.	Yancy Gates (2009-12)	132
6.	Keith Gregor (1993-96)	131
7.	Darnell Burton (1994-97)	130
T8.	Bobby Brannen (1995-98)	129
T8.	Leonard Stokes (2000-03)	129
T8.	Jason Maxiell (2002-05)	129
T8.	Deonta Vaughn (2007-10)	129
--	<b>Sean Kilpatrick (2011-present)</b>	<b>112</b>

#### CONSECUTIVE GAMES PLAYED

Rk	Name (Years)	Games
1.	Keith Gregor (1993-96)	131
2.	Jason Maxiell (2002-05)	129
3.	Dwight Jones (1980-1983)	112
--	<b>Sean Kilpatrick (2011-present)</b>	<b>112</b>

#### CAREER MINUTES PLAYED

Rk	Name (Years)	Minutes
1.	Deonta Vaughn (2007-10)	4,310
2.	Dwight Jones (1980-83)	3,946
3.	Steve Logan (1999-2002)	3,902
4.	Cashmere Wright (2010-2013)	3,650
5.	Louis Banks (1988-91)	3,631
6.	Damon Flint (1994-97)	3,619
--	<b>Sean Kilpatrick (2011-present)</b>	<b>3,340</b>

#### CAREER BLOCKS

Rk	Name (Years)	Blocks
1.	Kenyon Martin (1997-2000)	292
2.	Erick Hicks (2003-2006)	256
3.	Jason Maxiell (2002-2005)	252
4.	Donald Little (1999-2002)	153
5.	Rick Roberson (1967-69)	146
--	<b>Justin Jackson (2011-Present)</b>	<b>143</b>

#### CAREER COACHING WINS

Rk	Coach	Years	Seasons	Record
1.	Bob Huggins	15	1990-2005	399-127
2.	George Smith	8	1953-1960	154-56
3.	<b>Mick Cronin</b>	<b>8</b>	<b>2007-Present</b>	<b>141-100</b>
4.	Gale Catlett	6	1973-1978	126-44
5.	Tay Baker	7	1966-1972	125-60

### 2013-14 BEARCATS HONORS

#### JUSTIN JACKSON

- American Athletic Conference Honor Roll (Nov. 25)

#### SEAN KILPATRICK

- Preseason First Team All-American Athletic Conference
- John R. Wooden Award Preseason Top 50 selection
- Naismith Award Early Season Top 50 selection
- American Athletic Conference Honor Roll (Nov. 11)

#### TITUS RUBLES

- American Athletic Conference Honor Roll (Nov. 18)

### DEFENSIVE NUMBERS UNDER MICK CRONIN

Cincinnati's defensive statistics during the Mick Cronin Era (eight seasons; 2007-Present)

Year	UC Record	Opp FGM-FGA	Opp FG%	Opp 3FGM-3FGA	Opp 3FG%	Opp PPG	Games Allowed <70 Pts	Games Allowed <60 Pts	Games Allowed <50 Pts	Games Allowed <40% FG	Games Allowed <35% FG	Forced Turnovers	UC Blocks	UC Steals
2006-07	11-19	685-1539	.445	231-612	.377	67.7	14	8	2	8	4	451	58	230
2007-08	13-19	717-1669	.430	209-621	.337	67.8	18	7	2	8	3	380	73	169
2008-09	18-14	752-1802	.417	186-581	.320	66.3	19	10	3	13	7	406	103	183
2009-10	19-16	807-1954	.413	230-676	.340	66.5	23	12	1	13	5	423	107	199
2010-11	26-9	735-1790	.411	171-529	.323	(9th) 59.6	<b>30</b>	<b>18</b>	<b>7</b>	<b>17</b>	7	492	129	258
2011-12	<b>26-11</b>	849-2063	.412	207-641	.323	(40th) 61.5	29	15	4	16	7	<b>518</b>	(44th) 170	(43rd) <b>298</b>
2012-13	22-12	716-1851	(14th) <b>.387</b>	171-562	(34th) <b>.304</b>	(22nd) <b>59.0</b>	<b>30</b>	<b>18</b>	3	16	<b>9</b>	452	(7th) <b>208</b>	240
2013-14	6-0	119-322	.358	34-103	.330	57.5	6	3	2	4	2	109	40	58

National ranking in parentheses;  
Cronin-era bests in **boldface**

## THE POLLS

ASSOCIATED PRESS  
(NOV. 25)

Rk.	Team (First Place Votes)
1.	Michigan State (56)
2.	Kansas (8)
3.	Kentucky
4.	Arizona
5.	Oklahoma State (1)
6.	Duke
7.	Ohio State
8.	Syracuse
9.	Louisville
10.	Wisconsin
11.	Gonzaga
12.	Wichita State
13.	Connecticut
14.	Oregon
15.	Florida
16.	North Carolina
17.	Iowa State
18.	Baylor
19.	UCLA
20.	Creighton
21.	Memphis
22.	Michigan
23.	Iowa
24.	Massachusetts
25.	Marquette

## OTHERS RECEIVING VOTES:

New Mexico 82, Virginia Commonwealth 71, Florida State 63, Virginia 61, Indiana 47, Boise State 35, Charlotte 35, Belmont 31, Arizona State 23, Harvard 22, Colorado 19, Villanova 16, Xavier 11, Pittsburgh 10, Missouri 8, Tennessee 7, **Cincinnati 7**, Minnesota 6, Illinois 2, Texas A&M 1, George Washington 1, Georgetown 1

USA TODAY COACHES POLL  
(NOV. 25)

Rk.	Team (First Place Votes)
1.	Michigan State (30)
2.	Kansas (2)
3.	Arizona
4.	Kentucky
5.	Duke
6.	Ohio State
7.	Syracuse
8.	Oklahoma State
9.	Louisville
10.	Gonzaga
11.	Wisconsin
12.	Wichita State
13.	Florida
14.	Connecticut
15.	Oregon
16.	North Carolina
17.	Baylor
18.	Creighton
19.	Memphis
20.	Michigan
21.	UCLA
22.	Iowa State
23.	Iowa
24.	Virginia Commonwealth
25.	Indiana

## OTHERS RECEIVING VOTES:

Massachusetts 69, New Mexico 56, Marquette 42, Florida State 27, Virginia 24, Boise State 19, Pittsburgh 18, Arizona State 17, Colorado 13, California 12, Saint Mary's 10, Tennessee 9, Saint Louis 8, New Mexico State 7, Charlotte 7, Missouri 6, Villanova 5, Utah State 5, Belmont 4, Notre Dame 3, Providence 3, Harvard 2, Georgetown 1

## CINCINNATI'S WEEKLY RANKINGS

Associated Press	Week	USA Today
RV	Preseason	--
RV	Nov. 11	--
RV	Nov. 18	--
RV	Nov. 25	--
	Dec. 2	
	Dec. 9	
	Dec. 16	
	Dec. 23	
	Dec. 30	
	Jan. 6	
	Jan. 13	
	Jan. 20	
	Jan. 27	
	Feb. 3	
	Feb. 10	
	Feb. 17	
	Feb. 24	
	March 3	
	March 10	

## 2013-14 AMERICAN ATHLETIC CONFERENCE

2013-14 AMERICAN CONFERENCE STANDINGS  
(Thru Nov. 30)

Team	AAC	Pct.	Overall	Pct.
UConn	0-0	0.000	7-0	1.000
Cincinnati	0-0	0.000	6-0	1.000
Louisville	0-0	0.000	6-1	0.857
Memphis	0-0	0.000	4-1	0.800
Houston	0-0	0.000	6-2	0.750
SMU	0-0	0.000	6-2	0.750
USF	0-0	0.000	4-2	0.667
UCF	0-0	0.000	3-2	0.600
Rutgers	0-0	0.000	4-4	0.500
Temple	0-0	0.000	3-3	0.500

## UPCOMING SCHEDULE

## Sunday, Dec. 1

Memphis vs. Oklahoma State  
(Old Spice Classic - Orlando, Fla.)

ESPN/ESPN2

## Monday, Dec. 2

Florida at UConn  
McNeese State at SMU

7 p.m./ESPN2  
8:30 p.m./ESPN3

## Tuesday, Dec. 3

USC Upstate at Cincinnati  
UCF at Florida Atlantic

7 p.m./ESPN3  
7 p.m.

## Wednesday, Dec. 4

Missouri-Kansas City at Louisville  
USF at George Mason  
Rutgers at George Washington  
Houston at Texas A&M  
SMU at Illinois-Chicago  
Saint Joseph's at Temple

7 p.m./ESPN3  
7 p.m.  
7:30 p.m.  
8 p.m./FSN  
8 p.m.  
8 p.m./ESPN3

## Friday, Dec. 6

Maine at UConn

7 p.m./ESPN3

## Saturday, Dec. 7

Texas at Temple WF  
Northwestern State at Memphis  
Hofstra at SMU  
San Jose State at Houston  
Stetson at UCF  
Alabama at USF  
Cincinnati at New Mexico

Noon/ESPNU  
1 p.m./ESPN3  
1 p.m./ESPN3  
6 p.m./ESPN3  
7 p.m./ESPN3  
9 p.m./ESPN3  
4:30 p.m./CBSSN

## Sunday, Dec. 8

Seton Hall at Rutgers

8 p.m./ESPNU

CINCINNATI IN THE AMERICAN CONFERENCE  
(Thru Nov. 30)

CATEGORY	TEAM	[*NATIONAL] LEAGUE RANK (STAT)
Scoring.....		3rd (79.0)
Scoring Defense.....		[12th] 1st (57.5)
Scoring Margin.....		[41st] 2nd (+21.5)
Free Throw Pct. ....		7th (.686)
Field Goal Pct. ....		4th (.465)
Field Goal Pct. Defense.....		[17th] 3rd (.370)
3-Pt Field Goal Pct. ....		7th (.326)
3-Pt Field Goal Pct. Defense.....		[52nd] 5th (.330)
Rebounding Offense.....		3rd (40.5)
Rebounding Defense.....		2nd (31.0)
Rebounding Margin.....		[59th] 1st (+9.5)
Blocked Shots.....		[18th] 3rd (6.7)
Assists.....		9th (13.0)
Steals.....		3rd (9.7)
Turnover Margin.....		3rd (+6.17)
Assist-to-Turnover Ratio.....		7th (1.1)
Offensive Rebounds.....		1st (17.0)
Defensive Rebounds.....		10th (23.5)
3-Pt Field Goals Made.....		8th (4.7)

## INDIVIDUAL

PLAYER	TEAM	[*NATIONAL] LEAGUE RANK (STAT)
Scoring		
Sean Kilpatrick.....		[77th] 1st (19.3)
Titus Rubles.....		26th (11.8)
Justin Jackson.....		29th (11.5)

## Rebounding

Justin Jackson.....	T-7th (7.5)
Titus Rubles.....	13th (6.2)

## Field Goal Pct.

Titus Rubles.....	13th (.532)
Justin Jackson.....	[47th] 14th (.525)
Sean Kilpatrick.....	15th (.520)

## Free Throw Pct.

Sean Kilpatrick.....	[29th] T-9th (.840)
Troy Caupain.....	13th (.818)

## Steals

Sean Kilpatrick.....	[67th] T-6th (2.0)
Titus Rubles.....	T-6th (2.0)

## 3-PT FG Pct.

Sean Kilpatrick.....	[77th] 9th (.447)
Jermaine Sanders.....	14th (.400)

## 3-PT FG Made

Sean Kilpatrick.....	1st (2.8)
----------------------	-----------

## Blocked Shots

Justin Jackson.....	[14th] 2nd (3.8)
---------------------	------------------

## Offensive Rebounds

Justin Jackson.....	T-3rd (3.5)
Titus Rubles.....	11th (2.5)

## Defensive Rebounds

Justin Jackson.....	T-13th (4.0)
---------------------	--------------

\*National rankings through games of Nov. 24.

## CINCINNATI'S RECORD WHEN

	06-07	07-08	08-09	09-10	10-11	11-12	12-13	13-14	Cronin
Home games	10-8	10-7	13-5	13-5	15-3	14-4	13-5	6-0	93-37
Away games	0-9	3-11	4-7	2-9	7-4	7-5	5-5	0-0	28-50
Neutral site games	1-2	0-1	1-2	4-2	4-2	5-2	4-2	0-0	19-13
Conference games	2-14	8-10	8-10	7-11	11-7	12-6	10-10	0-0	58-68
vs. Top 25 teams	0-4	2-5	1-7	3-6	3-7	8-4	2-8	0-0	19-41
vs. RPI Top 100 teams	2-13	7-12	5-11	8-15	8-9	11-8	11-11	0-0	52-79
Overtime games	2-0	1-1	2-1	0-3	1-0	1-2	2-1	0-0	9-8
Lead at halftime	6-1	10-3	11-3	13-4	25-0	18-3	15-3	5-0	102-17
Trail at halftime	4-17	3-15	6-11	4-11	0-9	7-8	7-9	0-0	31-80
Tied at halftime	1-1	0-1	1-0	2-1	1-0	1-0	0-0	1-0	7-3
Lead with 10:00 remaining	10-1	9-1	14-1	13-3	26-0	18-4	19-1	5-0	114-11
Trail with 10:00 remaining	1-18	1-18	3-13	6-11	0-9	7-7	3-9	0-0	21-85
Tied with 10:00 remaining	0-0	3-0	1-0	0-2	0-0	1-0	0-2	1-0	6-4
Lead with 5:00 remaining	9-3	11-1	17-1	18-2	25-0	19-4	19-2	6-0	124-13
Trail with 5:00 remaining	0-16	2-17	1-13	0-13	0-9	5-7	2-9	0-0	10-84
Tied with 5:00 remaining	2-0	0-1	0-0	1-1	1-0	2-0	1-1	0-0	7-3
Lead with 2:00 remaining	10-2	11-1	16-0	18-2	25-1	23-2	19-2	6-0	128-10
Trail with 2:00 remaining	0-17	1-17	2-14	1-14	0-8	3-9	1-10	0-0	8-89
Tied with 2:00 remaining	1-0	1-1	0-0	0-0	1-0	0-0	2-0	0-0	5-1
Shoot better from the field	8-2	8-3	13-1	15-4	22-0	16-2	15-1	5-0	102-13
Shoot worse from the field	3-17	5-16	5-13	4-12	4-9	8-9	4-11	1-0	34-87
Shoot 50% or better	0-2	0-0	4-1	8-1	7-0	6-0	4-0	1-0	30-4
Shoot below 50%	11-17	13-19	14-13	11-15	16-8	20-11	18-12	5-0	108-95
Opp. shoots 50% or better	1-9	0-6	0-6	0-2	2-4	1-2	0-1	0-0	4-30
Opp. shoots below 50%	10-10	13-13	18-8	19-14	22-5	24-9	22-11	6-0	134-70
Opp. shoots below 40%	7-1	6-1	9-3	10-3	17-0	15-1	16-1	4-0	84-10
Make 7 or fewer 3-pointers	10-12	8-12	7-11	13-12	21-6	12-9	12-9	6-0	88-71
Make 8 or more 3-pointers	1-7	5-7	11-3	6-4	6-4	14-2	10-3	0-0	53-30
Shoot more FTs than opp.	7-3	6-3	12-1	11-2	22-2	16-4	16-3	5-0	95-18
Out-rebound the opponent	9-5	10-11	13-4	17-8	24-3	10-4	17-8	6-0	106-43
Opponent out-rebounds UC	2-14	3-7	2-9	2-8	2-5	13-6	3-4	0-0	27-53
Same number of rebounds	0-0	0-1	3-1	0-0	0-1	3-1	2-0	0-0	8-4
Commit fewer turnovers	7-11	4-5	9-3	7-6	16-6	22-5	14-4	4-0	83-40
Commit the same or more TOs	4-8	9-14	9-11	12-10	9-2	4-3	8-7	2-0	57-55
Commit 12 or fewer turnovers	7-9	4-7	5-4	5-5	10-5	17-7	8-8	4-0	60-45
Outscore opponents' bench	6-8	8-6	15-9	19-11	24-7	13-3	11-6	4-0	100-50
1-3 point games	1-4	5-5	2-0	4-5	2-1	5-4	2-3	0-0	21-22
4-5 point games	0-1	2-1	2-1	3-2	0-2	6-0	2-2	0-0	15-9
6-10 point games	5-2	2-6	5-6	4-4	7-2	5-3	7-4	0-0	35-27
11-19 point games	4-10	3-5	4-4	4-4	8-5	4-2	6-2	3-0	36-32
20-plus point games	1-2	1-2	5-3	4-1	9-1	7-1	5-1	3-0	35-11
Score 59 or fewer points	0-9	3-7	1-6	0-7	3-8	3-7	1-9	0-0	11-53
Score 60-69 points	6-7	8-7	4-6	9-4	9-1	7-4	9-3	1-0	52-32
Score 70 or more points	5-3	2-5	13-2	10-5	14-0	16-2	12-0	5-0	77-17
Hold opp. to 50 or fewer points	3-0	3-0	4-0	1-0	7-0	3-2	4-0	2-0	27-2
Hold opp. to 51-60 points	3-4	5-1	6-2	9-2	12-1	12-3	12-4	1-0	61-17
Hold opp. to 61-70 points	3-2	5-5	5-3	7-4	5-5	10-1	4-7	3-0	42-27
Opp. scores 70-plus points	2-13	0-13	3-9	2-10	2-3	1-5	2-1	0-0	12-54
November	5-1	4-2	5-1	4-1	5-0	4-2	6-0	6-0	39-7
December	4-3	1-5	5-2	5-2	9-0	6-1	7-1	0-0	37-14
January	1-7	5-4	4-4	5-4	4-4	5-4	4-3	0-0	28-30
February	1-7	3-3	4-3	2-5	4-3	6-2	2-5	0-0	22-28
March	0-1	0-5	0-4	3-4	4-2	5-2	2-3	0-0	14-21
Monday	0-0	1-0	3-2	2-2	2-0	2-1	2-2	0-0	12-7
Tuesday	0-2	1-1	1-2	4-2	3-0	2-0	4-0	2-0	17-7
Wednesday	4-5	4-5	4-1	7-3	9-1	7-0	3-1	1-0	39-16
Thursday	0-1	0-2	3-0	1-2	3-1	3-1	1-3	0-0	11-10
Friday	1-0	1-1	0-1	0-0	1-0	4-1	1-2	2-0	10-5
Saturday	5-7	6-5	6-5	5-3	8-4	5-7	10-2	1-0	46-39
Sunday	1-4	0-5	1-3	0-4	0-3	3-1	2-1	0-0	7-21

## BEARCATS STARTING LINEUPS

Opponent	UC Starters
Carleton (EXH.)	Guyn, Kilpatrick, Thomas, Rubles, Jackson
Bellarmino (EXH.)	Guyn, Kilpatrick, Thomas, Rubles, Jackson
North Carolina Central	Guyn, Kilpatrick, Thomas, Rubles, Jackson
NC State	Guyn, Kilpatrick, Thomas, Rubles, Jackson
Appalachian State	Guyn, Kilpatrick, Thomas, Rubles, Jackson
Campbell	Guyn, Kilpatrick, Thomas, Rubles, Jackson
UMass Lowell	Guyn, Kilpatrick, Thomas, Rubles, Jackson
Kennesaw State	Guyn, Kilpatrick, Thomas, Rubles, Jackson
USC Upstate	
at New Mexico	
vs. Xavier	
vs. Pittsburgh	
Middle Tennessee	
Chicago State	
Nebraska	
SMU	
at Memphis	
at Houston	
Rutgers	
Temple	
at USF	
UCF	
at Temple	
at Louisville	
USF	
UConn	
at SMU	
Houston	
at UCF	
Louisville	
at UConn	
Memphis	
at Rutgers	

## RECORD BY STARTING LINEUPS

UC Starters	Record
Guyn, Kilpatrick, Thomas, Rubles, Jackson	6-0

## SPECIALITY STATISTICS

Opponent	Result	In Paint	Off TO	2nd Chance	Fast Break	Bench
North Carolina Central		28	10	13	13	13
at Cincinnati	W, 74-61	26	18	19	4	23
NC State		22	15	13	4	14
at Cincinnati	W, 68-57	36	6	16	2	13
Appalachian State		30	12	11	12	20
at Cincinnati	W, 77-49	48	12	21	2	32
Campbell		20	10	8	10	8
at Cincinnati	W, 81-62	58	32	16	14	15
UMass Lowell		24	10	5	14	12
at Cincinnati	W, 79-49	46	31	14	12	24
Kennesaw State		28	8	11	2	34
at Cincinnati	W, 96-67	54	23	23	15	31
USC Upstate						
at Cincinnati						
at New Mexico						
Cincinnati						
vs. Xavier						
Cincinnati						
vs. Pittsburgh						
Cincinnati						
Middle Tennessee						
at Cincinnati						
Chicago State						
at Cincinnati						
Nebraska						
at Cincinnati						
SMU						
at Cincinnati						
at Memphis						
Cincinnati						
at Houston						
Cincinnati						
Rutgers						
at Cincinnati						
Temple						
at Cincinnati						
at USF						
Cincinnati						
UCF						
at Cincinnati						
at Temple						
Cincinnati						
at Louisville						
Cincinnati						
USF						
Cincinnati						
UConn						
at Cincinnati						
at SMU						
at Cincinnati						
Houston						
at Cincinnati						
at UCF						
Cincinnati						
Louisville						
at Cincinnati						
at UConn						
Cincinnati						
Memphis						
at Cincinnati						
at Rutgers						
Cincinnati						
<b>Cincinnati Totals</b>		<b>268</b>	<b>122</b>	<b>109</b>	<b>49</b>	<b>141</b>
<b>Average</b>		<b>44.7</b>	<b>20.3</b>	<b>18.2</b>	<b>8.2</b>	<b>23.5</b>
<b>Opponents Totals</b>		<b>152</b>	<b>65</b>	<b>61</b>	<b>55</b>	<b>101</b>
<b>Average</b>		<b>25.3</b>	<b>10.8</b>	<b>10.2</b>	<b>9.2</b>	<b>16.8</b>

## OVERTIME RECORDS

UC's Overall Record	52-51
1 OT Games	43-43
2 OT Games	8-6
3 OT Games	0-1
4 OT Games	0-1
7 OT Games	1-0

## RECORDS IN OVERTIME GAMES

Home	25-17	.595
Schmidlapp Gym	3-4	.429
Schmidt Fieldhouse	0-1	.000
Music Hall	0-1	.000
Armory Fieldhouse	5-4	.556
Cincinnati Gardens	3-2	.600
U.S. Bank Arena	3-1	.750
Fifth Third Arena	12-4	.750
Away	16-27	.372
Neutral	10-7	.588

**Current Streak:** Won- 1

**Longest Winning Streak:** 5 (Tay Baker - 1966-67)

**Longest Losing Streak:** 4 (Bob Ruess, 1943 - John Weithe, 1950)

- On Dec. 21, 1981 Cincinnati and Bradley played an NCAA-record 7-overtime game which UC won, 75-73.
- Cincinnati has been involved in two of the five NCAA tournament championship games to go into overtime. The Bearcats defeated Ohio State, 70-65, in 1961 but lost to Loyola (Ill.), 60-58, in 1963.
- In 1966-67, Cincinnati played six overtime games, winning five.

## UC COACHES IN OVERTIME GAMES

Coach (Years)	No.	Record	Pct.
Bob Huggins (1989-2005)	25	14-11	.560
<b>Mick Cronin (2006-pres.)</b>	<b>17</b>	<b>9-8</b>	<b>.529</b>
Tay Baker (1965-72)	9	7-2	.778
Ed Jucker (1960-65)	9	4-5	.444
Ed Badger (1978-83)	8	3-5	.375
Tony Yates (1983-89)	7	2-5	.286
John Wiethe (1946-52)	5	1-4	.200
George Smith (1952-60)	4	3-1	.750
Gale Catlett (1972-78)	4	2-2	.500
Frank Rice (1928-32)	4	1-3	.250
Boyd Chambers (1918-28)	3	3-0	1.000
Clark Ballard (1939-42)	2	2-0	1.000
Andy Kennedy (2005-06)	2	1-1	.250
Tay Brown (1933-37)	2	0-2	.000
John Halliday (1932-33)	1	0-1	.000
Bob Ruess (1942-44)	1	0-1	.000
Walter Van Winkle (1937-39)	0	—	—
Ray Farnham (1944-46)	0	—	—

## OVERTIME GAMES IN MICK CRONIN ERA

1/20/07	W	UC 96, West Virginia 83	1	SC
2/28/07	W	UC 70, Seton Hall 67	1	SC
2/9/08	W	UC 72, Rutgers 68	1	SC
3/2/08	L	Providence 81, UC 79	1	A
12/20/08	W	UC 85, Eastern Kentucky 77	1	SC
2/7/09	W	UC 64, Georgetown 62	1	SC
3/7/09	L	Seton Hall 67, UC 63	1	SC
11/25/09	L	Gonzaga 61, UC 59	1	N
12/13/09	L	Xavier 83, UC 79	2	A
2/21/10	L	Marquette 79, UC 76	1	SC
2/19/11	W	UC 93, Providence 81	1	A
11/25/11	L	Marshall 73, UC 69	1	SC
1/21/12	L	West Virginia 77, UC 74	1	A
3/8/12	W	UC 72, Georgetown 70	2	N
1/19/13	W	UC 71, Marquette 69	1	SC
2/21/13	L	UConn 73, UC 66	1	A
3/9/13	W	UC 61, USF 53	1	SC



## THE LAST TIME...

## TEAM

## 100 Points by a Team

By UC	102 vs. Miss. Valley St., 11/13/12
By Opponent	105 by UCLA (20T), 3/17/02

## 90 Points by a Team

By UC	95 vs. Kennesaw State, 11/29/13
By Opponent	95 at Marquette , 2/11/12

## 30-plus Point Win

By UC	30 (79-49 vs. UMass Lowell, 11/28/13)
By Opponent	38 (89-51) vs. Notre Dame, 3/10/11

## 60 Percent Shooting by a Team

By UC	.632 vs. Campbell, 11/20/13
By Opponent	.674 vs. Pittsburgh, 2/14/09

## 50 Percent Shooting by a Team

By UC	.595 at DePaul, 1/15/13
By Opponent	.500 vs Notre Dame, 1/7/13

## Cincinnati Played a Ranked Opponent

UC Win	71-69 vs. No. 25 Marquette, 1/19/13
UC Loss	63-67 vs. No. 22 Creighton, 3/22/13

## Overtime Game

UC Win	61-53 vs. South Florida, 3/09/13
UC Loss	73-66 at Connecticut, 2/21/13

## Double Overtime Game

UC Win	72-70 (20T) vs. Georgetown, 3/8/12
UC Loss	83-79 (20T) at Xavier, 12/13/09

## Triple Overtime Game

UC Win	75-73 (70T*) vs. Bradley, 12/21/81
UC Loss	89-85 (40T) vs. Memphis, 1/31/81

\* - NCAA record.

## INDIVIDUAL

## 40 Points by a Player

By UC	41, Steve Logan vs. Southern Mississippi, 2/15/02
By Opponent	41, Dell Curry, Virginia Tech, 1985-86

## 30 Points by a Player

By UC	36, Sean Kilpatrick vs. Marquette, 1/19/13
By Opponent	32, Cleveland Melvin, at DePaul, 1/15/13

## 20 Rebounds by a Player

By UC	20, Cedric McGowan vs. DePaul, 1/4/06
By Opponent	four times

## 15 Rebounds by a Player

By UC	16, Mike Williams, 12/20/08
By Opponent	15, Greg Monroe, vs. Georgetown, 3/6/10

## Two Players with 20 or More Points in Same Game

By UC	Sean Kilpatrick(23), Cashmere Wright (20) vs. Maryland Eastern Shore, 12/8/12
By Opponent	Elijah Pittman (20), D.D. Scarver (20) vs. Marshall, 12/15/10

## Two Players with 10 or More Reb. in Same Game

By UC	Ibrahima Thomas (10) and Lance Stephenson (10) vs. DePaul, 2/24/10
By Opponent	Jamarr Sanders (11) and Elijah Millsap (15) at UAB, 12/16/09

## 10 Assists by a Player

By UC	10, Cashmere Wright, vs. Marshall, 11/25/11
By Opponent	10, Chris Howard, at USF, 2/14/09

## Five Steals by a Player

By UC	5, Sean Kilpatrick vs. Iowa State, 11/23/12
By Opponent	5, Greg Monroe, Georgetown, 2/7/09

## Five Blocked Shots by a Player

By UC	5, Justin Jackson, vs. Campbell, 11/20/13
By Opponent	5, Hamady Ndiaye, vs. Rutgers, 3/9/10

## Double-Double by a UC Player

UC Win	Justin Jackson (13 pts., 12 rebs.) vs. UMass Lowell, 11/28/13
UC Loss	JaQuon Parker (12 pts., 10 rebs.) at Providence, 2/6/13

## Triple-Double by a UC Player

By UC	Eric Hicks (22 pts., 12 rebs., 10 blks.) vs. Marquette, 1/7/06
-------	---

## UC Player Led Team in Points, Reb., Assists

By UC	Sean Kilpatrick (29pts., 7reb., 5 asst.) vs. North Carolina A&T, 11/18/12
-------	--

## A Player Won a Game in the Final Seconds

By UC	Sean Kilpatrick layup with 5 seconds left in OT UC defeats Marquette 71-69, 1/19/13
By Opponent	Anthony Collins made two free throws at 3 secs USF defeats UC 46-45, 2/26/12

## Four Players Scored in Double Figures

By UC	Sean Kilpatrick (20), Titus Rubles (14), Shaquille Thomas (11) & Justin Jackson (11) vs. Kennesaw State, 11/29/13
-------	---

## Five Players Scored in Double Figures

By UC	Titus Rubles (13), Troy Caupain (13), Sean Kilpatrick (12), Shaquille Thomas (10) & Jermaine Sanders (10) vs. Appalachian State, 11/16/13
-------	---

## Six Players Scored in Double Figures

By UC	Sean Kilpatrick (21), Cashmere Wright (14), Dion Dixon (11), Jeremiah Davis (11), Justin Jackson (11), Ge'Lawn Guyn (11) vs. Chicago State, 12/23/11
-------	---

## Seven Players Scored in Double Figures

By UC	Rashad Bishop (14), Dion Dixon (13), Steve Toyloy (13), Deonta Vaughn (12), Darnell Wilks (12), Jaquon Parker (10),Yancy Gates (10) vs. Texas Southern, 12/1/09
-------	--

## CRONIN ERA BESTS

## Most Points Scored

102 (W, 102-60)	vs. Miss. Valley St.	11/13/12
101 (W, 101-53)	vs. Ark.-Pine Bluff	12/21/11
101 (W, 101-70)	vs. Radford	12/17/11

## Most Points Scored (Half)

59 (W, 102-60)	vs. Miss. Valley St.	(2nd) 11/13/12
56 (W, 93-83)	vs. Notre Dame	(2nd) 2/4/09
56 (W, 92-72)	vs Utah Valley	(1st) 12/11/10

## Highest FG Percentage

.632 (36-57)	vs. Campbell	11/20/13
.628 (27-43)	vs. St. John's	2/11/09
.603 (38-63)	vs. Radford	12/17/11

## Highest 3-Pt. Percentage

.600 (6-10)	vs. St. John's	2/11/09
.583 (7-12)	at Georgetown	1/27/07
.583 (14-24)	vs. Central Michigan	11/25/06

## Most Rebounds

56	vs. North Carolina A&T	11/18/12
55	vs. Maryland Eastern Shore	12/8/12
54	vs. Miss. Valley St.	11/13/12
54	vs. UT Martin	11/11/12
54	vs. Louisville (BE Championship)	3/10/12
54	vs. Western Illinois	11/22/08

## Most Assists

27	vs. Toledo	11/18/09
24	vs. Maryland Eastern Shore	12/8/12
24	vs. Georgia Southern	12/14/10
24	vs. North Carolina A&T	11/18/12

## Most Blocked Shots

12	vs. Marquette	1/19/13
12	at DePaul	1/15/13
12	vs. North Carolina A&T	11/18/12
10	vs. Wright State	12/22/12
10	vs. UT Martin	11/11/12
10	vs. Chicago State	12/23/11
10	vs. Alabama State	11/13/11
10	vs. Western Illinois	11/22/08

## Most Steals

23	vs. Ark.-Little Rock	12/6/12
16	vs. Ark.-Pine Bluff	12/21/11
15	vs. Ark.-Pine Bluff	12/22/09
15	vs. North Carolina A&T	11/18/12

## Most Forced Turnovers

32	vs. Ark.-Little Rock	12/6/12
32	vs. North Carolina State	12/23/06
29	vs. Ark.-Pine Bluff	12/21/11

## Fewest Points Allowed

34	vs. Dayton	11/27/10
39	vs. Howard	11/10/06
	at West Virginia	1/30/08
	vs. North Carolina A&T	11/18/12

## Fewest Points Allowed (Half)

13	vs. Marquette	1/19/13
14	vs. Alabama State	(1st) 11/13/11

## Lowest FG Percentage Allowed


.152 (10-66)	vs. North Carolina A&T	11/18/12
.200 (12-60)	vs. Dayton	11/27/10
.200 (10-50)	at West Virginia	1/30/08

## Lowest 3-Pt. FG Percentage Allowed


.000 (0-10)	at No. 24/22 Pittsburgh	12/31/12
.000 (0-4)	vs. Texas Southern	11/18/08
.045 (1-22)	at West Virginia	1/30/08
.063 (1-16)	vs. Providence	3/13/13
.111 (1-9)	vs. St. John's	1/5/13
.111 (2-18)	vs. Connecticut	3/2/13

## Biggest Win


54 (93-39)	vs. North Carolina A&T	11/18/12
49 (101-53)	vs. Ark.-Pine Bluff	12/21/11
45 (99-54)	vs. Georgia Southern	12/14/10
42 (102-62)	vs. Miss. Valley St.	11/13/12




**0** **JEREMIAH DAVIS III**  
G » 6-3 » 199 » R-SO.  
MUNICE, IND.




**1** **DESHAUN MORMAN**  
G » 6-3 » 190 » FR.  
RICHMOND, VA.




**2** **TITUS RUBLES**  
F » 6-7 » 220 » SR.  
DALLAS, TEXAS




**3** **SHAQUILLE THOMAS**  
F » 6-7 » 205 » R-SO.  
PATERSON, N.J.




**5** **JUSTIN JACKSON**  
F » 6-8 » 230 » SR.  
COCOA BEACH, FLA.




**10** **TROY CAUPAIN**  
G » 6-3 » 200 » FR.  
MIDLOTHIAN, VA.




**11** **JERMAINE LAWRENCE**  
F » 6-9 » 205 » FR.  
SPRINGFIELD GARDENS, N.Y.




**14** **GE'LAWN GUYN**  
G » 6-2 » 185 » JR.  
LEXINGTON, KY.



**15** **JERMAINE SANDERS**  
F » 6-5 » 210 » JR.  
FAR ROCKAWAY, N.J.




**23** **SEAN KILPATRICK**  
G » 6-4 » 210 » R-SR.  
YONKERS, N.Y.




**25** **KEVIN JOHNSON**  
G » 6-2 » 180 » FR.  
CINCINNATI, OHIO



**32** **JAMAREE STRICKLAND**  
C » 6-10 » 270 » FR.  
OAKLAND, CALIF.



**33** **DAVID NYARSUK**  
C » 7-1 » 250 » SR.  
JUBA, SOUTH SUDAN



**45** **ZACK TOBLER**  
F » 6-5 » 215 » FR.  
FORT MITCHELL, KY.



**MICK CRONIN**  
HEAD COACH



**LARRY DAVIS**  
ASSOCIATE HEAD COACH



**DARREN SAVINO**  
ASSISTANT COACH



**ANTWON JACKSON**  
ASSISTANT COACH

CINCINNATI PLAYER SEASON & CAREER HIGHS

#0 - JEREMIAH DAVIS		
2013-14 Season	Career	
2, 3x (last vs. Kennesaw State, 11/29/13)	Pts	13 vs. Arkansas-Pine Bluff, 12/21/11
2 vs. NC Central, 11/8/13	FG Atts	8, 2x (last vs. Chicago State, 12/23/11)
1, 2x (last vs. Kennesaw State, 11/29/13)	FG Made	5 vs. Arkansas-Pine Bluff, 12/21/11
1 vs. NC Central, 11/8/13	3PT-FG Atts	5 vs. Chicago State, 12/23/11
0	3PT-FG Made	3, 2x (last vs. Chicago State, 12/23/11)
2, 2x (last vs. Kennesaw State, 11/29/13)	Rebs	4, 2x (last vs. vs. N.C. A&T, 11/18/12)
1 vs. UMass Lowell, 11/26/13	Assts	3 vs. UT Martin, 11/11/12
1, 2x (last vs. Kennesaw State, 11/29/13)	Stls	1 vs. Northwestern State, 11/21/11
0	Blks	1 vs. Louisville, 2/23/12
9 vs. NC Central, 11/8/13	Mins	19 vs. Chicago State, 12/23/11

#2 - TITUS RUBLES		
2013-14 Season	Career	
14, 2x (last vs. Kennesaw State, 11/29/13)	Pts	14 (2x) last vs. NC State, 11/12/13
10 vs. vs. App State, 11/16/13	FG Atts	14 vs. Alabama, 12/1/12
6 vs. vs. App State, 11/16/13	FG Made	6 vs. App State, 11/16/13
0	3PT-FG Atts	6 vs. St. John's, 1/5/13
0	3PT-FG Made	3 vs. St. John's, 1/5/13
8 vs. NC Central, 11/8/13	Rebs	11 at Rutgers, 1/12/13
4 vs. Campbell, 11/20/13	Assts	5, 3x (last vs. Syracuse 1/21/13)
3, 2x (last vs. Campbell, 11/20/13)	Stls	4 , 2x (last vs. Creighton, 3/22/13)
2 vs. UMass Lowell, 11/26/13	Blks	2, 3x (last vs. UMass Lowell, 11/26/13)
31 vs. NC Central, 11/8/13	Mins	35 vs. Marquette, 1/19/13

#3 - SHAQUILLE THOMAS		
2013-14 Season	Career	
11 vs. Kennesaw State, 11/29/13	Pts	12 vs. Creighton, 3/22/13
9 vs. App State, 11/16/13	FG Atts	9, 2x (last vs. App State, 11/16/13)
5 vs. Kennesaw State, 11/29/13	FG Made	6 vs. Creighton, 3/22/13
2 vs. UMass Lowell, 11/26/13	3PT-FG Atts	2, 3x (last vs. UMass Lowell, 11/26/13)
1 vs. Kennesaw State, 11/29/13	3PT-FG Made	1, 3x (last at Notre Dame, 2/24/13)
7 vs. App State, 11/16/13	Rebs	8 vs. Providence, 3/13/13
5 vs. UMass Lowell, 11/26/13	Assts	5 vs. UMass Lowell, 11/26/13
2, 2x (last vs. Kennesaw State, 11/29/13)	Stls	2, 4x (last vs. UMass Lowell, 11/26/13)
1, 2x (last vs. App State, 11/16/13)	Blks	1, 8x (last vs. App State, 11/16/13)
27, 2x (last vs. Campbell, 11/20/13)	Mins	27, 2x (last vs. Campbell, 11/20/13)

#5 - JUSTIN JACKSON		
2013-14 Season	Career	
19 vs. Campbell, 11/20/13	Pts	19 vs. Campbell, 11/20/13
13 vs. UMass Lowell, 11/26/13	FG Atts	13 vs. UMass Lowell, 11/26/13
9 vs. Campbell, 11/20/13	FG Made	9 vs. Campbell, 11/20/13
0	3PT-FG Atts	3 vs. Wright State, 12/22/12
0	3PT-FG Made	1, 2x (last vs. UMES, 12/8/12)
12 vs. vs. UMass Lowell, 11/26/13	Rebs	12 vs. UMass Lowell, 11/26/13
3 vs. App State, 11/16/13	Assts	4, 5x (last at Providence, 2/6/13)
3, 2x (last vs. UMass Lowell, 11/26/13)	Stls	4 vs. Arkansas Little-Rock, 12/6/12
5 vs. Campbell, 11/20/13	Blks	7 vs. Marquette, 2/29/12
29 vs. Campbell, 11/20/13	Mins	35 vs. Miami (Ohio), 11/29/11

#10 - TROY CAUPAIN		
2013-14 Season	Career	
13 vs. App State, 11/16/13	Pts	13 vs. App State, 11/16/13
6 vs. vs. App State, 11/16/13	FG Atts	6 vs. vs. App State, 11/16/13
5 vs. App State, 11/16/13	FG Made	5 vs. App State, 11/16/13
1, 3x (last vs. UMass Lowell, 11/26/13)	3PT-FG Atts	1, 3x (last vs. UMass Lowell, 11/26/13)
0	3PT-FG Made	0
4, 2x (last vs. App State, 11/16/13)	Rebs	4, 2x (last vs. App State, 11/16/13)
4 vs. App State, 11/16/13	Assts	4 vs. App State, 11/16/13
2, 2x (last vs. Kennesaw State, 11/29/13)	Stls	2 vs. UMass Lowell, 11/26/13
1 vs. Kennesaw State, 11/29/13	Blks	0
26 vs. App State, 11/16/13	Mins	26 vs. App State, 11/16/13

#11 - JERMAINE LAWRENCE		
2013-14 Season	Career	
9 vs. Kennesaw State, 11/29/13	Pts	9 vs. Kennesaw State, 11/29/13
8 vs. Kennesaw State, 11/29/13	FG Atts	8 vs. Kennesaw State, 11/29/13
4, 2x (last vs. Kennesaw State, 11/29/13)	FG Made	4, 2x (last vs. Kennesaw State, 11/29/13)
0	3PT-FG Atts	0
0	3PT-FG Made	0
8 vs. NC State, 11/12/13	Rebs	8 vs. NC State, 11/12/13
2 vs. App State, 11/16/13	Assts	2 vs. App State, 11/16/13
2, 2x (last vs. UMass Lowell, 11/26/13)	Stls	2, 2x (last vs. UMass Lowell, 11/26/13)
2 vs. Campbell, 11/20/13	Blks	2 vs. Campbell, 11/20/13
23 vs. Kennesaw State, 11/29/13	Mins	23 vs. Kennesaw State, 11/29/13

#14 - GE'LAWN GUYN		
2013-14 Season	Career	
10 vs. UMass Lowell, 11/26/13	Pts	11 vs. Chicago State, 12/23/11
7, 3x (last vs. Kennesaw State, 11/29/13)	FG Atts	7, 4x (last vs. Kennesaw State, 11/29/13)
4 vs. Kennesaw State, 11/29/13	FG Made	4 vs. Chicago State, 12/23/11
5 vs. UMass Lowell, 11/26/13	3PT-FG Atts	5 vs. UMass Lowell, 11/26/13
2 vs. NC Central, 11/8/13	3PT-FG Made	2, 3x (last vs. NC Central, 11/8/13)
3 vs. UMass Lowell, 11/26/13	Rebs	4, 2x (last vs. N.C. A&T, 11/18/12)
3 vs. NC Central, 11/8/13	Assts	7 vs. Chicago State, 12/23/11
1 vs. Campbell, 11/20/13	Stls	3 vs. Arkansas Little-Rock, 12/6/12
1 vs. NC State, 11/12/13	Blks	2 vs. UT Martin, 11/11/12
25 vs. NC State, 11/12/13	Mins	30 vs. Marquette, 1/19/13


#15 - JERMAINE SANDERS		
2013-14 Season	Career	
13 vs. NC Central, 11/8/13	Pts	13 vs. NC Central, 11/8/13
8, 2x (last vs. App State, 11/16/13)	FG Atts	8, 2x (last vs. App State, 11/16/13)
4 vs. NC Central, 11/8/13	FG Made	4 vs. NC Central, 11/8/13
6 vs. NC Central, 11/8/13	3PT-FG Atts	6 vs. NC Central, 11/8/13
3 vs. NC Central, 11/8/13	3PT-FG Made	3, 2x (last vs. NC Central, 11/8/13)
5, 2x (last vs. Kennesaw State, 11/29/13)	Rebs	7 vs. Arkansas-Pine Bluff, 12/21/11
3 vs. NC Central, 11/8/13	Assts	3, 3x (last last vs. NC Central, 11/8/13)
3 vs. Kennesaw State, 11/29/13	Stls	3 vs. Kennesaw State, 11/29/13
1 vs. NC State, 11/12/13	Blks	1, 6x (last vs. NC State, 11/12/13)
31 vs. NC Central, 11/8/13	Mins	31 vs. NC Central, 11/8/13

#23 - SEAN KILPATRICK		
2013-14 Season	Career	
23 vs. Campbell, 11/20/13	Pts	36 vs. Marquette, 1/19/13
16 vs. Kennesaw State, 11/29/13	FG Atts	27 vs. Xavier, 12/19/12
9 vs. Campbell, 11/20/13	FG Made	11 vs. Marquette, 1/19/13
10 vs. Kennesaw State, 11/29/13	3PT-FG Atts	15, 3x (last at Seton Hall, 2/2/13)
5 vs. Kennesaw State, 11/29/13	3PT-FG Made	8 vs. N.C. A&T, 11/18/12
7 vs. NC Central, 11/8/13	Rebs	10, 2x (last vs. Campbell, 11/20/12)
6 vs. Kennesaw State, 11/29/13	Assts	6 vs. Texas, 3/16/12
3, 2x (last vs. Campbell, 11/20/13)	Stls	6 vs. Arkansas-Pine Bluff, 12/21/11
0	Blks	2, 2x (last at Pittsburgh, 12/31/12)
34 vs. NC Central, 11/8/13	Mins	45 vs. Marshall, 11/25/11

#25 - KEVIN JOHNSON		
2013-14 Season	Career	
7 vs. UMass Lowell, 11/26/13	Pts	7 vs. UMass Lowell, 11/26/13
7 vs. UMass Lowell, 11/26/13	FG Atts	7 vs. UMass Lowell, 11/26/13
3 vs. UMass Lowell, 11/26/13	FG Made	3 vs. UMass Lowell, 11/26/13
3, 2x (last vs. UMass Lowell, 11/26/13)	3PT-FG Atts	3, 2x (last vs. UMass Lowell, 11/26/13)
0	3PT-FG Made	0
3 vs. Kennesaw State, 11/29/13	Rebs	3 vs. Kennesaw State, 11/29/13
2 vs. Kennesaw State, 11/29/13	Assts	2 vs. Kennesaw State, 11/29/13
1 vs. Campbell, 11/20/13	Stls	1 vs. Campbell, 11/20/13
1 vs. Campbell, 11/20/13	Blks	1 vs. Campbell, 11/20/13
19 vs. Campbell, 11/20/13	Mins	19 vs. Campbell, 11/20/13

#33 - DAVID NYARSUK		
2013-14 Season	Career	
4, 2x (last vs. Kennesaw State, 11/29/13)	Pts	12 vs. Arkansas Little-Rock, 12/6/12
3 vs. App State, 11/16/13	FG Atts	6, 3x (last vs. Arkansas Little-Rock, 12/6/12)
2 vs. UMass Lowell, 11/26/13	FG Made	5 vs. Arkansas-Little Rock, 12/6/12
0	3PT-FG Atts	0
0	3PT-FG Made	0
4 vs. App State, 11/16/13	Rebs	6, 4x (last vs. UConn, 3/2/13)
2 vs. Kennesaw State, 11/29/13	Assts	2, 2x (last vs. Kennesaw State, 11/29/13)
0	Stls	1, 2x (last vs. Notre Dame, 1/7/13)
1 vs. App State, 11/16/13	Blks	5 vs. N.C. A&T, 11/18/12
16 vs. UMass Lowell, 11/26/13	Mins	24 vs. UT Martin, 11/11/12

#45 - ZACK TOBLER		
2013-14 Season	Career	
0	Pts	0
1 vs. Kennesaw State, 11/29/13	FG Atts	1 vs. Kennesaw State, 11/29/13
0	FG Made	0
0	3PT-FG Atts	0
0	3PT-FG Made	0
1 vs. App State, 11/16/13	Rebs	1 vs. App State, 11/16/13
0	Assts	0
0	Stls	0
0	Blks	0
2 vs. App State, 11/16/13	Mins	2 vs. App State, 11/16/13



# JEREMIAH DAVIS III

**R-SO. • G • 6-3 • 199**
**MUNCIE, IND.**
**HUNTINGTON PREP (W.VA.)**
**0**

**2012-13 Season (Sophomore):** Granted medical hardship for the season after playing in only four games due to a wrist injury.

**2011-12 Season (Freshman):** Played in 27 games without a start, averaging 7.9 minutes ... scored in double figures in three games ... made at least three three-pointers in two games ... saw action in every BIG EAST regular-season game ... scored a season-high 13 points with a trio of three-pointers and three rebounds in 15 minutes against Arkansas-Pine Bluff (12/21) ... tallied 11 points with three three-pointers and three rebounds against Chicago State (12/23) ... recorded his highest-scoring BIG EAST game against Notre Dame, posting 10 points with two three-pointers ... hit a three-pointer with nine seconds remaining to tie the game against St. John's (1/7) ... tallied eight points with two assists at St. John's (2/4) ... registered eight points with two assists and two steals against Radford (12/17).

**Prior to Cincinnati:** Averaged 10 points while leading Huntington Prep to a 22-3 overall record and No. 14 national ranking in 2010-11, his lone season at the school ... led Muncie Central High School to a sectional title in 2009-10, averaging a team-best 16.3 points, 5.1 rebounds, 3.8 assists and 2.0 steals ... led Muncie Central to the North Central Conference title ... earned all-NCC accolades ... tabbed the Star Press (Muncie) Player of the Year ... rated as a three-star recruit by Rivals.com and Scout.com ... chose to attend Cincinnati over Indiana, Michigan State and Ball State.

**Personal:** Jeremiah Davis III ... born Jan. 22, 1993 in Muncie, Ind. ... son of Maria and Jeremiah Davis ... has a brother, Aaron ... majoring in communications.

## GAME-BY-GAME STATISTICS

### 2013-14 (R-SOPHOMORE SEASON)

Opponent	Date	gs	min	Total		3-Pointers		Free throws		Rebounds		pf	a	t/o	blk	stl	pts	avg
				fg-fga	pct	3fg-fga	pct	ft-fa	pct	off	def							
NORTH CAROLINA CENT	11/08/13	9	1-2	.500	0-1	.000	0-0	.000	1	1	2	2.0	1	0	0	0	2	2.0
NC STATE	11/12/13	2	0-0	.000	0-0	.000	0-0	.000	0	0	1	0	1	0	0	0	0	1.0
APPALACHIAN ST.	11/16/13	5	0-1	.000	0-0	.000	0-0	.000	0	0	0	0.7	0	0	0	0	0	0.7
CAMPBELL	11/20/13	1	0-0	.000	0-0	.000	0-0	.000	0	0	0	0.5	1	0	0	0	0	0.5
UMASS LOWELL	11/26/13	7	0-0	.000	0-0	.000	2-2	1.000	0	0	0	0.4	1	1	0	0	2	0.8
KENNESAW ST.	11/29/13	6	1-1	1.000	0-0	.000	0-0	.000	1	1	2	0.7	0	1	0	0	2	1.0
Totals		0	30	2-4	.500	0-1	.000	2-2	1.000	2	2	4	0.7	4	2	1	6	1.0

## DAVIS' SEASON & CAREER HIGHS

### 2013-14 Season

2, 3x (last vs. Kennesaw State, 11/29/13)	Pts	13 vs. Arkansas-Pine Bluff, 12/21/11
2 vs. NC Central, 11/8/13	FG Atts	8, 2x (last vs. Chicago State, 12/23/11)
1, 2x (last vs. Kennesaw State, 11/29/13)	FG Made	5 vs. Arkansas-Pine Bluff, 12/21/11
1 vs. NC Central, 11/8/13	3PT-FG Atts	5 vs. Chicago State, 12/23/11
0	3PT-FG Made	3, 2x (last vs. Chicago State, 12/23/11)
2, 2x (last vs. Kennesaw State, 11/29/13)	Rebs	4, 2x (last vs. N.C. A&T, 11/18/12)
1 vs. UMass Lowell, 11/26/13	Assts	3 vs. UT Martin, 11/11/12
1, 2x (last vs. Kennesaw State, 11/29/13)	Stls	1 vs. Northwestern State, 11/21/11
0	Blks	1 vs. Louisville, 2/23/12
9 vs. NC Central, 11/8/13	Mins	19 vs. Chicago State, 12/23/11

### Career

## DAVIS' MISCELLANEOUS STATISTICS

Category	2013-14	Career
Double-Figure Scoring Games	0	3
Double-Figure Rebounding Games	0	0
Double-Double Games	0	0
20-Point Scoring Games	0	0
Games Led UC in Scoring	0	0
Games Led UC in Rebounding	0	0
Games Led UC in Assists	0	0
Games With 3+ Assists	1	1
Games With 3+ Blocks	0	0
Games With 3+ Steals	0	0
Games With 3+ Three-Pointers	0	2

## GAME-BY-GAME STATISTICS

### 2012-13 (SOPHOMORE SEASON)

Opponent	Date	gs	min	Total		3-Pointers		Free throws		Rebounds		pf	a	t/o	blk	stl	pts	avg	
				fg-fga	pct	3fg-fga	pct	ft-fa	pct	off	def								tot
UT MARTIN	11/11/12	13	2-5	.400	1-2	.500	0-0	.000	0	1	1	1.0	1	3	0	0	5	5.0	
MISS. VALLEY ST.	11/13/12	10	2-4	.500	1-2	.500	4-4	1.000	0	4	4	2.5	1	2	3	0	9	7.0	
NORTH CAROLINA A&T	11/18/12	13	2-6	.333	0-2	.000	1-2	.500	0	4	4	3.0	4	0	1	0	5	6.3	
CAMPBELL	11/20/12	7	1-3	.333	1-3	.333	0-0	.000	1	0	1	2.5	0	0	0	0	3	5.5	
Totals		0	43	7-18	.389	3-9	.333	5-6	.833	1	9	10	2.5	6	5	4	0	22	5.5

## GAME-BY-GAME STATISTICS


### 2011-12 (FRESHMAN SEASON)

Opponent	Date	gs	min	Total		3-Pointers		Free throws		Rebounds		pf	a	t/o	blk	stl	pts	avg		
				fg-fga	pct	3fg-fga	pct	ft-fga	pct	off	def									
ALABAMA STATE	11/13/11	11	0-1	.000	0-1	.000	0-0	.000	0	2	2	2.0	0	1	4	0	0	0.0		
NORTHWESTERN STATE	11/21/11	6	0-1	.000	0-1	.000	0-0	.000	0	2	2	2.0	2	1	1	0	0	0.0		
MIAMI (OHIO)	11/29/11	2	0-0	.000	0-0	.000	0-0	.000	0	1	1	1.7	1	0	0	0	0	0.0		
at Wright State	12/14/11	11	0-2	.000	0-2	.000	0-0	.000	0	0	0	1.3	2	0	0	0	0	0.0		
RADFORD	12/17/11	18	3-8	.375	0-1	.000	2-2	1.000	1	0	1	1.2	2	2	0	2	8	1.6		
ARKANSAS-PINE BLUFF	12/21/11	15	5-7	.714	3-4	.750	0-0	.000	1	2	3	1.5	0	1	1	0	13	3.5		
CHICAGO STATE	12/23/11	19	4-8	.500	3-5	.600	0-0	.000	1	2	3	1.7	0	1	2	0	11	4.6		
vs Oklahoma	12/29/11	3	0-0	.000	0-0	.000	0-0	.000	0	1	1	1.6	0	0	0	0	0	4.0		
at Pittsburgh	01/01/12	8	0-1	.000	0-0	.000	0-0	.000	0	0	0	1.4	2	0	0	0	1	0.6		
NOTRE DAME	01/04/12	15	4-6	.667	2-3	.667	0-2	.000	0	0	0	1.3	0	0	0	0	10	4.2		
ST. JOHN'S	01/07/12	8	1-6	.167	1-3	.333	0-0	.000	0	1	1	1.3	0	1	1	0	0	3.4		
at Georgetown	01/09/12	12	0-0	.000	0-0	.000	0-0	.000	0	1	1	1.3	0	0	0	0	0	3.8		
VILLANOVA	01/14/12	13	1-4	.250	0-2	.000	2-2	1.000	1	1	2	1.3	0	1	0	0	4	3.8		
at Connecticut	1/18/12	8	2-3	.667	0-1	.000	0-0	.000	1	0	1	1.3	1	0	1	0	4	3.8		
at West Virginia	1/21/12	11	1-3	.333	0-1	.000	0-1	.000	0	2	2	1.3	2	1	0	0	2	3.7		
SYRACUSE	01/23/12	5	0-3	.000	0-2	.000	0-0	.000	0	0	0	1.3	0	0	1	0	0	3.4		
at Rutgers	01/28/12	1	0-0	.000	0-0	.000	0-0	.000	0	0	0	1.2	0	0	0	0	0	3.2		
DEPAUL	02/04/12	11	0-2	.000	0-1	.000	0-2	.000	0	2	2	1.2	0	2	1	0	1	3.1		
at St. John's	2/8/12	12	3-5	.600	2-2	1.000	0-0	.000	0	0	0	1.2	3	1	1	0	1	8	3.3	
at Marquette	2/11/12	5	0-3	.000	0-1	.000	0-0	.000	0	0	0	1.1	2	1	1	0	0	3.2		
PROVIDENCE	2/15/12	5	2-3	.667	1-1	1.000	0-0	.000	0	1	1	1.1	1	1	0	0	1	5	3.2	
SETON HALL	02/18/12	3	0-0	.000	0-0	.000	0-0	.000	0	1	1	1.1	1	0	0	0	0	3.1		
LOUISVILLE	02/23/12	5	0-0	.000	0-0	.000	0-0	.000	0	0	0	1.0	1	0	0	1	0	3.0		
at USF	2/26/12	2	0-0	.000	0-0	.000	0-0	.000	0	1	1	1.0	0	0	0	0	0	2.8		
MARQUETTE	02/29/12	1	0-0	.000	0-0	.000	0-0	.000	0	0	0	1.0	0	0	0	0	1	0	2.7	
at Villanova	03/03/12	1	0-0	.000	0-0	.000	0-0	.000	0	0	0	1.0	0	0	0	0	0	2.6		
vs Ohio State	3/22/12	2	0-0	.000	0-0	.000	0-0	.000	0	0	0	0.9	0	0	0	0	0	2.5		
Totals		0	213	26-66	.394	12-31	.387	4-9	.444	5	20	25	0.9	20	14	16	1	13	68	2.5

## DAVIS' CAREER STATISTICS

			Total		3-Point		F-Throws		Rebounds										Scoring	
Season	gp-gs	min/avg	fg-fga	pct	fg-fga	pct	ft-fa	pct	off	def	tot	avg	pf	fo	ast	to	blk	stl	pts	avg
2011-12	27-0	213/7.9	26-66	.394	12-31	.387	4-9	.444	5	20	25	0.9	20	0	14	16	1	13	68	2.5
2012-13	4-0	43/10.8	7-18	.389	3-9	.333	5-6	.833	1	9	10	2.5	6	0	5	4	0	0	22	5.5
2013-14	6-0	30/5.0	2-4	.500	0-1	.000	2-2	1.000	2	2	4	0.7	4	0	2	1	0	1	6	1.0
TOTAL	37-0	286/7.7	35-88	.398	15-41	.366	11-17	.647	8	31	39	1.1	30	0	21	21	1	14	96	2.6





# DESHAUN MORMAN

FR. • G • 6-3 • 190

RICHMOND, VA.

FAITH BAPTIST CHRISTIAN (FLA.)

1

**2013-14 Season (Freshman):** Suffered a broken bone in his right foot during practice on Nov. 18 and will not practice for six to eight weeks.

**Prior to Cincinnati:** Averaged 14.3 points, 7.4 assists, 6.0 rebounds and 2.4 steals during his 2012-13 season at Faith Baptist Christian, a prep school in Bradenton, Fla. ... helped lead Coolidge High School in Washington, D.C., to the 2012 D.C. City Championship title while averaging 16.8 points, 7.3 rebounds and 5.6 assists ... tabbed a first team all-Metro selection by the Washington Post ... received honorable mention All-America accolades and was listed a Top 150 prospect by

Rivals.com ... named one of the five best players in the D.C. area according to DMV Elite Report and was tabbed a Mid-Atlantic first team honoree by the Mid-Atlantic Report.

**Personal:** Deshaun Lamar Morman ... born Feb. 26, 1994 in Richmond, Va. ... son of Cheryl and Andre Morman ... has one brother, Devin ... majoring in communications.

## MORMAN'S SEASON & CAREER HIGHS

2013-14 Season		Career
0	Pts	0
0	FG Atts	0
0	FG Made	0
0	3PT-FG Atts	0
0	3PT-FG Made	0
0	Rebs	0
0	Assts	0
0	Stls	0
0	Blks	0
0	Mins	0


## MORMAN'S MISCELLANEOUS STATISTICS

Category	2013-14	Career
Double-Figure Scoring Games	0	0
Double-Figure Rebounding Games	0	0
Double-Double Games	0	0
20-Point Scoring Games	0	0
Games Led UC in Scoring	0	0
Games Led UC in Rebounding	0	0
Games Led UC in Assists	0	0
Games With 3+ Assists	0	0
Games With 3+ Blocks	0	0
Games With 3+ Steals	0	0
Games With 3+ Three-Pointers	0	0

## GAME-BY-GAME STATISTICS

### 2013-14 (FRESHMAN SEASON)

## MORMAN'S CAREER STATISTICS



# TITUS RUBLES

SR. • F • 6-7 • 220  
DALLAS, TEXAS  
BLINN COLLEGE

# 2

## • 2013-14 AAC Weekly Honor Roll selection (Nov. 18)

**Pronunciation:** Titus ROO-bulls

**2013-14 Season (Senior):** Posted 14 points and five rebounds versus Kennesaw State (11/29) ... Named to AAC Weekly Honor Roll on Nov. 18 after averaging 13.5 points, 7.0 rebounds and 2.0 assists in wins over N.C. State and Appalachian State ... Tied for the team high in points (13) and rebounds (seven) against Appalachian State (11/16) ... Scored 14 points and pulled down seven rebounds versus NC State (11/12) ... Grabbed a game-high eight rebounds to go with 13 points, three steals and a block against NC Central (11/8).

**2012-13 Season (Junior):** Played in all 34 games with 12 starts, averaging 21.8 minutes ... started nine of 18 BIG EAST games ... finished among the team leaders in rebounds (first at 5.9), assists (second at 2.0) and scoring (fourth at 5.9) ... ranked 16th in the BIG EAST in rebounding (5.9) ... led UC in rebounding in 13 games ... led the Bearcats in assists in eight games ... scored a career-high 14 points against St. John's (1/5) ... pulled down a career-high 11 rebounds at Rutgers (1/12) ... posted a double-double with 12 points and 10 rebounds, including 10-of-12 shooting from the free-throw line against Marquette (1/19) ... had 11 points on 5-of-12 shooting with eight rebounds against Creighton in the NCAA tournament second round.

**Prior to Cincinnati:** Considered by Jucojunction.com to be the No. 2 prospect in the country in

the junior college ranks ... attended Blinn College, a community college in Brenham, Texas for the 2011-12 campaign ... earned NJCAA All-America honorable mention honors after averaging 14.5 points and a team-high 9.8 rebounds during the 2011-12 season ... shot 50 percent from the field, 72 percent from the free-throw line and swiped 51 steals ... tabbed a First Team All-Region XIV selection and all-conference honoree while leading the Buccaneers to a 27-7 record and the school's first appearance in the Region XIV Tournament title game - one game shy of competing in the NJCAA National Championship ... named a Region XIV All-Tournament First Team selection after averaging 11.5 points and a tournament-best 12.3 rebounds during the tournament ... attended Independence Community College in Independence, Kan., during the 2010-11 season ... earned freshman of the year, First Team All-Jayhawk Conference honors and first team all region accolades while averaging 20.3 points and 12.3 rebounds ... prior to his stay at Independence, attended God's Academy in Grand Prairie, Texas for the 2008-09 and 2009-10 seasons... became the all-time leading rebounder, grabbing more than 600 boards ... averaged 16.8 points, 13.6 rebounds and 4.7 blocks during the 2009-10 season.

**Personal:** Titus Ocean Rubles ... born Aug. 4, 1991 in Dallas, Texas ... son of Barbara Rubles and Hosie Perkins ... has four brothers: Calvin, Sidney, Darrius and Nunu and one sister: Ashley ... majoring in criminal justice.

## GAME-BY-GAME STATISTICS

### 2013-14 (SENIOR SEASON)

Opponent	Date	gs	min	Total		3-Pointers		Free throws		Reb		Off		Def		pf	a	t/o	blk	stl	pts	avg
				fg-fga	pct	3fg-fga	pct	ft-fa	pct	off	def	tot	avg									
NORTH CAROLINA CENT	11/08/13	*	31	3-7	.429	0-0	.000	7-12	.583	3	5	8	8.0	3	0	3	1	3	13	13.0		
NC STATE	11/12/13	*	27	5-9	.556	0-0	.000	4-6	.667	3	4	7	7.5	3	2	0	1	14	13.5			
APPALACHIAN ST.	11/16/13	*	24	6-10	.600	0-0	.000	1-2	.500	5	2	7	7.3	3	2	3	1	2	13	13.3		
CAMPBELL	11/20/13	*	26	5-8	.625	0-0	.000	0-2	.000	1	3	4	6.5	3	4	2	0	10	12.5			
UMASS LOWELL	11/26/13	*	21	3-6	.500	0-0	.000	1-1	1.000	1	5	6	6.4	0	0	3	2	7	11.4			
KENNESAW ST.	11/29/13	*	21	3-7	.429	0-0	.000	8-8	1.000	2	3	5	6.2	2	1	0	2	14	11.8			
Totals			6	150	25-47	.532	0-0	.000	21-31	.677	15	22	37	6.2	14	9	11	5	12	71	11.8	

## RUBLES' SEASON & CAREER HIGHS

2013-14 Season		Career
14, 2x (last vs. Kennesaw State, 11/29/13)	Pts	14 (2x) last vs. NC State, 11/12/13
10 vs. vs. App State, 11/16/13	FG Atts	14 vs. Alabama, 12/1/12
6 vs. vs. App State, 11/16/13	FG Made	6 vs. App State, 11/16/13
0	3PT-FG Atts	6 vs. St. John's, 1/5/13
0	3PT-FG Made	3 vs. St. John's, 1/5/13
8 vs. NC Central, 11/8/13	Rebs	11 at Rutgers, 1/12/13
4 vs. Campbell, 11/20/13	Assts	5, 3x (last vs. Syracuse 1/21/13)
3, 2x (last vs. Campbell, 11/20/13)	Stls	4, 2x (last vs. Creighton, 3/22/13)
2 vs. UMass Lowell, 11/26/13	Blks	2, 3x (last vs. UMass Lowell, 11/26/13)
31 vs. NC Central, 11/8/13	Mins	35 vs. Marquette, 1/19/13

## RUBLES' MISCELLANEOUS STATISTICS

Category	2013-14	Career
Double-Figure Scoring Games	5	12
Double-Figure Rebounding Games	0	3
Double-Double Games	0	1
20-Point Scoring Games	0	0
Games Led UC in Scoring	1	1
Games Led UC in Rebounding	2	16
Games Led UC in Assists	1	9
Games With 3+ Assists	1	11
Games With 3+ Blocks	0	0
Games With 3+ Steals	2	7
Games With 3+ Three-Pointers	0	1


## GAME-BY-GAME STATISTICS

### 2012-13 (JUNIOR SEASON)

Opponent	Date	gs	min	Total		3-Pointers		Free throws		Rebounds			pf	a	t/o	blk	stl	pts	avg	
				fg-fga	pct	3fg-fga	pct	ft-fa	pct	off	def	tot								
UT MARTIN	11/11/12	16	3-6	.500	0-1	.000	2-4	.500	3	4	7	7.0	1	4	3	0	0	8	8.0	
MISS. VALLEY ST.	11/13/12	20	3-6	.500	0-2	.000	1-3	.333	0	7	7	7.0	0	5	0	2	0	8	8.0	
NORTH CAROLINA A&T	11/18/12	18	2-5	.400	0-1	.000	2-4	.500	0	3	3	5.7	3	2	1	0	4	6	7.3	
CAMPBELL	11/20/12	19	2-3	.667	0-1	.000	1-2	.500	1	5	6	5.8	4	3	2	0	0	5	6.8	
vs Iowa State	11/23/12	27	4-10	.400	0-4	.000	2-3	.667	0	5	5	5.6	3	0	2	1	1	10	7.4	
vs Oregon	11/24/12	17	5-9	.556	0-1	.000	3-3	1.000	2	2	4	5.3	4	1	4	0	0	13	8.3	
ALABAMA	12/01/12	25	4-14	.286	0-2	.000	2-2	1.000	3	2	5	5.3	1	1	1	0	3	10	8.6	
UALR	12/6/12	17	2-7	.286	0-0	.000	2-2	1.000	0	2	2	4.9	3	2	1	0	2	6	8.3	
UMES	12/8/12	18	2-6	.333	0-3	.000	3-4	.750	3	7	10	5.4	1	4	2	0	1	7	8.1	
at Marshall	12/15/12	17	0-5	.000	0-0	.000	2-2	1.000	2	6	8	5.7	3	2	2	0	3	2	7.5	
vs Xavier	12/19/12	24	1-7	.143	0-4	.000	0-0	.000	3	6	9	6.0	2	1	2	1	1	2	7.0	
WRIGHT STATE	12/22/12	21	5-10	.500	0-1	.000	1-3	.333	3	6	9	6.3	4	3	4	0	2	11	7.3	
NEW MEXICO	12/27/12	15	1-6	.167	0-1	.000	0-0	.000	0	2	2	5.9	0	1	3	0	0	2	6.9	
at PITT	12/31/12	16	1-3	.333	0-0	.000	3-3	1.000	2	2	4	5.8	3	3	1	0	0	5	6.8	
ST. JOHN'S	1/5/13	22	4-8	.500	3-6	.500	3-6	.500	0	3	3	5.6	2	2	2	0	0	14	7.3	
NOTRE DAME	1/7/13	*	25	1-9	.111	0-3	.000	0-0	.000	1	6	7	5.7	2	5	1	0	0	2	6.9
at Rutgers	1/12/13	*	26	2-5	.400	0-1	.000	3-6	.500	2	9	11	6.0	2	0	3	1	1	7	6.9
at DePaul	01-15-13	*	21	0-1	.000	0-1	.000	2-4	.500	1	2	3	5.8	4	1	1	0	1	2	6.7
MARQUETTE	1/19/13	*	35	1-8	.125	0-3	.000	10-12	.833	4	6	10	6.1	2	2	3	2	1	12	6.9
at Syracuse	1/21/13	*	30	2-5	.400	0-1	.000	1-1	1.000	5	1	6	6.1	1	5	1	0	5	6.9	
RUTGERS	1/30/13	18	1-1	1.000	0-0	.000	4-6	.667	1	3	4	6.0	1	2	1	0	1	6	6.8	
at Seton Hall	2/2/13	20	0-1	.000	0-0	.000	2-2	1.000	0	6	6	6.0	2	1	1	1	0	1	2	6.6
at Providence College	2/6/13	19	0-3	.000	0-0	.000	0-0	.000	2	2	4	5.9	1	1	1	0	0	0	6.3	
PITT	2/9/13	24	2-9	.222	0-1	.000	4-5	.800	3	5	8	6.0	3	1	0	0	1	8	6.4	
VILLANOVA	2/12/13	*	25	1-5	.200	0-0	.000	2-2	1.000	3	1	4	5.9	2	3	3	0	3	4	6.3
GEORGETOWN	2/15/13	20	2-6	.333	0-0	.000	0-3	.000	1	2	3	5.8	3	1	2	0	1	4	6.2	
at UCONN	2/21/13	21	3-6	.500	0-0	.000	1-2	.500	3	2	5	5.7	5	0	1	0	1	7	6.2	
at Notre Dame	2-24-13	22	2-6	.333	0-1	.000	3-6	.500	1	6	7	5.8	2	1	0	1	1	7	6.3	
UCONN	03/02/13	*	17	2-5	.400	0-1	.000	0-0	.000	1	6	7	5.8	4	2	1	0	2	4	6.2
at LOUISVILLE	3/4/13	*	23	0-2	.000	0-0	.000	2-2	1.000	1	8	9	5.9	1	4	8	0	2	6.0	
USF	3/9/13	*	29	2-4	.500	0-1	.000	0-0	.000	4	5	9	6.0	2	1	3	0	2	4	6.0
vs Providence	3/13/13	*	24	1-2	.500	0-0	.000	0-0	.000	0	2	2	5.9	1	1	1	0	0	2	5.8
vs Georgetown	3/14/13	*	19	0-0	.000	0-0	.000	2-4	.500	0	2	2	5.8	4	0	1	0	1	2	5.7
vs Creighton	3/22/13	*	30	5-12	.417	0-3	.000	1-1	1.000	3	5	8	5.9	2	2	2	1	4	11	5.9
Totals		12	740	66-195	.338	4-43	.093	64-97	.660	58	141	199	5.9	78	67	64	9	38	200	5.9

## RUBLES' CAREER STATISTICS

			Total		3-Point		F-Throws		Rebounds										Scoring	
Season	gp-gs	min/avg	fg-fga	pct	fg-fga	pct	ft-fa	pct	off	def	tot	avg	pf	fo	ast	to	blk	stl	pts	avg
2012-13	34-12	740/21.8	66-195	.338	4-43	.093	64-97	.660	58	141	199	5.9	78	1	67	64	9	38	200	5.9
2013-14	6-6	150/25.0	25-47	.532	0-0	.000	21-31	.677	15	22	37	6.2	14	0	9	11	5	12	71	11.8
TOTAL	40-18	890/22.3	91-242	.376	4-43	.093	85-128	.664	73	163	236	5.9	92	1	76	75	14	50	271	6.8



# SHAQUILLE THOMAS

**R-SO. • F • 6-7 • 205**

PATERSON, N.J.

NIA PREP SCHOOL

# 3

**Pronunciation:** Prefers Shaquille instead of Shaq.

**2013-14 Season (R-Sophomore):** Scored 11 points against Kennesaw State (11/26) ... Registered a career best five assists while adding seven points and five rebounds against UMass Lowell (11/26) ... Had 10 points and team-high seven rebounds against Appalachian State (11/16) ... Scored six points against NC State (11/12).

**2012-13 Season (R-Freshman):** Played in 33 games without a start, averaging 10.8 minutes ... played in all 18 BIG EAST games ... scored a career-high 12 points on 6-of-9 shooting to go with four rebounds in 23 minutes against Creighton (3/22) in the NCAA tournament second round ... posted 11 points to go with seven rebounds and three assists in 22 minutes against Maryland Eastern Shore (12/8) ... pulled down a career-high eight rebounds against Providence (3/13) in the second round of the BIG EAST Championship.

**2011-12 Season:** Redshirted.

**Prior to Cincinnati:** Played two seasons at NIA Prep in Newark, N.J., averaging 28 points and eight assists in 2010-2011 ... tabbed a four-star prospect by Rivals.com and Scout.com ... listed as the 81st-best player overall nationally by Rivals.com ... tabbed the 20th-best small forward in the country by Scout.com ... chose to attend Cincinnati over Syracuse, Boston College and Xavier.

**Personal:** Shaquille Jamar Thomas ... born March 25, 1992 in Paterson, N.J. ... son of Amanda Thomas and Joseph Carson ... has a brother, Isaiah, and sister, Essence Carson, a forward/guard for the WNBA's New York Liberty ... nephew of long-time NBA veteran Tim Thomas ... majoring in criminal justice.

## GAME-BY-GAME STATISTICS

### 2013-14 (R-SOPHOMORE SEASON)

Opponent	Date	gs	min	Total		3-Pointers		Free throws		Rebounds				pf	a	t/o	blk	stl	pts	avg	
				fg-fga	pct	3fg-fga	pct	ft-fa	pct	off	def	tot	avg								
NORTH CAROLINA CENT	11/08/13	*	11	1-2	.500	0-0	.000	0-0	.000	2	3	5	5.0	2	0	3	0	0	2	2.0	
NC STATE	11/12/13	*	25	2-4	.500	0-0	.000	2-3	.667	2	0	2	3.5	2	0	1	1	1	6	4.0	
APPALACHIAN ST.	11/16/13	*	27	3-9	.333	0-0	.000	4-4	1.000	4	3	7	4.7	0	2	1	1	1	10	6.0	
CAMPBELL	11/20/13	*	27	4-7	.571	0-0	.000	0-1	.000	1	1	2	4.0	0	2	3	0	1	8	6.5	
UMASS LOWELL	11/26/13	*	24	3-7	.429	0-2	.000	1-2	.500	1	3	4	4.0	1	5	0	0	2	7	6.6	
KENNESAW ST.	11/29/13	*	21	5-7	.714	1-1	1.000	0-0	.000	0	2	2	3.7	1	2	0	0	2	11	7.3	
Totals			6	135	18-36	.500	1-3	.333	7-10	.700	10	12	22	3.7	6	11	8	2	7	44	7.3

## THOMAS' SEASON & CAREER HIGHS

### 2013-14 Season

11 vs. Kennesaw State, 11/29/13	Pts	12 vs. Creighton, 3/22/13
9 vs. App State, 11/16/13	FG Atts	9, 2x (last vs. App State, 11/16/13)
5 vs. Kennesaw State, 11/29/13	FG Made	6 vs. Creighton, 3/22/13
2 vs. UMass Lowell, 11/26/13	3PT-FG Atts	2, 3x (last vs. UMass Lowell, 11/26/13)
1 vs. Kennesaw State, 11/29/13	3PT-FG Made	1, 3x (last at Notre Dame, 2/24/13)
7 vs. App State, 11/16/13	Rebs	8 vs. Providence, 3/13/13
5 vs. UMass Lowell, 11/26/13	Assts	5 vs. UMass Lowell, 11/26/13
2, 2x (last vs. Kennesaw State, 11/29/13)	Stls	2, 4x (last vs. UMass Lowell, 11/26/13)
1, 2x (last vs. App State, 11/16/13)	Blks	1, 8x (last vs. App State, 11/16/13)
27, 2x (last vs. Campbell, 11/20/13)	Mins	27, 2x (last vs. Campbell, 11/20/13)

### Career

## THOMAS' MISCELLANEOUS STATISTICS

Category	2013-14	Career
Double-Figure Scoring Games	2	4
Double-Figure Rebounding Games	0	0
Double-Double Games	0	0
20-Point Scoring Games	0	0
Games Led UC in Scoring	0	0
Games Led UC in Rebounding	1	1
Games Led UC in Assists	1	2
Games With 3+ Assists	1	3
Games With 3+ Blocks	0	0
Games With 3+ Steals	0	0
Games With 3+ Three-Pointers	0	0

## GAME-BY-GAME STATISTICS

### 2012-13 (R-FRESHMAN SEASON)

Opponent	Date	gs	min	Total		3-Pointers		Free throws		Rebounds				pf	a	t/o	blk	stl	pts	avg
				fg-fga	pct	3fg-3ga	pct	ft-fa	pct	off	def	tot	avg							
UT MARTIN	11/11/12	12	1-4	250	0-0	.000	1-2	.500	0	1	1	1.0	1	0	1	0	0	0	3.0	
MISS. VALLEY ST.	11/13/12	11	3-3	1,000	0-0	.000	0-0	.000	2	2	4	2.5	0	2	2	0	0	0	6.45	
NORTH CAROLINA A&T	11/18/12	20	3-8	.375	0-1	.000	0-0	.000	1	3	4	3.0	1	3	2	0	0	0	6.50	
CAMPBELL	11/20/12	6	0-0	.000	0-0	.000	0-0	.000	0	2	2	2.8	0	1	0	1	1	0	3.0	
vs Iowa State	11/23/12	1	0-0	.000	0-0	.000	0-0	.000	0	0	0	2.2	0	0	0	0	0	0	3.0	
vs Oregon	11/24/12	9	1-3	.333	0-0	.000	2-3	.667	2	1	3	2.3	1	0	0	0	0	2	4.32	
UALR	12/6/12	12	1-4	250	0-1	.000	0-0	.000	1	2	3	2.4	1	0	0	0	0	2	3.0	
UMES	12/8/12	22	4-8	.500	0-1	.000	3-4	.750	3	4	7	3.0	0	3	0	0	0	1	11.40	
at Marshall	12/15/12	13	3-4	.750	0-0	.000	2-4	.500	2	1	3	3.0	3	2	1	1	0	8	4.44	
vs Xavier	12/19/12	10	1-2	.500	0-0	.000	0-0	.000	2	0	2	2.9	0	0	2	0	0	2	4.22	
WRIGHT STATE	12/22/12	12	0-3	.000	0-0	.000	1-2	.500	1	1	2	2.8	0	0	0	0	0	1	3.94	
NEW MEXICO	12/27/12	18	2-5	.400	1-1	1.000	0-0	.000	1	0	1	2.7	0	0	1	0	0	2	5.40	
at PITT	12/31/12	7	1-2	.500	0-0	.000	0-2	.000	2	1	3	2.7	0	0	2	0	0	2	3.86	
ST. JOHN'S	1/5/13	7	0-1	.000	0-0	.000	0-0	.000	1	0	1	2.6	0	0	0	0	0	0	3.60	
NOTRE DAME	1/7/13	24	2-6	.333	1-2	.500	0-0	.000	1	2	3	2.6	2	2	0	1	0	5	3.75	
at Rutgers	1/12/13	4	0-0	.000	0-0	.000	0-0	.000	0	0	0	2.4	0	0	0	0	0	1	3.04	
at DePaul	01-15-13	10	2-3	.667	0-0	.000	0-0	.000	0	0	0	2.3	0	0	1	0	0	4	3.55	
MARQUETTE	1/19/13	12	0-0	.000	0-0	.000	0-0	.000	0	2	2	2.3	1	0	0	0	0	0	3.33	
at Syracuse	1/21/13	3	0-1	.000	0-0	.000	0-0	.000	0	0	0	2.2	0	0	0	0	0	0	3.11	
RUTGERS	1/30/13	5	0-1	.000	0-0	.000	0-0	.000	0	0	0	2.1	0	0	0	0	0	0	3.00	
at Seton Hall	2/2/13	5	0-1	.000	0-0	.000	0-0	.000	0	1	1	2.0	2	0	0	0	0	0	2.80	
at Providence College	2/6/13	16	3-5	.600	0-0	.000	0-0	.000	2	2	4	2.1	1	0	1	1	0	6	3.00	
PITT	2/9/13	9	1-3	.333	0-0	.000	0-0	.000	0	0	0	2.0	2	0	0	0	1	2	2.90	
VILLANOVA	2/12/13	2	0-0	.000	0-0	.000	1-2	.500	0	0	0	1.9	0	0	0	0	0	1	1.28	
GEORGETOWN	2/15/13	2	0-0	.000	0-0	.000	0-0	.000	0	0	0	1.8	0	0	0	0	0	0	2.70	
at UCONN	2/21/13	10	0-2	.000	0-0	.000	2-2	1.000	1	2	3	1.9	0	1	0	1	0	2	2.70	
at Notre Dame	2-24-13	20	3-6	.500	1-2	.500	0-0	.000	2	3	5	2.0	1	1	1	0	2	7	2.90	
UCONN	03/02/13	8	0-4	.000	0-0	.000	0-0	.000	0	2	2	2.0	0	0	0	0	1	0	2.80	
at LOUISVILLE	3/4/13	4	0-0	.000	0-0	.000	0-0	.000	0	0	0	1.9	0	0	1	1	0	0	2.70	
USF	3/9/13	2	1-1	1,000	0-0	.000	0-0	.000	0	0	0	1.9	0	0	0	0	0	2	2.60	
vs Providence	3/13/13	19	2-7	.286	0-0	.000	1-2	.500	4	4	8	2.1	0	1	1	1	0	5	2.70	
vs Georgetown	3/14/13	18	2-5	.400	0-0	.000	0-1	.000	0	3	3	2.1	4	0	2	0	0	4	2.80	
vs Creighton	3/22/13	23	6-9	.667	0-0	.000	0-3	.000	2	2	4	2.2	3	0	1	0	1	12	3.00	
Totals		0	356	42-101	.416	3-8	.375	13-27	.481	30	41	71	2.2	22	16	19	6	17	100	

## THOMAS' CAREER STATISTICS

			Total		3-Point		F-Throws		Rebounds										Scoring	
Season	gp-gs	min/avg	fg-fga	pct	fg-fga	pct	ft-fa	pct	off	def	tot	avg	pf	fo	ast	to	blk	stl	pts	avg
2012-13	33-0	356/10.8	42-101	.416	3-8	.375	13-27	.481	30	41	71	2.2	22	0	16	19	6	17	100	3.0
2013-14	6-6	135/22.5	18-36	.500	1-3	.333	7-10	.700	10	12	22	3.7	6	0	11	8	2	7	44	7.3
TOTAL	39-6	491/12.6	60-137	.438	4-11	.364	20-37	.541	40	53	93	2.4	28	0	27	27	8	24	144	3.7



# JUSTIN JACKSON

SR. • F • 6-8 • 230

COCOA BEACH, FLA.

ARLINGTON COUNTRY DAY

# 5

## • 2013-14 AAC Weekly Honor Roll selection (Nov. 25)

**2013-14 (Senior):** Recorded 11 points, seven boards and four blocks versus Kennesaw State (11/29) ... Grabbed a career best 12 rebounds while adding 13 points, three blocks and three steals against UMass Lowell (11/26) ... Recorded 19 points, nine rebounds and five blocks against Campbell (11/20/13) ... Blocked four shots while adding eight points and four boards against App State (11/16) ... Posted his first career double-double against NC State (11/12) with 10 points and 10 boards, while adding four blocks.

**2012-13 Season (Junior):** Played in 30 games with 22 starts, averaging 18.8 minutes ... ranked eighth in the BIG EAST averaging 1.37 blocks ... finished second on the team with 41 blocks ... ranked among the team leaders in rebounding (third at 5.1), steals (fourth at 1.0) and assists (fifth with 1.5) ... led UC in blocks in eight games and rebounds in six games ... scored a season-high 10 points on 5-of-6 shooting at Marshall (12/15) ... scored seven points and grabbed a season-high 11 rebounds in the season opener against UT Martin (11/11) ... posted a season-high six blocks against Rutgers (1/30) ... recorded nine points, seven rebounds and three blocks against Maryland Eastern Shore (12/8).

**2011-12 Season (Sophomore):** Played in 37 games with 20 starts, averaging 21.1 minutes ... led UC with 61 blocks and ranked fifth in the BIG EAST, averaging 1.7 blocks per game ... recorded a career-high seven blocks against Marquette (2/29) ... rejected at least three shots in 10 games during the season ... shot 52.0 percent from the field (77 of 148) ... scored in double figures in four games ... led UC in rebounding in five games ... handed out three or more assists in six games ... tallied eight points, six rebounds and four blocks against Ohio State (3/22) in the NCAA tournament east region semifinal ... recorded six blocks and three rebounds vs. Louisville (3/10) ... tallied eight points, seven rebounds, two steals and a block at USF (2/26) ... handed out a career-high four assists against Seton Hall (2/18) ... posted 10 points on 4-of-8 shooting with a league season-high eight rebounds in 16 minutes at Marquette (2/11) ... scored a career-high 14 points on 5-of-5 shooting to go with two blocks and two steals against DePaul (2/4) ... netted 11 points vs. Chicago State (12/23) ... scored 11 points with eight

rebounds and three blocks at Wright State (12/14).

**2010-11 Season (Freshman):** Played in 35 games off the bench while averaging 12.9 minutes ... shot 52.7 percent from the field (39 of 74) on the season ... scored five or more points in six games ... grabbed four or more rebounds in 14 games ... had four points and two rebounds at Marquette (3/2) ... scored four points with four rebounds vs. Connecticut (2/27) ... posted six points, six rebounds and two blocks at Georgetown (2/23) ... had five points and four rebounds at Providence (2/19) ... had six rebounds, three steals a block and an assist vs. St. John's (2/13) ... tied his career high with eight points and added six rebounds at Pittsburgh (2/5) ... scored a career-high eight points at St. John's (1/22) ... grabbed two rebounds and scored two points at Syracuse (1/15) ... scored three points, passed out an assist, blocked a shots and had two steals vs. USF (1/12) ... scored a career-high seven points and grabbed four rebounds vs. St. Francis (12/23) ... dished out three assists - a season high - and recorded five rebounds against Georgia Southern (12/14) ... posted seven rebounds vs. Dayton (11/27) ... played 26 minutes in his collegiate debut vs. Mount St. Mary's (11/15) and grabbed four rebounds, made two assists and totaled three steals.

**Prior to Cincinnati:** Was ranked No. 92 among the ESPN.com 100 top recruits ... was the first player signed in the early signing period by UC ... is a power forward with strong defensive and rebounding skills ... played one season at Arlington Country Day in Jacksonville, Fla. ... helped the Apaches to the FHSAA Class 2A finals and a record of 21-6 as a senior ... spent his junior season at Montverde Academy playing for Kevin Sutton where he posted 15.0 points, 12.3 rebounds, and 3.1 blocks per game ... named to the Florida Association of Basketball Coaches (FABC) and Florida Sports Writer's Association (FSWA) State All-Independent teams.

**Personal:** Full name is Justin LeShayne Jackson ... born Oct. 13, 1990 ... son of Shannan and Larry Jackson ... has two brothers, LaTray Green and Corbin Jackson, and a sister, Shaulya Murray ... majoring in criminal justice.

## JACKSON'S SEASON & CAREER HIGHS

2013-14 Season		Career
19 vs. Campbell, 11/20/13	Pts	19 vs. Campbell, 11/20/13
13 vs. UMass Lowell, 11/26/13	FG Atts	13 vs. UMass Lowell, 11/26/13
9 vs. Campbell, 11/20/13	FG Made	9 vs. Campbell, 11/20/13
0	3PT-FG Atts	3 vs. Wright State, 12/22/12
0	3PT-FG Made	1, 2x (last vs. UMES, 12/8/12)
12 vs. vs. UMass Lowell, 11/26/13	Rebs	12 vs. UMass Lowell, 11/26/13
3 vs. App State, 11/16/13	Assts	4, 5x (last at Providence, 2/6/13)
3, 2x (last vs. UMass Lowell, 11/26/13)	Stls	4 vs. Arkansas Little-Rock, 12/6/12
5 vs. Campbell, 11/20/13	Blks	7 vs. Marquette, 2/29/12
29 vs. Campbell, 11/20/13	Mins	35 vs. Miami (Ohio), 11/29/11

## JACKSON'S MISCELLANEOUS STATISTICS

Category	2013-14	Career
Double-Figure Scoring Games	4	9
Double-Figure Rebounding Games	2	3
Double-Double Games	2	2
20-Point Scoring Games	0	0
Games Led UC in Scoring	0	0
Games Led UC in Rebounding	4	16
Games Led UC in Assists	0	9
Games With 3+ Assists	0	15
Games With 3+ Blocks	6	22
Games With 3+ Steals	2	12
Games With 3+ Three-Pointers	0	0

## GAME-BY-GAME STATISTICS

### 2013-14 (SENIOR SEASON)

Opponent	Date	gs	min	fg-fga	pct	3fg-fga	pct	ft-fa	pct	off	def	tot	avg	pf	a	t/o	blk	stl	pts	avg
NORTH CAROLINA CENT	11/08/13	*	21	4-5	.800	0-0	.000	0-0	.000	2	1	3	3.0	4	0	2	3	0	8	8.0
NC STATE	11/12/13	*	25	4-8	.500	0-0	.000	2-4	.500	2	8	10	6.5	3	0	2	4	1	10	9.0
APPALACHIAN ST.	11/16/13	*	19	4-9	.444	0-0	.000	0-2	.000	3	1	4	5.7	3	3	1	4	1	8	8.7
CAMPBELL	11/20/13	*	29	9-12	.750	0-0	.000	1-3	.333	4	5	9	6.5	1	2	3	5	3	19	11.3
UMASS LOWELL	11/26/13	*	24	5-13	.385	0-0	.000	3-5	.600	8	4	12	7.6	2	1	2	3	3	13	11.6
KENNESAW ST.	11/29/13	*	24	5-12	.417	0-0	.000	1-2	.500	2	5	7	7.5	3	1	0	4	0	11	11.5
Totals		6	142	31-59	.525	0-0	.000	7-16	.438	21	24	45	7.5	16	7	10	23	8	69	11.5

## JACKSON'S CAREER STATISTICS

Season	gp-gs	min/avg	Total fg-fga	pct	3-Point fg-fga	pct	F-Throws ft-fa	pct	Rebounds off	def	tot	avg	pf	fo	ast	to	blk	stl	Scoring pts	avg
2010-11	35-0	452/12.9	39-74	.527	1-3	.333	10-33	.303	30	58	88	2.5	71	2	24	36	18	26	89	2.5
2011-12	37-20	780/21.1	77-148	.520	0-7	.000	34-65	.523	72	84	156	4.2	116	7	39	55	61	33	188	5.1
2012-13	30-22	564/18.8	46-110	.418	1-11	.091	22-43	.512	49	103	152	5.1	78	6	44	54	41	29	115	3.8
2013-14	6-6	142/23.7	31-59	.525	0-0	.000	7-16	.438	21	24	45	7.5	16	0	7	10	23	8	69	11.5
TOTAL	108-48	1938/17.9	193-391	.494	2-21	.095	73-157	.465	172	269	441	4.1	281	15	114	155	143	96	461	4.3



PLAYER GAME-BY-GAME STATISTICS

5 - JUSTIN JACKSON • F • 6-8 • 230 • SR. • COCOA BEACH, FLA.

2012-13 (JUNIOR SEASON)


Opponent	Date	gs	min	Total		3-Pointers		Free throws		Rebounds				pf	a	t/o	blk	stl	pts	avg
				fg	fga	3fg	3fga	ft	fta	off	def	tot	avg							
UT MARTIN	11/11/12	*	24	3-6	500	0-1	.000	1-4	250	3	8	11	11.0	2	2	5	1	2	7	7.0
MISS. VALLEY ST.	11/13/12	*	15	2-3	667	0-0	.000	1-2	500	1	7	8	9.5	4	0	3	0	0	5	6.0
NORTH CAROLINA A&T	11/18/12	*	16	3-6	500	0-0	.000	0-0	.000	4	3	7	8.7	1	3	2	0	3	6	6.0
CAMPBELL	11/20/12	*	13	1-4	250	0-1	.000	0-0	.000	1	5	6	8.0	4	1	3	3	0	2	5.0
vs Iowa State	11/23/12	*	17	2-5	400	0-1	.000	0-0	.000	2	4	6	7.6	4	0	0	3	1	4	4.8
vs Oregon	11/24/12	*	24	0-2	000	0-0	.000	2-2	1000	2	3	5	7.2	4	1	1	1	1	2	4.3
ALABAMA	12/01/12	*	15	0-3	000	0-2	.000	0-0	.000	0	2	2	6.4	1	1	1	4	1	0	3.7
UALR	12/6/12	*	29	3-5	600	0-1	.000	1-4	250	2	2	4	6.1	1	4	1	0	4	7	4.1
UMES	12/8/12	*	22	4-8	500	1-2	.500	0-0	.000	2	5	7	6.2	0	2	3	3	1	9	4.7
at Marshall	12/15/12	*	20	5-6	833	0-0	.000	0-0	.000	1	0	1	5.7	3	3	1	0	3	10	5.2
vs Xavier	12/19/12	*	18	0-0	000	0-0	.000	0-0	.000	0	5	5	5.6	5	2	1	0	1	0	4.7
WRIGHT STATE	12/22/12	*	26	4-10	400	0-3	.000	1-2	500	3	4	7	5.8	1	1	3	2	0	9	5.1
NEW MEXICO	12/27/12	*	21	0-6	000	0-0	.000	0-0	.000	3	5	8	5.9	0	1	0	1	3	0	4.7
at PITT	12/31/12	*	20	1-3	333	0-0	.000	2-2	1000	1	2	3	5.7	2	0	0	1	1	4	4.6
ST. JOHN'S	1/5/13	*	16	0-2	000	0-0	.000	0-0	.000	0	1	1	5.4	4	0	2	0	0	0	4.3
at Rutgers	1/12/13	24	2-4	500	0-0	.000	2-4	500	4	4	8	5.6	2	1	0	2	0	6	4.4	
at DePaul	01-15-13	12	0-0	000	0-0	.000	2-2	1000	1	3	4	5.5	3	1	2	1	0	2	4.3	
MARQUETTE	1/19/13	16	2-3	667	0-0	.000	0-1	.000	1	2	3	5.3	5	0	1	1	0	4	4.3	
at Syracuse	1/21/13	14	1-3	333	0-0	.000	2-2	1000	1	4	5	5.3	0	1	1	0	0	4	4.3	
RUTGERS	1/30/13	*	26	3-8	375	0-0	.000	1-2	500	4	3	7	5.4	2	3	3	6	1	7	4.4
at Seton Hall	2/2/13	*	20	1-1	1000	0-0	.000	1-2	500	2	3	5	5.4	1	4	2	1	3	3	4.3
at Providence College	2/6/13	*	20	2-4	500	0-0	.000	1-3	333	1	8	9	5.5	4	4	3	0	0	5	4.4
PITT	2/9/13	*	7	1-3	333	0-0	.000	1-1	1000	1	0	1	5.3	0	1	1	0	0	3	4.3
VILLANOVA	2/12/13	21	0-0	000	0-0	.000	0-0	.000	0	3	3	5.3	1	3	1	0	0	0	4.1	
GEORGETOWN	2/15/13	*	21	1-3	333	0-0	.000	3-8	375	5	3	8	5.4	2	2	2	3	1	5	4.2
at UCONN	2/21/13	*	21	2-3	667	0-0	.000	0-0	.000	0	3	3	5.3	5	1	3	1	0	4	4.2
at Notre Dame	2-24-13	*	17	1-3	333	0-0	.000	0-0	.000	1	1	2	5.1	5	0	2	2	2	4	4.1
vs Providence	3/13/13	14	0-1	000	0-0	.000	0-0	.000	0	1	4	5	5.1	2	1	2	1	1	0	3.9
vs Georgetown	3/14/13	13	1-2	500	0-0	.000	1-2	500	1	3	4	5.1	2	0	0	1	0	3	3.9	
vs Creighton	3/22/13	22	1-3	333	0-0	.000	0-0	.000	1	3	4	5.1	5	0	3	2	2	2	3.8	
Totals		22	564	46-110	418	1-11	.091	22-43	512	49	103	152	5.1	78	44	54	41	29	115	3.8

2011-12 (SOPHOMORE SEASON)

Opponent	Date	gs	min	Total		3-Pointers		Free throws		Rebounds				pf	a	t/o	blk	stl	pts	avg
				fg/fga	pc1	3fg/3fga	pc1	ft/fta	pc1	off	def	tot	avg							
ALABAMA STATE	11/13/11	*	29	2-3	667	0-1	.000	0-0	.000	0	7	7	7.0	0	3	1	3	3	4	4.0
JACKSONVILLE STATE	11/15/11	*	29	2-3	667	0-0	.000	3-5	600	5	4	9	8.0	5	3	2	3	2	7	5.5
PRESBYTERIAN	11/19/11	*	31	4-8	500	0-0	.000	1-2	500	5	4	9	8.3	5	1	3	2	3	9	6.7
NORTHWESTERN STATE	11/21/11	*	25	1-5	200	0-1	.000	1-4	250	1	6	7	8.0	1	1	1	3	1	3	5.8
MARSHALL	11/25/11	*	33	4-5	800	0-0	.000	0-0	.000	3	3	6	7.6	3	1	3	1	2	8	6.2
MIAMI (OHIO)	11/29/11	*	35	1-4	250	0-0	.000	0-1	.000	0	3	3	6.8	1	0	1	0	1	2	5.5
at Georgia	12/02/11	18	0-2	000	0-1	.000	0-0	.000	0	2	2	6.1	5	0	1	2	0	0	4.7	
at Xavier	12/10/11	*	12	0-0	000	0-0	.000	0-0	.000	0	2	2	5.6	3	0	1	0	0	0	4.1
at Wright State	12/14/11	*	20	4-5	800	0-0	.000	3-6	500	5	4	8	5.9	5	1	2	3	0	11	4.9
RADFORD	12/17/11	*	21	2-3	667	0-0	.000	2-4	500	0	2	2	5.5	2	0	0	4	0	6	5.0
ARKANSAS-PINE BLUFF	12/21/11	*	15	2-3	667	0-0	.000	0-1	.000	4	4	8	5.7	3	1	2	0	2	4	4.9
CHICAGO STATE	12/23/11	18	4-4	1,000	0-0	.000	3-3	1,000	1	2	3	5.5	1	2	3	2	0	11	5.4	
vs Oklahoma	12/29/11	*	13	1-3	333	0-0	.000	0-0	.000	1	1	2	5.2	5	0	1	0	0	2	5.2
at Pittsburgh	01/01/12	*	32	3-9	333	0-1	.000	0-0	.000	3	4	7	5.4	4	1	3	3	2	6	5.2
NOTRE DAME	01/04/12	*	23	1-4	250	0-2	.000	3-4	750	2	5	7	5.5	2	0	1	0	0	5	5.2
ST. JOHN'S	01/07/12	*	21	2-3	667	0-0	.000	0-0	.000	1	0	1	5.2	4	2	1	1	1	4	5.1
at Georgetown	01/09/12	26	2-3	667	0-1	.000	3-4	750	0	0	0	4.9	4	0	1	0	1	7	5.2	
VILLANOVA	01/14/12	*	26	4-6	667	0-0	.000	0-0	.000	1	2	3	4.8	4	3	0	2	2	8	5.4
at Connecticut	1/18/12	*	19	0-1	000	0-0	.000	0-0	.000	3	1	4	4.7	4	1	0	1	0	1	5.1
at West Virginia	1/21/12	*	25	3-5	600	0-0	.000	0-0	.000	2	1	3	4.7	4	3	0	0	0	6	5.2
SYRACUSE	01/23/12	*	27	2-7	286	0-0	.000	0-0	.000	2	0	2	4.5	2	3	4	1	1	4	5.1
at Rutgers	01/28/12	*	17	0-3	000	0-0	.000	0-2	.000	1	2	3	4.5	4	2	2	1	2	0	4.9
DEPAUL	02/04/12	23	5-5	1,000	0-0	.000	4-8	500	2	2	4	4.4	2	1	0	2	2	14	5.3	
at St. John's	2/8/12	6	1-3	333	0-0	.000	1-2	500	1	0	1	4.3	0	0	0	1	0	3	5.2	
at Marquette	2/11/12	16	4-8	500	0-0	.000	2-2	1,000	5	3	8	4.4	4	0	4	1	1	10	5.4	
PROVIDENCE	2/15/12	12	4-4	1,000	0-0	.000	0-0	.000	3	1	4	4.4	2	1	0	0	0	8	5.5	
SETON HALL	02/18/12	18	1-4	250	0-0	.000	0-0	.000	1	1	2	4.3	3	4	2	0	0	2	5.3	
LOUISVILLE	02/23/12	20	0-2	000	0-0	.000	2-4	500	2	4	6	4.4	3	0	0	1	1	2	5.2	
at USF	2/26/12	26	3-6	500	0-0	.000	2-2	1,000	4	3	7	4.5	3	0	2	1	2	8	5.3	
MARQUETTE	02/29/12	13	3-3	1,000	0-0	.000	0-0	.000	2	2	4	4.5	2	0	0	7	1	6	5.3	
at Villanova	03/03/12	*	17	3-6	500	0-0	.000	0-1	.000	1	0	1	4.4	5	0	2	0	0	6	5.4
vs GEORGETOWN	3/8/12	21	1-3	333	0-0	.000	3-4	750	3	0	3	4.3	1	2	3	1	0	5	5.3	
vs Syracuse	3/9/12	16	2-4	500	0-0	.000	0-2	.000	4	0	4	4.3	4	2	2	3	0	4	5.3	
vs Louisville	3/10/12	28	0-2	000	0-0	.000	0-0	.000	0	4	4	4.3	3	0	2	6	1	0	5.1	
vs Texas	3/16/12	14	1-3	333	0-0	.000	0-2	.000	2	2	4	4.3	4	0	0	0	0	2	5.1	
vs Florida State	3/18/12	15	1-1	1,000	0-0	.000	1-2	500	0	0	0	4.2	4	1	1	2	1	3	5.0	
vs Ohio State	3/22/12	20	4-5	800	0-0	.000	0-0	.000	3	3	6	4.2	5	0	4	4	0	8	5.1	
Totals		20	780	77-148	520	0-7	.000	34-65	523	72	84	156	4.2	116	39	55	61	33	188	5.1

2010-11 (FRESHMAN SEASON)

Opponent	Date	gs	min	Total		3-Pointers		Free throws		Rebounds				pf	a	t/o	blk	stl	pts	avg
				fg/fga	3fg/3fga	ft/fta	off	def	tot	avg										
MOUNT ST. MARY'S	11/15/10	26	0-3	.000	0-1	.000	0-0	.000	1	3	4	4	0	3	2	0	2	3	0	0.0
IPFW	11/20/10	8	0-0	.000	0-0	.000	1-2	.500	0	1	1	2.5	0	0	0	0	0	0	1.0	0.5
FLORIDA A&M	11/22/10	10	0-1	.000	0-0	.000	1-2	.500	0	2	2	2.3	4	1	1	0	0	1	0.7	1.0
SAVANNAH STATE	11/24/10	3	0-1	.000	0-0	.000	0-0	.000	0	1	1	2.0	0	0	1	0	0	0	0.0	0.5
vs Dayton	11/27/10	18	2-2	1.000	0-0	.000	1-5	.200	3	4	7	3.0	3	1	1	2	1	5	1.4	1.5
WRIGHT STATE	12/01/10	14	1-2	.500	0-0	.000	0-0	.000	2	1	3	3.0	3	2	0	1	2	2	2.5	1.5
at TOLEDO	12/04/10	11	0-0	.000	0-0	.000	2-4	.500	0	0	0	2.6	3	0	1	0	2	2	1.6	1.0
UTAH VALLEY	12/11/10	10	1-1	1.000	0-0	.000	0-0	.000	0	4	4	2.8	3	0	2	1	0	2	1.6	1.0
GEORGIA SOUTHERN	12/14/10	17	2-3	.667	0-0	.000	0-1	.000	0	2	3	5.0	3	1	3	0	0	4	1.9	1.5
at Oklahoma	12/18/10	6	1-1	1.000	0-0	.000	0-1	.000	0	1	1	2.8	1	0	1	0	0	0	1.9	1.0
at Miami	12/21/10	7	1-1	1.000	0-0	.000	0-0	.000	0	1	1	2.6	2	0	0	0	0	0	2.9	1.0
ST. FRANCIS (PA.)	12/23/10	15	3-5	.600	1-2	.500	0-0	.000	2	2	4	2.8	2	1	3	1	1	7	2.3	1.5
DEPAUL UNIVERSITY	12/28/10	8	0-2	.000	0-0	.000	0-0	.000	0	1	1	2.6	3	1	0	0	0	0	2.2	1.0
SETON HALL	12/31/10	2	0-0	.000	0-0	.000	0-0	.000	0	1	1	2.5	1	0	0	0	0	0	2.0	1.0
XAVIER UNIVERSITY	01/06/11	2	0-0	.000	0-0	.000	0-0	.000	0	0	0	2.3	1	0	0	0	0	0	1.9	1.0
at Villanova	01/09/11	22	1-1	1.000	0-0	.000	1-2	.500	1	2	3	2.4	1	0	1	1	2	3	1.9	1.5
USF	01/12/11	10	1-1	1.000	0-0	.000	1-2	.500	0	0	0	2.2	1	1	2	1	2	3	2.0	1.0
at Syracuse	1/15/11	12	1-4	.250	0-0	.000	0-0	.000	1	1	2	2.2	1	1	0	0	0	0	2.0	1.0
at Notre Dame	1-19-11	10	0-0	.000	0-0	.000	0-0	.000	1	1	2	2.2	4	0	0	0	0	0	1.9	1.0
at St. John's	01/22/11	29	4-6	.667	0-0	.000	0-0	.000	1	5	6	2.4	4	1	2	1	2	8	2.2	1.5
RUTGERS	01/26/11	11	1-1	1.000	0-0	.000	0-0	.000	0	0	0	2.3	1	0	1	0	0	0	2.2	1.0
WEST VIRGINIA	01/29/11	12	0-0	.000	0-0	.000	0-0	.000	0	0	0	2.2	5	0	0	0	0	0	2.1	1.0
at PITT	02/05/11	17	4-6	.667	0-0	.000	0-1	.000	4	2	6	2.3	5	2	4	1	2	8	2.3	1.5
at DePaul University	02-08-11	2	0-0	.000	0-0	.000	0-0	.000	0	0	0	2.3	1	0	1	0	0	0	2.3	1.0
ST. JOHN'S	02/13/11	27	1-3	.333	0-0	.000	0-1	.000	3	3	6	2.4	0	1	1	1	3	2	2.2	1.5
LOUISVILLE	02/16/11	20	1-2	.500	0-0	.000	1-3	.333	1	3	4	2.5	0	3	1	0	1	3	2.3	1.5
at Providence College	2/19/11	15	2-3	.667	0-0	.000	1-2	.500	0	4	4	2.5	1	0	1	0	1	5	2.4	1.0
at Georgetown	02/23/11	29	3-9	.333	0-0	.000	0-1	.000	2	4	6	2.6	3	2	1	1	1	6	2.5	1.5
CONNECTICUT	02/27/11	19	2-2	1.000	0-0	.000	0-0	.000	1	3	4	2.7	2	2	6	2	0	4	2.6	1.5
at Marquette	3/2/11	10	2-5	.400	0-0	.000	0-0	.000	2	2	0	2.7	2	0	1	0	2	4	2.6	1.0
GEORGETOWN	03/05/11	7	0-0	.000	0-0	.000	1-2	.500	0	1	1	2.6	2	0	0	0	0	0	1.5	1.0
vs USF	3/9/2011	7	1-2	.500	0-0	.000	0-0	.000	1	0	1	2.6	3	0	1	0	0	0	2.5	1.0
vs Notre Dame	03/10/11	14	2-4	.500	0-0	.000	0-4	.000	1	1	2	2.5	2	0	2	0	1	4	2.6	1.0
vs Missouri	03/17/11	12	2-3	.667	0-0	.000	0-0	.000	1	3	4	2.6	0	0	1	0	0	4	2.6	1.0
vs Connecticut	03/19/11	10	0-0	.000	0-0	.000	0-0	.000	0	0	0	2.5	3	0	1	0	0	0	2.5	1.0
Totals		0	452	39-74	.527	1-3	.333	10-33	.303	30	58	88	25	71	24	36	18	26	89	25.0



# TROY CAUPAIN

FR. • G • 6-3 • 200

MIDLOTHIAN, VA.

COSBY HIGH SCHOOL

10

**2013-14 (Freshman):** Went 5-of-7 from the line and scored seven off the bench versus UMass Lowell (11/26) ... Scored a team-high 13 points off the bench against Appalachian State (11/16) on 5-of-6 from the floor, while dishing out four assists ... Had five points, all from the foul line, versus NC State (11/12).

**Prior to Cincinnati:** Played three seasons at Cosby High School in Midlothian, Va., where he finished as the school's leader in career rebounds (347) and assists (230) while ranking second in career points (1,449) ... Averaged 26.0 points, 15.1 rebounds and 3.5 assists during his senior season, helping the Titans to a 26-6 record and a

district championship ... Scored a career-high 48 points against Matoaca High School as a senior ... Named a two-time Dominican District player of the year ... Tabbed the Central Region player of the year and earned first team all-state honors ... Named a Top 50 shooting guard by 247Sports.com ... coached by Ron Carr.

**Personal:** Troy Caupain ... born Nov. 29, 1995 in New York, N.Y. ... son of Renee and Troy Caupain Sr. ... majoring in communications.

## CAUPAIN'S SEASON & CAREER HIGHS

### 2013-14 Season

13 vs. App State, 11/16/13	Pts	13 vs. App State, 11/16/13
6 vs. vs. App State, 11/16/13	FG Atts	6 vs. vs. App State, 11/16/13
5 vs. App State, 11/16/13	FG Made	5 vs. App State, 11/16/13
1, 3x (last vs. UMass Lowell, 11/26/13)	3PT-FG Atts	1, 3x (last vs. UMass Lowell, 11/26/13)
0	3PT-FG Made	0
4, 2x (last vs. App State, 11/16/13)	Rebs	4, 2x (last vs. App State, 11/16/13)
4 vs. App State, 11/16/13	Assts	4 vs. App State, 11/16/13
2, 2x (last vs. Kennesaw State, 11/29/13)	Stls	2 vs. UMass Lowell, 11/26/13
1 vs. Kennesaw State, 11/29/13	Blks	0
26 vs. App State, 11/16/13	Mins	26 vs. App State, 11/16/13

### Career

## CAUPAIN'S MISCELLANEOUS STATISTICS

Category	2013-14	Career
Double-Figure Scoring Games	1	1
Double-Figure Rebounding Games	0	0
Double-Double Games	0	0
20-Point Scoring Games	0	0
Games Led UC in Scoring	1	1
Games Led UC in Rebounding	0	0
Games Led UC in Assists	1	1
Games With 3+ Assists	1	1
Games With 3+ Blocks	0	0
Games With 3+ Steals	0	0
Games With 3+ Three-Pointers	0	0


## GAME-BY-GAME STATISTICS

### 2013-14 (FRESHMAN SEASON)

Opponent	Date	gs	min	Total		3-Pointers		Free throws		Rebounds				pf	a	t/o	blk	stl	pts	avg
				fg-fga	pct	3fg-fga	pct	ft-fa	pct	off	def	tot	avg							
NORTH CAROLINA CENT	11/08/13	13	0-3	.000	0-1	.000	2-2	1.000	0	2	2	2.0	0	2	1	0	0	2	2.0	
NC STATE	11/12/13	19	0-3	.000	0-0	.000	5-6	.833	1	3	4	3.0	3	0	1	0	0	5	3.5	
APPALACHIAN ST.	11/16/13	26	5-6	.833	0-1	.000	3-3	1.000	1	3	4	3.3	2	4	2	0	1	13	6.7	
CAMPBELL	11/20/13	14	0-2	.000	0-0	.000	1-2	.500	0	1	1	2.8	0	1	0	0	1	1	5.3	
UMASS LOWELL	11/26/13	20	1-4	.250	0-1	.000	5-7	.714	2	1	3	2.8	1	1	2	0	2	7	5.6	
KENNESAW ST.	11/29/13	19	2-4	.500	0-0	.000	2-2	1.000	2	1	3	2.8	1	2	2	1	2	6	5.7	
Totals		0	111	8-22	.364	0-3	.000	18-22	.818	6	11	17	2.8	7	10	8	1	6	34	5.7

## CAUPAIN'S CAREER STATISTICS

Season			Total		3-Point		F-Throws		Rebounds										Scoring	
	gp-gs	min/avg	fg-fga	pct	fg-fga	pct	ft-fa	pct	off	def	tot	avg	pf	fo	ast	to	blk	stl	pts	avg
2013-14	6-0	111/18.5	8-22	.364	0-3	.000	18-22	.818	6	11	17	2.8	7	0	10	8	1	6	34	5.7
TOTAL	6-0	111/18.5	8-22	.364	0-3	.000	18-22	.818	6	11	17	2.8	7	0	10	8	1	6	34	5.7



# JERMAINE LAWRENCE

**FR. • F • 6-9 • 205**

SPRINGFIELD GARDENS, N.Y.

POPE JOHN XXIII HIGH SCHOOL (N.J.)

**11**

**2012-13 (Freshman):** Posted nine points and four rebounds against Kennesaw State (11/29) ... Scored eight points and grabbed eight rebounds versus Campbell (11/20) ... Pulled down six rebounds off the bench against Appalachian State (11/16) ... Grabbed eight rebounds against NC State (11/12).

**Prior to Cincinnati:** Averaged 18.8 points, 13.0 rebounds and 6.4 blocks during his junior season at Pope John XXIII in Sparta, N.J. ... registered seven double-doubles and two triple-doubles, including 25 points, 15 rebounds and 15 blocks in the county championship game as a junior ... averaged 13.3 points and 7.5 rebounds with

a pair of double-doubles in 11 games during an injury-shortened senior campaign ... listed among the nation's top overall prospects according to multiple recruiting services, including Scout.com (19th), 247Sports.com (23rd), ESPN.com (25th) and Rivals.com (26th) ... tabbed a five-star prospect by Scout.com, Rivals.com and 247Sports.com ... ranked as the No. 2 overall prospect from New York by ESPN.com.

**Personal:** Jermaine Jerome Lawrence ... born Feb. 3, 1995 in Queens, New York ... son of Marcia and Christopher Lawrence ... has one sister (Joenielle) and one brother (Jason) ... majoring in communications.

## LAWRENCE'S SEASON & CAREER HIGHS

### 2013-14 Season

9 vs. Kennesaw State, 11/29/13	Pts	9 vs. Kennesaw State, 11/29/13
8 vs. Kennesaw State, 11/29/13	FG Atts	8 vs. Kennesaw State, 11/29/13
4, 2x (last vs. Kennesaw State, 11/29/13)	FG Made	4, 2x (last vs. Kennesaw State, 11/29/13)
0	3PT-FG Atts	0
0	3PT-FG Made	0
8 vs. NC State, 11/12/13	Rebs	8 vs. NC State, 11/12/13
2 vs. App State, 11/16/13	Assts	2 vs. App State, 11/16/13
2, 2x (last vs. UMass Lowell, 11/26/13)	Stls	2, 2x (last vs. UMass Lowell, 11/26/13)
2 vs. Campbell, 11/20/13	Blks	2 vs. Campbell, 11/20/13
23 vs. Kennesaw State, 11/29/13	Mins	23 vs. Kennesaw State, 11/29/13

### Career

## LAWRENCE'S MISCELLANEOUS STATISTICS

Category	2013-14	Career
Double-Figure Scoring Games	0	0
Double-Figure Rebounding Games	0	0
Double-Double Games	0	0
20-Point Scoring Games	0	0
Games Led UC in Scoring	0	0
Games Led UC in Rebounding	0	0
Games Led UC in Assists	0	0
Games With 3+ Assists	0	0
Games With 3+ Blocks	0	0
Games With 3+ Steals	0	0
Games With 3+ Three-Pointers	0	0


## GAME-BY-GAME STATISTICS

### 2013-14 (FRESHMAN SEASON)

Opponent	Date	Total				3-Pointers		Free throws		Rebounds										
		gs	min	fg-fga	pct	3fg-fga	pct	ft-fa	pct	off	def	tot	avg	pf	a	t/o	blk	stl	pts	avg
NORTH CAROLINA CENT	11/08/13	17	14	250	0-0	.000	4-5	.800	1	1	2	2.0	3	1	0	0	2	6	6.0	
NC STATE	11/12/13	16	24	500	0-0	.000	0-0	.000	3	5	8	5.0	2	0	1	1	0	4	5.0	
APPALACHIAN ST.	11/16/13	22	26	333	0-0	.000	1-3	.333	0	6	6	5.3	0	2	3	1	0	5	5.0	
CAMPBELL	11/20/13	18	44	1,000	0-0	.000	0-2	.000	3	2	5	5.3	0	1	3	2	1	8	5.8	
UMASS LOWELL	11/26/13	13	15	200	0-0	.000	0-0	.000	0	1	1	4.4	5	0	3	0	2	2	5.0	
KENNESAW ST.	11/29/13	23	48	500	0-0	.000	1-2	.500	3	1	4	4.3	4	1	2	0	0	9	5.7	
Totals		0	109	14-31	.452	0-0	.000	6-12	.500	10	16	26	4.3	14	5	12	4	5	34	5.7

## LAWRENCE'S CAREER STATISTICS

			Total		3-Point		F-Throws		Rebounds											Scoring	
Season	gp-gs	min/avg	fg-fga	pct	fg-fga	pct	ft-fa	pct	off	def	tot	avg	pf	fo	ast	to	blk	stl	pts	avg	
2013-14	6-0	109/18.2	14-31	.452	0-0	.000	6-12	.500	10	16	26	4.3	14	1	5	12	4	5	34	5.7	
TOTAL	6-0	109/18.2	14-31	.452	0-0	.000	6-12	.500	10	16	26	4.3	14	1	5	12	4	5	34	5.7	



# GE'LAWN GUYN

JR. • G • 6-2 • 185

LEXINGTON, KY.

SOUTH KENT PREP (CONN.)

# 14

**Pronunciation:** JEE-lawn Gwyn

**2013-14 Season (Junior):** Scored 10 points against UMass Lowell (11/26) ... Made his first career start, posting six points with three assists in 23 minutes against NC Central (11/8).

**2012-13 Season (Sophomore):** Played in a career-high 33 games without a start, averaging 10.2 minutes ... shot 15 of 18 (83.3 percent) from the free-throw line ... scored a season-high eight points and grabbed four rebounds against North Carolina A&T (11/18) ... had six points to go with three steals and three assists against Arkansas-Little Rock (12/6) ... played a career-high 30 minutes against Marquette (1/19) ... made a three-pointer in six of the last seven regular-season games.

**2011-12 Season (Freshman):** Played in 32 games without a start, averaging 10.1 minutes ... scored a season-high 11 points on 4-of-6 shooting with two three-pointers to go with a season-high four rebounds and a season-high seven assists in 19 minutes against Chicago State (12/23) ... swiped 12 of 18 steals on the season during conference play ... netted 10 points on 3-of-4 shooting with two three-pointers against Northwestern State (11/21) ... tallied eight points with two steals against

Arkansas-Pine Bluff (12/21) ... sat out three games after suffering a head injury at Georgetown (1/9) ... scored a conference-play season-high six points on 3-of-5 shooting at Marquette (2/11).

**Prior to Cincinnati:** Averaged 16 points, six rebounds and nine assists during his one season at South Kent Prep (2010-11) ... averaged nearly 16 points as a senior while helping Scott County High School (Ky.) to a 30-8 record and the state championship semifinals (2009-10) ... ranked among the Top 50 shooting guards in the nation by Scout.com ... listed as a three-star prospect by Scout.com and Rivals.com ... chose to attend Cincinnati over Baylor, Dayton, Iowa State, Providence, Rutgers and South Florida.

**Personal:** Ge'Lawn Rakeem Guyn ... born Nov. 24, 1990 in Lexington, Ky. ... son of Rebecca and George Guyn ... has five brothers: Algernon Aderson, General Guyn, Elishawn Guyn, Octavie Guyn and Jameal Withrow and a sister, Tereka Guyn ... majoring in criminal justice.

## GUYN'S SEASON & CAREER HIGHS

2013-14 Season		Career
10 vs. UMass Lowell, 11/26/13	Pts	11 vs. Chicago State, 12/23/11
7, 3x (last vs. Kennesaw State, 11/29/13)	FG Atts	7, 4x (last vs. Kennesaw State, 11/29/13)
4 vs. Kennesaw State, 11/29/13	FG Made	4 vs. Chicago State, 12/23/11
5 vs. UMass Lowell, 11/26/13	3PT-FG Atts	5 vs. UMass Lowell, 11/26/13
2 vs. NC Central, 11/8/13	3PT-FG Made	2, 3x (last vs. NC Central, 11/8/13)
3 vs. UMass Lowell, 11/26/13	Rebs	4, 2x (last vs. N.C. A&T, 11/18/12)
3 vs. NC Central, 11/8/13	Assts	7 vs. Chicago State, 12/23/11
1 vs. Campbell, 11/20/13	Stls	3 vs. Arkansas Little-Rock, 12/6/12
1 vs. NC State, 11/12/13	Blks	2 vs. UT Martin, 11/11/12
25 vs. NC State, 11/12/13	Mins	30 vs. Marquette, 1/19/13

## GUYN'S MISCELLANEOUS STATISTICS

Category	2013-14	Career
Double-Figure Scoring Games	1	3
Double-Figure Rebounding Games	0	0
Double-Double Games	0	0
20-Point Scoring Games	0	0
Games Led UC in Scoring	0	0
Games Led UC in Rebounding	0	0
Games Led UC in Assists	0	1
Games With 3+ Assists	0	1
Games With 3+ Blocks	0	0
Games With 3+ Steals	0	1
Games With 3+ Three-Pointers	0	0

## GAME-BY-GAME STATISTICS

### 2013-14 (JUNIOR SEASON)

Opponent	Date	gs	min	Total	3-Pointers	Free throws	Rebounds													
				fg-fga	pct	3fg-fga	pct	ft-fa	pct	off	def	tot	avg	pf	a	to	blk	stl	pts	avg
NORTH CAROLINA CENT	11/08/13	*	23	2-7	.286	2-4	.500	0-0	.000	0	1	1	1.0	3	3	0	0	0	6	6.0
NC STATE	11/12/13	*	25	2-6	.333	0-1	.000	0-2	.000	1	0	1	1.0	3	2	1	1	0	4	5.0
APPALACHIAN ST.	11/16/13	*	3	1-2	.500	0-0	.000	0-0	.000	0	1	1	1.0	2	0	0	0	0	2	4.0
CAMPBELL	11/20/13	*	20	2-5	.400	1-3	.333	1-2	.500	1	1	2	1.3	2	1	2	0	1	6	4.5
UMASS LOWELL	11/26/13	*	18	3-7	.429	1-5	.200	3-4	.750	0	3	3	1.6	1	0	1	0	0	10	5.6
KENNESAW ST.	11/29/13	*	21	4-7	.571	0-2	.000	0-1	.000	1	1	2	1.7	2	2	0	0	0	8	6.0
Totals			6	110	14-34	.412	4-15	.267	4-9	.444	3	7	10	1.7	13	8	4	1	36	6.0

## GUYN'S CAREER STATISTICS

Season	gp-gs	min/avg	Total	3-Point	F-Throws	Rebounds	Scoring													
			fg-fga	pct	fg-fga	pct	ft-fa	pct	off	def	tot	avg	pf	fo	ast	to	blk	stl	pts	avg
2011-12	32-0	322/10.1	27-69	.391	9-33	.273	9-14	.643	5	21	26	0.8	36	0	20	19	0	18	72	2.3
2012-13	33-0	335/10.2	27-73	.370	11-38	.289	15-18	.833	2	24	26	0.8	44	0	14	18	5	11	80	2.4
2013-14	6-6	110/18.3	14-34	.412	4-15	.267	4-9	.444	3	7	10	1.7	13	0	8	4	1	1	36	6.0
TOTAL	71-6	767/10.8	68-176	.386	24-86	.279	28-41	.683	10	52	62	0.9	93	0	42	41	6	30	188	2.6



PLAYER GAME-BY-GAME STATISTICS


14 - GE'LAWN GUYN • G • 6-2 • 185 • JR. • LEXINGTON, KY.

2012-13 (SOPHOMORE SEASON)

Opponent	Date	gs	min	Total		3-Pointers		Free throws		Rebounds			pf	a	t/o	blk	stl	pts	avg	
				fg-fga	pct	3fg-fga	pct	ft-fa	pct	off	def	tot								
UT MARTIN	11/11/12	17	1-2	.500	1-1	1.000	1-2	.500	0	2	2	2.0	3	1	1	2	0	4	4.0	
MISS. VALLEY ST.	11/13/12	20	1-2	.500	0-0	.000	2-2	1.000	0	1	1	1.5	3	1	1	0	1	4	4.0	
NORTH CAROLINA A&T	11/18/12	17	3-5	.600	1-2	.500	1-1	1.000	0	4	4	2.3	1	1	1	0	1	8	5.3	
CAMPBELL	11/20/12	8	2-3	.667	0-0	.000	1-2	.500	0	1	2.0	0	0	1	0	0	0	5	5.3	
vs Iowa State	11/23/12	12	1-2	.500	1-2	.500	0-0	.000	0	0	1.6	1	0	1	0	0	0	3	4.8	
vs Oregon	11/24/12	13	0-2	.000	0-1	.000	0-0	.000	0	0	1.3	1	2	0	0	0	0	0	4.0	
ALABAMA	12/01/12	12	1-2	.500	0-0	.000	0-0	.000	0	1	1.3	3	0	0	0	1	2	3.7		
UALR	12/6/12	18	2-4	.500	1-3	.333	1-1	1.000	0	1	1.3	2	3	3	0	3	6	4.0		
UMES	12/8/12	14	0-4	.000	0-3	.000	0-0	.000	0	1	1.2	3	0	2	0	0	0	0	3.6	
at Marshall	12/15/12	6	0-1	.000	0-1	.000	0-0	.000	0	0	1.1	0	0	0	0	0	0	0	3.2	
vs Xavier	12/19/12	5	1-2	.500	0-1	.000	0-0	.000	0	0	1.0	1	0	0	0	0	0	2	3.1	
WRIGHT STATE	12/22/12	9	0-2	.000	0-1	.000	0-0	.000	0	1	1.0	0	1	0	0	1	0	0	2.8	
NEW MEXICO	12/27/12	4	0-0	.000	0-0	.000	0-0	.000	0	0	0.9	0	0	0	0	0	0	0	2.6	
at PITT	12/31/12	10	0-1	.000	0-1	.000	0-0	.000	0	0	0.9	2	0	0	0	0	0	0	2.4	
NOTRE DAME	1/7/13	7	1-3	.333	1-2	.500	0-0	.000	0	1	0.9	1	0	0	0	0	0	3	2.5	
at Rutgers	1/12/13	8	0-0	.000	0-0	.000	0-0	.000	0	0	0.8	2	1	0	0	0	0	0	2.3	
at DePaul	01-15-13	14	2-3	.667	0-0	.000	3-4	.750	0	2	0.9	3	0	2	0	0	0	7	2.6	
MARQUETTE	1/19/13	30	0-4	.000	0-2	.000	2-2	1.000	0	2	0.9	3	2	0	0	1	2	2	2.6	
at Syracuse	1/21/13	9	0-1	.000	0-1	.000	0-0	.000	0	1	0.9	0	0	1	0	0	0	0	2.4	
RUTGERS	1/30/13	16	1-3	.333	0-2	.000	3-3	1.000	0	0	0.9	1	0	1	0	0	0	5	2.6	
at Seton Hall	2/2/13	5	0-1	.000	0-1	.000	0-0	.000	0	1	0.9	1	0	1	0	1	0	0	2.4	
at Providence College	2/6/13	4	0-0	.000	0-0	.000	0-0	.000	0	0	0.9	0	0	0	0	0	0	0	2.3	
PITT	2/9/13	6	1-2	.500	0-0	.000	1-1	1.000	0	1	0.9	0	0	0	1	0	3	2.3		
VILLANOVA	2/12/13	7	2-3	.667	1-2	.500	0-0	.000	0	0	0.8	0	1	0	0	0	0	5	2.5	
GEORGETOWN	2/15/13	2	0-2	.000	0-1	.000	0-0	.000	0	1	0.8	1	0	2	0	0	0	0	2.4	
at UCONN	2/21/13	11	2-7	.286	1-4	.250	0-0	.000	0	1	0.8	1	0	0	0	1	0	5	2.5	
at Notre Dame	2-24-13	12	1-3	.333	1-2	.500	0-0	.000	0	2	0.9	1	0	0	0	0	0	3	2.5	
UCONN	03/02/13	8	1-3	.333	1-2	.500	0-0	.000	0	1	0.9	3	0	0	0	0	0	3	2.5	
at LOUISVILLE	3/4/13	8	1-1	1.000	1-1	1.000	0-0	.000	0	0	0.9	1	0	1	0	2	3	2.5		
USF	3/9/13	10	1-2	.500	1-1	1.000	0-0	.000	0	0	0.8	0	0	0	0	1	0	3	2.5	
vs Providence	3/13/13	4	1-1	1.000	0-0	.000	0-0	.000	1	0	0.8	4	0	0	0	0	0	2	2.5	
vs Georgetown	3/14/13	6	0-0	.000	0-0	.000	0-0	.000	0	0	0.8	1	1	0	0	0	0	0	2.4	
vs Creighton	3/22/13	3	1-2	.500	0-1	.000	0-0	.000	0	0	0.8	1	0	0	0	0	0	0	2.4	
Totals		0	335	27-73	.370	11-38	.289	15-18	.833	2	24	26	0.8	44	14	18	5	11	80	2.4

2011-12 (FRESHMAN SEASON)

Opponent	Date	gs	min	Total		3-Pointers		Free throws		Rebounds			pf	a	t/o	blk	stl	pts	avg	
				fg-fga	pct	3fg-fga	pct	ft-fa	pct	off	def	tot								avg
ALABAMA STATE	11/13/11	14	1-4	.250	0-2	.000	1-2	.500	0	0	0	0.0	1	1	1	0	0	3	3.0	
JACKSONVILLE STATE	11/15/11	5	0-0	.000	0-0	.000	0-0	.000	0	0	0	0.0	3	2	2	0	0	0	1.5	
PRESBYTERIAN	11/19/11	6	0-1	.000	0-1	.000	0-0	.000	0	1	1	0.3	0	1	0	0	0	0	1.0	
NORTHWESTERN STATE	11/21/11	19	3-4	.750	2-2	1.000	2-2	1.000	0	1	1	0.5	2	1	1	0	0	10	3.3	
MARSHALL	11/25/11	6	1-1	1.000	1-1	1.000	0-1	.000	0	0	0	0.4	1	0	0	0	1	3	3.2	
MIAMI (OHIO)	11/29/11	18	1-4	.250	0-1	.000	0-1	.000	1	1	2	0.7	1	0	0	0	1	2	3.0	
at Georgia	12/02/11	12	0-1	.000	0-1	.000	0-0	.000	0	1	1	0.7	3	0	0	0	0	0	2.6	
at Xavier	12/10/11	12	0-4	.000	0-1	.000	0-0	.000	0	1	1	0.8	1	1	0	0	0	0	2.3	
RADFORD	12/17/11	16	3-6	.500	0-1	.000	1-1	1.000	0	0	0	0.7	2	0	2	0	1	7	2.8	
ARKANSAS-PINE BLUFF	12/21/11	17	3-6	.500	1-1	1.000	1-1	1.000	1	0	1	0.7	2	1	0	0	2	8	3.3	
CHICAGO STATE	12/23/11	19	4-6	.667	2-4	.500	1-2	.500	2	2	4	1.0	1	7	1	0	1	11	4.0	
vs Oklahoma	12/29/11	9	0-1	.000	0-0	.000	0-0	.000	0	0	0	0.9	1	0	0	0	0	0	3.7	
at Pittsburgh	01/01/12	10	0-1	.000	0-1	.000	0-0	.000	0	1	1	0.9	3	0	0	0	0	0	3.4	
NOTRE DAME	01/04/12	9	1-3	.333	1-2	.500	0-0	.000	0	1	1	0.9	0	0	0	0	2	3	3.4	
ST. JOHN'S	01/07/12	17	2-5	.400	0-2	.000	0-0	.000	0	2	2	1.0	2	0	0	0	2	4	3.4	
at Georgetown	01/09/12	0	0-0	.000	0-0	.000	0-0	.000	0	0	0	0.9	0	0	0	0	0	0	3.2	
SYRACUSE	01/23/12	8	0-1	.000	0-0	.000	0-0	.000	0	0	0	0.9	1	1	2	0	0	0	3.0	
at Rutgers	01/28/12	7	0-2	.000	0-2	.000	0-0	.000	0	0	0	0.8	1	0	2	0	1	0	2.8	
DEPAUL	02/04/12	6	0-0	.000	0-0	.000	0-0	.000	0	1	1	0.8	1	0	0	0	0	0	2.7	
at St. John's	2/8/12	15	1-2	.500	0-1	.000	1-2	.500	0	2	2	0.9	2	2	0	0	1	3	2.7	
at Marquette	2/11/12	13	3-5	.600	0-1	.000	0-0	.000	0	1	1	0.9	0	0	1	0	0	6	2.9	
PROVIDENCE	2/15/12	12	2-3	.667	0-1	.000	0-0	.000	0	2	2	1.0	2	1	1	0	0	4	2.9	
SETON HALL	02/18/12	9	1-3	.333	1-3	.333	0-0	.000	0	0	0	0.9	0	0	0	0	0	3	2.9	
LOUISVILLE	02/23/12	11	1-1	1.000	1-1	1.000	0-0	.000	0	0	0	0.9	2	0	2	0	0	3	2.9	
at USF	2/26/12	7	0-1	.000	0-1	.000	2-2	1.000	0	0	0	0.8	0	0	0	0	0	2	2.9	
MARQUETTE	02/29/12	10	0-1	.000	0-1	.000	0-0	.000	0	2	2	0.9	1	0	0	0	1	0	2.8	
at Villanova	03/03/12	5	0-0	.000	0-0	.000	0-0	.000	0	0	0	0.9	0	1	0	0	1	0	2.7	
vs GEORGETOWN	3/8/12	5	0-1	.000	0-1	.000	0-0	.000	0	2	2	0.9	0	0	2	0	0	0	2.6	
vs Louisville	3/10/12	10	0-1	.000	0-1	.000	0-0	.000	1	0	1	0.9	1	0	0	0	2	0	2.5	
vs Texas	3/16/12	7	0-1	.000	0-0	.000	0-0	.000	0	0	0	0.9	0	0	0	0	0	0	2.4	
vs Florida State	3/18/12	6	0-0	.000	0-0	.000	0-0	.000	0	0	0	0.8	1	1	1	0	1	0	2.3	
vs Ohio State	3/22/12	2	0-0	.000	0-0	.000	0-0	.000	0	0	0	0.8	1	0	1	0	1	0	2.3	
Totals		0	322	27-69	.391	9-33	.273	9-14	.643	5	21	26	0.8	36	20	19	0	18	72	2.3



# JERMAINE SANDERS

JR. • F • 6-5 • 210  
FAR ROCKAWAY, N.Y.  
RICE HIGH SCHOOL

# 15

**2013-14 Season (Junior):** Scored six points and grabbed five rebounds against Kennesaw State (11/29) ... Posted 10 points and grabbed five rebounds versus Appalachian State (11/16) ... Played a career-high 31 minutes, scoring a career-high 13 points on 4-of-8 shooting with a career-best three three-pointers, four rebounds and three assists in season opener against NC Central (11/8).

**2012-13 Season (Sophomore):** Played in all 34 games with one start, averaging 12.9 minutes ... saw action in all 18 BIG EAST games ... scored a season-high nine points twice: on 3-of-5 shooting in 15 minutes at Rutgers (1/12) and on 3-of-4 shooting in 22 minutes against Connecticut (3/2) ... grabbed a season-high five rebounds against Arkansas-Little Rock (12/6).

**2011-12 Season (Freshman):** Played in 28 games without a start, averaging 8.5 minutes ... scored a season-high 12 points, shooting 3-of-4 from the field, 2-of-2 from three-point range and 4-of-4 from the free throw line to go with three rebounds and an assist against Radford (12/17) ... tallied

nine points, shooting 3-of-3 from three-point range to go with four rebounds, a steal and an assist at Wright State (12/14) ... netted six points on 3-of-4 shooting against Jacksonville State (11/15) ... grabbed a season-high seven rebounds against Arkansas-Pine Bluff (12/21) ... handed out a pair of assists against both Syracuse (1/23) and at St. John's (2/8).

**Prior to Cincinnati:** Named 2011 All-Manhattan Boys Basketball Player of the Year by the New York Post ... named first-team All-New York ... averaged a team-high 18.1 points for Rice High School, leading the team to the CHSAA Class 2A inter-sectional final ... named a four-start prospect by Rivals.com and Scout.com ... tabbed the nation's 25th-best small forward by Scout.com ... tabbed the 131st-best player overall nationally by Rivals.com ... chose to attend Cincinnati over Maryland, Pittsburgh, St. John's and Villanova.

**Personal:** Jermaine Jameek Sanders ... born Sept. 4, 1992 in Far Rockaway, N.Y. ... son of Lisa Stallings and Jermaine Sanders ... has one brother, Jaquan ... majoring in criminal justice.

## SANDERS' SEASON & CAREER HIGHS

### 2013-14 Season

13 vs. NC Central, 11/8/13	Pts	13 vs. NC Central, 11/8/13
8, 2x (last vs. App State, 11/16/13)	FG Atts	8, 2x (last vs. App State, 11/16/13)
4 vs. NC Central, 11/8/13	FG Made	4 vs. NC Central, 11/8/13
6 vs. NC Central, 11/8/13	3PT-FG Atts	6 vs. NC Central, 11/8/13
3 vs. NC Central, 11/8/13	3PT-FG Made	3, 2x (last vs. NC Central, 11/8/13)
5, 2x (last vs. Kennesaw State, 11/29/13)	Rebs	7 vs. Arkansas-Pine Bluff, 12/21/11
3 vs. NC Central, 11/8/13	Assts	3, 3x (last last vs. NC Central, 11/8/13)
3 vs. Kennesaw State, 11/29/13	Stls	3 vs. Kennesaw State, 11/29/13
1 vs. NC State, 11/12/13	Blks	1, 6x (last vs. NC State, 11/12/13)
31 vs. NC Central, 11/8/13	Mins	31 vs. NC Central, 11/8/13

## SANDERS' MISCELLANEOUS STATISTICS

Category	2013-14	Career
Double-Figure Scoring Games	2	3
Double-Figure Rebounding Games	0	0
Double-Double Games	0	0
20-Point Scoring Games	0	0
Games Led UC in Scoring	0	0
Games Led UC in Rebounding	0	0
Games Led UC in Assists	0	1
Games With 3+ Assists	1	3
Games With 3+ Blocks	0	0
Games With 3+ Steals	0	0
Games With 3+ Three-Pointers	1	2

## GAME-BY-GAME STATISTICS

### 2013-14 (JUNIOR SEASON)

Opponent	Date	Total					3-Pointers		Free throws		Rebounds					Other				
		gs	min	fg-fga	pct	3fg-fga	pct	ft-fa	pct	off	def	tot	avg	pf	a	to	blk	stl	pts	avg
NORTH CAROLINA CENT	11/08/13	31	4-8	500	3-6	.500	2-3	.667	2	2	4	4.0	2	3	0	0	0	0	13	13.0
NC STATE	11/12/13	22	1-3	333	0-0	.000	2-2	1.000	2	2	4	4.0	1	0	1	1	1	4	8.5	
APPALACHIAN ST.	11/16/13	20	3-8	375	2-3	.667	2-2	1.000	2	3	5	4.3	1	0	2	0	1	10	9.0	
CAMPBELL	11/20/13	14	1-1	1,000	0-0	.000	0-0	.000	1	0	1	3.5	1	0	0	0	0	2	7.3	
UMASS LOWELL	11/26/13	18	1-5	200	0-3	.000	0-0	.000	2	1	3	3.4	2	1	1	0	0	2	6.2	
KENNESAW ST.	11/29/13	13	2-5	400	1-3	.333	1-2	.500	3	2	5	3.7	0	0	0	0	3	6	6.2	
Totals		0	118	12-30	400	6-15	.400	7-9	.778	12	10	22	3.7	7	5	4	1	5	37	6.2

## SANDERS' CAREER STATISTICS

			Total		3-Point		F-Throws		Rebounds											Scoring	
Season	gp-gs	min/avg	fg-fga	pct	fg-fga	pct	ft-fa	pct	off	def	tot	avg	pf	fo	ast	to	blk	stl	pts	avg	
2011-12	28-0	238/8.5	16-42	.381	7-19	.368	9-18	.500	12	21	33	1.2	11	0	14	13	2	1	48	1.7	
2012-13	34-1	440/12.9	38-103	.369	13-48	.271	17-32	.531	26	45	71	2.1	21	0	26	21	3	11	106	3.1	
2013-14	6-0	118/19.7	12-30	.400	6-15	.400	7-9	.778	12	10	22	3.7	7	0	5	4	1	5	37	6.2	
TOTAL	68-1	796/11.7	66-175	.377	26-82	.317	33-59	.559	50	76	126	1.9	39	0	45	38	6	17	191	2.8	

PLAYER GAME-BY-GAME STATISTICS

15 - JERMAINE SANDERS • F • 6-5 • 210 • JR. • FAR ROCKAWAY, N.J.

2012-13 (SOPHOMORE SEASON)

Opponent	Date	gs	min	Total		3-Pointers		Free throws		Rebounds				pf	a	tlo	blk	stl	pts	avg
				fg-fga	pct	3fg-fga	pct	ft-fa	pct	off	def	tot	avg							
UT MARTIN	11/11/12	14	0-1	.000	0-0	.000	1-2	.500	1	1	2	2.0	0	3	1	0	0	1	1.0	
MISS. VALLEY ST.	11/13/12	13	3-5	.600	0-1	.000	2-3	.667	0	3	3	2.5	0	1	2	0	1	8	4.5	
NORTH CAROLINA A&T	11/18/12	17	1-2	.500	0-1	.000	0-3	.000	1	2	3	2.7	0	1	1	0	0	2	3.7	
CAMPBELL	11/20/12	13	2-3	.667	0-0	.000	0-1	.000	0	2	2	2.5	0	1	1	0	0	4	3.8	
vs Iowa State	11/23/12	19	2-3	.667	2-2	1.000	0-0	.000	1	2	3	2.6	0	2	0	0	0	6	4.2	
vs Oregon	11/24/12	17	2-4	.500	1-1	1.000	2-2	1.000	2	2	4	2.8	0	2	0	0	2	7	4.7	
ALABAMA	12/01/12	9	1-2	.500	0-0	.000	2-2	1.000	0	0	0	2.4	0	0	1	0	0	4	4.6	
UALR	12/6/12	14	2-5	.400	0-1	.000	1-4	.250	2	3	5	2.8	1	3	0	0	2	5	4.6	
UMES	12/8/12	10	1-3	.333	0-1	.000	0-0	.000	0	2	2	2.7	0	0	1	0	0	2	4.3	
at Marshall	12/15/12	13	2-5	.400	0-0	.000	0-0	.000	2	2	4	2.8	2	1	1	0	0	4	4.3	
vs Xavier	12/19/12	4	0-2	.000	0-0	.000	0-0	.000	0	0	0	2.5	0	0	0	0	1	0	0.9	
WRIGHT STATE	12/22/12	6	0-2	.000	0-1	.000	2-2	1.000	1	3	4	2.7	0	0	1	0	0	2	3.8	
NEW MEXICO	12/27/12	5	0-1	.000	0-1	.000	0-0	.000	0	1	1	2.5	2	0	0	0	0	0	3.5	
at PITT	12/31/12	13	0-3	.000	0-1	.000	0-2	.000	0	1	1	2.4	0	1	1	0	1	0	3.2	
ST. JOHN'S	1/5/13	11	1-3	.333	0-1	.000	0-0	.000	0	0	0	2.3	1	0	2	0	0	2	3.1	
NOTRE DAME	1/7/13	16	3-5	.600	2-4	.500	0-0	.000	0	1	1	2.2	0	1	1	0	0	8	3.4	
at Rutgers	1/12/13	15	3-5	.600	1-2	.500	2-2	1.000	2	0	2	2.2	1	0	0	1	0	9	3.8	
at DePaul	01-15-13	19	1-3	.333	0-2	.000	0-1	.000	2	1	3	2.2	1	2	1	0	0	2	3.7	
MARQUETTE	1/19/13	20	2-5	.400	2-4	.500	0-0	.000	1	1	2	2.2	1	1	1	1	1	2	6	3.8
at Syracuse	1/21/13	8	0-2	.000	0-2	.000	0-0	.000	1	2	3	2.3	0	0	0	0	0	0	3.6	
RUTGERS	1/30/13	6	0-1	.000	0-1	.000	0-0	.000	0	2	2	2.2	1	0	0	0	0	0	3.4	
at Seton Hall	2/2/13	9	1-1	1.000	0-0	.000	0-0	.000	0	1	1	2.2	0	0	1	0	0	2	3.4	
at Providence College	2/6/13	10	0-1	.000	0-1	.000	0-0	.000	0	0	0	2.1	2	0	0	0	0	0	3.2	
PITT	2/9/13	17	1-2	.500	1-2	.500	1-2	.500	1	3	4	2.2	0	1	0	0	0	4	3.3	
VILLANOVA	2/12/13	17	2-5	.400	2-4	.500	1-2	.500	2	2	4	2.2	1	1	0	0	0	7	3.4	
GEORGETOWN	2/15/13	17	1-6	.167	0-5	.000	0-0	.000	0	2	2	2.2	2	0	0	0	0	2	3.3	
at UCONN	2/21/13	12	1-1	1.000	0-0	.000	0-0	.000	0	1	1	2.2	1	0	1	0	0	2	3.3	
at Notre Dame	2-24-13	8	0-2	.000	0-1	.000	0-0	.000	0	0	0	2.1	0	1	0	0	0	0	3.2	
UCONN	03/02/13	22	3-4	.750	1-1	1.000	2-2	1.000	3	1	4	2.2	0	0	1	0	2	9	3.4	
at LOUISVILLE	3/4/13	18	0-2	.000	0-1	.000	0-0	.000	1	2	3	2.2	2	2	0	0	0	0	3.3	
USF	3/9/13	17	1-4	.250	0-2	.000	0-0	.000	0	1	1	2.2	0	2	1	0	0	2	3.2	
vs Providence	3/13/13	17	2-7	.286	1-3	.333	1-2	.500	2	0	2	2.2	0	0	1	0	1	6	3.3	
vs Georgetown	3/14/13	12	0-2	.000	0-1	.000	0-0	.000	1	0	1	2.1	2	0	1	0	0	0	3.2	
vs Creighton	3/22/13	2	0-1	.000	0-1	.000	0-0	.000	0	1	1	2.1	1	0	0	0	0	0	3.1	
Totals		1	440	38-103	.369	13-48	.271	17-32	.531	26	45	71	2.1	21	26	21	3	11	106	3.1

2011-12 (FRESHMAN SEASON)

Opponent	Date	gs	min	Total		3-Pointers		Free throws		Rebounds				pf	a	tlo	blk	stl	pts	avg
				fg-fga	pct	3fg-fga	pct	ft-fa	pct	off	def	tot	avg							
ALABAMA STATE	11/13/11	10	0-1	.000	0-0	.000	0-0	.000	0	0	0	0.0	1	0	1	0	0	0	0.0	
JACKSONVILLE STATE	11/15/11	12	3-4	.750	0-0	.000	0-0	.000	1	0	1	0.5	0	1	1	0	0	6	3.0	
PRESBYTERIAN	11/19/11	5	0-0	.000	0-0	.000	0-0	.000	0	0	0	0.3	0	0	0	0	0	0	2.0	
NORTHWESTERN STATE	11/21/11	12	1-1	1.000	0-0	.000	1-3	.333	0	1	1	0.5	0	0	1	0	0	3	2.3	
MARSHALL	11/25/11	5	0-2	.000	0-2	.000	0-1	.000	0	1	1	0.6	0	0	0	0	0	0	1.8	
MIAMI (OHIO)	11/29/11	3	0-0	.000	0-0	.000	1-2	.500	0	1	1	0.7	0	0	0	0	0	1	1.7	
at Georgia	12/02/11	5	0-1	.000	0-1	.000	2-4	.500	0	0	0	0.6	0	0	0	0	0	2	1.7	
at Xavier	12/10/11	2	0-0	.000	0-0	.000	0-0	.000	0	0	0	0.5	0	0	0	0	0	0	1.5	
at Wright State	12/14/11	18	3-3	1.000	3-3	1.000	0-0	.000	1	3	4	0.9	0	1	0	0	1	9	2.3	
RADFORD	12/17/11	22	3-4	.750	2-2	1.000	4-4	1.000	2	1	3	1.1	2	1	1	0	0	12	3.3	
ARKANSAS-PINE BLUFF	12/21/11	25	1-4	.250	0-1	.000	0-0	.000	2	5	7	1.6	0	1	0	0	0	2	3.2	
CHICAGO STATE	12/23/11	17	1-4	.250	1-3	.333	0-0	.000	1	1	2	1.7	1	0	0	0	0	3	3.2	
vs Oklahoma	12/29/11	19	0-5	.000	0-4	.000	0-2	.000	2	1	3	1.8	2	1	1	0	0	0	2.9	
at Pittsburgh	01/01/12	6	0-0	.000	0-0	.000	0-0	.000	0	0	0	1.6	0	0	0	0	1	0	2.7	
NOTRE DAME	01/04/12	2	0-0	.000	0-0	.000	0-0	.000	0	0	0	1.5	0	0	0	0	0	0	2.5	
ST. JOHN'S	01/07/12	11	0-1	.000	0-0	.000	1-2	.500	1	1	2	1.6	1	1	1	0	0	1	2.4	
at Georgetown	01/09/12	5	0-0	.000	0-0	.000	0-0	.000	0	1	1	1.5	0	1	0	0	0	0	2.3	
at Connecticut	1/18/12	6	0-0	.000	0-0	.000	0-0	.000	1	0	1	1.5	1	1	0	0	0	0	2.2	
SYRACUSE	01/23/12	5	0-0	.000	0-0	.000	0-0	.000	0	0	0	1.4	0	2	0	0	0	0	2.1	
at Rutgers	01/28/12	3	0-0	.000	0-0	.000	0-0	.000	0	1	1	1.4	0	0	1	0	0	0	2.0	
at St. John's	2/8/12	13	1-3	.333	0-0	.000	0-0	.000	0	2	2	1.4	2	2	1	0	0	2	2.0	
at Marquette	2/11/12	3	0-2	.000	0-0	.000	0-0	.000	0	1	1	1.4	0	0	0	0	0	0	1.9	
PROVIDENCE	2/15/12	1	0-0	.000	0-0	.000	0-0	.000	0	0	0	1.3	0	0	1	0	0	0	1.8	
LOUISVILLE	02/23/12	4	0-0	.000	0-0	.000	0-0	.000	0	0	0	1.3	0	0	1	0	0	0	1.7	
at Villanova	03/03/12	6	1-3	.333	1-2	.500	0-0	.000	0	0	0	1.2	0	1	0	0	0	3	1.8	
vs Texas	3/16/12	11	1-3	.333	0-1	.000	0-0	.000	1	0	1	1.2	1	1	2	0	0	2	1.8	
vs Florida State	3/18/12	5	1-1	1.000	0-0	.000	0-0	.000	0	1	1	1.2	0	0	1	1	0	2	1.8	
vs Ohio State	3/22/12	2	0-0	.000	0-0	.000	0-0	.000	0	0	0	1.2	0	0	0	0	0	0	1.7	
Totals		0	238	16-42	.381	7-19	.368	9-18	.500	12	21	33	1.2	11	14	13	2	1	48	1.7

NOTRE DAME PREP (MASS.)

**23**

- CINCINNATI
- 28**
- BASKETBALL



## PLAYER GAME-BY-GAME STATISTICS

## 23 - SEAN KILPATRICK • G • 6-4 • 210 • SR. • YONKERS, N.Y.

## 2013-14 (R-SENIOR SEASON)


Opponent	Date	gs	min	Total		3-Pointers		Free throws		Rebounds			pf	a	t/o	blk	stl	pts	avg		
				fg-fga	pct	3fg-fga	pct	ft-fa	pct	off	def	tot									
NORTH CAROLINA CENT	11/08/13	*	34	6-13	.462	2-7	.286	8-9	.889	3	4	7	7.0	3	4	2	0	3	22	22.0	
NC STATE	11/12/13	*	31	5-13	.385	3-6	.500	8-8	1.000	1	0	1	4.0	3	3	1	0	2	21	21.5	
APPALACHIAN ST.	11/16/13	*	28	5-8	.625	2-4	.500	0-0	.000	0	4	4	4.0	0	0	1	0	1	12	18.3	
CAMPBELL	11/20/13	*	32	9-12	.750	3-6	.500	2-2	1.000	0	3	3	3.8	2	1	0	0	3	23	19.5	
UMASS LOWELL	11/26/13	*	23	7-13	.538	2-5	.400	2-5	.400	1	5	6	4.2	2	2	0	0	1	18	19.2	
KENNESAW ST.	11/29/13	*	26	7-16	.438	5-10	.500	1-1	1.000	1	2	3	4.0	1	6	5	0	2	20	19.3	
Totals			6	174	39-75	520	17-38	.447	21-25	.840	6	18	24	4.0	11	16	9	0	12	116	19.3

## 2011-12 (R-SOPHOMORE SEASON)

Opponent	Date	gs	min	Total		3-Pointers		Free throws		Rebounds			pf	a	t/o	blk	stl	pts	avg	
				fg-fga	pct	3fg-fga	pct	ft-fa	pct	off	def	tot								
ALABAMA STATE	11/13/11 *	30	4-8	.500	0-4	.000	5-5	1.000	3	6	9	9.0	2	1	2	0	1	13	13.0	
JACKSONVILLE STATE	11/15/11 *	33	3-7	.429	1-1	1.000	2-2	1.000	3	0	3	6.0	0	2	2	0	0	9	11.0	
PRESBYTERIAN	11/19/11 *	37	7-15	.467	4-6	.667	1-2	.500	1	2	3	5.0	1	1	0	1	0	19	13.7	
NORTHWESTERN STATE	11/21/11 *	31	5-7	.714	2-3	.667	1-1	1.000	3	5	8	5.8	0	3	3	1	1	13	13.5	
MARSHALL	11/25/11 *	45	7-14	.500	3-6	.500	2-2	1.000	3	2	5	5.6	3	0	3	0	0	19	14.6	
MIAMI (OHIO)	11/29/11 *	34	4-11	.364	2-6	.333	0-0	.000	3	0	3	5.2	1	1	4	1	1	10	13.8	
at Georgia	12/02/11 *	38	7-15	.467	4-9	.444	4-5	.800	1	4	5	5.1	1	1	3	0	2	22	15.0	
at Xavier	12/10/11 *	34	3-12	.250	1-8	.125	4-6	.667	1	0	1	4.6	3	1	1	0	1	11	14.5	
at Wright State	12/14/11 *	37	7-15	.467	6-12	.500	0-0	.000	1	3	4	4.6	2	2	1	0	2	20	15.1	
RADFORD	12/17/11 *	26	7-11	.636	2-5	.400	0-0	.000	1	4	5	4.6	1	4	2	1	3	16	15.2	
ARKANSAS-PINE BLUFF	12/21/11 *	30	3-11	.273	2-6	.333	4-6	.667	2	2	4	4.5	1	3	3	0	6	12	14.9	
CHICAGO STATE	12/23/11 *	28	7-14	.500	4-9	.444	3-4	.750	1	2	3	4.4	0	1	0	1	2	21	15.4	
vs Oklahoma	12/29/11 *	39	6-16	.375	4-11	.364	1-2	.500	2	8	10	4.8	1	1	2	2	2	17	15.5	
at Pittsburgh	01/01/12 *	35	7-18	.389	5-11	.455	0-1	.000	2	4	6	4.9	1	3	1	0	2	19	15.8	
NOTRE DAME	01/04/12 *	30	4-10	.400	1-6	.167	0-0	.000	1	5	6	5.0	2	3	1	0	1	9	15.3	
ST. JOHNS	01/07/12 *	34	7-21	.333	4-15	.267	3-3	1.000	2	4	6	5.1	0	1	0	0	1	21	15.7	
at Georgetown	01/09/12 *	37	10-16	.625	3-5	.600	4-5	.800	1	1	2	4.9	3	0	1	0	4	27	16.4	
VILLANOVA	01/14/12 *	32	4-7	.571	2-3	.667	4-5	.800	0	2	2	4.7	1	0	1	0	0	14	16.2	
at Connecticut	1/18/12 *	37	5-15	.333	4-9	.444	2-4	.500	0	4	4	4.7	3	0	0	0	2	16	16.2	
at West Virginia	1/21/12 *	36	4-11	.364	2-7	.286	2-3	.667	1	4	5	4.7	0	1	3	0	0	12	16.0	
SYRACUSE	01/23/12 *	32	3-8	.375	2-5	.400	0-0	.000	2	7	9	4.9	3	4	0	0	0	8	15.6	
at Rutgers	01/28/12 *	33	4-12	.333	3-8	.375	0-0	.000	1	2	3	4.8	0	0	2	0	1	11	15.4	
DEPAUL	02/04/12 *	37	6-12	.500	2-6	.333	2-4	.500	1	4	5	4.8	1	4	1	0	0	16	15.4	
at St. John's	2/8/12 *	30	5-10	.500	3-6	.500	1-2	.500	2	6	8	5.0	1	4	3	0	1	14	15.4	
at Marquette	2/11/12 *	27	2-6	.333	2-3	.667	1-2	.500	3	3	6	5.0	1	2	1	0	0	7	15.0	
PROVIDENCE	2/15/12 *	37	6-15	.400	3-10	.300	7-8	.875	2	6	8	5.1	4	3	1	0	2	22	15.3	
SETON HALL	02/18/12 *	35	3-8	.375	1-5	.200	0-0	.000	2	2	4	5.1	0	3	2	1	0	7	15.0	
LOUISVILLE	02/23/12 *	36	4-11	.364	2-7	.286	2-2	1.000	1	2	3	5.0	1	4	0	1	0	12	14.9	
at USF	2/26/12 *	32	6-14	.429	0-4	.000	1-1	1.000	1	1	2	4.9	1	3	1	0	0	13	14.8	
MARQUETTE	02/29/12 *	36	4-12	.333	1-7	.143	0-1	.000	1	1	2	4.8	0	4	1	0	2	9	14.6	
at Villanova	03/03/12 *	37	5-13	.385	1-6	.167	2-3	.667	1	3	4	4.8	1	3	1	0	0	13	14.6	
vs GEORGETOWN	3/8/12 *	40	4-10	.400	1-6	.167	3-3	1.000	1	3	4	4.8	0	0	2	1	2	12	14.5	
vs Syracuse	3/9/12 *	38	6-10	.600	6-9	.667	0-0	.000	1	2	3	4.7	1	5	3	0	5	18	14.6	
vs Louisville	3/10/12 *	33	2-9	.222	1-4	.250	0-0	.000	1	2	3	4.6	1	2	0	1	1	5	14.3	
vs Texas	3/16/12 *	38	3-7	.429	1-3	.333	1-2	.500	0	4	4	4.6	0	6	0	1	2	8	14.1	
vs Florida State	3/18/12 *	37	5-9	.556	4-6	.667	4-4	1.000	0	6	6	4.7	2	0	2	0	2	18	14.3	
vs Ohio State	3/22/12 *	36	6-12	.500	3-8	.375	0-0	.000	0	1	1	4.6	2	2	3	0	0	15	14.3	
Totals		37	1277	185-432	428	92-245	.376	66-88	.750	52	117	169	4.6	49	78	56	12	49	528	14.3

## 2012-13 (R-JUNIOR SEASON)

Opponent	Date	gs	min	Total		3-Pointers		Free throws		Rebounds			pf	a	t/o	blk	stl	pts	avg	
				fg-fga	pct	3fg-fga	pct	ft-fa	pct	off	def	tot								avg
UT MARTIN	11/11/12	*	23	5-11	.455	1-5	.200	3-5	.600	1	2	3	3.0	0	1	3	0	1	14	14.0
MISS. VALLEY ST.	11/13/12	*	25	9-12	.750	2-3	.667	0-0	.000	1	6	7	5.0	0	1	2	0	1	20	17.0
NORTH CAROLINA A&T	11/18/12	*	26	10-15	.667	8-12	.667	1-4	.250	1	6	7	5.7	0	5	0	0	2	29	21.0
CAMPBELL	11/20/12	*	34	6-18	.333	2-9	.222	1-4	.250	4	6	10	6.8	1	3	1	1	1	15	19.5
vs Iowa State	11/23/12	*	37	7-14	.500	2-6	.333	16-16	1.000	0	5	5	6.4	0	3	4	0	5	32	22.0
vs Oregon	11/24/12	*	35	4-11	.364	3-8	.375	5-8	.625	3	5	8	6.7	1	3	5	0	2	16	21.0
ALABAMA	12/01/12	*	36	4-11	.364	1-3	.333	4-5	.800	3	2	5	6.4	3	2	1	0	1	13	19.9
UALR	12/6/12	*	27	7-16	.438	2-4	.500	2-4	.500	2	4	6	6.4	1	2	5	0	2	18	19.6
UMES	12/8/12	*	24	10-15	.667	2-7	.286	1-1	1.000	1	3	4	6.1	1	1	1	1	1	23	20.0
at Marshall	12/15/12	*	35	5-15	.333	2-8	.250	1-2	.500	3	3	6	6.1	0	2	2	0	2	13	19.3
vs Xavier	12/19/12	*	35	10-27	.370	2-10	.200	3-5	.600	3	4	7	6.2	1	0	2	1	4	25	19.8
WRIGHT STATE	12/22/12	*	35	5-9	.556	2-6	.333	0-0	.000	0	6	6	6.2	0	4	2	0	0	12	19.2
NEW MEXICO	12/27/12	*	34	5-22	.227	4-13	.308	1-2	.500	2	2	4	6.0	1	2	0	0	1	15	18.8
at PITT	12/31/12	*	27	3-8	.375	1-5	.200	9-11	.818	1	3	4	5.9	2	0	1	2	0	16	18.6
ST. JOHNS	1/5/13	*	37	3-14	.214	0-5	.000	1-1	1.000	1	4	5	5.8	2	2	3	0	1	7	17.9
NOTRE DAME	1/12/13	*	33	6-11	.545	3-6	.500	0-0	.000	1	3	4	5.7	1	1	1	0	0	15	17.7
at Rutgers	1/12/13	*	36	3-12	.250	1-7	.143	3-6	.500	1	0	1	5.4	1	1	1	0	0	10	17.2
at DePaul	01-15-13	*	31	4-7	.571	3-4	.750	7-10	.700	0	6	6	5.4	0	3	2	1	1	18	17.3
MARQUETTE	1/19/13	*	41	11-23	.478	5-14	.357	9-10	.900	1	3	4	5.4	1	0	2	1	0	36	18.3
at Syracuse	1/21/13	*	39	6-16	.375	6-15	.400	3-3	1.000	0	5	5	5.4	2	2	1	0	1	21	18.4
RUTGERS	1/30/13	*	39	5-13	.385	3-8	.375	6-8	.750	0	6	6	5.4	2	4	3	0	2	19	18.4
at Seton Hall	2/2/13	*	36	8-19	.421	5-15	.333	0-1	.000	2	5	7	5.5	2	1	1	0	2	21	18.5
at Providence College	2/6/13	*	33	5-14	.357	1-8	.125	2-3	.667	1	1	2								
PIT	2/9/13	*	35	5-15	.333	2-9	.222	4-6	.667	1	3	4	5.4	1	5	1	0	16	18.2	
VILLANOVA	2/13/13	*	35	6-12	.500	4-10	.400	3-3	1.000	1	7	8	5.4	0	1	1	0	1	19	18.2
GEORGETOWN	2/15/13	*	38	3-13	.231	1-7	.143	5-6	.833	1	5	6	5.4	2	4	2	0	0	12	18.0
at UCONN	2/21/13	*	34	6-16	.375	3-8	.375	3-4	.750	2	5	7	5.4	3	0	2	0	0	18	18.0
at Notre Dame	2-24-13	*	37	3-13	.231	0-3	.000	2-0	.000	1	1	2	5.3	2	1	0	0	1	6	17.6
UCONN	03/02/13	*	39	7-16	.438	4-13	.308	2-2	1.000	0	5	5	5.3	1	3	0	1	3	20	17.7
at LOUISVILLE	3/4/13	*	39	3-15	.200	1-9	.111	5-6	.833	4	1	5	5.3	1	1	2	0	0	12	17.5
USF	3/9/13	*	42	5-11	.455	2-7	.286	1-1	1.000	1	4	5	5.3	1	1	3	0	1	13	17.3
vs Providence	3/13/13	*	35	6-16	.375	2-6	.333	3-4	.750	0	4	4	5.3	1	1	2	0	1	17	17.3
vs Georgetown	3/14/13	*	37	2-12	.167	0-8	.000	0-0	.000	1	4	5	5.2	1	3	2	0	1	4	16.9
vs Creighton	3/22/13	*	38	7-16	.438	2-6	.333	3-4	.750	1	2	3	5.2	3	2	2	0	1	19	17.0
Totals			33	1169	194-488	.398	82-267	.307	107-145	.738	45	131	176	5.2	42	63	67	48	577	17.0



# KEVIN JOHNSON

FR. • G • 6-2 • 175

CINCINNATI, OHIO  
SUMMIT COUNTRY DAY

# 25

**2013-14 Season (Freshman):** Posted seven points off the bench against UMass Lowell (11/26) ... Recorded five points versus Campbell (11/20) ... Scored his first career points against Appalachian State (11/16).

**Prior to Cincinnati:** Averaged 21 points and 5 rebounds as a senior at Summit Country Day, helping the Silver Knights to a 25-1 record and second-place regional finish ... guided his team to a 26-1 record and the school's first Division III state crown as a junior while averaging 14.1

points, 6.6 rebounds and 2.8 assists for the Silver Knights ... earned most valuable player award in 2012 state championship game ... tabbed co-player of the year as a junior and senior ... earned co-Mr. Basketball accolades as a senior ... selected as a Top 150 prospect and Top 30 shooting guard by Rivals.com ... coached by Michael Bradley.

**Personal:** Kevin Anatwon-Devon Johnson ... born June 11, 1995 ... son of Katrice Rosser-Johnson and Kevin Johnson Sr. ... majoring in communications.

## JOHNSON'S SEASON & CAREER HIGHS

### 2013-14 Season

7 vs. UMass Lowell, 11/26/13	Pts	7 vs. UMass Lowell, 11/26/13
7 vs. UMass Lowell, 11/26/13	FG Atts	7 vs. UMass Lowell, 11/26/13
3 vs. UMass Lowell, 11/26/13	FG Made	3 vs. UMass Lowell, 11/26/13
3, 2x (last vs. UMass Lowell, 11/26/13)	3PT-FG Atts	3, 2x (last vs. UMass Lowell, 11/26/13)
0	3PT-FG Made	0
3 vs. Kennesaw State, 11/29/13	Rebs	3 vs. Kennesaw State, 11/29/13
2 vs. Kennesaw State, 11/29/13	Assts	2 vs. Kennesaw State, 11/29/13
1 vs. Campbell, 11/20/13	Stls	1 vs. Campbell, 11/20/13
1 vs. Campbell, 11/20/13	Blks	1 vs. Campbell, 11/20/13
19 vs. Campbell, 11/20/13	Mins	19 vs. Campbell, 11/20/13

### Career

## JOHNSON'S MISCELLANEOUS STATISTICS

Category	2013-14	Career
Double-Figure Scoring Games	0	0
Double-Figure Rebounding Games	0	0
Double-Double Games	0	0
20-Point Scoring Games	0	0
Games Led UC in Scoring	0	0
Games Led UC in Rebounding	0	0
Games Led UC in Assists	0	0
Games With 3+ Assists	0	0
Games With 3+ Blocks	0	0
Games With 3+ Steals	0	0
Games With 3+ Three-Pointers	0	0


## GAME-BY-GAME STATISTICS

### 2013-14 (FRESHMAN SEASON)

Opponent	Date	gs	min	Total		3-Pointers		Free throws		Rebounds				Scoring			
				fg-fga	pct	3fg-fga	pct	ft-fa	pct	off	def	tot	avg	pts	avg	pf	a
NORTH CAROLINA CENT	11/08/13	9	0-5	.000	0-2	.000	0-0	.000	2	0	2	2.0	1	0	0	0	0.0
NC STATE	11/12/13	5	0-3	.000	0-1	.000	0-0	.000	0	0	0	1.0	2	0	1	0	0.0
APPALACHIAN ST.	11/16/13	17	1-5	.200	0-1	.000	0-0	.000	1	1	2	1.3	1	0	0	0	0.7
CAMPBELL	11/20/13	19	2-6	.333	0-3	.000	0-0	.000	0	0	0	1.0	3	0	1	1	1.5
UMASS LOWELL	11/26/13	15	3-7	.429	0-3	.000	1-2	.500	0	1	1	1.0	2	1	0	0	2.6
KENNESAW ST.	11/29/13	11	2-4	.500	0-1	.000	0-0	.000	2	1	3	1.3	4	2	0	0	4.2
Totals		0	76	8-30	.267	0-11	.000	1-2	.500	5	3	8	1.3	13	3	2	1

## JOHNSON'S CAREER STATISTICS

Season	gp-gs	min/avg	Total		3-Point		F-Throws		Rebounds				Scoring			
			fg-fga	pct	fg-fga	pct	ft-fa	pct	off	def	tot	avg	pf	fo	ast	to
2013-14	6-0	76/12.7	8-30	.267	0-11	.000	1-2	.500	5	3	8	1.3	13	0	3	2
TOTAL	6-0	76/12.7	8-30	.267	0-11	.000	1-2	.500	5	3	8	1.3	13	0	3	2



# DAVID NYARSUK

SR. • C • 7-1 • 250

JUBA, SOUTH SUDAN

MOUNTAIN STATE UNIVERSITY (W.VA.)

# 33

**Pronunciation:** Nahr-SOOK

**2012-13 Season (Senior):** Scored four points and dished out a pair of assists against Kennesaw State (11/29) ... Connected on both attempts from the floor for four points versus UMass Lowell (11/26) ... Had two points and four boards against Appalachian State (11/16).

**2012-13 Season (Junior):** Played in 33 games with two starts, averaging 11.3 minutes ... shot 59.1 percent (39 of 66) from the field for the season ... finished third on the team in blocks with 29 ... scored a career-high 12 points on 5-of-6 shooting to go with a career-high six rebounds against Arkansas-Little Rock (12/6) ... had a career-high five blocks against North Carolina A&T (11/18) ... had six points with three rebounds in 19 minutes in his BIG EAST debut at Pittsburgh (12/31) ... had six points, six rebounds and two blocks in 17 minutes against Connecticut (3/2).

**Prior to Cincinnati:** Played two seasons at Mountain State University, an NAIA school in Beckley, W.Va. ... helped guide the Cougars to the 2011 NAIA

Division I national championship game, the 2012 national semifinals and a 59-15 combined record ... ranked second in the nation in blocks as a freshman (97) and sophomore (102) while averaging 10.2 points, 8.0 rebounds and 2.8 blocks during his two seasons ... averaged 9.8 points, 8.1 rebounds and 2.9 blocks while shooting 55.7 percent from the field and recording eight double-doubles during the 2011-12 season ... helped the Cougars finish the 2011-12 season ranked fourth in the final coaches' Top 25 poll ... ranked as the 19th-best center in the 2010 recruiting class according to ESPN ... attended Mountain State Academy, also in Beckley, W.Va., where he averaged 10 points, 10 rebounds and four blocks during the 2009-10 season ... averaged 10.1 points, 9.5 rebounds and 2.9 blocks at The Patterson School in Lenoir, N.C. during the 2008-09 campaign.

**Personal:** David Hillary Nyarsuk ... born Feb. 5, 1991 in Juba, South Sudan ... son of Hillary Modi and Catrina Andria ... has four sisters and two brothers ... tallest player in UC history ... majoring in criminal justice.

## GAME-BY-GAME STATISTICS

### 2013-14 (SENIOR SEASON)

Opponent	Date	gs	min	Total fg-fga	pct	3-Pointers 3fg-fga	pct	Free throws ft-fa	pct	Rebounds off def tot	avg	pf	a	t/o	blk	stl	pts	avg
NORTH CAROLINA CENT	11/08/13	1	0-0	.000	0-0	.000	0-0	.000	0	0	0	0.0	0	0	1	0	0	0.0
NC STATE	11/12/13	3	0-0	.000	0-0	.000	0-0	.000	1	0	1	0.5	0	0	1	0	0	0.0
APPALACHIAN ST.	11/16/13	7	1-3	.333	0-0	.000	0-0	.000	4	0	4	1.7	2	0	1	1	0	0.7
UMASS LOWELL	11/26/13	16	2-2	1.000	0-0	.000	0-0	.000	1	1	2	1.8	3	0	0	0	4	1.5
KENNESAW ST.	11/29/13	14	1-2	.500	0-0	.000	2-2	1.000	1	2	3	2.0	0	2	0	1	0	2.0
Totals		0	41	4-7	.571	0-0	.000	2-2	1.000	7	3	10	2.0	5	2	3	2	0

## NYARSUK'S SEASON & CAREER HIGHS

### 2013-14 Season

4, 2x (last vs. Kennesaw State, 11/29/13)	Pts	12 vs. Arkansas Little-Rock, 12/6/12
3 vs. App State, 11/16/13	FG Atts	6, 3x (last vs. Arkansas Little-Rock, 12/6/12)
2 vs. UMass Lowell, 11/26/13	FG Made	5 vs. Arkansas-Little Rock, 12/6/12
0	3PT-FG Atts	0
0	3PT-FG Made	0
4 vs. App State, 11/16/13	Rebs	6, 4x (last vs. UConn, 3/2/13)
2 vs. Kennesaw State, 11/29/13	Assts	2, 2x (last vs. Kennesaw State, 11/29/13)
0	Stls	1, 2x (last vs. Notre Dame, 1/7/13)
1 vs. App State, 11/16/13	Blks	5 vs. N.C. A&T, 11/18/12
16 vs. UMass Lowell, 11/26/13	Mins	24 vs. UT Martin, 11/11/12

## NYARSUK'S MISCELLANEOUS STATISTICS

Category	2013-14	Career
Double-Figure Scoring Games	0	1
Double-Figure Rebounding Games	0	0
Double-Double Games	0	0
20-Point Scoring Games	0	0
Games Led UC in Scoring	0	0
Games Led UC in Rebounding	0	0
Games Led UC in Assists	0	0
Games With 3+ Assists	0	0
Games With 3+ Blocks	0	4
Games With 3+ Steals	0	0
Games With 3+ Three-Pointers	0	0

## GAME-BY-GAME STATISTICS

### 2012-13 (JUNIOR SEASON)

Opponent	Date	gs	min	Total		3-Pointers		Free throws		Rebounds		pf	a	t/o	blk	stl	pts	avg		
				fg-fga	pct	3fg-fga	pct	ft-fa	pct	off	def								tot	avg
UT MARTIN	11/11/12	24	4-6	.667	0-0	.000	1-1	1.000	1	5	6	6.0	2	0	0	2	0	9.0		
MISS. VALLEY ST.	11/13/12	13	3-5	.600	0-0	.000	2-4	.500	2	1	3	4.5	2	0	1	0	8	8.5		
NORTH CAROLINA A&T	11/18/12	12	3-3	1.000	0-0	.000	0-0	.000	2	4	6	5.0	0	1	3	5	0	6.7		
CAMPBELL	11/20/12	19	3-6	.500	0-0	.000	0-0	.000	1	3	4	4.8	1	0	1	1	1	6.7		
vs Iowa State	11/23/12	23	2-3	.667	0-0	.000	1-2	.500	3	2	5	4.8	2	1	0	1	0	5.6		
vs Oregon	11/24/12	11	0-1	.000	0-0	.000	0-0	.000	2	3	5	4.8	5	0	1	0	0	5.7		
ALABAMA	12/01/12	10	0-2	.000	0-0	.000	0-0	.000	2	1	3	4.6	0	0	0	0	0	4.9		
UALR	12/6/12	17	5-6	.833	0-0	.000	2-3	.667	2	4	6	4.8	4	0	2	1	0	12.5		
UMES	12/8/12	16	2-3	.667	0-0	.000	0-0	.000	1	1	2	4.4	3	0	3	2	0	4.6		
at Marshall	12/15/12	16	2-3	.667	0-0	.000	0-0	.000	2	3	5	4.5	3	0	2	1	0	4.5		
vs Xavier	12/19/12	10	0-0	.000	0-0	.000	0-0	.000	1	1	2	4.3	0	0	1	1	0	4.9		
WRIGHT STATE	12/22/12	10	1-4	.250	0-0	.000	0-0	.000	1	1	2	4.1	2	0	0	4	0	2.4		
NEW MEXICO	12/27/12	9	1-1	1.000	0-0	.000	0-0	.000	0	0	0	3.8	1	0	0	0	0	2.4		
at PITT	12/31/12	19	3-3	1.000	0-0	.000	0-0	.000	3	0	3	3.7	2	0	0	0	0	6.4		
ST. JOHNS	1/5/13	6	0-1	.000	0-0	.000	0-0	.000	0	0	0	3.5	0	0	0	1	0	4.3		
NOTRE DAME	1/7/13	10	2-2	1.000	0-0	.000	0-0	.000	0	3	3	3.4	1	0	1	0	1	4.4		
at Rutgers	1/12/13	6	0-1	.000	0-0	.000	0-0	.000	0	2	2	3.4	0	0	0	0	0	4.0		
at DePaul	01-15-13	18	1-1	1.000	0-0	.000	0-0	.000	2	1	3	3.3	1	1	1	3	0	2.9		
MARQUETTE	1/19/13	18	1-4	.250	0-0	.000	0-2	.000	1	1	2	3.3	5	1	1	4	0	2.8		
at Syracuse	1/21/13	7	0-1	.000	0-0	.000	0-0	.000	0	0	0	3.1	1	0	0	0	0	3.6		
RUTGERS	1/30/13	2	0-0	.000	0-0	.000	0-0	.000	0	0	0	3.0	0	0	1	0	0	3.4		
at Seton Hall	2/2/13	7	0-0	.000	0-0	.000	2-3	.667	1	1	2	2.9	0	0	0	0	0	2.4		
at Providence College	2/6/13	6	1-1	1.000	0-0	.000	0-0	.000	0	0	0	2.8	1	0	0	0	0	2.3		
PITT	2/9/13	13	0-0	.000	0-0	.000	0-0	.000	0	3	3	2.8	0	1	0	1	0	3.2		
VILLANOVA	2/12/13	4	0-0	.000	0-0	.000	0-0	.000	0	0	0	2.7	2	0	0	0	0	3.0		
GEORGETOWN	2/15/13	3	1-1	1.000	0-0	.000	0-0	.000	0	0	0	2.6	0	0	0	0	0	2.3		
at UCONN	2/21/13	13	0-0	.000	0-0	.000	0-0	.000	1	1	2	2.6	1	2	0	0	0	2.9		
at Notre Dame	2-24-13	8	0-1	.000	0-0	.000	0-0	.000	0	1	1	2.5	2	0	0	0	0	2.8		
UCONN	03/02/13	17	3-5	.600	0-0	.000	0-0	.000	5	1	6	2.6	5	0	2	2	0	6.9		
at LOUISVILLE	3/4/13	15	1-2	.500	0-0	.000	0-0	.000	2	3	5	2.7	2	0	0	0	0	2.9		
USF	3/9/13	6	0-0	.000	0-0	.000	0-0	.000	0	0	0	2.6	1	0	1	0	0	2.8		
vs Georgetown	3/14/13	2	0-0	.000	0-0	.000	0-0	.000	0	0	0	2.5	1	0	1	0	0	2.7		
vs Creighton	3/22/13	3	0-0	.000	0-0	.000	0-0	.000	0	0	0	2.5	1	0	0	0	0	2.6		
Totals		2	373	39-66	.591	0-0	.000	8-15	.533	35	46	81	2.5	51	7	22	29	2	86	2.6

## NYARSUK'S CAREER STATISTICS

			Total		3-Point		F-Throws		Rebounds										Scoring	
Season	gp-gs	min/avg	fg-fga	pct	fg-fga	pct	ft-fa	pct	off	def	tot	avg	pf	fo	ast	to	blk	stl	pts	avg
2012-13	33-2	373/11.3	39-66	.591	0-0	.000	8-15	.533	35	46	81	2.5	51	3	7	22	29	2	86	2.6
2013-14	5-0	41/8.2	4-7	.571	0-0	.000	2-2	1.000	7	3	10	2.0	5	0	2	3	2	0	10	2.0
TOTAL	38-2	414/10.9	43-73	.589	0-0	.000	10-17	.588	42	49	91	2.4	56	3	9	25	31	2	96	2.5



# ZACK TOBLER

FR. • F • 6-5 • 215  
FORT MITCHELL, KY.  
COVINGTON CATHOLIC

# 45

**2013-14 Season (Freshman):** Grabbed a rebound in his first career action versus Appalachian State (11/16).

**Prior to Cincinnati:** Averaged 14 points and eight rebounds as a senior at Covington Catholic High School, helping the Colonels to a 27-7 record and the district championship and second-place region finish ... scored 36 points in a game his junior season – the fourth most in school history

for a single game ... coached in basketball by Scott Ruthsatz ... played goalie on the school's lacrosse team his junior and senior seasons.

**Personal:** Zachary Matthew Tobler ... born Oct. 22, 1994 in Fort Mitchell, Ky. ... son of Liz and Matt Tobler ... has one brother (Jordan) and one sister (Lauren) ... majoring in business economics.

## TOBLER'S SEASON & CAREER HIGHS

2013-14 Season		Career
0	Pts	0
1 vs. Kennesaw State, 11/29/13	FG Atts	1 vs. Kennesaw State, 11/29/13
0	FG Made	0
0	3PT-FG Atts	0
0	3PT-FG Made	0
1 vs. App State, 11/16/13	Rebs	1 vs. App State, 11/16/13
0	Assts	0
0	Stls	0
0	Blks	0
2 vs. App State, 11/16/13	Mins	2 vs. App State, 11/16/13

## TOBLER'S MISCELLANEOUS STATISTICS

Category	2013-14	Career
Double-Figure Scoring Games	0	0
Double-Figure Rebounding Games	0	0
Double-Double Games	0	0
20-Point Scoring Games	0	0
Games Led UC in Scoring	0	0
Games Led UC in Rebounding	0	0
Games Led UC in Assists	0	0
Games With 3+ Assists	0	0
Games With 3+ Blocks	0	0
Games With 3+ Steals	0	0
Games With 3+ Three-Pointers	0	0

## GAME-BY-GAME STATISTICS

### 2013-14 (FRESHMAN SEASON)

Opponent	Date	gs	min	Total fg-fga	pct	3-Pointers 3fg-fga	pct	Free throws ft-fa	pct	Rebounds off def tot	avg	pf	a	to	blk	stl	pts	avg
APPALACHIAN ST.	11/16/13	2		0-0	.000	0-0	.000	0-0	.000	0	1	1	1.0	0	0	0	0	0.0
UMASS LOWELL	11/26/13	1		0-0	.000	0-0	.000	0-0	.000	0	0	0	0.5	0	0	0	0	0.0
KENNESAW ST.	11/29/13	1		0-1	.000	0-0	.000	0-0	.000	0	0	0	0.3	1	0	0	0	0.0
Totals		0	4	0-1	.000	0-0	.000	0-0	.000	0	1	1	0.3	1	0	0	0	0.0

## TOBLER'S CAREER STATISTICS

Season	gp-gs	min/avg	Total fg-fga	pct	3-Point fg-fga	pct	F-Throws ft-fa	pct	Rebounds off def tot	avg	pf	fo	ast	to	blk	stl	Scoring pts	avg
2013-14	3-0	4/1.3	0-1	.000	0-0	.000	0-0	.000	0	1	1	0.3	1	0	0	0	0	0.0
TOTAL	3-0	4/1.3	0-1	.000	0-0	.000	0-0	.000	0	1	1	0.3	1	0	0	0	0	0.0



# GAME 1 • GLOBAL SPORTS SHOOTOUT • NOV. 8, 2013

## NC CENTRAL (61) AT CINCINNATI (74)

### FIFTH THIRD ARENA (CINCINNATI, OHIO)



Official Basketball Box Score -- Game Totals -- Final Statistics  
**North Carolina Centr vs Cincinnati**  
11/08/13 8 p.m. ET at Cincinnati, Ohio (Fifth Third Arena)



#### North Carolina Centr 61 • 0-1

#	Player	Total		3-Ptr		Rebounds			PF	TP	A TO Blk Stl				Min
		FG-FGA	FT-FGA	FG-FGA	FT-FGA	Off	Def	Tot			A	TO	Blk	Stl	
01	COPELAND, Jay	f	4-8	0-0	3-4	6	2	8	5	11	0	1	1	1	25
05	ANYAORAH, Ebuka	g	3-6	1-2	0-0	1	5	6	4	7	1	2	1	0	37
13	GROVES, Reggie	g	0-4	0-3	1-2	0	4	4	1	1	1	4	0	0	20
14	INGRAM, Jeremy	g	7-14	2-5	11-16	0	0	0	5	27	0	2	0	0	33
32	CHAPMAN, Emanuel	g	1-4	0-2	0-0	0	3	3	2	2	4	3	0	4	36
02	PARKS, Jordan	g	2-2	0-0	0-0	1	2	3	5	4	0	2	1	0	14
03	MOODY, Juwan	g	0-0	0-0	0-0	0	0	0	1	0	0	0	0	0	6
40	HOUSTON, Alfonzo	g	2-10	0-2	5-6	1	1	2	3	9	1	1	0	1	29
	Team					2	1	3			1				
	Totals		19-48	3-14	20-28	11	18	29	29	61	7	16	3	6	200

FG % 1st Half: 8-23 34.8% 2nd half: 11-25 44.0% Game: 19-48 39.6% Deadball Rebounds 4,1  
3FG % 1st Half: 1-7 14.3% 2nd half: 2-7 28.6% Game: 3-14 21.4%  
FT % 1st Half: 9-14 64.3% 2nd half: 11-14 78.6% Game: 20-28 71.4%

#### Cincinnati 74 • 1-0

#	Player	Total		3-Ptr		Rebounds			PF	TP	A TO Blk Stl				Min
		FG-FGA	FT-FGA	FG-FGA	FT-FGA	Off	Def	Tot			A	TO	Blk	Stl	
02	RUBLES, Titus	f	3-7	0-0	7-12	3	5	8	3	13	0	3	1	3	31
03	THOMAS, Shaquille	f	1-2	0-0	0-0	2	3	5	2	2	0	3	0	0	11
05	JACKSON, Justin	f	4-5	0-0	0-0	2	1	3	4	8	0	2	3	0	21
14	GUYN, Ge'Lawn	g	2-7	2-4	0-0	0	1	1	3	6	3	0	0	0	23
23	KILPATRICK, Sean	g	6-13	2-7	8-9	3	4	7	3	22	4	2	0	3	34
00	DAVIS III, Jeremiah	g	1-2	0-1	0-0	1	1	2	1	2	0	0	0	0	9
10	CAUPAIN, Troy	g	0-3	0-1	2-2	0	2	2	0	2	2	1	0	0	13
11	LAWRENCE, Jermaine	g	1-4	0-0	4-5	1	1	2	3	6	1	0	0	2	17
15	SANDERS, Jermaine	g	4-8	3-6	2-3	2	2	4	2	13	3	0	0	0	31
25	JOHNSON, Kevin	g	0-5	0-2	0-0	0	2	2	1	0	0	0	0	0	9
33	NYARSUK, David	g	0-0	0-0	0-0	0	0	0	0	0	0	1	0	0	1
	Team					1	1	2							
	Totals		22-56	7-21	23-31	17	21	38	22	74	13	12	4	8	200

FG % 1st Half: 12-29 41.4% 2nd half: 10-27 37.0% Game: 22-56 39.3% Deadball Rebounds 6,1  
3FG % 1st Half: 3-11 27.3% 2nd half: 4-10 40.0% Game: 7-21 33.3%  
FT % 1st Half: 13-19 68.4% 2nd half: 10-12 83.3% Game: 23-31 74.2%

Officials: Steve Olson, Archibald Whaley, Bart Lenox  
Technical fouls: North Carolina Centr-COPELAND, Jay. Cincinnati-RUBLES, Titus.  
Attendance: 6532

Score by periods	1st	2nd	Total
North Carolina Centr	26	35	61
Cincinnati	40	34	74

	In Paint	Off T/O	2nd Chance	Fast Break	Bench
Points NCCUM	28	10	13	13	13
CIN	26	18	19	4	23

Last FG - NCCUM 2nd-01:51, CIN 2nd-02:09.  
Largest lead - NCCUM by 8 1st-12:38, CIN by 15 2nd-16:17.

Score tied - 1 time.  
Lead changed - 1 time.

# GAME 3 • GLOBAL SPORTS SHOOTOUT • NOV. 16, 2013

## APPALACHIAN STATE (49) AT CINCINNATI (77)

### FIFTH THIRD ARENA (CINCINNATI, OHIO)



Official Basketball Box Score -- Game Totals -- Final Statistics  
**Appalachian St. vs Cincinnati**  
11/16/13 2 pm ET at Fifth Third Arena (Cincinnati, Ohio)



#### Appalachian St. 49 • 0-3

#	Player	Total		3-Ptr		Rebounds			PF	TP	A TO Blk Stl				Min
		FG-FGA	FT-FGA	FG-FGA	FT-FGA	Off	Def	Tot			A	TO	Blk	Stl	
01	BASKIN, Tevin	f	5-14	1-2	0-0	3	2	5	3	11	0	2	2	3	30
04	OBACHA, Michael	f	2-3	0-0	1-2	3	2	5	3	5	0	1	0	1	24
15	SPAGNOLO, Tommy	f	1-7	0-0	2-2	3	4	7	4	4	0	0	2	0	23
02	HAMILTON, Tab	g	2-11	1-4	0-1	3	1	4	0	5	0	3	0	0	28
23	NEAL, Mike	g	1-13	0-4	2-2	2	1	3	0	4	4	3	0	1	30
00	KOBANI, Mike	g	5-6	0-0	1-2	2	0	2	4	11	0	1	0	0	23
10	BURGESS, Chris	g	2-5	1-3	0-0	0	1	1	1	5	3	3	0	0	23
21	EAVES, Frank	g	0-3	0-1	0-0	0	0	0	0	0	0	0	0	0	6
32	TONEY, Ty	g	1-3	0-0	2-2	0	2	2	2	4	0	1	0	0	13
	Team					4	2	6							
	Totals		19-65	3-14	8-11	20	15	35	17	49	7	14	4	5	200

FG % 1st Half: 9-39 23.1% 2nd half: 10-26 38.5% Game: 19-65 29.2% Deadball Rebounds 1,2  
3FG % 1st Half: 1-5 20.0% 2nd half: 2-9 22.2% Game: 3-14 21.4%  
FT % 1st Half: 2-3 66.7% 2nd half: 6-8 75.0% Game: 8-11 72.7%

#### Cincinnati 77 • 3-0

#	Player	Total		3-Ptr		Rebounds			PF	TP	A TO Blk Stl				Min
		FG-FGA	FT-FGA	FG-FGA	FT-FGA	Off	Def	Tot			A	TO	Blk	Stl	
02	RUBLES, Titus	f	6-10	0-0	1-2	5	2	7	3	13	2	3	1	2	24
03	THOMAS, Shaquille	f	3-9	0-0	4-4	4	3	7	0	10	2	1	1	1	27
05	JACKSON, Justin	f	4-9	0-0	0-2	3	1	4	3	8	3	1	4	1	19
14	GUYN, Ge'Lawn	g	1-2	0-0	0-0	0	1	1	2	2	0	0	0	0	3
23	KILPATRICK, Sean	g	5-8	2-4	0-0	0	4	4	0	12	0	1	0	1	28
00	DAVIS III, Jeremiah	g	0-1	0-0	0-0	0	0	0	0	0	0	0	0	0	5
10	CAUPAIN, Troy	g	5-6	0-1	3-3	1	3	4	2	13	4	2	0	1	26
11	LAWRENCE, Jermaine	g	2-6	0-0	1-3	0	6	6	0	5	2	3	1	0	22
15	SANDERS, Jermaine	g	3-8	2-3	2-2	2	3	5	1	10	0	2	0	1	20
25	JOHNSON, Kevin	g	1-5	0-1	0-0	1	1	2	1	2	0	0	0	0	17
33	NYARSUK, David	g	1-3	0-0	0-0	4	0	4	2	2	0	1	1	0	7
45	TOBLER, Zack	g	0-0	0-0	0-0	0	1	1	0	0	0	0	0	0	2
	Team					1	1	2							
	Totals		31-67	4-9	11-16	21	26	47	14	77	13	14	8	7	200

FG % 1st Half: 16-32 50.0% 2nd half: 15-35 42.9% Game: 31-67 46.3% Deadball Rebounds 3,2  
3FG % 1st Half: 2-5 40.0% 2nd half: 2-4 50.0% Game: 4-9 44.4%  
FT % 1st Half: 6-10 60.0% 2nd half: 5-6 83.3% Game: 11-16 68.8%

Officials: Mike Stuart, Ted Valentine, Doug Simmons  
Technical fouls: Appalachian St.-None. Cincinnati-None.  
Attendance: 6194

Score by periods	1st	2nd	Total
Appalachian St.	21	28	49
Cincinnati	40	37	77

	In Paint	Off T/O	2nd Chance	Fast Break	Bench
Points APP	30	12	11	12	20
CIN	48	12	21	2	32

Last FG - APP 2nd-01:39, CIN 2nd-00:44.  
Largest lead - APP None, CIN by 28 2nd-02:00.

Score tied - 0 times.  
Lead changed - 0 times.

# GAME 2 • GLOBAL SPORTS SHOOTOUT • NOV. 12, 2013

## NC STATE (57) AT CINCINNATI (68)

### FIFTH THIRD ARENA (CINCINNATI, OHIO)



Official Basketball Box Score -- Game Totals -- Final Statistics  
**NC State vs Cincinnati**  
11/12/13 5 pm ET at Fifth Third Arena (Cincinnati, Ohio)



#### NC State 57 • 1-1

#	Player	Total		3-Ptr		Rebounds			PF	TP	A TO Blk Stl				Min
		FG-FGA	FT-FGA	FG-FGA	FT-FGA	Off	Def	Tot			A	TO	Blk	Stl	
24	Warren, T.J.	f	5-15	1-4	2-2	1	9	10	3	13	0	1	1	2	37
22	Washington, Kyle	f	0-2	0-0	0-0	1	1	2	3	0	0	0	0	0	11
05	Lee, Desmond	g	4-13	0-3	2-4	1	3	4	1	10	1	2	0	1	33
12	Lewis, Tyler	g	2-8	1-4	2-2	0	1	1	3	7	3	2	0	0	29
22	Turner, Ralston	g	4-10	4-7	1-2	3	1	4	4	13	1	0	0	0	25
02	Barber, Anthony	g	2-6	1-1	3-6	0	1	1	2	8	2	1	0	1	29
21	Freeman, Lennard	g	1-2	0-0	1-3	3	2	5	4	3	0	0	1	1	23
21	Any, BeeJay	g	1-2	0-0	1-2	2	1	3	3	3	0	1	1	0	13
	Team					5	1	6			1				
	Totals		19-58	7-19	12-21	16	20	36	23	57	7	8	3	5	200

FG % 1st Half: 11-28 39.3% 2nd half: 8-30 26.7% Game: 19-58 32.8% Deadball Rebounds 5,1  
3FG % 1st Half: 4-9 44.4% 2nd half: 3-10 30.0% Game: 7-19 36.8%  
FT % 1st Half: 9-12 75.0% 2nd half: 3-9 33.3% Game: 12-21 57.1%

#### Cincinnati 68 • 2-0

#	Player		Total		3-Ptr		Rebounds			PF	TP	A TO Blk Stl				Min
			FG-FGA	FT-FGA	FG-FGA	FT-FGA	Off	Def	Tot			A	TO	Blk	Stl	
02	RUBLES, Titus	f	5-9	0-0	4-6	3	4	7	3	14	2	0	1	0	27	
03	THOMAS, Shaquille	f	2-4	0-0	2-3	2	0	2	2	6	0	1	1	1	25	
05	JACKSON, Justin	f	4-8	0-0	2-4	2	8	10	3	10	0	2	4	1	25	
14	GUYN, Ge'Lawn	g	2-6	0-1	0-2	1	0	1	3	4	2	1	1	0	25	
23	KILPATRICK, Sean	g	5-13	3-6	8-8	1	0	1	3	21	3	1	0	2	31	
00	DAVIS III, Jeremiah	g	0-0	0-0	0-0	0	0	0	1	0	0	1	0	0	2	
10	CAUPAIN, Troy	g	0-3	0-0	5-6	1	3	4	3	5	0	1	0	0	19	
11	LAWRENCE, Jermaine	g	2-4	0-0	0-0	3	5	8	2	4	0	1	1	0	16	
25	SANDERS, Jermaine	g	1-3	0-0	2-2	2	2	4	1	4	0	1	1	1	22	
25	JOHNSON, Kevin	g	0-3	0-1	0-0	0	0	0	2	0	0	1	0	0	5	
33	NYARSUK, David	g	0-0	0-0	0-0	1	0	1	0	0	0	1	0	0	3	
	Team					1	4	5								
	Totals		21-53	3-8	23-31	17	26	43	23	68	7	11	9	5	200	

GAME 5 • NOV. 26, 2013  
UMASS LOWELL (49) AT CINCINNATI (79)  
FIFTH THIRD ARENA (CINCINNATI, OHIO)



Official Basketball Box Score -- Game Totals -- Final Statistics  
UMass Lowell vs Cincinnati  
11/26/13 7 p.m. ET at Fifth Third Arena (Cincinnati, Ohio)



UMass Lowell 49 • 0-6

#	Player	Total		3-Ptr		Rebounds			PF	TP	A		Blk	Stl	Min.
		FG-FGA	FG-FGA	FG-FGA	FG-FGA	Off	Def	Tot			TO	TO			
23	Kerry Weldon	f	1-2	0-0	0-2	1	4	5	5	2	0	1	1	3	20
24	Tyler Livingston	f	3-5	3-4	0-0	1	5	6	3	9	0	3	0	2	32
04	Chad Holley	g	3-9	0-2	4-7	0	3	3	2	10	1	4	0	0	40-
11	Akeem Williams	g	4-10	0-4	1-1	0	4	4	4	9	3	5	0	1	24
21	DJ Mlachnik	g	1-10	0-5	5-6	0	3	3	2	7	1	8	0	2	36
13	Mark Cornelius		1-2	0-0	2-2	0	0	0	0	4	0	0	0	0	12
34	Kennedy Chukwuocha		2-3	0-0	1-1	0	2	2	4	5	0	2	0	0	19
42	Parris Massey		1-1	0-0	1-2	2	2	4	3	3	1	2	3	0	17
	Team					0	1	1					3		
	Totals		16-42	3-15	14-21	4	24	28	23	49	6	28	4	8	200
	FG % 1st Half:	10-20	50.0%	2nd half:	6-22	27.3%	Game:	16-42	38.1%						Deadball
	3FG % 1st Half:	2-8	25.0%	2nd half:	1-7	14.3%	Game:	3-15	20.0%						Rebounds
	FT % 1st Half:	5-8	62.5%	2nd half:	9-13	69.2%	Game:	14-21	66.7%						2.2

Cincinnati 79 • 5-0

#	Player	Total		3-Ptr		Rebounds			PF	TP	A		Blk	Stl	Min.
		FG-FGA	FG-FGA	FG-FGA	FG-FGA	Off	Def	Tot			TO	TO			
02	RUBLES, Titus	f	3-6	0-0	1-1	1	5	6	0	7	0	3	2	2	21
03	THOMAS, Shaquille	f	3-7	0-2	1-2	1	3	4	1	7	5	0	0	2	24
05	JACKSON, Justin	f	5-13	0-0	3-5	8	4	12	2	13	1	2	3	3	24
14	GUYN, Ge'Lawn	g	3-7	1-5	3-4	0	3	3	1	10	0	1	0	0	18
23	KILPATRICK, Sean	g	7-13	2-5	2-5	1	5	6	2	18	2	0	0	1	23
00	DAVIS III, Jeremiah		0-0	0-0	2-2	0	0	0	1	2	1	0	0	1	7
10	CAUPAIN, Troy		1-4	0-1	5-7	2	1	3	1	7	1	2	0	2	20
11	LAWRENCE, Jermaine		1-5	0-0	0-0	0	1	1	5	2	0	3	0	2	13
15	SANDERS, Jermaine		1-5	0-3	0-0	2	1	3	2	2	1	1	0	0	18
25	JOHNSON, Kevin		3-7	0-3	1-2	0	1	1	2	7	1	0	0	0	15
33	NYARSUK, David		2-2	0-0	0-0	1	1	2	3	4	0	0	0	0	16
45	TOBLER, Zack		0-0	0-0	0-0	0	0	0	0	0	0	0	0	0	1
	Team					0	2	2							
	Totals		29-69	3-19	18-28	16	27	43	20	79	12	12	5	13	200
	FG % 1st Half:	16-38	42.1%	2nd half:	13-31	41.9%	Game:	29-69	42.0%						Deadball
	3FG % 1st Half:	3-10	30.0%	2nd half:	0-9	0.0%	Game:	3-19	15.8%						Rebounds
	FT % 1st Half:	12-18	66.7%	2nd half:	6-10	60.0%	Game:	18-28	64.3%						8

Officials: Tom O'Neill, Bert Smith, Chris Beaver  
Technical fouls: UMass Lowell-None. Cincinnati-None.  
Attendance: 5477

Score by periods	1st	2nd	Total
UMass Lowell	27	22	49
Cincinnati	47	32	79

Points	In	Off	2nd	Fast	Bench
UMLM	24	10	5	14	12
CIN	46	31	14	12	24

Score tied - 4 times.  
Lead changed - 1 time.

Last FG - UMLM 2nd-01:12, CIN 2nd-00:38.  
Largest lead - UMLM by 5 1st-17:03, CIN by 33 2nd-02:28.

GAME 7 • DEC. 3, 2013  
USC UPSTATE AT CINCINNATI  
FIFTH THIRD ARENA (CINCINNATI, OHIO)

GAME 6 • NOV. 29, 2013  
KENNESAW STATE (67) AT CINCINNATI (95)  
FIFTH THIRD ARENA (CINCINNATI, OHIO)



Official Basketball Box Score -- Game Totals -- Final Statistics  
Kennesaw St. vs Cincinnati  
11/29/13 4 p.m. ET at Fifth Third Arena (Cincinnati, Ohio)



Kennesaw St. 67 • 3-6

#	Player	Total		3-Ptr		Rebounds			PF	TP	A		Blk	Stl	Min.
		FG-FGA	FG-FGA	FG-FGA	FG-FGA	Off	Def	Tot			TO	TO			
01	PRUITT, Nigel	f	3-7	1-2	1-1	0	0	0	0	8	0	1	0	1	19
05	MORENA, Bernard	f	2-7	1-2	0-0	1	2	3	4	5	1	5	0	0	24
24	COLEMAN, Orlando	f	3-4	1-1	5-6	4	3	7	2	12	1	3	0	1	23
50	KOUASSI, Willy	c	3-3	0-0	2-3	2	3	5	4	8	1	2	0	0	16
04	BROWN, Yonel	g	0-4	0-2	0-0	0	1	1	0	0	0	1	0	0	20
03	LOVE, Delbert		3-11	2-5	0-0	0	1	1	0	8	3	0	0	2	25
13	MONTGOMERY, Jordan		0-2	0-1	0-1	0	0	0	0	0	0	0	0	0	5
21	DREES, Kris		2-2	0-0	0-0	1	1	2	2	4	0	2	0	0	14
23	WOZNIAK, Tanner		2-7	2-6	4-6	0	1	1	0	10	1	0	0	0	13
32	BYERS, Charlie		3-4	0-0	0-0	0	4	4	2	6	2	2	0	0	16
45	OSEMHEN, Andrew		2-5	0-0	2-3	1	2	3	2	6	0	3	0	0	25
	Team					3	1	4					1		
	Totals		23-56	7-19	14-20	12	19	31	16	67	9	20	0	4	200
	FG % 1st Half:	9-25	36.0%	2nd half:	14-31	45.2%	Game:	23-56	41.1%						Deadball
	3FG % 1st Half:	4-7	57.1%	2nd half:	3-12	25.0%	Game:	7-19	36.8%						Rebounds
	FT % 1st Half:	6-8	75.0%	2nd half:	8-12	66.7%	Game:	14-20	70.0%						3

Cincinnati 95 • 6-0

#	Player	Total		3-Ptr		Rebounds			PF	TP	A		Blk	Stl	Min.
		FG-FGA	FG-FGA	FG-FGA	FG-FGA	Off	Def	Tot			TO	TO			
02	RUBLES, Titus	f	3-7	0-0	8-8	2	3	5	2	14	1	0	0	2	21
03	THOMAS, Shaquille	f	5-7	1-1	0-0	0	2	2	1	11	2	0	0	2	21
05	JACKSON, Justin	f	5-12	0-0	1-2	2	5	7	3	11	1	0	4	0	24
14	GUYN, Ge'Lawn	g	4-7	0-2	0-1	1	1	2	2	8	2	0	0	0	21
23	KILPATRICK, Sean	g	7-16	5-10	1-1	1	2	3	1	20	6	5	0	2	26
00	DAVIS III, Jeremiah		1-1	0-0	0-0	1	1	2	0	2	1	0	0	0	6
10	CAUPAIN, Troy		2-4	0-0	2-2	2	1	3	1	6	2	2	1	2	19
11	LAWRENCE, Jermaine		4-8	0-0	1-2	3	1	4	4	9	1	2	0	0	23
15	SANDERS, Jermaine		2-5	1-3	1-2	3	2	5	0	6	0	0	0	3	11
25	JOHNSON, Kevin		2-4	0-0	0-0	2	1	3	4	4	2	0	0	0	13
33	NYARSUK, David		1-2	0-0	2-2	1	2	3	0	4	2	0	1	0	14
45	TOBLER, Zack		0-1	0-0	0-0	0	0	0	1	0	0	0	0	0	1
	Team					2	3	5							
	Totals		36-74	7-17	16-20	20	24	44	19	95	20	9	6	11	200
	FG % 1st Half:	20-41	48.8%	2nd half:	16-33	48.5%	Game:	36-74	48.6%						Deadball
	3FG % 1st Half:	3-9	33.3%	2nd half:	4-8	50.0%	Game:	7-17	41.2%						Rebounds
	FT % 1st Half:	5-7	71.4%	2nd half:	11-13	84.6%	Game:	16-20	80.0%						3

Officials: Mike Roberts, Bret Smith, Matt Potter  
Technical fouls: Kennesaw St.-COLEMAN, Orlando. Cincinnati-LAWRENCE, Jermaine.  
Attendance: 6627

Score by periods	1st	2nd	Total
Kennesaw St.	28	39	67
Cincinnati	48	47	95

Points	In	Off	2nd	Fast	Bench
KSU	28	9	23	11	2
CIN	54	23	23	15	31

Last FG - KSU 2nd-03:35, CIN 2nd-01:24.  
Largest lead - KSU by 2 1st-15:48, CIN by 34 2nd-07:07.

Score tied - 3 times.  
Lead changed - 3 times.

GAME 8 • DEC. 7, 2013  
CINCINNATI AT NEW MEXICO  
THE PIT (ALBUQUERQUE, N.M.)



**The Automated ScoreBook**  
Cincinnati Combined Team Statistics (as of Nov 29, 2013)  
**All games**



<b>RECORD:</b>	<b>OVERALL</b>	<b>HOME</b>	<b>AWAY</b>	<b>NEUTRAL</b>
ALL GAMES	6-0	6-0	0-0	0-0
CONFERENCE	0-0	0-0	0-0	0-0
NON-CONFERENCE	6-0	6-0	0-0	0-0

#	Player	gp-gs	min	avg	Total		3-Point		F-Throw		Rebounds				pf	dq	a	to	blk	stl	pts	avg
					fg-fga	fg%	3fg-fga	3fg%	ft-fa	ft%	off	def	tot	avg								
23	KILPATRICK, Sean	6-6	174	29.0	39-75	.520	17-38	.447	21-25	.840	6	18	24	4.0	11	0	16	9	0	12	116	19.3
02	RUBLES, Titus	6-6	150	25.0	25-47	.532	0-0	.000	21-31	.677	15	22	37	6.2	14	0	9	11	5	12	71	11.8
05	JACKSON, Justin	6-6	142	23.7	31-59	.525	0-0	.000	7-16	.438	21	24	45	7.5	16	0	7	10	23	8	69	11.5
03	THOMAS, Shaquille	6-6	135	22.5	18-36	.500	1-3	.333	7-10	.700	10	12	22	3.7	6	0	11	8	2	7	44	7.3
15	SANDERS, Jermaine	6-0	118	19.7	12-30	.400	6-15	.400	7-9	.778	12	10	22	3.7	7	0	5	4	1	5	37	6.2
14	GUYN, Ge'Lawn	6-6	110	18.3	14-34	.412	4-15	.267	4-9	.444	3	7	10	1.7	13	0	8	4	1	1	36	6.0
11	LAWRENCE, Jermaine	6-0	109	18.2	14-31	.452	0-0	.000	6-12	.500	10	16	26	4.3	14	1	5	12	4	5	34	5.7
10	CAUPAIN, Troy	6-0	111	18.5	8-22	.364	0-3	.000	18-22	.818	6	11	17	2.8	7	0	10	8	1	6	34	5.7
25	JOHNSON, Kevin	6-0	76	12.7	8-30	.267	0-11	.000	1-2	.500	5	3	8	1.3	13	0	3	2	1	1	17	2.8
33	NYARSUK, David	5-0	41	8.2	4-7	.571	0-0	.000	2-2	1.000	7	3	10	2.0	5	0	2	3	2	0	10	2.0
00	DAVIS III, Jeremiah	6-0	30	5.0	2-4	.500	0-1	.000	2-2	1.000	2	2	4	0.7	4	0	2	1	0	1	6	1.0
45	TOBLER, Zack	3-0	4	1.3	0-1	.000	0-0	.000	0-0	.000	0	1	1	0.3	1	0	0	0	0	0	0	0.0
Team											5	12	17									
Total.....		6	1200		175-376	.465	28-86	.326	96-140	.686	102	141	243	40.5	111	1	78	72	40	58	474	79.0
Opponents.....		6	1200		119-322	.370	34-103	.330	73-109	.670	76	110	186	31.0	123	-	50	109	18	34	345	57.5

<b>TEAM STATISTICS</b>	<b>CIN</b>	<b>OPP</b>
SCORING	474	345
Points per game	79.0	57.5
Scoring margin	+21.5	-
FIELD GOALS-ATT	175-376	119-322
Field goal pct	.465	.370
3 POINT FG-ATT	28-86	34-103
3-point FG pct	.326	.330
3-pt FG made per game	4.7	5.7
FREE THROWS-ATT	96-140	73-109
Free throw pct	.686	.670
F-Throws made per game	16.0	12.2
REBOUNDS	243	186
Rebounds per game	40.5	31.0
Rebounding margin	+9.5	-
ASSISTS	78	50
Assists per game	13.0	8.3
TURNOVERS	72	109
Turnovers per game	12.0	18.2
Turnover margin	+6.2	-
Assist/turnover ratio	1.1	0.5
STEALS	58	34
Steals per game	9.7	5.7
BLOCKS	40	18
Blocks per game	6.7	3.0
ATTENDANCE	37869	0
Home games-Avg/Game	6-6312	0-0
Neutral site-Avg/Game	-	0-0

<b>Date</b>	<b>Opponent</b>		<b>Score</b>	<b>Att.</b>
11/08/13	NORTH CAROLINA CENTR	w	74-61	6532
11/12/13	NC STATE	w	68-57	7028
11/16/13	APPALACHIAN ST.	w	77-49	6194
11/20/13	CAMPBELL	w	81-62	6011
11/26/13	UMASS LOWELL	w	79-49	5477
11/29/13	KENNESAW ST.	w	95-67	6627

\* - Conference game

<b>Score by Periods</b>	<b>1st</b>	<b>2nd</b>	<b>Totals</b>
Cincinnati	252	222	474
Opponents	166	179	345



**The Automated ScoreBook**  
Cincinnati Team Game-by-Game Comparison (as of Nov 29, 2013)  
**All games**



Opponent	1st	2nd	Score	Mar	Total FG	FG Pct	3-Pointers	3FG Pct	Free Throws	FT Pct	Rebounds	Assist	T/Over	Block	Steal	Fouls
NORTH CAROLINA CENTR	40/26	34/35	74-61	+13	22-56/19-48	.393/.396	7-21/3-14	.333/.214	23-31/20-28	.742/.714	38/29 +9	13/7	12/16	4/3	8/6	22/29
NC STATE	35/35	33/22	68-57	+11	21-53/19-58	.396/.328	3-8/7-19	.375/.368	23-31/12-21	.742/.571	43/36 +7	7/7	11/8	9/3	5/5	23/23
APPALACHIAN ST.	40/21	37/28	77-49	+28	31-67/19-65	.463/.292	4-9/3-14	.444/.214	11-16/8-11	.688/.727	47/35 +12	13/7	14/14	8/4	7/5	14/17
CAMPBELL	42/29	39/33	81-62	+19	36-57/23-53	.632/.434	4-12/11-22	.333/.500	5-14/5-8	.357/.625	28/27 +1	13/14	14/23	8/4	14/6	13/15
UMASS LOWELL	47/27	32/22	79-49	+30	29-69/16-42	.420/.381	3-19/3-15	.158/.200	18-28/14-21	.643/.667	43/28 +15	12/6	12/28	5/4	13/8	20/23
KENNESAW ST.	48/28	47/39	95-67	+28	36-74/23-56	.486/.411	7-17/7-19	.412/.368	16-20/14-20	.800/.700	44/31 +13	20/9	9/20	6/0	11/4	19/16

Note: Game totals are displayed in the format TEAM/OPPONENT for each category





**The Automated ScoreBook**  
**Cincinnati Points-Rebounds-Assists (as of Nov 29, 2013)**  
**All games**



Opponent	Date	Score		00 DAVIS III,	02 RUBLES,TIT	03 THOMAS,SHA	05 JACKSON,JU	10 CAUPAIN,TR	11 LAWRENCE,J	14 GUYN,GE'LA
NORTH CAROLINA CENTR	11/08/13	74-61	w	2-2-0	13-8-0	2-5-0	8-3-0	2-2-2	6-2-1	6-1-3
NC STATE	11/12/13	68-57	w	0-0-0	14-7-2	6-2-0	10-10-0	5-4-0	4-8-0	4-1-2
APPALACHIAN ST.	11/16/13	77-49	w	0-0-0	13-7-2	10-7-2	8-4-3	13-4-4	5-6-2	2-1-0
CAMPBELL	11/20/13	81-62	w	0-0-0	10-4-4	8-2-2	19-9-2	1-1-1	8-5-1	6-2-1
UMASS LOWELL	11/26/13	79-49	w	2-0-1	7-6-0	7-4-5	13-12-1	7-3-1	2-1-0	10-3-0
KENNESAW ST.	11/29/13	95-67	w	2-2-1	14-5-1	11-2-2	11-7-1	6-3-2	9-4-1	8-2-2

Opponent	Date	Score		15 SANDERS,JE	23 KILPATRICK	25 JOHNSON,KE	33 NYARSUK,DA	45 TOBLER,ZAC
NORTH CAROLINA CENTR	11/08/13	74-61	w	13-4-3	22-7-4	0-2-0	0-0-0	DNP
NC STATE	11/12/13	68-57	w	4-4-0	21-1-3	0-0-0	0-1-0	DNP
APPALACHIAN ST.	11/16/13	77-49	w	10-5-0	12-4-0	2-2-0	2-4-0	0-1-0
CAMPBELL	11/20/13	81-62	w	2-1-1	23-3-1	4-0-0	DNP	DNP
UMASS LOWELL	11/26/13	79-49	w	2-3-1	18-6-2	7-1-1	4-2-0	0-0-0
KENNESAW ST.	11/29/13	95-67	w	6-5-0	20-3-6	4-3-2	4-3-2	0-0-0



**The Automated ScoreBook**  
**Cincinnati Season/Career Statistics (as of Nov 29, 2013)**  
**All games**



**SEASON STATISTICS**

**CAREER STATISTICS**

SUMMARY	gp-gs	min/g	fg%	3fg%	ft%	r/g	a/g	stl	blk	pts/g	gp-gs	min/g	fg%	3fg%	ft%	r/g	a/g	stl	blk	pts/g
KILPATRICK, Sean	6-6	29.0	.520	.447	.840	4.0	2.7	12	0	19.3	112-77	29.8	.424	.353	.744	4.3	1.9	130	22	13.9
RUBLES, Titus	6-6	25.0	.532	.000	.677	6.2	1.5	12	5	11.8	40-18	22.3	.376	.093	.664	5.9	1.9	50	14	6.8
JACKSON, Justin	6-6	23.7	.525	.000	.438	7.5	1.2	8	23	11.5	108-48	17.9	.494	.095	.465	4.1	1.1	96	143	4.3
THOMAS, Shaquille	6-6	22.5	.500	.333	.700	3.7	1.8	7	2	7.3	39-6	12.6	.438	.364	.541	2.4	0.7	24	8	3.7
SANDERS, Jermaine	6-0	19.7	.400	.400	.778	3.7	0.8	5	1	6.2	68-1	11.7	.377	.317	.559	1.9	0.7	17	6	2.8
GUYN, Ge'Lawn	6-6	18.3	.412	.267	.444	1.7	1.3	1	1	6.0	71-6	10.8	.386	.279	.683	0.9	0.6	30	6	2.6
LAWRENCE, Jermaine	6-0	18.2	.452	.000	.500	4.3	0.8	5	4	5.7	6-0	18.2	.452	.000	.500	4.3	0.8	5	4	5.7
CAUPAIN, Troy	6-0	18.5	.364	.000	.818	2.8	1.7	6	1	5.7	6-0	18.5	.364	.000	.818	2.8	1.7	6	1	5.7
JOHNSON, Kevin	6-0	12.7	.267	.000	.500	1.3	0.5	1	1	2.8	6-0	12.7	.267	.000	.500	1.3	0.5	1	1	2.8
NYARSUK, David	5-0	8.2	.571	.000	1.000	2.0	0.4	0	2	2.0	38-2	10.9	.589	.000	.588	2.4	0.2	2	31	2.5
DAVIS III, Jeremiah	6-0	5.0	.500	.000	1.000	0.7	0.3	1	0	1.0	37-0	7.7	.398	.366	.647	1.1	0.6	14	1	2.6
TOBLER, Zack	3-0	1.3	.000	.000	.000	0.3	0.0	0	0	0.0	3-0	1.3	.000	.000	.000	0.3	0.0	0	0	0.0
SCORING	fg-fga	fg%	3fg-fga	3fg%	ft-fta	ft%	pts	pts/g	fg-fga	fg%	3fg-fga	3fg%	ft-fta	ft%	pts	pts/g				
KILPATRICK, Sean	39-75	.520	17-38	.447	21-25	.840	116	19.3	532-1256	.424	237-672	.353	259-348	.744	1560	13.9				
RUBLES, Titus	25-47	.532	0-0	.000	21-31	.677	71	11.8	91-242	.376	4-43	.093	85-128	.664	271	6.8				
JACKSON, Justin	31-59	.525	0-0	.000	7-16	.438	69	11.5	193-391	.494	2-21	.095	73-157	.465	461	4.3				
THOMAS, Shaquille	18-36	.500	1-3	.333	7-10	.700	44	7.3	60-137	.438	4-11	.364	20-37	.541	144	3.7				
SANDERS, Jermaine	12-30	.400	6-15	.400	7-9	.778	37	6.2	66-175	.377	26-82	.317	33-59	.559	191	2.8				
GUYN, Ge'Lawn	14-34	.412	4-15	.267	4-9	.444	36	6.0	68-176	.386	24-86	.279	28-41	.683	188	2.6				
LAWRENCE, Jermaine	14-31	.452	0-0	.000	6-12	.500	34	5.7	14-31	.452	0-0	.000	6-12	.500	34	5.7				
CAUPAIN, Troy	8-22	.364	0-3	.000	18-22	.818	34	5.7	8-22	.364	0-3	.000	18-22	.818	34	5.7				
JOHNSON, Kevin	8-30	.267	0-11	.000	1-2	.500	17	2.8	8-30	.267	0-11	.000	1-2	.500	17	2.8				
NYARSUK, David	4-7	.571	0-0	.000	2-2	1.000	10	2.0	43-73	.589	0-0	.000	10-17	.588	96	2.5				
DAVIS III, Jeremiah	2-4	.500	0-1	.000	2-2	1.000	6	1.0	35-88	.398	15-41	.366	11-17	.647	96	2.6				
TOBLER, Zack	0-1	.000	0-0	.000	0-0	.000	0	0.0	0-1	.000	0-0	.000	0-0	.000	0	0.0				
TOTALS	o-reb	d-reb	t-reb	pf	fo	ast	to	a/to	o-reb	d-reb	t-reb	pf	fo	ast	to	a/to				
KILPATRICK, Sean	6	18	24	11	0	16	9	1.8	145	335	480	147	0	209	175	1.2				
RUBLES, Titus	15	22	37	14	0	9	11	0.8	73	163	236	92	1	76	75	1.0				
JACKSON, Justin	21	24	45	16	0	7	10	0.7	172	269	441	281	15	114	155	0.7				
THOMAS, Shaquille	10	12	22	6	0	11	8	1.4	40	53	93	28	0	27	27	1.0				
SANDERS, Jermaine	12	10	22	7	0	5	4	1.3	50	76	126	39	0	45	38	1.2				
GUYN, Ge'Lawn	3	7	10	13	0	8	4	2.0	10	52	62	93	0	42	41	1.0				
LAWRENCE, Jermaine	10	16	26	14	1	5	12	0.4	10	16	26	14	1	5	12	0.4				
CAUPAIN, Troy	6	11	17	7	0	10	8	1.3	6	11	17	7	0	10	8	1.3				
JOHNSON, Kevin	5	3	8	13	0	3	2	1.5	5	3	8	13	0	3	2	1.5				
NYARSUK, David	7	3	10	5	0	2	3	0.7	42	49	91	56	3	9	25	0.4				
DAVIS III, Jeremiah	2	2	4	4	0	2	1	2.0	8	31	39	30	0	21	21	1.0				
TOBLER, Zack	0	1	1	1	0	0	0	0.0	0	1	1	1	0	0	0	0.0				



**The Automated ScoreBook**  
**Cincinnati Team High/Low Analysis (as of Nov 29, 2013)**  
**All games**



**Cincinnati - TEAM GAME HIGHS**

POINTS	95	KENNESAW ST. (11/29/13)
	81	CAMPBELL (11/20/13)
	79	UMASS LOWELL (11/26/13)
	77	APPALACHIAN ST. (11/16/13)
	74	NORTH CAROLINA CENTR (11/08/13)
FIELD GOALS MADE	36	KENNESAW ST. (11/29/13)
	36	CAMPBELL (11/20/13)
FIELD GOAL ATTEMPTS	74	KENNESAW ST. (11/29/13)
	69	UMASS LOWELL (11/26/13)
FIELD GOAL PERCENTAGE	.632 (36-57)	CAMPBELL (11/20/13)
	.486 (36-74)	KENNESAW ST. (11/29/13)
3 PT FIELD GOALS MADE	7	KENNESAW ST. (11/29/13)
	7	NORTH CAROLINA CENTR (11/08/13)
3 PT FG ATTEMPTS	21	NORTH CAROLINA CENTR (11/08/13)
	19	UMASS LOWELL (11/26/13)
3 PT FG PERCENTAGE	.444 (4-9)	APPALACHIAN ST. (11/16/13)
	.412 (7-17)	KENNESAW ST. (11/29/13)
FREE THROWS MADE	23	NC STATE (11/12/13)
	23	NORTH CAROLINA CENTR (11/08/13)
FREE THROW ATTEMPTS	31	NC STATE (11/12/13)
	31	NORTH CAROLINA CENTR (11/08/13)
FREE THROW PERCENTAGE	.800 (16-20)	KENNESAW ST. (11/29/13)
	.742 (23-31)	NC STATE (11/12/13)
	.742 (23-31)	NORTH CAROLINA CENTR (11/08/13)
REBOUNDS	47	APPALACHIAN ST. (11/16/13)
	44	KENNESAW ST. (11/29/13)
ASSISTS	20	KENNESAW ST. (11/29/13)
	13	CAMPBELL (11/20/13)
	13	APPALACHIAN ST. (11/16/13)
	13	NORTH CAROLINA CENTR (11/08/13)
STEALS	14	CAMPBELL (11/20/13)
	13	UMASS LOWELL (11/26/13)
BLOCKED SHOTS	9	NC STATE (11/12/13)
	8	CAMPBELL (11/20/13)
	8	APPALACHIAN ST. (11/16/13)
TURNOVERS	14	CAMPBELL (11/20/13)
	14	APPALACHIAN ST. (11/16/13)
FOULS	23	NC STATE (11/12/13)
	22	NORTH CAROLINA CENTR (11/08/13)



**The Automated ScoreBook**  
**Cincinnati High/Low Analysis (as of Nov 29, 2013)**  
**All games**



**Opponent - GAME HIGHS**

POINTS	67	KENNESAW ST. (11/29/13)
	62	CAMPBELL (11/20/13)
	61	NORTH CAROLINA CENTR (11/08/13)
	57	NC STATE (11/12/13)
	49	UMASS LOWELL (11/26/13)
	49	APPALACHIAN ST. (11/16/13)
FIELD GOALS MADE	23	KENNESAW ST. (11/29/13)
	23	CAMPBELL (11/20/13)
FIELD GOAL ATTEMPTS	65	APPALACHIAN ST. (11/16/13)
	58	NC STATE (11/12/13)
FIELD GOAL PERCENTAGE	.434 (23-53)	CAMPBELL (11/20/13)
	.411 (23-56)	KENNESAW ST. (11/29/13)
3 PT FIELD GOALS MADE	11	CAMPBELL (11/20/13)
	7	KENNESAW ST. (11/29/13)
	7	NC STATE (11/12/13)
3 PT FG ATTEMPTS	22	CAMPBELL (11/20/13)
	19	KENNESAW ST. (11/29/13)
	19	NC STATE (11/12/13)
3 PT FG PERCENTAGE	.500 (11-22)	CAMPBELL (11/20/13)
	.368 (7-19)	KENNESAW ST. (11/29/13)
	.368 (7-19)	NC STATE (11/12/13)
FREE THROWS MADE	20	NORTH CAROLINA CENTR (11/08/13)
	14	KENNESAW ST. (11/29/13)
	14	UMASS LOWELL (11/26/13)
FREE THROW ATTEMPTS	28	NORTH CAROLINA CENTR (11/08/13)
	21	UMASS LOWELL (11/26/13)
	21	NC STATE (11/12/13)
FREE THROW PERCENTAGE	.727 (8-11)	APPALACHIAN ST. (11/16/13)
	.714 (20-28)	NORTH CAROLINA CENTR (11/08/13)
REBOUNDS	36	NC STATE (11/12/13)
	35	APPALACHIAN ST. (11/16/13)
ASSISTS	14	CAMPBELL (11/20/13)
	9	KENNESAW ST. (11/29/13)
STEALS	8	UMASS LOWELL (11/26/13)
	6	CAMPBELL (11/20/13)
	6	NORTH CAROLINA CENTR (11/08/13)
BLOCKED SHOTS	4	UMASS LOWELL (11/26/13)
	4	CAMPBELL (11/20/13)
	4	APPALACHIAN ST. (11/16/13)
TURNOVERS	28	UMASS LOWELL (11/26/13)
	23	CAMPBELL (11/20/13)
FOULS	29	NORTH CAROLINA CENTR (11/08/13)
	23	UMASS LOWELL (11/26/13)
	23	NC STATE (11/12/13)



**The Automated ScoreBook**  
**Cincinnati High/Low Analysis (as of Nov 29, 2013)**  
**All games**



**Cincinnati - GAME LOWS**

POINTS	68	NC STATE (11/12/13)
	74	NORTH CAROLINA CENTR (11/08/13)
	77	APPALACHIAN ST. (11/16/13)
	79	UMASS LOWELL (11/26/13)
	81	CAMPBELL (11/20/13)
FIELD GOALS MADE	21	NC STATE (11/12/13)
	22	NORTH CAROLINA CENTR (11/08/13)
FIELD GOAL ATTEMPTS	53	NC STATE (11/12/13)
	56	NORTH CAROLINA CENTR (11/08/13)
FIELD GOAL PERCENTAGE	.393 (22-56)	NORTH CAROLINA CENTR (11/08/13)
	.396 (21-53)	NC STATE (11/12/13)
3 PT FIELD GOALS MADE	3	NC STATE (11/12/13)
	3	UMASS LOWELL (11/26/13)
3 PT FG ATTEMPTS	8	NC STATE (11/12/13)
	9	APPALACHIAN ST. (11/16/13)
3 PT FG PERCENTAGE	.158 (3-19)	UMASS LOWELL (11/26/13)
	.333 (4-12)	CAMPBELL (11/20/13)
	.333 (7-21)	NORTH CAROLINA CENTR (11/08/13)
FREE THROWS MADE	5	CAMPBELL (11/20/13)
	11	APPALACHIAN ST. (11/16/13)
FREE THROW ATTEMPTS	14	CAMPBELL (11/20/13)
	16	APPALACHIAN ST. (11/16/13)
FREE THROW PERCENTAGE	.357 (5-14)	CAMPBELL (11/20/13)
	.643 (18-28)	UMASS LOWELL (11/26/13)
REBOUNDS	28	CAMPBELL (11/20/13)
	38	NORTH CAROLINA CENTR (11/08/13)
ASSISTS	7	NC STATE (11/12/13)
	12	UMASS LOWELL (11/26/13)
STEALS	5	NC STATE (11/12/13)
	7	APPALACHIAN ST. (11/16/13)
BLOCKED SHOTS	4	NORTH CAROLINA CENTR (11/08/13)
	5	UMASS LOWELL (11/26/13)
TURNOVERS	9	KENNESAW ST. (11/29/13)
	11	NC STATE (11/12/13)
FOULS	13	CAMPBELL (11/20/13)
	14	APPALACHIAN ST. (11/16/13)





**The Automated ScoreBook**  
**Cincinnati High/Low Analysis (as of Nov 29, 2013)**  
**All games**



**Opponent - GAME LOWS**

POINTS	49	APPALACHIAN ST. (11/16/13)
	49	UMASS LOWELL (11/26/13)
	57	NC STATE (11/12/13)
	61	NORTH CAROLINA CENTR (11/08/13)
	62	CAMPBELL (11/20/13)
FIELD GOALS MADE	16	UMASS LOWELL (11/26/13)
	19	NORTH CAROLINA CENTR (11/08/13)
	19	NC STATE (11/12/13)
	19	APPALACHIAN ST. (11/16/13)
FIELD GOAL ATTEMPTS	42	UMASS LOWELL (11/26/13)
	48	NORTH CAROLINA CENTR (11/08/13)
FIELD GOAL PERCENTAGE	.292 (19-65)	APPALACHIAN ST. (11/16/13)
	.328 (19-58)	NC STATE (11/12/13)
3 PT FIELD GOALS MADE	3	NORTH CAROLINA CENTR (11/08/13)
	3	APPALACHIAN ST. (11/16/13)
	3	UMASS LOWELL (11/26/13)
3 PT FG ATTEMPTS	14	NORTH CAROLINA CENTR (11/08/13)
	14	APPALACHIAN ST. (11/16/13)
3 PT FG PERCENTAGE	.200 (3-15)	UMASS LOWELL (11/26/13)
	.214 (3-14)	NORTH CAROLINA CENTR (11/08/13)
	.214 (3-14)	APPALACHIAN ST. (11/16/13)
FREE THROWS MADE	5	CAMPBELL (11/20/13)
	8	APPALACHIAN ST. (11/16/13)
FREE THROW ATTEMPTS	8	CAMPBELL (11/20/13)
	11	APPALACHIAN ST. (11/16/13)
FREE THROW PERCENTAGE	.571 (12-21)	NC STATE (11/12/13)
	.625 (5-8)	CAMPBELL (11/20/13)
REBOUNDS	27	CAMPBELL (11/20/13)
	28	UMASS LOWELL (11/26/13)
ASSISTS	6	UMASS LOWELL (11/26/13)
	7	NORTH CAROLINA CENTR (11/08/13)
	7	NC STATE (11/12/13)
	7	APPALACHIAN ST. (11/16/13)
STEALS	4	KENNESAW ST. (11/29/13)
	5	NC STATE (11/12/13)
	5	APPALACHIAN ST. (11/16/13)
BLOCKED SHOTS	0	KENNESAW ST. (11/29/13)
	3	NORTH CAROLINA CENTR (11/08/13)
	3	NC STATE (11/12/13)
TURNOVERS	8	NC STATE (11/12/13)
	14	APPALACHIAN ST. (11/16/13)
FOULS	15	CAMPBELL (11/20/13)
	16	KENNESAW ST. (11/29/13)



**The Automated ScoreBook**  
**Cincinnati Player High/Low Analysis (as of Nov 29, 2013)**  
**All games**



**Cincinnati - INDIVIDUAL GAME HIGHS**

Points	23	KILPATRICK, Sean vs Campbell (11/20/13)
	22	KILPATRICK, Sean vs North Carolina Centr (11/08/13)
	21	KILPATRICK, Sean vs NC State (11/12/13)
	20	KILPATRICK, Sean vs Kennesaw St. (11/29/13)
	19	JACKSON, Justin vs Campbell (11/20/13)
Field Goals Made	9	KILPATRICK, Sean vs Campbell (11/20/13)
	9	JACKSON, Justin vs Campbell (11/20/13)
Field Goal Att.	16	KILPATRICK, Sean vs Kennesaw St. (11/29/13)
	13	KILPATRICK, Sean vs UMass Lowell (11/26/13)
	13	JACKSON, Justin vs UMass Lowell (11/26/13)
	13	KILPATRICK, Sean vs NC State (11/12/13)
	13	KILPATRICK, Sean vs North Carolina Centr (11/08/13)
FG Pct (min 5 made)	.833 (5-6)	CAUPAIN, Troy vs Appalachian St. (11/16/13)
	.750 (9-12)	JACKSON, Justin vs Campbell (11/20/13)
	.750 (9-12)	KILPATRICK, Sean vs Campbell (11/20/13)
3-Point FG Made	5	KILPATRICK, Sean vs Kennesaw St. (11/29/13)
	3	KILPATRICK, Sean vs Campbell (11/20/13)
	3	KILPATRICK, Sean vs NC State (11/12/13)
	3	SANDERS, Jermaine vs North Carolina Centr (11/08/13)
3-Point FG Att.	10	KILPATRICK, Sean vs Kennesaw St. (11/29/13)
	7	KILPATRICK, Sean vs North Carolina Centr (11/08/13)
3-Pt FG Pct (min 2 made)	.667 (2-3)	SANDERS, Jermaine vs Appalachian St. (11/16/13)
	.500 (5-10)	KILPATRICK, Sean vs Kennesaw St. (11/29/13)
	.500 (3-6)	KILPATRICK, Sean vs Campbell (11/20/13)
	.500 (3-6)	KILPATRICK, Sean vs NC State (11/12/13)
	.500 (3-6)	SANDERS, Jermaine vs North Carolina Centr (11/08/13)
	.500 (2-4)	KILPATRICK, Sean vs Appalachian St. (11/16/13)
	.500 (2-4)	GUYN, Ge'Lawn vs North Carolina Centr (11/08/13)
Free Throws Made	8	RUBLES, Titus vs Kennesaw St. (11/29/13)
	8	KILPATRICK, Sean vs NC State (11/12/13)
	8	KILPATRICK, Sean vs North Carolina Centr (11/08/13)
Free Throw Att.	12	RUBLES, Titus vs North Carolina Centr (11/08/13)
	9	KILPATRICK, Sean vs North Carolina Centr (11/08/13)
FT Pct (min 3 made)	1.000 (8-8)	RUBLES, Titus vs Kennesaw St. (11/29/13)
	1.000 (8-8)	KILPATRICK, Sean vs NC State (11/12/13)
	1.000 (4-4)	THOMAS, Shaquille vs Appalachian St. (11/16/13)
	1.000 (3-3)	CAUPAIN, Troy vs Appalachian St. (11/16/13)
Rebounds	12	JACKSON, Justin vs UMass Lowell (11/26/13)
	10	JACKSON, Justin vs NC State (11/12/13)
Assists	6	KILPATRICK, Sean vs Kennesaw St. (11/29/13)
	5	THOMAS, Shaquille vs UMass Lowell (11/26/13)
Steals	3	SANDERS, Jermaine vs Kennesaw St. (11/29/13)
	3	JACKSON, Justin vs UMass Lowell (11/26/13)
	3	KILPATRICK, Sean vs Campbell (11/20/13)
	3	RUBLES, Titus vs Campbell (11/20/13)
	3	JACKSON, Justin vs Campbell (11/20/13)
	3	RUBLES, Titus vs North Carolina Centr (11/08/13)
	3	KILPATRICK, Sean vs North Carolina Centr (11/08/13)
Blocked Shots	5	JACKSON, Justin vs Campbell (11/20/13)
	4	JACKSON, Justin vs Kennesaw St. (11/29/13)
	4	JACKSON, Justin vs Appalachian St. (11/16/13)
	4	JACKSON, Justin vs NC State (11/12/13)
Turnovers	5	KILPATRICK, Sean vs Kennesaw St. (11/29/13)

	3	LAWRENCE, Jermaine vs UMass Lowell (11/26/13)
	3	RUBLES, Titus vs UMass Lowell (11/26/13)
	3	THOMAS, Shaquille vs Campbell (11/20/13)
	3	JACKSON, Justin vs Campbell (11/20/13)
	3	LAWRENCE, Jermaine vs Campbell (11/20/13)
	3	RUBLES, Titus vs Appalachian St. (11/16/13)
	3	LAWRENCE, Jermaine vs Appalachian St. (11/16/13)
	3	THOMAS, Shaquille vs North Carolina Centr (11/08/13)
	3	RUBLES, Titus vs North Carolina Centr (11/08/13)
Fouls	5	LAWRENCE, Jermaine vs UMass Lowell (11/26/13)
	4	LAWRENCE, Jermaine vs Kennesaw St. (11/29/13)
	4	JOHNSON, Kevin vs Kennesaw St. (11/29/13)
	4	JACKSON, Justin vs North Carolina Centr (11/08/13)



**The Automated ScoreBook**  
**Cincinnati Opponent High/Low Analysis (as of Nov 29, 2013)**  
**All games**



**OPPONENT INDIVIDUAL GAME HIGHS**

Points	27	INGRAM,Jeremy vs North Carolina Centr (11/08/13)
	17	RYAN, Andrew vs Campbell (11/20/13)
	16	LEONARD, Darius vs Campbell (11/20/13)
	13	McCARTER, Reco vs Campbell (11/20/13)
	13	Warren, T.J. vs NC State (11/12/13)
	13	Turner, Ralston vs NC State (11/12/13)
Field Goals Made	7	LEONARD, Darius vs Campbell (11/20/13)
	7	INGRAM,Jeremy vs North Carolina Centr (11/08/13)
Field Goal Att.	15	Warren, T.J. vs NC State (11/12/13)
	14	BASKIN, Tevin vs Appalachian St. (11/16/13)
	14	INGRAM,Jeremy vs North Carolina Centr (11/08/13)
FG Pct (min 5 made)	.833 (5-6)	KOBANI, Mike vs Appalachian St. (11/16/13)
	.700 (7-10)	LEONARD, Darius vs Campbell (11/20/13)
3-Point FG Made	5	RYAN, Andrew vs Campbell (11/20/13)
	4	Turner, Ralston vs NC State (11/12/13)
3-Point FG Att.	8	RYAN, Andrew vs Campbell (11/20/13)
	7	Turner, Ralston vs NC State (11/12/13)
3-Pt FG Pct (min 2 made)	.750 (3-4)	Tyler Livingston vs UMass Lowell (11/26/13)
	.667 (2-3)	LEONARD, Darius vs Campbell (11/20/13)
	.667 (2-3)	RAY, Quinton vs Campbell (11/20/13)
Free Throws Made	11	INGRAM,Jeremy vs North Carolina Centr (11/08/13)
	5	COLEMAN, Orlando vs Kennesaw St. (11/29/13)
	5	DJ Mlachnik vs UMass Lowell (11/26/13)
	5	HOUSTON,Alfonzo vs North Carolina Centr (11/08/13)
Free Throw Att.	16	INGRAM,Jeremy vs North Carolina Centr (11/08/13)
	7	Chad Holley vs UMass Lowell (11/26/13)
FT Pct (min 3 made)	.833 (5-6)	COLEMAN, Orlando vs Kennesaw St. (11/29/13)
	.833 (5-6)	DJ Mlachnik vs UMass Lowell (11/26/13)
	.833 (5-6)	HOUSTON,Alfonzo vs North Carolina Centr (11/08/13)
Rebounds	10	Warren, T.J. vs NC State (11/12/13)
	8	COPELAND,Jay vs North Carolina Centr (11/08/13)
Assists	6	RAY, Quinton vs Campbell (11/20/13)
	4	RYAN, Andrew vs Campbell (11/20/13)
	4	NEAL, Mike vs Appalachian St. (11/16/13)
	4	CHAPMAN, Emanuel vs North Carolina Centr (11/08/13)
Steals	4	CHAPMAN, Emanuel vs North Carolina Centr (11/08/13)
	3	Kerry Weldon vs UMass Lowell (11/26/13)
	3	BASKIN, Tevin vs Appalachian St. (11/16/13)
Blocked Shots	3	Parris Massey vs UMass Lowell (11/26/13)
	2	SPAGNOLO, Tommy vs Appalachian St. (11/16/13)
	2	BASKIN, Tevin vs Appalachian St. (11/16/13)
Turnovers	8	DJ Mlachnik vs UMass Lowell (11/26/13)
	5	MORENA, Bernard vs Kennesaw St. (11/29/13)
	5	Akeem Williams vs UMass Lowell (11/26/13)
	5	RAY, Quinton vs Campbell (11/20/13)
Fouls	5	Kerry Weldon vs UMass Lowell (11/26/13)
	5	PARKS,Jordan vs North Carolina Centr (11/08/13)
	5	COPELAND,Jay vs North Carolina Centr (11/08/13)
	5	INGRAM,Jeremy vs North Carolina Centr (11/08/13)