

## 2019-20 SCHEDULE/RESULTS

DAY/DATE	OPPONENT	TV	TIME/RESULT
Thurs./Oct. 31	Thomas More (Exhibition)	Bearcats TV	W, 79-36
Wed./Nov. 6	at No. 18 Ohio State	FS1	L, 56-64
Mon./Nov. 11	Drake	FSO/ESPN3	W, 81-59
Thurs./Nov. 14	Alabama A&M	FSO/ESPN3	W, 85-53

### PARADISE JAM (ST. THOMAS, U.S. VIRGIN ISLANDS)

Fri./Nov. 22	vs. Illinois State-1	FloHoops	W, 66-65
Sun./Nov. 24	vs. Bowling Green-1	FloHoops	[OT] L, 84-91
Mon./Nov. 25	vs. Valparaiso-1	FloHoops	[OT] W, 81-77

Sat./Nov. 30	UNLV	FSO/ESPN3	7 p.m.
Tues./Dec. 3	Vermont	CBS Sports Network	7 p.m.
Sat./Dec. 7	at Xavier-2	FS1	5 p.m.
Sat./Dec. 14	Colgate	FSO/ESPN3	7 p.m.
Wed./Dec. 18	Tennessee	ESPN2	7 p.m.

### CHICAGO LEGENDS (CHICAGO, ILL.)

Sat./Dec. 21	vs. Iowa-3	Big Ten Network	9 p.m.
--------------	------------	-----------------	--------

Wed./Jan. 1	UConn •	CBS Sports Network	7 p.m.
Sat./Jan. 4	at Tulane •	CBS Sports Network	4 p.m.
Wed./Jan. 8	Tulsa •	ESPN2/ESPNU	7 p.m.
Sat./Jan. 11	at UCF •	ESPN2	Noon
Thurs./Jan. 16	at Memphis •	ESPN	7 p.m.
Sun./Jan. 19	ECU •	ESPNU	6 p.m.
Wed./Jan. 22	at Temple •	ESPNNews	7 p.m.
Tues./Jan. 28	SMU •	ESPNNews	7 p.m.
Sat./Feb. 1	Houston •	ESPN2	6 p.m.
Thurs./Feb. 6	at Wichita State •	ESPN/ESPN2	7 p.m.
Sun./Feb. 9	at UConn •	CBS Sports Network	Noon
Thurs./Feb. 13	Memphis •	ESPN/ESPN2	7 p.m.
Sun./Feb. 16	at ECU •	CBS Sports Network	Noon
Wed./Feb. 19	UCF •	ESPN2/ESPNU	7 p.m.
Sun./Feb. 23	Wichita State •	ESPN	1 p.m.
Sun./Mar. 1	at Houston •	ESPN	1 p.m.
Tues./Mar. 3	at USF •	ESPNU	7 p.m.
Sat./Mar. 7	Temple •	CBS Sports Network	8 p.m.

### AMERICAN CHAMPIONSHIP (FORT WORTH, TEXAS)

Thurs.-Sun./	TBA-4	ESPN Networks	TBA
Mar. 12-15			

### NCAA CHAMPIONSHIP

Tues.-Wed./	First Four-5	Turner	TBA
Mar. 17-18			
Thurs.-Sun./	First & Second Rounds-6	CBS/Turner	TBA
Mar. 19-22			
Thurs.-Sun./	Regional Semifinals & Finals-7	CBS/Turner	TBA
Mar. 26-29			
Sat.-Mon./	Final Four & Championship-8	CBS/Turner	TBA
Apr. 4-6			

**Notes:** All times listed are Eastern and subject to change. Home games are in **boldface**.

(•) - Denotes American Athletic Conference game.

**Key:** 1-Paradise Jam (University of the Virgin Islands' Sports and Fitness Center);

2-Skyline Chili Crosstown Shootout (Cintas Center);

3-Chicago Legends (United Center);

4-American Championship (Dickies Arena);

5-NCAA Championship First Four site: Dayton, Ohio (University of Dayton Arena);

6-NCAA Championship First and Second Round sites: Albany, N.Y. (Times Union Center);

Spokane, Wash. (Spokane Veterans Memorial Arena); St. Louis, Mo. (Enterprise Center);

Tampa, Fla. (Amalie Arena); Greensboro, N.C. (Greensboro Coliseum); Omaha, Neb.

(CenturyLink Center Omaha); Sacramento, Calif. (Golden 1 Center); Cleveland (Quicken

Loans Arena);

7-NCAA Championship Regional sites: Indianapolis (Lucas Oil Stadium); Los Angeles,

Calif. (STAPLES Center); Houston (Toyota Center);

8-NCAA Championship Final Four site: Atlanta (Mercedes-Benz Superdome).



**2 NATIONAL TITLES // 6 FINAL FOURS // 8 ELITE EIGHTS // 10 SWEET SIXTEENS**

**33 NCAA TOURNAMENTS // 40 CONFERENCE CHAMPIONSHIPS**

**UNLV (3-5) AT CINCINNATI (4-2)**

**SATURDAY, NOV. 30 // 7 P.M. ET // FIFTH THIRD ARENA // CINCINNATI, OHIO**

## GAME AT A GLANCE

**SERIES INFO:** Seventh Meeting; Cincinnati leads 6-0 overall; Cincinnati leads 2-0 in Cincinnati and 4-0 in Las Vegas

**LAST MEETING:** Cincinnati won 65-61 on Dec. 1, 2018 at Thomas & Mack Center in Las Vegas

**STREAK:** Cincinnati - 6

**COACHES:** John Brannen is in his first season at Cincinnati (4-2); sixth season overall (86-54)

T.J. Otzelberger is in his first season at UNLV (3-5); fourth season overall (73-38)

**AP/USA TODAY RANKINGS (NOV. 25):** Cincinnati (RV/RV); UNLV (--/--)

**RADIO:** 700 WLW; **Dan Hoard** provides play-by-play with color analyst **Kevin Johnson**

**TV:** FOX Sports Ohio; **Tom Gelehrter** provides play-by-play with color analyst **Terry Nelson**

**JOIN THE CONVERSATION (TWITTER, FACEBOOK & INSTAGRAM):** @GoBearsMBB or GoBearsMBB

## CINCINNATI PROBABLE STARTERS

NO.	NAME	POS.	HT.	WT.	CL.-EXP.	HOMETOWN	GP-GS	PPG	RPG	APG	MIN
0	Chris McNeal	G	6-1	190	Gr.-TR	Jackson, Tenn.	6-6	8.3	3.7	2.3	30.3
34	Jarron Cumberland	G	6-5	210	Sr.-3L	Wilmington, Ohio	4-4	14.5	2.5	1.5	27.8
2	Keith Williams	G	6-5	215	Jr.-2L	Brooklyn, N.Y.	6-6	10.8	3.3	1.7	25.3
13	Trevon Scott	F	6-8	225	R-Sr.-3L	Townsend, Ga.	6-6	9.7	10.0	1.3	28.2
33	Chris Vogt	C	7-1	260	Jr.-TR	Mayfield, Ky.	6-6	13.0	7.3	1.0^	26.0

### OFF THE BENCH

21	Jaevin Cumberland	G	6-3	185	Gr.-TR	Wilmington, Ohio	6-2	10.3	1.2	2.5	24.0
35	Jaume "Jay" Sorolla	C	7-0	260	Gr.-TR	Barcelona, Spain	3-0	6.3	5.0	1.7	17.7
3	Mika Adams-Woods	G	6-3	185	Fr.-HS	Syracuse, N.Y.	5-0	3.4	1.6	0.8	12.4
23	Zach Harvey	G	6-5	195	Fr.-HS	Topeka, Kan.	6-0	2.2	0.7	1.2	11.3
20	Mamoudou Diarra	F	6-9	220	R-So.-1L	Bamako, Mali	6-0	1.5	3.3	0.5	9.5
1	Jeremiah Davenport	G	6-7	205	Fr.-HS	Cincinnati, Ohio	6-0	3.0	2.5	0.3*	9.5
5	Trevor Moore	G	6-5	190	Jr.-2L	Houston, Texas	5-0	1.2	1.4	0.6	6.6
31	Sam Martin	G	5-10	170	Jr.-2L	Cincinnati, Ohio	2-0	0.0	0.0	0.0	1.0
32	John Koz	G	6-1	200	Sr.-3L	Cleveland, Ohio	2-0	0.0	0.0	0.0	1.0
45	Rob Banks	F	6-5	200	Fr.-HS	Bracknell, England	2-0	0.0	0.0	0.0	1.0
44	Adam Cook	F	6-6	180	Jr.-HS	Marysville, Ohio	-	-	-	-	-
24	Prince Toyambi	F	6-7	225	R-Fr. HS	Kinshasa, Congo	-	-	-	-	-

Starters listed based on last game; ^-Blocks; \*-Steals

## CINCINNATI STORYLINES

- » Entering Tuesday's action, **Chris Vogt** ranked fifth in the nation and first in the AAC, shooting 73.8 percent (31 of 42) from the field. He leads the team with 78 points this season, averaging 13.0 points and 7.3 rebounds.
- » **Trevon Scott** entered Tuesday ranked second in the AAC and 28th in the nation, averaging 10.0 rebounds. He has recorded 10 or more rebounds four times this season and earned his first double-double of the year against Valparaiso with 12 points and 11 rebounds.
- » **Jarron Cumberland** scored a game-high 23 points in the Bearcats' win over Illinois State (11/22). It marked his 21st career game with 20 or more points. He leads UC, averaging 14.5 points this season.

- » **Jaevin Cumberland** leads the AAC through Monday's action, averaging 2.8 3-pointers. His .386 3-point shooting percentage ranks 14th in the league.
- » He scored a season-high 21 points with six 3-pointers against Bowling Green (11/24).
- » Saturday's UNLV game marks only the third time the Bearcats will play at home in November. It's the fewest November home games on a UC schedule since the 2009-10 season (two games). That season the Bearcats played in the Maui Invitational in November.
- » UC was predicted to finish third in the American Athletic Conference (behind Memphis and Houston, who tied for first) according to a preseason polling of league coaches in October.

## 2019-20 CINCINNATI NUMERICAL ROSTER

NO.	NAME	POS.	HT.	WT.	CLASS-EXP.	HOMETOWN/HIGH SCHOOL/LAST SCHOOL
0	Chris McNeal	G	6-1	190	Gr.-TR	Jackson, Tenn./South Side HS/Tennessee Tech
1	Jeremiah Davenport	G	6-7	205	Fr.-HS	Cincinnati, Ohio/Moeller HS/Hargrave Military Academy
2	Keith Williams	G	6-5	215	Jr.-2L	Brooklyn, N.Y./Bishop Loughlin Memorial
3	Mika Adams-Woods	G	6-3	185	Fr.-HS	Syracuse, N.Y./Bishop Ludden HS/New Hampton School (N.H.)
5	Trevor Moore	G	6-5	190	Jr.-2L	Houston, Texas/Phillis Wheatley HS/South Kent Prep (Conn.)
13	Trevon Scott	F	6-8	225	R-Sr.-3L	Townsend, Ga./McIntosh County Academy
20	Mamoudou Diarra	F	6-9	220	R-Sr.-1L	Bamako, Mali/22 Feet Academy (S.C.)
21	Jaevin Cumberland	G	6-3	185	Gr.-TR	Wilmington, Ohio/Wilmington HS/Oakland
23	Zach Harvey	G	6-5	195	Fr.-HS	Topeka, Kan./Hayden HS/Prolific Prep Academy (Calif.)
24	Prince Toyambi	F	6-7	225	R-Fr. HS	Kinshasa, Congo/Fresno HS (Calif.)
31	Sam Martin #	G	5-10	170	Jr.-2L	Cincinnati, Ohio/Summit Country Day
32	John Koz #	G	6-1	200	Sr.-3L	Cleveland, Ohio/Bay HS
33	Chris Vogt	C	7-1	260	Jr.-TR	Mayfield, Ky./Graves County HS/Northern Kentucky
34	Jarron Cumberland	G	6-5	210	Sr.-3L	Wilmington, Ohio/Wilmington HS
35	Jaume "Jay" Sorolla	C	7-0	260	Gr.-TR	Barcelona, Spain/Sunrise Christian Academy (Kansas)/Valparaiso
44	Adam Cook #	F	6-6	180	Jr.-HS	Marysville, Ohio/Marysville HS
45	Rob Banks #	F	6-5	200	Fr.-HS	Bracknell, England/Gould Academy

## 2019-20 CINCINNATI ALPHABETICAL ROSTER

NO.	NAME	POS.	HT.	WT.	CLASS-EXP.	HOMETOWN/HIGH SCHOOL/LAST SCHOOL
3	Mika Adams-Woods	G	6-3	185	Fr.-HS	Syracuse, N.Y./Bishop Ludden HS/New Hampton School (N.H.)
45	Rob Banks #	F	6-5	200	Fr.-HS	Bracknell, England/Gould Academy
44	Adam Cook #	F	6-6	180	Jr.-HS	Marysville, Ohio/Marysville HS
21	Jaevin Cumberland	G	6-3	185	Gr.-TR	Wilmington, Ohio/Wilmington HS/Oakland
34	Jarron Cumberland	G	6-5	210	Sr.-3L	Wilmington, Ohio/Wilmington HS
1	Jeremiah Davenport	G	6-7	205	Fr.-HS	Cincinnati, Ohio/Moeller HS/Hargrave Military Academy
20	Mamoudou Diarra	F	6-9	220	R-Sr.-1L	Bamako, Mali/22 Feet Academy (S.C.)
23	Zach Harvey	G	6-5	195	Fr.-HS	Topeka, Kan./Hayden HS/Prolific Prep Academy (Calif.)
32	John Koz #	G	6-1	200	Sr.-3L	Cleveland, Ohio/Bay HS
0	Chris McNeal	G	6-1	190	Gr.-TR	Jackson, Tenn./South Side HS/Tennessee Tech
31	Sam Martin #	G	5-10	170	Jr.-2L	Cincinnati, Ohio/Summit Country Day
5	Trevor Moore	G	6-5	190	Jr.-2L	Houston, Texas/Phillis Wheatley HS/South Kent Prep (Conn.)
13	Trevon Scott	F	6-8	225	R-Sr.-3L	Townsend, Ga./McIntosh County Academy
35	Jaume "Jay" Sorolla	C	7-0	260	Gr.-TR	Barcelona, Spain/Sunrise Christian Academy (Kansas)/Valparaiso
24	Prince Toyambi	F	6-7	225	R-Fr. HS	Kinshasa, Congo/Fresno HS (Calif.)
33	Chris Vogt	C	7-1	260	Jr.-TR	Mayfield, Ky./Graves County HS/Northern Kentucky
2	Keith Williams	G	6-5	215	Jr.-2L	Brooklyn, N.Y./Bishop Loughlin Memorial

# - Walk-on

### COACHING & SUPPORT STAFF

Head Coach: John Brannen (First season at UC; Sixth season overall)  
 Assistant Coaches: Jayson Gee, Sean Dwyer, Tim Morris  
 Assistant to the Head Coach/Recruiting Coordinator: Jake Luhn  
 Director of Basketball Operations: Craig Heatherly  
 Director of Player Personnel: Rodney Crawford

Video Coordinator: George Neilson  
 Graduate Assistant: Mike Bueter  
 Senior Associate AD/Medical Services: Bob Mangine  
 Director of Sports Performance: Mike Rehfeldt

## PRONUNCIATION

MIKA Adams-Woods	MY-ka
JARRON Cumberland	JAIR-in
MAMOUDOU DIARRA	MAMA-doo DEE-are-uh
John KOZ	rhymes with nose
JAUME "Jay" Sorolla	JAW-may "Jay" Sorolla
Prince TOYAMBI	toy-YAHM-bee
Chris VOGT	Vote

## ROSTER INFORMATION

### By State/Country

Democratic Republic of Congo	(1) Prince Toyambi
England	(1) Rob Banks
Georgia	(1) Trevon Scott
Kansas	(1) Zach Harvey
Kentucky	(1) Chris Vogt
Mali	(1) Mamoudou Diarra
New York	(2) Mika Adams-Woods, Keith Williams
Ohio	(6) Adam Cook, Jaevin Cumberland, Jarron Cumberland, Jeremiah Davenport, John Koz, Sam Martin
Spain	(1) Jaume "Jay" Sorolla
Tennessee	(1) Chris McNeal
Texas	(1) Trevor Moore

### By Class

True Freshmen	(4) Mike Adams-Woods, Robert Banks, Jeremiah Davenport, Zach Harvey
R-Freshmen	(1) Prince Toyambi
R-Sophomores	(1) Mamoudou Diarra
Juniors	(5) Adam Cook, Sam Martin, Trevor Moore, Chris Vogt, Keith Williams
Seniors	(2) Jarron Cumberland, John Koz
R-Seniors	(1) Trevon Scott
Graduate Transfers	(3) Jaevin Cumberland, Chris McNeal, Jamue "Jay" Sorolla

### By Height

7-1	(1) Chris Vogt
7-0	(1) Jaume "Jay" Sorolla
6-9	(1) Mamoudou Diarra
6-8	(1) Trevon Scott
6-7	(2) Jeremiah Davenport, Prince Toyambi
6-6	(1) Adam Cook
6-5	(4) Jarron Cumberland, Zach Harvey, Trevor Moore, Keith Williams
6-4	(1) Robert Banks
6-3	(2) Mika Adams-Woods, Jaevin Cumberland
6-2	(1) David Sanford
6-1	(2) John Koz, Chris McNeal
5-10	(1) Sam Martin

## CINCINNATI QUICK FACTS

### GENERAL INFORMATION

Location	Cincinnati, OH 45221
Founded	1819
Enrollment	46,388
Nickname	Bearcats
Colors	Red (PMS: 186) and Black
Arena (Capacity)	Fifth Third Arena (12,012)
Affiliation	NCAA Division I
Conference	American Athletic Conference
President	Neville Pinto
Acting Director of Athletics	Ryan Hays
Faculty Representative	Brian Hatch
Department of Athletics Phone	(513) 556-4603
Athletics Ticket Office Phone	(877) CATS-TIX

### ATHLETIC COMMUNICATIONS

Asst. AD/Primary Basketball Contact	Andre Foushee
Office/Cell Phone	(513) 556-5182/(859) 797-7871
Email Address	Andre.Foushee@uc.edu
Assoc. Director/Secondary Basketball Contact	Alex Ryan
Office/Cell Phone	513-556-0618/(513) 623-9992
Email Address	Alex.Ryan@uc.edu

### BASKETBALL STAFF

Head Coach	John Brannen (Marshall, 1997)
Basketball Office Phone	(513) 556-5847
Assistant Coach	Jayson Gee (Charleston [W.Va.], 1988)
Assistant Coach	Sean Dwyer (Michigan State, 2009)
Assistant Coach	Tim Morris (Stanford, 2008)
Asst. to the Head Coach/Recruiting Coord.	Jake Luhn (UMass Boston, 2002)
Director of Operations	Craig Heatherly (UMass-Lowell, 2010)
Director of Player Personnel	Rodney Crawford (Cincinnati, 2002)
Video Coordinator	George Neilson (Alabama, 2011)
Senior Associate AD/Medical Services	Bob Mangine (Pittsburgh, 1977)
Director of Sports Performance	Mike Rehfeldt (St. Cloud State, 2005)
Graduate Assistant	Mike Bueter (Northern Kentucky, 2018)



### HISTORY

First year of basketball/All-time record	1901-02/1,820-1,017 (.642)
NCAA appearances/last	33/2019
All-time record	46-32 (.590)
National Championships	2/1961, 1962
Final Four appearances/last	6/1992
Elite Eight appearances/last	8/1996
Sweet 16 appearances/last	10/2012
Conference Regular-Season Championships/last	28/2018
Conference Tournament Championships/last	12/2019
Postseason NIT appearances/last	10/2010
All-time record	8-10 (.444)

### TEAM INFORMATION

2018-19 Record	28-7
American Athletic Conference Record (Finish)	14-4 (2nd)
Starters returning/lost	3/2
Letterwinners returning/lost	7/6
Newcomers	10
Percentage of points returning	58.2 percent (1,460 of 2,510)
Percentage of rebounds returning	76.7 percent (593 of 773)
Percentage of assists returning	52.4 percent (244 of 466)

## GAME PREVIEW

- » The University of Cincinnati (4-2) men's basketball team wraps up its November schedule Saturday, Nov. 30 when it plays host to UNLV (3-5) at Fifth Third Arena.
- » The game tips at 7 p.m. ET and will be broadcast by FOX Sports Ohio and 700 WLW. It is also available outside the FOX Sports Ohio viewing area on ESPN3.
- » Tickets are available for purchase online at GoBears.com/tickets or by calling 1-877-CATS-TIX.
- » The Bearcats took third place at the Paradise Jam on Monday with an 81-77 overtime victory over Valparaiso. Chris Vogt scored a career-high 21 points on 9-of-11 shooting. Trevon Scott posted a double-double with 12 points and 11 rebounds. Keith Williams had a season-high 17 points with seven boards.
- » UNLV concluded a four-game, eight-day homestand Tuesday with an 80-57 win over Jackson State. Amauri Hardy led the effort with a team-high 20 points and a trio of 3-pointers.
- » The Bearcats are 6-0 all-time against the Rebels, including a 65-61 win in Las Vegas a year ago.
- » **UP NEXT:** The Bearcats begin their December slate at home against Vermont on Tuesday, Dec. 3 at 7 p.m. ET. The 2019 American East Conference champions are 5-2 through Tuesday.

## SCOUTING UNLV

- » UNLV comes to Fifth Third Arena with a 3-5 record, with wins over Purdue Fort Wayne, Abilene Christian and Jackson State. The Rebels lost a pair of overtime games to Kansas State and California and also fell short at home to Texas State and SMU.
- » A trio of Rebels are averaging double figures: guard Amauri Hardy (18.3 points, 3.5 assists, 3.1 rebounds and 3.0 3-pointers/game), forward Donnie Tillman (12.0 points, 4.6 rebounds) and guard Elijah Mitrou-Long (10.9 points, 3.9 assists). Forward Cheikh Mbakke Diong is averaging 9.1 points and a team-best 10.8 rebounds and 1.8 blocks.
- » Hardy led UNLV in scoring last season, averaging 13.1 points.
- » Tillman was named the 2018-19 Pac-12 Sixth Man of the Year as a sophomore at Utah.
- » UNLV was picked to finish seventh in the Mountain West Conference according to a preseason poll of the league's media. Utah State was selected first.
- » UNLV head coach T.J. Ottselberger is in his first leading the program. He guided South Dakota State to postseason play during each of his three years with the program, including two NCAA Tournament appearances.

## UNLV SERIES HISTORY

- » Cincinnati leads the series with UNLV 6-0 overall. The Bearcats are 4-0 in Las Vegas and 2-0 in Cincinnati.
- » The Bearcats earned a 65-61 road win at UNLV last season on Dec. 1, 2018. Keith Williams led the Bearcats with 15 points. Cane Broome added 14 points.
- » **VS. THE MOUNTAIN WEST:** Cincinnati is 15-5 all-time against current members of the Mountain West: Air Force (0-0), Boise State (2-0), Colorado State (2-0), Fresno State (0-0), Nevada (0-1), New Mexico (0-2), San Diego State (0-0), UNLV (6-0), Utah State (0-0) and Wyoming (4-2).
- » UC head coach John Brannen has never coached against a team from the Mountain West Conference.

## LAST YEAR'S MEETING

- » **CINCINNATI 65, UNLV 61 (Dec. 1, 2018)**
- » **LAS VEGAS (AP)** – Keith Williams scored 15 points and grabbed eight rebounds and Cane Broome scored 14 with four assists to help Cincinnati post a wire-to-wire 65-61 victory over UNLV on Saturday.
- » Williams hit both of his 3-point tries for the Bearcats (7-1), who sank half of their 12 shots from distance.
- » Sophomore reserve Amauri Hardy hit three 3-pointers and scored a career-high 22 points to pace the Runnin' Rebels (4-3). Kris Clyburn pitched in with 12 points and nine boards and Bryce Hamilton scored 10. UNLV shot just 35 percent on its home floor (18 of 51) and made only 7 of 24 attempts from beyond the arc (29 percent).
- » The Bearcats jumped out to a 4-0 lead and never looked back. Cincinnati led 33-24 at halftime. UNLV closed to within 59-56 on Hardy's free throw with 1:45 remaining in the game, but Williams and Justin Jenifer both made 1 of 2 free throws and Jenifer sank a jumper with 34 seconds left to help preserve the Bearcats' win.
- » A boxscore from the game is at the end of this notes packet.

## VALPARAISO GAME RECAP

- » **ST. THOMAS, U.S. Virgin Islands** – Chris Vogt had a career-high 21 points as Cincinnati edged past Valparaiso 81-77 in overtime to win the third-place game of the Paradise Jam on Monday night at the University of the Virgin Islands Sports and Fitness Center.
- » Keith Williams made a pair of free throws with 20 seconds left in the extra period for an 80-77 lead. Valpo was off on a 3-pointer and Williams added a make at the line.
- » Williams finished with 17 points for Cincinnati (4-2). Trevon Scott added a double-double with 12 points and 11 rebounds, while Mika Adams-Woods had 10 points. Vogt shot 9 for 11 from the floor.
- » The Bearcats went on a 26-6 run over nearly 10 minutes in the second half for a 56-44 lead.
- » The Crusaders (4-3) answered with an 18-5 run of their own to take the lead at 62-61 on a layup by Javon Freeman-Liberty.
- » Cincinnati edged out to a 70-65 advantage on a layup and a pair of free throws by Vogt with 1:50 left in regulation. After two Freeman-Liberty free throws, Valpo's Eron Gordon hit a 3-pointer with 45 seconds left to force the overtime period.
- » Freeman-Liberty scored a career-high 32 points for Valpo. Nick Robinson added 12 points.

## PARADISE JAM NOTES

- » Cincinnati played in three exciting contests in St. Thomas, U.S. Virgin Islands last week. The Bearcats rallied past Illinois State in the opening round, coming back from 10 down inside the final eight minutes to post a 66-65 win on a layup by Jarron Cumberland with eight second left.
- » Cincinnati then played a pair of overtime thrillers, falling to Bowling Green 91-84 in the semifinals before outlasting Valparaiso 81-77 in the an extra period to claim the third-place game at the Paradise Jam.
- » Chris Vogt scored a team-high 44 points at the event, shooting 80.0 percent (16 of 20) from the floor. He averaged 14.7 points and 9.0 rebounds for the tournament.
- » Trevon Scott nearly averaged a double-double as well with 11.3 points and a team-best 9.7 rebounds. He also had a team-high five steals.

- » Jarron Cumberland scored 23 points in UC's win over Illinois State in the first round. He suffered an ankle injury during the Bowling Green game and sat out the Valparaiso contest.
- » Keith Williams averaged 11.3 points and shot a team-best 80 percent (8 of 10) from the foul line.

## TIP-INS

- » **CLUSTER OF GAMES:** Saturday's contest with UNLV marks the fourth of six games for the Bearcats during a span of 16 days. From UC's game with Illinois State (11/22) to open the Paradise Jam through the annual Skyline Chili Crosstown Shootout at Xavier (12/7), a week from today, the Bearcats will play six times with four of those games taking place away from Fifth Third Arena.
- » **JAEVIN FOR THREE:** Jaevin Cumberland made six 3-pointers in the loss to Bowling Green (11/24). It marked the most threes in a game since his cousin Jarron Cumberland made six against Wichita State on Feb. 17, 2019. Jaevin has made as many as seven threes in a game twice during his career, including a 27-point effort against John Brannen's NKU squad last season in the Horizon League tournament.
- » **JARRON CUMBERLAND'S 20-POINT GAME:** Senior guard Jarron Cumberland scored a game-high 23 points in the Bearcats' win over Illinois State (11/22). It marked his 21st career game with 20 or more points. He has scored in double figures in 37 of his last 39 games dating back to last season. He scored seven of UC's final 17 points during the Bearcats' rally from a 10-point deficit to Illinois State (11/22) with 7:48 remaining.
- » **OVERTIME WIN STREAK ENDS:** Cincinnati saw its modest four-game win streak in overtime contests end Sunday with a 91-84 setback to Bowling Green (11/24). It ranked as the sixth longest active overtime win streak in the nation. UC's last overtime loss prior to Sunday was the 4-overtime thriller against UConn in the 2016 AAC Tournament quarterfinals.
- » **FREE THROWS GALORE:** Cincinnati shot 55 free throws against Bowling Green (11/24). It tied for the third most attempts in a single game in school history. The Bearcats also attempted 55 free throws against UAB during the 1997-98 season. The single-game school record is 59 against Arkansas-Pine Bluff during 2015-16.

## TOUGH NON-LEAGUE SCHEDULE

- » Cincinnati owns one of the nation's toughest nonconference schedule's according to CBSSports.com. The Bearcats' non-league slate ranks tied for third with Kansas and North Carolina.
- » UC's nonconference schedule includes road games at preseason No. 18 Ohio State and No. 19 Xavier.
- » Challenging home matchups include contests with 2019 NCAA Sweet 16 participant Tennessee (12/18); 2019 Missouri Valley co-champion Drake (11/11); last year's American East Conference champion Vermont (12/3); and 2019 Patriot League co-champion Colgate (12/14).
- » The Bearcats will battle 2019 NCAA tournament participant Iowa (12/21) in Chicago.
- » **NON-LEAGUE SCHEDULE HIGHLIGHTS:** Ten teams won 20 or more games ... Nine teams advanced to postseason play ... Seven teams finished first or second in their league ... Six teams participated in the NCAA Tournament ... Six teams finished in the Top 100 of the 2018-19 NET Rankings.



## - SEASON NOTES -

### COACHES PICK BEARCATS THIRD IN AAC;

### CUMBERLAND TABBED PRESEASON

### PLAYER OF THE YEAR

- » American Athletic Conference coaches predicted a third-place finish for Cincinnati at AAC Media Day on Oct. 14. The Bearcats received 94 points. Houston and Memphis tied for first, garnering 113 points each. The predicted order of finish for the remaining AAC teams follows: Wichita State (88 points), USF (79), UConn (75), Temple (72), SMU (47), UCF (40), Tulsa (36), ECU (20) and Tulane (15).
- » UC's Jarron Cumberland was tabbed the league's preseason player of the year. He also was a unanimous first-team selection for the second consecutive year.

### UC RETURNING STATISTICAL LEADERS

CATEGORY	STAT	PLAYER
Scoring	18.8*	Jarron Cumberland
Field Goals	207*	Jarron Cumberland
Three-Pointers	80*	Jarron Cumberland
Free Throws	163*	Jarron Cumberland
Rebounding	6.9*	Trevon Scott
Assists	127*	Jarron Cumberland
Blocks	31	Keith Williams
Steals	40*	Jarron Cumberland
Minutes	32.5*	Jarron Cumberland

\* - team leader in 2018-19

### COACHES IN FIRST YEAR AT CINCINNATI

- » John Brannen was named the 27th head coach in Cincinnati men's basketball history on April 14, 2019.
- » Brannen is only the fourth coach to lead the Bearcats since 1989-90: Bob Huggins (1990-2005), Andy Kennedy (2006) and Mick Cronin (2007-2019).

#### FIRST SEASON RESULTS OF CINCINNATI COACHES (SINCE 1947)

COACH (FIRST YEAR)	W-L (WIN %)	RESULT
John Wiethe (1946-47)	17-9 (.654)	1st Place in MAC
George Smith (1952-53)	11-13 (.458)	2nd Place in MAC
Ed Jucker (1960-61)	27-3 (.900)	1st Place in MVC; NCAA Champions
Tay Baker (1965-66)	21-7 (.750)	1st Place in MVC; NCAA Appearance
Gale Catlett (1972-73)	17-9 (.654)	Independent
Ed Badger (1978-79)	13-14 (.481)	4th in Metro
Tony Yates (1983-84)	3-25 (.107)	8th in Metro
Bob Huggins (1989-90)	20-14 (.588)	2nd in Metro
Andy Kennedy (2005-06)	21-13 (.618)	8th in BIG EAST
Mick Cronin (2006-07)	11-19 (.367)	16th in BIG EAST

### BEARCAT HEADLINERS

#### #34 JARRON CUMBERLAND, G

##### 2019-20 PRESEASON HONORS/WATCH LISTS:

- AAC Preseason Player of the Year (coaches)
- Jerry West Shooting Guard of the Year Award (20 players)
- Citizen Naismith Men's Player of the Year (50 players)
- Wendy's Wooden Award (50 players)
- Lute Olsen Player of the Year (40 players)
- NABC Player of the Year (20 players)
- First-Team All-America (Lindy's Sports Magazine)
- Second Team All-America (Sporting News)
- Second Team All-America (The Athletic)
- Third-Team All-America (NBCSports.com)
- Ranked No. 8 among nation's Top 50 Players (SBNation.com)
- Ranked No. 10 among nation's Top 100 Players (CBS Sports)
- Ranked No. 13 among nation's Top 25 Players (ESPN.com)

#### 2018-19 HONORS:

- Associated Press Honorable Mention All-America (2019)
- AAC Player of the Year (2019)
- AAC Championship Most Outstanding Player (2019)
- Unanimous First Team All-AAC selection (2019)
- Recognized by The American nine times for weekly awards, including AAC Player of the Week (five weeks) and AAC Weekly Honor Roll (four weeks) .
- Named one of 10 semifinalist for the Jerry West Shooting Guard of the Year Award (2019).
- Named to midseason watch lists for the Citizen Naismith and Lute Olsen Player of Year Awards (2019).
- » **2019-20 SEASON NOTES:** Cumberland is the AAC's top returning scorer for 2019-20 season (18.8 points).
- » Cumberland is Cincinnati's first returning league player of the year since Steve Logan (Conference USA in 2001 and 2002).
- » Cumberland is the AAC's first returning player of the year winner since SMU's Nic Moore (2015 and 2016).
- » **2018-19 NOTES & STATS:** Started all 35 games in 2018-19, averaging 18.8 points, 4.4 rebounds, 3.6 assists and 1.1 steals in 32.5 minutes.
- » Averaged 23.3 points, 6.0 rebounds and 4.3 assists during the AAC Tournament. Set an AAC Tournament championship game record, scoring 33 points on 11-of-24 shooting with eight rebounds against No. 11 Houston (3/17).
- » Ranked among AAC leaders in eight categories in 2018-19: points (third at 18.8), three-point field goal percentage (seventh at .388), three-point field goals made, (seventh at 2.3), free throw percentage (10th at .773), assists (11th at 3.6), assist-to-turnover ratio (13th at 1.3), minutes played (14th at 32.5) and steals (15th at 1.1).
- » Scored 657 points during 2018-19, the 10th most points scored in a season at UC while becoming the 53rd member of UC's 1,000-point club. He enters 2019-20 ranked 20th on the all-time scoring list with 1,363 career points.
- » **CHART CHASING:** Cumberland needs 31 points to move past Dwight Jones (1,451 points from 1980-83) for 17th place on UC's all-time scoring list.
- » Cumberland also ranks tied for eighth in career 3-point field goal percentage at .358 (183 of 511).

#### POINTS (CAREER - CINCINNATI HISTORY)

RK	NAME (YEARS)	POINTS
1.	Oscar Robertson (1958-60)	2,973
2.	Sean Kilpatrick (2011-14)	2,145
3.	Steve Logan (1999-2002)	1,985
--		
14.	Robert Miller (1975-78)	1,498
15.	Yancy Gates (2009-18)	1,485
16.	Gary Clark (2015-18)	1,462
17.	Dwight Jones (1980-83)	1,451
18.	Jarron Cumberland (2017-Present)	1,421

#### 3-POINT FG PERCENTAGE (CAREER - CINCINNATI HISTORY)

RK	NAME (YEARS)	3FG% (ATT-M)
1.	Field Williams (2001-04)	.401 (262-654)
2.	Justin Jenifer (2016-19)	.398 (117-294)
3.	Darnell Burton (1994-1997)	.394 (306-777)
4.	LaZelle Durden (1993-95)	.385 (260-675)
5.	Steve Logan (1999-2002)	.378 (258-682)
6.	Jacob Evans III (2016-18)	.377 (174-462)
7.	Farad Cobb (2015-2016)	.366 (127-347)
T8.	Jarron Cumberland (2017-Present)	.358 (183-511)
T8.	Nick Van Exel (1992-93)	.358 (147-411)

#### #13 TREVON SCOTT, F

##### 2018-19 HONORS:

- AAC All-Tournament Team
- » **2018-19 SEASON NOTES:** Trevon Scott was named to the AAC Championship All-Tournament Team (2019), averaging 13.7 points and a team-high 9.3 rebounds.
- » Started all 35 games during 2018-19, averaging 9.3 points, 6.9 rebounds and 1.5 assists in 30.6 minutes.
- » Ranked among AAC leaders in five categories in 2018-19: rebounds (seventh at 6.9), offensive rebounds (seventh at 2.3), defensive rebounds (ninth at 4.5), field goal percentage (14th at .472) and minutes played (19th at 30.6).
- » Registered five double-doubles in 2018-19, including 17 points and a career-high 12 rebounds against SMU in the quarterfinals of the AAC Championship.
- » Led the Bearcats in rebounding in 19 games in 2018-19.
- » **2019-20 SEASON:** Scott entered Tuesday ranked second in the AAC and 28th in the nation, averaging 10.0 rebounds this season. His 60 rebounds in UC's first six games, marks the forward's highest six-game total of his career.
- » Scott has recorded 10 or more rebounds four times this season and earned his first double-double of the season against Valparaiso with 12 points and 11 rebounds.
- » He tied a career-high with 12 at then-No. 18 Ohio State (11/6).
- » Scott has led UC in rebounding in 23 times since the start of last season. He led the Bearcats, averaging 6.9 rebounds last season.
- » Scott also scored a season-high 18 points on 7-of-10 shooting from the floor against Alabama A&M (11/14).
- » **AMONG AAC LEADERS:** Scott entered Tuesday's action ranked among AAC leaders in rebounds (2nd at 10.0), defensive rebounds (T2nd at 7.0), offensive rebounds (T4th at 3.0), free throw percentage (13th at .813) and blocks (T15th at 0.8).

#### #33 CHRIS VOGT, C

- » Entering Tuesday's action, Chris Vogt ranked fifth in the nation and first in the AAC, shooting 73.8 percent (31 of 42) from the field.
- » Leads the team with 78 points this season, averaging 13.0 points and 7.3 rebounds.
- » Chris Vogt owns two double-doubles on the young season with 18 points and 10 rebounds against Alabama A&M (11/14) and 13 points and a season-high 13 rebounds against Illinois State (11/22).

#### #2 KEITH WILLIAMS, G

- » **2018-19 SEASON NOTES:** Played in 35 games with 32 starts, averaging 9.9 points, 3.2 rebounds, 1.1 assists and 1.1 steals in 25.9 minutes.
- » Listed among AAC leaders in blocks (11th at 0.9).
- » Scored in double figures in 19 games with eight multi-block games.
- » **2019-20 SEASON NOTES:** Has shot the ball well to start the season, connecting on 46.9 percent (23 of 49) from the field, 36.4 percent (4 of 11) from 3-point range and 83.3 percent (15 of 18) from the free-throw line.
- » Last season, Williams shot 45.1 percent (130 of 288) from the floor, 27.6 percent (21 of 76) from beyond the arc and 70.7 percent (65 of 92) from the foul line.
- » He scored a season-high 17 points against Valparaiso (11/25) on 6-of-12 shooting.

## #21 JAEVIN CUMBERLAND, G

- » **2018-19 NOTES:** Ranked among the nation's leaders in 3-pointers per game (22nd at 3.3), three attempted (28th at 273) and 3-point field goal percentage (50th at .399) at Oakland.
- » Averaged 17.2 points a year ago and was named to the Horizon League All-Tournament team.
- » Announced his decision to join the Bearcats as a graduate transfer in early June 2019.
- » **2019-20 NOTES:** Leads the AAC through Monday's action, averaging 2.8 3-pointers. His .386 3-point shooting percentage ranks 14th in the league.
- » Owned the nation's sixth longest streak of consecutive games with a 3-pointer at 36 before missing his only two 3-point attempts in eight minutes prior to being injury early in the Illinois State contest (11/22).
- » Scored a season-high 21 points with six 3-pointers against Bowling Green (11/24). Made five threes against Drake (11/11) in the season home opener.
- » Has made at least five 3-pointers in a game on nine occasions during his career. He made a career-high seven 3-pointers at Hartford (12/16/18) and again later that season against Coach John Brannen's NKU (3/11/19) squad in the Horizon League Tournament.

## #0 CHRIS MCNEAL, G

- » **2018-19 SEASON NOTES:** Sat out the season at Tennessee Tech due to NCAA transfer rules. Announced his decision to join the Bearcats as a graduate transfer at the end of May 2019.
- » **2019-20 SEASON NOTES:** Starting point guard leads the Bearcats in minutes played (30.3) and steals (eight) through the first six games of the season.
- » Posted 10 points and four steals at then-No. 18 Ohio State (11/6) and tallied a game-high 15 points, a trio of 3-pointers and three steals in the home opener vs. Drake (11/11).
- » Tallied 17 points, seven rebounds and four assists against Bowling Green (11/24).

## LOOKING CLOSER AT BRANNEN'S SUCCESS AT NORTHERN KENTUCKY

- » John Brannen served as Northern Kentucky University's head coach for four season (2015-2016 to 2018-19), taking the Norse to unprecedented success as the school's athletics department underwent reclassification. The school gained Division I status prior to the start of the 2016-17 season and the men's basketball program preceded to compiled a 72-30 overall record the following three seasons under Brannen, making three consecutive postseason appearances (NCAA Tournament [2017, 2019], NIT [2018]), winning back-to-back Horizon League regular-season championships (2018, 2019) and claiming a pair of conference tournament titles (2017, 2019). No other school in the nation has enjoyed NKU's amount of success in its first three years.
- » In all, Brannen registered an 81-51 ledger in four seasons at Northern Kentucky.
- » The 2017 Horizon League Coach of the Year, Brannen led the Norse to a 24-11 record in 2016-17, the Horizon League Tournament title and an appearance in the NCAA Tournament in the school's first season of active status eligibility. NKU's win total was an improvement of 15 victories from the previous season, marking the third-best turnaround in the nation behind only UCLA and Minnesota.

- » Brannen guided NKU to a 22-10 mark in 2017-18, the Horizon League regular-season championship and the NIT.
- » During the 2018-19 season, NKU posted a Division I-era record 26 wins with eight losses, claiming the league regular-season championship and tournament title and its second NCAA Tournament appearance in three years.
- » Brannen's players earned 10 Horizon League postseason accolades at NKU, highlighted by Drew McDonald receiving league player of the year honors a year ago.
- » NKU finished 2018-19 ranked 11th in the nation in both total assists (592) and assists per game (16.9). The Norse also ranked nationally in field goal shooting percentage (27th at .478), scoring margin (28th at +9.6), assist-to-turnover ratio (32nd at 1.34), three-point shooting defense (34th at .314), rebound margin (43rd at +4.5) and scoring offense (44th at 78.5 points).

## FIFTH THIRD ARENA

- » Cincinnati has sold out season tickets for the second consecutive season since Fifth Third Arena (capacity 12,012) reopened after a 20-month, privately funded \$87-million renovation prior to the 2018-19 season.
- » UC averaged 11,256 fans per game last season, ranking 29th in the nation and the highest at Fifth Third Arena since 2003-04 (12,237).
- » The Bearcats have registered a 403-81 record (.833 win percentage) at the arena since its opening for the 1989-90 campaign. UC was 16-2 at home in 2018-19.
- » While Fifth Third Arena was undergoing renovation during the 2017-18 season, Cincinnati played its home schedule at BBGT Arena on the campus of Northern Kentucky University where current UC head coach John Brannen was mentoring the Norse.

## BEARCAT POINTS OF PRIDE

- » Cincinnati is one of six schools in the nation to have appeared in the last nine NCAA Tournaments, joining Duke, Gonzaga, Kansas, Michigan State and North Carolina.
- » Cincinnati's 33 NCAA Tournament appearances are tied for 12th most in the nation.
- » UC ranks 13th in the nation for most wins (1,820).
- » Cincinnati's 2017-18 squad tied the school record for wins in a season with 31. The Bearcats posted 30 wins in back-to-back seasons (2016-17 and 2017-18) for the first time in school history. UC has won 26 or more games in five of the last eight seasons and has won at least 22 games in each of the last nine seasons.
- » Since the 2011-12 academic year, 24 of 27 UC men's basketball seniors have graduated including 15 straight. Redshirt senior Trevon Scott graduated in December 2018.

## CINCINNATI TRADITION - BY THE NUMBERS

- » 2 National Titles (1961, 1962)
- » 6 Final Fours (1959-63, 1992)
- » 8 Elite Eights (Last: 1996)
- » 11 Sweet Sixteens (Last: 2012)
- » 33 NCAA Tournament Appearances
- » 23 NCAA Tournament Appearances since 1992
- » 10 NIT Appearances
- » 28 Conference Regular-Season Titles (Last: 2018)
- » 12 Conference Tournament Titles (Last: 2019)
- » 1,820 all-time wins (13th in nation)
- » 32 All-Americans (Last: Jarron Cumberland [2019])
- » 82 All-Conference Selections (Last: Jarron Cumberland [2019])
- » 57 NBA Draft Picks (Last: Jacob Evans III [2018])
- » 53 members of 1,000-point club
- » Ranked as the No. 10 program in the nation by the Associated Press in a 2017 ranking of school's with the most appearance in the AP poll.
- » 431 weeks ranked in AP Top 25
- » 212 weeks ranked in AP Top 10
- » 45 weeks ranked as AP No. 1
- » 2 Members of National Basketball Hall of Fame Jack Twyman & Oscar Robertson
- » 2 Olympic Gold Medalists Robertson (1960) & George Wilson (1964)

## OVER THE LAST NINE SEASONS (ENTERING THE SEASON)

- » Cincinnati is one of six schools in the nation to have appeared in the last nine NCAA Tournaments, joining Duke, Gonzaga, Kansas, Michigan State and North Carolina.
- » **UC'S ACHIEVEMENTS THE LAST NINE-PLUS SEASONS:**
- » 239-81 overall record (.747 win percentage)
- » 86 wins in AAC play (league best)
- » Won two AAC regular-season titles (2014, 2018) and two AAC tournament championships (2018, 2019).
- » 140-22 home record (.864 win percentage), including a 51-3 mark since the start of 2016-17.
- » Ranked in the AP Top 25 poll for 71 weeks.
- » 24 all-conference awards won by 10 different players.
- » Four former players signing with NBA teams (Troy Caupain, Gary Clark, Jacob Evans III and Sean Kilpatrick).

## AAC LEAGUE WINS - SINCE FORMATION (2013-14)

Rk	Team (First season in league)	W-L
1.	Cincinnati (2013-14)	86-22
2.	Houston (2013-14)	64-42
3.	Memphis (2013-14)	60-48
4.	Temple (2013-14)	59-48
5.	SMU (2013-14)	*57-39
6.	UConn (2013-14)	55-52
7.	Tulsa (2014-15)	54-36
8.	UCF (2013-14)	46-60

\* - Vacated 12 wins from 2013-14 season

## NCAA DIVISION I WINS - TOP 20 (THRU NOV. 25)

RK	TEAM	WINS
1.	Kentucky	2,298
2.	Kansas	2,278
3.	North Carolina	2,265
4.	Duke	2,182
5.	Temple	1,930
6.	Syracuse	1,908
7.	UCLA	1,896
8.	Notre Dame	1,886
9.	St. John's	1,859
10.	Indiana	1,842
11.	BYU	1,833
12.	Utah	1,824
13.	<b>Cincinnati</b>	<b>1,820</b>
14.	Arizona	1,819
15.	Purdue	1,806
16.	Western Kentucky	1,801
17.	Washington	1,798
T18.	Texas	1,795
T18.	Illinois	1,795
20.	Penn	1,793

## AMONG THE WINNINGEST PROGRAMS OVER THE LAST THREE SEASONS

- » Cincinnati's 93 wins since the start of the 2016-17 season are tied for fifth most in the nation behind only Gonzaga (108), Villanova (98), Duke (95) and Virginia (95) through Nov. 25.
- » The Bearcats recorded the program's first back-to-back 30-win seasons (2017-18 and 2018) before finishing 28-7 a year ago.

## MOST WINS SINCE THE START OF 2016-17 (THRU NOV. 25)

Rk	Team	16-17	17-18	18-19	19-20	Record (%)
1.	Gonzaga	37-2	32-5	33-4	6-0	108-11 (.908)
2.	Villanova	32-4	36-4	26-10	4-2	98-20 (.831)
T3.	Duke	28-9	29-8	32-6	6-0	95-23 (.805)
T3.	Virginia	23-11	31-3	35-3	4-0	95-17 (.848)
<b>T5.</b>	<b>Cincinnati</b>	<b>30-6</b>	<b>31-5</b>	<b>28-7</b>	<b>4-2</b>	<b>93-20 (.823)</b>
T5.	Michigan	26-12	33-8	30-7	4-0	93-27 (.775)
T5.	Kentucky	32-6	26-11	30-7	5-1	93-25 (.788)
T8.	UNC	33-7	26-11	29-7	4-0	92-25 (.786)
T8.	Kansas	31-5	31-8	26-10	4-1	92-24 (.793)
10.	Nevada	28-7	29-8	29-5	5-3	91-23 (.798)

## AMONG THE NATION'S BEST AT HOME

- » Cincinnati's .944 home win percentage since the start of the 2016-17 season ranks second in the nation behind only Gonzaga (.964) through Nov. 25.
- » The Bearcats are 51-3 (.944) at home overall since the start of 2016-17. Cincinnati was 18-0 at Fifth Third Arena in 2016-17; 15-1 at home during the 2017-18 campaign at BB&T Arena located on Northern Kentucky's campus; and 16-2 in newly renovated Fifth Third Arena a year ago.
- » The Bearcats are 2-0 at home in 2019-20.

## BEST HOME WIN PERCENTAGE SINCE START OF 2016-17 (THRU NOV. 25)

Team	W-L	Win%
Gonzaga	53-2	.964
<b>Cincinnati</b>	<b>51-3</b>	<b>.944</b>
Florida State	49-3	.942
South Dakota State	44-3	.936
Purdue	49-4	.926
New Mexico State	48-4	.923
Duke	48-4	.923
Michigan State	47-4	.922
Nevada	44-4	.917
Texas Tech	54-5	.915

## MOST HOME WINS SINCE START OF 2016-17 (THRU NOV. 25)

Team	Wins
Texas Tech	54
Gonzaga	53
Kentucky	52
Louisville	52
<b>Cincinnati</b>	<b>51</b>
Michigan	51
Oregon	51
Saint Mary's	51
Purdue	49
Duke	48
New Mexico State	48
Syracuse	48
Houston	47

## -2018-19 SEASON REVIEW- TEAM ACCOMPLISHMENTS

- » Earned a 28-7 overall record, finishing second in the league at 14-4.
- » Cincinnati's 89 wins over the past three seasons are tied with Duke and Michigan for third most in the nation behind only Gonzaga (102) and Villanova (94).
- » Won the AAC Tournament for the second consecutive season, marking Cincinnati's first back-to-back conference tournament titles since 1995 (Great Midwest Conference) and 1996 (Conference USA).
- » Climbed into the AP Top 25 poll for five weeks during the season, marking the ninth time in the last 10 seasons the UC program has been ranked during the year.
- » Made ninth consecutive NCAA Tournament appearance – one of six schools along with Duke, Gonzaga, Kansas, Michigan State and North Carolina.
- » Recorded a 16-2 record in the first season back at Fifth Third Arena.
- » Finished the season ranked 29th in the nation in home attendance, averaging 11,256 fans.
- » Jumped to 13th in the nation with 1,816 wins.
- » Won the Emerald Coast Classic in November.
- » Posted an 11-2 record this season in games decided by five points or less.

## NEW LOCATION IN 2019-20

- » Here's a look at where some of the members of the 2018-19 Bearcats are this season...
- » Former Head Coach Mick Cronin - UCLA  
Former Associate Head Coach Darren Savino - UCLA
- » Nysier Brooks (Sr., C) - Miami (Fla.)
- » Rashawn Fredericks (Sr., G/F) - UAB
- » LaQuill Hardnett (R-Fr., F) - Buffalo
- » Logan Johnson (So., G) - Saint Mary's (Calif.)
- » Eliel Nsoseme (Jr., F) - Georgia State

-GOBEARCATS.COM-



## THE BRANNEN FILE

- » **Hometown:** Alexandria, Ky.
- » **Alma Mater:** Marshall, 1997
- » **Family:** wife, Lisa;  
twin daughters, Jaylee and Katelyn

## COACHING EXPERIENCE

- » **1999-2000:**  
Asst. Coach, Charleston (W.Va.)
- » **2001-2002 to 2002-03:**  
Asst. Coach, Eastern Kentucky
- » **2003-04 to 2005-06:**  
Asst. Coach, St. Bonaventure
- » **2006-07 to 2008-09:**  
Asst. Coach, VCU
- » **2009-10 to 2012-13:**  
Asst. Coach, Alabama
- » **2013-14 to 2014-15:**  
Assoc. Head Coach, Alabama
- » **2015-16 to 2018-19:**  
Head Coach, Northern Kentucky

## PLAYING EXPERIENCE

- » **1993-1994 to 1994-95:**  
Morehead State
- » **1995-96 to 1996-97:**  
Marshall
  - First Team All-Southern Conference as a senior (1997)
  - Led the Southern Conference in scoring as a senior (20.9 points)
  - Scored 1,008 points in two seasons playing for Billy Donovan (1996) and Greg White (1997)

## CINCINNATI HEAD COACH JOHN BRANNEN

John Brannen was named the 27th head coach in University of Cincinnati men's basketball history on April 14, 2019.

Brannen had served as Northern Kentucky University's head coach since the 2015-2016 season, taking the Norse to unprecedented success as the school's athletics department underwent reclassification. Since earning active Division I status eligibility prior to the start of the 2016-17 season, the Norse men's basketball program has compiled a 72-30 overall record, making three consecutive postseason appearances (NCAA Tournament [2017, 2019], NIT [2018]), winning back-to-back Horizon League regular-season championships (2018, 2019) and claiming a pair of conference tournament titles (2017, 2019). No other school in the nation has enjoyed NKU's amount of success in its first three years with active status at the Division I level.

Brannen, whose coaching career spans 20 seasons, owns an 86-54 career record as head coach, including a 4-2 mark at Cincinnati. He registered an 81-51 ledger in four seasons at NKU and a 1-1 mark as Alabama's interim head coach at the end of the 2014-15 campaign.

The 2017 Horizon League Coach of the Year, Brannen led the Norse to a 24-11 record in 2016-17, the Horizon League Tournament title and an appearance in the NCAA Tournament in the school's first season of active status eligibility. NKU's win total was an improvement of 15 victories from the previous season, marking the third-best turnaround in the nation behind only UCLA and Minnesota.

Brannen guided NKU to a 22-10 mark, the Horizon League regular-season championship and an NIT appearance in 2017-18. Last season, NKU posted a Division I-era record 26 wins with eight losses, claiming the league regular-season championship and tournament title and its second NCAA Tournament appearance in three years.

Brannen's players earned 10 Horizon League postseason accolades at NKU, highlighted by Drew McDonald receiving league player of the year honors a year ago. NKU finished 2018-19 ranked 11th in the nation in both total assists (592) and assists per game (16.9). The Norse also ranked nationally in field goal shooting percentage (27th at .478), scoring margin (28th at +9.6), assist-to-turnover ratio (32nd at 1.34), three-point shooting defense (34th at .314), rebound margin (43rd at +4.5) and scoring offense (44th at 78.5 points).

Brannen came to NKU after spending six seasons (2010-2015) at Alabama coaching under Anthony Grant, four as an assistant coach and two as the associate head coach. The Crimson Tide made four postseason appearances during his stay. Alabama finished as the runners up at the 2011 NIT, posting a 25-12 overall mark and winning the Southeastern Conference West Division title. The Crimson Tide made an NCAA Tournament appearance the following season and later advanced to the NIT quarterfinals in 2013 and the second round of the NIT in 2015. Brannen served as interim head coach for Alabama's two games in the 2015 NIT. While in Tuscaloosa, Brannen helped sign Alabama's 2011 recruiting class that ranked fifth in the nation according to Rivals.com.

Prior to Alabama, Brannen served as an assistant coach at VCU for three seasons (2007-09) under Anthony Grant, helping lead the Rams to three 20-win campaigns, two NCAA Tournament appearances (2007, 2009) and a showing in the NIT (2008). The 2007 squad posted a 28-7 mark, upsetting Duke in the first round of the NCAA Tournament. Brannen helped recruit Larry Sanders, who later was drafted by Milwaukee as the 15th pick in the 2010 NBA draft and also helped recruit four of VCU's five starters on its 2011 Final Four team.

Brannen also was an assistant coach at St. Bonaventure (2004-06) for three seasons, Eastern Kentucky (2001-2003) for three seasons and Charleston for the 2000 campaign.

A native of nearby Alexandria, Ky., Brannen attended Newport Central Catholic High School. He began his collegiate playing career at Morehead State before transferring to Marshall for his final two seasons, playing for head coaches Billy Donovan (1996) and Greg White (1997).

Brannen was a first team All-Southern Conference selection as a senior at Marshall in 1996-97 when he led the league in scoring, averaging 20.9 points. He scored 1,008 points in two seasons with the Thundering Herd and still ranks among the school's top 25 players in career free throw percentage (.777), career three-pointers made (14th at 135), career three-point shooting percentage (14th at .386), single-season scoring (12th with 605 points in 1996-97) and single-season scoring average (23rd with 20.9 points during 1996-97).

A Rhodes Scholar finalist, Brannen received scholarships from both the NCAA and Southern Conference. He earned a degree in business management from Marshall in 1997. He was inducted into the Marshall University Athletics Hall of Fame in September 2019.

Following his time at Marshall, Brannen played two seasons of professional basketball in Belgium's First Division before beginning his coaching career.

Brannen and his wife Lisa live in Northern Kentucky and are the proud parents of twin daughters, Jaylee and Katelyn.

## BRANNEN'S YEARLY COACHING RECORD

SEASON	SCHOOL (CONF.)	POSITION	RECORD/LEAGUE (FINISH)	LEAGUE TOURNAMENT (RECORD)	POSTSEASON (RECORD)
2014-15	Alabama (SEC)	Interim Head Coach	1-1/--	--	NIT Second Round (1-1)
<b>Alabama Totals</b>			<b>1 year</b>	<b>1-1/0-0</b>	<b>.500/.000</b>
SEASON	SCHOOL (CONF.)	POSITION	RECORD/LEAGUE (FINISH)	LEAGUE TOURNAMENT (RECORD)	POSTSEASON (RECORD)
2015-16	Northern Kentucky (Horizon)	Head Coach	9-21/5-13 (8th)	First Round (0-1)	None
2016-17	Northern Kentucky (Horizon)	Head Coach	24-11/12-6 (T-3rd)	Champions (3-0)	NCAA First Round (0-1)
2017-18	Northern Kentucky (Horizon)	Head Coach	22-10/15-3 (1st)	First Round (0-1)	NIT First Round (0-1)
2018-19	Northern Kentucky (Horizon)	Head Coach	26-9/13-5 (T-1st)	Champions (3-0)	NCAA First Round (0-1)
<b>Northern Kentucky Totals</b>			<b>4 years</b>	<b>81-51/45-27</b>	<b>.614/.625</b>
SEASON	SCHOOL (CONF.)	POSITION	RECORD/LEAGUE (FINISH)	LEAGUE TOURNAMENT (RECORD)	POSTSEASON (RECORD)
2019-20	Cincinnati (AAC)	Head Coach	4-2/0-0		.667/.000
<b>Cincinnati Totals</b>			<b>First Year</b>	<b>4-2/0-0</b>	<b>.667/.000</b>
<b>Head Coaching Totals</b>		<b>Sixth Year</b>	<b>86-54/45-27</b>		<b>.614/.625</b>



## BRANNEN'S RECORD AGAINST ALL OPPONENTS

SCHOOL	W-L	SCHOOL	W-L	SCHOOL	W-L	SCHOOL	W-L
<b>Alabama A&amp;M</b>	<b>1-0</b>	Eastern Kentucky	1-1	Manhattan	1-0	Southeast Missouri State	2-0
Austin Peay	0-1	Eastern Washington	1-0	UMBC	1-1	<b>SMU</b>	<b>0-0</b>
Berea	1-0	East Tennessee State	1-1	<b>Memphis</b>	<b>0-1</b>	<b>Temple</b>	<b>0-0</b>
<b>Bowling Green</b>	<b>0-1</b>	<b>Fordham</b>	<b>0-0</b>	Miami	0-1	<b>Tennessee</b>	<b>0-0</b>
Brescia	1-0	<b>Grand Canyon</b>	<b>0-0</b>	Miami (Ohio)	2-0	Texas A&M	0-1
<b>UCF</b>	<b>0-1</b>	Green Bay	5-3	Michigan	0-1	Texas Tech	0-1
Cincinnati	0-1	<b>Houston</b>	<b>0-0</b>	Milwaukee	7-3	Tiffin	1-0
Cleveland State	5-4	Illinois	1-1	Morehead State	3-1	Toledo	0-1
Coastal Carolina	1-0	<b>Illinois State</b>	<b>1-0</b>	<b>Nevada</b>	<b>0-0</b>	<b>Tulane</b>	<b>0-0</b>
<b>Colgate</b>	<b>0-0</b>	IU-Kokomo	1-0	Norfolk State	2-0	<b>Tulsa</b>	<b>0-0</b>
Delaware	1-0	IUPUI	3-1	UNC Asheville	1-0	<b>UConn</b>	<b>0-0</b>
Detroit Mercy	8-1	Iona	1-0	North Carolina A&T	0-1	UIC	6-2
<b>Drake</b>	<b>1-0</b>	<b>Iowa</b>	<b>0-0</b>	North Carolina Central	0-1	<b>UNLV</b>	<b>0-0</b>
Earlham	1-0	James Madison	1-0	Northern Illinois	2-0	<b>USF</b>	<b>0-0</b>
<b>East Carolina</b>	<b>0-0</b>	Kentucky	0-1	Oakland	4-5	<b>Valparaiso</b>	<b>2-3</b>
Eastern Illinois	1-1	Louisville	0-1	<b>Ohio State</b>	<b>0-1</b>	<b>Vermont</b>	<b>0-1</b>

**Possible 2019-20 opponents in boldface**

## THE LAST TIME...

### TEAM

#### 100 POINTS BY A TEAM

By UC	105 vs. Arkansas-Pine Bluff, 11/27/18
By Opponent	104 by UConn (40T), 3/11/16

#### 90-99 POINTS BY A TEAM

By UC	93 vs. UCLA, 12/19/18
By Opponent	91 by Bowling Green, 11/24/19

#### 30-PLUS POINT WIN

By UC	32 (85-53) vs. Alabama A&M, 11/14/19
By Opponent	38 (89-51) vs. Notre Dame, 3/10/11

#### 60 PERCENT SHOOTING BY A TEAM

By UC	.641 vs. Arkansas-Pine Bluff, 11/27/18
By Opponent	.674 vs. Pittsburgh, 2/14/09

#### 50 PERCENT SHOOTING BY A TEAM

By UC	.554 vs. Valparaiso, 11/25/19
By Opponent	.517 by SMU, 3/15/19

#### CINCINNATI PLAYED A RANKED OPPONENT

UC Win	69-57 vs. No. 11 Houston, 3/17/19
UC Loss	56-64 at No. 18 Ohio State, 11/6/19

#### SINGLE OVERTIME GAME

UC Win	81-77 (OT) vs. Valparaiso, 11/25/19
UC Loss	91-84 (OT) vs. Bowling Green, 11/24/19

#### DOUBLE OVERTIME GAME

UC Win	72-70 (2OT) vs. Georgetown, 3/8/12
UC Loss	104-97 (4OT) vs. UConn, 3/11/16

#### TRIPLE OVERTIME GAME

UC Win	75-73 (7OT*) vs. Bradley, 12/21/81
UC Loss	104-97 (4OT) vs. UConn, 3/11/16

\* - NCAA record.

### INDIVIDUAL

#### 40 POINTS BY A PLAYER

By UC	41, Steve Logan vs. Southern Mississippi, 2/15/02
By Opponent	40, Trevon Bluiett, Xavier, 1/26/17

#### 30 POINTS BY A PLAYER

By UC	33, Jarron Cumberland, vs. Houston, 3/17/19
By Opponent	31, Corey Davis Jr., vs. Houston, 3/10/19

#### 20 REBOUNDS BY A PLAYER

By UC	20, Cedric McGowan vs. DePaul, 1/4/06
By Opponent	four times

#### 15 REBOUNDS BY A PLAYER

By UC	15, Gary Clark, at UCF, 1/16/18
By Opponent	15, Greg Monroe, vs. Georgetown, 3/6/10

#### TWO PLAYERS WITH 20 OR MORE POINTS IN SAME GAME

By UC	Gary Clark (25), Jacob Evans (20) vs. UConn, 3/11/17
By Opponent	Daniel Hamilton (32), Jalen Adams (22) vs. UConn, 3/11/16

#### THREE PLAYERS WITH 10 OR MORE REBOUNDS IN SAME GAME

By UC	Gary Clark (10), Kyle Washington (10) & Troy Caupain (10) at Iowa State, 12/1/16
-------	---

#### TWO PLAYERS WITH 10 OR MORE REBOUNDS IN SAME GAME

By UC	Trevon Scott (10), Nysier Brooks (10) at Wichita State, 1/19/18
By Opponent	Ben Moore (11), Sterling Brown (11) vs. SMU, 1/12/17

#### 10 ASSISTS BY A PLAYER

By UC	10, Troy Caupain, vs. USF, 2/4/16
By Opponent	10, Chris Howard, at USF, 2/14/09

#### FIVE STEALS BY A PLAYER

By UC	5, Jaevin Cumberland vs. Alabama A&M, 11/14/19
By Opponent	5, Galen Robinson, Jr., vs. Houston, 3/11/18

#### FIVE BLOCKED SHOTS BY A PLAYER

By UC	5, Nysier Brooks, vs. Wichita State, 2/17/19
By Opponent	5, Tacko Fall, vs. UCF, 2/21/19

#### DOUBLE-DOUBLE BY A UC PLAYER

UC Win	Trevon Scott (12 pts, 11 rebs) vs. Valparaiso, 11/25/19
UC Loss	Gary Clark (14 pts, 12 rebs) at Butler, 12/10/16

### DOUBLE-DOUBLES BY TWO UC PLAYERS

By UC	Trevon Scott (15 pts, 10 rebs) & Nysier Brooks (12 pts, 10 rebs) vs. Milwaukee, 11/16/18
-------	--

### DOUBLE-DOUBLES BY THREE UC PLAYERS

By UC	Troy Caupain (37 pts, 10 rebs), Octavius Ellis (13 pts, 10 rebs) & Gary Clark (12 pts, 12 rebs) vs. UConn, 3/11/16
-------	--

### TRIPLE-DOUBLE BY A UC PLAYER

By UC	Eric Hicks (22 pts., 12 rebs., 10 blks.) vs. Marquette, 1/7/06
-------	---

### UC PLAYER LED TEAM IN POINTS, REBOUNDS & ASSISTS

By UC	Jarron Cumberland (24 pts, 9 rebs, 57 assts) vs. SMU, 2/2/19
-------	---

### A PLAYER WON A GAME IN THE FINAL SECONDS

By UC	Jacob Evans III hits 19-foot jumper with 0.4 left at Temple as UC wins 55-53, 1/4/18
By Opponent	Roosevelt Jones layup with 0.1 left Butler defeats UC 78-76, 12/2/15

### FOUR PLAYERS SCORED IN DOUBLE FIGURES

By UC	Chris Vogt (21), Keith Williams (17), Trevon Scott (12) Mika Adams-Woods (10) vs. Valparaiso, 11/25/19
-------	--

### FIVE PLAYERS SCORED IN DOUBLE FIGURES

By UC	Jarron Cumberland (34), Trevon Scott (12), Keith Williams (11), Nysier Brooks (10), Justin Jenifer (10) vs. USF, 1/15/19
-------	--

### SIX PLAYERS SCORED IN DOUBLE FIGURES

By UC	Justin Jenifer (13), Keith Williams (12), Cane Broome (11) Trevon Scott (11), Jarron Cumberland (10), Rashawn Fredericks (10) vs. Arkansas-Pine Bluff, 11/27/18
-------	---

### SEVEN PLAYERS SCORED IN DOUBLE FIGURES

By UC	Kevin Johnson (18), Jacob Evans (17), Justin Jenifer (13), Kyle Washington (12), Jarron Cumberland (11) Troy Caupain (10), Tre Scott (10) vs. Fairleigh Dickinson, 12/17/16
-------	--

### EIGHT PLAYERS SCORED IN DOUBLE FIGURES

By UC	Farad Cobb (15), Shaq Thomas (14), Kevin Johnson (14), Coreontae DeBerry (12), Justin Jenifer (11), Quadri Moore (10), Jacob Evans (10), Octavius Ellis (10) vs. Robert Morris, 11/15/15
-------	---



## THE POLLS

### ASSOCIATED PRESS POLL (NOV. 25)

RK.	TEAM (FIRST PLACE VOTES)	
1	Duke (53)	1610
2	Louisville	1512
3	Michigan State (4)	1500
4	Kansas	1383
5	Maryland	1262
6	North Carolina	1260
7	Virginia (1)	1232
8	Gonzaga	1222
9	Kentucky	1090
10	Ohio State	1033
11	Oregon	1006
12	Texas Tech	933
13	Seton Hall	866
14	Arizona	716
15	Utah State	702
16	Memphis	587
17	Tennessee	490
18	Auburn	488
19	Baylor	450
20	VCU	426
21	Colorado	290
22	Villanova	247
23	Washington	228
24	Florida	148
25	Xavier	139

### OTHERS RECEIVING VOTES:

Florida State 137, Oklahoma 22, Saint Mary's 22, Butler 21, LSU 19, Texas 16, Arkansas 13, Michigan 12, Penn State 10, Purdue 10, Liberty 6, Wisconsin 4, **Cincinnati 3**, Missouri 3, San Diego State 2, Vermont 2, Mississippi State 1, Dayton 1, Georgetown 1.

### USA TODAY COACHES POLL (NOV. 25)

RK.	TEAM (FIRST PLACE VOTES)	
1	Duke (27)	766
2	Louisville (1)	728
3	Michigan State (1)	689
4	North Carolina	640
5	Kansas	637
6	Virginia	628
7	Gonzaga	576
8	Maryland (1)	572
9	Ohio State (1)	524
10	Oregon	471
11	Kentucky	454
12	Texas Tech	430
13	Seton Hall	378
14	Arizona	365
15	Utah State	296
16	Tennessee	276
17	Auburn	255
18	Baylor	223
19	VCU	213
20	Memphis	163
21	Villanova	147
22	Washington	108
23	Xavier	96
24	Colorado	76
25	Florida	71

### OTHERS RECEIVING VOTES:

Oklahoma 53, Purdue 42, Texas 32, Florida State 30, Michigan 24, Saint Mary's 16, Penn State 15, Kansas State 15, Butler 14, Arkansas 12, LSU 10, Creighton 9, Dayton 7, Wisconsin 6, **Cincinnati 2**, Wichita State 2, Tulane 1, West Virginia 1, DePaul 1, Indiana 1.

## CINCINNATI'S WEEKLY RANKINGS

ASSOCIATED PRESS	WEEK	USA TODAY
RV	Preseason	--
--	Nov. 11	No poll
--	Nov. 18	RV
RV	Nov. 25	RV

## 2019-20 AMERICAN ATHLETIC CONFERENCE

### 2019-20 AMERICAN CONFERENCE STANDINGS (THRU NOV. 25)

TEAM	AAC	PCT.	OVERALL	PCT.
Wichita State	0-0	.000	5-0	1.000
SMU	0-0	.000	5-0	1.000
Temple	0-0	.000	4-0	1.000
Memphis	0-0	.000	5-1	.833
Tulane	0-0	.000	5-1	.833
Tulsa	0-0	.000	4-1	.800
UCF	0-0	.000	3-1	.750
UConn	0-0	.000	4-2	.667
<b>Cincinnati</b>	<b>0-0</b>	<b>.000</b>	<b>4-2</b>	<b>.667</b>
USF	0-0	.000	3-2	.600
Houston	0-0	.000	2-2	.500
East Carolina	0-0	.000	2-5	.286

### 2019-20 AAC COMPOSITE SCHEDULE

#### Tuesday, Nov. 26

Wichita State vs. South Carolina	6 p.m.	CBSSN
Houston Baptist at Houston	7 p.m.	ESPN3
USF vs. Colorado State/New Mexico State	TBD	

#### Wednesday, Nov. 27

South Carolina State at Tulsa	2 p.m.	ESPN3
Hartford at SMU	7 p.m.	ESPN3
Wichita State vs. No. Iowa/West Virginia	TBD	CBSSN

#### Thursday, Nov. 28

Temple vs. Maryland	11 a.m.	ESPN2
UCF vs. Penn	8:30 p.m.	ESPN2
Memphis vs. NC State	TBD	ESPN2

#### Friday, Nov. 29

Abilene Christian at SMU	8 p.m.	ESPN3
UCF vs. Pepperdine/Arizona	TBD	ESPN2
Temple vs. Texas A&M/Harvard	TBD	ESPN/ESPN2

#### Saturday, Nov. 30

UNLV at Cincinnati	7 p.m.	ESPN3
ECU at James Madison	TBD	FloHoops
Tulsa at Vanderbilt	TBD	

#### Sunday, Dec. 1

Maine at UConn	1 p.m.	SNY/ESPN3
Southern at Tulane	2 p.m.	ESPN3

#### Monday, Dec. 2

Furman at USF	7 p.m.	ESPN3
---------------	--------	-------

#### Tuesday, Dec. 3

<b>Vermont at Cincinnati</b>	<b>7 p.m.</b>	<b>CBSSN</b>
Coppin State at ECU	7 p.m.	ESPN3
Northwestern State at SMU	8 p.m.	ESPN3
Bradley at Memphis	9 p.m.	CBSSN

#### Wednesday, Dec. 4

Texas State at Houston	7 p.m.	ESPN3
Iona at UConn	7 p.m.	SNY/ESPN3
Arkansas-Pine Bluff at Tulsa	8 p.m.	ESPN3
Tulane at Southern Miss	8 p.m.	

### CINCINNATI IN THE AMERICAN 2019-20 TEAM STATISTICS (THRU NOV. 25)

CATEGORY	[*NATIONAL] LEAGUE RANK (STAT)
Scoring.....	6th (75.5)
Scoring Defense.....	7th (68.2)
Scoring Margin.....	7th (+7.3)
Free Throw Pct. ....	11th (.641)
Field Goal Pct. ....	3rd (.457)
Field Goal Pct. Defense.....	6th (.392)
3-Pt Field Goal Pct. ....	10th (.290)
3-Pt Field Goal Pct. Defense.....	2nd (.290)
Rebounding Offense.....	6th (40.8)
Rebounding Defense.....	9th (35.0)
Rebounding Margin.....	5th (+5.8)
Blocked Shots.....	T7th (3.5)
Assists.....	7th (13.7)
Steals.....	8th (6.0)
Turnover Margin.....	12th (-2.7)
Assist-to-Turnover Ratio.....	11th (0.8)
Offensive Rebounds.....	T10th (11.0)
Defensive Rebounds.....	1st (29.8)
3-Pt Field Goals Made.....	T9th (6.0)

### 2019-20 INDIVIDUAL STATISTICS

PLAYER	[*NATIONAL] LEAGUE RANK (STAT)
<b>Scoring</b>	
Chris Vogt.....	T17th (13.0)

### Rebounding

Trevon Scott.....	[28th] 2nd (10.0)
-------------------	-------------------

### Field Goal Percentage

Chris Vogt.....	[5th] 1st (.738)
-----------------	------------------

### Free Throw Percentage

Keith Williams.....	9th (.833)
Trevon Scott.....	13th (.813)

### Three-Point Field Goal Percentage

Jaevin Cumberland.....	14th (.386)
------------------------	-------------

### Three-Point Field Goals Made

Jaevin Cumberland.....	1st (2.8)
------------------------	-----------

### Blocked Shots

Chris Vogt.....	T8th (1.0)
Keith Williams.....	T8th (1.0)
Trevon Scott.....	T15th (0.8)

### Offensive Rebounds

Trevon Scott.....	T4th (3.0)
Chris Vogt.....	T7th (2.5)

### Defensive Rebounds

Trevon Scott.....	T2nd (7.0)
Chris Vogt.....	11th (4.8)

### Minutes Played

Chris McNeal.....	14th (30.3)
Trevon Scott.....	26th (28.2)

\*National rankings are in brackets. (Statistics through Nov. 25.)

UC'S RECORD WHEN

	19-20
Home games	2-0
Away games	0-1
Neutral site games	2-1
Conference games	0-0
vs. Top 25 teams	0-1
Overtime games	1-1
Lead at halftime	2-2
Trail at halftime	2-0
Tied at halftime	0-0
Lead with 10:00 left	3-1
Trail with 10:00 left	1-1
Tied with 10:00 left	0-0
Lead with 5:00 left	3-1
Trail with 5:00 left	1-1
Tied with 5:00 left	0-0
Lead with 2:00 left	3-1
Trail with 2:00 left	1-1
Tied with 2:00 left	0-0
Shoot better FG%	4-0
Shoot worse FG%	0-2
Shoot 50%-plus	3-0
Shoot below 50%	1-2
Opp. shoots 50%-plus	0-0
Opp. shoots below 50%	4-2
Opp. shoots below 40%	2-0
Make 7 or fewer 3FGs	3-1
Make 8 or more 3FGs	1-1
Shoot more FTs than opp.	3-1
Out-rebound opp.	3-0
Opp. out-rebounds UC	0-2
Same number of rebounds	1-0
Commit fewer TOs	0-1
Commit the same/more TOs	4-1
Commit 12 or less TOs	0-0
Outscore opp. bench	2-1
1-3 point games	1-0
4-5 point games	1-0
6-10 point games	0-2
11-19 point games	0-0
20-plus point games	2-0
Score 59 or fewer pts	0-1
Score 60-69 pts	1-0
Score 70 or more pts	1-1
Score 80 or more pts	2-1
Hold opp. to 50 or fewer pts	0-0
Hold opp. to 51-60 pts	2-1
Hold opp. to 61-70 pts	1-1
Opp. scores 70-plus pts	1-1
Opp. scores 80-plus pts	0-1
November	4-2
December	0-0
January	0-0
February	0-0
March	0-0
Monday	2-0
Tuesday	0-0
Wednesday	0-1
Thursday	1-0
Friday	1-0
Saturday	0-0
Sunday	0-1

BEARCATS STARTING LINEUPS

OPPONENT	UC STARTERS
Thomas More (EXH.)	McNeal, Jar. Cumberland, Williams, Scott, Vogt
at Ohio State	McNeal, Jar. Cumberland, Williams, Scott, Vogt
Drake	McNeal, Jar. Cumberland, Williams, Scott, Vogt
Alabama A&M	McNeal, Jae. Cumberland, Williams, Scott, Vogt
vs. Illinois State	McNeal, Jar. Cumberland, Williams, Scott, Vogt
vs. Bowling Green	McNeal, Jar. Cumberland, Williams, Scott, Vogt
vs. Valparaiso	McNeal, Jae. Cumberland, Williams, Scott, Vogt
UNLV	
Vermont	
at Xavier	
Colgate	
Tennessee	
vs. Iowa	
UConn	
at Tulane	
Tulsa	
at UCF	
at Memphis	
ECU	
at Temple	
SMU	
Houston	
at Wichita State	
at UConn	
Memphis	
at ECU	
UCF	
Wichita State	
at Houston	
at USF	
Temple	

RECORD BY STARTING LINEUPS

UC STARTERS	RECORD
McNeal, Jar. Cumberland, Williams, Scott, Vogt	2-2
McNeal, Jae. Cumberland, Williams, Scott, Vogt	2-0

PLAYERS IN DOUBLE FIGURES

# OF PLAYERS	0	1	2	3	4	5	6	7
TIMES THIS SEASON	0	0	0	1	5	0	0	0

LEADS & DEFICITS

<b>LARGEST LEAD -</b>
33 pts (1:10, 2nd half vs. Alabama A&M [11/14/19])
<b>LARGEST LEAD LOST IN DEFEAT -</b>
13 pts (0:45, 1st half vs. Bowling Green [11/24/19])
<b>LARGEST DEFICIT OF SEASON -</b>
10 pts (7:48, 2nd half vs. Illinois State [11/22/19])
<b>LARGEST DEFICIT OVERCOME -</b>
10 pts (7:48, 2nd half vs. Illinois State [11/22/19])

OVERTIME RECORDS

UC'S OVERALL RECORD	59-56
1 OT Games	50-45
2 OT Games	8-8
3 OT Games	0-1
4 OT Games	0-2
7 OT Games	1-0

RECORDS IN OVERTIME GAMES		
Home	28-17	.622
Schmidlapp Gym	3-4	.429
Schmidt Fieldhouse	0-1	.000
Music Hall	0-1	.000
Armory Fieldhouse	5-4	.556
Cincinnati Gardens	3-2	.600
U.S. Bank Arena	3-1	.750
Fifth Third Arena	15-4	.789
Away	18-30	.375
Neutral	12-9	.571

- Current Streak:** Won 1
- Longest Winning Streak:** 5 (Tay Baker - 1966-67)
- Longest Losing Streak:** 4 (Bob Ruess, 1943 - John Weithe, 1950)
- On Dec. 21, 1981 UC & Bradley played an NCAA-record 70T game (UC won, 75-73)
  - Cincinnati has been involved in two of the five NCAA tournament championship games to go into overtime. The Bearcats defeated Ohio State, 70-65, in 1961, but lost to Loyola (Ill.), 60-58, in 1963.
  - In 1966-67, Cincinnati played six overtime games, winning five.

UC COACHES IN OVERTIME GAMES			
COACH (YEARS)	NO.	RECORD	PCT.
John Brannen (2019-Present)	2	1-1	.500
Mick Cronin (2006-2019)	27	15-12	.556
Bob Huggins (1989-2005)	25	14-11	.560
Tay Baker (1965-72)	9	7-2	.778
Ed Jucker (1960-65)	9	4-5	.444
Ed Badger (1978-83)	8	3-5	.375
Tony Yates (1983-89)	7	2-5	.286
John Wiethe (1946-52)	5	1-4	.200
George Smith (1952-60)	4	3-1	.750
Gale Catlett (1972-78)	4	2-2	.500
Frank Rice (1928-32)	4	1-3	.250
Boyd Chambers (1918-28)	3	3-0	1.000
Clark Ballard (1939-42)	2	2-0	1.000
Andy Kennedy (2005-06)	2	1-1	.250
Tay Brown (1933-37)	2	0-2	.000
John Halliday (1932-33)	1	0-1	.000
Bob Ruess (1942-44)	1	0-1	.000
Walter Van Winkle (1937-39)	0	—	—
Ray Farnham (1944-46)	0	—	—

## SPECIALTY STATISTICS

OPPONENT	RESULT	OFF TO	IN PAINT	2ND CHANCE	FAST BREAK	BENCH
at Ohio State		15	28	8	4	21
Cincinnati	L, 56-64	11	24	13	3	13
Drake		18	28	7	12	19
at Cincinnati	W, 81-59	20	38	10	12	33
Alabama A&M		12	24	8	12	17
at Cincinnati	W, 85-53	14	38	10	13	25
vs. Illinois State		19	30	9	8	32
Cincinnati	W, 66-65	18	40	13	8	2
vs. Bowling Green		11	40	12	4	19
Cincinnati	L, 84-91 [OT]	6	29	15	12	34
vs. Valparaiso		34	34	13	12	18
Cincinnati	W, 81-77 [OT]	22	46	11	4	18
UNLV						
at Cincinnati						
Vermont						
at Cincinnati						
at Xavier						
at Cincinnati						
Colgate						
at Cincinnati						
Tennessee						
at Cincinnati						
vs. Iowa						
Cincinnati						
UConn						
at Cincinnati						
at Tulane						
Cincinnati						
Tulsa						
at Cincinnati						
at UCF						
Cincinnati						
at Memphis						
Cincinnati						
ECU						
at Cincinnati						
at Temple						
Cincinnati						
SMU						
at Cincinnati						
Houston						
at Cincinnati						
at Wichita State						
Cincinnati						
at UConn						
Cincinnati						
Memphis						
at Cincinnati						
at ECU						
Cincinnati						
UCF						
at Cincinnati						
Wichita State						
at Cincinnati						
at Houston						
Cincinnati						
at USF						
at Cincinnati						
Temple						
at Cincinnati						
<b>TOTALS</b>		<b>OFF TO</b>	<b>IN PAINT</b>	<b>2ND CHANCE</b>	<b>FAST BREAK</b>	<b>BENCH</b>
<b>CINCINNATI</b>		<b>91</b>	<b>215</b>	<b>72</b>	<b>52</b>	<b>125</b>
<b>AVERAGE</b>		<b>15.2</b>	<b>35.8</b>	<b>12.0</b>	<b>8.7</b>	<b>20.8</b>
<b>OPPONENTS</b>		<b>109</b>	<b>184</b>	<b>57</b>	<b>52</b>	<b>126</b>
<b>AVERAGE</b>		<b>18.2</b>	<b>30.7</b>	<b>9.5</b>	<b>8.7</b>	<b>21.0</b>

# CINCINNATI RADIO-TV CHART



0

**CHRIS McNEAL**  
G • 6-1 • 190 • GR-TR  
Jackson, Tenn.



1

**JEREMIAH DAVENPORT**  
G • 6-7 • 205 • FR-HS  
Cincinnati, Ohio




2

**KEITH WILLIAMS**  
G • 6-5 • 215 • JR-2L  
Brooklyn, N.Y.



3

**MIKA ADAMS-WOODS**  
G • 6-3 • 185 • FR-HS  
Syracuse, N.Y.



5

**TREVOR MOORE**  
G • 6-5 • 190 • JR-2L  
Houston, Texas



13

**TREVON SCOTT**  
F • 6-8 • 225 • R-SR-3L  
Townsend, Ga.



20

**MAMOUDOU DIARRA**  
F • 6-9 • 220 • R-SO-1L  
Bamako, Mali



21

**JAEVIN CUMBERLAND**  
G • 6-3 • 185 • GR-TR  
Wilmington, Ohio



23

**ZACH HARVEY**  
G • 6-5 • 195 • FR-HS  
Topeka, Kan.



24

**PRINCE TOYAMBI**  
F • 6-7 • 225 • R-FR-HS  
Kinshasa, Congo



31

**SAM MARTIN**  
G • 5-10 • 170 • JR-2L  
Cincinnati, Ohio



32

**JOHN KOZ**  
G • 6-1 • 200 • SR-3L  
Cleveland, Ohio



33

**CHRIS VOGT**  
C • 7-1 • 260 • JR-TR  
Mayfield, Ky.



34

**JARRON CUMBERLAND**  
G • 6-5 • 210 • SR-3L  
Wilmington, Ohio



35

**JAUME "JAY" SOROLLA**  
C • 7-0 • 260 • GR-TR  
Barcelona, Spain



44

**ADAM COOK**  
F • 6-6 • 180 • JR-HS  
Marysville, Ohio



45

**ROB BANKS**  
F • 6-5 • 200 • FR-HS  
Binfield, England



**JOHN BRANNEN**  
HEAD COACH  
First Season



**JAYSON GEE**  
ASSISTANT COACH  
First Season



**SEAN DWYER**  
ASSISTANT COACH  
First Season



**TIM MORRIS**  
ASSISTANT COACH  
First Season



# CINCINNATI PLAYER SEASON & CAREER HIGHS

## #0 - CHRIS McNEAL

2019-20 Season		Career
17 vs. Bowling Green, 11/24/19	Pts	29 vs. Tennessee Tech, 11/21/17#
12 at Ohio State, 11/6/19	FG Atts	16, 2x (last vs. TCU, 11/24/17)#
5 vs. Drake, 11/11/19	FG Made	8, 3x (last at Utah State, 1/31/18)#
6, 2x (last vs. Drake, 11/11/19)	3PT-FG Atts	11 vs. Tennessee Tech, 11/21/17#
1, 3x (last vs. Bowling Green, 11/24/19)	3PT-FG Made	7 vs. Tennessee Tech, 11/21/17#
21 vs. Bowling Green, 11/24/19	FT Atts	21 vs. Bowling Green, 11/24/19
10 vs. Bowling Green, 11/24/19	FT Made	10, 2x (last 10 vs. Bowling Green, 11/24/19)
7 vs. Bowling Green, 11/24/19	Rebs	7, 5x (last vs. Bowling Green, 11/24/19)
4, 3x (last vs. Bowling Green, 11/24/19)	Assts	10 vs. Northern New Mexico, 11/11/17#
4 at Ohio State, 11/6/19	Stls	4 at Ohio State, 11/6/19
1 vs. Bowling Green, 11/24/19	Blks	1, 2x (last vs. Bowling Green, 11/24/19)
38 vs. Bowling Green, 11/24/19	Mins	38 vs. Bowling Green, 11/24/19

# - Statistics from playing career at New Mexico

## #1 - JEREMIAH DAVENPORT

2019-20 Season		Career
7 vs. Bowling Green, 11/24/19	Pts	7 vs. Bowling Green, 11/24/19
4 vs. Alabama A&M, 11/14/19	FG Atts	4 vs. Alabama A&M, 11/14/19
2 vs. Alabama A&M, 11/14/19	FG Made	2 vs. Alabama A&M, 11/14/19
1, 3x (last vs. Illinois State, 11/22/19)	3PT-FG Atts	1, 3x (last vs. Illinois State, 11/22/19)
1 vs. Alabama A&M, 11/14/19	3PT-FG Made	1 vs. Alabama A&M, 11/14/19
6 vs. Bowling Green, 11/24/19	FT Atts	6 vs. Bowling Green, 11/24/19
5 vs. Bowling Green, 11/24/19	FT Made	5 vs. Bowling Green, 11/24/19
6 vs. Bowling Green, 11/24/19	Rebs	6 vs. Bowling Green, 11/24/19
1 vs. Valparaiso, 11/25/19	Assts	1 vs. Valparaiso, 11/25/19
1, 2x (last vs. Valparaiso, 11/25/19)	Stls	1, 2x (last vs. Valparaiso, 11/25/19)
0	Blks	0
16 vs. Bowling Green, 11/24/19	Mins	16 vs. Bowling Green, 11/24/19

## #2 - KEITH WILLIAMS

2019-20 Season		Career
17 vs. Valparaiso, 11/25/19	Pts	19 vs. UCLA, 12/19/18
12 vs. Valparaiso, 11/25/19	FG Atts	14 vs. Xavier, 12/8/18
6 vs. Valparaiso, 11/25/19	FG Made	8 vs. UCLA, 12/19/18
3, 2x (last vs. Alabama A&M, 11/14)	3PT-FG Atts	5, 2x (last vs. Houston, 2/10/19)
2 at Ohio State, 11/6/19	3PT-FG Made	3 vs. UCLA, 12/19/18
6, 2x (last vs. Valparaiso, 11/25/19)	FT Atts	10 vs. Wichita State, 2/17/19
5, 2x (last vs. Valparaiso, 11/25/19)	FT Made	9 vs. Wichita State, 2/17/19
7 vs. Valparaiso, 11/25/19	Rebs	8 at UNLV, 12/1/18
3, 2x (last vs. Alabama A&M, 11/14)	Assts	5 vs. Tulsa, 1/24/19
1, 3x (last vs. Valparaiso, 11/25/19)	Stls	4, 2x (last vs. Houston, 2/10/19)
2, 2x (last vs. Valparaiso, 11/25/19)	Blks	3 vs. NC Central, 11/13/18
36 vs. Valparaiso, 11/25/19	Mins	37, 2x (last vs. Houston, 2/10/19)

## #3 - MIKA ADAMS-WOODS

2019-20 Season		Career
10 vs. Valparaiso, 11/25/19	Pts	10 vs. Valparaiso, 11/25/19
6 vs. Valparaiso, 11/25/19	FG Atts	6 vs. Valparaiso, 11/25/19
4 vs. Valparaiso, 11/25/19	FG Made	4 vs. Valparaiso, 11/25/19
2, 2x (last vs. Valparaiso, 11/25/19)	3PT-FG Atts	2, 2x (last vs. Valparaiso, 11/25/19)
1, 2x (last vs. Valparaiso, 11/25/19)	3PT-FG Made	1, 2x (last vs. Valparaiso, 11/25/19)
2 vs. Alabama A&M, 11/14/19	FT Atts	2 vs. Alabama A&M, 11/14/19
2 vs. Alabama A&M, 11/14/19	FT Made	2 vs. Alabama A&M, 11/14/19
5 vs. Drake, 11/11/19	Rebs	5 vs. Drake, 11/11/19
3 vs. Drake, 11/11/19	Assts	3 vs. Drake, 11/11/19
1, 2x (last vs. Valparaiso, 11/25/19)	Stls	1, 2x (last vs. Valparaiso, 11/25/19)
0	Blks	0
18 vs. Valparaiso, 11/25/19	Mins	18 vs. Valparaiso, 11/25/19

## #5 - TREVOR MOORE

2019-20 Season		Career
3 vs. Alabama A&M, 11/14/19	Pts	14 vs. UCF, 2/6/18
3 vs. Alabama A&M, 11/14/19	FG Atts	10 vs. SC State, 12/22/18
1 vs. Alabama A&M, 11/14/19	FG Made	4, 4x (last vs. SC State, 12/22/18)
3 vs. Alabama A&M, 11/14/19	3PT-FG Atts	8, 2x (last vs. SC State, 12/22/18)
1 vs. Alabama A&M, 11/14/19	3PT-FG Made	4 vs. UConn, 2/22/18
0	FT Atts	5, vs UCF, 2/6/18
0	FT Made	4 vs UCF, 2/6/18
3 vs. Alabama A&M, 11/14/19	Rebs	8 vs. Richmond, 11/21/17
1, 3x (last vs. Illinois State, 11/22/19)	Assts	4 vs. Arkansas-Pine Bluff, 11/27/18
1 vs. Alabama A&M, 11/14/19	Stls	3, 2x (last at Tulsa, 1/10/19)
0	Blks	1, 3x (last vs. Ark.-Pine Bluff, 11/27/18)
10 vs. Illinois State, 11/22/19	Mins	26, 2x (last at Tulsa, 1/10/19)

## #13 - TREVON SCOTT

2019-20 Season		Career
16 vs. Alabama A&M, 11/14/19	Pts	22 vs. NKU, 12/4/18
11 vs. Illinois State, 11/22/19	FG Atts	17 vs. SMU, 3/15/19
7 vs. Alabama A&M, 11/14/19	FG Made	9 at UCF, 3/7/19
2, 3x (last vs. Alabama A&M, 11/14/19)	3PT-FG Atts	5 at Memphis, 2/7/19
2 at Ohio State, 11/6/19	3PT-FG Made	2, 4x (last at Ohio State, 11/6/19)
8 vs. Bowling Green, 11/24/19	FT Atts	13 vs. NKU, 12/4/18
6 vs. Bowling Green, 11/24/19	FT Made	12 vs. NKU, 12/4/18
12 at Ohio State, 11/6/19	Rebs	12, 2x (last at Ohio State, 11/6/19)
3 vs. Illinois State, 11/22/19	Assts	6 vs. Western Carolina, 11/13/17
3 vs. Valparaiso, 11/25/19	Stls	5 vs. USF, 1/29/17
2 vs. Illinois State, 11/22/19	Blks	5 vs. Lipscomb, 11/26/16
37 vs. Bowling Green, 11/24/19	Mins	39 at UCF, 3/7/19

## #20 - MAMOUDOU DIARRA

2019-20 Season		Career
4 vs. Drake, 11/11/19	Pts	9, 2x (last vs. Ark.-Pine Bluff, 11/27/18)
3 vs. Drake, 11/11/19	FG Atts	6, 3x (last vs. SC State, 12/22/18)
2 vs. Drake, 11/11/19	FG Made	4 vs. Arkansas-Pine Bluff, 11/27/18
0	3PT-FG Atts	2 vs. Coppin State, 11/16/17
0	3PT-FG Made	1, 2x (last vs. Ark.-Pine Bluff, 11/27/18)
0	FT Atts	4, 2x (last vs. Western Michigan, 11/19/18)
0	FT Made	3, 2x (last vs. Houston, 3/10/19)
9 vs. Alabama A&M, 11/14/19	Rebs	9 vs. Alabama A&M, 11/14/19
1 vs. Bowling Green, 11/24/19	Assts	1, 7x (last vs. Bowling Green, 11/24/19)
1, 2x (last vs. Illinois State, 11/22/19)	Stls	2 at UCF, 3/7/19
1 vs. Drake, 11/11/19	Blks	2, 2x (last vs. Tulane, 1/2/19)
16 vs. Drake, 11/11/19	Mins	16 vs. Drake, 11/11/19

## #21 - JAEVIN CUMBERLAND

2019-20 Season		Career
21 vs. Bowling Green, 11/24/19	Pts	31 vs. Oral Roberts, 11/24/18#
15 vs. Bowling Green, 11/24/19	FG Atts	21 vs. Youngstown State, 3/6/18#
6, 2x (last vs. Bowling Green, 11/24/19)	FG Made	8, 4x (last vs. NKU, 3/11/19)#
14 vs. Bowling Green, 11/24/19	3PT-FG Atts	15 vs. Youngstown State, 1/31/19#
6 vs. Bowling Green, 11/24/19	3PT-FG Made	7, 2x (last vs. NKU, 3/11/19)#
4 vs. Bowling Green, 11/24/19	FT Atts	15 vs. Oral Roberts, 11/24/18#
3 vs. Bowling Green, 11/24/19	FT Made	15 vs. Oral Roberts, 11/24/18#
3 vs. Alabama A&M, 11/14/19	Rebs	8 vs. Defiance, 11/19/18#
6 vs. Alabama A&M, 11/14/19	Assts	9 vs. Defiance, 11/19/18#
5 vs. Alabama A&M, 11/14/19	Stls	5 vs. Alabama A&M, 11/14/19
1 vs. Alabama A&M, 11/14/19	Blks	2 vs. Milwaukee, 1/10/19#
34 vs. Bowling Green, 11/24/19	Mins	40, 6x (last vs. NKU, 3/11/19)#

# - Statistics from playing career at Oakland

## #23 - ZACH HARVEY

2019-20 Season		Career
4 vs. Alabama A&M, 11/14/19	Pts	4 vs. Alabama A&M, 11/14/19
4 vs. Drake, 11/11/19	FG Atts	4 vs. Drake, 11/11/19
1, 3x (last vs. Bowling Green, 11/24/19)	FG Made	1, 3x (last vs. Bowling Green, 11/24/19)
1 vs. Drake, 11/11/19	3PT-FG Atts	1 vs. Drake, 11/11/19
0	3PT-FG Made	0
4 vs. Alabama A&M, 11/14/19	FT Atts	4 vs. Alabama A&M, 11/14/19
2 vs. Alabama A&M, 11/14/19	FT Made	2 vs. Alabama A&M, 11/14/19
2 vs. Alabama A&M, 11/14/19	Rebs	2 vs. Alabama A&M, 11/14/19
2 vs. Alabama A&M, 11/14/19	Assts	2 vs. Alabama A&M, 11/14/19
1 vs. Drake, 11/11/19	Stls	1 vs. Drake, 11/11/19
0	Blks	0
14 vs. Drake, 11/11/19	Mins	14 vs. Drake, 11/11/19

## #33 - CHRIS VOGT

2019-20 Season		Career
18 vs. Alabama A&M, 11/14/19	Pts	20 vs. Green Bay, 1/24/19#
9 vs. Alabama A&M, 11/14/19	FG Atts	13 vs. Green Bay, 1/24/19#
7 vs. Alabama A&M, 11/14/19	FG Made	9 vs. Breen Bay, 1/24/19#
0	3PT-FG Atts	0
0	3PT-FG Made	0
8 vs. Bowling Green, 11/24/19	FT Atts	9 vs. Manhattan, 11/17/18#
5 vs. Illinois State, 11/22/19	FT Made	5 vs. Illinois State, 11/22/19
13 vs. Illinois State, 11/22/19	Rebs	14 vs. Green Bay, 1/24/19#
2 vs. Alabama A&M, 11/14/19	Assts	3 vs. Green Bay, 1/24/19#
1 vs. Bowling Green, 11/24/19	Stls	1, 14x (last vs. Bowling Green, 11/24/19)
2 vs. Drake, 11/11/19	Blks	4, 2x (last at Green Bay, 3/2/19)#
33, 2x (last vs. Bowling Green, 11/24/19)	Mins	33, 2x (last vs. Bowling Green, 11/24/19)

# - Statistics from playing career at Northern Kentucky

## #34 - JARRON CUMBERLAND

2019-20 Season		Career
23 vs. Illinois State, 11/22/19	Pts	34 vs. USF, 1/15/19
16 vs. Illinois State, 11/22/19	FG Atts	25 at Houston, 2/10/19
5 vs. Illinois State, 11/22/19	FG Made	11, 2x (last vs. Houston, 3/17/19)
8 vs. Illinois State, 11/22/19	3PT-FG Atts	11 vs. Georgia State, 3/16/18
3 vs. Drake, 11/11/19	3PT-FG Made	6, 2x (last vs. Wichita State, 2/17/19)
17 vs. Illinois State, 11/22/19	FT Atts	17, 2x (last vs. vs. Illinois State, 11/22/19)
12 vs. Illinois State, 11/22/19	FT Made	14 vs. USF, 1/15/19
4 vs. Bowling Green, 11/24/19	Rebs	11 vs. Georgia State, 3/16/18
3 at Ohio State, 11/6/19	Assts	8, 3x (last 8 vs. SMU, 3/15/19)
2 vs. Illinois State, 11/22/19	Stls	5 vs. SMU, 3/12/17
0	Blks	3 vs. ECU, 1/20/18
33, 2x (last vs. Illinois State, 11/22/19)	Mins	42 vs. UConn, 1/12/19

## #35 - JAUME "JAY" SOROLLA

2019-20 Season		Career
8 vs. Drake, 11/11/19	Pts	17 vs. Southern Illinois, 1/6/18#
5, 2x (last vs. Alabama A&M, 11/14/19)	FG Atts	11, 3x (last vs. Purdue Northwest, 12/29/18)#
3, 2x (last vs. Drake, 11/11/19)	FG Made	6, 3x (last vs. Drake, 1/26/19)#
0	3PT-FG Atts	1, 4x (last vs. Loyola Chicago, 3/8/19)#
0	3PT-FG Made	1, 2x (last vs. Loyola Chicago, 3/8/19)#
2, 2x (last vs. Alabama A&M, 11/14/19)	FT Atts	8 vs. Southern Illinois, 1/6/18#
2 vs. Drake, 11/11/19	FT Made	7 vs. Southern Illinois, 1/6/18#
6 vs. Drake, 11/11/19	Rebs	12 vs. Indiana State, 12/17/16#
2, 2x (last vs. Drake, 11/11/19)	Assts	3 vs. Cleveland State, 2/9/17#
0	Stls	3, 2x (last at Texas A&M, 12/19/18)#
1 vs. Alabama A&M, 11/14/19	Blks	5 vs. Drake, 1/26/19#
23 at Ohio State, 11/6/19	Mins	33 vs. Santa Clara, 12/22/16#

# - Statistics from playing career at Valparaiso



# #0 CHRIS MCNEAL

GUARD • 6-1 • 190 • GRADUATE • TR • JACKSON, TENN. (SOUTH SIDE HS/TENNESSEE TECH)

## MOMENTS

- » Scored a career-high 29 points against Tennessee Tech (11/21/17) with seven three-pointers while at New Mexico.
- » Posted a double-double with 24 points and 10 assists vs. Northern New Mexico (11/11/17) while at New Mexico.
- » Set the freshman record for assists (134) during 2015-16 season at Western Kentucky.

**2019-20 Season (Grad Transfer):** Tallied 17 points with seven rebounds and four assists against Bowling Green (11/24) ... posted 12 points, four assists and three steals vs. Drake (11/11) ... scored 10 points and recorded a career-high four steals at No. 18 Ohio State (11/6) ... tallied a game-high 15 points with a trio of threes and three steals against Thomas More (10/31).

**Prior to Cincinnati:** Graduate transfer who sat out the 2018-19 season at Tennessee Tech after transferring from New Mexico ... saw action in all 34 games with 19 starts for the Lobos during the 2017-18 season, averaging 9.5 points and 2.7 assists in 24.4 minutes ... finished second on the team in assists (93) and third in three-pointers (56) ... posted a trio of 20-point games, including a career-best 29 points with seven three-pointers against Tennessee Tech on Nov. 21, 2017 ... recorded a double-double with 24 points and 10 assists against Northern New Mexico on Nov. 11, 2017 ... averaged 13.1 points and 5.3 assists while making 83 three-pointers in 2016-17 at Indian Hills Community College in Ottumwa, Iowa ... named a junior college honorable mention All-American in 2016-17, helping guide the Warriors to a 29-5 record, Region XI regular season and postseason titles, a district title game appearance and appearance in the national tournament ... scored 30 points on 11-of-23 shooting against Southwestern Community College on Jan. 7, 2017 ... started college career started at Western Kentucky where he played in all 34 games during his freshman season, averaging 5.6 points, 4.0 rebounds and 3.9 assists in 28.0 minutes ... his 134 assists were the most by a freshman in school history ... tabbed a two-time all-state selection and finalist for the 2015 Tennessee Class AA Mr. Basketball award for while averaging 23 points, eight assists, seven rebounds and four steals as a senior at South Side High School ... helped lead his team to the 2014 state championship while finishing his career with more than 1,800 points, 500 assists, 300 rebounds and 200 steals.

**Personal:** Born May 16, 1997 in Fort Oglethorpe, Ga. ... son of Elverna Cain ... has one brother, Jauwon Cain ... right-handed.

## SEASON & CAREER STATISTICS

2019-20 Season		Career
17 vs. Bowling Green, 11/24/19	Pts	29 vs. Tennessee Tech, 11/21/17#
12 at Ohio State, 11/6/19	FG Atts	16, 2x (last vs. TCU, 11/24/17)#
5 vs. Drake, 11/11/19	FG Made	8, 3x (last at Utah State, 1/31/18)#
6, 2x (last vs. Drake, 11/11/19)	3PT-FG Atts	11 vs. Tennessee Tech, 11/21/17#
1, 3x (last vs. Bowling Green, 11/24/19)	3PT-FG Made	7 vs. Tennessee Tech, 11/21/17#
21 vs. Bowling Green, 11/24/19	FT Atts	21 vs. Bowling Green, 11/24/19
10 vs. Bowling Green, 11/24/19	FT Made	10, 2x (last 10 vs. Bowling Green, 11/24/19)
7 vs. Bowling Green, 11/24/19	Rebs	7, 5x (last vs. Bowling Green, 11/24/19)
4, 3x (last vs. Bowling Green, 11/24/19)	Assts	10 vs. Northern New Mexico, 11/11/17#
4 at Ohio State, 11/6/19	Stls	4 at Ohio State, 11/6/19
1 vs. Bowling Green, 11/24/19	Blks	1, 2x (last vs. Bowling Green, 11/24/19)
38 vs. Bowling Green, 11/24/19	Mins	38 vs. Bowling Green, 11/24/19

# - Statistics from playing career at New Mexico

## MISCELLANEOUS STATISTICS

CATEGORY	2015-16	2017-18	2019-20	CAREER
Double-Figure Scoring Games	5	15	3	23
Double-Figure Rebounding Games	0	0	0	0
Double-Double Games	0	1	0	1
20-Point Scoring Games	0	3	0	3
Games Led Team in Scoring	1	3	0	4
Games Led Team in Rebounding	3	0	0	3
Games Led Team in Assists	21	7	2	30
Games With 3+ Assists	24	15	3	42
Games With 3+ Blocks	0	0	0	0
Games With 3+ Steals	2	1	2	5
Games With 3+ 3-Pointers	2	5	0	7

## CAREER STATISTICS

			Total		3-Point		F-Throws		Rebounds										Scoring	
Season	gp-gs	min/avg	fg-fga	pct	fg-fga	pct	ft-fa	pct	off	def	tot	avg	pf	fo	ast	to	blk	stl	pts	avg
2015-16*	34-29	952/28.0	57-179	.318	34-120	.283	42-61	.689	21	114	135	4.0	61	0	134	67	1	19	190	5.6
2017-18*	34-19	832/24.5	102-274	.372	56-178	.315	63-83	.759	6	56	62	1.8	56	0	93	64	0	26	323	9.5
2019-20	6-6	182/30.3	15-47	.319	4-25	.160	16-33	.485	4	18	22	3.7	13	0	14	13	1	8	50	8.3
TOTAL	6-6	182/30.3	15-47	.319	4-25	.160	16-33	.485	4	18	22	3.7	13	0	14	13	1	8	50	8.3
All*	74-54	1966/26.6	174-500	.348	94-323	.291	121-177	.684	31	188	219	3.0	130	0	241	144	2	53	563	7.6

\* Statistics from prior team/school



# #0 CHRIS MCNEAL

GUARD • 6-1 • 190 • GRADUATE • TR • JACKSON, TENN. (SOUTH SIDE HS/TENNESSEE TECH)

## GAME-BY-GAME STATISTICS

### 2019-20 (GRAD TRANSFER SEASON - CINCINNATI)

Opponent	Date	Total				3-Pointers		Free throws		Rebounds				pf	a	t/o	blk	stl	pts	avg	
		gs	min	fg-fga	pct	3fg-fga	pct	ft-fa	pct	off	def	tot	avg								
at Ohio St.	11/06/19	*	34	4-12	.333	1-6	.167	1-1	1.000	1	3	4	4.0	3	1	2	0	4	10	10.0	
DRAKE	11/11/19	*	26	5-11	.455	1-6	.167	1-3	.333	0	2	2	3.0	1	4	0	0	3	12	11.0	
ALABAMA A&M	11/14/19	*	26	0-5	.000	0-4	.000	2-4	.500	0	4	4	3.3	1	4	3	0	1	2	8.0	
vs Illinois State	11/22/19	*	31	1-3	.333	0-2	.000	0-2	.000	1	2	3	3.3	3	0	1	0	0	2	6.5	
vs Bowling Green	11/24/19	*	38	3-11	.273	1-5	.200	10-21	.476	2	5	7	4.0	4	4	3	1	0	17	8.6	
vs Valparaiso	11/25/19	*	27	2-5	.400	1-2	.500	2-2	1.000	0	2	2	3.7	1	1	4	0	0	7	8.3	
Totals			6	182	15-47	.319	4-25	.160	16-33	.485	4	18	22	3.7	13	14	13	1	8	50	8.3

### 2017-18 (JUNIOR SEASON - NEW MEXICO)

Opponent	Date	gs	min	Total		3-Pointers		Free throws		Rebounds				pf	a	t/o	blk	stl	pts	avg	
				fg	fga	pct	3fg	3fga	pct	ft	ftr	pct	off								def
NORTHERN NEW MEXIC	11/11/17	*	23	8-14	571	6-10	600	2-3	667	0	1	1	1.0	1	10	3	0	1	24	24.0	
NEBRASKA-OMAHA	11/14/17	*	27	3-7	429	2-6	333	1-5	200	0	2	2	1.5	0	3	2	0	2	9	16.5	
at New Mexico State	11/17/17	*	29	3-8	375	1-4	250	3-3	1,000	1	3	4	2.3	2	1	3	0	0	10	14.3	
TENNESSEE TECH	11/21/17	*	34	8-16	500	7-11	636	6-8	750	1	3	4	2.8	3	6	4	0	1	29	18.0	
vs TCU	11/24/17	*	28	5-16	313	2-10	200	0-0	.000	1	3	4	3.0	3	2	2	0	1	12	16.8	
vs Maryland	11/25/17	*	29	6-14	429	2-6	333	5-5	1,000	0	0	0	2.5	3	2	2	0	1	19	17.2	
EVANSVILLE	11/29/17	*	29	5-8	625	2-4	500	1-1	1,000	0	2	2	2.4	2	1	1	0	2	13	16.6	
at UTEP	12/2/17	*	34	1-5	200	1-4	250	6-6	1,000	0	3	3	2.5	1	3	0	0	1	9	15.6	
at Colorado	12/6/17	*	25	1-6	167	0-3	000	2-3	667	0	2	2	2.4	1	3	2	0	0	4	14.3	
NEW MEXICO STATE	12/9/17		28	1-6	167	0-4	000	2-3	667	0	3	3	2.5	1	2	4	0	0	4	13.3	
ARIZONA	12/16/17		28	2-9	222	2-8	250	0-0	.000	1	3	4	2.6	3	2	3	0	1	6	12.6	
RICE	12/19/17		26	4-8	500	4-8	500	1-2	500	0	2	2	2.6	0	2	0	0	1	13	12.7	
PRAIRIE VIEW A&M	12/22/17		23	2-7	286	1-5	200	0-0	.000	0	0	0	2.4	2	1	3	0	0	5	12.1	
AIR FORCE	12/27/17	*	22	3-8	375	1-6	167	0-0	.000	0	4	4	2.5	4	1	0	0	0	7	11.7	
at Nevada	12/30/17		20	3-8	375	1-6	167	0-0	.000	0	2	2	2.5	0	2	1	0	0	7	11.4	
at Boise State	01/03/18		24	1-10	100	0-5	000	0-0	.000	0	3	3	2.5	1	7	0	0	0	2	10.8	
SAN JOSE STATE	1/6/18		32	4-11	364	2-8	250	2-4	500	0	1	1	2.4	0	4	2	0	0	12	10.9	
WYOMING	1/10/18		21	1-4	250	1-3	333	2-2	1,000	0	0	0	2.3	2	1	6	0	0	5	10.6	
at Fresno State	01/13/18		25	4-9	444	1-5	200	7-8	875	0	0	0	2.2	4	2	0	0	1	16	10.8	
at UNLV	01/17/18		18	0-4	000	0-2	000	1-2	500	0	3	3	2.2	0	0	2	0	0	1	10.4	
SAN DIEGO STATE	1/20/18		17	2-6	333	2-3	667	0-1	.000	0	1	1	2.1	3	3	1	0	0	6	10.1	
COLORADO STATE	1/27/18		15	1-5	200	1-4	250	0-0	.000	0	1	1	2.1	0	1	0	0	1	3	9.8	
at Utah State	01/31/18	*	36	8-15	533	3-6	500	2-2	1,000	0	2	2	2.1	2	3	1	0	0	21	10.3	
at San Jose State	02/03/18	*	24	2-7	286	1-6	167	1-2	500	0	2	2	2.1	2	3	1	0	2	6	10.1	
BOISE STATE	2/6/18	*	21	2-6	333	2-5	400	0-0	.000	0	2	2	2.1	0	5	0	0	1	6	10.0	
at Air Force	2/10/18	*	26	4-10	400	1-5	200	1-2	500	0	1	1	2.0	2	1	2	0	1	10	10.0	
UTAH STATE	2/14/18		21	4-10	400	1-5	200	1-1	1,000	0	1	1	2.0	2	3	1	0	2	10	10.0	
at Wyoming	02/20/18	*	26	3-8	375	1-5	200	10-12	833	0	0	0	1.9	4	6	5	0	3	17	10.2	
UNLV	2/25/18	*	23	1-5	200	0-3	.000	2-2	1,000	0	2	2	1.9	2	2	2	0	0	4	10.0	
at Colorado State	2/28/18	*	22	3-6	500	3-6	500	1-2	500	1	1	2	1.9	2	1	4	0	2	10	10.0	
FRESNO STATE	3/3/18	*	18	1-2	500	1-1	1,000	2-2	1,000	0	0	0	1.9	3	1	2	0	0	5	9.8	
vs Wyoming	03/08/18		18	2-6	333	2-5	400	2-2	1,000	0	0	0	1.8	1	3	1	0	1	8	9.8	
vs Utah State	03/09/18		21	4-8	500	2-5	400	0-0	.000	0	3	3	1.8	2	2	2	0	1	10	9.8	
vs San Diego State	03/10/18	*	19	0-2	000	0-1	.000	0-0	.000	1	0	1	1.8	1	1	1	0	0	0	9.5	
Totals			19	832	102-274	.372	56-178	.315	63-83	.759	6	56	62	1.8	56	93	64	0	26	323	9.5

### 2015-16 (FRESHMAN SEASON - WESTERN KENTUCKY)

Opponent	Date	gs	min	Total		3-Pointers		Free throws		Rebounds				pf	a	t/o	blk	stl	pts	avg	
				fg	fga	pct	3fg	3fga	pct	ft	fta	pct	off								def
CAMPBELLVILLE (KY.)	11/14/15	*	18	0-1	.000	0-1	.000	0-0	.000	0	3	3	3.0	3	3	1	0	0	0	0.0	
at Belmont	11/18/15	*	32	3-8	.375	2-4	.500	0-0	.000	2	3	5	4.0	4	4	1	0	0	8	4.0	
STONY BROOK	11/21/15	*	28	2-6	.333	1-3	.333	0-1	.000	0	3	3	3.7	1	6	0	0	0	5	4.3	
vs Drake	11/23/15	*	36	3-9	.333	2-6	.333	2-2	1.000	2	2	4	3.8	2	5	1	0	1	10	5.8	
vs Central Michigan	11/24/15	*	24	0-2	.000	0-1	.000	4-4	1.000	1	3	4	3.8	2	6	1	0	1	4	5.4	
vs Duquesne	11/25/15	*	18	0-5	.000	0-3	.000	0-0	.000	0	3	3	3.7	1	3	2	0	0	0	4.5	
EASTERN KENTUCKY	12/01/15	*	35	3-5	.600	3-5	.600	0-0	.000	0	5	5	3.9	2	6	3	0	0	9	5.1	
at Xavier	12/05/15	*	29	1-5	.200	0-2	.000	1-2	.500	1	5	6	4.1	2	5	5	0	0	3	4.9	
INDIANA STATE	12/13/15	*	27	1-3	.333	1-1	1.000	0-0	.000	1	2	3	4.0	1	6	0	0	2	3	4.7	
ALABAMA A&M	12/16/15	*	25	3-5	.600	2-4	.500	4-4	1.000	0	1	1	3.7	4	4	0	0	0	12	5.4	
at Louisville	12/19/15	*	27	0-4	.000	0-3	.000	2-4	.500	2	5	7	4.0	0	4	4	0	0	2	5.1	
DETROIT	12/22/15	*	35	2-7	.286	0-3	.000	6-7	.857	0	5	5	4.1	2	7	3	0	0	10	5.5	
BRESCIA (KY.)	12/28/15	*	26	2-9	.222	0-4	.000	0-1	.000	1	4	5	4.2	2	5	2	1	3	4	5.4	
at Marshall	01/03/16	*	34	3-9	.333	0-5	.000	1-4	.250	2	5	7	4.4	3	4	2	0	1	7	5.5	
FIU	01/07/16	*	30	2-6	.333	2-5	.400	0-0	.000	1	6	7	4.5	1	6	2	0	1	6	5.5	
FLORIDA ATLANTIC	01/09/16	*	25	1-2	.500	1-1	1.000	1-2	.500	0	4	4	4.5	1	1	2	0	0	4	5.4	
at Rice	01/14/16	*	35	3-6	.500	1-3	.333	0-0	.000	0	6	6	4.6	3	5	4	0	2	7	5.5	
at North Texas	01/16/16	*	9	0-3	.000	0-1	.000	0-0	.000	0	3	3	4.5	2	1	2	0	0	0	5.2	
at Old Dominion	01/21/16	*	20	0-4	.000	0-3	.000	0-0	.000	0	1	1	4.3	0	2	2	0	1	0	4.9	
at Charlotte	01/23/16	*	32	0-5	.000	0-4	.000	3-4	.750	1	4	5	4.4	1	1	1	0	0	3	4.9	
UAB	01/28/16	*	30	3-6	.500	2-5	.400	2-5	.400	1	5	6	4.4	2	5	3	0	1	10	5.1	
MIDDLE TENNESSEE	01/30/16	*	34	6-11	.545	4-8	.500	2-3	.667	0	3	3	4.4	3	2	3	0	0	18	5.7	
at UTSA	02/04/16	*	21	2-5	.400	2-5	.400	2-4	.500	0	2	2	4.3	2	2	2	0	1	8	5.8	
MARSHALL	02/13/16		20	0-3	.000	0-3	.000	0-0	.000	0	0	0	4.1	2	3	2	0	1	0	5.5	
OLD DOMINION	02/18/16	*	34	1-3	.333	1-3	.333	2-2	1.000	0	2	2	4.0	0	3	0	0	1	5	5.5	
CHARLOTTE	02/20/16	*	34	3-10	.300	1-5	.200	0-0	.000	1	4	5	4.0	2	1	2	0	0	7	5.6	
at Middle Tennessee	02/25/16	*	32	2-3	.667	2-3	.667	2-3	.667	2	4	6	4.1	2	6	0	0	0	8	5.7	
at UAB	02/27/16	*	25	1-2	.500	1-2	.500	0-1	.000	0	1	1	4.0	2	1	2	0	0	3	5.6	
SOUTHERN MISS	03/03/16	*	28	1-7	.143	1-5	.200	2-2	1.000	0	4	4	4.0	2	5	2	0	0	5	5.6	
LA TECH	03/05/16	*	37	2-6	.333	1-5	.200	2-2	1.000	2	5	7	4.1	1	7	6	0	0	7	5.6	
vs North Texas	03/09/16	*	34	3-5	.600	1-3	.333	2-2	1.000	0	6	6	4.2	1	9	4	0	0	9	5.7	
vs UAB	03/10/16	*	34	2-7	.286	1-5	.200	2-2	1.000	0	5	5	4.2	2	4	1	0	0	7	5.8	
vs Old Dominion	03/11/16	*	33	2-6	.333	2-5	.400	0-0	.000	1	1	0	4.1	3	1	0	0	0	6	5.8	
Totals			29	941	57-178	320	34-119	286	42-61	689	21	114	135	4.1	61	133	6.5	1	19	190	5.8



# #1 JEREMIAH DAVENPORT

CINCINNATI, OHIO (MOELLER HS/HARGRAVE MILITARY ACADEMY)

**2019-20 Season (Freshman):** Registered seven points and six rebounds against Bowling Green (11/25) ... posted six points with three rebounds in 12 minutes vs. Alabama A&M (11/14) ... scored first collegiate points making all three free throws after being fouled on a 3-point attempt at Ohio State (11/6).

**Prior to Cincinnati:** Averaged 16.5 points, 7.4 rebounds and 2.1 steals while shooting 42 percent from three-point range at Hargrave Military Academy (Chatham, Va.) ... helped guide the Tigers to a 35-3 overall mark last season while earning most valuable player honors at the Legacy Nissan Classic and National Prep Showcase ... averaged 15.7 points, 6.2 rebounds and 2.1 assists and shooting 59 percent from the field as a senior at Moeller in 2017-18 ... earned Greater Cincinnati Boys Basketball Player of the Year accolades, Greater Catholic League South Co-Player of the Year honors and was named an Ohio Division I Boys Basketball Third-Team selection by the Ohio Prep Sportswriters Association ... helped lead the Crusaders to consecutive state championship game appearances as a junior and senior, winning the title in 2017-18 ... Moeller posted a 55-4 mark with Davenport playing varsity as a junior and senior, including a 27-3 record in 2017-18.

**Personal:** Born Sept. 24, 1999 in Cincinnati, Ohio ... son of Sheila and Darren Davenport ... has two brothers, Michael and Joshua, and three sisters Gabrielle, Naomi and Deborah ... comes from a basketball family, mother (Morehead State) and father (Alcorn State), along with brothers, Michael (St. Bonaventure, 2008-12) and Joshua (Winthrop, 2013-17) and sister, Naomi (West Virginia, 2017-19) all played NCAA Division I basketball ... right-handed.

## SEASON & CAREER STATISTICS

### 2019-20 Season

	Pts	Career
7 vs. Bowling Green, 11/24/19	7 vs. Bowling Green, 11/24/19	
4 vs. Alabama A&M, 11/14/19	FG Atts	4 vs. Alabama A&M, 11/14/19
2 vs. Alabama A&M, 11/14/19	FG Made	2 vs. Alabama A&M, 11/14/19
1, 3x (last vs. Illinois State, 11/22/19)	3PT-FG Atts	1, 3x (last vs. Illinois State, 11/22/19)
1 vs. Alabama A&M, 11/14/19	3PT-FG Made	1 vs. Alabama A&M, 11/14/19
6 vs. Bowling Green, 11/24/19	FT Atts	6 vs. Bowling Green, 11/24/19
5 vs. Bowling Green, 11/24/19	FT Made	5 vs. Bowling Green, 11/24/19
6 vs. Bowling Green, 11/24/19	Rebs	6 vs. Bowling Green, 11/24/19
1 vs. Valparaiso, 11/25/19	Assts	1 vs. Valparaiso, 11/25/19
1, 2x (last vs. Valparaiso, 11/25/19)	Stls	1, 2x (last vs. Valparaiso, 11/25/19)
0	Blks	0
16 vs. Bowling Green, 11/24/19	Mins	16 vs. Bowling Green, 11/24/19

## MISCELLANEOUS STATISTICS

CATEGORY	2019-20	CAREER
Double-Figure Scoring Games	0	0
Double-Figure Rebounding Games	0	0
Double-Double Games	0	0
20-Point Scoring Games	0	0
Games Led Team in Scoring	0	0
Games Led Team in Rebounding	0	0
Games Led Team in Assists	0	0
Games With 3+ Assists	0	0
Games With 3+ Blocks	0	0
Games With 3+ Steals	0	0
Games With 3+ 3-Pointers	0	0

## GAME-BY-GAME STATISTICS

### 2019-20 (FRESHMAN SEASON)

Opponent	Date	gs	min	Total		3-Pointers		Free throws		Rebounds				pf	a	tlo	blk	stl	pts	avg
				fg-fga	pct	3fg-fga	pct	ft-fa	pct	off	def	tot	avg							
at Ohio St.	11/06/19	5	0-0	.000	0-0	.000	3-3	1.000	1	1	2	2.0	4	0	0	0	0	0	3.0	
DRAKE	11/11/19	7	0-2	.000	0-1	.000	0-0	.000	0	2	2	2.0	0	0	0	0	0	0	1.5	
ALABAMA A&M	11/14/19	12	2-4	.500	1-1	1.000	1-3	.333	2	1	3	2.3	0	0	1	0	1	6	3.0	
vs Illinois State	11/22/19	7	0-1	.000	0-1	.000	0-0	.000	0	1	1	2.0	0	0	1	0	0	0	2.3	
vs Bowling Green	11/24/19	16	1-3	.333	0-0	.000	5-6	.833	3	3	6	2.8	4	0	2	0	0	7	3.2	
vs Valparaiso	11/25/19	10	1-2	.500	0-0	.000	0-0	.000	0	1	1	2.5	2	1	0	0	1	2	3.0	
Totals		0	57	4-12	.333	1-3	.333	9-12	.750	6	9	15	2.5	10	4	0	2	18	3.0	

## CAREER STATISTICS

			Total		3-Point		F-Throws		Rebounds											Scoring	
Season	gp-gs	min/avg	fg-fga	pct	fg-fga	pct	ft-fa	pct	off	def	tot	avg	pf	fo	ast	to	blk	stl	pts	avg	
2019-20	6-0	57/9.5	4-12	.333	1-3	.333	9-12	.750	6	9	15	2.5	10	0	1	4	0	2	18	3.0	
TOTAL	6-0	57/9.5	4-12	.333	1-3	.333	9-12	.750	6	9	15	2.5	10	0	1	4	0	2	18	3.0	





# #2 KEITH WILLIAMS

GUARD • 6-5 • 215 • JUNIOR • 2L • BROOKLYN, N.Y. (BISHOP LOUGHLIN MEMORIAL)

## MOMENTS

- » Scored a career-high 19 points on 8-of-13 shooting with a trio of three vs. UCLA (12/19/18).
- » Posted 15 points with a career-high eight rebounds at UNLV (12/1/18).

**2019-20 Season (Junior):** Scored 17 points on 6-of-12 shooting with seven rebounds and two blocks against Valparaiso (11/25) ... contributed 11 points, three assists, two steals and two blocks vs. Alabama A&M (11/14) ... scored a team-high 13 points on 5-of-10 shooting with a pair of threes at No. 18 Ohio State (11/6) ... produced eight points, four rebounds and three assists against Thomas More (10/31).

**2018-19 Season (Sophomore):** Played in 35 games with 32 starts, averaging 9.9 points, 3.2 rebounds, 1.1 assists and 1.1 steals in 25.9 minutes ... ranked among AAC leaders in blocks (11th at 0.9) ... scored a career-high 19 points on 8-of-13 shooting with a trio of three-pointers and four assists against UCLA (12/19) ... posted 16 points on 7-of-14 shooting with four rebounds and two blocks against Xavier (12/8) ... scored 15 points on 5-of-10 shooting with a pair of threes to go with a career-high eight rebounds in 29 minutes at UNLV (12/1) ... tallied a team-high 12 points with six rebounds and three assists, including a pair a game-clinching free throws with four seconds left at UConn (2/24) ... scored 15 points with three blocks and three assists against North Carolina Central (11/13) in his first collegiate start ... scored 10 or more points in 19 games.

**2017-18 Season (Freshman):** Played in 33 games as a reserve, averaging 3.1 points and 1.2 rebounds in 9.8 minutes ... scored in double figures in each of his first two collegiate games, netting 10 points on 5-of-12 shooting with five rebounds in the season opener with Savannah State (11/10) and 10 points on 5-of-7 shooting against Western Carolina (11/13) ... grabbed a season-high five rebounds against Savannah State (11/10) and Tulane (3/1) ... scored nine points on 4-of-7 shooting in 14 minutes against Arkansas-Pine Bluff (12/19) ... hit a three-pointer at No. 19 Wichita State (3/4) in the regular-season finale ... knocked in a three-pointer just prior to the halftime buzzer at UConn (3/3).

**Prior to Cincinnati:** Named the 2017 All-New York City Player of the Year and Catholic High School Athletic Association (CHSAA) Class AA Most Valuable Player, helping Bishop Loughlin to the Brooklyn/Queens championship game and intersectional semifinals ... averaged 24.2 points and 12.6 rebounds as a senior and 15 points and 4.3 rebounds as a junior ... netted 37 points in a CHSAA Brooklyn/Queens diocesan semifinal double overtime win against Christ the King ... tallied 25 points on 12-of-17 shooting from the field in the 2017 Jordan Brand Classic Regional Boys Game at the Barclays Center ... averaged 15.0 points and 4.3 rebounds while shooting 47.8 percent (96 of 201) from the field and 40.6 percent (28 of 69) from three-point range in 17 games for New Heights, an AAU squad on the 2016 Under Armour Association's 17U summer circuit ... tabbed a four-star prospect by Rivals.com and 247Sports.

**Personal:** Born July 25, 1998 in Brooklyn, New York ... son of Yvette and Keith Williams Sr. ... has two brothers, Cleyon Carryl and Courtney Tyrell, and a sister, Tuanieha Williams ... right-handed.

## SEASON & CAREER STATISTICS

2019-20 Season		Career
17 vs. Valparaiso, 11/25/19	Pts	19 vs. UCLA, 12/19/18
12 vs. Valparaiso, 11/25/19	FG Atts	14 vs. Xavier, 12/8/18
6 vs. Valparaiso, 11/25/19	FG Made	8 vs. UCLA, 12/19/18
3, 2x (last vs. Alabama A&M, 11/14)	3PT-FG Atts	5, 2x (last vs. Houston, 2/10/19)
2 at Ohio State, 11/6/19	3PT-FG Made	3 vs. UCLA, 12/19/18
6, 2x (last vs. Valparaiso, 11/25/19)	FT Atts	10 vs. Wichita State, 2/17/19
5, 2x (last vs. Valparaiso, 11/25/19)	FT Made	9 vs. Wichita State, 2/17/19
7 vs. Valparaiso, 11/25/19	Rebs	8 at UNLV, 12/1/18
3, 2x (last vs. Alabama A&M, 11/14)	Assts	5 vs. Tulsa, 1/24/19
1, 3x (last vs. Valparaiso, 11/25/19)	Stls	4, 2x (last vs. Houston, 2/10/19)
2, 2x (last vs. Valparaiso, 11/25/19)	Blks	3 vs. NC Central, 11/13/18
36 vs. Valparaiso, 11/25/19	Mins	37, 2x (last vs. Houston, 2/10/19)

## MISCELLANEOUS STATISTICS

CATEGORY	2017-18	2018-19	2019-20	CAREER
Double-Figure Scoring Games	2	18	2	22
Double-Figure Rebounding Games	0	0	0	0
Double-Double Games	0	0	0	0
20-Point Scoring Games	0	0	0	0
Games Led UC in Scoring	0	3	1	4
Games Led UC in Rebounding	0	1	0	1
Games Led UC in Assists	0	2	0	2
Games With 3+ Assists	0	4	1	5
Games With 3+ Blocks	0	2	0	2
Games With 3+ Steals	0	5	0	5
Games With 3+ 3-Pointers	0	1	0	1

## CAREER STATISTICS

			Total		3-Point		F-Throws		Rebounds											Scoring	
Season	gp-gs	min/avg	fg-fga	pct	fg-fga	pct	ft-fa	pct	off	def	tot	avg	pf	fo	ast	to	blk	stl	pts	avg	
2017-18	33-0	325/9.8	40-104	.385	4-27	.148	17-32	.531	15	25	40	1.2	23	0	14	27	5	15	101	3.1	
2018-19	35-32	908/25.9	130-288	.451	21-76	.276	65-92	.707	46	65	111	3.2	84	1	38	50	31	39	346	9.9	
2019-20	6-6	152/25.3	23-49	.469	4-11	.364	15-18	.833	4	16	20	3.3	16	1	10	11	6	3	65	10.8	
TOTAL	74-38	1385/18.7	193-441	.438	29-114	.254	97-142	.683	65	106	171	2.3	123	2	62	88	42	57	512	6.9	



# #2 KEITH WILLIAMS

GUARD • 6-5 • 215 • JUNIOR • 2L • BROOKLYN, N.Y. (BISHOP LOUGHLIN MEMORIAL)

## GAME-BY-GAME STATISTICS

### 2019-20 (JUNIOR SEASON)

Opponent	Date	gs	min	Total		3-Pointers		Free throws		Rebounds				pf	a	t/o	blk	stl	pts	avg
				fg	pct	3fg	pct	ft	pct	off	def	tot	avg							
at Ohio St.	11/06/19	*	28	5-10	.500	2-3	.667	1-2	.500	2	0	2	2.0	2	0	3	0	1	13	13.0
DRAKE	11/11/19	*	19	1-2	.500	1-1	1.000	5-6	.833	0	3	3	2.5	1	3	1	0	0	8	10.5
ALABAMA A&M	11/14/19	*	25	4-9	.444	1-3	.333	2-2	1.000	1	3	4	3.0	1	3	2	2	0	11	10.7
vs Illinois State	11/22/19	*	22	5-8	.625	0-1	.000	2-2	1.000	0	2	2	2.8	3	1	1	1	0	12	11.0
vs Bowling Green	11/24/19	*	22	2-8	.250	0-1	.000	0-0	.000	0	2	2	2.6	5	1	2	1	1	4	9.6
vs Valparaiso	11/25/19	*	36	6-12	.500	0-2	.000	5-6	.833	1	6	7	3.3	4	2	2	2	1	17	10.8
Totals			6	152	23-49	4-11	.364	15-18	.833	4	16	20	3.3	16	10	11	6	3	65	10.8

### 2018-19 (SOPHOMORE SEASON)

Opponent	Date	gs	min	Total		3-Pointers		Free throws		Rebounds				pf	a	t/o	blk	stl	pts	avg	
				fg	pct	3fg	pct	ft	pct	off	def	tot	avg								
OHIO ST.	11/07/18		13	1-6	.167	0-2	.000	2-2	1.000	1	2	3	3.0	1	0	1	1	1	4	4.0	
N.C. CENTRAL	11/13/18	*	26	7-12	.583	1-2	.500	0-1	.000	3	1	4	3.5	2	3	1	3	2	15	9.5	
MILWAUKEE	11/16/18	*	23	3-7	.429	0-2	.000	6-8	.750	1	1	2	3.0	1	1	2	0	1	12	10.3	
WESTERN MICH.	11/19/18	*	21	4-6	.667	0-0	.000	0-0	.000	3	2	5	3.5	0	0	3	1	4	8	9.8	
vs George Mason	11/23/18	*	17	3-5	.600	0-1	.000	0-0	.000	1	2	3	3.4	3	0	1	0	2	6	9.0	
vs Ole Miss	11/24/18	*	24	2-6	.333	2-2	1.000	3-6	.500	2	3	5	3.7	4	0	0	0	0	9	9.0	
ARK-PINE BLUFF	11/27/18	*	26	6-9	.667	0-1	.000	0-0	.000	1	1	2	3.4	0	2	1	0	1	12	9.4	
at UNLV	12/01/18	*	29	5-10	.500	2-2	1.000	3-4	.750	4	4	8	4.0	3	0	2	0	0	15	10.1	
NORTHERN KY.	12/04/18	*	23	3-9	.333	0-3	.000	4-8	.500	2	2	4	4.0	3	0	2	1	1	10	10.1	
XAVIER	12/08/18	*	31	7-14	.500	0-3	.000	2-2	1.000	1	3	4	4.0	1	0	1	2	0	16	10.7	
at Mississippi State	12/15/18	*	37	6-13	.462	1-4	.250	2-6	.333	1	1	2	3.8	4	2	1	2	1	15	11.1	
UCLA	12/19/18	*	25	8-13	.615	3-4	.750	0-1	.000	0	3	3	3.8	3	4	0	0	0	19	11.8	
SOUTH CAROLINA ST.	12/22/18	*	11	0-1	.000	0-1	.000	1-2	.500	0	1	1	3.5	3	0	1	0	0	1	10.9	
TULANE	01/02/19		20	4-10	.400	0-2	.000	2-2	1.000	0	0	0	3.3	2	2	1	3	3	10	10.9	
at ECU	01/05/19	*	34	6-12	.500	0-3	.000	1-2	.500	1	2	3	3.3	3	0	2	1	2	13	11.0	
at Tulsa	01/10/19	*	32	6-11	.545	2-5	.400	0-0	.000	1	3	4	3.3	5	0	2	0	3	14	11.2	
UCONN	01/12/19	*	32	5-7	.714	1-2	.500	1-2	.500	1	1	2	3.2	4	1	0	1	2	12	11.2	
SOUTH FLA.	01/15/19	*	29	4-7	.571	2-2	1.000	1-1	1.000	2	0	2	3.2	3	0	1	2	1	11	11.2	
at Wichita St.	01/19/19	*	32	5-9	.556	1-2	.500	3-5	.600	1	0	1	3.1	2	0	4	2	0	14	11.4	
TULSA	01/24/19	*	22	1-4	.250	0-1	.000	1-2	.500	1	3	4	3.1	2	5	0	0	0	3	11.0	
at Temple	01/27/19	*	21	2-6	.333	1-2	.500	4-4	1.000	3	2	5	3.2	4	0	2	0	1	9	10.9	
SMU	02/02/19	*	28	4-7	.571	1-3	.333	4-6	.667	0	3	3	3.2	1	1	2	0	1	13	11.0	
at Memphis	02/07/19	*	24	3-8	.375	1-2	.500	2-2	1.000	2	1	3	3.2	2	1	1	0	0	9	10.9	
at Houston	02/10/19	*	37	4-13	.308	0-5	.000	0-0	.000	2	2	4	3.2	2	1	1	1	4	8	10.8	
WICHITA ST.	02/17/19	*	26	3-6	.500	0-2	.000	9-10	.900	0	3	3	3.2	1	0	1	1	0	15	10.9	
UCF	02/21/19	*	30	4-12	.333	2-3	.667	2-2	1.000	0	0	0	3.1	1	1	1	1	0	12	11.0	
at UConn	02/24/19	*	25	4-9	.444	0-2	.000	4-4	1.000	2	4	6	3.2	4	3	3	1	0	12	11.0	
at SMU	02/27/19	*	29	2-11	.182	0-4	.000	4-4	1.000	2	3	5	3.3	2	2	0	1	1	8	10.9	
MEMPHIS	03/02/19	*	34	4-11	.364	0-1	.000	2-4	.500	1	2	3	3.2	2	3	5	1	3	10	10.9	
at UCF	03/07/19	*	27	2-8	.250	0-2	.000	0-0	.000	2	1	3	3.2	3	1	1	0	1	4	10.6	
HOUSTON	03/10/19		21	4-6	.667	1-2	.500	0-0	.000	0	1	1	3.2	4	2	2	0	0	9	10.6	
vs SMU	03/15/19	*	26	1-5	.200	0-1	.000	2-2	1.000	1	0	1	3.1	3	0	1	1	0	4	10.4	
vs Wichita St.	03/16/19	*	27	3-6	.500	0-1	.000	0-0	.000	1	3	4	3.1	0	2	1	3	2	6	10.2	
vs Houston	03/17/19	*	19	2-4	.500	0-0	.000	0-0	.000	1	1	2	3.1	3	0	2	2	1	4	10.1	
vs Iowa	03/22/19	*	27	2-5	.400	0-2	.000	0-0	.000	2	4	6	3.2	3	1	1	0	1	4	9.9	
Totals			32	908	130-288	451	21-76	.276	65-92	.707	46	65	111	3.2	84	38	50	31	39	346	9.9

### 2017-18 (FRESHMAN SEASON)

Opponent	Date	gs	min	Total		3-Pointers		Free throws		Rebounds				pf	a	t/o	blk	stl	pts	avg
				fg	pct	3fg	pct	ft	pct	off	def	tot	avg							
SAVANNAH STATE	11/10/17		15	5-12	.417	0-4	.000	0-0	.000	3	2	5	5.0	0	1	1	0	0	10	10.0
WESTERN CAROLINA	11/13/17		19	5-7	.714	0-2	.000	0-2	.000	0	1	1	3.0	0	1	0	0	1	10	10.0
COPPIN STATE	11/16/17		18	2-6	.333	0-2	.000	0-3	.000	0	2	2	2.7	0	2	0	2	0	4	8.0
vs Buffalo	11/20/17		13	2-5	.400	0-0	.000	0-1	.000	0	1	1	2.3	2	0	2	0	1	4	7.0
vs Richmond	11/21/17		15	0-2	.000	0-0	.000	1-2	.500	0	1	1	2.0	2	1	3	0	1	1	5.8
vs Wyoming	11/22/17		11	1-3	.333	1-2	.500	1-2	.500	0	0	0	1.7	0	0	0	0	0	1	4.5
ALABAMA STATE	11/27/17		20	3-5	.600	0-1	.000	2-3	.667	2	0	2	1.7	0	2	0	0	0	8	5.9
at Xavier	12/02/17		2	0-0	.000	0-0	.000	0-0	.000	0	1	1	1.6	1	0	0	0	0	0	5.1
vs Florida	12/09/17		2	0-0	.000	0-0	.000	0-0	.000	0	1	1	1.6	0	0	1	0	0	0	4.6
MISSISSIPPI ST.	12/12/17		13	2-4	.500	0-2	.000	0-0	.000	0	1	1	1.5	1	0	2	1	1	4	4.5
at UCLA	12/16/17		11	2-6	.333	0-1	.000	0-0	.000	2	1	3	1.6	1	1	1	0	0	4	4.5
UA-PINE BLUFF	12/19/17		14	4-7	.571	0-1	.000	1-1	1.000	0	2	2	1.7	1	1	1	0	1	9	4.8
CLEVELAND STATE	12/21/17		9	2-4	.500	1-1	1.000	0-0	.000	1	1	2	1.7	1	0	0	0	0	5	4.8
MEMPHIS	12/31/17		17	1-3	.333	0-1	.000	1-2	.500	0	0	0	1.6	1	1	2	0	0	3	4.7
at Temple	01/04/18		6	0-2	.000	0-0	.000	0-0	.000	0	0	0	1.5	0	0	0	0	0	1	4.4
SMU	01/07/18		5	0-0	.000	0-0	.000	2-2	1.000	0	1	1	1.4	0	0	0	0	1	2	4.3
at USF	1/13/18		5	0-1	.000	0-0	.000	0-0	.000	0	0	0	1.4	0	1	1	0	0	0	4.0
ECU	01/20/18		12	0-5	.000	0-1	.000	0-0	.000	0	3	3	1.4	0	0	0	0	0	0	3.8
TEMPLE	01/24/18		9	1-3	.333	0-0	.000	4-4	1.000	0	1	1	1.4	2	0	1	0	2	6	3.9
at Memphis	1/27/18		2	0-0	.000	0-0	.000	0-0	.000	0	0	0	1.4	0	0	0	0	0	0	3.7
HOUSTON	01/31/18		1	0-0	.000	0-0	.000	0-0	.000	0	0	0	1.3	0	0	0	0	0	0	3.5
at UCONN	2/3/18		2	1-1	1.000	1-1	1.000	0-0	.000	0	0	0	1.2	0	0	0	0	0	3	3.5
UCF	02/06/18		14	1-5	.200	0-2	.000	0-0	.000	1	1	2	1.3	2	0	2	0	1	2	3.4
at SMU	02/11/18		12	3-5	.600	0-1	.000	2-2	1.000	0	0	0	1.2	1	1	2	0	1	8	3.6
WICHITA STATE	02/18/18		6	0-0	.000	0-0	.000	1-2	.500	1	0	1	1.2	0	0	0	0	0	1	3.5



# #3 MIKA ADAMS-WOODS

SYRACUSE, N.Y. (BISHOP LUDDEN HS/NEW HAMPTON SCHOOL [N.H.]

**2019-20 Season (Freshman):** Scored 10 points 4-of-6 shooting in 18 minutes vs. Valparaiso (11/25) ... contributed a basket, five rebounds and three assists in his collegiate debut vs. Drake (11/11) ... handed out a game-high four assists to go with five points and three rebounds in 16 minutes in the exhibition win over Thomas More (10/31).

**Prior to Cincinnati:** Averaged 19.0 points, 6.2 rebounds, 4.5 assists and 1.9 steals while shooting 52.5 percent from three-point range during the 2018-19 season, his second year at New Hampton School (N.H.) ... helped lead the prep school to a runner-up finish at the 2018 NEPSAC AAA Championship while averaging 16.1 points, 5.1 rebounds, 4.2 assists and 1.9 steals ... earned New England Preparatory School Athletic Council (NEPSAC) Class AAA first-team honors each of the past two seasons at the New Hampton School ... rated as the No. 10 prospect in New England by the New England Recruiting Report and the No. 2 player in the state. He was also the No. 34 point guard nationally according to Rivals.com ... spent three seasons at Bishop Ludden High School in Syracuse, N.Y., where he scored over 1,200 points. He averaged 19.8 points as a junior in 2016-17 while earning first-team All-Central New York honors.

**Personal:** Born Feb. 23, 2000 in Syracuse, N.Y. ... son of Porsche and Carzel ... Guardian is Victoria Woods ... has one brother, Joesph and one sister, Myeisha ... left-handed.

## SEASON & CAREER STATISTICS

2019-20 Season		Career
10 vs. Valparaiso, 11/25/19	Pts	10 vs. Valparaiso, 11/25/19
6 vs. Valparaiso, 11/25/19	FG Atts	6 vs. Valparaiso, 11/25/19
4 vs. Valparaiso, 11/25/19	FG Made	4 vs. Valparaiso, 11/25/19
2, 2x (last vs. Valparaiso, 11/25/19)	3PT-FG Atts	2, 2x (last vs. Valparaiso, 11/25/19)
1, 2x (last vs. Valparaiso, 11/25/19)	3PT-FG Made	1, 2x (last vs. Valparaiso, 11/25/19)
2 vs. Alabama A&M, 11/14/19	FT Atts	2 vs. Alabama A&M, 11/14/19
2 vs. Alabama A&M, 11/14/19	FT Made	2 vs. Alabama A&M, 11/14/19
5 vs. Drake, 11/11/19	Rebs	5 vs. Drake, 11/11/19
3 vs. Drake, 11/11/19	Assts	3 vs. Drake, 11/11/19
1, 2x (last vs. Valparaiso, 11/25/19)	Stls	1, 2x (last vs. Valparaiso, 11/25/19)
0	Blks	0
18 vs. Valparaiso, 11/25/19	Mins	18 vs. Valparaiso, 11/25/19

## MISCELLANEOUS STATISTICS

CATEGORY	2019-20	CAREER
Double-Figure Scoring Games	1	1
Double-Figure Rebounding Games	0	0
Double-Double Games	0	0
20-Point Scoring Games	0	0
Games Led Team in Scoring	0	0
Games Led Team in Rebounding	0	0
Games Led Team in Assists	0	0
Games With 3+ Assists	1	1
Games With 3+ Blocks	0	0
Games With 3+ Steals	0	0
Games With 3+ 3-Pointers	0	0


## GAME-BY-GAME STATISTICS

### 2019-20 (FRESHMAN SEASON)

Opponent	Date	Total				3-Pointers		Free throws		Rebounds				pf	a	t/o	blk	stl	pts	avg
		gs	min	fg-fga	pct	fg-fga	pct	ft-fa	pct	off	def	tot	avg							
DRAKE	11/11/19	14	1-3	.333	0-0	.000	0-0	.000	0	5	5	5.0	2	3	0	0	1	2	2.0	
ALABAMA A&M	11/14/19	13	1-3	.333	1-2	.500	2-2	1.000	0	1	1	3.0	1	1	4	0	5	3.5		
vs Illinois State	11/22/19	13	0-0	.000	0-0	.000	0-1	.000	0	1	1	2.3	1	0	3	0	0	2.3		
vs Bowling Green	11/24/19	4	0-1	.000	0-0	.000	0-0	.000	0	0	0	1.8	0	0	0	0	0	1.8		
vs Valparaiso	11/25/19	18	4-6	.667	1-2	.500	1-1	1.000	0	1	1	1.6	2	0	2	0	1	10	3.4	
Totals		0	62	6-13	.462	2-4	.500	3-4	.750	0	8	8	1.6	6	4	9	0	2	17	3.4

## CAREER STATISTICS

			Total		3-Point		F-Throws		Rebounds										Scoring	
Season	gp-gs	min/avg	fg-fga	pct	fg-fga	pct	ft-fa	pct	off	def	tot	avg	pf	fo	ast	to	blk	stl	pts	avg
2019-20	5-0	62/12.4	6-13	.462	2-4	.500	3-4	.750	0	8	8	1.6	6	0	4	9	0	2	17	3.4
TOTAL	5-0	62/12.4	6-13	.462	2-4	.500	3-4	.750	0	8	8	1.6	6	0	4	9	0	2	17	3.4



# #5 TREVOR MOORE

GUARD • 6-5 • 190 • JUNIOR • 2L • HOUSTON, TEXAS (PHILLIS WHEATLEY HS/SOUTH KENT PREP [CONN.])

## MOMENTS

- » Tallied a career-high 14 points against UCF (2/6/18).
- » Hit a career-high four threes against UConn (2/22/18).
- » Pulled down a career-high eight rebounds against Richmond (11/2/17).

**2018-19 Season (Sophomore):** Played in 34 games as a reserve, averaging 2.3 points and 1.4 rebounds in 11.8 minutes ... scored a season-high 10 points with a pair of threes against South Carolina State (12/22) ... hit a trio of three-pointers for nine points vs. SMU (2/2) and at Tulsa (1/10) ... contributed five points with four assists and three steals in 22 minutes against Arkansas Pine-Bluff (11/27) ... grabbed a season-high five rebounds at Temple (1/27) ... named to the Bearcats Academic Honor Roll during the 2018 fall semester.

**2017-18 Season (Freshman):** Played in 35 games as a reserve, averaging 3.4 points and 1.7 rebounds in 11.9 minutes ... posted a season-high 14 points on 4-of-7 shooting with a pair of threes in 13 minutes against UCF (2/6) ... scored 12 points with a season-best four three-pointers in 19 minutes against UConn (2/22) ... tallied 12 points with three threes in 16 minutes against Memphis (12/31) ... scored 11 points with a pair of steals against Alabama State (11/27) ... produced nine points and grabbed a season-high eight rebounds against Richmond (11/21).

**Prior to Cincinnati:** Averaged 13 points, 6.5 rebounds and three assists during the 2016-17 season at South Kent Prep in Connecticut ... ranked as the seventh-best prospect in Connecticut for 2017 according to the New England Recruiting Report ... averaged 14.3 points while shooting 37.6 percent (56 of 149) from three-point range and 39.0 percent (67 of 172) from the field during 16 games for the 2016 Houston Defenders, an AAU squad on the Under Armour Association's 17U summer circuit ... made 35 three-pointers during the circuit's April-May schedule, ranking second among all guards ... three-time all-district selection at Phillis Wheatley High School, led the Greater Houston area in three-pointers made as a junior ... advanced to the 2017 NEPSAC Class AAA semifinals and the 2017 National Prep School Championship quarterfinals.

**Personal:** Born July 3, 1999 in Houston, Texas ... son of Renell and Ray Moore ... has two brothers, D'Ion and KJ, and two sisters, Alteria and Kenetra.

## SEASON & CAREER STATISTICS

2019-20 Season		Career
3 vs. Alabama A&M, 11/14/19	Pts	14 vs. UCF, 2/6/18
3 vs. Alabama A&M, 11/14/19	FG Atts	10 vs. SC State, 12/22/18
1 vs. Alabama A&M, 11/14/19	FG Made	4, 4x (last vs. SC State, 12/22/18)
3 vs. Alabama A&M, 11/14/19	3PT-FG Atts	8, 2x (last vs. SC State, 12/22/18)
1 vs. Alabama A&M, 11/14/19	3PT-FG Made	4 vs. UConn, 2/22/18
0	FT Atts	5, vs UCF, 2/6/18
0	FT Made	4 vs UCF, 2/6/18
3 vs. Alabama A&M, 11/14/19	Rebs	8 vs. Richmond, 11/21/17
1, 3x (last vs. Illinois State, 11/22/19)	Assts	4 vs. Arkansas-Pine Bluff, 11/27/18
1 vs. Alabama A&M, 11/14/19	Stls	3, 2x (last at Tulsa, 1/10/19)
0	Blks	1, 3x (last vs. Ark.-Pine Bluff, 11/27/18)
10 vs. Illinois State, 11/22/19	Mins	26, 2x (last at Tulsa, 1/10/19)

## MISCELLANEOUS STATISTICS

CATEGORY	2017-18	2018-19	2019-20	CAREER
Double-Figure Scoring Games	4	1	0	5
Double-Figure Rebounding Games	0	0	0	0
Double-Double Games	0	0	0	0
20-Point Scoring Games	0	0	0	0
Games Led Team in Scoring	1	0	0	1
Games Led Team in Rebounding	1	0	0	1
Games Led Team in Assists	0	0	0	0
Games With 3+ Assists	1	1	0	2
Games With 3+ Blocks	0	0	0	0
Games With 3+ Steals	0	2	0	2
Games With 3+ 3-Pointers	3	2	0	5

## CAREER STATISTICS

			Total		3-Point		F-Throws		Rebounds											Scoring	
Season	gp-gs	min/avg	fg-fga	pct	fg-fga	pct	ft-fa	pct	off	def	tot	avg	pf	fo	ast	to	blk	stl	pts	avg	
2017-18	35-0	418/11.9	35-105	.333	26-82	.317	23-34	.676	14	47	61	1.7	40	0	14	15	2	18	119	3.4	
2018-19	34-0	402/11.8	27-85	.318	18-68	.265	7-9	.778	14	33	47	1.4	39	0	18	10	1	14	79	2.3	
2019-20	5-0	33/6.6	2-7	.286	2-6	.333	0-0	.000	0	7	7	1.4	6	0	3	5	0	1	6	1.2	
TOTAL	74-0	853/11.5	64-197	.325	46-156	.295	30-43	.698	28	87	115	1.6	85	0	35	30	3	33	204	2.8	





# #5 TREVOR MOORE

GUARD • 6-5 • 190 • JUNIOR • 2L • HOUSTON, TEXAS (PHILLIS WHEATLEY HS/SOUTH KENT PREP [CONN.]

## GAME-BY-GAME STATISTICS

### 2019-20 (JUNIOR SEASON)

Opponent	Date	Total				3-Pointers		Free throws		Rebounds			pf	a	t/o	blk	stl	pts	avg	
		gs	min	fg-fga	pct	3fg-fga	pct	ft-fa	pct	off	def	tot								
DRAKE	11/11/19	9	0-1	.000	0-1	.000	0-0	.000	0	0	0	0	0	1	1	0	0	0	0.0	
ALABAMA A&M	11/14/19	8	1-3	.333	1-3	.333	0-0	.000	0	3	3	1.5	1	1	1	0	1	3	1.5	
vs Illinois State	11/22/19	10	0-1	.000	0-1	.000	0-0	.000	0	3	3	2.0	2	1	2	0	0	0	1.0	
vs Bowling Green	11/24/19	4	1-2	.500	1-1	1.000	0-0	.000	0	1	1	1.8	2	0	1	0	0	3	1.5	
vs Valparaiso	11/25/19	2	0-0	.000	0-0	.000	0-0	.000	0	0	0	1.4	1	0	0	0	0	0	1.2	
Totals		0	33	2-7	.286	2-6	.333	0-0	.000	0	7	7	1.4	6	3	5	0	1	6	1.2

### 2018-19 (SOPHOMORE SEASON)

Opponent	Date	gs	min	Total		3-Pointers		Free throws		Rebounds			pf	a	t/o	blk	stl	pts	avg	
				fg-fga	pct	fg-fga	pct	ft-fga	pct	off	def	tot								avg
OHIO ST.	11/07/18	18	1-5	.200	0-3	.000	0-0	.000	0	2	2	2.0	1	0	0	0	1	2	2.0	
N.C. CENTRAL	11/13/18	16	1-3	.333	0-1	.000	1-1	1.000	0	0	0	1.0	2	1	0	0	0	3	2.5	
MILWAUKEE	11/16/18	10	0-1	.000	0-1	.000	0-0	.000	0	0	0	0.7	0	1	0	0	0	0	1.7	
WESTERN MICH.	11/19/18	10	0-0	.000	0-0	.000	2-2	1.000	1	1	2	1.0	0	1	0	0	0	2	1.8	
vs George Mason	11/23/18	5	0-0	.000	0-0	.000	0-0	.000	0	1	1	1.0	0	0	3	0	2	0	1.4	
ARK.-PINE BLUFF	11/27/18	22	2-4	.500	1-3	.333	0-0	.000	0	2	2	1.2	3	4	0	1	3	5	2.0	
at UNLV	12/01/18	7	1-2	.500	1-2	.500	0-0	.000	1	2	3	1.4	0	1	0	0	0	3	2.1	
NORTHERN KY.	12/04/18	12	0-1	.000	0-1	.000	0-0	.000	0	2	2	1.5	1	1	1	0	0	0	1.9	
XAVIER	12/08/18	7	1-1	1.000	1-1	1.000	0-0	.000	0	1	1	1.4	1	0	0	0	1	3	2.0	
at Mississippi State	12/15/18	4	0-1	.000	0-1	.000	0-0	.000	0	0	0	1.3	0	0	0	0	0	0	1.8	
UCLA	12/19/18	19	1-4	.250	1-3	.333	0-0	.000	0	3	3	1.5	2	0	0	0	2	3	1.9	
SOUTH CAROLINA ST.	12/22/18	22	4-10	.400	2-8	.250	0-0	.000	0	3	3	1.6	1	1	2	0	0	10	2.6	
TULANE	01/02/19	5	0-1	.000	0-1	.000	0-0	.000	0	0	0	1.5	0	0	0	0	0	0	2.4	
at ECU	01/05/19	6	2-4	.500	0-2	.000	0-0	.000	1	0	1	1.4	2	0	0	0	1	4	2.5	
at Tulsa	01/10/19	26	3-7	.429	3-7	.429	0-0	.000	1	2	3	1.5	2	0	0	0	3	9	2.9	
UCONN	01/12/19	10	0-1	.000	0-1	.000	0-0	.000	0	0	0	1.4	0	0	0	0	0	0	2.8	
SOUTH FLA.	01/15/19	10	0-2	.000	0-2	.000	0-0	.000	1	1	2	1.5	1	2	0	0	0	0	2.6	
at Wichita St.	01/19/19	8	0-1	.000	0-1	.000	0-0	.000	0	1	1	1.4	4	0	0	0	0	0	2.4	
TULSA	01/24/19	7	1-3	.333	1-3	.333	0-0	.000	0	1	1	1.4	1	0	1	0	0	3	2.5	
at Temple	01/27/19	17	1-2	.500	0-1	.000	0-0	.000	2	3	5	1.6	1	0	0	0	0	2	2.5	
SMU	02/02/19	17	3-6	.500	3-6	.500	0-0	.000	1	0	1	1.6	0	1	0	0	0	9	2.8	
at Memphis	02/07/19	12	1-2	.500	1-2	.500	0-0	.000	0	0	0	1.5	1	1	0	0	0	3	2.8	
at Houston	02/10/19	15	1-4	.250	1-3	.333	0-0	.000	1	0	1	1.5	1	1	0	0	1	3	2.8	
WICHITA ST.	02/17/19	11	0-1	.000	0-1	.000	0-0	.000	0	0	0	1.4	2	1	0	0	0	0	2.7	
UCF	02/21/19	13	0-1	.000	0-1	.000	0-0	.000	0	2	2	1.4	1	0	2	0	0	0	2.6	
at UConn	02/24/19	14	1-2	.500	1-2	.500	0-0	.000	1	0	1	1.4	2	0	0	0	0	3	2.6	
at SMU	02/27/19	11	1-4	.250	1-3	.333	0-0	.000	0	1	1	1.4	0	0	0	0	0	3	2.6	
MEMPHIS	03/02/19	15	0-2	.000	0-1	.000	0-2	.000	1	0	1	1.4	1	1	0	0	0	0	2.5	
at UCF	03/07/19	11	1-2	.500	1-2	.500	2-2	1.000	0	1	1	1.4	1	0	0	0	0	5	2.6	
HOUSTON	03/10/19	8	0-0	.000	0-0	.000	0-0	.000	0	1	1	1.4	2	0	0	0	0	0	2.5	
vs SMU	03/15/19	13	1-3	.333	0-1	.000	0-0	.000	2	2	4	1.5	1	0	1	0	0	2	2.5	
vs Wichita St.	03/16/19	8	0-2	.000	0-1	.000	0-0	.000	1	0	1	1.4	1	0	0	0	0	0	2.4	
vs Houston	03/17/19	4	0-0	.000	0-0	.000	0-0	.000	0	0	0	1.4	0	0	0	0	0	0	2.3	
vs Iowa	03/22/19	9	0-3	.000	0-3	.000	2-2	1.000	0	1	1	1.4	4	1	0	0	0	2	2.3	
Totals		0	402	27-85	.318	18-68	.265	7-9	.778	14	33	47	1.4	39	18	10	1	14	79	2.3

### 2017-18 (FRESHMAN SEASON)

Opponent	Date	gs	min	Total		3-Pointers		Free throws		Rebounds			pf	a	t/o	blk	stl	pts	avg
				fg-fga	pct	3fg-fga	pct	ft-fa	pct	off	def	tot							
SAVANNAH STATE	11/10/17	14	3-5	600	2-4	.500	0-0	.000	1	1	2	2.0	1	0	0	0	0	8	8.0
WESTERN CAROLINA	11/13/17	13	1-3	333	1-3	.333	2-2	1.000	0	3	3	2.5	1	0	0	0	1	5	6.5
COPPIN STATE	11/16/17	14	1-3	333	1-3	.333	2-4	.500	1	1	2	2.3	1	0	1	0	2	5	6.0
vs Buffalo	11/20/17	9	1-1	1,000	1-1	1,000	0-0	.000	0	1	1	2.0	2	0	0	0	0	3	5.3
vs Richmond	11/21/17	24	3-6	500	3-6	.500	0-0	.000	1	7	8	3.2	2	3	1	0	1	9	6.0
vs Wyoming	11/22/17	15	1-3	333	1-2	.500	0-0	.000	0	3	3	3.2	1	0	0	0	0	3	5.5
ALABAMA STATE	11/27/17	15	3-7	429	2-6	.333	3-4	.750	0	3	3	3.1	3	0	1	0	2	11	6.3
at Xavier	12/02/17	9	0-3	.000	0-3	.000	0-0	.000	0	2	2	3.0	2	0	0	0	1	0	5.5
MISSISSIPPI ST.	12/12/17	3	0-1	.000	0-1	.000	0-0	.000	0	0	0	2.7	1	0	0	0	0	0	4.9
at UCLA	12/16/17	0	0-0	.000	0-0	.000	0-0	.000	0	0	0	2.4	0	0	0	0	0	0	4.4
UA-PINE BLUFF	12/19/17	22	2-5	400	1-3	.333	1-2	.500	1	3	4	2.5	1	2	1	0	2	6	4.5
CLEVELAND STATE	12/21/17	9	1-3	333	1-3	.333	0-0	.000	0	0	0	2.3	0	1	0	0	0	3	4.4
MEMPHIS	12/31/17	16	4-7	571	3-6	.500	1-2	.500	2	0	2	2.3	2	1	0	0	1	12	5.0
at Temple	01/04/18	11	0-1	.000	0-1	.000	0-0	.000	2	1	3	2.4	1	0	1	0	2	0	4.6
SMU	01/07/18	6	0-2	.000	0-1	.000	1-2	.500	1	0	1	2.3	1	0	1	0	0	1	4.4
at USF	1/13/18	16	0-2	.000	0-0	.000	1-2	.500	0	1	1	2.2	1	0	0	0	1	1	4.2
at UCF	1/16/18	14	1-3	333	0-1	.000	1-2	.500	0	3	3	2.2	2	0	0	0	1	3	4.1
ECU	01/20/18	10	0-2	.000	0-1	.000	2-2	1.000	0	0	0	2.1	0	0	0	0	1	2	4.0
TEMPLE	01/24/18	13	2-6	333	1-4	.250	0-1	.000	0	2	2	2.1	2	1	1	0	0	5	4.1
at Memphis	1/27/18	26	2-4	500	2-4	.500	2-2	1.000	0	3	3	2.2	2	1	0	0	0	8	4.3
HOUSTON	01/31/18	7	0-2	.000	0-1	.000	1-2	.500	1	0	1	2.1	1	0	0	0	0	1	4.1
at UCONN	2/3/18	10	0-1	.000	0-1	.000	0-0	.000	0	0	0	2.0	0	0	0	0	1	0	3.9
UCF	02/06/18	13	4-7	571	2-4	.500	4-5	.800	0	1	1	2.0	0	0	0	0	0	14	4.3
at SMU	02/11/18	15	0-4	.000	0-4	.000	0-0	.000	0	1	1	1.9	1	0	2	1	0	0	4.2
at Houston	2/15/18	10	0-1	.000	0-1	.000	0-0	.000	0	1	1	1.9	0	0	0	0	0	0	4.0
WICHITA STATE	02/18/18	6	0-2	.000	0-1	.000	0-0	.000	1	0	1	1.8	0	0	0	0	0	0	3.8
UCONN	02/22/18	19	4-8	500	4-8	.500	0-0	.000	1	2	3	1.9	1	2	0	0	1	12	4.1
TULSA	02/25/18	14	1-3	333	0-2	.000	0-0	.000	1	0	1	1.9	0	0	2	0	0	2	4.1
at Tulane	03/01/18	16	0-1	.000	0-1	.000	2-2	1.000	0	1	1	1.8	3	0	1	1	1	2	4.0
at Wichita State	03/04/18	2	0-0	.000	0-0	.000	0-0	.000	0	1	1	1.8	0	0	0	0	0	0	3.9
vs SMU	03/09/18	6	0-1	.000	0-0	.000	0-0	.000	1	2	3	1.8	1	1	0	0	0	0	3.7
vs Memphis	3-10-18	7	0-0	.000	0-0	.000	0-0	.000	0	0	0	1.8	1	0	0	0	0	0	3.6
vs Houston	3-11-18	7	0-2	.000	0-1	.000	0-0	.000	0	0	0	1.7	2	0	0	0	0	0	3.5
vs Georgia State	03/16/18	11	0-4	.000	0-3	.000	0-0	.000	0	3	3	1.8	3	1	1	0	0	0	3.4
vs Nevada	03/18/18	16	1-2	.500	1-2	.500	0-0	.000	0	1	1	1.7	1	0	0	0	0	3	3.4
Totals		0	418	35-105	333	26-82	317	23-34	676	14	47	61	17.40	14	15	2	18	119	3.4



# #13 TREVON SCOTT

FORWARD • 6-8 • 225 • R-SENIOR • 3L • TOWNSEND, GA. (McINTOSH COUNTY ACADEMY)

## CONFERENCE AWARDS

» All-Tournament Team (2019)

## MOMENTS

» Notched 17 points and 12 rebounds against SMU (3/15/19) in the AAC Tournament Quarterfinals.  
» Posted a career-high 22 points with 10 rebounds, making 12 of 13 free throws vs. Northern Kentucky (12/4/18).  
» Recorded his first career double-double with 15 points and 10 rebounds against Milwaukee (11/16/18).

**2019-20 Season (R-Senior):** Posted a double-double with 12 points and 11 rebounds against Valparaiso (11/25) ... scored 16 points on 7-of-10 shooting with eight rebounds against Alabama A&M (11/14) ... tied a career-high, grabbing 12 rebounds at No. 18 Ohio State (11/6) ... pulled down 11 rebounds with five points against Drake (11/11).

**2018-19 Season (R-Junior):** Started all 35 games, averaging 9.3 points, 6.9 rebounds and 1.5 assists in 30.6 minutes ... named to American Championship All-Tournament Team, averaging 13.7 points and a team-high 9.3 rebounds ... finished the season ranked among AAC leaders in rebounds (seventh at 6.9), offensive rebounds (seventh at 2.3), defensive rebounds (ninth at 4.5), field goal percentage (14th at .472) and minutes played (19th at 30.6) ... registered five double-doubles on the season, including 17 points and a career-high 12 rebounds against SMU (3/15) in the quarterfinals of the AAC Tournament ... poured in a team-high 20 points on 9-of-15 shooting with a pair of threes and nine rebounds at UCF (3/7) ... achieved a career-high 22 points with 10 rebounds while making 12 of 13 free throws vs. Northern Kentucky (12/4) ... scored in double figures in 16 games ... led the Bearcats in rebounding in 19 games ... named to the Bearcats Academic Honor Roll and Dean's List during the 2019 spring semester.

**2017-18 Season (R-Sophomore):** Played in all 36 games as a reserve, averaging 3.1 points, 3.6 rebounds, and 0.9 assists in 12.5 minutes ... shot 55.4 percent (41 of 74) from the field ... scored a season-high 10 points on 3-of-7 shooting with six rebounds in 17 minutes at Tulane (3/1) ... posted nine points on 4-of-5 shooting with a season-high nine rebounds in 19 minutes against UConn (2/22) ... grabbed at least one rebound in 30 of 36 games ... named to the Bearcats Academic Honor Roll and Dean's List during the fall 2017 semester ... earned Legion of Excellence Award for team's highest grade-point average ... received 2018 Academic All-AAC honors.

**2016-17 Season (R-Freshman):** Played in 35 games as a reserve, averaging 3.1 points and 2.5 rebounds in 10.2 minutes ... shot 50 percent (45 of 90) from the field on the season ... scored a season-high 11 points on 5-of-10 shooting with seven rebounds and three assists in 18 minutes against Texas Southern (12/13) ... recorded 10 points on 5-of-5 shooting against Fairleigh Dickinson (12/17) ... registered 10 points on 5-of-6 shooting against Penn State (11/20) ... tallied nine points and nine rebounds with a season-best five assists and five blocks in a season-high 29 minutes against Lipscomb (11/26) ... recorded nine points, seven rebounds and a season-high five steals against USF (1/29) ... grabbed at least one rebound in 28 of 35 games played.

**2015-16 Season (Redshirt):** Did not see action.

**Prior to Cincinnati:** Named the Georgia Region 2A Player of the Year as a junior and senior ... tabbed first team all-region as a freshman and sophomore ... set the school scoring mark with 1,824 points while averaging 13.3 rebounds during his career at McIntosh County Academy in Darien, Georgia (population 1,880) ... averaged 21.6 points, 14.1 rebounds, 6.5 assists and 3.5 blocks as a senior ... posted 22.3 points, 13.7 rebounds, 6.7 assists and 3.7 blocks as a junior ... tabbed a three-star prospect by ESPN, Rivals.com and Scout.com and 247 Sports.

**Personal:** Born Nov. 25, 1996 in Brunswick, Georgia ... son of Anita and Eddie Scott ... has two sisters, Jada and Jadyn, who signed NLI's to play for Cincinnati beginning in 2019-2020... right-handed ... first named pronounced "TREY-vaughn."

## SEASON & CAREER STATISTICS

2019-20 SEASON		CAREER
16 vs. Alabama A&M, 11/14/19	Pts	22 vs. NKU, 12/4/18
11 vs. Illinois State, 11/22/19	FG Atts	17 vs. SMU, 3/15/19
7 vs. Alabama A&M, 11/14/19	FG Made	9 at UCF, 3/7/19
2, 3x (last vs. Alabama A&M, 11/14/19)	3PT-FG Atts	5 at Memphis, 2/7/19
2 at Ohio State, 11/6/19	3PT-FG Made	2, 4x (last at Ohio State, 11/6/19)
8 vs. Bowling Green, 11/24/19	FT Atts	13 vs. NKU, 12/4/18
6 vs. Bowling Green, 11/24/19	FT Made	12 vs. NKU, 12/4/18
12 at Ohio State, 11/6/19	Rebs	12, 2x (last at Ohio State, 11/6/19)
3 vs. Illinois State, 11/22/19	Assts	6 vs. Western Carolina, 11/13/17
3 vs. Valparaiso, 11/25/19	Stls	5 vs. USF, 1/29/17
2 vs. Illinois State, 11/22/19	Blks	5 vs. Lipscomb, 11/26/16
37 vs. Bowling Green, 11/24/19	Mins	39 at UCF, 3/7/19

## MISCELLANEOUS STATISTICS

CATEGORY	2016-17	2017-18	2018-19	2019-20	CAREER
Double-Figure Scoring Games	3	1	16	3	23
Double-Figure Rebounding Games	1	0	7	4	12
Double-Double Games	0	0	5	0	5
20-Point Scoring Games	0	0	2	0	2
Games Led UC in Scoring	0	0	2	0	2
Games Led UC in Rebounding	2	5	19	3	29
Games Led UC in Assists	1	2	0	1	4
Games With 3+ Assists	2	6	8	1	17
Games With 3+ Blocks	1	0	0	0	1
Games With 3+ Steals	1	0	0	1	2
Games With 3+ 3-Pointers	0	0	0	0	0

## CAREER STATISTICS

Season	gp-gs	min/avg	Total fg-fga pct	3-Point fg-fga pct	F-Throws ft-fa pct	Rebounds off def tot avg	pf fo ast to blk stl	Scoring pts avg
2016-17	35-0	356/10.2	45-90 .500	1-3 .333	16-32 .500	24 64 88 2.5	25 0 20 16 15 17	107 3.1
2017-18	36-0	449/12.5	41-74 .554	0-1 .000	28-47 .596	50 78 128 3.6	38 0 32 22 7 15	110 3.1
2018-19	35-35	1071/30.6	125-265 .472	12-39 .308	64-96 .667	82 158 240 6.9	60 1 52 39 19 29	326 9.3
2019-20	6-6	169/28.2	22-44 .500	1-9 .111	13-16 .813	18 42 60 10.0	14 0 8 14 5 5	58 9.7
TOTAL	112-41	2045/18.3	233-473 .493	14-52 .269	121-191 .634	174 342 516 4.6	137 1 112 91 46 66	601 5.4



# #13 TREVON SCOTT

FORWARD • 6-8 • 225 • R-SENIOR • 3L • TOWNSEND, GA. (MCINTOSH COUNTY ACADEMY)

## GAME-BY-GAME STATISTICS

### 2019-20 (R-SENIOR SEASON)

Opponent	Date	gs	min	Total		3-Pointers		Free throws		Rebounds			pf	a	t/o	blk	stl	pts	avg	
				fg-fga	pct	3fg-fga	pct	ft-fa	pct	off	def	tot								avg
at Ohio St.	11/06/19	*	32	0-7	.000	0-2	.000	3-4	.750	6	6	12	12.0	3	2	2	0	3	3.0	
at Drake	11/11/19	*	19	2-4	.500	1-2	.500	0-0	.000	4	7	11	11.5	3	2	1	1	0	5	4.0
at Alabama A&M	11/14/19	*	21	7-10	.700	0-2	.000	2-2	1.000	1	7	8	10.3	2	0	1	1	0	16	8.0
vs Illinois State	11/22/19	*	33	6-11	.545	0-1	.000	2-2	1.000	3	4	7	9.5	2	3	4	2	1	14	9.5
vs Bowling Green	11/24/19	*	27	1-2	.500	0-1	.000	6-8	.750	1	10	11	9.8	4	1	2	1	1	8	9.2
vs Valparaiso	11/25/19	*	37	6-10	.600	0-1	.000	0-0	.000	3	8	11	10.0	0	0	4	0	3	12	9.7
Totals		6	169	22-44	.500	1-9	.111	13-16	.813	18	42	60	10.0	14	8	14	5	58	9.7	

### 2017-18 (R-SOPHOMORE SEASON)

Opponent	Date	gs	min	Total		3-Pointers		Free throws		Rebounds			pf	a	t/o	blk	stl	pts	avg	
				fg-fga	pct	3fg-fga	pct	ft-fta	pct	off	def	tot								
SAVANNAH STATE	11/10/17	12	1-2	.500	0-0	.000	2-2	1.000	1	2	3	3.0	2	3	1	0	1	4	4.0	
WESTERN CAROLINA	11/13/17	18	2-2	1.000	0-0	.000	2-3	.667	1	5	6	4.5	3	6	3	1	2	6	5.0	
COPPIN STATE	11/16/17	12	2-2	1.000	0-0	.000	2-2	1.000	2	3	5	4.7	0	3	0	0	1	6	5.3	
vs Buffalo	11/20/17	6	0-0	.000	0-0	.000	0-0	.000	0	0	0	3.5	1	0	2	0	1	0	4.0	
vs Richmond	11/21/17	20	1-1	1.000	0-0	.000	2-4	.500	0	3	3	3.4	2	0	1	0	1	4	4.0	
vs Wyoming	11/22/17	12	1-2	.500	0-0	.000	0-0	.000	0	4	4	3.5	0	0	1	0	0	2	3.7	
ALABAMA STATE	11/27/17	15	2-3	.667	0-0	.000	1-2	.500	3	4	7	4.0	0	1	1	0	0	5	3.9	
at Xavier	12/02/17	18	2-2	1.000	0-0	.000	0-0	.000	4	3	7	4.4	3	1	1	1	1	4	3.9	
vs Florida	12/09/17	19	0-1	.000	0-0	.000	0-0	.000	1	1	2	4.1	1	1	0	1	0	0	3.4	
MISSISSIPPI ST.	12/12/17	6	0-0	.000	0-0	.000	0-0	.000	0	0	0	3.7	1	1	0	0	0	0	3.1	
at UCLA	12/16/17	5	0-0	.000	0-0	.000	0-0	.000	1	0	1	3.5	1	0	0	0	0	0	2.8	
UA-PINE BLUFF	12/19/17	14	1-3	.333	0-0	.000	4-6	.667	4	1	5	3.6	0	3	0	0	2	6	3.1	
CLEVELAND STATE	12/21/17	10	1-1	1.000	0-0	.000	0-0	.000	0	0	0	3.3	0	0	0	1	0	2	3.0	
MEMPHIS	12/31/17	13	0-0	.000	0-0	.000	1-2	.500	2	1	3	3.3	0	3	0	0	1	1	2.9	
at Temple	01/04/18	4	0-0	.000	0-0	.000	2-2	1.000	1	1	2	3.2	0	0	4	0	0	2	2.8	
SMU	01/07/18	17	2-2	1.000	0-0	.000	0-2	.000	0	4	4	3.3	0	1	1	1	1	4	2.9	
at USF	1/13/18	8	0-0	.000	0-0	.000	1-2	.500	0	1	1	3.1	2	0	0	0	1	1	2.8	
at UCF	1/16/18	10	1-1	1.000	0-0	.000	0-0	.000	2	0	2	3.1	0	0	0	0	0	2	2.7	
ECU	01/20/18	14	1-2	.500	0-0	.000	3-6	.500	1	6	7	3.3	2	0	0	0	0	5	2.8	
TEMPLE	01/24/18	13	1-3	.333	0-0	.000	0-0	.000	4	2	6	3.4	2	0	1	1	1	2	2.8	
at Memphis	1/27/18	4	1-1	1.000	0-0	.000	0-0	.000	0	0	0	3.2	0	1	1	0	0	2	2.8	
HOUSTON	01/31/18	13	0-2	.000	0-0	.000	0-1	.000	2	2	4	3.3	1	0	0	0	0	0	2.6	
at UCONN	2/3/18	7	0-0	.000	0-0	.000	2-2	1.000	0	2	2	3.2	0	0	0	0	0	2	2.6	
UCF	02/06/18	14	2-4	.500	0-0	.000	0-1	.000	3	5	8	3.4	1	2	0	0	0	4	2.7	
at SMU	02/11/18	18	1-5	.200	0-1	.000	0-0	.000	3	2	5	3.5	2	4	0	0	1	2	2.6	
at Houston	2/15/18	6	1-1	1.000	0-0	.000	0-0	.000	0	0	0	3.3	0	0	1	0	0	2	2.6	
WICHITA STATE	02/18/18	4	1-1	1.000	0-0	.000	0-0	.000	0	0	0	3.2	1	0	0	0	0	2	2.6	
UCONN	02/22/18	19	4-5	.800	0-0	.000	1-4	.250	2	7	9	3.4	2	2	2	0	0	9	2.8	
TULSA	02/25/18	21	0-3	.000	0-0	.000	0-0	.000	3	4	7	3.6	3	0	1	1	0	0	2.7	
at Tulane	03/01/18	17	3-7	.429	0-0	.000	4-4	1.000	2	4	6	3.6	1	0	1	0	1	10	3.0	
at Wichita State	03/04/18	7	1-2	.500	0-0	.000	0-0	.000	2	1	3	3.6	0	0	0	0	0	2	2.9	
vs SMU	03/09/18	12	3-5	.600	0-0	.000	1-2	.500	2	1	3	3.6	0	0	0	0	0	7	3.1	
vs Memphis	3-10-18	18	3-6	.500	0-0	.000	0-0	.000	1	3	4	3.6	2	1	0	0	0	6	3.2	
vs Houston	3-11-18	16	0-2	.000	0-0	.000	0-0	.000	0	1	1	3.5	2	0	0	1	0	0	3.1	
vs Georgia State	03/16/18	10	1-1	1.000	0-0	.000	0-0	.000	1	2	3	3.5	0	0	0	0	0	2	3.0	
vs Nevada	03/18/18	17	2-2	1.000	0-0	.000	0-0	.000	2	3	5	3.6	3	0	0	0	0	4	3.1	
Totals		0	449	41-74	.554	0-1	.000	28-47	.596	50	78	128	3.6	38	32	22	7	15	110	3.1

### 2018-19 (R-JUNIOR SEASON)

Opponent	Date	gs	min	Total		3-Pointers		Free throws		Rebounds			pf	a	t/o	blk	stl	pts	avg	
				fg-fga	pct	ft-fa	pct	off	def	tot	avg									
OHIO ST.	11/07/18	*	29	2-5	.400	1-3	.333	3-4	.750	2	4	6.0	2	2	2	2	0	8	8.0	
N.C. CENTRAL	11/13/18	*	29	6-6	1.000	0-0	.000	0-0	.000	1	2	3	4.5	0	2	1	1	1	12	10.0
MILWAUKEE	11/16/18	*	38	6-13	.462	1-3	.333	2-4	.500	2	8	10	6.3	1	2	1	0	2	15	11.7
WESTERN MICH.	11/19/18	*	30	2-7	.286	0-0	.000	0-0	.000	1	2	3	5.5	3	2	0	0	1	4	9.8
vs George Mason	11/23/18	*	37	7-9	.778	0-0	.000	0-1	.000	2	6	8	6.0	2	1	1	1	0	14	10.6
vs Ole Miss	11/24/18	*	33	3-6	.500	0-0	.000	3-6	.500	2	7	9	6.5	3	0	1	2	1	9	10.3
ARK-PINE BLUFF	11/27/18	*	16	4-7	.571	0-0	.000	3-4	.750	2	5	7	6.6	3	1	4	0	1	11	10.4
at UNLV	12/01/18	*	31	2-6	.333	0-0	.000	0-0	.000	0	2	2	6.0	5	0	3	0	1	4	9.6
NORTHERN KY.	12/04/18	*	28	5-8	.625	0-0	.000	12-13	.923	3	7	10	6.4	0	3	1	1	0	22	11.0
XAVIER	12/08/18	*	34	5-11	.455	0-0	.000	0-0	.000	2	8	10	6.8	2	0	0	1	1	10	10.9
at Mississippi State	12/15/18	*	27	2-9	.222	0-0	.000	1-2	.500	1	3	4	6.5	4	0	1	1	1	5	10.4
UCLA	12/19/18	*	21	2-5	.400	0-2	.000	3-4	.750	2	3	5	6.4	0	4	0	1	1	7	10.1
SOUTH CAROLINA ST.	12/22/18	*	20	3-5	.600	0-0	.000	0-0	.000	4	1	5	6.3	0	2	1	0	0	6	9.8
TULANE	01/02/19	*	24	3-11	.273	0-2	.000	1-2	.500	2	1	3	6.1	2	1	0	1	1	7	9.6
at ECU	01/05/19	*	28	5-9	.556	0-1	.000	2-4	.500	3	6	9	6.3	3	3	2	0	1	12	9.7
at Tulsa	01/10/19	*	31	5-7	.714	0-0	.000	2-2	1.000	2	7	9	6.4	1	1	2	0	2	12	9.9
UCONN	01/12/19	*	34	1-7	.143	0-0	.000	0-0	.000	0	1	1	6.1	2	3	1	0	0	2	9.4
SOUTH FLA.	01/15/19	*	31	4-5	.800	0-0	.000	4-4	1.000	1	3	4	6.2	1	0	0	1	2	12	9.6
at Wichita St.	01/19/19	*	36	1-4	.250	0-0	.000	3-4	.750	4	6	10	6.2	1	1	2	1	0	5	9.3
TULSA	01/24/19	*	28	6-7	.857	1-1	1.000	0-1	.000	2	9	11	6.5	1	1	0	0	1	13	9.5
at Temple	01/27/19	*	29	5-8	.625	0-1	.000	3-5	.600	1	5	6	6.4	3	1	2	0	0	13	9.7
SMU	02/02/19	*	27	1-1	1.000	0-0	.000	0-0	.000	3	0	3	6.3	3	2	1	0	0	2	9.3
at Memphis	02/07/19	*	34	4-9	.444	2-5	.400	3-7	.429	3	6	9	6.4	1	3	0	0	1	13	9.5
at Houston	02/10/19	*	35	1-4	.250	1-2	.500	0-0	.000	0	3	3	6.3	0	1	0	0	1	3	9.2
WICHITA ST.	02/17/19	*	32	1-7	.143	0-0	.000	1-2	.500	3	5	8	6.3	1	4	0	1	1	3	9.0
UCF	02/21/19	*	29	3-7	.429	1-2	.500	0-0	.000	3	2	5	6.3	1	2	2	1	1	7	8.9
at UConn	02/24/19	*	29	2-7	.286	0-1	.000	1-2	.500	4	4	8	6.3	4	0	3	1	1	5	8.7
at SMU	02/27/19	*	22	2-8	.250	0-2	.000	0-0	.000	4	6	10	6.5	0	2	2	0	0	4	8.6
MEMPHIS	03/02/19	*	32	3-6	.500	0-1	.000	2-4	.500	3	4	7	6.5	0	1	2	1	2	8	8.6
at UCF	03/07/19	*	39	9-15	.600	2-3	.667	0-1	.000	6	3	9	6.6	1	3	1	0	1	20	8.9
HOUSTON	03/10/19	*	33	1-5	.200	0-2	.000	5-6	.833	3	5	8	6.6	3	0	1	0	0	7	8.9
vs SMU	03/15/19	*	35	8-17	.471	0-2	.000	1-2	.500	5	7	12	6.8	0	1	1	0	2	17	9.1
vs Wichita St.	03/16/19	*	39	4-11	.364	2-3	.667	2-4	.500	2	6	8	6.8	2	1	0	1	1	12	9.2
vs Houston	03/17/19	*	34	3-5	.600	1-2	.500	5-6	.833	1	7	8	6.9	1	2	0	0	0	12	9.3
vs Iowa	03/22/19	*	37	4-8	.500	0-1	.000	2-2	1.000	3	4	7	6.9	2	0	1	1	1	10	9.3
Totals		35	1071	125-265	.472	12-39	.308	64-96	.667	82	158	240	6.9	60	52	39	19	326	9.3	



# #20 MAMOUDOU DIARRA

FORWARD • 6-9 • 220 • R-SOPHOMORE • 1L • BAMAKO, MALI (22 FEET ACADEMY [S.C.] )

**2019-20 Season (R-Sophomore):** Grabbed a career-high nine rebounds against Alabama A&M (11/14) ... tallied four points, five rebounds and a block in a career-high 16 minutes against Drake (11/11).

**2018-19 Season (R-Freshman):** Played in 20 games as a reserve, averaging 2.3 points and 1.9 rebounds in 6.9 minutes ... scored a season-high nine points on 4-of-6 shooting with a pair of rebounds and a block in 13 minutes against Arkansas-Pine Bluff (11/27) ... tallied eight points and five rebounds in 12 minutes against South Carolina State (12/22) ... scored six points and grabbed six rebounds in a season-high 15 minutes at UConn (2/24).

**2017-18 Season (Redshirt):** Played in seven games as a reserve, averaging 2.9 points, 1.9 rebounds and 0.7 blocks in 6.6 minutes ... scored a season-high nine points with six rebounds and a block in a season-high 12 minutes against Western Carolina (11/13) ... netted five points and a three-pointer with three rebounds in nine minutes against Coppin State (11/16) ... recorded a pair of blocks against Alabama State (11/27) ... scored in five of his seven games ... named to the Bearcat Honor Roll during the fall 2017 semester.

**Prior to Cincinnati:** Helped 22 Feet Academy to a 29-9 record in 2016-17 while earning First Team All-Grind Session accolades and averaging 18.5 points, 10.2 rebounds and 3.2 blocks ... honored as one of 30 campers from 23 countries invited to participate in the NBA's Basketball Without Borders Camp surrounding the 2015 NBA All-Star Game.

**Personal:** Born Oct. 4, 1997 in Bamako, Mali ... son of Mastan Baha and Salifou Diarra ... has one sister, Kadidia ... his aunt Marietou Diarra played professional basketball in France ... right-handed.

## SEASON & CAREER STATISTICS

### 2019-20 SEASON

4 vs. Drake, 11/11/19	Pts	9, 2x (last vs. Ark.-Pine Bluff, 11/27/18)
3, 2x (last vs. Valparaiso, 11/25/19)	FG Atts	6, 3x (last vs. SC State, 12/22/18)
2 vs. Drake, 11/11/19	FG Made	4 vs. Arkansas-Pine Bluff, 11/27/18
0	3PT-FG Atts	2 vs. Coppin State, 11/16/17
0	3PT-FG Made	1, 2x (last vs. Ark.-Pine Bluff, 11/27/18)
2 vs. Valparaiso, 11/25/19	FT Atts	4, 2x (last vs. Western Michigan, 11/19/18)
1 vs. Valparaiso, 11/25/19	FT Made	3, 2x (last vs. Houston, 3/10/19)
9 vs. Alabama A&M, 11/14/19	Rebs	9 vs. Alabama A&M, 11/14/19
1, 2x (last vs. Valparaiso, 11/25/19)	Assts	1, 8x (last vs. Valparaiso, 11/25/19)
1, 3x (last vs. Bowling Green, 11/24/19)	Stls	2 at UCF, 3/7/19
1 vs. Drake, 11/11/19	Blks	2, 2x (last vs. Tulane, 1/2/19)
16 vs. Drake, 11/11/19	Mins	16 vs. Drake, 11/11/19

### CAREER

## MISCELLANEOUS STATISTICS

### CATEGORY

	2017-18	2018-19	2019-20	CAREER
Double-Figure Scoring Games	0	0	0	0
Double-Figure Rebounding Games	0	0	0	0
Double-Double Games	0	0	0	0
20-Point Scoring Games	0	0	0	0
Games Led Team in Scoring	0	0	0	0
Games Led Team in Rebounding	0	0	0	0
Games Led Team in Assists	0	0	0	0
Games With 3+ Assists	0	0	0	0
Games With 3+ Blocks	0	0	0	0
Games With 3+ Steals	0	0	0	0
Games With 3+ Three-Pointers	0	0	0	0

## GAME-BY-GAME STATISTICS

### 2019-20 (R-SOPHOMORE SEASON)

Opponent	Date	gs	min	Total	3-Pointers	Free throws	Rebounds	pf	a	t/o	blk	stl	pts	avg
at Ohio St.	11/06/19	3	0-0	.000	0-0	.000	0-0	.000	0	0	0	0	0	0.0
DRAKE	11/11/19	16	2-3	.667	0-0	.000	0-0	.000	2	3	5	2.5	4	2.0
ALABAMA A&M	11/14/19	13	1-2	.500	0-0	.000	0-0	.000	1	8	9	4.7	0	2.0
vs Illinois State	11/22/19	7	0-1	.000	0-0	.000	0-0	.000	0	1	1	3.8	2	0.1
vs Bowling Green	11/24/19	10	0-1	.000	0-0	.000	0-0	.000	1	2	3	3.6	1	0.1
vs Valparaiso	11/25/19	8	1-3	.333	0-0	.000	1-2	.500	1	1	2	3.3	0	1.5
Totals		0	57	4-10	.400	0-0	1-2	.500	5	15	20	3.3	8	3.3

### 2018-19 (R-FRESHMAN SEASON)

Opponent	Date	gs	min	Total	3-Pointers	Free throws	Rebounds	pf	a	t/o	blk	stl	pts	avg
N.C. CENTRAL	11/13/18	4	1-1	1.000	0-0	.000	0-0	.000	0	2	2	2.0	1	0.0
WESTERN MICH.	11/19/18	12	0-2	.000	0-0	.000	2-4	.500	2	4	6	4.0	2	1.0
vs Ole Miss	11/24/18	2	0-0	.000	0-0	.000	0-0	.000	0	1	1	3.0	0	0.0
ARK.-PINE BLUFF	11/27/18	14	4-6	.667	1-1	1.000	0-0	.000	0	2	2	2.8	2	0.1
UCLA	12/19/18	5	0-2	.000	0-0	.000	0-0	.000	0	1	1	2.4	0	0.0
SOUTH CAROLINA ST.	12/22/18	12	3-6	.500	0-1	.000	2-3	.667	1	4	5	2.8	1	0.0
TULANE	01/02/19	12	2-4	.500	0-0	.000	0-0	.000	2	4	6	3.3	1	0.1
at Tulsa	01/10/19	0	0-0	.000	0-0	.000	0-0	.000	0	0	0	2.9	0	0.0
SOUTH FLA.	01/15/19	3	0-1	.000	0-0	.000	0-0	.000	0	0	0	2.6	0	0.0
at Wichita St.	01/19/19	1	0-0	.000	0-0	.000	0-0	.000	0	0	0	2.3	0	0.0
TULSA	01/24/19	10	2-5	.400	0-0	.000	0-0	.000	1	0	1	2.2	3	0.1
at Temple	01/27/19	2	0-0	.000	0-0	.000	0-0	.000	0	0	0	2.0	1	0.0
at Memphis	02/07/19	3	0-1	.000	0-0	.000	0-0	.000	0	2	2	2.0	0	0.0
at UConn	02/24/19	15	2-5	.400	0-0	.000	2-2	1.000	2	4	6	2.3	2	1.0
at SMU	02/27/19	5	0-0	.000	0-0	.000	0-0	.000	0	1	1	2.2	0	0.0
at UCF	03/07/19	14	1-3	.333	0-0	.000	1-2	.500	2	1	3	2.3	0	1.0
HOUSTON	03/10/19	8	1-3	.333	0-0	.000	3-3	1.000	0	1	1	2.2	1	0.1
vs SMU	03/15/19	8	0-1	.000	0-0	.000	0-0	.000	1	0	1	2.1	0	0.0
vs Wichita St.	03/16/19	5	1-1	1.000	0-0	.000	0-0	.000	0	0	0	2.0	0	0.0
vs Iowa	03/22/19	3	0-1	.000	0-0	.000	0-0	.000	0	0	1	1.9	0	0.0
Totals		0	138	17-42	.405	1-2	.500	10-14	.714	11	27	3.8	1.9	1.5

### 2017-18 (FRESHMAN SEASON)

Opponent	Date	gs	min	Total	3-Pointers	Free throws	Rebounds	pf	a	t/o	blk	stl	pts	avg
SAVANNAH STATE	11/10/17	0	0-0	.000	0-0	.000	0-0	.000	0	0	0	0	0	0.0
WESTERN CAROLINA	11/13/17	12	3-6	.500	0-0	.000	3-4	.750	2	4	6	3.0	1	0.1
COPPIN STATE	11/16/17	9	1-5	.200	1-2	.500	2-2	1.000	1	2	3	3.0	0	0.0
ALABAMA STATE	11/27/17	8	1-4	.250	0-0	.000	0-0	.000	1	1	2	2.8	1	0.1
MISSISSIPPI ST.	12/12/17	1	0-0	.000	0-0	.000	0-0	.000	0	0	0	2.2	0	0.0
UA-PINE BLUFF	12/19/17	12	1-3	.333	0-0	.000	0-0	.000	1	0	1	2.0	1	0.1
MEMPHIS	12/31/17	4	1-2	.500	0-0	.000	0-0	.000	0	1	1	1.9	0	0.0
Totals		0	46	7-20	.350	1-2	.500	5-6	.833	5	8	13	1.9	1.5

## CAREER STATISTICS

Season	gp-gs	min/avg	Total	3-Point	F-Throws	Rebounds	pf	fo	ast	to	blk	stl	pts	avg
2017-18	7-0	46/6.6	7-20	.350	1-2	.500	5-6	.833	5	8	13	1.9	20	2.9
2018-19	20-0	138/6.9	17-42	.405	1-2	.500	10-14	.714	11	27	38	1.9	45	2.3
2019-20	6-0	57/9.5	4-10	.400	0-0	.000	1-2	.500	5	15	20	3.3	9	1.5
TOTAL	33-0	241/7.3	28-72	.389	2-4	.500	16-22	.727	21	50	71	2.2	74	2.2



# #21 JAEVIN CUMBERLAND

GUARD • 6-3 • 185 • GRADUATE • TR • WILMINGTON, OHIO (WILMINGTON HS/OAKLAND)

## CONFERENCE AWARDS

- » All-Tournament Team (2019)
- » Player of the Week (1x: 1/21/19)

## MOMENTS

- » Scored a career-high 31 points against Oral Roberts (11/24/18), going 15 of 15 from the free throw line.
- » Hit seven three-pointers as part of 27-point effort vs. Northern Kentucky in the Motor City Madness Tournament (3/11/19).

**2019-20 Season (Grad Transfer):** Scored a team-high 21 points with six threes against Bowling Green (11/24) ... tallied 13 points, a trio of threes, a game-high six assists and five steals against Alabama A&M (11/14) ... posted a game-high 17 points with five 3-pointers in 18 minutes against Drake (11/11).

**Prior to Cincinnati:** Graduate transfer who averaged 17.2 points and 3.5 assists while shooting 39.9 percent (109 of 273) from three-point range as a redshirt junior with Oakland ... ranked among the nation's leaders in minutes played (22nd at 37.1), three-pointers per game (22nd at 3.3), three-pointers attempted (28th at 27.3), three-point field goal percentage (50th at 39.9) and free throw percentage (51st at 85.4 percent) during the 2018-19 season ... completed the season having made at least one three-pointer in 33 consecutive games, the 13th longest streak in the nation ... ranked among Horizon League leaders in minutes played (second at 37.1), assist-to-turnover ratio (third at 1.9), free throw percentage (tied for fourth at .854), three-point percentage (sixth at .399), points (tied for sixth at 17.2) and assists (ninth at 3.5) ... named to the Horizon League's 2019 Motor City Madness All-Tournament Team after averaging 25 points and shooting 52.3 percent (11 of 21) from beyond the arc ... scored a career-high 31 points, including 15 of 15 free throws, against Oral Roberts ... tallied a game-high 27 points with seven threes against Brannen's Northern Kentucky squad in the league tournament semifinals ... made 26 consecutive free throws from Nov. 23 to Dec. 6 during 2018-19 season ... appeared in eight games during 2017-18 (junior season) before sitting out the remainder of the year due to injury ... saw action in eight games as a reserve, averaging 1.1 points, 1.3 rebounds and 0.8 assists in 9.3 minutes during 2017-18 ... played in 25 games as a reserve, averaging 2.7 points, 0.4 rebounds and 0.3 assists in 6.8 minutes in 2016-17 (sophomore season) ... played in 30 games as a reserve, averaging 1.3 points, 0.4 rebounds and 0.3 assists in 5.4 minutes in 2015-16 (freshman season) ... tabbed an Associated Press All-Ohio Division I First Team selection in 2014-15, he averaged 22.5 points at Wilmington High School, helping the Hurricane to a sectional championship as a senior ... finished his career with 1,846 points, most in school history.

**Personal:** Born March 10, 1996 in Wilmington, Ohio ... son of Shannon and Dwaine Cumberland ... cousin of Cincinnati senior guard Jarron Cumberland ... right-handed.

## SEASON & CAREER STATISTICS

### 2019-20 Season

		Career
21 vs. Bowling Green, 11/24/19	Pts	31 vs. Oral Roberts, 11/24/18#
15 vs. Bowling Green, 11/24/19	FG Atts	21 vs. Youngstown State, 3/6/18#
6, 2x (last vs. Bowling Green, 11/24/19)	FG Made	8, 4x (last vs. NKU, 3/11/19)#
14 vs. Bowling Green, 11/24/19	3PT-FG Atts	15 vs. Youngstown State, 1/31/19#
6 vs. Bowling Green, 11/24/19	3PT-FG Made	7, 2x (last vs. NKU, 3/11/19)#
4 vs. Bowling Green, 11/24/19	FT Atts	15 vs. Oral Roberts, 11/24/18#
3 vs. Bowling Green, 11/24/19	FT Made	15 vs. Oral Roberts, 11/24/18#
3 vs. Alabama A&M, 11/14/19	Rebs	8 vs. Defiance, 11/19/18#
6 vs. Alabama A&M, 11/14/19	Assts	9 vs. Defiance, 11/19/18#
5 vs. Alabama A&M, 11/14/19	Stls	5 vs. Alabama A&M, 11/14/19
1 vs. Alabama A&M, 11/14/19	Blks	2 vs. Milwaukee, 1/10/19#
34 vs. Bowling Green, 11/24/19	Mins	40, 6x (last vs. NKU, 3/11/19)#

# - Statistics from playing career at Oakland

## MISCELLANEOUS STATISTICS

CATEGORY	15-16	16-17	17-18	18-19	19-20	CAREER
Double-Figure Scoring Games	0	2	0	28	1	32
Double-Figure Rebounding Games	0	0	0	0	0	0
Double-Double Games	0	0	0	0	0	0
20-Point Scoring Games	0	0	0	10	1	11
Games Led Team in Scoring	0	0	0	11	1	12
Games Led Team in Rebounding	0	0	0	1	0	1
Games Led Team in Assists	0	0	0	9	1	10
Games With 3+ Assists	0	0	1	23	1	25
Games With 3+ Blocks	0	0	0	0	0	0
Games With 3+ Steals	0	0	0	5	1	6
Games With 3+ 3-Pointers	0	1	0	19	3	23

## CAREER STATISTICS

			Total		3-Point		F-Throws		Rebounds											Scoring	
Season	gp-gs	min/avg	fg-fga	pct	fg-fga	pct	ft-fita	pct	off	def	tot	avg	pf	fo	ast	to	blk	stl	pts	avg	
2015-16*	30-0	162/5.4	12-28	.429	6-16	.375	10-13	.769	5	8	13	0.4	22	0	9	7	0	3	40	1.3	
2016-17*	25-0	170/6.8	17-45	.378	13-31	.419	21-27	.778	2	9	11	0.4	14	0	7	7	1	5	68	2.7	
2017-18*	8-0	74/9.3	2-14	.143	1-7	.143	4-7	.571	4	6	10	1.3	7	0	6	6	0	2	9	1.1	
2018-19*	33-33	1223/37.1	173-407	.425	109-273	.399	111-130	.854	14	82	96	2.9	69	0	114	60	6	37	566	17.2	
2019-20	6-2	144/24.0	20-52	.385	17-44	.386	5-6	.833	1	6	7	1.2	8	0	15	13	1	6	62	10.3	
TOTAL	6-2	144/24.0	20-52	.385	17-44	.386	5-6	.833	1	6	7	1.2	8	0	15	13	1	6	62	10.3	
All*	102-35	1773/17.4	224-546	.410	146-371	.394	151-183	.825	26	111	137	1.3	120	0	151	93	8	53	745	7.3	

\* Statistics from prior team/school





# #21 JAEVIN CUMBERLAND

GUARD • 6-3 • 185 • GRADUATE • TR • WILMINGTON, OHIO (WILMINGTON HS/OAKLAND)

## GAME-BY-GAME STATISTICS

### 2019-20 (GRAD TRANSFER SEASON - CINCINNATI)

Opponent	Date	gs	min	Total		3-Pointers		Free throws		Rebounds				pf	a	t/o	blk	stl	pts	avg
				fg-fga	pct	3fg-fga	pct	ft-fa	pct	off	def	tot	avg							
at Ohio St.	11/06/19	27	1-6	.167	1-5	.200	0-0	.000	1	0	1	1.0	4	1	2	0	0	3	3.0	
DRAKE	11/11/19	19	6-11	.545	5-10	.500	0-0	.000	0	0	0	0.5	0	2	1	0	1	17	10.0	
ALABAMA A&M	11/14/19	* 29	4-9	.444	3-7	.429	2-2	1.000	0	3	3	1.3	1	6	3	1	5	13	11.0	
vs Illinois State	11/22/19	8	1-4	.250	0-2	.000	0-0	.000	0	0	0	1.0	0	0	1	0	0	2	8.8	
vs Bowling Green	11/24/19	34	6-15	.400	6-14	.429	3-4	.750	0	2	2	1.2	2	2	2	0	0	21	11.2	
vs Valparaiso	11/25/19	* 27	2-7	.286	2-6	.333	0-0	.000	0	1	1	1.2	1	4	4	0	0	6	10.3	
Totals		2	144	20-52	.385	17-44	.386	5-6	.833	1	6	7	1.2	8	15	13	1	6	62	10.3

### 2017-18 (JUNIOR SEASON - OAKLAND)

Opponent	Date	gs	min	Total		3-Pointers		Free throws		Rebounds				pf	a	t/o	blk	stl	pts	avg
				fg-fga	pct	3fg-fga	pct	ft-fa	pct	off	def	tot	avg							
FORT WAYNE	11/10/17	10	0-2	.000	0-1	.000	0-0	.000	0	0	0	0.0	1	0	0	0	0	0	0	0.0
NEW ORLEANS	11/13/17	11	0-1	.000	0-1	.000	1-3	.333	1	2	3	1.5	1	1	1	0	1	1	1	0.5
at TOLEDO	11/18/17	7	0-2	.000	0-0	.000	0-0	.000	0	1	1	1.3	0	0	0	0	0	0	0	0.3
at Syracuse	11/20/17	9	0-1	.000	0-1	.000	0-0	.000	0	0	0	1.0	3	1	2	0	0	0	0	0.3
at Kansas	11/24/17	3	0-1	.000	0-1	.000	0-0	.000	0	0	0	0.8	0	0	0	0	0	0	0	0.2
at ORU	11/27/17	15	1-4	.250	1-2	.500	3-4	.750	1	0	1	0.8	1	1	3	0	0	6	1.2	
TEXAS SOUTHERN	11/29/17	13	1-3	.333	0-1	.000	0-0	.000	0	3	3	1.1	1	3	0	0	1	2	1.3	
CHICAGO STATE	12/09/17	6	0-0	.000	0-0	.000	0-0	.000	2	0	2	1.3	0	0	0	0	0	0	1.1	
Totals		0	74	2-14	.143	1-7	.143	4-7	.571	4	6	10	1.3	7	6	6	0	2	9	1.1

### 2016-17 (SOPHOMORE SEASON - OAKLAND)

Opponent	Date	gs	min	Total		3-Pointers		Free throws		Rebounds				pf	a	t/o	blk	stl	pts	avg
				fg-fga	pct	3fg-fga	pct	ft-fa	pct	off	def	tot	avg							
BOWLING GREEN	11/11/16	4	0-0	.000	0-0	.000	0-0	.000	0	0	0	0.0	1	1	0	0	0	0	0	0.0
WESTERN MICHIGAN	11/14/16	2	0-1	.000	0-1	.000	0-0	.000	0	0	0	0.0	0	0	0	0	0	0	0	0.0
GOSHEN	11/18/16	15	5-8	.625	4-5	.800	2-4	.500	1	0	1	0.3	0	0	0	0	1	16	5.3	
CHICAGO STATE	11/19/16	7	1-2	.500	0-1	.000	2-2	1.000	0	3	3	1.0	0	0	0	0	0	4	5.0	
vs Nevada	11/23/16	6	1-3	.333	0-2	.000	2-2	1.000	0	0	0	0.8	0	0	0	0	0	4	4.8	
at Alaska Anchorage	11/25/16	3	0-0	.000	0-0	.000	0-0	.000	0	0	0	0.7	2	0	1	0	0	0	4.0	
vs UC Davis	11/26/16	dnp	-	-	-	-	-	-	-	-	-	-	-	-	-	-	-	-	-	
ORAL ROBERTS	12/1/16	16	1-2	.500	1-2	.500	1-2	.500	0	2	2	0.9	2	0	1	0	1	4	4.0	
SOUTHERN UTAH	12/3/16	9	1-5	.200	0-2	.000	3-4	.750	0	0	0	0.8	0	1	0	0	0	5	4.1	
at Robert Morris	12/10/16	4	0-1	.000	0-0	.000	0-0	.000	0	0	0	0.7	0	0	1	0	0	0	3.7	
NORTHEASTERN	12/20/16	dnp	-	-	-	-	-	-	-	-	-	-	-	-	-	-	-	-	-	
at Michigan State	12/21/16	2	0-0	.000	0-0	.000	0-0	.000	0	0	0	0.6	0	0	1	0	0	0	3.3	
GEORGIA	12/23/16	dnp	-	-	-	-	-	-	-	-	-	-	-	-	-	-	-	-	-	
WRIGHT STATE	12/29/16	dnp	-	-	-	-	-	-	-	-	-	-	-	-	-	-	-	-	-	
NORTHERN KENTUCKY	12/31/16	dnp	-	-	-	-	-	-	-	-	-	-	-	-	-	-	-	-	-	
at Valparaiso	01/06/17	dnp	-	-	-	-	-	-	-	-	-	-	-	-	-	-	-	-	-	
at UIC	01/08/17	dnp	-	-	-	-	-	-	-	-	-	-	-	-	-	-	-	-	-	
DETROIT MERCY	1/13/17	3	0-0	.000	0-0	.000	0-0	.000	0	0	0	0.5	0	1	1	0	0	0	3.0	
CLEVELAND STATE	1/16/17	7	0-1	.000	0-1	.000	2-2	1.000	1	1	2	0.7	4	1	0	0	1	2	2.9	
at Northern Kentucky	1/20/17	9	0-2	.000	0-1	.000	0-0	.000	0	0	0	0.6	1	0	0	0	0	0	2.7	
at Wright State	1/22/17	12	2-4	.500	2-3	.667	2-2	1.000	0	0	0	0.6	1	0	1	0	0	8	3.1	
GREEN BAY	1/27/17	5	0-1	.000	0-1	.000	0-2	.000	0	0	0	0.5	0	0	1	0	0	0	2.9	
MILWAUKEE	1/29/17	3	0-0	.000	0-0	.000	0-0	.000	0	0	0	0.5	0	0	0	0	0	0	2.7	
at Youngstown State	02/02/17	8	0-3	.000	0-2	.000	0-0	.000	0	0	0	0.5	0	1	0	0	0	0	2.5	
at Cleveland State	2/4/17	3	0-0	.000	0-0	.000	0-0	.000	0	0	0	0.4	0	0	0	0	0	0	2.4	
at Detroit Mercy	02/10/17	dnp	-	-	-	-	-	-	-	-	-	-	-	-	-	-	-	-	-	
VALPARAISO	2/17/17	4	1-1	1.000	1-1	1.000	0-0	.000	0	1	1	0.5	0	1	0	0	0	3	2.4	
UIC	02/19/17	4	1-2	.500	1-2	.500	0-0	.000	0	0	0	0.5	0	0	0	0	0	3	2.5	
YOUNGSTOWN STATE	2/21/17	7	1-4	.250	1-2	.500	0-0	.000	0	1	1	0.5	0	0	0	0	2	3	2.5	
at Green Bay	2/24/17	4	0-1	.000	0-1	.000	0-0	.000	0	1	1	0.5	0	0	0	0	0	0	2.4	
at Milwaukee	02/26/17	7	1-2	.500	1-2	.500	0-0	.000	0	0	0	0.5	2	0	0	0	0	3	2.4	
vs Youngstown State	03/04/17	dnp	-	-	-	-	-	-	-	-	-	-	-	-	-	-	-	-	-	
at Clemson	3/14/17	4	0-0	.000	0-0	.000	0-0	.000	0	0	0	0.5	0	0	0	0	0	0	2.3	
at Richmond	3/19/17	22	2-2	1.000	2-2	1.000	7-7	1.000	0	0	0	0.4	1	1	0	0	0	13	2.7	
Totals		0	170	17-45	.378	13-31	.419	21-27	.778	2	9	11	0.4	14	7	7	1	5	68	2.7

### 2018-19 (R-JUNIOR SEASON - OAKLAND)

Opponent	Date	gs	min	Total		3-Pointers		Free throws		Rebounds				pf	a	t/o	blk	stl	pts	avg
				fg/fga	pct	3fg/3ga	pct	ft/fta	pct	off	def	tot	avg							
TOLEDO	11/9/18	* 39	5-10	.500	4-9	.444	0-0	.000	0	0	0	0	0	3	6	1	0	2	14	14.0
WESTERN MICHIGAN	11/13/18	* 40	2-9	.222	2-7	.286	2-2	1.000	0	1	1	0.5	2	4	1	0	0	8	11.0	
at UNLV	11/16/18	* 36	4-8	.500	1-2	.500	3-3	1.000	1	2	3	1.3	1	3	1	0	0	12	11.3	
DEFIANCE	11/19/18	* 34	6-13	.462	4-10	.400	0-2	.000	2	6	8	3.0	2	9	0	1	0	16	12.5	
JAMES MADISON	11/23/18	* 35	3-11	.273	1-5	.200	2-2	1.000	0	0	2	0.4	0	4	0	0	0	9	11.8	
ORAL ROBERTS	11/24/18	* 37	7-12	.583	2-6	.333	15-15	1.000	0	2	2	2.3	1	3	1	3	31	15.0		
NORTHERN ILLINOIS	11/25/18	* 36	6-13	.462	3-5	.600	4-4	1.000	0	1	1	2.1	2	0	4	0	1	19	15.6	
at Xavier	12/01/18	* 37	3-11	.273	2-7	.286	0-0	.000	0	0	0	1.9	1	4	3	0	0	8	14.6	
at Fairfield	12/06/18	* 40	4-10	.400	4-8	.500	5-5	1.000	1	1	2	1.9	1	5	2	0	1	17	14.9	
at Northeastern	12/08/18	* 37	7-14	.500	5-9	.556	2-5	.400	1	1	2	1.9	4	3	1	0	3	21	15.5	
at HARTFORD	12/16/18	* 39	8-15	.533	7-12	.583	3-4	.750	0	2	2	1.9	2	6	2	0	0	26	16.5	
at Georgia	12/18/18	* 38	5-12	.417	4-9	.444	0-0	.000	0	1	1	1.8	2	2	4	0	2	14	16.3	
at Michigan St.	12/21/18	* 31	4-9	.444	4-6	.667	1-2	.500	1	4	5	2.1	2	1	3	0	0	13	16.0	
at Cleveland State	12/28/18	* 39	8-15	.533	4-10	.400	7-8	.875	2	5	7	2.4	1	2	2	0	1	27	16.8	
at Youngstown State	12/30/18	* 36	4-11	.364	3-7	.429	2-2	1.000	0	0	0	2.3	2	3	0	0	0	13	16.5	
NORTHERN KENTUCKY	01/03/19	* 38	5-14	.357	1-9	.111	4-4	1.000	3	3	3	2.3	2	6	3	0	1	15	16.4	
WRIGHT STATE	01/05/19	* 36	8-14	.571	6-10	.600	4-4	1.000	3	3	2	3.4	2	2	2	1	0	26	17.0	
MILWAUKEE	01/10/19	* 40	7-18	.389	5-14	.357	0-0	.000	3	3	2	2.4	2	3	2	2	0	19	17.1	
GREEN BAY	01/12/19	* 38	4-11	.364	3-8	.375	9-10	.900	1	2	3	2.4	3	6	2	0	2	20	17.3	
at Detroit Mercy	01/19/19	* 40	7-15	.467	6-13	.462	4-5	.800	0	2	2	2.4	0	2	2	0	2	24	17.6	
at IUPUI	01/24/19	* 38	7-20	.350	4-13	.308	0-0	.000	4	4	2	2.5	4	1	0	0	0	18	17.6	
at UIC	01/26/19	* 34	4-7	.571	3-6	.500	2-2	1.000	0	5	5	2.6	3	5	1	1	1	13	17.4	
YOUNGSTOWN STATE	01/31/19	* 37	6-21	.286	2-5	.133	5-5	1.000	3	2	5	2.7	2	3	0	0	1	19	17.5	
CLEVELAND STATE	02/02/19	* 34	5-12	.417	2-5	.400	8-8	1.000	1	3	4	2.8	1	4	1	1	0	20	17.6	
at Wright State	2/7/19	* 38	7-11	.636	5-7	.714	0-0	.000	3	3	3	2.8	0	4	3	0	1	19	17.6	
at Northern Ky.	02/09/19	* 37	6-13	.462	2-6	.333	2-2	1.000	0	1	1	2.7	4	0	1	0	3	16	17.6	
at Green Bay	2/14/19	* 34	3-12	.250	2-7	.286	0-0	.000	0	2	2	2.7	4	3	1	0	1	8	17.2	
at Milwaukee	02/16/19	* 37	3-10	.300	2-8	.250	1-2	.500	0	3	3	2.7	3	2	0	0	1	9	16.9	
DETROIT MERCY	02/23/19	* 37	3-9	.333	2-8	.250	6-6	1.000	1	1	2	2.7	4	3	0	0	0	14	16.8	
UIC	02/28/19	* 35	4-8	.500	1-4	.250	7-9	.778	0	6	2	2.8	3	6	7	1	3	16	16.8	
IUPUI	03/02/19	* 36	4-10	.400	2-7	.286	2-2	1.000	3	3	2	2.8	0	4	1	0	2	12	16.6	
YOUNGSTOWN STATE	03/06/19	* 40	6-13	.462	4-7	.571	7-11	.636	0	5	5	2.8	3	2	2	0	1	23	16.8	
vs Northern Kentucky	03/11/19	* 40	8-16	.500	7-14	.500	4-6	.667	0	5	5	2.9	2	3	4	0	3	27	17.2	
Totals		33	1223	173-407	425	109-273	399	111-310	854	14	82	96	29	69	114	60	6	37	566	17.2



# #23 ZACH HARVEY

GUARD • 6-5 • 195 • FRESHMAN • HS • TOPEKA, KAN. (HAYDEN HS/PROLIFIC PREP ACADEMY)

**2019-20 Season (Freshman):** Handed out a team-high four assists vs. Valparaiso (11/25) ... recorded his first collegiate basket against Drake (11/11).

**Prior to Cincinnati:** Originally reclassified to the 2020 class in September 2018 before reverting to the 2019 class ... as a 2020 prospect, tabbed a four-star prospect by 247Sports.com (No. 48) and Rivals.com (No. 50) ... was listed as the ninth-best shooting guard in the nation for the 2020 class by 247Sports.com ... attended Prolific Prep Academy in Napa, Calif., during the 2018-19 season, averaging 16.5 points, 4.9 assists and 4.8 rebounds through 11 games before an ankle injury sidelined him for the remainder of the year ... his squad posted a 29-7 record, advancing to the semifinals of the Grind Session National Championship ... played on the Under Armour Circuit for KC Run GMC during the 2018 summer, averaging 16.3 points and 3.6 rebounds while shooting 45.7 percent from the floor and 36.7 percent from three-point range ... earned class 4A-II all-state honors from both the Topeka Capital-Journal and Wichita Eagle as a junior after helping lead Hayden High School in Topeka to the state championship in 2017-18 ... averaged 23.1 points and scored a game-high 34 points with six three-pointers in the state championship game ... participated in the 2016 USA Basketball Junior National Team October minicamp and 2017 USA Basketball Men's U16 National Team training camp.

**Personal:** Born Feb. 23, 2001 in Kansas City, Kan. ... son of Jennifer Dieterich and DeCorey Harvey ... has one brother, Noah Jacobson ... mother played basketball at Kansas ... uncle, Jeff Dieterich, was a member of track and field team (threw the javelin) at Kansas ... right-handed.

## SEASON & CAREER STATISTICS

2019-20 Season		Career
4 vs. Alabama A&M, 11/14/19	Pts	4 vs. Alabama A&M, 11/14/19
4 vs. Drake, 11/11/19	FG Atts	4 vs. Drake, 11/11/19
1, 3x (last vs. Bowling Green, 11/24/19)	FG Made	1, 3x (last vs. Bowling Green, 11/24/19)
1 vs. Drake, 11/11/19	3PT-FG Atts	1 vs. Drake, 11/11/19
0	3PT-FG Made	0
4, 2x (last vs. Valparaiso, 11/25/19)	FT Atts	4, 2x (last vs. Valparaiso, 11/25/19)
3 vs. Valparaiso, 11/25/19	FT Made	3 vs. Valparaiso, 11/25/19
2 vs. Alabama A&M, 11/14/19	Rebs	2 vs. Alabama A&M, 11/14/19
4 vs. Valparaiso, 11/25/19	Assts	4 vs. Valparaiso, 11/25/19
1 vs. Drake, 11/11/19	Stls	1 vs. Drake, 11/11/19
0	Blks	0
27 vs. Valparaiso, 11/25/19	Mins	27 vs. Valparaiso, 11/25/19

## MISCELLANEOUS STATISTICS

CATEGORY	2019-20	CAREER
Double-Figure Scoring Games	0	0
Double-Figure Rebounding Games	0	0
Double-Double Games	0	0
20-Point Scoring Games	0	0
Games Led Team in Scoring	0	0
Games Led Team in Rebounding	0	0
Games Led Team in Assists	1	1
Games With 3+ Assists	1	1
Games With 3+ Blocks	0	0
Games With 3+ Steals	0	0
Games With 3+ 3-Pointers	0	0

## GAME-BY-GAME STATISTICS

### 2019-20 (FRESHMAN SEASON)

Opponent	Date	gs	min	Total		3-Pointers		Free throws		Rebounds			pf	a	t/o	blk	stl	pts	avg	
				fg-fga	pct	3fg-fga	pct	ft-fa	pct	off	def	tot								
at Ohio St.	11/06/19	2		0-1	.000	0-0	.000	1-2	.500	1	0	1	1.0	0	0	0	0	1	1.0	
DRAKE	11/11/19	14	1-4	.250	0-1	.000	0-1	.000	0	0	0	0.5	1	1	0	0	1	2	1.5	
ALABAMA A&M	11/14/19	12	1-1	1.000	0-0	.000	2-4	.500	0	2	2	1.0	1	2	0	0	0	4	2.3	
vs Illinois State	11/22/19	3	0-0	.000	0-0	.000	0-0	.000	0	0	0	0.8	1	0	0	0	0	0	1.8	
vs Bowling Green	11/24/19	10	1-2	.500	0-0	.000	1-2	.500	0	0	0	0.6	0	0	1	0	0	3	2.0	
vs Valparaiso	11/25/19	27	0-0	.000	0-0	.000	3-4	.750	0	1	1	0.7	3	4	2	0	0	3	2.2	
Totals		0	68	3-8	.375	0-1	.000	7-13	.538	1	3	4	0.7	6	7	3	0	1	13	2.2

## CAREER STATISTICS

			Total		3-Point		F-Throws		Rebounds											Scoring	
Season	gp-gs	min/avg	fg-fga	pct	fg-fga	pct	ft-fa	pct	off	def	tot	avg	pf	fo	ast	to	blk	stl	pts	avg	
2019-20	6-0	68/11.3	3-8	.375	0-1	.000	7-13	.538	1	3	4	0.7	6	0	7	3	0	1	13	2.2	
TOTAL	6-0	68/11.3	3-8	.375	0-1	.000	7-13	.538	1	3	4	0.7	6	0	7	3	0	1	13	2.2	



# #24 PRINCE TOYAMBI

FORWARD • 6-7 • 225 • R-FRESHMAN • HS • KINSHASA, CONGO (FRESNO HS [CALIF.]

**2019-20 Season (Redshirt):** Underwent a successful procedure on Monday, Oct. 14, to correct a cardiac issue discovered during the preseason ... A timetable for his return is not yet determined.

**2018-19 Season (Redshirt):** Did not see action ... named to the Bearcats Academic Honor Roll and Dean's List during the 2019 spring semester ... tabbed to The American's All-Academic Team.

**Prior to Cincinnati:** Averaged 17.4 points, 9.7 rebounds and 1.3 steals while shooting 58.7 percent (88 of 150) from the floor during 12 games for team "The Truth" at the NIKE EBYL and Peach Jam Invitational during the summer 2018 ... attended Fresno High School in Fresno, Calif. ... reclassified from the 2019 class to the 2018 class and signed with the Bearcats in early September.

**Personal:** Born Dec. 2, 2000 in Kinshasa, Congo ... has one sister: Magali Toyambi ... right-handed ... last name pronounced "toy-YAHM-bee."

## SEASON & CAREER STATISTICS

2019-20		CAREER
0	Pts	0
0	FG Atts	0
0	FG Made	0
0	3PT-FG Atts	0
0	3PT-FG Made	0
0	FT Atts	0
0	FT Made	0
0	Rebs	0
0	Assts	0
0	Stls	0
0	Blks	0
0	Mins	0

## MISCELLANEOUS STATISTICS

CATEGORY	2019-20	CAREER
Double-Figure Scoring Games	0	0
Double-Figure Rebounding Games	0	0
Double-Double Games	0	0
20-Point Scoring Games	0	0
Games Led UC in Scoring	0	0
Games Led UC in Rebounding	0	0
Games Led UC in Assists	0	0
Games With 3+ Assists	0	0
Games With 3+ Blocks	0	0
Games With 3+ Steals	0	0
Games With 3+ 3-Pointers	0	0

## GAME-BY-GAME STATISTICS

2019-20 (R-FRESHMAN SEASON)

## CAREER STATISTICS



# #31 SAM MARTIN

GUARD • 5-10 • 170 • JUNIOR • 2L • CINCINNATI, OHIO (SUMMIT COUNTRY DAY)

**2018-19 Season (Sophomore):** Played in six games as a walk-on reserve, averaging 0.8 points and 0.5 assists in 2.2 minutes ... scored a career-high five points with an assist in five minutes against UAPB (11/27) ... named to the Bearcats Academic Honor Roll and Dean's List during the 2018 fall semester and the Bearcats Academic Honor Roll during the 2019 spring semester ... tabbed to The American's All-Academic Team.

**2017-18 Season (Freshman):** Played in 10 games as a walk-on reserve, averaging 0.2 points, 0.2 assists and 0.1 rebounds in 1.9 minutes ... collected his first collegiate points with a pair of free throws in two minutes against Richmond (11/21) ... handed out two assists in two minutes of play against Memphis (12/31) ... took two shots without a basket and grabbed a rebound in four minutes against Temple (1/24) ... named to the Bearcats Academic Honor Roll and Dean's List during the 2017 fall semester.

**Prior to Cincinnati:** Averaged 15.4 points, 3.0 rebounds, 2.8 assists and 2.4 steals as a senior at Summit Country Day ... helped guide the Silver Knights to a 26-1 record and regional championship appearance in 2016-17 ... named an Associated Press Division III second team all-state selection as a senior ... chosen Miami Valley Conference Player of the Year and earned league first team accolades as a junior and senior ... helped lead Summit Country Day to a pair of soccer state titles as a junior and senior, combining for a 42-4-1 record ... tallied 38 goals, 24 assists and 100 points as a senior ... named all-midwest region, all-state first team and all-southwest Ohio first team selection as a senior ... set records during 2016 for most goals in a state championship game, most goals in a state semifinal game and most goals and most points in the city ... played basketball for his father, Scott, at St. Xavier High School as a freshman and sophomore.

**Personal:** Born Nov. 16, 1998 in Cincinnati, Ohio ... son of Carrie and Scott Martin ... has two sisters, Rachel and Lily ... his father, Scott, played basketball at Rollins College (1988-91) ... right-handed.

## SEASON & CAREER STATISTICS

2019-20 SEASON			CAREER
0	Pts	5 vs. Arkansas-Pine Bluff, 11/27/18	
0	FG Atts	2, 2x (last vs. Ark.-Pine Bluff, 11/27/18)	
0	FG Made	2 vs. Arkansas-Pine Bluff, 11/27/18	
0	3PT-FG Atts	1, 2x (last vs. UCF, 2/6/18)	
0	3PT-FG Made	0	
0	FT Atts	2 vs. Richmond, 11/21/17	
0	FT Made	2 vs. Richmond, 11/21/17	
0	Rebs	1 vs. Temple, 1/24/18	
0	Assts	2 vs. Memphis, 12/31/17	
0	Stls	0	
0	Blks	0	
0	Mins	5 vs. Arkansas-Pine Bluff, 11/27/18	

## MISCELLANEOUS STATISTICS

CATEGORY	2017-18	2018-19	2019-20	CAREER
Double-Figure Scoring Games	0	0	0	0
Double-Figure Rebounding Games	0	0	0	0
Double-Double Games	0	0	0	0
20-Point Scoring Games	0	0	0	0
Games Led UC in Scoring	0	0	0	0
Games Led UC in Rebounding	0	0	0	0
Games Led UC in Assists	0	0	0	0
Games With 3+ Assists	0	0	0	0
Games With 3+ Blocks	0	0	0	0
Games With 3+ Steals	0	0	0	0
Games With 3+ 3-Pointers	0	0	0	0

## GAME-BY-GAME STATISTICS

### 2019-20 (JUNIOR SEASON)

Opponent	Date	gs	min	Total		3-Pointers		Free throws		Rebounds				pf	a	t/o	blk	stl	pts	avg
				fg-fga	pct	3fg-fga	pct	ft-fga	pct	off	def	tot	avg							
DRAKE	11/11/19	1	0-0	.000	0-0	.000	0-0	.000	0-0	0	0	0	0.0	0	0	0	0	0	0	0.0
ALABAMA A&M	11/14/19	1	0-0	.000	0-0	.000	0-0	.000	0-0	0	0	0	0.0	0	0	0	0	0	0	0.0
Totals		0	2	0-0	.000	0-0	.000	0-0	.000	0	0	0	0.0	0	0	0	0	0	0	0.0

### 2018-19 (SOPHOMORE SEASON)


Opponent	Date	gs	min	Total		3-Pointers		Free throws		Rebounds				pf	a	t/o	blk	stl	pts	avg
				fg-fga	pct	3fg-fga	pct	ft-fga	pct	off	def	tot	avg							
ARK.-PINE BLUFF	11/27/18	5	2-2	1.000	0-0	.000	1-1	1.000	0	0	0	0.0	0	1	0	0	0	0	5	5.0
NORTHERN KY.	12/04/18	1	0-0	.000	0-0	.000	0-0	.000	0	0	0	0.0	0	0	0	0	0	0	0	2.5
XAVIER	12/08/18	1	0-0	.000	0-0	.000	0-0	.000	0	0	0	0.0	0	0	0	0	0	0	0	1.7
UCLA	12/19/18	3	0-0	.000	0-0	.000	0-0	.000	0	0	0	0.0	2	1	0	0	0	0	0	1.3
TULANE	01/02/19	2	0-0	.000	0-0	.000	0-0	.000	0	0	0	0.0	0	1	0	0	0	0	0	1.0
TULSA	01/24/19	1	0-0	.000	0-0	.000	0-0	.000	0	0	0	0.0	0	0	0	0	0	0	0	0.8
Totals		0	13	2-2	1.000	0-0	.000	1-1	1.000	0	0	0	0.0	2	3	0	0	0	5	0.8

### 2017-18 (FRESHMAN SEASON)

Opponent	Date	gs	min	Total		3-Pointers		Free throws		Rebounds				pf	a	t/o	blk	stl	pts	avg
				fg-fga	pct	3fg-fga	pct	ft-fga	pct	off	def	tot	avg							
SAVANNAH STATE	11/10/17	1	0-0	.000	0-0	.000	0-0	.000	0	0	0	0.0	0	0	0	0	0	0	0	0.0
WESTERN CAROLINA	11/13/17	1	0-1	.000	0-0	.000	0-0	.000	0	0	0	0.0	0	0	0	0	0	0	0	0.0
COPPIN STATE	11/16/17	1	0-0	.000	0-0	.000	0-0	.000	0	0	0	0.0	0	0	0	0	0	0	0	0.0
vs Richmond	11/21/17	2	0-0	.000	0-0	.000	2-2	1.000	0	0	0	0.0	2	0	0	0	0	0	2	0.5
vs Wyoming	11/22/17	1	0-0	.000	0-0	.000	0-0	.000	0	0	0	0.0	1	0	1	0	0	0	0	0.4
ALABAMA STATE	11/27/17	1	0-0	.000	0-0	.000	0-0	.000	0	0	0	0.0	0	0	0	0	0	0	0	0.3
UA-PINE BLUFF	12/19/17	2	0-1	.000	0-1	.000	0-0	.000	0	0	0	0.0	0	0	0	0	1	0	0	0.3
MEMPHIS	12/31/17	2	0-0	.000	0-0	.000	0-0	.000	0	0	0	0.0	1	2	0	0	0	0	0	0.3
TEMPLE	01/24/18	4	0-2	.000	0-0	.000	0-0	.000	0	1	1	0.1	1	0	0	0	0	0	0	0.2
UCF	02/06/18	4	0-1	.000	0-1	.000	0-0	.000	0	0	0	0.1	0	0	0	0	0	0	0	0.2
Totals		0	19	0-5	.000	0-2	.000	2-2	1.000	0	1	1	0.1	5	2	2	0	0	2	0.2

## CAREER STATISTICS

			Total		3-Point		F-Throws		Rebounds											Scoring	
Season	gp-gs	min/avg	fg-fga	pct	fg-fga	pct	ft-fga	pct	off	def	tot	avg	pf	fo	ast	to	blk	stl	pts	avg	
2017-18	10-0	19/1.9	0-5	.000	0-2	.000	2-2	1.000	0	1	1	0.1	5	0	2	2	0	0	2	0.2	
2018-19	6-0	13/2.2	2-2	1.000	0-0	.000	1-1	1.000	0	0	0	0.0	2	0	3	0	0	0	5	0.8	
2019-20	2-0	2/1.0	0-0	.000	0-0	.000	0-0	.000	0	0	0	0.0	0	0	0	0	0	0	0	0.0	
TOTAL	18-0	34/1.9	2-7	.286	0-2	.000	3-3	1.000	0	1	1	0.1	7	0	5	2	0	0	7	0.4	



# #32 JOHN KOZ

GUARD • 6-1 • 200 • SENIOR • 3L • CLEVELAND, OHIO (BAY HS)

**2018-19 Season (Junior):** Played in five games as a walk-on reserve, averaging 0.4 points and 0.4 rebounds in 1.8 minutes ... scored on a layup in two minute of play against Tulane (1/2) ... grabbed a rebound in two minutes against Arkansas-Pine Bluff (11/27) ... named to the Bearcats Academic Honor Roll during the fall 2018 semester.

**2017-18 Season (Sophomore):** Played in eight games as a walk-on reserve, averaging 0.3 points, 0.3 rebounds and 0.1 assists in 1.3 minutes ... scored his first collegiate basketball in two minutes against Temple (1/24) ... grabbed two rebounds in two minutes against UCF (2/6) ... handed out an assist in one minute against Alabama State (11/27) ... named to the Bearcats Academic Honor Roll during the 2017 fall semester.

**2016-17 Season (Freshman):** Played in six games as a walk-on reserve, averaging 0.0 points, 0.3 rebounds and 0.3 assists in 1.7 minutes ... grabbed one rebound and handed out one assist against both Bowling Green (12/4) and USF (1/29) ... attempted one shot against Texas Southern (12/13) and USF (1/29) ... played a season-high three minutes against USF (1/29) ... named to Bearcats Academic Honor Roll during 2016 fall and 2017 spring semesters.

**Prior to Cincinnati:** Averaged 21.6 points, 4.8 rebounds and 2.4 assists as a senior at Bay High School, helping lead the Rockets to a 25-4 record and the school's first appearance in the Division II state semifinals ... set the school record for career points (1,279) and points in a season (604 as a senior) ... named the Great Lakes Conference Most Valuable Player in 2015-16 ... named all-state twice and all-conference three times ... helped lead Bay High School to two conference championships ... three-year starting quarterback on football team, missed most of senior campaign due to injury but still helped the Rockets to a 10-win season ... guided the team to the school's first playoff wins as a junior ... coached in basketball by Jared Shetzer and football by Ron Rutt.

**Personal:** Born December 19, 1997 in Cleveland, Ohio ... son of Courtney and John Koz ... has three sisters: Chloe, Claudia and Kayla ... his cousin, Matt Koz, wrestled at Chattanooga ... his dad played football at Baldwin Wallace ... right-handed ... pronunciation of last name rhymes with nose.

## SEASON & CAREER STATISTICS

### 2019-20 SEASON

	Pts	CAREER
0	2, 2x (last vs. Tulane, 1/2/19)	
0	FG Atts	2 vs. Tulane, 1/2/19
0	FG Made	1, 2x (last vs. Tulane, 1/2/19)
0	3PT-FG Atts	1, 2x (last vs. USF, 1/29/17)
0	3PT-FG Made	0
0	FT Atts	0
0	FT Made	0
0	Rebs	2 vs. UCF, 2/6/18
0	Assts	1, 3x (last vs. Alabama State, 11/27/17)
0	Stls	0
0	Blks	0
0	Mins	3 vs. USF, 1/29/17

## MISCELLANEOUS STATISTICS

CATEGORY	2016-17	2017-18	2018-19	2019-20	CAREER
Double-Figure Scoring Games	0	0	0	0	0
Double-Figure Rebounding Games	0	0	0	0	0
Double-Double Games	0	0	0	0	0
20-Point Scoring Games	0	0	0	0	0
Games Led UC in Scoring	0	0	0	0	0
Games Led UC in Rebounding	0	0	0	0	0
Games Led UC in Assists	0	0	0	0	0
Games With 3+ Assists	0	0	0	0	0
Games With 3+ Blocks	0	0	0	0	0
Games With 3+ Steals	0	0	0	0	0
Games With 3+ 3-Pointers	0	0	0	0	0

## GAME-BY-GAME STATISTICS

### 2019-20 (SENIOR SEASON)

Opponent	Date	gs	min	Total	3-Pointers	Free throws	Rebounds	pf	a	tio	blk	stl	pts	avg
DRAKE	11/11/19	1	0-0	.000	0-0	.000	0-0	0-0	0-0	0-0	0-0	0-0	0-0	0.0
ALABAMA A&M	11/14/19	1	0-0	.000	0-0	.000	0-0	0-0	0-0	0-0	0-0	0-0	0-0	0.0
Totals		0	2	0-0	.000	0-0	.000	0-0	0-0	0-0	0-0	0-0	0-0	0.0

### 2018-19 (JUNIOR SEASON)

Opponent	Date	gs	min	Total	3-Pointers	Free throws	Rebounds	pf	a	tio	blk	stl	pts	avg
vs George Mason	11/23/18	2	0-0	.000	0-0	.000	0-0	0-0	0-0	0-0	0-0	0-0	0-0	0.0
ARK-PINE BLUFF	11/27/18	2	0-0	.000	0-0	.000	0-0	0-0	0-0	0-0	0-0	0-0	0-0	0.0
UCLA	12/19/18	2	0-0	.000	0-0	.000	0-0	0-0	0-0	0-0	0-0	0-0	0-0	0.0
TULANE	01/02/19	2	1-2	.500	0-0	.000	0-0	0-0	0-0	0-0	0-0	0-0	2-0.5	0.0
TULSA	01/24/19	1	0-0	.000	0-0	.000	0-0	0-0	0-0	0-0	0-0	0-0	0-0	0.0
Totals		0	9	1-2	.500	0-0	.000	0-0	0-0	0-0	0-0	0-0	2-0.4	0.0

### 2017-18 (SOPHOMORE SEASON)

Opponent	Date	gs	min	Total	3-Pointers	Free throws	Rebounds	pf	a	tio	blk	stl	pts	avg
SAVANNAH STATE	11/10/17	1	0-0	.000	0-0	.000	0-0	0-0	0-0	0-0	0-0	0-0	0-0	0.0
WESTERN CAROLINA	11/13/17	1	0-0	.000	0-0	.000	0-0	0-0	0-0	0-0	0-0	0-0	0-0	0.0
COPPIN STATE	11/16/17	1	0-0	.000	0-0	.000	0-0	0-0	0-0	0-0	0-0	0-0	0-0	0.0
ALABAMA STATE	11/27/17	1	0-0	.000	0-0	.000	0-0	0-0	0-0	0-0	0-0	0-0	0-0	0.0
UA-PINE BLUFF	12/19/17	1	0-0	.000	0-0	.000	0-0	0-0	0-0	0-0	0-0	0-0	0-0	0.0
MEMPHIS	12/31/17	1	0-0	.000	0-0	.000	0-0	0-0	0-0	0-0	0-0	0-0	0-0	0.0
TEMPLE	01/24/18	2	1-1	1.000	0-0	.000	0-0	0-0	0-0	0-0	0-0	0-0	2-0.3	0.0
UCF	02/06/18	2	0-0	.000	0-0	.000	0-0	0-0	0-0	0-0	0-0	0-0	0-0	0.0
Totals		0	10	1-1	1.000	0-0	.000	0-0	0-0	0-0	0-0	0-0	2-0.3	0.0

### 2016-17 (FRESHMAN SEASON)

Opponent	Date	gs	min	Total	3-Pointers	Free throws	Rebounds	pf	a	tio	blk	stl	pts	avg
ALBANY	11/14/16	1	0-0	.000	0-0	.000	0-0	0-0	0-0	0-0	0-0	0-0	0-0	0.0
BOWLING GREEN	12/04/16	1	0-0	.000	0-0	.000	0-0	0-0	0-0	0-0	0-0	0-0	0-0	0.0
TEXAS SOUTHERN	12/13/16	1	0-1	.000	0-1	.000	0-0	0-0	0-0	0-0	0-0	0-0	0-0	0.0
FAIRLEIGH DICKINSON	12/17/16	2	0-0	.000	0-0	.000	0-0	0-0	0-0	0-0	0-0	0-0	0-0	0.0
TULANE	01/01/17	2	0-0	.000	0-0	.000	0-0	0-0	0-0	0-0	0-0	0-0	0-0	0.0
USF	01/29/17	3	0-1	.000	0-1	.000	0-0	0-0	0-0	0-0	0-0	0-0	0-0	0.0
Totals		0	10	0-2	.000	0-2	.000	0-0	0-0	0-0	0-0	0-0	0-0	0.0

## CAREER STATISTICS

			Total		3-Point		F-Throws		Rebounds										Scoring	
Season	gp-gs	min/avg	fg-fga	pct	fg-fga	pct	ft-fa	pct	off	def	tot	avg	pf	fo	ast	to	blk	stl	pts	avg
2016-17	6-0	10/1.7	0-2	.000	0-2	.000	0-0	.000	0	2	2	0.3	0	0	2	0	0	0	0	0.0
2017-18	8-0	10/1.3	1-1	1.000	0-0	.000	0-0	.000	1	1	2	0.3	0	0	1	1	0	0	2	0.3
2018-19	5-0	9/1.8	1-2	.500	0-0	.000	0-0	.000	0	2	2	0.4	0	0	0	1	0	0	2	0.4
2019-20	2-0	2/1.0	0-0	.000	0-0	.000	0-0	.000	0	0	0	0.0	0	0	0	0	0	0	0	0.0
TOTAL	21-0	31/1.5	2-5	.400	0-2	.000	0-0	.000	1	5	6	0.3	0	0	3	2	0	0	4	0.2





# #33 CHRIS VOGT

CENTER • 7-1 • 260 • JUNIOR • TR • MAYFIELD, KY. (GRAVES COUNTY HS/NORTHERN KENTUCKY)

## MOMENTS

- » Posted a double-double with 20 points and 14 rebounds vs. Green Bay (1/24/19).
- » Tallied 16 points on 7-of-10 shooting with seven rebounds against Detroit Mercy (3/6/19).

**2019-20 Season (Junior):** Scored a team-high 21 points on 9-of-11 shooting with seven rebounds against Valparaiso (11/25) ... registered a double-double with 13 points and 13 rebounds against Illinois State (11/22) ... posted a double-double with 18 points and 10 rebounds against Alabama A&M (11/14) ... tallied 12 points on 6-of-8 shooting with a pair of blocks against Drake (11/11) ... Transfer from Northern Kentucky who received a waiver from the NCAA and is eligible for the 2019-20 campaign.

**Prior to Cincinnati:** Saw action in all 35 games, averaging 4.5 points, 3.7 rebounds and 1.2 blocks while shooting 57.7 percent from the floor in 12.8 minutes as a reserve during his sophomore season at Northern Kentucky in 2018-19 ... tallied a career-high 20 points and 14 rebounds against Green Bay (1/24/19) ... posted 16 points on 8-of-12 shooting at Milwaukee (2/28/19) ... tallied 16 points on 7-of-10 shooting with eight rebounds against Detroit Mercy (3/6/19) ... played in 13 games as a reserve, averaging 1.1 points and 0.7 rebounds in 3.2 minutes as a freshman in 2017-18 ... averaged 16.5 points, 9.2 rebounds and 5.1 blocks as a senior at Graves County High School, helping the Eagles to a 27-8 mark, a ninth region championship and appearance at the 2017 KHSAA Sweet Sixteen tournament ... a dominating shot blocker in high school, his 488 career blocks rank second most in state history ... his 190 blocks as a junior rank as the third most in a season in state history ... tied the state high mark for blocks in a game with 17 while registering a triple-double with 16 rebounds and 12 points against Webster County on Jan. 16, 2016 ... also rejected 16 shots against Caldwell County later that same season ... finished with 1,441 career points, fourth most in school history, while helping the Eagles to a 96-35 career record.

**Personal:** Born Feb. 8, 1999 in Mayfield, Ky. ... son of Allyson and Jim Vogt ... has two brothers, Ryan and Eric ... right-handed.

## SEASON & CAREER STATISTICS

2019-20 Season			Career		
21 vs. Valparaiso, 11/25/19	Pts	21 vs. Valparaiso, 11/25/19			
11 vs. Valparaiso, 11/25/19	FG Atts	13 vs. Green Bay, 1/24/19#			
9 vs. Valparaiso, 11/25/19	FG Made	9, 2x (last vs. Valparaiso, 11/25/19)			
0	3PT-FG Atts	0			
0	3PT-FG Made	0			
8 vs. Bowling Green, 11/24/19	FT Atts	9 vs. Manhattan, 11/17/18#			
5 vs. Illinois State, 11/22/19	FT Made	5 vs. Illinois State, 11/22/19			
13 vs. Illinois State, 11/22/19	Rebs	14 vs. Green Bay, 1/24/19#			
2 vs. Alabama A&M, 11/14/19	Assts	3 vs. Green Bay, 1/24/19#			
1 vs. Bowling Green, 11/24/19	Stls	1, 14x (last vs. Bowling Green, 11/24/19)			
2 vs. Drake, 11/11/19	Blks	4, 2x (last at Green Bay, 3/2/19)#			
33, 2x (last vs. Valparaiso, 11/25/19)	Mins	33, 2x (last vs. Valparaiso, 11/25/19)			
#- Statistics from playing career at Northern Kentucky					

## MISCELLANEOUS STATISTICS

CATEGORY	2017-18	2018-19	2019-20	CAREER
Double-Figure Scoring Games	0	3	5	8
Double-Figure Rebounding Games	0	2	2	4
Double-Double Games	0	1	2	3
20-Point Scoring Games	0	1	1	2
Games Led Team in Scoring	0	1	2	3
Games Led Team in Rebounding	0	5	2	7
Games Led UC in Assists	0	0	0	0
Games With 3+ Assists	0	1	0	1
Games With 3+ Blocks	0	7	0	7
Games With 3+ Steals	0	0	0	0
Games With 3+ 3-Pointers	0	0	0	0

## CAREER STATISTICS

			Total		3-Point		F-Throws		Rebounds											Scoring	
Season	gp-gs	min/avg	fg-fga	pct	fg-fga	pct	ft-fa	pct	off	def	tot	avg	pf	fo	ast	to	blk	stl	pts	avg	
2017-18*	13-0	42/3.2	6-10	.600	0-0	.000	2-6	.333	0	9	9	0.7	8	0	3	2	4	2	14	1.1	
2018-19*	35-2	448/12.8	64-111	.577	0-0	.000	30-78	.385	47	82	129	3.7	87	2	20	36	42	10	158	4.5	
2019-20	6-6	156/26.0	31-42	.738	0-0	.000	16-27	.593	15	29	44	7.3	17	1	6	10	6	1	78	13.0	
TOTAL	6-6	156/26.0	31-42	.738	0-0	.000	16-27	.593	15	29	44	7.3	17	1	6	10	6	1	78	13.0	
All*	54-8	646/12.0	101-163	.620	0-0	.000	48-111	.432	62	120	182	3.4	112	3	29	48	52	13	250	4.6	

\* Statistics from prior team/school



## GAME-BY-GAME STATISTICS



# #34 JARRON CUMBERLAND

GUARD • 6-5 • 210 • SENIOR • 3L • WILMINGTON, OHIO (WILMINGTON HS)

## CONFERENCE AWARDS

- » Tournament MVP (2019)
- » Player of the Year (2018-19)
- » First Team (2018-19) Unanimous pick
- » Player of the Week (5x: 12/24/18; 11/26/18; 1/30/17; 1/21/19; 1/28/19)
- » Weekly Honor Roll (4x: 2/18/19, 2/11/19, 2/4/19 & 1/14/19)
- » All-Rookie Team (2016-17)
- » Co-Sixth Man of the Year (2016-17)
- » Rookie of the Week (3x: 3/6/16; 1/2/17 & 12/19/16)

## OTHER HONORS

- » Tabbed an AP honorable mention All-American (2018-19)
- » Named one of 10 semifinalists for the 2019 Jerry West Shooting Guard of the Year Award.
- » Named to 2019 Citizen Naismith Midseason Team
- » Named to the 2019 Lute Olson Mid-Season Watch List

## MOMENTS

- » Scored 33 points on 11-of-24 shooting against No. 11 Houston (3/17/19), marking the most points scored in AAC Tournament championship game history.

**2019-20 Season (Senior):** Netted 23 points with 12 of 17 shooting from the foul line vs. Illinois State (11/22).

**2019-20 PRESEASON HONORS:** AAC Preseason Player of the Year (coaches) ... Jerry West Shooting Guard of the Year Award Watch List (20 players) ... Citizen Naismith Men's Player of the Year Watch List (50 players) ... Wendy's Wooden Award Watch List (50 players) ... Lute Olsen Player of the Year Watch List (40 players) ... NABC Player of the Year Watch List (20 players) ... First-Team All-America (Lindy's Sports Magazine) ... Second Team All-America (Sporting News) ... Second Team All-America (The Athletic) ... Third-Team All-America (NBCSports.com) ... Ranked No. 10 among nation's Top 100 Players (CBS Sports) ... Ranked No. 13 among nation's Top 25 Players (ESPN).

**2018-19 Season (Junior):** Started all 35 games, averaging 18.8 points, 4.4 rebounds, 3.6 assists and 1.1 steals in 32.5 minutes ... named Associated Press Honorable Mention All-America, American Athletic Conference Player of the Year, the American Championship Tournament Most Outstanding Player and a unanimous first-team all-conference selection ... earned NABC All-District 25 First Team honors ... named one of 10 semifinalists for the 2019 Jerry West Shooting Guard of the Year Award Watch List, selected to the Citizen Naismith Midseason Team and the Lute Olson Midseason Watch List ... named the 2018 Emerald Coast Classic Tournament Most Valuable Player ... recognized by The American nine times for weekly awards (AAC Player of the Week [five weeks] and AAC Weekly Honor Roll [four weeks]) ... set an AAC Tournament championship game record, scoring 33 points on 11-of-24 shooting with eight rebounds against No. 11 Houston (3/17) ... earned AAC Tournament Most Outstanding Player accolades, averaging 23.3 points, 6.0 rebounds and 4.3 assists during the three-game event... scored 657 points during 2018-19, the 10th most points scored in a season in school history and the most since Sean Kilpatrick (701 points in 2013-14) ... became the 53rd member of Cincinnati's 1,000-point club, finishing the season 20th on the list with 1,363 career points ... ranked among the league leaders in eight categories: points (third at 18.8), three-point field goal percentage (seventh at .388), three-point field goals made (seventh at 2.3), free throw percentage (10th at .773), assists (11th at 3.6), assist-to-turnover ratio (13th at 1.3), minutes played (14th at 32.5) and steals (15th at 1.1) ... scored a career-high 34 points on 9-of-20 shooting, going 14 of 15 from the free throw line with four steals against USF (1/15) ... scored a game-high 27 points, tying a career-high with six three-pointers to go with six rebounds and a game-high five assists against Wichita State (2/17) ... scored 20 or more points 17 times, most 20-points games in a season since Sean Kilpatrick (19 in 2013-14) ... scored in double figures in 33 of 35 games, leading the Bearcats in scoring 22 times.

**2017-18 Season (Sophomore):** Started all 36 games, averaging 11.5 points, 4.0 rebounds, 2.9 assists, 1.0 steals in 28.9 minutes ... named to The American's Weekly Honor Roll three times (11/20, 1/2, 1/15) ... ranked second on the team, averaging 14.0 points during five postseason games ... registered his first collegiate double-double, scoring a career-high 27 points on 8-of-17 shooting with four three-pointers to go with a career-high 11 rebounds against Georgia State (3/16). It marked the most points scored by a Bearcat in an NCAA Tournament game during the Mick Cronin coaching era (since 2006-07) ... finished the season ranked 24th in the league in scoring (11.5) ... ranked among the league leaders during conference play in assists (12th at 2.9), free throw percentage (15th at .736) and scoring (26th at 11.4) ... tied teammate Jacob Evans III with a team-high 60 three-pointers ... made as many as four three-pointers in six games ... scored 20 points on 6-of-9 shooting with four threes against Western Carolina (11/13) ... scored 18 points with four threes and five assists against

## SEASON & CAREER STATISTICS

### 2019-20 Season

23 vs. Illinois State, 11/22/19	Pts	34 vs. USF, 1/15/19
16 vs. Illinois State, 11/22/19	FG Atts	25 at Houston, 2/10/19
5 vs. Illinois State, 11/22/19	FG Made	11, 2x (last vs. Houston, 3/17/19)
8 vs. Illinois State, 11/22/19	3PT-FG Atts	11 vs. Georgia State, 3/16/18
3 vs. Drake, 11/11/19	3PT-FG Made	6, 2x (last vs. Wichita State, 2/17/19)
17 vs. Illinois State, 11/22/19	FT Atts	17, 2x (last vs. Illinois State, 11/22/19)
12 vs. Illinois State, 11/22/19	FT Made	14 vs. USF, 1/15/19
4 vs. Bowling Green, 11/24/19	Rebs	11 vs. Georgia State, 3/16/18
3 at Ohio State, 11/6/19	Assts	8, 3x (last 8 vs. SMU, 3/15/19)
2 vs. Illinois State, 11/22/19	Stls	5 vs. SMU, 3/12/17
0	Blks	3 vs. ECU, 1/20/18
33, 2x (last vs. Illinois State, 11/22/19)	Mins	42 vs. UConn, 1/12/19

## MISCELLANEOUS STATISTICS

CATEGORY	2016-17	2017-18	2018-19	2019-20	CAREER
Double-Figure Scoring Games	14	22	33	3	72
Double-Figure Rebounding Games	0	1	0	0	1
Double-Double Games	0	1	0	0	1
20-Point Scoring Games	1	2	17	1	21
Games Led UC in Scoring	6	8	22	2	38
Games Led UC in Rebounding	1	1	6	0	8
Games Led UC in Assists	2	11	20	1	34
Games With 3+ Assists	5	19	24	1	49
Games With 3+ Blocks	0	0	0	0	0
Games With 3+ Steals	4	2	3	0	9
Games With 3+ 3-Pointers	5	8	13	0	26

Memphis (3/10) in the semifinals of the American Championship ... scored in double figures in 22 games ... made at least one three-pointer in 28 of 36 games, including 15 of 18 conference contests.

**2016-17 Season (Freshman):** Played in 35 games as a reserve, averaging 8.3 points, 2.4 rebounds, 1.5 assists and 1.0 steals in 19.1 minutes ... named to The American's All-Rookie Team and selected as The American's Co-Sixth Man of the Year with SMU's Ben Emelogu ... named league's player of the week after a pair of strong performances: scoring a season-high 26 points on 8-of-11 shooting with a season-best six three-pointers against USF (1/29) and tallying 15 points, including 13 in the second half, against No. 24 Xavier (1/26) ... named league's player of the week three times ... shot 52.6 percent (22 of 42) from the field while averaging 11.6 points in five postseason games ... scored in double figures in 14 games ... led the team in scoring in six games.

**Prior to Cincinnati:** Averaged 29.6 points, 7.4 rebounds, 3.6 steals and 3.2 assists while shooting 57.4 percent (303 of 528) from the field as a senior at Wilmington High School ... helped lead the Hurricane to a 27-2 record and the semifinals of the OHSAA Division I playoffs ... finished as the school's all-time leading scorer with 2,383 points ... named a finalist for the Ohio Mr. Basketball Award and a McDonald's All-American nominee ... scored a team-high 15 points and was named most valuable player of the 2016 Ohio-Kentucky All-Star game ... averaged 24.5 points, 7.5 rebounds and 3.3 assists as a junior ... averaged 17.8 points, 5.4 rebounds, 2.0 assists and 1.8 steals during AAU action with King James (Ohio) during the 2015 summer, later earning Third Team All-Peach Jam honors during Nike EYBL action ... earned First Team Associate Press Division I All-Ohio honors as a junior and senior ... ranked at No. 55 on ESPN's Top 100 prospects list ... tabbed as a four-star prospect by Rivals.com, Scout.com and 247 Sports.

**Personal:** Born Sept. 22, 1997 in Wilmington, Ohio ... son of Cheryl and Scott Cumberland ... has two sisters, Ebony and Chastity ... cousin of current Bearcat Jaevin Cumberland ... right-handed ... first name is pronounced "JAIR-in."

## CAREER STATISTICS

			Total		3-Point		F-Throws		Rebounds										Scoring	
Season	gp-gs	min/avg	fg-fga	pct	fg-fga	pct	ft-fa	pct	off	def	tot	avg	pf	fo	ast	to	blk	stl	pts	avg
2016-17	35-0	669/19.1	99-201	.493	38-107	.355	56-87	.644	36	48	84	2.4	63	0	52	35	9	34	292	8.3
2017-18	36-36	1041/28.9	138-337	.409	60-177	.339	78-115	.678	45	98	143	4.0	76	1	103	64	13	37	414	11.5
2018-19	35-35	1136/32.5	207-512	.404	80-206	.388	163-211	.773	40	115	155	4.4	80	1	127	96	14	40	657	18.8
2019-20	4-4	111/27.8	17-44	.386	5-21	.238	19-32	.594	2	8	10	2.5	8	0	6	10	0	4	58	14.5
TOTAL	110-75	2957/26.9	461-1094	.421	183-511	.358	316-445	.710	123	269	392	3.6	227	2	288	205	36	115	1421	12.9



# #34 JARRON CUMBERLAND

GUARD • 6-5 • 210 • SENIOR • 3L • WILMINGTON, OHIO (WILMINGTON HS)

## GAME-BY-GAME STATISTICS

### 2019-20 (SENIOR SEASON)

Opponent	Date	gs	min	Total		3-Pointers		Free throws		Rebounds											
				fg-fgA	pct	3fg-fgA	pct	ft-ftA	pct	off	def	tot	avg	pf	a	t/o	blk	stl	pts	avg	
at Ohio St.	11/06/19	*	33	4-13	.308	0-5	.000	5-9	.556	0	3	3	3.0	2	3	1	0	0	13	13.0	
DRAKE	11/11/19	*	18	4-6	.667	3-4	.750	0-0	.000	0	1	1	2.0	1	1	2	0	1	11	12.0	
vs Illinois State	11/22/19	*	33	5-16	.313	1-8	.125	12-17	.706	1	1	2	2.0	3	1	3	0	2	23	15.7	
vs Bowling Green	11/24/19	*	27	4-9	.444	1-4	.250	2-6	.333	1	3	4	2.5	2	1	4	0	1	11	14.5	
Totals			4	111	17-44	.386	5-21	.238	19-32	.594	2	8	10	2.5	8	6	10	0	4	58	14.5

### 2017-18 (SOPHOMORE SEASON)

Opponent	Date	gs	min	Total		3-Pointers		Free throws		Rebounds				pf	a	t/o	blk	stl	pts	avg	
				fg-fga	pct	3fg-fga	pct	ft-fa	pct	off	def	tot	avg								
SAVANNAH STATE	11/10/17	*	24	4-11	.364	1-5	.200	1-2	.500	4	3	7	7.0	0	5	0	0	1	10	10.0	
WESTERN CAROLINA	11/13/17	*	23	6-9	.667	4-6	.667	4-4	1.000	0	2	2	4.5	1	2	3	0	0	20	15.0	
COPPIN STATE	11/16/17	*	25	7-14	.500	4-10	.400	1-4	.250	1	8	9	6.0	0	3	0	1	0	19	16.3	
vs Buffalo	11/20/17	*	33	5-11	.455	0-1	.000	4-7	.571	3	3	6	6.0	4	2	7	1	1	14	15.8	
vs Richmond	11/21/17	*	18	2-7	.286	2-5	.400	0-0	.000	2	3	5	5.8	0	0	1	1	2	6	13.8	
vs Wyoming	11/22/17	*	25	2-6	.333	1-2	.500	1-2	.500	0	2	2	5.2	2	1	0	1	1	6	12.5	
ALABAMA STATE	11/27/17	*	23	1-5	.200	0-3	.000	0-0	.000	0	0	0	4	1	4	2	0	0	2	11.0	
at Xavier	12/02/17	*	26	5-12	.417	2-5	.400	3-4	.750	0	0	0	3.9	4	0	2	1	1	15	11.5	
vs Florida	12/09/17	*	29	4-12	.333	2-6	.333	0-1	.000	1	1	2	3.7	4	2	2	2	1	10	11.3	
MISSISSIPPI ST.	12/12/17	*	30	1-8	.125	1-4	.250	4-6	.667	1	4	5	3.8	0	3	2	1	0	7	10.9	
at UCLA	12/16/17	*	31	4-8	.500	2-3	.667	0-5	.000	0	4	4	3.8	3	5	1	0	1	10	10.8	
UA-PINE BLUFF	12/19/17	*	14	2-4	.500	0-2	.000	0-0	.000	0	3	3	3.8	1	1	3	0	1	4	10.3	
CLEVELAND STATE	12/21/17	*	29	5-14	.357	2-6	.333	4-4	1.000	2	2	4	3.8	3	4	2	0	3	16	10.7	
MEMPHIS	12/31/17	*	29	6-9	.667	2-3	.667	1-1	1.000	2	6	8	4.1	2	4	1	1	2	15	11.0	
at Temple	01/04/18	*	36	0-6	.000	0-4	.000	0-2	.000	0	6	6	4.2	2	1	3	0	0	0	10.3	
SMU	01/07/18	*	33	4-13	.308	2-8	.250	4-4	1.000	0	4	4	4.2	1	4	4	0	2	14	10.5	
at USF	1/13/18	*	21	7-11	.636	4-7	.571	0-0	.000	0	3	3	4.1	4	1	1	0	0	18	10.9	
at UCF	1/16/18	*	34	1-4	.250	1-3	.333	2-4	.500	1	1	2	4.0	1	4	3	0	1	5	10.6	
ECU	01/20/18	*	28	4-9	.444	1-4	.250	5-6	.833	2	2	4	4.0	3	1	0	1	0	13	10.8	
TEMPLE	01/24/18	*	25	5-13	.385	1-6	.167	2-2	1.000	1	0	1	3.9	1	0	1	0	1	13	10.9	
at Memphis	1/27/18	*	36	3-7	.429	1-3	.333	0-0	.000	2	3	5	3.9	4	2	2	0	1	7	10.7	
HOUSTON	01/31/18	*	31	4-10	.400	0-2	.000	7-10	.700	2	2	4	3.9	3	4	4	1	1	15	10.9	
at UCONN	2/3/18	*	29	2-8	.250	2-8	.250	2-5	.400	0	4	4	3.9	2	1	1	0	0	8	10.8	
UCF	02/06/18	*	26	3-6	.500	2-3	.667	1-2	.500	1	5	6	4.0	3	4	1	0	0	9	10.7	
at SMU	02/11/18	*	25	4-7	.571	1-4	.250	3-4	.750	1	2	3	4.0	0	4	0	0	2	12	10.8	
at Houston	2/15/18	*	37	3-9	.333	2-6	.333	6-7	.857	3	1	4	4.0	2	1	1	1	0	14	10.9	
WICHITA STATE	02/18/18	*	34	7-17	.412	3-10	.300	1-1	1.000	0	2	2	3.9	3	3	0	2	18	11.1		
UCONN	02/22/18	*	30	3-10	.300	1-7	.143	0-0	.000	0	4	4	3.9	2	3	0	1	1	7	11.0	
TULSA	02/25/18	*	34	6-10	.600	4-7	.571	1-1	1.000	1	4	5	3.9	1	8	3	0	2	17	11.2	
at Tulane	03/01/18	*	22	2-5	.400	0-2	.000	4-4	1.000	0	1	1	3.8	2	5	3	0	1	8	11.1	
at Wichita State	03/04/18	*	37	5-10	.500	1-3	.333	0-0	.000	1	2	3	3.8	2	1	0	1	1	11	11.1	
vs SMU	03/09/18	*	34	0-4	.000	0-2	.000	0-1	.000	2	3	5	3.8	1	8	1	1	1	0	10.8	
vs Memphis	3-10-18	*	32	5-9	.556	4-6	.667	4-8	.500	1	2	3	3.8	4	5	1	0	0	18	11.0	
vs Houston	3-11-18	*	31	3-5	.600	0-1	.000	2-2	1.000	0	1	1	3.7	4	1	4	0	0	8	10.9	
vs Georgia State	03-16-18	*	40	8-17	.471	4-11	.364	7-8	.875	8	3	11	3.9	1	2	1	0	2	27	11.3	
vs Nevada	03-18/18	*	27	5-17	.294	3-9	.333	4-4	1.000	3	2	5	4.0	5	3	0	0	1	17	11.5	
Totals			36	1041	138-337	.409	60-177	.339	78-115	.678	45	98	143	4.0	76	103	64	13	37	414	11.5

### 2018-19 (JUNIOR SEASON)

Opponent	Date	Total				3-Pointers		Free throws		Rebounds											
		gs	min	fg-fga	pct	3fg-fga	pct	ft-fa	pct	off	def	tot	avg	pf	a	t/o	blk	stl	pts	avg	
OHIO ST.	11/07/18	*	23	7-17	.412	3-7	.429	5-7	.714	0	2	2	2.0	2	2	4	0	1	22	22.0	
N.C. CENTRAL	11/13/18	*	24	4-9	.444	2-5	.400	0-1	.000	0	2	2	2.0	1	3	3	1	2	10	16.0	
MILWAUKEE	11/16/18	*	26	5-13	.385	2-6	.333	2-2	1.000	1	4	5	3.0	3	1	3	0	0	14	15.3	
WESTERN MICH.	11/19/18	*	32	11-19	.579	4-7	.571	1-1	1.000	0	0	0	2.3	2	6	2	0	2	27	18.3	
vs George Mason	11/23/18	*	31	2-11	.182	1-2	.500	6-8	.750	0	6	6	3.0	1	1	2	3	1	11	16.8	
vs Ole Miss	11/24/18	*	33	5-17	.294	2-8	.250	13-14	.929	1	2	3	3.0	1	2	0	2	0	25	18.2	
ARK.-PINE BLUFF	11/27/18	*	14	4-6	.667	2-3	.667	0-0	.000	0	2	2	2.9	0	6	2	0	1	10	17.0	
at UNLV	12/01/18	*	25	1-5	.200	1-2	.500	0-0	.000	0	2	2	2.8	5	2	1	0	2	3	15.3	
NORTHERN KY.	12/04/18	*	30	4-9	.444	2-4	.500	2-4	.500	0	1	1	2.6	1	5	3	0	0	12	14.9	
XAVIER	12/08/18	*	36	7-15	.467	3-6	.500	2-3	.667	2	2	4	2.7	3	4	1	1	2	19	15.3	
at Mississippi State	12/15/18	*	37	7-16	.438	2-5	.400	5-5	1.000	2	2	4	2.8	2	0	5	0	2	21	15.8	
UCLA	12/19/18	*	27	9-17	.529	4-5	.800	3-4	.750	3	2	5	3.0	3	2	2	0	2	25	16.6	
SOUTH CAROLINA ST.	12/22/18	*	25	4-8	.500	4-8	.500	0-0	.000	0	2	2	2.9	2	4	3	1	3	12	16.2	
TULANE	01/02/19	*	31	6-10	.600	3-5	.600	7-8	.875	1	6	7	3.2	2	5	0	1	0	22	16.6	
at ECU	01/05/19	*	33	7-15	.467	2-6	.333	2-3	.667	3	2	5	3.3	3	4	3	0	0	18	16.7	
at Tulsa	01/10/19	*	35	5-16	.313	2-8	.250	2-3	.667	0	2	2	3.3	4	4	0	0	0	14	16.6	
UCONN	01/12/19	*	42	5-14	.357	1-4	.250	11-12	.917	1	5	6	3.4	2	7	2	0	2	22	16.9	
SOUTH FLA.	01/15/19	*	39	9-20	.450	2-7	.286	14-16	.875	0	2	2	3.3	2	3	4	0	4	34	17.8	
at Wichita St.	01/19/19	*	38	5-17	.294	2-5	.400	6-10	.600	1	6	7	3.5	2	2	5	0	0	18	17.8	
TULSA	01/24/19	*	33	8-14	.571	5-10	.500	2-5	.400	2	2	4	3.6	2	5	2	0	0	23	18.1	
at Temple	01/27/19	*	38	6-17	.353	1-7	.143	12-17	.706	2	6	8	3.8	3	3	2	0	1	25	18.4	
SMU	02/02/19	*	34	9-18	.500	5-10	.500	1-2	.500	2	7	9	4.0	2	5	0	0	0	24	18.7	
at Memphis	02/07/19	*	35	4-11	.364	2-6	.333	7-10	.700	2	4	6	4.1	2	6	3	1	1	17	18.6	
at Houston	02/10/19	*	29	9-25	.360	4-8	.500	5-6	.833	1	3	4	4.1	3	0	2	0	2	27	19.0	
WICHITA ST.	02/17/19	*	37	8-20	.400	6-10	.600	5-5	1.000	1	5	6	4.2	2	5	3	0	1	27	19.3	
UCF	02/21/19	*	38	3-13	.231	1-1	1.000	4-4	1.000	3	4	7	4.3	2	6	4	2	1	11	19.0	
at UConn	02/24/19	*	35	3-9	.333	0-4	.000	2-2	1.000	2	3	5	4.3	2	4	3	0	2	8	18.6	
at SMU	02/27/19	*	35	4-13	.308	0-4	.000	4-5	.800	2	5	7	4.4	4	4	2	0	0	12	18.3	
MEMPHIS	03/02/19	*	34	6-12	.500	1-5	.200	13-16	.813	1	5	6	4.4	3	3	3	1	1	26	18.6	
at UCF	03/07/19	*	36	5-18	.278	0-3	.000	0-1	.000	0	4	4	4.4	2	5	5	0	0	10	18.3	
HOUSTON	03/10/19	*	29	4-11	.364	3-7	.429	9-12	.750	0	3	3	4.4	3	1	3	1	0	20	18.4	
vs SMU	03/15/19	*	40	10-20	.500	3-8	.375	3-4	.750	1	3	4	4.4	1	8	2	1	1	26	18.6	
vs Wichita St.	03/16/19	*	28	3-16	.188	1-4	.250	4-6	.667	4	2	6	4.4	4	4	5	0	1	11	18.4	
vs Houston	03/17/19	*	35	11-24	.458	1-7	.143	10-13	.769	2	6	8	4.5	3	1	2	0	1	33	18.8	
vs Iowa	03/22/19	*	39	7-17	.412	3-9	.333	1-2	.500	0	1	1	4.4	1	4	2	0	1	18	18.8	
Totals			35	1136	207-512	40	80-206	388	163-211	.773	40	115	155	4.4	80	127	96	14	40	657	18.8



# #35 JAUME "JAY" SOROLLA

CENTER • 7-0 • 260 • GRADUATE • TR • BARCELONA, SPAIN (SUNRISE CHRISTIAN ACADEMY/VALPARAISO)

## MOMENTS

- » Scored a career-high 17 points against Southern Illinois (1/6/18).
- » Posted a double-double with 11 points and 10 rebounds vs. Oakland (1/6/17).
- » Grabbed a game-high nine rebounds at No. 5 Kentucky (12/7/16).

**2019-20 Season (Grad Transfer):** Tallied eight points and six rebounds in 17 minutes vs. Drake (11/11) ... posted six points, four rebounds and a pair of assists in 23 minutes at NO. 18 Ohio State (11/6) ... tallied six points, three rebounds and a block in 13 minutes in exhibition win over Thomas More (10/31).

**Prior to Cincinnati:** Graduate transfer who played mostly as reserve at Valparaiso in 2018-19, averaging 4.1 points, 3.1 rebounds and 1.2 blocks while shooting 51.1 percent from the floor in 17.5 minutes ... saw action in 27 games with seven starts ... tallied a season-best 13 points on 6-of-7 shooting with five blocks and four rebounds against Drake on Jan. 26, 2019 ... played in 30 games with 14 starts, averaging 4.9 points, 3.4 rebounds and 1.1 blocks in 16.3 minutes as a sophomore in 2017-18 ... scored a career-high 17 points on 5-of-6 shooting from the field and 7-of-8 shooting from the foul line against Southern Illinois (1/6/18) ... grabbed a team-best 10 rebounds at No. 21 Purdue (12/9/17) ... tallied 16 points with eight rebounds and two blocks against Utah State (11/28/17) ... played in 32 games with nine starts, averaging 5.2 points, 4.4 rebounds and 0.9 blocks in 15.8 minutes as a freshman in 2016-17 ... grabbed a game-high nine rebounds off the bench at No. 5 Kentucky (12/7/16) ... pulled down 11 points and 10 rebounds against Oakland (1/6/17) ... played one season at Sunrise Christian Academy in Wichita, Kan., prior to his three seasons at Valparaiso ... represented Spain in several FIBA competitions, most recently at the 2016 U20 European Championship, helping his squad win the title while averaging 4.7 points and 2.1 rebounds ... also played for Spain at the U16 and U18 European Championships and was a member of Spain's team at the 2014 U17 World Championships where he averaged 7.3 points and 4.6 rebounds.

**Personal:** Born Feb. 18, 1997 in Tortosa, Spain ... son of Ada and Paco Sorolla ... has one brothers, Joan ... father and brother played professional basketball in Spain ... right-handed.

## SEASON & CAREER STATISTICS

2019-20 Season			Career		
8 vs. Drake, 11/11/19	Pts	17 vs. Southern Illinois, 1/6/18#			
5, 2x (last vs. Alabama A&M, 11/14/19)	FG Atts	11, 3x (last vs. Purdue Northwest, 12/29/18)#			
3, 2x (last vs. Drake, 11/11/19)	FG Made	6, 3x (last vs. Drake, 1/26/19)#			
0	3PT-FG Atts	1, 4x (last vs. Loyola Chicago, 3/8/19)#			
0	3PT-FG Made	1, 2x (last vs. Loyola Chicago, 3/8/19)#			
2, 2x (last vs. Alabama A&M, 11/14/19)	FT Atts	8 vs. Southern Illinois, 1/6/18#			
2 vs. Drake, 11/11/19	FT Made	7 vs. Southern Illinois, 1/6/18#			
6 vs. Drake, 11/11/19	Rebs	12 vs. Indiana State, 12/17/16#			
2, 2x (last vs. Drake, 11/11/19)	Assts	3 vs. Cleveland State, 2/9/17#			
0	Stls	3, 2x (last at Texas A&M, 12/19/18)#			
1 vs. Alabama A&M, 11/14/19	Blks	5 vs. Drake, 1/26/19#			
23 at Ohio State, 11/6/19	Mins	33 vs. Santa Clara, 12/22/16#			
# - Statistics from playing career at Valparaiso					

## MISCELLANEOUS STATISTICS

CATEGORY	2016-17	2017-18	2018-19	2019-20	CAREER
Double-Figure Scoring Games	5	3	2	0	10
Double-Figure Rebounding Games	2	1	0	0	3
Double-Double Games	1	0	0	0	1
20-Point Scoring Games	0	0	0	0	0
Games Led Team in Scoring	0	1	0	0	1
Games Led Team in Rebounding	3	2	3	0	8
Games Led Team in Assists	1	0	1	0	2
Games With 3+ Assists	1	0	0	0	1
Games With 3+ Blocks	3	4	6	0	13
Games With 3+ Steals	0	1	1	0	2
Games With 3+ 3-Pointers	0	0	0	0	0

## CAREER STATISTICS

			Total		3-Point		F-Throws		Rebounds											Scoring	
Season	gp-gs	min/avg	fg-fga	pct	fg-fga	pct	ft-fa	pct	off	def	tot	avg	pf	fo	ast	to	blk	stl	pts	avg	
2016-17*	32-9	611/19.1	65-136	.478	0-1	.000	35-50	.700	51	89	140	4.4	63	1	21	26	30	5	165	5.2	
2017-18*	30-14	488/16.3	55-101	.545	0-1	.000	37-48	.771	44	59	103	3.4	74	7	7	25	32	11	147	4.9	
2018-19*	27-7	472/17.5	47-92	.511	2-2	1.000	16-26	.615	26	59	85	3.1	65	2	14	28	33	10	112	4.1	
2019-20	3-0	53/17.7	8-11	.727	0-0	.000	3-4	.750	5	10	15	5.0	6	0	5	2	1	0	19	6.3	
TOTAL	3-0	53/17.7	8-11	.727	0-0	.000	3-4	.750	5	10	15	5.0	6	0	5	2	1	0	19	6.3	
All*	92-30	1624/17.7	175-340	.515	2-4	.500	91-128	.711	126	217	343	3.7	208	10	47	81	96	26	443	4.8	

\* Statistics from prior team/school





# #35 JAUME “JAY” SOROLLA

CENTER • 7-0 • 260 • GRADUATE • TR • BARCELONA, SPAIN (SUNRISE CHRISTIAN ACADEMY/VALPARAISO)

## GAME-BY-GAME STATISTICS

### 2019-20 (GRAD TRANSFER SEASON - CINCINNATI)

Opponent	Date	gs	min	Total		3-Pointers		Free throws		Rebounds				pf	a	t/o	blk	stl	pts	avg
				fg	pct	3fg	pct	ft	pct	off	def	tot	avg							
at Ohio St.	11/06/19	23	3-3	1,000	0-0	.000	0-0	.000	1	3	4	4.0	3	2	1	0	0	0	6	6.0
at Drake	11/11/19	17	3-5	.600	0-0	.000	2-2	1,000	3	3	6	5.0	2	2	1	0	0	8	7.0	
ALABAMA A&M	11/14/19	13	2-3	.667	0-0	.000	1-2	.500	1	4	5	5.0	1	1	0	1	0	5	6.3	
Totals		0	53	8-11	.727	0-0	.000	3-4	.750	5	10	15	5.0	6	5	2	1	0	19	6.3

### 2017-18 (SOPHOMORE SEASON - VALPARAISO)

Opponent	Date	gs	min	Total		3-Pointers		Free throws		Rebounds				pf	a	t/o	blk	stl	pts	avg
				fg	pct	3fg	pct	ft	pct	off	def	tot	avg							
NORTH PARK	11-10-1	dnp	-	-	-	-	-	-	-	-	-	-	-	-	-	-	-	-	-	
TRINITYCHRISTIAN	11-13-1	dnp	-	-	-	-	-	-	-	-	-	-	-	-	-	-	-	-	-	
at SIUE	11/15/1	*	15	4-6	.667	0-0	.000	0-0	.000	0	1	1	1.0	0	0	1	0	1	8	8.0
SELOUISIANA	11-19-1	*	14	1-3	.333	0-0	.000	0-0	.000	1	1	2	1.5	4	0	2	1	0	2	5.0
SAMFORD	11-21-1	*	12	1-2	.500	0-0	.000	0-0	.000	2	1	3	2.0	1	1	1	1	0	2	4.0
vs Kent State	11/24/1	*	9	0-0	.000	0-0	.000	0-0	.000	0	0	0	1.5	2	0	0	0	0	0	3.0
vs UNCW	11/25/1	*	27	4-8	.500	0-0	.000	0-0	.000	2	6	8	2.8	3	1	1	2	0	8	4.0
UTAH STATE	11-28-1	*	25	5-6	.833	0-0	.000	6-7	.857	4	4	8	3.7	2	0	0	2	1	16	6.0
at #21/21 Purdue	12/07/1	*	21	2-6	.333	0-0	.000	0-0	.000	4	6	10	4.6	2	0	0	0	1	4	5.7
at Ball State	12/9/17	*	9	2-3	.667	0-1	.000	0-0	.000	1	1	2	4.3	2	1	0	1	0	4	5.5
at Northwestern	12/14/1	*	18	2-4	.500	0-0	.000	0-0	.000	1	1	2	4.0	2	0	3	1	0	4	5.3
at Santa Clara	12/18/1	*	18	2-7	.286	0-0	.000	0-1	.000	3	1	4	4.0	3	0	0	1	0	4	5.2
at UC Riverside	12/20/1	*	17	2-3	.667	0-0	.000	2-2	1.00	3	1	4	4.0	2	1	2	0	0	6	5.3
at Indiana State	12-28-1	*	12	1-1	1.00	0-0	.000	0-0	.000	2	0	2	3.8	2	0	1	0	1	2	5.0
MISSOURI STATE	12-31-1	*	18	1-2	.500	0-0	.000	1-2	.500	0	1	1	3.6	1	0	1	1	0	3	4.8
at Bradley	01-03-1	*	12	0-2	.000	0-0	.000	3-4	.750	2	0	2	3.5	2	0	0	0	1	3	4.7
SOUTHERNILLINOIS	01-06-1	12	5-6	.833	0-0	.000	7-8	.875	3	2	5	3.6	2	0	1	0	0	17	5.5	
at Drake	01-10-1	17	3-5	.600	0-0	.000	3-4	.750	1	1	2	3.5	1	1	0	1	1	9	5.8	
at UNI	01/13/1	15	4-4	1.00	0-0	.000	1-1	1.00	0	3	3	3.5	4	0	0	1	0	9	5.9	
at Missouri State	01/17/1	19	0-3	.000	0-0	.000	1-2	.500	1	3	4	3.5	4	0	1	1	0	1	5.7	
LOYOLACHICAGO	01-21-1	6	0-1	.000	0-0	.000	0-0	.000	1	1	2	3.4	0	0	0	0	0	0	5.4	
EVANSVILLE	01-24-1	17	0-1	.000	0-0	.000	2-2	1.00	3	0	3	3.4	1	0	1	3	0	2	5.2	
at Illinois State	01/27/1	10	0-2	.000	0-0	.000	0-0	.000	1	0	1	3.3	2	0	2	0	0	0	5.0	
INDIANASTATE	01-31-1	16	0-0	.000	0-0	.000	1-2	.500	0	5	5	3.4	3	1	0	0	0	1	4.8	
at Southern Illinois	2/3/18	18	3-3	1.00	0-0	.000	0-0	.000	2	2	4	3.4	4	0	2	1	0	6	4.8	
at Evansville	2/7/18	30	1-3	.333	0-0	.000	2-2	1.00	0	4	4	3.4	2	0	1	4	3	4	4.8	
ILLINOISSTATE	02-11-1	8	0-1	.000	0-0	.000	0-1	.000	0	1	1	3.3	2	0	1	1	0	0	4.6	
at Loyola Chicago	02/14/1	25	6-7	.857	0-0	.000	0-0	.000	2	3	5	3.4	5	0	0	3	0	12	4.9	
BRADLEY	02/17/1	23	2-3	.667	0-0	.000	4-4	1.00	0	2	2	3.3	4	1	1	4	1	8	5.0	
UNI	02/20/1	15	0-2	.000	0-0	.000	1-2	.500	1	2	3	3.3	5	0	2	1	1	1	4.9	
at Drake	02/24/1	14	2-4	.500	0-0	.000	0-0	.000	3	4	7	3.4	3	0	1	0	0	4	4.8	
vs Missouri State	3/1/18	16	2-3	.667	0-0	.000	3-4	.750	1	2	3	3.4	4	0	0	2	0	7	4.9	
Totals		14	488	55-101	.545	0-1	.000	37-48	.771	44	59	103	3.4	74	7	25	32	11	147	4.9

### 2018-19 (JUNIOR SEASON - VALPARAISO)

Opponent	Date	gs	min	Total		3-Pointers		Free throws		Rebounds				pf	a	t/o	blk	stl	pts	avg
				fg	pct	3fg	pct	ft	pct	off	def	tot	avg							
at West Virginia	11/24/1	dnp	-	-	-	-	-	-	-	-	-	-	-	-	-	-	-	-	-	-
at UNLV	11/28/1	9	1-3	.333	0-0	.000	0-0	.000	3	0	3	3.0	2	0	1	0	0	2	2.0	
UC RIVERSIDE	12/02/1	11	1-1	1.00	0-0	.000	0-0	.000	0	0	1.5	2	0	1	0	0	0	2	2.0	
HIGH POINT	12/04/1	14	0-1	.000	0-0	.000	0-0	.000	0	2	1.7	0	0	1	2	0	0	0	1.3	
at George Washington	12/08/1	3	0-0	.000	0-0	.000	0-0	.000	0	0	1.3	0	0	0	0	0	0	0	1.0	
BALL ST.	12/17/1	25	1-5	.200	0-0	.000	1-1	1.00	2	4	6	2.2	5	1	0	1	1	3	1.4	
at Texas A&M	12/19/1	10	1-2	.500	0-0	.000	0-0	.000	1	2	3	2.3	4	0	1	0	3	2	1.5	
PURDUE NORTHWEST	12/29/1	23	5-11	.455	0-0	.000	1-4	.250	5	4	9	3.3	2	2	2	0	0	11	2.9	
ILLINOIS ST.	01/02/1	15	1-2	.500	0-0	.000	1-2	.500	0	2	2	3.1	2	0	1	0	1	3	2.9	
at Missouri State	01/05/1	20	4-5	.800	0-0	.000	1-2	.500	1	5	6	3.4	4	1	1	1	0	9	3.6	
BRADLEY	01/08/1	22	2-3	.667	1-1	1.00	1-2	.500	0	3	3	3.4	3	2	1	0	0	6	3.8	
at Southern Illinois	11/12/19	14	3-4	.750	0-0	.000	1-2	.500	1	0	1	3.2	2	0	1	1	0	7	4.1	
at Loyola Chicago	01/15/1	21	1-2	.500	0-0	.000	0-0	.000	1	2	3	3.2	0	0	1	3	0	2	3.9	
UNI	01/19/1	14	2-2	1.00	0-0	.000	0-0	.000	2	1	3	3.2	1	1	2	1	1	4	3.9	
at Indiana St.	01/23/1	19	1-3	.333	0-0	.000	0-0	.000	0	3	3	3.1	2	2	3	0	0	2	3.8	
DRAKE	01/26/1	*	28	6-7	.857	0-0	.000	1-1	1.00	1	3	4	3.2	2	1	2	5	0	13	4.4
MISSOURI STATE	01/29/1	24	1-4	.250	0-0	.000	1-2	.500	0	6	6	3.4	5	0	1	3	2	3	4.3	
at Evansville	2/2/19	12	1-1	1.00	0-0	.000	0-0	.000	0	0	0	3.2	2	0	1	1	0	2	4.2	
at Illinois St.	02/05/1	12	0-1	.000	0-0	.000	0-0	.000	0	3	3	3.2	3	0	0	0	0	0	3.9	
LOYOLACHICAGO	02/10/1	21	1-5	.200	0-0	.000	0-0	.000	1	3	4	3.2	2	0	0	3	0	2	3.8	
INDIANAST.	02/13/1	14	1-2	.500	0-0	.000	0-0	.000	0	2	2	3.2	2	0	1	0	0	2	3.8	
at Drake	02/16/1	16	3-5	.600	0-0	.000	1-2	.500	2	4	6	3.3	4	0	1	0	1	7	3.9	
SOUTHERNILLINOIS	02/23/1	*	24	3-5	.600	0-0	.000	2-2	1.00	1	1	2	3.2	3	2	1	3	0	8	4.1
at UNI	02/23/1	*	18	1-3	.333	0-0	.000	1-2	.500	1	2	3	3.2	4	0	0	1	0	3	4.0
at Bradley	02-27-1	*	17	1-4	.250	0-0	.000	2-2	1.00	0	2	2	3.2	2	1	1	1	0	4	4.0
EVANSVILLE	03/02/1	*	19	1-3	.333	0-0	.000	0-0	.000	1	2	3	3.2	3	0	0	2	0	2	4.0
vs Indiana St.	3/7/19	*	21	1-2	.500	0-0	.000	2-2	1.00	0	3	3	3.2	1	1	1	0	1	4	4.0
vs Loyola Chicago	3/8/19	*	26	4-6	.667	1-1	1.00	0-0	.000	3	0	3	3.1	3	0	3	3	0	9	4.1
Totals		7	472	47-92	.511	2-2	1.00	16-26	.615	26	59	85	3.1	65	14	28	33	10	112	4.1

### 2016-17 (FRESHMAN SEASON - VALPARAISO)

Opponent	Date	gs	min	Total		3-Pointers		Free throws		Rebounds				pf	a	t/o	blk	stl	pts	avg
				fg	pct	3fg	pct	ft	pct	off	def	tot	avg							
SOUTHERN UTAH	11/11/1	8	0-1	.000	0-1	.000	2-2	1.00	1	2	3	3.0	4	0	1	0	0	2	2.0	
TRINITY CHRISTIAN	11/12/1	7	1-2	.500	0-0	.000	1-3	.333	1	0	1	2.0	1	0	2	1	0	3	2.5	
COPPIN STATE	11/14/1	8	1-2	.500	0-0	.000	0-0	.000	1	0	1	1.7	0	1	0	1	0	2	2.3	
at Oregon	11-17-1	17	0-0	.000	0-0	.000	0-0	.000	0	2	2	1.8	2	0	1	1	0	0	1.8	
vs Alabama	11-21-1	13	2-3	.667	0-0	.000	0-2	.000	1	2	3	2.0	3	0	2	1	0	4	2.2	
vs BYU	11/23/1	6	0-0	.000	0-0	.000	0-0	.000	0	0	0	1.7	3	0	1	0	0	0	1.8	
BALL STATE	11/27/1	8	0-2	.000	0-0	.000	0-0	.000	0	2	2	1.7	3	0	0	0	0	0	1.6	
RHODE ISLAND	11/29/1	10	0-0	.000	0-0	.000	0-0	.000	0	1	1	1.6	1	0	0	0	1	0	1.4	
at KENTUCKY	12-7-16	14	3-6	.500	0-0	.000	2-2	1.00	7	2	9	2.4	3	0	0	0	0	8	2.1	
at Missouri State	12/10/1	* 28	2-2	1.00	0-0	.000	2-3	.667	3	0	3	2.5	4	0	0	1	0	6	2.5	
INDIANASTATE	12/17/1	* 21	3-9	.333	0-0	.000	2-2	1.00	5	7	12	3.4	4	1	3	0	0	8	3.0	
SANTACLAARA	12/22/1	* 13	1-6	.167	0-0	.000	0-0	.000	1	5	6	3.6	2	0	3	1	0	2	2.9	
CHICAGO STATE	12/28/1	dnp	-	-	-	-	-	-	-	-	-	-	-	-	-	-	-	-	-	
at UIC	12/30/1	18	2-5	.400	0-0	.000	0-0	.000	3	2	5	3.7	3	0	1	2	1	4	3.0	
OAKLAND	01/06/1	29	5-11	.455	0-0	.000	1-1	1.00	2	8	10	4.1	0	2	1	3	0	11	3.6	
DETROIT MERCY	01/08/1	22	1-2	.500	0-0	.000	2-2	1.00	0	4	4	4.1	1	0	1	1	0	4	3.6	
at Youngstown State	01/12/1	20	6-11	.545	0-0	.000	0-0	.000	2	4	6	4.3	1	1	2	0	0	12	4.1	
at Cleveland State	1/14/17	19	1-4	.250	0-0	.000	2-2	1.00	4	4	8	4.5	0	0	1	0	0	4	4.1	
GREEN BAY	01/16/1	18	3-6	.500	0-0	.000	2-2	1.00	1	3	4	4.4	1	2	1	0	0	8	4.3	
UIC	01/22/1	27	5-8	.625	0-0	.000	2-2	1.00	1	5	6	4.5	4	0	0	1	0	12	4.7	
WRIGHT STATE	01/27/1	26	2-4	.500	0-0	.000	0-0	.000	0	3	3	4.5	3	1	1	3	1	4	4.7	
NORTHERN KENTUCKY	01/29/1	22	4-4	1.00	0-0	.000	0-0	.000	2	1	3	4.4	1	1	0	1	0	8	4.9	
at Milwaukee	02/02/1	21	3-3	1.00	0-0	.000	3-6	.500	0	3	3	4.3	1	1	0	1	0	9	5.0	
at Green Bay	2/4/17	18	1-3	.333	0-0	.000	0-0	.000	0	0	0	4.1	5	2	1	2	0	2	4.9	
CLEVELAND STATE	02/09/1	16	5-7	.714	0-0	.000	2-2	1.00	3	5	8	4.3	1	3	0	0	0	12	5.2	
YOUNGSTOWN STATE	02/11/1	24	3-4	.750	0-0	.000	2-4	.500	0	4	4	4.3	2	0	1	3	2	8	5.3	
at Oakland	2/17/17	29	5-8	.633	0-0	.000	4-4	1.00	2	7	9	4.5	4	0	0	2	0	14	5.7	
at Detroit Mercy	2/19/17	* 20	2-6	.250	0-0	.000	3-5	.600	4	2	6	4.5	3	0	0	1	0	7	5.7	
MILWAUKEE	02/21/1	* 30	2-4	.500	0-0	.000	0-0	.000	3	3	6	4.6	2	2	1	2	0	4	5.6	
at Wright State	2/24/17	* 19	0-0	.000	0-0	.000	0-0	.000	0	2	2	4.5	1	2	0	1	0	0	5.4	
at Northern Kentucky	02/26/1	* 15	1-3	.333	0-0	.000	0-0	.000	0	2	2	4.4	1	1	1	0	0	2	5.3	
vs Milwaukee	03/04/1	* 23	1-5	.200	0-0	.000	1-4	.250	3	4	7	4.5	0	1	0	1	0	3	5.3	
at Illinois	03/14/1	* 22	0-5	.000	0-0	.000	2-2	1.00	1	0	1	4.4	2	0	1	0	0	2	5.2	
Totals		9	611	65-136	.478	0-1	.000	35-50	700	51	89	140	4.4	63	21	26	30	5	165	5.2



# #44 ADAM COOK

FORWARD • 6-6 • 180 • FRESHMAN • HS • MARYSVILLE, OHIO (MARYSVILLE HS)

**Prior to Cincinnati:** Earned varsity letters in basketball and track as a junior and senior at Marysville High School ... helped the Monarchs boys basketball team to a 15-7 mark as a senior during the 2015-16 season ... advanced to Ohio regionals in track as a member 4x800m relay team ... owns the triple jump record at Marysville High School.

**Personal:** Born May 22, 1997 in Bellefaine, Ohio ... son of Carrie and Ty Cook ... has one sister, Haley, and one brother, Ryan .... mother played basketball at the University of Findlay ... father ran track at the University of Findlay ... uncle, Eric Hanna, played basketball at Ohio State ... right-handed.

## SEASON & CAREER STATISTICS

2019-20 SEASON	CAREER
0	Pts 0
0	FG Atts 0
0	FG Made 0
0	3PT-FG Atts 0
0	3PT-FG Made 0
0	FT Atts 0
0	FT Made 0
0	Rebs 0
0	Assts 0
0	Stls 0
0	Blks 0
0	Mins 0

## MISCELLANEOUS STATISTICS

CATEGORY	2019-20	CAREER
Double-Figure Scoring Games	0	0
Double-Figure Rebounding Games	0	0
Double-Double Games	0	0
20-Point Scoring Games	0	0
Games Led Team in Scoring	0	0
Games Led Team in Rebounding	0	0
Games Led Team in Assists	0	0
Games With 3+ Assists	0	0
Games With 3+ Blocks	0	0
Games With 3+ Steals	0	0
Games With 3+ Three-Pointers	0	0

## GAME-BY-GAME STATISTICS

2019-20 (JUNIOR SEASON)

## CAREER STATISTICS



# #45 ROB BANKS

FORWARD • 6-5 • 200 • FRESHMAN • HS • BRACKNELL, ENGLAND (GOULD ACADEMY [MAINE])

**Prior to Cincinnati:** Averaged 13.5 points, 6.0 rebounds during the 2018-19 season at Gould Academy, a prep school in Bethel, Maine ... played three seasons of club basketball for the Thames Valley Cavaliers in London, England, averaging 19.5 points, 3.9 rebound and 2.9 assists in the final season (2017-18) ... Played Great Britain U16 and U17 and was selected to play on the U18 squad but was held out due to injury.

**Personal:** Born Jan. 5, 2000 in Sydney, Australia ... son of Moirah Van Niekerk and Robert Banks ... has two sisters, Aaliyah and Chloe, and two brothers, Ruben and Ryan ... has two uncles that previous played Rugby for the Zimbabwe national team in the 1990s ... right-handed.

## SEASON & CAREER STATISTICS

2019-20 SEASON		CAREER
0	Pts	0
0	FG Atts	0
0	FG Made	0
0	3PT-FG Atts	0
0	3PT-FG Made	0
0	FT Atts	0
0	FT Made	0
0	Rebs	0
0	Assts	0
0	Stls	0
0	Blks	0
0	Mins	0

## MISCELLANEOUS STATISTICS

CATEGORY	2019-20	CAREER
Double-Figure Scoring Games	0	0
Double-Figure Rebounding Games	0	0
Double-Double Games	0	0
20-Point Scoring Games	0	0
Games Led Team in Scoring	0	0
Games Led Team in Rebounding	0	0
Games Led Team in Assists	0	0
Games With 3+ Assists	0	0
Games With 3+ Blocks	0	0
Games With 3+ Steals	0	0
Games With 3+ Three-Pointers	0	0

## GAME-BY-GAME STATISTICS

### 2019-20 (JUNIOR SEASON)

Opponent	Date	gs	min	Total		3-Pointers		Free throws		Rebounds				pf	a	t/o	blk	stl	pts	avg
				fg-fga	pct	3fg-fga	pct	ft-fa	pct	off	def	tot	avg							
DRAKE	11/11/19	1		0-0	.000	0-0	.000	0-0	.000	0	0	0	0.0	0	0	0	0	0	0	0.0
ALABAMA A&M	11/14/19	1		0-0	.000	0-0	.000	0-0	.000	0	0	0	0.0	0	0	0	0	0	0	0.0
Totals		0	2	0-0	.000	0-0	.000	0-0	.000	0	0	0	0.0	0	0	0	0	0	0	0.0

## CAREER STATISTICS

Season	gp-gs	min/avg	Total		3-Point		F-Throws		Rebounds										Scoring	
			fg-fga	pct	fg-fga	pct	ft-fa	pct	off	def	tot	avg	pf	fo	ast	to	blk	stl	pts	avg
2019-20	2-0	2/1.0	0-0	.000	0-0	.000	0-0	.000	0	0	0	0.0	0	0	0	0	0	0	0	0.0
TOTAL	2-0	2/1.0	0-0	.000	0-0	.000	0-0	.000	0	0	0	0.0	0	0	0	0	0	0	0	0.0

# 2019-20 BOX SCORES

## GAME 1 • NOV. 6, 2019 RV/-- CINCINNATI (56) AT 18/16 OHIO STATE (64) VALUE CITY ARENA (COLUMBUS, OHIO)

### Cincinnati 56 • 0-1,0-0 AAC

#	Player		Total		3-Ptr	Rebounds			PF	TP	A	TO	Bk	Stl	Min	
			FG-FGA	FG-FGA	FT-FTA	Off	Def	Tot								
13	SCOTT, Tre	f	0-7	0-2	3-4	6	6	12	3	3	2	2	0	0	32	
33	VOGT, Chris	c	2-5	0-0	0-2	1	3	4	5	4	0	1	1	0	13	
00	McNEAL, Chris	g	4-12	1-6	1-1	1	3	4	3	10	1	2	0	4	34	
02	WILLIAMS, Keith	g	5-10	2-3	1-2	2	0	2	2	13	0	3	0	1	28	
34	CUMBERLAND, Jarron	g	4-13	0-5	5-9	0	3	3	2	13	3	1	0	0	33	
01	DAVENPORT, Jeremiah		0-0	0-0	3-3	1	1	2	4	3	0	0	0	0	5	
20	DIARRA, Mamoudou		0-0	0-0	0-0	0	0	0	1	0	0	0	0	1	3	
21	CUMBERLAND, Jaevin		1-6	1-5	0-0	1	0	1	4	3	1	2	0	0	27	
23	HARVEY, Zach		0-1	0-0	1-2	1	0	1	0	1	0	0	0	0	2	
35	SOROLLA, Jaume		3-3	0-0	0-0	1	3	4	3	6	2	1	0	0	23	
Team						2	2	4								
Totals				19-57	4-21	14-23	16	21	37	27	56	9	14	1	6	200
FG % 1st Half: 10-34			29.4%	2nd half: 9-23			39.1%	Game: 19-57			33.3%	Deadball				
3FG % 1st Half: 3-12			25.0%	2nd half: 1-9			11.1%	Game: 4-21			19.0%	Rebounds				
FT % 1st Half: 3-8			37.5%	2nd half: 11-15			73.3%	Game: 14-23			60.9%	4				

### Ohio St. 64 • 1-0,0-0 Big Ten

#	Player		Total		3-Ptr		Rebounds			PF	TP	A	TO	Bk	Stl	Min
			FG-FGA	FG-FGA	FT-FTA	Off	Def	Tot								
24	Andre Wesson	f	2-9	1-4	2-2	1	1	2	2	7	0	1	0	0	32	
25	Kyle Young	f	6-7	0-0	2-4	7	6	13	2	14	0	0	1	1	30	
34	Kaleb Wesson	f	3-7	2-3	0-3	4	7	11	4	8	2	1	1	0	35	
01	Luther Muhammad	g	2-5	1-3	1-3	1	2	3	2	6	2	1	0	1	23	
13	CJ Walker	g	1-6	0-1	6-6	0	2	2	2	8	2	4	0	0	21	
03	D.J. Carton	g	3-5	1-2	2-3	0	5	5	2	9	2	4	0	0	25	
04	Duane Washington Jr.	g	2-6	0-1	3-4	0	2	2	2	7	1	0	0	0	16	
10	Justin Ahrens	g	0-1	0-1	0-0	0	0	0	0	0	0	1	0	0	7	
32	E.J. Liddell	g	1-3	0-1	3-4	0	1	1	2	5	0	2	0	0	11	
Team						1	1	2								
Totals			20-49	5-16	19-29	14	27	41	18	64	9	15	2	2	200	
FG % 1st Half: 9-29		31.0%	2nd half: 11-20		55.0%	Game: 20-49		40.8%	Deadball							
3FG % 1st Half: 1-9		11.1%	2nd half: 4-7		57.1%	Game: 5-16		31.3%	Rebounds							
FT % 1st Half: 0-5		0.0%	2nd half: 19-24		79.2%	Game: 19-29		65.5%	4							

Officials: Keith Kimble,Terry Oglesby,Don Dalley  
Technical fouls: Cincinnati-None. Ohio St.-None.  
Attendance: 13845

Score by periods	1st	2nd	Total
Cincinnati	26	30	56
Ohio St.	19	45	64

Last FG - CIN 2nd-00:52, OSU 2nd-03:39.

Largest lead - CIN by 8 1st-01:05, OSU by 9 2nd-07:12.

Score tied - 2 times.

Lead changed - 3 times.

## GAME 2 • NOV. 11, 2019 DRAKE (59) AT CINCINNATI (81) FIFTH THIRD ARENA (CINCINNATI, OHIO)

### Drake 59 • 1-1,0-0 MVC

#	Player		Total		3-Ptr		Rebounds			PF	TP	A	TO	Bk	Stl	Min
			FG-FGA	FG-FGA	FG-FGA	Off	Def	Tot								
21	Liam Robbins	f	6-12	0-1	0-2	3	4	7	1	12	0	0	2	1	25	
00	D.J. Wilkins	g	1-5	1-3	1-2	2	2	4	2	4	2	1	0	0	25	
03	Garrett Sturtz	g	2-6	0-0	0-2	1	2	3	2	4	2	0	0	0	24	
04	Anthony Murphy	g	4-9	0-3	5-5	1	2	3	3	13	1	1	0	0	24	
12	Roman Penn	g	3-6	1-2	0-0	0	4	4	2	7	6	2	0	3	28	
01	Samm Jones	g	0-2	0-1	0-0	1	0	1	1	0	0	0	0	1	5	
11	Antonio Pilipovic	g	0-4	0-2	0-0	1	2	3	2	0	1	1	1	0	15	
14	Noah Thomas	g	3-9	1-3	2-2	0	2	2	2	9	1	2	0	0	20	
20	Jonah Jackson	g	1-4	1-4	0-0	0	1	1	0	3	1	0	0	0	18	
23	Joseph Yesufu	g	2-5	0-0	3-4	1	1	2	2	7	1	4	0	2	16	
Team						0	1	1								
Totals				22-62	4-19	11-17	10	21	31	17	59	15	12	3	7	200
FG % 1st Half: 10-25			40.0%	2nd half: 12-37			32.4%	Game: 22-62			35.5%	Deadball				
3FG % 1st Half: 3-11			27.3%	2nd half: 1-8			12.5%	Game: 4-19			21.1%	Rebounds				
FT % 1st Half: 2-5			40.0%	2nd half: 9-12			75.0%	Game: 11-17			64.7%	6				

### Cincinnati 81 • 1-1,0-0 AAC

#	Player		Total		3-Ptr	Rebounds			PF	TP	A	TO	Blk	Stl	Min	
			FG	FGA	FG	FGA	FT	FTA								Off
13	SCOTT, Tre	f	2-4	1-2	0-0		4	7	11	3	5	2	1	1	0	19
33	VOGT, Chris	c	6-8	0-0	0-0		1	2	3	3	12	1	3	2	0	19
00	McNEAL, Chris	g	5-11	1-6	1-3		0	2	2	1	12	4	0	0	3	26
02	WILLIAMS, Keith	g	1-2	1-1	5-6		0	3	3	1	8	3	1	0	0	19
34	CUMBERLAND, Jarron	g	4-6	3-4	0-0		0	1	1	1	11	1	2	0	1	18
01	DAVENPORT, Jeremiah		0-2	0-1	0-0		0	2	2	0	0	0	0	0	0	7
03	ADAMS-WOODS, Mika		1-3	0-0	0-0		0	5	5	2	2	3	0	0	1	14
05	MOORE, Trevor		0-1	0-1	0-0		0	0	0	0	0	0	1	1	0	9
20	DIARRA, Mamoudou		2-3	0-0	0-0		0	3	5	4	4	0	2	1	0	16
21	CUMBERLAND, Jaevin		6-11	5-10	0-0		0	0	0	0	17	2	1	0	1	19
23	HARVEY, Zach		1-4	0-1	0-1	0-0	0	0	0	1	2	0	0	0	1	14
31	MARTIN, Sam		0-0	0-0	0-0	0-0	0	0	0	0	0	0	0	0	0	1
32	KOZ, John		0-0	0-0	0-0	0-0	0	0	0	0	0	0	0	0	0	1
35	SOROLLA, Jaume		3-5	0-0	2-2	3	3	6	2	8	2	1	0	0	0	17
45	BANKS, Rob		0-0	0-0	0-0	0-0	0	0	0	0	0	0	0	0	0	1
Team							0	2	2				1			
Totals				31-60	11-26	8-12	10	30	40	18	81	20	13	4	7	200

Officials: Courtney Green,Sean Casady,Joe Lindsay  
Technical fouls: Drake-None. Cincinnati-None.  
Attendance: 10133

Score by periods	1st	2nd	Total
Drake	25	34	59
Cincinnati	44	37	81

Last FG - DRA 2nd-01:37, CIN 2nd-03:44.

Largest lead - DRA by 3 1st-18:54, CIN by 27 2nd-11:33.

Score tied - 1 time.

Lead changed - 5 times.

## GAME 3 • NOV. 14, 2019 ALABAMA A&M (53) AT CINCINNATI (85) FIFTH THIRD ARENA (CINCINNATI, OHIO)

### Alabama A&M 53 • 0-3,0-0 SWAC

#	Player	Total			3-Ptr	Rebounds			PF	TP	A	TO	Blk	Stl	Min
		FG	FGA	FG-FGA		FT	FTA	Off							
00	TJ Parham	f	1-8	1-4	0-0	0	3	3	4	3	1	1	0	2	23
20	EJ Williams	c	2-5	0-0	2-2	1	1	2	4	6	0	1	1	1	20
03	Cameron Tucker	g	3-8	1-3	1-2	0	1	1	3	8	4	5	0	0	26
10	Garrett Hicks	g	4-11	1-5	0-0	1	2	3	1	9	2	0	0	0	32
13	Cameron Alford	g	4-10	1-3	1-2	1	3	4	1	10	2	2	0	0	28
02	Brandon Miller	g	3-7	1-4	1-1	1	3	4	3	8	0	2	0	4	26
04	Daniel Sanders	g	0-1	0-1	0-0	0	0	0	0	0	0	0	0	0	3
05	Jalen Johnson	g	2-7	0-0	0-1	0	2	2	3	4	0	0	0	0	12
12	Brandon Powell	g	0-0	0-0	0-0	0	0	0	0	0	0	0	0	0	3
15	Evan Wiley	g	1-4	0-0	0-0	0	0	0	1	3	1	1	0	1	14
30	Brandon Houston	g	1-5	0-0	0-0	1	2	3	2	2	0	1	0	0	10
34	Walter Jones Jr.	g	0-1	0-1	0-0	0	0	0	1	0	0	0	0	0	3
	Team					1	4	5			1				200
	Totals		21-67	6-24	5-8	6	21	27	23	53	10	14	1	11	200
	FG 1st Half:	8-32	25.0%	2nd half:	13-35	37.1%	Game:	21-67	31.3%						Deadball
	3FG 1st Half:	3-12	25.0%	2nd half:	1-12	25.0%	Game:	6-24	25.0%						Rebounds
	FT 1st Half:	4-5	80.0%	2nd half:	1-3	33.3%	Game:	5-8	62.5%						1

# 2019-20 BOX SCORES

## GAME 5 • NOV. 24, 2019 • PARADISE JAM • SEMIFINALS --/RV CINCINNATI (84) VS. BOWLING GREEN (91) OT SPORTS AND FITNESS CENTER (ST. THOMAS, VIRGIN ISLANDS)

### Cincinnati 84 • 3-2

#	Player	Total			3-Ptr			Rebounds			PF	TP	A	TO	Blk	Stl	Min
		FG-FGA	FG-FGA	FT-FTA	Off	Def	Tot	PF	TP	A							
34	CUMBERLAND, Jarron	f	4-9	1-4	2-6	1	3	4	2	11	1	4	0	1	27		
33	VOGT, Chris	c	3-5	0-0	4-8	0	7	7	4	10	1	1	1	1	33		
00	McNEAL, Chris	g	3-11	1-5	10-21	2	5	7	4	17	4	3	1	0	38		
02	WILLIAMS, Keith	g	2-8	0-1	0-0	0	2	2	5	4	1	2	1	1	22		
13	SCOTT, Tre	g	1-2	0-1	6-8	1	10	11	4	8	1	2	1	1	27		
01	DAVENPORT, Jeremiah		1-3	0-0	5-6	3	3	6	4	7	0	2	0	0	16		
03	ADAMS-WOODS, Mika		0-1	0-0	0-0	0	0	0	0	0	0	0	0	0	4		
05	MOORE, Trevor		1-2	1-1	0-0	0	1	1	2	3	0	1	0	0	4		
20	DIARRA, Mamoudou		0-1	0-0	0-0	1	2	3	1	0	1	0	0	1	10		
21	CUMBERLAND, Jaevin		6-15	6-14	3-4	0	2	2	2	21	2	2	0	0	34		
23	HARVEY, Zach		1-2	0-0	1-2	0	0	0	0	3	0	1	0	0	10		
	Team					1	0	1									
	Totals		22-59	9-26	31-55	9	35	44	28	84	11	18	4	5	225		

FG % 1st Half: 12-26 46.2% 2nd half: 8-29 27.6% OT: 2-4 50.0% Game: 22-59 37.3% Deadball Rebounds 12  
3FG % 1st Half: 6-12 50.0% 2nd half: 2-11 18.2% OT: 1-3 33.3% Game: 9-26 34.6%  
FT % 1st Half: 11-19 57.9% 2nd half: 13-22 59.1% OT: 7-14 50.0% Game: 31-55 56.4%

### Bowling Green 91 • 5-1

#	Player	Total			3-Ptr			Rebounds			PF	TP	A	TO	Blk	Stl	Min
		FG-FGA	FG-FGA	FT-FTA	Off	Def	Tot	PF	TP	A							
25	PLOWDEN, Daegwon	f	6-12	1-4	5-5	2	3	5	4	18	0	1	1	1	38		
01	TURNER, Justin	g	3-11	0-5	4-5	0	2	2	1	10	3	1	0	2	20		
02	MATTOS, Taylor	g	3-5	0-0	0-1	2	3	5	5	6	0	1	1	0	14		
03	FIELDS, Caleb	g	4-10	1-3	1-3	2	1	3	5	10	1	1	0	0	29		
05	FRYE, Dylan	g	8-21	3-9	9-10	0	9	9	3	28	6	3	0	1	36		
00	LASTER, Michael		0-2	0-0	2-4	0	10	10	3	2	4	4	0	2	25		
04	ZEIGLER, Davin		0-0	0-0	0-0	0	3	3	2	0	0	0	0	0	8		
11	DIGGS, Trey		3-6	2-5	2-2	1	1	2	1	10	1	1	0	0	22		
21	KULACKOVSKIS, Matiss		0-0	0-0	0-0	0	0	0	1	0	0	0	1	1	8		
22	SIERRA, Marlon		2-4	1-2	0-0	1	2	3	5	5	0	0	0	0	18		
35	SWINGLE, Dylan		1-1	0-0	0-0	0	1	1	5	2	0	0	0	0	7		
	Team					2	2	4									
	Totals		30-72	8-28	23-30	10	37	47	35	91	15	12	3	7	225		

FG % 1st Half: 10-33 30.3% 2nd half: 15-32 46.9% OT: 5-7 71.4% Game: 30-72 41.7% Deadball Rebounds 4,3  
3FG % 1st Half: 4-16 25.0% 2nd half: 3-10 30.0% OT: 1-2 50.0% Game: 8-28 28.6%  
FT % 1st Half: 5-8 62.5% 2nd half: 10-12 83.3% OT: 8-10 80.0% Game: 23-30 76.7%

Officials: Justin Porterfield, Trey Styons, JW Lucas  
Technical fouls: Cincinnati-None. Bowling Green-SIERRA, Marlon.  
Attendance: 1525  
2019 U.S. Virgin Islands Paradise Jam Men's Basketball Tournament  
PRESENTED BY BASKETBALL TRAVELERS

Score by periods	1st	2nd	OT	Total
Cincinnati	41	31	12	84
Bowling Green	29	43	19	91

Last FG - CIN OT-02:09, BG OT-00:29.  
Largest lead - CIN by 13 1st-00:45, BG by 7 OT-00:29.

Points	In	Off	2nd	Fast	Bench
CIN	29	Paint	T/O	Chance	Break
BG	40	11	12	4	19

Score tied - 5 times.  
Lead changed - 3 times.

## GAME 6 • NOV. 25, 2019 • PARADISE JAM • THIRD PLACE VALPARAISO (77) VS. RV/RV CINCINNATI (81) OT SPORTS AND FITNESS CENTER (ST. THOMAS, VIRGIN ISLANDS)

### Drake 59 • 1-1,0-0 MVC

#	Player	Total			3-Ptr			Rebounds			PF	TP	A	TO	Blk	Stl	Min
		FG-FGA	FG-FGA	FT-FTA	Off	Def	Tot	PF	TP	A							
21	Liam Robbins	f	6-12	0-1	0-2	3	4	7	1	12	0	0	2	1	25		
00	D.J. Wilkins	g	1-5	1-3	1-2	2	2	4	2	4	2	1	0	0	25		
03	Garrett Sturtz	g	2-6	0-0	0-2	1	2	3	2	4	2	0	0	0	24		
04	Anthony Murphy	g	4-9	0-3	5-5	1	2	3	3	13	1	1	0	0	24		
12	Roman Penn	g	3-6	1-2	0-0	0	4	4	2	7	6	2	0	3	28		
01	Samm Jones		0-2	0-1	0-0	1	0	1	1	0	0	0	0	1	5		
11	Antonio Pilipovic		0-4	0-2	0-0	1	2	3	2	0	1	1	1	0	15		
14	Noah Thomas		3-9	1-3	2-2	0	2	2	2	9	1	2	0	0	20		
20	Jonah Jackson		1-4	1-4	0-0	0	1	1	0	3	1	0	0	0	18		
23	Joseph Yesufu		2-5	0-0	3-4	1	1	2	2	7	1	4	0	2	16		
	Team					0	1	1									
	Totals		22-62	4-19	11-17	10	21	31	17	59	15	12	3	7	200		

FG % 1st Half: 10-25 40.0% 2nd half: 12-37 32.4% Game: 22-62 35.5% Deadball Rebounds 6  
3FG % 1st Half: 3-11 27.3% 2nd half: 1-8 12.5% Game: 4-19 21.1%  
FT % 1st Half: 2-5 40.0% 2nd half: 9-12 75.0% Game: 11-17 64.7%

### Cincinnati 81 • 1-1,0-0 AAC

#	Player		Total			3-Ptr			Rebounds			PF	TP	A	TO	Blk	Stl	Min
			FG	FGA	FG-FGA	FT	FTA	Off	Def	Tot								
13	SCOTT, Tre	f	2-4	1-2	0-0	4	7	11	3	5	2	1	1	0	19			
33	VOGT, Chris	c	6-8	0-0	0-0	1	2	3	12	1	3	2	0	19				
00	McNEAL, Chris	g	5-11	1-6	1-3	0	2	2	1	12	4	0	0	3	26			
02	WILLIAMS, Keith	g	1-2	1-1	5-6	0	3	3	1	8	3	1	0	0	19			
34	CUMBERLAND, Jarron	g	4-6	3-4	0-0	0	1	1	1	11	1	2	0	1	18			
01	DAVENPORT, Jeremiah		0-2	0-1	0-0	0	2	2	0	0	0	0	0	0	7			
03	ADAMS-WOODS, Mika		1-3	0-0	0-0	0	5	5	2	2	3	0	0	1	14			
05	MOORE, Trevor		0-1	0-1	0-0	0	0	0	0	0	0	1	0	0	9			
20	DIARRA, Mamoudou		2-3	0-0	0-0	2	3	5	4	4	0	1	2	0	16			
21	CUMBERLAND, Jaevin		6-11	5-10	0-0	0	0	0	17	2	1	0	1	19				
23	HARVEY, Zach		1-4	0-1	0-1	0	0	0	1	2	1	0	0	1	14			
31	MARTIN, Sam		0-0	0-0	0-0	0	0	0	0	0	0	0	0	0	1			
32	KOZ, John		0-0	0-0	0-0	0	0	0	0	0	0	0	0	0	1			
35	SOROLLA, Jaume		3-5	0-0	2-2	3	3	6	2	8	2	1	0	0	17			
45	BANKS, Rob		0-0	0-0	0-0	0	0	0	0	0	0	0	0	0	1			
	Team					0	2	2										
	Totals		31-60	11-26	8-12	10	30	40	18	81	20	13	4	7	200			

FG % 1st Half: 17-30 56.7% 2nd half: 14-30 46.7% Game: 31-60 51.7% Deadball Rebounds 2  
3FG % 1st Half: 8-16 50.0% 2nd half: 3-10 30.0% Game: 11-26 42.3%  
FT % 1st Half: 2-2 100.0 2nd half: 6-10 60.0% Game: 8-12 66.7%

Officials: Courtney Green,Sean Casady,Joe Lindsay  
Technical fouls: Drake-None. Cincinnati-None.  
Attendance: 10133

Score by periods	1st	2nd	Total
Drake	25	34	59
Cincinnati	44	37	81

Last FG - DRA 2nd-01:37, CIN 2nd-03:44.  
Largest lead - DRA by 3 1st-18:54, CIN by 27 2nd-11:33.

Points	In	Off	2nd	Fast	Bench
DRA	28	Paint	T/O	Chance	Break
CIN	38	20	10	12	19

Score tied - 1 time.  
Lead changed - 5 times.

## GAME 7 • NOV. 30, 2019 UNLV AT RV/RV CINCINNATI FIFTH THIRD ARENA (CINCINNATI, OHIO)

## GAME 8 • DEC. 3, 2019 VERMONT AT CINCINNATI FIFTH THIRD ARENA (CINCINNATI, OHIO)





**2019-20 Cincinnati Basketball**  
Cincinnati Combined Team Statistics (as of Nov 25, 2019)  
**All games**



<b>RECORD:</b>	<b>OVERALL</b>	<b>HOME</b>	<b>AWAY</b>	<b>NEUTRAL</b>
ALL GAMES	4-2	2-0	0-1	2-1
CONFERENCE	0-0	0-0	0-0	0-0
NON-CONFERENCE	4-2	2-0	0-1	2-1

#	Player	gp-gs	min	avg	Total		3-Point		F-Throw		Rebounds				pf	dq	a	to	blk	stl	pts	avg
					fg-fga	fg%	3fg-fga	3fg%	ft-fa	ft%	off	def	tot	avg								
34	CUMBERLAND, Jarron	4-4	111	27.8	17-44	.386	5-21	.238	19-32	.594	2	8	10	2.5	8	0	6	10	0	4	58	14.5
33	VOGT, Chris	6-6	156	26.0	31-42	.738	0-0	.000	16-27	.593	15	29	44	7.3	17	1	6	10	6	1	78	13.0
02	WILLIAMS, Keith	6-6	152	25.3	23-49	.469	4-11	.364	15-18	.833	4	16	20	3.3	16	1	10	11	6	3	65	10.8
21	CUMBERLAND, Jaevi	6-2	144	24.0	20-52	.385	17-44	.386	5-6	.833	1	6	7	1.2	8	0	15	13	1	6	62	10.3
13	SCOTT, Tre	6-6	169	28.2	22-44	.500	1-9	.111	13-16	.813	18	42	60	10.0	14	0	8	14	5	5	58	9.7
00	McNEAL, Chris	6-6	182	30.3	15-47	.319	4-25	.160	16-33	.485	4	18	22	3.7	13	0	14	13	1	8	50	8.3
35	SOROLLA, Jaume	3-0	53	17.7	8-11	.727	0-0	.000	3-4	.750	5	10	15	5.0	6	0	5	2	1	0	19	6.3
03	ADAMS-WOODS, Mik	5-0	62	12.4	6-13	.462	2-4	.500	3-4	.750	0	8	8	1.6	6	0	4	9	0	2	17	3.4
01	DAVENPORT, Jeremia	6-0	57	9.5	4-12	.333	1-3	.333	9-12	.750	6	9	15	2.5	10	0	1	4	0	2	18	3.0
23	HARVEY, Zach	6-0	68	11.3	3-8	.375	0-1	.000	7-13	.538	1	3	4	0.7	6	0	7	3	0	1	13	2.2
20	DIARRA, Mamoudou	6-0	57	9.5	4-10	.400	0-0	.000	1-2	.500	5	15	20	3.3	8	0	3	3	1	3	9	1.5
05	MOORE, Trevor	5-0	33	6.6	2-7	.286	2-6	.333	0-0	.000	0	7	7	1.4	6	0	3	5	0	1	6	1.2
32	KOZ, John	2-0	2	1.0	0-0	.000	0-0	.000	0-0	.000	0	0	0	0.0	0	0	0	0	0	0	0	0.0
31	MARTIN, Sam	2-0	2	1.0	0-0	.000	0-0	.000	0-0	.000	0	0	0	0.0	0	0	0	0	0	0	0	0.0
45	BANKS, Rob	2-0	2	1.0	0-0	.000	0-0	.000	0-0	.000	0	0	0	0.0	0	0	0	0	0	0	0	0.0
Team											5	8	13				6					
Total.....		6	1250		155-339	.457	36-124	.290	107-167	.641	66	179	245	40.8	118	2	82	103	21	36	453	75.5
Opponents.....		6	1250		148-378	.392	36-124	.290	77-108	.713	65	145	210	35.0	135	-	69	87	14	43	409	68.2

<b>TEAM STATISTICS</b>	<b>CIN</b>	<b>OPP</b>
SCORING	453	409
Points per game	75.5	68.2
Scoring margin	+7.3	-
FIELD GOALS-ATT	155-339	148-378
Field goal pct	.457	.392
3 POINT FG-ATT	36-124	36-124
3-point FG pct	.290	.290
3-pt FG made per game	6.0	6.0
FREE THROWS-ATT	107-167	77-108
Free throw pct	.641	.713
F-Throws made per game	17.8	12.8
REBOUNDS	245	210
Rebounds per game	40.8	35.0
Rebounding margin	+5.8	-
ASSISTS	82	69
Assists per game	13.7	11.5
TURNOVERS	103	87
Turnovers per game	17.2	14.5
Turnover margin	-2.7	-
Assist/turnover ratio	0.8	0.8
STEALS	36	43
Steals per game	6.0	7.2
BLOCKS	21	14
Blocks per game	3.5	2.3
ATTENDANCE	19963	19218
Home games-Avg/Game	2-9982	1-13845
Neutral site-Avg/Game	-	3-1791

<b>Date</b>	<b>Opponent</b>		<b>Score</b>	<b>Att.</b>
11/06/19	at Ohio St.	L	56-64	13845
11/11/19	DRAKE	W	81-59	10133
11/14/19	ALABAMA A&M	W	85-53	9830
11/22/19	vs Illinois State	W	66-65	1924
11/24/19	vs Bowling Green	Lot	84-91	1525
N 11/25/19	vs Valparaiso	Wot	81-77	1924

\* = Conference game

<b>Score by Periods</b>	<b>1st</b>	<b>2nd</b>	<b>OT</b>	<b>Totals</b>
Cincinnati	206	224	23	453
Opponents	163	220	26	409



**2019-20 Cincinnati Basketball**  
Cincinnati Combined Team Statistics (as of Nov 25, 2019)  
**Paradise Jam Games**



<b>RECORD:</b>	<b>OVERALL</b>	<b>HOME</b>	<b>AWAY</b>	<b>NEUTRAL</b>
ALL GAMES	2-1	0-0	0-0	2-1
CONFERENCE	0-0	0-0	0-0	0-0
NON-CONFERENCE	2-1	0-0	0-0	2-1

#	Player	gp-gs	min	avg	Total		3-Point		F-Throw		Rebounds				pf	dq	a	to	blk	stl	pts	avg
					fg-fga	fg%	3fg-fga	3fg%	ft-fa	ft%	off	def	tot	avg								
34	CUMBERLAND, Jarron	2-2	60	30.0	9-25	.360	2-12	.167	14-23	.609	2	4	6	3.0	5	0	2	7	0	3	34	17.0
33	VOGT, Chris	3-3	99	33.0	16-20	.800	0-0	.000	12-19	.632	8	19	27	9.0	7	0	3	5	3	1	44	14.7
13	SCOTT, Tre	3-3	97	32.3	13-23	.565	0-3	.000	8-10	.800	7	22	29	9.7	6	0	4	10	3	5	34	11.3
02	WILLIAMS, Keith	3-3	80	26.7	13-28	.464	0-4	.000	7-8	.875	1	10	11	3.7	12	1	4	5	4	2	33	11.0
21	CUMBERLAND, Jaevi	3-1	69	23.0	9-26	.346	8-22	.364	3-4	.750	0	3	3	1.0	3	0	6	7	0	0	29	9.7
00	McNEAL, Chris	3-3	96	32.0	6-19	.316	2-9	.222	12-25	.480	3	9	12	4.0	8	0	5	8	1	0	26	8.7
03	ADAMS-WOODS, Mik	3-0	35	11.7	4-7	.571	1-2	.500	1-2	.500	0	2	2	0.7	3	0	0	5	0	1	10	3.3
01	DAVENPORT, Jeremia	3-0	33	11.0	2-6	.333	0-1	.000	5-6	.833	3	5	8	2.7	6	0	1	3	0	1	9	3.0
23	HARVEY, Zach	3-0	40	13.3	1-2	.500	0-0	.000	4-6	.667	0	1	1	0.3	4	0	4	3	0	0	6	2.0
05	MOORE, Trevor	3-0	16	5.3	1-3	.333	1-2	.500	0-0	.000	0	4	4	1.3	5	0	1	3	0	0	3	1.0
20	DIARRA, Mamoudou	3-0	25	8.3	1-5	.200	0-0	.000	1-2	.500	2	4	6	2.0	3	0	2	1	0	2	3	1.0
Team											3	3	6					1				
Total.....		3	650		75-164	.457	14-55	.255	67-105	.638	29	86	115	38.3	62	1	32	58	11	15	231	77.0
Opponents.....		3	650		85-200	.425	21-65	.323	42-54	.778	35	76	111	37.0	77	-	35	46	8	23	233	77.7

<b>TEAM STATISTICS</b>	<b>CIN</b>	<b>OPP</b>
SCORING	231	233
Points per game	77.0	77.7
Scoring margin	-0.7	-
FIELD GOALS-ATT	75-164	85-200
Field goal pct	.457	.425
3 POINT FG-ATT	14-55	21-65
3-point FG pct	.255	.323
3-pt FG made per game	4.7	7.0
FREE THROWS-ATT	67-105	42-54
Free throw pct	.638	.778
F-Throws made per game	22.3	14.0
REBOUNDS	115	111
Rebounds per game	38.3	37.0
Rebounding margin	+1.3	-
ASSISTS	32	35
Assists per game	10.7	11.7
TURNOVERS	58	46
Turnovers per game	19.3	15.3
Turnover margin	-4.0	-
Assist/turnover ratio	0.6	0.8
STEALS	15	23
Steals per game	5.0	7.7
BLOCKS	11	8
Blocks per game	3.7	2.7
ATTENDANCE	0	5373
Home games-Avg/Game	0-0	0-0
Neutral site-Avg/Game	-	3-1791

<b>Date</b>	<b>Opponent</b>		<b>Score</b>	<b>Att.</b>
11/22/19	vs Illinois State	W	66-65	1924
11/24/19	vs Bowling Green	Lot	84-91	1525
N 11/25/19	vs Valparaiso	Wot	81-77	1924

\* = Conference game

<b>Score by Periods</b>	<b>1st</b>	<b>2nd</b>	<b>OT</b>	<b>Totals</b>
Cincinnati	101	107	23	231
Opponents	96	111	26	233



**2019-20 Cincinnati Basketball**  
Cincinnati Team Game-by-Game Comparison (as of Nov 25, 2019)  
**All games**



Opponent	1st	2nd	Score	Mar	Total FG	FG Pct	3-Pointers	3FG Pct	Free Throws	FT Pct	Rebounds	Assist	T/Over	Block	Steal	Fouls
Ohio St.	26/19	30/45	56-64	(8)	19-57/20-49	.333/.408	4-21/5-16	.190/.313	14-23/19-29	.609/.655	37/41 (4)	9/9	14/15	1/2	6/2	27/18
DRAKE	44/25	37/34	81-59	+22	31-60/22-62	.517/.355	11-26/4-19	.423/.211	8-12/11-17	.667/.647	40/31 +9	20/15	13/12	4/3	7/7	18/17
ALABAMA A&M	35/23	50/30	85-53	+32	30-58/21-67	.517/.313	7-22/6-24	.318/.250	18-27/5-8	.667/.625	53/27 +26	21/10	18/14	5/1	8/11	11/23
Illinois State	30/33	36/32	66-65	+1	22-49/27-62	.449/.435	1-16/6-15	.063/.400	21-30/5-9	.700/.556	35/35 -	7/9	17/16	4/1	4/4	17/22
Bowling Green	41/29	31/43	84-91	(7)	22-59/30-72	.373/.417	9-26/8-28	.346/.286	31-55/23-30	.564/.767	44/47 (3)	11/15	18/12	4/3	5/7	28/35
Valparaiso	30/34	40/36	81-77	+4	31-56/28-66	.554/.424	4-13/7-22	.308/.318	15-20/14-15	.750/.933	36/29 +7	14/11	23/18	3/4	6/12	17/20

Note: Game totals are displayed in the format TEAM/OPPONENT for each category



**2019-20 Cincinnati Basketball**  
**Cincinnati Game-by-Game Highs (as of Nov 25, 2019)**  
**All games**



Opponent	Date	Score	Points	Rebounds	Assists	Steals	Blocked shots
at Ohio St.	11/06/19	56-64	13-CUMBERLAND, Ja WILLIAMS, Keith	12-SCOTT, Tre	3-CUMBERLAND, Ja	4-McNEAL, Chris	1-VOGT, Chris
DRAKE	11/11/19	81-59	17-CUMBERLAND, Ja	11-SCOTT, Tre	4-McNEAL, Chris	3-McNEAL, Chris	2-VOGT, Chris
ALABAMA A&M	11/14/19	85-53	18-VOGT, Chris	10-VOGT, Chris	6-CUMBERLAND, Ja	5-CUMBERLAND, Ja	2-WILLIAMS, Keith
vs Illinois State	11/22/19	66-65	23-CUMBERLAND, Ja	13-VOGT, Chris	3-SCOTT, Tre	2-CUMBERLAND, Ja	2-SCOTT, Tre
vs Bowling Green	11/24/19	84-91	21-CUMBERLAND, Ja	11-SCOTT, Tre	4-McNEAL, Chris	1-CUMBERLAND, Ja SCOTT, Tre WILLIAMS, Keith VOGT, Chris DIARRA, Mamoudo	1-WILLIAMS, Keith McNEAL, Chris SCOTT, Tre VOGT, Chris
vs Valparaiso	11/25/19	81-77	21-VOGT, Chris	11-SCOTT, Tre	4-CUMBERLAND, Ja HARVEY, Zach	3-SCOTT, Tre	2-WILLIAMS, Keith



**2019-20 Cincinnati Basketball**  
**Cincinnati Points-Rebounds-Assists (as of Nov 25, 2019)**  
**All games**



Opponent	Date	Score		00 MCNEAL,CHR	01 DAVENPORT,	02 WILLIAMS,K	03 ADAMS-WOOD	05 MOORE,TREV	13 SCOTT,TRE	20 DIARRA,MAM
at Ohio St.	11/06/19	56-64	L	10-4-1	3-2-0	13-2-0	DNP	DNP	3-12-2	0-0-0
DRAKE	11/11/19	81-59	w	12-2-4	0-2-0	8-3-3	2-5-3	0-0-1	5-11-2	4-5-0
ALABAMA A&M	11/14/19	85-53	w	2-4-4	6-3-0	11-4-3	5-1-1	3-3-1	16-8-0	2-9-1
vs Illinois State	11/22/19	66-65	w	2-3-0	0-1-0	12-2-1	0-1-0	0-3-1	14-7-3	0-1-0
vs Bowling Green	11/24/19	84-91	L	17-7-4	7-6-0	4-2-1	0-0-0	3-1-0	8-11-1	0-3-1
vs Valparaiso	11/25/19	81-77	w	7-2-1	2-1-1	17-7-2	10-1-0	0-0-0	12-11-0	3-2-1

Opponent	Date	Score		21 CUMBERLAND	23 HARVEY,ZAC	31 MARTIN,SAM	32 KOZ,JOHN	33 VOGT,CHRIS	34 CUMBERLAND	35 SOROLLA,JA
at Ohio St.	11/06/19	56-64	L	3-1-1	1-1-0	DNP	DNP	4-4-0	13-3-3	6-4-2
DRAKE	11/11/19	81-59	w	17-0-2	2-0-1	0-0-0	0-0-0	12-3-1	11-1-1	8-6-2
ALABAMA A&M	11/14/19	85-53	w	13-3-6	4-2-2	0-0-0	0-0-0	18-10-2	DNP	5-5-1
vs Illinois State	11/22/19	66-65	w	2-0-0	0-0-0	DNP	DNP	13-13-1	23-2-1	DNP
vs Bowling Green	11/24/19	84-91	L	21-2-2	3-0-0	DNP	DNP	10-7-1	11-4-1	DNP
vs Valparaiso	11/25/19	81-77	w	6-1-4	3-1-4	DNP	DNP	21-7-1	DNP	DNP

Opponent	Date	Score		45 BANKS,ROB
at Ohio St.	11/06/19	56-64	L	DNP
DRAKE	11/11/19	81-59	w	0-0-0
ALABAMA A&M	11/14/19	85-53	w	0-0-0
vs Illinois State	11/22/19	66-65	w	DNP
vs Bowling Green	11/24/19	84-91	L	DNP
vs Valparaiso	11/25/19	81-77	w	DNP





**2019-20 Cincinnati Basketball**  
 Cincinnati Player High/Low Analysis (as of Nov 25, 2019)  
**All games**



**Cincinnati - INDIVIDUAL GAME HIGHS**

Points	23	CUMBERLAND, Jarron vs Illinois State (11/22/19)
	21	VOGT, Chris vs Valparaiso (11/25/19)
	21	CUMBERLAND, Jaevin vs Bowling Green (11/24/19)
	18	VOGT, Chris vs Alabama A&M (11/14/19)
	17	WILLIAMS, Keith vs Valparaiso (11/25/19)
	17	McNEAL, Chris vs Bowling Green (11/24/19)
	17	CUMBERLAND, Jaevin vs Drake (11/11/19)
Field Goals Made	9	VOGT, Chris vs Valparaiso (11/25/19)
	7	SCOTT, Tre vs Alabama A&M (11/14/19)
	7	VOGT, Chris vs Alabama A&M (11/14/19)
Field Goal Att.	16	CUMBERLAND, Jarron vs Illinois State (11/22/19)
	15	CUMBERLAND, Jaevin vs Bowling Green (11/24/19)
FG Pct (min 5 made)	.818 (9-11)	VOGT, Chris vs Valparaiso (11/25/19)
	.778 (7-9)	VOGT, Chris vs Alabama A&M (11/14/19)
3-Point FG Made	6	CUMBERLAND, Jaevin vs Bowling Green (11/24/19)
	5	CUMBERLAND, Jaevin vs Drake (11/11/19)
3-Point FG Att.	14	CUMBERLAND, Jaevin vs Bowling Green (11/24/19)
	10	CUMBERLAND, Jaevin vs Drake (11/11/19)
3-Pt FG Pct (min 2 made)	.750 (3-4)	CUMBERLAND, Jarron vs Drake (11/11/19)
	.667 (2-3)	WILLIAMS, Keith at Ohio St. (11/06/19)
Free Throws Made	12	CUMBERLAND, Jarron vs Illinois State (11/22/19)
	10	McNEAL, Chris vs Bowling Green (11/24/19)
Free Throw Att.	21	McNEAL, Chris vs Bowling Green (11/24/19)
	17	CUMBERLAND, Jarron vs Illinois State (11/22/19)
FT Pct (min 3 made)	1.000 (3-3)	DAVENPORT, Jeremiah at Ohio St. (11/06/19)
	.833 (5-6)	WILLIAMS, Keith vs Valparaiso (11/25/19)
	.833 (5-6)	DAVENPORT, Jeremiah vs Bowling Green (11/24/19)
	.833 (5-6)	VOGT, Chris vs Illinois State (11/22/19)
	.833 (5-6)	WILLIAMS, Keith vs Drake (11/11/19)
Rebounds	13	VOGT, Chris vs Illinois State (11/22/19)
	12	SCOTT, Tre at Ohio St. (11/06/19)
Assists	6	CUMBERLAND, Jaevin vs Alabama A&M (11/14/19)
	4	CUMBERLAND, Jaevin vs Valparaiso (11/25/19)
	4	HARVEY, Zach vs Valparaiso (11/25/19)
	4	McNEAL, Chris vs Bowling Green (11/24/19)
	4	McNEAL, Chris vs Alabama A&M (11/14/19)
	4	McNEAL, Chris vs Drake (11/11/19)
Steals	5	CUMBERLAND, Jaevin vs Alabama A&M (11/14/19)
	4	McNEAL, Chris at Ohio St. (11/06/19)
Blocked Shots	2	WILLIAMS, Keith vs Valparaiso (11/25/19)
	2	SCOTT, Tre vs Illinois State (11/22/19)
	2	WILLIAMS, Keith vs Alabama A&M (11/14/19)
	2	VOGT, Chris vs Drake (11/11/19)
Turnovers	4	SCOTT, Tre vs Valparaiso (11/25/19)
	4	VOGT, Chris vs Valparaiso (11/25/19)
	4	CUMBERLAND, Jaevin vs Valparaiso (11/25/19)
	4	McNEAL, Chris vs Valparaiso (11/25/19)
	4	CUMBERLAND, Jarron vs Bowling Green (11/24/19)
	4	SCOTT, Tre vs Illinois State (11/22/19)
	4	ADAMS-WOODS, Mika vs Alabama A&M (11/14/19)
Fouls	5	WILLIAMS, Keith vs Bowling Green (11/24/19)
	5	VOGT, Chris at Ohio St. (11/06/19)



**2019-20 Cincinnati Basketball**  
Cincinnati Opponent High/Low Analysis (as of Nov 25, 2019)  
**All games**



**OPPONENT INDIVIDUAL GAME HIGHS**

Points	32	FREEMAN-LIBERTY, J. vs Valparaiso (11/25/19)
	28	FRYE, Dylan vs Bowling Green (11/24/19)
	19	BOYD, Dedric vs Illinois State (11/22/19)
	18	PLOWDEN, Daeqwon vs Bowling Green (11/24/19)
	14	Kyle Young at Ohio St. (11/06/19)
Field Goals Made	13	FREEMAN-LIBERTY, J. vs Valparaiso (11/25/19)
	8	FRYE, Dylan vs Bowling Green (11/24/19)
Field Goal Att.	25	FREEMAN-LIBERTY, J. vs Valparaiso (11/25/19)
	21	FRYE, Dylan vs Bowling Green (11/24/19)
FG Pct (min 5 made)	.857 (6-7)	Kyle Young at Ohio St. (11/06/19)
	.520 (13-25)	FREEMAN-LIBERTY, J. vs Valparaiso (11/25/19)
3-Point FG Made	3	FREEMAN-LIBERTY, J. vs Valparaiso (11/25/19)
	3	FRYE, Dylan vs Bowling Green (11/24/19)
3-Point FG Att.	9	FRYE, Dylan vs Bowling Green (11/24/19)
	6	FREEMAN-LIBERTY, J. vs Valparaiso (11/25/19)
	6	ROBINSON, Nick vs Valparaiso (11/25/19)
3-Pt FG Pct (min 2 made)	.667 (2-3)	Kaleb Wesson at Ohio St. (11/06/19)
	.500 (3-6)	FREEMAN-LIBERTY, J. vs Valparaiso (11/25/19)
	.500 (2-4)	BOYD, Dedric vs Illinois State (11/22/19)
Free Throws Made	9	FRYE, Dylan vs Bowling Green (11/24/19)
	6	CJ Walker at Ohio St. (11/06/19)
Free Throw Att.	10	FRYE, Dylan vs Bowling Green (11/24/19)
	6	CJ Walker at Ohio St. (11/06/19)
FT Pct (min 3 made)	1.000 (6-6)	CJ Walker at Ohio St. (11/06/19)
	1.000 (5-5)	PLOWDEN, Daeqwon vs Bowling Green (11/24/19)
	1.000 (5-5)	Anthony Murphy vs Drake (11/11/19)
	1.000 (3-3)	McMILLAN, Mileek vs Valparaiso (11/25/19)
	1.000 (3-3)	FREEMAN-LIBERTY, J. vs Valparaiso (11/25/19)
Rebounds	13	Kyle Young at Ohio St. (11/06/19)
	11	NDIAYE, Abdou vs Illinois State (11/22/19)
	11	Kaleb Wesson at Ohio St. (11/06/19)
Assists	6	FRYE, Dylan vs Bowling Green (11/24/19)
	6	TORRES, Ricky vs Illinois State (11/22/19)
	6	Roman Penn vs Drake (11/11/19)
Steals	4	FREEMAN-LIBERTY, J. vs Valparaiso (11/25/19)
	4	Brandon Miller vs Alabama A&M (11/14/19)
Blocked Shots	3	ROBINSON, Nick vs Valparaiso (11/25/19)
	2	Liam Robbins vs Drake (11/11/19)
Turnovers	5	McMILLAN, Mileek vs Valparaiso (11/25/19)
	5	Cameron Tucker vs Alabama A&M (11/14/19)
Fouls	5	SIERRA, Marlon vs Bowling Green (11/24/19)
	5	FIELDS, Caleb vs Bowling Green (11/24/19)
	5	MATTOS, Taylor vs Bowling Green (11/24/19)
	5	SWINGLE, Dylan vs Bowling Green (11/24/19)



**2019-20 Cincinnati Basketball**  
**Cincinnati Team High/Low Analysis (as of Nov 25, 2019)**  
**All games**



**Cincinnati - TEAM GAME HIGHS**

POINTS	85	ALABAMA A&M (11/14/19)
	84	vs Bowling Green (11/24/19)
	81	vs Valparaiso (11/25/19)
	81	DRAKE (11/11/19)
	66	vs Illinois State (11/22/19)
FIELD GOALS MADE	31	vs Valparaiso (11/25/19)
	31	DRAKE (11/11/19)
FIELD GOAL ATTEMPTS	60	DRAKE (11/11/19)
	59	vs Bowling Green (11/24/19)
FIELD GOAL PERCENTAGE	.554 (31-56)	vs Valparaiso (11/25/19)
	.517 (30-58)	ALABAMA A&M (11/14/19)
3 PT FIELD GOALS MADE	11	DRAKE (11/11/19)
	9	vs Bowling Green (11/24/19)
3 PT FG ATTEMPTS	26	vs Bowling Green (11/24/19)
	26	DRAKE (11/11/19)
3 PT FG PERCENTAGE	.423 (11-26)	DRAKE (11/11/19)
	.346 (9-26)	vs Bowling Green (11/24/19)
FREE THROWS MADE	31	vs Bowling Green (11/24/19)
	21	vs Illinois State (11/22/19)
FREE THROW ATTEMPTS	55	vs Bowling Green (11/24/19)
	30	vs Illinois State (11/22/19)
FREE THROW PERCENTAGE	.750 (15-20)	vs Valparaiso (11/25/19)
	.700 (21-30)	vs Illinois State (11/22/19)
REBOUNDS	53	ALABAMA A&M (11/14/19)
	44	vs Bowling Green (11/24/19)
ASSISTS	21	ALABAMA A&M (11/14/19)
	20	DRAKE (11/11/19)
STEALS	8	ALABAMA A&M (11/14/19)
	7	DRAKE (11/11/19)
BLOCKED SHOTS	5	ALABAMA A&M (11/14/19)
	4	vs Bowling Green (11/24/19)
	4	vs Illinois State (11/22/19)
	4	DRAKE (11/11/19)
TURNOVERS	23	vs Valparaiso (11/25/19)
	18	vs Bowling Green (11/24/19)
	18	ALABAMA A&M (11/14/19)
FOULS	28	vs Bowling Green (11/24/19)
	27	at Ohio St. (11/06/19)



**2019-20 Cincinnati Basketball**  
**Cincinnati High/Low Analysis (as of Nov 25, 2019)**  
**All games**



**Opponent - GAME HIGHS**

POINTS	91	vs Bowling Green (11/24/19)
	77	vs Valparaiso (11/25/19)
	65	vs Illinois State (11/22/19)
	64	at Ohio St. (11/06/19)
	59	DRAKE (11/11/19)
FIELD GOALS MADE	30	vs Bowling Green (11/24/19)
	28	vs Valparaiso (11/25/19)
FIELD GOAL ATTEMPTS	72	vs Bowling Green (11/24/19)
	67	ALABAMA A&M (11/14/19)
FIELD GOAL PERCENTAGE	.435 (27-62)	vs Illinois State (11/22/19)
	.424 (28-66)	vs Valparaiso (11/25/19)
3 PT FIELD GOALS MADE	8	vs Bowling Green (11/24/19)
	7	vs Valparaiso (11/25/19)
3 PT FG ATTEMPTS	28	vs Bowling Green (11/24/19)
	24	ALABAMA A&M (11/14/19)
3 PT FG PERCENTAGE	.400 (6-15)	vs Illinois State (11/22/19)
	.318 (7-22)	vs Valparaiso (11/25/19)
FREE THROWS MADE	23	vs Bowling Green (11/24/19)
	19	at Ohio St. (11/06/19)
FREE THROW ATTEMPTS	30	vs Bowling Green (11/24/19)
	29	at Ohio St. (11/06/19)
FREE THROW PERCENTAGE	.933 (14-15)	vs Valparaiso (11/25/19)
	.767 (23-30)	vs Bowling Green (11/24/19)
REBOUNDS	47	vs Bowling Green (11/24/19)
	41	at Ohio St. (11/06/19)
ASSISTS	15	vs Bowling Green (11/24/19)
	15	DRAKE (11/11/19)
STEALS	12	vs Valparaiso (11/25/19)
	11	ALABAMA A&M (11/14/19)
BLOCKED SHOTS	4	vs Valparaiso (11/25/19)
	3	vs Bowling Green (11/24/19)
	3	DRAKE (11/11/19)
TURNOVERS	18	vs Valparaiso (11/25/19)
	16	vs Illinois State (11/22/19)
FOULS	35	vs Bowling Green (11/24/19)
	23	ALABAMA A&M (11/14/19)



**2019-20 Cincinnati Basketball**  
**Cincinnati High/Low Analysis (as of Nov 25, 2019)**  
**All games**



**Cincinnati - GAME LOWS**

POINTS	56	at Ohio St. (11/06/19)
	66	vs Illinois State (11/22/19)
	81	DRAKE (11/11/19)
	81	vs Valparaiso (11/25/19)
	84	vs Bowling Green (11/24/19)
FIELD GOALS MADE	19	at Ohio St. (11/06/19)
	22	vs Illinois State (11/22/19)
	22	vs Bowling Green (11/24/19)
FIELD GOAL ATTEMPTS	49	vs Illinois State (11/22/19)
	56	vs Valparaiso (11/25/19)
FIELD GOAL PERCENTAGE	.333 (19-57)	at Ohio St. (11/06/19)
	.373 (22-59)	vs Bowling Green (11/24/19)
3 PT FIELD GOALS MADE	1	vs Illinois State (11/22/19)
	4	at Ohio St. (11/06/19)
	4	vs Valparaiso (11/25/19)
3 PT FG ATTEMPTS	13	vs Valparaiso (11/25/19)
	16	vs Illinois State (11/22/19)
3 PT FG PERCENTAGE	.063 (1-16)	vs Illinois State (11/22/19)
	.190 (4-21)	at Ohio St. (11/06/19)
FREE THROWS MADE	8	DRAKE (11/11/19)
	14	at Ohio St. (11/06/19)
FREE THROW ATTEMPTS	12	DRAKE (11/11/19)
	20	vs Valparaiso (11/25/19)
FREE THROW PERCENTAGE	.564 (31-55)	vs Bowling Green (11/24/19)
	.609 (14-23)	at Ohio St. (11/06/19)
REBOUNDS	35	vs Illinois State (11/22/19)
	36	vs Valparaiso (11/25/19)
ASSISTS	7	vs Illinois State (11/22/19)
	9	at Ohio St. (11/06/19)
STEALS	4	vs Illinois State (11/22/19)
	5	vs Bowling Green (11/24/19)
BLOCKED SHOTS	1	at Ohio St. (11/06/19)
	3	vs Valparaiso (11/25/19)
TURNOVERS	13	DRAKE (11/11/19)
	14	at Ohio St. (11/06/19)
FOULS	11	ALABAMA A&M (11/14/19)
	17	vs Illinois State (11/22/19)
	17	vs Valparaiso (11/25/19)





**2019-20 Cincinnati Basketball**  
**Cincinnati High/Low Analysis (as of Nov 25, 2019)**  
**All games**



**Opponent - GAME LOWS**

POINTS	53	ALABAMA A&M (11/14/19)
	59	DRAKE (11/11/19)
	64	at Ohio St. (11/06/19)
	65	vs Illinois State (11/22/19)
	77	vs Valparaiso (11/25/19)
FIELD GOALS MADE	20	at Ohio St. (11/06/19)
	21	ALABAMA A&M (11/14/19)
FIELD GOAL ATTEMPTS	49	at Ohio St. (11/06/19)
	62	DRAKE (11/11/19)
	62	vs Illinois State (11/22/19)
FIELD GOAL PERCENTAGE	.313 (21-67)	ALABAMA A&M (11/14/19)
	.355 (22-62)	DRAKE (11/11/19)
3 PT FIELD GOALS MADE	4	DRAKE (11/11/19)
	5	at Ohio St. (11/06/19)
3 PT FG ATTEMPTS	15	vs Illinois State (11/22/19)
	16	at Ohio St. (11/06/19)
3 PT FG PERCENTAGE	.211 (4-19)	DRAKE (11/11/19)
	.250 (6-24)	ALABAMA A&M (11/14/19)
FREE THROWS MADE	5	ALABAMA A&M (11/14/19)
	5	vs Illinois State (11/22/19)
FREE THROW ATTEMPTS	8	ALABAMA A&M (11/14/19)
	9	vs Illinois State (11/22/19)
FREE THROW PERCENTAGE	.556 (5-9)	vs Illinois State (11/22/19)
	.625 (5-8)	ALABAMA A&M (11/14/19)
REBOUNDS	27	ALABAMA A&M (11/14/19)
	29	vs Valparaiso (11/25/19)
ASSISTS	9	at Ohio St. (11/06/19)
	9	vs Illinois State (11/22/19)
STEALS	2	at Ohio St. (11/06/19)
	4	vs Illinois State (11/22/19)
BLOCKED SHOTS	1	ALABAMA A&M (11/14/19)
	1	vs Illinois State (11/22/19)
TURNOVERS	12	DRAKE (11/11/19)
	12	vs Bowling Green (11/24/19)
FOULS	17	DRAKE (11/11/19)
	18	at Ohio St. (11/06/19)



Official Basketball Box Score -- Game Totals -- Final Statistics  
**Cincinnati vs UNLV**  
 12/01/18 3:00 pm at Thomas & Mack Center (Las Vegas, Nev.)



**Cincinnati 65 • 7-1**

##	Player		Total		3-Ptr	Rebounds			PF	TP	A	TO	Blk	Stl	Min
			FG-FGA	FG-FGA	FT-FTA	Off	Def	Tot							
13	SCOTT, Tre	f	2-6	0-0	0-0	0	2	2	5	4	0	3	0	1	31
33	BROOKS, Nysier	c	3-4	0-0	3-4	0	4	4	4	9	0	1	2	2	22
02	WILLIAMS, Keith	g	5-10	2-2	3-4	4	4	8	3	15	0	2	0	0	29
03	JENIFER, Justin	g	2-5	1-2	2-4	0	1	1	3	7	6	2	0	1	28
34	CUMBERLAND, Jarron	g	1-5	1-2	0-0	0	2	2	5	3	2	1	0	2	25
00	JOHNSON, Logan		2-2	1-1	0-0	0	0	0	1	5	0	2	0	1	8
05	MOORE, Trevor		1-2	1-2	0-0	1	2	3	0	3	1	0	0	0	7
10	FREDERICKS, Rashawn		0-1	0-0	2-2	1	0	1	0	2	1	1	0	0	9
15	BROOME, Cane		7-12	0-3	0-1	0	1	1	1	14	4	4	0	0	23
22	NSOSEME, Eliel		1-2	0-0	1-1	2	6	8	1	3	0	0	2	0	18
Team						1	0	1				1			
Totals			24-49	6-12	11-16	9	22	31	23	65	14	17	4	7	200

FG % 1st Half: 14-26 53.8% 2nd half: 10-23 43.5% Game: 24-49 49.0%  
 3FG % 1st Half: 3-6 50.0% 2nd half: 3-6 50.0% Game: 6-12 50.0%  
 FT % 1st Half: 2-3 66.7% 2nd half: 9-13 69.2% Game: 11-16 68.8%

Deadball  
Rebounds  
0

**UNLV 61 • 4-3**

##	Player		Total		3-Ptr	Rebounds			PF	TP	A	TO	Blk	Stl	Min
			FG-FGA	FG-FGA	FT-FTA	Off	Def	Tot							
10	Shakur Juiston	f	0-3	0-2	3-6	1	5	6	5	3	3	5	1	1	24
24	Joel Ntambwe	f	2-6	2-3	1-2	1	1	2	1	7	1	1	0	1	16
34	Cheikh Mbacke Diong	f	0-0	0-0	0-0	1	0	1	3	0	1	0	0	0	17
01	Kris Clyburn	g	4-10	2-6	2-2	4	5	9	2	12	1	2	1	0	35
05	Noah Robotham	g	0-4	0-3	0-0	0	1	1	0	0	1	0	0	3	20
03	Amauri Hardy		6-11	3-7	7-11	2	2	4	1	22	1	2	0	0	25
13	Bryce Hamilton		4-13	0-3	2-2	2	3	5	3	10	0	0	0	0	24
14	Tervell Beck		1-2	0-0	1-4	2	0	2	2	3	0	1	1	1	19
15	Cheickna Dembele		0-1	0-0	0-0	0	0	0	0	0	0	1	0	0	6
30	Jonathan Tchamwa Tch		1-1	0-0	2-2	1	3	4	0	4	0	0	1	0	14
Team						2	1	3				2			
Totals			18-51	7-24	18-29	16	21	37	17	61	8	14	4	6	200

FG % 1st Half: 9-24 37.5% 2nd half: 9-27 33.3% Game: 18-51 35.3%  
 3FG % 1st Half: 3-10 30.0% 2nd half: 4-14 28.6% Game: 7-24 29.2%  
 FT % 1st Half: 3-8 37.5% 2nd half: 15-21 71.4% Game: 18-29 62.1%

Deadball  
Rebounds  
6

Officials: Kelly Self,Randy McCall,Verne Harris  
 Technical fouls: Cincinnati-None. UNLV-None.  
 Attendance: 9572

Score by periods	1st	2nd	Total
Cincinnati	33	32	65
UNLV	24	37	61

	In Paint	Off T/O	2nd Chance	Fast Break	Bench
Points CIN	26	20	14	10	27
UNLV	16	11	16	11	39

Last FG - CIN 2nd-00:34, UNLV 2nd-00:12.  
 Largest lead - CIN by 12 1st-06:26, UNLV None.

Score tied - 0 times.  
 Lead changed - 0 times.