



HOUSTON FOOTBALL

11 CONFERENCE CHAMPIONSHIPS ♦ 28 BOWL APPEARANCES ♦ 139 ALL-AMERICANS ♦ 2017 OUTLAND TROPHY ♦ 1989 HEISMAN TROPHY ♦ 1976 LOMBARDI TROPHY

SERIES HISTORY

Overall	Houston leads 15-12
at Houston	Houston leads 10-5
at Cincinnati	Cincinnati leads 7-5
at Neutral Site	N/A
Current Streak	Cincinnati, W2
Last Meeting	L, 38-10, Nov. 7, 2020 Nippert Stadium (Cincinnati, Ohio)

BROADCAST INFORMATION

TV: ABC

Play-by-Play: Joe Tessitore
Analyst: Greg McElroy
Sideline: Katie George

RADIO: KPRC 950 AM

Play-by-Play: Kevin Eschenfelder
Analyst: Ted Pardee
Sideline: Jeremy Branham
Pregame Host: Matt Thomas
The Varsity Network: "Search Houston"
XM: 85
Sirius: 85

SOCIAL MEDIA: #GoCoogs

Twitter: @UHCougarFB
Instagram: @UHCougarFB
Facebook: /HoustonFootball
Hashtags: #GoCoogs x #hoUSton

FOOTBALL COMMUNICATIONS

Andrew Pate, Director
(arpace@central.uh.edu) | (713) 387-9119 (c)

75 YEARS OF HOUSTON ATHLETICS:

The University of Houston is celebrating "75 years of Houston Athletics" with festivities and tributes planned throughout the 2021-22 sports calendar as the department pays homage to its rich history and tradition by spotlighting its greatest student-athletes and coaches.



TDECU STADIUM

GAME 13 • THE AMERICAN CHAMPIONSHIP GAME

#16/16 HOUSTON (11-1, 8-0 AAC) vs. **#3/4 CINCINNATI** (12-0, 8-0 AAC)

Saturday, Dec. 4, 2021 ■ 3 p.m. CT ■ Cincinnati, Ohio ■ Nippert Stadium (37,000) ■ ABC



COUGARS

Head Coach: Dana Holgorsen
Record at UH: 18-14 (3rd Year)
Overall Record: 79-55 (11th Year)
AP/Coaches Rank: 16/16



BEARCATS

Head Coach: Luke Fickell
Record at Cincinnati: 47-14 (5th Year)
Overall Record: 53-21 (6th Year)
AP/Coaches Rank: 3/4

THE OPENING KICKOFF

- Houston has won 11-plus games in a season five times in program history (2021, 2015, 2011, 1979, 1973). Houston's five 10-plus win seasons since 2006 are tied for the second most among FBS programs in Texas, trailing only TCU (8).
- The Cougars have won 10-plus games following a losing season three times, going from 2-8 in 1975 to 10-2 in 1976; 5-7 in 2010 to 13-1 in 2011 and 3-5 in 2020 to 11-1 in 2021. Houston's eight-game turnaround in the win column is the second-best nationally from 2020-21, trailing only Michigan (+9).
- Houston's 11-game win streak is its longest since winning as many from Jan. 2-Nov. 14, 2015 and is one shy of the program record (12 – Sept. 3-Nov. 25, 2011; Nov. 4, 1989-Nov. 3, 1990). The streak is the third longest active nationally (Georgia – W16; Cincinnati – W12).
- The Cougars have won 11 conference championships across four leagues (American Athletic, Conference USA, Southwest and Missouri Valley). Houston's last conference championship came in 2015 when the Cougars defeated Temple, 24-13, in the inaugural American Championship Game.
- Houston posted an 8-0 record in American Athletic Conference play, marking just the second undefeated conference season in program history (2021, 2011). Houston is the only FBS program in Texas to post multiple undefeated conference seasons since 2011.
- The Cougars are riding a six-game road win streak, their longest since winning as many from Sept. 9-Nov. 25, 2011. They won all six road games this season – the fifth time in program history going undefeated on the road in regular season play (2021, 2011, 1988, 1979, 1952).
- Houston checks in at No. 16 in the USA Today Coaches Poll and No. 16 in the AP Top 25. It marks the fifth consecutive week garnering a national ranking in both polls. The No. 16 ranking is Houston's highest in the AP Top 25 since Oct. 16, 2016 (No. 11).
- As a program, Houston is no stranger to success against top-ranked opponents. The Cougars are 2-1 in their last three contests against Top-5 teams highlighted by wins against No. 3/3 Oklahoma and No. 3/5 Louisville during the 2016 season. The Cougars defeated then-No. 19/16 SMU, 44-37, in their lone matchup against a ranked opponent this season.
- Last time out at UConn, the Cougars received a tune-up for the elements. The 39-degree temperature at kickoff was the coldest for a Houston game at kick since Jan. 2, 2015 (Armed Forces Bowl vs. Pittsburgh) while winds gusted out of the north at 20-plus miles per hour.
- Houston and Cincinnati are meeting for the 28th time in the history of the programs. Houston leads the series 15-12. The teams have met six times as members of The American with the Bearcats leading 4-2. The Cougars won 11 of the first 12 matchups in the series (1957-74).
- Houston has not allowed a first quarter point in eight of 12 games, outscoring opponents 130-38 in the opening frame. Houston is 8-1 when leading after the first quarter in 2021 and 12-4 when leading after the opening period under Head Coach **Dana Holgorsen**.
- Houston leads the nation in blocked kicks (6) and blocked punts (4). Last Saturday at UConn, **Logan Hall** provided Houston's first blocked field goal since 2019. The Cougars are second in the country in kickoff return touchdowns (2) and eighth in punt return average (14.64).
- Houston is one of four FBS teams ranked inside the Top 10 nationally for both scoring offense and total defense, joining Alabama, Cincinnati and Georgia. The Cougars are averaging 38.8 points per game (10th) and holding opponents to 288.6 yards per contest (6th).

2021 SCHEDULE

vs. TEXAS TECH	at RICE	GRAMBLING	NAVY	at TULSA	at TULANE	ECU	No. 19/16 SMU	at USF	at TEMPLE	MEMPHIS	at UCONN	vs. Cincinnati
Sept. 4	Sept. 11	Sept. 18	Sept. 25	Oct. 1	Oct. 7	Oct. 23	Oct. 30	Nov. 6	Nov. 13	Nov. 19	Nov. 27	Dec. 4
L, 21-38	W, 44-7	W, 45-0	W, 28-20	W, 45-10	W, 40-22	W, 31-24 (OT)	W, 44-37	W, 54-42	W, 37-8	W, 31-13	W, 45-17	3 p.m.
ESPN	CBS SN	ESPN+	ESPNU	ESPN	ESPN	ESPNU	ESPN2	ESPNU	ESPN+	ESPN2	CBS SN	ABC

ON THIS DATE



#6 HOUSTON 21, MIAMI 16

Date: Dec. 4, 1976

Location: Houston Astrodome | Houston, Texas

Leading Passer: Danny Davis | 8-of-18 | 127 yards

Leading Rusher: Alois Blackwell | 24 carries | 170 yards | 1 TD

Leading Receiver: Don Bass | 3 receptions | 64 yards

Recap: Houston recorded its fifth straight win, defeating Miami, 21-16 in its regular season finale on Dec. 4, 1976 at the Houston Astrodome. The Cougars intercepted three Miami passes and outgained Miami, 289-188 on the ground. The 1976 Cougars finished 10-2, ending the season ranked No. 4 in the AP poll following a 30-21 victory over No. 4 Maryland in the Cotton Bowl.

COACHING LOCATIONS

ON THE FIELD

Dana Holgorsen, Head Coach

Doug Belk, Associate HC/DC/Safeties

Shannon Dawson, Passing Game Coordinator/Quarterbacks

Brandon Jones, Run Game Coordinator/Offensive Line

Marquel Blackwell, Running Backs

Brian Early, Defensive Line

Archie McDaniel, Linebackers

Mark Scott, Special Teams Coordinator

Daikiel Shorts, Jr., Wide Receivers

IN THE BOOTH

Corby Meekins, Inside Receivers/Tight Ends

David Rowe, Cornerbacks

QUICK FACTS

FOOTBALL HISTORY

First Year of Football:	1946 (this is 76th season)
All-Time Record:	459-380-15 (.546)
All-Time Conference Record:	220-177-5 (.553)
All-Time Bowl Record:	11-15-1 (.385)
Conference Championships:	11
American Athletic Championships:	1
Years:	2015
Stadium Name:	TDECU Stadium
Groundbreaking:	Feb. 8, 2013
First Game:	Aug. 29, 2014 vs. UTSA
Largest Win:	70-14 vs. Texas Southern (Sept. 22, 2018)
Capacity:	40,000
Surface:	Synthetic Turf
Record at TDECU Stadium:	35-12 (.744)

UNIVERSITY INFORMATION

Location:	Houston, Texas
Founded:	1927
Nickname:	Cougars
Enrollment:	47,000
Colors:	Scarlet and White
Chancellor:	Dr. Renu Khator
Vice President for Athletics:	Chris Pezman

TEAM NOTES

» Houston has qualified for its 14th bowl game in the last 17 seasons. The Cougars' 13 bowl appearances since 2005 rank second among programs in Texas (Texas A&M - 14). Houston's 89 victories since 2011 rank second among FBS schools in Texas (Texas A&M - 92).

TUNE IN

» Houston quarterback **Clayton Tune** is a semifinalist for the Earl Campbell Tyler Rose Award which honors the top Division I offensive player with ties to the state of Texas.

» Last time out at UConn, Tune tossed his eighth career 300-plus yard passing game and tallied four touchdown passes for the third time in his career and second this season.

» Earlier this season, Tune went 191 passes without throwing an interception before being picked off in the third quarter against Memphis on Nov. 19. The 191 passes marked a career long for Tune. It is tied for the third longest in school history with Kevin Kolb (Sept. 9 to Oct. 21, 2006).

» Over his last seven games, Tune is 151-for-225 with 2,029 passing yards, 19 passing touchdowns and two interceptions.

» Tune ranks 13th nationally in pass efficiency (159.7), 14th in completion % (68.7) and 15th in passing touchdowns (26).

FRESHMAN PHENOM

» Houston running back **Alton McCaskill** is second in program history with 16 rushing touchdowns, trailing only Greg Ward Jr. (21 in 2015). The mark ranks ninth nationally and first among true freshmen.

» McCaskill's 17 total touchdowns (16 rushing, one receiving) are tied for the most by a true freshman in program history (Bryce Beall, 2008).

THIRD WARD DEFENSE

» Termed the "Third Ward Defense," the Cougars' unit ranks third in sacks per game (3.58), fourth in third down conversion % defense (.268), sixth in total defense (288.6), seventh in first downs defense (190), eighth in rushing defense (97.0), 11th in turnovers gained (23), 13th in team passing efficiency defense (114.02), 14th in tackles for loss (7.1), 16th in passing yards allowed (191.6), 18th in interceptions (14), 19th in scoring defense (19.8), 20th in red zone defense (.750), 22nd in defensive touchdowns (2) and 22nd in fumbles recovered (9).

» If the season ended today, Houston's 97.0 rushing yards allowed/game would be the fewest since 1967 (94.3) while its 288.6 yards allowed/game and 191.6 passing yards allowed/game would be the fewest since 1988 (288.0) and 1989 (166.4), respectively.

» Houston has held opponents under 100 rushing yards seven times this season -- all coming in the last 10 games (Grambling, Tulsa, Tulane, ECU, SMU, Temple and UConn). Houston ranks eighth nationally in rushing defense (97.0).

» Last Saturday at UConn, Houston registered 14 tackles for loss and seven sacks. The 14 tackles for loss are the most for the program since at least 2000 and are the eighth-most by an FBS program this season.

TRENDING

» Houston is 24-20-1 all-time during the month of December.

» This season the Cougars have scored 38 non-offensive points including two punt return touchdowns (12 points), two interception returns for a touchdown (12 points), two kickoff return touchdowns (12 points) and a safety (2 points).

» The Cougars have tallied 21-plus points in each of their first 12 games and posted 31-plus points in 10 of their last 11 contests.

NATIONAL RANKINGS

» Houston is one of four schools in the AP Top 20 in both Football (No. 16) and Men's Basketball (No. 15), joining Alabama (No. 2 FB/No. 16 MBB, Baylor (No. 9 FB/No. 4 MBB) and BYU (No. 12 FB/No. 12 MBB).

» 2021 marks the 26th season in which Houston Football was ranked for at least one week.

» Sunday marked the 199th week in which Houston Football was ranked in the Associated Press poll.

» Houston is 116-42-2 when competing as a ranked team.

MEDIA CALENDAR

MONDAY	TUESDAY	FRIDAY	SATURDAY
Head Coach Dana Holgorsen (10:10 a.m.) Zoom	Associate Head Coach Doug Belk available - Zoom (12:15 p.m.) Student-athletes available - Zoom (1 p.m.)	Pre-Game Press Conference In-person Cincinnati, Ohio Location TBD (3:30 p.m. ET)	Postgame Press Conference In-person Cincinnati, Ohio Nippert Stadium

TEAM NOTES

A VICTORY WOULD ...

- » Clinch Houston's 12th conference championship and second American Athletic Conference title (first since 2015).
- » Mark Houston's first conference title game victory on the road. In their lone previous opportunity, Houston fell, 38-32 at East Carolina on Dec. 5, 2009.
- » Be Houston's 12th consecutive win, matching a program record (Sept. 3-Nov. 25, 2011; Nov. 4, 1989-Nov. 3, 1990).
- » Mark the third time Houston has won 12-plus games in a season (2011 – 13; 2015 – 13).
- » Be **Dana Holgorsen's** second conference title as a head coach and first since 2011 when West Virginia was crowned co-Big East champions.

MORE THAN A GAME

- » This season, Houston plays in memory of **Vinny Robins**, a 17-year-old senior from Barbers Hill High School who was connected with the program through Team IMPACT, a national nonprofit that pairs chronically ill children with local college teams.
- » He signed a national letter of intent to become an "honorary Cougar" less than a month before his passing. Houston rolled out the red carpet for Robins' unofficial visit on July 15 and presented him with a red No. 13 jersey his favorite number — with his name on back.
- » On July 22, he signed a national letter of intent during a small ceremony inside TDECU Stadium.
- » Robins, who was diagnosed with colorectal cancer at age 15, passed away on Aug. 10.

SACK AVE.

- » Cougars' Head Coach **Dana Holgorsen** has declared "Sack Ave." his favorite street in Houston.
- » The nickname for Houston's defensive line has not come without reason. The Cougars rank third nationally in team sacks per game (3.58). Last Saturday at UConn, Houston registered seven sacks and 14 tackles for loss.
- » On Oct. 7 at Tulane, Houston notched eight sacks, its highest single-game sack total since posting 11 sacks in a 36-10 win over #3/3 Louisville inside TDECU Stadium on Nov. 17, 2016.
- » Seventeen different players have registered a sack for Houston including 12 different defensive linemen. **D'Anthony Jones** and **Derek Parish** rank tied for fifth in The American with 5.5 sacks.

IMPACT TRANSFERS

- » Cornerback **Marcus Jones**, who is tied for the NCAA career lead with nine return touchdowns and leads the nation in interceptions (5), transferred from Troy in 2019.
- » **Jake Herslow**, who has hauled in 26 passes for 358 yards and three scores, alongside an onside kick recovery and a blocked this season, played three seasons at Old Dominion before heading to Houston.
- » **KeSean Carter**, **Ta'Zawn Henry** and **Alex Hogan** are a trio of key Texas Tech transfers. Carter is third on the team with 26 receptions and fifth with 331 yards. Henry is second on the team with 527 rushing yards and seven rushing touchdowns. Hogan led Houston with eight tackles against No. 19/16 SMU and has six pass breakups and two interceptions (and one touchdown) on the season.
- » In his first season with the program, **Kody Russey** was named a team captain and has started all 12 games at center.
- » **Latrell Bankston**, an Iowa State transfer, has 18 tackles and 4.0 sacks, despite missing time due to injury.
- » **Damarion Williams** (51 tackles - second on team) is in his third season with the team after transferring from Highland Community College. **Deontay Anderson** (49 tackles - third on team) is in his fourth year after transferring from Ole Miss.

KEEPING UP WITH THE JONESES

Marcus Jones has been named a finalist for the Paul Hornung Award, given annually to the most versatile player in major college football.




The senior's nine career return touchdowns (six kickoff, three punt) rank tied for first in NCAA history (full list on page 43). His five return touchdowns at Houston are tied for second in program history.

On the season, Jones has two punt return touchdowns, two kickoff return touchdowns and one receiving touchdown. He leads the nation with five interceptions — all coming in the last five games. Jones ranks fourth nationally with 1.4 pass breakups per game.



Jones leads the nation in punt return touchdowns (2) and is second in kick return touchdowns (2). He ranks fourth in the nation in punt return average (14.4) and fourth in combined kick return yards (778).



Jones recorded a 100-yard kickoff return touchdown, racing into the endzone with 17 seconds remaining to lift Houston to a 44-37 win against No. 19/16 SMU on Oct. 30. It was just the second go-ahead kickoff return touchdown in the last 30 seconds of an FBS game in the last 15 years.

11+ WINS IN A SEASON

Season	Through 12 Games	Final Record	Notes
2011	12-0	13-1, 8-0 C-USA	Set school record for wins in the regular season (12), defeated Penn State in the Ticket City Bowl
2021	11-1	TBD, 8-0 AAC	Posted undefeated conference record for second time in program history (2011)
2015	11-1	13-1, 7-1 AAC	Defeated Florida State in Peach Bowl after capturing American Athletic Conference title
1979	11-1	11-1, 7-1 SWC	Won Southwest Conference, finished the season ranked No. 5, defeated Nebraska in Cotton Bowl
1973	11-1	11-1	Defeated Tulane in the Astro-Bluebonnet Bowl, finished No. 9 in the AP poll

UNDEFEATED CONFERENCE SEASONS

Season	Overall Record	Conference Record	Notes
2021	11-1	8-0 AAC	Riding 11-game win streak, one shy of the program record
2011	13-1	8-0 C-USA	Set school record for wins in the regular season (12), defeated Penn State in the Ticket City Bowl

Sept. 4, 2021 • NRG Stadium • Houston		
	TEXAS TECH	38
	HOUSTON	21

HOUSTON – Texas Tech scored 31 unanswered points, halting Houston's first-half momentum as the Cougars fell 38-21 in the Texas Kickoff on Sept. 4 at NRG Stadium.

Houston junior defensive end D'Anthony Jones recorded a sack and forced fumble in the first half and offensively, the Cougars (0-1) raced out to a pair of 14-point leads.

On its opening series, Houston took the ball 75 yards in 16 plays, capped off by a 1-yard rush from junior quarterback Clayton Tune. Houston's Jake Herslow recovered an onside kick on the ensuing kickoff. Nathaniel Dell helped stretch Houston's advantage to 14-0 on a 23-yard strike from Tune.

With 23 seconds remaining in the opening half, Tune found senior tight end Seth Green in the back of the endzone with 23 seconds remaining in the half.

Three second half turnovers from the Cougars turned into 10 Texas Tech (1-0) points. The Red Raiders scored the final 31 points of the game with the final two scores coming within the last 2-plus minutes of the game.

Dell finished the game with a career-high seven receptions for 80 yards and a score. Tune finished 27-for-38 with two touchdowns and a pair of interceptions. Mulbah Car rushed for 37 yards on 13 carries. Defensively, Donovan Mutin posted a team-high eight tackles and forced one fumble.

Score by Quarters	1	2	3	4	Score	
Texas Tech	0	7	17	14	38	Record: (1-0)
Houston	14	7	0	0	21	Record: (0-1)

Scoring Summary:

- 1st
- 06:37 HOU - #3 C.Tune 1 yd rush (#47 D.Witherspoon kick), 16-75, 08:23 0-7
- 02:13 HOU - #1 N.Dell 23 yd pass from #3 C.Tune (#47 D.Witherspoon kick), 8-54, 04:22 0-14
- 2nd
- 11:47 TTU - #28 T.Brooks 41 yd rush (#46 J.Garibay kick), 1-41, 00:10 7-14
- 00:23 HOU - #17 S.Green 9 yd pass from #3 C.Tune (#47 D.Witherspoon kick), 13-75, 04:52 7-21
- 3rd
- 08:08 TTU - #12 T.Shough 8 yd rush (#46 J.Garibay kick), 6-60, 03:06 14-21
- 07:20 TTU - #6 R.Jeffers 13 yd interception return (#46 J.Garibay kick), 00:43 21-21
- 00:36 TTU - #46 J.Garibay 34 yd FG, 4-6, 01:15 24-21
- 4th
- 02:05 TTU - #14 X.White 3 yd pass from #12 T.Shough (#46 J.Garibay kick), 8-71, 02:52 31-21
- 01:00 TTU - #28 T.Brooks 44 yd rush (#46 J.Garibay kick), 2-48, 00:15 38-21

	TEXAS TECH	UH
FIRST DOWNS	15	15
RUSHES-YARDS (NET)	28-145	35-77
PASSING YDS (NET)	231	174
Passes Att-Comp-Int	24-17-0	38-27-4
TOTAL OFFENSE PLAYS-YARDS	52-376	73-251
Fumble Returns-Yards	0-0	0-0
Punt Returns-Yards	2-16	2-13
Kickoff Returns-Yards	2-28	3-66
Interception Returns-Yards	4-13	0-0
Punts (Number-Avg)	5-46.0	6-49.7
Fumbles-Lost	2-1	1-0
Penalties-Yards	6-47	6-50
Possession Time	23:23	36:37
Third-Down Conversions	4 of 10	6 of 18
Fourth-Down Conversions	0 of 0	5 of 5
Red-Zone Scores-Chances	3-4	2-2
Sacks By: Number-Yards	4-31	3-23

RUSHING: Texas Tech-Brooks,Tahj 15-134; Price,Myles 2-8; White,Xavier 4-4; Geiger,Kaylon 1-1; Shough,Tyler 6-minus 2. Houston-CAR, Mulbah 13-37; TUNE, Clayton 13-28; DELL, Nathaniel 1-5; McCASKILL, Alton 4-5; JONES, Marcus 2-4; HENRY, Ta'Zhawn 2-minus 2.

PASSING: Texas Tech-Shough,Tyler 17-24-0-231. Houston-TUNE, Clayton 27-38-4-174.

RECEIVING: Texas Tech-Ezukanma,Erik 7-179; Koontz,Travis 4-28; Geiger,Kaylon 3-11; Cleveland,Trey 1-6; Rigdon,Dalton 1-4; White,Xavier 1-3. Houston-DELL, Nathaniel 7-80; TRAHAN, Christian 6-42; HENRY, Ta'Zhawn 4-24; JONES, Marcus 3-0; CAR, Mulbah 2-7; CARTER, KeSean 1-9; GREEN, Seth 1-9; ERWIN, Jaylen 1-5; McCASKILL, Alton 1-0; HERSLOW, Jake 1-minus 2.

INTERCEPTIONS: Texas Tech-Jeffers,Riko 1-13; Monroe,Eric 1-0; Frye,Adrian 1-0; Pearson,Reggie 1-0. Houston-None.

FUMBLES: Texas Tech-Townsend,Chadar 1-0; White,Xavier 1-1. Houston-DELL, Nathaniel 1-0.

Sept. 11, 2021 • Rice Stadium • Houston		
	HOUSTON	44
	RICE	7

HOUSTON – The Houston Football team scored in three phases of the game in a 44-7 win against Rice in the Bayou Bucket Classic Presented by H-E-B at Rice Stadium on Sept. 11.

The Cougars (1-1) limited Rice (0-2) to 212 yards on the ground and one touchdown. Houston freshman running back Alton McCaskill scored the first three touchdowns of his collegiate career to help clinch Houston's sixth consecutive victory against the Owls.

McCaskill finished with 40 yards on 14 rushes alongside four catches for 51 yards. He becomes the first Houston freshman to score three touchdowns in a game since Bryce Beall against Tulane on Nov. 8, 2008.

Houston quarterback Clayton Tune finished the game 22-of-30 for 236 yards and two touchdowns. He also posted a game-high 49 rushing yards before exiting in place of backup Ike Ogbogu early in the fourth quarter.

The Cougars limited the Owls to minus-3 yards in the third quarter and added three interceptions on the day including a pick for a 91-yard touchdown by Alex Hogan as regulation expired.

Nathaniel Dell logged a game-high seven catches for 87 yards and Marcus Jones contributed four catches for 51 yards. Houston amassed 393 yards of total offense and went 8-for-13 on third-down conversions.

Score by Quarters	1	2	3	4	Score	
Houston	17	0	14	13	44	Record: (1-1)
Rice	0	7	0	0	7	Record: (0-2)

Scoring Summary:

- 1st
- 10:08 HOU - McCASKILL, A. 35 yd pass from (WITHERSPOON, D. kick), 8-84 3:30, HOU 7 - RICE 0
- 05:37 HOU - WITHERSPOON, D. 38 yd field goal, 7-56 3:18, HOU 10 - RICE 0
- 02:19 HOU - HERSLOW, Jake 11 yd pass from (WITHERSPOON, Dalton kick), 6-48 2:37, HOU 17 - RICE 0
- 2nd
- 00:13 RICE - Myers,Jordan 5 yd pass from (Riccitelli,Coll kick), 11-81 5:01, HOU 17 - RICE 7
- 3rd
- 07:18 HOU - McCASKILL, Alton 1 yd run (WITHERSPOON, Dalton kick), 17-75 7:42, HOU 24 - RICE 7
- 00:01 HOU - McCASKILL, Alton 2 yd run (WITHERSPOON, Dalton kick), 10-85 4:29, HOU 31 - RICE 7
- 4th
- 04:51 HOU - SMITH, Chandler 14 yd run (WITHERSPOON, Dalton kick), 2-20 0:49, HOU 38 - RICE 7
- 00:00 HOU - HOGAN, Alex 91 yd INT: INT., 9-60 4:51, HOU 44 - RICE 7

	UH	RICE
FIRST DOWNS	23	15
RUSHES-YARDS (NET)	35-144	36-126
PASSING YDS (NET)	249	86
Passes Att-Comp-Int	33-23-0	19-9-3
TOTAL OFFENSE PLAYS-YARDS	68-393	55-212
Fumble Returns-Yards	0-0	0-0
Punt Returns-Yards	0-9	0-0
Kickoff Returns-Yards	1-2	2-39
Interception Returns-Yards	3-91	0-0
Punts (Number-Avg)	3-48.7	6-37.7
Fumbles-Lost	2-0	0-0
Penalties-Yards	7-89	5-55
Possession Time	32:01	27:59
Third-Down Conversions	8 of 13	5 of 13
Fourth-Down Conversions	0 of 0	0 of 0
Red-Zone Scores-Chances	4-4	1-3
Sacks By: Number-Yards	4-0	3-0

RUSHING: Houston-TUNE, Clayton 9-49; McCASKILL, Alton 14-40; CAR, Mulbah 6-28; SMITH, Chandler 3-20; OGBOGU, Ike 2-8; Team 1-minus 1. Rice-Griffin,Khalan 19-86; Broussard,Ari 8-37; McCaffrey,Luke 8-3; Suckley,Brendan 1-0.

PASSING: Houston-TUNE, Clayton 22-30-0-236; OGBOGU, Ike 1-3-0-13. Rice-McCaffrey,Luke 9-19-3-86.

RECEIVING: Houston-DELL, Nathaniel 7-87; McCASKILL, Alton 4-51; JONES, Marcus 4-51; TRAHAN, Christian 2-17; SINGLETON, Jeremy 2-14; CARTER, KeSean 2-5; SAWYER, Peyton 1-13; HERSLOW, Jake 1-11. Rice-Myers,Jordan 5-41; Patterson III,C 2-26; Bailey,Jake 1-15; Suckley,Brendan 1-4.

INTERCEPTIONS: Houston-HOGAN, Alex 1-91; GREEN, Art 1-0; HYPOLITE, Hasaan 1-0. Rice-None.

FUMBLES: Houston-TUNE, Clayton 2-0. Rice-None.

Sept. 18, 2021 • TDECU Stadium • Houston		
	GRAMBLING	0
	HOUSTON	45

HOUSTON — Houston powered past Grambling with a 45-0 shutout victory in its home opener led by freshman running back Alton McCaskill's 16 carries for 114 yards and two touchdowns on Sept. 18 at TDECU Stadium.

Junior quarterback Ike Ogbogu stepped into the game in the first quarter after junior starting quarterback Clayton Tune exited on the team's third drive due to injury. Ogbogu completed 14-for-22 passes for 196 yards and two touchdowns.

Houston (2-1) has now won seven straight home openers, improving to 45-30 all-time while winning 12 of its last 14 home non-conference matchups dating to Sept. 6, 2014, against Grambling.

Grambling (1-2) has been shut out in back-to-back road games this season, following its 37-0 defeat at the hands of Southern Miss last week. The shutout was Houston's first since blanking Lamar, 42-0 on Sept. 10, 2016.

The Cougars defense held the Tigers to 102 yards of total offense, picking up three sacks and one forced fumble in the process.

Sophomore wide receiver Nathaniel Dell hauled in both of Ogbogu's touchdown passes, racking up a team-high eight receptions alongside a career-high 134 yards along with the two scores.

Senior cornerback Marcus Jones picked up the momentum early in second quarter after cutting through Grambling's special teams' unit for a 48-yard punt return touchdown to extend Houston's lead to 14-0.

Score by Quarters	1	2	3	4	Score	
Grambling State	0	0	0	0	0	Record: (1-2)
Houston	7	14	21	3	45	Record: (2-1)

Scoring Summary:

1st	00:15	HOU - DELL, N. 16 yd pass from OGBOGU, I. (WITHERSPOON, D. kick), 6-47 2:06, GSU 0 - HOU 7
2nd	10:40	HOU - JONES, Marcus 48 yd punt return (WITHERSPOON, Dalton kick), , GSU 0 - HOU 14
	05:23	HOU - McCASKILL, Alton 17 yd run (WITHERSPOON, Dalton kick), 8-80 3:03, GSU 0 - HOU 21
3rd	11:54	HOU - McCASKILL, Alton 34 yd run (WITHERSPOON, Dalton kick), 4-48 0:59, GSU 0 - HOU 28
	07:01	HOU - DELL, N. 10 yd pass from OGBOGU, I. (WITHERSPOON, D. kick), 7-56 3:32, GSU 0 - HOU 35
	02:03	HOU - HENRY, Ta'Zawnn 1 yd run (WITHERSPOON, Dalton kick), 6-58 3:06, GSU 0 - HOU 42
4th	06:10	HOU - WITHERSPOON, Dalton 22 yd field goal, 15-62 8:38, GSU 0 - HOU 45

	GRAMBLING	UH
FIRST DOWNS	3	25
RUSHES-YARDS (NET)	34-53	45-164
PASSING YDS (NET)	49	258
Passes Att-Comp-Int	12-5-0	29-18-1
TOTAL OFFENSE PLAYS-YARDS	46-102	74-422
Fumble Returns-Yards	0-0	0-0
Punt Returns-Yards	0-0	4-60
Kickoff Returns-Yards	2-32	1-28
Interception Returns-Yards	1-1	0-0
Punts (Number-Avg)	12-35.2	4-43.5
Fumbles-Lost	1-1	1-0
Penalties-Yards	6-45	5-35
Possession Time	25:02	34:58
Third-Down Conversions	0 of 14	7 of 16
Fourth-Down Conversions	0 of 0	1 of 1
Red-Zone Scores-Chances	0-0	5-5
Sacks By: Number-Yards	4-34	3-21

RUSHING: Grambling State-Russell,CJ 10-18; Brutton,Darquez 9-18; Clark,Aldon 9-12; Fusilier,Tyce 3-6; Pierce,John-Pau 2-0; White,Greg 1-minus 1. Houston-McCASKILL, Alton 16-114; HENRY, Ta'Zawnn 9-42; SMITH, Chandler 11-27; Starks,Jamel 1-6; EDWARDS, Holman 1-minus 2; TUNE, Clayton 2-minus 8; OGBOGU, Ike 5-minus 15.

PASSING: Grambling State-Clark,Aldon 5-12-0-49. Houston-OGBOGU, Ike 14-22-0-196; TUNE, Clayton 4-7-1-62.

RECEIVING: Grambling State-White,Greg 1-37; Warming,Casey 1-6; Brutton,Darquez 1-5; Ross,Kobe 1-2; Johnson,Donald 1-minus 1. Houston-DELL, Nathaniel 8-134; HERSLOW, Jake 4-57; TRAHAN, Christian 2-14; SINGLETON, Jeremy 1-23; SAWYER, Peyton 1-16; CARTER, KeSean 1-10; HENRY, Ta'Zawnn 1-4.

INTERCEPTIONS: Grambling State-Mitchell,Quincy 1-1. Houston-None.

FUMBLES: Grambling State-Clark,Aldon 1-1. Houston-EDWARDS, Holman 1-0.

Sept. 25, 2021 • TDECU Stadium • Houston		
	NAVY	20
	HOUSTON	28

HOUSTON — University of Houston senior cornerback Marcus Jones led the Cougars with a 73-yard punt return for a touchdown and a 47-yard receiving score as Houston rallied to take a 28-20 win over American Athletic Conference rival Navy inside TDECU Stadium on Sept. 25.

With the Cougars trailing 7-0 late in the first quarter, Jones hauled in a punt from Navy's Riley Riethman and made his way through numerous Midshipmen defenders ona 73-yard punt return. It was his second straight game with a punt return touchdown after a 48-yard score against Grambling State on Sept. 18.

As Houston continued its comeback, Jones hauled in a 47-yard touchdown strike from junior quarterback Clayton Tune early in the fourth quarter to give the Cougars a 21-17 advantage and the lead for good.

Jones became the fifth player in school history to score multiple punt return touchdowns in a season and the seventh player in school history with multiple punt return scores during his career.

He also moved into a tie for the national lead in that category, joining Boise State wide receiver Stefan Cobbs.

With the win, Houston recorded its third straight victory and improved to 3-1 and 1-0 in American Athletic Conference play. Navy fell to 0-3 overall and 0-1 in league play.

Score by Quarters	1	2	3	4	Score	
Navy	7	10	0	3	20	Record: (0-3,0-1)
Houston	7	0	7	14	28	Record: (3-1,1-0)

Scoring Summary:

1st	13:57	NAVY - Arline,Xavier 40 yd run (Nichols,Bijan kick), 3-76 0:58, NAVY 7 - HOU 0
	01:35	HOU - JONES, Marcus 73 yd punt return (WITHERSPOON, Dalton kick), , NAVY 7 - HOU 7
2nd	07:53	NAVY - Nichols,Bijan 30 yd field goal, 15-62 8:42, NAVY 10 - HOU 7
	00:52	NAVY - Ruoss,Isaac 1 yd run (Nichols,Bijan kick), 11-89 5:28, NAVY 17 - HOU 7
3rd	03:16	HOU - HENRY, Ta'Zawnn 2 yd run (RAMSEY, Kyle kick), 7-43 4:23, NAVY 17 - HOU 14
4th	14:53	HOU - JONES, Marcus 47 yd pass from TUNE, Clayton (RAMSEY, K. kick), 7-81 1:55, NAVY 17 - HOU 21
	12:08	HOU - HENRY, Ta'Zawnn 1 yd run (RAMSEY, Kyle kick), 5-26 2:39, NAVY 17 - HOU 28
	06:12	NAVY - Nichols,Bijan 36 yd field goal, 13-56 5:56, NAVY 20 - HOU 28

	NAVY	UH
FIRST DOWNS	16	20
RUSHES-YARDS (NET)	55-202	31-127
PASSING YDS (NET)	98	257
Passes Att-Comp-Int	8-4-0	31-22-0
TOTAL OFFENSE PLAYS-YARDS	63-300	62-384
Fumble Returns-Yards	0-0	0-0
Punt Returns-Yards	0-0	3-82
Kickoff Returns-Yards	1-19	3-50
Interception Returns-Yards	0-0	0-0
Punts (Number-Avg)	4-46.5	3-46.0
Fumbles-Lost	3-1	0-0
Penalties-Yards	3-22	3-30
Possession Time	33:21	25:53
Third-Down Conversions	3 of 15	5 of 11
Fourth-Down Conversions	5 of 5	1 of 2
Red-Zone Scores-Chances	3-3	2-4
Sacks By: Number-Yards	2-8	2-14

RUSHING: Navy-Arline,Xavier 19-64; Ruoss,Isaac 14-55; Harris II,James 11-47; Acie,Carlinos 3-20; Puailoa-Rojas,K 2-11; Warren,Chance 1-8; TEAM 4-8; Maynor,Maasai 1-minus 11. Houston-McCASKILL, Alton 17-74; HENRY, Ta'Zawnn 11-54; TUNE, Clayton 3-minus 1.

PASSING: Navy-Arline,Xavier 3-6-0-83; Maynor,Maasai 1-2-0-15. Houston-TUNE, Clayton 22-30-0-257; Team 0-1-0-0.

RECEIVING: Navy-Cooper,Mychal 3-83; WALKER,Mark 1-15. Houston-TRAHAN, Christian 4-65; JONES, Marcus 3-58; DELL, Nathaniel 3-41; McCASKILL, Alton 3-19; CARTER, KeSean 2-22; HENRY, Ta'Zawnn 2-minus 1; SINGLETON, Jeremy 1-17; HERSLOW, Jake 1-14; CAR, Mulbah 1-12; ERWIN, Jaylen 1-6; GREEN, Seth 1-4.

INTERCEPTIONS: Navy-None. Houston-None.

FUMBLES: Navy-TEAM 2-1; Arline,Xavier 1-0. Houston-None.

Oct. 1, 2021 • H.A. Chapman Stadium • Tulsa, Okla.		
	HOUSTON	45
	TULSA	10

TULSA, Okla. — University of Houston freshman running back Alton McCaskill rushed for three touchdowns to lead the Cougars to a 45-10 win over American Athletic Conference rival Tulsa at H.A. Chapman Stadium on Friday night.

McCaskill, who finished with 77 rushing yards on 17 carries, posted a pair of 1-yard scoring runs and added a 27-yard strike to lift the Cougars to their fourth straight wins. It was the third time in the last four games that McCaskill posted multiple rushing touchdowns.

The Conroe, Texas, native tied the program's single-game freshman record for rushing touchdowns, last set by Bryce Beall at SMU on Oct. 18, 2008. McCaskill also moved into a tie for the league lead with seven rushing touchdowns in 2021.

The Cougars jumped out to a 28-0 lead through the first 25 minutes and never looked back in winning its third straight game against Tulsa and for the sixth time in the last seven outings.

Score by Quarters	1	2	3	4	Score	
Houston	14	14	7	10	45	Record: (4-1, 2-0)
Tulsa	0	3	0	7	10	Record: (1-4, 0-1)

Scoring Summary:

1st	04:23 HOU - McCASKILL, A. 1 yd run (WITHERSPOON, D. kick), 8-81 4:29, HOU 7 - TLS 0 01:14 HOU - SINGLETON, J. 47 yd pass from TUNE, C. (WITHERSPOON, D. kick), 4-85 1:21, HOU 14 - TLS 0
2nd	13:01 HOU - McCASKILL, A. 27 yd run (WITHERSPOON, D. kick), 3-56 1:10, HOU 21 - TLS 0 09:33 HOU - McCASKILL, A. 1 yd run (WITHERSPOON, D. kick), 5-32 2:01, HOU 28 - TLS 0 01:22 TLS - Long, Z. 33 yd field goal, 11-65 2:58, HOU 28 - TLS 3
3rd	14:06 HOU - OWENS, G. 45 yd interception return (WITHERSPOON, D. kick), , HOU 35 - TLS 3
4th	14:55 HOU - GREEN, S. 8 yd pass from TUNE, C. (WITHERSPOON, D. kick), 9-57 4:32, HOU 42 - TLS 3 09:26 TLS - Naylor II, E. 41 yd pass from Brin, D. (Long, Z. kick), 6-72 1:46, HOU 42 - TLS 10 04:19 HOU - WITHERSPOON, D. 48 yd field goal, 9-44 5:07, HOU 45 - TLS 10

	UH	TULSA
FIRST DOWNS	22	14
RUSHES-YARDS (NET)	33-144	28-31
PASSING YDS (NET)	261	258
Passes Att-Comp-Int	29-19-1	39-20-3
TOTAL OFFENSE PLAYS-YARDS	62-405	67-289
Fumble Returns-Yards	0-0	0-0
Punt Returns-Yards	4-75	1-4
Kickoff Returns-Yards	2-25	1-9
Interception Returns-Yards	3-45	1-0
Punts (Number-Avg)	4-43.8	6-41.5
Fumbles-Lost	0-0	4-0
Penalties-Yards	11-90	11-120
Possession Time	32:26	27:34
Third-Down Conversions	3 of 11	5 of 16
Fourth-Down Conversions	1 of 1	0 of 2
Red-Zone Scores-Chances	3-4	1-1
Sacks By: Number-Yards	4-26	0-0


RUSHING: Houston-McCASKILL, Alton 17-77; HENRY, Ta’Zhawn 2-28; SMITH, Chandler 5-22; CAR, Mulbah 6-17; TUNE, Clayton 2-0; OGBOGU, Ike 1-0.
Tulsa-Watkins,Anthony 8-39; Anderson,Steven 4-34; Brooks,Shamari 8-minus 2; Brin,Davis 8-minus 40.

PASSING: Houston-TUNE, Clayton 17-24-1-241; OGBOGU, Ike 2-5-0-20.
Tulsa-Brin,Davis 20-39-3-258.

RECEIVING: Houston-DELL, Nathaniel 6-82; McCASKILL, Alton 3-8; ERWIN, Jaylen 2-28; CARTER, KeSean 2-19; HERSLOW, Jake 2-19; SINGLETON, Jeremy 1-47; TRAHAN, Christian 1-40; HENRY, Ta’Zhawn 1-10; GREEN, Seth 1-8. Tulsa-Crawford Jr.,Sa 5-101; Stokes,Keylon 5-33; Naylor II,Ezra 3-60; Johnson,Josh 3-24; Jones,Malachai 1-16; Santana,JuanCar 1-12; Brooks,Shamari 1-7; Watkins,Anthony 1-5.

INTERCEPTIONS: Houston-OWENS, Gervarrius 1-45; WILLIAMS, Damarion 1-0; HOGAN, Alex 1-0. Tulsa-Oliver,Jaise 1-0.

FUMBLES: Houston-None. Tulsa-TEAM 2-0; Brin,Davis 2-0.

Oct. 7, 2021 • Yulman Stadium • New Orleans		
	HOUSTON	40
	TULANE	22

NEW ORLEANS — Clayton Tune passed for 288 yards and three touchdowns, including a go-ahead score late in the third quarter to Jeremy Singleton as Houston rallied past Tulane 40-22 on Thursday night.

Tune threw a pair of first-quarter touchdown passes of 11 yards to Christian Trahan and 17 to Singleton to spot the Cougars (5-1, 3-0 American Athletic Conference) to a 14-0 lead.

Houston added two more scoring drives in the fourth quarter, including an eight-yard touchdown run by Ta’Zhawn Henry to make it 33-22 and ice the game. Eight receivers made 23 catches for 288 yards with Kesean Carter gaining 69 and Singleton 62.

Score by Quarters	1	2	3	4	Score	
Houston	14	3	9	14	40	Record: (5-1,3-0)
Tulane	0	15	7	0	22	Record: (1-5,0-2)

Scoring Summary:

1st	08:04 HOU - TRAHAN, C. 11 yd pass from TUNE, C. (WITHERSPOON, D. kick), 11-76 5:14, HOU 7 - TLN 0 00:22 HOU - SINGLETON, J. 17 yd pass from TUNE, C. (WITHERSPOON, D. kick), 7-64 2:58, HOU 14 - TLN 0
2nd	10:45 TLN - James, T. 13 yd pass from Pratt, M. (Pratt, M. pass from Daniels, C.), 5-73 1:53, HOU 14 - TLN 8 03:33 HOU - WITHERSPOON, D. 46 yd field goal, 7-20 2:26, HOU 17 - TLN 8 02:11 TLN - Spears, Tyjae 39 yd run (Glover, M. kick), 6-75 1:22, HOU 17 - TLN 15
3rd	13:18 TLN - Wallace, W. 29 yd pass from Pratt, Michael (Glover, M. kick), 1-29 0:08, HOU 17 - TLN 22 08:16 HOU - WITHERSPOON, D. 24 yd field goal, 5-28 1:17, HOU 20 - TLN 22 01:20 HOU - SINGLETON, J. 29 yd pass from TUNE, C. (TUNE, C. pass failed), 11-80 4:40, HOU 26 - TLN 22
4th	09:28 HOU - HENRY, T. 8 yd run (WITHERSPOON, D. kick), 6-39 3:20, HOU 33 - TLN 22 01:03 HOU - McCASKILL, A. 35 yd run (WITHERSPOON, D. kick), 6-53 1:59, HOU 40 - TLN 22

	UH	TULANE
FIRST DOWNS	18	17
RUSHES-YARDS (NET)	36-147	38-94
PASSING YDS (NET)	288	214
Passes Att-Comp-Int	36-23-0	31-20-0
TOTAL OFFENSE PLAYS-YARDS	72-435	69-308
Fumble Returns-Yards	0-0	0-0
Punt Returns-Yards	1-14	3-32
Kickoff Returns-Yards	1-20	3-40
Interception Returns-Yards	0-0	0-0
Punts (Number-Avg)	5-44.0	5-46.6
Fumbles-Lost	0-0	3-1
Penalties-Yards	8-69	6-51
Possession Time	31:34	28:26
Third-Down Conversions	8 of 17	4 of 14
Fourth-Down Conversions	1 of 2	2 of 5
Red-Zone Scores-Chances	4-4	1-1
Sacks By: Number-Yards	8-60	2-16

RUSHING: Houston-McCASKILL, Alton 18-93; CAR, Mulbah 9-41; HENRY, Ta’Zhawn 6-23; CARTER, KeSean 1-6; TUNE, Clayton 2-minus 16. Tulane-Carroll, Camero 13-68; Spears, Tyjae 5-65; Jackson, Jha’Qu 1-7; Toles, Jaetavia 1-2; Booker, Ygenio 2-0; Pratt, Michael 16-minus 48.

PASSING: Houston-TUNE, Clayton 23-36-0-288. Tulane-Pratt, Michael 20-30-0-214; Wyatt, Shae 0-1-0-0.

RECEIVING: Houston-CARTER, KeSean 6-69; DELL, Nathaniel 4-53; ERWIN, Jaylen 4-48; SINGLETON, Jeremy 3-62; HENRY, Ta’Zhawn 2-31; TRAHAN, Christian 2-15; HERSLOW, Jake 1-9; McCASKILL, Alton 1-1. Tulane-Wyatt, Shae 5-37; Carroll, Camero 4-39; James, Tyrick 3-54; Booker, Ygenio 3-16; Wallace, W. 2-54; Jackson, Jha’Qu 1-11; Watts, Phat 1-4; Spears, Tyjae 1-minus 1.

INTERCEPTIONS: Houston-None. Tulane-None.

FUMBLES: Houston-None. Tulane-Pratt, Michael 2-1; Spears, Tyjae 1-0.

Oct. 23, 2021 • TDECU Stadium • Houston, Texas		
	ECU	24
	HOUSTON	31

HOUSTON – University of Houston freshman running back Alton McCaskill raced into the end zone from 25 yards out on the first play of overtime, and Cougar defense forced an East Carolina turnover on the ensuing possession to lift the Cougars to a 31-24 win inside TDECU Stadium on Saturday night.

The game was delayed for more than five hours due to severe weather which moved through Houston in mid-afternoon. It finally ended when JoVanni Stewart recovered Ryan Jones' fumble which was initiated on a tackle by Donovan Mutin after Jones took a short pass from Holton Ahlers.

Down 24-10, Ahlers ran it in from the one-yard with 6:59 left in regulation before the Cougars (6-1, 4-0 American Athletic Conference) turned it over on their first play from scrimmage on the following drive.

Inheriting a short field, Ahlers threw a 13-yard scoring pass to Audie Omotosho with 5:43 left to force overtime. Ahlers threw for 278 yards and two touchdowns for ECU (3-4, 1-2).

Clayton Tune threw for 169 yards and two touchdowns for Houston.

Score by Quarters	1	2	3	4	OT	Score	
East Carolina	10	0	0	14	0	24	Record: (3-4,1-2)
Houston	17	7	0	0	7	31	Record: (6-1,4-0)

Scoring Summary:

1st	11:39 ECU - Daffer,Owen 33 yd field goal, 9-60 3:21, ECU 3 - HOU 0
	06:56 HOU - WITHERSPOON, Dalton 21 yd field goal, 11-70 4:37, ECU 3 - HOU 3
	05:46 ECU - Hatfield,Jsi 40 yd pass from Ahlers,Holton (Daffer,Owen kick), 3-78 1:05, ECU 10 - HOU 3
	05:34 HOU - JONES, Marcus 98 yd kickoff return (WITHERSPOON, Dalton kick), , ECU 10 - HOU 10
	01:38 HOU - TRAHAN, C. 2 yd pass from TUNE, C. (WITHERSPOON, D. kick), 5-32 2:47, ECU 10 - HOU 17
2nd	03:12 HOU - DELL, N. 14 yd pass from TUNE, C. (WITHERSPOON, D. kick), 2-13 0:22, ECU 10 - HOU 24
4th	06:59 ECU - Ahlers,Holton 1 yd run (Daffer,Owen kick), 6-71 2:40, ECU 17 - HOU 24
	05:43 ECU - Omotosho,Audie 13 yd pass from Ahlers,H. (Daffer,Owen kick), 2-16 1:01, ECU 24 - HOU 24
OT	15:00 HOU - McCASKILL, Alton 25 yd run (WITHERSPOON, Dalton kick), 1-25 0:00, ECU 24 - HOU 31

	ECU	UH
FIRST DOWNS	17	16
RUSHES-YARDS (NET)	35-82	36-87
PASSING YDS (NET)	283	169
Passes Att-Comp-Int	37-23-0	29-19-0
TOTAL OFFENSE PLAYS-YARDS	72-365	65-256
Fumble Returns-Yards	0-0	1-23
Punt Returns-Yards	0-0	3-11
Kickoff Returns-Yards	1-22	5-159
Interception Returns-Yards	0-0	0-0
Punts (Number-Avg)	6-44.2	7-42.7
Fumbles-Lost	6-3	1-1
Penalties-Yards	7-60	9-75
Possession Time	29:13	30:47
Third-Down Conversions	1 of 12	3 of 13
Fourth-Down Conversions	0 of 3	0 of 0
Red-Zone Scores-Chances	3-3	3-3
Sacks By: Number-Yards	5-51	4-18


RUSHING: East Carolina-Mitchell,Keaton 11-38; Harris,Rahjai 11-33; Ahlers,Holton 11-5; Stephens,Chad 1-4; Snead,Tyler 1-2. Houston-McCASKILL, Alton 12-60; HENRY, Ta'Zawnn 12-36; CAR, Mulbah 4-29; TUNE, Clayton 8-minus 38.

PASSING: East Carolina-Ahlers,Holton 23-37-0-283. Houston-TUNE, Clayton 19-29-0-169.

RECEIVING: East Carolina-Snead,Tyler 7-119; Omotosho,Audie 4-34; Jones,Ryan 4-26; Johnson,C.J. 3-46; Hatfield,Jsi 2-45; Calhoun,Shane 2-12; Harris,Rahjai 1-1. Houston-TRAHAN, Christian 6-68; DELL, Nathaniel 4-33; CARTER, KeSean 2-28; HERSLOW, Jake 2-19; McCASKILL, Alton 2-minus 3; GREEN, Seth 1-22; HENRY, Ta'Zawnn 1-2; SINGLETON, Jeremy 1-0.

INTERCEPTIONS: East Carolina-None. Houston-None.

FUMBLES: East Carolina-Ahlers,Holton 3-1; Jones,Ryan 1-1; TEAM 1-0; Snead,Tyler 1-1. Houston-TRAHAN, Christian 1-1.

Oct. 30, 2021 • TDECU Stadium • Houston, Texas		
	19/16 SMU	37
	HOUSTON	44

HOUSTON – The Houston Cougars upset No. 19/16 SMU 44-37 after a 100-yard kickoff return by senior cornerback Marcus Jones inside the last minute of the game on Saturday night at TDECU Stadium.

A career day for junior quarterback Clayton Tune led the way for the Cougars as he completed 27 passes for 412 yards and four touchdown passes in a tightly-contested conference matchup. The upset improved the Cougars to 7-1 overall and 5-0 in the AAC.

Tune broke multiple records as he moved past David Piland to eighth all-time in completions for the Cougars and surpassed 6,000 career passing yards. Tune now sits sixth all-time in school history with 50 touchdown passes for the Cougars, tied with D'Eriq King. Tune's 412 passing yards is a new career-high, while four passing touchdowns on the night ties his career-high for one game. Tune also became the first Houston quarterback to throw 400+ yards twice vs SMU.

Dell became the first wide receiver to record three receiving touchdowns in one game for the Cougars since Bryson Smith against Temple Nov. 10, 2018.

Score by Quarters	1	2	3	4	Score	
SMU	7	13	14	3	37	Record: (7-1,3-1)
Houston	17	6	7	14	44	Record: (7-1,5-0)

Scoring Summary:

1st	11:20 HOU - DELL, N. 7 yd pass from TUNE, Clayton (WITHERSPOON, Dalton kick), 9-78 3:35, SMU 0 - HOU 7
	09:26 HOU - DELL, Nathaniel 48 yd pass from TUNE, C. (WITHERSPOON, D. kick), 2-56 0:33, SMU 0 - HOU 14
	02:20 HOU - WITHERSPOON, Dalton 50 yd field goal, 9-55 4:32, SMU 0 - HOU 17
	00:00 SMU - Kerley,Jordan 43 yd pass from Mordecai,Tanner (Mazza,B. kick), 7-75 2:20, SMU 7 - HOU 17
2nd	11:41 HOU - WITHERSPOON, Dalton 23 yd field goal, 7-69 0:00, SMU 7 - HOU 20
	07:28 SMU - Siggers,Tre 50 yd pass from Mordecai,Tanner (Mazza,Blake kick), 1-50 0:09, SMU 14 - HOU 20
	02:45 SMU - Rice,Rashee 6 yd pass from Mordecai, T. (Mazza,B. kick blockd), 7-35 3:07, SMU 20 - HOU 20
	00:00 HOU - WITHERSPOON, Dalton 30 yd field goal, 12-62 2:45, SMU 20 - HOU 23
3rd	14:45 SMU - Massey,Bryan 100 yd kickoff return (Mazza,Blake kick), , SMU 27 - HOU 23
	09:22 HOU - DELL, N. 17 yd pass from TUNE, C. (WITHERSPOON, D. kick), 11-72 5:17, SMU 27 - HOU 30
	05:46 SMU - Siggers,Tre 2 yd run (Mazza,Blake kick), 8-75 3:36, SMU 34 - HOU 30
4th	13:36 HOU - CARTER, K. 4 yd pass from TUNE, C. (WITHERSPOON, D. kick), 14-75 7:10, SMU 34 - HOU 37
	00:30 SMU - Mazza,Blake 45 yd field goal, 10-58 1:34, SMU 37 - HOU 37
	00:17 HOU - JONES, Marcus 100 yd kickoff return (WITHERSPOON, Dalton kick), , SMU 37 - HOU 44

	SMU	UH
FIRST DOWNS	18	23
RUSHES-YARDS (NET)	24-50	38-77
PASSING YDS (NET)	305	412
Passes Att-Comp-Int	37-24-1	38-27-0
TOTAL OFFENSE PLAYS-YARDS	61-355	76-489
Fumble Returns-Yards	0-0	0-0
Punt Returns-Yards	0-0	2-32
Kickoff Returns-Yards	3-160	3-145
Interception Returns-Yards	0-0	1-0
Punts (Number-Avg)	4-36.8	2-44.5
Fumbles-Lost	0-0	2-1
Penalties-Yards	3-22	4-60
Possession Time	24:37	35:23
Third-Down Conversions	5 of 14	9 of 16
Fourth-Down Conversions	3 of 3	1 of 2
Red-Zone Scores-Chances	2-2	5-5
Sacks By: Number-Yards	2-11	3-14

RUSHING: SMU-Siggers,Tre 13-44; Bentley IV,Ulys 4-15; Lavine,Tyler 1-0; Mordecai,Tanner 6-minus 9. Houston-HENRY, Ta'Zawnn 21-49; McCASKILL, Alton 3-15; TUNE, Clayton 10-9; CAR, Mulbah 4-4.

PASSING: SMU-Mordecai,Tanner 24-37-1-305. Houston-TUNE, Clayton 27-37-0-412; Team 0-1-0-0.

RECEIVING: SMU-Rice,Rashee 6-51; Gray,Danny 5-73; Roberson, Jr.,R 5-58; Siggers,Tre 3-49; Calcaterra,Gran 3-27; Kerley,Jordan 1-43; Bentley IV,Ulys 1-4. Houston-DELL, Nathaniel 9-165; SINGLETON, Jeremy 5-93; CARTER, KeSean 4-46; TRAHAN, Christian 4-40; HERSLOW, Jake 3-63; ERWIN, Jaylen 1-6; HENRY, Ta'Zawnn 1-minus 1.

INTERCEPTIONS: SMU-None. Houston-JONES, Marcus 1-0.

FUMBLES: SMU-None. Houston-CARTER, KeSean 1-1; CAR, Mulbah 1-0.

Nov. 6, 2021 • Raymond James Stadium • Tampa, Fla.		
	HOUSTON	54
	USF	42

TAMPA, Fla. — Clayton Tune was 21 of 26 for 385 yards and three touchdowns, Ta’Zawn Henry had a 97-yard TD run and No. 20 Houston held off an upset bid by South Florida in a 54-42 victory on Nov. 6.

Henry had 130 yards on 10 carries, and Alton McCaskill picked up 125 yards on 22 attempts. Nathaniel Dell made eight catches for 164 yards and a score.

McCaskill got his third rushing TD from 8 yards out to make it 54-42 with 2:27 to play. The Cougars (8-1, 6-0 American Athletic Conference) have won eight in a row for the first time since 2016.

Brian Battie had two 100-yard kickoff returns for touchdowns and a 29-yard TD run to help South Florida (2-7, 1-4) take a 28-26 halftime lead. Battie, who has three 100-yard kickoff returns this year, brought back the game-opening kick for a score and went the distance again with 2:16 left in the second quarter.

The Bulls gained 232 first-half yards against Houston’s fourth-ranked defense that had allowed 286.9 yards and 19 points per game coming in. South Florida finished with 399 total yards, but Houston piled up 646.

Score by Quarters	1	2	3	4	Score	
Houston	9	17	21	7	54	Record: (8-1,6-0)
South Florida	14	14	7	7	42	Record: (2-7,1-4)

Scoring Summary:

1st	14:47 USF - Battie,Brian 100 yd kickoff return (Shrader,Spencer kick), , HOU 0 - USF 7 08:35 HOU - HERSLOW, J. 18 yd pass from TUNE, C. (WITHERSPOON, D. kick), 7-56 2:51, HOU 7 - USF 7 06:44 USF - Battie,Brian 29 yd run (Shrader,Spencer kick), 5-75 1:51, HOU 7 - USF 14 03:34 HOU - Team safety, , HOU 9 - USF 14	
2nd	14:52 HOU - WITHERSPOON, Dalton 19 yd field goal, 8-56 3:37, HOU 12 - USF 14 10:19 USF - Brinkman, M. 33 yd pass from McClain,T. (Shrader,Spencer kick), 10-75 4:33, HOU 12 - USF 21 08:19 HOU - McCASKILL, Alton 6 yd run (WITHERSPOON, Dalton kick), 5-54 1:51, HOU 19 - USF 21 02:30 HOU - DELL, N. 55 yd pass from TUNE, Clayton (WITHERSPOON, D. kick), 3-87 0:40, HOU 26 - USF 21 02:16 USF - Battie,Brian 100 yd kickoff return (Shrader,Spencer kick), , HOU 26 - USF 28	
3rd	12:50 HOU - McCASKILL, Alton 2 yd run (WITHERSPOON, Dalton kick), 5-67 2:06, HOU 33 - USF 28 10:04 HOU - HENRY, Ta’Zawn 97 yd run (WITHERSPOON, Dalton kick), 1-97 0:14, HOU 40 - USF 28 06:58 USF - Carter,Chris 14 yd pass from McClain,T. (Shrader,Spencer kick), 11-65 3:05, HOU 40 - USF 35 04:44 HOU - SINGLETON, J. 27 yd pass from TUNE, C. (WITHERSPOON, D. kick), 5-75 2:14, HOU 47 - USF 35	
4th	03:59 USF - McClain,Timmy 11 yd run (Shrader,Spencer kick), 9-60 2:34, HOU 47 - USF 42 02:27 HOU - McCASKILL, Alton 16 yd run (WITHERSPOON, Dalton kick), 3-44 1:31, HOU 54 - USF 42	

	UH	USF
FIRST DOWNS	31	23
RUSHES-YARDS (NET)	39-261	27-110
PASSING YDS (NET)	385	289
Passes Att-Comp-Int	26-21-0	46-22-2
TOTAL OFFENSE PLAYS-YARDS	65-646	73-399
Fumble Returns-Yards	0-0	0-0
Punt Returns-Yards	0-0	0-0
Kickoff Returns-Yards	6-106	5-218
Interception Returns-Yards	2-0	0-0
Punts (Number-Avg)	6-42.2	5-44.2
Fumbles-Lost	0-0	0-0
Penalties-Yards	7-78	6-36
Possession Time	33:07	26:53
Third-Down Conversions	3 of 10	8 of 16
Fourth-Down Conversions	0 of 0	0 of 1
Red-Zone Scores-Chances	5-5	2-3
Sacks By: Number-Yards	0-0	2-9


RUSHING: Houston-HENRY, Ta’Zawn 10-130; McCASKILL, Alton 22-125; ROBINSON, Malik 1-8; TUNE, Clayton 4-0; Team 2-minus 2. South Florida-McClain,Timmy 11-46; Battie,Brian 3-27; Mangham,Jaren 8-24; Horn Jr.,Jimmy 1-9; Dollison,Omario 1-2; Joiner Jr.,Kell 3-2.

PASSING: Houston-TUNE, Clayton 21-26-0-385. South Florida-McClain,Timmy 22-46-2-289.

RECEIVING: Houston-DELL, Nathaniel 8-164; CARTER, KeSean 6-123; HERSLOW, Jake 3-34; SINGLETON, Jeremy 2-34; GREEN, Seth 1-17; TRAHAN, Christian 1-13. South Florida-Weaver,Xavier 6-105; Joiner Jr.,Kell 4-44; Dollison,Omario 3-32; Horn Jr.,Jimmy 2-34; Carter,Chris 2-19; Mangham,Jaren 2-5; Brinkman,Mitche 1-33; Miller,Bryce 1-16; Battie,Brian 1-1.

INTERCEPTIONS: Houston-SPREWELL, Gleson 1-0; JONES, Marcus 1-0. South Florida-None.

FUMBLES: Houston-None. South Florida-None.

Nov. 13, 2021 • Lincoln Financial Field • Philadelphia		
	HOUSTON	37
	TEMPLE	8

PHILADELPHIA — Alton McCaskill rushed for 129 yards and two touchdowns as No. 17 Houston methodically dispatched Temple 37-8 on Nov. 13 to clinch a berth in the American Athletic Conference championship game.

The Cougars (9-1, 7-0 American Athletic) have won nine straight games since an opening loss to Texas Tech to secure their first appearance in the conference championship game since winning the American Athletic in 2015. They will likely face No. 2 Cincinnati, which has to win one of its remaining two games — at home against SMU next Saturday and at East Carolina on Nov. 26, to join them in the Dec. 4 championship game.

Temple (3-7, 1-5) has lost five straight games, outscored 217-35 in that stretch.

The Houston defense, which had been blistered for 79 points in back-to-back wins over SMU and USF, got interceptions from cornerback Marcus Jones, safety Gervarius Owens, and Gleson Sprewell while holding the Temple offense to just 10 first downs and 48 total plays in the game.

Score by Quarters	1	2	3	4	Score	
Houston	7	3	14	13	37	Record: (9-1,7-0)
Temple	0	0	0	8	8	Record: (3-7,1-5)

Scoring Summary:

1st	08:47 HOU - McCASKILL, Alton 3 yd run (WITHERSPOON, Dalton kick), 7-47 3:30, HOU 7 - TEM 0	
2nd	07:46 HOU - WITHERSPOON, Dalton 39 yd field goal, 13-58 7:09, HOU 10 - TEM 0	
3rd	11:29 HOU - HENRY, Ta’Zawn 6 yd run (WITHERSPOON, Dalton kick), 9-65 3:31, HOU 17 - TEM 0 04:00 HOU - McCASKILL, Alton 34 yd run (WITHERSPOON, Dalton kick), 5-52 2:05, HOU 24 - TEM 0	
4th	14:22 TEM - Saydee,Edward 1 yd run (Pittman,Darius pass from Lynch,Justin), 4-45 0:56, HOU 24 - TEM 8 10:57 HOU - ERWIN, J. 35 yd pass from TUNE, C. (WITHERSPOON, D. kick blockd), 7-80 3:23, HOU 30 - TEM 8 06:13 HOU - GREEN, Seth 6 yd pass from TUNE, C. (WITHERSPOON, D. kick), 6-42 2:28, HOU 37 - TEM 8	

	UH	TEMPLE
FIRST DOWNS	24	10
RUSHES-YARDS (NET)	45-217	23-99
PASSING YDS (NET)	229	119
Passes Att-Comp-Int	36-22-0	25-11-3
TOTAL OFFENSE PLAYS-YARDS	81-446	48-218
Fumble Returns-Yards	0-0	0-0
Punt Returns-Yards	2-14	0-0
Kickoff Returns-Yards	1-3	5-84
Interception Returns-Yards	3-74	0-0
Punts (Number-Avg)	4-37.8	7-37.4
Fumbles-Lost	1-0	0-0
Penalties-Yards	2-25	5-30
Possession Time	39:22	20:38
Third-Down Conversions	5 of 15	2 of 10
Fourth-Down Conversions	3 of 4	0 of 0
Red-Zone Scores-Chances	4-6	1-2
Sacks By: Number-Yards	1-2	3-23

RUSHING: Houston-McCASKILL, Alton 21-129; HENRY, Ta’Zawn 11-38; MUTIN, Donovan 1-38; SMITH, Chandler 2-10; OGBOGU, Ike 1-5; CAR, Mulbah 1-1; TUNE, Clayton 7-1; Team 1-minus 5. Temple-Lynch,Justin 14-78; Saydee,Edward 7-20; Bonner,Ra’Von 1-3; TEAM 1-minus 2.

PASSING: Houston-TUNE, Clayton 21-34-0-224; OGBOGU, Ike 1-2-0-5. Temple-Lynch,Justin 11-24-2-119; Anderson Jr.,Am 0-1-1-0.

RECEIVING: Houston-GREEN, Seth 7-74; TRAHAN, Christian 3-35; ERWIN, Jaylen 2-51; DELL, Nathaniel 2-26; HERSLOW, Jake 2-9; HENRY, Ta’Zawn 2-5; McCASKILL, Alton 1-12; CAR, Mulbah 1-7; CREAMER, Shane 1-5; OWENS, Gervarius 1-5. Temple-Jones,Randle 5-36; Reams,Kadas 2-16; Bonner,Ra’Von 1-25; Smith,Jordan 1-23; Martin-Robinson 1-15; Barbon,Jose 1-4.

INTERCEPTIONS: Houston-SPREWELL, Gleson 1-44; OWENS, Gervarius 1-28; JONES, Marcus 1-2. Temple-None.

FUMBLES: Houston-JONES, Marcus 1-0. Temple-None.

Nov. 19, 2021 • TDECU Stadium • Houston, Texas		
	MEMPHIS	13
	HOUSTON	31

HOUSTON — In the last home game of the regular season, No. 17 Houston Football knocked off Memphis 31-13 on Friday night at TDECU Stadium to finish the American Athletic Conference regular season undefeated.

The Cougars (10-1, 8-0 American) clinched an undefeated conference record for the first time since 2011 and second time in their 75-year history while snapping a five-game losing streak against the Tigers (5-6, 2-5 American).

The Cougars' defense shined once again as they held the Tigers to 24 total yards in the fourth quarter. It also marked the second consecutive game without allowing a first-half touchdown to an opponent, marking the first time since 2015.

Tune finished the game with 20 completions for 264 yards and one passing touchdown. Henry finished the game as the leading rusher for the Cougars thanks to 13 carries for 73 yards and one touchdown. Dell led all receivers with seven receptions for 100 yards and one touchdown, while Jones finished the game with two interceptions and 29 punt return yards on the night.

Score by Quarters	1	2	3	4	OT	Score	
Memphis	0	3	7	3		13	Record: (5-6,2-5)
Houston	0	21	0	10		31	Record: (10-1,8-0)

Scoring Summary:

2nd 14:03 HOU - McCASKILL, Alton 36 yd run (WITHERSPOON, Dalton kick), 1-42 0:08, MEM 0 - HOU 7
05:40 HOU - DELL, N. 19 yd pass from TUNE, C. (WITHERSPOON, D. kick), 11-93 4:36, MEM 0 - HOU 14
02:55 MEM - Kemp,David 28 yd field goal, 9-65 2:45, MEM 3 - HOU 14
00:53 HOU - TUNE, Clayton 20 yd run (WITHERSPOON, Dalton kick), 6-63 1:58, MEM 3 - HOU 21
3rd 04:31 MEM - Martin,Asa 5 yd pass from Henigan,Seth (Kemp,David kick), 11-60 4:16, MEM 10 - HOU 21
4th 14:52 MEM - Kemp,David 22 yd field goal, 8-86 2:30, MEM 13 - HOU 21
03:24 HOU - WITHERSPOON, Dalton 34 yd field goal, 5-29 2:15, MEM 13 - HOU 24
01:43 HOU - HENRY, Ta'Zhawm 4 yd run (WITHERSPOON, Dalton kick), 3-18 0:52, MEM 13 - HOU 31

	MEMPHIS	UH
FIRST DOWNS	24	25
RUSHES-YARDS (NET)	28-106	37-197
PASSING YDS (NET)	216	264
Passes Att-Comp-Int	46-22-2	33-20-2
TOTAL OFFENSE PLAYS-YARDS	74-322	70-461
Fumble Returns-Yards	0-0	0-0
Punt Returns-Yards	1--2	3-42
Kickoff Returns-Yards	5-101	3-27
Interception Returns-Yards	2-25	2-0
Punts (Number-Avg)	5-34.4	3-42.3
Fumbles-Lost	0-0	1-0
Penalties-Yards	5-31	11-122
Possession Time	25:34	34:26
Third-Down Conversions	2 of 14	8 of 14
Fourth-Down Conversions	2 of 4	1 of 1
Red-Zone Scores-Chances	3-3	4-5
Sacks By: Number-Yards	2-14	2-12

RUSHING: Memphis-Clark,Rodrigues 12-32; Rogers,Gabriel 1-22; Weaver,Marquavi 3-21; Henigan,Seth 7-20; Martin,Asa 5-11. Houston-HENRY, Ta'Zhawm 13-73; TUNE, Clayton 13-59; McCASKILL, Alton 9-58; OGBOGU, Ike 1-8; Team 1-minus 1.

PASSING: Memphis-Henigan,Seth 21-45-2-208; Rogers,Gabriel 1-1-0-8. Houston-TUNE, Clayton 20-33-2-264.

RECEIVING: Memphis-Austin III,Calv 5-103; Dykes,Sean 5-20; Martin,Asa 4-11; Lewis,Eddie 2-18; Taylor,Roc 1-18; Fleming,Cameron 1-14; Mathieu,Khi 1-13; Ivory,Javon 1-12; Henigan,Seth 1-8; Clark,Rodrigues 1-minus 1. Houston-DELL, Nathaniel 7-100; SINGLETON, Jeremy 5-80; HENRY, Ta'Zhawm 3-31; TRAHAN, Christian 2-14; ERWIN, Jaylen 1-16; HERSLOW, Jake 1-14; McCASKILL, Alton 1-9.

INTERCEPTIONS: Memphis-Owens,Rodney 1-25; Russell,JJ 1-0. Houston-JONES, Marcus 2-0.

FUMBLES: Memphis-None. Houston-JONES, Marcus 1-0.

Nov. 27, 2021 • Pratt & Whitney Stadium • East Hartford, Conn.		
	HOUSTON	45
	UConn	17

EAST HARTFORD, Conn. — After taking care of business in New England, Houston coach Dana Holgorsen decided to channel Bill Belichick, happy that his team can finally switch its focus to next weekend's American Athletic Conference championship game.

"Now, we're on to Cincinnati," he said.

Clayton Tune threw for 301 yards and four touchdowns Saturday as No. 19 Houston completed its regular season with a 45-17 win over UConn in cold and windy conditions.

Nathaniel Dell caught two touchdowns and Jake Herslow and Jeremy Singleton each topped 100 receiving yards to go with a TD apiece for Houston (11-1, 8-0 AAC), which plays at No. 4 Cincinnati for the conference title next Saturday.

The Cougars led 21-10 at halftime and scored on their first four possessions of the second half to put the game away.

Score by Quarters	1	2	3	4	Score	
Houston	7	14	17	7	45	Record: (11-1)
UConn	0	10	0	7	17	Record: (1-11)

Scoring Summary:

1st 10:21 HOU - McCASKILL, Alton 31 yd run (WITHERSPOON, Dalton kick), 6-55 3:02, HOU 7 - UCONN 0
2nd 11:44 HOU - HERSLOW, J. 49 yd pass from TUNE, C. (WITHERSPOON, D. kick), 3-52 0:50, HOU 14 - UCONN 0
06:31 UCONN - Clercius,K. 34 yd pass from Krajewski,S. (McFadden,Joe kick), 3-25 1:09, HOU 14 - UCONN 7
01:15 HOU - DELL, N. 6 yd pass from TUNE, C. (WITHERSPOON, Dalton kick), 9-58 5:09, HOU 21 - UCONN 7
00:01 UCONN - McFadden,Joe 25 yd field goal, 7-52 1:11, HOU 21 - UCONN 10
3rd 11:08 HOU - DELL, N. 13 yd pass from TUNE, C. (WITHERSPOON, D. kick), 9-47 3:45, HOU 28 - UCONN 10
06:02 HOU - WITHERSPOON, Dalton 23 yd field goal, 7-61 3:36, HOU 31 - UCONN 10
01:26 HOU - SINGLETON 34 yd pass from TUNE, C. (WITHERSPOON, D. kick), 3-55 1:18, HOU 38 - UCONN 10
4th 11:30 UCONN - Dixon,Malik 37 yd interception return (McFadden,Joe kick), , HOU 38 - UCONN 17
03:03 HOU - SMITH, Chandler 1 yd run (WITHERSPOON, Dalton kick), 4-27 1:50, HOU 45 - UCONN 17

	UH	UCONN
FIRST DOWNS	22	16
RUSHES-YARDS (NET)	32-160	32-82
PASSING YDS (NET)	323	156
Passes Att-Comp-Int	33-23-1	35-21-0
TOTAL OFFENSE PLAYS-YARDS	65-483	67-238
Fumble Returns-Yards	0-0	0-0
Punt Returns-Yards	2-30	0-0
Kickoff Returns-Yards	4-102	6-86
Interception Returns-Yards	0-0	1-37
Punts (Number-Avg)	3-29.3	8-33.5
Fumbles-Lost	0-0	1-1
Penalties-Yards	4-43	4-25
Possession Time	31:16	28:44
Third-Down Conversions	7 of 13	5 of 16
Fourth-Down Conversions	0 of 2	1 of 2
Red-Zone Scores-Chances	4-4	1-3
Sacks By: Number-Yards	7-38	0-0

RUSHING: Houston-McCASKILL, Alton 9-54; SMITH, Chandler 8-38; HENRY, Ta'Zhawm 5-32; CAR, Mulbah 7-31; TUNE, Clayton 2-7; OGBOGU, Ike 1-minus 2.
UConn-Krajewski,Steve 8-53; Mensah,Kevin 13-36; Carter,Nate 3-13; Leon,Micah 6-minus 4; Blake,Reyan 1-minus 7; Rose,Jay 1-minus 9.

PASSING: Houston-TUNE, Clayton 21-30-0-301; OGBOGU, Ike 2-3-1-22.
UConn-Krajewski,Steve 9-19-0-79; Leon,Micah 10-13-0-62; Blake,Reyan 2-3-0-15; Rose,Jay 0-0-0-0.

RECEIVING: Houston-DELL, Nathaniel 6-62; HERSLOW, Jake 5-111; SINGLETON, Jeremy 5-100; ERWIN, Jaylen 2-28; SAWYER, Peyton 1-12; EICHENBERGER, Parker 1-10; TRAHAN, Christian 1-5; McCASKILL, Alton 1-1; HENRY, Ta'Zhawm 1-minus 6.
UConn-Rose,Jay 6-33; Marion,Keelan 4-40; Carter,Nate 3-4; Clercius,Kevens 2-64; Turner,Aaron 2-7; Mensah,Kevin 2-3; Gill,Jahkai 1-4; Brewton,Brian 1-1.

INTERCEPTIONS: Houston-None. UConn-Dixon,Malik 1-37.

FUMBLES: Houston-None. UConn-Leon,Micah 1-1.

INSIDE THE SERIES | HOUSTON VS. CINCINNATI



Houston erased an early fourth-quarter deficit, running away with a 40-16 victory at Cincinnati on Sept. 15, 2016. The win was Houston's first at Cincinnati since 1971.

INSIDE THE NUMBERS

Record: 15-12

At Houston: 10-5

At Cincinnati: 5-7

At Natural Site: N/A

Most points scored by Houston: 42 (2016)

Most points scored by Cincinnati: 20 (2015)

Largest margin of victory by Houston: 28 (2016)

Largest margin of victory by Cincinnati: 3 (2015)

SERIES HISTORY VS. CINCINNATI

HOUSTON LEADS 15-12

Date	Result	Score	Site	Attendance
10/5/57	W	7-0	A	15,000
10/4/58	W	34-13	A	22,000
10/3/59	W	13-12	Rice Stadium	16,000
11/5/60	W	14-0	Rice Stadium	10,000
10/21/61	W	13-7	A	11,000
12/1/62	W	42-14	Rice Stadium	10,000
11/28/64	L	6-20	Rice Stadium	10,000
9/24/65	W	21-6	Astrodome	27,576
10/4/68	W	71-33	Astrodome	31,881
9/23/71	W	12-3	A	12,542
11/25/72	W	49-0	Astrodome	18,785
10/25/74	W	27-6	Astrodome	19,193
11/1/75	L	23-28	A	16,246
11/13/93	L	17-41	Astrodome	10,860
10/19/96	L	20-31	A	19,064
10/18/97 W (OT)	41-38	Robertson	14,457	
11/14/98	L	43-44	A	16,886
10/9/99	W	23-20	Robertson	28,572
10/7/00	L	31-48	A	17,647
10/20/01	L	28-29	Robertson	16,107
11/16/02	L	14-47	A	14,023
11/23/13	L	17-24	BBVA Compass	20,197
12/6/14	L	31-38	A	24,606
11/7/15	W	33-30	TDECU	32,889

9/15/16	W	40-16	A	40,015
10/12/19	L	23-38	TDECU Stadium	25,716
11/7/20	L	10-38	A	--

100+ YARD RUSHING GAMES

Player	Date	Att.	Yards	TDs
Robert Newhouse	9/25/71	31	237	1
Ketric Sanford	11/14/98	23	159	1
Leonard Parker	9/25/71	31	149	1
Ketric Sanford	10/9/99	27	144	2
John Housman	10/25/74	31	141	1
Kenneth Farrow	12/6/14	19	138	1
Paul Gipson	10/4/68	18	131	1
Bobby Brezina	12/1/62	15	130	3
Carlos Bell	10/4/68	22	125	2
Greg Ward Jr.	11/7/15	16	119	0
Joffrey Reynolds	10/20/01	27	116	1
Reggie Cherry	10/25/74	17	116	1
Kyle Porter	10/12/19	16	107	0
Kenneth Farrow	11/7/15	30	106	1
Ketric Sanford	10/19/96	20	105	1
Nat "Puddin" Jones	11/25/72	28	105	1
Marshall Johnson	10/25/74	16	102	0

300+ YARD PASSING GAMES

Player	Date	Cmp.-Att.	Yards	TDs
Jason McKinley	11/14/98	25-42	376	5
Greg Ward Jr.	12/6/14	27-45	360	2
Jason McKinley	10/7/00	30-40	330	1
Greg Ward Jr.	9/15/16	24-36	326	1
Chuck Clements	11/13/93	36-66	323	0

100+ YARD RECEIVING GAMES

Player	Date	Rec.	Yards	TDs
Elmo Wright	10/4/68	8	244	1
Brian Robinson	10/7/00	12	147	0
Jerrian James	11/14/98	10	125	1
Marquez Stevenson	10/12/19	3	120	1
Linell Bonner	9/15/16	8	119	0
Deontay Greenberry	12/6/14	9	103	0

100-Yard Rushing Games (Players): 17 (15)

300-Yard Passing Games (Players): 5 (3)

100-Yard Receiving Games (Players): 6 (6)

COLLEGEPRESSBOX.COM

collegepressbox
SINCE 2005 EVERYTHING BUT THE PREGAME MEAL

collegepressbox is the official media website for Division I football. Access and download game notes, quotes, statistics, media guides, headshots, logos and more for all FBS schools, conferences, postseason games, awards and the College Football Playoff. For access, please register for an account at collegepressbox.com/register.

ALL-TIME CONFERENCE CHAMPIONSHIP GAMES



Houston student-athletes and fans celebrate the Cougars' 24-13 win against Temple in the inaugural American Athletic Conference Championship Game on Dec. 5, 2015.

INSIDE THE NUMBERS

Record: 2-2

At Houston: 2-1

On The Road: 0-1

American Championship: 1-0

Conference USA Championship: 1-2

Most points scored by Houston: 34 (2006)

Most points by Opponent: 49, Southern Miss (2011)

Largest margin of victory by Houston: 14 (2006)

Largest victory by Opponent: 21, Southern Miss (2011)

CHAMPIONSHIP GAME HISTORY

Date	Result	Score	Opponent	Site
12/5/15	W	24-13	#20 Temple	TDECU
12/3/11	L	28-49	Southern Miss	Robertson
12/5/09	L	32-38	East Carolina	Greenville, N.C.
12/1/06	W	34-20	Southern Miss	Robertson

100+ YARD RUSHING GAMES

Player	Date	Att.	Yards	TDs
Greg Ward Jr.	12/5/15	17	148	2

300+ YARD PASSING GAMES

Player	Date	Cmp.-Att.	Yards	TDs
Case Keenum	12/5/09	56-75	527	5
Case Keenum	12/3/11	41-67	373	2

100+ YARD RECEIVING GAMES

Player	Date	Rec.	Yards	TDs
James Cleveland	12/5/09	19	241	3
Justin Johnson	12/3/11	12	171	2
Vincent Marshall	12/1/06	8	100	0

100-Yard Rushing Games (Players): 1 (1)

300-Yard Passing Games (Players): 2 (1)

100-Yard Receiving Games (Players): 3 (3)

BY THE NUMBERS

CAREER

	COMP	ATT	PCT	YARDS	TD	INT	LNG
2018	59	117	50.4	795	8	2	48
2019	106	179	59.2	1533	11	9	96
2020	170	285	59.6	2048	15	10	54
2021	244	354	68.9	3103	26	8	55
TOTAL	579	935	61.9	7389	60	29	96

PASSING GAME-BY-GAME

2018

	COMP	ATT	PCT	YARDS	TD	INT	LNG
at Rice				DID NOT PLAY			
vs. Arizona				DID NOT PLAY			
at Texas Tech				DID NOT PLAY			
TEXAS SOU.	12	23	52.2	186	2	0	48
Tulsa				DID NOT PLAY			
at ECU	2	4	50.0	15	0	0	9
at Navy				DID NOT PLAY			
USF				DID NOT PLAY			
at SMU				DID NOT PLAY			
Temple				DID NOT PLAY			
Tulane	6	15	40.0	108	2	1	37
at Memphis	18	43	41.9	256	3	1	45
vs. Army	21	32	65.6	230	1	0	22
TOTAL	59	117	50.4	795	8	2	48

2019

	COMP	ATT	PCT	YARDS	TD	INT	LNG
at Oklahoma				DID NOT PLAY			
PVAMU				DID NOT PLAY			
vs. Wash. St.				DID NOT PLAY			
at Tulane				DID NOT PLAY			
at North Texas	16	20	80.0	124	1	0	32
Cincinnati	9	27	33.3	184	2	3	69
SMU	18	33	54.5	407	2	1	96
at UCF	18	30	60.0	179	1	1	63
Memphis	14	22	63.6	157	1	0	53
at Tulsa	8	12	66.7	89	0	0	30
Navy	23	35	65.7	393	4	4	67
TOTAL	106	179	59.2	1533	11	9	96

2020

	COMP	ATT	PCT	YARDS	TD	INT	LNG
Tulane	20	33	60.6	319	2	2	41
BYU	21	31	67.7	310	2	0	26
at Navy	24	34	70.6	316	3	0	51
UCF	21	41	51.2	263	1	2	32
at Cincinnati	20	34	58.8	189	0	1	54
USF	14	25	56.0	165	3	1	33
at Memphis	30	49	61.2	270	2	1	34
vs. Hawaii	20	38	52.6	216	2	3	39
TOTAL	170	285	59.6	2048	15	10	54

2021

	COMP	ATT	PCT	YARDS	TD	INT	LNG
vs. Texas Tech	27	38	71.1	174	2	4	24
at Rice	22	30	73.3	236	2	0	35
Grambling	4	7	57.1	62	0	1	17
Navy	22	30	73.3	257	1	1	47
at Tulsa	17	24	70.8	241	2	1	47
at Tulane	23	36	63.8	288	3	0	36
ECU	19	29	65.5	169	2	0	24
SMU	27	37	72.9	412	4	0	55
at USF	21	26	80.7	385	3	0	55
at Temple	20	33	60.6	210	2	0	35
Memphis	20	34	58.8	264	1	2	31
at UConn	21	30	70.0	301	4	0	49
TOTAL	244	354	68.9	3103	26	8	55



QB CLAYTON TUNE

2020 AT A GLANCE

- » In 2020, started all eight games at quarterback
- » Finished season with 2,048 passing yards, 25th-most in UH single-season history
- » Threw for multiple touchdowns in six of eight games
- » Accounted for 15 passing touchdowns in eight games
- » Moved into 12th place in UH history with 335 career completions, passing Gerald Landry (326, 1983-86)
- » Has thrown 33 career passing touchdowns, which ranks 14th in Houston program history
- » Finished 20th nationally and fourth in the American Athletic Conference with 21.25 completions per game
- » Finished 25th nationally and fourth in passing yards per game with 256.0 as well as 25th nationally and fifth in the AAC in total offense per game (287.6)
- » Became first UH quarterback since Case Keenum (2011) to throw for 300 yards in four consecutive games from Nov. 30, 2019, to Oct. 24, 2020

- » Became sixth Cougar to start multiple bowl games with New Mexico Bowl outing
- » Twice named to AAC honor roll (Oct. 12 and Nov. 16)
- » Against USF, became first UH quarterback since 2018 to record multiple passing and rushing touchdowns in same game
- » In same game, became first Houston player since 2019 to have a completion, rush and reception in same game
- » Rushed for 120 yards against USF, the most by a UH quarterback in the Dana Holgorsen era alongside three touchdown passes

2019 AT A GLANCE

- » Started final seven games at quarterback
- » Completed 106-of-179 passes (59.2%) for 1,533 yards and 11 touchdowns
- » Averaged 219.0 yards per game through the air
- » Two rushing touchdowns and 244 rushing yards
- » Made 2019 debut with start at quarterback in win at North Texas (Sept. 28)
- » Threw for 407 yards and two touchdowns, including a 96-yard strike, to one interception on 18-of-33 passes vs. SMU (Oct. 24)

2018 AT A GLANCE

- » True freshman saw action in five games, stepping into the starting role for an injured D'Eriq King in the season's final two games
- » Made collegiate debut going 12-for-23 passing for 186 yards and two touchdowns in win against Texas Southern
- » Entering after King's injury, went 6-for-15 for 108 yards with two touchdowns and one interception in win over Tulane

HIGH SCHOOL

- » Three-star recruit by ESPN, Rivals and 247Sports at Hebron High School (Texas)
- » Closed out his high school career with 6,686 passing yards and 1,074 rushing yards with 66 passing touchdowns and 20 rushing touchdowns
- » No. 19 quarterback by ESPN and No. 102 player in the state of Texas by 247Sports

OFFENSIVE NOTES

TUNE'S TOUCHDOWN BREAKDOWN

» In 30 career games played, Clayton Tune has thrown 60 touchdown passes, including a career-high 26 in 12 games this season. Below is a look at Tune's touchdown totals by quarter and distance.

Quarter	Distance
1st Quarter.....	14 0-9 Yards..... 17
2nd Quarter.....	15 10-19 Yards..... 12
3rd Quarter.....	13 20-29 Yards..... 12
4th Quarter.....	18 30-39 Yards..... 7
OT.....	40-49 Yards..... 6
	50+ Yards..... 6

300 + 2 TD

» Since 2019, Clayton Tune has had seven 300-yard + passing games/multi-touchdown pass games. Entering the season among returning quarterbacks, his five 300-yard + passing games ranked second in the AAC behind Dillion Gabriel (9) and tied for eighth in the FBS.

Below is a list of FBS quarterbacks who logged three or more multiple-touchdown pass games + 300-yard passing games last season and return in 2021.

Player, School	Multi-TD/300-Yard + Passing Games (Since 2019 - Entering Season)
Dillon Gabriel, UCF	9
Sam Howell, North Carolina	8
Layne Hatcher, Arkansas State	8
Kedon Slovis, USC	8
Matt Corral, Ole Miss	7
Brock Purdy, Iowa State	6
Carson Strong, Nevada	6
Holton Alhers, ECU	5
Clayton Tune, Houston	5
Asher O'Hara, Middle Tennessee	5
Drew Plitt, Ball State	5

300-YARD PASSING GAMES

» Houston has had its share of riches over the years at quarterback. Tune is the 10th Houston quarterback to throw for 300-plus yards in five-or-more games.

Player, Year	300-Yard Passing Games
Case Keenum, 2007-11	39
Kevin Kolb, 2003-06	17
David Klingler, 1989-91	16
Andre Ware, 1987-89	14
David Piland, 2010-13	9
Jason McKinley, 1997-00	9
Jimmy Klingler, 1991-93	9
Clayton Tune, 2018-pres.	8
Greg Ward, Jr., 2013-16	8

CAREER PASSING EFFICIENCY (MIN. 200 ATTEMPTS)

Rk.	Eff.	Player	C-A	Yds.	TD	INT	Years
1.	160.6	Case Keenum	1,546-2,229	19,217	155	46	2007-11
2.	155.4	D'Eriq King	369-597-10	4,925	50	10	2016-19
3.	145.2	Kevin Kolb	964-1,565	12,964	85	31	2003-06
4.	144.5	Greg Ward Jr.	747-1,106	8,705	89	26	2013-16
5.	144.2	Delrick Brown	84-208	1,921	22	9	1975-79
6.	143.4	André Ware	660-1,074	8,202	75	28	1987-89
7.	143.3	Clayton Tune	579-935	7,389	60	29	2018 –
8.	138.1	David Klingler	726-1,262	9,430	91	38	1988-91
9.	132.2	Dick Woodall	106-219	1,836	15	10	1965-67

NEED TO KNOW

MISCELLANEOUS STATS

300-YARD PASSING GAMES

'18	'19	'20	'21	CAREER	STREAK
–	2	3	3	8	1

400-YARD PASSING GAMES

'18	'19	'20	'21	CAREER	STREAK
–	1	–	1	2	–

DATE	OPP	COMP	ATT	YDS	TD	INT
10/24/20	at Navy	24	34	316	3	0
10/16/20	BYU	21	31	310	2	0
10/8/20	Tulane	20	32	319	2	2
11/30/19	Navy	23	35	393	4	4
10/24/19	SMU	18	33	407	2	1
10/30/21	SMU	27	37	412	4	0

GAMES WITH A TD PASS

'18	'19	'20	'21	CAREER	STREAK
4	6	7	10	28	9

GAMES WITH MULTIPLE TD PASSES

'18	'19	'20	'21	CAREER	STREAK
3	2	6	6	20	1

GAMES WITH THREE TD PASSES

'18	'19	'20	'21	CAREER	STREAK
–	1	2	4	7	1

GAMES WITH PASSING & RUSHING TD

'18	'19	'20	'21	CAREER	STREAK
1	1	4	2	8	–

GAMES WITH A RUSHING TD

'18	'19	'20	'21	CAREER	STREAK
1	2	3	2	8	–

CLAYTON TUNE | RECORD BOOK

CMP	PASSING COMPLETIONS			
	1.	1,546	Case Keenum	2007-11
	7.	660	Andre Ware	1987-89
	8.	579	Clayton Tune	2018-pres.
ATT	PASSING ATTEMPTS			
	1.	2,229	Case Keenum	2007-11
	7.	1,074	Andre Ware	1987-89
	8.	935	Clayton Tune	2018-pres.
RESP	TOUCHDOWN'S RESPONSIBLE FOR			
	1.	178	Case Keenum	2007-11
	6.	78	D'Eriq King	2016-19
	7.	70	Clayton Tune	2018-pres.
YDS	PASSING YARDS			
	1.	19,217	Case Keenum	2007-11
	6.	8,202	Andre Ware	1987-89
	7.	7,389	Clayton Tune	2018-pres.
TD	PASSING TOUCHDOWNS			
	1.	155	Case Keenum	2007-11
	4.	75	Andre Ware	1987-89
	5.	60	Clayton Tune	2018-pres.
START	QUARTERBACK STARTS			
	1.	51	Case Keenum	2006-11
	6.	30	Gary Mullins	1969-71
	7.	29	Clayton Tune	2018-pres.

BY THE NUMBERS

	Overall	AAC	Under Holgorsen	Streak
Record	11-1	8-0	18-14	W11
At Home	5-0	4-0	8-6	W6
On the Road	6-0	4-0	10-5	W6
Neutral	0-1	0-0	0-3	L3
September	3-1	1-0	5-4	W3
October	4-0	4-0	7-4	W4
November	4-0	3-0	6-4	W5
December	0-0	0-0	0-2	L2
vs. Unranked Opponents	10-1	7-0	17-6	W10
vs. Ranked Opponents	1-0	1-0	1-8	W1

Record in Games...

Decided by 7 points or less	2-0	2-0	3-5	W2
Decided by 3 points or less	0-0	0-0	1-1	L1
Day Games	2-0	1-0	4-6	W2
Night Games	9-1	7-0	14-8	W9

Record When Scoring...

Less than 21 points	0-0	0-0	0-2	L2
21+ points	11-1	8-0	17-12	W11
30+ points	8-0	6-0	13-4	W9
40+ points	7-0	4-0	10-1	W9
50+ points	1-0	1-0	2-0	W31

Record When Allowing...

Less than 14 points	5-0	3-0	5-0	W18
Less than 24 points	8-0	5-0	10-0	W11
24+ points	3-1	3-0	7-14	W3

Record When...

Scoring first	8-1	5-0	13-8	W8
Opponents score first	3-0	3-0	5-6	W3
Leading after 1Q	8-1	5-0	12-4	W8
Trailing after 1Q	1-0	1-0	4-7	W1
Leading at halftime	9-1	6-0	15-5	W9
Trailing at halftime	2-0	2-0	3-8	W2
Leading after the 3Q	8-0	5-0	15-2	W10
Trailing after the 3Q	2-1	2-0	2-11	W2
In overtime games	1-0	1-0	1-0	W2

Record With...

400+ yards of total offense	8-0	6-0	11-8	W8
500+ yards of total offense	1-0	1-0	2-2	W2
Less than 100 yards rushing	2-1	2-0	3-4	W2
100+ yards rushing	9-0	6-0	12-7	W9
200+ yards rushing	2-0	2-0	4-4	W3
250+ yards rushing	1-0	1-0	2-1	W2
Less than 200 yards passing	1-1	1-0	6-6	W1
200+ yards passing	10-0	7-0	12-8	W10
300+ yards passing	3-0	2-0	5-3	W4
400+ yards passing	1-0	1-0	1-1	W1
A 100-yard rusher	3-0	2-0	6-5	W4
A 200-yard rusher	0-0	0-0	0-0	W5

Record When Allowing...

200+ total yards	10-1	8-0	17-14	W10
300+ total yards	5-1	5-0	11-13	W5
400+ total yards	0-0	0-0	2-9	L2
Less than 100 rush yards	7-0	5-0	11-3	W7
100+ rush yards	4-1	3-0	7-11	W4
200+ rush yards	0-0	0-0	0-5	L2
Less than 200 pass yards	5-0	2-0	6-4	W5
200+ pass yards	6-1	6-0	12-10	W6
300+ pass yards	1-0	1-0	3-6	W1
400+ pass yards	0-0	0-0	0-2	L2
A 100-yard rusher	0-1	0-0	0-7	L12

Record When Having...

No turnovers	5-0	4-0	7-2	W5
No takeaways	1-0	0-0	3-1	W2
Win turnover battle	7-0	6-0	10-1	W8
Loss turnover battle	1-1	0-0	2-10	W1

OFFENSIVE NOTES

» Houston returns eight of 11 starters on offense as the Cougars enter their third season under **Dana Holgorsen**.

» **Clayton Tune** returns at quarterback after his first full season as the starter in 2020. The junior threw for 2,048 yards and 19 touchdowns last season. He played well early in the season, throwing for 300 yards or more against Tulane, BYU and Navy.

» UH returns a plethora of talent at the skill positions including running back **Mulbah Car** and tight end **Christian Trahan**.

» Car returns for his fifth season as Houston's leading returning running back in rushing yards. Entering the season, Car had recorded 1,486 rushing yards and 12 career rushing touchdowns.

» Running back **Chandler Smith** played in eight games, finishing with 25 carries for 119 yards in 2020. Fellow back **Kelan Walker** finished with 21 carries for 105 yards in 2020 including a season-high 30-yard carry against Tulane.

» Trahan had a breakout season in 2020, finishing third on the team with 22 receptions and 294 receiving yards. He also ranked second on the team with three touchdown receptions. Trahan finished the year with five catches for 88 yards and one touchdown in the New Mexico Bowl.

» The wide receiver corps of **Nathaniel Dell** and **Jeremy Singleton** provide an experienced presence.

» Dell made instant impact in first season and logged eight starts. He led the team with 428 receiving yards on 29 receptions including three touchdown receptions. Dell also led team with 564 all-purpose yards.

» Singleton appeared in four games and recorded three starts in 2020. He hauled in season-high four catches for 24 yards at Memphis and finished the season with 10 receptions for 95 yards. In 2019, Singleton was second on the team with 26 receptions for 381 yards and three touchdowns.

» Up front, the Cougars return four offensive lineman who made at least five starts in 2020. UH also will have the services of offensive lineman **Patrick Paul**, who started the first two games at left tackle before missing the rest of the year due to injury.

» **Kody Russey**, a captain in his first season with Houston, spent five seasons at Louisiana Tech, appearing in 49 games and making 46 starts over his final four seasons. The 2020 C-USA all-conference first team was also a three-time All-Conference USA Honorable Mention. Russey helped Louisiana Tech finish first in C-USA and second nationally in fourth down conversion percentage (0.889) as well as fourth in the conference in both red zone



Nathaniel Dell led UH with 428 receiving yards on 29 receptions alongside three touchdown reception in 2020.

OFFENSIVE NOTES



Center **Kody Russey** made an immediate impact during fall camp, being named a team captain.

offense (0.846) and passing offense (216.6) in 2020.

» Senior **Dennis Bardwell** recorded six starts at right tackle in 2020 and owns 10 career starts. The Huffman, Texas, native was a part of an offensive line that helped Houston rank fourth in the American in passing offense (265.8) and sixth in total offense (408.9) in 2020. He played in seven games, making four starts at right guard, in 2019, and appeared in eight games in 2018. That said, Bardwell was part of an offensive line that didn't allow a sack against Rice, Arizona, Tulsa or Navy.

» Sophomore **Jack Freeman** earned 12 career starts entering 2021. He played in six games and made five starts at center in 2020 and played in nine games and made seven starts at center in 2019.

» The Cougars also added two FBS transfers on the offensive side of the ball in wide receiver **KeSean Carter** (Texas Tech) and Russey (Louisiana Tech) during the mid-year signing period. Houston also will have running back **Ta'Zawn Henry** for the 2021 season after transferring from Texas Tech.

» In three seasons at Texas Tech, Carter caught 83 passes for 831 yards and seven touchdowns. He hauled in 30 passes for 290 yards and four touchdowns in 2020 before his season was cut short due to a shoulder injury. He finished tied for eighth in the Big 12 in receiving touchdowns in 2020 and was named All-Big 12 honorable mention.

Jake Herslow transferred to Houston after playing three seasons at Old Dominion. The Virginia Beach, Va., product appeared in 30 career games with 11 receptions for 109 yards.

» Freshman running back **Alton McCaskill** has also earned carries early in 2021. The three-star prospect by 247Sports was rated as nation's No. 21 running back in class of 2021 and No. 54 overall player in Texas by 247Sports. At Oak Ridge High School, McCaskill was district MVP as a senior, rushing for 1,141 yards and 11 touchdowns.

FUTURE OPPONENTS

2021.. Texas Tech (NRG Stadium, at Rice, Grambling, at UConn
2022..... at UTSA, at Texas Tech, Kansas, Rice
2023..... UTSA, at Rice, at Kansas, Sam Houston
2024.....at Boise State
2025..... Colorado, Boise State
2026..... Utah, at Colorado, Georgia Southern
2027..... at Utah, at Georgia Southern
2028.....at BYU, Sam Houston

SINCE 2000 (ENTERING SEASON)

PASSING YARDS

Rank	Team	Passing Yards
1.	Texas Tech	97,631
2.	Hawaii	86,236
3.	Oklahoma	78,128
4.	Washington State	77,305
5.	Houston	76,029

TOTAL OFFENSE

Rank	Team	Total Offense
1.	Oklahoma	130,677
2.	Texas Tech	128,053
3.	Boise State	123,139
4.	Oregon	121,847
5.	Clemson	119,794
6.	Houston	118,765

FIRST DOWNS

Rank	Team	Passing Yards
1.	Texas Tech	6,856
2.	Oklahoma	6,582
3.	Boise State	6,275
4.	Clemson	6,196
5.	Oregon	6,139
6.	Houston	6,087

SINCE 2010 (ENTERING SEASON)

HIGHEST SCORING TEAMS

Rank	Team	Games	Points	Avg.
1.	Oregon	140	5792	41.4
2.	Oklahoma	145	5940	41.0
3.	Ohio State	143	5706	39.9
4.	Alabama	152	6027	39.7
5.	Oklahoma State	141	5523	39.2
6.	Baylor	139	5312	38.2
7.	Clemson	152	5714	37.6
8.	Boise State	140	5183	37.0
9.	Houston	136	4899	36.0
10.	Texas Tech	135	4815	35.7

PASSING YARDS PER GAME

Rank	Team	Passing Yards/G
1.	Washington State	364.0
2.	Texas Tech	355.3
3.	Oklahoma State	312.3
4.	Oklahoma	305.6
5.	Baylor	304.0
6.	East Carolina	303.6
7.	Houston	292.0
8.	West Virginia	288.1
9.	Clemson	288.0
10.	Boise State	281.2

MISCELLANEOUS OFFENSIVE STATS

100+ RUSHING YARD GAMES

Mulbah Car (4)						
Date	Opponent	Att.	Yards	TD		W/L
11/27/19	at UCF	26	132	2		L
10/24/19	SMU	18	136	0		L
10/28/17	at USF	18	137	1		W
9/10/16	Lamar	20	109	1		W

Clayton Tune (2)						
Date	Opponent	Att.	Yards	TD		W/L
11/14/20	USF	10	120	2		W
9/28/19	at North Texas	9	100	0		L

Kelan Walker (1)						
Date	Opponent	Att.	Yards	TD		W/L
9/22/18	Texas Southern	9	105	1		W

Alton McCaskill (3)						
Date	Opponent	Att.	Yards	TD		W/L
9/18/21	Grambling	16	114	2		W
11/6/21	at USF	22	125	3		W
11/13/21	at Temple	21	129	2		W

Ta'Zawn Henry (1)						
Date	Opponent	Att.	Yards	TD		W/L
11/6/21	at USF	10	130	1		W

GAMES WITH A RUSHING TD

Player	'16	'17	'18	'19	'20	'21	Career
Mulbah Car	2	4	2	2	1		11
Clayton Tune			1	2	3	2	8
Alton McCaskill						9	9
Ta'Zawn Henry						6	6
Chandler Smith						2	4
Kelan Walker			1				1

GAMES WITH MULTIPLE RUSHING TDS

Player	'16	'17	'18	'19	'20	'21	Career
Alton McCaskill						5	5
Mulbah Car		1		1	1		3
Chandler Smith			1				1
Clayton Tune					1		1
Ta'Zawn Henry						1	1

100+ RECEIVING YARD GAMES

Nathaniel Dell (5)						
Date	Opponent	Rec.	Yards	TD		W/L
12/24/20	vs. Hawaii	6	112	1		L
9/18/21	Grambling	8	134	2		W
10/31/21	SMU	9	165	3		W
11/6/21	at USF	8	164	1		W
11/19/21	Memphis	7	100	1		W

Jeremy Singleton (3)						
Date	Opponent	Rec.	Yards	TD		W/L
10/27/18	USF	5	125	1		W
10/19/19	at UConn	3	120	1		W
11/27/21	at UConn	5	100	1		W

KeSean Carter (1)						
Date	Opponent	Rec.	Yards	TD		W/L
11/6/21	at USF	6	123	0		W

Jake Herslow (1)						
Date	Opponent	Rec.	Yards	TD		W/L
11/27/21	at UConn	5	111	1		W

GAMES WITH A RECEIVING TD

Player	'16	'17	'18	'19	'20	'21	Career
Jeremy Singleton			2	3		4	9
Nathaniel Dell					2	7	9
Christian Trahan				1	1	2	4
Seth Green						3	3
Jake Herslow						3	3
KeAndre Street					1		1
Alton McCaskill						1	1
Jaylen Erwin						1	1
KeSean Carter						1	1

CONSECUTIVE GAMES WITH A CATCH

Player	Current Streak	Long
Nathaniel Dell	20	20
Christian Trahan	16	16
Jake Herslow	12	12
KeSean Carter	9	9
Seth Green	--	2
Ta'Zawn Henry	3	8
Jeremy Singleton	2	17
Alton McCaskill	3	3
Jaylen Erwin	3	12
Kelan Walker	1	1
Peyton Sawyer	1	1
Parker Eichenberger	1	2
Marcus Jones	--	2
Mulbah Car	--	4
Cole McGowan	--	1
Shane Creamer	--	2

DEFENSIVE NOTES

AT A GLANCE

» Houston returns nine starters from last year's team on defense and looks to improve its statistical numbers under first-year defensive coordinator **Doug Belk**.

» Houston ranked seventh in scoring defense in The American last season (allowing 30.0 points per game). The Cougars finished fourth in the league in total defense, giving up 398.5 yards per game.

» All three defensive groups have experienced depth, led by linebacker **Deontay Anderson** and the cornerback duo of **Marcus Jones** and **Damarion Williams**.

» Up front, Houston's depth will be a key as pass-rushing threats **David Anenih** and **Derek Parish** return. The linebacking corps brings back six players, who have seen significant action in their careers including Anderson and **Donavan Mutin**.

» For the second straight year, the Cougars return a wealth of experience in the secondary. Jones and Williams are two of The American's top cover corners, while **Hasaan Hypolite** and **Thabo Mwaniki** return after making an impact in their first year at Houston.

DEFENSIVE LINE (8 lettermen returning)

» Despite losing all-conference selection Payton Turner, defensive line coach **Brian Early** returns his most experienced unit during his three seasons at Houston. Anenih and Parish give the Cougars a dynamic duo on the edge, while defensive tackle **Logan Hall** is a two-year starter and enjoyed a productive 2020 season. Iowa State transfer **Latrell Bankston** figures to have a role on the interior of UH's defensive line.

Anenih appeared in all eight games, making seven starts in 2020. He posted 17 tackles and 6.5 tackles for loss while finishing second on the team and ranked fifth in The American with 4.5 sacks. He enters 2021 with 15.5 career sacks.

Hall appeared in eight games, making seven starts on Houston's defensive line in 2020. He recorded 23 tackles (nine solo), 2.0 tackles for loss and one sack. He also had career-high six stops against USF (Nov. 14).

Derek Parish appeared in all eight games including making five starts in 2020 including starting at three different positions (defensive end, linebacker and fullback). He produced 25 tackles including 11 solo stops and finished third on team with 5.5 tackles for loss. Parish was also third on team with 3.5 sacks.

LINEBACKER (7 lettermen returning)

» With four key returners back from 2020, UH's linebacking corps could be one of strength in the upcoming season. Anderson will move to linebacker full-time in 2021



Deontay Anderson returns for his fourth season at Houston and will look to play a key role this season at linebacker.

DEFENSIVE NOTES

and owns 30 career starts at UH. The Cougars also return Mutin, who has made 15 career starts. UH also returns the services of **Jordan Carmouche**, **Mannie Nunnery**, **Malik Robinson** and **JoVanni Stewart**, who all saw key action last season. The biggest question will be replacing the production of two-time all-conference pick **Grant Stuard**.

Anderson started six games at safety and linebacker in 2020. He recorded 26 tackles (14 solo), 1.0 tackle for loss and three pass break-ups.

Mutin started first three games of season before missing final five games due to injury. He registered 22 tackles, two tackles for loss, one sack in three games.

Carmouche appeared in seven games and recorded four starts at MIKE linebacker in 2020. He recorded 12 tackles and 1.0 tackle for loss and logged three tackles in first career start vs. UCF (Oct. 31) and had four tackles at Cincinnati (Nov. 7).

Nunnery appeared in all eight games and made one start, coming at linebacker against USF (Nov. 14) in 2020. He contributed 15 tackles including 11 solo stops while registering 2.5 tackles for loss and 1.5 sacks. He posted a career-high eight tackles against USF.

Robinson appeared in four of the final five games of the season. He contributed nine tackles, including seven solo stops including adding one tackle for loss and a forced fumble. He had a season-best four tackles against UCF (Oct. 31) and matched season best with four tackles against Hawai'i alongside one forced fumble at the New Mexico Bowl (Dec. 24).

DEFENSIVE BACKS (9 lettermen returning)

» The UH secondary remains virtually intact from 2020, with 10 members who saw the field back for 2021 (combined for 28 starts last year in eight games). Williams has made 19 career starts at cornerback and logged 27 tackles and a team-high seven pass deflections, while Jones was named an All-American by PFF at the position and made seven starts a year ago. At safety, four players return who have seen significant action at the position: **Hasaan Hypolite**, **Thabo Mwaniki**, **Gervarrius Owens** and **Gleson Sprewell**. **David Rowe** joined the Cougars in the offseason as cornerbacks coach.

Williams started all eight games for Houston at cornerback and was tabbed American Athletic Conference honorable mention all-conference. He contributed 27 tackles and team-best seven pass breakups and owns 19 career starts.

Jones earned first-team All-America honors from the FWAA, Phil Steele Magazine and CBS/247Sports as a punt returner and was also a fourth-team All-American by Pro Football Focus as a cornerback.

Hypolite appeared in eight games and made five starts at safety in 2020. He was third on the team with 30 tackles (17 solo).

Shaun Lewis played in seven of Houston's eight games in 2020. He earned the start at cornerback against No. 14 BYU (Oct. 16) and registered four tackles and two pass breakups on the season.

Mwaniki appeared in all eight games and made three starts at free safety, coming in the final three contests in 2020. He finished second on the team with 33 tackles

Owens played in all eight games including making five starts at free safety. He finished fourth on the team with 28 tackles including a pair of tackles for loss alongside two pass breakups.

SPECIAL TEAMS NOTES



Dalton Witherspoon is third in UH history with 48 career made field goals.

AT A GLANCE

» For the second straight year, special teams was a strong point for Houston in 2020. Under special teams coordinator **Mark Scott**, Houston ranked second in the FBS in punt return defense and Jones was selected as an All-American as a return specialist. **Dalton Witherspoon** returns as the Cougars' placekicker for the fourth straight season and ranks sixth in UH history with 35 made field goals. **Laine Wilkins** returns for his sophomore season after a solid debut as the Cougars' punter.

PLACEKICKER

» Witherspoon, Houston's starting place kicker who appeared in seven of eight games in 2020, hit 8-of-10 field goals and all 20 extra-point attempts while contributing a team-best 44 points. He made three field goals including tying the school record with a 53-yard field goal at Navy (Oct. 24). Witherspoon also added a 45-yard field goal against Navy. His 35 career field goals rank sixth in Houston history and his 132 consecutive PATs ranked as the third-longest streak in the AAC entering the season. Entering 2021, Witherspoon boasted 237 career points, ranking fourth in kick scoring and eighth in overall scoring.

PUNTER

» Wilkins appeared in eight games as Houston's punter in 2020. He booted the ball 38 times for 1,583 yards, coming to an average of 41.7 yards per punt. His punting average ranked 18th in Houston single-season history. Wilkins did not allow a positive punt return, helping the Cougars rank second nationally with -1.25 yards per return.

RETURN

» Jones recorded five kickoff returns for 102 yards (20.4 average) in 2020. He owns three career kickoff touchdowns. He earned first-team All-America honors from the FWAA, Phil Steele Magazine and CBS/247Sports as a punt returner. Jones led the FBS and The American in punt return average (19.8) on 17 returns for 337 yards and one touchdown. He also led the FBS in punt return yards (337). Jones was the only player in the FBS to have two games with at least 100 punt return yards.



CB MARCUS JONES

19.8

Nation's top punt return average during the 2020 season

FBS leader in punt return yards during the 2020 season

337

Only player in the FBS to have two games with at least 100 punt return yards in 2020

100

1

First Houston player to record a punt return touchdown inside TDECU Stadium (72 yards, vs. USF, 2020)

2021 AT A GLANCE

- » Phil Steele Preseason All-American (punt returner)
- » Walter Camp Preseason First-Team All-American (kick returner)

2020 AT A GLANCE

- » Earned first-team All-America honors from the FWAA, Phil Steele Magazine and CBS/24/7Sports (punt returner)
- » Named to The American's All-Conference First Team as a return specialist
- » Led the FBS and The American in punt return average (19.8) on 17 returns for 337 yards and one touchdown
- » Ranked fourth in Houston single-season history in punt return yards and punt return average
- » Also led the FBS in punt return yards (337)
- » Made seven starts at cornerback, finishing with 24 tackles (18 solo), 2.0 tackles for loss, one interception and five pass breakups
- » 72-yard punt return against USF (Nov. 14) and finished with four punt returns for 145 yards (36.3) along with one tackle

2019 AT A GLANCE

- » Redshirted after transferring from Troy

AT TROY

- » Became Troy's second All-American since moving to the FBS level as a true freshman in 2018 when named to Phil Steele's All-America Third Team as a kick returner
- » Named to the ESPN and FWAA Freshman All-America Teams and Sun Belt Conference Freshman of the Year
- » Set the Troy single-season record and tied the Troy career record with three kickoff returns touchdowns
- » Tied the NCAA record with two kick return touchdowns in a game against Coastal Carolina
- » Added a 99-yard return for a touchdown in Troy's Sun Belt title-clinching win at Arkansas State
- » Picked off a fourth-quarter pass and recorded a career-high eight tackles in Troy's win at No. 22 LSU, which snapped the Tigers' 49-game non-conference home winning streak

HIGH SCHOOL

- » Three-star recruit by ESPN and Rivals
- » Alabama Sports Writers Association 7A All-State First Team as a senior
- » Helped lead Enterprise to an 11-2 record and a berth in the second round of the Alabama 7A Playoffs
- » Named to the AL.com Super All-State Team as senior

SINCE 2013 (ENTERING SEASON)

INTERCEPTIONS

Rank	Team	Interceptions
1.	Clemson	125
2.	Louisiana Tech	124
3.	San Diego State	121
4.	Ohio State	120
5.	Alabama	119
6.	Iowa	118
7.	Houston	112
	Northwestern	112
9.	Oregon	109
	Florida	109
	TCU	109

TURNOVERS FORCED

Rank	Team	Turnovers Forced
1.	Clemson	203
2.	Louisiana Tech	198
3.	Ohio State	196
4.	UCF	196
5.	Memphis	191
6.	Alabama	190
	Houston	190
8.	Miami (Fla.)	186
9.	Washington	185
10.	Utah	184

ACTIVE CAREER LEADERS (ENTERING 2021)

TACKLES

Rank	Player, Class	Tackles
1.	Deontay Anderson, Sr.	146
2.	Gleson Sprewell, Sr.	112
3.	Donavan Mutin, Jr.	90
4.	Derek Parish, Jr.	84
5.	Gervarrius Owens, Jr.	82

TACKLES FOR LOSS

Rank	Player, Class	TFL
1.	David Anenih, Sr.	22.0
2.	Derek Parish, Jr.	13.0
3.	Logan Hall, Jr.	7.0
4.	Deontay Anderson, Sr.	6.5
5.	Donavan Mutin, Jr.	6.5

SACKS

Rank	Player, Class	Sacks
1.	David Anenih, Sr.	15.5
2.	Derek Parish, Jr.	7.0
3.	Atlas Bell, Jr.	1.5
4.	Nelson Ceaser, R-Fr.	1.5
	D'Anthony Jones, Jr.	1.5

INTERCEPTIONS

Rank	Player, Class	INT
1.	Gleson Sprewell, Sr.	4
2.	Deontay Anderson, Sr.	1
	Marcus Jones, Jr.	1
	Thabo Mwaniki, Jr.	1
	Damarion Williams, Sr.	1

PRESEASON HONORS

DAVID ANENIH, SR., DL

PRESEASON

- » Athlon Sports American Fourth Team
- » NFLPA Collegiate Bowl 2021-22 Big Board
- » 2022 Reese's Senior Bowl Watchlist

MULBAH CAR, SR., RB

PRESEASON

- » Doak Walker Award Watch List

KESEAN CARTER, JR., WR

PRESEASON

- » 2022 Reese's Senior Bowl Watchlist

NATHANIEL DELL, SO., WR

PRESEASON

- » Athlon Sports American Fourth Team
- » Paul Hornung Award Watch List
- » Phil Steele Preseason Third-Team All-AAC

LOGAN HALL, JR., DL

PRESEASON

- » NFLPA Collegiate Bowl 2021-22 Big Board
- » 2022 Reese's Senior Bowl Watchlist
- » Phil Steele Preseason Third-Team All-AAC

TA'ZHAWN HENRY, JR., RB

PRESEASON

- » Athlon Sports American Fourth Team

MARCUS JONES, SR., CB

PRESEASON

- » Phil Steele Preseason All-American (punter)
- » Walter Camp Preseason First-Team All-American (kick return)
- » Phil Steele Preseason Second-Team All-AAC (cornerback)
- » Athlon Sports American First Team
- » Dave Campbell's Texas Football All-Texas First Team
- » Dave Campbell's Texas Football Best Defensive Back in Texas
- » NFLPA Collegiate Bowl 2021-22 Big Board
- » 2022 Reese's Senior Bowl Watchlist
- » Wuerffel Trophy Watch List
- » Paycom Jim Thorpe Award Watch List
- » Chuck Bednarik Award Watch List

DONAVAN MUTIN, JR., LB

PRESEASON

- » Athlon Sports American Fourth Team
- » Phil Steele Preseason Third-Team All-AAC

DEREK PARISH, JR., DL/FB

PRESEASON

- » Athlon Sports American Second Team
- » Phil Steele Preseason Second-Team All-AAC

KODY RUSSEY, SR., OL

PRESEASON

- » Athlon Sports American Second Team
- » Dave Campbell's Texas Football All-Texas Second Team
- » Rimington Trophy Watch List
- » Phil Steele Preseason Fourth-Team All-AAC

CLAYTON TUNE, JR., QB

PRESEASON

- » NFLPA Collegiate Bowl 2021-22 Big Board
- » 2022 Reese's Senior Bowl Watchlist
- » Earl Campbell Tyler Rose Award Watch List

CHRISTIAN TRAHAN, JR., TE

PRESEASON

- » Athlon Sports American Third Team
- » Phil Steele Preseason Second-Team All-AAC

DAMARION WILLIAMS, SR., CB

PRESEASON

- » Athlon Sports American Fourth Team
- » NFLPA Collegiate Bowl 2021-22 Big Board
- » 2022 Reese's Senior Bowl Watchlist
- » Phil Steele Preseason Second-Team All-AAC

LAINE WILKINS, P, FR.

PRESEASON

- » Ray Guy Award Watch List
- » Phil Steele Preseason Second-Team All-AAC

DALTON WITHERSPOON, K, SR.

PRESEASON

- » Athlon Sports American Second Team
- » Phil Steele Preseason Third-Team All-AAC

#NFLCOOGS

Name	Pos.	NFL Team
Matthew Adams	LB	Indianapolis Colts
Kyle Allen	QB	Washington Football Team
Tyus Bowser	LB	Baltimore Ravens
Emeke Egbule	LB	Los Angeles Chargers
William Jackson III	CB	Washington Football Team
Braylon Jones ^	OL	Dallas Cowboys
Josh Jones	OL	Arizona Cardinals
Case Keenum	QB	Cleveland Browns
Ed Oliver	DL	Buffalo Bills
Elandon Roberts	LB	Miami
Marquez Stevenson#	WR	Buffalo Bills
Grant Stuard	LB	Tampa Bay Buccaneers
Payton Turner#	DE	New Orleans Saints
Greg Ward Jr.	WR	Philadelphia Eagles
Brandon Wilson	S	Cincinnati Bengals

- Reserve/Physically Unable to Perform & - Reserve/Suspended by Commissioner | @ - Reserve/Non-Football Injury | ^ - Practice Squad
% - Voluntary Opt-Out

NUMERICAL ROSTER			ALPHABETICAL ROSTER						
NO	NAME	POS	No. Player	Pos.	Ht.	Wt.	Yr.	Hometown (Previous School)	
0	Derek Parish***	DL/FB	50	Hakeem Ajijolaiya	DL	6-2	320	R-Fr.	Katy, Texas (Tompkins HS)
1	Nathaniel Dell*	WR	2	Deontay Anderson**	S	6-2	225	Sr.	Houston, Texas (Ole Miss)
2	Deontay Anderson****	LB	12	David Anenih***	DL	6-3	240	Sr.	Arlington, Texas (Mansfield Timberview HS)
3	Donavan Mutin**	LB	54	Joshua Atkins	OL	6-4	315	Fr.	Mansfield, Texas (Mansfield Timber HS)
3	Clayton Tune***	QB	71	Max Banes*	OL	6-5	310	So.	Houston, Texas (St. Thomas HS)
4	Ta'Zhawn Henry	RB	56	Latrell Bankston	DL	6-0	295	Jr.	Woodstock, Ga. (Iowa State)
5	Hasaan Hypolite*	S	64	Dennis Bardwell**	OL	6-7	310	Sr.	Huffman, Texas (Hargrave HS)
6	Damarion Williams**	CB	41	Bubba Baxa	K	6-0	210	Jr.	Pasadena, Texas (Miami)
8	Marcus Jones*	CB	99	Justin Beadles	DL	6-5	240	Fr.	Tyrone, Ga. (Virginia Tech)
8	Chandler Smith***	RB	46	Davis Beal	LS	6-0	205	R-Fr.	Austin, Texas (Vandegrift HS)
9	JoVanni Stewart*	LB	93	Atlas Bell	DL	6-1	260	Jr.	New Orleans, La. (Iowa Western CC)
10	Sofian Massoud	QB	70	Jordan Boatman	OL	6-6	310	Jr.	The Woodlands, Texas (College Park HS)
10	Chidozie Nwankwo*	DL	53	Derek Bowman	OL	6-5	280	Fr.	Magnolia, Texas (Magnolia HS)
12	David Anenih****	DL	20	Antonio Brooks	S	5-11	192	So.	Missouri City, Texas (Kilgore College)
12	Ke'Andre Street	IR	82	Matt Byrnes	TE	6-6	235	Fr.	Chicago, Ill. (Iowa Western CC)
13	Jeremy Singleton*	WR	34	Mulbah Car***	RB	5-11	215	Sr.	Austin, Texas (John H. Reagan HS)
13	Sedrick Williams	DL	40	Jordan Carmouche*	LB	6-2	230	Jr.	Manvel, Texas (Navarro JC)
14	Ike Ogbogu	QB	20	KeSean Carter	WR	5-11	190	Jr.	The Woodlands, Texas (Texas Tech)
14	Mannie Nunnery	LB	96	Nelson Ceaser	DL	6-3	245	R-Fr.	Missouri City, Texas (Ridge Point HS)
15	Jaylen Erwin	WR	88	Shane Creamer	TE	6-3	230	Sr.	Del Rio, Texas (Del Rio HS)
15	Mark Wilson	S	52	Almarion Crim	OL	6-3	310	Fr.	Adamsville, Ala. (Minor HS)
16	Holman Edwards	QB	37	Deondre Dansby	S	5-8	170	R-Fr.	Dallas, Texas (South Oak Cliff HS)
16	Jayce Rogers*	CB	1	Nathaniel Dell*	WR	5-10	155	So.	Daytona Beach, Fla. (Independence CC)
17	Seth Green	TE	29	Dylan Dixon	CB	5-6	175	R-Fr.	Houston, Texas (St. Thomas HS)
19	C.J. Guidry	WR	30	Alexander Duke	DL	6-2	235	Jr.	Bellaire, Texas (Bellaire HS)
19	Alex Hogan	CB	81	Darius Edmonds	IR	6-4	205	Fr.	Humble, Texas (Atascocita HS)
20	Antonio Brooks	S	16	Holman Edwards	QB	6-3	210	So.	French Camp, Miss. (East Central CC)
20	KeSean Carter	WR	89	Parker Eichenberger*	TE	6-3	225	Sr.	Katy, Texas (Katy HS)
21	Gleson Sprewell*	S	35	Jalen Emery	CB	5-9	170	Fr.	Pearland, Texas (Shadow Creek HS)
21	Stacey Sneed	RB	15	Jaylen Erwin	WR	5-11	175	Sr.	Charlotte, N.C. (UCLA)
22	Alton McCaskill	RB	63	James Faminu	OL	6-6	320	Fr.	London, England (London Academy)
22	Laine Wilkins*	P	75	Jack Freeman*	OL	6-3	290	So.	Midlothian, Texas (Heritage HS)
23	Cooper LaFebre	QB	43	James Fullbright III	RB	5-6	200	R-Fr.	Waco, Texas (Midway HS)
23	Art Green	CB	25	Anthony Gangi	WR	5-10	180	R-Fr.	Long Island, N.Y. (American Heritage HS)
24	Malik Robinson	LB	51	Jalen Garner	LB	6-1	210	Fr.	Norcross, Ga. (Norcross HS)
25	Anthony Gangi	WR	56	Jacob Garza	K	6-3	210	Fr.	Corpus Christi, Texas (Veterans Memorial HS)
25	D.J. Small*	CB	57	Gavin Gately	LS	6-5	245	So.	Milwaukie, Ore. (College of the Siskiyous)
26	Elijah Gooden**	LB	26	Elijah Gooden**	SAM	6-1	215	Jr.	Boling, Texas (Boling HS)
27	Amaud Willis-Dalton*	LB	80	Dekalen Goodson	TE	6-2	240	So.	Tyler, Texas (John Tyler HS)
28	Thabo Mwaniki*	S	23	Art Green	CB	6-2	200	Jr.	Chesterfield, Mo. (Hutchinson CC)
28	Dante Wynn	CB	17	Seth Green	TE	6-4	240	Sr.	Woodbury, Minn. (Minnesota)
29	Kelan Walker*	RB	34	Demarcus Griffin-Taylor	CB	5-9	170	So.	Riverside, Calif. (Independence CC)
29	Dylan Dixon	CB	19	C.J. Guidry	WR	5-9	175	Fr.	Pearland, Texas (Shadow Creek HS)
30	Alexander Duke*	DL	42	Noah Guzman	S	5-10	200	Jr.	Whittier, Calif. (Bishop Amat HS)
31	Ja'Kori Morgan	IR	92	Logan Hall***	DL	6-6	275	Jr.	Belton, Texas (Belton HS)
31	William White	S	4	Ta'Zhawn Henry	RB	5-7	170	Jr.	Houston, Texas (Texas Tech)
32	Gervarius Owens**	S	87	Jake Herslow	WR	6-0	176	Sr.	Virginia Beach, Va. (Old Dominion)
33	Garrison Vaughn	S	19	Alex Hogan	CB	5-11	190	Jr.	Houston, Texas (Texas Tech)
33	Cash Walker	WR	5	Hasaan Hypolite*	S	5-11	210	So.	Fresno, Texas (Colorado)
34	Mulbah Car****	RB	49	Oliver Jack	LB	6-1	240	Fr.	Houston, Texas (Lamar HS)
34	Demarcus Griffin-Taylor	CB	72	Tank Jenkins	OL	6-3	320	So.	Montgomery, Ala. (Texas A&M)
35	Jalen Emery	CB	61	Benil Johnson	OL	6-3	290	So.	Houston, Texas (Texas A&M-Commerce)
35	Jamel Starks	RB	73	Cam'Ron Johnson	OL	6-4	305	R-Fr.	Houston, Texas (Shadow Creek HS)
36	Mike Welch	S	44	D'Anthony Jones	DL	6-2	285	Jr.	Lawndale, Calif. (Long Beach City College)
37	Deondre Dansby	S	8	Marcus Jones	CB	5-8	185	Sr.	Enterprise, Ala. (Troy)
38	Theron Stroops	CB	23	Cooper LaFebre	QB	5-10	175	Fr.	Lubbock, Texas (Lubbock Cooper HS)
39	Shaun Lewis***	CB	94	Garfield Lawrence	DL	6-4	260	Fr.	Tyler, Texas (Tyler Legacy HS)
40	Jordan Carmouche**	LB	39	Shaun Lewis**	CB	6-0	180	Jr.	Houston, Texas (Westfield HS)
41	Bubba Baxa*	K	41	T.J. Marshall	LB	6-1	195	Fr.	Pearland, Texas (Shadow Creek HS)
41	T.J. Marshall	LB	10	Sofian Massoud	QB	6-1	185	Fr.	Katy, Texas (Cy Lakes HS)
42	Noah Guzman	S	22	Alton McCaskill	RB	6-1	210	Fr.	Conroe, Texas (Oak Ridge HS)

NUMERICAL ROSTER			ALPHABETICAL ROSTER						
NO	NAME	POS	No. Player	Pos.	Ht.	Wt.	Yr.	Hometown (Previous School)	
43	James Fulbright III	RB	84	Cole McGowan*	WR	6-0	190	Sr.	Magnolia, Texas (Magnolia HS)
44	D'Anthony Jones	DL	48	Caleb Mendez	K	5-10	187	Fr.	Pearland, Texas (Pearland HS)
46	Davis Beal	LS	31	Ja'Kori Morgan	IR	6-2	215	So.	Houston, Texas (Clear Lake HS)
47	Dalton Witherspoon***	K	77	Keenan Murphy***	OL	6-3	290	Sr.	Crosby, Texas (Crosby HS)
48	Caleb Mendez	K	3	Donavan Mutin**	LB	6-0	230	Jr.	Spring, Texas (Klein Collins HS)
49	Oliver Jack	LB	28	Thabo Mwaniki*	S	5-11	190	Jr.	Denton, Texas (Oklahoma State)
50	Hakeem Ajijolaiya	DL	95	Jamykal Neal*	DL	6-1	315	Jr.	Charlotte, N.C. (Hutchinson CC)
51	Jalen Garner	LB	58	Ugonna Nnanna	OL	6-4	285	Fr.	Seguin, Texas (Arlington, Texas)
51	Kyle Ramsey*	K	14	Mannie Nunnery	S	6-2	225	R-Fr.	Pearland, Texas (Shadow Creek HS)
52	Almarion Crim	OL	10	Chizdozie Nwankwo	DL	5-11	293	Fr.	Richmond, Texas (Foster HS)
52	Ken Savannah	LB	14	Ike Ogbogu	QB	6-1	210	Jr.	San Jose, Calif. (Bellarmine College Prep)
53	Derek Bowman	OL	54	Blake Okoye	LB	6-2	205	Fr.	Spring, Texas (Klein Collins HS)
54	Joshua Atkins	OL	32	Gervarrius Owens**	S	6-0	200	Jr.	Moore, Okla. (NE Oklahoma A&M)
54	Blake Okoye	LB	0	Derek Parish***	DL/FB	6-2	245	Jr.	Pearland, Texas (Pearland HS)
56	Latrell Bankston	DL	76	Patrick Paul	OL	6-7	315	R-Fr.	Houston, Texas (Jersey Village HS)
56	Jacob Garza	LS	51	Kyle Ramsey*	K	6-3	180	So.	Missouri City, Texas (Ridge Point HS)
57	Gavin Gately	LS	82	Dylan Robinson	WR	6-1	190	Fr.	Humble, Texas (Atascocita HS)
58	Ugonna Nnanna	OL	24	Malik Robinson	LB	6-0	225	Jr.	Snellville, Ga. (Fort Scott CC)
59	Carson Walker	OL	16	Jayce Rogers	CB	5-8	175	Jr.	Valdosta, Ga. (Northwest Mississippi CC)
60	Trevonte Sylvester	OL	65	Kody Russey	OL	6-2	292	Sr.	Burleson, Texas (Louisiana Tech)
61	Benil Johnson	OL	52	Ken Savannah	LB	5-11	220	R-Fr.	Stafford, Texas (Stafford HS)
63	James Faminu	OL	83	Peyton Sawyer	WR	5-11	173	So.	League City, Texas (Clear Spring HS)
64	Dennis Bardwell***	OL	13	Jeremy Singleton**	WR	6-0	185	Jr.	New Orleans, La. (Brother Martin HS)
65	Kody Russey	OL	25	D.J. Small	CB	5-10	185	Jr.	Dickinson, Texas (Dickinson HS)
66	Billy Thursland	OL	8	Chandler Smith*	RB	5-6	184	Sr.	Spring, Texas (Oak Ridge HS)
70	Jordan Boatman*	OL	21	Stacey Sneed	RB	5-11	175	Fr.	Arlington, Texas (Mansfield Timbeview HS)
71	Max Banes*	OL	21	Gleson Sprewell*	S	6-2	195	Sr.	Surprise, Ariz. (Mesa CC)
72	Tank Jenkins	OL	35	Jamel Starks	RB	5-10	187	Fr.	Decatur, Ga. (Louisville)
73	Cam'Ron Johnson	OL	9	JoVanni Stewart*	LB	5-9	190	Sr.	Katy, Texas (West Virginia)
74	Reuben Unije*	OL	12	Ke'Andre Street	IR	6-3	200	R-Fr.	Tyler, Texas (John Tyler HS)
75	Jack Freeman*	OL	38	Theron Stroops	CB	6-1	190	Fr.	Lancaster, Texas (Lancaster HS)
76	Patrick Paul	OL	60	Trevonte Sylvester	OL	6-5	270	Fr.	Breaux Bridge, La. (Breaux Bridge HS)
77	Keenan Murphy***	OL	98	Rafal Szymanski	DL	6-4	235	Fr.	Olshzyn, Poland (New Mexico Military Institute)
79	Chayse Todd	OL	66	Billy Thursland	OL	6-0	280	Fr.	Houston, Texas (Heights HS)
80	Dekalen Goodson	TE	79	Chayse Todd	OL	6-2	300	R-Fr.	Crosby, Texas (Crosby HS)
81	Darius Edmonds	IR	85	Christian Trahan***	TE	6-3	245	Jr.	Sulphur, La. (Sulphur HS)
82	Matt Byrnes	TE	3	Clayton Tune***	QB	6-3	215	Jr.	Carrollton, Texas (Hebron HS)
82	Dylan Robinson	WR	74	Reuben Unije*	OL	6-5	305	R-So.	Bradenton, Fla. (Coahoma CC)
83	Peyton Sawyer	WR	33	Garrison Vaughn*	S	6-2	198	So.	Belton, Texas (Belton HS)
84	Cole McGowan**	WR	86	Khiyon Wafer	WR	6-1	180	Fr.	Frisco, Texas (Independence HS)
85	Christian Trahan***	TE	59	Carson Walker	OL	6-4	315	Fr.	Midlothian, Texas (Heritage HS)
86	Khiyon Wafer	WR	33	Cash Walker	WR	5-11	175	Fr.	Argyle, Texas (Argyle HS)
87	Jake Herslow	WR	29	Kelan Walker	RB	5-11	225	So.	DeSoto, Texas (DeSoto HS)
88	Shane Creamer**	TE	36	Mike Welch	S	5-10	190	Fr.	Dickinson, Texas (Dickinson HS)
89	Parker Eichenberger**	TE	31	William White	S	6-0	180	Fr.	Carrollton, Texas (Hebron HS)
92	Logan Hall***	DL	22	Laine Wilkins*	P	6-2	210	Fr.	Perth, Australia (Prokick Australia)
93	Atlas Bell*	DL	6	Damarion Williams**	CB	5-11	180	Sr.	Atlanta, Ga. (Highland CC)
94	Garfield Lawrence	DL	13	Sedrick Williams	DL	6-1	275	Jr.	Houma, La. (Kilgore College)
95	Jamykal Neal*	DL	27	Amaud Willis-Dalton*	LB	6-1	200	Jr.	Cypress, Texas (Cypress Ranch HS)
96	Nelson Ceaser	DL	15	Mark Wilson	S	6-0	170	Fr.	Houston, Texas (Clear Lake HS)
98	Rafal Szymanski	DL	47	Dalton Witherspoon***	K	5-9	175	Sr.	Moore, Okla. (NE Oklahoma A&M)
99	Justin Beadles	DL	28	Dante Wynn	CB	6-0	175	Fr.	Nashville, Tenn. (Ensworth HS)

PRONUNCIATION GUIDE

Hakeem AJIJOLAIYAAh-jji-o-laya	SOFIAN MASSOUDSo-Fee-an Ma-Sued	Blake OKOYE.....Oh-Koy-yay	DAMARION Williams.....Duh-marion
DEONTAY AndersonDee-on-tay	JA'KORI MorganJa-Corey	GLESon Sprewell.....Glee-son	
David ANENIH.....uh-Ninny	Donavan MUTINmutan (mutant)	THERON StroopsTha-ron	
MULBAH Car.....Mull-Buh	THABO MWANIKITaw-bo Mwah-nee-kee	RAFAL SZYMANSKIRa-fall Zuh-man-Skee	
Jordan CARMOUCHE.....Car-Mooch	UGONNA NNANNAYou-Gone-Uh Naan-uh	Christian TRAHAN.....Tray-han	
Parker EICHENBERGERIke-In-Burger	Mannie NUNNERYNun-er-ree	Reuben UNIJE.....UN-nee-jee	
DEKALEN GoodsonDuh-Kalen	CHIDOZIE NWANKWOChi-Doz-ee Nwah-Co	KHIYON Wafer.....Chi-yon	
TAZHAWN Henry.....Tay-Zon	Ike OGBOGU.....Oh-bog-you	KELAN Walker.....Ke-lin	

DEPTH CHART (PROBABLE STARTERS)

OFFENSE

WR	87	Jake Herslow (6-0, 176, Sr.)
	12	Ke'Andre Street (6-3, 200, R-Fr.)
WR	13	Jeremy Singleton (6-0, 185, Jr.)
	15	Jaylen Erwin (5-11, 175 Sr.)
LT	76	Patrick Paul (6-7, 315, R-Fr.)
	58	Ugonna Nnanna (6-4, 285, Fr.)
LG	77	Keenan Murphy (6-3, 290, Sr.)
	73	Cam'Ron Johnson (6-4, 305, R-Fr.)
C	65	Kody Russey (6-2, 292, Sr.)
	75	Jack Freeman (6-3, 295, So.)
RG	72	Tank Jenkins (6-3, 320, So.)
	71	Max Banes (6-5, 310, So.)
RT	64	Dennis Bardwell (6-6, 305, Sr.)
	70	Jordan Boatman (6-6, 310, Jr.)
WR	1	Nathaniel Dell (5-10, 155, So.)
	84	Cole McGowan (5-11, 187, Sr.)
TE	85	Christian Trahan (6-3, 245, Jr.)
	17	Seth Green (6-4, 240, Sr.)
QB	3	Clayton Tune (6-3, 215, Jr.)
	14	Ike Ogbogu (6-1, 210, Jr.)
RB	22	Alton McCaskill (6-1, 210, Fr.)
	4	Ta'Zhawn Henry (5-7, 170, Jr.)

DEFENSE

BANDIT	0	Derek Parish (6-2, 245, Jr.)
	96	Nelson Ceaser (6-3, 245, R-Fr.)
DT	92	Logan Hall (6-6, 275, Jr.)
	93	Atlas Bell (6-1, 260, Jr.)
NG	10	Chidozie Nwankwo (5-11, 293, Fr.)
	95	Jamykal Neal (6-1, 315, Jr.)
DE	12	David Anenih (6-3, 249, Sr.)
	44	D'Anthony Jones (6-2, 285, Jr.)
WILL	2	Deontay Anderson (6-2, 230, Sr.)
	14	Mannie Nunnery (6-2, 225, R-Fr.)
MIKE	3	Donavan Mutin (6-0, 230, Jr.)
	24	Malik Robinson (6-0, 225, Jr.)
NB	9	JoVanni Stewart (5-9, 190, Sr.)
	27	Amaud Willis-Dalton (6-1, 200, Jr.)
CB	8	Marcus Jones (5-8, 185, Sr.)
	23	Art Green (6-2, 200, Jr.)
FS	32	Gervarius Owens (6-0, 200, Jr.)
	28	Thabo Mwaniki (5-11, 190, Jr.)
BS	5	Hasaan Hypolite (5-11, 210, So.)
	21	Gleson Sprewell (6-2, 195, Sr.)
CB	6	Damarion Williams (5-11, 180, Sr.)
	16	Jayce Rogers (5-8, 175, Jr.)

SPECIALISTS

K	47	Dalton Witherspoon (5-9, 170, Sr.)
	41	Bubba Baxa (6-0, 215, Jr.)
P	22	Laine Wilkins (6-2, 210, Fr.)
	47	Dalton Witherspoon (5-9, 170, Sr.)
KOS	41	Bubba Baxa (6-0, 215, Jr.)
	47	Dalton Witherspoon (5-9, 170, Sr.)
	51	Kyle Ramsey (6-3, 180, So.)

KR	8	Marcus Jones (5-8, 185, Sr.)
	1	Nathaniel Dell (5-10, 155, So.)
PR	8	Marcus Jones (5-8, 185, Sr.)
	6	Damarion Williams (5-11, 180, Sr.)
LS	57	Gavin Gately (6-5, 245, So.)
	56	Jacob Garza (6-3, 200, Fr.)
H	22	Laine Wilkins (6-2, 210, Fr.)
	46	Davis Beal (6-0, 205, R-Fr.)

DANA HOLGORSEN FILE

Hometown	Mount Pleasant, Iowa
Children	Logan, McClayne, Karlryn
High School	Mount Pleasant Community High School, 1989
College	Iowa Wesleyan, 1993

COACHING HISTORY

Year	School	Position
2019-	Houston	Head Coach
2011-18	West Virginia	Head Coach
2010	Oklahoma State	Off. Coordinator/QBs
2008-09	Houston	Off. Coordinator/QB
2005-07	Texas Tech	Co-OC/Inside WRs
2004-07	Texas Tech	Inside WRs
1999	Wingate	Quarterbacks/Wide Receivers
1996-98	Mississippi College	Quarterbacks/Wide Receivers/ST
1993-95	Valdosta State	Quarterbacks/Wide Receivers/ST

RECORD AGAINST OPPONENTS

Opponent	W	L	PCT.
Alabama	0	1	.000
Arizona State	1	0	1.000
Baylor	5	2	.714
Bowling Green	1	0	1.000
BYU	1	1	.500
Cincinnati	1	2	.333
Clemson	1	0	1.000
Delaware State	1	0	1.000
ECU	2	0	1.000
Georgia Southern	1	0	1.000
Georgia State	1	0	1.000
Grambling	1	0	1.000
Hawaii	0	1	.000
Iowa State	5	2	.714
James Madison	1	0	1.000
Kansas	6	1	.857
Kansas State	3	4	.429
Liberty	1	0	1.000
Louisville	0	1	.000
LSU	0	1	.000
Marshall	2	0	1.000
Maryland	4	1	.800
Memphis	1	2	.333
Miami (Fla.)	0	1	.000
Missouri	1	0	1.000
Navy	2	1	.667
Norfolk State	1	0	1.000
North Texas	1	0	1.000
Oklahoma	0	7	.000
Oklahoma State	2	5	.286
Pittsburgh	1	0	1.000
Prairie View A&M	1	0	1.000
Rice	1	0	1.000
Rutgers	1	0	1.000
SMU	1	1	.500
Syracuse	0	3	.000
TCU	3	4	.429
Temple	1	0	1.000
Tennessee	1	0	1.000
Texas	4	3	.571
Texas A&M	0	1	.000
Texas Tech	5	3	.625
Towson	1	0	1.000
Tulane	2	1	.667
Tulsa	2	0	1.000
UCF	0	2	.000
UConn	3	0	1.000
USF	3	0	1.000
Utah	0	1	.000
Virginia Tech	0	1	.000
Washington State	0	1	.000
William & Mary	1	0	.000
Youngstown State	2	0	1.000



HEAD COACH DANA HOLGORSEN

THIRD SEASON AT HOUSTON (18-14) | 11TH SEASON OVERALL (79-55)

• Dana Holgorsen was named head coach at Houston on Jan. 1, 2019, after eight seasons as head coach at West Virginia. Holgorsen closed his tenure at West Virginia as the second-winningest coach in Mountaineer history with an eight-year record of 61-41. His 61 wins trailed only College Football Hall of Famer Don Nehlen for most wins in West Virginia history.

• He led the Mountaineers to bowl games in seven of his eight seasons including each of the last five seasons. His first season at West Virginia ended with a 70-33 rout of Clemson in the Orange Bowl. Throughout his career, Holgorsen has had 21 players earn All-America honors, win 10 national awards and 14 national award finalist honors.

• He has displayed his ability to prepare players for the next level as West Virginia had 10 NFL draft picks in first three rounds in the past seven years, second most in Big 12 with at least one Top-15 draft pick in four of the past seven years. In all, he had four NFL Top-15 draft picks during the past seven years, the most in the Big 12, and 20 players drafted in seven years at WVU, tied for second-most in the Big 12 during that span.

• An offensive genius, his passing offenses and total offensive output have ranked in the Top 10 nationally all but four years during the 14-year span since he became offensive coordinator at Texas Tech in 2005. He's had eight quarterbacks pass for 4,000 or more yards and 10 throw for 30 or more touchdowns in a season with 20 receivers finishing with 1,000 or more yards in a season, including 11 finish with 90 or more receptions and 16 finish with double figure TD receptions in a season. He is the only coach in West Virginia history to have coached a team with at least 450 rushing yards in a game (Oklahoma, 2012) and at least 450 yards passing in a game (six times).

• West Virginia has been ranked in both major polls at least one week in seven of his eight years including the entire 2018 season with several weeks inside the top 10. He had 10 wins over Top 25 opponents in his eight-year tenure at WVU.

• Holgorsen had a successful first season at WVU in 2011, coaching the Mountaineers to a 10-3 record, the Big East championship and a 70-33 Orange Bowl rout of Clemson. The victory was WVU's third Bowl Championship Series championship in school history and earned Holgorsen the First-Year Coach of the Year award by the Football Writers Association of America.

• Before West Virginia, Holgorsen spent the 2010 season as offensive coordinator at Oklahoma State. He was a finalist for the 2010 Broyles Award, given to the nation's top assistant, and also named the Rivals.com Offensive Coordinator of the Year. The Cowboys led the nation in total offense during the regular season and finished No. 2 in passing offense and No. 3 in total and scoring offense. OSU averaged 520.23 yards per game in total offense, including 345.9 passing yards and 44.23 points per game..

• Postseason accolades rolled in for Holgorsen's offensive players as quarterback Brandon Weeden became the first OSU passer to earn first team all-Big 12 honors. He was a finalist for the Manning Award, given to the top quarterback in the nation. Receiver Justin Blackmon won the 2010 Biletnikoff Award, given to the top receiver in the nation, and running back Kendall Hunter was a finalist for the Doak Walker Award, given to the nation's top running back. Weeden, Hunter and Blackmon became only the second trio in NCAA history to pass for at least 3,000 yards, run for more than 1,500 yards and finish with more than 1,500 yards receiving in the same season.

• During his two-year tenure with Houston, his offenses put up explosive numbers, accounting for 563 yards of total offense per game, passing for 433.7 yards per game and totaling more than 42.2 points per game. His offense ranked No. 3 in total offense in 2008 and No. 1 in 2009. His quarterback, Case Keenum, led the nation in total offense in 2008 and 2009, totaling 403.2 yards per game as a sophomore and 416.4 yards his junior season. He also ranked among the Top 10 nationally in pass efficiency both years.

• Before his two-year stint with the Cougars, Holgorsen was a member of the coaching staff at Texas Tech from 2000-07, serving as the inside receivers coach from 2000-04, before being elevated to co-offensive coordinator in 2005 and offensive coordinator in 2006-07. During his time in Lubbock, his offenses increased the amount of yardage from 324.8 yards of total offense to 529.6, an increase of more than 200 yards per game.

• In his two years as offensive coordinator, his squad was nationally ranked No. 8 in 2006 and No. 3 in 2007. In 2007, Texas Tech led the nation in passing (470.31), was No. 2 in total offense (529.62) and was No. 7 in scoring offense (40.9). Quarterback Graham Harrell led the nation in total offense and Biletnikoff Award winner Michael Crabtree led the nation in receptions per game and receiving yards per game. In 2006, the Red Raiders ranked No. 3 nationally in passing offense and No. 6 in total offense. Harrell once again was outstanding, finishing No. 3 nationally in total offense with 344.38 yards per game. Texas Tech led the nation in passing in 2005, was No. 4 in scoring offense (39.4) and No. 6 in total offense (495.83)

• Holgorsen also spent time at Valdosta State (1993-95) as the quarterbacks, receivers and special teams coach, Mississippi College (1996-98) as the quarterbacks, receivers and special teams coach and at Wingate (1999) as the quarterbacks and receivers coach. While at Valdosta State in 1994, Chris Hatcher won the Harlon Hill Trophy, the NCAA Division II Player of the Year award, by the second largest vote margin in the 17-year history of the award. Hatcher won the award after throwing for 4,076 yards and 55 touchdowns, against just 10 interceptions, while completing 367 of 508 passes. Hatcher led Division II in passing efficiency during the regular season and directed VSU to its first Division II post-season appearance.

HOLGORSEN YEAR-BY-YEAR RECORD

Year	School	Overall	Home	Away	Neutral	Conf.	Finish	Bowl
2011	West Virginia	10-3	5-2	4-1	1-0	5-2	T-1st - Co-Big East Champion	Orange
2012	West Virginia	7-6	4-3	2-2	1-1	4-5	T-5th	Pinstripe
2013	West Virginia	4-8	3-3	1-5	0-0	2-7	7th	--
2014	West Virginia	7-6	3-3	4-1	0-2	5-4	T-4th	Liberty
2015	West Virginia	8-5	6-1	1-4	1-0	4-5	T-5th	Cactus
2016	West Virginia	10-3	6-1	4-1	0-1	7-2	T-2nd	Russell Athletic
2017	West Virginia	7-6	4-2	3-2	0-2	5-4	T-4th	Heart of Dallas
2018	West Virginia	8-4	5-1	2-2	1-1	6-3	T-3rd	Camping World
2019	Houston	4-8	1-4	3-3	0-1	2-6	T-5th - West Div.	--
2020	Houston	3-5	2-2	1-2	0-1	3-4	6th	New Mexico
2021	Houston	11-1	5-0	6-0	0-1	8-0	--	--
TOTAL	11th season	79-55	44-22	31-23	4-10	51-42	1 Conf. Championship	8 Bowls



TDECU STADIUM

BERT F. WINSTON BAND COMPLEX

A 39,089-square foot building on the east end of TDECU Stadium housing the Spirit of Houston Band Recital Halls and classroom spaces, Coach Bill Yeoman Hall and the UH Athletics Ticket Office.

COACH BILL YEOMAN HALL

A 2,000-square foot tribute area to University of Houston history located on the northeast corner of TDECU Stadium. Serves as a gameday club for ticket holders in section 129 and north side loge boxes.

DORIS NANTZ PRESS BOX

The Doris Nantz Press Box contains seats for 70 working media along with a press dining area and a wired photographer work room.

FIELD SURFACE

The synthetic surface installed at TDECU Stadium is the S5-M manufactured by UBU. S5-M, a Speed Series product, is a slit-film turf blade with a sand/rubber combination for infill. It is the same surface installed at the Houston Football practice facility. The turf is designed to host a multitude of events, including but not limited to, high school football games, band practice, specific UH intramural events, etc.

LEGENDS PLAZA

A plaza area recognizing the proud tradition of Houston Football at the northeast corner of TDECU Stadium.

LOCKER ROOM (HOME)

State-of-the-art 5,000-square foot home locker room located at the southeast corner of TDECU Stadium. Views exclusive to the club area give those fans an opportunity to watch team members travel from the locker room to the field level.

LOCKER ROOM (VISITOR)

Located at the west end of the stadium with a field entrance in the northwest corner of TDECU Stadium. Multi-functional locker room can be split and serve two separate teams simultaneously.

ORIENTATION OF STADIUM

East-to-west giving fans and television audiences a spectacular view of the downtown Houston skyline while also keeping in line with the University's grid system and creating more efficient parking. Sun and shade studies were also conducted to improve the best level of comfort for Houston fans and not affect student-athletes.

PARTY PATIOS

Four (4) open-air lower bowl party decks with 24 armchairs (20 inches wide). Both the east and west lower bowl end zones contain a party deck with two located on the north lower bowl sideline.

PREMIUM SEATING

Consists of 5,000 of the 40,000 seats in the TDECU Stadium.

Club Area - The stylish club area is the ultimate Houston Football experience. With 12,400 square feet of multi-purpose club area overlooking the field of play, fans with access to the club area enjoy upscale food and drinks while receiving first-class hospitality on game days. The climate-controlled area also feature high-definition televisions and private restrooms. The area is also available to host special events, meetings and classes.

Suites - Spanning from end zone to end zone on the south side of TDECU Stadium with a view of downtown Houston, 26 premium suites each containing 12 outside padded arm chairs, four inside bar stools and entertainment area. Houston fans enjoy comfort and style in these 325-square foot suites with individual upscale service and amenities.

Loge Boxes - 42 loge boxes each containing four seats and high-definition monitors located throughout the stadium.

Club Seats - 766 armchair style padded club seats that are 22 inches wide and located in the lower bowl of TDECU Stadium.

Additional Premium Seating - 2,778 armchair seats that are 20 inches wide and 1,210 benches with backs with the majority located in the lower bowl of TDECU Stadium.

SUITE DECKS

Two (2) open-air party suites located on the suite level positioned at each end (east and west end) of the suites. Each open-air suite contains 60 padded armchairs (21 inches wide).

TICKET OFFICE

The University of Houston Athletics Ticket Office is located on the northeast corner of TDECU Stadium facing Cullen Blvd. The facility has eight exterior ticket-selling windows along with two interior windows in the ticket office lobby in close proximity to the stadium parking garage.

VIDEO BOARD

State-of-the-art HD-video board located on the west end of TDECU Stadium. Sized at 2,584 square feet (38 feet high, 68 feet wide), the board was designed by Panasonic using Nichia technology.

QUICK FACTS

First Game	Aug. 29, 2014 vs. UTSA
Playing Surface	Synthetic Turf
Groundbreaking	Feb. 8, 2013
Naming Rights Announcement	July 8, 2014
Capacity	40,000
Suites	26
Loge Boxes	42
Architects	Page and DLR Group
Construction Company	Manhattan
Construction Cost	\$125 million
Record at TDECU Stadium	35-12 (.745)
Largest Win	70-14 vs. Texas Southern (9/22/18)

Address: 3874 HOLMAN • HOUSTON, TX • 77004

THE LAST TIME

INDIVIDUAL

Rushed for 100 yards

UH: 129, Alton McCaskill, at Temple, 11/13/21
Opp.: 184, Gerrid Doaks; 104, Desmond Ridder, at Cincinnati, 11/7/20

Rushed for 200 yards

UH: 210, Charles Sims vs. North Texas, 10/6/12
Opp.: 210, Ryquell Armstead, Temple, 11/10/18

Passed for 300 yards

UH: 301, Clayton Tune, at UConn, 11/27/21
Opp.: 305, Tanner Mordecai, SMU, 10/30/21

Passed for 400 yards

UH: 412, Clayton Tune, vs. SMU, 10/30/21
Opp.: 400, Zach Wilson, BYU, 10/16/20

Passed for 500 yards or more

UH: 580, David Piland vs. Louisiana Tech, 9/8/12
Opp.: 605, Alan Bowman, Texas Tech, 9/15/18

Had 100 yards receiving

UH: 111, Jake Herslow, 100, Jeremy Singleton, at UConn, 11/27/21
Opp.: 103, Calvin Austin III, Memphis, 11/19/21

Had 200 yards receiving

UH: 211, Marquez Stevenson vs. SMU, 10/24/19

Returned a punt for a touchdown

UH: Marcus Jones, vs. Navy, 9/25/21 (73 yards)
Opp.: Dez Bryant, Oklahoma State, 9/12/09 (82 yards)

Returned a kickoff for a touchdown

UH: Marcus Jones vs. SMU, 10/30/21 (100 yards)
Opp.: Brian Battie, USF, 11/6/21 (100 yards)

Returned an interception for a touchdown

UH: Gervarius Owens at Tulsa, 10/1/21 (45 yards)
Opp.: Bentlee Sanders, USF, 11/14/20 (38 yards)

Returned a fumble for a touchdown

UH: Derek Parish, vs. USF, 10/31/20 (85 yards)
Opp.: Jaylon Allen, Memphis, 12/12/20 (85 yards)

Returned a blocked field goal for a TD

UH: Alexander Myres vs. Fresno State, 12/24/17 (94 yards)
Opp.: Alex Lyons, Rice, 9/21/13 (62 yards)

Returned a missed field goal for a TD

UH: Brandon Wilson vs. Oklahoma, 9/3/16 (100 yards)
Opp.: Never

Returned a blocked punt for a touchdown

UH: Cole McGowan, Memphis, 11/16/19 (0 yards)
Opp.: Kinny Spotwood, Tulsa, 10/1/05 (23 yards)

Rushed for three touchdowns

UH: 3, Alton McCaskill, at USF, 11/6/21
Opp. 3, Desmond Ridder, Cincinnati, 11/7/20

Threw three touchdown passes

UH: 4, Clayton Tune, at UConn, 11/27/21
Opp.: 3, Tanner Mordecai, SMU, 10/30/21

Caught three touchdown passes

UH: 3, Nathaniel Dell vs. SMU, 10/30/21
Opp.: 3, Dax Milne, BYU, 10/20/20

Kicked three field goals

UH: 3, Dalton Witherspoon vs. SMU, 10/30/21
Opp. 3, Andrew Osteen, UCF, 10/31/20

Had a 70-yard run from scrimmage

UH: 97, Ta'Zawn Henry, at USF, 11/6/21
Opp.: 72, Gerrid Doaks, Cincinnati, 11/7/20

Had a 70-yard pass completion

UH: 96, Clayton Tune to Marquez Stevenson vs. SMU, 10/24/19
Opp.: 75, Chevan Cordeiro to Calvin Turner, Hawaii, 12/24/20

Had 50-yard field goal

UH: 50, Dalton Witherspoon, vs. SMU, 10/30/21
Opp: 52, Jake Verity, ECU, 11/4/17

TEAM

Rushed for 300 yards

UH: 319, vs. USF, 11/14/20
Opp: 342, Cincinnati, 11/7/20

Rushed for 400 yards

UH: 496, vs. Louisville, 9/28/85
Opp: 447, Navy, 11/30/19

Had two 100-yard rushers

UH: Ta'Zawn Henry (130) & Alton McCaskill (125), at USF, 11/6/21
Opp: Gerrid Doaks (184) & Desmond Ridder (103), Cincinnati, 11/7/20

Passed for 300 yards

UH: 323, at UConn, 11/27/21
Opp: 305, SMU, 10/30/21

Passed for 400 yards

UH: 412, vs. SMU, 10/30/21
Opp.: 400, BYU, 10/16/20

Passed for 500 yards

UH: 580 vs. Louisiana Tech, 9/8/12
Opp: 605, Texas Tech, 9/15/18

Gained 500 yards of total offense

UH: 646, at USF, 11/6/21
Opp.: 510, at Cincinnati, 11/7/20

Gained 600 yards of total offense

UH: 646, at USF, 11/6/21
Opp: 681, UCF, 10/31/20

Recorded 30 first downs

UH: 30, at USF, 11/6/21
Opp: 32, UCF, 10/31/20

Scored 50 points

UH: 54, at USF, 11/6/21
Opp.: 56, Navy, 11/30/19

Scored a safety

UH: at USF, 11/6/21
Opp.: UCF, 11/2/19

Posted a shutout

UH: 45-0 vs. Grambling, 9/18/21
Opp.: 48-0, Texas, 9/23/00

Held under 100 yards rushing

UH: 77, vs. SMU, 10/30/21
Opp: 82, UConn, 11/27/21

Held opponent under 100 yards passing

UH: 98, Navy, 9/25/21
Opp: 85, Army West Point, 12/22/18

Held an opponent under 200 total yards

UH: 102 vs. Grambling, 9/18/21
Opp.: 195, Louisville, 11/16/13

Blocked a punt

UH: Memphis, 11/19/21
Opp: Temple, 11/10/18

Blocked a field goal

UH: at UConn, 11/27/21
Opp: Tulsa, 11/22/14

Blocked an extra point attempt

UH: vs. SMU, 10/30/21
Opp.: Temple, 11/13/21

Had no turnovers

UH: at USF, 11/6/21
Opp.: UConn, 11/27/21

2021 RESULTS (OVERALL: 11-1 THE AMERICAN: 8-0 HOME: 5-0 AWAY: 6-0 NEUTRAL: 0-1)										
Date	CFP/AP/C	Opponent (Rank)	TV	Site	Result	Attend.	Top Passer	Top Rusher	Top Receiver	Top Tackler
Sept. 4	(NA/RV/RV)	Texas Tech (NA/NR/NR)	ESPN	NRG Stadium	L, 21-38	43,478	Tune (174)	Car (37)	Dell (80)	Mutin (8)
Sept. 11	(NA/NR/NR)	at Rice (NA/NR/NR)	CBS SN	Rice Stadium	W, 44-7	26,253	Tune (236)	Tune (49)	Dell (87)	Hall (8)
Sept. 18	(NA/NR/NR)	Grambling (NA/NR/NR)	ESPN+	Houston, Texas	W, 45-0	22,998	Ogbogu (196)	McCaskill (114)	Dell (134)	Mutin (7)
Sept. 25	(NA/NR/NR)	Navy (NA/NR/NR)	ESPNU	Houston, Texas	W, 28-20	25,054	Tune (257)	McCaskill (74)	Trahan (65)	Parish (12)
Oct. 1	(NA/NR/NR)	at Tulsa (NA/NR/NR)	ESPN	Tulsa, Okla.	W, 45-10	15,890	Tune (241)	McCaskill (77)	Dell (82)	Anderson (5)
Oct. 7	(NA/NR/NR)	at Tulane (NA/NR/NR)	ESPN	New Orleans, La.	W, 40-22	15,026	Tune (288)	McCaskill (93)	Carter (69)	Williams (9)
Oct. 23	(NA/RV/RV)	ECU (NA/NR/NR)	ESPNU	Houston, Texas	W, 31-24 (OT)	22,925	Tune (169)	McCaskill (60)	Trahan (68)	Mutin (9)
Oct. 30	(NA/RV/RV)	SMU (NA/19/16)	ESPN2	Houston, Texas	W, 44-37	25,676	Tune (412)	Henry (49)	Dell (165)	Hogan (8)
Nov. 6	(NR/20/19)	at USF (NR/NR/NR)	ESPNU	Tampa, Fla.	W, 54-42	28,667	Tune (385)	Henry (130)	Dell (164)	Hypolite (7)
Nov. 13	(NA/17/17)	at Temple (NR/NR/NR)	ESPN+	Philadelphia, Pa.	W, 37-8	18,440	Tune (224)	McCaskill (129)	Green (74)	Mutin (8)
Nov. 19	(24/17/17)	Memphis (NR/NR/NR)	ESPN2	Houston, Texas	W, 31-13	28,712	Tune (264)	Henry (73)	Dell (100)	Anderson (8)
Nov. 27	(24/19/16)	at UConn (NR/NR/NR)	CBS SN	East Hartford, Conn.	W, 45-17	12,685	Tune (301)	McCaskill (54)	Herslow (111)	Owens (7)
Dec. 4	(NA/16/16)	at Cincinnati (NA/4/4)	CBS SN	Cincinnati, Ohio						

TEAM STATISTICS

TEAM STATISTICS	HOU	OPP
SSCORING	465	238
Points Per Game	38.8	19.8
Points Off Turnovers	79	47
FIRST DOWNS	264	187
Rushing	86	69
Passing	157	93
Penalty	21	25
RUSHING YARDAGE	1795	1167
Yards gained rushing	2126	1532
Yards lost rushing	331	365
Rushing Attempts	445	385
Average Per Rush	4.0	3.0
Average Per Game	149.6	97.2
TDs Rushing	27	11
PASSING YARDAGE	3269	2304
Comp-Att-Int	264-391-9	198-359-14
Average Per Pass	8.4	6.4
Average Per Catch	12.4	11.6
Average Per Game	272.4	192.0
TDs Passing	28	14
TOTAL OFFENSE	5064	3471
Total Plays	836	744
Average Per Play	6.1	4.7
Average Per Game	422.0	289.2
KICK RETURNS: #-Yards	33-733	36-838
PUNT RETURNS: #-Yards	27-382	7-50
INT RETURNS: #-Yards	14-210	9-76
KICK RETURN AVERAGE	22.2	23.3
PUNT RETURN AVERAGE	14.1	7.1
INT RETURN AVERAGE	15.0	8.4
FUMBLES-LOST	9-2	20-8
PENALTIES-Yards	77-766	67-544
Average Per Game	63.8	45.3
PUNTS-Yards	50-2158	73-2882
Average Per Punt	43.2	39.5
Net punt average	40.6	33.7
KICKOFFS-Yards	82-4908	52-2883
Average Per Kick	59.9	55.4
Net kick average	36.5	35.1
TIME OF POSSESSION/Game	33:09	26:36
3RD-DOWN Conversions	72/168	44/163
3rd-Down Pct	43%	27%
4TH-DOWN Conversions	14/20	12/25
4th-Down Pct	70%	48%
SACKS BY-Yards	43-263	29-223
MISC YARDS	0	0
TOUCHDOWNS SCORED	61	30
FIELD GOALS-ATTEMPTS	13-21	9-12
ON-SIDE KICKS	1-1	0-0
RED-ZONE SCORES	(45-51) 88%	(21-28) 75%
RED-ZONE TOUCHDOWNS	(36-51) 71%	(13-28) 46%
PAT-ATTEMPTS	(58-59) 98%	(27-28) 96%
ATTENDANCE	125365	116961
Games/Avg Per Game	5/25073	6/19494
Neutral Site Games		1/43478

RUSHING

Name	G	Att	Gain	Loss	Net	Avg	TD	Long	Avg/G
McCASKILL, Alton	12	162	885	41	844	5.2	16	36	70.3
HENRY, Ta'Zawn	11	102	527	24	503	4.9	7	97	45.7
CAR, Mulbah	11	51	206	10	196	3.8	0	17	17.8
SMITH, Chandler	10	29	122	5	117	4.0	2	15	11.7
TUNE, Clayton	12	75	291	201	90	1.2	2	42	7.5
MUTIN, Donovan	11	1	38	0	38	38.0	0	38	3.5
STARKS, Jamel	3	1	6	0	6	6.0	0	6	2.0
CARTER, KeSean	9	1	6	0	6	6.0	0	6	0.7
DELL, Nathaniel	12	1	5	0	5	5.0	0	5	0.4
JONES, Marcus	12	2	4	0	4	2.0	0	4	0.3
OGBOGU, Ike	6	11	36	32	4	0.4	0	10	0.7
EDWARDS, Holman	1	1	0	2	-2	-2.0	0	0	-2.0
Team	12	8	0	16	-16	-2.0	0	0	-1.3
Total.....	12	445	2126	331	1795	4.0	27	97	149.6
Opponents.....	12	385	1532	365	1167	3.0	11	44	97.2

PASSING

Name	G	Effic	Comp-Att-Int	Pct	Yds	TD	Long	Avg/G
TUNE, Clayton	12	160.14	244-354-8	68.9	3013	26	55	251.1
OGBOGU, Ike	6	131.73	20-35-1	57.1	256	2	37	42.7
Team	12	0.00	0-2-0	0.0	0	0	0	0.0
Total.....	12	156.78	264-391-9	67.5	3269	28	55	272.4
Opponents.....	12	114.13	198-359-14	55.2	2304	14	50	192.0

RECEIVING

Name	G	No	Yds	Avg	TD	Long	Avg./G
DELL, Nathaniel	12	71	1027	14.5	11	55	85.6
TRAHAN, Christian	12	34	368	10.8	2	40	30.7
SINGLETON, Jeremy	12	26	470	18.1	5	55	39.2
HERSLOW, Jake	12	26	358	13.8	3	49	29.8
CARTER, KeSean	9	26	331	12.7	1	29	36.8
HENRY, Ta'Zawn	11	19	104	5.5	0	30	9.5
McCASKILL, Alton	12	17	98	5.8	1	35	8.2
ERWIN, Jaylen	12	14	188	13.4	1	35	15.7
GREEN, Seth	12	12	134	11.2	3	25	11.2
JONES, Marcus	12	10	109	10.9	1	47	9.1
CAR, Mulbah	11	4	26	6.5	0	12	2.4
SAWYER, Peyton	9	3	41	13.7	0	16	4.6
EICHENBERGER, Parker	12	1	10	10.0	0	10	0.8
CREAMER, Shane	6	1	5	5.0	0	5	0.8
Total.....	12	264	3269	12.4	28	55	272.4
Opponents.....	12	198	2304	11.6	14	50	192.0

PUNT RETURNS

Name	No.	Yds	Avg	TD	Long
JONES, Marcus	25	360	14.4	2	73
MORGAN, Ja’Kori	1	7	7.0	0	0
NUNNERY, Mannie	1	9	9.0	0	0
GOODEN, Elijah	0	6	0.0	0	6
Total.....	27	382	14.1	2	73
Opponents.....	7	50	7.1	0	15

KICK RETURNS

Name	No.	Yds	Avg	TD	Long
DELL, Nathaniel	12	190	15.8	0	33
JONES, Marcus	11	418	38.0	2	100
HENRY, Ta’Zhawn	5	77	15.4	0	35
EICHENBERGER, Parker	3	31	10.3	0	18
TRAHAN, Christian	1	7	7.0	0	7
SINGLETON, Jeremy	1	10	10.0	0	10
Total.....	33	733	22.2	2	100
Opponents.....	36	838	23.3	3	100

INTERCEPTIONS

Name	No.	Yds	Avg	TD	Long
JONES, Marcus	5	2	0.4	0	2
HOGAN, Alex	2	91	45.5	1	91
SPREWELL, Gleson	2	44	22.0	0	44
OWENS, Gervarrius	2	73	36.5	1	45
WILLIAMS, Damarion	1	0	0.0	0	0
HYPOLITE, Hasaan	1	0	0.0	0	0
GREEN, Art	1	0	0.0	0	0
Total.....	14	210	15.0	2	91
Opponents.....	9	76	8.4	2	37

FUMBLE RETURNS

Name	No.	Yds	Avg	TD	Long
ANDERSON, Deontay	1	23	23.0	0	23
Total.....	1	23	23.0	0	23
Opponents.....	0	0	0.0	0	0

FIELD GOALS BY PLAYER

Name	FGM-FGA	Pct.	1-19	20-29	30-39	40-49	50-99	Lg	Blk
WITHERSPOON, Dalton	13-21	61.9	1-1	5-5	4-6	2-7	1-2	50	0

FIELD GOALS SEQUENCE

	Houston	Opponents
Texas Tech	-	(34)
Rice	(38),41	38
Grambling State	46,(22)	-
Navy	32	(30),(36)
Tulsa	45,(48)	(33)
Tulane	(46),(24)	-
East Carolina	(21),46,49	(33)
SMU	(50),(23),(30)	(45)
South Florida	(19)	-
Temple	(39),34	35
Memphis	50,(34)	(28),(22)
UConn	(23)	26,(25)

Numbers in (parentheses) indicate field goal was made

PUNTING

Name	No.	Yds.	Avg	Long	TB	FC	I20	50+	Blkd
WILKINS, Laine	50	2158	43.2	56	4	18	22	13	0
Total.....	50	2158	43.2	56	4	18	22	13	0
Opponents.....	73	2882	39.5	55	2	22	17	15	3

KICKOFFS

Name	No.	Yds.	Avg	TB	OB	Ret.	Net	YdLn
BAXA, Bubba	69	4286	62.1	41	1			
WITHERSPOON, Dalton	9	365	40.6	0	0			
RAMSEY, Kyle	4	257	64.2	2	0			
Total.....	82	4908	59.9	43	1	838	36.5	28
Opponents.....	52	2883	55.4	13	1	733	35.1	29

SCORING

Name	TD	FGs	PAT Kick	PAT Rush	PAT Rcv	PAT Pass	DXP	Saf	Points
McCASKILL, Alton	17	0-0	0-0	0-0	0	0-0	0	0	102
WITHERSPOON, Dalton	0	13-21	55-56	0-0	0	0-0	0	0	94
DELL, Nathaniel	11	0-0	0-0	0-0	0	0-0	0	0	66
HENRY, Ta’Zhawn	7	0-0	0-0	0-0	0	0-0	0	0	42
SINGLETON, Jeremy	5	0-0	0-0	0-0	0	0-0	0	0	30
JONES, Marcus	5	0-0	0-0	0-0	0	0-0	0	0	30
GREEN, Seth	3	0-0	0-0	0-0	0	0-0	0	0	18
HERSLOW, Jake	3	0-0	0-0	0-0	0	0-0	0	0	18
TUNE, Clayton	2	0-0	0-0	0-0	0	0-1	0	0	12
TRAHAN, Christian	2	0-0	0-0	0-0	0	0-0	0	0	12
SMITH, Chandler	2	0-0	0-0	0-0	0	0-0	0	0	12
CARTER, KeSean	1	0-0	0-0	0-0	0	0-0	0	0	6
HOGAN, Alex	1	0-0	0-0	0-0	0	0-0	0	0	6
ERWIN, Jaylen	1	0-0	0-0	0-0	0	0-0	0	0	6
OWENS, Gervarrius	1	0-0	0-0	0-0	0	0-0	0	0	6
RAMSEY, Kyle	0	0-0	3-3	0-0	0	0-0	0	0	3
Team	0	0-0	0-0	0-0	0	0-0	0	1	2
Total.....	61	13-21	58-59	0-0	0	0-1	0	1	465
Opponents.....	30	9-12	27-28	0-0	2	2-2	0	0	238

ALL-PURPOSE YARDS

Name	G	Rush	Rec	PR	KOR	IR	Tot	Avg/G
DELL, Nathaniel	12	5	1027	0	190	0	1222	101.8
McCASKILL, Alton	12	844	98	0	0	0	942	78.5
JONES, Marcus	12	4	109	360	418	2	893	74.4
HENRY, Ta’Zhawn	11	503	104	0	77	0	684	62.2
SINGLETON, Jeremy	12	0	470	0	10	0	480	40.0
TRAHAN, Christian	12	0	368	0	7	0	375	31.2
HERSLOW, Jake	12	0	358	0	0	0	358	29.8
CARTER, KeSean	9	6	331	0	0	0	337	37.4
CAR, Mulbah	11	196	26	0	0	0	222	20.2
ERWIN, Jaylen	12	0	188	0	0	0	188	15.7
GREEN, Seth	12	0	134	0	0	0	134	11.2
SMITH, Chandler	10	117	0	0	0	0	117	11.7
HOGAN, Alex	12	0	0	0	0	91	91	7.6
TUNE, Clayton	12	90	0	0	0	0	90	7.5
OWENS, Gervarrius	12	0	0	0	0	73	73	6.1
SPREWELL, Gleson	12	0	0	0	0	44	44	3.7
SAWYER, Peyton	9	0	41	0	0	0	41	4.6
EICHENBERGER, Parker	12	0	10	0	31	0	41	3.4
MUTIN, Donovan	11	38	0	0	0	0	38	3.5
NUNNERY, Mannie	12	0	0	9	0	0	9	0.8
MORGAN, Ja’Kori	2	0	0	7	0	0	7	3.5
GOODEN, Elijah	11	0	0	6	0	0	6	0.5
STARKS, Jamel	3	6	0	0	0	0	6	2.0
CREAMER, Shane	6	0	5	0	0	0	5	0.8
OGBOGU, Ike	6	4	0	0	0	0	4	0.7
EDWARDS, Holman	1	-2	0	0	0	0	-2	-2.0
Team	12	-16	0	0	0	0	-16	-1.3
Total.....	12	1795	3269	382	733	210	6389	532.4
Opponents.....	12	1167	2304	50	838	76	4435	369.6

TOTAL OFFENSE

Name	G	Plays	Rush	Pass	Total	Avg/G
TUNE, Clayton	12	429	90	3013	3103	258.6
McCASKILL, Alton	12	162	844	0	844	70.3
HENRY, Ta’Zhawn	11	102	503	0	503	45.7
OGBOGU, Ike	6	46	4	256	260	43.3
CAR, Mulbah	11	51	196	0	196	17.8
SMITH, Chandler	10	29	117	0	117	11.7
MUTIN, Donovan	11	1	38	0	38	3.5
CARTER, KeSean	9	1	6	0	6	0.7
STARKS, Jamel	3	1	6	0	6	2.0
DELL, Nathaniel	12	1	5	0	5	0.4
JONES, Marcus	12	2	4	0	4	0.3
EDWARDS, Holman	1	1	-2	0	-2	-2.0
Team	12	10	-16	0	-16	-1.3
Total.....	12	836	1795	3269	5064	422.0
Opponents.....	12	744	1167	2304	3471	289.2

OFFENSIVE GAME-BY-GAME

PASSING (Only QBs Listed)

#3 TUNE, Clayton	Att	Comp	Int	Pct	Yards	TD	Long	Sack	Yds	Effic
Texas Tech	38	27	4	71.1	174	2	24	4	31	105.8
Rice	30	22	0	73.3	236	2	35	3	26	161.4
Grambling State	7	4	1	57.1	62	0	17	1	4	103.0
Navy	30	22	0	73.3	257	1	47	2	8	156.3
Tulsa	24	17	1	70.8	241	2	47	0	0	174.3
Tulane	36	23	0	63.9	288	3	36	2	16	158.6
East Carolina	29	19	0	65.5	169	2	24	5	51	137.2
SMU	37	27	0	73.0	412	4	55	2	11	202.2
South Florida	26	21	0	80.8	385	3	55	2	9	243.2
Temple	34	21	0	61.8	224	2	35	3	23	136.5
Memphis	33	20	2	60.6	264	1	31	2	14	125.7
UConn	30	21	0	70.0	301	4	49	0	0	198.3
TOTALS	354	244	8	68.9	3013	26	55	26	193	160.1

#1D OGBOGU, Ike	Att	Comp	Int	Pct	Yards	TD	Long	Sack	Yds	Effic
Rice	3	1	0	33.3	13	0	13	0	0	69.7
Grambling State	22	14	0	63.6	196	2	37	3	30	168.5
Tulsa	5	2	0	40.0	20	0	15	0	0	73.6
Temple	2	1	0	50.0	5	0	5	0	0	71.0
UConn	3	2	1	66.7	22	0	12	0	0	61.6
TOTALS	35	20	1	57.1	256	2	37	3	30	131.7

RUSHING

RUSHING	No-Yds/TD	TECH	RICE	GRAM	NAVY	TLS	TUL	ECU	SMU	USF	TEMP	MEM	UCONN
McCASKILL, Alton	162-844/16	4-5/0	14-40/2	16-114/2	17-74/0	17-77/3	18-93/1	12-60/1	3-15/0	22-125/3	21-129/2	9-58/1	9-54/1
HENRY, Ta'Zhawyn	102-503/7	2--2/0	DNP	9-42/1	11-54/2	2-28/0	6-23/1	12-36/0	21-49/0	10-130/1	11-38/1	13-73/1	5-32/0
CAR, Mulbah	51-196/0	13-37/0	6-28/0	DNP	-	6-17/0	9-41/0	4-29/0	4-4/0	1-8/0	1-1/0	-	7-31/0
SMITH, Chandler	29-117/2	-	3-20/1	11-27/0	-	5-22/0	DNP	DNP	-	-	2-10/0	-	8-38/1
TUNE, Clayton	75-90/2	13-28/1	9-49/0	2--8/0	3--1/0	2-0/0	2--16/0	8--38/0	10-9/0	4-0/0	7-1/0	13-59/1	2-7/0
MUTIN, Donovan	1-38/0	-	-	-	-	-	-	-	-	-	1-38/0	-	DNP
STARKS, Jamel	1-6/0	DNP	DNP	1-6/0	DNP	DNP	DNP	DNP	DNP	DNP	DNP	-	-
CARTER, KeSean	1-6/0	-	-	-	-	-	1-6/0	-	-	-	DNP	DNP	DNP
DELL, Nathaniel	1-5/0	1-5/0	-	-	-	-	-	-	-	-	-	-	-
OGBOGU, Ike	11-4/0	DNP	2-8/0	5--15/0	DNP	1-0/0	DNP	DNP	DNP	DNP	1-5/0	1-8/0	1--2/0
JONES, Marcus	2-4/0	2-4/0	-	-	-	-	-	-	-	-	-	-	-
EDWARDS, Holman	1--2/0	DNP	DNP	1--2/0	DNP	DNP	DNP	DNP	DNP	DNP	DNP	DNP	DNP
Team	8--16/0	-	1--1/0	-	3--7/0	-	-	-	-	2--2/0	1--5/0	1--1/0	-

RECEIVING

RECEIVING	No-Yds/TD	TECH	RICE	GRAM	NAVY	TLS	TUL	ECU	SMU	USF	TEMP	MEM	UCONN
DELL, Nathaniel	71-1027/11	7-80/1	7-87/0	8-134/2	3-41/0	6-82/0	4-53/0	4-33/1	9-165/3	8-164/1	2-26/0	7-100/1	6-62/2
SINGLETON, Jeremy	26-470/5	-	2-14/0	1-23/0	1-17/0	1-47/1	3-62/2	1-0/0	5-93/0	2-34/1	-	5-80/0	5-100/1
TRAHAN, Christian	34-368/2	6-42/0	2-17/0	2-14/0	4-65/0	1-40/0	2-15/1	6-68/1	4-40/0	1-13/0	3-35/0	2-14/0	1-5/0
HERSLOW, Jake	26-358/3	1--2/0	1-11/1	4-57/0	1-14/0	2-19/0	1-9/0	2-19/0	3-63/0	3-34/1	2-9/0	1-14/0	5-111/1
CARTER, KeSean	26-331/1	1-9/0	2-5/0	1-10/0	2-22/0	2-19/0	6-69/0	2-28/0	4-46/1	6-123/0	DNP	DNP	DNP
ERWIN, Jaylen	14-188/1	1-5/0	-	-	1-6/0	2-28/0	4-48/0	-	1-6/0	-	2-51/1	1-16/0	2-28/0
GREEN, Seth	12-134/3	1-9/1	-	-	1-4/0	1-8/1	-	1-22/0	-	1-17/0	7-74/1	-	-
JONES, Marcus	10-109/1	3-0/0	4-51/0	-	3-58/1	-	-	-	-	-	-	-	-
HENRY, Ta'Zhawyn	19-104/0	4-24/0	DNP	1-4/0	2--1/0	1-10/0	2-31/0	1-2/0	1--1/0	-	3-10/0	3-31/0	1--6/0
McCASKILL, Alton	17-98/1	1-0/0	4-51/1	-	3-19/0	3-8/0	1-1/0	2--3/0	-	-	1-12/0	1-9/0	1-1/0
SAWYER, Peyton	3-41/0	DNP	1-13/0	1-16/0	DNP	-	-	-	DNP	-	-	-	1-12/0
CAR, Mulbah	4-26/0	2-7/0	-	DNP	1-12/0	-	-	-	-	-	1-7/0	-	-
EICHENBERGER, Parker	1-10/0	-	-	-	-	-	-	-	-	-	-	-	1-10/0
CREAMER, Shane	1-5/0	-	-	-	DNP	-	DNP	DNP	DNP	DNP	1-5/0	-	DNP

TEAM TOTALS

	Score	1st Downs	Rushing No-Yds-TD	Passing (C-A-I-Yds-TD)	Total Offense (Play-Yds)	Punts No.-Avg.	Fumbles No.-Lost	Penalties No.-Yds	KO Ret. No.-Yds	Punt Ret. No.-Yds	Int. Ret. No.-Yds.	3rd-Down Convrsn.	Time of Poss.
Texas Tech	38	15	28-145-3	17-24-0-231-1	52-376	5-46.0	2-1	6-47	7-455	2-16	4-13	4-10	23:25
Houston	21	16	35-115-1	27-38-4-174-2	73-251	6-49.7	1-0	6-50	3-172	2-13	0-0	6-17	36:35
Rice	7	15	36-126-0	9-19-3-86-1	55-212	6-37.7	0-0	5-55	2-39	0-0	0-0	5-13	27:59
Houston	44	23	35-144-3	23-33-0-249-2	68-393	3-48.7	2-0	7-89	1-2	1-9	3-91	8-13	32:01
Grambling	0	3	34-53-0	5-12-0-49-0	46-102	12-30.2	1-1	6-45	2-32	0-0	1-1	0-14	22:54
Houston	45	24	45-164-3	18-29-1-258-2	74-422	4-43.5	1-0	5-35	1-28	4-60	0-0	7-16	34:58
Navy	20	15	52-190-2	4-8-0-98-0	60-288	4-46.5	3-1	3-22	1-19	0-0	0-0	3-14	31:51
Houston	28	20	34-120-2	22-31-0-257-1	65-377	3-46.0	0-0	3-30	3-50	3-82	0-0	5-12	28:09
Tulsa	10	14	28-31-0	19-29-1-261-2	67-289	6-45.0	4-0	11-119	1-9	1-4	1-0	5-16	0-2
Houston	45	22	33-144-3	20-39-3-258-1	62-405	4-43.8	0-0	11-90	2-25	4-75	3-45	3-11	1-1
Tulane	22	17	28-94-1	20-31-0-214-2	69-308	5-46.6	3-1	6-51	1-20	3-32	0-0	4-14	28:26
Houston	40	18	36-147-2	23-36-0-288-3	72-435	5-44.0	0-0	8-69	3-40	1-14	0-0	8-17	31:34
East Carolina	24	20	35-82-1	23-37-0-278-2	72-360	6-265	5-3	7-60	1-22	6-265	0-0	1-12	29:13
Houston	31	16	36-87-1	19-29-0-169-2	65-256	7-299	1-23	10-80	5-159	3-11	0-0	3-13	30:47
SMU	37	18	23-50-1	24-37-1-3	61-355	4-147	0-0	3-22	3-160	0-0	0-0	5-14	24:37
Houston	44	24	38-77-0	27-38-0-4	76-489	2-89	2-1	4-60	3-145	2-32	0-0	9-16	35:23
USF	42	23	27-110-2	22-46-2-289-2	73-399	5-44.2	0-0	6-36	5-218	0-0	0-0	8-16	26:53
Houston	54	31	39-261-4	21-26-0-385-3	65-649	6-42.2	0-0	7-78	6-106	0-0	2-0	3-10	33:07
Temple	8	10	23-99-1	11-25-3-119-0	48-218	7-262	0-0	5-30	2-95	0-0	0-0	2-10	20:38
Houston	37	24	45-217-3	22-36-0-229-2	81-446	4-151	1-0	2-25	7-438	2-14	3-74	5-15	39:22
Memphis	13	24	28-106-0	22-46-2-216-1	74-322	5-172	0-0	5-31	4-151	1--2	2-25	2-14	25:34
Houston	31	25	37-197-3	20-24-2-264-1	71-461	3-127	0-0	11-122	3-27	3-42	2-0	8-15	34:26
UConn	17	16	32-8209	21-35-0-156-1	67-238	8-268	1-1	4-25	4-192	0-0	1-37	5-16	28:44
Houston	45	21	32-149-2	23-33-1-323-4	65-472	3-88	0-0	4-43	4-102	2-30	0-0	7-13	31:16

STARTING LINEUPS

OFFENSE	LT	LG	C	RG	RT	QB	RB	WR	TE	WR	WR
vs. Texas Tech	Paul	Murphy	Russey	Jenkins	Bardwell	Tune	Car	Dell	Trahan	Singleton	Carter
at Rice	Paul	Murphy	Russey	Jenkins	Bardwell	Tune	Car	Dell	Jones^	Singleton	Carter
Grambling	Paul	Murphy	Russey	Jenkins	Bardwell	Tune	McCaskill	Dell	Trahan	Singleton	Green\$
Navy	Paul	Murphy	Russey	Jenkins	Bardwell	Tune	McCaskill	Dell	Trahan	Singleton	Carter
at Tulsa	Paul	Murphy	Russey	Jenkins	Bardwell	Tune	McCaskill	Erwin	Trahan	Singleton	Carter
at Tulane	Paul	Murphy	Russey	Jenkins	Bardwell	Tune	McCaskill	Dell	Trahan	Singleton	Carter
ECU	Paul	Murphy	Russey	Jenkins	Bardwell	Tune	McCaskill	Dell	Trahan	Singleton	Carter
SMU	Paul	Murphy	Russey	Jenkins	Bardwell	Tune	McCaskill	Dell	Trahan	Singleton	Carter
at USF	Paul	Murphy	Russey	Jenkins	Bardwell	Tune	McCaskill	Dell	Herslow^	Singleton	Carter
at Temple	Paul	Murphy	Russey	Jenkins	Bardwell	Tune	McCaskill	Dell	Trahan	Singleton	Herslow
Memphis	Paul	Murphy	Russey	Jenkins	Bardwell	Tune	McCaskill	Dell	Trahan	Singleton	Herslow
at UConn	Paul	Murphy	Russey	Jenkins	Bardwell	Tune	McCaskill	Dell	Erwin^	Singleton	Herslow

* - Started two running backs | ^ - Started four wide receivers | \$ - Started two tight ends | ! - Started five wide receivers

DEFENSE	BANDIT	DT	NG	DE	WILL	MIKE	CB	FS	BS	CB	CB/NB
vs. Texas Tech	Parish	Williams	Bankston	Anenih	Anderson	Mutin	Jones	Owens	Hypolite	Williams	Rogers
at Rice	Parish	Hall	Bankston	Anenih	Anderson	Mutin	Green	Owens	Hypolite	Williams	Stewart
Grambling	Parish	Hall	Bankston	Anenih	Anderson	Mutin	Green	Owens	Hypolite	Williams	Rogers
Navy	Parish	Hall	Nwankwo	Anenih	Anderson	Mutin	Green	Owens	Hypolite	Williams	Stewart
at Tulsa	Parish	Hall	Bankston	Anenih	Anderson	Mutin	Jones	Owens	Hypolite	Williams	Rogers
at Tulane	Parish	Hall	Bankston	Anenih	Anderson	Mutin	Jones	Owens	Hypolite	Williams	Stewart
ECU	Parish	Hall	Nwankwo	Anenih	Anderson	Mutin	Jones	Owens	Hypolite	Williams	Steward
SMU	Parish	Hall	Neal	Anenih	Anderson	Mutin	Jones	Owens	Sprewell	Williams	Stewart
at USF	Parish	Hall	Nwankwo	Anenih	Anderson	Mutin	Jones	Owens	Hypolite	Hogan	Rogers
at Temple	Parish	Hall	Nwankwo	Anenih	Anderson	Mutin	Jones	Owens	Hypolite	Williams	Rogers
Memphis	Parish	Hall	Nwankwo	Anenih	Anderson	Mutin	Jones	Owens	Hypolite	Williams	Rogers
at UConn	Parish	Hall	Nwankwo	Anenih	Anderson	Robinson	Jones	Owens	Hypolite	Williams	Rogers

* - Started five defensive backs | \$ - Started five defensive lineman

3RD-DOWN CONVERSIONS

Date	Opponent	Score	Overall		1st Qtr		2nd Qtr		3rd Qtr		4th Qtr		OT	
Sep 4	vs Texas Tech	L, 21-38	6-18	33.3%	2-6	33.3%	3-5	60.0%	0-2	0.0%	1-5	20.0%		
Sep 11	at Rice	W, 44-7	8-13	61.5%	2-3	66.7%	1-3	33.3%	5-5	100.0%	0-2	0.0%		
Sep 18	Grambling State	W, 45-0	7-16	43.8%	2-5	40.0%	0-4	0.0%	2-2	100.0%	3-5	60.0%		
Sep 25	Navy	W, 28-20	5-12	41.7%	1-4	25.0%	0-1	0.0%	4-5	80.0%	0-2	0.0%		
Oct 1	at Tulsa	W, 45-10	3-11	27.3%	2-3	66.7%	0-2	0.0%	0-2	0.0%	1-4	25.0%		
Oct 7	at Tulane	W, 40-22	8-17	47.1%	3-3	100.0%	1-5	20.0%	1-5	20.0%	3-4	75.0%		
Oct 23	East Carolina	W, 31-24	3-13	23.1%	1-2	50.0%	0-2	0.0%	0-4	0.0%	2-5	40.0%	0-0	0.0%
Oct 30	SMU	W, 44-37	9-16	56.2%	4-5	80.0%	1-4	25.0%	3-4	75.0%	1-3	33.3%		
Nov 6	at South Florida	W, 54-42	3-10	30.0%	1-3	33.3%	1-3	33.3%	0-1	0.0%	1-3	33.3%		
Nov 13	at Temple	W, 37-8	5-15	33.3%	2-4	50.0%	0-4	0.0%	3-5	60.0%	0-2	0.0%		
Nov 19	Memphis	W, 31-13	8-14	57.1%	3-5	60.0%	3-3	100.0%	1-2	50.0%	1-4	25.0%		
Nov 27	at UConn	W, 45-17	7-13	53.8%	2-3	66.7%	3-5	60.0%	2-3	66.7%	0-2	0.0%		
	Houston		72-168	42.9%	25-46	54.3%	13-41	31.7%	21-40	52.5%	13-41	31.7%	0-0	0.0%
	Opponents		44-163	27.0%	10-36	27.8%	15-47	31.9%	9-34	26.5%	10-46	21.7%	0-0	0.0%

4TH-DOWN CONVERSIONS

Date	Opponent	Score	Overall		1st Qtr		2nd Qtr		3rd Qtr		4th Qtr		OT	
Sep 4	vs Texas Tech	L, 21-38	5-5	100.0%	4-4	100.0%	0-0	0.0%	0-0	0.0%	1-1	100.0%		
Sep 11	at Rice	W, 44-7	0-0	0.0%	0-0	0.0%	0-0	0.0%	0-0	0.0%	0-0	0.0%		
Sep 18	Grambling State	W, 45-0	1-1	100.0%	0-0	0.0%	1-1	100.0%	0-0	0.0%	0-0	0.0%		
Sep 25	Navy	W, 28-20	1-2	50.0%	1-2	50.0%	0-0	0.0%	0-0	0.0%	0-0	0.0%		
Oct 1	at Tulsa	W, 45-10	1-1	100.0%	0-0	0.0%	0-0	0.0%	1-1	100.0%	0-0	0.0%		
Oct 7	at Tulane	W, 40-22	1-2	50.0%	0-0	0.0%	0-0	0.0%	1-2	50.0%	0-0	0.0%		
Oct 23	East Carolina	W, 31-24	0-0	0.0%	0-0	0.0%	0-0	0.0%	0-0	0.0%	0-0	0.0%	0-0	0.0%
Oct 30	SMU	W, 44-37	1-2	50.0%	0-0	0.0%	0-1	0.0%	1-1	100.0%	0-0	0.0%		
Nov 6	at South Florida	W, 54-42	0-0	0.0%	0-0	0.0%	0-0	0.0%	0-0	0.0%	0-0	0.0%		
Nov 13	at Temple	W, 37-8	3-4	75.0%	0-1	0.0%	2-2	100.0%	0-0	0.0%	1-1	100.0%		
Nov 19	Memphis	W, 31-13	1-1	100.0%	1-1	100.0%	0-0	0.0%	0-0	0.0%	0-0	0.0%		
Nov 27	at UConn	W, 45-17	0-2	0.0%	0-1	0.0%	0-1	0.0%	0-0	0.0%	0-0	0.0%		
	Houston		14-20	70.0%	6-9	66.7%	3-5	60.0%	3-4	75.0%	2-2	100.0%	0-0	
	Opponents		12-25	48.0%	1-2	50.0%	4-8	50.0%	1-3	33.3%	6-12	50.0%	0-0	

TIME OF POSSESSION

Date	Opponent	Score	Overall	1st Qtr		2nd Qtr		3rd Qtr		4th Qtr	
Sep 4	vs Texas Tech	L, 21-38	36:37	12:47		8:25		6:14		9:11	
Sep 11	at Rice	W, 44-7	32:01	9:25		4:10		12:11		6:15	
Sep 18	Grambling State	W, 45-0	34:58	9:49		7:10		7:37		10:22	
Sep 25	Navy	W, 28-20	25:53	6:06		2:25		11:26		5:56	
Oct 1	at Tulsa	W, 45-10	32:26	9:19		7:32		6:07		9:28	
Oct 7	at Tulane	W, 40-22	31:34	8:12		7:07		9:18		6:57	
Oct 23	East Carolina	W, 31-24	30:47	7:42		7:41		7:28		7:56	
Oct 30	SMU	W, 44-37	35:23	8:45		9:31		11:09		5:58	
Nov 6	at South Florida	W, 54-42	33:07	10:58		4:49		7:31		9:49	
Nov 13	at Temple	W, 37-8	39:22	7:15		12:55		10:13		8:59	
Nov 19	Memphis	W, 31-13	34:26	10:05		6:46		7:01		10:34	
Nov 27	at UConn	W, 45-17	31:16	6:32		8:39		8:46		7:19	
	Houston	Total	397:50	106:55		87:10		105:01		98:44	
		Avg.	33:09	8:54		7:15		8:45		8:13	
	Opponents	Total	319:08	73:05		92:50		74:59		78:14	
		Avg.	26:35	6:05		7:44		6:14		6:31	

GAME OPENING DRIVES

Houston					Opponent			
Opp.	Plays	Yds.	TOP	Result	Plays	Yds.	TOP	Result
vs. Texas Tech	16	75	8:23	Touchdown	10	74	3:28	Fumble
at Rice	8	84	3:30	Touchdown	3	4	1:22	Punt
Grambling	7	42	2:35	Missed FG	3	3	1:11	Punt
Navy	10	60	3:47	Downs	3	76	0:58	Touchdown
at Tulsa	7	25	3:17	Punt	4	17	2:39	Punt
at Tulane	11	76	5:14	Touchdown	3	7	1:42	Punt
ECU	11	70	4:37	FG	9	60	03:21	FG
SMU	9	78	3:35	Touchdown	3	1	1:21	Punt
at USF	4	37	2:01	Punt	3	4	1:14	Punt
at Temple	3	1	0:48	Punt	3	4	0:59	Punt
Memphis	19	59	10:05	Missed FG	8	31	4:00	Punt
UConn	6	55	3:02	Touchdown	3	3	1:32	Punt

SECOND HALF OPENING DRIVES

Houston					Opponent			
Opp.	Plays	Yds.	TOP	Result	Plays	Yds.	TOP	Result
vs. Texas Tech	3	-15	2:08	Punt	3	-5	1:38	Punt
at Rice	17	75	7:42	Touchdown	5	12	2:48	Punt
Grambling	4	48	0:59	Touchdown	3	-8	2:05	Punt
Navy	12	68	5:10	Missed FG	3	-2	2:06	Punt
at Tulsa	3	43	1:40	Punt	3	10	0:54	INT
at Tulane	4	9	1:29	Downs	1	29	0:08	Touchdown
ECU	3	-10	2:05	Punt	5	12	1:37	Downs
SMU	7	69	3:19	Field Goal	5	11	2:13	Punt
at USF	5	54	1:51	Touchdown	10	75	4:33	Touchdown
at Temple	9	65	3:31	Touchdown	3	2	00:57	Punt
Memphis	3	3	0:54	Punt	4	50	1:21	Interception
UConn	9	47	3:45	Touchdown	3	2	1:23	Punt

DEFENSIVE LEADERS

Name	GP	Solo	As	Total	TFL/Yds	Sacks-Yards	Int-Yds	BrUp	QBH	Rcv-Yds	FF	Kick	Saf
3 MUTIN, Donovan	11	41	24	65	5.0-14	2.0-10	.	.	2	1-0	3	.	.
6 WILLIAMS, Damarion	12	42	9	51	3.0-5	.	1-0	7
2 ANDERSON, Deontay	12	22	27	49	3.5-9	0.5-1	.	2	2	1-23	.	.	.
0 PARISH, Derek	12	23	26	49	10.5-42	5.5-29	.	.	4
8 JONES, Marcus	12	35	11	46	1.0-1	.	5-2	12
92 HALL, Logan	12	22	22	44	12.5-51	5.5-36	.	.	3	.	.	1	.
32 OWENS, Gervarius	12	24	12	36	2.0-2	.	2-73	3
5 HYPOLITE, Hasaan	12	21	15	36	3.0-3	.	1-0	1
24 ROBINSON, Malik	12	15	16	31	1.0-8	1.0-8	.	.	.	1-0	.	.	.
93 BELL, Atlas	12	12	14	26	6.5-34	3.0-25	.	.	1
19 HOGAN, Alex	12	21	4	25	.	.	2-91	6
12 ANENIH, David	12	14	11	25	8.5-45	3.5-26	.	2	9	1-0	1	.	.
10 NWANKWO, Chidozie	9	9	11	20	2.0-3	2.0-3
16 ROGERS, Jayce	12	13	6	19	1.0-2	.	.	2	.	1-0	1	.	.
14 NUNNERY, Mannie	12	8	11	19	2.5-3	1.0-2	1	3	.
56 BANKSTON, Latrell	10	8	10	18	4.5-25	4.0-24	.	.	2
44 JONES, D'Anthony	11	10	7	17	9.5-50	7.0-47	.	.	4	1-0	4	.	.
96 CEASER, Nelson	10	9	8	17	3.0-22	3.0-22	.	.	3
9 STEWART, JoVanni	11	5	10	15	1.5-1	1-0	.	.	.
23 GREEN, Art	12	10	4	14	.	.	1-0	2
33 VAUGHN, Garrison	11	10	3	13
20 BROOKS, Antonio	12	7	4	11
40 CARMOUCHE, Jordan	10	4	7	11	0.5-1
95 NEAL, Jamykal	10	5	6	11	3.0-17	1.0-6	.	1
26 GOODEN, Elijah	11	6	2	8	1.5-9	1.5-9
39 LEWIS, Shaun	9	3	4	7
28 MWANIKI, Thabo	11	5	1	6
27 WILLIS-DALTON, Amaud	12	2	3	5	1.0-1	1-0	.	.	.
13 WILLIAMS, Sedrick	2	3	2	5	0.5-5	0.5-5
21 SPREWELL, Gleson	12	1	3	4	.	.	2-44	1
99 CHARLES-PIERRE, Oliv	4	2	.	2
50 AJIJOLAIYA, Hakeem	10	1	1	2	1.0-3	1.0-3	.	.	1
87 HERSLOW, Jake	12	.	2	2
5B SAVANAH, Ken	1	.	1	1
84 McGOWAN, Cole	3	1	.	1
29 DIXON, Dylan	5	1	.	1
35 STARKS, Jamel	3	.	1	1
99 BEADLES, Justin	1	1	.	1	1.0-7	1.0-7
3 TUNE, Clayton	12	.	1	1
25 SMALL, D.J.	5	1	.	1	.	.	.	1
34 CAR, Mulbah	11	.	1	1
20 CARTER, KeSean	9	1	.	1
3B DUKE, Alexander	6	1	.	1	1.0-2
1 DELL, Nathaniel	12	1	.	1
31 MORGAN, Ja'Kori	2	1	.
TM Team	12	1
Total.....	12	420	300	720	90-365	43-263	14-210	40	31	8-23	10	5	1
Opponents.....	12	505	310	815	87.0-331	29-223	9-76	36	13	2-0	7	.	.

HOUSTON GIVEAWAYS/TAKEAWAYS

Game	Giveaways			Takeaways			
	Fum	Int	Tot	Fum	Int	Tot	Dif.
vs. Texas Tech	0	4	4	1	0	1	-3
at Rice	0	0	0	0	3	3	+3
Grambling	0	1	1	1	0	1	--
Navy	0	0	0	1	0	1	+1
at Tulsa	0	1	1	0	3	3	+2
at Tulane	0	0	0	1	0	1	+1
ECU	1	0	1	3	0	3	+2
SMU	1	0	0	0	1	1	--
at USF	0	0	0	0	2	2	+2
at Temple	1	0	1	0	3	3	+2
Memphis	0	2	2	0	2	2	--
UConn	0	1	1	0	0	0	-1

OPENING DRIVES — OFFENSE

Game	1st Half	2nd Half
vs. Texas Tech	Touchdown	Punt
at Rice	Touchdown	Touchdown
Grambling	Missed FG	Touchdown
Navy	Downs	Missed FG
at Tulsa	Punt	Punt
at Tulane	Touchdown	Downs
ECU	Field Goal	Punt
SMU	Touchdown	Field Goal
at USF	Punt	Touchdown
at Temple	Punt	Touchdown
Memphis	Missed FG	Punt
UConn	Touchdown	Punt

OPENING DRIVES — DEFENSE

Game	1st Half	2nd Half
vs. Texas Tech	Fumble	Punt
at Rice	Punt	Punt
Grambling	Punt	Punt
Navy	Touchdown	Punt
at Tulsa	Punt	INT
at Tulane	Punt	TD
ECU	Field Goal	Downs
SMU	Punt	Punt
USF	Punt	Touchdown
at Temple	Punt	Puntt
Memphis	Punt	Interception
UConn	Punt	Punt

COIN TOSS

Game	Result	Score
vs. Texas Tech	Lost (Received)	L, 21-38
at Rice	Won (Deferred)	W, 44-7
Grambling	Lost (Received)	W, 45-0
Navy	Lost (Deferred)	W, 28-20
at Tulsa	Lost (Received)	W, 45-10
at Tulane	Won (Deferred)	W, 40-22
ECU	Lost (Deferred)	W, 31-24
SMU	Lost (Deferred)	W, 44-37
at USF	Won (Deferred)	W, 54-42
at Temple	Won (Deferred)	W, 37-8
Memphis	Won (Deferred)	W, 31-13
UConn	Won (Deffered)	W, 45-17

DEFENSIVE GAME-BY-GAME

TACKLES

TOTAL TACKLES	UA-A	TOT	TECH	RICE	GRAM	NAVY	TLS	TUL	ECU	SMU	USF	TEMP	MEM	UCONN
MUTIN, Donovan	41-24	65	4-4	2-0	5-2	4-4	2-1	5-2	7-2	3-2	4-0	2-6	3-1	DNP
WILLIAMS, Damarion	42-9	51	4-0	2-4	1-0	9-1	1-0	8-1	5-0	5-2	-	1-0	5-0	1-1
PARISH, Derek	23-26	49	2-1	0-1	1-2	6-6	0-2	6-2	1-4	-	2-1	0-2	2-2	3-3
ANDERSON, Deontay	22-27	49	1-1	1-3	0-3	3-3	2-3	4-1	0-1	1-1	2-1	2-5	6-2	0-3
JONES, Marcus	35-11	46	5-1	-	1-0	-	3-1	2-4	5-2	6-0	4-0	3-1	5-1	1-1
HALL, Logan	22-22	44	3-0	2-6	0-2	1-2	1-1	4-1	1-2	0-2	5-1	-	2-2	3-3
OWENS, Gervarius	24-12	36	3-0	-	0-1	2-3	1-0	4-1	4-1	2-1	2-0	2-0	1-1	3-4
HYPOLITE, Hasaan	21-15	36	1-0	2-2	1-1	1-3	0-2	2-0	5-2	-	4-3	-	3-2	2-0
ROBINSON, Malik	15-16	31	1-2	2-4	1-0	1-4	2-1	0-1	-	-	1-0	0-1	5-1	2-2
BELL, Atlas	12-14	26	0-1	1-1	1-4	2-1	-	1-0	2-0	1-2	1-1	0-3	1-0	2-1
ANENIH, David	14-11	25	0-1	0-4	1-2	3-1	2-1	2-2	2-0	-	1-0	1-0	1-0	1-0
HOGAN, Alex	21-4	25	2-0	0-1	-	-	2-0	1-0	-	7-1	3-0	1-0	3-1	2-1
NWANKWO, Chidozie	9-11	20	DNP	DNP	DNP	2-1	0-1	-	1-3	-	0-1	3-1	2-1	1-3
NUNNERY, Mannie	8-11	19	1-1	1-1	-	0-1	0-1	-	3-3	-	0-1	1-0	1-1	1-2
ROGERS, Jayce	13-6	19	-	1-0	0-2	-	-	0-2	2-1	5-1	4-0	-	-	1-0
BANKSTON, Latrell	8-10	18	2-0	2-5	2-2	-	0-3	1-0	1-0	DNP	-	-	-	DNP
CEASER, Nelson	9-8	17	DNP	DNP	0-2	0-2	1-1	2-0	2-1	1-0	-	-	2-0	1-2
JONES, D'Anthon	10-7	17	2-0	0-1	0-2	DNP	2-1	1-1	1-1	-	1-0	0-1	-	3-0
STEWART, JoVanni	5-10	15	-	0-3	1-1	1-1	1-1	-	0-1	1-0	-	DNP	0-2	1-1
GREEN, Art	10-4	14	1-0	1-0	-	0-1	4-0	1-0	-	1-0	1-1	0-2	-	1-0
VAUGHN, Garrison	10-3	13	-	2-3	1-0	-	2-0	3-0	1-0	-	-	DNP	-	1-0
CARMOUCHE, Jordan	4-7	11	-	1-1	0-1	-	0-1	DNP	DNP	-	1-2	1-0	-	1-2
BROOKS, Antonio	7-4	11	-	0-2	2-0	-	1-0	-	-	-	-	2-1	1-1	1-0
NEAL, Jamykal	5-6	11	DNP	0-1	-	-	1-1	-	DNP	3-1	-	0-1	-	1-2
GOODEN, Elijah	6-2	8	-	-	2-0	-	-	2-0	0-1	-	-	2-0	0-1	DNP
LEWIS, Shaun	3-4	7	DNP	0-4	-	-	2-0	DNP	DNP	-	-	-	-	1-0
MWANIKI, Thabo	5-1	6	2-0	1-1	-	1-0	-	-	-	-	1-0	-	-	DNP
WILLIS-DALTON, Amaud	2-3	5	-	0-2	1-0	-	-	-	-	-	-	-	-	1-1
WILLIAMS, Sedrick	3-2	5	3-2	-	DNP	DNP	DNP	DNP	DNP	DNP	DNP	DNP	DNP	DNP
SPREWELL, Gleson	1-3	4	-	-	1-2	-	-	-	0-1	-	-	-	-	-
AJJOLAIYA, Hakeem	1-1	2	DNP	-	0-1	DNP	-	-	-	-	-	-	-	1-0
CHARLES-PIERRE, Olivier	2-0	2	-	-	2-0	-	DNP	DNP	DNP	DNP	DNP	DNP	DNP	DNP
HERSLOW, Jake	0-2	2	-	-	-	-	-	-	-	-	-	-	0-2	-
BEADLES, Justin	1-0	1	DNP	DNP	DNP	DNP	DNP	DNP	DNP	DNP	DNP	DNP	DNP	1-0
TUNE, Clayton	0-1	1	-	-	-	-	-	-	-	-	-	-	0-1	-
DUKE, Alexander	1-0	1	DNP	-	1-0	DNP	DNP	-	DNP	DNP	-	-	-	DNP
SMALL, D.J.	1-0	1	DNP	-	-	DNP	1-0	DNP	-	DNP	DNP	DNP	-	DNP
STARKS, Jamel	0-1	1	DNP	DNP	-	DNP	DNP	DNP	DNP	DNP	DNP	DNP	-	0-1
CARTER, KeSean	1-0	1	-	-	-	-	-	1-0	-	-	-	DNP	DNP	DNP
DIXON, Dylan	1-0	1	DNP	DNP	DNP	DNP	1-0	-	-	-	-	DNP	DNP	DNP
CAR, Mulbah	0-1	1	-	-	DNP	-	-	-	-	0-1	-	-	-	-
McGOWAN, Cole	1-0	1	DNP	DNP	DNP	DNP	DNP	DNP	DNP	DNP	1-0	-	-	DNP
SAVANAH, Ken	0-1	1	DNP	DNP	DNP	DNP	DNP	DNP	DNP	DNP	DNP	DNP	DNP	0-1
DELL, Nathaniel	1-0	1	-	-	1-0	-	-	-	-	-	-	-	-	-

DEFENSIVE GAME-BY-GAME

TACKLES FOR LOSS

TACKLES FOR LOSS	UA-A	TOT	TECH	RICE	GRAM	NAVY	TLS	TUL	ECU	SMU	USF	TEMP	MEM	UCONN
HALL, Logan	10-5	12.5	-	2.5-5	-	-	1.5-13	3.0-16	1.0-2	0.5-2	1.0-2	-	0.5-3	2.5-8
PARISH, Derek	8-5	10.5	1.0-7	-	0.5-3	2.0-4	0.5-2	1.5-7	-	-	1.5-2	-	2.5-15	1.0-2
JONES, D'Anthony	8-3	9.5	2.0-8	0.5-3	0.5-0	DNP	2.0-6	1.0-19	1.5-3	-	-	-	-	2.0-11
ANENIH, David	6-5	8.5	-	0.5-2	1.5-14	0.5-1	1.5-7	2.5-12	1.0-6	-	1.0-3	-	-	-
BELL, Atlas	4-5	6.5	0.5-0	0.5-3	1.0-3	1.0-11	-	-	1.0-8	0.5-3	1.0-1	-	-	1.0-5
MUTIN, Donovan	4-2	5.0	0.5-1	1.0-7	1.5-2	-	-	-	1.0-1	1.0-3	-	-	-	DNP
BANKSTON, Latrell	3-3	4.5	-	1.0-12	1.5-5	-	1.0-7	1.0-1	-	DNP	-	-	-	DNP
ANDERSON, Deontay	3-1	3.5	-	-	-	1.0-3	-	-	-	-	-	-	2.0-5	0.5-1
CEASER, Nelson	2-2	3.0	DNP	DNP	-	-	0.5-4	1.0-7	-	-	-	-	-	1.5-11
NEAL, Jamykal	3-0	3.0	DNP	-	-	-	-	-	DNP	2.0-8	-	-	-	1.0-9
HYPOLITE, Hasaan	2-2	3.0	-	1.0-1	0.5-0	-	0.5-1	-	-	-	-	-	-	1.0-1
WILLIAMS, Damarion	3-0	3.0	-	-	-	1.0-1	-	-	1.0-3	1.0-1	-	-	-	-
NUNNERY, Mannie	2-1	2.5	-	-	-	-	0.5-0	-	1.0-2	-	-	-	1.0-1	-
NWANKWO, Chidozie	2-0	2.0	DNP	DNP	DNP	-	-	-	1.0-1	-	-	1.0-2	-	-
OWENS, Gervarius	1-2	2.0	-	-	-	0.5-0	-	1.0-1	-	-	-	-	-	0.5-1
GOODEN, Elijah	1-1	1.5	-	-	-	-	-	1.0-8	0.5-1	-	-	-	-	DNP
STEWART, JoVanni	1-1	1.5	-	-	-	-	1.0-1	-	-	-	-	DNP	-	0.5-0
DUKE, Alexander	1-0	1.0	DNP	-	1.0-2	DNP	DNP	-	DNP	DNP	-	-	-	DNP
BEADLES, Justin	1-0	1.0	DNP	DNP	DNP	DNP	DNP	DNP	DNP	DNP	DNP	DNP	DNP	1.0-7
WILLIS-DALTON, Amaud	1-0	1.0	-	-	1.0-1	-	-	-	-	-	-	-	-	-
ROBINSON, Malik	0-2	1.0	0.5-4	-	-	-	-	-	-	-	-	-	-	0.5-4
AJJOLAIYA, Hakeem	1-0	1.0	DNP	-	-	DNP	-	-	-	-	-	-	-	1.0-3
JONES, Marcus	1-0	1.0	-	-	-	-	-	-	-	1.0-1	-	-	-	-
ROGERS, Jayce	1-0	1.0	-	-	-	-	-	-	-	1.0-2	-	-	-	-
WILLIAMS, Sedrick	0-1	0.5	0.5-5	-	DNP	DNP	DNP	DNP	DNP	DNP	DNP	DNP	DNP	DNP
CARMOUCHE, Jordan	0-1	0.5	-	-	-	-	-	DNP	DNP	-	0.5-1	-	-	-

SACKS

SACKS	UA-A	TOT	TECH	RICE	GRAM	NAVY	TLS	TUL	ECU	SMU	USF	TEMP	MEM	UCONN
JONES, D'Anthon	6-2	7.0	1.0-7	0.5-3	-	DNP	2.0-6	1.0-19	0.5-1	-	-	-	-	2.0-11
PARISH, Derek	4-3	5.5	1.0-7	-	0.5-3	1.0-3	-	1.5-7	-	-	-	-	1.5-9	-
HALL, Logan	3-5	5.5	-	0.5-3	-	-	1.5-13	2.0-14	-	0.5-2	-	-	0.5-3	0.5-1
BANKSTON, Latre	3-2	4.0	-	1.0-12	1.0-4	-	1.0-7	1.0-1	-	DNP	-	-	-	DNP
ANENIH, David	2-3	3.5	-	0.5-2	1.5-14	-	-	0.5-4	1.0-6	-	-	-	-	-
CEASER, Nelson	2-2	3.0	DNP	DNP	-	-	0.5-4	1.0-7	-	-	-	-	-	1.5-11
BELL, Atlas	2-2	3.0	-	0.5-3	-	1.0-11	-	-	1.0-8	0.5-3	-	-	-	-
MUTIN, Donovan	2-0	2.0	-	1.0-7	-	-	-	-	-	1.0-3	-	-	-	DNP
NWANKWO, Chido	2-0	2.0	DNP	DNP	DNP	-	-	-	1.0-1	-	-	1.0-2	-	-
GOODEN, Elijah	1-1	1.5	-	-	-	-	-	1.0-8	0.5-1	-	-	-	-	DNP
NUNNERY, Mannie	1-0	1.0	-	-	-	-	-	-	1.0-2	-	-	-	-	-
NEAL, Jamykal	1-0	1.0	DNP	-	-	-	-	-	DNP	1.0-6	-	-	-	-
ROBINSON, Malik	0-2	1.0	0.5-4	-	-	-	-	-	-	-	-	-	-	0.5-4
AJJOLAIYA, Hak	1-0	1.0	DNP	-	-	DNP	-	-	-	-	-	-	-	1.0-3
BEADLES, Justin	1-0	1.0	DNP	DNP	DNP	DNP	DNP	DNP	DNP	DNP	DNP	DNP	DNP	1.0-7
WILLIAMS, Sedri	0-1	0.5	0.5-5	-	DNP	DNP	DNP	DNP	DNP	DNP	DNP	DNP	DNP	DNP
ANDERSON, Deont	0-1	0.5	-	-	-	-	-	-	-	-	-	-	-	0.5-1

HOUSTON SEASON HIGHS

Rushes	22	McCASKILL, Alton at South Florida (Nov 6, 2021)
Yards Rushing	130	HENRY, Ta'Zhawn at South Florida (Nov 6, 2021)
TD Rushes	3	McCASKILL, Alton at Tulsa (Oct 1, 2021)
Long Rush	97	McCASKILL, Alton at South Florida (Nov 6, 2021)
Pass attempts	38	HENRY, Ta'Zhawn at South Florida (Nov 6, 2021)
Pass completions	27	TUNE, Clayton vs Texas Tech (Sep 4, 2021)
Yards Passing	412	TUNE, Clayton vs Texas Tech (Sep 4, 2021)
TD Passes	4	TUNE, Clayton vs SMU (Oct 30, 2021)
Long Pass	55	TUNE, Clayton at UConn (Nov 27, 2021)
Receptions	9	TUNE, Clayton vs SMU (Oct 30, 2021)
Yards Receiving	165	TUNE, Clayton at South Florida (Nov 6, 2021)
TD Receptions	3	DELL, Nathaniel vs SMU (Oct 30, 2021)
Long Reception	55	DELL, Nathaniel vs SMU (Oct 30, 2021)
Field Goals	3	SINGLETON, Jeremy vs SMU (Oct 30, 2021)
Long Field Goal	50	DELL, Nathaniel at South Florida (Nov 6, 2021)
Punts	7	WITHERSPOON, Dalton vs SMU (Oct 30, 2021)
Punting Avg	49.7	WITHERSPOON, Dalton vs SMU (Oct 30, 2021)
Long Punt	56	WILKINS, Laine vs East Carolina (Oct 23, 2021)
Punts inside 20	3	WILKINS, Laine vs Texas Tech (Sep 4, 2021)
Long Punt Return	73	WILKINS, Laine vs Navy (Sep 25, 2021)
Long Kickoff Return	100	WILKINS, Laine at Rice (Sep 11, 2021)
Tackles	12	WILKINS, Laine vs Memphis (Nov 19, 2021)
Sacks	2.0	JONES, Marcus vs Navy (Sep 25, 2021)
		JONES, Marcus vs SMU (Oct 30, 2021)
		PARISH, Derek vs SMU (Oct 30, 2021)
		PARISH, Derek vs Navy (Sep 25, 2021)
		JONES, D'Anthony at Tulsa (Oct 1, 2021)
		HALL, Logan at Tulane (Oct 7, 2021)
		JONES, D'Anthony at UConn (Nov 27, 2021)
Tackles For Loss	3.0	HALL, Logan at Tulane (Oct 7, 2021)
Interceptions	2	HALL, Logan at Tulane (Oct 7, 2021)
		JONES, Marcus vs Memphis (Nov 19, 2021)

HOUSTON GAME HIGHS

Rushes	45	vs Grambling State (Sep 18, 2021)
Yards Rushing	261	at Temple (Nov 13, 2021)
Yards Per Rush	6.7	at South Florida (Nov 6, 2021)
TD Rushes	4	at South Florida (Nov 6, 2021)
Pass attempts	38	vs Texas Tech (Sep 4, 2021)
Pass completions	27	vs SMU (Oct 30, 2021)
Yards Passing	412	vs Texas Tech (Sep 4, 2021)
Yards Per Pass	14.8	vs SMU (Oct 30, 2021)
TD Passes	4	at South Florida (Nov 6, 2021)
Total Plays	81	at UConn (Nov 27, 2021)
Total Offense	646	at Temple (Nov 13, 2021)
Yards Per Play	9.9	at South Florida (Nov 6, 2021)
Points	54	at South Florida (Nov 6, 2021)
Sacks By	8	at South Florida (Nov 6, 2021)
First Downs	31	at Tulane (Oct 7, 2021)
Penalties	11	at South Florida (Nov 6, 2021)
Penalty Yards	122	at Tulsa (Oct 1, 2021)
Turnovers	4	vs Memphis (Nov 19, 2021)
Interceptions By	3	vs Memphis (Nov 19, 2021)
		vs Texas Tech (Sep 4, 2021)
		at Rice (Sep 11, 2021)
		at Tulsa (Oct 1, 2021)
		at Temple (Nov 13, 2021)
Punts	7	vs East Carolina (Oct 23, 2021)
Punting Avg	49.7	vs Texas Tech (Sep 4, 2021)
Long Punt	56	vs Navy (Sep 25, 2021)
Punts inside 20	3	at Rice (Sep 11, 2021)
		vs Memphis (Nov 19, 2021)
Long Punt Return	73	vs Navy (Sep 25, 2021)

HOUSTON'S LONGEST PLAYS

Rushing	42	Clayton Tune, at Rice (Sep 11, 2021)
Passing	55	Clayton Tune to Jeremy Singleton, vs. SMU (Oct. 30, 2021)
Field Goal	50	Dalton Witherspoon, vs. SMU (Oct 30, 2021)
Punt	56	Laine Wilkins, vs Navy (Sep 25, 2021)
Punt Return	73	Marcus Jones, vs Navy (Sep 25, 2021)
Kickoff Return	100	Marcus Jones, vs SMU (Oct 30, 2021)
Interception Return	91	Alex Hogan, at Rice (Sep 11, 2021)
Fumble Return	1	Deontay Anderson, vs. ECU (Oct 23, 2021)

OPPONENT SEASON HIGHS

Rushes	19	Griffin,Khalan, at Rice (Sep 11, 2021)
Yards Rushing	134	Arline,Xavier, vs Navy (Sep 25, 2021)
TD Rushes	2	Brooks,Tahj, vs Texas Tech (Sep 4, 2021)
Long Rush	44	Brooks,Tahj, vs Texas Tech (Sep 4, 2021)
Pass attempts	46	Brooks,Tahj, vs Texas Tech (Sep 4, 2021)
Pass completions	24	McClain,Timmy, at South Florida (Nov 6, 2021)
Yards Passing	305	Mordecai,Tanner, vs SMU (Oct 30, 2021)
TD Passes	3	Mordecai,Tanner, vs SMU (Oct 30, 2021)
Long Pass	50	Mordecai,Tanner, vs SMU (Oct 30, 2021)
Receptions	7	Shough,Tyler, vs Texas Tech (Sep 4, 2021)
Yards Receiving	179	Mordecai,Tanner, vs SMU (Oct 30, 2021)
TD Receptions	1	Ezukanma,Erik, vs Texas Tech (Sep 4, 2021)
Long Reception	50	14 times
Field Goals	2	Siggers,Tre, vs SMU (Oct 30, 2021)
Long Field Goal	45	Nichols,Bijan, vs Navy (Sep 25, 2021)
Punts	12	Kemp,David, vs Memphis (Nov 19, 2021)
Punting Avg	49.8	Mazza,Blake, vs SMU (Oct 30, 2021)
Long Punt	55	Urban,Garrett, vs Grambling State (Sep 18, 2021)
Punts inside 20	3	Wilson,Lachlan, at Tulsa (Oct 1, 2021)
Long Punt Return	15	Mendes,Charlie, at Rice (Sep 11, 2021)
Long Kickoff Return	100	Wilson,Lachlan, at Tulsa (Oct 1, 2021)
Tackles	12	Urban,Garrett, vs Grambling State (Sep 18, 2021)
Sacks	2.0	Mannix,McLane, vs Texas Tech (Sep 4, 2021)
Tackles For Loss	3.0	Massey,Bryan, vs SMU (Oct 30, 2021)
Interceptions	1	Battie,Brian, at South Florida (Nov 6, 2021)
		Grier,Antonio, at South Florida (Nov 6, 2021)
		Swenson,Ian, at UConn (Nov 27, 2021)
		Varner,Darian, at Temple (Nov 13, 2021)
		Kwenkeu,William, at Temple (Nov 13, 2021)
		Griffin,M.J., at Temple (Nov 13, 2021)
		9 times

OPPONENT GAME HIGHS

Rushes	52	vs Navy (Sep 25, 2021)
Yards Rushing	190	vs Navy (Sep 25, 2021)
Yards Per Rush	5.2	vs Texas Tech (Sep 4, 2021)
TD Rushes	3	vs Texas Tech (Sep 4, 2021)
Pass attempts	46	at South Florida (Nov 6, 2021)
Pass completions	24	vs Memphis (Nov 19, 2021)
Yards Passing	305	vs SMU (Oct 30, 2021)
Yards Per Pass	12.2	vs SMU (Oct 30, 2021)
TD Passes	3	vs Navy (Sep 25, 2021)
Total Plays	74	vs SMU (Oct 30, 2021)
Total Offense	399	vs Memphis (Nov 19, 2021)
Yards Per Play	7.2	at South Florida (Nov 6, 2021)
Points	42	vs Texas Tech (Sep 4, 2021)
Sacks By	5	at South Florida (Nov 6, 2021)
First Downs	24	vs East Carolina (Oct 23, 2021)
Penalties	11	vs Memphis (Nov 19, 2021)
Penalty Yards	120	at Tulsa (Oct 1, 2021)
Turnovers	3	at Tulsa (Oct 1, 2021)
		at Tulsa (Oct 1, 2021)
		vs East Carolina (Oct 23, 2021)
		at Temple (Nov 13, 2021)
Interceptions By	4	vs Texas Tech (Sep 4, 2021)
Punts	12	vs Grambling State (Sep 18, 2021)
Punting Avg	46.6	at Tulane (Oct 7, 2021)
Long Punt	55	at Rice (Sep 11, 2021)
		at Tulsa (Oct 1, 2021)
Punts inside 20	3	at Tulsa (Oct 1, 2021)
Long Punt Return	15	vs Grambling State (Sep 18, 2021)
		vs Texas Tech (Sep 4, 2021)

OPPONENTS' LONGEST PLAYS

Rushing	44	Tahj Brooks, Texas Tech (Sep 4, 2021)
Passing	50	2x, last Tanner Mordecai, SMU (Oct. 30, 2021)
Field Goal	45	Bryan Massey, SMU (Oct. 30, 2021)
Punt	55	2x, last Lachlan Wilson, Tulsa (Oct 1, 2021)
Punt Return	15	McLane Mannix, Texas Tech (Sep 4, 2021)
Kickoff Return	100	Bryan Massey, SMU (Oct. 30, 2021)
Interception Return	13	Riko Jeffers, Texas Tech (Sep 4, 2021)
Fumble Return		

20-Yard Plus Plays

Yards	Type	Player	Opponent
*100	KR	JONES, Marcus	SMU
*98	KR	JONES, Marcus	East Carolina
*97	Rush	HENRY, Ta'Zawn	South Florida
*91	INT	HOGAN, Alex	Rice
*73	PR	JONES, Marcus	Navy
*55	Pass	DELL, Nathaniel from TUNE, Clayton	South Florida
55	Pass	SINGLETON, Jeremy from TUNE, Clayton	SMU
52	Pass	DELL, Nathaniel from TUNE, Clayton	SMU
*49	Pass	HERSLOW, Jake from TUNE, Clayton	UConn
49	KR	JONES, Marcus	UConn
*48	PR	JONES, Marcus	Grambling State
*48	Pass	DELL, Nathaniel from TUNE, Clayton	SMU
47	PR	JONES, Marcus	Tulsa
*47	Pass	JONES, Marcus from TUNE, Clayton	Navy
*47	Pass	SINGLETON, Jeremy from TUNE, Clayton	Tulsa
*45	INT	OWENS, Gervarrius	Tulsa
44	INT	SPREWELL, Gleson	Temple
44	KR	JONES, Marcus	South Florida
42	Rush	TUNE, Clayton	Rice
42	Pass	SINGLETON, Jeremy from TUNE, Clayton	UConn
40	Pass	TRAHAN, Christian from TUNE, Clayton	Tulsa
38	Rush	MUTIN, Donovan	Temple
37	Pass	DELL, Nathaniel from OGBOGU, Ike	Grambling State
37	Pass	HERSLOW, Jake from TUNE, Clayton	SMU
*36	Rush	McCASKILL, Alton	Memphis
36	Pass	DELL, Nathaniel from TUNE, Clayton	Tulane
35	KR	HENRY, Ta'Zawn	UConn
*35	Rush	McCASKILL, Alton	Tulane
*35	Pass	McCASKILL, Alton from TUNE, Clayton	Rice
*35	Pass	ERWIN, Jaylen from TUNE, Clayton	Temple
*34	Rush	McCASKILL, Alton	Temple
34	Pass	HERSLOW, Jake from TUNE, Clayton	UConn
34	Pass	TRAHAN, Christian from TUNE, Clayton	Navy
*34	Pass	SINGLETON, Jeremy from TUNE, Clayton	UConn
*34	Rush	McCASKILL, Alton	Grambling State
33	KR	DELL, Nathaniel	Texas Tech
32	Rush	TUNE, Clayton	Texas Tech
*31	Rush	McCASKILL, Alton	UConn
31	Pass	SINGLETON, Jeremy from TUNE, Clayton	Memphis
30	Pass	HENRY, Ta'Zawn from TUNE, Clayton	Tulane
29	Pass	DELL, Nathaniel from TUNE, Clayton	Memphis
*29	Pass	SINGLETON, Jeremy from TUNE, Clayton	Tulane
29	Pass	CARTER, KeSean from TUNE, Clayton	South Florida
29	Pass	JONES, Marcus from TUNE, Clayton	Rice
28	INT	OWENS, Gervarrius	Temple
28	Pass	DELL, Nathaniel from TUNE, Clayton	Tulsa
28	KR	DELL, Nathaniel	Grambling State
*27	Pass	SINGLETON, Jeremy from TUNE, Clayton	South Florida
*27	Rush	McCASKILL, Alton	Tulsa
27	Pass	HERSLOW, Jake from OGBOGU, Ike	Grambling State
27	Pass	CARTER, KeSean from TUNE, Clayton	SMU
26	Pass	CARTER, KeSean from TUNE, Clayton	Tulane
*25	Rush	McCASKILL, Alton	East Carolina
25	Pass	GREEN, Seth from TUNE, Clayton	Temple
25	PR	JONES, Marcus	Memphis
25	Pass	CARTER, KeSean from TUNE, Clayton	South Florida
24	Pass	DELL, Nathaniel from TUNE, Clayton	Texas Tech
24	Rush	McCASKILL, Alton	South Florida
24	KR	JONES, Marcus	SMU
24	Pass	TRAHAN, Christian from TUNE, Clayton	East Carolina
*23	Pass	DELL, Nathaniel from TUNE, Clayton	Texas Tech
23	KR	JONES, Marcus	East Carolina
23	Pass	DELL, Nathaniel from TUNE, Clayton	South Florida
23	FR	ANDERSON, Deontay	East Carolina
23	Pass	SINGLETON, Jeremy from OGBOGU, Ike	Grambling State
23	KR	DELL, Nathaniel	Navy
22	Rush	TUNE, Clayton	Memphis
22	Rush	McCASKILL, Alton	Tulsa
22	Pass	DELL, Nathaniel from TUNE, Clayton	Rice
22	Pass	DELL, Nathaniel from TUNE, Clayton	South Florida
22	Pass	GREEN, Seth from TUNE, Clayton	East Carolina
21	Rush	McCASKILL, Alton	Temple
21	KR	JONES, Marcus	SMU
21	Pass	DELL, Nathaniel from TUNE, Clayton	UConn
21	Rush	HENRY, Ta'Zawn	Memphis

*Touchdown scored

Long Plays by the Numbers

Long Plays by Yards	Number	TD
100+	1	1
90-99	3	3
80-89	0	0
70-79	1	1
60-69	0	0
50-59	3	1
40-49	13	6
30-39	19	8
20-29	42	6

Long Plays by the Type

Long Plays by Yards	Number	TD
Rushing	17	9
Passing	43	11
Punt returns	5	2
Kick returns	12	2
Interceptions	4	2
Fumble returns	1	0
Other	0	0
TOTAL	82	26

20-Yard Plus by Player

Player	No.	TD	Rush	Rec.	KR	PR	IR	FR
DELL, Nathaniel	17	3	0	14	3	0	0	0
JONES, Marcus	15	5	0	2	8	5	0	0
McCASKILL, Alton	11	8	10	1	0	0	0	0
SINGLETON, Jeremy	9	4	0	9	0	0	0	0
CARTER, KeSean	5	0	0	5	0	0	0	0
HERSLOW, Jake	4	1	0	4	0	0	0	0
HENRY, Ta'Zawn	4	1	2	1	1	0	0	0
TUNE, Clayton	4	1	4	0	0	0	0	0
TRAHAN, Christian	4	0	0	4	0	0	0	0
OWENS, Gervarrius	2	1	0	0	0	0	2	0
GREEN, Seth	2	0	0	2	0	0	0	0
ERWIN, Jaylen	1	1	0	1	0	0	0	0
HOGAN, Alex	1	1	0	0	0	0	1	0
ANDERSON, Deontay	1	0	0	0	0	0	0	1
MUTIN, Donovan	1	0	1	0	0	0	0	0
SPREWELL, Gleson	1	0	0	0	0	0	1	0
TOTAL	82	26	17	43	12	5	4	1

SCORING DRIVES

HOUSTON

Qtr.	Opp.	Time	Scoring Play	Conversion	Play-Yards	TOP	Score (UH-Opp)
1	Texas Tech	6:37	Clayton Tune 1 yd run	Dalton Witherspoon kick	16-75	8:23	7-0
	Texas Tech	2:13	Clayton Tune 23 yd pass to Nathaniel Dell	Dalton Witherspoon kick	8-54	4:22	14-0
2	Texas Tech	0:23	Clayton Tune 9 yd pass to Seth Green	Dalton Witherspoon kick	13-75	4:52	21-7
1	at Rice	10:08	Clayton Tune 35 yd pass to Alton McCaskill	Dalton Witherspoon kick	8-84	3:30	7-0
	at Rice	5:37	Dalton Witherspoon 38 yd field goal		7-56	3:18	10-0
	at Rice	2:19	Clayton Tune 8 yd pass to Jake Herslow	Dalton Witherspoon kick	6-48	2:37	17-0
3	at Rice	7:18	Alton McCaskill 1 yd rush	Dalton Witherspoon kick	17-75	7:42	24-7
	at Rice	0:01	Alton McCaskill 2 yd rush	Dalton Witherspoon kick	10-85	4:29	31-7
4	at Rice	4:51	Chandler Smith 14 yd rush	Dalton Witherspoon kick	2-20	0:49	38-7
	at Rice	0:00	Alex Hogan 91 yd interception return				44-7
1	Grambling	0:15	DELL, Nathaniel 16 yd pass from OGBOGU, Ike	WITHERSPOON, Dalton kick	6-47	2:06	7-0
2	Grambling	10:40	JONES, Marcus 48 yd punt return	WITHERSPOON, Dalton kick			14-0
	Grambling	05:23	McCASKILL, Alton 17 yd run	WITHERSPOON, Dalton kick	8-80	3:03	21-0
3	Grambling	11:54	McCASKILL, Alton 34 yd run	WITHERSPOON, Dalton kick	4-48	0:59	28-0
	Grambling	07:01	DELL, Nathaniel 10 yd pass from OGBOGU, Ike	WITHERSPOON, Dalton kick	7-56	3:32	35-0
	Grambling	02:03	HENRY, Ta'Zawn 1 yd run	WITHERSPOON, Dalton kick	6-58	3:06	42-0
4	Grambling	06:10	WITHERSPOON, Dalton 22 yd field goal		15-62	8:38	45-0
1	Navy	01:35	JONES, Marcus 73 yd punt return	WITHERSPOON, Dalton kick			7-7
3	Navy	03:16	HENRY, Ta'Zawn 2 yd run	RAMSEY, Kyle kick	7-4	4:23	14-17
4	Navy	14:53	JONES, Marcus 47 yd pass from TUNE, Clayton	RAMSEY, Kyle kick	7-8	1:55	21-17
	Navy	12:08	HENRY, Ta'Zawn 1 yd run	RAMSEY, Kyle kick	5-26	2:39	28-17
1	at Tulsa	04:23	McCASKILL, Alton 1 yd run	WITHERSPOON, Dalton kick	8-81	4:29	7-0
	at Tulsa	01:14	SINGLETON, Jeremy 47 yd pass from TUNE, Clayton	WITHERSPOON, Dalton kick	4-85	1:21	14-0
2	at Tulsa	13:01	McCASKILL, Alton 27 yd run	WITHERSPOON, Dalton kick	3-56	1:10	21-0
	at Tulsa	09:33	McCASKILL, Alton 1 yd run	WITHERSPOON, Dalton kick	5-32	2:01	28-0
3	at Tulsa	14:06	OWENS, Gervarius 45 yd interception return	WITHERSPOON, Dalton kick			35-3
4	at Tulsa	14:55	GREEN, Seth 8 yd pass from TUNE, Clayton	WITHERSPOON, Dalton kick	9-57	4:32	42-3
	at Tulsa	04:19	WITHERSPOON, Dalton 48 yd field goal		9-44	5:07	45-10
1	at Tulane	08:04	TRAHAN, Christian 11 yd pass from TUNE, Clayton	WITHERSPOON, Dalton kick	11-76	5:14	7-0
	at Tulane	00:22	SINGLETON, Jeremy 17 yd pass from TUNE, Clayton	WITHERSPOON, Dalton kick	7-64	2:58	14-0
2	at Tulane	03:33	WITHERSPOON, Dalton 46 yd field goal		7-20	2:26	17-8
3	at Tulane	08:16	WITHERSPOON, Dalton 24 yd field goal		5-28	1:17	20-22
	at Tulane	01:20	SINGLETON, Jeremy 29 yd pass from TUNE, Clayton	TUNE, Clayton pass failed)	11-80	4:40	26-22
4	at Tulane	09:28	HENRY, Ta'Zawn 8 yd run	WITHERSPOON, Dalton kick	6-39	3:20	33-22
	at Tulane	01:03	McCASKILL, Alton 35 yd run	WITHERSPOON, Dalton kick	6-53	1:59	40-22
1	ECU	06:56	WITHERSPOON, Dalton 21-yard field goal		11-70	04:37	3-3
	ECU	05:34	JONES, Marcus 98 yd kickoff return	WITHERSPOON, Dalton kick	10-10	00:00	10-10
	ECU	01:38	TRAHAN, Christian 2 yd pass from TUNE, Clayton	WITHERSPOON, Dalton kick	5-32	02:47	17-10
2	ECU	03:12	DELL, Nathaniel 14 yd pass from TUNE, Clayton	WITHERSPOON, Dalton kick	2-13	00:22	24-10
OT1	ECU	00:00	MCCASKILL, Alton 25 yd rush	WITHERSPOON, Dalton kick	1-25		24-31
1	SMU	11:20	DELL, Nathaniel 7 yd pass from TUNE, Clayton	WITHERSPOON, Dalton kick	9-78	03:35	7-0
	SMU	09:26	DELL, Nathaniel 48 yd pass from TUNE, Clayton	WITHERSPOON, Dalton kick	2-56	00:33	0-14
	SMU	02:20	WITHERSPOON, Dalton 50 yd field goal		9-55	04:32	0-17
2	SMU	11:41	WITHERSPOON, Dalton 23 yd FG,		7-69	03:19	7-20
	SMU	00:00	WITHERSPOON, Dalton 30 yd FG,		12-62	02:45	20-23
3	SMU	09:22	DELL, Nathaniel 17 yd pass from TUNE, Clayton	WITHERSPOON, Dalton kick	11-72	05:17	27-30
4	SMU	13:36	CARTER, KeSean 4 yd pass from TUNE, Clayton	WITHERSPOON, Dalton kick	14-75	07:10	34-37
	SMU	00:17	JONES, Marcus 100 yd kickoff return	WITHERSPOON, Dalton kick		00:00	37-44
1	at USF	08:35	HERSLOW, Jake 18 yd pass from TUNE, Clayton	WITHERSPOON, Dalton kick	7-56	02:51	7-7
	at USF	03:34	BELL, Atlas SAFETY			00:44	9-14
2	at USF	14:52	WITHERSPOON, Dalton 19 yd FG,		8-56	03:37	12-14
	at USF	08:19	MCCASKILL, Alton 6 yd rush	WITHERSPOON, Dalton kick	5-54	01:51	19-21
	at USF	02:30	DELL, Nathaniel 55 yd pass from TUNE, Clayton	WITHERSPOON, Dalton kick	3-87	00:40	26-21
3	at USF	12:50	MCCASKILL, Alton 2 yd rush	WITHERSPOON, Dalton kick	5-67	02:06	33-28
	at USF	10:04	HENRY, Ta'Zawn 97 yd rush	WITHERSPOON, Dalton kick	1-97	00:14	40-28
	at USF	04:44	SINGLETON, Jeremy 27 yd pass from TUNE, Clayton	WITHERSPOON, Dalton kick	5-75	02:14	47-35
4	at USF	02:27	MCCASKILL, Alton 16 yd rush	WITHERSPOON, Dalton kick	3-44	01:31	54-42
1	at Temple	08:47	MCCASKILL, Alton 3 yd rush	WITHERSPOON, Dalton kick	7-47	03:30	7-0
2	at Temple	07:46	WITHERSPOON, Dalton 39 yd FG,		13-58	07:09	10-0
3	at Temple	11:29	HENRY, Ta'Zawn 6 yd rush	WITHERSPOON, Dalton kick	9-65	03:31	17-0
3	at Temple	04:00	MCCASKILL, Alton 34 yd rush	WITHERSPOON, Dalton kick,	5-52	02:05	24-0
4	at Temple	10:57	ERWIN, Jaylin 35 yd pass from TUNE, Clayton	WITHERSPOON, Dalton kick blocked	7-77	03:23	30-8
	at Temple	06:13	GREEN, Seth 6 yd pass from TUNE, Clayton	WITHERSPOON, Dalton kick	6-42	02:28	37-8
2	Memphis	14:03	MCCASKILL, Alton 36 yd rush	WITHERSPOON, Dalton kick	1-36	00:08	0-7
	Memphis	05:40	DELL, Nathaniel 19 yd pass from #3 C.Tune	WITHERSPOON, Dalton kick	11-93	04:36	0-14
	Memphis	00:53	TUNE, Clayton 20 yd rush	WITHERSPOON, Dalton kick	6-63	01:58	3-21
4	Memphis	03:24	WITHERSPOON, Dalton 34 yd FG, 5-29, 02:15 13-24				
	Memphis	01:43	HENRY, Ta'Zawn 4 yd rush	WITHERSPOON, Dalton kick	3-18	00:52	13-31
1	UConn	10:21	McCASKILL, Alton 31 yd run	WITHERSPOON, Dalton kick	6-55	3:02	7-0
2	UConn	11:44	HERSLOW, Jake 49 yd pass from TUNE, Clayton	WITHERSPOON, Dalton kick	3-52	0:50	14-0
	UConn	01:15	DELL, Nathaniel 6 yd pass from TUNE, Clayton	WITHERSPOON, Dalton kick	9-58	5:09	21-7
3	UConn	11:08	DELL, Nathaniel 13 yd pass from TUNE, Clayton	WITHERSPOON, Dalton kick	9-47	3:45	28-10
	UConn	06:02	WITHERSPOON, Dalton 23 yd field goal		7-61	3:36	31-10
	UConn	01:26	SINGLETON, Jeremy 34 yd pass from TUNE, Clayton	WITHERSPOON, Dalton kick	3-55	1:18	38-10
4	UConn	03:03	SMITH, Chandler 1 yd run	WITHERSPOON, Dalton kick	4-27	1:50	45-17

SCORING DRIVES

OPPONENT

Qtr.	Opp.	Time	Scoring Play	Conversion	Play-Yards	TOP	Score (UH-Opp)
2	Texas Tech	11:47	T. Brooks 41 yd rush	J. Garibay kick	1-41	0:10	14-7
3	Texas Tech	8:08	T. Shough 8 yd rush	J. Garibay kick	6-60	3:06	14-21
	Texas Tech	7:20	R. Jeffers 13 yd interception return	J. Garibay kick			21-21
	Texas Tech	0:36	J. Garibay 34 yd field goal		4-6	1:15	21-24
4	Texas Tech	2:05	X. White yd pass from T. Shough	J. Garibay kick	8-71	2:52	21-31
	Texas Tech	1:00	T. Brooks 21 yd rush	J. Garibay kick	2-48	0:15	21-38
1	Rice	0:13	J. Myers 5 yd pass from L. McCaffrey	O. Riccitelli kick	11-81	5:01	17-7
1	Navy	13:57	Arlene,Xavier 40 yd run	Nichols,Bijan kick	3-76	0:58	0-7
2	Navy	07:53	Nichols,Bijan 30 yd field goal		15-62	8:42	7-10
	Navy	00:52	Ruoss,Isaac 1 yd run	Nichols,Bijan kick	11-89	5:28	7-17
4	Navy	06:12	Nichols,Bijan	36 yd field goal	13-56	5:56	28-20
2	Tulsa	01:22	Long,Zack 33 yd field goal		11-65	2:58	28-3
4	Tulsa	09:26	Naylor II,Ezra 41 yd pass from Brin,Davis	Long,Zack kick	6-72	1:46	42-10
2	Tulane	10:45	James,Tyrick 13 yd pass from Pratt, Michael	Pratt, M. pass from Daniels, C.	5-73	1:53	14-8
	Tulane	02:11	Spears,Tyjae 39 yd run	Glover, Merek kick	6-75	1:22	17-15
3	Tulane	13:18	Wallace, W. 29 yd pass from Pratt, Michael	Glover, Merek kick	1-29	0:08	17-22
1	ECU	11:39	DAFFER, O. 33 yd field goal		9-60	03:21	3-0
	ECU	05:46	HATFIELD, J. 40 yd pass from AHLERS, H	Daffer, O kick	3-78	01:05	10-3
4	ECU	06:59	AHLERS, H 1 yd rush	Daffer, O kick	6-71	02:40	17-24
	ECU	05:43	OMOTOSHO, A. 13 yd pass from Ahlers, H.	Daffer, O kick	2-16	01:01	24-31
1	SMU	00:00	Kerley 43 yd pass from T.Mordecai	B.Mazza kick	7-75	02:20	7-17
2	SMU	07:28	Siggers 50 yd pass from T.Mordecai	B.Mazza kick	1-50	00:09	14-20
	SMU	02:45	Rice 6 yd pass from T.Mordecai	B.Mazza kick blocked	7-35	03:07	20-20
3	SMU	14:45	Massey 100 yd kickoff return	B.Mazza kick		00:00	27-23
	SMU	05:46	T.Siggers 2 yd rush	B.Mazza kick	8-75	03:36	34-30
4	SMU	00:30	B.Mazza 45 yd FG		10-58	01:34	37-37
1	USF	14:47	B.Battie 100 yd kickoff return	S.Shrader kick		00:00	0-7
	USF	06:44	B.Battie 29 yd rush	S.Shrader kick	5-75	01:51	7-14
2	USF	10:19	M.Brinkman 33 yd pass from #9 T.McClain	S.Shrader kick	10-75	04:33	12-21
	USF	02:16	B.Battie 100 yd kickoff return	S.Shrader kick		00:00	26-28
3	USF	06:58	C.Carter 14 yd pass from #9 T.McClain	S.Shrader kick	11-65	03:05	40-35
4	USF	03:59	T.McClain 11 yd rush	S.Shrader kick	9-60	02:34	47-42
4	Temple	14:22	E.Saydee 1 yd rush	D.Pittman pass from J.Lynch	4-45	00:56	24-8
2	Memphis	02:55	D.Kemp 28 yd FG		9-65	02:45	3-14
	Memphis	04:31	A.Martin 5 yd pass from S.Henigan	D.Kemp kick	11-60	04:16	10-21
4	Memphis	14:52	D.Kemp 22 yd FG		8-86	02:30	13-21
2	UConn	06:31	Clercious,Keven 34 yd pass from Krajewski,Steve	McFadden,Joe kick	3-25	1:09	14-77
	UConn	00:01	McFadden,Joe 25 yd field goal,		7-52	1:11	21-10
4	UConn	11:30	Dixon,Malik 37 yd interception return	McFadden,Joe kick			38-17

#50 HAKEEM AJIJOLAIYA

Career	Category	Season
1, 2x, last at UConn (11/27/21)	Tackles	1, 2x, last at UConn (11/27/21)
1, at UConn (11/27/21)	Tackles for loss	1, at UConn (11/27/21)
1, at UConn (11/27/21)	Sacks	1, at UConn (11/27/21)

#2 DEONTAY ANDERSON

Career	Category	Season
12, Temple (11/10/18)	Tackles	8, Memphis (11/19/21)
2, 2x, last Memphis (11/19/21)	Tackles for loss	2, Memphis (11/19/21)
0.5, at UConn (11/27/21)	Sacks	0.5, at UConn (11/27/21)
3, 2x, last SMU (10/24/19)	PBU	1, 2x, last at Tulsa (10/1/21)
1, Tulsa (10/4/18)	Interceptions	
1, 2x, last at Tulane (9/19/19)	Fumbles forced	
1, ECU (10/23/21)	Fumbles recovered	1, ECU (10/23/21)

#12 DAVID ANENIH

Career	Category	Season
7, 2x, last at Tulane (9/19/19)	Tackles	4, 3x, last at Tulane (10/7/21)
2.5, 2x, last at Tulane (10/7/21)	Tackles for loss	2.5, at Tulane (10/7/21)
2.5, at Tulane (9/19/19)	Sacks	1.5, Grambling (9/18/21)
2, at North Texas (9/28/19)	PBU	1, 2x, last at Temple (11/13/21)
1, 3x, last ECU (10/23/21)	Fumbles forced	1, ECU (10/23/21)
1, 2x, last ECU (10/23/21)	Fumbles recovered	1, ECU (10/23/21)

#56 LATRELL BANKSTON

Career	Category	Season
7, at Rice (9/11/21)	Tackles	7, at Rice (9/11/21)
1, 3x, last at Tulane (10/7/21)	Sacks	1, 3x, last at Tulane (10/7/21)
1.5, Grambling (9/18/21)	Tackles for loss	1.5, Grambling (9/18/21)

#41 BUBBA BAXA

Career	Category	Season
9, USF (11/14/20)	Kickoffs	8, at UConn (11/27/21)
582, USF (11/14/20)	Yards	455, at Rice (9/11/21)
66.7, UCF (10/31/20)	Average	65.0, 4x, last at USF (11/6/21)
7, USF (11/14/20)	Touchbacks	6, at Tulsa (10/1/21)

#99 JUSTIN BEADLES

Career	Category	Season
1, at UConn (11/27/21)	Tackles	1, at UConn (11/27/21)
1, at UConn (11/27/21)	Tackles for loss	1, at UConn (11/27/21)
1, at UConn (11/27/21)	Sacks	1, at UConn (11/27/21)

#93 ATLIAS BELL

Career	Category	Season
5, Grambling (9/18/21)	Tackles	5, Grambling (9/18/21)
1.5, UCF (10/31/20)	Sacks	1, 3x, last SMU (10/30/21)
1.5, UCF (10/31/20)	Tackles for loss	1, 5x, last at UConn (11/27/21)
1, ECU (10/23/21)	Fumbles forced	1, ECU (10/23/21)

#20 ANTONIO BROOKS

Career	Category	Season
3, at Temple (11/13/21)	Tackles	3, at Temple (11/13/21)

#34 MULBAH CAR

Career	Category	Season
26, at UCF (11/2/19)	Rushing attempts	13, Texas Tech (9/4/21)
137, at USF (10/28/17)	Rushing yards	41, at Tulane (10/7/21)
46, at USF (10/28/17)	Long rush	17, Texas Tech (9/4/21)
2, 2x, last Tulane (10/8/20)	Rushing touchdowns	
3, at Tulane (11/18/17)	Receptions	2, Texas Tech (9/4/21)
21, Tulane (10/8/20)	Receiving yards	12, Navy (9/25/21)
19, Tulane (10/8/20)	Long reception	12, Navy (9/25/21)

#40 JORDAN CARMOUCHE

Career	Category	Season
6, vs. Army (12/22/18)	Tackles	3, 2x, last at UConn (11/27/21)
1, Memphis (12/12/20)	Tackles for loss	0.5, at USF (11/6/21)
1, at ECU (10/13/18)	PBU	

20 KESEAN CARTER

Career	Category	Season
6, 2x, last at USF (11/6/21)	Receptions	6, 2x, last at USF (11/6/21)
123, at USF (11/6/21)	Receiving yards	123, at USF (11/6/21)
29, at USF (11/6/21)	Long reception	29, at USF (11/6/21)
1, 2x, last SMU (10/30/21)	Rushing attempts	1, 2x, last SMU (10/30/21)
6, at Tulane (10/7/21)	Rushing yards	6, at Tulane (10/7/21)

#96 NELSON CEASER

Career	Category	Season
3, 2x, last at UConn (11/27/21)	Tackles	3, 2x, last at UConn (11/27/21)
1.5, at UConn (11/27/21)	Tackles for loss	1.5, at UConn (11/27/21)
1.5, at UConn (11/27/21)	Sacks	1.5, at UConn (11/27/21)
1, at Tulsa (11/23/19)	Fumbles forced	

#88 SHANE CREAMER

Career	Category	Season
1, 2x, last at Tulane (9/19/19)	Receptions	1, at Temple (11/13/21)
5, Prairie View A&M (9/7/19)	Receiving yards	5, at Temple (11/13/21)
5, 2x, last at Temple (11/13/21)	Long reception	5, at Temple (11/13/21)
-2, Navy (11/30/19)	Kick return yards	

1 NATHANIEL DELL

Career	Category	Season
9, SMU (10/30/21)	Receptions	9, SMU (10/30/21)
165, SMU (10/30/21)	Receiving yards	165, SMU (10/30/21)
55, at USF (11/6/21)	Long reception	55, at USF (11/6/21)
3, SMU (10/30/21)	Receiving touchdowns	3, SMU (10/30/21)
79, UCF (10/31/20)	Kickoff return yards	66, Texas Tech (9/4/21)
33, Texas Tech (9/4/21)	Kickoff return long	33, Texas Tech (9/4/21)

#30 ALEXANDER DUKE

Career	Category	Season
5, USF (11/14/20)	Tackles	1, Grambling (9/18/21)
1, Grambling (9/18/21)	Tackles for loss	1, Grambling (9/18/21)

#16 HOLMAN EDWARDS

Career	Category	Season
1, Grambling (9/18/21)	Rushing attempts	1, Grambling (9/18/21)
-2, Grambling (9/18/21)	Rushing yards	-2, Grambling (9/18/21)

#89 PARKER EICHENBERGER

Career	Category	Season
1, 2x, last Tulane (11/15/18)	Receptions	1, at UConn (11/27/21)
10, at UConn (11/27/21)	Receiving yards	10, at UConn (11/27/21)
10, at UConn (11/27/21)	Long reception	10, at UConn (11/27/21)
1, 2x, last Tulane (11/15/18)	Receiving touchdowns	
18, at USF (11/6/21)	Kickoff return yards	18, at USF (11/6/21)
18, at USF (11/6/21)	Long kickoff return	18, at USF (11/6/21)
1, 2x, last at UCF (11/2/19)	Tackles	

#15 JAYLEN ERWIN

Career	Category	Season
4, at Tulane (10/7/21)	Receptions	4, at Tulane (10/7/21)
51, at Temple (11/13/21)	Receiving yards	51, at Temple (11/13/21)
35, at Temple (11/13/21)	Long reception	35, at Temple (11/13/21)
1, at Temple (11/13/21)	Receiving touchdowns	1, at Temple (11/13/21)

#23 JAMES FULLBRIGHT III

Career	Category	Season
2, USF (11/14/20)	Rushing attempts	
19, USF (11/14/20)	Rushing yards	
14, USF (11/14/20)	Long rush	
1, USF (11/14/20)	Forced fumbles	
1, USF (11/14/20)	Tackles	

#26 ELIJAH GOODEN

Career	Category	Season
4, Tulsa (10/4/18)	Tackles	2, 3x, last at Temple (11/13/21)
1, 2x, last at Tulane (10/7/21)	Tackles for loss	1, at Tulane (10/7/21)
1, 2x, last at Tulane (10/7/21)	Sacks	1, at Tulane (10/7/21)
1, 2x, last Temple (11/10/18)	Fumbles forced	

#23 ART GREEN

Career	Category	Season
4, at Tulsa (10/1/21)	Tackles	4, at Tulsa (10/1/21)
1, 3x, last Memphis (11/19/21)	PBU	1, 2x, last Memphis (11/19/21)
1, at Rice (9/11/21)	Interception	1, at Rice (9/11/21)

#17 SETH GREEN

Career	Category	Season
6, at Temple (11/13/21)	Receptions	6, at Temple (11/13/21)
60, at Temple (11/13/21)	Receiving yards	60, at Temple (11/13/21)
25, at Temple (11/13/21)	Long reception	25, at Temple (11/13/21)
1, 3x, last at Temple (11/13/21)	Receiving touchdowns	1, 3x, last at Temple (11/13/21)

#34 DEMARCUS GRIFFIN-TAYLOR

Career	Category	Season
1, at Tulsa (10/1/21)	Tackles	1, at Tulsa (10/1/21)

#92 LOGAN HALL

Career	Category	Season
8, at Rice (9/11/21)	Tackles	8, at Rice (9/11/21)
3.0, at Tulane (10/7/21)	Tackles for loss	3.0, at Tulane (10/7/21)
2.0, at Tulane (10/7/21)	Sacks	2.0, at Tulane (10/7/21)
1, UCF (10/31/20)	PBU	
1, at SMU (11/3/18)	Fumbles forced	
1, 2x, last at UConn (11/27/21)	Blocked field goals	1, at UConn (11/27/21)

#4 TA'ZHAWN HENRY

Career	Category	Season
21, SMU (10/30/21)	Rushing attempts	21, SMU (10/30/21)
130, at USF (11/6/21)	Rushing yards	130, at USF (11/6/21)
97, at USF (11/6/21)	Long rush	97, at USF (11/6/21)
2, Navy (9/25/21)	Rushing touchdowns	2, Navy (9/25/21)
4, Texas Tech (9/4/21)	Receptions	4, Texas Tech (9/4/21)
31, 2x, last Memphis (11/19/21)	Receiving yards	31, 2x, last Memphis (11/19/21)
30, at Tulane (10/7/21)	Long reception	30, at Tulane (10/7/21)
47, at UConn (11/27/21)	Kickoff return yards	47, at UConn (11/27/21)
35, at UConn (11/27/21)	Long kickoff return	35, at UConn (11/27/21)

#87 JAKE HERSLOW

Career	Category	Season
5, at UConn (11/27/21)	Receptions	5, at UConn (11/27/21)
111, at UConn (11/27/21)	Receiving yards	111, at UConn (11/27/21)
49, at UConn (11/27/21)	Long reception	49, at UConn (11/27/21)
1, 3x, last at UConn (11/27/21)	Touchdown receptions	1, 3x, last at UConn (11/27/21)
1, Texas Tech (9/4/21)	Onside kick recoveries	1, Texas Tech (9/4/21)
1, at Tulsa (10/1/21)	Blocked punts	1, at Tulsa (10/1/21)
2, Memphis (11/19/21)	Tackles	2, Memphis (11/19/21)

#19 ALEX HOGAN

Career	Category	Season
8, SMU (10/30/21)	Tackles	8, SMU (10/30/21)
1, 2x, last at Tulsa (10/1/21)	Interceptions	1, 2x, last at Tulsa (10/1/21)
1, at Rice (9/11/21)	INT return for TD	1, at Rice (9/11/21)
2, 2x, last Memphis (11/19/21)	PBU	2, 2x, last Memphis (11/19/21)

#5 HASSAN HYPOLITE

Career	Category	Season
10, Hawaii (12/24/20)	Tackles	7, 2x, last at USF (11/6/21)
1, 4x, last at UConn (11/27/21)	Tackles for loss	1, 2x, last at UConn (11/27/21)
1, 2x, last Memphis (11/19/21)	PBU	1, Memphis (11/19/21)
1, at Rice (9/11/21)	Interceptions	1, at Rice (9/11/21)

#44 D'ANTHONY JONES

Career	Category	Season
4, 2x, last UCF (10/31/20)	Tackles	3, 2x, last at UConn (11/27/21)
2, 3x, last at UConn (11/27/21)	Tackles for loss	2, 3x, last at UConn (11/27/21)
2, at UConn (11/27/21)	Sacks	2, at UConn (11/27/21)
1, at Cincinnati (11/7/20)	Interceptions	
1, 4x, last at UConn (11/27/21)	Forced Fumble	1, 4x, last at UConn (11/27/21)
1, at Tulane (10/7/21)	Fumble recoveries	1, at Tulane (10/7/21)

#8 MARCUS JONES

Career	Category	Season
7, 3x, last ECU (10/23/21)	Tackles	7, ECU (10/23/21)
2, Memphis (12/12/20)	Tackles for loss	1, SMU (10/30/21)
4, at UConn (11/27/21)	PBU	4, at UConn (11/27/21)
145, USF (11/14/20)	Punt return yards	82, Navy (9/25/21)
73, Navy (9/25/21)	Long punt return	73, Navy (9/25/21)
1, 3x, last Navy (9/25/21)	Punt return touchdowns	1, 2x, last Navy (9/25/21)
145, SMU (10/30/21)	Kickoff return yards	145, SMU (10/30/21)
100, SMU (10/30/21)	Long kickoff return	100, SMU (10/30/21)
1, 2x, last SMU (10/30/21)	Kick return touchdowns	1, 2x, last SMU (10/30/21)
2, Memphis (11/19/21)	Interceptions	2, Memphis (11/19/21)
2, Texas Tech (9/4/21)	Rushing attempts	2, Texas Tech (9/4/21)
4, Texas Tech (9/4/21)	Rushing yards	4, Texas Tech (9/4/21)
4, Texas Tech (9/4/21)	Long rush	4, Texas Tech (9/4/21)
4, at Rice (9/11/21)	Receptions	4, at Rice (9/11/21)
58, Navy (9/25/21)	Receiving yards	58, Navy (9/25/21)
1, Navy (9/25/21)	Receiving touchdowns	1, Navy (9/25/21)
47, Navy (9/25/21)	Long reception	47, Navy (9/25/21)

#39 SHAUN LEWIS

Career	Category	Season
7, 2x, last SMU (10/24/19)	Tackles	4, at Rice (9/11/21)
3, SMU (10/24/19)	PBU	
1, Prairie View A&M (9/7/19)	Interceptions	
1, USF (11/14/20)	Fumble recoveries	

#22 ALTON MCCASKILL

Career	Category	Season
22, at USF (11/6/21)	Rushing attempts	22, at USF (11/6/21)
129, at Temple (11/13/21)	Rushing yards	129, at Temple (11/13/21)
3, 2x, last at USF (11/6/21)	Rushing touchdowns	3, 2x, last at USF (11/6/21)
36, Memphis (11/19/21)	Long rush	36, Memphis (11/19/21)
4, at Rice (9/11/21)	Receptions	4, at Rice (9/11/21)
51, at Rice (9/11/21)	Receiving yards	51, at Rice (9/11/21)
1, at Rice (9/11/21)	Receiving touchdowns	1, at Rice (9/11/21)
35, at Rice (9/11/21)	Long reception	35, at Rice (9/11/21)

#84 COLE MCGOWAN

Career	Category	Season
1, 4x, last BYU (10/16/20)	Receptions	
12, BYU (10/16/20)	Receiving yards	
12, BYU (10/16/20)	Long reception	
1, 8x, last at USF (11/6/21)	Tackles	1, at USF (11/6/21)

#31 JA'KORI MORGAN

Career	Category	Season
1, 4x, last Memphis (12/12/20)	Tackles	
1, Memphis (11/19/21)	Blocked punts	1, Memphis (11/19/21)

#3 DONAVAN MUTIN

Career	Category	Season
10, BYU (10/16/20)	Tackles	9, ECU (10/23/21)
1.5, 2x, last Grambling (9/18/21)	Tackles for loss	1.5, Grambling (9/18/21)
1, 3x, last SMU (10/30/21)	Sacks	1, 2x, last SMU (10/30/21)
1, at UConn (10/19/19)	Interceptions	
2, ECU (10/23/21)	Fumbles forced	2, ECU (10/23/21)
1, Texas Tech (9/4/21)	Fumbles recovered	1, Texas Tech (9/4/21)
1, 2x, last at Temple (11/13/21)	Rushing attempts	1, at Temple (11/13/21)
38, at Temple (11/13/21)	Rushing yards	38, at Temple (11/13/21)
38, at Temple (11/13/21)	Long rush	38, at Temple (11/13/21)

#28 THABO MWANIKI

Career	Category	Season
7, USF (11/14/20)	Tackles	2, 2x, last at Rice (9/11/21)
1, Hawaii (12/24/20)	Tackles for loss	
1, 2x, last at Navy (10/24/20)	PBU	
1, at Navy (10/24/20)	Interceptions	

#95 JAMYKAL NEAL

Career	Category	Season
5, at Tulsa (11/23/19)	Tackles	4, SMU (10/30/21)
2, SMU (10/30/21)	Tackles for loss	2, SMU (10/30/21)
1, SMU (10/30/21)	Sacks	1, SMU (10/30/21)
1, at USF (11/6/21)	PBU	1, at USF (11/6/21)

#14 MANNIE NUNNERY

Career	Category	Season
8, USF (11/14/20)	Tackles	6, ECU (10/23/21)
1, 4x, last Memphis (11/19/21)	Tackles for loss	1, 2x, last Memphis (11/19/21)
1, 2x, last ECU (10/23/21)	Sacks	1, ECU (10/23/21)
1, ECU (10/23/21)	Fumbles forced	1, ECU (10/23/21)
2, at Rice (9/11/21)	Blocked punts	2, at Rice (9/11/21)
1, SMU (10/30/21)	Blocked PAT	1, SMU (10/30/21)
9, at Rice (9/11/21)	Punt return yards	9, at Rice (9/11/21)

#10 CHIDOZIE NWANKWO

Career	Category	Season
4, 3x, last at UConn (11/27/21)	Tackles	4, 3x, last at UConn (11/27/21)
1, 2x, last at Temple (11/13/21)	Tackles for loss	1, at Temple (11/13/21)
1.0, at Temple (11/13/21)	Sacks	1.0, at Temple (11/13/21)

#14 IKE OGBOGU

Career	Category	Season
22, Grambling (9/18/21)	Passing attempts	22, Grambling (9/18/21)
14, Grambling (9/18/21)	Passing completions	14, Grambling (9/18/21)
196, Grambling (9/18/21)	Passing yards	196, Grambling (9/18/21)
37, Grambling (9/18/21)	Long pass	37, Grambling (9/18/21)
5, Grambling (9/18/21)	Rushing attempts	5, Grambling (9/18/21)
8, 2x, last Memphis (11/19/21)	Rushing yards	8, 2x, last Memphis (11/19/21)
10, Grambling (9/18/21)	Long rush	10, Grambling (9/18/21)

#32 GERVARRIUS OWENS

Career	Category	Season
10, at Tulsa (11/23/19)	Tackles	7, at UConn (11/27/21)
1, 3x, last at Tulane (10/7/21)	Tackles for loss	1, at Tulane (10/7/21)
0.5, at Tulsa (11/23/19)	Sacks	
3, Prairie View A&M (9/7/19)	PBU	2, at UConn (11/27/21)
1, 3x, last at Temple (11/13/21)	Interceptions	1, 2x, last at Temple (11/13/21)
1, at Tulsa (10/1/21)	INT return for TD	1, at Tulsa (10/1/21)
2, Memphis (11/16/19)	Blocked punts	
26, Memphis (11/16/19)	Punt return yards	

#0 DEREK PARISH

Career	Category	Season
12, Navy (9/25/21)	Tackles	12, Navy (9/25/21)
2.5, Memphis (11/19/21)	Tackles for loss	2.5, Memphis (11/19/21)
1.5, 3x, last Memphis (11/19/21)	Sacks	1.5, 2x, last Memphis (11/19/21)
1, at Oklahoma (9/1/19)	Fumbles forced	
1, 2x, last USF (11/14/20)	Fumbles recovered	
1, USF (11/14/20)	Defensive touchdowns	

#51 KYLE RAMSEY

Career	Category	Season
8, at North Texas (9/28/19)	Kickoffs	3, Grambling (9/18/21)
65.0, 2x, last Grambling (9/18/21)	Kickoff average	65.0, Grambling (9/18/21)
5, at North Texas (9/28/19)	Touchbacks	2, Grambling (9/18/21)
3, Navy (9/25/21)	PATs	3, Navy (9/25/21)
1, 3x, last Cincinnati (10/12/19)	Tackles	

#24 MALIK ROBINSON

Career	Category	Season
6, 2x, last Memphis (11/19/21)	Tackles	6, 2x, last Memphis (11/19/21)
1, Hawaii (12/24/20)	Tackles for loss	0.5, 2x, last at UConn (11/27/21)
0.5, 2x, last at UConn (11/27/21)	Sacks	0.5, 2x, last at UConn (11/27/21)
1, Hawaii (12/24/20)	Fumbles forced	
1, Navy (9/25/21)	Fumbles recovered	1, Navy (9/25/21)

#16 JAYCE ROGERS

Career	Category	Season
6, SMU (10/30/21)	Tackles	6, SMU (10/30/21)
1, SMU (10/30/21)	Tackles for loss	1, SMU (10/30/21)
1, Grambling (9/18/21)	Fumble recoveries	1, Grambling (9/18/21)
1, ECU (10/23/21)	Fumbles forced	1, ECU (10/23/21)
1, 2x, last at UConn (11/27/21)	PBU	1, 2x, last at UConn (11/27/21)

#52 KEN SAVANAH

Career	Category	Season
1, 3x, last at UConn (11/27/21)	Tackles	1, at UConn (11/27/21)

#83 PEYTON SAWYER

Career	Category	Season
3, 2x, last Hawaii (12/24/20)	Receptions	1, 3x, last at UConn (11/27/21)
25, Texas Southern (9/22/18)	Receiving yards	16, Grambling (9/18/21)
23, Texas Southern (9/22/18)	Long reception	16, Grambling (9/18/21)
25, Texas Southern (9/22/18)	Punt return yards	
25, Texas Southern (9/22/18)	Long punt return	
29, Texas Southern (9/22/18)	Kickoff return yards	
29, Texas Southern (9/22/18)	Long kickoff return	

#13 JEREMY SINGLETON

Career	Category	Season
5, 4x, last at UConn (11/27/21)	Receptions	5, 3x, last at UConn (11/27/21)
125, USF (10/27/18)	Receiving yards	100, at UConn (11/27/21)
58, at UConn (10/19/19)	Long reception	55, SMU (10/30/21)
2, at Tulane (10/7/21)	Receiving touchdowns	2, at Tulane (10/7/21)
1, 2x, last at Memphis (11/23/18)	Rushing attempts	
5, at Memphis (11/23/18)	Rushing yards	
5, at Memphis (11/23/18)	Long rush	
34, at Oklahoma (9/1/19)	Kickoff return yards	10, ECU (10/23/21)
25, at SMU (11/3/18)	Long kickoff return	10, ECU (10/23/21)

#25 D.J. SMALL

Career	Category	Season
4, at UCF (11/2/19)	Tackles	1, at Tulsa (10/1/21)
1, 5x, last at Rice (9/11/21)	PBU	1, at Rice (9/11/21)

#8 CHANDLER SMITH

Career	Category	Season
11, 2x, last Grambling (9/18/21)	Rushing attempts	11, Grambling (9/18/21)
90, Prairie View A&M (9/7/19)	Rushing yards	38, at UConn (11/27/21)
34, Prairie View A&M (9/7/19)	Long rush	15, at UConn (11/27/21)
2, Texas Southern (9/22/18)	Rushing touchdowns	1, 2x, last at UConn (11/27/21)
2, at UCF (11/2/19)	Receptions	
11, at Cincinnati (11/7/20)	Receiving yards	
11, at Cincinnati (11/7/20)	Long reception	
1, vs. Washington State (9/13/19)	Tackles	

#21 GLESON SPREWELL

Career	Category	Season
9, 3x, last vs. Washington State (9/13/19)	Tackles	3, Grambling (9/18/21)
1.5, 12, Temple (11/10/18)	Tackles for loss	
3, Tulsa (10/4/18)	PBU	1, at UConn (11/27/21)
2, at Memphis (11/23/18)	Interceptions	1, 2x, last at Temple (11/13/21)
1, at SMU (11/3/18)	Fumbles recovered	
1, 2x, last at Memphis (11/23/18)	Defensive touchdowns	

#35 JAMEL STARKS

Career	Category	Season
1, Grambling (9/18/21)	Rushing attempts	1, Grambling (9/18/21)
6, Grambling (9/18/21)	Rushing yards	6, Grambling (9/18/21)
6, Grambling (9/18/21)	Long rush	6, Grambling (9/18/21)
1, at UConn (11/27/21)	Tackles	1, at UConn (11/27/21)

#9 JOVANNI STEWART

Career	Category	Season
5, UCF (10/31/20)	Tackles	3, at Rice (9/11/21)
1, 4x, last at Tulsa (10/1/21)	Tackles for loss	1, at Tulsa (10/1/21)
1, ECU (10/23/21)	Recovered fumbles	1, ECU (10/23/21)

#12 KE'ANDRE STREET

Career	Category	Season
1, 2x, last Hawaii (12/24/20)	Receptions	
23, Tulane (10/8/20)	Receiving yards	
23, Tulane (10/8/20)	Long reception	
1, Tulane (10/8/20)	Receiving touchdowns	

#85 CHRISTIAN TRAHAN

Career	Category	Season
6, 2x, last ECU (10/23/21)	Receptions	6, 2x, last ECU (10/23/21)
88, Hawaii (12/24/20)	Receiving yards	68, ECU (10/23/21)
40, at Tulsa (10/1/21)	Long reception	40, at Tulsa (10/1/21)
1, 6x, last ECU (10/23/21)	Receiving touchdowns	1, 2x, last ECU (10/23/21)

#3 CLAYTON TUNE

Career	Category	Season
49, Memphis (12/12/20)	Passing attempts	38, Texas Tech (9/4/21)
30, Memphis (12/12/20)	Passing completions	27, 2x, last SMU (10/30/21)
412, SMU (10/30/21)	Passing yards	412, SMU (10/30/21)
96, SMU (10/24/19)	Long pass	55, 2x, last at USF (11/6/21)
4, 3x, last at UConn 11/27/21	Passing touchdowns	4, 2x, last at UConn 11/27/21
19, vs. Army (12/22/18)	Rushing attempts	13, 2x, last Memphis (11/19/21)
120, USF (11/14/20)	Rushing yards	59, Memphis (11/19/21)
68, Memphis (11/16/19)	Long rush	42, at Rice (9/11/21)
2, USF (11/14/20)	Rushing touchdowns	1, 2x, last Memphis (11/19/21)
1, USF (11/14/20)	Receptions	
21, USF (11/14/20)	Receiving yards	
21, USF (11/14/20)	Long reception	

#33 GARRISON VAUGHN

Career	Category	Season
8, 2x, last Memphis (11/16/19)	Tackles	5, at Rice (9/11/21)
2, 2x, last Memphis (11/16/19)	PBU	

#29 KELAN WALKER

Career	Category	Season
9, Texas Southern (9/22/18)	Rushing attempts	
105, Texas Southern (9/22/18)	Rushing yards	
72, Texas Southern (9/22/18)	Long rush	
1, Texas Southern (9/22/18)	Rushing touchdowns	
1, 2x, last BYU (10/16/20)	Receptions	
5, BYU (10/16/20)	Receiving yards	
5, BYU (10/16/20)	Long reception	

#22 LAINE WILKINS

Career	Category	Season
7, 3x, last ECU (10/23/21)	Punts	7, ECU (10/23/21)
306, Hawaii (12/24/20)	Punt yards	299, ECU (10/23/21)
62, at Navy (10/24/20)	Punt long	56, Navy (9/25/21)
51.5, at Navy (10/24/20)	Punt average	49.7, Texas Tech (9/4/21)
5, at Cincinnati (11/7/20)	Inside 20	3, 3x, last Memphis (11/19/21)

#6 DAMARION WILLIAMS

Career	Category	Season
10, 4x, last Navy (9/25/21)	Tackles	10, Navy (9/25/21)
1.5, at UConn (10/19/19)	Tackles for loss	1, 3x, last SMU (10/30/21)
2, 5x, last at Tulsa (10/1/21)	PBU	2, at Tulsa (10/1/21)
1, 3x, last at Tulsa (10/1/21)	Interceptions	1, at Tulsa (10/1/21)
1, at North Texas (9/28/19)	Fumbles forced	
1, at Oklahoma (9/1/19)	Fumbles recovered	
40, at Tulsa (11/23/19)	Punt return yards	
40, at Tulsa (11/23/19)	Long punt return	
21, 2x, last Hawaii (12/24/20)	Kickoff return yards	
21, 2x, last Hawaii (12/24/20)	Long kickoff return	

#13 SEDRICK WILLIAMS

Career	Category	Season
5, Texas Tech (9/4/21)	Tackles	5, Texas Tech (9/4/21)
0.5, Texas Tech (9/4/21)	Tackles for loss	0.5, Texas Tech (9/4/21)
0.5, Texas Tech (9/4/21)	Sacks	0.5, Texas Tech (9/4/21)

#27 AMAUD WILLIS-DALTON

Career	Category	Season
3, 2x, last SMU (10/24/19)	Tackles	2, 2x, last at UConn 11/27/21
1, Grambling (9/18/21)	Tackles for loss	1, Grambling (9/18/21)
1, SMU (10/24/19)	Interceptions	
1, at UConn 11/27/21	Fumble recovery	1, at UConn 11/27/21

#47 DALTON WITHERSPOON

Career	Category	Season
3, 5x, last SMU (10/30/21)	Field goals	3, SMU (10/30/21)
53, at Navy (10/24/20)	Long field goal	50, SMU (10/30/21)
7, 7x, last at USF (11/6/21)	PATs	7, at USF (11/6/21)
6, Navy (11/30/19)	Kickoffs	4, at USF (11/6/21)
62.5, Prairie View A&M (9/7/19)	Kickoff average	51.0, SMU (10/30/21)
1, 2x, last Navy (11/30/19)	Touchbacks	

SINGLE-GAME BEST // HOLGORSEN ERA

TEAM

POINTS

1.	56	*vs. USF	11/14/20
2.	54	*at USF	11/6/21
3.	49	*vs. Tulane	10/8/20
4.	46	at North Texas	9/28/19
t5.	45	at UConn	11/27/21
	45	*at Tulsa	10/1/21
	45	vs. Grambling	9/18/21

TOTAL OFFENSE

1.	646	*at USF	11/6/21
2.	533	*at Tulane	9/19/19
3.	527	*vs. #24/24 Navy	11/30/19
4.	510	*vs. #16/17 SMU	10/24/19
5.	505	*vs. USF	11/14/20

RUSHING YARDS

1.	319	vs. *USF	11/14/20
2.	304	*at Tulane	9/19/19
3.	261	*at USF	11/6/21
4.	241	at #4/4 Oklahoma	9/1/19
5.	240	*at rv/rv UCF	11/2/19

PASSING YARDS

1.	412	*vs. #19/16 SMU	10/30/21
2.	407	*vs. #16/17 SMU	10/24/19
3.	393	*vs. #24/24 Navy	11/30/19
4.	385	*at USF	11/6/21
5.	319	*vs. Tulane	10/8/20

PASSING TOUCHDOWNS

t1.	4	vs. UConn	11/27/21
	4	*vs. #24/24 Navy	11/30/19
	4	*vs. #16/17 SMU	10/30/21
t4.	3	*at USF	11/6/21
	3	*at Tulane	10/7/21
	3	*vs. USF	11/14/20
	3	*at Navy	10/24/20
	3	*vs. #25/rv Cincinnati	10/12/19

RUSHING TOUCHDOWNS

t1.	4	*at USF	11/7/21
	4	*vs. Tulane	10/8/20
t3.	3	*Memphis	11/19/21
	3	*Temple	11/13/21
	3	*at Tulsa	10/1/21
	3	vs. Grambling	9/18/21
	3	at Rice	9/11/21
	3	*vs. USF	11/14/20
	3	at North Texas	9/28/19
	3	vs. Prairie View A&M	9/7/19

PASSING COMPLETIONS

1.	30	*at Memphis	12/12/20
t2.	27	*vs. Texas Tech	9/4/21
	27	*vs. #16/17 SMU	10/30/21
4.	26	*at Navy	10/24/20
t5.	23	at UConn	11/27/21
	23	*at Tulane	10/7/21
	23	at Rice	9/11/21
	23	*vs. #24/24 Navy	11/30/19

THIRD-DOWN PERCENTAGE

1.	61.5 (8-13)	at Rice	9/11/21
2.	56.25 (9-16)	*vs. #16/17 SMU	10/30/21
3.	53.8 (7-13)	at UConn	11/27/21
t4.	50.0 (8-16)	vs. BYU	10/16/20
	50.0 (6-12)	vs. #20/20 WSU	9/13/19

FIRST DOWNS

1.	30	*at USF	11/6/21
2.	28	*at Tulane	9/19/19
t3.	26	*at Memphis	12/12/20
	26	*vs. UCF	10/31/20
	26	vs. #14/13 BYU	10/16/20

FEWEST POINTS ALLOWED

1.	0	vs. Grambling	9/18/21
2.	7	at Rice	9/11/21
3.	8	*at Temple	11/13/21
4.	10	*at Tulsa	10/1/21
5.	13	*vs. Memphis	11/19/21

FEWEST YARDS ALLOWED

1.	102	vs. Grambling	9/18/21
2.	211	*vs. Tulane	10/8/20
3.	218	*at Temple	11/13/21
4.	212	at Rice	9/11/21
5.	238	at UConn	11/27/21

FEWEST RUSHING YARDS ALLOWED

1.	-2	*at Tulsa	11/23/19
2.	31	*at Tulsa	10/1/21
3.	49	vs. #20/20 Washington State	9/13/19
4.	50	*vs. #16/17 SMU	10/30/21
5.	53	vs. Grambling	9/18/21

FEWEST PASSING YARDS ALLOWED

1.	49	vs. Grambling	9/18/21
2.	86	at Rice	9/11/21
3.	98	*vs. Navy	9/25/21
4.	107	*vs. #24/24 Navy	11/30/19
5.	119	*at Temple	11/13/21

TURNOVERS FORCED

1.	4	*at Tulsa	11/23/19
t2.	3	*at Temple	11/13/21
	3	*vs. ECU	11/24/21
	3	*at Tulsa	10/1/21
	3	at Rice	9/11/21

SACKS

1.	8.0	*at Tulane	10/7/21
2.	7.0	at UConn	11/27/21
t3.	6.0	*vs. UCF	10/31/20
	6.0	*vs. Tulane	10/8/20
5.	5.0	*at Tulsa	11/23/19

TACKLES for LOSS

1.	14.0	at UConn	11/27/21
t2.	12.0	*at Tulane	10/7/21
	12.0	*vs. Tulane	10/8/20
t4.	10.0	*at Memphis	12/12/20
	10.0	vs. BYU	10/16/20
	10.0	vs. Prairie View A&M	9/7/19

FEWEST OPPONENT FIRST DOWNS

1.	3	vs. Grambling	9/18/21
2.	10	*at Temple	11/13/21
3.	11	vs. Hawaii	12/24/20
4.	14	*at Tulsa	10/1/21
t5.	15	*vs. Navy	9/25/21
	15	vs. Texas Tech	9/4/21

INDIVIDUAL

PASSING YARDS

1.	412	Clayton Tune	*vs. #16/17 SMU	10/30/21
2.	407	Clayton Tune	*vs. #16/17 SMU	10/24/19
3.	393	Clayton Tune	*vs. #24/24 Navy	11/30/19
4.	385	Clayton Tune	*at USF	11/6/21
5.	319	Clayton Tune	*vs. Tulane	10/8/20

RUSHING YARDS

1.	139	Patrick Carr	at North Texas	9/28/19
2.	136	Mulbah Car	*vs. #16/17 SMU	10/24/19
3.	132	Mulbah Car	*at rv/rv UCF	11/2/19
4.	130	Ta'Zawn Henry	*at USF	11/6/21
5.	129	Alton McCaskill	*at Temple	11/13/21

RECEIVING YARDS

1.	211	Marquez Stevenson	*vs. #16/17 SMU	10/24/19
2.	165	Nathaniel Dell	*vs. #16/17 SMU	10/30/21
3.	164	Nathaniel Dell	*at USF	11/6/21
4.	134	Nathaniel Dell	vs. Grambling	9/18/21
5.	133	Marquez Stevenson	*vs. #24/24 Navy	11/30/19

RECEPTIONS

1.	12	Nathaniel Dell	*vs. Memphis	11/19/21
t2.	11	Nathaniel Dell	*vs. ECU	10/23/21
	11	Nathaniel Dell	*vs. #16/17 SMU	10/30/21
4.	10	Nathaniel Dell	*vs. USF	11/6/21
t5.	9	Nathaniel Dell	at UConn	11/27/21
		Seth Green	*vs. Temple	11/13/21
		Marquez Stevenson	*at Navy	10/24/20

LONGEST PASS

1.	96	Tune-Stevenson	*vs. SMU	10/24/19
t2.	75	Tune-Stevenson	*vs. SMU	10/24/19
	75	King-Stevenson	*at Tulane	9/19/19
4.	69	Tune-Stevenson	vs. #25/rv Cincinnati	10/12/19
5.	67	Tune-Bradley	*vs. #24/24 Navy	11/30/19

LONGEST RUSH

1.	97	Ta'Zawn Henry	*at USF	11/6/21
t2.	68	Clayton Tune	*#18/18 Memphis	11/16/19
	68	Patrick Carr	at North Texas	9/28/19
t4.	55	Patrick Carr	at North Texas	9/28/19
	55	Nathaniel Dell	*at USF	11/7/21

SACKS

1.	3.0	Isaiah Chambers	*at Tulsa	11/23/19
2.	2.5	David Anenih	*at Tulane	9/19/19
t3.	2.0	D'Anthony Jones	at UConn	11/27/21
	2.0	Logan Hall	*at Tulsa	10/7/21
	2.0	Payton Turner	*vs. Tulane	10/8/20
	2.0	David Anenih	vs. #20/20 Washington St.	9/13/19

LONGEST PUNT

1.	69	Dane Roy	at #4/4 Oklahoma	9/1/19
2.	62	Laine Wilkins	*at Navy	10/24/20
3.	61	Dane Roy	vs. #25/rv Cincinnati	10/12/19
4.	60	Dane Roy	vs. Prairie View A&M	9/7/19
5.	59	Dane Roy	vs. #20/20 Washington St.	9/13/19

LONGEST FIELD GOAL

1.	53	Dalton Witherspoon	*at Navy	10/24/20
2.	50	D. Witherspoon	*vs. 19/16 SMU	10/30/21
3.	49	D. Witherspoon	vs. #14/13 BYU	10/16/20
4.	48	D. Witherspoon	*at Tulsa	10/1/21
t5.	46	D. Witherspoon	*at Tulane	10/7/21
	46	D. Witherspoon	vs. Prairie View A&M	9/7/19

Home games inside TDECU Stadium listed in bold

* – American Athletic Conference game

RECORDS WATCH

HOUSTON SINGLE-SEASON RUSHING TOUCHDOWNS

1.	21	Greg Ward Jr.	2015
2.	16	Alton McCaskill	2021

HOUSTON SINGLE-SEASON TOTAL TOUCHDOWNS

1.	22	Manny Hazard	1989
2.	21	Greg Ward Jr.	2015
	21	Patrick Edwards	2011
4.	19	Anthony Alridge	2007
5.	17	Alton McCaskill	2021
	17	Bryce Beall	2008

HOUSTON 100-YARD GAMES IN A SEASON (FRESHMAN)

1.	5	Bryce Beall	2008
2.	4	Alton McCaskill	2021

HOUSTON CAREER PASSING YARDS

1.	19,127	Case Keenum	2007-11
6.	8,202	Andre Ware	1987-89
7.	7,389	Clayton Tune	2018-pres.

HOUSTON CAREER TOUCHDOWN PASSES

1.	155	Case Keenum	2007-11
4.	75	Andre Ware	1987-90
5.	60	Clayton Tune	2018-pres.

HOUSTON CAREER COMPLETIONS

1.	1,546	Case Keenum	2007-11
7.	660	Andre Ware	1987-90
8.	579	Clayton Tune	2018-pres.

HOUSTON CAREER 300-YARD PASSING GAMES

1.	39	Case Keenum	2007-11
5.	9	David Piland	2010-13
		Jason McKinley	1997-00
		Jimmy Klingler	1991-93
8.	8	Clayton Tune	2018-pres.
		Greg Ward Jr.	2013-16

HOUSTON CAREER TOTAL OFFENSE

1.	20,114	Case Keenum	2007-11
6.	8,058	Andre Ware	1987-89
7.	8,032	Clayton Tune	2018-pres.

HOUSTON SINGLE-SEASON TOUCHDOWN PASSES

1.	54	David Klingler	1990
10.	28	John O'Korn	2013
11.	26	Clayton Tune	2021

HOUSTON SINGLE-SEASON TOUCHDOWN RECEPTIONS

1.	22	Manny Hazard	1989
9	11	Seven-way tie	
	11	Nathaniel Dell	2021

HOUSTON CAREER FIELD GOALS MADE

1.	70	Roman Anderson	1988-91
2.	59	Matt Hogan	2008-12
3.	48	Dalton Witherspoon	2018-pres.

HOUSTON CAREER FIELD GOAL PCT.

1.	85.7	Ty Cummings	2013-16
2.	83.1	Matt Hogan	2008-12
3.	75.0	Dalton Witherspoon	2018-pres.

HOUSTON CAREER SCORING - KICKING

1.	423	Roman Anderson	1988-91
2.	405	Matt Hogan	2009-12
3.	331	Dalton Witherspoon	2018-pres.

NCAA CAREER RETURN TOUCHDOWNS

1.	9	Marcus Jones	Houston/Troy	2017-pres.
		Dante Pettis	Washington	2014-17
		Avery Williams	Boise State	2017-20

NCAA CAREER KICKOFF RETURN TOUCHDOWNS (SINCE 1976)

1.	7	Tyron Carrier	Houston	2008-11
		Rashaad Penny	San Diego State	2014-17
		Tony Pollard	Memphis	2015-18
		Savon Scarver	Utah State	2017-21
		C.J. Spiller	Clemson	2006-09
t6.	6	Marcus Jones	Houston/Troy	2017-pres.

HOUSTON CAREER RETURN TOUCHDOWNS

1.	7	Tyron Carrier	2008-11
2.	5	Marcus Jones	2020-pres.
		Don Bean	1966-67

HOUSTON CAREER PUNT RETURN YARDS

1.	906	Don Bean	1966-67
2.	697	Marcus Jones	2020-pres.

HOUSTON SINGLE-SEASON PUNT RETURN YARDS

1.	522	Don Bean	1967
2.	415	Chuck Weatherspoon	1989
3.	384	Don Bean	1966
4.	360	Marcus Jones	2021
5.	337	Marcus Jones	2020

HOUSTON CAREER PUNT RETURN TOUCHDOWNS

1.	5	Don Bean	1966-67
2.	3	Marcus Jones	2020-pres.

HOUSTON CAREER KICKOFF RETURN TOUCHDOWNS

1.	7	Tyron Carrier	2008-11
2.	3	Marquez Stevenson	2016-20
3.	2	Marcus Jones	2020-pres.
		Brandon Wilson	2013-15