

2012 FOOTBALL



2012 CINCINNATI FOOTBALL MEDIA INFORMATION



CINCINNATI



UC SPORTS COMMUNICATIONS: RICHARD E. LINDNER CENTER // 2751 O'VARSITY WAY SUITE 860 CINCINNATI, OHIO 45221-0021 // GOBEARCATS.COM

GET CONNECTED:



GoBEARCATS.com
CoachButchJones.com



@GoBEARCATS
@CoachJonesUC



UniversityofCincinnatiBears

2012 SCHEDULE

SEPTEMBER

| | | |
|----|---|--------|
| 6 | PITTSBURGH * (ESPN) | 8 p.m. |
| 15 | DELAWARE STATE (ESPN3) | 7 p.m. |
| 29 | Virginia Tech (FedEx Field – Landover, Md.) | TBA |

OCTOBER

| | | |
|----|------------------------------|--------|
| 6 | MIAMI (OH) (FOX Sports Ohio) | 7 p.m. |
| 13 | FORDHAM (ESPN3) | 7 p.m. |
| 20 | at Toledo (ESPNU/ESPN3) | TBA |
| 26 | at Louisville * (ESPN/ESPN2) | 8 p.m. |

NOVEMBER

| | | |
|----|------------------------------|------|
| 3 | SYRACUSE * | TBA |
| 10 | at Temple * | TBA |
| 17 | RUTGERS * (BIG EAST Network) | Noon |
| 23 | USF * (ESPN, ESPN2) | TBA |

DECEMBER

| | | |
|---|-------------------------------------|-----|
| 1 | at Connecticut * (ABC, ESPN, ESPN2) | TBA |
|---|-------------------------------------|-----|

*-BIG EAST Conference Game; Home games in **BOLD CAPS**
Dates and times, when announced, are subject to change

COACHING STAFF

| | |
|------------------|------------------------------------|
| BUTCH JONES | Head Coach |
| STEVE STRIPLING | Asst. HC/Defensive Line |
| MIKE BAJAKIAN | Offensive Coordinator/QB |
| JOHN JANICEK | Defensive Coordinator/LB |
| MARK ELDER | Special Teams Coordinator/Safeties |
| DAVE JOHNSON | Tight Ends |
| DON MAHONEY | Offensive Line |
| ROY MANNING | Running Backs |
| SHANNON MORRISON | Cornerbacks |
| T.J. WEIST | Wide Receivers |

FUTURE SCHEDULES

- » In 2013, UC plays host to Purdue and Northwestern State and will travel to Chicago to play Illinois at Soldier Field along with a trip to Oxford to play Miami (OH).
- » The 2014 schedule will see Stony Brook, Toledo and Miami (OH) come to UC with a road game at Ohio State.
- » In 2015, the Bearcats have the unique distinction of playing both Miamis – travelling to Miami (OH) and Miami (Fla.).

SPORTS COMMUNICATIONS

RYAN KOSLEN..... Assoc. SID/Football Contact
Phone (O/C):..... 513-556-5186/513-497-3132
Email:..... Ryan.Koslen@uc.edu
Twitter:..... @Koz_UC
Web:..... GoBEARCATS.com
Nippert Stadium Press Box:..... 513-556-1010

DOUG MOSLEY..... Sr. Assoc. AD/External & Media Comm.
Phone (O/C):..... 513-556-0667/318-366-8734
Email:..... Doug.Mosley@uc.edu
Twitter:..... @UCDougMosley

CINCINNATI FOOTBALL

PRESENTED BY: FIFTH THIRD BANK

2012 BIG EAST MEDIA DAY NOTEBOOK

2012 TEAM INFORMATION

| | |
|------------------------------|--------------------|
| Basic Offense | Spread |
| Basic Defense | Multiple |
| Letterwinners Returning/Lost | 43/21 |
| O D ST | 20/9 21/10 2/2 |
| Starters Returning/Lost | 13/12 |
| O D ST | 4/7 7/4 2/1 |

2011 INFORMATION

| | |
|------------------------|--|
| Overall Record | 10-3 |
| Home/Road/Neutral | 5-1/4-2/1-0 |
| BIG EAST Record/Finish | 5-2/t-1st |
| Postseason | Def. Vanderbilt 31-24 in AutoZone Liberty Bowl |
| Final Ranking | No. 25 (AP); No. 21 (USA Today) |

BEARCATS ENTER 2012 LOOKING FOR FOURTH BIG EAST CROWN IN FIVE YEARS

TEAM 125 ...

- » The University of Cincinnati football team, under the direction of third-year head coach Butch Jones will play its 125th season of football in 2012.
- » The Bearcats program dates to 1885 and ranks as one of the 10 oldest in major college football and following a 10-3 campaign in 2011, holds an all-time mark of 561-553-51.
- » UC has won three of the past four BIG EAST Championships and has played in a bowl game in five of the past six seasons.
- » Jones, the 2011 BIG EAST Conference Coach of the Year, enters his third season with the Bearcats program and his sixth as a collegiate head coach.
- » He has won three conference championships (2007, 2009 at Central Michigan, 2011 at Cincinnati).
- » The Bearcats have won 55 games over the last six years, the most among current members of the Big East.
- » UC returns 13 starters and 43 letterwinners from the 2011 squad that won its third BIG EAST Conference title in four years and will have to replace seven offensive starters and four defensive starters in the lead up to the 2012 season.
- » Some of the key returnees are: QB Munchie Legaux (749 yards, 5 TD, 4 INT), RB George Winn (219 yards, 2 TD), RB Jameel Poteat (108 yards, TD), WR Anthony McClung (49 catches, 683 yards, 6 TD), WR Kenbrell Thompson (44 catches, 536 yards, 2 TD), RG Austen Bujnoch, RT Eric Lefeld, RT Sean Hooley, DE Walter Stewart (44 tackles, 11 TFL, 6 sacks), DE Dan Giordano (35 tackles, 9 TFL, 5 sacks), LB Maalik Bomar (61 tackles, 3.5 TFL), LB Nick Temple (35 tackles, 2.5 TFL), SS Drew Frey (1st Big East, 73 tackles, 2 INT), CB Deven Drane (42 tackles, 3 INT), CB Cameron Cheatham (59 tackles, 3 INT), PK Tony Miliano (17-25 FG), P Pat O'Donnell (1st Big East, 43.8 avg.), RB/KR Ralph David Abernathy IV (26.5 avg., TD) and DB Chris Williams (46 tackles, 4.5 TFL).

ALL OF THE LIGHTS ...

- » UC will open the 2012 campaign against BIG EAST Conference rival Pittsburgh in a Thursday night ESPN primetime matchup under the lights in historic Nippert Stadium.
- » The Bearcats will begin the season with a conference opponent for the first time since 2009 against Rutgers.
- » UC is 3-2 all-time in season-opening league games, and has won five consecutive BIG EAST openers with a 5-2 all-time

mark in openers as a member of the league.

- » UC has gone 9-7 in its past 16 lid lifters and is 78-38-10 in 124 openers all time.

LOOKING AHEAD ...

- » The Bearcats will report back to campus on Aug. 7 and depart almost immediately for the Higher Ground Conference & Retreat Center in West Harrison, Ind.
- » UC will open practice at Higher Ground on Aug. 8 and return to campus on Aug. 25 following a 19-day stay in the woods.
- » Cincinnati opens the season with a bye week and will play its first game against Pittsburgh on Thursday, Sept. 6 inside Nippert Stadium.
- » After playing Delaware State on Sept. 15, UC will have its second bye of the season ahead of a matchup against Virginia Tech at FedEx Field in Landover, Md., a UC home game.
- » The Bearcats will play 10-straight weeks to close the season but will not face a true road game until playing Toledo on Oct. 20 in the Glass Bowl and BIG EAST foe Louisville on Oct. 28 at Papa John's Cardinal Stadium.

YOUNGSTERS TAKING OVER ...

- » When UC Head Coach Butch Jones has been making reference to being a young football team entering 2012, he's not making it up.
- » Sixty-four student athletes are at a sophomore level or below with only 40 upperclassmen.
- » The freshmen class of 28 individuals makes up the largest group, which grows to 43 players including redshirts.

2012 UC ROSTER BREAKDOWN BY CLASS

| Class | No. |
|-------------------|-----|
| Freshmen | 28 |
| Redshirt Freshmen | 15 |
| Sophomores | 21 |
| Juniors | 18 |
| Seniors | 22 |

#BEARCATS ...

- » When tweeting and engaging others on social media networks about UC or the Bearcats, please use #Bearcats.

QUICK FACTS

GENERAL INFORMATION

| | |
|------------------------------|-------------------------|
| Location | Cincinnati, OH 45221 |
| Founded..... | 1819 |
| Enrollment..... | 42,750 |
| Conference..... | BIG EAST |
| Nickname | Bearcats |
| Colors | Red (PMS 186) & Black |
| Home Field | Nippert Stadium |
| Surface/Capacity | FieldTurf/35,000 |
| President | Dr. Gregory H. Williams |
| Director of Athletics | Whit Babcock |
| Faculty Representative | Dr. David M. Szymanski |

HISTORY

| | |
|------------------------------|-----------------------|
| First Year of Football | 1885 |
| All-time Record | 561-553-51 |
| All-time Bowl Record | 7-6 |
| Last Bowl | 2011 AutoZone Liberty |
| Last Bowl Opponent | Vanderbilt (W, 31-24) |

2012 TEAM INFORMATION

| | |
|------------------------------------|--------------------|
| Basic Offense | Spread |
| Basic Defense | Multiple |
| Letterwinners Returning/Lost | 43/21 |
| O D ST | 20/9 21/10 2/2 |
| Starters Returning/Lost | 13/12 |
| O D ST | 4/7 7/4 2/1 |

2011 INFORMATION

| | |
|------------------------------|---------------------------------|
| Overall Record | 10-3 |
| Home/Road/Neutral | 5-1/4-2/1-0 |
| BIG EAST Record/Finish | 5-2/t-1st |
| Final Ranking | No. 25 (AP); No. 21 (USA Today) |

COACHING STAFF

| | |
|---|---|
| Head Coach, Alma Mater | Butch Jones, Ferris State 1990 |
| Record at UC/Years | 14-11/2 |
| Career Record/Years..... | 41-24/5 |
| Football Office Phone | (513) 556-4110 |
| Best time to reach coach | Contact SID |
| Asst. Head Coach/Co-Defensive Coordinator/DL..... | Steve Stripling |
| Defensive Coordinator/LB..... | John Jancek |
| Offensive Coordinator/QB..... | Mike Bajakian |
| Recruiting Coordinator/WR | T.J. Weist |
| Special Teams Coordinator/S..... | Mark Elder |
| Asst. Coaches..... | Dave Johnson (TE), Don Mahoney (OL) |
| | Roy Manning (RB), Shannon Morrison (CB) |
| Director of Player Welfare & Development | Antrione Archer |
| Coordinator of Recruiting Services | Mike Waugh |
| Asst. AD/Football Ops | John Widecan |
| Chief of Staff | Chris Spognardi |
| Assistant to the Head Coach..... | Sherry Murray |
| 1200 Club Director | Keith Pantling |
| Graduate Assts. | Chase Gibson (Def.), Joseph Hensel (Off.) |
| | Cody Kempt (Off.), Larry Knight (Def.) |
| Quality Control Assts. | Avery Hawkins, Greg Meyer |
| Asst. AD/Sports Performance | Dave Lawson |
| Director Of Strength & Conditioning (FB) | Mike Szerszen |
| Skill Development Coach (FB) | Brandon Myles |
| Assoc. AD/Sports Medicine | Bob Mangine |
| Assoc. Athletic Trainer..... | Emi Matsuno |
| Equipment Manager..... | Todd McMinn |
| Asst. Equipment Manager..... | Andy Frigge |
| Video Coordinator | Greg Bruner |
| Video Graduate Assistant..... | Adam Niemeyer |

2012 SCHEDULE

| DAY | DATE | OPPONENT (TV) | TIME |
|----------|----------|---|--------|
| Thurs. | Sept. 6 | PITTSBURGH* (ESPN) | 8 p.m. |
| Saturday | Sept. 15 | DELAWARE STATE (ESPN3) | 7 p.m. |
| Saturday | Sept. 29 | Virginia Tech (FedEx Field – Landover, Md.) | TBA |
| Saturday | Oct. 6 | MIAMI (OH) (FS Ohio) | 7 p.m. |
| Saturday | Oct. 13 | FORDHAM | TBA |
| Saturday | Oct. 20 | at Toledo (ESPNU/ESPN3) | TBA |
| Friday | Oct. 26 | at Louisville* (ESPN/ESPN2) | 8 p.m. |
| Saturday | Nov. 3 | SYRACUSE* | TBA |
| Saturday | Nov. 10 | at Temple* | TBA |
| Saturday | Nov. 17 | RUTGERS* (BIG EAST Network) | Noon |
| Friday | Nov. 23 | USF* (ESPN, ESPN2) | TBA |
| Saturday | Dec. 1 | at Connecticut* (ABC, ESPN, ESPN2) | TBA |

*-BIG EAST Conference Game; Home games in BOLD CAPS; All times eastern.

DIRECTIONS TO NIPPERT STADIUM

The physical address for Nippert Stadium is 99 West Corry Street Cincinnati, OH 45219

FROM I-71 South (Columbus)

I-71 south to Exit 3 - Taft Road (Taft is one-way going west).

Stay on Taft approximately seven blocks to the intersection of Jefferson Avenue. University Plaza will appear on the right.

Turn right at the University Plaza onto Jefferson Avenue.

At the first light, turn left on Corry Street.

Corry and Calhoun Garages are on the left.

FROM U.S. 50 (Portsmouth and East)

U.S. 50 to Taft Road (Taft is one-way going west).

Stay on Taft to the intersection of Jefferson Avenue.

Turn right at the University Plaza onto Jefferson Avenue.

At the first light, turn left on Corry Street.

Corry and Calhoun Garages are on the left.

FROM I-75 North or South

Take Exit 3 - Hopple Street. At the end of the ramp (stop light) turn left (east).

Cross over interstate and through Central Parkway. Hopple eventually becomes Martin Luther

King Drive, the campus will appear on the right.

At the sixth light, turn right onto Jefferson Avenue.

At the second light, Corry Street, turn right.

Corry and Calhoun Garages are on the left.

FROM I-74 (Indianapolis and West)

Take I-74 to I-75 south

Follow directions above from I-75.

Fifth Third Arena at Shoemaker Center is to the right with Nippert Stadium next to it. Armory Fieldhouse is behind the Shoemaker Center. Gettler Stadium is on the left.

GAMEDAY PARKING

Media parking on football gamedays will be provided, if available, in Calhoun Garage, CCM Garage, Corry Garage, University Avenue Garage and Varsity Village Garage. Cash parking is on a space available basis for \$10 per car in the Campus Green, Woodside, Clifton Court (enter from Clifton Avenue), and Eden Garages (located on the East Campus and a free shuttle service will be provided).

SPORTS COMMUNICATIONS

The University of Cincinnati Sports Communications Office is ready to assist you in every way possible to make the experience of covering UC Athletics productive and rewarding. For this reason, we have developed policies and procedures which will require cooperation on the part of the media. Not complying with these policies will result in the refusal of credentials/access.

Richard E. Lindner Center • Suite 860 • 2751 O'Varsity Way • Cincinnati, OH 45221-0021

SID Phone 513-556-5191
 Fax 513-556-0619
 Press Box Phone (Nippert) 513-556-1010
 Press Box Phone (Paul Brown) 513-455-4860
 Website GoBEARCATS.com
 Twitter @GoBEARCATS

Ryan Koslen Associate Director/Football Contact
 513-497-3132 Ryan.Koslen@uc.edu
 Doug Mosley Sr. Assoc. AD/Media Relations & Strategic Communications
 513-556-0667 Doug.Mosley@uc.edu
 Jeremy Martin Associate Director
 513-556-5181 Jeremy.Martin@uc.edu
 Katie Baran Assistant Director
 513-556-5191 Katie.Baran@uc.edu
 Jeff Geiser Assistant Director
 513-556-0618 Jeff.Geiser@uc.edu
 Tom Gelehrter Director, New Media & Broadcasting
 513-556-1275 Tom.Gelehrter@uc.edu

MEDIA CREDENTIALS

Requests for official working media credentials should be directed to the UC Sports Communications Office. All credential requests should be received no later than noon, two days prior to the game. For more information, contact UC Sports Communications at 513.556.5191. Season credentials will be available for pickup prior to the first game. No credentials will be mailed after Tuesday preceding the game. Thereafter, credentials may be picked up on gameday at the media will call located on the west side of Fifth Third Arena at the ticket windows.

SCOUTING PASSES

Professional scouts may obtain credentials through UC's Sports Communications Office. Scouts will be issued seating in the press box on a space-available basis.

SIDELINE PASSES

The University of Cincinnati follows NCAA guidelines regarding media representatives on the sidelines. Photographers and videographers are permitted to shoot between the 23-yard lines and the goal lines on both sidelines, or anywhere behind the restraining line in the end zone.

PRESS BOX SERVICES

Complete stats, scoring summaries, running play-by-play, quickie stats and post-game notes and quotes are provided by the UC Sports Communications Office. Pre-game food service is available beginning approximately two hours prior to kickoff, while beverages are available throughout the contest. This service is provided as a courtesy to working media. In addition, concession areas are available within the stadium confines. Wireless internet is available in the press box at Nippert Stadium. Members of the UC Sports Communications staff will be available to assist you. There is no access fee.

GOING GREEN

Starting with the 2010 season, the University of Cincinnati will no longer print media guides. Complete information, including a record book/media supplement will be made available on the football page at www.GoBEARCATS.com.

ON THE WEB

Information on the University of Cincinnati football team is available at www.GoBEARCATS.com. To receive the UC updates via email, please send a request to Ryan Koslen (ryan.koslen@uc.edu). Information on the BIG EAST Conference and all member institutions is also available through the BIG EAST web site at www.BIGEAST.org.

UC WEEKLY MEDIA LUNCHEON

The Bearcats hold a weekly media luncheon each Tuesday in the second floor Bob Goin Team Room of Richard E. Lindner Center. Lunch is served at 11:30 a.m., selected players are available for one-on-one interviews from 11:45-12:15, and head coach Butch Jones takes the podium at 12:15.

PRACTICES

During a typical Saturday game week, media may interview players and coaches immediately following practice on either Tuesday or Wednesday. Practice is generally closed to the public. Anyone hoping to observe practice should contact UC Sports Communications in advance. Failure to do so may result in an individual's removal from the venue. During regular-season practices, unless otherwise noted, still and television photographers will be allowed to shoot stretching and the first 20 minutes (four periods). At the conclusion of practice, head coach Butch Jones will address the media on the field. First-year players, including freshmen and transfers, will be made available to the media only after they have made a significant contribution or at the coach's discretion.

WEB VIDEO CONTENT

Per UC's multimedia contract with IMG College, UC coaches, players, and administrators are not permitted to take part in one-on-one interviews or feature stories that will be made available exclusively for internet distribution.

INTERNET POLICIES

Live updating of websites, blogs and social network feeds is not allowed during practices.

POSTGAME INTERVIEWS

The UC locker room will remain closed following all football games. Media should request players through UC Sports Communications personnel for the media room during the fourth quarter. Media will be allowed to enter the field (for home games) late in the fourth quarter but will not be allowed to conduct interviews with UC football players on the field (home or away). Only the originating television and radio networks will be allowed to conduct interviews on the field.

Coach Jones will address the media in Room 3200 of the Campus Recreation & Wellness Center following home games. Players will be brought into the interview area as soon as possible.

Postgame availability on the road will be determined on gameday. Please see football contact Ryan Koslen for details.

BIG EAST TELECONFERENCE

Head Coach Butch Jones will participate in the BIG EAST Conference's weekly football coaches media teleconference each Monday, beginning Aug. 27 and running through Nov. 26. Coach Jones's time slot is scheduled for 12:10 p.m. ET. Interested media may access the teleconference by calling John Paquette or Chuck Sullivan at the BIG EAST Conference for more details. For those who are not able to participate during the live teleconference, an archive of Monday's call will be available on the BIG EAST Web site at www.BIGEAST.org.

The call begins promptly at 11 a.m., with the order of schools to be released by the BIG EAST Conference prior to the first call of the season.

collegepressbox.com
 SINCE 2005 EVERYTHING BUT THE PRE-GAME MEAL

collegepressbox.com is the official media website for BIG EAST Conference football. Access and download weekly game notes, quotes, statistics, media guides, headshots, logos and more for the conference and each of its member schools. Login information will be distributed to accredited media or you can apply for a password by sending an e-mail to password@collegepressbox.com.

2012 UNIVERSITY OF CINCINNATI FOOTBALL

MEDIA CALENDAR

Listed below is a tentative schedule of media opportunities entering the 2012 season. During a typical game week, Head Coach Butch Jones will be available on the BIG EAST Coaches Call Monday, at his press conference on Tuesday and following practice on Wednesday. Players will be available following practice on Tuesdays and Wednesdays.

| Sun. | Mon. | Tues. | Wed. | Thurs. | Fri. | Sat. | Sun. | Mon. | Tues. | Wed. | Thurs. | Fri. | Sat. |
|--|--|--|----------------------------|---|--------------------|--|----------|---------------------------------------|--|----------------------------|--------|--|---|
| | JULY 30 BIG EAST Media Days | 31 BIG EAST Media Days | AUG. 1 | 2 | 3 | 4 | SEPT. 30 | OCT. 1 BIG EAST Coaches Call | 2 UC Press Conference Noon Player Interviews | 3 Player Interviews | 4 | 5 | 6 GAME 4 MIAMI (OH) 7 p.m. • Nippert |
| 5 | 6 | 7 PLAYERS REPORT DEPART FOR HIGHER GROUND | 8 FIRST PRACTICE | 9 | 10 | 11 | 7 | 8 BIG EAST Coaches Call | 9 UC Press Conference Noon Player Interviews | 10 Player Interviews | 11 | 12 | 13 GAME 5 FORDHAM 7 p.m. • Nippert |
| 12 | 13 | 14 | 15 | 16 | 17 PHOTO DAY | 18 | 14 | 15 BIG EAST Coaches Call | 16 UC Press Conference Noon Player Interviews | 17 Player Interviews | 18 | 19 | 20 GAME 6 @TOLEDO TBA • Glass |
| 19 | 20 | 21 | 22 | 23 | 24 | 25 RETURN FROM HIGHER GROUND | 21 | 22 BIG EAST Coaches Call | 23 UC Press Conference Noon Player Interviews | 24 Player Interviews | 25 | 26 GAME 7 @LOUISVILLE 8 p.m. • PJCS | 27 |
| 26 MEET THE TEAM EVENT DAVE & BUSTER'S TRI-COUNTY | 27 BIG EAST Coaches Call | 28 | 29 | 30 | 31 | SEPT. 1 | 28 | 29 BIG EAST Coaches Call | 30 UC Press Conference Noon Player Interviews | 31 Player Interviews | NOV. 1 | 2 | 3 GAME 8 SYRACUSE TBA • Nippert |
| 2 Player Interviews | 3 BIG EAST Coaches Call Player Interviews | 4 UC Press Conference Noon | 5 | 6 GAME 1 PITTSBURGH 8 p.m. • Nippert | 7 | 8 | 4 | 5 BIG EAST Coaches Call | 6 UC Press Conference Noon Player Interviews | 7 Player Interviews | 8 | 9 | 10 GAME 9 @TEMPLE TBA • LFF |
| 9 | 10 BIG EAST Coaches Call | 11 UC Press Conference Noon Player Interviews | 12 Player Interviews | 13 | 14 | 15 GAME 2 DELAWARE ST. 7 p.m. • Nippert | 11 | 12 BIG EAST Coaches Call | 13 UC Press Conference Noon Player Interviews | 14 Player Interviews | 15 | 16 | 17 GAME 10 RUTGERS Noon • Nippert |
| 16 | 17 BIG EAST Coaches Call | 18 | 19 | 20 | 21 | 22 | 18 | 19 BIG EAST Coaches Call | 20 UC Press Conference Noon Player Interviews | 21 Player Interviews | 22 | 23 GAME 11 USF TBA • Nippert | 24 |
| 23 | 24 BIG EAST Coaches Call | 25 UC Press Conference Noon Player Interviews | 26 Player Interviews | 27 | 28 | 29 GAME 3 VIRGINIA TECH TBA • FedEx | 25 | 26 BIG EAST Coaches Call | 27 UC Press Conference Noon Player Interviews | 28 Player Interviews | 29 | 30 | DEC. 1 GAME 12 @CONNECTICUT TBA • Rentschler |

BIG EAST COMPOSITE SCHEDULE

Thursday, August 30

Massachusetts at Connecticut 7:30 p.m., BIG EAST Network

Friday, August 31

Villanova at Temple 7 p.m., ESPN3

Saturday, September 1

Northwestern at Syracuse Noon, ESPN2

Rutgers at Tulane 8 p.m., CBS SN

Youngstown State at Pittsburgh 6 p.m., ESPN3

Chattanooga at USF 7 p.m., ESPN3

Sunday, September 2

Kentucky at Louisville 3:30 p.m., ESPN

Thursday, September 6

PITTSBURGH at CINCINNATI 8 p.m., ESPN

Saturday, September 8

North Carolina State at Connecticut Noon, BIG EAST Network

Maryland at Temple Noon, ESPN2

Missouri State at Louisville 3:30 p.m., BIG EAST Network

Howard at Rutgers 3:30 p.m., BIG EAST Network

USF at Nevada 3:30 p.m., CBS SN

Southern California at Syracuse 1 3:30 p.m., ABC/ESPN2

Thursday, September 13

RUTGERS at USF 7:30 p.m., ESPN

Saturday, September 15

Virginia Tech at Pittsburgh Noon, ESPN/ESPN2/ESPN3

Connecticut at Maryland 12:30 p.m., ACC Network

North Carolina at Louisville 3:30 p.m., ABC /ESPN2

Stony Brook at Syracuse 4 p.m., BIG EAST Network

Delaware State at Cincinnati 7 p.m., ESPN3

Saturday, September 22

Connecticut at Western Michigan 2 p.m., ESPN3

Gardner-Webb at Pittsburgh 3:30 p.m., ESPN3

USF at Ball State 4:30 p.m., BIG EAST Network

Louisville at Florida International 7 p.m., ESPN2/ESPN3

Syracuse at Minnesota 8 p.m., Big Ten Network

Rutgers at Arkansas

Temple at Penn State

Saturday, September 29

Buffalo at Connecticut Noon, BIG EAST Network

Louisville at Southern Mississippi 8 p.m., CBS SN

Cincinnati vs. Virginia Tech 2

Florida State at USF ABC/ESPN/ESPN2

Friday, October 5

PITTSBURGH at SYRACUSE 7 p.m., ESPN

Saturday, October 6

Miami (Ohio) at Cincinnati 7 p.m., BIG EAST Network

CONNECTICUT at RUTGERS

USF at TEMPLE

Saturday, October 13

Fordham at Cincinnati

TEMPLE at CONNECTICUT

LOUISVILLE at PITTSBURGH

SYRACUSE at RUTGERS

Friday, October 19

CONNECTICUT at SYRACUSE 8 p.m., ESPN

Saturday, October 20

Pittsburgh at Buffalo 3:30 p.m., BIG EAST Network

Cincinnati at Toledo ESPN2/ESPN3

USF at LOUISVILLE

RUTGERS at TEMPLE

Friday, October 26

CINCINNATI at LOUISVILLE 8 p.m., ESPN/ESPN2

Saturday, October 27

Kent State at Rutgers 3:30 p.m., BIG EAST Network

TEMPLE at PITTSBURGH

SYRACUSE at USF

Saturday, November 3

Pittsburgh at Notre Dame 3:30 p.m., NBC

SYRACUSE at CINCINNATI

CONNECTICUT at USF

TEMPLE at LOUISVILLE

Friday, November 9

PITTSBURGH at CONNECTICUT 8 p.m., ESPN2

Saturday, November 10

CINCINNATI at TEMPLE

LOUISVILLE at SYRACUSE

Army at Rutgers

Saturday, November 17

Temple at Army Noon, CBS SN

RUTGERS at CINCINNATI Noon, BIG EAST Network

USF at Miami (Fla.)

Syracuse at Missouri

Friday, November 23

USF at CINCINNATI ABC/ESPN/ESPN2

SYRACUSE at TEMPLE ABC/ESPN/ESPN2

Saturday, November 24

CONNECTICUT at LOUISVILLE

RUTGERS at PITTSBURGH

Thursday, November 29

LOUISVILLE at RUTGERS 7:30 p.m., ESPN

Saturday, December 1

CINCINNATI at CONNECTICUT ABC/ESPN/ESPN2

PITTSBURGH at USF ABC/ESPN/ESPN2

1 New York's College Classic, MetLife Stadium, East Rutherford, N.J.

2 at FedEx Field, Landover, Md.

All times Eastern; all dates and times subject to change

Additional television arrangements will be announced as they become available and are subject to change

RADIO/TV INFORMATION

UC SPORTS COMMUNICATIONS STAFF



DOUG MOSLEY
SR. ASSOCIATE ATHLETIC
DIRECTOR
Cell: 318.366.8734
doug.mosley@uc.edu



RYAN KOSLEN
ASSOCIATE SID
Cell: 513.497.3132
ryan.koslen@uc.edu
FOOTBALL CONTACT



JEREMY MARTIN
ASSOCIATE SID
Cell: 513.519.9792
jeremy.martin@uc.edu



KATIE BARAN
ASSISTANT SID
Cell: 513.378.9712
katie.baran@uc.edu



JEFF GEISER
ASSISTANT SID
Cell: 513.235.3446
jeff.geiser@uc.edu



TOM GELEHRTER
DIR./NEW MEDIA &
BROADCASTING
Office: 513.556.1275
tom.gelehrter@uc.edu



SHANE HARRISON
MGR./VIDEO PRODUCTION
Cell: 513.556.5004
shane.harrison@uc.edu

RADIO

University of Cincinnati fans have had no trouble tracking the Bearcats due to their radio network.

700 WLW begins its 19th season as the Bearcats' broadcast partner. The station's 50,000-watt signal can project UC games to 38 states and a third of Canada, and worldwide via 700WLW.com, making it possible for UC football fans to hear every game.

WLW augments the broadcast coverage with pregame and postgame programming. Additionally, head coach Butch Jones is featured on an hour-long call-in show each week from the original Montgomery Inn, allowing Cincinnati fans to meet the coach and ask their questions up close and personal.

ON-AIR TALENT



Dan Hoard

DAN HOARD – Play-by-Play

Dan Hoard is in his 13th season as the Voice of the Bearcats, handling the play-by-play duties for the football and men's basketball teams. Hoard, also the radio announcer for the Cincinnati Bengals, first served as UC's over-the-air voice in 1996 and handled the play-by-play on the local television telecasts from 1996-2000. He took over the radio play-by-play duties in 2000.



Jim Kelly, Jr.

JIM KELLY, JR. – Color Analyst

Jim Kelly, a standout receiver for the Bearcats in the mid-1970's, returns for his 22nd season as an analyst. Jim is the son of the late Jim Kelly, Sr., who was associated with UC for over 40 years as an athlete, assistant coach, and administrator. Kelly, Jr. followed in his father's footsteps as an athlete and started three seasons as a wide receiver for UC in the mid-1970's.



Tom Gelehrter

TOM GELEHRTER – Sideline Reporter

Tom Gelehrter is in his sixth year as the sideline reporter for UC football broadcasts. UC's Director of New Media and Broadcasting, Gelehrter is a 2002 graduate of Syracuse University and has worked for the past six years as a college sports broadcaster at both Cincinnati and the University of Akron. A Cleveland native, Gelehrter also hosts Bearcats Sports Weekly with Butch Jones and Mick Cronin on FOX Sports Ohio.



Mo Egger

MO EGGER – Host and Engineer

Mo Egger is the host, producer, and engineer on UC broadcasts. He is the morning sports anchor on 700 WLW, and hosts afternoons on ESPN 1530. A New Jersey native and a graduate of the University of Dayton, he has been with Clear Channel since 1997 and has worked on UC broadcasts since 2001.

TELEVISION

When it comes to television, the University of Cincinnati has one of the most extensive television packages in the country as its partners cover not only the state of Ohio, but the nation.

Seven BIG EAST Conference members are located in the top 12 media markets (DMAs), and 12 members are located in the top 34, covering over 25 percent of all U.S. markets - by far, the largest coverage of any conference. Since its inception in 1979, the BIG EAST Conference has prided itself as a creative innovator in television and publicity concepts.

The BIG EAST has continued that tradition today by providing student-athletes at its 16 member institutions with unparalleled exposure through new landmark agreements with its two primary television partners: ESPN and CBS Sports. The specifics from each of the league's television agreements are outlined below.

The 2011-12 academic year marks the sixth year of a six-year agreement between the BIG EAST Conference and ESPN, Inc. for men's and women's basketball and football. Both founded in 1979, ESPN and the BIG EAST have enjoyed a relationship that has existed for the lives of both entities. The current landmark men's and women's basketball and football contracts have ensured a long-term continuation of that relationship. The number of guaranteed BIG EAST Conference appearances in these sports has been expanded to unprecedented levels under these pacts. Further, they ensure that the BIG EAST will continue to have a solid foothold in national and regional television and new media exposure in the foreseeable future.

In addition, the BIG EAST Network, produced by ESPN Regional Television (ERT) will continue to distribute its Game of the Week package to a nationally syndicated audience, reaching more than 30 million homes. The package is carried by WKRC Local 12 in Cincinnati.

UC is in a multi-year agreement with FOX Sports Ohio that makes the network the exclusive regional cable home of UC football. Programming includes game telecasts, preseason and postseason specials, game replays on Sunday nights, and a weekly coaches show titled 'Bearcats Sports Weekly With Butch Jones'.



BROADCAST PARTNERS





Entering its 111th season, Carson Field at Nippert Stadium is the venerable home of the University of Cincinnati football team and provides the Bearcats with one of the best home-field environments in college football.

Nippert Stadium has been home to Bearcats football since 1901, making it the fourth-oldest playing site and fifth-oldest stadium in college football.

The Bearcats have established program attendance standards over the last five seasons. UC drew a total of 30,246 fans in 2007 before setting back-to-back regular season average records with program-best clips of 31,965, 33,957 and 35,067 in 2008, 2009 and 2010, respectively.



Through numerous renovations, the structure situated in the middle of the Clifton campus has retained its early-century brickwork, wrought iron gates, and trim giving Nippert a comfortable old-time stadium charm and appeal, while remaining a classic showplace for college football. On Nov. 27, 2009 in a game against the University of Illinois, a crowd of 35,106 filled the stadium, setting a single-game attendance record for the fourth time in 2009.

Early-century brickwork combined with wrought iron gates and trim give Nippert a comfortable old-time stadium charm and appeal, while continuing renovations have enabled it to remain a classic showplace for college football.

The last major renovation occurred in 2005 when a new, permanent grandstand added new and improved seating in the North endzone. Underneath the structure are new game locker rooms for both the Bearcats and the visiting team.

The scoreboard features a new video board, nearly twice as large as the previous display, while the playing field is a new installation of FieldTurf, the grass-like artificial turf.

The stadium's founder was Arch Carson, who as captain and principal organizer played a significant role in starting football on the UC campus in 1885. In 1901 as physical director of the university, Carson guided the construction of the field which was later named for him -- the playing surface is still called Carson Field.

In 1916, construction began on a permanent brick-and-concrete stadium structure, which was completed, section-by-section, as funds were raised.

During the season-ending clash with rival Miami (Ohio) in 1923, Jimmy Nippert sustained a spike wound injury and died a month later from blood poisoning. His grandfather, James N. Gamble of Procter and Gamble, provided the funds needed to complete the horseshoe-shaped structure, and the James Gamble Nippert Memorial Stadium was dedicated on Nov. 8, 1924.

In 1936, the playing field was lowered 12 feet to allow spectator seating to increase to 24,000. The Reed Shank Pavilion was added in 1954 to bring the capacity to 28,000. In 1991, the capacity was upped to 35,000 through extending the upper deck, now called the Herschede-Shank Pavilion, and a new pressbox was constructed.

Artificial turf was first installed in 1970 and in 2000, the stadium became one of the first in the U.S. to utilize FieldTurf, a grass-like synthetic surface.

The stadium served as home for the American Football League expansion team, the Cincinnati Bengals, in 1968 and 1969, while their eventual permanent home at Riverfront Stadium was being constructed.

Along with this, the stadium has served as a venue for concerts by Britney Spears, Michael Jackson, NSYNC, Janet Jackson, KT Tunstall, The North Mississippi All-Stars, The Roots, the Cincinnati Opera Company and many more.

On November 2, 2008, President Barack Obama held a campaign rally at Nippert two days before the 2008 Presidential Election to an estimated 27,000 attendees.

The University is currently exploring options for future expansion and renovations to ensure that Nippert Stadium maintains its place as one of the great venues in college football.

TOP-10 CROWDS IN NIPPERT HISTORY

| Rank | Attendance | Date | Opponent |
|------|------------|------------|---------------|
| 1 | 35,106 | 11/27/2009 | Illinois |
| 2 | 35,105 | 11/13/2009 | West Virginia |
| 3 | 35,100 | 11/7/2009 | Connecticut |
| 4 | 35,099 | 10/24/2009 | Louisville |
| 5 | 35,098 | 11/22/2008 | Pittsburgh |
| 6 | 35,097 | 11/17/2007 | West Virginia |
| 7 | 35,097 | 10/13/2007 | Louisville |
| 8 | 35,097 | 09/22/2007 | Marshall |
| 9 | 35,097 | 09/02/2001 | Purdue |
| 10 | 34,603 | 11/29/2008 | Syracuse |

PRESEASON NOTEBOOK

O'DONNELL NAMED TO RAY GUY WATCH LIST ...

- » Pat O'Donnell was named to the watch list for the 2012 Ray Guy Award, which honors the nation's top collegiate punter and is presented by the Augusta Sports Council.
- » UC led the BIG EAST in net punting behind the kicking of O'Donnell, a First-Team All-BIG EAST Conference selection in 2011 as a sophomore.
- » O'Donnell, a semifinalist for the Ray Guy Award a year ago, finished with a net punting average of 43.8 yards per kick, including 26 kicks dropped inside the 20 and a league high 17 boots of 50 yards or more.
- » O'Donnell also handled the kickoff duties, averaging 64.2 yards per kick and giving the opponent and average starting field position on the 27-yard line.
- » Earlier this summer, O'Donnell was named an All-American Athlete by the National Strength and Conditioning Association (NSCA).
- » Below is a look at how O'Donnell ranks with other 2011 Ray Guy semifinalists entering the 2012 campaign.

| Player, School, Year | Pts | Gross | Net | I20% | Ret% | 50+ |
|------------------------------|-----|-------|------|------|------|-----|
| Pat O'Donnell, Cin., Jr. | 63 | 43.8 | 38.8 | 41% | 42% | 27% |
| Steven Clark, Aub., Jr. | 72 | 40.8 | 38.7 | 46% | 32% | 18% |
| Brian Schmiedebusch, BG, Jr. | 57 | 45.3 | 43.3 | 32% | 35% | 33% |
| Richie Leone, Hou., Jr. | 51 | 41.1 | 36.2 | 24% | 46% | 23% |
| Bobby Cowan, Idaho, Sr. | 88 | 46.4 | 43.2 | 19% | 19% | 36% |
| Ryan Allen, La. Tech, Sr. ^ | 86 | 45.4 | 42.3 | 45% | 33% | 34% |
| Brad Wing, LSU, So. | 59 | 44.4 | 38.1 | 46% | 59% | 34% |
| Jackson Rice, Ore., Sr. | 48 | 45.9 | 38.6 | 35% | 69% | 35% |
| Ian Campbell, UTEP, Sr. | 48 | 46.1 | 41.5 | 33% | 52% | 37% |

^—2011 Winner

BATTLING IT OUT UNDER CENTER ...

- » One of the primary position battles is going on at quarterback. Jones must find a new starter to replace graduated two-time All-BIG EAST standout Zach Collaros.
- » Munchie Legaux (New Orleans, La./Edna Karr) started three games in 2011 when Collaros went down with an injury, leading UC to a 2-1 mark and throwing for 749 yards and five touchdowns.
- » Brendon Kay (Marine City, Mich./Marine City) has been hampered by injuries during his UC career. But the 6-4, 237-pound senior is healthy and pushed Legaux for reps during 15 spring practices.
- » Patrick Coyne (Cincinnati, Ohio/Badin) redshirted in 2011 but showed great growth during the spring.

FAMILY LEGACY ...

- » Sophomore running back Ralph David Abernathy IV has a family name that should ring a historical bell.
- » Abernathy's late grandfather, Ralph Jr., was a leader in the American Civil Rights Movement, a minister and a close friend of Dr. Martin Luther King, Jr.
- » His father, Ralph III is a former Georgia State Senator.
- » Abernathy IV ran back 39 kicks for 1,034 yards and a touchdown a year ago, averaging 26.5 yards per return.
- » His 90-yard kickoff return for a touchdown helped turn the momentum in the AutoZone Liberty Bowl and the 31-24 win over Vanderbilt.

LATE ADDITIONS ADD DEPTH TO ROSTER ...

- » The University of Cincinnati football team added three student-athletes, wide receiver Braxton Lane (Tyrone, Ga./Sandy Creek HS), linebacker Jeff Luc (Port St. Lucie, Fla./Treasure Coast/Florida State) and defensive lineman Elijah

Shuler (North Brandford, Conn./North Brandford/Pierce CC), to its 2012 roster during the summer.

- » Lane is a freshman who spent the last three years playing professional baseball, Luc is a junior transfer from Florida State who will sit out the 2012 season due to NCAA regulations and Shuler is a junior-college transfer from Pierce College in Los Angeles, Calif.
- » Lane is a 5-11, 192 pound speedster out of Sandy Creek HS in Georgia, the same high school that produced another current UC wideout, sophomore Alex Chisum. Lane, a high school All-America baseball player, spent the past three seasons (2009-2011) in the Texas Rangers' minor league system playing in the Arizona League and for the Spokane Indians and Hickory Crawdads. He was selected in the seventh round of the 2009 Major League Baseball Draft by the Rangers with the 214th overall selection.
- » Luc played in 19 career games at Florida State, tallying 23 career tackles and three tackles for loss. In 2011, he played in 11 games and recorded 15 tackles and two tackles for loss. He was a highly-touted prospect out of Treasure Coast HS, ranked as the No. 1 inside linebacker in the country by Rivals.
- » Shuler joins the Bearcats after a year at Pierce College and another at Mt. Ida College. He saw time in 15 junior-college games, earning five starts and totaling 51 tackles, including 30 solo stops, 4.5 tackles for a loss and 2.5 sacks along with a QB hurry and a fumble recovery.

NEW FACES ON THE COACHING STAFF ...

- » The Bearcats added two new faces to the coaching staff in the offseason, welcoming running backs coach Roy Manning and cornerbacks coach Shannon Morrison to the staff.
- » Manning is in his second tour of duty in Clifton, having served as a graduate assistant during the 2010 season. He spent 2011 at the University of Michigan.
- » Morrison, a 16-year coaching veteran who has been a defensive coordinator at five different schools, spent the 2011 season at Memphis and was most recently at Holy Cross.
- » Along with the additions, there were some staff responsibilities changed. John Jancsek becomes the defensive coordinator and will continue to mentor the linebackers. Mark Elder has moved to defense to coach the safeties and will also add the role of special teams coordinator while TJ Weist adds the duties of recruiting coordinator.

THE KIDS ARE ALRIGHT ...

- » UC's 2012 signing class was ranked as the best in the BIG EAST Conference by Sporting News.
- » The signing class features 16 defensive players and 14 on the offensive side.
- » UC added recruits from nine different states, including 11 student-athletes from the State of Ohio, 10 from within the Tri-State area and five products of Indianapolis. The Bearcats added commitments from California (1), Florida (6), Illinois (1), Michigan (1), Pennsylvania (1) and Tennessee (2).

GETTING AN EARLY START ...

- » The Bearcats added new faces to the spring roster, welcoming nine early enrollees to campus, all high school seniors who enrolled at UC in January.
- » The first-year student-athletes, Kevin Brown (Indianapolis, Ind./Lawrence Central), Deionte Buckley (Indianapolis, Ind./Warren Central), Jonathan Burt (Indianapolis, Ind./Warren Central), Errol Clarke (Miami, Fla./Central), Bennie Coney (Plant City, Fla./Plant City), DeShawn Dowdy (Akron, Ohio/North), Marcus Foster (Troy, Ohio/Troy), Trenton

Norvell (Daytona Beach, Fla./Seabreeze) and Josh Posley (Indianapolis, Ind./Warren Central), took part in winter conditioning and spring football.

LOOKING AT THE NUMBERS ...

- » Over the past five seasons, UC ranks among the Top-20 teams in the country in terms of average Bowl Championship Series rankings.
- » Brett McMurphy at CBSsports.com recently broke down the top teams in the BCS standings over the last five years.
- » McMurphy gave each team a point ranking depending on where they finished: 25 for 1st, 24, for 2nd, etc.
- » UC ended up ranked No. 16 based off of a 22nd place finish in 2007, 12th in 2008 and third in 2009.
- » During that span, UC has won three BIG EAST Conference titles, played in two BCS bowl games and made two other bowl trips while racking up four 10-win seasons.
- » UC was the only BIG EAST Conference program ranked and finished ahead of Arkansas (19th), West Virginia (t-20th), Michigan State (22nd) and Auburn (25th).

CLASS OF THE BIG EAST? ...

- » Cincinnati is the only BIG EAST Conference program with more than one double-digit win season over the last five years, with the Bearcats racking up four 10-win campaigns.
- » The Bearcats have won 55 games over the last six years, also the most among current members of the Big East.
- » The rest, in order: Rutgers (49), South Florida (47), Pittsburgh (44), Connecticut (42), Louisville (41), Temple (36) and Syracuse (26).

NFL BEARCATS ...

- » With NFL training camps getting started, 21 former UC players are getting shots to play at the next level, including seven members of UC's 2011 BIG EAST Conference Championship squad.
- » The NFL Bearcats are: LB Connor Barwin (Houston), WR Armon Binns (Cincinnati), TE Brent Celek (Philadelphia), DE Trent Cole (Philadelphia), WR Mardy Gilyard (Philadelphia), TE Ben Guidugli (St. Louis), WR Vidal Hazelton (Cincinnati), P Kevin Huber (Cincinnati), DT John Hughes (Cleveland), C Jason Kelce (Philadelphia), OT Jeffrey Linkenbach (Indianapolis), DT Ricardo Mathews (Indianapolis), S Haruki Nakamura (Carolina), RB Isaiah Pead (St. Louis), TE Adrien Robinson (New York Giants), LB JK Schaffer (Jacksonville), DE Monte Taylor (Philadelphia), CB Brandon Underwood (Oakland), LS Mike Windt (San Diego), DT Derek Wolfe (Denver) and WR DJ Woods (Tennessee).
- » OG Trevor Canfield (New York Jets) and DE Mike Wright (New England) retired during the offseason.

LOOKING BACK AT 2011 ...

- » UC was the most improved NCAA FBS AQ team in 2011, finishing with a 10-3 mark and a Top-25 final ranking, as well as returning to postseason play, knocking of SEC foe Vanderbilt in the 2011 AutoZone Liberty Bowl, the program's first bowl win over a BCS opponent.
- » UC was the only school in the country to win a conference championship and its league team academic award and is one of two teams to win three conference titles in the last four years (Oregon).
- » Eight student-athletes earned All-BIG EAST accolades in 2011, including BIG EAST Offensive Player of the Year Isaiah Pead and BIG EAST Co-Defensive Player of the Year

Derek Wolfe. Wolfe, a senior defensive tackle, earned spots on five All-America teams, making him UC's sixth All-American since 2007.

- » JK Schaffer was named the 2011 American Eagle Outfitters BIG EAST Football Scholar-Athlete of the Year, the second-straight UC player to win that honor, leading 23 UC student-athletes on the Academic All-BIG EAST squad.
- » The Bearcats were one of the most improved defenses in the nation in 2011, leading the NCAA FBS in tackles for a loss (8.62), ranking second in sacks (3.46), sixth in rushing defense (96.23) and 20th in scoring defense (20.31). UC led the BIG EAST and ranked ninth nationally in turnover margin (0.92) while the Bearcats' 33 turnovers gained was tied for fourth nationally.
- » Offensively, UC averaged 385 yards per game, ranking No. 2 in the BIG EAST in rushing offense (178.5 ypg) and scored an average of 33.3 points per game.
- » Pead closed out his career with back-to-back 1,000-yard seasons, the first UC running back to accomplish that feat in nearly 25 years.

2011 STATS/RANKINGS:

| CATEGORY | TOTAL | NCAA | BIG EAST |
|-----------------|------------|------|----------|
| Rushing offense | 178.54 ypg | 36 | 2 |
| Passing offense | 207.15 ypg | 78 | 7 |
| Total offense | 385.69 ypg | 61 | 3 |
| Scoring offense | 33.31 ppg | 26 | 2 |
| Rushing defense | 96.23 ypg | 6 | 2 |
| Passing defense | 261.15 ypg | 99 | 7 |
| Total defense | 357.38 ypg | 42 | 6 |
| Scoring defense | 20.31 ppg | 20 | 3 |
| Turnover margin | .92 tpg | 9 | 1 |

KEY LOSSES ...

- » The Bearcats enter 2012 with the task of replacing some stalwart student-athletes from the past season.
- » Players who exhausted their eligibility include: QB Zach Collaros (2nd Big East, 1,940 yards, 15 TD, 10 INT), RB Isaiah Pead (1st Big East, OPOTY, 1,259 rushing yards, 12 TD, 319 receiving yards, 3 TD), WR D.J. Woods (37 catches, 450 yards, 2 TD), TE Adrien Robinson (12 catches, 183 yards, 3 TD), LT Alex Hoffman (2nd Big East), LG Randy Martinez (1st Big East), C Evan Davis, DT Derek Wolfe (1st Big East, DPOTY, 70 tackles, 21.5 TFL, 9.5 sacks), DT John Hughes (51 tackles, 12.5 TFL, 5 sacks), LB J.K. Schaffer (1st Big East, 114 tackles, 13 TFL, 4.5 sacks, 3 INT, 3 FF) and FS Wesley Richardson (71 tackles).

MITCH'S MISSION ...

- » The Bearcats recently helped Mitch's Mission raise \$20,000 for Cincinnati Children's Hospital to send children from the Cancer and Blood Diseases Institute at Cincinnati Children's to summer camp at Camp Joy in Clarksville, Ohio for a week.
- » In February, nearly 500 people, including head coach Butch Jones and 120 student-athletes from all of the Bearcats' programs, celebrated the second annual Mitch's Mission Playdate With The Bearcats at UC's CWRC.
- » Playdate participants had access to amenities of the beautiful CWRC, including swimming in the lazy river, rock-climbing and basketball.
- » In addition, those on hand for the playdate took part in carnival type games like the football toss and were able to interact with all the UC student-athletes and coaches on hand. Several autograph sessions took place along with

face painting, food and music.

- » Mitch's Mission grew out of the relationship between the UC Bearcat football team and Mitch Stone, a young cancer patient who was adopted by the team during their 2009 record-breaking season. Today, Mitch is healthy and cancer-free. With help from the team, Mitch's family started Mitch's Mission so that they could continue helping kids facing similar health challenges.
- » For more information or to make a donation, please go to www.mitchsmision.com.

STREAKING AT HOME IN NON-LEAGUE PLAY ...

- » UC has won 21 straight home non-conference games at Nippert Stadium, dating back to a 30-24 win over Temple in three overtimes on Sept. 20, 2003.
- » UC is 15-0 on the home turf in non-conference play since the 2007 season.

NIPPERT STADIUM ...

- » Construction began on UC's home field, Nippert Stadium in 1916 and was completed in 1923.
- » UC has used the Nippert site as a playing field since 1902, making it the second-oldest playing site in the nation for college football behind Penn's Franklin Field (1895).
- » Among NCAA FBS schools, Nippert is the third-oldest stadium still in use, behind Bobby Dodd Stadium (Georgia Tech - 1913), Davis Wade Stadium (Mississippi State - 1914) and ahead of Wisconsin's Camp Randall Stadium, which was built in 1917.
- » Head coach Butch Jones calls Nippert the 'Wrigley Field' of college football.

GOING STREAKING ...

- » UC had a 14-game Nippert Stadium winning streak snapped in 2010 against USF. The streak dated back to the 2008 season.
- » Spanning the 2008-09 seasons and the first two home games at Nippert in 2010 (UC played Oklahoma at Paul Brown Stadium), marked the first time in UC history the Bearcats went undefeated at home in back-to-back seasons.
- » The school-record streak of 15-straight wins was set during a span from Nov. 8, 1952-Nov. 13, 1954.
- » Ten of the Top 12 crowds in Nippert history, including a stadium record of 35,106 against Illinois in 2009, have occurred since 2007.

BEARCAT OLYMPICS ...

- » When Head Coach Butch Jones arrived on the UC campus in January of 2010, he instituted the Bearcat Olympics.
- » The offseason program features players grouped into nine teams that compete in a number of activities, including academics, community service, and workouts.
- » The culmination of the program's winter conditioning schedule, Night of Champions is one of the key components of the Bearcat Olympics.

CHANGING BODIES

- » Asst. AD/Sports Performance Dave Lawson has led an overall change of body type for the Bearcats.
- » Two of the biggest benefactors of the change have been DE Walter Stewart and OL Andre Cureton.
- » When he arrived at UC, Stewart was a 216-pound OLB. Today he takes the field as a 247-pound DE.
- » Cureton went the opposite way, arriving at UC at 364 pounds. He suited up on opening day at 295 pounds.

- » When Lawson arrived at UC, there were only four Bearcats who could crack 400 lbs. on the bench press, a number that now is over 18.

TAKE ME TO HIGHER GROUND ...

- » For the past 13 years, the UC football has called the Higher Ground Conference and Retreat Center in West Harrison, Ind., its preseason training home.
- » The 280-acre facility is located about 30 miles from campus and has served as the Bearcats training camp location since the lead up to the 1999 season.
- » Among many amenities, Higher Ground features a pair of 100-yard FieldTurf practice fields, ample living and meeting spaces and no distractions from football.

OFF-CAMPUS TRAINING SITES ...

- » The University of Cincinnati is one of seven schools who spend time at an off campus site during football training camp.
- » The Bearcats will report in this season and immediately depart for West Harrison, Ind., giving UC a 19-day stay at the Higher Ground Conference & Retreat Center, it's longest during Coach Butch Jones' tenure.

| School | Site | City/Miles From Campus |
|--------------|--------------------|------------------------|
| Arizona | Fort Huachuca | Sierra Vista, Ariz./70 |
| Cincinnati | Camp Higher Ground | W. Harrison, Ind./27 |
| Illinois | Camp Rantoul | Rantoul, Ill./20 |
| New Mexico | Camp Lobo | Ruidoso, N.M./185 |
| Northwestern | UW Parkside | Kenosha, Wis./52 |
| UNLV | Camp Rebel | Ely, Nev./248 |
| UTEP | New Mexico Tech | Socorro, N.M./189 |

SEMESTER CONVERSION ...

- » When UC begins the academic term on Aug. 27, 2012 the Bearcats will move from a quarter to semester system for the first time since the 1960s.
- » The quarter system divides the academic year into 10-week periods. The semester system divides the year into fall and spring semesters, each with about 14 weeks of instruction in addition to a summer session with about 14 weeks of instruction.
- » Fall semester will begin in late August and end in mid-December. Spring semester will begin in early January and end in late April. Summer session will begin in early May and end in early August.
- » One benefit is that UC students will be on hand to attend early season football games in Nippert Stadium.

A BRIEF HISTORY OF UC ...

- » The University of Cincinnati, Ohio's premier urban research university, traces its origins to 1819.
- » Today, the University of Cincinnati is classified as a Research University (Very High Research Activity) by the Carnegie Commission and is ranked as one of America's top 25 public research universities by the National Science Foundation.
- » U.S. News has ranked UC in the Top Tier of America's Best Colleges. The Chronicle of Higher Education calls UC a "research heavyweight."
- » Forbes and Delta Sky magazines have named UC one of the world's most beautiful campuses.
- » UC is the largest employer in the Cincinnati region, with an economic impact of more than \$3 billion.

2012 UNIVERSITY OF CINCINNATI FOOTBALL

ROSTER

NUMERICAL

| No. | Name | Pos. | Ht. | Wt. | Cl. | Ex. | Hometown/High School/Last School |
|-----|------|--------------------------|-----|------|-----|-----|---|
| | 1 | Ralph David Abernathy IV | RB | 5-7 | 168 | So. | 1L Atlanta, Ga./Westminster School |
| + | 2 | Dyjuan Lewis * | WR | 6-3 | 199 | So. | 1L Indianapolis, Ind./Pike |
| + | 2 | Trenier Orr * | DB | 5-11 | 182 | Fr. | RS Winter Garden, Fla./Ocoee |
| | 3 | Braxton Lane | WR | 5-11 | 192 | Fr. | HS Tyrone, Ga./Sandy Creek HS |
| + | 4 | Maalik Bomar | LB | 6-2 | 224 | Sr. | 3L Cincinnati, Ohio/Winton Woods |
| + | 4 | Munchie Legaux | QB | 6-5 | 198 | Jr. | 2L New Orleans, La./Edna Karr |
| | 6 | Anthony McClung | WR | 6-0 | 163 | Jr. | 2L Indianapolis, Ind./Pike |
| | 7 | Kenbrell Thompkins * | WR | 6-1 | 185 | Sr. | 1L Miami, Fla./Northwestern/EI Camino CC |
| | 8 | Adrian Witty * | DB | 5-10 | 184 | So. | 1L Deerfield Beach, Fla./Deerfield Beach |
| + | 9 | Dominique Battle | DB | 5-11 | 190 | Sr. | 2L Boca Raton, Fla./American Heritage |
| + | 9 | Patrick Coyne * | QB | 6-1 | 233 | Fr. | RS Cincinnati, Ohio/Badin |
| + | 10 | Jordan Luallen * | WR | 6-3 | 215 | Jr. | 1L Greenwood, Ind./Center Grove/Ga. Tech |
| + | 10 | Bennie Coney | QB | 6-3 | 215 | Fr. | HS Plant City, Fla./Plant City |
| + | 11 | Deven Drane | DB | 5-11 | 187 | Jr. | 2L Plantation, Fla./Plantation |
| + | 11 | Brendon Kay * | QB | 6-4 | 237 | Sr. | SQ Marine City, Mich./Marine City |
| | 12 | Trenton Norvell | QB | 6-5 | 213 | Fr. | HS Daytona Beach, Fla./Seabreeze |
| | 13 | Pat Lambert * | DB | 6-1 | 206 | Sr. | 3L St. Cloud, Fla./Osceola |
| | 14 | Tony Miliano ^ * | K | 6-2 | 196 | So. | 1L North Bend, Ohio/Elder |
| | 15 | Chris Moore * | WR | 6-1 | 180 | Fr. | RS Tampa, Fla./Thomas Jefferson |
| | 16 | Damon Julian | WR | 6-2 | 215 | Sr. | 1L Sicklerville, N.J./Winslow Twp./Pierce CC |
| | 17 | Malcolm Murray | DB | 6-1 | 197 | Sr. | SQ Glendale, Calif./Junipero Serra/Mt. SAC |
| | 18 | Travis Kelce * | TE | 6-6 | 255 | Sr. | 2L Cleveland Hts., Ohio/Cleveland Hts. |
| | 19 | Shaq Washington * | WR | 5-9 | 168 | Fr. | RS Maple Hts., Ohio/Maple Hts. |
| + | 20 | Leviticus Payne | WR | 5-9 | 176 | Fr. | HS Southfield, Mich./Southfield |
| + | 20 | Chris Williams | DB | 5-11 | 194 | Sr. | 3L Cincinnati, Ohio/Winton Woods |
| | 21 | Camerron Cheatham * | DB | 5-9 | 192 | Sr. | 3L Kalamazoo, Mich./Central |
| | 22 | Jameel Poteat | RB | 5-10 | 198 | So. | 1L Harrisburg, Pa./Bishop McDevitt |
| | 23 | Tion Green | RB | 6-0 | 197 | Fr. | HS Altamonte Springs, Fla./Lake Brantley |
| + | 24 | Chris Burrell ^ | WR | 5-7 | 170 | So. | TR Westwood, N.J./Don Bosco/Temple |
| + | 24 | John Lloyd ^ | P | 6-2 | 245 | So. | SQ Cincinnati, Ohio/CHCA |
| | 25 | Arryn Chenault | DB | 6-0 | 205 | Jr. | 2L Cincinnati, Ohio/Fairfield |
| + | 26 | Drew Frey * | DB | 6-3 | 209 | Sr. | 3L Wilmington, Ohio/Clinton-Massie |
| | 27 | Drake Bruns | DB | 6-0 | 190 | Fr. | HS Fort Thomas, Ky./Highlands |
| | 29 | Andre Jones | DB | 6-1 | 195 | Fr. | HS Cincinnati, Ohio/Colerain |
| | 30 | Aaron Roberson ^ * | DB | 5-11 | 183 | Sr. | 2L Maple Hts., Ohio/Chanel/Gannon |
| | 31 | Deionte Buckley | RB | 5-9 | 200 | Fr. | HS Indianapolis, Ind./Warren Central |
| | 32 | George Winn * | RB | 5-11 | 202 | Sr. | 3L Southfield, Mich./U. of Detroit Jesuit |
| | 33 | Solomon Tentman * | LB | 6-2 | 227 | So. | 1L Cincinnati, Ohio/Roger Bacon |
| | 34 | Pat O'Donnell | P | 6-5 | 219 | Jr. | 2L Lakeworth, Fla./Palm Beach Central |
| + | 35 | Dylan Coombs | DB | 6-1 | 185 | Fr. | HS Cincinnati, Ohio/Colerain |
| + | 35 | Josh Russ * | TE | 6-5 | 240 | So. | SQ Elyria, Ohio/Elyria Catholic |
| | 36 | Marcus Foster | DB | 6-1 | 211 | Fr. | HS Troy, Ohio/Troy |
| | 37 | Joey Jones | LB | 6-0 | 190 | Fr. | HS Homestead, Fla./South Dade |
| | 38 | Adam Fearing ^ | RB | 5-9 | 183 | Sr. | SQ Dayton, Ohio/Carroll |
| | 39 | Demitri Beal * | DB | 5-11 | 190 | So. | 1L Pembroke Park, Fla./Chaminade-Madonna |
| | 40 | Kevin Brown | DB | 6-1 | 200 | Fr. | HS Indianapolis, Ind./Lawrence Central |
| + | 41 | Nick Hunt | K | 5-7 | 160 | Fr. | HS Cincinnati, Ohio/McNicholas |
| + | 41 | Kevin Hyland ^ | LB | 6-2 | 225 | So. | SQ Cincinnati, Ohio/Elder |
| | 42 | Corey Griffin | LB | 6-1 | 205 | Fr. | HS Miami, Fla./Coral Reef Senior |
| | 43 | Nick Temple | LB | 5-10 | 221 | So. | 1L Indianapolis, Ind./Warren Central |
| | 44 | Corey Mason * | LB | 6-3 | 230 | So. | SQ Cincinnati, Ohio/Elder |
| | 45 | Ey'Shawn McClain | LB | 6-2 | 220 | Fr. | HS Jacksonville, Fla./Raines |
| + | 46 | Devin Bruns | LB | 6-1 | 227 | Fr. | HS Fort Thomas, Ky./Highlands |
| + | 46 | Jared Golden | TE | 6-1 | 234 | Fr. | HS Gallipolis, Ohio/Gallia Academy |
| + | 46 | Mitch Meador * | DL | 6-4 | 265 | Jr. | 2L Greenwood, Ind./Whiteland Community |
| | 47 | Colin Lozier ^ | LB | 6-0 | 222 | Sr. | 3L Cincinnati, Ohio/Colerain |
| + | 48 | Jeff Luc | LB | 6-1 | 252 | Jr. | TR Port St. Lucie, Fla./Treasure Coast/Fla. St. |
| + | 48 | Breon Mapp ^ * | DB | 5-10 | 201 | Jr. | TR Cincinnati, Ohio/Anderson/Thomas More |
| + | 48 | Matt Staubach ^ * | TE | 6-5 | 250 | Fr. | RS Cincinnati, Ohio/McNicholas |
| | 49 | Anthony King | RB | 5-11 | 225 | Jr. | 1L Chicago, Ill./Ayersville |
| | 50 | Alex Pace | DL | 6-3 | 284 | Fr. | HS Cleveland, Ohio/Ginn Academy |
| | 51 | Greg Blair | LB | 6-2 | 261 | Sr. | SQ Pittsburgh, Pa./Schenley/Lackawanna CC |
| | 52 | Elijah Shuler | DL | 6-4 | 260 | Jr. | JC N. Brandford, Conn./N. Brandford/Pierce CC |

ALPHABETICAL

| No. | Name | Pos. |
|------|--------------------------|------|
| 1 | Ralph David Abernathy IV | RB |
| 88 | Shakim Alonzo | WR |
| 86 | Blake Annen * | TE |
| + 9 | Dominique Battle | DB |
| 39 | Demitri Beal * | DB |
| 90 | Camaron Beard * | DL |
| 51 | Greg Blair | LB |
| + 4 | Maalik Bomar | LB |
| 59 | Deyshawn Bond | OL |
| 40 | Kevin Brown | DB |
| + 46 | Devin Bruns | LB |
| 27 | Drake Bruns | DB |
| 53 | Franklin Bruscianelli | LB |
| 31 | Deionte Buckley | RB |
| 76 | Austen Bujnoch * | OL |
| + 24 | Chris Burrell ^ | WR |
| 95 | Jonathan Burt | DL |
| 57 | Clemente Casseus ^ * | LB |
| 21 | Camerron Cheatham * | DB |
| 25 | Arryn Chenault | DB |
| 80 | Alex Chisum | WR |
| 56 | Errol Clarke | LB |
| 84 | Nate Cole | WR |
| + 10 | Bennie Coney | QB |
| + 35 | Dylan Coombs | DB |
| + 9 | Patrick Coyne * | QB |
| 79 | Andre Cureton * | OL |
| 91 | Adam Dempsey ^ | DL |
| 81 | DJ Dowdy | TE |
| + 11 | Deven Drane | DB |
| 78 | Parker Ehinger * | OL |
| + 38 | Adam Fearing ^ | RB |
| 36 | Marcus Foster | DB |
| + 26 | Drew Frey * | DB |
| 99 | Dan Giordano * | DL |
| 46 | Jared Golden | TE |
| 87 | Jeremy Graves | WR |
| 23 | Tion Green | RB |
| 42 | Corey Griffin | LB |
| 97 | Chad Hannah * | DL |
| 93 | Brad Harrah * | DL |
| 77 | Sean Hooley | OL |
| 41 | Nick Hunt | K |
| 41 | Kevin Hyland ^ | LB |
| 29 | Andre Jones | DB |
| 37 | Joey Jones | LB |
| 16 | Damon Julian | WR |
| + 11 | Brendon Kay * | QB |
| 62 | Cory Keebler * | OL |
| 18 | Travis Kelce * | TE |
| 49 | Anthony King | RB |
| 13 | Pat Lambert * | DB |
| 3 | Braxton Lane | WR |
| 73 | Ryan Leahy | OL |
| 71 | Eric Lefeld * | OL |
| + 4 | Munchie Legaux | QB |
| + 2 | Dyjuan Lewis * | WR |
| + 24 | John Lloyd ^ | P |
| 60 | Sam Longo * | OL |
| 55 | Roney Lozano * | DL |
| 47 | Colin Lozier ^ | LB |
| + 10 | Jordan Luallen * | WR |
| 48 | Jeff Luc | LB |

ALPHABETICAL

| No. | Name | Pos. |
|------|------------------------|------|
| 69 | Dominic Mainello ^ * | OL |
| + 48 | Breon Mapp ^ * | DB |
| 44 | Corey Mason * | LB |
| 45 | Ey'Shawn McClain | LB |
| 66 | Sean McClellan * | OL |
| 6 | Anthony McClung | WR |
| + 46 | Mitch Meador * | DL |
| 14 | Tony Miliano ^ * | K |
| 83 | Danny Milligan * | WR |
| 58 | Brandon Mills * | DL |
| 70 | Brandon Mitchell * | DL |
| 15 | Chris Moore * | WR |
| 82 | Max Morrison * | WR |
| 92 | Silverberry Mouhon * | DL |
| 68 | Daniel Murray * | OL |
| 74 | Justin Murray * | OL |
| 17 | Malcolm Murray | DB |
| 12 | Trenton Norvell | QB |
| 34 | Pat O'Donnell | P |
| + 2 | Trenier Orr * | DB |
| 50 | Alex Pace | DL |
| + 20 | Leviticus Payne | WR |
| 96 | Josh Posley | DL |
| 22 | Jameel Poteat | RB |
| 89 | Demetrius Richardson ^ | TE |
| 30 | Aaron Roberson ^ * | DB |
| + 35 | Josh Russ * | TE |
| 75 | Kevin Schloemer * | OL |
| 52 | Elijah Shuler | DL |
| 63 | Dan Sprague * | OL |
| 48 | Matt Staubach ^ * | TE |
| 94 | Jordan Stepp * | DL |
| 54 | Walter Stewart * | DL |
| 43 | Nick Temple | LB |
| 33 | Solomon Tentman * | LB |
| 7 | Kenbrell Thompkins * | WR |
| 19 | Shaq Washington * | WR |
| 98 | Chad West * | DL |
| + 20 | Chris Williams | DB |
| 61 | Kirk Willis ^ * | LS |
| 32 | George Winn * | RB |
| 8 | Adrian Witty * | DB |

NUMERICAL

| No. | Name | Pos. | Ht. | Wt. | Cl. | Ex. | Hometown/High School/Last School |
|-----|------------------------|------|------|-----|-----|-----|--|
| 53 | Franklin Brusciannelli | LB | 6-0 | 220 | Fr. | HS | Woodridge, Ill./Montini Catholic |
| 54 | Walter Stewart * | DL | 6-5 | 247 | Sr. | 3L | Ashville, Ohio/Teays Valley |
| 55 | Roney Lozano * | DL | 6-2 | 273 | So. | 1L | Miami, Fla./American |
| 56 | Errol Clarke | LB | 6-3 | 209 | Fr. | HS | Miami, Fla./Central |
| 57 | Clemente Casseus ^ * | LB | 6-1 | 222 | Fr. | RS | Miami Fla./Everglades |
| 58 | Brandon Mills * | DL | 5-10 | 252 | Sr. | 3L | Cincinnati, Ohio/Colerain |
| 59 | Deyshawn Bond | OL | 6-3 | 283 | Fr. | HS | Indianapolis, Ind./Warren Central |
| 60 | Sam Longo * | OL | 6-5 | 280 | Jr. | TR | Spring Valley, Ohio/Bellbrook/Ohio State |
| 61 | Kirk Willis ^ * | LS | 6-2 | 227 | Fr. | RS | Granville, Ohio/Granville |
| 62 | Cory Keebler * | OL | 6-7 | 283 | So. | 1L | Liberty Township, Ohio/Lakota East |
| 63 | Dan Sprague * | OL | 6-3 | 286 | Jr. | SQ | Worthington, Ohio/Kilbourne |
| 66 | Sean McClellan * | OL | 6-4 | 293 | Jr. | SQ | Cincinnati, Ohio/Moeller |
| 68 | Daniel Murray * | OL | 6-3 | 284 | Fr. | RS | San Diego, Calif./Torrey Pines |
| 69 | Dominic Mainello ^ * | OL | 6-3 | 273 | So. | SQ | Fort Mitchell, Ky./Beachwood |
| 70 | Brandon Mitchell * | DL | 6-2 | 318 | Fr. | RS | Cincinnati, Ohio/Withrow |
| 71 | Eric Lefeld * | OL | 6-6 | 283 | So. | 1L | Coldwater, Ohio/Coldwater |
| 73 | Ryan Leahy | OL | 6-6 | 256 | Fr. | HS | Cincinnati, Ohio/LaSalle |
| 74 | Justin Murray * | OL | 6-5 | 266 | Fr. | RS | Cincinnati, Ohio/Sycamore |
| 75 | Kevin Schloemer * | OL | 6-7 | 299 | So. | SQ | Liberty Township, Ohio/Lakota West |
| 76 | Austen Bujnoch * | OL | 6-5 | 280 | Jr. | 2L | Cincinnati, Ohio/Elder |
| 77 | Sean Hooley | OL | 6-9 | 298 | Sr. | 2L | Litchfield, Mich./Hillsdale |
| 78 | Parker Ehinger * | OL | 6-7 | 280 | Fr. | RS | Rockford, Mich./Rockford |
| 79 | Andre Cureton * | OL | 6-6 | 308 | Jr. | SQ | Indianapolis, Ind./Pike |
| 80 | Alex Chisum | WR | 6-3 | 186 | So. | 1L | Fayetteville, Ga./Sandy Creek |
| 81 | DJ Dowdy | TE | 6-4 | 235 | Fr. | HS | Akron, Ohio/North |
| 82 | Max Morrison * | WR | 6-1 | 169 | Fr. | RS | Kenton, Ohio/Kenton |
| 83 | Danny Milligan * | WR | 5-9 | 175 | Sr. | 2L | Cincinnati, Ohio/St. Xavier |
| 84 | Nate Cole | WR | 6-0 | 177 | Fr. | HS | Memphis, Tenn./Mitchell |
| 86 | Blake Annen * | TE | 6-5 | 244 | Jr. | 2L | Upper Arlington, Ohio/Upper Arlington |
| 87 | Jeremy Graves | WR | 6-2 | 185 | Fr. | HS | Cleveland, Ohio/Maple Heights |
| 88 | Shakim Alonzo | WR | 6-5 | 205 | Fr. | HS | Pittsburgh, Pa./Woodland Hills |
| 89 | Demetrius Richardson ^ | TE | 6-2 | 254 | Sr. | 2L | Marlton, N.J./Cherokee/USMAPS |
| 90 | Camaron Beard * | DL | 6-5 | 274 | So. | 1L | Indianapolis, Ind./Cathedral |
| 91 | Adam Dempsey ^ | DL | 6-2 | 267 | Sr. | SQ | Fort Thomas, Ky./Highlands |
| 92 | Silverberry Mouhon * | DL | 6-4 | 250 | Fr. | RS | Norcross, Ga./Norcross |
| 93 | Brad Harrah * | DL | 6-5 | 250 | So. | SQ | Marion, Ohio/Marion Pleasant |
| 94 | Jordan Stepp * | DL | 6-1 | 274 | Jr. | 2L | Indianapolis, Ind./Ben Davis |
| 95 | Jonathan Burt | DL | 6-1 | 235 | Fr. | HS | Indianapolis, Ind./Warren Central |
| 96 | Josh Posley | DL | 6-1 | 250 | Fr. | HS | Indianapolis, Ind./Warren Central |
| 97 | Chad Hannah * | DL | 6-6 | 242 | Fr. | RS | Tampa, Fla./Gaither |
| 98 | Chad West * | DL | 6-6 | 257 | Fr. | RS | Perry, Ohio/Perry |
| 99 | Dan Giordano * | DL | 6-4 | 257 | Sr. | 3L | Frankfort, Ill./Lincoln-Way East |

+ - Duplicate Number; ^ -Walk-On; * -Has utilized redshirt year

2012 UNIVERSITY OF CINCINNATI FOOTBALL

PRESEASON DEPTH CHART

OFFENSE

| | | | | | | | |
|-------------------|----|--------------------------|------|-----|-----|----|---|
| LT | 71 | Eric Lefeld | 6-6 | 283 | So. | 1L | Coldwater, Ohio/Coldwater |
| | 62 | Cory Keebler | 6-7 | 283 | So. | 1L | Liberty Township, Ohio/Lakota East |
| LG | 60 | Sam Longo | 6-5 | 280 | Jr. | TR | Spring Valley, Ohio/Bellbrook/Ohio State |
| | 66 | Sean McClellan | 6-4 | 293 | Jr. | SQ | Cincinnati, Ohio/Moeller |
| C | 63 | Dan Sprague | 6-3 | 286 | Jr. | SQ | Worthington, Ohio/Kilbourne |
| | 60 | Sam Longo | 6-5 | 280 | Jr. | TR | Spring Valley, Ohio/Bellbrook/Ohio State |
| RG | 76 | Austen Bujnoch | 6-5 | 280 | Jr. | 2L | Cincinnati, Ohio/Elder |
| | 75 | Kevin Schloemer | 6-7 | 299 | So. | SQ | Liberty Township, Ohio/Lakota West |
| RT | 77 | Sean Hooley | 6-9 | 298 | Sr. | 2L | Litchfield, Mich./Hillsdale |
| | 78 | Parker Ehinger | 6-7 | 280 | Fr. | RS | Rockford, Mich./Rockford |
| TE | 18 | Travis Kelce | 6-6 | 255 | Sr. | 2L | Cleveland Hts., Ohio/Cleveland Hts. |
| | 86 | Blake Annen | 6-5 | 244 | Jr. | 2L | Upper Arlington, Ohio/Upper Arlington |
| WR | 7 | Kenbrell Thompkins | 6-1 | 185 | Sr. | 1L | Miami, Fla./Northwestern/El Camino CC |
| | 15 | Chris Moore | 6-1 | 180 | Fr. | RS | Tampa, Fla./Thomas Jefferson |
| WR | 6 | Anthony McClung | 6-0 | 163 | Jr. | 2L | Indianapolis, Ind./Pike |
| | 3 | Braxton Lane | 5-11 | 192 | Fr. | HS | Tyrone, Ga./Sandy Creek HS |
| | 83 | Danny Milligan | 5-9 | 175 | Sr. | 2L | Cincinnati, Ohio/St. Xavier |
| WR | 80 | Alex Chisum | 6-3 | 186 | So. | 1L | Fayetteville, Ga./Sandy Creek |
| | 16 | Damon Julian | 6-2 | 215 | Sr. | 1L | Sicklerville, N.J./Winslow Twp./Pierce CC |
| QB -or- | 4 | Munchie Legaux | 6-5 | 198 | Jr. | 2L | New Orleans, La./Edna Karr |
| | 11 | Brendon Kay | 6-4 | 237 | Sr. | SQ | Marine City, Mich./Marine City |
| | 9 | Patrick Coyne | 6-1 | 233 | Fr. | RS | Cincinnati, Ohio/Badin |
| RB | 32 | George Winn | 5-11 | 202 | Sr. | 3L | Southfield, Mich./U. of Detroit Jesuit |
| | 22 | Jameel Poteat | 5-10 | 198 | So. | 1L | Harrisburg, Pa./Bishop McDevitt |
| | 1 | Ralph David Abernathy IV | 5-7 | 168 | So. | 1L | Atlanta, Ga./Westminster School |
| | 31 | Deionte Buckley | 5-9 | 200 | Fr. | HS | Indianapolis, Ind./Warren Central |

SPECIAL TEAMS

| | | | | | | | |
|-----------|----|----------------|-----|-----|-----|----|-----------------------------------|
| LS | 61 | Kirk Willis | 6-2 | 227 | Fr. | RS | Granville, Ohio/Granville |
| | 41 | Kevin Hyland | 6-2 | 225 | So. | SQ | Cincinnati, Ohio/Elder |
| H | 34 | Pat O'Donnell | 6-5 | 219 | Jr. | 2L | Lakewood, Fla./Palm Beach Central |
| | 83 | Danny Milligan | 5-9 | 175 | Sr. | 2L | Cincinnati, Ohio/St. Xavier |
| PK | 14 | Tony Miliano | 6-2 | 196 | So. | 1L | North Bend, Ohio/Elder |
| | 34 | Pat O'Donnell | 6-5 | 219 | Jr. | 2L | Lakewood, Fla./Palm Beach Central |
| KO | 34 | Pat O'Donnell | 6-5 | 219 | Jr. | 2L | Lakewood, Fla./Palm Beach Central |
| | 14 | Tony Miliano | 6-2 | 196 | So. | 1L | North Bend, Ohio/Elder |

DEFENSE

| | | | | | | | |
|------------|----|--------------------------|------|-----|-----|----|---|
| L | 54 | Walter Stewart | 6-5 | 247 | Sr. | 3L | Ashville, Ohio/Teays Valley |
| | 58 | Brandon Mills | 5-10 | 252 | Sr. | 3L | Cincinnati, Ohio/Colerain |
| T | 90 | Camaron Beard | 6-5 | 274 | So. | 1L | Indianapolis, Ind./Cathedral |
| | 46 | Mitch Meador | 6-4 | 265 | Jr. | 2L | Greenwood, Ind./Whiteland Community |
| N | 94 | Jordan Stepp | 6-1 | 274 | Jr. | 2L | Indianapolis, Ind./Ben Davis |
| | 46 | Mitch Meador | 6-4 | 265 | Jr. | 2L | Greenwood, Ind./Whiteland Community |
| E | 99 | Dan Giordano | 6-4 | 257 | Sr. | 3L | Frankfort, Ill./Lincoln-Way East |
| | 92 | Silverberry Mouhon | 6-4 | 250 | Fr. | RS | Norcross, Ga./Norcross |
| WLB | 4 | Maalik Bomar | 6-2 | 224 | Sr. | 3L | Cincinnati, Ohio/Winton Woods |
| | 56 | Errol Clarke | 6-3 | 209 | Fr. | HS | Miami, Fla./Central |
| MLB | 33 | Solomon Tentman | 6-2 | 227 | So. | 1L | Cincinnati, Ohio/Roger Bacon |
| | 51 | Greg Blair | 6-2 | 261 | Sr. | SQ | Pittsburgh, Pa./Schenley/Lackawanna CC |
| SLB | 43 | Nick Temple | 5-10 | 221 | So. | 1L | Indianapolis, Ind./Warren Central |
| | 44 | Corey Mason | 6-3 | 230 | So. | SQ | Cincinnati, Ohio/Elder |
| BC | 11 | Deven Drane | 5-11 | 187 | Jr. | 2L | Plantation, Fla./Plantation |
| | 2 | Trenier Orr | 5-11 | 182 | Fr. | RS | Winter Garden, Fla./Ocoee |
| NK | 20 | Chris Williams | 5-11 | 194 | Sr. | 3L | Cincinnati, Ohio/Winton Woods |
| | 30 | Aaron Roberson | 5-11 | 183 | Sr. | 2L | Maple Hts., Ohio/Chanel/Gannon |
| FS | 25 | Arryn Chenault | 6-0 | 205 | Jr. | 2L | Cincinnati, Ohio/Fairfield |
| | 17 | Malcolm Murray | 6-1 | 197 | Sr. | SQ | Glendale, Calif./Junipero Serra/Mt. SAC |
| SS | 26 | Drew Frey | 6-3 | 209 | Sr. | 3L | Wilmington, Ohio/Clinton-Massie |
| | 8 | Adrian Witty | 5-10 | 184 | So. | 1L | Deerfield Beach, Fla./Deerfield Beach |
| FC | 21 | Camerron Cheatham | 5-9 | 192 | Sr. | 3L | Kalamazoo, Mich./Central |
| | 9 | Dominique Battle | 5-11 | 190 | Sr. | 2L | Boca Raton, Fla./American Heritage |
| P | 34 | Pat O'Donnell | 6-5 | 219 | Jr. | 2L | Lakewood, Fla./Palm Beach Central |
| | 24 | John Lloyd | 6-2 | 245 | So. | SQ | Cincinnati, Ohio/CHCA |
| KOR | 1 | Ralph David Abernathy IV | 5-7 | 168 | So. | 1L | Atlanta, Ga./Westminster School |
| | 6 | Anthony McClung | 6-0 | 163 | Jr. | 2L | Indianapolis, Ind./Pike |
| | 19 | Shaq Washington | 5-9 | 168 | Fr. | RS | Maple Hts., Ohio/Maple Hts. |
| PR | 1 | Ralph David Abernathy IV | 5-7 | 168 | So. | 1L | Atlanta, Ga./Westminster School |
| | 6 | Anthony McClung | 6-0 | 163 | Jr. | 2L | Indianapolis, Ind./Pike |
| | 83 | Danny Milligan | 5-9 | 172 | Jr. | 1L | Cincinnati, Ohio/St. Xavier |

PRONUNCIATIONS

| PLAYERS | |
|------------------|-------------------------|
| Blake Annen | ANN-in |
| Arryn Chenault | SHA-nault |
| Austen Bujnoch | BOOJ-knock |
| Clemente Casseus | cluh-MEN-tay CASS-ee-us |
| Parker Ehinger | EIN-ger |
| Drew Frey | Fry |
| Dan Giordano | GEE-or-dah-no |
| Travis Kelce | KEL-see |
| Eric Lefeld | LAY-feld |
| Munchie Legaux | LAY-go |
| Dyjuan Lewis | DUH-wan |

| PLAYERS | |
|--------------------|--------------------|
| Roney Lozano | row-NEY luh-ZAH-no |
| Colin Lozier | LOW-zhur |
| Jordan Luallen | lou-AL-in |
| Innocent Macha | MA-cha |
| Mitch Meador | MEH-door |
| Tony Miliano | mil-eee-AHH-no |
| Silverberry Mouhon | MOO-hon |
| Trenier Orr | TRUH-neer |
| Jameel Poteat | JUH-mel |
| Kevin Schloemer | SHLO-mer |

| COACHES | |
|---------------|----------------|
| Mike Bajakian | buh-JAY-key-in |
| John Jancek | JAN-sick |
| Mike Szerszen | sir-SHIN |
| T.J. Weist | WEEST |

ROSTER BY POSITION

DEFENSIVE BACKS

| DEFENSIVE BACKS | | | | | | | | 69 | Dominic Mainello ^ * | OL | 6-3 | 273 | So. | SQ | Fort Mitchell, Ky./Beachwood | |
|-----------------|---------------------|------|------|-----|-----|-----|---|---------------|----------------------|------|-----|-----|-----|-----|------------------------------------|--------------------------------|
| No. | Name | Pos. | Ht. | Wt. | Cl. | Ex. | Hometown/High School/Last School | 71 | Eric Lefeld * | OL | 6-6 | 283 | So. | 1L | Coldwater, Ohio/Coldwater | |
| 2 | Trenier Orr * | DB | 5-11 | 182 | Fr. | RS | Winter Garden, Fla./Ocoee | 73 | Ryan Leahy | OL | 6-6 | 256 | Fr. | HS | Cincinnati, Ohio/LaSalle | |
| 8 | Adrian Witty * | DB | 5-10 | 184 | So. | 1L | Deerfield Beach, Fla./Deerfield Beach | 74 | Justin Murray * | OL | 6-5 | 266 | Fr. | RS | Cincinnati, Ohio/Sycamore | |
| 9 | Dominique Battle | DB | 5-11 | 190 | Sr. | 2L | Boca Raton, Fla./American Heritage | 75 | Kevin Schloemer * | OL | 6-7 | 299 | So. | SQ | Liberty Township, Ohio/Lakota West | |
| 11 | Deven Drane | DB | 5-11 | 187 | Jr. | 2L | Plantation, Fla./Plantation | 76 | Austen Bujnoch * | OL | 6-5 | 280 | Jr. | 2L | Cincinnati, Ohio/Elder | |
| 13 | Pat Lambert * | DB | 6-1 | 206 | Sr. | 3L | St. Cloud, Fla./Osceola | 77 | Sean Hooley | OL | 6-9 | 298 | Sr. | 2L | Litchfield, Mich./Hillsdale | |
| 17 | Malcolm Murray | DB | 6-1 | 197 | Sr. | SQ | Glendale, Calif./Junipero Serra/Mt. SAC | 78 | Parker Ehinger * | OL | 6-7 | 280 | Fr. | RS | Rockford, Mich./Rockford | |
| 20 | Chris Williams | DB | 5-11 | 194 | Sr. | 3L | Cincinnati, Ohio/Winton Woods | 79 | Andre Cureton * | OL | 6-6 | 308 | Jr. | SQ | Indianapolis, Ind./Pike | |
| 21 | Camerron Cheatham * | DB | 5-9 | 192 | Sr. | 3L | Kalamazoo, Mich./Central | QUARTERBACKS | | | | | | | | |
| 25 | Arryn Chenault | DB | 6-0 | 205 | Jr. | 2L | Cincinnati, Ohio/Fairfield | | | | | | | | | |
| 26 | Drew Frey * | DB | 6-3 | 209 | Sr. | 3L | Wilmington, Ohio/Clinton-Massie | No. | Name | Pos. | Ht. | Wt. | Cl. | Ex. | Hometown/High School/Last School | |
| 27 | Drake Bruns | DB | 6-0 | 190 | Fr. | HS | Fort Thomas, Ky./Highlands | 4 | Munchie Legaux | QB | 6-5 | 198 | Jr. | 2L | | New Orleans, La./Edna Karr |
| 29 | Andre Jones | DB | 6-1 | 195 | Fr. | HS | Cincinnati, Ohio/Colerain | 9 | Patrick Coyne * | QB | 6-1 | 233 | Fr. | RS | | Cincinnati, Ohio/Badin |
| 30 | Aaron Roberson ^ * | DB | 5-11 | 183 | Sr. | 2L | Maple Hts., Ohio/Chanel/Gannon | 10 | Bennie Coney | QB | 6-3 | 215 | Fr. | HS | | Plant City, Fla./Plant City |
| 35 | Dylan Coombs | DB | 6-1 | 185 | Fr. | HS | Cincinnati, Ohio/Colerain | 11 | Brendon Kay * | QB | 6-4 | 237 | Sr. | SQ | | Marine City, Mich./Marine City |
| 36 | Marcus Foster | DB | 6-1 | 211 | Fr. | HS | Troy, Ohio/Troy | 12 | Trenton Norvell | QB | 6-5 | 213 | Fr. | HS | | Daytona Beach, Fla./Seabreeze |
| 39 | Demitri Beal * | DB | 5-11 | 190 | So. | 1L | Pembroke Park, Fla./Chaminade-Madonna | RUNNING BACKS | | | | | | | | |
| 40 | Kevin Brown | DB | 6-1 | 200 | Fr. | HS | Indianapolis, Ind./Lawrence Central | | | | | | | | | |
| 48 | Breon Mapp ^ * | DB | 5-10 | 201 | Jr. | TR | Cincinnati, Ohio/Anderson/Thomas More | No. | Name | Pos. | Ht. | Wt. | Cl. | Ex. | Hometown/High School/Last School | |

DEFENSIVE LINE

| No. | Name | Pos. | Ht. | Wt. | Cl. | Ex. | Hometown/High School/Last School | 23 | Tion Green | RB | 6-0 | 197 | Fr. | HS | Altamonte Springs, Fla./Lake Brantley |
|-----|----------------------|------|------|-----|-----|-----|--|-------------|------------------|------|------|-----|-----|-----|--|
| 46 | Mitch Meador * | DL | 6-4 | 265 | Jr. | 2L | Greenwood, Ind./Whiteland Community | 31 | Deionte Buckley | RB | 5-9 | 200 | Fr. | HS | Indianapolis, Ind./Warren Central |
| 50 | Alex Pace | DL | 6-3 | 284 | Fr. | HS | Cleveland, Ohio/Ginn Academy | 32 | George Winn * | RB | 5-11 | 202 | Sr. | 3L | Southfield, Mich./U. of Detroit Jesuit |
| 52 | Elijah Shuler | DL | 6-4 | 260 | Jr. | JC | N. Brandford, Conn./N. Brandford/Pierce CC | 38 | Adam Fearing ^ | RB | 5-9 | 183 | Sr. | SQ | Dayton, Ohio/Carroll |
| 54 | Walter Stewart * | DL | 6-5 | 247 | Sr. | 3L | Ashville, Ohio/Teays Valley | 49 | Anthony King | RB | 5-11 | 225 | Jr. | 1L | Chicago, Ill./Ayersville |
| 55 | Roney Lozano * | DL | 6-2 | 273 | So. | 1L | Miami, Fla./American | | | | | | | | |
| 58 | Brandon Mills * | DL | 5-10 | 252 | Sr. | 3L | Cincinnati, Ohio/Colerain | SPECIALISTS | | | | | | | |
| 70 | Brandon Mitchell * | DL | 6-2 | 318 | Fr. | RS | Cincinnati, Ohio/Withrow | No. | Name | Pos. | Ht. | Wt. | Cl. | Ex. | Hometown/High School/Last School |
| 90 | Camaron Beard * | DL | 6-5 | 274 | So. | 1L | Indianapolis, Ind./Cathedral | 41 | Nick Hunt | K | 5-7 | 160 | Fr. | HS | Cincinnati, Ohio/McNicholas |
| 91 | Adam Dempsey ^ | DL | 6-2 | 267 | Sr. | SQ | Fort Thomas, Ky./Highlands | 24 | John Lloyd ^ | P | 6-2 | 245 | So. | SQ | Cincinnati, Ohio/CHCA |
| 92 | Silverberry Mouhon * | DL | 6-4 | 250 | Fr. | RS | Norcross, Ga./Norcross | 14 | Tony Miliano ^ * | K | 6-2 | 196 | So. | 1L | North Bend, Ohio/Elder |
| 93 | Brad Harrah * | DL | 6-5 | 250 | So. | SQ | Marion, Ohio/Marion Pleasant | 34 | Pat O'Donnell | P | 6-5 | 219 | Jr. | 2L | Lakeworth, Fla./Palm Beach Central |
| 94 | Jordan Stepp * | DL | 6-1 | 274 | Jr. | 2L | Indianapolis, Ind./Ben Davis | 61 | Kirk Willis ^ * | LS | 6-2 | 227 | Fr. | RS | Granville, Ohio/Granville |
| 95 | Jonathan Burt | DL | 6-1 | 235 | Fr. | HS | Indianapolis, Ind./Warren Central | | | | | | | | |
| 96 | Josh Posley | DL | 6-1 | 250 | Fr. | HS | Indianapolis, Ind./Warren Central | TIGHT END | | | | | | | |
| 97 | Chad Hannah * | DL | 6-6 | 242 | Fr. | RS | Tampa, Fla./Gaither | No. | Name | Pos. | Ht. | Wt. | Cl. | Ex. | Hometown/High School/Last School |
| 98 | Chad West * | DL | 6-6 | 257 | Fr. | RS | Perry, Ohio/Perry | 18 | Travis Kelce * | TE | 6-6 | 255 | Sr. | 2L | Cleveland Hts., Ohio/Cleveland Hts. |
| 99 | Dan Giordano * | DL | 6-4 | 257 | Sr. | 3L | Frankfort, Ill./Lincoln-Way East | 35 | Josh Russ * | TE | 6-5 | 240 | So. | SQ | Elvria, Ohio/Elvria Catholic |

LINEBACKERS

| No. | Name | Pos. | Ht. | Wt. | Cl. | Ex. | Hometown/High School/Last School | No. | Name | Pos. | Ht. | Wt. | Cl. | Ex. | Hometown/High School/Last School |
|-----|------------------------|------|------|-----|-----|-----|--|----------------|------------------------|------|------|-----|-----|-----|---|
| 4 | Maalik Bomar | LB | 6-2 | 224 | Sr. | 3L | Cincinnati, Ohio/Winton Woods | 86 | Blake Annen * | TE | 6-5 | 244 | Jr. | 2L | Upper Arlington , Ohio/Upper Arlington |
| 33 | Solomon Tentman * | LB | 6-2 | 227 | So. | 1L | Cincinnati, Ohio/Roger Bacon | 89 | Demetrius Richardson ^ | TE | 6-2 | 254 | Sr. | 2L | Marlton, N.J./Cherokee/USMAPS |
| 37 | Joey Jones | LB | 6-0 | 190 | Fr. | HS | Homestead, Fla./South Dade | WIDE RECEIVERS | | | | | | | |
| 41 | Kevin Hyland ^ | LB | 6-2 | 225 | So. | SQ | Cincinnati, Ohio/Elder | | | | | | | | |
| 42 | Corey Griffin | LB | 6-1 | 205 | Fr. | HS | Miami, Fla./Coral Reef Senior | | | | | | | | |
| 43 | Nick Temple | LB | 5-10 | 221 | So. | 1L | Indianapolis, Ind./Warren Central | 2 | Dyjuan Lewis * | WR | 6-3 | 199 | So. | 1L | Indianapolis, Ind./Pike |
| 44 | Corey Mason * | LB | 6-3 | 230 | So. | SQ | Cincinnati, Ohio/Elder | 3 | Braxton Lane | WR | 5-11 | 192 | Fr. | HS | Tyrone, Ga./Sandy Creek HS |
| 45 | Ey'Shawn McClain | LB | 6-2 | 220 | Fr. | HS | Jacksonville, Fla./Raines | 6 | Anthony McClung | WR | 6-0 | 163 | Jr. | 2L | Indianapolis, Ind./Pike |
| 46 | Devin Bruns | LB | 6-1 | 227 | Fr. | HS | Fort Thomas, Ky./Highlands | 7 | Kenbrell Thompkins * | WR | 6-1 | 185 | Sr. | 1L | Miami, Fla./Northwestern/El Camino CC |
| 47 | Colin Lozier ^ | LB | 6-0 | 222 | Sr. | 3L | Cincinnati, Ohio/Colerain | 10 | Jordan Luallen * | WR | 6-3 | 215 | Jr. | 1L | Greenwood, Ind./Center Grove/Ga. Tech |
| 48 | Jeff Luc | LB | 6-1 | 252 | Jr. | TR | Port St. Lucie, Fla./Treasure Coast/Fla. St. | 15 | Chris Moore * | WR | 6-1 | 180 | Fr. | RS | Tampa, Fla./Thomas Jefferson |
| 51 | Greg Blair | LB | 6-2 | 261 | Sr. | SQ | Pittsburgh, Pa./Schenley/Lackawanna CC | 16 | Damon Julian | WR | 6-2 | 215 | Sr. | 1L | Sicklerville, N.J./Winslow Twp./Pierce CC |
| 53 | Franklin Brusciannelli | LB | 6-0 | 220 | Fr. | HS | Woodridge, Ill./Montini Catholic | 19 | Shaq Washington * | WR | 5-9 | 168 | Fr. | RS | Maple Hts., Ohio/Maple Hts. |
| 56 | Errol Clarke | LB | 6-3 | 209 | Fr. | HS | Miami, Fla./Central | 20 | Leviticus Payne | WR | 5-9 | 176 | Fr. | HS | Southfield, Mich./Southfield |
| 57 | Clemente Casseus ^ * | LB | 6-1 | 222 | Fr. | RS | Miami Fla./Everglades | 24 | Chris Burrell ^ | WR | 5-7 | 170 | So. | TR | Westwood, N.I./Don Bosco/Temple |

OFFENSIVE LINE

| WALK-ON LINE | | | | | | | | WALK-ON LINE | | | | | | | | |
|---|------------------|------|-----|-----|-----|-----|--|--------------|---------------|------|-----|-----|-----|-----|----------------------------------|--------------------------------|
| No. | Name | Pos. | Ht. | Wt. | Cl. | Ex. | Hometown/High School/Last School | No. | Name | Pos. | Ht. | Wt. | Cl. | Ex. | Hometown/High School/Last School | |
| 59 | Deyshawn Bond | OL | 6-3 | 283 | Fr. | HS | Indianapolis, Ind./Warren Central | 84 | Nate Cole | WR | 6-0 | 177 | Fr. | HS | | Memphis, Tenn./Mitchell |
| 60 | Sam Longo * | OL | 6-5 | 280 | Jr. | TR | Spring Valley, Ohio/Bellbrook/Ohio State | 87 | Jeremy Graves | WR | 6-2 | 185 | Fr. | HS | | Cleveland, Ohio/Maple Heights |
| 62 | Cory Keebler * | OL | 6-7 | 283 | So. | 1L | Liberty Township, Ohio/Lakota East | 88 | Shakim Alonzo | WR | 6-5 | 205 | Fr. | HS | | Pittsburgh, Pa./Woodland Hills |
| 63 | Dan Sprague * | OL | 6-3 | 286 | Jr. | SQ | Worthington, Ohio/Kilbourne | | | | | | | | | |
| 66 | Sean McClellan * | OL | 6-4 | 293 | Jr. | SQ | Cincinnati, Ohio/Moeller | | | | | | | | | |
| 68 | Daniel Murray * | OL | 6-3 | 284 | Fr. | RS | San Diego, Calif./Torrey Pines | | | | | | | | | |
| ^ -Walk-On; * -Has utilized redshirt year | | | | | | | | | | | | | | | | |

^ -Walk-On; * -Has utilized redshirt year

2012 OPPONENT GAME-BY-GAME SERIES RECORDS

PITTSBURGH

| | |
|------------------------------|-----------------------|
| Series Record..... | Pittsburgh leads 8-3 |
| At Cincinnati..... | Pittsburgh leads 3-1 |
| At Pittsburgh..... | Pittsburgh leads 5-2 |
| At Neutral Sites..... | — |
| Most UC points..... | 45 (UC 45-44, 2009) |
| Most Pittsburgh points..... | 44 (Pitt 45-44, 2009) |
| Combined points..... | 89 (UC 45-44, 2009) |
| Biggest UC win | 7 (28-21, 2008) |
| Biggest Pittsburgh win | 37 (37-0, 1922) |
| Current streak..... | UC – 1 |

Game-by-Game Breakdown

| Year | Site | Score | Winner |
|------|------------|-------|--------|
| 1921 | Pittsburgh | 21-14 | Pitt |
| 1922 | Cincinnati | 37-0 | Pitt |
| 1979 | Pittsburgh | 35-0 | Pitt |
| 1981 | Pittsburgh | 38-7 | Pitt |
| 2005 | Pittsburgh | 38-20 | Pitt |
| 2006 | Cincinnati | 33-15 | Pitt |
| 2007 | Pittsburgh | 24-17 | Pitt |
| 2008 | Cincinnati | 28-21 | UC |
| 2009 | Pittsburgh | 45-44 | UC |
| 2010 | Cincinnati | 28-10 | Pitt |
| 2011 | Pittsburgh | 26-23 | UC |

DELAWARE STATE

| | |
|--------------------|---------------|
| Series Record..... | First Meeting |
|--------------------|---------------|

VIRGINIA TECH

| | |
|---------------------------------|-------------------------------|
| Series Record..... | Virginia Tech leads 5-4 |
| At Cincinnati..... | Tied 1-1 |
| At Virginia Tech..... | Virginia Tech leads 3-2 |
| At Neutral Sites..... | Tied 1-1 |
| Most UC points..... | 31 (UC 31-14, 1985) |
| Most Virginia Tech points | 56 (Virginia Tech 56-9, 1991) |
| Combined points..... | 65 (Virginia Tech 56-9, 1991) |
| Biggest UC win | 17 (31-14, 1985) |
| Biggest Virginia Tech win | 47 (56-9, 1991) |
| Current streak..... | Virginia Tech – 2 |

GAME-BY-GAME BREAKDOWN

| Year | Site | Score | Winner |
|------|---------------------|-------|--------|
| 1946 | El Paso, Texas | 18-6 | UC |
| 1985 | Cincinnati | 31-14 | UC |
| 1986 | Blacksburg | 24-20 | UC |
| 1987 | Blacksburg | 21-20 | VT |
| 1988 | Cincinnati | 41-14 | VT |
| 1991 | Blacksburg | 56-9 | VT |
| 1995 | Blacksburg | 16-0 | UC |
| 2006 | Blacksburg | 29-13 | VT |
| 2009 | Miami Gardens, Fla. | 20-7 | VT |

MIAMI (OH)

| | |
|-------------------------|---------------------|
| Series Record..... | Miami leads 59-50-7 |
| At Cincinnati..... | Miami leads 43-39-5 |
| At Oxford | Miami leads 14-9-2 |
| At Neutral Sites..... | Tied, 2-2 |
| Most UC points..... | 52 (UC 52-42, 1999) |
| Most Miami points..... | 44 (MU 44-16, 2005) |
| Combined points..... | 94 (52-42, 1999) |
| Biggest UC win | 46 (46-0, 1904) |
| Biggest Miami win | 40 (40-0, 1917) |
| Current streak..... | Cincinnati – 6 |

Game-by-Game Breakdown

| Year | Site | Score | Winner |
|------|------------|-------|--------|
| 1888 | Oxford | 0-0 | Tie |
| 1889 | Cincinnati | 34-0 | MU |
| 1893 | Oxford | 24-6 | MU |
| | Cincinnati | 6-0 | MU |
| 1894 | Cincinnati | 6-0 | UC |
| 1895 | Cincinnati | 12-0 | MU |
| 1896 | Cincinnati | 6-4 | MU |
| 1897 | Oxford | 6-0 | UC |
| | Neutral | 10-6 | UC |
| 1898 | Oxford | 22-0 | UC |
| 1899 | Neutral | 22-0 | UC |
| 1900 | Cincinnati | 16-12 | UC |
| 1903 | Cincinnati | 15-0 | MU |
| 1904 | Cincinnati | 46-0 | UC |
| 1906 | Cincinnati | 0-0 | Tie |
| 1909 | Cincinnati | 10-6 | UC |
| 1910 | Cincinnati | 3-0 | UC |
| 1911 | Cincinnati | 11-0 | UC |
| 1912 | Cincinnati | 21-21 | Tie |
| 1913 | Cincinnati | 13-7 | MU |
| 1914 | Cincinnati | 20-13 | MU |
| 1915 | Cincinnati | 24-12 | MU |
| 1916 | Cincinnati | 33-0 | MU |
| 1917 | Cincinnati | 40-0 | MU |
| 1918 | Cincinnati | 0-0 | Tie |
| 1919 | Cincinnati | 14-0 | MU |
| 1920 | Cincinnati | 7-0 | UC |
| 1921 | Cincinnati | 15-7 | MU |
| 1922 | Cincinnati | 9-6 | MU |
| 1923 | Cincinnati | 23-0 | UC |
| 1924 | Cincinnati | 8-7 | UC |
| 1925 | Cincinnati | 33-0 | MU |
| 1926 | Cincinnati | 6-6 | Tie |
| 1927 | Cincinnati | 17-14 | MU |
| 1928 | Cincinnati | 34-0 | MU |
| 1929 | Cincinnati | 14-6 | MU |
| 1930 | Cincinnati | 6-0 | UC |
| 1931 | Cincinnati | 20-0 | UC |
| 1932 | Cincinnati | 21-13 | MU |
| 1933 | Cincinnati | 6-2 | MU |
| 1934 | Cincinnati | 21-0 | UC |
| 1935 | Cincinnati | 8-7 | UC |
| 1936 | Cincinnati | 0-0 | Tie |
| 1937 | Cincinnati | 14-6 | MU |
| 1938 | Cincinnati | 16-7 | MU |
| 1939 | Cincinnati | 13-0 | UC |
| 1940 | Cincinnati | 44-0 | UC |
| 1941 | Cincinnati | 26-0 | UC |
| 1942 | Cincinnati | 21-12 | UC |
| 1945 | Cincinnati | 28-14 | MU |
| 1946 | Cincinnati | 13-7 | UC |
| 1947 | Cincinnati | 38-7 | MU |
| 1948 | Cincinnati | 43-19 | MU |
| 1949 | Cincinnati | 27-6 | UC |
| 1950 | Cincinnati | 28-0 | MU |
| 1951 | Cincinnati | 19-14 | UC |
| 1952 | Cincinnati | 34-9 | UC |
| 1953 | Cincinnati | 14-0 | UC |
| 1954 | Cincinnati | 21-9 | MU |
| 1955 | Cincinnati | 14-0 | MU |
| 1956 | Cincinnati | 27-13 | MU |
| 1957 | Cincinnati | 20-14 | MU |
| 1958 | Cincinnati | 18-7 | UC |

| | | | |
|------|------------|--------------|-----|
| 1959 | Cincinnati | 14-7 | UC |
| 1960 | Cincinnati | 10-6 | MU |
| 1961 | Cincinnati | 7-3 | MU |
| 1962 | Cincinnati | 38-16 | MU |
| 1963 | Cincinnati | 21-19 | MU |
| 1964 | Cincinnati | 28-14 | UC |
| 1965 | Cincinnati | 37-7 | MU |
| 1966 | Cincinnati | 28-8 | MU |
| 1967 | Cincinnati | 27-14 | MU |
| 1968 | Cincinnati | 23-21 | UC |
| 1969 | Cincinnati | 36-20 | MU |
| 1970 | Cincinnati | 33-0 | UC |
| 1971 | Oxford | 43-7 | MU |
| 1972 | Cincinnati | 23-0 | MU |
| 1973 | Oxford | 6-0 | MU |
| 1974 | Cincinnati | 27-7 | MU |
| 1975 | Oxford | 21-13 | MU |
| 1976 | Cincinnati | 17-0 | UC |
| 1977 | Cincinnati | 12-7 | MU |
| 1978 | Oxford | 28-24 | MU |
| 1979 | Oxford | 27-14 | MU |
| 1980 | Cincinnati | 23-13 | UC |
| 1981 | Oxford | 7-3 | MU |
| 1982 | Cincinnati | 20-10 | UC |
| 1983 | Oxford | 14-10 | MU |
| 1984 | Cincinnati | 31-26 | MU |
| 1985 | Oxford | 16-10 | MU |
| 1986 | Cincinnati | 45-38 | UC |
| 1987 | Cincinnati | 31-26 | UC |
| 1988 | Oxford | 34-18 | UC |
| 1989 | Oxford | 30-14 | UC |
| 1990 | Cincinnati | 16-12 | MU |
| 1991 | Cincinnati | 22-9 | MU |
| 1992 | Oxford | 17-14 | MU |
| 1993 | Cincinnati | 30-23 | UC |
| 1994 | Oxford | 17-17 | Tie |
| 1995 | Oxford | 23-16 | MU |
| 1996 | Cincinnati | 30-23 (3 OT) | UC |
| 1997 | Oxford | 34-31 (2 OT) | MU |
| 1998 | Cincinnati | 41-0 | MU |
| 1999 | Oxford | 52-42 | UC |
| 2000 | Cincinnati | 45-15 | UC |
| 2001 | Oxford | 21-14 | MU |
| 2002 | Cincinnati | 31-26 | MU |
| 2003 | Oxford | 42-37 | MU |
| 2004 | Cincinnati | 45-26 | UC |
| 2005 | Oxford | 44-16 | MU |
| 2006 | Cincinnati | 24-10 | UC |
| 2007 | Oxford | 47-10 | UC |
| 2008 | Cincinnati | 45-20 | UC |
| 2009 | Oxford | 37-13 | UC |
| 2010 | Cincinnati | 45-3 | UC |
| 2011 | Oxford | 27-0 | UC |

FORDHAM

| | |
|--------------------|---------------|
| Series Record..... | First Meeting |
|--------------------|---------------|

2012 OPPONENTS GAME-BY-GAME SERIES RECORDS

TOLEDO

| | |
|-----------------------|----------------------|
| Series Record..... | Cincinnati leads 4-2 |
| At Cincinnati..... | Cincinnati leads 2-1 |
| At Toledo..... | Cincinnati leads 2-0 |
| At Neutral Sites..... | Toledo leads 1-0 |
| Most UC points..... | 41 (UC 41-7, 1953) |
| Most UT points..... | 45 (UT 45-31, 1995) |
| Combined points..... | 78 (UT 45-31, 1995) |
| Biggest UC win..... | 34 (41-7, 1953) |
| Biggest UT win..... | 14 (45-31, 1995) |
| Current streak..... | Toledo – 2 |

Game-by-Game Breakdown

| Year | Site | Score | Winner |
|------|----------------|-------|--------|
| 1921 | Cincinnati | 20-0 | UC |
| 1949 | Toledo | 33-13 | UC |
| 1953 | Cincinnati | 41-7 | UC |
| 1993 | Toledo | 31-24 | UC |
| 1995 | Cincinnati | 45-31 | UT |
| 2001 | Detroit, Mich. | 23-16 | UT |

LOUISVILLE

| | |
|-----------------------|--------------------------|
| Series Record..... | Cincinnati leads 29-21-1 |
| At Cincinnati..... | Cincinnati leads 16-12 |
| At Louisville..... | Cincinnati leads 13-9-1 |
| At Neutral Sites..... | — |
| Most UC points..... | 51 (UC 51-0, 1942) |
| Most UofL points..... | 70 (UofL 70-7, 2004) |
| Combined points..... | 83 (UofL 43-40, 2003) |
| Biggest UC win..... | 51 (51-0, 1942) |
| Biggest UofL win..... | 63 (70-7, 2004) |
| Current streak..... | Cincinnati – 4 |

Game-by-Game Breakdown

| Year | Site | Score | Winner |
|------|------------|-------|--------|
| 1929 | Louisville | 7-0 | UC |
| 1938 | Cincinnati | 19-9 | UC |
| 1940 | Cincinnati | 7-0 | UC |
| 1941 | Cincinnati | 28-7 | UC |
| 1942 | Cincinnati | 51-0 | UC |
| 1950 | Cincinnati | 28-20 | UC |
| 1951 | Cincinnati | 38-0 | UC |
| 1953 | Louisville | 41-0 | UC |
| 1966 | Cincinnati | 17-3 | UC |
| 1967 | Louisville | 13-7 | UC |
| 1968 | Cincinnati | 37-7 | UC |
| 1969 | Louisville | 31-21 | UC |
| 1970 | Cincinnati | 28-14 | UofL |
| 1971 | Louisville | 19-16 | UC |
| 1972 | Cincinnati | 38-13 | UofL |
| 1973 | Louisville | 10-8 | UofL |
| 1974 | Cincinnati | 7-6 | UC |
| 1975 | Louisville | 46-27 | UC |
| 1976 | Cincinnati | 20-6 | UofL |
| 1977 | Louisville | 17-17 | Tie |
| 1978 | Cincinnati | 28-14 | UofL |
| 1979 | Louisville | 22-19 | UofL |
| 1980 | Louisville | 20-0 | UofL |
| 1981 | Cincinnati | 24-0 | UC |
| 1982 | Cincinnati | 38-16 | UC |
| 1983 | Louisville | 31-23 | UofL |
| 1984 | Cincinnati | 40-21 | UC |
| 1985 | Louisville | 31-9 | UC |
| 1986 | Cincinnati | 24-17 | UC |
| 1987 | Louisville | 25-0 | UC |

| | | | |
|------|------------------|-------|------|
| 1988 | Cincinnati | 21-6 | UofL |
| 1989 | Louisville | 37-17 | UofL |
| 1990 | Cincinnati | 41-16 | UofL |
| 1991 | Louisville | 30-7 | UC |
| 1992 | Cincinnati | 27-17 | UofL |
| 1996 | Louisville | 10-7 | UC |
| 1997 | Cincinnati | 28-9 | UC |
| 1998 | Louisville | 62-19 | UofL |
| 1999 | Cincinnati | 23-13 | UofL |
| 2000 | Louisville | 38-24 | UofL |
| 2001 | Cincinnati | 28-13 | UofL |
| 2002 | Louisville | 24-14 | UC |
| 2003 | Cincinnati | 43-40 | UofL |
| 2004 | Louisville | 70-7 | UofL |
| 2005 | Cincinnati | 46-22 | UofL |
| 2006 | Louisville | 23-17 | UofL |
| 2007 | Cincinnati | 28-24 | UofL |
| 2008 | Louisville | 28-20 | UC |
| 2009 | Cincinnati | 41-10 | UC |
| 2010 | Louisville | 35-27 | UC |
| 2011 | Cincinnati (PBS) | 25-16 | UC |

SYRACUSE

| | |
|---------------------------|-----------------------------|
| Series Record..... | Cincinnati leads 7-5 |
| At Cincinnati..... | Cincinnati leads 3-2 |
| At Syracuse..... | Cincinnati leads 4-3 |
| At Neutral Sites..... | — |
| Most UC points..... | 52 (UC 52-31, 2007) |
| Most Syracuse points..... | 63 (Syracuse 63-21, 1998) |
| Combined points..... | 84 (Syracuse 63-21, 1998) |
| Biggest UC win..... | 21 (52-31, 2007/28-7, 2009) |
| Biggest Syracuse win..... | 42 (63-21, 1998) |
| Current streak..... | Cincinnati – 1 |

Game-by-Game Breakdown

| Year | Site | Score | Winner |
|------|------------|-------|--------|
| 1993 | Syracuse | 24-21 | SU |
| 1994 | Cincinnati | 34-19 | SU |
| 1998 | Syracuse | 63-21 | SU |
| 2000 | Cincinnati | 12-10 | UC |
| 2004 | Syracuse | 19-7 | SU |
| 2005 | Syracuse | 22-16 | UC |
| 2006 | Cincinnati | 17-3 | UC |
| 2007 | Syracuse | 52-31 | UC |
| 2008 | Cincinnati | 30-10 | UC |
| 2009 | Syracuse | 28-7 | UC |
| 2010 | Cincinnati | 31-7 | SU |
| 2011 | Syracuse | 30-13 | UC |

TEMPLE

| | |
|-------------------------|------------------------|
| Series Record..... | Temple leads 9-4-1 |
| At Cincinnati..... | Cincinnati leads 3-2-1 |
| At Temple..... | Temple leads 7-1-0 |
| At Neutral Sites..... | — |
| Most UC points..... | 35 (UC 35-22, 2002) |
| Most Temple points..... | 42 (TU 42-10, 1984) |
| Combined points..... | 57 (UC 35-22, 2002) |
| Biggest UC win..... | 15 (31-16, 1983) |
| Biggest Temple win..... | 34 (41-7, 2008) |
| Current streak..... | Cincinnati – 2 |

Game-by-Game Breakdown

| Year | Site | Score | Winner |
|------|-----------------|-------------|--------|
| 1973 | Philadelphia | 16-15 | TU |
| 1974 | Cincinnati | 22-20 | UC |
| 1975 | Philadelphia | 21-17 | TU |
| 1977 | Cincinnati | 17-17 | Tie |
| 1978 | Philadelphia | 16-13 | TU |
| 1979 | Philadelphia | 35-20 | TU |
| 1980 | Philadelphia | 23-7 | TU |
| 1981 | Cincinnati | 24-13 | TU |
| 1982 | Philadelphia | 41-7 | TU |
| 1983 | Cincinnati (RS) | 31-16 | UC |
| 1984 | Philadelphia | 42-10 | TU |
| 1985 | Cincinnati (RS) | 28-16 | TU |
| 2002 | Philadelphia | 35-22 | UC |
| 2003 | Cincinnati | 30-24 (30T) | UC |

RUTGERS

| | |
|--------------------------|--------------------------|
| Series Record..... | Tied 8-8-1 |
| At Cincinnati..... | Cincinnati leads 6-1-1 |
| At Piscataway..... | Rutgers leads 7-2 |
| At Neutral Sites..... | — |
| Most UC points..... | 69 (UC 69-38, 2010) |
| Most Rutgers points..... | 48 (Rutgers 48-28, 1986) |
| Combined points..... | 107 (UC 69-38, 2010) |
| Biggest UC win..... | 32 (47-15, 2009) |
| Biggest Rutgers win..... | 35 (44-9, 2005) |
| Current streak..... | Rutgers – 1 |

Game-by-Game Breakdown

| Year | Site | Score | Winner |
|------|------------|-------|--------|
| 1980 | Piscataway | 24-7 | RU |
| 1981 | Cincinnati | 10-0 | UC |
| 1983 | Cincinnati | 18-7 | UC |
| 1984 | Piscataway | 43-15 | RU |
| 1986 | Piscataway | 48-28 | RU |
| 1987 | Cincinnati | 10-7 | RU |
| 1988 | Piscataway | 38-9 | RU |
| 1989 | Cincinnati | 17-17 | Tie |
| 1992 | Cincinnati | 26-24 | UC |
| 1994 | Piscataway | 14-9 | RU |
| 2005 | Piscataway | 44-9 | RU |
| 2006 | Cincinnati | 30-11 | UC |
| 2007 | Piscataway | 28-23 | UC |
| 2008 | Cincinnati | 13-10 | UC |
| 2009 | Piscataway | 47-15 | UC |
| 2010 | Cincinnati | 69-38 | UC |
| 2011 | Piscataway | 20-3 | RU |

2012 OPPONENTS GAME-BY-GAME SERIES RECORDS

USF

Series Record..... Cincinnati leads 6-3
 At Cincinnati..... Cincinnati leads 3-1
 At USF Cincinnati leads 3-2
 At Neutral Sites..... —
 Most UC points 45 (UC 45-23, 2004)
 Most USF points..... 38 (USF 38-30, 2010)
 Combined points..... 71 (UC 38-33, 2007/UC 37-34, 2011)
 Biggest UC win 22 (45-23, 2004)
 Biggest USF win 15 (31-16, 2005)
 Current streak..... USF – 1

Game-by-Game Breakdown

| Year | Site | Score | Winner |
|------|------------|--------------|--------|
| 2003 | Tampa | (2 OT) 24-17 | USF |
| 2004 | Cincinnati | 45-23 | UC |
| 2005 | Tampa | 31-16 | USF |
| 2006 | Cincinnati | 23-6 | UC |
| 2007 | Tampa | 38-33 | UC |
| 2008 | Cincinnati | 24-10 | UC |
| 2009 | Tampa | 34-17 | UC |
| 2010 | Cincinnati | 38-30 | USF |
| 2011 | Tampa | 37-34 | UC |

CONNECTICUT

Series Record..... Cincinnati leads 6-2
 At Cincinnati..... Cincinnati leads 5-0
 At Connecticut..... Connecticut leads 2-1
 At Neutral Sites..... —
 Most UC points..... 47 (UC 47-45, 2009)
 Most UConn points..... 45 (UC 47-45, 2009)
 Combined points..... 92 (UC 47-45, 2009)
 Biggest UC win 24 (27-3, 2007)
 Biggest UConn win 24 (40-16, 2008)
 Current streak..... Cincinnati – 1

Game-by-Game Breakdown

| Year | Site | Score | Winner |
|------|-------------|-------|--------|
| 2001 | Cincinnati | 45-28 | UC |
| 2005 | Cincinnati | 28-17 | UC |
| 2006 | E. Hartford | 26-23 | UC |
| 2007 | Cincinnati | 27-3 | UC |
| 2008 | E. Hartford | 40-16 | UConn |
| 2009 | Cincinnati | 47-45 | UC |
| 2010 | E. Hartford | 38-17 | UConn |
| 2011 | Cincinnati | 35-27 | UC |



1 • RALPH DAVID ABERNATHY IV
RB • ATLANTA, GA.




88 • SHAKIM ALONZO
WR • PITTSBURGH, PA.



86 • BLAKE ANNEN
TE • UPPER ARLINGTON, OHIO



9 • DOMINIQUE BATTLE
DB • BOCA RATON, FLA.



39 • DEMITRI BEAL
DB • PEMBROKE PARK, FLA.



90 • CAMARON BEARD
DL • INDIANAPOLIS, IND.



51 • GREG BLAIR
LB • PITTSBURGH, PA.



4 • MAALIK BOMAR
LB • CINCINNATI, OHIO



59 • DEYSHAWN BOND
OL • INDIANAPOLIS, IND




40 • KEVIN BROWN
DB • INDIANAPOLIS, IND.



46 • DEVIN BRUNS
LB • FORT THOMAS, KY.



27 • DRAKE BRUNS
DB • FORT THOMAS, KY.



53 • FRANKLIN BRUSCIANNELLI
LB • WOODRIDGE, ILL.



31 • DEIONTE BUCKLEY
RB • INDIANAPOLIS, IND.




76 • AUSTEN BUJNOCH
OL • CINCINNATI, OHIO




24 • CHRIS BURRELL
WR • WESTWOOD, N.J.



95 • JONATHAN BURT
DL • INDIANAPOLIS, IND.



57 • CLEMENTE CASSEUS
LB • MIAMI, FLA.




21 • CAMERRON CHEATHAM
DB • KALAMAZOO, MICH.




25 • ARRYN CHENAULT
DB • CINCINNATI, OHIO




80 • ALEX CHISUM
WR • FAYETTEVILLE, GA.



56 • ERROL CLARKE
LB • MIAMI, FLA.



84 • NATE COLE
WR • MEMPHIS, TENN.



10 • BENNIE CONEY
QB • PLANT CITY, FLA.



35 • DYLAN COOMBS
DB • CINCINNATI, OHIO

2012 UNIVERSITY OF CINCINNATI FOOTBALL



9 • PATRICK COYNE
QB • CINCINNATI, OHIO



79 • ANDRE CURETON
OL • INDIANAPOLIS, IND.



91 • ADAM DEMPSEY
DL • FORT THOMAS, KY.



81 • DJ DOWDY
TE • AKRON, OHIO




11 • DEVEN DRANE
DB • PLANTATION, FLA.




78 • PARKER ENINGER
OL • ROCKFORD, MICH.



38 • ADAM FEARING
RB • DAYTON, OHIO



36 • MARCUS FOSTER
DB • TROY, OHIO




26 • DREW FREY
DB • WILMINGTON, OHIO



99 • DAN GIORDANO
DL • FRANKFORT, ILL.




46 • JARED GOLDEN
TE • GALLIPOLIS, OHIO



87 • JEREMY GRAVES
WR • CLEVELAND, OHIO




23 • TION GREEN
RB • ALTAMONTE SPRINGS, FLA.



42 • COREY GRIFFIN
LB • MIAMI, FLA.



97 • CHAD HANNAH
DL • TAMPA, FLA.




93 • BRAD HARRAH
DL • MARION, OHIO



77 • SEAN HOOEY
LITCHFIELD, MICH.




85 • BRUCE HORNER
WR • SOUTHFIELD, MICH.




41 • NICK HUNT
K • CINCINNATI, OHIO



41 • KEVIN HYLAND
LB • CINCINNATI, OHIO




29 • ANDRE JONES
DB • CINCINNATI, OHIO



37 • JOEY JONES
LB • HOMESTEAD, FLA.



16 • DAMON JULIAN
WR • SICKLERVILLE, N.J.



11 • BRENDON KAY
QB • MARINE CITY, MICH.



62 • CORY KEEBLER
OL • LIBERTY TOWNSHIP, OHIO

2012 UNIVERSITY OF CINCINNATI FOOTBALL




18 • TRAVIS KELCE
TE • CLEVELAND HTS., OHIO



49 • ANTHONY KING
RB • CHICAGO, ILL.




13 • PAT LAMBERT
DB • ST. CLOUD, FLA.



3 • BRAXTON LANE
WR • TYRONE, GA.



73 • RYAN LEAHY
OL • CINCINNATI, OHIO



71 • ERIC LEFELD
OL • COLDWATER, OHIO




4 • MUNCHIE LEGAUX
QB • NEW ORLEANS, LA.



2 • DYJUAN LEWIS
WR • INDIANAPOLIS, IND.



24 • JOHN LLOYD
P • CINCINNATI, OHIO




60 • SAM LONGO
OL • SPRING VALLEY, OHIO




55 • RONEY LOZANO
DL • MIAMI, FLA.



47 • COLIN LOZIER
LB • CINCINNATI, OHIO




10 • JORDAN LUALLEN
WR • GREENWOOD, IND.




48 • JEFF LUC
LB • PORT ST. LUCIE, FLA.



69 • DOMINIC MAINELLO
OL • FORT MITCHELL, KY.



48 • BREON MAPP
DB • CINCINNATI, OHIO



44 • COREY MASON
LB • CINCINNATI, OHIO



45 • EY'SHAWN MCCLAIN
LB • JACKSONVILLE, FLA.




66 • SEAN MCCLELLAN
OL • CINCINNATI, OHIO




6 • ANTHONY MCCLUNG
WR • INDIANAPOLIS, IND.




46 • MITCH MEADOR
DL • GREENWOOD, IND.



14 • TONY MILIANO
K • NORTH BEND, OHIO



83 • DANNY MILLIGAN
WR • CINCINNATI, OHIO



58 • BRANDON MILLS
DL • CINCINNATI, OHIO



70 • BRANDON MITCHELL
DL • CINCINNATI, OHIO

2012 UNIVERSITY OF CINCINNATI FOOTBALL



15 • CHRIS MOORE
WR • TAMPA, FLA.



82 • MAX MORRISON
WR • KENTON, OHIO



92 • SILVERBERRY MOUHON
DL • NORCROSS, GA.



74 • JUSTIN MURRAY
OL • CINCINNATI, OHIO



17 • MALCOLM MURRAY
DB • GLENDALE, CALIF.



12 • TRENTON NORVELL
QB • DAYTONA BEACH, FLA.



34 • PAT O'DONNELL
P • LAKEWORTH, FLA.



2 • TRENIER ORR
DB • WINTER GARDEN, FLA.




50 • ALEX PACE
DL • CLEVELAND, OHIO



20 • LEVITICUS PAYNE
DB • SOUTHFIELD, MICH.




57 • CARROLL PHILLIPS
DL • MIAMI, FLA.



96 • JOSH POSLEY
DL • INDIANAPOLIS, IND.



22 • JAMEEL POTEAT
RB • HARRISBURG, PA.



89 • DEMETRIUS RICHARDSON
TE • MARLTON, N.J.




30 • AARON ROBBERSON
DB • MAPLE HTS., OHIO



35 • JOSH RUSS
TE • ELYRIA, OHIO



75 • KEVIN SCHLOEMER
OL • LIBERTY TOWNSHIP, OHIO



52 • ELIJAH SHULER
DL • N. BRADFORD, CONN.



63 • DAN SPRAGUE
OL • WORTHINGTON, OHIO



48 • MATT STAUBACH
TE • CINCINNATI, OHIO




94 • JORDAN STEPP
DL • INDIANAPOLIS, IND.



54 • WALTER STEWART
DL • ASHVILLE, OHIO




43 • NICK TEMPLE
LB • INDIANAPOLIS, IND.




33 • SOLOMON TENTMAN
LB • CINCINNATI, OHIO



7 • KENBRELL THOMPKINS
WR • MIAMI, FLA.



19 • SHAQ WASHINGTON
WR • MAPLE HTS., OHIO



98 • CHAD WEST
DL • PERRY, OHIO



20 • CHRIS WILLIAMS
DB • CINCINNATI, OHIO



67 • JOHN WILLIAMS
DL • MIAMI, FLA.



61 • KIRK WILLIS
LS • GRANDVILLE, OHIO



32 • GEORGE WINN
RB • SOUTHFIELD, MICH.



8 • ADRIAN WITTY
DB • DEERFIELD BEACH, FLA.

COACHES



BUTCH JONES
HEAD COACH



STEVE STRIPLING
ASST. HEAD COACH/DEFENSIVE LINE



MIKE BAJAKIAN
OFFENSIVE COORDINATOR/QBs



JOHN JANCEK
DEFENSIVE COORDINATOR/LBs



MARK ELDER
SPECIAL TEAMS COORDINATOR/S



TJ WEIST
RECRUITING COORDINATOR/WRs



DAVE JOHNSON
TIGHT ENDS




DON MAHONEY
OFFENSIVE LINE



ROY MANNING
RUNNING BACKS




SHANNON MORRISONS
CORNERBACKS




CHASE GIBSON
DEFENSIVE GA




JOE HENSEL
OFFENSIVE GA



CODY KEMPT
OFFENSIVE GA



LARRY KNIGHT
DEFENSIVE GA



GREG MEYER
QUALITY CONTROL - SPECIAL TEAMS



HEAD COACH BUTCH JONES

SIXTH SEASON OVERALL | THIRD AT CINCINNATI

Butch Jones, the 2011 BIG EAST Coach of the Year, enters his third season with the Bearcats.

With the Bearcats' win in the 2011 regular-season finale against Connecticut, Jones earned his third conference championship as a head coach (2007, 2009 at Central Michigan, 2011 at Cincinnati) and his 40th career victory.

Jones, who was named the head coach at UC on Dec. 16, 2009, holds a 41-24 career mark, a 27-10 record in conference play, has four bowl appearances and three league championships to his credit in five seasons as a collegiate head coach. In 2011, UC was the only program nationally to win both its conference championship as well as the league's team academic award.

Since arriving in Cincinnati, Jones has made an immediate impact, building a staff of championship-level coaches and teachers, as well as an atmosphere of competition and family, while also overseeing an academic program of great success. Jones and his staff have shown the ability to produce NFL-ready talent as well, sending 11 players to the NFL over the past three years.

UC was the most improved NCAA FBS AQ team in 2011, finishing with a 10-3 mark and a Top-25 final ranking, as well as returning to postseason play, knocking off SEC foe Vanderbilt in the 2011 AutoZone Liberty Bowl, the program's first bowl win over a BCS opponent.

Eight student-athletes earned All-BIG EAST accolades in 2011, including BIG EAST Offensive Player of the Year Isaiah Pead and BIG EAST Co-Defensive Player of the Year Derek Wolfe. Wolfe, a senior defensive tackle, earned spots on five All-America teams, making him UC's sixth All-American since 2007. JK Schaffer was named the 2011 American Eagle Outfitters BIG EAST Football Scholar-Athlete of the Year, the second-straight UC player to win that honor, leading 23 UC student-athletes on the Academic All-BIG EAST squad.

The Bearcats were one of the most improved defenses in the nation in 2011, leading the NCAA FBS in tackles for a loss (8.62), ranking second in sacks (3.46), sixth in rushing defense (96.23) and 20th in scoring defense (20.31). UC led the BIG EAST and ranked ninth nationally in turnover margin (0.92) while the Bearcats' 33 turnovers gained was tied for fourth nationally.

Offensively, UC averaged 385 yards per game, ranking No. 2 in the BIG EAST in rushing offense (178.5 ypg) and scored an average of 33.3 points per game. Pead closed out his career with back-to-back 1,000-yard seasons, the first UC back to accomplish that feat in nearly 25 years. His 3,288 career yards rushing and 27 rushing touchdowns rank him third all-time.

QB Zach Collaros became only the second UC QB all-time to tally 6,000 yards passing and 50 passing touchdowns. He leaves UC as the school's all-time leader in completion percentage (.619) and was 485-of-783 for 6,278 yards and 51 touchdowns.

The Bearcats' overall team GPA for the fall 2011 quarter was a 2.73 which is a significant improvement over the in-season GPA of 2.69 the Bearcats posted in the fall of 2010. Forty-three student-athletes achieved a 3.0 GPA or better while 23 student-athletes earned spots on the Dean's List, with quarter GPAs of 3.4 or above.

UC was honored with the 2010-11 BIG EAST Team Academic Excellence Award. Nineteen players were named Academic All-BIG EAST and John Goebel earned the 2010 American Eagle Outfitters BIG EAST Football Scholar-Athlete of the Year award.

In 2010, the Bearcats led the BIG EAST in scoring offense (27.1 ppg), total offense (417.3 ypg), passing offense (260.7 ypg), first downs (21.9 pg), third-down conversions (45.6 pct.) and touchdown passes (27). Wide receiver Armon Binns and quarterback Zach Collaros were both First-Team all-BIG EAST selections while five other teammates earned All-BIG EAST honors.

In addition to their success in the classroom, Jones-coached squads have shown a great ability to close out games, sporting identical 32-1 marks when holding a lead at halftime or entering the fourth quarter.

Prior to leading the Bearcats, Jones spent three seasons at Central Michigan University, leading the Chippewas to a pair of Mid-American Conference Championships and three-straight bowl appearances from 2007-09 and a postseason Top-25 ranking.

A native of Saugatuck, Mich., and former offensive coordinator at CMU, Jones went 27-13 over three seasons as head coach at CMU, including a 22-3 mark in league games. The Chippewas won a pair of MAC Championships (2007, 2009), played in three-straight bowl games and earning a postseason ranking of No. 23 in 2009. He is the only coach in CMU history to lead the team to consecutive bowl games and is the first in MAC history to do it in his first three seasons as head coach.

Prior to becoming CMU's head coach, Jones spent a total of 11 seasons as an assistant at the NCAA Football Bowl Subdivision level. He served as the offensive coordinator at three different schools, spanning eight seasons, and worked directly with 24 all-conference selections in 15 years as a full-time position coach.

A 1990 graduate of Ferris State University where he was a two-year letterman on the football team, Jones broke into the coaching ranks while still an undergraduate by serving as intern for the Tampa Bay Buccaneers from 1987-89.

Jones and his wife Barb are the parents of three children: Alex, Adam, and Andrew.

THE BUTCH JONES FILE



PERSONAL INFORMATION

Date of Birth: Jan. 17, 1968 in Saugatuck, Mich.
High School: Saugatuck (Mich.)
Education: Ferris State (1990)
Wife: Barb
Children: Alex, Adam, Andrew

COACHING EXPERIENCE

| Years | Position | Team |
|---------|-----------------------|----------------------|
| 1987-89 | Intern | Tampa Bay Buccaneers |
| 1990-92 | Graduate Assistant | Rutgers |
| 1993-94 | Offensive Coordinator | Wilkes |
| 1995 | Running Backs | Ferris State |
| 1996-97 | Offensive Coordinator | Ferris State |
| 1998 | Tight Ends | Central Michigan |
| 1999 | Wide Receivers | Central Michigan |
| 2000 | Running Backs | Central Michigan |
| 2001-03 | Offensive Coordinator | Central Michigan |
| 2004 | Running Backs | Central Michigan |
| 2005-06 | Wide Receivers | West Virginia |
| 2007-09 | Head Coach | Central Michigan |
| 2010- | Head Coach | Cincinnati |

HEAD COACH YEAR-BY-YEAR RECORD

| Year | School | Overall | Conference |
|---------------|----------------------------------|--------------|--------------|
| 2007 | Central Michigan | 8-6 | 6-1 |
| | MAC Champions, Motor City Bowl | | |
| 2008 | Central Michigan | 8-5 | 6-2 |
| | Motor City Bowl | | |
| 2009 | Central Michigan | 11-2 | 8-0 |
| | MAC Champions, Motor City Bowl | | |
| 2010 | Cincinnati | 4-8 | 2-5 |
| 2011 | Cincinnati | 10-3 | 5-2 |
| | BIG EAST Champions, Liberty Bowl | | |
| TOTALS | | 41-24 | 27-10 |



2011 SEASON-IN-REVIEW

2011 STATISTICS

| DATE | OPPONENT | UC | OPP | ATT | BIG EAST | OVERALL |
|-------|-------------------|----|-----|--------|----------|---------|
| 09/03 | AUSTIN PEAY | 72 | 10 | 23,282 | 0-0 | 1-0 |
| 09/10 | at Tennessee | 23 | 45 | 94,207 | 0-0 | 1-1 |
| 09/17 | AKRON | 59 | 14 | 24,991 | 0-0 | 2-1 |
| 09/22 | NC STATE | 44 | 14 | 28,431 | 0-0 | 3-1 |
| 10/01 | at Miami (OH) | 27 | 0 | 16,408 | 0-0 | 4-1 |
| 10/15 | LOUISVILLE **^ | 25 | 16 | 40,971 | 1-0 | 5-1 |
| 10/22 | USF * | 37 | 34 | 44,248 | 2-0 | 6-1 |
| 11/05 | at Pittsburgh * | 26 | 23 | 49,363 | 3-0 | 7-1 |
| 11/12 | WEST VIRGINIA **^ | 21 | 24 | 48,152 | 3-1 | 7-2 |
| 11/19 | at Rutgers * | 3 | 20 | 47,447 | 3-2 | 7-3 |
| 11/26 | at Syracuse * | 30 | 3 | 38,159 | 4-2 | 8-3 |
| 12/03 | CONNECTICUT * | 35 | 27 | 27,930 | 5-2 | 9-3 |
| 12/31 | vs. Vanderbilt% | 31 | 24 | 57,102 | 5-2 | 10-3 |

* - BIG EAST Game; ^-Played at Paul Brown Stadium; %-AutoZone Liberty Bowl

| TEAM STATISTICS | Cincinnati | Opponent |
|-------------------------|-------------|--------------|
| SCORING | 402 | 240 |
| Points Per Game | 33.5 | 20.0 |
| FIRST DOWNS | 235 | 234 |
| Rushing | 104 | 78 |
| Passing | 111 | 143 |
| Penalty | 20 | 13 |
| RUSHING YARDAGE | 2100 | 1112 |
| Yards gained rushing | 2403 | 1605 |
| Yards lost rushing | 303 | 493 |
| Rushing Attempts | 456 | 421 |
| Average Per Rush | 4.6 | 2.6 |
| Average Per Game | 175.0 | 92.7 |
| TDs Rushing | 26 | 8 |
| PASSING YARDAGE | 2619 | 3226 |
| Comp-Att-Int | 211-363-12 | 279-449-14 |
| Average Per Pass | 7.2 | 7.2 |
| Average Per Catch | 12.4 | 11.6 |
| Average Per Game | 218.2 | 268.8 |
| TDs Passing | 19 | 16 |
| TOTAL OFFENSE | 4719 | 4338 |
| Total Plays | 819 | 870 |
| Average Per Play | 5.8 | 5.0 |
| Average Per Game | 393.2 | 361.5 |
| KICK RETURNS: #-Yards | 47-1061 | 66-1259 |
| PUNT RETURNS: #-Yards | 24-187 | 18-122 |
| INT RETURNS: #-Yards | 14-227 | 12-131 |
| KICK RETURN AVERAGE | 22.6 | 19.1 |
| PUNT RETURN AVERAGE | 7.8 | 6.8 |
| INT RETURN AVERAGE | 16.2 | 10.9 |
| FUMBLES-LOST | 19-7 | 26-16 |
| PENALTIES-Yards | 62-552 | 95-802 |
| Average Per Game | 46.0 | 66.8 |
| PUNTS-Yards | 57-2490 | 72-2795 |
| Average Per Punt | 43.7 | 38.8 |
| Net punt average | 39.1 | 34.3 |
| TIME OF POSSESSION/Game | 27:35 | 32:14 |
| 3RD-DOWN Conversions | 65/168 | 60/183 |
| 3rd-Down Pct | 39% | 33% |
| 4TH-DOWN Conversions | 6/13 | 5/15 |
| 4th-Down Pct | 46% | 33% |
| SACKS BY-Yards | 44-318 | 18-138 |
| MISC YARDS | 0 | 0 |
| TOUCHDOWNS SCORED | 51 | 26 |
| FIELD GOALS-ATTEMPTS | 16-22 | 19-24 |
| ON-SIDE KICKS | 0-0 | 1-1 |
| RED-ZONE SCORES | (39-49) 80% | (28-33) 85% |
| RED-ZONE TOUCHDOWNS | (30-49) 61% | (18-33) 55% |
| PAT-ATTEMPTS | (46-49) 94% | (25-25) 100% |

| | | |
|--------------------|---------|---------|
| ATTENDANCE | 193757 | 289831 |
| Games/Avg Per Game | 6/32293 | 6/48305 |
| Neutral Site Games | | 0/0 |

| SCORE BY QUARTERS | 1st | 2nd | 3rd | 4th | TOTAL |
|-------------------|-----|-----|-----|-----|-------|
| Cincinnati | 99 | 113 | 105 | 85 | 402 |
| Opponents | 47 | 69 | 68 | 56 | 240 |

INDIVIDUAL STATISTICS

| PASSING | G | Effic | Cmp-Att-Int | Pct | Yds | TD | Lng | Avg/G |
|------------------|-----------|---------------|-------------------|-------------|-------------|-----------|-----------|--------------|
| COLLAROS | 9 | 140.10 | 154-243-8 | 63.4 | 1860 | 14 | 72 | 206.7 |
| LEGAUX | 11 | 108.98 | 55-116-4 | 47.4 | 749 | 5 | 69 | 68.1 |
| LUAllen | 7 | 71.00 | 2-4-0 | 50.0 | 10 | 0 | 9 | 1.4 |
| TOTAL | 12 | 129.39 | 211-363-12 | 58.1 | 2619 | 19 | 72 | 218.2 |
| OPPONENTS | 12 | 128.01 | 279-449-14 | 62.1 | 3226 | 16 | 87 | 268.8 |

| RUSHING | GP | Att | Gain | Loss | Net | Avg | TD | Long | Avg/G |
|------------------|-----------|------------|-------------|------------|-------------|------------|-----------|-----------|--------------|
| PEAD | 12 | 209 | 1182 | 72 | 1110 | 5.3 | 11 | 65 | 92.5 |
| COLLAROS | 9 | 76 | 343 | 101 | 242 | 3.2 | 8 | 17 | 26.9 |
| LEGAUX | 11 | 41 | 241 | 56 | 185 | 4.5 | 2 | 65 | 16.8 |
| WINN | 12 | 34 | 141 | 0 | 141 | 4.1 | 1 | 17 | 11.8 |
| LUAllen | 7 | 22 | 156 | 21 | 135 | 6.1 | 1 | 48 | 19.3 |
| POTEAT | 9 | 23 | 109 | 1 | 108 | 4.7 | 1 | 13 | 12.0 |
| FEARING | 2 | 7 | 46 | 0 | 46 | 6.6 | 1 | 14 | 23.0 |
| TEAGUE | 2 | 8 | 42 | 0 | 42 | 5.2 | 1 | 20 | 21.0 |
| ABERNATHY IV | 12 | 14 | 52 | 14 | 38 | 2.7 | 0 | 10 | 3.2 |
| WOODS | 12 | 4 | 36 | 0 | 36 | 9.0 | 0 | 24 | 3.0 |
| KAY | 3 | 3 | 23 | 1 | 22 | 7.3 | 0 | 16 | 7.3 |
| KING | 12 | 7 | 32 | 20 | 12 | 1.7 | 0 | 11 | 1.0 |
| TOTAL | 12 | 456 | 2403 | 303 | 2100 | 4.6 | 26 | 65 | 175.0 |
| OPPONENTS | 12 | 421 | 1605 | 493 | 1112 | 2.6 | 8 | 36 | 92.7 |

| RECEIVING | G | No. | Yds | Avg | TD | Long | Avg/G |
|------------------|-----------|------------|-------------|-------------|-----------|-----------|--------------|
| MCCLUNG | 12 | 48 | 675 | 14.1 | 5 | 36 | 56.2 |
| THOMPkins | 12 | 44 | 536 | 12.2 | 2 | 44 | 44.7 |
| WOODS | 12 | 37 | 450 | 12.2 | 2 | 50 | 37.5 |
| PEAD | 12 | 36 | 304 | 8.4 | 3 | 69 | 25.3 |
| CHISUM | 12 | 18 | 290 | 16.1 | 2 | 30 | 24.2 |
| KELCE | 10 | 10 | 121 | 12.1 | 2 | 30 | 12.1 |
| ROBINSON | 12 | 8 | 167 | 20.9 | 3 | 72 | 13.9 |
| WASHINGTON | 5 | 3 | 14 | 4.7 | 0 | 8 | 2.8 |
| ANNEN | 9 | 2 | 33 | 16.5 | 0 | 27 | 3.7 |
| WINN | 12 | 2 | 6 | 3.0 | 0 | 7 | 0.5 |
| MILLIGAN | 11 | 1 | 15 | 15.0 | 0 | 15 | 1.4 |
| WOODARD | 12 | 1 | 12 | 12.0 | 0 | 12 | 1.0 |
| ABERNATHY IV | 12 | 1 | -4 | -4.0 | 0 | 0 | -0.3 |
| TOTAL | 12 | 211 | 2619 | 12.4 | 19 | 72 | 218.2 |
| OPPONENTS | 12 | 279 | 3226 | 11.6 | 16 | 87 | 268.8 |

| TOTAL OFFENSE | G | Plays | Rush | Pass | Total | Avg/G |
|------------------|-----------|------------|-------------|-------------|-------------|--------------|
| COLLAROS | 9 | 319 | 242 | 1860 | 2102 | 233.6 |
| PEAD | 12 | 209 | 1110 | 0 | 1110 | 92.5 |
| LEGAUX | 11 | 157 | 185 | 749 | 934 | 84.9 |
| LUAllen | 7 | 26 | 135 | 10 | 145 | 20.7 |
| WINN | 12 | 34 | 141 | 0 | 141 | 11.8 |
| POTEAT | 9 | 23 | 108 | 0 | 108 | 12.0 |
| FEARING | 2 | 7 | 46 | 0 | 46 | 23.0 |
| TEAGUE | 2 | 8 | 42 | 0 | 42 | 21.0 |
| ABERNATHY IV | 12 | 14 | 38 | 0 | 38 | 3.2 |
| WOODS | 12 | 4 | 36 | 0 | 36 | 3.0 |
| KAY | 3 | 3 | 22 | 0 | 22 | 7.3 |
| KING | 12 | 7 | 12 | 0 | 12 | 1.0 |
| TOTAL | 12 | 819 | 2100 | 2619 | 4719 | 393.2 |
| OPPONENTS | 12 | 870 | 1112 | 3226 | 4338 | 361.5 |

2011 STATISTICS

| [----- PATS -----] | | | | | | | | | |
|--------------------|-----------|--------------|--------------|------------|----------|------------|----------|----------|------------|
| SCORING | TD | FGs | Kick | Rush | Rcv | Pass | DXP | Saf | Points |
| MILIANO, Tony | 0 | 16-22 | 43-46 | 0-0 | 0 | 0-0 | 0 | 0 | 91 |
| PEAD, Isaiah | 14 | 0-0 | 0-0 | 0-0 | 0 | 0-0 | 0 | 0 | 84 |
| COLLAROS, Zach | 8 | 0-0 | 0-0 | 0-0 | 0 | 1-2 | 0 | 0 | 48 |
| MCCLUNG, A. | 5 | 0-0 | 0-0 | 0-0 | 0 | 0-0 | 0 | 0 | 30 |
| ROBINSON, A. | 3 | 0-0 | 0-0 | 0-0 | 1 | 0-0 | 0 | 0 | 20 |
| THOMPCKINS, K. | 2 | 0-0 | 0-0 | 0-0 | 0 | 0-0 | 0 | 0 | 12 |
| WOODS, DJ | 2 | 0-0 | 0-0 | 0-0 | 0 | 0-0 | 0 | 0 | 12 |
| KELCE, Travis | 2 | 0-0 | 0-0 | 0-0 | 0 | 0-0 | 0 | 0 | 12 |
| CHISUM, Alex | 2 | 0-0 | 0-0 | 0-0 | 0 | 0-0 | 0 | 0 | 12 |
| LEGAUX, Munchie | 2 | 0-0 | 0-0 | 0-0 | 0 | 0-0 | 0 | 0 | 12 |
| BOMAR, Maalik | 1 | 0-0 | 0-0 | 0-0 | 0 | 0-0 | 0 | 0 | 6 |
| WINN, George | 1 | 0-0 | 0-0 | 0-0 | 0 | 0-0 | 0 | 0 | 6 |
| STEWART, Walter | 1 | 0-0 | 0-0 | 0-0 | 0 | 0-0 | 0 | 0 | 6 |
| SCHAFER, JK | 1 | 0-0 | 0-0 | 0-0 | 0 | 0-0 | 0 | 0 | 6 |
| FREY, Drew | 1 | 0-0 | 0-0 | 0-0 | 0 | 0-0 | 0 | 0 | 6 |
| BATTLE, D. | 1 | 0-0 | 0-0 | 0-0 | 0 | 0-0 | 0 | 0 | 6 |
| CHEATHAM, C. | 1 | 0-0 | 0-0 | 0-0 | 0 | 0-0 | 0 | 0 | 6 |
| FEARING, Adam | 1 | 0-0 | 0-0 | 0-0 | 0 | 0-0 | 0 | 0 | 6 |
| TEAGUE, Akise | 1 | 0-0 | 0-0 | 0-0 | 0 | 0-0 | 0 | 0 | 6 |
| POTEAT, Jameel | 1 | 0-0 | 0-0 | 0-0 | 0 | 0-0 | 0 | 0 | 6 |
| LUAllen, Jordan | 1 | 0-0 | 0-0 | 0-0 | 0 | 0-0 | 0 | 0 | 6 |
| POPHAM, Shane | 0 | 0-0 | 3-3 | 0-0 | 0 | 0-0 | 0 | 0 | 3 |
| TOTAL | 51 | 16-22 | 46-49 | 0-0 | 1 | 1-2 | 0 | 0 | 402 |
| OPPONENTS | 26 | 19-24 | 25-25 | 0-0 | 1 | 1-1 | 0 | 0 | 240 |

| PUNT RETURNS | No. | Yds | Avg | TD | Long |
|------------------|-----------|------------|------------|----------|-----------|
| WOODS, DJ | 11 | 71 | 6.5 | 0 | 24 |
| MILLIGAN, DANNY | 6 | 42 | 7.0 | 0 | 16 |
| PEAD, ISAIAH | 6 | 75 | 12.5 | 0 | 34 |
| TOTAL | 24 | 187 | 7.8 | 0 | 34 |
| OPPONENTS | 18 | 122 | 6.8 | 0 | 40 |

| INTERCEPTIONS | No. | Yds | Avg | TD | Long |
|------------------|-----------|------------|-------------|----------|-----------|
| DRANE, Deven | 3 | 43 | 14.3 | 0 | 43 |
| SCHAFER, JK | 3 | 41 | 13.7 | 0 | 16 |
| CHEATHAM, C. | 2 | 65 | 32.5 | 1 | 53 |
| BATTLE, D. | 2 | 42 | 21.0 | 1 | 36 |
| FREY, Drew | 2 | 15 | 7.5 | 1 | 15 |
| ROBERSON, Aaron | 1 | 21 | 21.0 | 0 | 21 |
| RICHARDSON, W. | 1 | 0 | 0.0 | 0 | 0 |
| TOTAL | 14 | 227 | 16.2 | 3 | 53 |
| OPPONENTS | 12 | 131 | 10.9 | 1 | 63 |

| KICK RETURNS | No. | Yds | Avg | TD | Long |
|------------------|-----------|-------------|-------------|----------|-----------|
| ABERNATHY, RD | 37 | 914 | 24.7 | 0 | 74 |
| POTEAT, Jameel | 3 | 67 | 22.3 | 0 | 28 |
| LEWIS, Dyjuan | 2 | 22 | 11.0 | 0 | 22 |
| FEARING, Adam | 2 | 25 | 12.5 | 0 | 17 |
| WOODARD, Orion | 1 | 0 | 0.0 | 0 | 0 |
| DRANE, Deven | 1 | 20 | 20.0 | 0 | 20 |
| KELCE, Travis | 1 | 13 | 13.0 | 0 | 13 |
| TOTAL | 47 | 1061 | 22.6 | 0 | 74 |
| OPPONENTS | 66 | 1259 | 19.1 | 0 | 42 |

| FUMBLE RETURNS | No. | Yds | Avg | TD | Long |
|------------------|----------|-----------|-------------|----------|-----------|
| SCHAFER, JK | 2 | 17 | 8.5 | 1 | 17 |
| WOLFE, Derek | 1 | 0 | 0.0 | 0 | 0 |
| MILLS, Brandon | 1 | 0 | 0.0 | 0 | 0 |
| BOMAR, Maalik | 1 | 54 | 54.0 | 1 | 54 |
| JACKSON, Dwight | 0 | -7 | 0.0 | 0 | 0 |
| TOTAL | 5 | 64 | 12.8 | 2 | 54 |
| OPPONENTS | 1 | 0 | 0.0 | 1 | 0 |

| FIELD GOALS | M-A | Pct | 01-19 | 20-29 | 30-39 | 40-49 | 50+ | Lg | Blk |
|--------------------|---------------------|------|-------|-------|---------------------|-------|-----|----|-----|
| MILIANO, Tony | 16-22 | 72.7 | 0-0 | 7-7 | 2-5 | 7-10 | 0-0 | 48 | 3 |
| FG SEQUENCE | CINCINNATI | | | | OPPONENTS | | | | |
| Austin Peay | (39) | | | | (21) | | | | |
| at Tennessee | 47,(23) | | | | 43,(37) | | | | |
| Akron | 43,(47) | | | | - | | | | |
| NC State | (26),(48),(22) | | | | - | | | | |
| at Miami (OH) | - | | | | 34 | | | | |
| Louisville | (21) | | | | (42),(51),(18) | | | | |
| at USF | 33,(43) | | | | (20),(40) | | | | |
| at Pittsburgh | (27),(40),(32),(41) | | | | (52),(24),(42),50 | | | | |
| West Virginia | 42,31 | | | | (28),39,47 | | | | |
| Rutgers | (47) | | | | (19),(43) | | | | |
| Syracuse | 33,(27),(22),(48) | | | | (40),(32) | | | | |
| Connecticut | - | | | | (35),(46),(53),(43) | | | | |

| PUNTING | No. | Yds | Avg | Long | TB | FC | I20 | 50+ | Blkd |
|------------------|-----------|-------------|-------------|-----------|----------|-----------|-----------|-----------|----------|
| O'DONNELL, Pat | 56 | 2460 | 43.9 | 76 | 7 | 9 | 25 | 15 | 0 |
| TEAM | 1 | 30 | 30.0 | 30 | 0 | 0 | 0 | 0 | 1 |
| TOTAL | 57 | 2490 | 43.7 | 76 | 7 | 9 | 25 | 15 | 1 |
| OPPONENTS | 72 | 2795 | 38.8 | 61 | 7 | 23 | 13 | 9 | 0 |

| KICKOFFS | No. | Yds | Avg | TB | OB | Retn | Net | YdLn |
|------------------|-----------|-------------|-------------|----------|----------|-------------|-------------|-----------|
| O'DONNELL, Pat | 57 | 3647 | 64.0 | 7 | 2 | | | |
| MILIANO, Tony | 20 | 1290 | 64.5 | 2 | 2 | | | |
| POPHAM, Shane | 2 | 115 | 57.5 | 0 | 0 | | | |
| TOTAL | 79 | 5052 | 63.9 | 9 | 4 | 1259 | 45.7 | 24 |
| OPPONENTS | 54 | 3473 | 64.3 | 6 | 1 | 1061 | 42.4 | 27 |

| ALL PURPOSE | G | Rush | Rec | PR | KOR | IR | Tot | Avg/G |
|------------------|-----------|-------------|-------------|------------|-------------|------------|-------------|--------------|
| PEAD, Isaiah | 12 | 1110 | 304 | 75 | 0 | 0 | 1489 | 124.1 |
| ABERNATHY, RD | 12 | 38 | -4 | 0 | 914 | 0 | 948 | 79.0 |
| MCCLUNG, A. | 12 | 0 | 675 | 0 | 0 | 0 | 675 | 56.2 |
| WOODS, DJ | 12 | 36 | 450 | 71 | 0 | 0 | 557 | 46.4 |
| THOMPCKINS, K. | 12 | 0 | 536 | 0 | 0 | 0 | 536 | 44.7 |
| CHISUM, Alex | 12 | 0 | 290 | 0 | 0 | 0 | 290 | 24.2 |
| COLLAROS, Zach | 9 | 242 | 0 | 0 | 0 | 0 | 242 | 26.9 |
| LEGAUX, Munchie | 11 | 185 | 0 | 0 | 0 | 0 | 185 | 16.8 |
| POTEAT, Jameel | 9 | 108 | 0 | 0 | 67 | 0 | 175 | 19.4 |
| ROBINSON, A. | 12 | 0 | 167 | 0 | 0 | 0 | 167 | 13.9 |
| WINN, George | 12 | 141 | 6 | 0 | 0 | 0 | 147 | 12.2 |
| LUAllen, Jordan | 7 | 135 | 0 | 0 | 0 | 0 | 135 | 19.3 |
| KELCE, Travis | 10 | 0 | 121 | 0 | 13 | 0 | 134 | 13.4 |
| FEARING, Adam | 2 | 46 | 0 | 0 | 25 | 0 | 71 | 35.5 |
| CHEATHAM, C. | 12 | 0 | 0 | 0 | 0 | 65 | 65 | 5.4 |
| DRANE, Deven | 12 | 0 | 0 | 0 | 20 | 43 | 63 | 5.2 |
| MILLIGAN, Danny | 11 | 0 | 15 | 42 | 0 | 0 | 57 | 5.2 |
| TEAGUE, Akise | 2 | 42 | 0 | 0 | 0 | 0 | 42 | 21.0 |
| BATTLE, D. | 6 | 0 | 0 | 0 | 0 | 42 | 42 | 7.0 |
| SCHAFER, JK | 12 | 0 | 0 | 0 | 0 | 41 | 41 | 3.4 |
| ANNEN, Blake | 9 | 0 | 33 | 0 | 0 | 0 | 33 | 3.7 |
| KAY, Brendon | 3 | 22 | 0 | 0 | 0 | 0 | 22 | 7.3 |
| LEWIS, Dyjuan | 10 | 0 | 0 | 0 | 22 | 0 | 22 | 2.2 |
| ROBERSON, Aaron | 10 | 0 | 0 | 0 | 0 | 21 | 21 | 2.1 |
| FREY, Drew | 12 | 0 | 0 | 0 | 0 | 15 | 15 | 1.2 |
| WASHINGTON, S. | 5 | 0 | 14 | 0 | 0 | 0 | 14 | 2.8 |
| WOODARD, Orion | 12 | 0 | 12 | 0 | 0 | 0 | 12 | 1.0 |
| KING, Anthony | 12 | 12 | 0 | 0 | 0 | 0 | 12 | 1.0 |
| TOTAL | 12 | 2100 | 2619 | 187 | 1061 | 227 | 6194 | 516.2 |
| OPPONENTS | 12 | 1112 | 3226 | 122 | 1259 | 131 | 5850 | 487.5 |

2011 STATISTICS

| DEFENSE | GP-GS | TACKLES | | | | SACKS No-Yards | Int-Yds | PASS DEF | | FUMBLES | | BLKD Kick | Saf |
|--------------------|-------------|------------|------------|------------|-----------------|-------------------|---------------|-----------|-----------|--------------|-----------|--------------|----------|
| | | Solo | Ast | Total | TFL/Yds | | | BrUp | QBH | Rcv-Yds | FF | | |
| 37 SCHAFFER, JK | 12-12 | 47 | 58 | 105 | 12.0-42 | 3.5-22 | 3-41 | 6 | 1 | 3-17 | 3 | . | . |
| 26 FREY, Drew | 12-11 | 40 | 27 | 67 | 2.5-7 | . | 2-15 | 6 | 2 | . | . | . | . |
| 24 RICHARDSON, W. | 12-12 | 37 | 29 | 66 | . | . | 1-0 | 4 | . | . | 1 | . | . |
| 95 WOLFE, Derek | 12-12 | 32 | 32 | 64 | 19.5-92 | 9.5-66 | . | 1 | 6 | 2-0 | 2 | . | . |
| 21 CHEATHAM, C. | 12-12 | 38 | 19 | 57 | 0.5-3 | . | 2-65 | 6 | . | . | . | . | . |
| 40 BOMAR, Maalik | 12-10 | 27 | 28 | 55 | 3.5-8 | 1.0-3 | . | 3 | 2 | 2-54 | . | . | . |
| 40 HUGHES, John | 11-11 | 22 | 26 | 48 | 12.5-51 | 5.0-39 | . | 1 | 2 | . | . | 1 | . |
| 54 STEWART, Walter | 12-12 | 26 | 16 | 42 | 11.0-42 | 6.0-27 | . | 8 | 5 | 3-0 | 4 | . | . |
| 20 WILLIAMS, Chris | 12-3 | 20 | 22 | 42 | 4.5-19 | 2.0-16 | . | 1 | . | 1-0 | . | . | . |
| 10 DRANE, Deven | 12-7 | 28 | 11 | 39 | 2.0-3 | . | 3-43 | 8 | . | 1-0 | . | . | . |
| 94 STEPP, Jordan | 12-1 | 21 | 12 | 33 | 2.0-4 | 0.5-1 | . | . | . | . | . | . | . |
| 99 GIORDANO, Dan | 12-12 | 13 | 19 | 32 | 8.5-64 | 5.0-53 | . | 1 | 7 | 1-0 | 1 | . | . |
| 58 MILLS, Brandon | 11-0 | 16 | 12 | 28 | 6.0-35 | 4.5-32 | . | . | 1 | 1-0 | . | . | . |
| 43 TEMPLE, Nick | 12-7 | 16 | 11 | 27 | 2.0-8 | . | . | . | . | . | . | . | . |
| 84 WOODARD, Orion | 12-0 | 14 | 9 | 23 | . | . | . | . | . | . | . | . | . |
| 9 BATTLE, D. | 6-5 | 13 | 10 | 23 | 3.5-12 | . | 2-42 | . | . | . | 1 | . | . |
| 87 TAYLOR, Monte | 12-0 | 6 | 11 | 17 | 4.0-41 | 4.0-41 | . | . | 2 | . | 3 | . | . |
| 52 JACKSON, Dwight | 9-0 | 6 | 8 | 14 | 1.5-1 | . | . | . | . | 0--7 | 1 | . | . |
| 13 LAMBERT, Pat | 11-0 | 9 | 5 | 14 | . | . | . | 1 | . | . | . | . | . |
| 80 WITTY, Adrian | 11-0 | 9 | 4 | 13 | . | . | . | 1 | . | . | 1 | . | . |
| 45 TRIGG, Rob | 12-0 | 7 | 5 | 12 | 4.0-21 | 2.5-14 | . | . | . | . | 2 | . | . |
| 36 POOLER, Ben | 6-2 | 6 | 5 | 11 | 1.0-1 | . | . | . | . | 2-0 | . | . | . |
| 25 CHENAULT, Arryn | 12-1 | 4 | 5 | 9 | . | . | . | 1 | . | . | . | . | . |
| 31 HALEY, Reuben | 9-0 | 3 | 5 | 8 | . | . | . | . | . | . | . | . | . |
| 57 CASSEUS, C. | 2-0 | 5 | 3 | 8 | 2.0-2 | . | . | . | . | . | . | . | . |
| 32 WINN, George | 12-0 | 3 | 4 | 7 | . | . | . | . | . | . | . | . | . |
| 81 HILTON, Tomaz | 11-0 | 2 | 4 | 6 | . | . | . | . | . | . | . | . | . |
| 5 JOHNSON, Reuben | 7-0 | 3 | 3 | 6 | 1.5-5 | . | . | . | . | . | . | . | . |
| 46 MEADOR, Mitch | 12-0 | 2 | 3 | 5 | 0.5-4 | 0.5-4 | . | . | . | . | . | . | . |
| 85 HORNER, Bruce | 12-0 | 2 | 2 | 4 | . | . | . | . | . | . | . | . | . |
| 90 BEARD, Camaron | 5-0 | 2 | 2 | 4 | . | . | . | . | 1 | . | . | . | . |
| 30 ROBERSON, Aaron | 10-0 | 3 | 1 | 4 | . | . | 1-21 | . | . | . | . | . | . |
| 39 BEAL, Demitri | 12-0 | 2 | 1 | 3 | . | . | . | . | . | . | . | . | . |
| 33 TENTMAN, S. | 5-0 | 2 | 1 | 3 | . | . | . | . | . | . | . | . | . |
| 50 HANCOCK, Steve | 4-0 | 1 | 1 | 2 | 0.5-1 | . | . | . | . | . | . | . | . |
| 6 MCCLUNG, A. | 12-12 | 2 | . | 2 | . | . | . | . | . | . | . | . | . |
| 93 HARRAH, Brad | 5-0 | 2 | . | 2 | 1.0-1 | . | . | . | . | . | . | . | . |
| 58 BLAIR, Greg | 1-0 | 1 | . | 1 | 1.0-3 | . | . | . | . | . | . | . | . |
| 49 KING, Anthony | 12-0 | 1 | . | 1 | . | . | . | . | . | . | . | . | . |
| 1 THOMPSON, K. | 12-11 | 1 | . | 1 | . | . | . | . | . | . | . | . | . |
| 4 LEGAUX, Munchie | 11-5 | . | 1 | 1 | . | . | . | . | . | . | . | . | . |
| 3 WOODS, DJ | 12-12 | 1 | . | 1 | . | . | . | . | . | . | . | . | . |
| 96 DETEMPLE, Tom | 12-0 | 1 | . | 1 | . | . | . | . | . | . | . | . | . |
| 14 MILIANO, Tony | 12-0 | 1 | . | 1 | . | . | . | . | . | . | . | . | . |
| 34 O'DONNELL, Pat | 12-0 | 1 | . | 1 | . | . | . | . | . | . | . | . | . |
| TOTAL | 12-0 | 498 | 415 | 913 | 107-470 | 44-318 | 14-227 | 48 | 29 | 16-64 | 19 | 1 | . |
| OPPONENTS | 12-0 | 477 | 333 | 810 | 77.0-291 | 18-138 | 12-131 | 42 | 25 | 7-0 | 7 | 5 | . |

INDIVIDUAL GAME-BY-GAME OFFENSE

PASSING

| #12 COLLAROS, Zach | Att | Comp | Int | Pct | Yards | TD | Long | Sack | Yds | Effic |
|--------------------|------------|------------|----------|-------------|-------------|-----------|-----------|-----------|-----------|--------------|
| Austin Peay | 19 | 12 | 0 | 63.2 | 134 | 4 | 34 | 0 | 0 | 191.9 |
| Tennessee | 34 | 21 | 0 | 61.8 | 230 | 2 | 46 | 2 | 17 | 138.0 |
| Akron | 16 | 10 | 0 | 62.5 | 157 | 1 | 50 | 0 | 0 | 165.5 |
| NC State | 34 | 25 | 1 | 73.5 | 263 | 2 | 44 | 1 | 8 | 152.0 |
| Miami (OH) | 30 | 16 | 2 | 53.3 | 251 | 1 | 72 | 3 | 18 | 121.3 |
| Louisville | 26 | 18 | 1 | 69.2 | 152 | 1 | 34 | 3 | 17 | 123.3 |
| USF | 41 | 26 | 2 | 63.4 | 389 | 3 | 39 | 1 | 5 | 157.5 |
| Pittsburgh | 32 | 19 | 2 | 59.4 | 214 | 0 | 44 | 2 | 16 | 103.1 |
| West Virginia | 11 | 7 | 0 | 63.6 | 70 | 0 | 19 | 1 | 15 | 117.1 |
| TOTALS | 243 | 154 | 8 | 63.4 | 1860 | 14 | 72 | 12 | 90 | 140.1 |

#4 LEGAUX, Munchie

| | Att | Comp | Int | Pct | Yards | TD | Long | Sack | Yds | Effic |
|---------------|------------|-----------|----------|-------------|------------|----------|-----------|----------|-----------|--------------|
| Austin Peay | 3 | 2 | 0 | 66.7 | 40 | 0 | 25 | 0 | 0 | 178.7 |
| Akron | 4 | 3 | 0 | 75.0 | 21 | 0 | 8 | 0 | 0 | 119.1 |
| West Virginia | 21 | 10 | 1 | 47.6 | 144 | 0 | 45 | 1 | 12 | 95.7 |
| Rutgers | 31 | 12 | 1 | 38.7 | 158 | 0 | 23 | 3 | 29 | 75.1 |
| Syracuse | 22 | 13 | 0 | 59.1 | 169 | 2 | 69 | 0 | 0 | 153.6 |
| Connecticut | 35 | 15 | 2 | 42.9 | 217 | 3 | 36 | 2 | 7 | 111.8 |
| TOTALS | 116 | 55 | 4 | 47.4 | 749 | 5 | 69 | 6 | 48 | 109.0 |

#8 LUALLAN, Jordan

| | Att | Comp | Int | Pct | Yards | TD | Long | Sack | Yds | Effic |
|---------------|----------|----------|----------|-------------|-----------|----------|----------|----------|----------|-------------|
| Akron | 1 | 0 | 0 | 0.0 | 0 | 0 | 0 | 0 | 0 | 0.0 |
| Syracuse | 3 | 2 | 0 | 66.7 | 10 | 0 | 9 | 0 | 0 | 94.7 |
| TOTALS | 4 | 2 | 0 | 50.0 | 10 | 0 | 9 | 0 | 0 | 71.0 |

RUSHING

| PLAYER | No-Yds/TD | APSU | TENN | AKR | NCSU | MIA | LOU | USF | PITT | WVU | RUT | SYR | CONN | VU |
|-----------------|-------------|--------|----------|---------|----------|---------|----------|---------|----------|----------|---------|---------|---------|----------|
| PEAD, Isaiah | 237-1259/12 | 7-87/2 | 14-155/1 | 6-15/1 | 27-167/1 | 18-49/2 | 20-151/1 | 22-79/0 | 22-118/0 | 19-113/2 | 14-28/0 | 17-80/1 | 23-68/0 | 28-149/1 |
| COLLAROS, Zach | 84-234/8 | 5-25/0 | 7-1/0 | 2-15/1 | 9-52/2 | 15-89/0 | 13-22/1 | 10-21/2 | 11-20/2 | 4--3/0 | DNP | DNP | DNP | 8--8/0 |
| WINN, George | 40-219/2 | 6-33/0 | 1-1/0 | 3-17/1 | 6-20/0 | - | - | 2-18/0 | 1-2/0 | 2-3/0 | 2-8/0 | 8-33/0 | 3-6/0 | 6-78/1 |
| LEGAUX, Munchie | 41-185/2 | 5-36/1 | - | 3-2/0 | - | - | - | - | DNP | 8-77/1 | 12-31/0 | 3-11/0 | 10-28/0 | DNP |
| LUALLAN, Jordan | 22-135/1 | 4-36/1 | DNP | 5-17/0 | DNP | DNP | 1-5/0 | DNP | - | - | DNP | 8-77/0 | 4-0/0 | DNP |
| POTEAT, Jameel | 23-108/1 | 4-30/0 | 4-9/0 | 10-55/1 | 2-9/0 | 3-5/0 | - | DNP | - | - | DNP | DNP | - | - |
| FEARING, Adam | 7-46/1 | 6-43/1 | DNP | 1-3/0 | DNP | DNP | DNP | DNP | DNP | DNP | DNP | DNP | DNP | DNP |
| TEAGUE, Akise | 8-42/1 | 2-13/1 | DNP | 6-29/0 | DNP | DNP | DNP | DNP | DNP | DNP | DNP | DNP | DNP | DNP |
| ABERNATHY, RD | 14-38/0 | 4-26/0 | - | 4-11/0 | 1--6/0 | 3-1/0 | - | - | 1-7/0 | - | - | 1--1/0 | - | - |
| WOODS, DJ | 4-36/0 | 1-24/0 | - | - | - | 1-3/0 | 1-2/0 | - | 1-7/0 | - | - | - | - | - |
| KAY, Brendon | 3-22/0 | 3-22/0 | DNP | - | DNP | DNP | DNP | DNP | DNP | DNP | - | DNP | DNP | DNP |
| KING, Anthony | 7-12/0 | 2-12/0 | - | 5-0/0 | - | - | - | - | - | - | - | - | - | - |
| MCCLUNG, A. | 1-4/0 | - | - | - | - | - | - | - | - | - | - | - | - | 1-4/0 |

RECEIVING

| PLAYER | No-Yds/TD | APSU | TENN | AKR | NCSU | MIA | LOU | USF | PITT | WVU | RUT | SYR | CONN | VU |
|-----------------|-----------|--------|---------|--------|--------|--------|--------|---------|--------|--------|--------|---------|---------|--------|
| MCCLUNG, A. | 49-683/6 | 3-48/2 | 5-33/1 | 3-42/0 | 6-94/0 | 6-64/0 | 2-43/0 | 4-47/0 | 4-73/0 | 2-20/0 | 5-69/0 | - | 8-142/2 | 1-8/1 |
| THOMPSON, K. | 44-536/2 | 2-20/1 | 4-58/0 | 3-26/0 | 5-72/1 | 5-73/0 | 5-25/0 | 6-114/0 | 5-39/0 | 5-67/0 | 2-21/0 | 2-21/0 | - | - |
| WOODS, DJ | 37-450/2 | 4-59/1 | 9-111/0 | 2-62/0 | 6-22/0 | - | 2-30/1 | 6-45/0 | 2-41/0 | 2-27/0 | 1-5/0 | 2-36/0 | 1-12/0 | - |
| PEAD, Isaiah | 39-319/3 | 1-10/0 | 2-15/0 | - | 3-24/1 | 2-5/0 | 3-4/0 | 4-48/1 | 4-20/0 | 5-67/0 | - | 9-112/1 | 3--1/0 | 3-15/0 |
| CHISUM, Alex | 19-302/2 | 1-25/0 | - | 1-8/0 | 2-30/0 | - | 4-40/0 | 3-73/1 | 1-14/0 | 1-13/0 | 3-57/0 | 1-8/0 | 1-22/1 | 1-12/0 |
| ROBINSON, A. | 12-183/3 | - | 1-13/1 | 1-15/1 | 1-2/0 | 1-72/0 | - | 1-21/1 | 1-12/0 | 1-17/0 | - | - | 1-15/0 | 4-16/0 |
| KELCE, Travis | 13-150/2 | DNP | - | - | 2-19/0 | 1-30/1 | 2-10/0 | 2-41/0 | 1-16/0 | 1-3/0 | DNP | 1-2/1 | - | 3-29/0 |
| ANNEN, Blake | 2-33/0 | - | DNP | DNP | DNP | - | - | - | - | - | 1-6/0 | - | 1-27/0 | - |
| MILLIGAN, Danny | 1-15/0 | 1-15/0 | DNP | - | - | - | - | - | - | - | - | - | - | - |
| WASHINGTON, S. | 3-14/0 | 1-1/0 | - | 2-13/0 | - | - | DNP | DNP | DNP | DNP | DNP | DNP | DNP | DNP |
| WOODARD, Orion | 1-12/0 | - | - | 1-12/0 | - | - | - | - | - | - | - | - | - | - |
| WINN, George | 2-6/0 | - | - | - | - | 1-7/0 | - | - | 1--1/0 | - | - | - | - | - |
| ABERNATHY, RD | 1--4/0 | 1--4/0 | - | - | - | - | - | - | - | - | - | - | - | - |

2012 UNIVERSITY OF CINCINNATI FOOTBALL

INDIVIDUAL GAME-BY-GAME DEFENSE

| TOTAL TACKLES | UA-A | TOT | APSU | TENN | AKR | NCSU | MIA | LOU | USF | PITT | WVU | RUT | SYR | CONN | VU |
|-----------------|-------|-----|-------|------|--------|--------|--------|-------|--------|--------|--------|--------|-------|--------|-------|
| SCHAFER, JK | 52-62 | 114 | 2-1 | 6-6 | 0-4 | 2-7 | 6-1 | 3-8 | 4-4 | 5-8 | 5-4 | 5-8 | 3-2 | 6-5 | 5-4 |
| FREY, Drew | 43-30 | 73 | 3-0 | 3-4 | 3-0 | 2-3 | 5-0 | 1-4 | 5-1 | 4-2 | 5-2 | 2-9 | 5-0 | 2-2 | 3-3 |
| RICHARDSON, W. | 37-34 | 71 | 2-1 | 6-3 | 0-1 | 4-2 | 5-0 | 3-2 | 6-2 | 1-4 | 2-2 | 4-5 | 4-1 | 0-6 | 0-5 |
| WOLFE, Derek | 37-33 | 70 | 3-0 | 2-2 | 2-1 | 2-1 | 5-1 | 4-7 | 1-1 | 2-3 | 2-3 | 3-7 | 2-0 | 4-6 | 5-1 |
| BOMAR, Maalik | 30-31 | 61 | 0-3 | 4-2 | 1-2 | - | 3-0 | 2-6 | 4-3 | 4-1 | 2-1 | 2-6 | 5-0 | 0-4 | 3-3 |
| CHEATHAM, C. | 40-19 | 59 | 2-0 | 5-4 | 4-0 | 5-3 | 4-0 | 4-0 | 2-1 | 2-3 | 2-1 | 3-3 | 1-0 | 4-4 | 2-0 |
| HUGHES, John | 24-27 | 51 | 2-0 | 2-6 | DNP | 1-2 | 2-1 | 0-3 | 1-0 | 2-2 | 3-2 | 0-4 | 5-1 | 4-5 | 2-1 |
| WILLIAMS, Chris | 22-24 | 46 | 2-0 | 2-3 | 1-2 | 0-3 | 3-1 | 3-4 | 1-1 | 4-0 | 2-3 | 1-3 | 0-1 | 1-1 | 2-2 |
| STEWART, Walter | 26-18 | 44 | 2-0 | 4-3 | 0-2 | 0-2 | 1-0 | 2-2 | 2-1 | 3-2 | 3-2 | 2-0 | 6-0 | 1-2 | 0-2 |
| DRANE, Deven | 30-12 | 42 | 2-0 | 0-1 | 2-0 | 1-1 | - | - | 4-2 | 4-1 | 4-0 | 1-3 | 8-0 | 2-3 | 2-1 |
| TEMPLE, Nick | 19-16 | 35 | 4-0 | - | 0-2 | 1-0 | - | 0-3 | 4-1 | 1-0 | 0-1 | 1-2 | 3-0 | 2-2 | 3-5 |
| GIORDANO, Dan | 14-20 | 34 | - | 1-3 | 1-1 | 1-2 | 2-0 | 0-2 | 1-3 | - | 2-2 | 2-4 | 2-1 | 1-1 | 1-1 |
| STAPP, Jordan | 21-12 | 33 | 2-0 | 1-0 | 0-4 | 0-2 | 5-0 | - | 5-0 | 2-2 | 4-2 | 0-1 | 2-0 | 0-1 | - |
| MILLS, Brandon | 17-13 | 30 | DNP | 1-0 | - | 3-2 | 1-1 | 0-2 | 2-1 | 3-2 | 2-1 | 1-1 | 2-0 | 1-2 | 1-1 |
| WOODARD, Orion | 15-10 | 25 | - | 0-1 | 1-0 | 0-2 | 1-1 | 1-3 | 2-0 | 3-0 | 1-0 | - | 4-0 | 1-2 | 1-1 |
| BATTLE, D. | 13-10 | 23 | DNP | 4-2 | 3-1 | 1-1 | 3-0 | 2-6 | - | DNP | DNP | DNP | DNP | DNP | DNP |
| TAYLOR, Monte | 6-11 | 17 | 1-0 | 0-1 | 0-3 | 0-3 | 1-0 | 1-1 | 1-0 | 1-1 | 1-1 | - | - | 0-1 | - |
| WITTY, Adrian | 10-5 | 15 | 4-0 | 2-0 | 1-1 | - | - | - | DNP | 1-0 | 1-0 | 0-1 | - | 0-2 | 1-1 |
| JACKSON, Dwight | 6-9 | 15 | 3-0 | DNP | 1-1 | 0-1 | DNP | - | DNP | - | 1-3 | 1-1 | - | 0-2 | 0-1 |
| LAMBERT, Pat | 9-5 | 14 | 2-0 | 1-0 | 2-1 | 0-2 | 1-2 | - | 2-0 | - | - | 1-0 | - | DNP | - |
| TRIGG, Rob | 7-5 | 12 | - | - | - | 0-1 | 0-1 | - | 1-0 | 1-0 | - | 1-3 | 2-0 | 2-0 | - |
| POOLER, Ben | 6-5 | 11 | 4-1 | 0-3 | 2-1 | - | - | - | DNP | DNP | DNP | DNP | DNP | DNP | DNP |
| CHENAULT, Arryn | 4-5 | 9 | 1-0 | - | 1-3 | - | 1-0 | - | - | - | - | 0-2 | 1-0 | - | - |
| WINN, George | 4-4 | 8 | - | - | 1-1 | 0-1 | 1-0 | - | 0-1 | - | - | - | 1-0 | 0-1 | 1-0 |
| HALEY, Reuben | 3-5 | 8 | 1-0 | - | 0-2 | 1-1 | - | 0-1 | 1-1 | - | - | DNP | DNP | DNP | - |
| CASSEUS, C. | 5-3 | 8 | 3-0 | DNP | 2-3 | DNP | DNP | DNP | DNP | DNP | DNP | DNP | DNP | DNP | DNP |
| HILTON, Tomaz | 2-4 | 6 | - | DNP | - | 1-1 | 1-0 | 0-1 | - | - | - | 0-1 | - | 0-1 | - |
| JOHNSON, Reuben | 3-3 | 6 | DNP | DNP | 1-1 | 0-2 | 1-0 | - | DNP | DNP | DNP | - | 1-0 | - | - |
| MEADOR, Mitch | 2-3 | 5 | 1-0 | - | 0-2 | 0-1 | - | - | 1-0 | - | - | - | - | - | - |
| ROBERSON, Aaron | 3-1 | 4 | 1-0 | - | 0-1 | 1-0 | 1-0 | - | - | DNP | - | - | - | DNP | - |
| HORNER, Bruce | 2-2 | 4 | - | 1-0 | 1-0 | - | - | 0-1 | - | - | - | - | - | 0-1 | - |
| BEARD, Camaron | 2-2 | 4 | 2-0 | DNP | 0-1 | 0-1 | - | DNP | DNP | DNP | DNP | - | DNP | DNP | DNP |
| TENTMAN, S. | 2-1 | 3 | 1-0 | DNP | 0-1 | - | - | DNP | DNP | DNP | DNP | 1-0 | DNP | DNP | DNP |
| BEAL, Demetri | 2-1 | 3 | 1-0 | - | - | - | 0-1 | - | - | 1-0 | - | - | - | - | - |
| HANCOCK, Steve | 1-1 | 2 | - | DNP | - | 0-1 | 1-0 | DNP | DNP | DNP | DNP | DNP | DNP | DNP | DNP |
| HARRAH, Brad | 2-0 | 2 | 2-0 | - | - | - | - | DNP | DNP | DNP | DNP | DNP | DNP | DNP | DNP |
| DETEMPLE, Tom | 2-0 | 2 | - | - | - | - | - | - | - | - | - | 1-0 | - | - | 1-0 |
| PEAD, Isaiah | 2-0 | 2 | - | - | - | - | - | - | - | - | - | - | - | - | 2-0 |
| MCCLUNG, A. | 2-0 | 2 | - | - | - | - | - | - | - | 1-0 | - | - | - | 1-0 | - |
| LEGAUX, Munchie | 0-1 | 1 | - | - | - | - | - | - | 0-1 | DNP | - | - | - | - | DNP |
| O'DONNELL, Pat | 1-0 | 1 | - | - | - | - | - | - | - | - | 1-0 | - | - | - | - |
| MILIANO, Tony | 1-0 | 1 | 1-0 | - | - | - | - | - | - | - | - | - | - | - | - |
| KING, Anthony | 1-0 | 1 | - | - | 1-0 | - | - | - | - | - | - | - | - | - | - |
| BLAIR, Greg LB | 1-0 | 1 | DNP | DNP | DNP | DNP | 1-0 | DNP | DNP | DNP | DNP | DNP | DNP | DNP | DNP |
| THOMPSON, K. | 1-0 | 1 | - | - | - | - | - | - | - | 1-0 | - | - | - | - | - |
| WOODS, DJ | 1-0 | 1 | - | - | - | 1-0 | - | - | - | - | - | - | - | - | - |
| SACKS | UA-A | TOT | APSU | TENN | AKR | NCSU | MIA | LOU | USF | PITT | WVU | RUT | SYR | CONN | VU |
| WOLFE, Derek | 9-1 | 9.5 | 1.0-6 | - | 2.0-9 | 1.0-6 | - | 1.0-5 | - | 2.0-18 | - | - | - | 2.5-22 | - |
| STEWART, Walter | 5-2 | 6.0 | - | - | - | - | - | 1.0-5 | - | - | 2.5-11 | - | 1.0-3 | 1.5-8 | - |
| MILLS, Brandon | 4-3 | 5.5 | DNP | - | - | 2.5-19 | - | 0.5-2 | 1.0-9 | - | - | - | - | 0.5-2 | 1.0-1 |
| GIORDANO, Dan | 4-2 | 5.0 | - | - | 1.0-16 | 1.0-7 | 2.0-26 | - | - | - | 0.5-3 | - | 0.5-1 | - | - |
| HUGHES, John | 4-2 | 5.0 | - | - | DNP | - | 1.0-13 | - | - | - | 2.0-13 | 0.5-5 | 0.5-0 | 1.0-8 | - |
| SCHAFER, JK | 4-1 | 4.5 | - | - | - | - | 1.0-4 | 1.0-5 | - | - | - | 1.5-13 | - | - | 1.0-6 |
| TAYLOR, Monte | 2-4 | 4.0 | - | - | - | 1.0-10 | 1.0-4 | 0.5-3 | 1.0-19 | - | - | - | - | 0.5-5 | - |
| TRIGG, Rob | 2-1 | 2.5 | - | - | - | 0.5-0 | - | - | - | - | - | 1.0-8 | 1.0-6 | - | - |
| WILLIAMS, Chris | 2-0 | 2.0 | 1.0-8 | - | - | - | - | - | - | 1.0-8 | - | - | - | - | - |
| BOMAR, Maalik | 1-0 | 1.0 | - | - | - | - | - | - | - | - | - | - | 1.0-3 | - | - |
| MEADOR, Mitch | 0-1 | 0.5 | - | - | - | 0.5-4 | - | - | - | - | - | - | - | - | - |
| STAPP, Jordan | 0-1 | 0.5 | - | - | - | 0.5-1 | - | - | - | - | - | - | - | - | - |

INDIVIDUAL GAME-BY-GAME DEFENSE

| TFLs | UA-A | TOT | APSU | TENN | AKR | NCSU | MIA | LOU | USF | PITT | WVU | RUT | SYR | CONN | VU |
|-----------------|------|------|-------|-------|--------|--------|--------|-------|--------|--------|--------|--------|-------|--------|-------|
| WOLFE, Derek | 18-7 | 21.5 | 1.0-6 | 1.5-3 | 2.0-9 | 1.0-6 | 1.5-4 | 3.0-8 | - | 2.0-18 | 2.5-6 | - | - | 5.0-32 | 2.0-4 |
| SCHAFER, JK | 10-6 | 13.0 | - | 0.5-0 | - | 0.5-0 | 3.0-8 | 2.0-8 | - | - | 2.0-6 | 3.0-18 | - | 1.0-2 | 1.0-6 |
| HUGHES, John | 9-7 | 12.5 | - | 1.0-0 | DNP | 1.5-2 | 1.0-13 | - | - | 2.0-5 | 2.0-13 | 0.5-5 | 0.5-0 | 4.0-13 | - |
| STEWART, Walter | 9-4 | 11.0 | - | 2.5-8 | - | 0.5-1 | - | 1.0-5 | 1.0-1 | 1.0-5 | 2.5-11 | - | 1.0-3 | 1.5-8 | - |
| GIORDANO, Dan | 6-6 | 9.0 | - | 0.5-1 | 1.0-16 | 1.5-8 | 2.0-26 | - | - | - | 2.0-8 | 1.0-4 | 0.5-1 | - | 0.5-1 |
| MILLS, Brandon | 5-4 | 7.0 | DNP | - | - | 2.5-19 | 0.5-1 | 0.5-2 | 1.0-9 | - | - | - | 1.0-2 | 0.5-2 | 1.0-1 |
| WILLIAMS, Chris | 4-1 | 4.5 | 2.0-9 | - | - | - | - | - | - | 2.0-9 | - | 0.5-1 | - | - | - |
| TAYLOR, Monte | 2-4 | 4.0 | - | - | - | 1.0-10 | 1.0-4 | 0.5-3 | 1.0-19 | - | - | - | - | 0.5-5 | - |
| TRIGG, Rob | 3-2 | 4.0 | - | - | - | 0.5-0 | - | - | - | 1.0-6 | - | 1.5-9 | 1.0-6 | - | - |
| BATTLE, D. | 3-1 | 3.5 | DNP | 0.5-1 | - | 1.0-2 | 2.0-9 | - | - | DNP | DNP | DNP | DNP | DNP | DNP |
| BOMAR, Maalik | 2-3 | 3.5 | - | 0.5-2 | - | - | - | - | - | - | 0.5-1 | - | 2.0-4 | 0.5-1 | - |
| FREY, Drew | 2-1 | 2.5 | - | - | - | - | - | - | 1.0-3 | - | - | 0.5-2 | 1.0-2 | - | - |
| TEMPLE, Nick | 2-1 | 2.5 | - | - | - | - | - | - | 1.0-4 | - | - | 1.0-4 | - | - | 0.5-2 |
| STEPP, Jordan | 1-2 | 2.0 | 1.0-2 | - | - | 0.5-1 | - | - | - | - | 0.5-1 | - | - | - | - |
| DRANE, Deven | 2-0 | 2.0 | 1.0-2 | - | - | - | - | - | - | 1.0-1 | - | - | - | - | - |
| CASSEUS, C. | 2-0 | 2.0 | 1.0-1 | DNP | 1.0-1 | DNP | DNP | DNP | DNP | DNP | DNP | DNP | DNP | DNP | DNP |
| JOHNSON, Reuben | 1-1 | 1.5 | DNP | DNP | - | 0.5-2 | - | - | DNP | DNP | DNP | - | 1.0-3 | - | - |
| JACKSON, Dwight | 1-1 | 1.5 | 1.0-1 | DNP | - | - | DNP | - | DNP | - | 0.5-0 | - | - | - | - |
| POOLER, Ben | 1-0 | 1.0 | - | - | 1.0-1 | - | - | - | DNP | DNP | DNP | DNP | DNP | DNP | DNP |
| HARRAH, Brad | 1-0 | 1.0 | 1.0-1 | - | - | - | - | DNP | DNP | DNP | DNP | DNP | DNP | DNP | DNP |
| BLAIR, Greg LB | 1-0 | 1.0 | DNP | DNP | DNP | DNP | 1.0-3 | DNP | DNP | DNP | DNP | DNP | DNP | DNP | DNP |
| HANCOCK, Steve | 0-1 | 0.5 | - | DNP | - | 0.5-1 | - | DNP | DNP | DNP | DNP | DNP | DNP | DNP | DNP |
| CHEATHAM, C. | 0-1 | 0.5 | - | - | - | - | - | - | - | - | 0.5-3 | - | - | - | - |
| MEADOR, Mitch | 0-1 | 0.5 | - | - | - | 0.5-4 | - | - | - | - | - | - | - | - | - |

| INT RETURNS | TOTAL | APSU | TENN | AKR | NCSU | MIA | LOU | USF | PITT | WVU | RUT | SYR | CONN | VU |
|-----------------|-------|------|------|------|------|------|-----|-----|------|-----|-----|-----|------|------|
| DRANE, Deven | 3-43 | - | - | 1-0 | - | 1-43 | - | 1-0 | - | - | - | - | - | - |
| SCHAFER, JK | 3-41 | 1-11 | - | 1-14 | 1-16 | - | - | - | - | - | - | - | - | - |
| CHEATHAM, C. | 3-70 | - | - | 1-53 | - | - | - | - | 1-12 | - | - | - | - | 1-5 |
| BATTLE, D. | 2-42 | DNP | - | 1-36 | - | - | 1-6 | - | DNP | DNP | DNP | DNP | DNP | DNP |
| FREY, Drew | 2-15 | - | - | - | 1-0 | - | - | - | - | - | - | - | 1-15 | - |
| RICHARDSON, W. | 1-0 | - | - | - | - | - | - | - | - | - | - | 1-0 | - | - |
| TEMPLE, Nick | 1-12 | - | - | - | - | - | - | - | - | - | - | - | - | 1-12 |
| ROBERSON, Aaron | 1-21 | 1-21 | - | - | - | - | - | - | DNP | - | - | - | DNP | - |

| FUMBLE RETURNS | TOTAL | APSU | TENN | AKR | NCSU | MIA | LOU | USF | PITT | WVU | RUT | SYR | CONN | VU |
|----------------|-------|------|------|------|------|------|-----|-----|------|-----|-----|-----|------|----|
| BOMAR, Maalik | 1-54 | - | - | 1-54 | - | - | - | - | - | - | - | - | - | - |
| SCHAFER, JK | 2-17 | - | - | - | - | 1-17 | - | 1-0 | - | - | - | - | - | - |
| WOLFE, Derek | 1-0 | - | - | - | - | - | - | 1-0 | - | - | - | - | - | - |
| MILLS, Brandon | 1-0 | DNP | - | - | - | - | - | 1-0 | - | - | - | - | - | - |

| FUMBLES FORCED | TOTAL | APSU | TENN | AKR | NCSU | MIA | LOU | USF | PITT | WVU | RUT | SYR | CONN | VU |
|-----------------|-------|------|------|-----|------|-----|-----|-----|------|-----|-----|-----|------|-----|
| STEWART, Walter | 4 | - | 1 | - | - | - | - | - | 1 | 1 | - | - | 1 | - |
| TAYLOR, Monte | 3 | 1 | - | - | 1 | - | - | 1 | - | - | - | - | - | - |
| SCHAFER, JK | 3 | - | - | - | - | 1 | - | - | - | - | - | 1 | 1 | - |
| WOLFE, Derek | 2 | 1 | - | 1 | - | - | - | - | - | - | - | - | - | - |
| TRIGG, Rob | 2 | - | - | - | - | - | - | - | - | - | 1 | 1 | - | - |
| RICHARDSON, W. | 1 | - | - | - | 1 | - | - | - | - | - | - | - | - | - |
| WITTY, Adrian | 1 | 1 | - | - | - | - | - | DNP | - | - | - | - | - | - |
| TEMPLE, Nick | 1 | - | - | - | - | - | - | - | - | - | - | - | - | 1 |
| BATTLE, D. | 1 | DNP | 1 | - | - | - | - | - | DNP | DNP | DNP | DNP | DNP | DNP |
| JACKSON, Dwight | 1 | - | DNP | - | - | DNP | - | DNP | - | 1 | - | - | - | - |
| GIORDANO, Dan | 1 | - | - | 1 | - | - | - | - | - | - | - | - | - | - |

| FUMBLES RECOVERED | TOTAL | APSU | TENN | AKR | NCSU | MIA | LOU | USF | PITT | WVU | RUT | SYR | CONN | VU |
|-------------------|-------|------|------|-----|------|-----|-----|-----|------|-----|-----|-----|------|-----|
| SCHAFER, JK | 3 | - | - | - | - | 1 | - | 1 | - | - | - | - | 1 | - |
| STEWART, Walter | 3 | - | - | - | - | - | - | - | 1 | 1 | - | - | 1 | - |
| WOLFE, Derek | 2 | - | 1 | - | - | - | - | 1 | - | - | - | - | - | - |
| POOLER, Ben | 2 | 1 | 1 | - | - | - | - | DNP | DNP | DNP | DNP | DNP | DNP | DNP |
| BOMAR, Maalik | 2 | 1 | - | 1 | - | - | - | - | - | - | - | - | - | - |
| WOODARD, Orion | 1 | - | - | - | - | - | - | - | - | - | - | - | - | 1 |
| DRANE, Deven | 1 | - | - | - | 1 | - | - | - | - | - | - | - | - | - |
| WILLIAMS, Chris | 1 | 1 | - | - | - | - | - | - | - | - | - | - | - | - |
| MILLS, Brandon | 1 | DNP | - | - | - | - | - | 1 | - | - | - | - | - | - |
| GIORDANO, Dan | 1 | - | - | 1 | - | - | - | - | - | - | - | - | - | - |

INDIVIDUAL GAME-BY-GAME ALL-PURPOSE/SPECIAL TEAMS

| ALL-PURPOSE YARDS | TOTAL | APSU | TENN | AKR | NCSU | MIA | LOU | USF | PITT | WVU | RUT | SYR | CONN | VU |
|-------------------|---------|------|------|------|------|------|------|-------|------|------|-------|-------|-------|-------|
| PEAD, Isaiah | 1652 | 97 | 170 | 15 | 191 | 54 | 155 | 127 | 138 | 180 | 28 | 246 | 88 | 163 |
| ABERNATHY, RD | 1068 | 82 | 65 | 11 | 43 | 30 | 50 | 117 | 80 | 57 | 106 | 138 | 169 | 120 |
| MCCLLUNG, A. | 687 | 48 | 33 | 42 | 94 | 64 | 43 | 47 | 73 | 20 | 69 | - | 142 | 12 |
| WOODS, DJ | 557 | 89 | 111 | 86 | 26 | 40 | 32 | 45 | 48 | 27 | 5 | 36 | 12 | - |
| THOMPCKINS, K. | 536 | 20 | 58 | 26 | 72 | 73 | 25 | 114 | 39 | 67 | 21 | 21 | - | - |
| CHISUM, Alex | 302 | 25 | - | 8 | 30 | - | 40 | 73 | 14 | 13 | 57 | 8 | 22 | 12 |
| COLLAROS, Zach | 234 | 25 | 1 | 15 | 52 | 89 | 22 | 21 | 20 | -3 | DNP | DNP | DNP | -8 |
| WINN, George | 225 | 33 | 1 | 17 | 20 | 7 | - | 18 | 1 | 3 | 8 | 33 | 6 | 78 |
| LEGAUX, Munchie | 185 | 36 | - | 2 | - | - | - | - | DNP | 77 | 31 | 11 | 28 | DNP |
| ROBINSON, A. | 183 | - | 13 | 15 | 2 | 72 | - | 21 | 12 | 17 | - | - | 15 | 16 |
| POTEAT, Jameel | 175 | 58 | 9 | 55 | 9 | 5 | - | DNP | 39 | - | DNP | DNP | - | - |
| KELCE, Travis | 163 | DNP | - | - | 19 | 30 | 10 | 41 | 16 | 16 | DNP | 2 | - | 29 |
| LUALLIN, Jordan | 135 | 36 | DNP | 17 | DNP | DNP | 5 | DNP | - | - | DNP | 77 | - | DNP |
| FEARING, Adam | 71 | 51 | DNP | 20 | DNP | DNP | DNP | DNP | DNP | DNP | DNP | DNP | DNP | DNP |
| CHEATHAM, C. | 70 | - | - | 53 | - | - | - | - | 12 | - | - | - | - | 5 |
| DRANE, Deven | 63 | - | 20 | - | - | 43 | - | - | - | - | - | - | - | - |
| MILLIGAN, Danny | 57 | 15 | DNP | 28 | - | - | - | - | - | 6 | 4 | 4 | - | - |
| BATTLE, D. | 42 | DNP | - | 36 | - | - | 6 | - | DNP | DNP | DNP | DNP | DNP | DNP |
| TEAGUE, Akise | 42 | 13 | DNP | 29 | DNP | DNP | DNP | DNP | DNP | DNP | DNP | DNP | DNP | DNP |
| SCHAFER, JK | 41 | 11 | - | 14 | 16 | - | - | - | - | - | - | - | - | - |
| ANNEN, Blake | 33 | - | DNP | DNP | DNP | - | - | - | - | - | 6 | - | 27 | - |
| KAY, Brendon | 22 | 22 | DNP | - | DNP | DNP | DNP | DNP | DNP | DNP | - | DNP | DNP | DNP |
| LEWIS, Dyjuan | 22 | - | - | 22 | - | - | DNP | - | - | DNP | - | - | - | DNP |
| ROBERSON, Aaron | 21 | 21 | - | - | - | - | - | - | DNP | - | - | - | DNP | - |
| FREY, Drew | 15 | - | - | - | - | - | - | - | - | - | - | - | 15 | - |
| WASHINGTON, S. | 14 | 1 | - | 13 | - | - | DNP | DNP | DNP | DNP | DNP | DNP | DNP | DNP |
| KING, Anthony | 12 | 12 | - | - | - | - | - | - | - | - | - | - | - | - |
| TEMPLE, Nick | 12 | - | - | - | - | - | - | - | - | - | - | - | - | 12 |
| WOODARD, Orion | 12 | - | - | 12 | - | - | - | - | - | - | - | - | - | - |
| PUNT RETURNS | TOTAL | APSU | TENN | AKR | NCSU | MIA | LOU | USF | PITT | WVU | RUT | SYR | CONN | VU |
| PEAD, Isaiah | 8-74 | - | - | - | - | - | - | - | - | - | - | 2-54 | 4-21 | 2--1 |
| WOODS, DJ | 11-71 | 2-6 | - | 1-24 | 2-4 | 3-37 | 3-0 | - | - | - | - | - | - | - |
| MILLIGAN, Danny | 6-42 | - | DNP | 2-28 | - | - | - | - | 1-0 | 1-6 | 1-4 | 1-4 | - | - |
| KICK RETURNS | TOTAL | APSU | TENN | AKR | NCSU | MIA | LOU | USF | PITT | WVU | RUT | SYR | CONN | VU |
| ABERNATHY, RD | 39-1034 | 1-60 | 3-65 | - | 3-49 | 1-29 | 2-50 | 5-117 | 4-73 | 3-57 | 5-106 | 4-139 | 6-169 | 2-120 |
| POTEAT, Jameel | 3-67 | 1-28 | - | - | - | - | - | DNP | 2-39 | - | DNP | DNP | - | - |
| FEARING, Adam | 2-25 | 1-8 | DNP | 1-17 | DNP | DNP | DNP | DNP | DNP | DNP | DNP | DNP | DNP | DNP |
| LEWIS, Dyjuan | 2-22 | - | 1-0 | 1-22 | - | - | DNP | - | - | DNP | - | - | - | DNP |
| DRANE, Deven | 1-20 | - | 1-20 | - | - | - | - | - | - | - | - | - | - | - |
| KELCE, Travis | 1-13 | DNP | - | - | - | - | - | - | - | 1-13 | DNP | - | - | - |
| WOODARD, Orion | 1-0 | - | - | - | - | - | 1-0 | - | - | - | - | - | - | - |

INDIVIDUAL SINGLE-GAME CAREER HIGHS

ABERNATHY IV, Ralph David

Points scored: 6, vs Vanderbilt, 12/31/11
 Touchdowns: 1, vs Vanderbilt, 12/31/11
 Rush attempts: 4, Austin Peay, 09/03/11 ; Akron, 09/17/11
 Rush yards: 26, Austin Peay, 09/03/11 (4 carries)
 Long rush: 10, Austin Peay, 09/03/11
 Receptions: 1, Austin Peay, 09/03/11
 Receiving yards: -4, Austin Peay, 09/03/11 (1 receptions)
 Total offense attempts: 4, Austin Peay, 09/03/11 (4 rush,0 pass); Akron, 09/17/11 (4 rush,0 pass)
 Total offense yards: 26, Austin Peay, 09/03/11 (26 rush,0 pass)
 All-purpose yards: 169, Connecticut, 12/03/11
 Kick returns: 6, Connecticut, 12/03/11
 Kick return yards: 169, Connecticut, 12/03/11 (6 returns)
 Long kick return: 90, vs Vanderbilt, 12/31/11

ANNEN, Blake

Receptions: 1, at Rutgers, 11/19/11 ; Connecticut, 12/03/11
 Receiving yards: 27, Connecticut, 12/03/11 (1 receptions)
 Long reception: 27, Connecticut, 12/03/11
 All-purpose yards: 27, Connecticut, 12/03/11

BATTLE, Dominique

Points scored: 6, Akron, 09/17/11
 Touchdowns: 1, Akron, 09/17/11
 All-purpose yards: 36, Akron, 09/17/11
 Interceptions: 1, 4 times
 Long interception return: 36, Akron, 09/17/11
 Tackles: 10, Connecticut, 11/07/09 (8-2)
 Sacks: 1.0, at NC State, 09/16/10 (1-0)
 Tackles for loss: 2.0, at Miami (OH), 10/01/11 (2-0)
 Fumbles forced: 1, at Tennessee, 09/10/11 ; SEMO, 09/12/09
 Pass breakups: 2, at NC State, 09/16/10

BEAL, Demitri

Tackles: 1, Austin Peay, 09/03/11 (1-0); at Miami (OH), 10/01/11 (0-1); at Pittsburgh, 11/05/11 (1-0)

BEARD, Camaron

Tackles: 2, Austin Peay, 09/03/11 (2-0)

BLAIR, Greg

Tackles: 1, at Miami (OH), 10/01/11 (1-0)
 Tackles for loss: 1.0, at Miami (OH), 10/01/11 (1-0)

BOMAR, Maalik

Points scored: 6, Akron, 09/17/11
 Touchdowns: 1, Akron, 09/17/11
 Tackles: 11, at Connecticut, 11/27/10 (5-6)
 Sacks: 1.0, Indiana State, 09/11/10 (1-0); Rutgers, 11/20/10 (1-0); at Syracuse, 11/26/11 (1-0)
 Tackles for loss: 2.0, Indiana State, 09/11/10 (2-0); at Syracuse, 11/26/11 (2-0)
 Fumbles forced: 1, at NC State, 09/16/10 ; Oklahoma, 09/25/10
 Fumbles recovered: 1, Austin Peay, 09/03/11 ; Akron, 09/17/11
 Pass breakups: 1, Akron, 09/17/11 ; at Pittsburgh, 11/05/11 ; at Rutgers, 11/19/11

CASSEUS, C.

Tackles: 5, Akron, 09/17/11 (2-3)
 Tackles for loss: 1.0, Austin Peay, 09/03/11 (1-0); Akron, 09/17/11 (1-0)

CHEATHAM, Cammeron

Points scored: 6, Akron, 09/17/11
 Touchdowns: 1, Akron, 09/17/11
 All-purpose yards: 53, Akron, 09/17/11
 Interceptions: 1, 4 times
 Long interception return: 53, Akron, 09/17/11
 Tackles: 9, at Tennessee, 09/10/11 (5-4)
 Tackles for loss: 1.0, Indiana State, 09/11/10 (1-0); Oklahoma, 09/25/10 (1-0)
 Fumbles forced: 1, Indiana State, 09/11/10
 Pass breakups: 2, at Connecticut, 11/27/10 ; Connecticut, 12/03/11

CHENAULT, Arryn

Tackles: 4, Akron, 09/17/11 (1-3)
 Pass breakups: 1, Akron, 09/17/11

CHISUM, Alex

Points scored: 6, at USF, 10/22/11 ; Connecticut, 12/03/11
 Touchdowns: 1, at USF, 10/22/11 ; Connecticut, 12/03/11
 Receptions: 4, Louisville, 10/15/11
 Receiving yards: 73, at USF, 10/22/11 (3 receptions)
 Receiving TDs: 1, at USF, 10/22/11 ; Connecticut, 12/03/11
 Long reception: 30, at USF, 10/22/11
 All-purpose yards: 73, at USF, 10/22/11

COLLAROS, Zach

Points scored: 12, 5 times
 Touchdowns: 2, 5 times
 Rush attempts: 22, at NC State, 09/16/10
 Rush yards: 132, at USF, 10/15/09 (10 carries)
 Rush TDs: 2, 5 times
 Long rush: 75, at USF, 10/15/09
 Pass attempts: 53, USF, 10/22/10
 Pass completions: 30, USF, 10/22/10
 Pass yards: 480, Connecticut, 11/07/09
 Pass TDs: 5, at Louisville, 10/15/10
 Had intercepted: 4, at Connecticut, 11/27/10
 Long pass: 81, at Syracuse, 10/31/09
 Total offense attempts: 65, at Connecticut, 11/27/10 (15 rush,50 pass)
 Total offense yards: 555, Connecticut, 11/07/09 (75 rush,480 pass)
 All-purpose yards: 132, at USF, 10/15/09
 Punt attempts: 1, USF, 10/22/10
 Punt yards: 35, USF, 10/22/10 (1 punts)
 Longest punt: 35, USF, 10/22/10
 Tackles: 1, USF, 10/22/10 (1-0); at Hawai`i, 12/06/08 (1-0)

DETEMPLE, Tom

Tackles: 1, 4 times

DRANE, Deven

All-purpose yards: 43, at Miami (OH), 10/01/11
 Kick returns: 1, at Tennessee, 09/10/11
 Kick return yards: 20, at Tennessee, 09/10/11 (1 returns)
 Long kick return: 20, at Tennessee, 09/10/11
 Interceptions: 1, Akron, 09/17/11 ; at Miami (OH), 10/01/11 ; at USF, 10/22/11
 Long interception return: 43, at Miami (OH), 10/01/11
 Tackles: 8, at Syracuse, 11/26/11 (8-0)
 Tackles for loss: 1.0, Austin Peay, 09/03/11 (1-0); at Pittsburgh, 11/05/11 (1-0)
 Fumbles recovered: 1, NC State, 09/22/11
 Pass breakups: 2, Akron, 09/17/11 ; NC State, 09/22/11

FEARING, Adam

Points scored: 6, Austin Peay, 09/03/11
 Touchdowns: 1, Austin Peay, 09/03/11
 Rush attempts: 6, Austin Peay, 09/03/11
 Rush yards: 43, Austin Peay, 09/03/11 (6 carries)
 Rush TDs: 1, Austin Peay, 09/03/11
 Long rush: 14, Austin Peay, 09/03/11
 Total offense attempts: 6, Austin Peay, 09/03/11 (6 rush,0 pass)
 Total offense yards: 43, Austin Peay, 09/03/11 (43 rush,0 pass)
 All-purpose yards: 51, Austin Peay, 09/03/11
 Kick returns: 1, Austin Peay, 09/03/11 ; Akron, 09/17/11
 Kick return yards: 17, Akron, 09/17/11 (1 returns)
 Long kick return: 17, Akron, 09/17/11

FREY, Drew

Points scored: 6, Connecticut, 12/03/11
 Touchdowns: 1, Connecticut, 12/03/11
 All-purpose yards: 15, Rutgers, 11/20/10 ; Connecticut, 12/03/11
 Interceptions: 1, 6 times
 Long interception return: 15, Rutgers, 11/20/10 ; Connecticut, 12/03/11
 Tackles: 12, at Oregon State, 09/19/09 (7-5)
 Sacks: 1.0, at Miami (OH), 10/03/09 (1-0)
 Tackles for loss: 1.5, at Oregon State, 09/19/09 (1-0)
 Pass breakups: 2, Louisville, 10/15/11 ; vs Vanderbilt, 12/31/11

INDIVIDUAL SINGLE-GAME CAREER HIGHS

| |
|--|
| GIORDANO, Dan |
| Tackles: 9, Fresno State, 09/26/09 (5-4) Sacks: 2.0, at Miami (OH), 10/01/11 (2-0) Tackles for loss: 2.0, at Miami (OH), 10/01/11 (2-0); West Virginia, 11/12/11 (1-1) Fumbles forced: 1, at Fresno State, 09/04/10 ; Akron, 09/17/11 Fumbles recovered: 1, Akron, 09/17/11 Pass breakups: 1, Akron, 09/17/11 ; Louisville, 10/24/09 ; Syracuse, 10/30/10 |
| HALEY, Reuben |
| Tackles: 2, Akron, 09/17/11 (0-2); NC State, 09/22/11 (1-1); at USF, 10/22/11 (1-1) Fumbles recovered: 1, Indiana State, 09/11/10 |
| HANCOCK, Steve |
| Tackles: 1, 6 times Sacks: 1.0, Louisville, 10/24/09 (1-0) Tackles for loss: 1.0, SEMO, 09/12/09 (1-0); Louisville, 10/24/09 (1-0) |
| HARRAH, Brad |
| Tackles: 2, Austin Peay, 09/03/11 (2-0) Tackles for loss: 1.0, Austin Peay, 09/03/11 (1-0) |
| HILTON, Tomaz |
| Tackles: 4, at Marshall, 10/03/08 (1-3) |
| HORNER, Bruce |
| Tackles: 2, Miami (OH), 10/09/10 (2-0) |
| HUGHES, John |
| Tackles: 9, at Connecticut, 11/27/10 (3-6); Connecticut, 12/03/11 (4-5) Sacks: 2.0, West Virginia, 11/12/11 (2-0) Tackles for loss: 4.0, Connecticut, 12/03/11 (3-0) Fumbles forced: 1, vs Virginia Tech, 01/01/09 Fumbles recovered: 1, Syracuse, 10/30/10 Pass breakups: 1, at NC State, 09/16/10 ; at Rutgers, 11/19/11 Blocked kicks: 1, West Virginia, 11/12/11 |
| JACKSON, Dwight |
| Tackles: 4, West Virginia, 11/12/11 (1-3) Tackles for loss: 1.0, Austin Peay, 09/03/11 (1-0) Fumbles forced: 1, West Virginia, 11/12/11 |
| JOHNSON, Reuben |
| All-purpose yards: 9, Syracuse, 10/30/10 Interceptions: 1, Syracuse, 10/30/10 Long interception return: 9, Syracuse, 10/30/10 Tackles: 11, at Louisville, 10/15/10 (9-2) Sacks: 1.0, Syracuse, 10/30/10 (1-0) Tackles for loss: 2.0, Syracuse, 10/30/10 (2-0) Fumbles recovered: 1, Louisville, 10/24/09 Pass breakups: 2, Indiana State, 09/11/10 |
| KAY, Brendon |
| Rush attempts: 3, Austin Peay, 09/03/11 ; SEMO, 09/12/09 Rush yards: 22, Austin Peay, 09/03/11 (3 carries); SEMO, 09/12/09 (3 carries) Long rush: 16, Austin Peay, 09/03/11 Pass attempts: 6, Syracuse, 10/30/10 Pass completions: 3, Syracuse, 10/30/10 Pass yards: 20, Syracuse, 10/30/10 Long pass: 19, SEMO, 09/12/09 Total offense attempts: 8, Syracuse, 10/30/10 (2 rush,6 pass) Total offense yards: 41, SEMO, 09/12/09 (22 rush,19 pass) All-purpose yards: 22, Austin Peay, 09/03/11 ; SEMO, 09/12/09 Pass breakups: 1, at Tennessee, 09/10/11 |
| KELCE, Travis |
| Points scored: 12, at Rutgers, 09/07/09 Touchdowns: 2, at Rutgers, 09/07/09 Rush attempts: 3, at Rutgers, 09/07/09 Rush yards: 19, vs Florida, 01/01/10 (1 carries) Rush TDs: 2, at Rutgers, 09/07/09 Long rush: 19, vs Florida, 01/01/10 Receptions: 3, vs Vanderbilt, 12/31/11 |

Receiving yards: 41, at USF, 10/22/11 (2 receptions)
Receiving TDs: 1, at Miami (OH), 10/01/11 ; at Syracuse, 11/26/11
Long reception: 30, at Miami (OH), 10/01/11
Total offense attempts: 3, at Rutgers, 09/07/09 (3 rush,0 pass)
Total offense yards: 19, vs Florida, 01/01/10 (19 rush,0 pass)
All-purpose yards: 41, at USF, 10/22/11
Kick returns: 1, West Virginia, 11/12/11
Kick return yards: 13, West Virginia, 11/12/11 (1 returns)
Long kick return: 13, West Virginia, 11/12/11
Tackles: 1, at Rutgers, 09/07/09 (0-1)

| |
|--|
| KING, Anthony |
| Rush attempts: 5, Akron, 09/17/11 Rush yards: 12, Austin Peay, 09/03/11 (2 carries) Long rush: 11, Akron, 09/17/11 Total offense attempts: 5, Akron, 09/17/11 (5 rush,0 pass) Total offense yards: 12, Austin Peay, 09/03/11 (12 rush,0 pass) All-purpose yards: 12, Austin Peay, 09/03/11 Tackles: 1, Akron, 09/17/11 (1-0) |

| |
|--|
| LAMBERT, Pat |
| Interceptions: 1, at Fresno State, 09/04/10 Tackles: 6, Indiana State, 09/11/10 (3-3); Miami (OH), 10/09/10 (3-3) Sacks: .5, Oklahoma, 09/25/10 (0-1) Tackles for loss: .5, Oklahoma, 09/25/10 (0-1); Miami (OH), 10/09/10 (0-0) Pass breakups: 1, Akron, 09/17/11 |

| |
|--|
| LEGAUX, Munchie |
| Points scored: 6, Austin Peay, 09/03/11 ; West Virginia, 11/12/11 Touchdowns: 1, Austin Peay, 09/03/11 ; West Virginia, 11/12/11 Rush attempts: 12, at Rutgers, 11/19/11 Rush yards: 77, West Virginia, 11/12/11 (8 carries) Rush TDs: 1, Austin Peay, 09/03/11 ; West Virginia, 11/12/11 Long rush: 65, West Virginia, 11/12/11 Pass attempts: 35, Connecticut, 12/03/11 Pass completions: 15, Connecticut, 12/03/11 Pass yards: 217, Connecticut, 12/03/11 Pass TDs: 3, Connecticut, 12/03/11 Had intercepted: 2, Connecticut, 12/03/11 Long pass: 69, at Syracuse, 11/26/11 Receptions: 1, Pittsburgh, 12/04/10 Receiving yards: 18, Pittsburgh, 12/04/10 (1 receptions) Long reception: 18, Pittsburgh, 12/04/10 Total offense attempts: 45, Connecticut, 12/03/11 (10 rush,35 pass) Total offense yards: 245, Connecticut, 12/03/11 (28 rush,217 pass) All-purpose yards: 77, West Virginia, 11/12/11 Tackles: 1, Austin Peay, 09/03/11 (0-1); at USF, 10/22/11 (0-1) |

| |
|---|
| LEWIS, Dyjuan |
| All-purpouse yards: 22, Akron, 09/17/11 Kick returns: 1, at Tennessee, 09/10/11 ; Akron, 09/17/11 Kick return yards: 22, Akron, 09/17/11 (1 returns) Long kick return: 22, Akron, 09/17/11 |

| |
|---|
| LOZIER, Colin |
| Tackles: 4, Indiana State, 09/11/10 (4-0) |

| |
|---|
| LUALLEN, Jordan |
| Points scored: 6, Austin Peay, 09/03/11 Touchdowns: 1, Austin Peay, 09/03/11 Rush attempts: 8, at Syracuse, 11/26/11 Rush yards: 77, at Syracuse, 11/26/11 (8 carries) Rush TDs: 1, Austin Peay, 09/03/11 Long rush: 48, at Syracuse, 11/26/11 Pass attempts: 3, at Syracuse, 11/26/11 Pass completions: 2, at Syracuse, 11/26/11 Pass yards: 10, at Syracuse, 11/26/11 Long pass: 9, at Syracuse, 11/26/11 Total offense attempts: 11, at Syracuse, 11/26/11 (8 rush,3 pass) Total offense yards: 87, at Syracuse, 11/26/11 (77 rush,10 pass) All-purpose yards: 77, at Syracuse, 11/26/11 Tackles: 2, at Tennessee, 09/10/11 (2-0) |

INDIVIDUAL SINGLE-GAME CAREER HIGHS

MARTINEZ, Randy

Tackles: 1, at Connecticut, 11/27/10 (1-0)

MCCLUNG, Anthony

Points scored: 12, Austin Peay, 09/03/11 ; Connecticut, 12/03/11

Touchdowns: 2, Austin Peay, 09/03/11 ; Connecticut, 12/03/11

Rush attempts: 1, vs Vanderbilt, 12/31/11

Rush yards: 4, vs Vanderbilt, 12/31/11 (1 carries)

Long rush: 4, vs Vanderbilt, 12/31/11

Receptions: 8, Connecticut, 12/03/11

Receiving yards: 142, Connecticut, 12/03/11 (8 receptions)

Receiving TDs: 2, Austin Peay, 09/03/11 ; Connecticut, 12/03/11

Long reception: 36, at Miami (OH), 10/01/11 ; Connecticut, 12/03/11

Total offense attempts: 1, vs Vanderbilt, 12/31/11 (1 rush,0 pass)

Total offense yards: 4, vs Vanderbilt, 12/31/11 (4 rush,0 pass)

All-purpose yards: 142, Connecticut, 12/03/11

Punt returns: 1, Rutgers, 11/20/10

Punt return yards: 6, Rutgers, 11/20/10 (1 returns)

Long punt return: 6, Rutgers, 11/20/10

Kick returns: 5, at Connecticut, 11/27/10

Kick return yards: 81, at Connecticut, 11/27/10 (5 returns)

Long kick return: 28, Syracuse, 10/30/10

Tackles: 1, at Pittsburgh, 11/05/11 (1-0); Rutgers, 11/20/10 (1-0); Connecticut, 12/03/11 (1-0)

MEADOR, Mitch

Tackles: 2, Akron, 09/17/11 (0-2)

Sacks: .5, NC State, 09/22/11 (0-1)

Tackles for loss: .5, NC State, 09/22/11 (0-1)

MILIANO, Tony

Points scored: 14, NC State, 09/22/11 ; at Pittsburgh, 11/05/11

Kick PATs: 7, Austin Peay, 09/03/11 ; Akron, 09/17/11

Points by kicking: 14, NC State, 09/22/11 ; at Pittsburgh, 11/05/11

Field goals made: 4, at Pittsburgh, 11/05/11

Field goal attempts: 4, at Pittsburgh, 11/05/11 ; at Syracuse, 11/26/11

Longest field goal: 48, NC State, 09/22/11 ; at Syracuse, 11/26/11

Tackles: 1, Austin Peay, 09/03/11 (1-0)

MILLIGAN, Danny

Receptions: 1, Austin Peay, 09/03/11

Receiving yards: 15, Austin Peay, 09/03/11 (1 receptions)

Long reception: 15, Austin Peay, 09/03/11

All-purpose yards: 28, Akron, 09/17/11

Punt returns: 2, Akron, 09/17/11

Punt return yards: 28, Akron, 09/17/11 (2 returns)

Long punt return: 16, Akron, 09/17/11

MILLS, Brandon

Tackles: 10, Rutgers, 11/20/10 (9-1)

Sacks: 3.0, NC State, 09/22/11 (2-2); Rutgers, 11/20/10 (3-0)

Tackles for loss: 5.5, Rutgers, 11/20/10 (5-0)

Fumbles forced: 1, at Fresno State, 09/04/10 ; at NC State, 09/16/10 ; Rutgers, 11/20/10

Fumbles recovered: 1, at USF, 10/22/11

Pass breakups: 1, Pittsburgh, 12/04/10

O'DONNELL, Pat

Punt attempts: 8, at Fresno State, 09/04/10 ; at WVU, 11/13/10 ; Connecticut, 12/03/11

Punt yards: 326, at WVU, 11/13/10 (8 punts)

Longest punt: 76, NC State, 09/22/11

Tackles: 1, West Virginia, 11/12/11 (1-0); Rutgers, 11/20/10 (1-0)

PEAD, Isaiah

Points scored: 30, Rutgers, 11/20/10

Touchdowns: 5, Rutgers, 11/20/10

Rush attempts: 31, Rutgers, 11/20/10

Rush yards: 213, Rutgers, 11/20/10 (31 carries)

Rush TDs: 4, Rutgers, 11/20/10

Long rush: 80, Miami (OH), 10/09/10

Receptions: 9, at Syracuse, 11/26/11

Receiving yards: 112, at Syracuse, 11/26/11 (9 receptions)

Receiving TDs: 1, 6 times

Long reception: 69, at Syracuse, 11/26/11

Total offense attempts: 31, Rutgers, 11/20/10 (31 rush,0 pass)

Total offense yards: 213, Rutgers, 11/20/10 (213 rush,0 pass)

All-purpose yards: 249, Rutgers, 11/20/10

Punt returns: 4, Connecticut, 12/03/11

Punt return yards: 54, at Syracuse, 11/26/11 (2 returns)

Long punt return: 34, at Syracuse, 11/26/11

Kick returns: 1, at Hawai`i, 12/06/08

Kick return yards: 21, at Hawai`i, 12/06/08 (1 returns)

Long kick return: 21, at Hawai`i, 12/06/08

Tackles: 2, Syracuse, 10/30/10 (2-0); vs Vanderbilt, 12/31/11 (2-0)

POPHAM, Shane

Points scored: 2, Austin Peay, 09/03/11

Kick PATs: 2, Austin Peay, 09/03/11

Points by kicking: 2, Austin Peay, 09/03/11

POTEAT, Jameel

Points scored: 6, Akron, 09/17/11

Touchdowns: 1, Akron, 09/17/11

Rush attempts: 10, Akron, 09/17/11

Rush yards: 55, Akron, 09/17/11 (10 carries)

Rush TDs: 1, Akron, 09/17/11

Long rush: 13, Akron, 09/17/11

Total offense attempts: 10, Akron, 09/17/11 (10 rush,0 pass)

Total offense yards: 55, Akron, 09/17/11 (55 rush,0 pass)

All-purpose yards: 58, Austin Peay, 09/03/11

Kick returns: 2, at Pittsburgh, 11/05/11

Kick return yards: 39, at Pittsburgh, 11/05/11 (2 returns)

Long kick return: 28, Austin Peay, 09/03/11

RICHARDSON, Wesley

Interceptions: 1, at Syracuse, 11/26/11

Tackles: 9, at Tennessee, 09/10/11 (6-3); at Rutgers, 11/19/11 (4-5)

Fumbles forced: 1, NC State, 09/22/11

Pass breakups: 2, Connecticut, 12/03/11

ROBERSON, Aaron

All-purpose yards: 21, Austin Peay, 09/03/11

Interceptions: 1, Austin Peay, 09/03/11

Long interception return: 21, Austin Peay, 09/03/11

Tackles: 1, 5 times

ROBINSON, Adrien

Points scored: 6, 5 times

Touchdowns: 1, 5 times

Receptions: 4, vs Vanderbilt, 12/31/11

Receiving yards: 74, Connecticut, 11/07/09 (2 receptions)

Receiving TDs: 1, 5 times

Long reception: 72, at Miami (OH), 10/01/11

All-purpose yards: 74, Connecticut, 11/07/09

SCHAFER, JK

Points scored: 6, at Miami (OH), 10/01/11

Touchdowns: 1, at Miami (OH), 10/01/11

All-purpose yards: 16, NC State, 09/22/11

Interceptions: 1, 7 times

Long interception return: 16, NC State, 09/22/11

Tackles: 16, at NC State, 09/16/10 (6-10); at WVU, 11/13/10 (9-7)

Sacks: 2.0, Rutgers, 11/20/10 (2-0)

Tackles for loss: 3.0, at Miami (OH), 10/01/11 (3-0); at Rutgers, 11/19/11 (2-1)

Fumbles forced: 1, 6 times

Fumbles recovered: 1, at Miami (OH), 10/01/11 ; at USF, 10/22/11 ; Connecticut, 12/03/11

Pass breakups: 2, Austin Peay, 09/03/11 ; Fresno State, 09/26/09

STEPP, Jordan

Tackles: 6, Syracuse, 10/30/10 (5-1); West Virginia, 11/12/11 (4-2)

Sacks: .5, NC State, 09/22/11 (0-1)

Tackles for loss: 1.0, 4 times

Fumbles forced: 1, Syracuse, 10/30/10

INDIVIDUAL SINGLE-GAME CAREER HIGHS

STEWART, Walter

Points scored: 6, Connecticut, 12/03/11
Touchdowns: 1, Connecticut, 12/03/11
All-purpose yards: -2, Louisville, 10/24/09
Interceptions: 1, Louisville, 10/24/09
Tackles: 13, Syracuse, 10/30/10 (11-2)
Sacks: 2.5, at Oregon State, 09/19/09 (2-1); West Virginia, 11/12/11 (2-1)
Tackles for loss: 2.5, at Tennessee, 09/10/11 (2-0); at Oregon State, 09/19/09 (2-1); West Virginia, 11/12/11 (2-1)
Fumbles forced: 1, 6 times
Fumbles recovered: 1, 4 times
Pass breakups: 2, at Pittsburgh, 11/05/11 ; at Syracuse, 11/26/11

TAYLOR, Monte

Tackles: 4, NC State, 09/22/11 (0-4); at WVU, 11/13/10 (4-0)
Sacks: 1.5, NC State, 09/22/11 (0-3)
Tackles for loss: 2.0, at WVU, 11/13/10 (2-0)
Fumbles forced: 1, Austin Peay, 09/03/11 ; NC State, 09/22/11 ; at USF, 10/22/11

TEMPLE, Nick

All-purpose yards: 12, vs Vanderbilt, 12/31/11
Interceptions: 1, vs Vanderbilt, 12/31/11
Long interception return: 12, vs Vanderbilt, 12/31/11
Tackles: 8, vs Vanderbilt, 12/31/11 (3-5)
Tackles for loss: 1.0, at USF, 10/22/11 (1-0); at Rutgers, 11/19/11 (1-0)
Fumbles forced: 1, vs Vanderbilt, 12/31/11

TENTMAN, Solomon

Tackles: 1, Austin Peay, 09/03/11 (1-0); Akron, 09/17/11 (0-1); at Rutgers, 11/19/11 (1-0)

THOMPKINS, Kenbrell

Points scored: 6, Austin Peay, 09/03/11 ; NC State, 09/22/11
Touchdowns: 1, Austin Peay, 09/03/11 ; NC State, 09/22/11
Receptions: 6, at USF, 10/22/11
Receiving yards: 114, at USF, 10/22/11 (6 receptions)
Receiving TDs: 1, Austin Peay, 09/03/11 ; NC State, 09/22/11
Long reception: 44, NC State, 09/22/11
All-purpose yards: 114, at USF, 10/22/11
Interceptions: 1, at Miami (OH), 10/01/11
Tackles: 1, at Pittsburgh, 11/05/11 (1-0)

TRIGG, Rob

Tackles: 6, SEMO, 09/12/09 (3-3)
Sacks: 1.0, at Rutgers, 11/19/11 (1-0); at Syracuse, 11/26/11 (1-0)
Tackles for loss: 2.5, SEMO, 09/12/09 (2-0)
Fumbles forced: 1, at Rutgers, 11/19/11 ; at Syracuse, 11/26/11

WASHINGTON, Shaq

Receptions: 2, Akron, 09/17/11
Receiving yards: 13, Akron, 09/17/11 (2 receptions)
Long reception: 8, Akron, 09/17/11
All-purpose yards: 13, Akron, 09/17/11

WILLIAMS, Chris

Tackles: 7, Louisville, 10/15/11 (3-4)
Sacks: 1.0, Austin Peay, 09/03/11 (1-0); Syracuse, 10/30/10 (1-0); at Pittsburgh, 11/05/11 (1-0)
Tackles for loss: 2.0, Austin Peay, 09/03/11 (2-0); at Pittsburgh, 11/05/11 (2-0)
Fumbles recovered: 1, Austin Peay, 09/03/11
Pass breakups: 1, Rutgers, 11/20/10 ; at Syracuse, 11/26/11

WINN, George

Points scored: 6, Akron, 09/17/11 ; vs Vanderbilt, 12/31/11
Touchdowns: 1, Akron, 09/17/11 ; vs Vanderbilt, 12/31/11
Rush attempts: 19, Miami (OH), 10/09/10
Rush yards: 81, Miami (OH), 10/09/10 (19 carries)
Rush TDs: 1, Akron, 09/17/11 ; vs Vanderbilt, 12/31/11
Long rush: 69, vs Vanderbilt, 12/31/11
Receptions: 1, 4 times
Receiving yards: 19, SEMO, 09/12/09 (1 receptions)
Long reception: 19, SEMO, 09/12/09
Total offense attempts: 19, Miami (OH), 10/09/10 (19 rush,0 pass)
Total offense yards: 81, Miami (OH), 10/09/10 (81 rush,0 pass)
All-purpose yards: 81, Miami (OH), 10/09/10

Tackles: 2, Akron, 09/17/11 (1-1)

WITTY, Adrian

Tackles: 5, Austin Peay, 09/03/11 (5-0)
Fumbles forced: 2, Austin Peay, 09/03/11
Pass breakups: 1, Akron, 09/17/11

WOLFE, Derek

Tackles: 11, Louisville, 10/15/11 (4-7)
Sacks: 2.5, Connecticut, 12/03/11 (2-1)
Tackles for loss: 5.0, Connecticut, 12/03/11 (3-1)
Fumbles forced: 1, Austin Peay, 09/03/11 ; Akron, 09/17/11 ; at Syracuse, 10/31/09
Fumbles recovered: 1, at Tennessee, 09/10/11 ; at USF, 10/22/11 ; at Syracuse, 10/31/09
Pass breakups: 1, Miami (OH), 10/09/10 ; West Virginia, 11/12/11

WOODARD, Orion

Receptions: 1, Akron, 09/17/11 ; Miami (OH), 10/09/10 ; Syracuse, 10/30/10
Receiving yards: 12, Akron, 09/17/11 (1 receptions)
Long reception: 12, Akron, 09/17/11
All-purpose yards: 12, Akron, 09/17/11
Kick returns: 1, Louisville, 10/15/11
Tackles: 4, Louisville, 10/15/11 (1-3); at Syracuse, 11/26/11 (4-0)
Fumbles recovered: 1, SEMO, 09/12/09 ; vs Vanderbilt, 12/31/11

WOODS, DJ

Points scored: 12, at NC State, 09/16/10 ; at Louisville, 10/15/10 ; Rutgers, 11/20/10
Touchdowns: 2, at NC State, 09/16/10 ; at Louisville, 10/15/10 ; Rutgers, 11/20/10
Rush attempts: 4, Rutgers, 11/20/10
Rush yards: 50, Rutgers, 11/20/10 (4 carries)
Rush TDs: 1, Miami (OH), 10/09/10 ; Rutgers, 11/20/10
Long rush: 40, Rutgers, 11/20/10
Receptions: 9, at Tennessee, 09/10/11 ; USF, 10/22/10
Receiving yards: 171, Oklahoma, 09/25/10 (7 receptions)
Receiving TDs: 2, at NC State, 09/16/10 ; at Louisville, 10/15/10
Long reception: 69, Oklahoma, 09/25/10
Total offense attempts: 4, Rutgers, 11/20/10 (4 rush,0 pass)
Total offense yards: 50, Rutgers, 11/20/10 (50 rush,0 pass)
All-purpose yards: 291, Rutgers, 11/20/10
Punt returns: 3, 7 times
Punt return yards: 49, at Connecticut, 10/25/08 (3 returns)
Long punt return: 40, at Connecticut, 10/25/08
Kick returns: 6, at WVU, 11/13/10
Kick return yards: 135, at WVU, 11/13/10 (6 returns)
Long kick return: 47, Rutgers, 11/20/10
Tackles: 1, at Oregon State, 09/19/09 (0-1); NC State, 09/22/11 (1-0); West Virginia, 11/13/09 (1-0)

INDIVIDUAL SINGLE-GAME SUPERLATIVES

100-YARD RECEIVING GAMES

#1 KENBRELL THOMPkins (1)

| Opp | Date | Rec | Yards | TD | Long |
|--------|----------|-----|-------|----|------|
| at USF | 10/22/11 | 6 | 114 | 0 | 39 |

#3 DJ WOODS (5)

| Opp | Date | Rec | Yards | TD | Long |
|-----------------|----------|-----|-------|----|------|
| at Tennessee | 09/10/11 | 9 | 111 | 0 | 46 |
| USF | 10/22/10 | 9 | 137 | 0 | 29 |
| Oklahoma | 09/25/10 | 7 | 171 | 1 | 69 |
| at NC State | 09/16/10 | 6 | 146 | 2 | 68 |
| at Oregon State | 09/19/09 | 7 | 117 | 1 | 45 |

#6 ANTHONY MCCLUNG (1)

| Opp | Date | Rec | Yards | TD | Long |
|-------------|----------|-----|-------|----|------|
| Connecticut | 12/03/11 | 8 | 142 | 2 | 36 |

#23 ISAIAH PEAD (1)

| Opp | Date | Rec | Yards | TD | Long |
|-------------|----------|-----|-------|----|------|
| at Syracuse | 11/26/11 | 9 | 112 | 1 | 69 |

100-YARD RUSHING GAMES

#12 ZACH COLLAROS (1)

| Opp | Date | Att | Yards | TD | Long |
|--------|----------|-----|-------|----|------|
| at USF | 10/15/09 | 10 | 132 | 2 | 75 |

#23 ISAIAH PEAD (10)

| Opp | Date | Att | Yards | TD | Long |
|---------------|----------|-----|-------|----|------|
| West Virginia | 11/12/11 | 19 | 113 | 2 | 40 |
| at Pittsburgh | 11/05/11 | 22 | 118 | 0 | 53 |
| Louisville | 10/15/11 | 20 | 151 | 1 | 50 |
| NC State | 09/22/11 | 27 | 174 | 1 | 33 |
| at Tennessee | 09/10/11 | 14 | 155 | 1 | 65 |
| Rutgers | 11/20/10 | 31 | 213 | 4 | 30 |
| at Louisville | 10/15/10 | 21 | 145 | 0 | 33 |
| Miami (OH) | 10/09/10 | 10 | 197 | 1 | 80 |
| Oklahoma | 09/25/10 | 21 | 169 | 0 | 35 |
| West Virginia | 11/13/09 | 18 | 175 | 1 | 52 |

300-YARD PASSING GAMES

#12 ZACH COLLAROS (9)

| Opp | Date | C-A-I | Yards | TD | Long |
|---------------|----------|---------|-------|----|------|
| at USF | 10/22/11 | 26-41-2 | 389 | 3 | 39 |
| Rutgers | 11/20/10 | 23-39-1 | 366 | 4 | 35 |
| USF | 10/22/10 | 30-53-1 | 463 | 3 | 69 |
| Oklahoma | 09/25/10 | 23-38-1 | 305 | 3 | 69 |
| at NC State | 09/16/10 | 19-31-0 | 310 | 3 | 68 |
| West Virginia | 11/13/09 | 17-24-1 | 205 | 0 | 27 |
| Connecticut | 11/07/09 | 29-37-0 | 480 | 1 | 54 |
| at Syracuse | 10/31/09 | 22-28-0 | 295 | 4 | 81 |
| Louisville | 10/24/09 | 15-17-0 | 253 | 3 | 31 |

PLAYER PARTICIPATION

| | Name | GP/GS | APSU | TENN | AKR | NCSU | MIA | LOU | USF | PITT | WVU | RUT | SYR | UCONN | VU |
|----|-------------------|-------|-------|-------|-------|-------|-------|-------|-------|-------|-------|-------|-------|-------|-------|
| 19 | ABERNATHY, RD | 13/- | XXX | XXX | XXX | XXX | XXX | XXX | XXX | XXX | XXX | XXX | XXX | XXX | XXX |
| 86 | ANNEN, Blake | 10/1 | START | ... | ... | ... | XXX | XXX | XXX | XXX | XXX | XXX | XXX | XXX | XXX |
| 9 | BATTLE, D. | 6/5 | ... | START | START | XXX | START | START | START | ... | ... | ... | ... | ... | ... |
| 39 | BEAL, Demetri | 13/- | XXX | XXX | XXX | XXX | XXX | XXX | XXX | XXX | XXX | XXX | XXX | XXX | XXX |
| 90 | BEARD, Camaron | 5/- | XXX | ... | XXX | XXX | XXX | ... | ... | ... | ... | XXX | ... | ... | ... |
| 58 | BLAIR, Greg | 1/- | ... | ... | ... | ... | XXX | ... | ... | ... | ... | ... | ... | ... | ... |
| 40 | BOMAR, Maalik | 13/11 | START | START | XXX | START | START | XXX | START | START | START | START | START | START | START |
| 76 | BUJNOCH, Austen | 13/13 | START | START | START | START | START | START | START | START | START | START | START | START | START |
| 57 | CASSEUS, C. | 2/- | XXX | ... | XXX | ... | ... | ... | ... | ... | ... | ... | ... | ... | ... |
| 21 | CHEATHAM, C. | 13/13 | START | START | START | START | START | START | START | START | START | START | START | START | START |
| 25 | CHENAULT, Arryn | 13/1 | XXX | XXX | XXX | XXX | START | XXX | XXX | XXX | XXX | XXX | XXX | XXX | XXX |
| 80 | CHISUM, Alex | 13/2 | XXX | XXX | XXX | XXX | XXX | XXX | XXX | XXX | START | XXX | XXX | START | XXX |
| 12 | COLLAROS, Zach | 10/10 | START | START | START | START | START | START | START | START | START | ... | ... | ... | START |
| 79 | CURETON, Andre | 4/- | XXX | ... | XXX | XXX | XXX | ... | ... | ... | ... | ... | ... | ... | ... |
| 72 | DAVIS, Evan | 13/13 | START | START | START | START | START | START | START | START | START | START | START | START | START |
| 91 | DEMPESEY, Adam | 2/- | XXX | ... | XXX | ... | ... | ... | ... | ... | ... | ... | ... | ... | ... |
| 96 | DETEMPLE, Tom | 13/- | XXX | XXX | XXX | XXX | XXX | XXX | XXX | XXX | XXX | XXX | XXX | XXX | XXX |
| 10 | DRANE, Deven | 13/8 | START | XXX | XXX | START | XXX | XXX | XXX | START | START | START | START | START | START |
| 38 | FEARING, Adam | 2/- | XXX | ... | XXX | ... | ... | ... | ... | ... | ... | ... | ... | ... | ... |
| 26 | FREY, Drew | 13/12 | START | START | START | START | XXX | START | START | START | START | START | START | START | START |
| 99 | GIORDANO, Dan | 13/13 | START | START | START | START | START | START | START | START | START | START | START | START | START |
| 31 | HALEY, Reuben | 10/- | XXX | XXX | XXX | XXX | XXX | XXX | XXX | XXX | XXX | ... | ... | ... | XXX |
| 50 | HANCOCK, Steve | 4/- | XXX | ... | XXX | XXX | XXX | ... | ... | ... | ... | ... | ... | ... | ... |
| 93 | HARRAH, Brad | 5/- | XXX | XXX | XXX | XXX | XXX | ... | ... | ... | ... | ... | ... | ... | ... |
| 81 | HILTON, Tomaz | 12/- | XXX | ... | XXX | XXX | XXX | XXX | XXX | XXX | XXX | XXX | XXX | XXX | XXX |
| 59 | HOFFMAN, Alex | 13/13 | START | START | START | START | START | START | START | START | START | START | START | START | START |
| 77 | HOOEY, Sean | 7/6 | START | START | START | START | START | ... | XXX | START | ... | ... | ... | ... | ... |
| 85 | HORNER, Bruce | 13/- | XXX | XXX | XXX | XXX | XXX | XXX | XXX | XXX | XXX | XXX | XXX | XXX | XXX |
| 40 | HUGHES, John | 12/12 | START | START | ... | START | START | START | START | START | START | START | START | START | START |
| 52 | JACKSON, Dwight | 10/- | XXX | ... | XXX | XXX | ... | XXX | ... | XXX | XXX | XXX | XXX | XXX | XXX |
| 5 | JOHNSON, Reuben | 8/- | ... | ... | XXX | XXX | XXX | XXX | ... | ... | ... | XXX | XXX | XXX | XXX |
| 16 | JULIAN, Damon | 3/- | XXX | ... | XXX | ... | XXX | ... | ... | ... | ... | ... | ... | ... | ... |
| 11 | KAY, Brendon | 3/- | XXX | ... | XXX | ... | ... | ... | ... | ... | ... | XXX | ... | ... | ... |
| 62 | KEEBLER, Cory | 9/- | XXX | ... | XXX | XXX | XXX | XXX | ... | ... | XXX | ... | XXX | XXX | XXX |
| 18 | KELCE, Travis | 11/- | ... | XXX | XXX | XXX | XXX | XXX | XXX | XXX | XXX | ... | XXX | XXX | XXX |
| 49 | KING, Anthony | 13/- | XXX | XXX | XXX | XXX | XXX | XXX | XXX | XXX | XXX | XXX | XXX | XXX | XXX |
| 13 | LAMBERT, Pat | 12/- | XXX | XXX | XXX | XXX | XXX | XXX | XXX | XXX | XXX | XXX | XXX | ... | XXX |
| 71 | LEFELD, Eric | 13/7 | XXX | XXX | XXX | XXX | XXX | START | START | XXX | START | START | START | START | START |
| 4 | LEGAUX, Munchie | 11/5 | XXX | XXX | START | XXX | XXX | START | XXX | ... | XXX | START | START | START | ... |
| 2 | LEWIS, Dyjuan | 10/- | XXX | XXX | XXX | XXX | XXX | ... | XXX | XXX | ... | XXX | XXX | XXX | ... |
| 47 | LOZIER, Colin | 11/- | ... | ... | XXX | XXX | XXX | XXX | XXX | XXX | XXX | XXX | XXX | XXX | XXX |
| 8 | LUALLAN, Jordan | 7/- | XXX | ... | XXX | ... | ... | XXX | ... | XXX | XXX | ... | XXX | XXX | XXX |
| 53 | MARTINEZ, Randy | 13/13 | START | START | START | START | START | START | START | START | START | START | START | START | START |
| 44 | MASON, Corey | 10/- | XXX | XXX | XXX | XXX | XXX | ... | ... | ... | XXX | XXX | XXX | XXX | XXX |
| 66 | MCCELLELLAN, Sean | 4/- | XXX | ... | XXX | XXX | XXX | ... | ... | ... | ... | ... | ... | ... | ... |
| 6 | MCCLUNG, A. | 13/13 | START | START | START | START | START | START | START | START | START | START | START | START | START |
| 46 | MEADOR, Mitch | 13/- | XXX | XXX | XXX | XXX | XXX | XXX | XXX | XXX | XXX | XXX | XXX | XXX | XXX |
| 14 | MILIANO, Tony | 13/- | XXX | XXX | XXX | XXX | XXX | XXX | XXX | XXX | XXX | XXX | XXX | XXX | XXX |
| 83 | MILLIGAN, Danny | 12/- | XXX | ... | XXX | XXX | XXX | XXX | XXX | XXX | XXX | XXX | XXX | XXX | XXX |
| 58 | MILLS, Brandon | 12/- | ... | XXX | XXX | XXX | XXX | XXX | XXX | XXX | XXX | XXX | XXX | XXX | XXX |
| 17 | MURRAY, Malcom | 1/- | XXX | ... | ... | ... | ... | ... | ... | ... | ... | ... | ... | ... | ... |
| 34 | O'DONNELL, Pat | 13/- | XXX | XXX | XXX | XXX | XXX | XXX | XXX | XXX | XXX | XXX | XXX | XXX | XXX |
| 23 | PEAD, Isaiah | 13/13 | START | START | START | START | START | START | START | START | START | START | START | START | START |
| 29 | POPHAM, Shane | 2/- | XXX | ... | XXX | ... | ... | ... | ... | ... | ... | ... | ... | ... | ... |
| 22 | POTEAT, Jameel | 10/- | XXX | XXX | XXX | XXX | XXX | XXX | ... | XXX | XXX | ... | ... | XXX | XXX |
| 89 | RICHARDSON, D. | 4/- | XXX | XXX | XXX | XXX | ... | ... | ... | ... | ... | ... | ... | ... | ... |
| 24 | RICHARDSON, W. | 13/13 | START | START | START | START | START | START | START | START | START | START | START | START | START |
| 30 | ROBERSON, Aaron | 11/- | XXX | XXX | XXX | XXX | XXX | XXX | XXX | ... | XXX | XXX | XXX | ... | XXX |
| 88 | ROBINSON, A. | 13/11 | XXX | START | START | START | START | START | START | START | XXX | START | START | START | START |
| 37 | SCHAFER, JK | 13/13 | START | START | START | START | START | START | START | START | START | START | START | START | START |
| 75 | SCHLOEMER, K. | 1/- | ... | ... | XXX | ... | ... | ... | ... | ... | ... | ... | ... | ... | ... |
| 63 | SPRAGUE, Dan | 5/- | XXX | ... | XXX | XXX | XXX | ... | ... | ... | ... | ... | ... | XXX | ... |
| 94 | STEPP, Jordan | 13/1 | XXX | XXX | START | XXX | XXX | XXX | XXX | XXX | XXX | XXX | XXX | XXX | XXX |
| 54 | STEWART, Walter | 13/13 | START | START | START | START | START | START | START | START | START | START | START | START | START |
| 87 | TAYLOR, Monte | 13/- | XXX | XXX | XXX | XXX | XXX | XXX | XXX | XXX | XXX | XXX | XXX | XXX | XXX |
| 43 | TEMPLE, Nick | 13/8 | XXX | XXX | XXX | START | XXX | START | START | START | XXX | START | START | START | START |
| 33 | TENTMAN, S. | 5/- | XXX | ... | XXX | XXX | XXX | ... | ... | ... | ... | XXX | ... | ... | ... |
| 1 | THOMPSON, K. | 13/12 | START | START | START | START | START | START | START | START | START | START | START | XXX | START |
| 45 | TRIGG, Rob | 13/- | XXX | XXX | XXX | XXX | XXX | XXX | XXX | XXX | XXX | XXX | XXX | XXX | XXX |
| 7 | WASHINGTON, S. | 5/- | XXX | XXX | XXX | XXX | XXX | ... | ... | ... | ... | ... | ... | ... | ... |
| 20 | WILLIAMS, Chris | 13/3 | START | XXX | XXX | XXX | START | XXX | XXX | XXX | START | XXX | XXX | XXX | XXX |
| 32 | WINN, George | 13/- | XXX | XXX | XXX | XXX | XXX | XXX | XXX | XXX | XXX | XXX | XXX | XXX | XXX |
| 80 | WITTY, Adrian | 12/- | XXX | XXX | XXX | XXX | XXX | XXX | ... | XXX | XXX | XXX | XXX | XXX | XXX |
| 95 | WOLFE, Derek | 13/13 | START | START | START | START | START | START | START | START | START | START | START | START | START |
| 84 | WOODARD, Orion | 13/- | XXX | XXX | XXX | XXX | XXX | XXX | XXX | XXX | XXX | XXX | XXX | XXX | XXX |
| 3 | WOODS, DJ | 13/13 | START | START | START | START | START | START | START | START | START | START | START | START | START |

| 2012 UNIVERSITY OF CINCINNATI FOOTBALL | | | | | | | | | | | |
|--|---------|----------|--------|-----------------------|--------|------------|-----------|------------------------|------------|----------|----------|
| GAME-BY-GAME STARTERS | | | | | | | | | | | |
| OFFENSE | LT | LG | C | RG | RT | TE/WR | WR | WR | WR | RB | QB |
| Austin Peay | Hoffman | Martinez | Davis | Bujnoch | Hooley | Washington | Thompkins | McClung | Woods | Pead | Collaros |
| at Tennessee | Hoffman | Martinez | Davis | Bujnoch | Hooley | Robinson | Thompkins | McClung | Woods | Pead | Collaros |
| Akron | Hoffman | Martinez | Davis | Bujnoch | Hooley | Robinson | Thompkins | McClung | Woods | Pead | Collaros |
| NC State | Hoffman | Martinez | Davis | Bujnoch | Hooley | Robinson | Thompkins | McClung | Woods | Pead | Collaros |
| at Miami (OH) | Hoffman | Martinez | Davis | Bujnoch | Hooley | Robinson | Thompkins | McClung | Woods | Pead | Collaros |
| Louisville | Hoffman | Martinez | Davis | Bujnoch | Lefeld | Robinson | Thompkins | McClung | Woods | Pead | Collaros |
| at USF | Hoffman | Martinez | Davis | Bujnoch | Lefeld | Robinson | Thompkins | McClung | Woods | Pead | Collaros |
| at Pittsburgh | Hoffman | Martinez | Davis | Bujnoch | Hooley | Robinson | Thompkins | McClung | Woods | Pead | Collaros |
| West Virginia | Hoffman | Martinez | Davis | Bujnoch | Lefeld | Chisum | Thompkins | McClung | Woods | Pead | Collaros |
| at Rutgers | Hoffman | Martinez | Davis | Bujnoch | Lefeld | Robinson | Thompkins | McClung | Woods | Pead | Legaux |
| at Syracuse | Hoffman | Martinez | Davis | Bujnoch | Lefeld | Robinson | Thompkins | McClung | Woods | Pead | Legaux |
| Connecticut | Hoffman | Martinez | Davis | Bujnoch | Lefeld | Robinson | Chisum | McClung | Woods | Pead | Legaux |
| vs. Vanderbilt | Hoffman | Martinez | Davis | Bujnoch | Lefeld | Robinson | Thompkins | McClung | Woods | Pead | Collaros |
| DEFENSE | L | T | N | E | WLB | MLB | SLB/DB | DB | FS | SS | DB |
| Austin Peay | Stewart | Wolfe | Hughes | Giordano | Bomar | Schaffer | Williams | Drane | Richardson | Frey | Cheatham |
| at Tennessee | Stewart | Wolfe | Hughes | Giordano | Bomar | Schaffer | Pooler | Battle | Richardson | Frey | Cheatham |
| Akron | Stewart | Wolfe | Stepp | Giordano | Bomar | Schaffer | Pooler | Battle | Richardson | Frey | Cheatham |
| NC State | Stewart | Wolfe | Stepp | Giordano | Bomar | Schaffer | Temple | Drane | Richardson | Frey | Cheatham |
| Miami (OH) | Stewart | Wolfe | Hughes | Giordano | Bomar | Schaffer | Williams | Battle | Richardson | Chenault | Cheatham |
| Louisville | Stewart | Wolfe | Hughes | Giordano | Bomar | Schaffer | Temple | Battle | Richardson | Frey | Cheatham |
| at USF | Stewart | Wolfe | Hughes | Giordano | Bomar | Schaffer | Temple | Battle | Richardson | Frey | Cheatham |
| at Pittsburgh | Stewart | Wolfe | Hughes | Giordano | Bomar | Schaffer | Williams | Drane | Richardson | Frey | Cheatham |
| West Virginia | Stewart | Wolfe | Hughes | Giordano | Bomar | Schaffer | Williams | Drane | Richardson | Frey | Cheatham |
| at Rutgers | Stewart | Wolfe | Hughes | Giordano | Bomar | Schaffer | Temple | Drane | Richardson | Frey | Cheatham |
| at Syracuse | Stewart | Wolfe | Hughes | Giordano | Bomar | Schaffer | Temple | Drane | Richardson | Frey | Cheatham |
| Connecticut | Stewart | Wolfe | Hughes | Giordano | Bomar | Schaffer | Temple | Drane | Richardson | Frey | Cheatham |
| vs. Vanderbilt | Stewart | Wolfe | Hughes | Giordano | Bomar | Schaffer | Temple | Drane | Richardson | Frey | Cheatham |
| START CHART | | | | | | | | | | | |
| PLAYER | 2012 | CAR. | CONS. | PLAYER | 2012 | CAR. | CONS. | PLAYER | 2012 | CAR. | CONS. |
| Dominique Battle, DB | 5 | 20 | 3 | Reuben Johnson, DB | 0 | 11 | 1 | Kenbrell Thompkins, WR | 12 | 12 | 1 |
| Maalik Bomar, LB | 13 | 25 | 25 | Eric Lefeld, OL | 7 | 7 | 5 | Shaq Washington, WR | 1 | 1 | 1 |
| Austen Bujnoch, OL | 13 | 13 | 13 | Munchie Legaux, QB | 3 | 4 | 3 | Chris Williams, DB | 4 | 10 | 3 |
| Arryn Chenault, DB | 1 | 1 | 1 | Randy Martinez, OL | 13 | 24 | 24 | Derek Wolfe, DL | 13 | 38 | 38 |
| Camerron Cheatham, DB | 13 | 24 | 21 | Anthony McClung, WR | 13 | 15 | 13 | DJ Woods, WR | 13 | 35 | 14 |
| Alex Chisum, WR | 2 | 2 | 1 | Brandon Mills, DL | 0 | 14 | 14 | | | | |
| Zach Collaros, QB | 10 | 25 | 1 | Isaiah Pead, RB | 13 | 26 | 22 | | | | |
| Evan Davis, OL | 13 | 14 | 13 | Ben Pooler, LB | 2 | 2 | 2 | | | | |
| Deven Drane, DB | 8 | 9 | 6 | Wesley Richardson, DB | 13 | 23 | 18 | | | | |
| Drew Frey, DB | 12 | 36 | 8 | Adrien Robinson, TE | 11 | 12 | 4 | | | | |
| Dan Giordano, DL | 13 | 24 | 24 | JK Schaffer, LB | 13 | 37 | 37 | | | | |
| Alex Hoffman, OL | 13 | 38 | 18 | Jordan Stepp, DL | 2 | 1 | 1 | | | | |
| Sean Hooley, OL | 6 | 9 | 1 | Walter Stewart, DL | 13 | 36 | 35 | | | | |
| John Hughes, DL | 11 | 24 | 9 | Nick Temple, LB | 7 | 7 | 4 | | | | |

SUPERLATIVES

INDIVIDUAL GAME HIGHS

| | | | |
|---------------------|------|-------|--|
| Rushes | 28 | | PEAD, Isaiah vs Vanderbilt (12/31/11) |
| Yards Rushing | 167 | |PEAD, Isaiah vs NC State (09/22/11) |
| TD Rushes | 2 | |six times, last by PEAD, Isaiah vs West Virginia (11/12/11) |
| Long Rush | 69 | |WINN, George vs Vanderbilt (12/31/11) |
| Pass attempts | 41 | |COLLAROS, Zach at USF (10/22/11) |
| Pass completions | 26 | |COLLAROS, Zach at USF (10/22/11) |
| Yards Passing | 389 | |COLLAROS, Zach at USF (10/22/11) |
| TD Passes | 4 | |COLLAROS, Zach vs Austin Peay (09/03/11) |
| Long Pass | 72 | |COLLAROS, Zach at Miami (OH) (10/01/11) |
| Receptions | 9 | |WOODS, DJ at Tennessee (09/10/11) |
| | | |PEAD, Isaiah at Syracuse (11/26/11) |
| Yards Receiving | 142 | |MCCLUNG, A. vs Connecticut (12/03/11) |
| TD Receptions | 2 | |MCCLUNG, A. vs Austin Peay (09/03/11) |
| | | |MCCLUNG, A. vs Connecticut (12/03/11) |
| Long Reception | 72 | |ROBINSON, A. at Miami (OH) (10/01/11) |
| Field Goals | 4 | |MILIANO, Tony at Pittsburgh (11/05/11) |
| Long Field Goal | 48 | |MILIANO, Tony vs NC State (09/22/11) |
| | | |MILIANO, Tony at Syracuse (11/26/11) |
| Punts | 8 | |O'DONNELL, Pat vs Connecticut (12/03/11) |
| Punting Avg | 59.7 | |O'DONNELL, Pat vs NC State (09/22/11) |
| Long Punt | 76 | |O'DONNELL, Pat vs NC State (09/22/11) |
| Punts inside 20 | 4 | |O'DONNELL, Pat at Rutgers (11/19/11) |
| Long Punt Return | 34 | |PEAD, Isaiah at Syracuse (11/26/11) |
| Long Kickoff Return | 90 | |ABERNATHY, RD vs Vanderbilt (12/31/11) |
| Tackles | 13 | |SCHAFER, JK at Pittsburgh (11/05/11) |
| | | |SCHAFER, JK at Rutgers (11/19/11) |
| Sacks | 2.5 | |MILLS, Brandon vs NC State (09/22/11) |
| | | |STEWART, Walter vs West Virginia (11/12/11) |
| | | |WOLFE, Derek vs Connecticut (12/03/11) |
| Tackles For Loss | 5.0 | |WOLFE, Derek vs Connecticut (12/03/11) |
| Interceptions | 1 | |16 times, last by TEMPLE, Nick vs Vanderbilt (12/31/11) |

TEAM GAME HIGHS

| | | | |
|------------------|------|-------|--------------------------------|
| Rushes | 49 | |vs Austin Peay (09/03/11) |
| Yards Rushing | 387 | |vs Austin Peay (09/03/11) |
| Yards Per Rush | 7.9 | |vs Austin Peay (09/03/11) |
| TD Rushes | 6 | |vs Austin Peay (09/03/11) |
| Pass attempts | 41 | |at USF (10/22/11) |
| Pass completions | 26 | |at USF (10/22/11) |
| Yards Passing | 389 | |at USF (10/22/11) |
| Yards Per Pass | 9.5 | |at USF (10/22/11) |
| TD Passes | 4 | |vs Austin Peay (09/03/11) |
| Total Plays | 80 | |vs NC State (09/22/11) |
| Total Offense | 561 | |vs Austin Peay (09/03/11) |
| Yards Per Play | 7.9 | |vs Austin Peay (09/03/11) |
| Points | 72 | |vs Austin Peay (09/03/11) |
| Sacks By | 7 | |vs NC State (09/22/11) |
| First Downs | 32 | |vs Austin Peay (09/03/11) |
| Penalties | 10 | |at USF (10/22/11) |
| Penalty Yards | 92 | |vs Connecticut (12/03/11) |
| Turnovers | 4 | |at Miami (OH) (10/01/11) |
| Interceptions By | 4 | |vs Akron (09/17/11) |
| Punts | 8 | |vs Connecticut (12/03/11) |
| Punting Avg | 59.7 | |vs NC State (09/22/11) |
| Long Punt | 76 | |vs NC State (09/22/11) |
| Punts inside 20 | 4 | |at Rutgers (11/19/11) |
| Long Punt Return | 34 | |at Syracuse (11/26/11) |

OPPONENT INDIVIDUAL GAME HIGHS

| | | | |
|---------------------|------|-------|--|
| Rushes | 34 | |Jamison,Jawan, at Rutgers (11/19/11) |
| Yards Rushing | 200 | |Jamison,Jawan, at Rutgers (11/19/11) |
| TD Rushes | 2 | |Jamison,Jawan, at Rutgers (11/19/11) |
| Long Rush | 36 | |BROWN,Zach, at Pittsburgh (11/05/11) |
| Pass attempts | 48 | |DANIELS, B.J., at USF (10/22/11) |
| Pass completions | 34 | |Bray, T., at Tennessee (09/10/11) |
| Yards Passing | 409 | |DANIELS, B.J., at USF (10/22/11) |
| TD Passes | 4 | |Bray, T., at Tennessee (09/10/11) |
| Long Pass | 87 | |Glennon, M., vs NC State (09/22/11) |
| Receptions | 10 | |Hunter, J., at Tennessee (09/10/11) |
| | | |Rogers, D., at Tennessee (09/10/11) |
| Yards Receiving | 176 | |Graham, T., vs NC State (09/22/11) |
| TD Receptions | 2 | |Rogers, D., at Tennessee (09/10/11) |
| | | |Graham, T., vs NC State (09/22/11) |
| Long Reception | 87 | |Graham, T., vs NC State (09/22/11) |
| Field Goals | 4 | |TEGGART, David, vs Connecticut (12/03/11) |
| Long Field Goal | 53 | |TEGGART, David, vs Connecticut (12/03/11) |
| Punts | 8 | |WAGNER, Cole, vs Connecticut (12/03/11) |
| | | |Richard Kent, vs Vanderbilt (12/31/11) |
| Punting Avg | 46.8 | |YOKLIC,Matt, at Pittsburgh (11/05/11) |
| Long Punt | 61 | |KOKAL, Anthony, at Miami (OH) (10/01/11) |
| | | |Richard Kent, vs Vanderbilt (12/31/11) |
| Punts inside 20 | 4 | |Richard Kent, vs Vanderbilt (12/31/11) |
| Long Punt Return | 40 | |MARC, Victor, at USF (10/22/11) |
| Long Kickoff Return | 42 | |HOWELL, Tee, vs Austin Peay (09/03/11) |
| Tackles | 15 | |Cole, A., vs NC State (09/22/11) |
| Sacks | 2.0 | |DUBOSE, B.J., vs Louisville (10/15/11) |
| Tackles For Loss | 3.0 | |LINDSEY,Brandon, at Pittsburgh (11/05/11) |
| | | |GOODE, Najee, vs West Virginia (11/12/11) |
| | | |Beauharnais, S., at Rutgers (11/19/11) |
| Interceptions | 2 | |Casey Hayward, vs Vanderbilt (12/31/11) |

OPPONENT TEAM GAME HIGHS

| | | | |
|------------------|------|-------|---|
| Rushes | 45 | |at Rutgers (11/19/11) |
| Yards Rushing | 203 | |at Rutgers (11/19/11) |
| Yards Per Rush | 4.8 | |at Pittsburgh (11/05/11) |
| TD Rushes | 2 | |three times, last vs Vanderbilt (12/31/11) |
| Pass attempts | 48 | |at USF (10/22/11) |
| Pass completions | 34 | |at Tennessee (09/10/11) |
| Yards Passing | 409 | |at USF (10/22/11) |
| Yards Per Pass | 9.9 | |at Tennessee (09/10/11) |
| TD Passes | 4 | |at Tennessee (09/10/11) |
| Total Plays | 84 | |at USF (10/22/11) |
| Total Offense | 531 | |at Tennessee (09/10/11) |
| Yards Per Play | 7.0 | |at Tennessee (09/10/11) |
| Points | 45 | |at Tennessee (09/10/11) |
| Sacks By | 3 | |four times, last vs Vanderbilt (12/31/11) |
| First Downs | 34 | |at Tennessee (09/10/11) |
| Penalties | 14 | |vs West Virginia (11/12/11) |
| Penalty Yards | 109 | |at USF (10/22/11) |
| Turnovers | 6 | |vs Akron (09/17/11) |
| Interceptions By | 2 | |five times, last vs Vanderbilt (12/31/11) |
| Punts | 11 | |at Miami (OH) (10/01/11) |
| Punting Avg | 46.8 | |at Pittsburgh (11/05/11) |
| Long Punt | 61 | |at Miami (OH) (10/01/11) |
| | | |vs Vanderbilt (12/31/11) |
| Punts inside 20 | 4 | |vs Vanderbilt (12/31/11) |
| Long Punt Return | 40 | |at USF (10/22/11) |

TEAM GAME-BY-GAME STATISTICS

| Date | Opponent | RUSHING | | | | RECEIVING | | | | PASSING | | | | KICK RET | | | | PUNT RET | | | | TOT OFF |
|----------|-----------------|------------|-------------|-----------|-----------|------------|-------------|-----------|-----------|-------------------|-------------|-----------|-----------|-----------|-------------|----------|-----------|-----------|------------|----------|-----------|-------------|
| | | No. | Yds | TD | Lg | No. | Yds | TD | Lg | Cmp-Att-Int | Yds | TD | Lg | No | Yds | TD | Lg | No | Yds | TD | Lg | |
| 09/03/11 | Austin Peay | 49 | 387 | 6 | 40 | 14 | 174 | 4 | 34 | 14-22-0 | 174 | 4 | 34 | 3 | 96 | 0 | 60 | 2 | 6 | 0 | 8 | 561 |
| 09/10/11 | at Tennessee | 26 | 166 | 1 | 65 | 21 | 230 | 2 | 46 | 21-34-0 | 230 | 2 | 46 | 5 | 85 | 0 | 23 | 0 | 0 | 0 | 0 | 396 |
| 09/17/11 | Akron | 45 | 164 | 4 | 20 | 13 | 178 | 1 | 50 | 13-21-0 | 178 | 1 | 50 | 2 | 39 | 0 | 22 | 3 | 52 | 0 | 24 | 342 |
| 09/22/11 | NC State | 46 | 240 | 3 | 33 | 25 | 263 | 2 | 44 | 25-34-1 | 263 | 2 | 44 | 3 | 49 | 0 | 26 | 2 | 4 | 0 | 5 | 503 |
| 10/01/11 | at Miami (OH) | 40 | 147 | 2 | 17 | 16 | 251 | 1 | 72 | 16-30-2 | 251 | 1 | 72 | 1 | 29 | 0 | 29 | 4 | 36 | 0 | 21 | 398 |
| 10/15/11 | Louisville | 36 | 178 | 2 | 50 | 18 | 152 | 1 | 34 | 18-26-1 | 152 | 1 | 34 | 3 | 50 | 0 | 36 | 3 | 0 | 0 | 0 | 330 |
| 10/22/11 | at USF | 34 | 118 | 2 | 14 | 26 | 389 | 3 | 39 | 26-41-2 | 389 | 3 | 39 | 5 | 117 | 0 | 37 | 0 | 0 | 0 | 0 | 507 |
| 11/05/11 | at Pittsburgh | 37 | 152 | 2 | 53 | 19 | 214 | 0 | 44 | 19-32-2 | 214 | 0 | 44 | 6 | 112 | 0 | 35 | 1 | 0 | 0 | 0 | 366 |
| 11/12/11 | West Virginia | 33 | 190 | 3 | 65 | 17 | 214 | 0 | 45 | 17-32-1 | 214 | 0 | 45 | 4 | 70 | 0 | 22 | 1 | 6 | 0 | 6 | 404 |
| 11/19/11 | at Rutgers | 28 | 67 | 0 | 16 | 12 | 158 | 0 | 23 | 12-31-1 | 158 | 0 | 23 | 5 | 106 | 0 | 24 | 1 | 4 | 0 | 4 | 225 |
| 11/26/11 | at Syracuse | 42 | 189 | 1 | 48 | 15 | 179 | 2 | 69 | 15-25-0 | 179 | 2 | 69 | 4 | 139 | 0 | 74 | 3 | 58 | 0 | 34 | 368 |
| 12/03/11 | Connecticut | 40 | 102 | 0 | 13 | 15 | 217 | 3 | 36 | 15-35-2 | 217 | 3 | 36 | 6 | 169 | 0 | 43 | 4 | 21 | 0 | 13 | 319 |
| 12/31/11 | vs. Vanderbilt | 44 | 221 | 2 | 69 | 12 | 80 | 1 | 13 | 12-29-2 | 80 | 1 | 13 | 2 | 120 | 1 | 90 | 2 | -1 | 0 | 0 | 301 |
| | Totals | 500 | 2321 | 28 | 69 | 223 | 2699 | 20 | 72 | 223-392-14 | 2699 | 20 | 72 | 49 | 1181 | 1 | 90 | 26 | 186 | 0 | 34 | 5020 |
| | Opponent | 457 | 1239 | 10 | 36 | 291 | 3394 | 17 | 87 | 291-483-16 | 3394 | 17 | 87 | 72 | 1361 | 0 | 42 | 21 | 144 | 0 | 40 | 4633 |

| Date | Opponent | TACKLES | | | | SACKS No-Yds | FUMBLE | | PASS | | | BLKD Kick | KICKS Att-Mad | XPTS | | Saf | Pts |
|----------|----------------|---------|------|-------|-----------|-----------------|--------|--------|---------|-----|-----|--------------|------------------|------|-----|-----|-----|
| | | Solo | Asst | Total | TFL-Yds | | FF | FR-Yds | Int-Yds | QBH | Brk | | | Run | Rcv | | |
| 09/03/11 | Austin Peay | 54 | 6 | 60 | 8.0-22 | 2.0-14 | 3 | 3-0 | 2-32 | 1 | 3 | 0 | 10-9 | 0 | 0 | 0 | 72 |
| 09/10/11 | at Tennessee | 45 | 44 | 89 | 7.0-15 | 0.0-0 | 2 | 2-0 | 0-0 | 1 | 1 | 0 | 2-2 | 0 | 0 | 0 | 23 |
| 09/17/11 | Akron | 31 | 42 | 73 | 5.0-27 | 3.0-25 | 2 | 2-54 | 4-103 | 0 | 10 | 0 | 8-8 | 0 | 0 | 0 | 59 |
| 09/22/11 | NC State | 27 | 48 | 75 | 12.0-56 | 7.0-47 | 2 | 1-0 | 2-16 | 0 | 3 | 0 | 5-5 | 0 | 0 | 0 | 44 |
| 10/01/11 | at Miami (OH) | 55 | 10 | 65 | 12.0-68 | 5.0-47 | 1 | 1-17 | 1-43 | 5 | 1 | 0 | 4-3 | 0 | 0 | 0 | 27 |
| 10/15/11 | Louisville | 26 | 56 | 82 | 7.0-26 | 4.0-20 | 0 | 0-0 | 1-6 | 7 | 6 | 0 | 2-2 | 0 | 1 | 0 | 25 |
| 10/22/11 | at USF | 50 | 24 | 74 | 5.0-36 | 2.0-28 | 1 | 3-0 | 1-0 | 0 | 0 | 0 | 5-4 | 0 | 0 | 0 | 37 |
| 11/05/11 | at Pittsburgh | 46 | 31 | 77 | 9.0-44 | 3.0-26 | 1 | 1-0 | 1-12 | 6 | 4 | 0 | 2-2 | 0 | 0 | 0 | 26 |
| 11/12/11 | West Virginia | 43 | 30 | 73 | 13.0-49 | 5.0-27 | 2 | 1--7 | 0-0 | 2 | 4 | 1 | 3-3 | 0 | 0 | 0 | 21 |
| 11/19/11 | at Rutgers | 32 | 64 | 96 | 8.0-43 | 3.0-26 | 1 | 0-0 | 0-0 | 0 | 6 | 0 | 0-0 | 0 | 0 | 0 | 3 |
| 11/26/11 | at Syracuse | 57 | 6 | 63 | 8.0-21 | 4.0-13 | 2 | 0-0 | 1-0 | 4 | 4 | 0 | 3-3 | 0 | 0 | 0 | 30 |
| 12/03/11 | Connecticut | 32 | 54 | 86 | 13.0-63 | 6.0-45 | 2 | 2-0 | 1-15 | 3 | 6 | 0 | 5-5 | 0 | 0 | 0 | 35 |
| 12/31/11 | vs. Vanderbilt | 35 | 32 | 67 | 5.0-14 | 2.0-7 | 1 | 1-0 | 2-17 | 0 | 4 | 0 | 4-4 | 0 | 0 | 0 | 31 |
| | Totals | 533 | 447 | 980 | 112.0-484 | 46.0-325 | 20 | 17-64 | 16-244 | 29 | 52 | 1 | 53-50 | 0 | 1 | 0 | 433 |
| | Opponent | 519 | 357 | 876 | 85.0-317 | 21.0-153 | 8 | 7-0 | 14-142 | 25 | 44 | 6 | 28-28 | 0 | 1 | 0 | 264 |

| Date | Opponent | PUNTING | | | | | | | | | FIELD GOALS | | | KICKOFFS | | | | |
|----------|-----------------|-----------|-------------|-------------|-----------|----------|----------|-----------|-----------|-----------|--------------|-----------|----------|-----------|-------------|-------------|----------|----------|
| | | No | Yds | Avg | Long | Blkd | TB | FC | 50+ | I20 | Att-Made | Lg | Blkd | No | Yds | Avg | TB | OB |
| 09/03/11 | Austin Peay | 0 | 0 | 0.0 | 0 | 0 | 0 | 0 | 0 | 0 | 1-1 | 39 | 0 | 12 | 764 | 63.7 | 2 | 0 |
| 09/10/11 | at Tennessee | 3 | 126 | 42.0 | 51 | 0 | 1 | 0 | 1 | 1 | 2-1 | 23 | 1 | 5 | 312 | 62.4 | 0 | 1 |
| 09/17/11 | Akron | 3 | 123 | 41.0 | 53 | 0 | 0 | 1 | 1 | 3 | 2-1 | 47 | 1 | 10 | 667 | 66.7 | 1 | 1 |
| 09/22/11 | NC State | 3 | 179 | 59.7 | 76 | 0 | 0 | 0 | 2 | 2 | 3-3 | 48 | 0 | 9 | 586 | 65.1 | 1 | 1 |
| 10/01/11 | at Miami (OH) | 7 | 297 | 42.4 | 59 | 0 | 1 | 0 | 1 | 3 | 0-0 | 0 | 0 | 5 | 289 | 57.8 | 1 | 0 |
| 10/15/11 | Louisville | 7 | 275 | 39.3 | 59 | 1 | 1 | 1 | 1 | 2 | 1-1 | 21 | 0 | 5 | 319 | 63.8 | 1 | 0 |
| 10/22/11 | at USF | 4 | 214 | 53.5 | 64 | 0 | 1 | 0 | 2 | 2 | 2-1 | 43 | 0 | 7 | 431 | 61.6 | 0 | 0 |
| 11/05/11 | at Pittsburgh | 5 | 219 | 43.8 | 49 | 0 | 0 | 1 | 0 | 1 | 4-4 | 41 | 0 | 7 | 444 | 63.4 | 0 | 1 |
| 11/12/11 | West Virginia | 6 | 256 | 42.7 | 61 | 0 | 0 | 1 | 2 | 1 | 2-0 | 0 | 1 | 4 | 242 | 60.5 | 0 | 0 |
| 11/19/11 | at Rutgers | 7 | 300 | 42.9 | 55 | 0 | 1 | 2 | 1 | 4 | 1-1 | 47 | 0 | 2 | 120 | 60.0 | 1 | 0 |
| 11/26/11 | at Syracuse | 4 | 216 | 54.0 | 61 | 0 | 1 | 1 | 3 | 3 | 4-3 | 48 | 0 | 7 | 478 | 68.3 | 1 | 0 |
| 12/03/11 | Connecticut | 8 | 285 | 35.6 | 55 | 0 | 1 | 2 | 1 | 3 | 0-0 | 0 | 0 | 6 | 400 | 66.7 | 1 | 0 |
| 12/31/11 | vs. Vanderbilt | 7 | 300 | 42.9 | 61 | 0 | 1 | 0 | 2 | 1 | 3-1 | 44 | 1 | 6 | 377 | 62.8 | 0 | 0 |
| | Totals | 64 | 2790 | 43.6 | 76 | 1 | 8 | 9 | 17 | 26 | 25-17 | 48 | 4 | 85 | 5429 | 63.9 | 9 | 4 |
| | Opponent | 80 | 3133 | 39.2 | 61 | 0 | 7 | 25 | 11 | 17 | 25-20 | 53 | 1 | 58 | 3733 | 64.4 | 8 | 1 |

INDIVIDUAL SEASON/CAREER STATS

| SEASON | | | | | | | | | | CAREER | | | | | | | | | |
|-----------------|----|--------|--------------|------|-------|-------|-------|-------|-------|--------|--------|--------------|------|-------|-------|-------|-------|-------|--|
| Rushing | gp | att | gain | loss | net | avg | td | lg | avg/g | gp | att | gain | loss | net | avg | td | lg | avg/g | |
| PEAD, Isaiah | 13 | 237 | 1338 | 79 | 1259 | 5.3 | 12 | 65 | 96.8 | 44 | 545 | 3447 | 159 | 3288 | 6.0 | 27 | 80 | 74.7 | |
| COLLAROS, Zach | 10 | 84 | 360 | 126 | 234 | 2.8 | 8 | 17 | 23.4 | 41 | 268 | 1240 | 431 | 809 | 3.0 | 16 | 75 | 19.7 | |
| WINN, George | 13 | 40 | 220 | 1 | 219 | 5.5 | 2 | 69 | 16.8 | 24 | 78 | 391 | 15 | 376 | 4.8 | 2 | 69 | 15.7 | |
| LEGAUX, Munchie | 11 | 41 | 241 | 56 | 185 | 4.5 | 2 | 65 | 16.8 | 18 | 41 | 241 | 56 | 185 | 4.5 | 2 | 65 | 10.3 | |
| LUALLEN, Jordan | 7 | 22 | 156 | 21 | 135 | 6.1 | 1 | 48 | 19.3 | 7 | 22 | 156 | 21 | 135 | 6.1 | 1 | 48 | 19.3 | |
| POTEAT, Jameel | 10 | 23 | 109 | 1 | 108 | 4.7 | 1 | 13 | 10.8 | 10 | 23 | 109 | 1 | 108 | 4.7 | 1 | 13 | 10.8 | |
| FEARING, Adam | 2 | 7 | 46 | 0 | 46 | 6.6 | 1 | 14 | 23.0 | 3 | 9 | 52 | 0 | 52 | 5.8 | 1 | 14 | 17.3 | |
| TEAGUE, Akise | 2 | 8 | 42 | 0 | 42 | 5.2 | 1 | 20 | 21.0 | 2 | 8 | 42 | 0 | 42 | 5.2 | 1 | 20 | 21.0 | |
| ABERNATHY, RD | 13 | 14 | 52 | 14 | 38 | 2.7 | 0 | 10 | 2.9 | 13 | 14 | 52 | 14 | 38 | 2.7 | 0 | 10 | 2.9 | |
| WOODS, DJ | 13 | 4 | 36 | 0 | 36 | 9.0 | 0 | 24 | 2.8 | 51 | 15 | 135 | 12 | 123 | 8.2 | 2 | 40 | 2.4 | |
| KAY, Brendon | 3 | 3 | 23 | 1 | 22 | 7.3 | 0 | 16 | 7.3 | 6 | 9 | 61 | 1 | 60 | 6.7 | 0 | 16 | 10.0 | |
| KING, Anthony | 13 | 7 | 32 | 20 | 12 | 1.7 | 0 | 11 | 0.9 | 13 | 7 | 32 | 20 | 12 | 1.7 | 0 | 11 | 0.9 | |
| MCCLUNG, A. | 13 | 1 | 4 | 0 | 4 | 4.0 | 0 | 4 | 0.3 | 23 | 1 | 4 | 0 | 4 | 4.0 | 0 | 4 | 0.2 | |
| TEAM | 8 | 9 | 0 | 19 | -19 | -2.1 | 0 | 0 | -2.4 | | | | | | | | | | |
| Total | 13 | 500 | 2659 | 338 | 2321 | 4.6 | 28 | 69 | 178.5 | | | | | | | | | | |
| Opponents | 13 | 457 | 1748 | 509 | 1239 | 2.7 | 10 | 36 | 95.3 | | | | | | | | | | |
| Passing | gp | effic | comp-att-int | pct | yds | td | lg | avg/g | | gp | effic | comp-att-int | pct | yds | td | lg | avg/g | | |
| COLLAROS, Zach | 10 | 131.79 | 166-272-10 | 61.0 | 1940 | 15 | 72 | 194.0 | | 41 | 144.14 | 485-783-26 | 61.9 | 6278 | 51 | 81 | 153.1 | | |
| LEGAUX, Munchie | 11 | 108.98 | 55-116-4 | 47.4 | 749 | 5 | 69 | 68.1 | | 18 | 108.98 | 55-116-4 | 47.4 | 749 | 5 | 69 | 41.6 | | |
| LUALLEN, Jordan | 7 | 71.00 | 2-4-0 | 50.0 | 10 | 0 | 9 | 1.4 | | 7 | 71.00 | 2-4-0 | 50.0 | 10 | 0 | 9 | 1.4 | | |
| Total | 13 | 124.42 | 223-392-14 | 56.9 | 2699 | 20 | 72 | 207.6 | | | | | | | | | | | |
| Opponents | 13 | 124.26 | 291-483-16 | 60.2 | 3394 | 17 | 87 | 261.1 | | | | | | | | | | | |
| Receiving | gp | no. | yds | avg | td | lg | avg/g | | | gp | no. | yds | avg | td | lg | avg/g | | | |
| MCCLUNG, A. | 13 | 49 | 683 | 13.9 | 6 | 36 | 52.5 | | | 23 | 71 | 900 | 12.7 | 8 | 36 | 39.1 | | | |
| THOMPkins, K. | 13 | 44 | 536 | 12.2 | 2 | 44 | 41.2 | | | 13 | 44 | 536 | 12.2 | 2 | 44 | 41.2 | | | |
| PEAD, Isaiah | 13 | 39 | 319 | 8.2 | 3 | 69 | 24.5 | | | 44 | 87 | 721 | 8.3 | 6 | 69 | 16.4 | | | |
| WOODS, DJ | 13 | 37 | 450 | 12.2 | 2 | 50 | 34.6 | | | 51 | 159 | 2156 | 13.6 | 14 | 69 | 42.3 | | | |
| CHISUM, Alex | 13 | 19 | 302 | 15.9 | 2 | 30 | 23.2 | | | 13 | 19 | 302 | 15.9 | 2 | 30 | 23.2 | | | |
| KELCE, Travis | 11 | 13 | 150 | 11.5 | 2 | 30 | 13.6 | | | 22 | 14 | 153 | 10.9 | 2 | 30 | 7.0 | | | |
| ROBINSON, A. | 13 | 12 | 183 | 15.2 | 3 | 72 | 14.1 | | | 39 | 29 | 434 | 15.0 | 5 | 72 | 11.1 | | | |
| WASHINGTON, S. | 5 | 3 | 14 | 4.7 | 0 | 8 | 2.8 | | | 5 | 3 | 14 | 4.7 | 0 | 8 | 2.8 | | | |
| ANNEN, Blake | 10 | 2 | 33 | 16.5 | 0 | 27 | 3.3 | | | 21 | 2 | 33 | 16.5 | 0 | 27 | 1.6 | | | |
| WINN, George | 13 | 2 | 6 | 3.0 | 0 | 7 | 0.5 | | | 24 | 4 | 31 | 7.8 | 0 | 19 | 1.3 | | | |
| MILLIGAN, Danny | 12 | 1 | 15 | 15.0 | 0 | 15 | 1.2 | | | 24 | 1 | 15 | 15.0 | 0 | 15 | 0.6 | | | |
| WOODARD, Orion | 13 | 1 | 12 | 12.0 | 0 | 12 | 0.9 | | | 51 | 3 | 30 | 10.0 | 0 | 12 | 0.6 | | | |
| ABERNATHY, RD | 13 | 1 | -4 | -4.0 | 0 | 0 | -0.3 | | | 13 | 1 | -4 | -4.0 | 0 | 0 | -0.3 | | | |
| Total | 13 | 223 | 2699 | 12.1 | 20 | 72 | 207.6 | | | | | | | | | | | | |
| Opponents | 13 | 291 | 3394 | 11.7 | 17 | 87 | 261.1 | | | | | | | | | | | | |
| Total Offense | q | plays | rush | pass | total | avg/g | | | | q | plays | rush | pass | total | avg/g | | | | |
| COLLAROS, Zach | 10 | 356 | 234 | 1940 | 2174 | 217.4 | | | | 41 | 1051 | 809 | 6278 | 7087 | 172.9 | | | | |
| PEAD, Isaiah | 13 | 237 | 1259 | 0 | 1259 | 96.8 | | | | 44 | 545 | 3288 | 0 | 3288 | 74.7 | | | | |
| LEGAUX, Munchie | 11 | 157 | 185 | 749 | 934 | 84.9 | | | | 18 | 157 | 185 | 749 | 934 | 51.9 | | | | |
| WINN, George | 13 | 40 | 219 | 0 | 219 | 16.8 | | | | 24 | 78 | 376 | 0 | 376 | 15.7 | | | | |
| LUALLEN, Jordan | 7 | 26 | 135 | 10 | 145 | 20.7 | | | | 7 | 26 | 135 | 10 | 145 | 20.7 | | | | |
| POTEAT, Jameel | 10 | 23 | 108 | 0 | 108 | 10.8 | | | | 10 | 23 | 108 | 0 | 108 | 10.8 | | | | |
| FEARING, Adam | 2 | 7 | 46 | 0 | 46 | 23.0 | | | | 3 | 9 | 52 | 0 | 52 | 17.3 | | | | |
| TEAGUE, Akise | 2 | 8 | 42 | 0 | 42 | 21.0 | | | | 2 | 8 | 42 | 0 | 42 | 21.0 | | | | |
| ABERNATHY, RD | 13 | 14 | 38 | 0 | 38 | 2.9 | | | | 13 | 14 | 38 | 0 | 38 | 2.9 | | | | |
| WOODS, DJ | 13 | 4 | 36 | 0 | 36 | 2.8 | | | | 51 | 15 | 123 | 0 | 123 | 2.4 | | | | |
| KAY, Brendon | 3 | 3 | 22 | 0 | 22 | 7.3 | | | | 6 | 17 | 60 | 47 | 107 | 17.8 | | | | |
| KING, Anthony | 13 | 7 | 12 | 0 | 12 | 0.9 | | | | 13 | 7 | 12 | 0 | 12 | 0.9 | | | | |
| MCCLUNG, A. | 13 | 1 | 4 | 0 | 4 | 0.3 | | | | 23 | 1 | 4 | 0 | 4 | 0.2 | | | | |
| TEAM | 8 | 9 | -19 | 0 | -19 | -2.4 | | | | | | | | | | | | | |
| Total | 13 | 892 | 2321 | 2699 | 5020 | 386.2 | | | | | | | | | | | | | |
| Opponents | 13 | 940 | 1239 | 3394 | 4633 | 356.4 | | | | | | | | | | | | | |

INDIVIDUAL SEASON/CAREER STATS

| SEASON | | | | | | | CAREER | | | | | | | | | | | |
|-----------------|----|-------|-------|------|-----|------|--------|-----|-----|----|-------|-------|------|-----|------|-----|-----|-----|
| Scoring | td | fg | PAT | | | | dxp | saf | pts | td | fg | PAT | | | | dxp | saf | pts |
| | | | kick | rush | rcv | pass | | | | | | kick | rush | rcv | pass | | | |
| MILIANO, Tony | - | 17-25 | 47-50 | - | - | - | - | - | 98 | - | 17-25 | 47-50 | - | - | - | - | - | 98 |
| PEAD, Isaiah | 15 | - | - | - | - | - | - | - | 90 | 33 | - | - | - | - | - | - | - | 198 |
| COLLAROS, Zach | 8 | - | - | - | - | 1-2 | - | - | 48 | 16 | - | - | - | - | 1-4 | - | - | 96 |
| MCCLUNG, A. | 6 | - | - | - | - | - | - | - | 36 | 8 | - | - | - | - | - | - | - | 48 |
| ROBINSON, A. | 3 | - | - | - | 1 | - | - | - | 20 | 5 | - | - | - | 1 | - | - | - | 32 |
| LEGAUX, Munchie | 2 | - | - | - | - | - | - | - | 12 | 2 | - | - | - | - | - | - | - | 12 |
| CHISUM, Alex | 2 | - | - | - | - | - | - | - | 12 | 2 | - | - | - | - | - | - | - | 12 |
| WINN, George | 2 | - | - | - | - | - | - | - | 12 | 2 | - | - | - | - | - | - | - | 12 |
| KELCE, Travis | 2 | - | - | - | - | - | - | - | 12 | 4 | - | - | - | - | - | - | - | 24 |
| WOODS, DJ | 2 | - | - | - | - | - | - | - | 12 | 16 | - | - | - | - | - | - | - | 96 |
| THOMPCKINS, K. | 2 | - | - | - | - | - | - | - | 12 | 2 | - | - | - | - | - | - | - | 12 |
| SCHAFER, JK | 1 | - | - | - | - | - | - | - | 6 | 1 | - | - | - | - | - | - | - | 6 |
| ABERNATHY, RD | 1 | - | - | - | - | - | - | - | 6 | 1 | - | - | - | - | - | - | - | 6 |
| BATTLE, D. | 1 | - | - | - | - | - | - | - | 6 | 1 | - | - | - | - | - | - | - | 6 |
| TEAGUE, Akise | 1 | - | - | - | - | - | - | - | 6 | 1 | - | - | - | - | - | - | - | 6 |
| LUALLEN, Jordan | 1 | - | - | - | - | - | - | - | 6 | 1 | - | - | - | - | - | - | - | 6 |
| FREY, Drew | 1 | - | - | - | - | - | - | - | 6 | 1 | - | - | - | - | - | - | - | 6 |
| POTEAT, Jameel | 1 | - | - | - | - | - | - | - | 6 | 1 | - | - | - | - | - | - | - | 6 |
| STEWART, Walter | 1 | - | - | - | - | - | - | - | 6 | 1 | - | - | - | - | - | - | - | 6 |
| BOMAR, Maalik | 1 | - | - | - | - | - | - | - | 6 | 1 | - | - | - | - | - | - | - | 6 |
| CHEATHAM, C. | 1 | - | - | - | - | - | - | - | 6 | 1 | - | - | - | - | - | - | - | 6 |
| FEARING, Adam | 1 | - | - | - | - | - | - | - | 6 | 1 | - | - | - | - | - | - | - | 6 |
| POPHAM, Shane | - | - | 3-3 | - | - | - | - | - | 3 | - | - | 3-3 | - | - | - | - | - | 3 |
| Total | 55 | 17-25 | 50-53 | - | 1 | 1-2 | - | - | 433 | | | | | | | | | |
| Opponents | 29 | 20-25 | 28-28 | - | 1 | 1-1 | - | - | 264 | | | | | | | | | |

| Punt Returns | | | | | | | | | | | |
|-----------------|-----|-----|------|----|----|--|-----|-----|-----|----|----|
| | no. | yds | avg | td | lg | | no. | yds | avg | td | lg |
| WOODS, DJ | 11 | 71 | 6.5 | 0 | 24 | | 45 | 375 | 8.3 | 0 | 40 |
| PEAD, Isaiah | 8 | 74 | 9.2 | 0 | 34 | | 8 | 74 | 9.2 | 0 | 34 |
| MILLIGAN, Danny | 6 | 42 | 7.0 | 0 | 16 | | 6 | 42 | 7.0 | 0 | 16 |
| TEAM | 1 | -1 | -1.0 | 0 | 0 | | | | | | |
| Total | 26 | 186 | 7.2 | 0 | 34 | | | | | | |
| Opponents | 21 | 144 | 6.9 | 0 | 40 | | | | | | |

| Kick Returns | | | | | | | | | | | |
|----------------|-----|------|------|----|----|--|-----|------|------|----|----|
| | no. | yds | avg | td | lg | | no. | yds | avg | td | lg |
| ABERNATHY, RD | 39 | 1034 | 26.5 | 1 | 90 | | 39 | 1034 | 26.5 | 1 | 90 |
| POTEAT, Jameel | 3 | 67 | 22.3 | 0 | 28 | | 3 | 67 | 22.3 | 0 | 28 |
| LEWIS, Dyjuan | 2 | 22 | 11.0 | 0 | 22 | | 2 | 22 | 11.0 | 0 | 22 |
| FEARING, Adam | 2 | 25 | 12.5 | 0 | 17 | | 2 | 25 | 12.5 | 0 | 17 |
| DRANE, Deven | 1 | 20 | 20.0 | 0 | 20 | | 1 | 20 | 20.0 | 0 | 20 |
| WOODARD, Orion | 1 | 0 | 0.0 | 0 | 0 | | 1 | 0 | 0.0 | 0 | 0 |
| KELCE, Travis | 1 | 13 | 13.0 | 0 | 13 | | 1 | 13 | 13.0 | 0 | 13 |
| Total | 49 | 1181 | 24.1 | 1 | 90 | | | | | | |
| Opponents | 72 | 1361 | 18.9 | 0 | 42 | | | | | | |

| Interceptions | | | | | | | | | | | |
|-----------------|-----|-----|------|----|----|--|-----|-----|------|----|----|
| | no. | yds | avg | td | lg | | no. | yds | avg | td | lg |
| SCHAFER, JK | 3 | 41 | 13.7 | 0 | 16 | | 7 | 64 | 9.1 | 0 | 16 |
| CHEATHAM, C. | 3 | 70 | 23.3 | 1 | 53 | | 4 | 71 | 17.8 | 1 | 53 |
| DRANE, Deven | 3 | 43 | 14.3 | 0 | 43 | | 3 | 43 | 14.3 | 0 | 43 |
| BATTLE, D. | 2 | 42 | 21.0 | 1 | 36 | | 4 | 42 | 10.5 | 1 | 36 |
| FREY, Drew | 2 | 15 | 7.5 | 1 | 15 | | 6 | 30 | 5.0 | 1 | 15 |
| RICHARDSON, W. | 1 | 0 | 0.0 | 0 | 0 | | 1 | 0 | 0.0 | 0 | 0 |
| ROBERSON, Aaron | 1 | 21 | 21.0 | 0 | 21 | | 1 | 21 | 21.0 | 0 | 21 |
| TEMPLE, Nick | 1 | 12 | 12.0 | 0 | 12 | | 1 | 12 | 12.0 | 0 | 12 |
| Total | 16 | 244 | 15.2 | 3 | 53 | | | | | | |
| Opponents | 14 | 142 | 10.1 | 1 | 63 | | | | | | |

INDIVIDUAL SEASON/CAREER STATS

| SEASON | | | | | | CAREER | | | | | |
|-----------------|-----|-----|------|----|----|--------|-----|------|----|----|--|
| Fumble Returns | no. | yds | avg | td | lg | no. | yds | avg | td | lg | |
| SCHAFFER, JK | 2 | 17 | 8.5 | 1 | 17 | 2 | 17 | 8.5 | 1 | 17 | |
| WOLFE, Derek | 1 | 0 | 0.0 | 0 | 0 | 1 | 0 | 0.0 | 0 | 0 | |
| MILLS, Brandon | 1 | 0 | 0.0 | 0 | 0 | 1 | 0 | 0.0 | 0 | 0 | |
| BOMAR, Maalik | 1 | 54 | 54.0 | 1 | 54 | 1 | 54 | 54.0 | 1 | 54 | |
| STEWART, Walter | 0 | 0 | 0.0 | 1 | 0 | 0 | 0 | 0.0 | 1 | 0 | |
| JACKSON, Dwight | 0 | -7 | 0.0 | 0 | 0 | 0 | -7 | 0.0 | 0 | 0 | |
| Total | 5 | 64 | 12.8 | 3 | 54 | | | | | | |
| Opponents | 1 | 0 | 0.0 | 1 | 0 | | | | | | |

| All Purpose | g | rush | rcv | pr | kr | ir | total | avg/g | g | rush | rcv | pr | kr | ir | total | avg/g |
|----------------|----|------|------|-----|------|-----|-------|-------|----|------|------|-----|------|----|-------|-------|
| PEAD, Isaiah | 13 | 1259 | 319 | 74 | 0 | 0 | 1652 | 127.1 | 44 | 3288 | 721 | 74 | 21 | 0 | 4104 | 93.3 |
| ABERNATHY, R | 13 | 38 | -4 | 0 | 1034 | 0 | 1068 | 82.2 | 13 | 38 | -4 | 0 | 1034 | 0 | 1068 | 82.2 |
| MCCLUNG, A. | 13 | 4 | 683 | 0 | 0 | 0 | 687 | 52.8 | 23 | 4 | 900 | 6 | 198 | 0 | 1108 | 48.2 |
| WOODS, DJ | 13 | 36 | 450 | 71 | 0 | 0 | 557 | 42.8 | 51 | 123 | 2156 | 375 | 751 | 0 | 3405 | 66.8 |
| THOMPCKINS, K. | 13 | 0 | 536 | 0 | 0 | 0 | 536 | 41.2 | 13 | 0 | 536 | 0 | 0 | 0 | 536 | 41.2 |
| CHISUM, Alex | 13 | 0 | 302 | 0 | 0 | 0 | 302 | 23.2 | 13 | 0 | 302 | 0 | 0 | 0 | 302 | 23.2 |
| COLLAROS, Zac | 10 | 234 | 0 | 0 | 0 | 0 | 234 | 23.4 | 41 | 809 | 0 | 0 | 0 | 0 | 809 | 19.7 |
| WINN, George | 13 | 219 | 6 | 0 | 0 | 0 | 225 | 17.3 | 24 | 376 | 31 | 0 | 0 | 0 | 407 | 17.0 |
| LEGAUX, Munch | 11 | 185 | 0 | 0 | 0 | 0 | 185 | 16.8 | 18 | 185 | 18 | 0 | 0 | 0 | 203 | 11.3 |
| ROBINSON, A. | 13 | 0 | 183 | 0 | 0 | 0 | 183 | 14.1 | 39 | 0 | 434 | 0 | 0 | 0 | 434 | 11.1 |
| POTEAT, Jameel | 10 | 108 | 0 | 0 | 67 | 0 | 175 | 17.5 | 10 | 108 | 0 | 0 | 67 | 0 | 175 | 17.5 |
| KELCE, Travis | 11 | 0 | 150 | 0 | 13 | 0 | 163 | 14.8 | 22 | 47 | 153 | 0 | 13 | 0 | 213 | 9.7 |
| LUALLEN, Jorda | 7 | 135 | 0 | 0 | 0 | 0 | 135 | 19.3 | 7 | 135 | 0 | 0 | 0 | 0 | 135 | 19.3 |
| FEARING, Adam | 2 | 46 | 0 | 0 | 25 | 0 | 71 | 35.5 | 3 | 52 | 0 | 0 | 25 | 0 | 77 | 25.7 |
| CHEATHAM, C. | 13 | 0 | 0 | 0 | 0 | 70 | 70 | 5.4 | 38 | 0 | 0 | 0 | 0 | 71 | 71 | 1.9 |
| DRANE, Deven | 13 | 0 | 0 | 0 | 20 | 43 | 63 | 4.8 | 21 | 0 | 0 | 0 | 20 | 43 | 63 | 3.0 |
| MILLIGAN, Dann | 12 | 0 | 15 | 42 | 0 | 0 | 57 | 4.8 | 24 | 0 | 15 | 42 | 0 | 0 | 57 | 2.4 |
| BATTLE, D. | 6 | 0 | 0 | 0 | 0 | 42 | 42 | 7.0 | 35 | 0 | 0 | 0 | 0 | 42 | 42 | 1.2 |
| TEAGUE, Akise | 2 | 42 | 0 | 0 | 0 | 0 | 42 | 21.0 | 2 | 42 | 0 | 0 | 0 | 0 | 42 | 21.0 |
| SCHAFFER, JK | 13 | 0 | 0 | 0 | 0 | 41 | 41 | 3.2 | 50 | 0 | 0 | 0 | 0 | 64 | 64 | 1.3 |
| ANNEN, Blake | 10 | 0 | 33 | 0 | 0 | 0 | 33 | 3.3 | 21 | 0 | 33 | 0 | 0 | 0 | 33 | 1.6 |
| KAY, Brendon | 3 | 22 | 0 | 0 | 0 | 0 | 22 | 7.3 | 6 | 60 | 0 | 0 | 0 | 0 | 60 | 10.0 |
| LEWIS, Dyjuan | 10 | 0 | 0 | 0 | 22 | 0 | 22 | 2.2 | 10 | 0 | 0 | 0 | 22 | 0 | 22 | 2.2 |
| ROBERSON, Aar | 11 | 0 | 0 | 0 | 0 | 21 | 21 | 1.9 | 19 | 0 | 0 | 0 | 0 | 21 | 21 | 1.1 |
| FREY, Drew | 13 | 0 | 0 | 0 | 0 | 15 | 15 | 1.2 | 40 | 0 | 0 | 0 | 0 | 30 | 30 | 0.8 |
| WASHINGTON, | 5 | 0 | 14 | 0 | 0 | 0 | 14 | 2.8 | 5 | 0 | 14 | 0 | 0 | 0 | 14 | 2.8 |
| WOODARD, Orio | 13 | 0 | 12 | 0 | 0 | 0 | 12 | 0.9 | 51 | 0 | 30 | 0 | 0 | 0 | 30 | 0.6 |
| KING, Anthony | 13 | 12 | 0 | 0 | 0 | 0 | 12 | 0.9 | 13 | 12 | 0 | 0 | 0 | 0 | 12 | 0.9 |
| TEMPLE, Nick | 13 | 0 | 0 | 0 | 0 | 12 | 12 | 0.9 | 13 | 0 | 0 | 0 | 0 | 12 | 12 | 0.9 |
| TEAM | 8 | -19 | 0 | -1 | 0 | 0 | -20 | -2.5 | | | | | | | | |
| Total | 13 | 2321 | 2699 | 186 | 1181 | 244 | 6631 | 510.1 | | | | | | | | |
| Opponents | 13 | 1239 | 3394 | 144 | 1361 | 142 | 6280 | 483.1 | | | | | | | | |

| Field Goals | att | good | long | blkd | att | good | long | blkd |
|---------------|-----|------|------|------|-----|------|------|------|
| MILIANO, Tony | 25 | 17 | 48 | 4 | 25 | 17 | 48 | 4 |
| Total | 25 | 17 | 48 | 4 | | | | |
| Opponents | 25 | 20 | 53 | 1 | | | | |

| Punting | no. | yds | avg | lg | blk | no. | yds | avg | lg | blk |
|----------------|-----|------|------|----|-----|-----|------|------|----|-----|
| O'DONNELL, Pat | 63 | 2760 | 43.8 | 76 | 0 | 115 | 4938 | 42.9 | 76 | 0 |
| TEAM | 1 | 30 | 30.0 | 30 | 1 | | | | | |
| Total | 64 | 2790 | 43.6 | 76 | 1 | | | | | |
| Opponents | 80 | 3133 | 39.2 | 61 | 0 | | | | | |

| Kickoffs | no. | yds | avg | tb | ob | no. | yds | avg | tb | ob |
|----------------|-----|------|------|----|----|-----|------|------|----|----|
| O'DONNELL, Pat | 61 | 3915 | 64.2 | 7 | 2 | 61 | 3915 | 64.2 | 7 | 2 |
| MILIANO, Tony | 22 | 1399 | 63.6 | 2 | 2 | 22 | 1399 | 63.6 | 2 | 2 |
| POPHAM, Shane | 2 | 115 | 57.5 | 0 | 0 | 2 | 115 | 57.5 | 0 | 0 |
| Total | 85 | 5429 | 63.9 | 9 | 4 | | | | | |
| Opponents | 58 | 3733 | 64.4 | 8 | 1 | | | | | |

INDIVIDUAL SEASON/CAREER STATS

| SEASON | | | | | | | | | | | | | CAREER | | | | | | | | | | | | |
|-----------|-------------------|----|-----|-----|-------|------|------|-----|-----|----|----|-----|--------|-----|-----|-------|------|------|-----|-----|----|----|-----|--|--|
| ## | Defensive Leaders | gp | ua | a | total | tfl | sack | int | pbu | fr | ff | blk | gp | ua | a | total | tfl | sack | int | pbu | fr | ff | blk | | |
| 37 | SCHAFFER, JK | 13 | 52 | 62 | 114 | 13.0 | 4.5 | 3 | 6 | 3 | 3 | . | 50 | 182 | 155 | 337 | 28.0 | 9.0 | 7 | 15 | 3 | 6 | . | | |
| 26 | FREY, Drew | 13 | 43 | 30 | 73 | 2.5 | . | 2 | 8 | . | . | . | 40 | 124 | 75 | 199 | 8.0 | 1.0 | 6 | 13 | . | . | . | | |
| 24 | RICHARDSON, W. | 13 | 37 | 34 | 71 | 0.0 | . | 1 | 4 | . | 1 | . | 13 | 37 | 34 | 71 | 0.0 | . | 1 | 4 | . | 1 | . | | |
| 95 | WOLFE, Derek | 13 | 37 | 33 | 70 | 21.5 | 9.5 | . | 1 | 2 | 2 | . | 45 | 89 | 73 | 162 | 37.0 | 19.5 | . | 2 | 3 | 3 | . | | |
| 4D | BOMAR, Maalik | 13 | 30 | 31 | 61 | 3.5 | 1.0 | . | 3 | 2 | . | . | 34 | 82 | 56 | 138 | 11.5 | 3.0 | . | 3 | 2 | 2 | . | | |
| 21 | CHEATHAM, C. | 13 | 40 | 19 | 59 | 0.5 | . | 3 | 7 | . | . | . | 38 | 77 | 38 | 115 | 2.5 | . | 4 | 12 | . | 1 | . | | |
| 40 | HUGHES, John | 12 | 24 | 27 | 51 | 12.5 | 5.0 | . | 1 | . | . | 1 | 50 | 70 | 71 | 141 | 25.5 | 9.0 | . | 2 | 1 | 1 | 1 | | |
| 20 | WILLIAMS, Chris | 13 | 22 | 24 | 46 | 4.5 | 2.0 | . | 1 | 1 | . | . | 34 | 30 | 29 | 59 | 6.5 | 3.0 | . | 2 | 1 | . | . | | |
| 54 | STEWART, Walter | 13 | 26 | 18 | 44 | 11.0 | 6.0 | . | 8 | 3 | 4 | . | 38 | 104 | 59 | 163 | 27.5 | 12.5 | 1 | 9 | 4 | 6 | . | | |
| 1D | DRANE, Deven | 13 | 30 | 12 | 42 | 2.0 | . | 3 | 9 | 1 | . | . | 21 | 36 | 15 | 51 | 2.0 | . | 3 | 9 | 1 | . | . | | |
| 43 | TEMPLE, Nick | 13 | 19 | 16 | 35 | 2.5 | . | 1 | . | . | 1 | . | 13 | 19 | 16 | 35 | 2.5 | . | 1 | . | . | 1 | . | | |
| 99 | GIORDANO, Dan | 13 | 14 | 20 | 34 | 9.0 | 5.0 | . | 1 | 1 | 1 | . | 38 | 50 | 62 | 112 | 24.0 | 11.5 | . | 3 | 1 | 2 | . | | |
| 94 | STEPP, Jordan | 13 | 21 | 12 | 33 | 2.0 | 0.5 | . | . | . | . | . | 24 | 36 | 17 | 53 | 5.5 | 0.5 | . | . | . | 1 | . | | |
| 58 | MILLS, Brandon | 12 | 17 | 13 | 30 | 7.0 | 5.5 | . | . | 1 | . | . | 37 | 74 | 39 | 113 | 27.5 | 15.0 | . | 1 | 1 | 3 | . | | |
| 84 | WOODARD, Orion | 13 | 15 | 10 | 25 | 0.0 | . | . | . | 1 | . | . | 51 | 30 | 19 | 49 | 0.0 | . | . | . | 2 | . | . | | |
| 9 | BATTLE, D. | 6 | 13 | 10 | 23 | 3.5 | . | 2 | . | . | 1 | . | 35 | 73 | 35 | 108 | 10.5 | 1.0 | 4 | 7 | . | 2 | . | | |
| 87 | TAYLOR, Monte | 13 | 6 | 11 | 17 | 4.0 | 4.0 | . | . | . | 3 | . | 24 | 12 | 12 | 24 | 6.0 | 5.0 | . | . | . | 3 | . | | |
| 8D | WITTY, Adrian | 12 | 10 | 5 | 15 | 0.0 | . | . | 1 | . | 1 | . | 16 | 11 | 5 | 16 | 0.0 | . | . | 1 | . | 1 | . | | |
| 52 | JACKSON, Dwight | 10 | 6 | 9 | 15 | 1.5 | . | . | . | . | 1 | . | 10 | 6 | 9 | 15 | 1.5 | . | . | . | . | 1 | . | | |
| 13 | LAMBERT, Pat | 12 | 9 | 5 | 14 | 0.0 | . | . | 1 | . | . | . | 37 | 25 | 19 | 44 | 1.0 | 0.5 | 1 | 1 | . | . | . | | |
| 45 | TRIGG, Rob | 13 | 7 | 5 | 12 | 4.0 | 2.5 | . | . | . | 2 | . | 36 | 16 | 13 | 29 | 6.5 | 2.5 | . | . | . | 2 | . | | |
| 36 | POOLER, Ben | 6 | 6 | 5 | 11 | 1.0 | . | . | . | 2 | . | . | 6 | 6 | 5 | 11 | 1.0 | . | . | . | 2 | . | . | | |
| 25 | CHENAULT, Arryn | 13 | 4 | 5 | 9 | 0.0 | . | . | 1 | . | . | . | 21 | 8 | 7 | 15 | 0.0 | . | . | 1 | . | . | . | | |
| 31 | HALEY, Reuben | 10 | 3 | 5 | 8 | 0.0 | . | . | . | . | . | . | 25 | 3 | 7 | 10 | 0.0 | . | . | . | 1 | . | . | | |
| 57 | CASSEUS, C. | 2 | 5 | 3 | 8 | 2.0 | . | . | . | . | . | . | 2 | 5 | 3 | 8 | 2.0 | . | . | . | . | . | . | | |
| 32 | WINN, George | 13 | 4 | 4 | 8 | 0.0 | . | . | . | . | . | . | 24 | 5 | 5 | 10 | 0.0 | . | . | . | . | . | . | | |
| 5 | JOHNSON, Reuben | 8 | 3 | 3 | 6 | 1.5 | . | . | . | . | . | . | 31 | 56 | 17 | 73 | 4.5 | 1.0 | 1 | 5 | 1 | . | . | | |
| 81 | HILTON, Tomaz | 12 | 2 | 4 | 6 | 0.0 | . | . | . | . | . | . | 47 | 13 | 15 | 28 | 0.0 | . | . | . | . | . | . | | |
| 46 | MEADOR, Mitch | 13 | 2 | 3 | 5 | 0.5 | 0.5 | . | . | . | . | . | 25 | 5 | 4 | 9 | 0.5 | 0.5 | . | . | . | . | . | | |
| 30 | ROBERSON, Aaron | 11 | 3 | 1 | 4 | 0.0 | . | 1 | . | . | . | . | 19 | 4 | 1 | 5 | 0.0 | . | 1 | . | . | . | . | | |
| 85 | HORNER, Bruce | 13 | 2 | 2 | 4 | 0.0 | . | . | . | . | . | . | 27 | 8 | 2 | 10 | 0.0 | . | . | . | . | . | . | | |
| 90 | BEARD, Camaron | 5 | 2 | 2 | 4 | 0.0 | . | . | . | . | . | . | 5 | 2 | 2 | 4 | 0.0 | . | . | . | . | . | . | | |
| 39 | BEAL, Demitri | 13 | 2 | 1 | 3 | 0.0 | . | . | . | . | . | . | 13 | 2 | 1 | 3 | 0.0 | . | . | . | . | . | . | | |
| 33 | TENTMAN, S. | 5 | 2 | 1 | 3 | 0.0 | . | . | . | . | . | . | 5 | 2 | 1 | 3 | 0.0 | . | . | . | . | . | . | | |
| 6 | MCCLUNG, A. | 13 | 2 | . | 2 | 0.0 | . | . | . | . | . | . | 23 | 3 | . | 3 | 0.0 | . | . | . | . | . | . | | |
| 96 | DETEMPLE, Tom | 13 | 2 | . | 2 | 0.0 | . | . | . | . | . | . | 26 | 4 | . | 4 | 0.0 | . | . | . | . | . | . | | |
| 5D | HANCOCK, Steve | 4 | 1 | 1 | 2 | 0.5 | . | . | . | . | . | . | 14 | 4 | 2 | 6 | 2.5 | 1.0 | . | . | . | . | . | | |
| 23 | PEAD, Isaiah | 13 | 2 | . | 2 | 0.0 | . | . | . | . | . | . | 44 | 4 | 1 | 5 | 0.0 | . | . | . | . | . | . | | |
| 93 | HARRAH, Brad | 5 | 2 | . | 2 | 1.0 | . | . | . | . | . | . | 5 | 2 | . | 2 | 1.0 | . | . | . | . | . | . | | |
| 49 | KING, Anthony | 13 | 1 | . | 1 | 0.0 | . | . | . | . | . | . | 13 | 1 | . | 1 | 0.0 | . | . | . | . | . | . | | |
| 4 | LEGAUX, Munchie | 11 | . | 1 | 1 | 0.0 | . | . | . | . | . | . | 18 | . | 1 | 1 | 0.0 | . | . | . | . | . | . | | |
| 5B | BLAIR, Greg | 1 | 1 | . | 1 | 1.0 | . | . | . | . | . | . | 1 | 1 | . | 1 | 1.0 | . | . | . | . | . | . | | |
| 1 | THOMPkins, K. | 13 | 1 | . | 1 | 0.0 | . | . | . | . | . | . | 13 | 1 | . | 1 | 0.0 | . | . | . | . | . | . | | |
| 3 | WOODS, DJ | 13 | 1 | . | 1 | 0.0 | . | . | . | . | . | . | 51 | 2 | 1 | 3 | 0.0 | . | . | . | . | . | . | | |
| 14 | MILIANO, Tony | 13 | 1 | . | 1 | 0.0 | . | . | . | . | . | . | 13 | 1 | . | 1 | 0.0 | . | . | . | . | . | . | | |
| 34 | O'DONNELL, Pat | 13 | 1 | . | 1 | 0.0 | . | . | . | . | . | . | 25 | 2 | . | 2 | 0.0 | . | . | . | . | . | . | | |
| Total | | 13 | 533 | 447 | 980 | 112 | 46 | 16 | 52 | 17 | 20 | 1 | | | | | | | | | | | | | |
| Opponents | | 13 | 519 | 357 | 876 | 85 | 21 | 14 | 44 | 7 | 8 | 6 | | | | | | | | | | | | | |

RED ZONE/TIME OF POSSESSION ANALYSIS

RED ZONE ANALYSIS

| CINCINNATI | | | | | | | | | | ---- Failed to score inside RZ ---- | | | | | |
|-------------------------|----------------|----------|-------------|--------------|------------|-----------|-----------|-----------|-----------|-------------------------------------|----------|----------|----------|----------|----------|
| Date | Opponent | Score | Times In RZ | Times Scored | Total Pts | TDs | Rush TDs | Pass TDs | FGs Made | FGA | Downs | Int | Fumb | Half | Game |
| 09/03/11 | Austin Peay | W, 72-10 | 7 | 7 | 49 | 7 | 5 | 2 | 0 | 0 | 0 | 0 | 0 | 0 | 0 |
| 09/10/11 | at Tennessee | L, 23-45 | 3 | 3 | 16 | 2 | 0 | 2 | 1 | 0 | 0 | 0 | 0 | 0 | 0 |
| 09/17/11 | Akron | W, 59-14 | 5 | 5 | 35 | 5 | 4 | 1 | 0 | 0 | 0 | 0 | 0 | 0 | 0 |
| 09/22/11 | NC State | W, 44-14 | 8 | 7 | 37 | 4 | 3 | 1 | 3 | 0 | 0 | 1 | 0 | 0 | 0 |
| 10/01/11 | at Miami (OH) | W, 27-0 | 5 | 2 | 14 | 2 | 2 | 0 | 0 | 0 | 0 | 2 | 1 | 0 | 0 |
| 10/15/11 | Louisville | W, 25-16 | 2 | 2 | 10 | 1 | 1 | 0 | 1 | 0 | 0 | 0 | 0 | 0 | 0 |
| 10/22/11 | at USF | W, 37-34 | 5 | 3 | 21 | 3 | 2 | 1 | 0 | 1 | 0 | 1 | 0 | 0 | 0 |
| 11/05/11 | at Pittsburgh | W, 26-23 | 4 | 4 | 20 | 2 | 2 | 0 | 2 | 0 | 0 | 0 | 0 | 0 | 0 |
| 11/12/11 | West Virginia | L, 21-24 | 4 | 2 | 14 | 2 | 2 | 0 | 0 | 1 | 1 | 0 | 0 | 0 | 0 |
| 11/19/11 | at Rutgers | L, 3-20 | 1 | 0 | 0 | 0 | 0 | 0 | 0 | 0 | 0 | 1 | 0 | 0 | 0 |
| 11/26/11 | at Syracuse | W, 30-13 | 4 | 3 | 13 | 1 | 0 | 1 | 2 | 1 | 0 | 0 | 0 | 0 | 0 |
| 12/03/11 | Connecticut | W, 35-27 | 1 | 1 | 7 | 1 | 0 | 1 | 0 | 0 | 0 | 0 | 0 | 0 | 0 |
| 12/31/11 | vs. Vanderbilt | W, 31-24 | 3 | 2 | 14 | 2 | 1 | 1 | 0 | 1 | 0 | 0 | 0 | 0 | 0 |
| TOTALS | | | 49 | 39 | 236 | 30 | 21 | 9 | 9 | 3 | 1 | 5 | 1 | 0 | 0 |
| 41 OF 52 (78.8%) | | | | | | | | | | | | | | | |
| OPPONENTS | | | | | | | | | | ---- Failed to score inside RZ ---- | | | | | |
| Date | Opponent | Score | Times In RZ | Times Scored | Total Pts | TDs | Rush TDs | Pass TDs | FGs Made | FGA | Downs | Int | Fumb | Half | Game |
| 09/03/11 | Austin Peay | W, 72-10 | 2 | 2 | 10 | 1 | 1 | 0 | 1 | 0 | 0 | 0 | 0 | 0 | 0 |
| 09/10/11 | at Tennessee | L, 23-45 | 6 | 6 | 38 | 5 | 2 | 3 | 1 | 0 | 0 | 0 | 0 | 0 | 0 |
| 09/17/11 | Akron | W, 59-14 | 2 | 1 | 7 | 1 | 0 | 1 | 0 | 0 | 0 | 1 | 0 | 0 | 0 |
| 09/22/11 | NC State | W, 44-14 | 0 | 0 | 0 | 0 | 0 | 0 | 0 | 0 | 0 | 0 | 0 | 0 | 0 |
| 10/01/11 | at Miami (OH) | W, 27-0 | 1 | 0 | 0 | 0 | 0 | 0 | 0 | 1 | 0 | 0 | 0 | 0 | 0 |
| 10/15/11 | Louisville | W, 25-16 | 1 | 1 | 3 | 0 | 0 | 0 | 1 | 0 | 0 | 0 | 0 | 0 | 0 |
| 10/22/11 | at USF | W, 37-34 | 7 | 6 | 34 | 4 | 1 | 3 | 2 | 0 | 0 | 0 | 1 | 0 | 0 |
| 11/05/11 | at Pittsburgh | W, 26-23 | 3 | 3 | 17 | 2 | 1 | 1 | 1 | 0 | 0 | 0 | 0 | 0 | 0 |
| 11/12/11 | West Virginia | L, 21-24 | 3 | 2 | 10 | 1 | 1 | 0 | 1 | 1 | 0 | 0 | 0 | 0 | 0 |
| 11/19/11 | at Rutgers | L, 3-20 | 3 | 3 | 17 | 2 | 2 | 0 | 1 | 0 | 0 | 0 | 0 | 0 | 0 |
| 11/26/11 | at Syracuse | W, 30-13 | 3 | 2 | 10 | 1 | 0 | 1 | 1 | 0 | 1 | 0 | 0 | 0 | 0 |
| 12/03/11 | Connecticut | W, 35-27 | 2 | 2 | 11 | 1 | 0 | 1 | 1 | 0 | 0 | 0 | 0 | 0 | 0 |
| 12/31/11 | vs. Vanderbilt | W, 31-24 | 3 | 3 | 17 | 2 | 2 | 0 | 1 | 0 | 0 | 0 | 0 | 0 | 0 |
| TOTALS | | | 36 | 31 | 174 | 20 | 10 | 10 | 11 | 2 | 1 | 1 | 1 | 0 | 0 |
| 31 OF 36 (86.1%) | | | | | | | | | | | | | | | |

TIME OF POSSESSION

| Date | Opponent | Score | Overall | 1st Qtr | 2nd Qtr | 3rd Qtr | 4th Qtr |
|-------------------|----------------|--------------|---------------|---------------|---------------|---------------|--------------|
| 09/03/11 | Austin Peay | W, 72-10 | 26:58 | 5:05 | 8:47 | 4:38 | 8:28 |
| 09/10/11 | at Tennessee | L, 23-45 | 22:37 | 6:06 | 6:07 | 4:31 | 5:53 |
| 09/17/11 | Akron | W, 59-14 | 29:45 | 7:12 | 5:36 | 7:24 | 9:33 |
| 09/22/11 | NC State | W, 44-14 | 33:56 | 7:06 | 9:30 | 8:29 | 8:51 |
| 10/01/11 | at Miami (OH) | W, 27-0 | 29:50 | 9:36 | 4:14 | 7:37 | 8:23 |
| 10/15/11 | Louisville | W, 25-16 | 26:27 | 6:53 | 8:11 | 5:18 | 6:05 |
| 10/22/11 | at USF | W, 37-34 | 28:48 | 7:03 | 7:46 | 5:22 | 8:37 |
| 11/05/11 | at Pittsburgh | W, 26-23 | 30:28 | 8:02 | 6:17 | 8:35 | 7:34 |
| 11/12/11 | West Virginia | L, 21-24 | 24:00 | 7:56 | 4:20 | 5:28 | 6:16 |
| 11/19/11 | at Rutgers | L, 3-20 | 21:46 | 6:26 | 3:08 | 5:27 | 6:45 |
| 11/26/11 | at Syracuse | W, 30-13 | 27:52 | 8:44 | 7:31 | 6:54 | 4:43 |
| 12/03/11 | Connecticut | W, 35-27 | 28:34 | 5:38 | 8:42 | 5:57 | 8:17 |
| 12/31/11 | vs. Vanderbilt | W, 31-24 | 30:37 | 6:21 | 5:37 | 9:22 | 9:17 |
| CINCINNATI | | Total | 361:38 | 92:08 | 85:46 | 85:02 | 98:42 |
| | | Avg. | 27:49 | 7:05 | 6:35 | 6:32 | 7:35 |
| OPPONENTS | | Total | 416:05 | 102:52 | 109:14 | 109:49 | 94:10 |
| | | Avg. | 32:00 | 7:54 | 8:24 | 8:26 | 7:14 |

CONVERSIONS

3RD-DOWN CONVERSIONS

| Date | Opponent | Score | Overall | 1st Qtr | | 2nd Qtr | | 3rd Qtr | | 4th Qtr | | |
|------------|----------------|----------|---------|---------|-------|---------|-------|---------|-------|---------|-------|-------|
| 09/03/11 | Austin Peay | W, 72-10 | 5-9 | 55.6% | 1-3 | 33.3% | 3-3 | 100.0% | 1-2 | 50.0% | 0-1 | 0.0% |
| 09/10/11 | at Tennessee | L, 23-45 | 5-12 | 41.7% | 1-2 | 50.0% | 2-5 | 40.0% | 1-2 | 50.0% | 1-3 | 33.3% |
| 09/17/11 | Akron | W, 59-14 | 6-11 | 54.5% | 1-3 | 33.3% | 3-3 | 100.0% | 0-2 | 0.0% | 2-3 | 66.7% |
| 09/22/11 | NC State | W, 44-14 | 9-16 | 56.2% | 2-3 | 66.7% | 3-6 | 50.0% | 2-3 | 66.7% | 2-4 | 50.0% |
| 10/01/11 | at Miami (OH) | W, 27-0 | 7-16 | 43.8% | 3-6 | 50.0% | 0-2 | 0.0% | 4-5 | 80.0% | 0-3 | 0.0% |
| 10/15/11 | Louisville | W, 25-16 | 4-14 | 28.6% | 1-4 | 25.0% | 2-4 | 50.0% | 0-3 | 0.0% | 1-3 | 33.3% |
| 10/22/11 | at USF | W, 37-34 | 7-16 | 43.8% | 3-5 | 60.0% | 1-6 | 16.7% | 1-2 | 50.0% | 2-3 | 66.7% |
| 11/05/11 | at Pittsburgh | W, 26-23 | 2-13 | 15.4% | 1-4 | 25.0% | 0-0 | 0.0% | 1-4 | 25.0% | 0-5 | 0.0% |
| 11/12/11 | West Virginia | L, 21-24 | 4-15 | 26.7% | 1-4 | 25.0% | 0-3 | 0.0% | 1-3 | 33.3% | 2-5 | 40.0% |
| 11/19/11 | at Rutgers | L, 3-20 | 4-15 | 26.7% | 1-4 | 25.0% | 1-3 | 33.3% | 0-3 | 0.0% | 2-5 | 40.0% |
| 11/26/11 | at Syracuse | W, 30-13 | 6-15 | 40.0% | 3-5 | 60.0% | 2-3 | 66.7% | 0-3 | 0.0% | 1-4 | 25.0% |
| 12/03/11 | Connecticut | W, 35-27 | 6-16 | 37.5% | 0-2 | 0.0% | 3-4 | 75.0% | 1-5 | 20.0% | 2-5 | 40.0% |
| 12/31/11 | vs. Vanderbilt | W, 31-24 | 4-15 | 26.7% | 0-4 | 0.0% | 0-1 | 0.0% | 2-5 | 40.0% | 2-5 | 40.0% |
| CINCINNATI | | | 69-183 | 37.7% | 18-49 | 36.7% | 20-43 | 46.5% | 14-42 | 33.3% | 17-49 | 34.7% |
| OPPONENTS | | | 66-202 | 32.7% | 14-44 | 31.8% | 20-62 | 32.3% | 16-47 | 34.0% | 16-49 | 32.7% |

4TH-DOWN CONVERSIONS

| Date | Opponent | Score | Overall | 1st Qtr | | 2nd Qtr | | 3rd Qtr | | 4th Qtr | | |
|------------|----------------|----------|---------|---------|-----|---------|-----|---------|-----|---------|------|--------|
| 09/03/11 | Austin Peay | W, 72-10 | 2-3 | 66.7% | 1-2 | 50.0% | 0-0 | 0.0% | 0-0 | 0.0% | 1-1 | 100.0% |
| 09/10/11 | at Tennessee | L, 23-45 | 0-2 | 0.0% | 0-0 | 0.0% | 0-2 | 0.0% | 0-0 | 0.0% | 0-0 | 0.0% |
| 09/17/11 | Akron | W, 59-14 | 0-0 | 0.0% | 0-0 | 0.0% | 0-0 | 0.0% | 0-0 | 0.0% | 0-0 | 0.0% |
| 09/22/11 | NC State | W, 44-14 | 0-0 | 0.0% | 0-0 | 0.0% | 0-0 | 0.0% | 0-0 | 0.0% | 0-0 | 0.0% |
| 10/01/11 | at Miami (OH) | W, 27-0 | 0-0 | 0.0% | 0-0 | 0.0% | 0-0 | 0.0% | 0-0 | 0.0% | 0-0 | 0.0% |
| 10/15/11 | Louisville | W, 25-16 | 1-1 | 100.0% | 0-0 | 0.0% | 0-0 | 0.0% | 1-1 | 100.0% | 0-0 | 0.0% |
| 10/22/11 | at USF | W, 37-34 | 0-0 | 0.0% | 0-0 | 0.0% | 0-0 | 0.0% | 0-0 | 0.0% | 0-0 | 0.0% |
| 11/05/11 | at Pittsburgh | W, 26-23 | 1-1 | 100.0% | 0-0 | 0.0% | 0-0 | 0.0% | 1-1 | 100.0% | 0-0 | 0.0% |
| 11/12/11 | West Virginia | L, 21-24 | 0-1 | 0.0% | 0-1 | 0.0% | 0-0 | 0.0% | 0-0 | 0.0% | 0-0 | 0.0% |
| 11/19/11 | at Rutgers | L, 3-20 | 2-3 | 66.7% | 1-1 | 100.0% | 0-0 | 0.0% | 0-0 | 0.0% | 1-2 | 50.0% |
| 11/26/11 | at Syracuse | W, 30-13 | 0-1 | 0.0% | 0-0 | 0.0% | 0-0 | 0.0% | 0-0 | 0.0% | 0-1 | 0.0% |
| 12/03/11 | Connecticut | W, 35-27 | 0-1 | 0.0% | 0-0 | 0.0% | 0-1 | 0.0% | 0-0 | 0.0% | 0-0 | 0.0% |
| 12/31/11 | vs. Vanderbilt | W, 31-24 | 0-0 | 0.0% | 0-0 | 0.0% | 0-0 | 0.0% | 0-0 | 0.0% | 0-0 | 0.0% |
| CINCINNATI | | | 6-13 | 46.2% | 2-4 | 50.0% | 0-3 | 0.0% | 2-2 | 100.0% | 2-4 | 50.0% |
| OPPONENTS | | | 6-17 | 35.3% | 0-0 | 0.0% | 1-3 | 33.3% | 2-3 | 66.7% | 3-11 | 27.3% |

20-YARD PLAYS

| YDS. | TYPE | PLAYER(S) | OPP. |
|------|------|------------------------------------|---------------|
| *90 | KR | ABERNATHY, RD | Vanderbilt |
| 74 | KR | ABERNATHY, RD | Syracuse |
| 72 | Pass | ROBINSON, A. from COLLAROS, Zach | Miami (OH) |
| *69 | Rush | WINN, George | Vanderbilt |
| *69 | Pass | PEAD, Isaiah from LEGAUX, Munchie | Syracuse |
| *65 | Rush | PEAD, Isaiah | Tennessee |
| 65 | Rush | LEGAUX, Munchie | West Virginia |
| 60 | KR | ABERNATHY, RD | Austin Peay |
| *54 | FR | BOMAR, Maalik | Akron |
| 53 | Rush | PEAD, Isaiah | Pittsburgh |
| *53 | INT | CHEATHAM, C. | Akron |
| *50 | Rush | PEAD, Isaiah | Louisville |
| 50 | Pass | WOODS, DJ from COLLAROS, Zach | Akron |
| 48 | Rush | LUALLEN, Jordan | Syracuse |
| 46 | Pass | WOODS, DJ from COLLAROS, Zach | Tennessee |
| 45 | Pass | PEAD, Isaiah from LEGAUX, Munchie | West Virginia |
| 44 | Pass | WOODS, DJ from COLLAROS, Zach | Pittsburgh |
| 44 | Pass | THOMPkins, K. from COLLAROS, Zach | NC State |
| 43 | INT | DRANE, Deven | Miami (OH) |
| 43 | KR | ABERNATHY, RD | Connecticut |
| *40 | Rush | PEAD, Isaiah | West Virginia |
| *40 | Rush | PEAD, Isaiah | Austin Peay |
| 39 | Pass | THOMPkins, K. from COLLAROS, Zach | USF |
| 37 | KR | ABERNATHY, RD | USF |
| 36 | KR | ABERNATHY, RD | Louisville |
| 36 | Pass | MCCLUNG, A. from COLLAROS, Zach | Miami (OH) |
| *36 | INT | BATTLE, D. | Akron |
| 36 | Pass | MCCLUNG, A. from LEGAUX, Munchie | Connecticut |
| 35 | KR | ABERNATHY, RD | Pittsburgh |
| 35 | KR | ABERNATHY, RD | Connecticut |
| 34 | Pass | MCCLUNG, A. from COLLAROS, Zach | Louisville |
| 34 | Pass | THOMPkins, K. from LEGAUX, Munchie | West Virginia |
| *34 | Pass | WOODS, DJ from COLLAROS, Zach | Austin Peay |
| 34 | PR | PEAD, Isaiah | Syracuse |
| 33 | Pass | THOMPkins, K. from COLLAROS, Zach | Miami (OH) |
| 33 | Pass | PEAD, Isaiah from COLLAROS, Zach | USF |
| 33 | Rush | PEAD, Isaiah | West Virginia |
| 33 | Pass | THOMPkins, K. from COLLAROS, Zach | USF |
| 33 | Rush | PEAD, Isaiah | NC State |
| 33 | Pass | MCCLUNG, A. from COLLAROS, Zach | NC State |
| *31 | Pass | MCCLUNG, A. from LEGAUX, Munchie | Connecticut |
| 30 | KR | ABERNATHY, RD | Vanderbilt |
| *30 | Pass | CHISUM, Alex from COLLAROS, Zach | USF |
| *30 | Pass | KELCE, Travis from COLLAROS, Zach | Miami (OH) |
| 29 | Pass | WOODS, DJ from LEGAUX, Munchie | Syracuse |
| *29 | Pass | MCCLUNG, A. from COLLAROS, Zach | Austin Peay |
| 29 | KR | ABERNATHY, RD | Miami (OH) |
| 28 | KR | ABERNATHY, RD | USF |
| 28 | Rush | PEAD, Isaiah | NC State |
| 28 | KR | POTEAT, Jameel | Austin Peay |
| 27 | Pass | ANNEN, Blake from LEGAUX, Munchie | Connecticut |
| 27 | Pass | CHISUM, Alex from COLLAROS, Zach | USF |
| 27 | KR | POTEAT, Jameel | Pittsburgh |

| YDS. | TYPE | PLAYER(S) | OPP. |
|------|------|-----------------------------------|-------------|
| 27 | Rush | PEAD, Isaiah | Tennessee |
| 27 | Pass | MCCLUNG, A. from COLLAROS, Zach | Pittsburgh |
| *26 | Pass | WOODS, DJ from COLLAROS, Zach | Louisville |
| 26 | KR | ABERNATHY, RD | Syracuse |
| 26 | KR | ABERNATHY, RD | NC State |
| *25 | Pass | PEAD, Isaiah from COLLAROS, Zach | NC State |
| 25 | Pass | CHISUM, Alex from LEGAUX, Munchie | Austin Peay |
| 25 | Pass | MCCLUNG, A. from COLLAROS, Zach | Akron |
| 25 | KR | ABERNATHY, RD | Connecticut |
| *24 | Rush | PEAD, Isaiah | Syracuse |
| 24 | Pass | MCCLUNG, A. from COLLAROS, Zach | NC State |
| 24 | Rush | WOODS, DJ | Austin Peay |
| 24 | PR | WOODS, DJ | Akron |
| 24 | Rush | PEAD, Isaiah | Austin Peay |
| 24 | KR | ABERNATHY, RD | Rutgers |
| 24 | Pass | THOMPkins, K. from COLLAROS, Zach | Tennessee |
| 23 | KR | ABERNATHY, RD | Syracuse |
| 23 | Rush | PEAD, Isaiah | Tennessee |
| 23 | KR | ABERNATHY, RD | Rutgers |
| 23 | KR | ABERNATHY, RD | Tennessee |
| 23 | Pass | MCCLUNG, A. from LEGAUX, Munchie | Rutgers |
| 23 | KR | ABERNATHY, RD | Rutgers |

* touchdown scored on play

LONG PLAYS BY THE NUMBERS

| Plays by Yards | No. | TD |
|----------------|---------|----|
| 100+ | 0..... | 0 |
| 90-99 | 1..... | 1 |
| 80-89 | 0..... | 0 |
| 70-79 | 2..... | 0 |
| 60-69 | 5..... | 3 |
| 50-59 | 5..... | 3 |
| 40-49 | 9..... | 2 |
| 30-39 | 22..... | 5 |
| 20-29 | 56..... | 6 |

| Plays by Type | No. | TD |
|----------------------|------------------|-----------|
| Rushing | 19..... | 6 |
| Passing | 41..... | 10 |
| Punt returns | 4..... | 0 |
| Kick returns | 31..... | 1 |
| Interceptions | 4..... | 2 |
| Fumble returns | 1..... | 1 |
| Other | 0..... | 0 |
| TOTAL | 100 | 20 |

LONGEST PLAYS OF THE YEAR

| | | |
|----------------|---|--|
| Rushing | | |
| 69 | WINN, George vs Vanderbilt (12/31/2011) | |

| | | |
|--------------------------|---|--|
| Rushing Touchdown | | |
| 69 | WINN, George vs Vanderbilt (12/31/2011) | |

| | | |
|----------------|--|--|
| Passing | | |
| 72 | ROBINSON, A. from COLLAROS, Zach vs Miami (OH) (10/1/2011) | |

| | | |
|--------------------------|--|--|
| Passing Touchdown | | |
| 69 | PEAD, Isaiah from LEGAUX, Munchie vs Syracuse (11/26/2011) | |

| | | |
|--------------------|---------------------------------------|--|
| Punt Return | | |
| 34 | PEAD, Isaiah vs Syracuse (11/26/2011) | |

| | | |
|--------------------|--|--|
| Kick Return | | |
| 90 | ABERNATHY, RD vs Vanderbilt (12/31/2011) | |

| | | |
|----------------------------|-----------------------------------|--|
| Interception Return | | |
| 53 | CHEATHAM, C. vs Akron (9/17/2011) | |

| | | |
|----------------------|------------------------------------|--|
| Fumble Return | | |
| 54 | BOMAR, Maalik vs Akron (9/17/2011) | |

| | | |
|-------------|--|--|
| Punt | | |
| 76 | O'DONNELL, Pat vs NC State (9/22/2011) | |

| | | |
|-------------------|--|--|
| Field Goal | | |
| 48 | MILIANO, Tony vs Syracuse (11/26/2011) | |
| 48 | MILIANO, Tony vs NC State (9/22/2011) | |

20-PLUS YARD PLAYS BY PLAYER

| PLAYER | NO. | TD | R | P | KR | PR | IR | FR |
|-----------------|-----|----|----|----|----|----|----|----|
| ABERNATHY, RD | 27 | 1 | 0 | 0 | 27 | 0 | 0 | 0 |
| PEAD, Isaiah | 19 | 7 | 13 | 4 | 0 | 2 | 0 | 0 |
| MCCLUNG, A. | 13 | 2 | 0 | 13 | 0 | 0 | 0 | 0 |
| WOODS, DJ | 9 | 2 | 1 | 6 | 0 | 2 | 0 | 0 |
| CHISUM, Alex | 7 | 2 | 0 | 7 | 0 | 0 | 0 | 0 |
| THOMPkins, K. | 6 | 0 | 0 | 6 | 0 | 0 | 0 | 0 |
| KELCE, Travis | 2 | 1 | 0 | 2 | 0 | 0 | 0 | 0 |
| ROBINSON, A. | 2 | 1 | 0 | 2 | 0 | 0 | 0 | 0 |
| LEGAUX, Munchie | 2 | 0 | 2 | 0 | 0 | 0 | 0 | 0 |
| POTEAT, Jameel | 2 | 0 | 0 | 0 | 2 | 0 | 0 | 0 |
| DRANE, Deven | 2 | 0 | 0 | 0 | 1 | 0 | 1 | 0 |

| PLAYER | NO. | TD | R | P | KR | PR | IR | FR |
|-----------------|------------|-----------|-----------|-----------|-----------|----------|----------|----------|
| WINN, George | 1 | 1 | 1 | 0 | 0 | 0 | 0 | 0 |
| BOMAR, Maalik | 1 | 1 | 0 | 0 | 0 | 0 | 0 | 1 |
| CHEATHAM, C. | 1 | 1 | 0 | 0 | 0 | 0 | 0 | 1 |
| BATTLE, D. | 1 | 1 | 0 | 0 | 0 | 0 | 1 | 0 |
| TEAGUE, Akise | 1 | 0 | 1 | 0 | 0 | 0 | 0 | 0 |
| ROBERSON, Aaron | 1 | 0 | 0 | 0 | 0 | 0 | 1 | 0 |
| LEWIS, Dyjuan | 1 | 0 | 0 | 0 | 1 | 0 | 0 | 0 |
| ANNEN, Blake | 1 | 0 | 0 | 1 | 0 | 0 | 0 | 0 |
| LUALLEN, Jordan | 1 | 0 | 1 | 0 | 0 | 0 | 0 | 0 |
| TOTAL | 100 | 20 | 19 | 41 | 31 | 4 | 4 | 1 |

SCORING DRIVES/PLAYS

| OPPONENT | QTR. | PLAYS | YDS. | TOP | RESULT | SCORING PLAY | OPPONENT | QTR. | PLAYS | YDS. | TOP | RESULT | SCORING PLAY |
|---------------|------|-------|------|------|--------|--------------------------------------|----------------|------|-------|------|------|--------|-----------------------------------|
| Austin Peay | 1 | 1 | 40 | 0:18 | TD | Pead 40-yard run | West Virginia | 1 | 3 | 54 | 0:51 | TD | Pead 40-yard run |
| Austin Peay | 1 | 7 | 48 | 1:24 | TD | Pead 13-yard run | West Virginia | 3 | 2 | 52 | 0:29 | TD | Leagaux 7-yard run |
| Austin Peay | 1 | 4 | 36 | 1:09 | TD | Thompkins 13-yard pass from Collaros | West Virginia | 4 | 10 | 52 | 3:27 | TD | Pead 10-yard run |
| Austin Peay | 2 | 14 | 95 | 5:01 | TD | Woods 34-yard pass from Collaros | | | | | | | |
| Austin Peay | 2 | 10 | 78 | 4:00 | TD | McClung 8-yard pass from Collaros | at Rutgers | 1 | 8 | 18 | 3:09 | FG | Miliano 47-yard field goal |
| Austin Peay | 2 | 3 | 25 | 0:18 | TD | McClung 29-yard pass from Collaros | | | | | | | |
| Austin Peay | 3 | 6 | 22 | 2:14 | FG | Miliano 39-yard field goal | at Syracuse | 2 | 9 | 46 | 3:50 | FG | Miliano 27-yard field goal |
| Austin Peay | 3 | 4 | 39 | 1:14 | TD | Legaux 5-yard run | at Syracuse | 2 | 8 | 71 | 3:23 | TD | Kelce 2-yard pass from Legaux |
| Austin Peay | 4 | 6 | 61 | 2:29 | TD | Teague 4-yard run | at Syracuse | 3 | 1 | 24 | 0:17 | TD | Pead 24-yard run |
| Austin Peay | 4 | 1 | 11 | 0:08 | TD | Luallen 11-yard run | at Syracuse | 3 | 6 | 48 | 2:37 | FG | Miliano 22-yard field goal |
| Austin Peay | 4 | 11 | 72 | 6:52 | TD | Fearing 14-yard run | at Syracuse | 3 | 6 | 19 | 1:57 | FG | Miliano 48-yard field goal |
| | | | | | | | at Syracuse | 4 | 2 | 70 | 0:42 | TD | Pead 69-yard pass from Pead |
| at Tennessee | 1 | 3 | 80 | 1:36 | TD | Pead 65-yard run | Connecticut | 1 | 1 | 0 | | TD | Stewart 0-yard fumble recovery |
| at Tennessee | 1 | 5 | 80 | 1:40 | TD | Robinson 13-yard pass from Collaros | Connecticut | 1 | 1 | 15 | | TD | Frey 15-yard interception return |
| at Tennessee | 3 | 9 | 69 | 3:00 | FG | Miliano 23-yard field goal | Connecticut | 2 | 6 | 58 | 1:28 | TD | Chusum 22-yard pass from Legaux |
| at Tennessee | 4 | 4 | 22 | 1:11 | TD | McClung six-yard pass from Collaros | Connecticut | 2 | 15 | 72 | 5:47 | TD | McClung 13-yard pass from Legaux |
| | | | | | | | Connecticut | 3 | 9 | 43 | 2:30 | TD | McClung 31-yard pass from Legaux |
| Akron | 1 | 9 | 60 | 3:19 | TD | Pead 1-yard run | vs. Vanderbilt | 2 | 1 | 69 | 0:14 | TD | Winn 69-yard run |
| Akron | 1 | 1 | 54 | | TD | Bomar 54-yard fumble recovery | vs. Vanderbilt | 2 | 9 | 56 | 2:19 | TD | McClung 8-yard pass from Collaros |
| Akron | 2 | 1 | 36 | | TD | Battle 36-yard interception return | vs. Vanderbilt | 4 | 12 | 33 | 4:05 | FG | Miliano 44-yard field goal |
| Akron | 2 | 5 | 67 | 1:19 | TD | Collaros 7-yard run | vs. Vanderbilt | 4 | 1 | 90 | | TD | Abernathy 90-yard kickoff return |
| Akron | 2 | 7 | 40 | 2:33 | TD | Robinson 15-yard pass from Collaros | vs. Vanderbilt | 4 | 3 | 31 | 1:23 | TD | Pead 12-yard run |
| Akron | 2 | 5 | 29 | 1:54 | TD | Winn 3-yard run | | | | | | | |
| Akron | 2 | 1 | 53 | | TD | Cheatham 53-yard interception return | | | | | | | |
| Akron | 3 | 10 | 52 | 4:21 | FG | Miliano 47-yard field goal | | | | | | | |
| Akron | 4 | 5 | 28 | 1:47 | TD | Poteat 7-yard run | | | | | | | |
| | | | | | | | | | | | | | |
| NC State | 1 | 6 | 35 | 2:02 | TD | Pead 2-yard run | | | | | | | |
| NC State | 1 | 7 | 63 | 3:04 | TD | Collaros 13-yard run | | | | | | | |
| NC State | 2 | 12 | 66 | 4:07 | TD | Collaros 10-yard run | | | | | | | |
| NC State | 2 | 9 | 54 | 3:18 | FG | Miliano 26-yard field goal | | | | | | | |
| NC State | 3 | 8 | 55 | 2:04 | FG | Miliano 48-yard field goal | | | | | | | |
| NC State | 3 | 8 | 77 | 3:33 | TD | Pead 25-yard pass from Collaros | | | | | | | |
| NC State | 3 | 8 | 86 | 2:47 | TD | Thompkins 4-yard pass from Collaros | | | | | | | |
| NC State | 4 | 11 | 62 | 6:26 | FG | Miliano 22-yard field goal | | | | | | | |
| | | | | | | | | | | | | | |
| Miami (OH) | 2 | 2 | 41 | 0:30 | TD | Kelce 30-yard pass from Collaros | | | | | | | |
| Miami (OH) | 3 | 4 | 80 | 1:16 | TD | Pead 3-yard run | | | | | | | |
| Miami (OH) | 3 | 12 | 80 | 4:52 | TD | Pead 4-yard run | | | | | | | |
| Miami (OH) | 3 | 1 | 17 | | TD | Schaffer 17-yard fumble recovery | | | | | | | |
| | | | | | | | | | | | | | |
| Louisville | 2 | 4 | 37 | 1:19 | TD | Woods 26-yard pass from Collaros | | | | | | | |
| Louisville | 3 | 7 | 54 | 3:10 | TD | Collaros 1-yard run | | | | | | | |
| Louisville | 4 | 2 | 50 | 0:16 | TD | Pead 50-yard run | | | | | | | |
| Louisville | 4 | 6 | 40 | 1:54 | FG | Miliano 21-yard field goal | | | | | | | |
| | | | | | | | | | | | | | |
| at USF | 1 | 10 | 71 | 4:01 | TD | Pead 6-yard pass from Collaros | | | | | | | |
| at USF | 2 | 10 | 57 | 4:35 | FG | Miliano 43-yard field goal | | | | | | | |
| at USF | 3 | 8 | 80 | 2:17 | TD | Robinson 21-yard pass from Collaros | | | | | | | |
| at USF | 4 | 5 | 77 | 0:57 | TD | Collaros 3-yard run | | | | | | | |
| at USF | 4 | 9 | 81 | 3:45 | TD | Chisum 30-yard pass from Collaros | | | | | | | |
| | | | | | | | | | | | | | |
| at Pittsburgh | 1 | 7 | 74 | 1:32 | FG | Miliano 27-yard field goal | | | | | | | |
| at Pittsburgh | 1 | 6 | 37 | 2:25 | FG | Miliano 40-yard field goal | | | | | | | |
| at Pittsburgh | 2 | 12 | 85 | 4:50 | TD | Collaros 7-yard run | | | | | | | |
| at Pittsburgh | 3 | 13 | 68 | 5:26 | FG | Miliano 32-yard field goal | | | | | | | |
| at Pittsburgh | 3 | 3 | 27 | 0:56 | TD | Collaros 3-yard run | | | | | | | |
| at Pittsburgh | 4 | 4 | 2 | 0:20 | FG | Miliano 41-yard field goal | | | | | | | |

DRIVES SUMMARY

AVERAGE SCORING DRIVE/PLAY STATS

Plays: 8.2 per drive; Yards: 54.1 per drive; Avg. Drive Time: 2:44
65 scoring drives, 534 plays, 3,516 yards, 9,537 seconds

HIGHS/LOWS

Longest drive (time):

6:52 vs. Austin Peay (11 plays, 72 yards, Fearing 14-yard run)

Shortest drive (time):

0:06 vs. Austin Peay (1 play, 11 yards, Luallen 11-yard run)

Longest drive (yards):

95 yards vs. Austin Peay (14 plays, 95 yards, Woods 34-yard pass from Collaros)

Shortest drive (yards):

2 yards at Pittsburgh (4 plays, 2 yards, Miliano 41-yard field goal)

DRIVE START SUMMARY

| Obtained | No. | Own Avg. | No. | Opp Avg. |
|------------------------|-----------------|------------------|-----------------|-------------|
| Kickoff..... | 59..... | 29.3..... | 86..... | 25.3 |
| Punt..... | 80..... | 31.9..... | 64..... | 23.7 |
| Field goal..... | 5..... | 24.2..... | 8..... | 22.5 |
| Fumble..... | 17..... | 64.7..... | 7..... | 62.4 |
| Interception..... | 16..... | 61.6..... | 14..... | 43.4 |
| Downs..... | 8..... | 38.2..... | 7..... | 37.1 |
| ALL DRIVES..... | 185..... | 36.7..... | 186..... | 27.8 |

2012 UNIVERSITY OF CINCINNATI FOOTBALL

GAME 1 • SEPT. 3, 2011 • NIPPERT STADIUM • CINCINNATI, OHIO • ATT.: 23,282



Austin Peay

10

Cincinnati

72

CINCINNATI (AP) - Isaiah Pead ran for Cincinnati's first two touchdowns, and Zach Collaros threw for the next four—all in the first half—leading the Bearcats to a 72-10 victory over Austin Peay.

The Bearcats dominated, scoring the third-most points in their history.

Cincinnati scored on six of its seven first-half possessions. Pead ran 40 yards for a touchdown on the Bearcats' first play. He also scored on a 13-yard run and finished with 87 yards.

Collaros, the Big East's top returning passer, played only the first half and was 12 of 19 for 134 yards. His 34-yard pass to D.J. Woods completed a 95-yard drive in the second quarter. Collaros also threw a pair of touchdown passes to Anthony McClung in the last 39 seconds of the first half for a 41-0 lead.

Their opener in head coach Butch Jones' second season was much better, though played in front of a crowd of 23,282. Last year, they went to Fresno State and got beat 28-14 in 94-degree heat, wearing down as the game went along. No such problems on Saturday in 93-degree weather against an overmatched opponent.

Cincinnati won the coin toss, and freshman Ralph David Abernathy IV returned the kickoff 60 yards. On the Bearcats' first play, Collaros handed off to Pead and threw a downfield block on safety Amius Smith, opening the way for the Big East's top returning runner to go 40 yards untouched.

The Bearcats had a 14-play, 95-yard drive in the second quarter that left the Governors' defense running on fumes. Collaros threw a 34-yard pass to D.J. Woods, who ran past cornerback Sheldon Wade to make the catch for a 27-0 lead.

Collaros threw a 39-yard touchdown pass to McClung with 39 seconds left, and Cincinnati recovered a fumble on the kickoff. Austin Peay dropped seven defenders into pass coverage, but Collaros found McClung wide open in the middle of the field for a 29-yard touchdown that made it 41-0.

Cincinnati went with its reserves in the second half.

SCORE BY QUARTERS

| | 1 | 2 | 3 | 4 | F |
|-------------|----|----|----|----|------|
| Austin Peay | 0 | 0 | 3 | 7 | - 10 |
| Cincinnati | 20 | 21 | 10 | 21 | - 72 |

SCORING SUMMARY

| QTR | TIME | TEAM | SCORING PLAY | DRIVE; TIME |
|-----|-------|------|---|-------------|
| 1st | 14:42 | CIN | Pead 40 yd run (Miliano kick failed) | 1-40, 0:18 |
| | 08:38 | CIN | Pead 13 yd run (Miliano kick) | 7-48, 1:24 |
| | 02:23 | CIN | Thompkins 13 yd pass from Collaros (Miliano kick) | 4-36, 1:09 |
| 2nd | 10:31 | CIN | Woods 34 yd pass from Collaros (Miliano kick) | 14-95, 5:01 |
| | 00:39 | CIN | McClung 8 yd pass from Collaros (Miliano kick) | 10-78, 4:00 |
| | 00:09 | CIN | McClung 29 yd pass from Collaros (Miliano kick) | 3-25, 0:18 |
| 3rd | 10:47 | CIN | Miliano 39 yd field goal | 6-22, 2:14 |
| | 07:05 | CIN | Legaux 5 yd run (Miliano kick) | 4-39, 1:14 |
| | 01:10 | APSU | Stansell 21 yd field goal | 11-71, 5:51 |
| 4th | 13:34 | CIN | Teague 4 yd run (Miliano kick) | 6-61, 2:29 |
| | 12:16 | CIN | Luallen 11 yd run (Popham kick) | 1-11, 0:06 |
| | 08:06 | APSU | Kitts 8 yd run (Stansell kick) | 8-71, 4:05 |
| | 01:10 | CIN | Fearing 14 yd run (Popham kick) | 11-72, 6:52 |

TEAM STATISTICS

| | APSU | UC |
|----------------------------|---------|---------|
| FIRST DOWNS | 16 | 32 |
| RUSHES-YARDS (NET) | 35-128 | 49-387 |
| PASSING YDS (NET) | 149 | 174 |
| Passes Att-Comp-Int | 23-16-2 | 22-14-0 |
| TOTAL OFF. (PLAYS-YDS.) | 58-277 | 71-561 |
| Fumble Returns-Yards | 0-0 | 0-0 |
| Punt Returns-Yards | 0-0 | 2-6 |
| Kickoff Returns-Yards | 10-197 | 3-96 |
| Interception Returns-Yards | 0-0 | 2-32 |
| Punts (Number-Avg) | 4-36.8 | 0-0.0 |
| Fumbles-Lost | 3-3 | 0-0 |
| Penalties-Yards | 8-58 | 3-23 |
| Possession Time | 33:02 | 26:58 |
| Third-Down Conversions | 2 of 10 | 5 of 9 |
| Fourth-Down Conversions | 1 of 1 | 2 of 3 |
| Red-Zone Scores-Chances | 2-2 | 7-7 |
| Sacks By: Number-Yards | 0-0 | 2-14 |

INDIVIDUAL STATISTICS

RUSHING: Austin Peay-KITTS, Wesley 9-65; WHITE, Ryan 21-65; TUCKER, Cody 2-7; HOWELL, Tee 1-minus 1; RYAN, Jake 2-minus 8. Cincinnati-PEAD, Isaiah 7-87; FEARING, Adam 6-43; LEGAUX, Munchie 5-36; LUALLAN, Jordan 4-36; WINN, George 6-33; POTEAT, Jameel 4-30; ABERNATHY, RD 4-26; COLLAROS, Zach 5-25; WOODS, DJ 1-24; KAY, Brendon 3-22; TEAGUE, Akise 2-13; KING, Anthony 2-12.

PASSING: Austin Peay-RYAN, Jake 16-23-2-149. Cincinnati-COLLAROS, Zach 12-19-0-134; LEGAUX, Munchie 2-3-0-40.

RECEIVING: Austin Peay-STARK, Devin 4-61; ADAMS, Ashlon 4-26; EMBRY, Jamaar 2-18; THOMAS, Scott 2-13; HOWELL, Tee 1-12; WHITE, Ryan 1-8; TUCKER, Cody 1-7; TEETER, Delton 1-4. Cincinnati-WOODS, DJ 4-59; MCCLUNG, A. 3-48; THOMPkins, K. 2-20; CHISUM, Alex 1-25; MILLIGAN, Danny 1-15; PEAD, Isaiah 1-10; WASHINGTON, S. 1-1; ABERNATHY, RD 1-minus 4.

GAME 2 • SEPT. 10, 2011 • NEYLAND STADIUM • KNOXVILLE, TENN. • ATT.: 94,207



Cincinnati

23

Tennessee

45

KNOXVILLE, Tenn. - The University of Cincinnati football team fell to University of Tennessee 45-23 Saturday before a Neyland Stadium crowd of 94,207.

After Cincinnati tied the score 14-14 midway through the first quarter, Tennessee produced 21 straight points to build a lead the Bearcats were unable to overcome.

Cincinnati halfback Isaiah Pead rushed for 155 yards on 14 carries to lead the Bearcats attack. Senior quarterback Zach Collaros went 21-34 for 230 yards and two touchdowns. Senior receiver D.J. Woods had a team-high nine receptions for 111 yards. Junior receiver Kenbrell Thompkins, a one-time Volunteer signee, recorded career highs in catches (four) and receiving yards (58).

On the opening possession of the game, the Bearcats needed just three plays to score after Pead took his first carry down the right sideline for a 65-yard touchdown.

Tennessee responded with a seven-play scoring drive on their first possession, punctuated by a two-yard TD run by tailback Marlin Lane that tied the score 7-7 with 9:53 remaining in the first quarter.

Volunteers place kicker Michael Palardy recovered his own on-side kick on the ensuing kickoff to give Tennessee possession. Four plays later, Bray threw a 33-yard streak down the left sideline to sophomore receiver Justin Hunter for a touchdown.

Trailing 14-7, Cincinnati went on a five-play, 80-yard drive that ended with a Collaros touchdown pass to tight end Adrien Robinson, tying the score 14-14 with 6:38 left in the first quarter.

Cincinnati made the first defensive stop of the game after senior defensive back Dominique Battle forced Lane to fumble, which was recovered by UC linebacker Ben Pooler at the Bearcats 28-yard line. Cincinnati could not capitalize on the turnover and punted for the first time for either team on its third possession.

Through the first quarter both teams combined for 342 yards, including Pead's 104 yards rushing on five attempts, his sixth career 100-yard performance.

SCORE BY QUARTERS

| | 1 | 2 | 3 | 4 | F |
|------------|----|----|----|---|------|
| Cincinnati | 14 | 0 | 3 | 6 | - 23 |
| Tennessee | 14 | 14 | 14 | 3 | - 45 |

SCORING SUMMARY

| QTR | TIME | TEAM | SCORING PLAY | DRIVE; TIME |
|-----|-------|------|--|-------------|
| 1st | 13:24 | CIN | Pead 65 yd run (Miliano kick) | 3-80; 1:36 |
| | 09:53 | UT | Lane 2 yd run (Palardy kick) | 7-73; 3:25 |
| | 08:08 | UT | Hunter 33 yd pass from Bray (Palardy kick) | 5-59; 1:45 |
| | 06:28 | CIN | Robinson 13 yd pass from Collaros (Miliano kick) | 5-80; 1:40 |
| 2nd | 13:20 | UT | Rogers 11 yd pass from Bray (Palardy kick) | 7-80; 2:23 |
| | 01:15 | UT | Rogers 15 yd pass from Bray (Palardy kick) | 9-53; 3:47 |
| 3rd | 10:16 | UT | Bray 1 yd run (Palardy kick) | 10-70; 4:30 |
| | 07:09 | CIN | Miliano 23 yd field goal | 9-69; 3:00 |
| | 01:24 | UT | Rogers 16 yd pass from Bray (Palardy kick) | 11-71; 5:41 |
| 4th | 08:46 | CIN | McClung 6 yd pass from Collaros (Collaros pass failed) | 4-22; 1:11 |
| | 01:44 | UT | Palardy, M. 37 yd field goal | 11-40; 7:02 |

TEAM STATISTICS

| | UC | UT |
|----------------------------|---------|----------|
| FIRST DOWNS | 18 | 34 |
| RUSHES-YARDS (NET) | 26-166 | 35-126 |
| PASSING YDS (NET) | 230 | 405 |
| Passes Att-Comp-Int | 34-21-0 | 41-34-0 |
| TOTAL OFF. (PLAYS-YDS.) | 60-396 | 76-531 |
| Fumble Returns-Yards | 0-0 | 0-0 |
| Punt Returns-Yards | 0-0 | 1-0 |
| Kickoff Returns-Yards | 5-85 | 4-88 |
| Interception Returns-Yards | 0-0 | 0-0 |
| Punts (Number-Avg) | 3-42.0 | 1-35.0 |
| Fumbles-Lost | 2-0 | 2-2 |
| Penalties-Yards | 4-40 | 7-63 |
| Possession Time | 22:37 | 37:23 |
| Third-Down Conversions | 5 of 12 | 10 of 13 |
| Fourth-Down Conversions | 0 of 2 | 0 of 0 |
| Red-Zone Scores-Chances | 3-3 | 6-6 |
| Sacks By: Number-Yards | 0-0 | 2-17 |

INDIVIDUAL STATISTICS

RUSHING: Cincinnati-PEAD, Isaiah 14-155; POTEAT, Jameel 4-9; COLLAROS, Zach 7-1; WINN, George 1-1. Tennessee-Poole, T. 21-101; Lane, M. 8-16; Neal, R. 3-10; Bray, T. 2-3; Rogers, D. 1-minus 4.

PASSING: Cincinnati-COLLAROS, Zach 21-34-0-230. Tennessee-Bray, T. 34-41-0-405.

RECEIVING: Cincinnati-WOODS, DJ 9-111; MCCLUNG, A. 5-33; THOMPkins, K. 4-58; PEAD, Isaiah 2-15; ROBINSON, A. 1-13. Tennessee-Hunter, J. 10-156; Rogers, D. 10-100; Rivera, M. 6-54; Poole, T. 3-30; Downs, B. 2-32; Rogers, Z. 2-25; Bartholomew, B. 1-8.

GAME 3 • SEPT. 17, 2011 • NIPPERT STADIUM • CINCINNATI, OHIO • ATT.: 24,991

**Akron****14****Cincinnati****59**

CINCINNATI - Following a stellar performance by the defense, the University of Cincinnati football team defeated Akron 59-14 at Nippert Stadium. Wide receiver DJ Woods led the offense with two catches for 62 yards, while linebacker Clemente Casseus paced the defense with five tackles.

Zach Collaros was 10-of-16 for 157 yards as one of four quarterbacks who saw action.

The Bearcats got off to a quick start with the help of senior running back Isaiah Pead, who touched the ball multiple times before capping a nine-play, 60-yard drive with a one-yard rushing touchdown. It marked the third-straight game he recorded a rushing touchdown and was the third-consecutive game UC scored on its opening drive.

Derek Wolfe got to UA quarterback Clayton Moore, knocking the ball loose and springing Maalik Bomar to run it back 54 yards for a touchdown with 8:21 remaining in the first.

On Akron's second possession, senior defensive back Dominique Battle intercepted a pass from Moore and scored his first-career touchdown on a 36-yard run, giving Cincinnati the 21-0 advantage.

After the Zips were forced to punt, the Bearcats marched down the field, yet again, on its next drive, which was highlighted by a 50-yard reception by senior wide receiver DJ Woods. Collaros pitched in another rushing touchdown - his first of the season - to make the score 28-0.

The defense recorded its third touchdown of the day when Camerron Cheatham picked off Moore and ran it back 53 yards to make the score 49-0 heading into the locker room.

Akron threatened to score on the opening drive of the second half, but Deven Drane denied any Zips' points by catching his first-career interception in the end zone with 10:38 left on the clock.

Following a field goal by freshman kicker Tony Miliano, the two teams traded two possessions each before freshman running back Jameel Poteat ran in his first-career touchdown - a seven-yard rush - to make the score 59-0.

SCORE BY QUARTERS

| | 1 | 2 | 3 | 4 | F |
|------------|----|----|---|----|------|
| Akron | 0 | 0 | 0 | 14 | - 14 |
| Cincinnati | 14 | 35 | 3 | 7 | - 59 |

SCORING SUMMARY

| QTR | TIME | TEAM | SCORING PLAY | DRIVE; TIME |
|-----|-------|-------|---|-------------|
| 1st | 11:41 | CIN | Pead 1 yd run (Miliano kick) | 9-60; 3:19 |
| | 08:21 | CIN | Bomar 54 yd fumble recovery (Miliano kick) | |
| 2nd | 14:51 | CIN | Battle 36 yd interception return (Miliano kick) | |
| | 11:40 | CIN | Collaros 7 yd run (Miliano kick) | 5-67; 1:19 |
| | 07:56 | CIN | Robinson 15 yd pass from Collaros (Miliano kick) | 7-40; 2:33 |
| | 04:54 | CIN | Winn 3 yd run (Miliano kick) | 5-29; 1:44 |
| | 01:41 | CIN | Cheatham 53 yd interception return (Miliano kick) | |
| 3rd | 06:17 | CIN | Miliano 47 yd field goal | 10-52; 4:21 |
| 4th | 14:26 | CIN | Poteat 7 yd run (Popham kick) | 5-28 1:47 |
| | 13:37 | AKRON | Sconiers 51 yd pass from Moore (Marchese kick) | 2-60; 0:49 |
| | 00:50 | AKRON | Price 11 yd pass from Moore (Marchese kick) | 7-46; 1:12 |

TEAM STATISTICS

| | UA | UC |
|----------------------------|---------|---------|
| FIRST DOWNS | 17 | 20 |
| RUSHES-YARDS (NET) | 34-129 | 45-164 |
| PASSING YDS (NET) | 220 | 178 |
| Passes Att-Comp-Int | 36-17-4 | 21-13-0 |
| TOTAL OFF. (PLAYS-YDS) | 70-349 | 66-342 |
| Fumble Returns-Yards | 0-0 | 1-54 |
| Punt Returns-Yards | 0-0 | 3-52 |
| Kickoff Returns-Yards | 8-161 | 2-39 |
| Interception Returns-Yards | 0-0 | 4-103 |
| Punts (Number-Avg) | 6-40.0 | 3-41.0 |
| Fumbles-Lost | 3-2 | 1-1 |
| Penalties-Yards | 9-78 | 4-45 |
| Possession Time | 30:15 | 29:45 |
| Third-Down Conversions | 3 of 14 | 6 of 11 |
| Fourth-Down Conversions | 1 of 1 | 0 of 0 |
| Red-Zone Scores-Chances | 1-2 | 5-5 |
| Sacks By: Number-Yards | 0-0 | 3-25 |

INDIVIDUAL STATISTICS

RUSHING: Akron-CHISHOLM, Jawon 25-133; ALEXANDER, Brod 1-7; ROSSI, Nick 2-4; BOSTICK, Karl 2-3; MOORE, Clayton 4-minus 18. Cincinnati-POTEAT, Jameel 10-55; TEAGUE, Akise 6-29; WINN, George 3-17; LUJALLEN, Jordan 5-17; COLLAROS, Zach 2-15; PEAD, Isaiah 6-15; ABERNATHY, RD 4-11; FEARING, Adam 1-3; LEGAUX, Munchie 3-2; KING, Anthony 5-0.

PASSING: Akron-MOORE, Clayton 16-30-3-213; NICELY, Patrick 1-6-1-7. Cincinnati-COLLAROS, Zach 10-16-0-157; LEGAUX, Munchie 3-4-0-21; LUJALLEN, Jordan 0-1-0-0.

RECEIVING: Akron-SCONIER, Keith 7-137; PRICE, A.J. 3-34; SUEL, Marquelo 3-17; DILLARD, Jerrod 2-15; CHISHOLM, Jawon 1-14; RITOSSA, Anthon 1-3. Cincinnati-MCCLUNG, A. 3-42; THOMPSON, K. 3-26; WOODS, DJ 2-62; WASHINGTON, S. 2-13; ROBINSON, A. 1-15; WOODARD, Orion 1-12; CHISUM, Alex 1-8.

GAME 4 • SEPT. 22, 2011 • NIPPERT STADIUM • CINCINNATI, OHIO • ATT.: 28,431

**NC State****14****Cincinnati****44**

CINCINNATI - After a dominating defensive performance, the University of Cincinnati football team (3-1) defeated the NC State Wolfpack (2-2), 44-14, at Nippert Stadium.

Two of UC's touchdowns came from takeaways, while the defensive held NCSU to -26 rushing yards. Isaiah Pead lit up the offense, recording his second 100-yard rushing game of the season with 167 yards, while Zach Collaros went 25-of-34 for 263 yards and two touchdowns, in addition to two rushing touchdowns.

Following one scoreless possession each, Pat O'Donnell kicked a 76-yard punt - the second longest in Bearcat history - pinning the ball at NC State's 3-yard line. Just as the Wolfpack was gaining yardage, Drew Frey made his first pick of the year, which eventually allowed Pead to continue his streak, putting Cincinnati's first points on the board for the fourth-consecutive game.

Kenbrell Thompkins converted a third-and-17 situation with a 44-yard reception and the Bearcats found themselves in the endzone a second time to give the hosts the 14-0 lead with 8:34 remaining in the first quarter.

JK Schaffer continued the defensive domination when he grabbed an interception with one minute remaining in the first quarter and then, as if by second nature, Collaros and company brought it in for another touchdown to make it 21-0.

Later on, Tony Miliano capped a nine-play, 54-yard drive with a 26-yard field goal to give Cincinnati the 24-7 edge heading into the locker room.

UC didn't show any signs of letting up in the second half, as sophomore wide receiver Anthony McClung single-handedly gave the Bearcats 57 yards on the drive and allowed for a 48-yard field goal by Miliano to increase the lead, 27-7.

After a scoreless NCSU drive, Cincinnati began its longest drive of the evening, which was highlighted by a 25-yard touchdown pass to Pead.

SCORE BY QUARTERS

| | 1 | 2 | 3 | 4 | F |
|------------|----|----|----|---|------|
| NC State | 0 | 7 | 7 | 0 | - 14 |
| Cincinnati | 14 | 10 | 17 | 3 | - 44 |

SCORING SUMMARY

| QTR | TIME | TEAM | SCORING PLAY | DRIVE; TIME |
|-----|-------|------|--|-------------|
| 1st | 08:39 | CIN | Pead 2 yd run (Miliano kick) | 6-35; 2:02 |
| | 04:07 | CIN | Collaros 13 yd run (Miliano kick) | 7-63; 3:04 |
| 2nd | 11:52 | CIN | Collaros 10 yd run (Miliano kick) | 12-66; 4:07 |
| | 04:30 | ST | Graham 87 yd pass from Glennon (Sade kick) | 3-96; 1:11 |
| | 01:06 | CIN | Miliano 26 yd field goal | 9-54; 3:18 |
| 3rd | 12:51 | CIN | Miliano 48 yd field goal | 8-55; 2:04 |
| | 07:16 | CIN | Pead 25 yd pass from Collaros (Miliano kick) | 8-77; 3:33 |
| | 04:13 | ST | Graham 49 yd pass from Glennon (Sade kick) | 6-67; 2:57 |
| | 01:26 | CIN | Thompkins 4 yd pass from Collaros (Miliano kick) | 8-86; 2:47 |
| 4th | 07:20 | CIN | Miliano 22 yd field goal | 11-62; 6:26 |

TEAM STATISTICS

| | ST | UC |
|----------------------------|---------|---------|
| FIRST DOWNS | 13 | 24 |
| RUSHES-YARDS (NET) | 22--26 | 46-240 |
| PASSING YDS (NET) | 348 | 263 |
| Passes Att-Comp-Int | 40-28-2 | 34-25-1 |
| TOTAL OFF. (PLAYS-YDS) | 62-322 | 80-503 |
| Fumble Returns-Yards | 0-0 | 0-0 |
| Punt Returns-Yards | 1-6 | 2-4 |
| Kickoff Returns-Yards | 7-160 | 3-49 |
| Interception Returns-Yards | 1--1 | 2-16 |
| Punts (Number-Avg) | 6-42.5 | 3-59.7 |
| Fumbles-Lost | 2-1 | 2-0 |
| Penalties-Yards | 6-40 | 3-35 |
| Possession Time | 26:04 | 33:56 |
| Third-Down Conversions | 6 of 16 | 9 of 16 |
| Fourth-Down Conversions | 0 of 2 | 0 of 0 |
| Red-Zone Scores-Chances | 0-0 | 7-8 |
| Sacks By: Number-Yards | 1-8 | 6-33 |

INDIVIDUAL STATISTICS

RUSHING: NC State-Underwood, C. 6-6; Creecy, T. 2-minus 1; Washington, J. 4-minus 1; Brosius, T. 1-minus 7; Glennon, M. 8-minus 11; TEAM 1-minus 12. Cincinnati-PEAD, Isaiah 27-167; COLLAROS, Zach 9-52; WINN, George 6-20; POTEAT, Jameel 2-9; TEAM 1-minus 2; ABERNATHY, RD 1-minus 6.

PASSING: NC State-Glennon, M. 25-36-2-334; Brosius, T. 3-4-0-14. Cincinnati-COLLAROS, Zach 25-34-1-263.

RECEIVING: NC State-Graham, T. 7-176; Washington, J. 7-46; Smith, J. 4-37; Underwood, B. 2-32; Underwood, C. 2-21; Bryan, G. 2-19; Howard, S. 2-8; Payton, Q. 1-9; Purvis, T. 1-0. Cincinnati-MCCLUNG, A. 6-94; WOODS, DJ 6-22; THOMPSON, K. 5-72; PEAD, Isaiah 3-24; CHISUM, Alex 2-30; KELCE, Travis 2-19; ROBINSON, A. 1-2.

2012 UNIVERSITY OF CINCINNATI FOOTBALL

GAME 5 • OCT. 1, 2011 • YAGER STADIUM • OXFORD, OHIO • ATT.: 16,408



Cincinnati

27

Miami (OH)

0

OXFORD, Ohio - Isaiah Pead ran for a pair of touchdowns, and Cincinnati's dominating defense opened the second half with a goal-line stand that set up a 27-0 victory over Miami of Ohio.

Cincinnati (4-1) has won the last six games in the nation's oldest nonconference rivalry, played 116 times since 1888. The Bearcats' defense made this one a reference point--Cincinnati's first shutout in Oxford since a 22-0 victory in 1898.

The Bearcats overcame a season-high four turnovers, including Zach Collaros' two end-zone interceptions and his fumble at the Miami 12-yard line. Collaros was 16 of 30 for 251 yards and scrambled 15 times for 89 yards against a defense that emphasized pass coverage.

It was Cincinnati's first shutout since a 31-0 win over Eastern Kentucky on Sept. 2, 2006. The Bearcats' last shutout in the rivalry--played for the "Victory Bell" traveling trophy--was 17-0 in Cincinnati. Miami finished with minus-3 yards on 38 rushes. Miami hadn't been shut out at home since 1983, the year Yager Stadium opened.

Cincinnati's defense opened the second half with a goal-line stand that crushed Miami's chances of a comeback. Zac Dysert surprised Cincinnati with a 66-yard pass down the middle to Nick Harwell, who was tackled at the 1-yard line by safety Drew Frey. After two runs lost a yard, Harwell was called for pushing off to get open on a catch in the end zone. Mason Krynski hooked a 34-yard field goal try, starting a celebration on the Bearcats sideline.

Three plays later, Collaros completed a 72-yard pass to tight end Adrien Robinson, who made a juggling at-the-knees catch while safety Pat Hinkle interfered with him. Pead's 3-yard run made it 13-0.

Cincinnati then put it away with two touchdowns in an 89-second span. Pead scored on a 4-yard dive, and linebacker J.K. Schaffer returned the ball 17 yards for a touchdown off a bad snap on a punt attempt for a 27-0 lead late in the third quarter.

SCORE BY QUARTERS

| | 1 | 2 | 3 | 4 | F |
|------------|---|---|----|---|------|
| Cincinnati | 0 | 6 | 21 | 0 | - 27 |
| Miami (OH) | 0 | 0 | 0 | 0 | - 0 |

SCORING SUMMARY

| QTR | TIME | TEAM | SCORING PLAY | DRIVE; TIME |
|-----|-------|------|--|-------------|
| 2nd | 06:08 | CIN | Kelce 30 yd pass from Collaros (Miliano kick failed) | 2-41; 0:30 |
| 3rd | 11:40 | CIN | Pead 3 yd run (Miliano kick) | 4-80; 1:16 |
| | 02:02 | CIN | Pead 4 yd run (Miliano kick) | 12-80; 4:52 |
| | 00:33 | CIN | Schaffer 17 yd fumble recovery (Miliano kick) | |

TEAM STATISTICS

| | UC | MU |
|----------------------------|---------|---------|
| FIRST DOWNS | 19 | 14 |
| RUSHES-YARDS (NET) | 40-147 | 38--3 |
| PASSING YDS (NET) | 251 | 267 |
| Passes Att-Comp-Int | 30-16-2 | 35-21-1 |
| TOTAL OFF. (PLAYS-YDS.) | 70-398 | 73-264 |
| Fumble Returns-Yards | 1-17 | 0-0 |
| Punt Returns-Yards | 4-36 | 4-14 |
| Kickoff Returns-Yards | 1-29 | 4-56 |
| Interception Returns-Yards | 1-43 | 2-0 |
| Punts (Number-Avg) | 7-42.4 | 11-33.1 |
| Fumbles-Lost | 2-2 | 2-1 |
| Penalties-Yards | 5-40 | 8-105 |
| Possession Time | 29:50 | 30:10 |
| Third-Down Conversions | 7 of 16 | 3 of 17 |
| Fourth-Down Conversions | 0 of 0 | 0 of 2 |
| Red-Zone Scores-Chances | 2-5 | 0-1 |
| Sacks By: Number-Yards | 5-47 | 3-18 |

INDIVIDUAL STATISTICS

RUSHING: Cincinnati-COLLAROS, Zach 15-89; PEAD, Isaiah 18-49; POTEAT, Jameel 3-5; WOODS, DJ 1-3; ABERNATHY, RD 3-1. Miami (OH)-FINKLEA, Erik 12-18; DUPUY, C. 5-15; JONES, Tyrone 5-14; HARWELL, Nick 1-minus 6; BOUCHER, Austin 2-minus 7; GREEN, Dan 2-minus 8; DYSERT, Zac 10-minus 14; TEAM 1-minus 15.

PASSING: Cincinnati-COLLAROS, Zach 16-30-2-251. Miami (OH)-DYSERT, Zac 19-33-1-252; BOUCHER, Austin 2-2-0-15.

RECEIVING: Cincinnati-MCCLUNG, A. 6-64; THOMPSON, K. 5-73; PEAD, Isaiah 2-5; ROBINSON, A. 1-72; KELCE, Travis 1-30; WINN, George 1-7. Miami (OH)-HARWELL, Nick 6-149; DUPUY, C. 6-31; FRAZIER, David 4-45; CRUSE, Andy 4-32; WURZELBACHER, J 1-10.

GAME 6 • OCT. 15, 2011 • PAUL BROWN STADIUM • CINCINNATI, OHIO • ATT.: 40,971



Louisville

16

Cincinnati

25

CINCINNATI - The University of Cincinnati beat the Louisville Cardinals 25-16 at Paul Brown Stadium to win the Battle for the Keg of Nails for the fourth-straight year. It was a career-high day for senior defensive lineman Derek Wolfe, who had a career-best in tackles (11) and tackles for loss (2.5) in front of 40,971 fans for homecoming weekend - the third largest home crowd in UC history.

The windy field conditions provided a battle of its own for senior quarterback Zach Collaros, who went 18-of-26 for 152 yards and relied heavily on senior running back Isaiah Pead, who finished with 20 carries for 153 yards - his eighth career 100-plus rushing game. Collaros pitched in an additional 22 yards on 13 rushes.

The UC offense got off to a slow start, but the defense managed to hold the Cardinals to two field goals to make the score 6-0 after the first 15 minutes.

After a scoreless 10 minutes to start the second quarter, UC forced Louisville to a three-and-out on its own seven-yard line. The Bearcats got the ball back in UofL's territory, where it began its first productive drive of the afternoon - a four-play, 37-yard scoring drive capped with a 26-yard touchdown pass to Woods to give the Bearcats the 7-6 lead with five minutes left in the half.

Cincinnati's offense began clicking on all cylinders as they marched 53 yards down the field to UofL's one-yard line. Faced with a fourth-and-goal situation, Collaros ran it for the touchdown to pull within two of the guests, 16-14, after three.

Cincinnati wasted no time adding points, this time in way of Pead, who ran 50 yards to the endzone to make it his sixth-straight game with a rushing touchdown. Following the 16-second drive, senior tight end Adrien Robinson caught a two-point conversion pass to make it, 22-16, with 12:13 remaining.

Freshman kicker Tony Miliano tacked on an 21-yard field goal in the final minutes to make the final score 25-16.

SCORE BY QUARTERS

| | 1 | 2 | 3 | 4 | F |
|------------|---|----|---|----|------|
| Louisville | 6 | 10 | 0 | 0 | - 16 |
| Cincinnati | 0 | 7 | 7 | 11 | - 25 |

SCORING SUMMARY

| QTR | TIME | TEAM | SCORING PLAY | DRIVE; TIME |
|-----|-------|------|---|-------------|
| 1st | 07:47 | LOU | Philpott 42 yd field goal | 11-55; 5:13 |
| | 01:41 | LOU | Philpott 51 yd field goal | 5-15; 2:46 |
| 2nd | 05:01 | CIN | Woods 26 yd pass from Collaros (Miliano kick) | 4-37; 1:19 |
| | 02:54 | LOU | Philpott 18 yd field goal | 7-67; 2:00 |
| | 00:06 | LOU | Evans 63 yd interception return (Philpott kick) | |
| 3rd | 04:41 | CIN | Collaros 1 yd run (Miliano kick) | 7-54; 3:10 |
| 4th | 12:19 | CIN | Pead 50 yd run (Robinson pass from Collaros) | 2-50; 0:16 |
| | 01:21 | CIN | Miliano 21 yd field goal | 6-40; 1:44 |

TEAM STATISTICS

| | UofL | UC |
|----------------------------|---------|---------|
| FIRST DOWNS | 13 | 16 |
| RUSHES-YARDS (NET) | 33-70 | 36-178 |
| PASSING YDS (NET) | 201 | 152 |
| Passes Att-Comp-Int | 32-19-1 | 26-18-1 |
| TOTAL OFF. (PLAYS-YDS.) | 65-271 | 62-330 |
| Fumble Returns-Yards | 0-0 | 0-0 |
| Punt Returns-Yards | 1-2 | 3-0 |
| Kickoff Returns-Yards | 4-85 | 3-50 |
| Interception Returns-Yards | 1-63 | 1-6 |
| Punts (Number-Avg) | 6-35.2 | 7-39.3 |
| Fumbles-Lost | 0-0 | 4-0 |
| Penalties-Yards | 6-44 | 4-37 |
| Possession Time | 33:33 | 26:27 |
| Third-Down Conversions | 4 of 16 | 4 of 14 |
| Fourth-Down Conversions | 1 of 2 | 1 of 1 |
| Red-Zone Scores-Chances | 1-1 | 2-2 |
| Sacks By: Number-Yards | 3-17 | 4-20 |

INDIVIDUAL STATISTICS

RUSHING: Louisville-BROWN, D. 17-41; WRIGHT, Jeremy 6-25; STEIN, Will 1-2; BRIDGEWATER, T. 9-2. Cincinnati-PEAD, Isaiah 20-151; COLLAROS, Zach 13-22; LUALLAN, Jordan 1-5; WOODS, DJ 1-2; TEAM 1-minus 2.

PASSING: Louisville-BRIDGEWATER, T. 17-28-1-195; STEIN, Will 2-4-0-6. Cincinnati-COLLAROS, Zach 18-26-1-152.

RECEIVING: Louisville-ROGERS, Eli 7-106; HARRIS, M. 4-39; CHICHESTER, J. 3-27; NORD, Nate 2-22; DAVIS, Jarrett 1-5; MCGRIFF-CULVER 1-2; BROWN, D. 1-0. Cincinnati-THOMPSON, K. 5-25; CHISUM, Alex 4-40; PEAD, Isaiah 3-4; MCCLUNG, A. 2-43; WOODS, DJ 2-30; KELCE, Travis 2-10.

GAME 7 • OCT. 22, 2011 • RAYMOND JAMES STADIUM • TAMPA, FLA. • ATT.: 44,248

GAME 8 • NOV. 5, 2011 • HEINZ FIELD • PITTSBURGH, PA. • ATT.: 49,362



Cincinnati

37

USF

34

TAMPA, Fla. - Zach Collaros threw for three touchdowns and ran for two fourth-quarter scores, helping Cincinnati come from behind in the closing minutes Saturday to stay atop the BIG EAST Conference standings with a 37-34 victory over South Florida.

The senior quarterback finished a seven-play, 70-yard game-winning drive with a 2-yard TD run with 12 seconds remaining. Collaros also scored on a 3-yard run and threw a 30-yard TD pass to Alex Chisum to help Cincinnati (6-1, 2-0) wipe out a 10-point deficit early in the final quarter and finished 26 of 41 passing for 389 yards.

B.J. Daniels threw for 409 yards and three TDs for South Florida (4-3, 0-3). His 10-yard scoring pass to Andre Davis put the Bulls ahead 34-30 with 1:27 remaining.

However, that was more than enough time for Collaros to pull out Cincinnati's fifth straight win.

Collaros threw TD passes of 6 yards to Isaiah Pead and 21 yards to Adrien Robinson in addition to his fourth quarter throw to Chisum, who made a leaping catch before tumbling in the end zone. Kenbrell Thompkins had six receptions for 114 yards, including a 33-yarder that helped the Bearcats get into position for the winning score.

Daniels' scoring throw to Griffin finished a 10-play, 80-yard drive and was the first offensive touchdown allowed by Cincinnati's defense in 10 quarters. Murray's TD on the opening drive of the second half gave the Bulls a short-lived 17-10 lead that Collaros erased with a six-play, 80-yard march that Thompkins kept alive with a 39-yard reception on third-and-2 from the Bearcats 40.

South Florida regained the lead on Bonani's second field goal of the game. Daniels, who completed 31 of 47 passes, put the Bulls up 27-17 with his TD pass to Shields late in the third quarter.

Collaros was 4 of 6 for 69 yards on the winning drive. Thompkins' 33-yard reception gave the Bearcats a first down at the South Florida 22. Collaros also threw 21 yards to Anthony McClung on the march.



Cincinnati

26

Pittsburgh

23

PITTSBURGH, Pa. - Butch Jones' rebuilding plan at Cincinnati is ahead of schedule. Way ahead.

Zach Collaros threw for 214 yards and ran for two touchdowns as the Bearcats took firm control of the Big East race with a 26-23 win over Pittsburgh on Saturday.

Isaiah Pead rushed for 118 yards and Tony Miliano kicked four field goals for Cincinnati (7-1, 3-0 Big East), which won its sixth straight to take a major step toward winning the program's third conference title in four years.

Not bad for a program picked to finish fifth in the league in the preseason. Seems like a long time ago now.

Cincinnati appeared to be in serious trouble after the Panthers took a 23-13 lead midway early in the third quarter on Tino Sunseri's 4-yard toss to tight end Hubie Graham.

Yet Cincinnati rallied doing what it's done all season: Forcing opponents into careless turnovers and turning them into points.

Pitt led by a touchdown late in the third quarter when Sunseri appeared to scramble for a first down. The ball popped out, however, and the Bearcats recovered at the Pitt 27. Cincinnati needed just three plays to tie it at 23, with Collaros plunging over from 3 yards out for his second touchdown of the game.

It took the Bearcats all of three plays to get it back again. Sunseri tried to throw the ball in double coverage and instead it wound up deflecting into the hands of Camerron Cheatham, who returned it to the Pitt 26.

The pick led to Miliano's fourth field goal of the game, and the Bearcats held on. Barely.

The Panthers had one last chance as Sunseri frantically drove them from the Pitt 11 to the Cincinnati 33 with 14 seconds remaining. Harper came on to send the game to overtime. His 50-yarder never had a chance, sailing wide right and sending the Bearcats storming onto the field.

SCORE BY QUARTERS

| | 1 | 2 | 3 | 4 | F |
|------------|---|---|----|----|------|
| Cincinnati | 7 | 3 | 7 | 20 | - 37 |
| USF | 7 | 3 | 17 | 7 | - 34 |

SCORING SUMMARY

| QTR | TIME | TEAM | SCORING PLAY | DRIVE; TIME |
|-----|-------|------|--|-------------|
| 1st | 06:22 | USF | Griffin 14 yd pass from Daniels (Bonani kick) | 10-80; 3:20 |
| | 02:21 | CIN | Pead 6 yd pass from Collaros (Miliano kick) | 10-71; 4:01 |
| 2nd | 09:05 | CIN | Miliano 43 yd field goal | 10-57; 3:28 |
| | 00:00 | USF | Bonani 20 yd field goal | 8-62; 1:15 |
| 3rd | 09:50 | USF | Murray 1 yd run (Bonani kick) | 12-88; 5:10 |
| | 07:33 | CIN | Robinson 21 yd pass from Collaros (Miliano kick) | 6-80; 2:17 |
| | 03:03 | USF | Bonani 40 yd field goal | 8-29; 2:39 |
| | 00:16 | USF | Shields 17 yd pass from Daniels (Bonani kick) | 2-17; 0:34 |
| 4th | 14:19 | CIN | Collaros 3 yd run (Miliano kick) | 5-77; 0:57 |
| | 09:13 | CIN | Chisum 30 yd pass from Collaros (Miliano kick blocked) | 9-81; 3:45 |
| | 01:27 | USF | Davis 10 yd pass from Daniels (Bonani kick) | 6-83; 2:10 |
| | 00:12 | CIN | Collaros 2 yd run (Miliano kick) | 7-70; 1:15 |

SCORE BY QUARTERS

| | 1 | 2 | 3 | 4 | F |
|----------------------|---|----|----|---|------|
| No. 23/22 Cincinnati | 6 | 7 | 10 | 3 | - 26 |
| Pittsburgh | 3 | 13 | 7 | 0 | - 23 |

SCORING SUMMARY

| QTR | TIME | TEAM | SCORING PLAY | DRIVE; TIME |
|-----|-------|------|---|-------------|
| 1st | 13:28 | CIN | Miliano 27 yd field goal | 7-74; 1:32 |
| | 09:48 | PITT | Harper 52 yd field goal | 9-31; 3:40 |
| | 07:23 | CIN | Miliano 40 yd field goal | 6-37; 2:25 |
| 2nd | 11:00 | PITT | Harper 24 yd field goal | 11-70; 4:28 |
| | 10:35 | PITT | Sunseri 4 yd run (Harper kick) | 1-4; 0:06 |
| | 05:45 | CIN | Collaros 7 yd run (Miliano kick) | 12-85; 4:50 |
| | 01:08 | PITT | Harper 42 yd field goal | 11-61; 4:37 |
| 3rd | 13:21 | PITT | Graham 4 yd pass from Sunseri (Harper kick) | 5-60; 1:39 |
| | 03:57 | CIN | Miliano 32 yd field goal | 13-68; 5:26 |
| | 01:48 | CIN | Collaros 3 yd run (Miliano kick) | 3-27; 0:56 |
| 4th | 14:49 | CIN | Miliano 41 yd field goal | 4-2; 0:20 |

TEAM STATISTICS

| | UC | USF |
|----------------------------|---------|---------|
| FIRST DOWNS | 26 | 29 |
| RUSHES-YARDS (NET) | 34-118 | 36-86 |
| PASSING YDS (NET) | 389 | 409 |
| Passes Att-Comp-Int | 41-26-2 | 48-31-1 |
| TOTAL OFF. (PLAYS-YDS.) | 75-507 | 84-495 |
| Fumble Returns-Yards | 3-0 | 1-0 |
| Punt Returns-Yards | 0-0 | 2-39 |
| Kickoff Returns-Yards | 5-117 | 7-112 |
| Interception Returns-Yards | 1-0 | 2-0 |
| Punts (Number-Avg) | 4-53.5 | 5-41.6 |
| Fumbles-Lost | 2-1 | 5-3 |
| Penalties-Yards | 10-73 | 10-109 |
| Possession Time | 28:48 | 31:12 |
| Third-Down Conversions | 7 of 16 | 6 of 15 |
| Fourth-Down Conversions | 0 of 0 | 1 of 2 |
| Red-Zone Scores-Chances | 3-5 | 6-7 |
| Sacks By: Number-Yards | 2-28 | 1-5 |

INDIVIDUAL STATISTICS

RUSHING: Cincinnati-PEAD, Isaiah 22-79; COLLAROS, Zach 10-21; WINN, George 2-18. USF-DANIELS, B.J. 15-54; SCOTT, Darrell 11-29; MURRAY, Demetri 6-14; SHAW, Marcus 1-6; LAMAR, Lindsey 1-0; MARC, Victor 1-minus 4; BROCKHAUS-KANN 1-minus 13.

PASSING: Cincinnati-COLLAROS, Zach 26-41-2-389. USF-DANIELS, B.J. 31-48-1-409.

RECEIVING: Cincinnati-THOMPkins, K. 6-114; WOODS, DJ 6-45; PEAD, Isaiah 4-48; MCCLUNG, A. 4-47; CHISUM, Alex 3-73; KELCE, Travis 2-41; ROBINSON, A. 1-21. USF-GRIFFIN, Sterli 8-73; WELCH, Deonte 5-130; DAVIS, Andre 4-60; MARC, Victor 4-33; LANDI, Evan 3-51; MURRAY, Demetri 2-30; SCOTT, Darrell 2-7; SHIELDS, Andrea 1-17; LOVE, A.J. 1-5; MILLER, Joel 1-3.

TEAM STATISTICS

| | UC | PITT |
|----------------------------|---------|---------|
| FIRST DOWNS | 17 | 19 |
| RUSHES-YARDS (NET) | 37-152 | 37-179 |
| PASSING YDS (NET) | 214 | 218 |
| Passes Att-Comp-Int | 32-19-2 | 38-24-1 |
| TOTAL OFF. (PLAYS-YDS.) | 69-366 | 75-397 |
| Fumble Returns-Yards | 0-0 | 0-0 |
| Punt Returns-Yards | 1-0 | 1-9 |
| Kickoff Returns-Yards | 6-112 | 6-86 |
| Interception Returns-Yards | 1-12 | 2-44 |
| Punts (Number-Avg) | 5-43.8 | 5-46.8 |
| Fumbles-Lost | 1-0 | 2-1 |
| Penalties-Yards | 2-20 | 4-20 |
| Possession Time | 30:28 | 29:32 |
| Third-Down Conversions | 2 of 13 | 6 of 17 |
| Fourth-Down Conversions | 1 of 1 | 0 of 1 |
| Red-Zone Scores-Chances | 4-4 | 3-3 |
| Sacks By: Number-Yards | 3-26 | 2-16 |

INDIVIDUAL STATISTICS

RUSHING: Cincinnati-PEAD, Isaiah 22-118; COLLAROS, Zach 11-20; WOODS, DJ 1-7; ABERNATHY, RD 1-7; WINN, George 1-2; TEAM 1-minus 2. Pittsburgh-SUNSERI, Tino 16-64; BROWN, Zach 11-54; BENNETT, Isaac 6-26; STREET, Devin 1-19; JONES, Ronald 2-13; GONZALEZ, A. 1-3.

PASSING: Cincinnati-COLLAROS, Zach 19-32-2-214. Pittsburgh-SUNSERI, Tino 24-38-1-218.

RECEIVING: Cincinnati-THOMPkins, K. 5-39; MCCLUNG, A. 4-73; PEAD, Isaiah 4-20; WOODS, DJ 2-41; KELCE, Travis 1-16; CHISUM, Alex 1-14; ROBINSON, A. 1-12; WINN, George 1-minus 1. Pittsburgh-STREET, Devin 8-118; BROWN, Zach 6-38; JONES, Ronald 3-28; GRAHAM, Hubie 2-11; GONZALEZ, A. 2-8; SHANAHAN, Mike 1-10; PATTON, Darius 1-5; BENNETT, Isaac 1-0.

2012 UNIVERSITY OF CINCINNATI FOOTBALL

GAME 9 • NOV. 12, 2011 • PAUL BROWN STADIUM • CINCINNATI, OHIO • ATT.: 48,152

GAME 10 • NOV. 19, 2011 • HIGH POINT SOLUTIONS STADIUM • PISCATAWAY, N.J. • ATT.: 47,447



West Virginia

24

Cincinnati

21

CINCINNATI - The No. 23/18 University of Cincinnati football team (7-2, 3-1 BIG EAST) was handed its first BIG EAST loss when it was defeated by West Virginia (7-3, 3-2 BIG EAST), 24-21, on Saturday afternoon in Paul Brown Stadium. It was the largest conference crowd in UC history with 48,152 fans.

Senior quarterback Zach Collaros went 7-of-11 for 70 yards before leaving the game due to injury midway through the second quarter, while backup quarterback Munchie Legaux completed 10-of-21 passes for 144 yards and one rushing touchdown.

Collaros was injured on a sack in the end zone. The senior fumbled and it resulted in a WVU TD.

Senior running back Isaiah Pead finished with 19 rushes for 113 yards and two touchdowns, while senior JK Schaffer leads with nine tackles. The UC defense had 18 tackles for loss against WVU.

After trailing for the majority of the game, the Bearcats had a chance to tie things up as time expired, but a blocked Tony Miliano field goal resulted in the West Virginia victory.

The Bearcats forced the Mountaineers to a three-and-out on the opening possession and took quick control of the ball game in a three-play, 54-yard drive capped by a 40-yard rush by Pead to give UC the early lead just one minute in.

A blocked field goal by sophomore Deven Drane sparked a momentum shift at the 8:48 mark of the third quarter. Legaux ran it 65 yards to the WVU 31-yard line to begin the ensuing drive, but the Mountaineers stopped the scoring drive and Miliano's field goal attempt went wide left to keep the score 17-7.

Legaux pulled the Bearcats back into the game with 4:25 remaining in the third quarter with the help of Pead, who tacked on 45 yards to pull UC within three, 17-14. As the Mountaineers were driving down the field on its next possession, junior defensive lineman Walter Stewart recovered a WVU fumble, allowing Pead to add another touchdown to give the hosts their first lead since its first touchdown, 21-17.

SCORE BY QUARTERS

| | 1 | 2 | 3 | 4 | F |
|----------------------|---|----|---|---|------|
| West Virginia | 7 | 10 | 0 | 7 | - 24 |
| No. 23/18 Cincinnati | 7 | 0 | 7 | 7 | - 21 |

SCORING SUMMARY

| QTR | TIME | TEAM | SCORING PLAY | DRIVE; TIME |
|-----|-------|------|--|-------------|
| 1st | 13:09 | CIN | Pead 40 yd run (Miliano kick) | 3-54; 0:51 |
| | 11:37 | WVU | Bailey 59 yd pass from G. Smith (Bitancurt kick) | 4-78; 1:24 |
| 2nd | 09:35 | WVU | Bitancurt 28 yd field goal | 11-72; 5:19 |
| | 08:11 | WVU | Miller 0 yd fumble recovery (Bitancurt kick) | |
| 3rd | 04:25 | CIN | Legaux 7 yd run (Miliano kick) | 2-52; 0:29 |
| 4th | 13:20 | CIN | Pead 10 yd run (Miliano kick) | 10-52; 3:27 |
| | 08:52 | WVU | Alston 1 yd run (Bitancurt kick) | 12-74; 4:21 |



Cincinnati

3

Rutgers

20

PISCATAWAY, N.J. - Rutgers' Jawan Jamison rushed for a career-high 200 yards and two touchdowns and surprising Rutgers moved into a share of first place in the Big East Conference with a 20-3 victory over Cincinnati.

Picked to finish last in the conference's preseason poll, Rutgers (8-3, 4-2) limited Cincinnati to a season-low 225 total yards while holding sophomore Munchie Legaux to 158 yards passing in his first start for the injured Zach Collaros.

Jamison carried 34 times and scored on runs of 12 and 1 yard as the Scarlet Knights handed the Bearcats (7-3, 3-2) their second straight loss and snapped a five-game losing streak against them. It also avenged a 69-38 loss last season, a game in which Cincinnati had 661 yards in total offense.

The victory moved Rutgers into a tie for first place in the league with Louisville (6-5, 4-2), which beat Connecticut Saturday. Cincinnati, West Virginia and Pittsburgh are a half game back.

Tony Miliano cut the deficit to 7-3 with a 47-yard field goal after Cincinnati could generate only 18 yards in eight plays after getting the ball at the Rutgers 48 following a short punt.

Rutgers pushed the lead back to seven points when San San Te capped a 23-play, 82-yard second-quarter march that consumed close to 10 minutes. Chas Dodd (19 of 33 for 173 yards) converted three third-down passes on the drive and Jamison converted two other third downs with short runs.

After getting a first and goal at the Bearcats 1, Cincinnati brought down fullback Michael Burton for a 4-yard loss and Rutgers had to settle for three points.

Jamison pushed the lead to 17-3 midway through the third quarter capping an 11-play, 94 yard drive on which he has runs of 22 and 29 yards with his short TD run.

JK Schaffer tied a season high with 13 tackles to lead the UC defense which spent over 38 minutes on the field.

SCORE BY QUARTERS

| | 1 | 2 | 3 | 4 | F |
|------------|---|---|---|---|------|
| Cincinnati | 3 | 0 | 0 | 0 | - 3 |
| Rutgers | 7 | 3 | 7 | 3 | - 20 |

SCORING SUMMARY

| QTR | TIME | TEAM | SCORING PLAY | DRIVE; TIME |
|-----|-------|------|-----------------------------|-------------|
| 1st | 11:43 | RU | Jamison 12 yd run (Te kick) | 2-13; 0:46 |
| | 04:38 | CIN | Miliano 47 yd field goal | 8-18; 3:09 |
| 2nd | 03:38 | RU | Te 19 yd field goal | 23-82; 9:37 |
| 3rd | 07:53 | RU | Jamison 1 yd run (Te kick) | 11-94; 4:56 |
| 4th | 14:08 | RU | Te 43 yd field goal | 8-56; 3:33 |

TEAM STATISTICS

| | WVU | UC |
|----------------------------|---------|---------|
| FIRST DOWNS | 19 | 16 |
| RUSHES-YARDS (NET) | 32-32 | 33-190 |
| PASSING YDS (NET) | 372 | 214 |
| Passes Att-Comp-Int | 43-29-0 | 32-17-1 |
| TOTAL OFF. (PLAYS-YDS.) | 75-404 | 65-404 |
| Fumble Returns-Yards | 0-0 | 0--7 |
| Punt Returns-Yards | 3-50 | 1-6 |
| Kickoff Returns-Yards | 4-84 | 4-70 |
| Interception Returns-Yards | 1-16 | 0-0 |
| Punts (Number-Avg) | 7-37.1 | 6-42.7 |
| Fumbles-Lost | 2-1 | 2-1 |
| Penalties-Yards | 14-95 | 5-45 |
| Possession Time | 36:00 | 24:00 |
| Third-Down Conversions | 5 of 16 | 4 of 15 |
| Fourth-Down Conversions | 0 of 0 | 0 of 1 |
| Red-Zone Scores-Chances | 2-3 | 2-4 |
| Sacks By: Number-Yards | 2-27 | 5-27 |

INDIVIDUAL STATISTICS

RUSHING: West Virginia-BUIE, Andrew 4-21; GARRISON, D. 13-19; ALSTON, Shawne 7-6; AUSTIN, Tavon 1-6; SMITH, Geno 7-minus 20. Cincinnati-PEAD, Isaiah 19-113; LEGAUX, Munchie 8-77; WINN, George 2-3; COLLAROS, Zach 4-minus 3.

PASSING: West Virginia-SMITH, Geno 29-43-0-372. Cincinnati-LEGAUX, Munchie 10-21-1-144; COLLAROS, Zach 7-11-0-70.

RECEIVING: West Virginia-AUSTIN, Tavon 9-126; BAILEY, Stedman 6-104; GARRISON, D. 3-23; BROWN, Devon 2-25; MCCARTNEY, Ivan 2-20; URBAN, Tyler 2-19; BUIE, Andrew 2-17; MILHOUSE, Willi 1-24; NEHLEN, Ryan 1-8; ALSTON, Shawne 1-6. Cincinnati-THOMPSON, K. 5-67; PEAD, Isaiah 5-67; WOODS, DJ 2-27; MCCLUNG, A. 2-20; ROBINSON, A. 1-17; CHISUM, Alex 1-13; KELCE, Travis 1-3.

TEAM STATISTICS

| | UC | RU |
|----------------------------|---------|---------|
| FIRST DOWNS | 11 | 23 |
| RUSHES-YARDS (NET) | 28-67 | 45-203 |
| PASSING YDS (NET) | 158 | 182 |
| Passes Att-Comp-Int | 31-12-1 | 35-21-0 |
| TOTAL OFF. (PLAYS-YDS.) | 59-225 | 80-385 |
| Fumble Returns-Yards | 0-0 | 0-0 |
| Punt Returns-Yards | 1-4 | 1-5 |
| Kickoff Returns-Yards | 5-106 | 1-12 |
| Interception Returns-Yards | 0-0 | 1-0 |
| Punts (Number-Avg) | 7-42.9 | 7-39.0 |
| Fumbles-Lost | 1-1 | 1-0 |
| Penalties-Yards | 5-42 | 9-70 |
| Possession Time | 21:46 | 38:14 |
| Third-Down Conversions | 4 of 15 | 8 of 18 |
| Fourth-Down Conversions | 2 of 3 | 0 of 1 |
| Red-Zone Scores-Chances | 0-1 | 3-3 |
| Sacks By: Number-Yards | 3-26 | 3-29 |

INDIVIDUAL STATISTICS

RUSHING: Cincinnati-LEGAUX, Munchie 12-31; PEAD, Isaiah 14-28; WINN, George 2-8. Rutgers-Jamison, Jawan 34-200; Shuler, Miles 1-19; Deering, Jeremy 4-13; Martinek, Joe 1-minus 2; Burton, Michael 1-minus 4; Dodd, Chas 4-minus 23.

PASSING: Cincinnati-LEGAUX, Munchie 12-31-1-158. Rutgers-Dodd, Chas 21-35-0-182.

RECEIVING: Cincinnati-MCCLUNG, A. 5-69; CHISUM, Alex 3-57; THOMPSON, K. 2-21; ANNEN, Blake 1-6; WOODS, DJ 1-5. Rutgers-Sanu, Mohamed 6-38; Pratt, Quon 5-49; Martinek, Joe 4-32; Coleman, Brandon 2-33; Jefferson, D.C. 2-17; Burton, Michael 2-13.

GAME 11 • NOV. 26, 2011 • CARRIER DOME • SYRACUSE, N.Y. • ATT.: 38,159

GAME 12 • DEC. 3, 2011 • NIPPERT STADIUM • CINCINNATI, OHIO • ATT.: 27,930



Cincinnati

30

Syracuse

13

SYRACUSE, N.Y. - University of Cincinnati senior running back Isaiah Pead had 246 all-purpose yards and a pair of touchdowns to help lead the Bearcats to a 30-13 win over Syracuse.

Pead finished with a career-best nine catches for a career high 112 yards, 80 yards rushing, and a pair of punt returns, the first of his career, for 54 yards. He had a 24-yard rushing touchdown on the first offensive play of the third quarter and also scored on a 69-yard strike from sophomore quarterback Munchie Legaux.

Pead cracked the 1,000-yard mark for the second-straight season, becoming the first Cincinnati back to do so in 25 years. He also became just the third UC player to eclipse 3,000-career rushing yards.

Legaux, making his second collegiate start in place of an injured Zach Collaros, teamed with fellow sophomore QB Jordan Luallen to keep the Orange defense off balance.

Legaux finished 13-of-22 for 169 yards, two touchdowns and no interceptions. Luallen ran the ball eight times for 77 yards, a 9.6 yards per carry average, which included a 48-yard scamper that put the Bearcats on the 1-yard line.

Syracuse was unable to gain any kind of field advantage the entire game, starting no better than its own 26. The Bearcats did, though, and none better than on the second-half kickoff.

Freshman Ralph David Abernathy IV returned the kick 71 yards, failing to beat the only defender left between him and the end zone as kicker Ross Krautman made a saving tackle at the Orange 24. It went for naught when Pead scored on the next play for a 17-6 lead.

Another freshman, kicker Tony Miliano connected on field goals of 27, 22 and a career-long tying 48 yards while punter Pat O'Donnell played a key role with four punts for an average of 54.0 yards per kick. He dropped three balls inside the 20-yard line with only one touchback and had a long kick of 61 yards.

SCORE BY QUARTERS

| | 1 | 2 | 3 | 4 | F |
|------------|---|----|----|---|------|
| Cincinnati | 0 | 10 | 13 | 7 | - 30 |
| Syracuse | 3 | 3 | 7 | 0 | - 13 |

SCORING SUMMARY

| QTR | TIME | TEAM | SCORING PLAY | DRIVE; TIME |
|-----|-------|------|--|-------------|
| 1st | 12:09 | SYR | Krautman 40 yd field goal | 9-53; 2:51 |
| 2nd | 09:08 | CIN | Miliano 27 yd field goal, 9-46; 3:50 | |
| | 05:29 | SYR | Krautman 32 yd field goal | 10-64; 3:39 |
| | 02:06 | CIN | Kelce 2 yd pass from Legaux (Miliano kick) | 8-71; 3:23 |
| 3rd | 14:43 | CIN | Pead 24 yd run (Miliano kick) | 1-24; 0:17 |
| | 08:17 | CIN | Miliano 22 yd field goal | 6-48; 2:37 |
| | 04:40 | CIN | Miliano 48 yd field goal | 6-19; 1:57 |
| | 00:43 | SYR | Provo 13 yd pass from Nassib (Krautman kick) | 10-76; 3:57 |
| 4th | 09:13 | CIN | Pead 69 yd pass from Legaux (Miliano kick) | 2-70; 0:42 |

TEAM STATISTICS

| | UC | SU |
|----------------------------|---------|---------|
| FIRST DOWNS | 18 | 22 |
| RUSHES-YARDS (NET) | 42-189 | 40-170 |
| PASSING YDS (NET) | 179 | 203 |
| Passes Att-Comp-Int | 25-15-0 | 38-19-1 |
| TOTAL OFF. (PLAYS-YDS.) | 67-368 | 78-373 |
| Fumble Returns-Yards | 0-0 | 0-0 |
| Punt Returns-Yards | 3-58 | 2--1 |
| Kickoff Returns-Yards | 4-139 | 6-121 |
| Interception Returns-Yards | 1-0 | 0-0 |
| Punts (Number-Avg) | 4-54.0 | 6-42.8 |
| Fumbles-Lost | 0-0 | 2-0 |
| Penalties-Yards | 8-60 | 6-55 |
| Possession Time | 27:52 | 30:00 |
| Third-Down Conversions | 6 of 15 | 4 of 15 |
| Fourth-Down Conversions | 0 of 1 | 0 of 2 |
| Red-Zone Scores-Chances | 3-4 | 2-3 |
| Sacks By: Number-Yards | 4-13 | 0-0 |

INDIVIDUAL STATISTICS

RUSHING: Cincinnati-PEAD, Isaiah 17-80; LUAllen, Jordan 8-77; WINN, George 8-33; LEGAUX, Munchie 3-11; ABERNATHY, RD 1-minus 1; TEAM 5-minus 11. Syracuse-BAILEY, Antwon 27-135; GRAHAM, Dorian 1-18; SMITH, Jerome 4-11; NASSIB, Ryan 8-6.

PASSING: Cincinnati-LEGAUX, Munchie 13-22-0-169; LUAllen, Jordan 2-3-0-10. Syracuse-NASSIB, Ryan 19-38-1-203.

RECEIVING: Cincinnati-PEAD, Isaiah 9-112; WOODS, DJ 2-36; THOMPSON, K. 2-21; CHISUM, Alex 1-8; KELCE, Travis 1-2. Syracuse-CHEW, Van 6-77; BAILEY, Antwon 5-43; PROVO, Nick 3-47; LEMON, Alec 3-25; GRAHAM, Dorian 1-7; SMITH, Jerome 1-4.



Connecticut

27

Cincinnati

35

CINCINNATI - The University of Cincinnati football team (9-3, 5-2 BIG EAST) won the BIG EAST Conference Championship for the third time in four years when it defeated Connecticut (5-7, 3-4 BIG EAST), 35-27.

The defense was the story all afternoon, which recorded 13 tackles for loss and six sacks. Senior linebacker JK Schaffer led with 11 tackles, giving him 104 for the season, while senior defensive tackle Derek Wolfe has 10 tackles, a career-best 5.0 tackles for loss and 2.5 sacks. The defense scored two touchdowns against the Huskies, bringing its season total to six.

On the offensive side, sophomore quarterback Munchie Legaux and sophomore wide receiver Anthony McClung finished with career highs. Legaux completed 15-of-35 passes for a career-best 217 yards and three touchdowns, while McClung had a career-high 142 yards and two touchdowns on eight catches.

On the Huskies opening possession, two penalties pinned the visitors as their own five-yard line. Faced with third-down, Stewart took the ball directly from quarterback Johnny McEntee's hands in the end zone to give the hosts the early 7-0 lead less than five minutes into the game.

The UC defense continued to dominate, this time by way of junior safety Drew Frey, who picked off McEntee and ran it in for his first career touchdown to give the Bearcats the 14-0 lead with just over one minute remaining in the first quarter.

The offense followed suit on its next possession, as Legaux marched his team down the field in a six-play, 58-yard drive, capped by a 22-yard touchdown to freshman wide receiver Alex Chisum to increase the Cincinnati lead, 21-0, with 13:13 left in the half.

UC kept rolling as Legaux connected with McClung three times on its next possession, including a 13-yard touchdown pass to make it 28-3 with less than two minutes remaining.

The teams exchanged possession before Connecticut concluded the half with a 46-yard field goal to make the score 28-6 heading into the locker room.

SCORE BY QUARTERS

| | 1 | 2 | 3 | 4 | F |
|-------------|----|----|---|----|------|
| Connecticut | 0 | 6 | 6 | 15 | - 27 |
| Cincinnati | 14 | 14 | 7 | 0 | - 35 |

SCORING SUMMARY

| QTR | TIME | TEAM | SCORING PLAY | DRIVE; TIME |
|-----|-------|-------|--|-------------|
| 1st | 10:38 | CIN | Stewart 0 yd fumble recovery (Miliano kick) | |
| | 01:13 | CIN | Frey 15 yd interception return (Miliano kick) | |
| 2nd | 13:13 | CIN | Chisum 22 yd pass from Legaux (Miliano kick) | 6-58; 1:28 |
| | 07:39 | UCONN | Teggart 35 yd field goal | 4--8; 2:06 |
| | 01:45 | CIN | McClung 13 yd pass from Legaux (Miliano kick) | 15-72; 5:47 |
| | 00:00 | UCONN | Teggart 46 yd field goal | 5-31; 0:26 |
| 3rd | 09:13 | UCONN | Teggart 53 yd field goal | 5-12; 2:11 |
| | 01:36 | UCONN | Teggart 43 yd field goal | 9-43; 2:30 |
| | 00:30 | CIN | McClung 31 yd pass from Legaux (Miliano kick) | 5-46; 0:59 |
| 4th | 09:58 | UCONN | Hinkley 3 yd pass from McEntee (Manning pass from McEntee) | 12-75; 5:26 |
| | 05:46 | UCONN | Griffin 25 yd pass from McEntee (Teggart kick) | 1-25; 0:07 |

TEAM STATISTICS

| | UCONN | UC |
|----------------------------|---------|---------|
| FIRST DOWNS | 15 | 18 |
| RUSHES-YARDS (NET) | 34-18 | 40-102 |
| PASSING YDS (NET) | 252 | 217 |
| Passes Att-Comp-Int | 40-20-1 | 35-15-2 |
| TOTAL OFF. (PLAYS-YDS.) | 74-270 | 75-319 |
| Fumble Returns-Yards | 0-0 | 0-0 |
| Punt Returns-Yards | 2--2 | 4-21 |
| Kickoff Returns-Yards | 5-97 | 6-169 |
| Interception Returns-Yards | 2-9 | 1-15 |
| Punts (Number-Avg) | 8-38.9 | 8-35.6 |
| Fumbles-Lost | 2-2 | 2-1 |
| Penalties-Yards | 8-65 | 9-92 |
| Possession Time | 31:26 | 28:34 |
| Third-Down Conversions | 3 of 16 | 6 of 16 |
| Fourth-Down Conversions | 1 of 1 | 0 of 1 |
| Red-Zone Scores-Chances | 2-2 | 1-1 |
| Sacks By: Number-Yards | 2-7 | 6-45 |

INDIVIDUAL STATISTICS

RUSHING: Connecticut-McCOMBS, Lyle 21-42; McCUMMINGS, Sc. 3-14; NEBRICH, Mike 2-3; JEAN-LOUIS, Jo. 1-3; MOORE, Kashif 1-1; McENTEE, Johnny 6-minus 45. Cincinnati-PEAD, Isaiah 23-68; LEGAUX, Munchie 10-28; WINN, George 3-6; LUAllen, Jordan 4-0.

PASSING: Connecticut-McENTEE, Johnny 20-40-1-252. Cincinnati-LEGAUX, Munchie 15-35-2-217.

RECEIVING: Connecticut-MOORE, Isiah 6-70; MOORE, Kashif 3-47; GRIFFIN, Ryan 3-45; WILLIAMS, Nick 2-45; FRANK, Reuben 2-15; DAVIS, Jeremy 1-14; MANNING, Corey 1-9; JONES, Tebucky 1-4; HINKLEY, Mark 1-3. Cincinnati-McCLUNG, A. 8-142; PEAD, Isaiah 3-minus 1; ANNEN, Blake 1-27; CHISUM, Alex 1-22; ROBINSON, A. 1-15; WOODS, DJ 1-12.

2012 UNIVERSITY OF CINCINNATI FOOTBALL

GAME 13 • DEC. 31, 2011 • LIBERTY BOWL MEMORIAL STADIUM • MEMPHIS, TENN. • ATT.: 57,103



Cincinnati

31

Vanderbilt

24

MEMPHIS, Tenn. - University of Cincinnati Head Coach Butch Jones rang the bell on the AutoZone Liberty Bowl trophy, eager to get the Bearcats' party started.

Isaiah Pead ran for 149 yards and a TD, and Ralph David Abernathy IV's 90-yard kickoff return early in the fourth quarter put Cincinnati ahead to stay as the Bearcats edged Vanderbilt 31-24.

The Bearcats (10-3) capped the season with their third straight victory by snapping a two-game skid in bowl games. It was their first bowl win since downing Southern Miss in the 2007 PapaJohns.com Bowl. They also notched their fourth 10-win season in the past five years, bouncing back from 4-8 in 2010 during Jones' first season.

The Commodores led 21-17 when Abernathy became the first Cincinnati player to return a kickoff for a TD in the program's 13 bowl appearances.

Abernathy is the grandson of the civil rights leader who was in Memphis with Martin Luther King when he was assassinated in 1968 at the Lorraine Motel, a few miles away from the Liberty Bowl Memorial Stadium.

Vandy's Archibald Barnes blocked Tony Miliano's 39-yard field goal with 3:58 left, giving the Commodores the ball with plenty of time to go ahead. Nick Temple picked off Larry Smith's pass with 3:15 remaining, and Pead sealed the victory with a 12-yard TD run with 1:52 left.

Pead was the game's MVP, and the senior finally got to celebrate a bowl win.

George Winn also scored on a 69-yard TD run when he replaced Pead, while the BIG EAST Offensive Player of the Year got his helmet fix. Jones credited equipment manager Todd McMinn as an unsung hero with Winn scoring on the longest run of his career.

Zach Collaros completed one of the more remarkable comebacks in college football, starting under center 47 days following surgery to correct a broken right ankle on Nov. 14. Collaros threw a touchdown pass and was 12 of 29 for 80 yards passing, moving around well.

The Bearcats led 14-7 at halftime and couldn't take advantage of two Vanderbilt turnovers in the third quarter. J.K. Schaffer was UC's defensive MVP, finishing with nine tackles, including one for a loss and a sack.

| SCORE BY QUARTERS | 1 | 2 | 3 | 4 | F |
|-------------------|---|----|---|----|------|
| Cincinnati | 0 | 14 | 0 | 17 | - 31 |
| Vanderbilt | 7 | 0 | 7 | 10 | - 24 |

SCORING SUMMARY

| QTR | TIME | TEAM | SCORING PLAY | DRIVE; TIME |
|-----|-------|-------|--|-------------|
| 1st | 07:34 | VANDY | Stacy 7 yd run (Fowler kick) | 3-22; 1:12 |
| 2nd | 14:17 | CIN | Winn 69 yd run (Miliano kick) | 1-69; 0:14 |
| | 00:12 | CIN | McClung 8 yd pass from Collaros (Miliano kick) | 9-56; 2:19 |
| 3rd | 03:53 | VANDY | Seymour 5 yd run (Fowler kick) | 8-52; 2:24 |
| 4th | 14:41 | CIN | Miliano 44 yd field goal | 12-33; 4:05 |
| | 14:03 | VANDY | Boyd 68 yd pass from Smith (Fowler kick) | 2-76; 0:30 |
| | 13:51 | CIN | Abernathy 90 yd kickoff return (Miliano kick) | |
| | 01:52 | CIN | Pead 12 yd run (Miliano kick) | 3-31; 1:23 |
| | 00:24 | VANDY | Fowler 35 yd field goal | 10-55; 1:22 |

| TEAM STATISTICS | UC | VU | INDIVIDUAL STATISTICS |
|----------------------------|---------|---------|---|
| FIRST DOWNS | 20 | 14 | RUSHING: Cincinnati-PEAD, Isaiah 28-149; WINN, George 6-78; MCCLUNG, A. 1-4; TEAM 1-minus 2; |
| RUSHES-YARDS (NET) | 44-221 | 36-127 | COLLAROS, Zach 8-minus 8. Vanderbilt-Zac Stacy 18- |
| PASSING YDS (NET) | 80 | 168 | 57; Jordan Rodgers 9-33; Richard Kent 1-17; Larry Smith |
| Passes Att-Comp-Int | 29-12-2 | 34-12-2 | 5-17; Jerron Seymour 2-5; TEAM 1-minus 2. |
| TOTAL OFF. (PLAYS-YARDS) | 73-301 | 70-295 | |
| Fumble Returns-Yards | 0-0 | 0-0 | PASSING: Cincinnati-COLLAROS, Zach 12-29-2-80. |
| Punt Returns-Yards | 2--1 | 3-22 | Vanderbilt-Larry Smith 8-19-1-142; Jordan Rodgers 4-14- |
| Kickoff Returns-Yards | 2-120 | 6-102 | 1-26; Zac Stacy 0-1-0-0. |
| Interception Returns-Yards | 2-17 | 2-11 | |
| Punts (Number-Avg) | 7-42.9 | 8-42.2 | RECEIVING: Cincinnati-ROBINSON, A. 4-16; KELCE, Travis |
| Fumbles-Lost | 3-0 | 2-1 | 3-29; PEAD, Isaiah 3-15; CHISUM, Alex 1-12; MCCLUNG, A. |
| Penalties-Yards | 5-55 | 6-39 | 1-8. Vanderbilt-Jordan Matthews 4-56; Brandon Barden |
| Possession Time | 30:37 | 29:14 | 3-20; Chris Boyd 2-69; Zac Stacy 2-11; Wesley Tate 1-12. |
| Third-Down Conversions | 4 of 15 | 6 of 19 | |
| Fourth-Down Conversions | 0 of 0 | 1 of 2 | |
| Red-Zone Scores-Chances | 2-3 | 3-3 | |
| Sacks By: Number-Yards | 2-7 | 3-15 | |

SCORING:**A kickoff was returned for a touchdown:**

UC: Ralph David Abernathy IV, vs. Vanderbilt, 12/31/11, 90 yards
 OPP: Mike Jenkins, USF, 11/3/07, 100 yards

A punt was returned for a touchdown:

UC: Mardy Gilyard, vs. SEMO, 9/12/09, 53 yards
 OPP: Robert McClain, Connecticut, 11/7/09, 87 yards

An interception was returned for a touchdown:

UC: Drew Frey, vs. Connecticut, 12/03/11, 15 yards
 OPP: Mike Evans, Louisville, 10/15/11, 63 yards

Two interceptions were returned for touchdowns:

UC: Dominique Battle, vs. Akron, 9/17/11, 30 yards
 Camerron Cheatham, vs. Akron, 9/17/11, 53 yards
 OPP: C. Chenault and D. Johnson, Kentucky, 9/27/86

A fumble was recovered/returned for a touchdown:

UC: JK Schaffer, at Miami (OH), 10/1/11, 37 yards
 OPP: Julian Miller, West Virginia, 11/12/11, (0 yards)

The defense produced three touchdowns:

UC: 3 (2 INT, 1 FMB) vs. Akron, 9/17/11
 OPP: n/a

A safety was recorded:

UC: vs. Indiana State, 9/11/10, sack in the end zone
 OPP: by West Virginia, 11/13/10, sack in the end zone

A two-point conversion was made:

UC: vs. Louisville (Robinson pass from Collaros), 10/15/11
 OPP: by Connecticut (Manning pass from McEntee), 12/3/11

A defensive two-point conversion was made:

UC: Daven Holly vs. Miami (OH), 9/11/04
 OPP: David Williams, Houston, 11/14/98

An individual scored three touchdowns in a game:

UC: Isaiah Pead (4 rushing, 1 receiving), vs. Rutgers, 11/20/10
 OPP: Dion Lewis, Pittsburgh (4 rushing), 12/4/10

LONG PLAYS:**A run went for 50 yards or more:**

UC: 69 by George Winn, vs. Vanderbilt, 12/31/11
 OPP: 76 by Dion Lewis, Pittsburgh, 12/4/10

A pass was completed for 50 yards or more:

UC: 69 yards from Legaux to Pead, at Syracuse, 11/26/11
 OPP: 68 yards from Smith to Boyd, vs. Vanderbilt, 12/31/11

A pass was completed for 75 yards or more:

UC: 81 yards Collaros to Binns, at Syracuse, 10/31/09
 OPP: 87 yards from Glennon to Graham, NC State, 9/22/11

RUSHING:**An individual rushed for 100+ yards in a game:**

UC: 149 by Isaiah Pead, vs. Vanderbilt, 12/31/11
 OPP: 135 by Antwon Bailey, Syracuse, 11/26/11

An individual rushed for 200+ yards in a game:

UC: 222 by Isaiah Pead, vs. Rutgers, 11/20/10
 OPP: 200 by Jawan Jamison, Rutgers, 11/19/11

An individual rushed 30 times in a game:

UC: 31 carries by Isaiah Pead, vs. Rutgers, 11/20/10
 OPP: 34 carries by Jawan Jamison, Rutgers, 11/19/11

An individual rushed 40 times in a game:

UC: 41 carries by DeMarco McCleskey vs. E. Carolina, 11/5/98
 OPP: 42 carries by Dion Lewis, Pittsburgh, 12/4/10

Two teammates rushed for 100+ yards in a game:

UC: Eddington (138 yds.) & R. Hall (117) vs. ECU, 9/1/03
 OPP: White (155) & Slaton (103), West Virginia, 11/17/07

PASSING:**An individual passed for 300+ yards in a game:**

UC: 366 by Zach Collaros, vs. Rutgers, 11/20/10
 OPP: 372 by Geno Smith, West Virginia, 11/12/11

An individual passed for 400+ yards in a game:

UC: 389 by Zach Collaros, at USF, 10/22/11
 OPP: 409 by B.J. Daniels, USF, 10/22/11

An individual completed 30+ passes in a game:

UC: 35 by Munchie Legaux, vs. Connecticut, 12/3/11
 OPP: 34 by Tyler Bray, Tennessee, 9/10/11

An individual attempted 40 passes in a game:

UC: 41 by Zach Collaros, at USF, 10/22/11
 OPP: 43 by Geno Smith, West Virginia, 11/12/11

An individual attempted 50 passes in a game:

UC: 50 by Zach Collaros, at Connecticut, 11/27/10
 OPP: 51 by Landry Jones, Oklahoma, 9/25/10

An individual threw three touchdown passes:

UC: 3 by Munchie Legaux, vs. Connecticut, 12/3/11
 OPP: 4 by Tyler Bray, Tennessee, 9/10/11

An individual threw four touchdown passes:

UC: 4 by Zach Collaros, vs. Rutgers, 11/20/10
 OPP: 4 by Tyler Bray, Tennessee, 9/10/11

An individual threw five touchdown passes:

UC: 5 by Zach Collaros, at Louisville, 10/15/10
 OPP: 5 by Jason McKinley, Houston, 11/14/98

An individual threw four interceptions in a game:

UC: 4 by Zach Collaros, at Connecticut, 11/27/10
 OPP: 4 by Matt Grothe, USF, 11/3/07

RECEIVING:**An individual caught 10 or more passes in a game:**

UC: 10 by Armon Binns, at West Virginia, 11/13/10
 OPP: 10 by Justin Hunter & Da'Rick Rogers, Tennessee, 9/10/11

An individual had 100 yards receiving in a game:

UC: 142 by Anthony McClung, vs. Connecticut, 12/3/11
 OPP: 126 by T. Austin, 104 by S. Bailey, West Virginia, 11/12/11

An individual had 200 yards receiving in a game:

UC: 210 by Marcus Barnett vs. West Virginia, 11/17/07
 OPP: 226 by Howard Twilley, Tulsa, 10/23/65

Two teammates had 100 yards receiving in a game:

UC: Barnett (174), Binns (158), Woods (137), vs. USF 10/22/10
 OPP: Austin (126), Bailey (104), West Virginia, 11/12/11

Three teammates had 100 yards receiving in a game:

UC: Barnett (174), Binns (158), Woods (137), vs. USF 10/22/10
 OPP: n/a

TOTAL OFFENSE:**An individual had 300 yards of total offense:**

UC: 315 by Zach Collaros, vs. NC State, 9/22/11
 OPP: 352 by Geno Smith, West Virginia, 11/12/11

An individual had 400 yards of total offense:

UC: 410 by Zach Collaros, at USF, 10/22/11
 OPP: 463 by B.J. Daniels, USF, 10/22/11

An individual had 200 all-purpose yards:

UC: 246 by Isaiah Pead, at Syracuse, 11/26/11
 OPP: 200 by Jawan Jamison, Rutgers, 11/19/11

KICKING:**An extra point kick was missed:**

UC: by Tony Miliano, at USF, 10/22/11 (blocked kick)
 OPP: by Garrett Palmer, San Diego State, 9/29/07

An individual made four field goals:

UC: 4 by Tony Miliano, at Pittsburgh, 11/5/11
 OPP: 4, by Dave Teggart, Connecticut, 12/3/11

A 50-yard field goal was made:

UC: 53 yards by Jake Rogers, at Hawai'i, 12/06/08
 OPP: 53 yards by Dave Teggart, Connecticut, 12/3/11

An individual punted 10 times:

UC: 10 by Chet Ervin at West Virginia, 9/13/03
 OPP: 10 by Teddy Dellaganna, Rutgers, 10/11/08

A team did not punt in a game:

UC: Austin Peay, 9/3/11
 OPP: Syracuse, 10/10/98

An individual blocked a punt:

UC: by Connor Barwin, at UConn, 10/25/08
 OPP: by Adrian Bushell, Louisville, 10/15/11

An individual blocked a field goal:

UC: by John Hughes, vs. West Virginia, 11/12/11
 OPP: by Eain Smith, West Virginia, 11/12/11

A player intercepted two passes in a game:

UC: 3 by DeAngelo Smith, vs. Southern Miss, 12/22/07
 OPP: 2 by Dom DeCicco, Pittsburgh, 12/4/10

TEAM:**A team rushed for 200 yards in a game:**

UC: 221 vs. Vanderbilt, 12/31/11
 OPP: 212 by Rutgers, 11/19/11

A team rushed for 300 yards in a game:

UC: 387 vs. Austin Peay, 9/3/11
 OPP: 313 by West Virginia, 11/11/06

A team rushed for less than 100 yards in a game:

UC: 67 at Rutgers, 11/19/11
 OPP: 18 by Connecticut, 12/3/11

A team passed for more than 300 yards in a game:

UC: 389 at USF, 10/22/11
 OPP: 372 by West Virginia, 11/12/11

A team passed for more than 400 yards in a game:

UC: 512 vs. USF, 10/22/10
 OPP: 409 by USF, 10/22/11

A team passed for less than 100 yards in a game:

UC: 80 vs. Vanderbilt, 12/31/11
 OPP: 59 by Syracuse, 11/29/08

A team had 400 yards of total offense:

UC: 404 vs. West Virginia, 11/12/11
 OPP: 404 by West Virginia, 11/12/11

A team had 500 yards of total offense:

UC: 507 at USF, 10/22/11
 OPP: 592 by Oklahoma, 9/6/08

A team had 600 yards of total offense:

UC: 661 vs. Rutgers, 11/20/10
 OPP: 601 by Syracuse, 10/10/98

A team had less than 200 yards of total offense:

UC: 190 at Memphis, 11/11/00
 OPP: 176, by SEMO, 9/12/09

CINCINNATI'S RECORD

| | 2011 | 2010 | 2009 | 2008 | 2007 | Since 2007 |
|---|------|------|------|------|------|------------|
| When playing at home | 5-1 | 3-4 | 6-0 | 6-0 | 4-2 | 24-7 |
| When playing on road | 4-2 | 1-4 | 6-0 | 5-2 | 5-1 | 21-9 |
| At Neutral Sites | 1-0 | 0-0 | 0-1 | 0-1 | 1-0 | 2-2 |
| When playing on natural grass | 2-1 | 0-3 | 2-0 | 0-3 | 3-1 | 7-8 |
| When playing on artificial turf | 8-2 | 4-5 | 10-1 | 11-0 | 7-2 | 40-10 |
| When playing during the day | 7-3 | 1-4 | 8-0 | 3-2 | 4-1 | 23-10 |
| When playing at night | 3-0 | 3-4 | 4-1 | 8-1 | 6-2 | 24-8 |
| When scoring first | 6-2 | 3-3 | 9-0 | 10-2 | 6-2 | 34-9 |
| When opponent scores first | 4-1 | 1-5 | 3-1 | 1-1 | 4-1 | 13-9 |
| When leading after first quarter | 5-0 | 3-2 | 8-0 | 9-1 | 8-2 | 33-5 |
| When trailing after first quarter | 3-1 | 0-5 | 2-1 | 1-1 | 1-0 | 7-8 |
| When tied after first quarter | 2-2 | 1-1 | 2-0 | 1-1 | 1-1 | 7-5 |
| When leading at halftime | 7-0 | 3-0 | 10-0 | 9-1 | 9-1 | 38-2 |
| When trailing at halftime | 2-3 | 1-7 | 1-1 | 2-2 | 1-1 | 7-14 |
| When tied at halftime | 1-0 | 0-1 | 1-0 | 0-0 | 0-1 | 2-2 |
| When leading after three quarters | 6-0 | 4-0 | 11-0 | 10-0 | 10-0 | 41-0 |
| When trailing after three quarters | 2-2 | 0-8 | 1-1 | 1-3 | 0-2 | 4-17 |
| When tied after three quarters | 2-1 | 0-0 | 0-0 | 0-0 | 0-1 | 2-2 |
| In overtime | 0-0 | 0-0 | 0-0 | 1-0 | 0-0 | 1-0 |
| When Cincinnati has more rushing yards | 9-2 | 3-1 | 8-0 | 8-0 | 8-1 | 36-4 |
| When opponent has more rushing yards | 1-1 | 1-6 | 4-1 | 3-3 | 2-2 | 11-13 |
| When Cincinnati rushes for 200 or more yards | 3-0 | 3-0 | 3-0 | 2-0 | 3-0 | 14-0 |
| When Cincinnati rushes for 150 or more yards | 6-2 | 4-2 | 4-0 | 2-0 | 4-0 | 20-4 |
| When Cincinnati holds opponent to 100 rushing yards or less | 5-1 | 3-3 | 3-0 | 6-0 | 8-1 | 25-5 |
| When Cincinnati holds opponent to 150 rushing yards or less | 8-2 | 3-4 | 4-0 | 7-0 | 8-1 | 30-7 |
| When Cincinnati has more passing yards | 1-0 | 1-4 | 11-0 | 8-2 | 5-2 | 26-8 |
| When opponent has more passing yards | 9-3 | 3-5 | 1-1 | 3-1 | 5-1 | 21-11 |
| When Cincinnati passes for 300 or more yards | 1-0 | 1-3 | 7-0 | 3-0 | 3-2 | 15-5 |
| When Cincinnati passes for 200 or more yards | 6-2 | 3-4 | 5-0 | 4-2 | 10-2 | 28-10 |
| When Cincinnati holds opponent to 150 passing yards or less | 1-0 | 0-1 | 2-0 | 2-0 | 1-1 | 6-2 |
| When Cincinnati holds opponent to 100 passing yards or less | 1-0 | 0-0 | 0-0 | 1-0 | 1-0 | 3-0 |
| When Cincinnati has more total yards | 7-0 | 4-4 | 10-0 | 10-0 | 7-1 | 38-5 |
| When opponent has more total yards | 3-2 | 0-4 | 2-1 | 1-3 | 3-2 | 9-12 |
| When Cincinnati has more first downs | 7-0 | 4-3 | 7-0 | 6-1 | 7-1 | 31-5 |
| When opponent has more first downs | 3-3 | 0-5 | 5-1 | 3-2 | 3-2 | 14-13 |
| When first downs are equal | 0-0 | 0-0 | 0-0 | 2-0 | 0-0 | 2-0 |
| When Cincinnati forces more turnovers | 6-1 | 1-0 | 8-0 | 2-0 | 8-0 | 25-1 |
| In games decided by three points or less | 2-1 | 0-1 | 3-0 | 3-0 | 1-0 | 9-2 |
| In games decided by seven points or less | 3-1 | 0-1 | 0-0 | 5-0 | 2-3 | 10-5 |
| In black jerseys | 5-0 | 3-2 | 3-0 | 6-1 | 5-2 | 22-5 |
| In white jerseys | 5-2 | 1-4 | 7-1 | 4-2 | 5-1 | 22-9 |
| In red jerseys | 0-1 | 0-2 | 2-0 | 1-0 | 0-0 | 3-3 |



HISTORY & RECORDS

BEARCATS FOOTBALL HISTORY



The University of Cincinnati football team, under the direction of third-year head coach Butch Jones will play its 125th season of football in 2012.

The Bearcats program dates to 1885 and ranks as one of the 10 oldest in major college football and following a 10-3 campaign in 2011, holds an all-time mark of 561-553-51.

UC has won three of the past four BIG EAST Championships, played in a bowl game in five of the past six seasons and won 55 games over the last six years, the most among current members of the BIG EAST Conference.

In 2010, UC reached as high as No. 3 in all three major polls (Associated Press, USA Today, Bowl Championship Series).

UC's football program is one of the nation's oldest — only Rutgers (1869), Michigan (1879), Navy (1880), and Minnesota (1883), among NCAA Division I institutions, predate Cincinnati, which began the sport in 1885.

UC has been involved in several historic college football milestones starting with Dec. 8, 1888. That day, the Bearcats and Miami (Ohio) University engaged in the first college football game played in the state of Ohio, launching a rivalry that is tied for the oldest in the game among major universities — North Carolina vs. Wake Forest began playing that same year. The Battle for the Victory Bell is the fifth-most played rivalry series in college football.

A few years later in 1897, UC received an invitation to visit New Orleans to play a football game as a reward for a successful season. The game was a precursor to the current postseason football bowl games.

In the 1930s, a UC football player wore a device with his helmet to protect his broken nose. The device was a forerunner of the now standard face mask. The first soccer-style place kick was also attempted by a Bearcat, Hank Hartong, in the early 1960s.

Coaching luminaries have patrolled the sidelines at Cincinnati. College Football Hall of Fame coach Frank Cavanaugh began his 24-season career at UC. Sid Gillman, a member of the College and NFL Halls of Fame, was the architect of one of the top eras of Cincinnati football history. He directed the Bearcats to three conference titles and a pair of bowl game appearances during his six seasons (1949-54) before leaving for the professional ranks. Cincinnati, with Gillman developing the passing offenses which would make him successful in the pro ranks, became known for its aerial attack in the early 1950s. That notoriety continued long after his departure.

In 1968, the Bearcats were the nation's top passing team with quarterback Greg Cook leading the NCAA in total offense, while receiver/kicker Jim O'Brien captured the national scoring title. A year later, Cook earned Rookie of the Year honors as a Cincinnati Bengal, and two years later, O'Brien kicked the game-winning field goal for the Baltimore Colts in Super Bowl V.

With more than 100 players advancing into the professional ranks and nine earning Super Bowl wins, 41 earning all-America honors, and 11 garnering academic all-America recognition, Cincinnati football has clearly made an important impact on college football with its long history of accomplishments.

>> BOWL-CATS Cincinnati has been to nine bowl games over the last 12 seasons and 13 in the program's 124 seasons. UC played in the first Bowl Championship Series game in school history, taking on Virginia Tech in the 75th FedEx Orange Bowl on Jan. 1, 2009.

>> ALL-AMERICA TRADITION Forty-one Bearcats have earned All-America recognition. Mike Woods garnered first-team honors in 1977, earning him an appearance on Bob Hope's television special. Punter Kevin Huber became the first two-time First-Team Associated Press all-American in UC history when he earned the honor in 2007 and 2008.

>> "THE TOE" Jonathan Ruffin received the Lou Groza Award as the nation's top kicker in 2000 after booting a record 26 field goals. He was presented the award by ESPN's Chris Fowler. Ruffin was also a consensus all-American that year.

>> TROPHY GAMES The Bearcats are involved in three trophy games. Cincinnati's annual clash with the Miami RedHawks is the nation's eighth-oldest and 11th longest running rivalry in NCAA Football Bowl Subdivision. The winner of the yearly fall battle claims the Victory Bell. The winner of the UC-Louisville contest takes home the Keg of Nails, while the winner of the UC-Pittsburgh game stakes claim to the recently created River City Rivalry Trophy. UC currently holds all three trophies.

>> UPSET CATS UC football has been dangerous to top teams over the years, knocking off the likes of No. 8 Wisconsin, 17-12, at home in 1999, going to defending national champion Penn State in 1983 and upending the Nittany Lions, 14-3, and dominating Virginia Tech, 16-0, in 1995 while allowing just 41 yards of offense. However, possibly the biggest upset in UC history came in 2006 as the Bearcats beat its highest-ranked opponent in Nippert Stadium history, blowing away then-No. 7 Rutgers, 30-11.

>> CHAMPIONSHIP FOOTBALL With a 47-18 record since the 2007 season, the Bearcats have become relevant on the national stage once again. In 2008, UC claimed the BIG EAST Conference title, the school's first outright conference crown since 1946. The Bearcats climbed as high as No. 12 in the Associated Press, and USA Today Top 25 polls on the way to a school-record 11 wins. In 2009, UC set a school-record with 12 wins, finished No. 3 in the final Bowl Championship Series rankings, won its second-straight BIG EAST crown, and played in the Allstate Sugar Bowl. The Bearcats played in four straight bowl games for the first time in school history. In 2011, UC won its third BIG EAST crown in four years and finished ranked in both the final Associated Press and USA Today Coaches polls.

1885 UC fielded its first football team under the organization of Arch Carson, who served as the first coach. The team won a pair of games over a club from neighboring Mt. Auburn.

1888 Cincinnati and Miami faced off in Oxford for the first college football game in the state of Ohio. The game ended in a scoreless tie but launched a rivalry that is tied for the honors of being the oldest among major college schools.

1897 Following a 7-1-1 season--the lone loss was to the fabled Carlisle Indians--Cincinnati was invited to celebrate New Years in New Orleans and play a contest against the host Southern Athletic Club. A day after their victory, the Bearcats accepted a challenge from LSU and also defeated the Tigers.

1898 Frank Cavanaugh, immortalized as the Iron Major, began his head coaching career at Cincinnati. He was elected to the National Football Foundation Hall of Fame at the conclusion of his illustrious career.

1901 Cincinnati played its first home game at the current site of Nippert Stadium, defeating Hanover, 18-0.

1912 Cincinnati scored a school-record 124 points in a shutout win over Transylvania. Ike Stewart and Bob Heuck each tallied six TDs and Alonzo Wells kicked 12 PATs, all UC records.

1914 Cincinnati teams first used the nickname Bearcats.

1915 Construction began on permanent stadium seating and facilities.

1922 George McLauren, another UC mentor to be elected to the College Football Hall of Fame, began his four-season tenure as UC's head coach.

1923 Nippert Stadium was the site of the first night football game in the Midwest as Cincinnati defeated Kentucky Wesleyan, 17-0. In the season-ending game vs. Miami, Jimmy Nippert sustained a spike wound and died a month later of blood poisoning. His grandfather, James Gamble, donated the money needed to finish the stadium construction.

1924 Nippert Stadium was dedicated.

1933 UC won the first of two straight Buckeye Athletic Association titles.

1934 UC played its first Homecoming game, defeating Marshall, 7-0.

1935 The Bearcats' first NFL players, Bill Feldhaus (Detroit) and Ray Nolting (Chicago), lead UC to a 7-2 record before embarking on their pro careers.

1942 UC hosted No. 2 Georgia at Nippert Stadium. The Bulldogs won, 35-13, and won the Rose Bowl a few months later. The other lone blemish on UC's 8-2 record was to Sugar Bowl victor Tennessee.

1943-44 Football suspended due to World War II.

1946 Cincinnati defeated defending Big 10 Conference champion Indiana in the season opener en route to a 9-2 record. The season was capped by the Bearcats' first bowl appearance. UC defeated Virginia Tech, 18-6, in the Sun Bowl.

1947 UC won its first Mid-American Conference championship. The Bearcats won four crowns in their six-year association with the league.

1949 Sid Gillman took over as head coach and promptly piloted UC to a Mid-American Conference title and a win over Toledo in the Glass Bowl. Tom O'Malley's 1,617 passing yards led the nation.

1950 The Bearcats advanced to the Sun Bowl but are edged by West Texas State, 14-13.

1951 UC posted an all-time best record of 10-1. Gene Rossi and Bob Stratton became the first Bearcats to earn all-America recognition.

1953 Cincinnati led the nation in both total offense (409.5 yards per game) and total defense (184.3), a feat accomplished by only three other teams in college football history.

1954 Sid Gillman left for the Los Angeles Rams after directing UC to an 8-2 ledger. In six seasons under the eventual college and pro hall of fame coach, the Bearcats posted a 50-13-1 record and won three Mid-American Conference titles.

1956 UC led the nation in punt return average, averaging 17.7 yards per return.

1959 Dave Canary became the first of 11 Bearcats to earn academic all-America honors. Canary eschewed pro football possibilities to pursue a successful acting career and became a regular in several TV series. Teammates Jack Lee and Jim Leo were named MVP of the Senior Bowl and College All-Star games, respectively.

1963-64 Cincinnati won back-to-back Missouri Valley Conference titles under Chuck Studley, who went on to become head coach of the Houston Oilers. UC compiled a 14-6 record during those two seasons.

1968 Cincinnati led the nation in passing offense, averaging 335.8 yards per game. Greg Cook led the nation in total offense, amassing 3,210 yards, while receiver/kicker Jim O'Brien was the nation's leading scorer with 142 points.

1970 Bob Bell became the second Bearcat in as many seasons to be a first-round selection in the NFL Draft.

1976 Cincinnati defeated Arizona State and Vanderbilt en route to a 9-2 ledger. Co-Captain Mike Woods earned first-team all-America honors and was a second-round draft pick by the Baltimore Colts.

1983 UC opened the season with a 14-3 upset of defending national champion Penn State at Beaver Stadium.

1985 The Bearcats upset a pair of 1984 bowl teams, Virginia Tech and Boston College.

1986 UC hosted the No. 1 Miami Hurricanes at Nippert Stadium. The Hurricanes validated its ranking with a 45-13 win.

1992 Nippert Stadium reopened to full use following an extensive renovation. The Bearcats hosted No. 8 Penn State in the season opener, and nearly pulled off the upset before falling, 24-20.

1995 Robert Tate led the nation in kickoff return average, averaging 34.3 yards on 15 returns. Tate was named both Offensive and Special Teams MVP in Conference USA.

1996 Cincinnati began competition in Conference USA. The Bearcats posted back-to-back crowds of 30,729 for Kentucky and 30,887 for Miami University, breaking the old stadium attendance record.

1997 Cincinnati ended a draught of 47 seasons without a bowl game appearance when it was selected to play in the inaugural Humanitarian Bowl. The Bearcats defeated Utah State, 35-19, to finish the year at 8-4.

1999 Cincinnati upset No. 8 Wisconsin, 17-12 in Nippert Stadium.

2000 UC won five of its last six games to finish second in Conference USA and earn a bid to play Marshall in the Motor City Bowl. Jonathan Ruffin became a first consensus first-team all-America choice and received the 2000 Lou Groza Award after leading the nation in field goals.

2001 The Bearcats opened the season against No. 25 Purdue in front of a sellout Nippert Stadium crowd. UC won its first four league games en route to a second-place finish in Conference USA and second straight trip to the Motor City Bowl. Quarterback Gino Guidugli is named the C-USA Freshman of the Year after setting school and league freshman records by throwing for 2,573 yards and 16 touchdowns.

2002 Cincinnati set school and Conference USA single-game attendance marks when 66,319 packed Paul Brown Stadium to see UC play eventual national champion Ohio State. UC won its final five league games to claim a share of the C-USA title, its first league championship since 1964. Quarterback Gino Guidugli threw for 3,543 yards, one of five season records set by the sophomore. UC earned a bowl bid for a record third straight year, playing in the New Orleans Bowl.

2004 The Bearcats recovered from a 2-4 start to win five of their last six games, including a convincing 52-24 victory over No. 21 Southern Miss. UC was selected for the Fort Worth Bowl where the Bearcats defeated Marshall, 32-14.

2005 Cincinnati began play in the BIG EAST Conference

2006 The Bearcats posted a 7-5 regular-season mark, playing a schedule that featured five teams ranked in the Top 10 at the time they faced UC. After a couple of near misses against those ranked foes, UC downed No. 7 Rutgers, 30-11, before a national television audience. Cincinnati earned a berth in the inaugural International Bowl in Toronto, Ont. The UC squad earned a 27-24 win over Western Michigan.

2007 The program equaled the school single-season record for wins, posting a 10-3 record and earning a No. 17 ranking in the final Associated Press poll. It marked the first time UC ended the season among the nation's Top 25 programs. Three Bearcats earned all-America honors, including punter Kevin Huber, who was the school's second consensus selection.

2008 The Bearcats had a banner season that included 11 wins, the program's first BIG EAST Conference Championship, a final ranking of No. 17 in both the Associated Press and USA Today Top 25 polls, and a Bowl Championship Series appearance in the 75th FedEx Orange Bowl on Jan. 1, 2009. Five UC players earned all-America honors while punter Kevin Huber became the first two-time First Team Associated Press all-America selection in school history.

2009 Cincinnati ran off a school-record 12-straight wins, achieved a best-ever ranking of No. 3 in the country (AP/USA Today/BCS) and won its second-straight BIG EAST Conference Championship before falling to Florida in the 2010 Allstate Sugar Bowl. Wide receiver Mardy Gilyard re-wrote parts of the UC record book on the way to earning AFCA First-Team All-America honors.

2010 In 2010, the Bearcats led the BIG EAST in scoring offense (27.1 ppg), total offense (417.3 ypg), passing offense (260.7 ypg), first downs (21.9 pg), third-down conversions (45.6 pct.), and touchdown passes (27). Wide receiver Armon Binns and quarterback Zach Collaros were both First-Team All-BIG EAST selections while five other teammates earned All-BIG EAST honors. Nineteen players were named Academic All-BIG EAST and John Goebel earned the 2010 American Eagle Outfitters BIG EAST Football Scholar-Athlete of the Year award.

2011 UC was the most improved NCAA FBS AQ team in 2011, finishing with a 10-3 mark, a Top-25 final ranking, winning its third BIG EAST Conference title in four years and knocking off SEC foe Vanderbilt in the 2011 AutoZone Liberty Bowl, the program's first bowl win over a BCS opponent. Eight student-athletes earned All-BIG EAST accolades in 2011, including BIG EAST Offensive Player of the Year Isaiah Pead and BIG EAST Co-Defensive Player of the Year Derek Wolfe. Wolfe, a senior defensive tackle, earned spots on five All-America teams and JK Schaffer was named the 2011 American Eagle Outfitters BIG EAST Football Scholar-Athlete of the Year.

ALL-TIME LEADERS

ALL-TIME PASSING LEADERS

| Player | Att. | Comp. | Yards | Pct. | TDs | Int. |
|----------------------------|-------|-------|--------|------|-----|------|
| 1. Gino Guidugli (2001-04) | 1,556 | 880 | 11,453 | .566 | 78 | 48 |
| 2. Danny McCoin (1984-87) | 899 | 544 | 6,801 | .605 | 39 | 26 |
| 3. Zach Collaros (2008-11) | 783 | 485 | 6,278 | .619 | 51 | 26 |
| Deontey Kenner (1997-00) | 922 | 498 | 6,278 | .540 | 31 | 37 |
| 5. Tony Pike (2007-09) | 682 | 421 | 5,018 | .617 | 49 | 20 |
| 6. Greg Cook (1966-68) | 655 | 332 | 4,906 | .507 | 34 | 35 |
| 7. Lance Harp (1991-93) | 788 | 397 | 4,803 | .504 | 33 | 33 |
| 8. Dustin Grutza (2005-08) | 646 | 388 | 4,476 | .601 | 29 | 25 |
| 9. Danny Barrett (1979-82) | 658 | 352 | 4,407 | .535 | 27 | 37 |
| 10. Gene Rossi (1950-52) | 492 | 257 | 4,003 | .522 | 37 | 34 |

ALL-TIME RUSHING LEADERS

| Player | Att. | Yds. | Avg. | TDs |
|--------------------------------|------|-------|------|-----|
| 1. Reggie Taylor (1983-86) | 876 | 4,242 | 4.84 | 24 |
| 2. DeMarco McCleskey (1998-02) | 777 | 3,487 | 4.49 | 37 |
| 3. Isaiah Pead (2008-11) | 545 | 3,288 | 6.03 | 27 |
| 4. Allen Harvin (1978-82) | 593 | 2,998 | 5.06 | 15 |
| 5. David Small (1991-93) | 630 | 2,963 | 4.70 | 31 |
| 6. Robert Cooper (1996-99) | 561 | 2,786 | 4.97 | 16 |
| 7. James Bettis (1978-81) | 533 | 2,498 | 4.69 | 8 |
| 8. Al McKinney (1985-88) | 480 | 2,223 | 4.63 | 12 |
| 9. Reggie Harrison (1971-73) | 484 | 2,197 | 4.54 | 25 |
| 10. Richard Hall (2002-04) | 454 | 2,053 | 4.52 | 17 |

ALL-TIME SCORING LEADERS

| Player | TDs | PATs | FGs | Pts. |
|--------------------------------|-----|------|-----|------|
| 1. Jacob Rogers (2007-10) | 0 | 186 | 51 | 339 |
| 2. Jonathan Ruffin (1999-02) | 0 | 129 | 62 | 315 |
| 3. DeMarco McCleskey (1998-02) | 41 | 0 | 0 | 248 |
| 4. Jim O'Brien (1967-69) | 21 | 61 | 20 | 247 |
| 5. Steve Schultz (1976-79) | 0 | 98 | 35 | 203 |
| 6. Eric Richards (1994-97) | 0 | 79 | 35 | 202 |
| 7. Isaiah Pead (2008-11) | 33 | 0 | 0 | 198 |
| David Small (1991-93) | 33 | 0 | 0 | 198 |
| 9. Mardy Gilyard (2005-09) | 31 | 0 | 0 | 186 |
| 10. Kevin Lovell (2004-06) | 0 | 85 | 33 | 184 |

ALL-TIME RECEIVING LEADERS (Receptions)

| Player | No. | Yds. | Avg./C | TDs |
|------------------------------|-----|-------|--------|-----|
| 1. Mardy Gilyard (2005-09) | 204 | 3,003 | 15.5 | 25 |
| Dominick Goodman (2005-08) | 204 | 2,512 | 12.3 | 22 |
| LaDaris Vann (1999-02) | 204 | 2,483 | 12.2 | 14 |
| 4. D.J. Woods (2008-11) | 152 | 2,156 | 13.6 | 14 |
| 5. Armon Binns (2007-10) | 138 | 2,008 | 14.6 | 21 |
| 6. Tye Keith (1999-02) | 135 | 1,832 | 13.6 | 9 |
| 7. Marcus Barnett (2007-10) | 127 | 1,567 | 12.3 | 17 |
| 8. Marlon Pearce (1990-92) | 125 | 2,096 | 16.8 | 12 |
| 9. Roosevelt Mukes (1985-88) | 111 | 1,350 | 12.2 | 13 |
| 10. Deno Foster (1981-84) | 108 | 1,849 | 17.1 | 17 |

ALL-TIME INTERCEPTION LEADERS

| Player | No. | Yds. | Avg. | TDs |
|-----------------------------|-----|------|------|-----|
| 1. Mike Mickens (2005-08) | 14 | 296 | 21.1 | 3 |
| 2. DeAngelo Smith (2005-08) | 12 | 179 | 14.9 | 2 |
| Blue Adams (1998-02) | 12 | 177 | 14.8 | 2 |
| Jocelyn Brogella (1990-93) | 12 | 263 | 21.9 | 0 |
| 5. Ed Bolis (1970-72) | 11 | 80 | 7.3 | 0 |
| 6. Daven Holly (2001-04) | 9 | 58 | 6.4 | 1 |
| Doug Monaghan (2001-04) | 9 | 49 | 5.4 | 0 |
| Zach Norton (2000-03) | 9 | 107 | 11.9 | 2 |
| Sam Barnes (1993-96) | 9 | 157 | 17.4 | 0 |
| Keith Jenkins (1975-76) | 9 | 173 | 19.2 | 1 |
| Billy Hunter (1970-72) | 9 | 63 | 7.0 | 0 |
| Don Fritz (1951-53) | 9 | 83 | 9.2 | 0 |

ALL-TIME SACKS LEADERS

| Player | QB Sacks |
|-----------------------------|----------|
| 1. Antwan Peek (1998-2002) | 27.0 |
| 2. Andre Frazier (2001-04) | 22.5 |
| 3. Anthony Hoke (2004-07) | 22.0 |
| 4. Derek Wolfe (2008-11) | 19.5 |
| 5. Trent Cole (2002-04) | 18.5 |
| 6. Nate Dingle (1990-93) | 18.0 |
| George Jamison (1980-83) | 18.0 |
| 8. Terrill Byrd (2005-08) | 16.5 |
| 9. Andrew Stewart (1986-88) | 16.0 |
| 10. Brandon Mills (2009-11) | 15.0 |
| Derrick Ransom (1994-97) | 15.0 |

ALL-TIME TACKLES LEADERS

| Player | Solos | Asst. | Total |
|------------------------------|-------|-------|-------|
| 1. Karl Woods (1977-80) | 211 | 291 | 502 |
| 2. Phillip Curry (1994-97) | 268 | 219 | 487 |
| 3. Brad Jackson (1994-97) | 216 | 176 | 392 |
| 4. Mike Brookins (1979-81) | 190 | 166 | 356 |
| 5. Alex Gordon (1983-86) | 160 | 192 | 352 |
| 6. Hassan Champion (1995-98) | 184 | 167 | 351 |
| Joe Olding (1979-82) | 176 | 175 | 351 |
| 8. Doug Monaghan (2001-04) | 200 | 138 | 338 |
| 9. JK Schaffer (2008-11) | 182 | 155 | 337 |
| 10. DeJuan Gossett (1997-00) | 222 | 105 | 327 |

ALL-TIME TACKLES FOR A LOSS LEADERS

| Player | TFLs |
|------------------------------|------|
| 1. Antwan Peek (1998-2002) | 56.0 |
| 2. Trent Cole (2002-04) | 48.0 |
| 3. Nate Dingle (1990-93) | 46.0 |
| 4. Phillip Curry (1994-97) | 45.0 |
| 5. Andre Frazier (2001-04) | 44.5 |
| 6. Terrill Byrd (2005-08) | 42.0 |
| 7. Alex Gordon (1983-86) | 38.0 |
| 8. Derek Wolfe (2008-11) | 37.0 |
| George Jamison (1980-83) | 37.0 |
| 10. Andrew Stewart (1986-88) | 36.0 |

ALL-TIME KICKOFF RETURN LEADERS

| Player | No. | Yds. | Avg. | TDs |
|------------------------------------|-----|-------|------|-----|
| 1. Mardy Gilyard (2005-09) | 93 | 2,657 | 28.6 | 4 |
| 2. Brian Jenkins (1990-93) | 62 | 1,506 | 24.3 | 0 |
| 3. Dominick Goodman (2005-08) | 55 | 1,199 | 21.8 | 0 |
| 4. Robert Tate (1993-96) | 41 | 1,083 | 26.4 | 1 |
| 5. Ralph David Abernathy IV (2011) | 39 | 1,036 | 26.5 | 1 |
| 6. Lloyd Pate (1966-68) | 50 | 994 | 19.9 | 1 |
| 7. Al McKinney (1985-88) | 49 | 985 | 20.1 | 0 |
| 8. Joe Abrams (1988-92) | 44 | 870 | 19.8 | 0 |
| 9. Dick James (1970-72) | 38 | 837 | 22.0 | 1 |
| 10. Bobby Brown (1989-90) | 41 | 823 | 20.1 | 0 |

ALL-TIME PUNT RETURN LEADERS

| Player | No. | Yds. | Avg. | TDs |
|-------------------------------|-----|------|------|-----|
| 1. Tinker Keck (1997-99) | 68 | 804 | 11.8 | 4 |
| 2. Gene Gibson (1949-50) | 37 | 760 | 20.5 | 5 |
| 3. Robert Tate (1993-96) | 73 | 637 | 8.7 | 0 |
| 4. Tom Marvaso (1974-75) | 73 | 575 | 7.9 | 2 |
| 5. Billy Hunter (1970-72) | 55 | 473 | 8.6 | 1 |
| 6. Lamont Patterson (1979-82) | 60 | 443 | 7.4 | 0 |
| 7. Dom Del Bene (1951-53) | 38 | 396 | 10.4 | 1 |
| 8. D.J. Woods (2008-11) | 45 | 375 | 8.3 | 0 |
| 9. Charley Bland (1973) | 38 | 302 | 7.9 | 1 |
| 10. Jack Delaney (1950-52) | 21 | 301 | 14.3 | 0 |

SINGLE-GAME TEAM OFFENSE

| | |
|-----------------------------------|--|
| Most Points | 124 vs. Transylvania (1912) |
| Most Touchdowns | 14 vs. Transylvania (1912) |
| Most Rushing Attempts | 83 vs. Louisiana-Monroe (1977) |
| Most Rushing Yards | 464 vs. Case-Western Reserve (1953) 464 vs. Virginia Military Institute (1953) |
| Most Rushing Touchdowns | 14 vs. Transylvania (1912) |
| Most Passing Attempts | 61 vs. USF (2010) |
| Most Passes Completed | 36 vs. Ohio (1968) |
| Most Passing Yards | 584 vs. Ohio (1968) |
| Most Interceptions Thrown | 6 vs. Xavier (1972) |
| Most Touchdown Passes | 6 vs. Illinois (2009) |
| Most Offensive Plays | 99 vs. Miami (OH) (1996) |
| Most Yards Total Offense | 711 vs. Connecticut (2009) |
| Most First Downs | 36 vs. Ohio (1968) |
| Most Fumbles | 15 vs. Louisville (1970) |
| Most Fumbles Lost | 7 vs. Virginia Military Institute (1951) |
| Most Turnovers | 9 vs. Xavier (1955) 9 vs. Hardin-Simmons (1955) 9 vs. Virginia Military Institute (1951) |
| Most Penalties | 18 vs. Kansas State (1951) |
| Most Penalty Yards | 176 vs. Louisville (1968) |
| Most Punts | 13 vs. Pittsburgh (1981) 13 vs. Mississippi State (1948) |
| Most Punting Yards | 510 vs. Louisville (1996) |
| Most Punt Return Yards | 177 vs. Ohio (1949) |
| Most Kickoff Return Yards | 295 vs. Memphis (1971) |
| Fewest Rushing Attempts | 15 vs. Illinois (2009) |
| Fewest Rushing Yards | -23 vs. Rutgers (2005) |
| Fewest Passes Completed | 0 vs. Dayton (1970) |
| Fewest Passing Yards | 0 vs. Dayton (1970) |
| Fewest Yards Total Offense | 46 vs. North Texas State (1959) |
| Fewest First Downs | 3 vs. West Virginia (1989) |
| Fewest Penalties | 1 vs. Rutgers (1994) 1 vs. Louisville (1966) 1 vs. Memphis (1966) 1 vs. Army (1963) 1 vs. Hawai'i (1954) |
| Fewest Yards Penalized | 4 vs. Memphis (1966) |
| Fewest Punts | 0 vs. Miami (OH) (2008) 0 vs. Memphis (1998) 0 vs. Miami (OH) (1954) |

SINGLE-GAME TEAM DEFENSE

| | |
|---|--|
| Fewest Rushing Attempts Allowed | 17 vs. Dayton (1961) |
| Fewest Rushing Yards Allowed | -46 vs. Kansas (1997) |
| Fewest Passing Attempts | 1 vs. Boston College (1964) |
| Fewest Pass Completions Allowed | 0 vs. Louisville (1974) 0 vs. Ohio (1973) 0 vs. Boston College (1964) 0 vs. Indiana (1963) 0 vs. Ohio (1949) -1 vs. Xavier (1971) |
| Fewest Passing Yards Allowed | -1 vs. Xavier (1971) |
| Fewest Yards Total Offense Allowed | 18 vs. Louisiana-Lafayette (1973) |
| Most Points Allowed | 81 vs. Penn State (1991) |
| Most Rushing Attempts Allowed | 86 vs. West Virginia (1969) |
| Most Rushing Yards Allowed | 539 vs. Northern Illinois (1989) |
| Most Passing Attempts Allowed | 67 vs. Louisville (1997) |
| Most Pass Completions Allowed | 37 vs. East Carolina (1997) |
| Most Passing Yards Allowed | 482 vs. Florida (2010) |
| Most Yards Total Defense Allowed | 742 vs. Louisville (1998) |
| Most Passes Intercepted | 7 vs. Kansas State (1951) |
| Most Interception Return Yards | 162 vs. Dayton (1956) |
| Most Turnovers Forced | 8 vs. Rice (1974) |

SINGLE-GAME INDIVIDUAL OFFENSE

| | |
|--|--|
| Rushing Attempts | 45 by Steve Cowan vs. Ohio (1970) |
| Rushing Yards | 306 by Bob Hynes vs. Case Western Reserve (1923) |
| Yards Per Rush | 17.0 by Richard Hall vs. Miami (OH) (14 carries, 238 yards) (2004) |
| Rushing Touchdowns | 6 by Ike Stewart vs. Transylvania (1912) 6 by Bob Heuck vs. Transylvania (1912) |
| Passing Attempts | 59 by Deontey Kenner vs. Southern Miss (1999) |
| Passing Completions | 35 by Deontey Kenner vs. Southern Miss (1999) 35 by Greg Cook vs. Ohio (1968) |
| Passing Yards | 554 by Greg Cook vs. Ohio (1968) |
| Passing Touchdowns | 6 by Tony Pike vs. Illinois (2009) |
| Interceptions Thrown | 6 by Mike Shoemaker vs. Xavier (1972) |
| Receptions | 13 by Tom Rossley vs. Wichita State (1968) 13 by Jon Olinger vs. Miami (OH) (2002) |
| Receiving Yards | 254 by Tom Rossley vs. Louisville (1968) |
| Yards Per Reception | 23.6 by Jim O'Brien vs. Ohio (9 receptions, 212 yards) (1968) |
| Receiving Touchdowns | 3 by six players, last by Armon Binns at Louisville (2010) |
| All-Purpose Yards (Rsh., Rec. and Ret.) | 381 by Mardy Gilyard at Pittsburgh (2009) |
| Total Yards | 555 by Zach Collaros vs. Connecticut (2009) |
| Total Points | 51 by Ike Stewart vs. Transylvania (1912) |
| Touchdowns | 8 by Ike Stewart vs. Transylvania (1912) |
| Extra Points Made | 12 by Alonzo Weiss vs. Transylvania (1912) |
| Field Goals Made | 4 by nine players, last by Tony Miliano at Pittsburgh (2011) |
| Punts | 13 by Phil Peckich at Pittsburgh (1981) |
| Punting Yards | 510 by Steve Smith at Louisville (1996) |
| Punting Average | 59.7 by Kevin Huber vs. Marshall (3 punts) (2007) |
| Kickoff Returns | 8 by Mardy Gilyard at Pittsburgh (2009) 8 by LaDaris Vann vs. East Carolina (1999) |
| Kickoff Return Yards | 256 by Mardy Gilyard at Pittsburgh (2009) |
| Kickoff Returns For Touchdowns | 1 by 20 players, last by Mardy Gilard at Pittsburgh (2009) |
| Punt Returns | 7 by Mike Daniels vs. Western Carolina (2005) 7 by Tinker Keck vs. Kansas (1997) 7 by Charley Bland vs. Villanova (1973) |
| Punt Return Yards | 161 by Gene Gibson vs. Ohio (1949) |
| Punt Return Touchdowns | 2 by Tinker Keck vs. Louisville (1997) 2 by Gene Gibson vs. Ohio (1949) |

SINGLE-GAME INDIVIDUAL DEFENSE

| | |
|--|---|
| Total Tackles | 31 by Karl Woods at South Carolina (1980) |
| Solo Tackles | xx |
| Assisted Tackles | xx |
| Tackles For A Loss | xx |
| Sacks | xx |
| Forced Fumbles | xx |
| Fumble Recoveries | xx |
| Interceptions | 4 by Bob Hynes vs. Ohio Northern (1923) |
| Interception Return Yards | 123 by Shawn Ferguson vs. Memphis (1998) |
| Interception Returns for Touchdowns | 2 by Shawn Ferguson vs. Memphis (1998) |

RUSHING RECORDS

YEAR-BY-YEAR LEADERS

| Year | Player | Att. | Yards | TD |
|------|-------------------|------|-------|----|
| 1946 | Roger Stephens | 96 | 768 | 8 |
| 1947 | Roger Stephens | 136 | 959 | 7 |
| 1948 | Jim Dougherty | 108 | 495 | 4 |
| 1949 | Howie Bellamah | 97 | 473 | 2 |
| 1950 | Bob Stratton | 93 | 539 | 5 |
| 1951 | Bob Daugherty | 96 | 528 | 10 |
| 1952 | Joe Concilla | 96 | 488 | 8 |
| 1953 | Dick Goist | 64 | 561 | 7 |
| 1954 | Joe Miller | 128 | 717 | 11 |
| 1955 | Joe Miller | 90 | 399 | 2 |
| 1956 | Bob Del Rosa | 57 | 242 | 3 |
| 1957 | Barry Maroney | 98 | 346 | 4 |
| 1958 | Joe Morrison | 99 | 467 | 5 |
| 1959 | Ed Kovac | 134 | 515 | 9 |
| 1960 | Ed Banks | 104 | 404 | 3 |
| 1961 | Phil Goldner | 70 | 277 | 1 |
| 1962 | Royce Starks | 91 | 408 | 4 |
| 1963 | Brig Owens | 121 | 556 | 6 |
| 1964 | Al Nelson | 201 | 973 | 13 |
| 1965 | Bill Bailey | 139 | 694 | 7 |
| 1966 | Clem Turner | 153 | 840 | 7 |
| 1967 | Lloyd Pate | 198 | 658 | 5 |
| 1968 | Lloyd Pate | 135 | 623 | 2 |
| 1969 | Steve Cowan | 165 | 676 | 2 |
| 1970 | Steve Cowan | 239 | 1,197 | 9 |
| 1971 | Mel Riggins | 131 | 663 | 2 |
| 1972 | Reggie Harrison | 173 | 844 | 6 |
| 1973 | Reggie Harrison | 211 | 883 | 11 |
| 1974 | Santo Atkinson | 196 | 708 | 2 |
| 1975 | Jay Bonds | 158 | 567 | 8 |
| 1976 | Curtiss Williams | 102 | 399 | 4 |
| 1977 | Curtiss Williams | 162 | 845 | 1 |
| 1978 | Allen Harvin | 233 | 1,283 | 6 |
| 1979 | James Bettis | 75 | 343 | 0 |
| 1980 | James Bettis | 212 | 1,106 | 2 |
| 1981 | James Bettis | 246 | 1,226 | 6 |
| 1982 | Allen Harvin | 191 | 1,161 | 5 |
| 1983 | Reggie Taylor | 158 | 784 | 2 |
| 1984 | Reggie Taylor | 198 | 1,021 | 8 |
| 1985 | Reggie Taylor | 264 | 1,112 | 3 |
| 1986 | Reggie Taylor | 256 | 1,325 | 11 |
| 1987 | Al McKinney | 208 | 950 | 5 |
| 1988 | Al McKinney | 168 | 829 | 1 |
| 1989 | Terry Strong | 105 | 411 | 2 |
| 1990 | Terry Strong | 172 | 803 | 5 |
| 1991 | David Small | 198 | 1,004 | 4 |
| 1992 | David Small | 209 | 780 | 10 |
| 1993 | David Small | 223 | 1,179 | 17 |
| 1994 | Craedel Kimbrough | 132 | 565 | 0 |
| 1995 | Orlando Smith | 126 | 471 | 4 |
| 1996 | Daryl Royal | 167 | 853 | 3 |
| 1997 | Robert Cooper | 137 | 611 | 4 |
| 1998 | DeMarco McCleskey | 162 | 861 | 11 |
| 1999 | Robert Cooper | 228 | 1,245 | 7 |
| 2000 | Ray Jackson | 201 | 808 | 6 |
| 2001 | DeMarco McCleskey | 179 | 765 | 7 |
| 2002 | DeMarco McCleskey | 315 | 1,361 | 15 |
| 2003 | Richard Hall | 185 | 777 | 8 |
| 2004 | Richard Hall | 210 | 1,012 | 6 |
| 2005 | Bradley Glatthaar | 139 | 620 | 7 |
| 2006 | Greg Moore | 162 | 709 | 4 |
| 2007 | Butler Benton | 100 | 499 | 2 |
| 2008 | Jacob Ramsey | 152 | 664 | 2 |
| 2009 | Jacob Ramsey | 121 | 806 | 9 |
| 2010 | Isaiah Pead | 157 | 1,029 | 6 |
| 2011 | Isaiah Pead | 237 | 1,259 | 12 |



DEMARCO MCCLESKEY

GAME RECORDS

Rushing Attempts

| | | | |
|----|----|--|------|
| 1. | 45 | Steve Cowan vs. Ohio..... | 1970 |
| 2. | 41 | DeMarco McCleskey vs. East Carolina..... | 1998 |
| 3. | 39 | Lloyd Pate vs. Wichita State..... | 1967 |
| 4. | 37 | Robert Cooper vs. Miami (OH)..... | 1999 |
| 5. | 36 | Robert Cooper vs. Memphis..... | 1999 |
| | 36 | Daryl Royal vs. Miami (OH)..... | 1996 |
| | 36 | Reggie Taylor vs. Miami (OH)..... | 1986 |
| | 36 | David Small vs. Toledo..... | 1993 |
| 9. | 35 | Reggie Harrison at Ohio..... | 1973 |
| | 35 | DeMarco McCleskey vs. Houston..... | 1998 |

Rushing Yards

| | | | |
|-----|-----|---|------|
| 1. | 306 | Bob Hynes vs. Case Western Reserve..... | 1923 |
| 2. | 282 | Daryl Royal vs. Miami (OH)..... | 1996 |
| 3. | 267 | Clem Turner vs. Kansas State..... | 1966 |
| 4. | 266 | Steve Cowan vs. Ohio..... | 1970 |
| 5. | 259 | Reggie Taylor vs. Miami (OH)..... | 1986 |
| 6. | 238 | Richard Hall vs. Miami (OH)..... | 2004 |
| 7. | 234 | DeMarco McCleskey vs. East Carolina..... | 1998 |
| 8. | 233 | David Small vs. Kent State..... | 1992 |
| 9. | 219 | David Small vs. Middle Tennessee State..... | 1991 |
| 10. | 213 | Isaiah Pead vs. Rutgers..... | 2010 |

Rushing Touchdowns

| | | | |
|----|---|---|------|
| 1. | 6 | Ike Stewart vs. Transylvania..... | 1912 |
| | 6 | Bob Heuck vs. Transylvania..... | 1912 |
| 3. | 4 | Isaiah Pead vs. Rutgers..... | 2010 |
| | 4 | DeMarco McCleskey vs. Arkansas State..... | 1998 |
| | 4 | DeMarco McCleskey vs. Houston..... | 1998 |
| | 4 | David Small vs. Houston..... | 1993 |
| | 4 | David Small vs. Kent State..... | 1992 |

Three Backs with 100+ Yards in a Game

| | | | |
|------|------------|---------------------|-----|
| 1970 | vs. Xavier | Albert Johnson..... | 130 |
| | | Dick James..... | 119 |
| | | Steve Cowan..... | 105 |

Two Backs with 100+ Yards in a Game

| | | | |
|------|-------------------|------------------------|-----|
| 2003 | vs. East Carolina | Derrick Eddington..... | 138 |
| | | Richard Hall..... | 117 |
| 1991 | at Kent State | Vince Powell..... | 121 |
| | | David Small..... | 118 |
| 1991 | at Louisville | Vince Powell..... | 140 |
| | | David Small..... | 111 |
| 1985 | at Louisville | Reggie Taylor..... | 126 |
| | | Robert Williams..... | 100 |
| 1977 | vs. Tulsa | Gus Tucker..... | 143 |
| | | Bob Massong..... | 101 |
| 1966 | vs. Kansas State | Clem Turner..... | 267 |
| | | Tony Jackson..... | 118 |
| 1964 | vs. Tulsa | Brig Owens..... | 163 |
| | | Al Nelson..... | 106 |

SEASON RECORDS

Rushing Attempts

| | | | |
|-----|-----|------------------------|------|
| 1. | 315 | DeMarco McCleskey..... | 2002 |
| 2. | 264 | Reggie Taylor..... | 1985 |
| 3. | 256 | Reggie Taylor..... | 1986 |
| 4. | 246 | James Bettis..... | 1981 |
| 5. | 239 | Steve Cowan..... | 1970 |
| 6. | 237 | Isaiah Pead..... | 2011 |
| 7. | 233 | Allen Harvin..... | 1978 |
| 8. | 228 | Robert Cooper..... | 1999 |
| 9. | 223 | David Small..... | 1993 |
| 10. | 212 | James Bettis..... | 1980 |

Rushing Yards

| | | | |
|-----|-------|------------------------|------|
| 1. | 1,361 | DeMarco McCleskey..... | 2002 |
| 2. | 1,325 | Reggie Taylor..... | 1986 |
| 3. | 1,283 | Allen Harvin..... | 1978 |
| 4. | 1,259 | Isaiah Pead..... | 2011 |
| 5. | 1,245 | Robert Cooper..... | 1999 |
| 6. | 1,226 | James Bettis..... | 1981 |
| 7. | 1,197 | Steve Cowan..... | 1970 |
| 8. | 1,179 | David Small..... | 1993 |
| 9. | 1,161 | Allen Harvin..... | 1982 |
| 10. | 1,112 | Reggie Taylor..... | 1985 |

**Rushing Average (Minimum 50 Attempts)**

| | | | |
|-----|------|----------------|------|
| 1. | 8.77 | Dick Goist | 1953 |
| 2. | 7.62 | Joe Miller | 1953 |
| 3. | 7.54 | Jim Niemann | 1954 |
| 4. | 7.05 | Roger Stephens | 1947 |
| 5. | 6.70 | Isaiah Pead | 2010 |
| 6. | 6.60 | Isaiah Pead | 2010 |
| 7. | 6.34 | Dolph Banks | 1965 |
| 8. | 6.09 | Leonard Cry | 1987 |
| 9. | 6.08 | Allen Harvin | 1982 |
| 10. | 6.07 | Dick Goist | 1954 |

Rushing Touchdowns

| | | | |
|-----|----|-------------------|------|
| 1. | 17 | David Small | 1993 |
| 2. | 15 | DeMarco McCleskey | 2002 |
| 3. | 13 | Al Nelson | 1964 |
| 4. | 12 | Isaiah Pead | 2011 |
| 5. | 11 | DeMarco McCleskey | 1998 |
| | 11 | Reggie Taylor | 1986 |
| | 11 | Reggie Harrison | 1972 |
| | 11 | Joe Miller | 1954 |
| | 11 | Tony Kapetanias | 1979 |
| 10. | 10 | David Small | 1992 |
| | 10 | Bob Dougherty | 1951 |

100-Yard Games

| | | | |
|----|---|-------------------|------|
| 1. | 8 | Reggie Taylor | 1986 |
| 2. | 7 | James Bettis | 1981 |
| | 7 | Allen Harvin | 1978 |
| 4. | 6 | Isaiah Pead | 2011 |
| | 6 | DeMarco McCleskey | 2002 |
| | 6 | David Small | 1991 |
| | 6 | David Small | 1993 |
| | 6 | Reggie Taylor | 1985 |
| | 6 | James Bettis | 1980 |

Consecutive 100-Yard Games

| | | | |
|----|---|-------------------|------|
| 1. | 5 | Allen Harvin | 1978 |
| | 5 | James Bettis | 1980 |
| | 5 | Reggie Taylor | 1986 |
| | 5 | David Small | 1993 |
| 5. | 4 | Al Nelson | 1964 |
| | 4 | Curtis Williams | 1977 |
| | 4 | James Bettis | 1981 |
| | 4 | Terry Strong | 1990 |
| | 4 | David Small | 1991 |
| | 4 | DeMarco McCleskey | 1998 |

CAREER RECORDS**Rushing Attempts**

| | | | |
|-----|-----|-------------------|---------------|
| 1. | 876 | Reggie Taylor | 1983-86 |
| 2. | 777 | DeMarco McCleskey | 1998, 2000-02 |
| 3. | 630 | David Small | 1991-93 |
| 4. | 593 | Allen Harvin | 1978-82 |
| 5. | 561 | Robert Cooper | 1996-99 |
| 6. | 545 | Isaiah Pead | 2008-11 |
| 7. | 533 | James Bettis | 1978-81 |
| 8. | 495 | Al Johnson | 1969-71 |
| 9. | 484 | Reggie Harrison | 1971-73 |
| 10. | 480 | Al McKinney | 1985-89 |

Rushing Yards

| | | | |
|-----|-------|-------------------|---------------|
| 1. | 4,242 | Reggie Taylor | 1983-86 |
| 2. | 3,487 | DeMarco McCleskey | 1998, 2000-02 |
| 3. | 3,288 | Isaiah Pead | 2008-11 |
| 4. | 2,998 | Allen Harvin | 1978-82 |
| 5. | 2,963 | David Small | 1991-93 |
| 6. | 2,786 | Robert Cooper | 1996-99 |
| 7. | 2,498 | James Bettis | 1978-81 |
| 8. | 2,223 | Al McKinney | 1985-88 |
| 9. | 2,197 | Reggie Harrison | 1971-73 |
| 10. | 2,053 | Richard Hall | 2002-04 |

Rushing Average (Min. 150 Attempts)

| | | | |
|-----|------|----------------|---------|
| 1. | 6.65 | Roger Stephens | 1946-48 |
| 2. | 6.07 | Dom Del Bene | 1951-53 |
| 3. | 6.00 | Isaiah Pead | 2008-11 |
| 4. | 5.72 | Joe Miller | 1953-55 |
| 5. | 5.52 | Bill Bailey | 1963-65 |
| 6. | 5.25 | Jim Niemann | 1954-56 |
| 7. | 5.07 | Joe Concilla | 1951-53 |
| 8. | 5.06 | Allen Harvin | 1978-82 |
| 9. | 5.04 | Daryl Royal | 1994-97 |
| 10. | 5.02 | James Bettis | 1978-81 |

Rushing Touchdowns

| | | | |
|-----|----|-------------------|---------------|
| 1. | 37 | DeMarco McCleskey | 1998, 2000-02 |
| 2. | 31 | David Small | 1991-93 |
| 3. | 27 | Isaiah Pead | 2008-11 |
| 4. | 25 | Reggie Harrison | 1971-73 |
| 5. | 24 | Reggie Taylor | 1983-86 |
| 6. | 22 | Bob Heuck | 1910-12 |
| 7. | 21 | Joe Concilla | 1951-53 |
| | 21 | Bradley Gatthaar | 2004-07 |
| 9. | 19 | Tony Kapetanias | 1977-79 |
| 10. | 18 | Al Johnson | 1969-71 |

100-Yard Games

| | | | |
|----|----|-------------------|---------------|
| 1. | 21 | Reggie Taylor | 1983-86 |
| 2. | 14 | DeMarco McCleskey | 1998, 2000-02 |
| | 14 | David Small | 1991-93 |
| 4. | 13 | James Bettis | 1978-81 |
| 5. | 12 | Allen Harvin | 1978-82 |
| 6. | 11 | Isaiah Pead | 2008-11 |
| 7. | 9 | Robert Cooper | 1996-99 |
| | 9 | Al McKinney | 1985-88 |
| 9. | 7 | Steve Cowan | 1970-72 |
| | 7 | Reggie Harrison | 1971-73 |
| | 7 | Al Nelson | 1962-64 |

200-Yard Games

| | | | |
|----|---|-------------------|---------|
| 1. | 4 | David Small | 1991-93 |
| 2. | 2 | Robert Cooper | 1999 |
| 3. | 1 | Bill Bailey | 1965 |
| | 1 | Clem Turner | 1966 |
| | 1 | Steve Cowan | 1970 |
| | 1 | James Bettis | 1981 |
| | 1 | Reggie Taylor | 1986 |
| | 1 | Daryl Royal | 1996 |
| | 1 | DeMarco McCleskey | 1998 |
| | 1 | Richard Hall | 2004 |
| | 1 | Isaiah Pead | 2010 |

300-Yard Games

| | | | |
|----|---|-----------|------|
| 1. | 1 | Bob Hynes | 1923 |
|----|---|-----------|------|

Longest Rush From Scrimmage

| | | | |
|----|----|-------------------------------------|------|
| 1. | 91 | Joe Miller vs. Xavier (TD) | 1953 |
| 2. | 80 | Isaiah Pead vs. Miami (OH) (TD) | 2010 |
| | 80 | Allen Harvin vs. Miami (OH) | 1982 |
| | 80 | Art Bailey vs. Southern Miss (TD) | 1977 |
| | 80 | Bill Bailey vs. Kansas State (TD) | 1965 |
| | 80 | Dick Goist vs. William & Mary (TD) | 1953 |
| 6. | 79 | Reggie Harrison vs. Louisville (TD) | 1972 |
| | 79 | Richard Hall vs. Miami (OH) | 2004 |
| 8. | 78 | Reggie Harrison vs. Ohio (TD) | 1971 |

100-YARD RUSHING GAMES

| Rk | Yds | Name | Opponent | Date |
|-----|-----|-------------------|--------------------------|----------|
| 1. | 306 | Bob Hynes | vs. Case Western-Rsrv. | 11/17/23 |
| 2. | 282 | Daryl Royal | vs. Miami (OH) | 09/28/96 |
| 3. | 267 | Clem Turner | vs. Kansas State | 10/22/66 |
| 4. | 266 | Steve Cowan | vs. Ohio | 10/17/70 |
| 5. | 259 | Reggie Taylor | vs. Miami (OH) | 09/06/86 |
| 6. | 238 | Richard Hall | vs. Miami (OH) | 09/11/04 |
| 7. | 234 | DeMarco McCleskey | vs. East Carolina | 11/05/98 |
| 8. | 233 | David Small | vs. Kent State | 10/03/92 |
| 9. | 213 | Isaiah Pead | vs. Rutgers | 11/20/10 |
| 10. | 219 | David Small | vs. Middle Tennessee St. | 11/09/91 |
| 11. | 209 | Robert Cooper | vs. Miami (OH) | 10/30/99 |
| 12. | 206 | David Small | vs. East Carolina | 11/20/93 |
| 13. | 204 | Robert Cooper | vs. Memphis | 11/29/99 |
| 14. | 203 | James Bettis | vs. Richmond | 10/10/81 |
| | 203 | David Small | at Houston | 11/13/93 |
| | 203 | Bill Bailey | vs. North Texas State | 10/30/65 |
| 17. | 197 | Isaiah Pead | vs. Miami (OH) | 10/09/10 |
| | 197 | David Small | at Toledo | 10/23/93 |
| 19. | 191 | Robert Cooper | at UAB | 11/16/96 |
| 20. | 188 | Curtis Williams | vs. Southern Miss. | 10/01/77 |
| 21. | 187 | Carl Jones | vs. Rhode Island | 11/08/03 |
| 22. | 186 | Allen Harvin | vs. Miami (OH) | 11/20/82 |
| 23. | 185 | Howie Bellamah | vs. Miami (OH) | 11/24/49 |
| 24. | 183 | Craedel Kimbrough | vs. Kentucky | 11/14/92 |
| 25. | 182 | Allen Harvin | vs. Louisiana-Monroe | 11/04/78 |
| 26. | 181 | James Bettis | vs. Memphis | 11/01/80 |
| 27. | 180 | Reggie Taylor | vs. Louisville | 10/27/84 |
| 28. | 179 | DeMarco McCleskey | vs. Houston | 11/14/98 |
| 29. | 177 | Albert Johnson | at North Texas State | 11/07/70 |
| 30. | 176 | Clem Turner | at Memphis | 11/19/66 |
| 31. | 175 | Isaiah Pead | vs. West Virginia | 11/13/09 |
| 32. | 174 | Robert Cooper | vs. UAB | 10/16/99 |
| | 174 | Reggie Taylor | vs. Cornell | 10/01/83 |
| 34. | 170 | Allen Harvin | vs. Long Beach State | 10/09/82 |
| 35. | 169 | Isaiah Pead | vs. Oklahoma | 09/25/10 |
| 36. | 167 | Isaiah Pead | vs. NC State | 09/22/11 |
| | 167 | James Bettis | at Ohio | 10/03/81 |
| 38. | 165 | Reggie Taylor | vs. Temple | 10/05/85 |
| | 165 | Reggie Harrison | vs. Louisville | 10/28/72 |
| | 165 | Dom Del Bene | vs. Miami (OH) | 11/24/51 |
| 41. | 164 | DeMarco McCleskey | at Arkansas State | 11/21/98 |
| 42. | 163 | Brig Owens | vs. Tulsa | 10/24/64 |
| 43. | 162 | Tom McKeever | vs. Xavier | 11/18/50 |
| 44. | 161 | Robert Cooper | vs. Indiana | 09/26/98 |
| | 161 | Richard Hall | at Miami (OH) | 09/27/03 |
| | 161 | Paul Blackwood | vs. Tulsa | 11/19/94 |
| 47. | 158 | Allen Harvin | vs. Youngstown State | 09/25/82 |
| 48. | 155 | Isaiah Pead | at Tennessee | 09/10/11 |
| | 155 | Steve Cowan | vs. Louisville | 11/14/70 |
| | 155 | Don Jansen | vs. Hardin-Simmons | 09/24/49 |
| 51. | 153 | Reggie Taylor | at Auburn | 11/08/86 |
| | 153 | Chad Plummer | vs. Tulsa | 08/29/97 |
| | 153 | Allen Harvin | at Memphis | 11/25/78 |
| 54. | 151 | Isaiah Pead | vs. Louisville | 10/15/11 |
| | 151 | Steve Cowan | vs. William & Mary | 09/20/69 |
| | 151 | Reggie Taylor | at Wichita State | 10/25/86 |
| 57. | 150 | Lloyd Pate | at Wichita State | 10/19/68 |
| | 150 | Lloyd Pate | vs. Wichita State | 10/07/67 |
| | 150 | James Bettis | vs. Youngstown State | 09/05/81 |
| | 150 | James Bettis | vs. Wichita State | 09/27/80 |
| 61. | 149 | Isaiah Pead | vs. Vanderbilt | 12/31/11 |
| | 149 | Craedel Kimbrough | vs. Vanderbilt | 10/08/94 |
| | 149 | Reggie Harrison | at Wichita State | 10/14/72 |
| 64. | 148 | Reggie Taylor | vs. Indiana State | 11/01/86 |
| | 148 | James Bettis | vs. Rutgers | 09/26/81 |
| 66. | 147 | Allen Harvin | at Louisiana-Lafayette | 10/28/78 |
| 67. | 145 | Isaiah Pead | at Louisville | 10/15/10 |
| | 145 | Reggie Taylor | vs. Austin Peay | 09/07/85 |
| | 145 | Reggie Taylor | vs. Miami (FL) | 10/13/84 |
| | 145 | Mel Riggins | vs. Xavier | 10/09/71 |
| 71. | 144 | Reggie Taylor | at Louisville | 09/12/87 |
| | 144 | Al Nelson | at Houston | 11/28/64 |
| 73. | 143 | Robert Cooper | vs. Wisconsin | 09/18/99 |

| Rk | Yds | Name | Opponent | Date |
|------|-----|-------------------|-----------------------|----------|
| 74. | 143 | Richard Hall | vs. TCU | 10/30/04 |
| | 143 | Gus Tucker | vs. Tulsa | 10/22/77 |
| 76. | 143 | David Small | vs. Ball State | 10/16/93 |
| | 143 | Curtis Williams | at Florida State | 10/08/77 |
| 78. | 142 | Harry Andreadis | vs. Virginia Military | 09/15/51 |
| | 142 | Al McKinney | at Virginia Tech | 11/21/87 |
| 80. | 141 | Joe Miller | vs. Xavier | 10/17/53 |
| 81. | 140 | Vince Powell | at Louisville | 10/05/91 |
| | 140 | Reggie Harrison | vs. Ohio | 11/13/71 |
| | 140 | Ray Jackson | vs. Houston | 10/07/00 |
| 84. | 139 | DeMarco McCleskey | vs. Tulane | 10/06/01 |
| 85. | 138 | Steve Cowan | at Wichita State | 10/24/70 |
| | 138 | Derrick Eddington | vs. East Carolina | 09/01/03 |
| 87. | 137 | Ray Jackson | at Tulane | 09/30/00 |
| 88. | 136 | Mike Smith | at Louisville | 09/27/75 |
| 89. | 135 | Reggie Harrison | vs. Wichita State | 10/20/73 |
| 90. | 134 | James Bettis | vs. Temple | 10/17/81 |
| | 134 | Al Nelson | vs. Miami (OH) | 11/21/64 |
| 92. | 133 | Clem Turner | at Wichita State | 10/01/66 |
| | 133 | Chad Plummer | vs. Southern Miss. | 11/01/97 |
| 94. | 132 | Brig Owens | at Detroit | 10/19/63 |
| | 132 | Allen Harvin | at Memphis | 10/16/82 |
| | 132 | Allen Harvin | vs. Ohio | 11/11/78 |
| | 132 | Al McKinney | vs. Tennessee Tech | 10/31/87 |
| | 132 | Zach Collaros | at USF | 10/15/09 |
| 99. | 131 | James Bettis | at Richmond | 10/25/80 |
| | 131 | David Small | vs. East Carolina | 11/23/91 |
| | 131 | Curtis Williams | at Louisville | 09/17/77 |
| | 131 | Bob Stratton | at Western Michigan | 10/21/50 |
| | 131 | Bill Bailey | vs. Kansas State | 11/06/65 |
| 104. | 130 | Reggie Taylor | vs. Miami (FL) | 10/19/86 |
| | 130 | Albert Johnson | vs. Xavier | 10/10/70 |
| 106. | 129 | Robert Cooper | at Tulane | 09/06/97 |
| 107. | 128 | Reggie Taylor | vs. Rutgers | 11/05/83 |
| | 128 | Ray Jackson | vs. Army | 09/04/00 |
| | 128 | Allen Harvin | at Miami (OH) | 11/18/78 |
| 110. | 127 | Butler Benton | at East Carolina | 09/25/04 |
| 111. | 126 | Reggie Taylor | at Virginia Tech | 09/13/86 |
| | 126 | Reggie Taylor | at Louisville | 10/19/85 |
| | 126 | Allen Harvin | vs. Morgan State | 11/13/82 |
| | 126 | Al McKinney | vs. Miami (OH) | 09/26/87 |
| 115. | 125 | Reggie Taylor | vs. Penn State | 11/09/85 |
| | 125 | Allen Harvin | at Temple | 10/14/78 |
| 117. | 124 | DeMarco McCleskey | vs. Miami (OH) | 10/24/98 |
| | 124 | Bert Johnson | vs. Kent State | 09/18/71 |
| 119. | 123 | Terry Strong | vs. Louisville | 11/03/90 |
| | 123 | Richard Hall | vs. Army | 10/25/03 |
| | 123 | John Ziegler | at Tulane | 09/11/76 |
| | 123 | Bradley Glatthaar | vs. Connecticut | 10/15/05 |
| 123. | 122 | Reggie Harrison | at Ohio | 11/10/73 |
| | 122 | James Bettis | at Temple | 10/18/80 |
| | 122 | Al McKinney | vs. Indiana State | 11/12/88 |
| 126. | 121 | Vince Powell | at Kent State | 10/12/91 |
| | 121 | Reggie Taylor | vs. Virginia Tech | 08/31/85 |
| | 121 | Reggie Taylor | vs. Youngstown State | 09/15/84 |
| | 121 | David Small | at Virginia Tech | 10/19/91 |
| | 121 | Al McKinney | vs. Austin Peay | 11/14/87 |
| 131. | 120 | Tom Liggins | vs. La.-Lafayette | 10/25/75 |
| | 120 | Reggie Taylor | at Rutgers | 09/29/84 |
| | 120 | Orlando Smith | vs. East Carolina | 10/07/95 |
| | 120 | DeMarco McCleskey | at Memphis | 11/24/01 |
| 135. | 119 | Greg Moore | vs. Miami (OH) | 09/30/06 |
| | 119 | Dick James | vs. Xavier | 10/10/70 |
| 137. | 118 | Isaiah Pead | at Pittsburgh | 11/05/11 |
| | 118 | DeMarco McCleskey | vs. West Virginia | 09/14/02 |
| | 118 | David Small | at Kent State | 10/12/91 |
| | 118 | Steve Cowan | at Tulsa | 10/25/69 |
| | 118 | Tony Jackson | vs. Kansas State | 10/22/66 |
| 142. | 117 | Darrin Williams | vs. Indiana State | 09/11/10 |
| | 117 | Richard Hall | vs. East Carolina | 09/01/03 |
| | 117 | Reggie Taylor | vs. Alabama | 11/17/84 |
| | 117 | Joe Miller | vs. Miami (OH) | 11/26/53 |
| | 117 | Dick Pardini | vs. Tulsa | 10/02/54 |

| Rk | Yds | Name | Opponent | Date |
|------|-----|-------------------|------------------------|----------|
| 147. | 117 | Daryl Royal | vs. Memphis | 10/04/97 |
| 148. | 117 | Al Nelson | at Detroit | 11/09/62 |
| 149. | 116 | Dom Del Bene | vs. Virginia Military | 11/14/53 |
| 150. | 116 | Dick Goist | vs. Case Western-Rsrv. | 10/24/53 |
| | 116 | David Small | vs. Southern Miss. | 10/26/91 |
| | 116 | Craedel Kimbrough | at Miami (OH) | 09/17/94 |
| | 116 | Al McKinney | vs. West Virginia | 11/05/88 |
| 154. | 115 | Joe Miller | vs. Hardin-Simmons | 10/16/54 |
| 155. | 114 | Richard Hall | vs. Southern Miss. | 10/04/03 |
| | 114 | George Ruth | vs. Hardin-Simmons | 11/12/55 |
| | 114 | Barry Maroney | at Indiana | 11/09/57 |
| | 114 | Al Nelson | at Wichita State | 11/14/64 |
| 159. | 113 | Isaiah Pead | vs. West Virginia | 11/12/11 |
| | 113 | Leonard Cry | at Indiana State | 11/06/87 |
| | 113 | Curtis Williams | at Ohio | 11/15/75 |
| | 113 | Howie Bellamah | at Ohio | 11/05/49 |
| 163. | 112 | Lloyd Pate | vs. North Texas State | 10/28/67 |
| | 112 | David Small | at Tulsa | 10/02/93 |
| | 112 | Al Nelson | vs. Xavier | 10/10/64 |
| 166. | 111 | Terry Strong | at Tulane | 10/27/90 |
| | 111 | DeMarco McCleskey | vs. Miami (OH) | 10/05/02 |
| | 111 | David Small | at Louisville | 10/05/91 |
| | 111 | Daryl Royal | vs. Boston College | 10/12/96 |
| | 111 | Curtis Williams | vs. La.-Monroe | 09/24/77 |
| | 111 | Al Nelson | at North Texas State | 11/07/64 |
| 172. | 110 | Bill Bailey | vs. South Dakota | 11/13/65 |
| 173. | 109 | Reggie Harrison | at Colorado | 09/16/72 |
| | 109 | James Bettis | at Penn State | 09/12/81 |
| 175. | 108 | Walt Gordon | vs. Wichita State | 09/27/58 |
| | 108 | Joe Miller | vs. Marquette | 10/15/55 |
| | 108 | James Bettis | vs. Louisville | 11/14/81 |
| | 108 | Chad Plummer | vs. La.-Monroe | 11/23/96 |
| | 108 | Allen Harvin | at Richmond | 09/30/78 |
| 180. | 107 | Tom Liggins | at Tulsa | 10/11/75 |
| | 107 | Orlando Smith | vs. Memphis | 10/21/95 |
| | 107 | David Small | vs. Memphis | 10/30/93 |
| | 107 | Bradley Glatthaar | vs. Western Carolina | 09/17/05 |
| 184. | 106 | Jim Dougherty | vs. Case Western-Rsrv. | 11/13/48 |
| | 106 | James Bettis | at South Carolina | 10/11/80 |
| | 106 | Al Nelson | vs. Tulsa | 10/24/64 |
| 187. | 105 | Steve Cowan | vs. Xavier | 10/10/70 |
| | 105 | Reggie Taylor | vs. Kentucky | 09/27/86 |
| | 105 | Daryl Royal | at Memphis | 10/05/96 |
| 190. | 104 | Santo Atkins | at Wichita State | 10/19/74 |
| | 104 | Reggie Taylor | at East Carolina | 11/15/86 |
| | 104 | Ray Jackson | at Indiana | 09/23/00 |
| | 104 | Dick James | vs. Dayton | 09/19/70 |
| | 104 | Al McKinney | vs. Miami (OH) | 09/24/88 |
| 195. | 103 | Jacob Ramsey | vs. Miami (OH) | 10/03/10 |
| | 103 | David Small | at East Carolina | 10/17/79 |
| | 103 | Terry Strong | at Florida State | 11/10/90 |
| | 103 | Terry Strong | vs. Miami (OH) | 09/22/90 |
| | 103 | James Bettis | at Louisville | 11/08/80 |
| | 103 | Jack Gordon | vs. Detroit | 11/03/56 |
| 201. | 102 | Terry Strong | at Alabama | 11/17/90 |
| | 102 | Steve Cowan | vs. Miami (OH) | 11/21/70 |
| | 102 | Reggie Taylor | vs. Boston College | 10/26/85 |
| | 102 | Orlando Smith | vs. Southern Miss. | 10/14/95 |
| | 102 | Freddie Smith | vs. Troy State | 11/05/94 |
| | 102 | Al McKinney | vs. Austin Peay | 09/17/88 |
| 207. | 101 | Ernie Lewis | vs. Boston College | 11/04/67 |
| | 101 | DeMarco McCleskey | vs. Connecticut | 11/03/01 |
| | 101 | Bob Massong | vs. Tulsa | 10/22/77 |
| | 101 | Butler Benton | vs. SE Missouri State | 08/30/07 |
| 211. | 100 | Robert Williams | at Louisville | 10/19/85 |
| | 100 | Robert Cooper | at Ohio State | 09/25/99 |
| | 100 | Reggie Harrison | at North Texas State | 11/04/72 |
| | 100 | Mel Riggins | vs. Wichita State | 10/16/71 |
| | 100 | Lloyd Pate | vs. Dayton | 09/23/67 |
| | 100 | Joe Miller | at Marquette | 10/09/54 |
| | 100 | Dolph Banks | vs. Xavier | 10/09/65 |
| | 100 | DeMarco McCleskey | at Houston | 10/20/01 |

YEAR-BY-YEAR LEADERS

| Year | Player | Att | Cmp | Int | Pct. | Yards | TD |
|------|-------------------|-----|-----|-----|------|-------|----|
| 1947 | Tom O'Malley | 81 | 40 | — | .494 | 634 | 7 |
| 1948 | Tom O'Malley | 147 | 71 | 11 | .483 | 899 | 7 |
| 1949 | Tom O'Malley | 225 | 108 | 15 | .480 | 1,617 | 16 |
| 1950 | Gene Rossi | 149 | 68 | 11 | .456 | 1,000 | 14 |
| 1951 | Gene Rossi | 173 | 89 | 15 | .514 | 1,444 | 11 |
| 1952 | Gene Rossi | 170 | 100 | 8 | .588 | 1,559 | 12 |
| 1953 | Mike Murphy | 70 | 44 | 3 | .629 | 809 | 7 |
| 1954 | Mike Murphy | 101 | 51 | 3 | .505 | 764 | 4 |
| 1955 | Mike Murphy | 66 | 30 | 9 | .455 | 450 | 1 |
| 1956 | Joe Morrison | 78 | 29 | 5 | .372 | 438 | 4 |
| 1957 | Jack Lee | 52 | 25 | 8 | .481 | 328 | 1 |
| 1958 | Jack Lee | 130 | 71 | 11 | .546 | 951 | 5 |
| 1959 | Jack Lee | 232 | 132 | 6 | .569 | 1,535 | 7 |
| 1960 | Larry Harp | 116 | 39 | 8 | .336 | 581 | 1 |
| 1961 | Larry Harp | 107 | 40 | 7 | .373 | 426 | 1 |
| 1962 | Bruce Vogelgesang | 93 | 41 | 5 | .441 | 424 | 2 |
| 1963 | Brig Owens | 124 | 67 | 6 | .540 | 974 | 7 |
| 1964 | Brig Owens | 111 | 54 | 9 | .486 | 790 | 6 |
| 1965 | Mike Flaherty | 41 | 20 | 7 | .488 | 304 | 4 |
| 1966 | Tony Jackson | 127 | 63 | 3 | .496 | 702 | 1 |
| 1967 | Greg Cook | 179 | 81 | 14 | .453 | 1,221 | 7 |
| 1968 | Greg Cook | 411 | 219 | 17 | .533 | 3,272 | 25 |
| 1969 | Albert Johnson | 123 | 50 | 3 | .407 | 937 | 8 |
| 1970 | Albert Johnson | 130 | 39 | 10 | .306 | 516 | 1 |
| 1971 | Albert Johnson | 101 | 30 | 7 | .297 | 434 | 2 |
| 1972 | Mike Shoemaker | 175 | 70 | 14 | .400 | 787 | 5 |
| 1973 | Mike Campbell | 83 | 41 | 4 | .494 | 538 | 1 |
| 1974 | Henry Miller | 140 | 61 | 11 | .436 | 796 | 6 |
| 1975 | Henry Miller | 150 | 73 | 8 | .487 | 886 | 3 |
| 1976 | Art Bailey | 77 | 36 | 8 | .467 | 491 | 5 |
| 1977 | Art Bailey | 77 | 33 | 11 | .428 | 524 | 4 |
| 1978 | Tim Morris | 139 | 64 | 8 | .460 | 839 | 8 |
| 1979 | Tony Kapetanias | 224 | 99 | 13 | .441 | 1,414 | 3 |
| 1980 | Danny Barrett | 130 | 73 | 13 | .562 | 888 | 3 |
| 1981 | Danny Barrett | 177 | 92 | 9 | .520 | 1,186 | 5 |
| 1982 | Danny Barrett | 324 | 179 | 12 | .552 | 2,222 | 17 |
| 1983 | Troy Bodine | 209 | 127 | 8 | .608 | 1,643 | 13 |
| 1984 | Troy Bodine | 350 | 171 | 20 | .489 | 2,056 | 15 |
| 1985 | Danny McCoin | 201 | 115 | 5 | .572 | 1,576 | 12 |
| 1986 | Danny McCoin | 369 | 237 | 11 | .642 | 2,831 | 13 |
| 1987 | Danny McCoin | 268 | 158 | 8 | .590 | 2,013 | 13 |
| 1988 | Glenn Farkas | 204 | 114 | 7 | .559 | 1,279 | 8 |
| 1989 | Paul Anderson | 163 | 84 | 12 | .515 | 982 | 4 |
| 1990 | Lance Harp | 238 | 123 | 14 | .517 | 1,453 | 8 |
| 1991 | Lance Harp | 204 | 107 | 10 | .525 | 1,443 | 7 |
| 1992 | Lance Harp | 292 | 151 | 16 | .517 | 1,785 | 7 |
| 1993 | Lance Harp | 292 | 139 | 7 | .476 | 1,575 | 9 |
| 1994 | Eric Vibberts | 182 | 114 | 8 | .626 | 1,335 | 6 |
| 1995 | Eric Vibberts | 264 | 136 | 19 | .515 | 1,851 | 10 |
| 1996 | Chad Plummer | 198 | 102 | 8 | .515 | 1,335 | 7 |
| 1997 | Chad Plummer | 190 | 87 | 10 | .458 | 1,178 | 6 |
| 1998 | Deontey Kenner | 270 | 148 | 13 | .548 | 2,047 | 6 |
| 1999 | Deontey Kenner | 379 | 208 | 15 | .549 | 2,430 | 14 |
| 2000 | Deontey Kenner | 265 | 137 | 7 | .517 | 1,717 | 10 |
| 2001 | Gino Guidugli | 317 | 185 | 9 | .584 | 2,573 | 16 |
| 2002 | Gino Guidugli | 472 | 258 | 21 | .547 | 3,543 | 22 |
| 2003 | Gino Guidugli | 425 | 227 | 10 | .534 | 2,704 | 14 |
| 2004 | Gino Guidugli | 342 | 210 | 8 | .614 | 2,633 | 26 |
| 2005 | Dustin Grutza | 300 | 168 | 11 | .560 | 1,799 | 11 |
| 2006 | Dustin Grutza | 225 | 137 | 13 | .609 | 1,632 | 9 |
| 2007 | Ben Mauk | 386 | 235 | 9 | .609 | 3,121 | 31 |
| 2008 | Tony Pike | 324 | 199 | 11 | .614 | 2,407 | 19 |
| 2009 | Tony Pike | 338 | 211 | 6 | .624 | 2,520 | 29 |
| 2010 | Zach Collaros | 383 | 225 | 14 | .587 | 2,902 | 26 |
| 2011 | Zach Collaros | 166 | 272 | 10 | .610 | 1,940 | 15 |

GAME RECORDS

Passing Attempts

| | | | |
|----|----|-----------------------------------|------|
| 1. | 59 | Deontey Kenner vs. Southern Miss. | 1999 |
| 2. | 56 | Greg Cook vs. Ohio | 1968 |
| 3. | 53 | Zach Collaros vs. USF | 2010 |
| 4. | 52 | Ben Mauk vs. Southern Miss. | 2007 |
| | 52 | Gino Guidugli vs. UAB | 2004 |
| | 52 | Gino Guidugli vs. Ohio State | 2002 |
| | 52 | Deontey Kenner vs. Ohio State | 1999 |
| | 52 | Greg Cook vs. Miami (OH) | 1968 |
| 9. | 50 | Zach Collaros at Connecticut | 2010 |
| | 50 | Deontey Kenner vs. Troy State | 1999 |
| | 50 | Greg Cook vs. North Texas State | 1968 |

Passing Completions

| | | | |
|-----|----|-----------------------------------|------|
| 1. | 35 | Deontey Kenner vs. Southern Miss. | 1999 |
| | 35 | Greg Cook vs. Ohio | 1968 |
| 3. | 32 | Tony Pike vs. Illinois | 2009 |
| 4. | 31 | Gino Guidugli vs. Army | 2001 |
| | 31 | Greg Cook vs. Miami (OH) | 1968 |
| 6. | 30 | Zach Collaros vs. USF | 2010 |
| | 30 | Ben Mauk vs. Southern Miss. | 2007 |
| | 30 | Gino Guidugli vs. USF | 2004 |
| | 30 | Danny McCoin vs. Virginia Tech | 1986 |
| 10. | 29 | Zach Collaros vs. Connecticut | 2009 |
| | 29 | Gino Guidugli vs. UAB | 2004 |
| | 29 | Gino Guidugli vs. Temple | 2003 |
| | 29 | Gino Guidugli vs. Toledo | 2001 |
| | 29 | Deontey Kenner at Ohio State | 1999 |
| | 29 | Danny McCoin at Rutgers | 1986 |

Passing Yards

| | | | |
|-----|-----|-----------------------------------|------|
| 1. | 554 | Greg Cook vs. Ohio | 1968 |
| 2. | 480 | Zach Collaros vs. Connecticut | 2009 |
| 3. | 463 | Zach Collaros vs. USF | 2010 |
| 4. | 431 | Ben Mauk vs. Syracuse | 2007 |
| 5. | 407 | Deontey Kenner vs. Southern Miss. | 1999 |
| | 407 | Greg Cook vs. Miami (OH) | 1968 |
| 7. | 399 | Tony Pike vs. Illinois | 2009 |
| | 399 | Danny McCoin vs. Miami (OH) | 1987 |
| 9. | 396 | Greg Cook vs. Louisville | 1968 |
| 10. | 377 | Gino Guidugli vs. USF | 2004 |

Passing Touchdowns

| | | | |
|----|---|-----------------------------------|------|
| 1. | 6 | Tony Pike vs. Illinois | 2009 |
| 2. | 5 | Zach Collaros at Louisville | 2010 |
| | 5 | Gino Guidugli vs. Southern Miss. | 2004 |
| 3. | 4 | Zach Collaros vs. Rutgers | 2010 |
| | 4 | Zach Collaros at Syracuse | 2009 |
| | 4 | Ben Mauk vs. Southern Miss. | 2007 |
| | 4 | Ben Mauk vs. Syracuse | 2007 |
| | 4 | Ben Mauk vs. San Diego State | 2007 |
| | 4 | Gino Guidugli at Army | 2004 |
| | 4 | Gino Guidugli vs. East Carolina | 2002 |
| | 4 | Gino Guidugli vs. Tulane | 2001 |
| | 4 | Danny McCoin at East Carolina | 1987 |
| | 4 | Troy Bodine vs. Akron | 1984 |
| | 4 | Danny Barrett vs. Louisville | 1982 |
| | 4 | Tim Morris at Louisiana-Lafayette | 1978 |
| | 4 | Greg Cook vs. Ohio | 1968 |
| | 4 | Greg Cook at North Texas State | 1968 |
| | 4 | Gene Rossi vs. Tulsa | 1951 |
| | 4 | Gene Rossi vs. Xavier | 1950 |

Pass Interceptions

| | | | |
|----|---|-------------------------------------|------|
| 1. | 6 | Mike Shoemaker vs. Xavier | 1972 |
| 2. | 5 | Paul Anderson at West Virginia | 1990 |
| | 5 | Eric Vibberts vs. Toledo | 1995 |
| | 5 | Gino Guidugli vs. North Texas State | 2002 |
| | 5 | Dustin Grutza at Miami (OH) | 2005 |

SEASON RECORDS

Passing Attempts

| | | | |
|-----|-----|----------------|------|
| 1. | 472 | Gino Guidugli | 2002 |
| 2. | 425 | Gino Guidugli | 2003 |
| 3. | 411 | Greg Cook | 1968 |
| 4. | 386 | Ben Mauk | 2007 |
| 5. | 383 | Zach Collaros | 2010 |
| 6. | 379 | Deontey Kenner | 1999 |
| 7. | 369 | Danny McCoin | 1986 |
| 8. | 350 | Troy Bodine | 1984 |
| 9. | 342 | Gino Guidugli | 2004 |
| 10. | 338 | Tony Pike | 2009 |

Passing Completions

| | | | |
|-----|-----|----------------|------|
| 1. | 258 | Gino Guidugli | 2002 |
| 2. | 237 | Danny McCoin | 1986 |
| 3. | 235 | Ben Mauk | 2007 |
| 4. | 227 | Gino Guidugli | 2003 |
| 5. | 225 | Zach Collaros | 2010 |
| 6. | 219 | Greg Cook | 1968 |
| 7. | 211 | Tony Pike | 2009 |
| 8. | 210 | Gino Guidugli | 2004 |
| 9. | 208 | Deontey Kenner | 1999 |
| 10. | 199 | Tony Pike | 2008 |

Passing Yards

| | | | |
|-----|-------|----------------|------|
| 1. | 3,543 | Gino Guidugli | 2002 |
| 2. | 3,272 | Greg Cook | 1968 |
| 3. | 3,121 | Ben Mauk | 2007 |
| 4. | 2,902 | Zach Collaros | 2010 |
| 5. | 2,831 | Danny McCoin | 1986 |
| 6. | 2,704 | Gino Guidugli | 2003 |
| 7. | 2,633 | Gino Guidugli | 2004 |
| 8. | 2,573 | Gino Guidugli | 2001 |
| 9. | 2,520 | Tony Pike | 2009 |
| 10. | 2,430 | Deontey Kenner | 1999 |

Passing Completion Percentage (Min. 100 Att.)

| | | | |
|-----|------|---------------|------|
| 1. | .750 | Zach Collaros | 2009 |
| 2. | .642 | Danny McCoin | 1986 |
| 3. | .626 | Eric Vibberts | 1994 |
| 4. | .624 | Tony Pike | 2009 |
| 5. | .614 | Gino Guidugli | 2004 |
| | .614 | Tony Pike | 2008 |
| 7. | .609 | Dustin Grutza | 2006 |
| | .609 | Ben Mauk | 2007 |
| 9. | .608 | Troy Bodine | 1983 |
| 10. | .593 | Nick Davila | 2006 |

Passing Yards per Completion (Min. 50 Completions)

| | | | |
|-----|-------|----------------|------|
| 1. | 18.74 | Albert Johnson | 1969 |
| 2. | 16.22 | Gene Rossi | 1951 |
| 3. | 15.59 | Gene Rossi | 1952 |
| 4. | 15.42 | Zach Collaros | 2009 |
| 5. | 15.07 | Greg Cook | 1967 |
| 6. | 14.98 | Mike Murphy | 1954 |
| 7. | 14.97 | Tom O'Malley | 1949 |
| 8. | 14.94 | Greg Cook | 1968 |
| 9. | 14.71 | Gene Rossi | 1950 |
| 10. | 14.54 | Brig Owens | 1963 |

PASSING RECORDS

Passing Efficiency (Min. 100 Attempts)

| | | | |
|-----|--------|---------------------|------|
| 1. | 195.53 | Zach Collaros..... | 2009 |
| 2. | 151.85 | Nick Davila | 2006 |
| 3. | 150.64 | Ben Mauk | 2007 |
| 4. | 149.82 | Tony Pike | 2009 |
| 5. | 149.74 | Gene Rossi | 1952 |
| 6. | 146.48 | Gino Guidugli | 2004 |
| 7. | 139.67 | Troy Bodine | 1983 |
| 8. | 137.80 | Danny McCoin | 1985 |
| 9. | 137.52 | Gino Guidugli | 2001 |
| 10. | 137.49 | Zach Collaros..... | 2010 |

Passing Touchdowns

| | | | |
|----|----|---------------------|------|
| 1. | 31 | Ben Mauk | 2007 |
| 2. | 29 | Tony Pike | 2009 |
| 3. | 26 | Zach Collaros..... | 2010 |
| | 26 | Gino Guidugli | 2004 |
| 5. | 25 | Greg Cook | 1968 |
| 6. | 22 | Gino Guidugli | 2002 |
| 7. | 19 | Tony Pike | 2008 |
| 8. | 17 | Danny Barrett | 1982 |
| 9. | 16 | Gino Guidugli | 2001 |
| | 16 | Tom O'Malley | 1949 |

Pass Interceptions

| | | | |
|----|----|----------------------|------|
| 1. | 21 | Gino Guidugli | 2002 |
| 2. | 20 | Troy Bodine | 1984 |
| 3. | 19 | Eric Vibberts | 1995 |
| 4. | 17 | Greg Cook | 1968 |
| 5. | 16 | Lance Harp | 1992 |
| 6. | 15 | Deontey Kenner | 1999 |
| | 15 | Tom O'Malley | 1949 |
| | 15 | Gene Rossi | 1951 |
| 9. | 14 | Zach Collaros..... | 2010 |
| | 14 | Paul Anderson..... | 1991 |
| | 14 | Mike Shoemaker..... | 1972 |
| | 14 | Greg Cook | 1967 |

Passing Touchdown-Interception Margin

| | | | |
|-----|-----|----------------------|------|
| 1. | +23 | Tony Pike | 2009 |
| 2. | +22 | Ben Mauk | 2007 |
| 3. | +18 | Gino Guidugli | 2004 |
| 4. | +12 | Zach Collaros..... | 2010 |
| 5. | +8 | Tony Pike | 2008 |
| | +8 | Greg Cook | 1968 |
| 7. | +7 | Danny McCoin | 1985 |
| | +7 | Gino Guidugli | 2001 |
| | +7 | Danny McCoin | 1985 |
| 10. | +5 | Albert Johnson | 1969 |
| | +5 | Danny Barrett | 1982 |
| | +5 | Troy Bodine | 1983 |
| | +5 | Danny McCoin | 1987 |
| | +5 | Gino Guidugli | 2002 |
| | +5 | Nick Davila | 2006 |

CAREER RECORDS

Passing Attempts

| | | | |
|-----|-------|----------------------|-----------|
| 1. | 1,556 | Gino Guidugli | 2001-04 |
| 2. | 922 | Deontey Kenner | 1997-2000 |
| 3. | 899 | Danny McCoin | 1984-87 |
| 4. | 788 | Lance Harp | 1991-93 |
| 5. | 682 | Tony Pike | 2007-09 |
| 6. | 658 | Danny Barrett | 1980-82 |
| 7. | 655 | Greg Cook | 1966-68 |
| 8. | 646 | Dustin Grutza | 2005-08 |
| 9. | 559 | Troy Bodine | 1983-84 |
| 10. | 511 | Zach Collaros..... | 2008-10 |



GINO GUIDUGLI

Passing Completions

| | | | |
|-----|-----|----------------------|-----------|
| 1. | 880 | Gino Guidugli | 2001-04 |
| 2. | 544 | Danny McCoin | 1984-87 |
| 3. | 498 | Deontey Kenner | 1997-2000 |
| 4. | 421 | Tony Pike | 2007-09 |
| 5. | 397 | Lance Harp | 1991-93 |
| 6. | 388 | Dustin Grutza | 2005-08 |
| 7. | 352 | Danny Barrett | 1980-82 |
| 8. | 332 | Greg Cook | 1966-68 |
| 9. | 319 | Zach Collaros..... | 2008-10 |
| 10. | 298 | Troy Bodine | 1983-84 |

Completion Percentage (Min. 200 Att.)

| | | | |
|----|------|----------------------|-----------|
| 1. | .624 | Zach Collaros..... | 2008-10 |
| 2. | .617 | Tony Pike | 2007-09 |
| 3. | .609 | Ben Mauk | 2007 |
| 4. | .605 | Danny McCoin | 1984-87 |
| 5. | .601 | Dustin Grutza | 2005-08 |
| 6. | .566 | Gino Guidugli | 2001-04 |
| 7. | .557 | Eric Vibberts | 1993-95 |
| 8. | .551 | Jack Lee | 1957-59 |
| 9. | .540 | Deontey Kenner | 1997-2000 |
| | .540 | Glenn Farkas | 1987-90 |

Passing Yards

| | | | |
|-----|--------|----------------------|-----------|
| 1. | 11,453 | Gino Guidugli | 2001-04 |
| 2. | 6,801 | Danny McCoin | 1984-87 |
| 3. | 6,278 | Deontey Kenner | 1997-2000 |
| 4. | 5,018 | Tony Pike | 2007-09 |
| 5. | 4,906 | Greg Cook | 1966-68 |
| 6. | 4,803 | Lance Harp | 1991-93 |
| 7. | 4,476 | Dustin Grutza | 2005-078 |
| 8. | 4,407 | Danny Barrett | 1979-82 |
| 9. | 4,338 | Zach Collaros..... | 2008-10 |
| 10. | 4,003 | Gene Rossi | 1950-52 |

Passing Yards Per Completion (Min. 100 Comp.)

| | | | |
|----|-------|----------------------|---------|
| 1. | 16.18 | Mike Murphy | 1953-55 |
| 2. | 15.86 | Albert Johnson | 1969-71 |
| 3. | 15.58 | Gene Rossi | 1949-52 |
| 4. | 14.78 | Greg Cook | 1966-68 |

Longest Pass Play

| | | | |
|----|----|--|------|
| 1. | 95 | Greg Cook to Tom Rossley vs. Louisville (TD) | 1968 |
| 2. | 91 | Eric Vibberts to James Scott vs. East Carolina (TD) | 1994 |
| 3. | 83 | Nick Davila to Brent Celek vs. Rutgers (TD) | 2006 |
| 4. | 82 | Eric Vibberts to Robert Tate vs. Kansas (TD) | 1995 |
| | 82 | Brig Owens to Errol Prisyb vs. Dayton (TD) | 1964 |
| 6. | 81 | Zach Collaros to Armon Binns at Syracuse (TD) | 2009 |
| 7. | 80 | Gino Guidugli to Hannibal Thomas vs. Southern Miss | 2004 |
| | 80 | Lance Harp to Marlon Pearce vs. Rutgers (TD) | 1992 |
| | 80 | Danny McCoin to Jason Stargel vs. Wichita State (TD) | 1986 |
| | 80 | Albert Johnson to Denny Jackson vs. Miami (OH) (TD) | 1969 |
| | 80 | Ben Mauk to Marcus Barnett vs. San Diego State (TD) | 2007 |

| | | | |
|-----|-------|----------------------|---------|
| 5. | 14.38 | Tom O'Malley | 1947-49 |
| 6. | 14.33 | Brig Owens | 1963-64 |
| 7. | 13.84 | Tony Kapetanis | 1977-79 |
| 8. | 13.82 | Chad Plummer | 1995-98 |
| 9. | 13.59 | Zach Collaros..... | 2008-10 |
| 10. | 13.28 | Ben Mauk | 2007 |

Touchdown Passes

| | | | |
|-----|----|----------------------|-----------|
| 1. | 78 | Gino Guidugli | 2001-04 |
| 2. | 49 | Tony Pike | 2007-09 |
| 3. | 39 | Danny McCoin | 1984-87 |
| 4. | 37 | Gene Rossi | 1949-52 |
| 5. | 36 | Zach Collaros..... | 2008-10 |
| 6. | 34 | Greg Cook | 1966-68 |
| 7. | 31 | Ben Mauk | 2007 |
| | 31 | Deontey Kenner | 1997-2000 |
| 9. | 30 | Tom O'Malley | 1947-49 |
| 10. | 29 | Dustin Grutza | 2005-08 |

Pass Interceptions


| | | | |
|-----|----|----------------------|-----------|
| 1. | 48 | Gino Guidugli | 2001-04 |
| 2. | 37 | Deontey Kenner | 1997-2000 |
| | 37 | Danny Barrett | 1979-82 |
| 4. | 35 | Greg Cook | 1966-68 |
| 5. | 34 | Gene Rossi | 1949-52 |
| | 34 | Tony Kapetanis | 1977-79 |
| 7. | 33 | Lance Harp | 1991-93 |
| 8. | 28 | Troy Bodine | 1983-84 |
| | 28 | Henry Miller..... | 1973-76 |
| 10. | 27 | Eric Vibberts | 1993-95 |

Passing Touchdown-Interception Margin

| | | | |
|----|-----|---------------------|---------|
| 1. | +30 | Gino Guidugli | 2001-04 |
| 2. | +29 | Tony Pike | 2007-09 |
| 3. | +22 | Ben Mauk | 2007 |
| 4. | +20 | Zach Collaros..... | 2008-10 |
| 5. | +13 | Danny McCoin | 1984-87 |

Consecutive 250+ Yard Passing Games

| | | | |
|----|---|-----------------|------|
| 1. | 8 | Greg Cook | 1968 |
|----|---|-----------------|------|



GREG COOK

| Rk | Yds | Name | Opponent | Date |
|-----|-----|----------------|----------------------|----------|
| 1. | 554 | Greg Cook | vs. Ohio | 11/16/68 |
| 2. | 480 | Zach Collaros | vs. Connecticut | 11/07/09 |
| 3. | 463 | Zach Collaros | vs. USF | 10/22/10 |
| 4. | 431 | Ben Mauk | at Syracuse | 11/24/07 |
| 5. | 407 | Deontey Kenner | at Southern Miss. | 10/23/99 |
| | 407 | Greg Cook | vs. Miami (OH) | 11/23/68 |
| 7. | 399 | Tony Pike | vs. Illinois | 11/27/09 |
| | 399 | Danny McCoin | vs. Miami (OH) | 09/26/87 |
| 9. | 396 | Greg Cook | vs. Louisville | 11/09/68 |
| 10. | 389 | Zach Collaros | at USF | 10/22/11 |
| 11. | 377 | Gino Guidugli | vs. USF | 11/20/04 |
| 12. | 373 | Troy Bodine | vs. Akron | 09/08/84 |
| 13. | 366 | Zach Collaros | vs. Rutgers | 11/20/10 |
| 14. | 362 | Tony Pike | at Rutgers | 09/07/09 |
| 15. | 353 | Gino Guidugli | vs. Miami (OH) | 10/05/02 |
| 16. | 352 | Greg Cook | at Houston | 10/04/68 |
| 17. | 351 | Deontey Kenner | vs. UAB | 11/04/00 |
| 18. | 350 | Gino Guidugli | at Army | 10/09/04 |
| | 350 | Danny McCoin | at Virginia Tech | 09/06/86 |
| 20. | 348 | Gino Guidugli | at Memphis | 11/24/01 |
| | 348 | Deontey Kenner | at Syracuse | 10/10/98 |
| 22. | 343 | Deontey Kenner | at Ohio State | 09/25/99 |
| 23. | 338 | Danny McCoin | vs. Tennessee Tech | 10/31/87 |
| 24. | 336 | Gino Guidugli | vs. Louisville | 11/28/03 |
| 25. | 335 | Danny McCoin | at Rutgers | 09/20/86 |
| 26. | 334 | Ben Mauk | vs. Southern Miss. | 12/22/07 |
| 27. | 332 | Tony Pike | at Oregon State | 09/19/09 |
| | 332 | Gino Guidugli | vs. Rhode Island | 11/08/03 |
| 29. | 324 | Gino Guidugli | vs. Ohio State | 09/21/02 |
| | 324 | Ben Mauk | vs. Louisville | 10/24/07 |
| 31. | 323 | Ben Mauk | vs. West Virginia | 11/17/07 |
| 32. | 321 | Gino Guidugli | vs. Temple | 09/20/03 |
| | 321 | Troy Bodine | vs. Oklahoma State | 09/17/83 |
| 34. | 320 | Tony Pike | at Akron | 09/27/08 |
| 35. | 317 | Gino Guidugli | at Houston | 10/20/01 |
| 36. | 314 | Troy Bodine | vs. Temple | 10/08/83 |
| 37. | 312 | Gino Guidugli | at Temple | 09/28/02 |
| | 312 | Gino Guidugli | vs. Tulane | 10/06/01 |
| 39. | 311 | Gino Guidugli | at Army | 09/08/01 |
| | 311 | Danny Barrett | vs. Louisville | 09/11/82 |
| 41. | 310 | Zach Collaros | at NC State | 09/16/10 |
| | 310 | Greg Cook | at Wichita State | 10/19/68 |
| 43. | 309 | Tony Pike | vs. Pittsburgh | 11/22/08 |
| 44. | 308 | Gino Guidugli | at Southern Miss. | 11/06/04 |
| | 308 | Lance Harp | vs. Louisville | 10/31/92 |
| | 308 | Greg Cook | vs. Tampa | 10/12/68 |
| 47. | 305 | Zach Collaros | vs. Oklahoma | 09/25/10 |
| | 303 | Danny McCoin | vs. Kentucky | 09/27/86 |
| 49. | 302 | Tony Pike | at Pittsburgh | 12/05/09 |
| | 302 | Eric Vibberts | vs. Toledo | 09/30/95 |
| 51. | 301 | Troy Bodine | at Louisville | 09/24/83 |
| 52. | 300 | Tony Pike | vs. Fresno State | 09/26/09 |
| | 300 | Gino Guidugli | vs. UAB | 10/02/04 |
| 54. | 297 | Deontey Kenner | vs. Houston | 11/14/98 |
| 55. | 296 | Dustin Grutza | vs. Eastern Kentucky | 08/28/08 |
| 56. | 295 | Zach Collaros | at Syracuse | 10/31/09 |
| | 295 | Gino Guidugli | at Louisville | 10/27/01 |
| 58. | 294 | Eric Vibberts | at Kansas | 09/02/95 |
| 59. | 290 | Dustin Grutza | at Miami (OH) | 09/15/07 |
| 60. | 288 | Zach Collaros | at Connecticut | 11/27/10 |
| | 287 | Gino Guidugli | vs. TCU | 09/02/02 |
| 62. | 286 | Dustin Grutza | at Penn State | 09/10/05 |
| 63. | 283 | Gino Guidugli | vs. Toledo | 12/29/01 |
| | 283 | Lance Harp | vs. East Carolina | 11/23/91 |

| Rk | Yds | Name | Opponent | Date |
|------|-----|----------------|--------------------------|----------|
| 65. | 282 | Jack Lee | at Tulsa | 11/07/59 |
| 66. | 281 | Tony Pike | vs. USF | 10/30/08 |
| | 281 | Deontey Kenner | at Memphis | 10/17/98 |
| 68. | 277 | Nick Davila | vs. Rutgers | 11/18/06 |
| 69. | 277 | Gene Rossi | vs. Tulsa | 09/29/51 |
| 70. | 276 | Ben Mauk | vs. Connecticut | 11/10/07 |
| 71. | 275 | Zach Collaros | at Louisville | 10/15/10 |
| | 275 | Gino Guidugli | vs. West Virginia | 09/14/02 |
| | 275 | Jack Lee | vs. Marquette | 11/14/59 |
| 74. | 272 | Tony Pike | vs. Syracuse | 11/29/08 |
| | 272 | Gino Guidugli | at Memphis | 11/22/03 |
| 76. | 271 | Art Bailey | at Southern Miss. | 10/02/76 |
| 77. | 270 | Tony Pike | at Miami (OH) | 10/03/09 |
| 78. | 268 | Adam Hoover | vs. Houston | 10/07/00 |
| | 268 | Danny McCoin | at East Carolina | 10/10/87 |
| | 268 | Danny McCoin | vs. Miami (OH) | 09/13/86 |
| | 268 | Danny McCoin | vs. Indiana State | 11/01/8 |
| | 268 | Danny McCoin | at Youngstown State | 09/14/85 |
| 83. | 266 | Troy Bodine | vs. Youngstown State | 09/15/84 |
| 84. | 263 | Zach Collaros | vs. NC State | 09/22/11 |
| | 264 | Greg Cook | at North Texas State | 11/02/68 |
| 86. | 262 | Greg Cook | vs. Tulsa | 10/26/68 |
| 87. | 261 | Chad Plummer | vs. Tulane | 08/30/96 |
| | 261 | Greg Cook | at Texas Tech | 09/21/68 |
| 89. | 260 | Deontey Kenner | at Houston | 10/09/99 |
| | 260 | Danny McCoin | at East Carolina | 11/15/86 |
| 91. | 258 | Gino Guidugli | vs. Miami (OH) | 09/11/04 |
| 92. | 256 | Paul Anderson | at West Virginia | 10/13/90 |
| 93. | 257 | Ben Mauk | at San Diego State | 09/29/07 |
| | 257 | Ben Mauk | at Rutgers | 10/06/07 |
| 95. | 256 | Glenn Farkas | at Rutgers | 10/01/88 |
| | 256 | Tom O'Malley | vs. Western Michigan | 10/08/49 |
| 97. | 255 | Gene Rossi | vs. West Texas State | 10/27/51 |
| 98. | 254 | Gino Guidugli | at TCU | 11/15/03 |
| | 254 | Danny McCoin | at Penn State | 10/11/86 |
| | 254 | Tom O'Malley | vs. Case-Western Reserve | 10/22/49 |
| 101. | 253 | Zach Collaros | vs. Louisville | 10/24/09 |
| 102. | 252 | Tim Morris | vs. Tulsa | 10/21/78 |
| | 251 | Zach Collaros | at Miami (OH) | 10/01/11 |
| 104. | 250 | Tony Pike | at Louisville | 11/14/08 |
| | 250 | Chad Plummer | vs. Boston College | 10/12/96 |
| | 250 | Eric Vibberts | at Rutgers | 10/15/94 |
| | 250 | Danny McCoin | at Louisville | 10/19/85 |

RECEIVING RECORDS

YEAR-BY-YEAR LEADERS

| Year | Player | Rec. | Yards | TD |
|------|------------------|------|-------|----|
| 1947 | Alkie Richards | 18 | 400 | 4 |
| 1948 | Joe Hawk | 20 | 263 | 2 |
| 1949 | Jim Kelly | 42 | 468 | 2 |
| 1950 | Jim Kelly | 29 | 455 | 9 |
| 1951 | Dick Jarvis | 31 | 554 | 5 |
| 1952 | Dom Del Bene | 28 | 372 | 1 |
| 1953 | Glen Dillhoff | 13 | 265 | 2 |
| 1954 | Ferd Maccioli | 13 | 179 | 0 |
| 1955 | Jim Niemann | 9 | 177 | 0 |
| 1956 | Gene Johnson | 9 | 200 | 3 |
| 1957 | Don Reinhold | 9 | 90 | 0 |
| 1958 | Joe Morrison | 27 | 303 | 3 |
| 1959 | Ed Kovac | 31 | 332 | 5 |
| 1960 | Fred Oblak | 23 | 386 | 2 |
| 1961 | Jim Paris | 16 | 185 | 1 |
| 1962 | Jim Curry | 12 | 167 | 0 |
| | Phil Higgins | 12 | 117 | 0 |
| | Frank Shaut | 12 | 197 | 1 |
| 1963 | Jim Curry | 39 | 621 | 3 |
| 1964 | Al Nelson | 13 | 133 | 0 |
| 1965 | Mike Turner | 8 | 76 | 2 |
| 1966 | Ed Ford | 25 | 279 | 0 |
| 1967 | Jim O'Brien | 26 | 547 | 4 |
| 1968 | Tom Rossley | 80 | 1,072 | 4 |
| 1969 | Jim O'Brien | 34 | 631 | 5 |
| 1970 | Rod Warren | 13 | 204 | 1 |
| 1971 | Steve Cowan | 15 | 226 | 1 |
| 1972 | Zeke Harden | 29 | 330 | 1 |
| 1973 | Jim Kelly | 20 | 215 | 0 |
| 1974 | Jim Kelly | 25 | 345 | 1 |
| 1975 | Jim Kelly | 31 | 404 | 0 |
| 1976 | Napolean Outlaw | 20 | 309 | 0 |
| 1977 | Napolean Outlaw | 14 | 223 | 2 |
| 1978 | Allen Harvin | 21 | 150 | 1 |
| 1979 | Aaron Hagans | 27 | 531 | 0 |
| 1980 | Ralph Williams | 34 | 418 | 1 |
| 1981 | Deno Foster | 22 | 427 | 3 |
| 1982 | Bill Booze | 36 | 571 | 3 |
| 1983 | Don Goodman | 51 | 343 | 1 |
| 1984 | Deno Foster | 49 | 754 | 7 |
| 1985 | Joe Hice | 27 | 358 | 1 |
| 1986 | Joe Hice | 44 | 584 | 1 |
| 1987 | Bill Davis | 41 | 626 | 4 |
| 1988 | Al McKinney | 31 | 199 | 2 |
| 1989 | Bryant Hatcher | 34 | 520 | 2 |
| 1990 | Joe Koynock | 44 | 496 | 4 |
| 1991 | Marlon Pearce | 42 | 758 | 4 |
| 1992 | Marlon Pearce | 56 | 891 | 5 |
| 1993 | Albert Sweet | 29 | 460 | 6 |
| 1994 | Anthony Ladd | 35 | 446 | 3 |
| 1995 | Robert Tate | 46 | 895 | 5 |
| 1996 | Robert Tate | 23 | 247 | 2 |
| 1997 | Cornelius Bonner | 27 | 366 | 1 |
| 1998 | Chad Plummer | 61 | 852 | 0 |
| 1999 | Tony Smikle | 45 | 429 | 3 |
| 2000 | Antonio Chatman | 46 | 609 | 2 |
| 2001 | LaDaris Vann | 73 | 902 | 3 |
| 2002 | LaDaris Vann | 71 | 844 | 5 |
| 2003 | George Murray | 30 | 270 | 0 |
| 2004 | Hannibal Thomas | 64 | 1,028 | 9 |
| 2005 | Derek Ross | 33 | 338 | 1 |
| 2006 | Dominick Goodman | 40 | 452 | 5 |
| 2007 | Dominick Goodman | 68 | 869 | 8 |
| 2008 | Dominick Goodman | 84 | 1,028 | 7 |
| 2009 | Mardy Gilyard | 87 | 1,191 | 11 |
| 2010 | Armon Binns | 75 | 1,101 | 10 |
| 2011 | Anthony McClung | 49 | 683 | 6 |

GAME RECORDS

| Receptions | | |
|------------|----|---|
| 1. | 13 | Tom Rossley vs. Wichita State.....1968 |
| | 13 | Jon Olinger vs. Miami (OH)2002 |
| 3. | 12 | Armon Binns vs. USF2010 |
| | 12 | Mardy Gilyard vs. Connecticut2009 |
| | 12 | LaDaris Vann vs. Tulane.....2002 |
| | 12 | LaDaris Vann vs. Army.....2001 |
| | 12 | Zeke Harden vs. North Texas State1972 |

Receiving Yards

| | | |
|-----|-----|--|
| 1. | 254 | Tom Rossley vs. Louisville.....1968 |
| 2. | 240 | Jon Olinger vs. Miami (OH)2002 |
| 3. | 212 | Jim O'Brien vs. Ohio.....1968 |
| 4. | 210 | Marcus Barnett vs. West Virginia2007 |
| 5. | 196 | Jim O'Brien vs. Tampa.....1968 |
| 6. | 194 | Jon Olinger at East Carolina2002 |
| 7. | 185 | Marlon Pearce vs. Louisville1992 |
| 8. | 183 | Marlon Pearce vs. East Carolina1991 |
| 9. | 177 | Robert Tate at Kansas1995 |
| 10. | 175 | Armon Binns at Louisville.....2010 |
| | 175 | Hannibal Thomas vs. Miami (OH)2004 |
| | 175 | Marlon Pearce vs. Akron1992 |

Receiving Touchdowns

| | | |
|----|---|--|
| 1. | 3 | Armon Binns at Louisville.....2010 |
| | 3 | Marcus Barnett vs. Syracuse.....2007 |
| | 3 | Hannibal Thomas vs. Southern Miss.....2004 |
| | 3 | Jon Olinger at East Carolina2002 |
| | 3 | Deno Foster at Louisville1983 |
| | 3 | Jim O'Brien vs. Tampa.....1968 |

SEASON RECORDS

| Receptions | | |
|------------|----|---------------------------|
| 1. | 87 | Mardy Gilyard.....2009 |
| 2. | 84 | Dominick Goodman.....2008 |
| 3. | 81 | Mardy Gilyard.....2008 |
| 4. | 80 | Tom Rossley.....1968 |
| 5. | 75 | Armon Binns2010 |
| 6. | 73 | LaDaris Vann2001 |
| 7. | 71 | LaDaris Vann2002 |
| 8. | 68 | Dominick Goodman.....2007 |
| 9. | 64 | Hannibal Thomas2004 |
| 10. | 62 | Marcus Barnett.....2007 |

Receiving Yards

| | | |
|-----|-------|---------------------------|
| 1. | 1,276 | Mardy Gilyard.....2008 |
| 2. | 1,191 | Mardy Gilyard.....2009 |
| 3. | 1,114 | Jon Olinger.....2002 |
| 4. | 1,107 | Jim O'Brien1968 |
| 5. | 1,101 | Armon Binns2010 |
| 6. | 1,072 | Tom Rossley.....1968 |
| 7. | 1,028 | Dominick Goodman.....2008 |
| | 1,028 | Hannibal Thomas2004 |
| 9. | 902 | LaDaris Vann2001 |
| 10. | 895 | Robert Tate.....1995 |

Yards Per Reception (Min. 20 Rec.)

| | | |
|-----|-------|-------------------------|
| 1. | 25.16 | Jim O'Brien1968 |
| 2. | 21.75 | Jason Stargel1985 |
| 3. | 21.25 | Jason Stargel1983 |
| 4. | 21.04 | Jim O'Brien1969 |
| 5. | 20.62 | Jon Olinger.....2002 |
| 6. | 19.67 | Aaron Hagans1979 |
| 7. | 19.48 | Anthony Ladd1996 |
| 8. | 19.46 | Robert Tate.....1995 |
| 9. | 19.41 | Deno Foster.....1981 |
| 10. | 19.19 | Jason Stargel1986 |

Touchdown Receptions

| | | |
|----|----|---------------------------|
| 1. | 13 | Marcus Barnett.....2007 |
| 2. | 12 | Jim O'Brien1968 |
| 3. | 11 | Armon Binns2009 |
| | 11 | Mardy Gilyard.....2009 |
| | 11 | Mardy Gilyard.....2008 |
| 6. | 10 | Armon Binns2010 |
| 7. | 9 | Hannibal Thomas2004 |
| | 9 | Jim Kelly.....1950 |
| 9. | 8 | Brent Celek.....2004 |
| | 8 | Dominick Goodman.....2007 |

CAREER RECORDS

Receptions

| | | |
|-----|-----|---------------------------------|
| 1. | 204 | Mardy Gilyard.....2005; 2007-09 |
| | 204 | Dominick Goodman.....2005-08 |
| | 204 | LaDaris Vann1999-2002 |
| 4. | 159 | D.J. Woods2008-11 |
| 5. | 138 | Armon Binns2007-10 |
| 6. | 135 | Tye Keith.....1999-2002 |
| 7. | 127 | Marcus Barnett.....2007-10 |
| 8. | 125 | Marlon Pearce.....1990-92 |
| 9. | 117 | Mardy Gilyard.....2006-08 |
| 10. | 111 | Roosevelt Mukes1985-88 |

Receiving Yards

| | | |
|-----|-------|---------------------------------|
| 1. | 3,003 | Mardy Gilyard.....2005; 2007-09 |
| 2. | 2,512 | Dominick Goodman.....2005-08 |
| 3. | 2,483 | LaDaris Vann1999-2002 |
| 4. | 2,285 | Jim O'Brien1967-69 |
| 5. | 2,156 | D.J. Woods2008-11 |
| 6. | 2,096 | Marlon Pearce.....1990-92 |
| 7. | 2,088 | Jason Stargel1982-86 |
| 8. | 2,008 | Armon Binns2007-10 |
| 9. | 1,849 | Deno Foster.....1981-84 |
| 10. | 1,832 | Tye Keith.....1999-2002 |

Yards Per Reception (Min. 50 Rec.)

| | | |
|-----|-------|------------------------------|
| 1. | 21.97 | Jim O'Brien1967-69 |
| 2. | 19.70 | Jason Stargel1982-86 |
| 3. | 18.75 | Jon Olinger.....1999-2002 |
| 4. | 18.48 | Glen Dillhoff.....1951-54 |
| 5. | 18.11 | Denny Jackson.....1968-69 |
| 6. | 17.12 | Deno Foster.....1981-84 |
| 7. | 16.96 | Dick Jarvis.....1950-51 |
| 8. | 16.77 | Marlon Pearce.....1990-92 |
| 9. | 16.76 | Hannibal Thomas2003-04 |
| 10. | 15.50 | Mardy Gilyard.....2005-08 |

Touchdown Receptions

| | | |
|----|----|---------------------------------|
| 1. | 25 | Mardy Gilyard.....2005; 2007-09 |
| 2. | 22 | Dominick Goodman.....2005-08 |
| 3. | 21 | Armon Binns2007-10 |
| | 21 | Jim O'Brien1967-69 |
| 5. | 17 | Marcus Barnett.....2007-10 |
| | 17 | Deno Foster.....1981-84 |
| 7. | 14 | D.J. Woods2008-11 |
| | 14 | Brent Celek.....2003-06 |
| | 14 | LaDaris Vann1999-2002 |
| | 14 | Jon Olinger.....1999-2002 |

Consecutive Games With A Reception

| | | |
|----|----|------------------------------|
| 1. | 46 | LaDaris Vann1999-2002 |
| 2. | 33 | Jason Stargel1982-86 |
| 3. | 32 | Dominick Goodman.....2005-08 |
| 4. | 27 | Tye Keith.....2000-02 |
| 5. | 26 | Jon Olinger.....2001-02 |

| Rk | Yds | Name | Opponent | Date |
|-----|-----|------------------|-----------------------|----------|
| 1. | 254 | Tom Rossley | vs. Louisville | 11/09/68 |
| 2. | 240 | Jon Olinger | vs. Miami (OH) | 10/05/02 |
| 3. | 212 | Jim O'Brien | vs. Ohio | 11/16/68 |
| 4. | 210 | Marcus Barnett | vs. West Virginia | 11/17/07 |
| 5. | 196 | Jim O'Brien | vs. Tampa | 10/12/68 |
| 6. | 194 | Jon Olinger | at East Carolina | 12/06/02 |
| 7. | 185 | Marlon Pearce | vs. Louisville | 10/31/92 |
| 8. | 183 | Marlon Pearce | vs. East Carolina | 11/23/91 |
| 9. | 177 | Mardy Gilyard | vs. Fresno State | 09/26/09 |
| | 177 | Robert Tate | vs. Toledo | 09/30/95 |
| 11. | 175 | Armon Binns | at Louisville | 10/15/10 |
| | 175 | Marlon Pearce | vs. Akron | 11/21/92 |
| | 175 | Hanibal Thomas | vs. Miami (OH) | 09/11/04 |
| 14. | 174 | Marcus Barnett | vs. USF | 10/22/10 |
| 15. | 173 | Hanibal Thomas | at Memphis | 11/22/03 |
| 16. | 172 | Mardy Gilyard | vs. Connecticut | 11/07/09 |
| 17. | 171 | D.J. Woods | vs. Oklahoma | 09/25/10 |
| 18. | 169 | Robert Tate | at Kansas | 09/02/95 |
| 19. | 168 | Hanibal Thomas | vs. Southern Miss. | 11/06/04 |
| 20. | 166 | Derrick Stewart | at Connecticut | 11/25/06 |
| 21. | 165 | Robert Tate | vs. Troy State | 11/05/94 |
| | 165 | Jason Stargell | vs. Kentucky | 09/27/86 |
| 23. | 163 | Denny Jackson | vs. Miami (OH) | 11/22/69 |
| 24. | 162 | Hanibal Thomas | vs. USF | 11/20/04 |
| | 162 | Jim Curry | at Tulsa | 10/12/63 |
| 26. | 160 | Chad Plummer | vs. Miami (FL) | 09/12/98 |
| | 160 | Cornelius Bonner | at Louisville | 10/03/98 |
| 28. | 158 | Armon Binns | vs. USF | 10/22/10 |
| | 158 | Mardy Gilyard | vs. Virginia Tech | 01/01/09 |
| 30. | 155 | Deno Foster | vs. Louisville | 09/11/82 |
| 31. | 153 | Tom Rossley | vs. Ohio | 11/16/68 |
| 32. | 149 | Ben Guidugli | vs. Illinois | 11/27/09 |
| | 149 | Deno Foster | vs. Akron | 09/08/84 |
| 34. | 148 | Tom Rossley | at Wichita State | 10/19/68 |
| | 148 | Marlon Pearce | at East Carolina | 10/17/92 |
| 36. | 146 | D.J. Woods | at NC State | 09/16/10 |
| | 146 | Mardy Gilyard | at Akron | 09/27/08 |
| | 146 | Jim Curry | at Indiana | 10/26/63 |
| 39. | 145 | Jason Stargell | at Wichita State | 10/25/86 |
| 40. | 144 | Dominick Goodman | vs. Eastern Kentucky | 08/28/08 |
| | 144 | Jon Olinger | at Memphis | 11/24/01 |
| 42. | 143 | Robert Tate | at Northern Illinois | 10/28/95 |
| 43. | 142 | Anthony McClung | vs. Connecticut | 12/03/11 |
| | 142 | Napoleon Outlaw | at Southern Miss. | 10/02/76 |
| 45. | 141 | LaDaris Vann | at Temple | 09/28/02 |
| | 141 | Bill Booze | vs. Oklahoma State | 09/17/83 |
| | 141 | Dominick Goodman | vs. Louisville | 10/13/07 |
| 48. | 139 | Armon Binns | vs. Rutgers | 11/20/10 |
| 49. | 138 | Armon Binns | at Syracuse | 10/31/09 |
| | 138 | Hanibal Thomas | vs. Army | 10/09/04 |
| | 138 | Cornelius Bonner | vs. Houston | 11/14/98 |
| 52. | 137 | D.J. Woods | vs. USF | 10/22/10 |
| 53. | 136 | Mardy Gilyard | at Hawai'i | 12/06/08 |
| | 136 | Tom Rossley | vs. Miami (OH) | 11/23/68 |
| 55. | 134 | Dominick Goodman | at Louisville | 11/14/08 |
| | 134 | Mardy Gilyard | vs. SE Missouri St. | 08/30/07 |
| | 134 | LaDaris Vann | at Army | 09/08/01 |
| 58. | 133 | Jim O'Brien | vs. North Texas State | 11/01/69 |
| 59. | 132 | Dick Jarvis | vs. Tulsa | 09/29/51 |
| 60. | 131 | Deno Foster | at Miami (OH) | 11/21/81 |
| 61. | 130 | LaDaris Vann | vs. Louisville | 10/27/01 |
| | 130 | Antonio Chatman | at Southern Miss. | 10/23/99 |
| | 130 | Albert Sweet | vs. Ball State | 10/16/93 |
| 64. | 129 | Joe Hice | at Virginia Tech | 09/06/86 |
| 65. | 128 | Chad Plummer | at Army | 09/19/98 |
| | 128 | Jon Olinger | vs. TCU | 09/02/02 |
| 67. | 127 | Sean Stewart | vs. Ball State | 10/16/93 |
| | 127 | Dominick Goodman | vs. Connecticut | 11/10/07 |
| | 127 | Marcus Barnett | at Syracuse | 11/24/07 |
| 70. | 126 | Bill Booze | vs. Louisville | 09/11/82 |
| 71. | 125 | Bill Davis | vs. Miami (OH) | 09/26/87 |
| 72. | 124 | Deno Foster | at Temple | 11/03/84 |
| | 124 | Marlon Pearce | vs. Rutgers | 11/07/92 |
| | 124 | Bill Poland | at USF | 11/19/05 |

| Rk | Yds | Name | Opponent | Date |
|------|-----|---------------------|-----------------------|----------|
| 75. | 124 | Jim Kelly | at Miami (OH) | 11/22/75 |
| | 124 | Tye Keith | vs. Tulane | 10/06/01 |
| | 124 | Gene Johnson | vs. Miami (OH) | 11/27/58 |
| 78. | 123 | Glen Dillhoff | at Case-Western Rsrv. | 11/01/52 |
| 79. | 122 | Damon Bryant | at Virginia Tech | 10/19/91 |
| 80. | 120 | Joe Koynock | at East Carolina | 10/20/90 |
| | 120 | Jim O'Brien | vs. Wichita State | 10/18/69 |
| | 120 | Joe Koynock | at West Virginia | 10/13/90 |
| | 120 | Denny Jackson | at Tulsa | 10/25/69 |
| 84. | 119 | Mardy Gilyard | at Oklahoma | 09/06/08 |
| | 119 | Antonio Chatman | at Wisconsin | 09/16/00 |
| | 119 | Fred Oblak | at Tulsa | 11/07/59 |
| | 119 | Cornelius Bonner | at Syracuse | 10/10/98 |
| | 119 | Roosevelt Mukes | vs. Tennessee Tech | 10/31/87 |
| | 119 | Fred Oblak | vs. Miami (OH) | 11/17/60 |
| 90. | 118 | Mardy Gilyard | at Pittsburgh | 12/05/09 |
| 91. | 117 | D.J. Woods | at Oregon State | 09/19/09 |
| | 117 | Jim O'Brien | vs. Miami (OH) | 11/23/68 |
| | 117 | Jason Stargell | vs. Temple | 10/08/83 |
| 94. | 116 | Marlon Pearce | at Kentucky | 11/02/91 |
| | 116 | Jim O'Brien | at Texas Tech | 09/21/68 |
| 96. | 115 | Armon Binns | at West Virginia | 11/13/10 |
| | 115 | Armon Binns | vs. Miami (OH) | 10/09/10 |
| | 115 | Anthony Ladd | vs. Syracuse | 09/10/94 |
| | 115 | Jim O'Brien | vs. North Texas State | 10/28/67 |
| 100. | 114 | Kenbrell Thompkins | at USF | 10/22/11 |
| | 114 | Mardy Gilyard | vs. Syracuse | 11/29/08 |
| | 114 | Jim O'Brien | vs. Miami (OH) | 11/18/67 |
| 103. | 113 | Dick Jarvis | vs. West Texas State | 10/27/51 |
| 104. | 112 | Isaiah Pead | at Syracuse | 11/26/11 |
| | 112 | Tye Keith | vs. Houston | 10/07/00 |
| 106. | 111 | DJ Woods | at Tennessee | 09/10/11 |
| | 111 | Mardy Gilyard | vs. SEMO | 09/12/09 |
| | 111 | LaDaris Vann | at Houston | 10/09/99 |
| | 111 | Deno Foster | vs. Youngstown State | 09/25/82 |
| 110. | 110 | Mardy Gilyard | vs. Pittsburgh | 11/22/08 |
| | 110 | Tom Rossley | vs. Tulsa | 10/26/68 |
| | 110 | Tom Rossley | at Tulsa | 10/21/67 |
| | 110 | Bob Stratton | vs. Xavier | 11/18/50 |
| 114. | 109 | Dominick Goodman | vs. Western Michigan | 01/06/07 |
| | 109 | Jim O'Brien | vs. Louisville | 11/09/68 |
| | 109 | Connor Barwin | at Miami (OH) | 09/15/07 |
| 117. | 108 | Armon Binns | vs. Connecticut | 11/07/09 |
| | 108 | Jim Kelly | at Kentucky | 10/29/49 |
| | 108 | Tom Rossley | at Houston | 10/04/68 |
| | 108 | Ed Ford | vs. Miami (OH) | 11/26/66 |
| 121. | 107 | Armon Binns | at Connecticut | 11/27/10 |
| | 107 | LaDaris Vann | at East Carolina | 11/13/99 |
| 123. | 106 | Zeke Harden | at North Texas State | 11/04/72 |
| | 106 | LaDaris Vann | at Ohio State | 09/25/99 |
| 125. | 105 | Antonio Chatman | vs. Louisville | 11/06/99 |
| | 105 | Jim O'Brien | at Wichita State | 10/19/68 |
| 127. | 104 | Armon Binns | at Pittsburgh | 12/05/09 |
| | 104 | Jason Collins-Baker | vs. Kent State | 09/04/99 |
| | 104 | Cornelius Bonner | at Tulane | 09/06/97 |
| | 104 | Harold Lee | vs. Louisville | 11/20/76 |
| 131. | 103 | Bill Davis | at West Virginia | 10/17/87 |
| | 103 | LaDaris Vann | vs. East Carolina | 11/10/01 |
| | 103 | Derick Ross | at Miami (OH) | 09/27/03 |
| | 103 | Aaron Hagans | at Pittsburgh | 10/13/79 |
| | 103 | Steve Cowan | vs. Xavier | 10/09/71 |
| 136. | 102 | Mardy Gilyard | vs. Illinois | 11/27/09 |
| | 102 | Hanibal Thomas | vs. Marshall | 12/23/04 |
| | 102 | LaDaris Vann | vs. Purdue | 09/02/01 |
| | 102 | Tye Keith | at Houston | 10/20/01 |
| 139. | 101 | Dominick Goodman | vs. Pittsburgh | 11/22/08 |
| | 101 | Mardy Gilyard | vs. Eastern Kentucky | 08/28/08 |
| | 101 | Bob Milner | vs. Louisville | 11/12/66 |
| | 101 | Bill Davis | at East Carolina | 10/10/87 |
| | 101 | Dominick Goodman | at San Diego State | 09/29/07 |
| 144. | 100 | Chad Plummer | at Memphis | 10/17/98 |
| | 100 | Steve Sanders | vs. Miami (OH) | 09/26/87 |
| | 100 | Robert Tate | vs. Southern Miss. | 10/07/95 |
| | 100 | Mardy Gilyard | at USF | 11/03/07 |

ALL-PURPOSE/TOTAL OFFENSE RECORDS

YEAR-BY-YEAR LEADERS

| Year | Player | Plays | Yards |
|------|-------------------|-------|-------|
| 1947 | Tom O'Malley | 81 | 634 |
| 1948 | Tom O'Malley | 174 | 885 |
| 1949 | Tom O'Malley | 259 | 1,466 |
| 1950 | Gene Rossi | 189 | 945 |
| 1951 | Gene Rossi | 247 | 1,431 |
| 1952 | Gene Rossi | 243 | 1,588 |
| 1953 | Mike Murphy | 123 | 861 |
| 1954 | Mike Murphy | 149 | 812 |
| 1955 | Joe Miller * | 90 | 399 |
| 1956 | Joe Morrison | 139 | 607 |
| 1957 | Jack Lee | 83 | 401 |
| 1958 | Jack Lee | 191 | 1,115 |
| 1959 | Jack Lee | 298 | 1,528 |
| 1960 | Larry Harp | 137 | 644 |
| 1961 | Larry Harp | 128 | 368 |
| 1962 | Bruce Vogelgesang | 121 | 425 |
| 1963 | Brig Owens | 245 | 1,530 |
| 1964 | Brig Owens | 258 | 1,448 |
| 1965 | Bill Bailey * | 139 | 694 |
| 1966 | Tony Jackson | 237 | 1,017 |
| 1967 | Greg Cook | 232 | 1,172 |
| 1968 | Greg Cook | 507 | 3,210 |
| 1969 | Al Johnson | 252 | 1,135 |
| 1970 | Steve Cowan * | 241 | 1,235 |
| 1971 | Al Johnson | 273 | 990 |
| 1972 | Reggie Harrison * | 173 | 844 |
| 1973 | Reggie Harrison * | 211 | 883 |
| 1974 | Henry Miller | 219 | 812 |
| 1975 | Henry Miller | 220 | 859 |
| 1976 | Art Bailey | 157 | 656 |
| 1977 | Art Bailey | 168 | 846 |
| 1978 | Allen Harvin * | 233 | 1,283 |
| 1979 | Tony Kapetanias | 317 | 1,460 |
| 1980 | James Bettis * | 212 | 1,106 |
| 1981 | Danny Barrett | 266 | 1,182 |
| 1982 | Danny Barrett | 398 | 2,181 |
| 1983 | Troy Bodine | 252 | 1,551 |
| 1984 | Troy Bodine | 413 | 2,076 |
| 1985 | Danny McCoin | 247 | 1,398 |
| 1986 | Danny McCoin | 439 | 2,585 |
| 1987 | Danny McCoin | 328 | 1,950 |
| 1988 | Glenn Farkas | 256 | 1,183 |
| 1989 | Glenn Farkas | 236 | 999 |
| 1990 | Paul Anderson | 345 | 1,556 |
| 1991 | Lance Harp | 255 | 1,469 |
| 1992 | Lance Harp | 347 | 1,818 |
| 1993 | Lance Harp | 353 | 1,622 |
| 1994 | Eric Vibberts | 213 | 1,231 |
| 1995 | Eric Vibberts | 292 | 1,738 |
| 1996 | Chad Plummer | 298 | 1,586 |
| 1997 | Chad Plummer | 339 | 1,784 |
| 1998 | Deontey Kenner | 295 | 2,067 |
| 1999 | Deontey Kenner | 433 | 2,642 |
| 2000 | Deontey Kenner | 292 | 1,750 |
| 2001 | Gino Guidugli | 364 | 2,498 |
| 2002 | Gino Guidugli | 541 | 3,570 |
| 2003 | Gino Guidugli | 501 | 2,870 |
| 2004 | Gino Guidugli | 385 | 2,723 |
| 2005 | Dustin Grutza | 406 | 1,827 |
| 2006 | Dustin Grutza | 310 | 1,878 |
| 2007 | Ben Mauk | 486 | 3,498 |
| 2008 | Tony Pike | 380 | 2,454 |
| 2009 | Tony Pike | 369 | 2,526 |
| 2010 | Zach Collaros | 504 | 3,104 |
| 2011 | Zach Collaros | 356 | 2,174 |

* - denotes running back, others are quarterbacks



MARDY GILYARD

ALL-PURPOSE YARDS (Rushing, Receiving and Returns)

Game

| | | | |
|-----|-----|------------------------------------|------|
| 1. | 381 | Mardy Gilyard at Pittsburgh | 2009 |
| 2. | 365 | Mardy Gilyard at Oklahoma | 2008 |
| 3. | 333 | Robert Tate at Kansas | 1995 |
| 4. | 316 | Robert Tate vs. Toledo | 1995 |
| 5. | 306 | Bob Hynes vs. Case-Western Reserve | 1923 |
| 6. | 303 | Mardy Gilyard vs. Connecticut | 2009 |
| 7. | 294 | Clem Turner vs. Kansas State | 1966 |
| 8. | 291 | D.J. Woods vs. Rutgers | 2010 |
| | 288 | Reggie Taylor vs. Miami (OH) | 1986 |
| 10. | 283 | D.J. Woods, vs. Oklahoma | 2010 |
| | 283 | LaDaris Vann at East Carolina | 1999 |

Season

| | | | |
|-----|-------|-------------------|------|
| 1. | 2,690 | Mardy Gilyard | 2009 |
| 2. | 2,280 | Mardy Gilyard | 2008 |
| 3. | 1,859 | D.J. Woods | 2010 |
| 4. | 1,729 | DeMarco McCleskey | 2002 |
| 5. | 1,685 | Robert Tate | 1995 |
| 6. | 1,652 | Isaiah Pead | 2011 |
| 7. | 1,643 | Reggie Taylor | 1986 |
| 8. | 1,572 | Roger Stephens | 1947 |
| 9. | 1,471 | Reggie Taylor | 1985 |
| 10. | 1,461 | Allen Harvin | 1978 |

Career

| | | | |
|-----|-------|-------------------|---------------|
| 1. | 5,945 | Mardy Gilyard | 2005-09 |
| 2. | 5,322 | Reggie Taylor | 1983-86 |
| 3. | 4,113 | DeMarco McCleskey | 1998, 2000-02 |
| 4. | 4,104 | Isaiah Pead | 2008-11 |
| 5. | 4,036 | Al McKinney | 1985-88 |
| 6. | 3,738 | Dominick Goodman | 2005-08 |
| 7. | 3,663 | Allen Harvin | 1978-82 |
| 8. | 3,542 | Robert Cooper | 1996-99 |
| 9. | 3,405 | DJ Woods | 2008-11 |
| 10. | 3,308 | Robert Tate | 1993-96 |

TOTAL OFFENSE (Rushing and Passing)

GAME RECORDS

Total Plays

| | | | |
|-----|----|----------------------------------|------|
| 1. | 65 | Zach Collaros vs. Connecticut | 2010 |
| 2. | 64 | Ben Mauk vs. Southern Miss. | 2007 |
| | 64 | Greg Cook vs. Ohio | 1968 |
| 4. | 63 | Zach Collaros vs. USF | 2010 |
| 5. | 62 | Deontey Kenner at Southern Miss. | 1999 |
| 6. | 60 | Deontey Kenner at Ohio State | 1999 |
| 7. | 59 | Gino Guidugli vs. UAB | 2004 |
| 8. | 58 | Gino Guidugli vs. Ohio State | 2002 |
| | 58 | Deontey Kenner vs. Troy | 1999 |
| 10. | 59 | Zach Collaros at Fresno State | 2010 |

Total Yards

| | | | |
|----|-----|-------------------------------|------|
| 1. | 555 | Zach Collaros vs. Connecticut | 2009 |
| 2. | 525 | Greg Cook vs. Ohio | 1968 |
| 3. | 490 | Zach Collaros vs. USF | 2010 |
| 4. | 436 | Ben Mauk vs. Syracuse | 2007 |

| | | | |
|-----|-----|------------------------------------|------|
| 5. | 426 | Deontey Kenner at Southern Miss. | 1999 |
| 6. | 410 | Zach Collaros at USF | 2011 |
| 7. | 412 | Bob Hynes vs. Case-Western Reserve | 1923 |
| 8. | 407 | Deontey Kenner at Ohio State | 1999 |
| 9. | 404 | Gino Guidugli vs. Louisville | 2003 |
| 10. | 392 | Gino Guidugli vs. Temple | 2003 |

SEASON RECORDS

Total Plays

| | | | |
|-----|-----|----------------|------|
| 1. | 541 | Gino Guidugli | 2002 |
| 2. | 507 | Greg Cook | 1968 |
| 3. | 504 | Zach Collaros | 2011 |
| 4. | 501 | Gino Guidugli | 2003 |
| 5. | 486 | Ben Mauk | 2007 |
| 6. | 439 | Danny McCoin | 1986 |
| 7. | 433 | Deontey Kenner | 1999 |
| 8. | 413 | Troy Bodine | 1984 |
| 9. | 398 | Danny Barrett | 1982 |
| 10. | 385 | Gino Guidugli | 2004 |

Total Yards

| | | | |
|-----|-------|----------------|------|
| 1. | 3,570 | Gino Guidugli | 2002 |
| 2. | 3,498 | Ben Mauk | 2008 |
| 3. | 3,210 | Greg Cook | 1968 |
| 4. | 3,104 | Zach Collaros | 2011 |
| 5. | 2,870 | Gino Guidugli | 2003 |
| 6. | 2,723 | Gino Guidugli | 2004 |
| 7. | 2,642 | Deontey Kenner | 1999 |
| 8. | 2,585 | Danny McCoin | 1986 |
| 9. | 2,498 | Gino Guidugli | 2001 |
| 10. | 2,454 | Tony Pike | 2008 |

CAREER RECORDS

Total Plays

| | | | |
|-----|-------|----------------|-----------|
| 1. | 1,791 | Gino Guidugli | 2001-04 |
| 2. | 1,091 | Danny McCoin | 1984-87 |
| 3. | 1,051 | Zach Collaros | 2008-11 |
| 4. | 1,035 | Deontey Kenner | 1997-2000 |
| 5. | 955 | Lance Harp | 1991-93 |
| 6. | 892 | Danny Barrett | 1979-82 |
| 7. | 869 | Dustin Grutza | 2005-08 |
| 8. | 876 | Reggie Taylor | 1983-86 |
| 9. | 849 | Albert Johnson | 1968-71 |
| 10. | 822 | Greg Cook | 1966-68 |

Total Yards

| | | | |
|-----|--------|----------------|-----------|
| 1. | 11,661 | Gino Guidugli | 2001-04 |
| 2. | 7,087 | Zach Collaros | 2008-11 |
| 3. | 6,558 | Deontey Kenner | 1997-2000 |
| 4. | 6,210 | Danny McCoin | 1984-87 |
| 5. | 5,018 | Tony Pike | 2007-09 |
| 6. | 4,909 | Lance Harp | 1991-93 |
| 7. | 4,760 | Greg Cook | 1965-68 |
| 8. | 4,476 | Dustin Grutza | 2005-08 |
| 9. | 4,287 | Danny Barrett | 1979-82 |
| 10. | 4,279 | Chad Plummer | 1995-98 |

YEAR-BY-YEAR LEADERS

| Year | Player | TD | FG | I--PAT--I | | Points |
|------|-------------------|----|----|-----------|---|--------|
| | | | | 1 | 2 | |
| 1947 | Alkie Richards | 8 | 0 | 0 | 0 | 48 |
| | Roger Stephens | 8 | 0 | 0 | 0 | 48 |
| 1948 | Jim Dougherty | 4 | 0 | 0 | 0 | 24 |
| 1949 | Bob Stratton | 6 | 0 | 0 | 0 | 36 |
| 1950 | Jim Kelly | 9 | 0 | 1 | 0 | 55 |
| 1951 | Bob Dougherty | 11 | 0 | 0 | 0 | 66 |
| 1952 | Joe Delaney | 9 | 0 | 0 | 0 | 54 |
| 1953 | Joe Concilla | 9 | 0 | 0 | 0 | 54 |
| 1954 | Joe Miller | 11 | 0 | 0 | 0 | 66 |
| 1955 | Joe Miller | 3 | 0 | 0 | 0 | 18 |
| | Jim Niemann | 3 | 0 | 0 | 0 | 18 |
| 1956 | Joe Morrison | 7 | 0 | 0 | 0 | 42 |
| 1957 | Barry Maroney | 5 | 0 | 0 | 0 | 30 |
| 1958 | Joe Morrison | 9 | 0 | 0 | 1 | 56 |
| 1959 | Ed Kovac | 15 | 0 | 0 | 0 | 90 |
| 1960 | Fred Oblak | 7 | 0 | 0 | 0 | 42 |
| 1961 | Fred Hynoski | 3 | 0 | 0 | 0 | 18 |
| 1962 | Royce Starks | 6 | 0 | 4 | 2 | 44 |
| 1963 | Brig Owens | 6 | 0 | 2 | 0 | 38 |
| | Pete Rekstis | 6 | 0 | 0 | 1 | 38 |
| 1964 | Al Nelson | 13 | 0 | 0 | 2 | 82 |
| 1965 | Bill Bailey | 7 | 0 | 0 | 0 | 42 |
| 1966 | Clem Turner | 7 | 1 | 2 | 0 | 47 |
| 1967 | Lloyd Pate | 6 | 0 | 0 | 1 | 38 |
| 1968 | Jim O'Brien | 12 | 13 | 31 | 0 | 142 |
| 1969 | Jim O'Brien | 5 | 7 | 19 | 0 | 70 |
| 1970 | Steve Cowan | 9 | 0 | 0 | 0 | 54 |
| 1971 | Reggie Harrison | 9 | 0 | 0 | 0 | 54 |
| 1972 | Reggie Harrison | 6 | 0 | 0 | 0 | 36 |
| 1973 | Reggie Harrison | 11 | 0 | 0 | 0 | 66 |
| 1974 | Dan Shepherd | 0 | 10 | 25 | 0 | 55 |
| 1975 | Dan Shepherd | 0 | 15 | 14 | 0 | 59 |
| 1976 | Steve Schultz | 0 | 12 | 24 | 0 | 60 |
| 1977 | Steve Schultz | 0 | 7 | 31 | 0 | 52 |
| 1978 | Steve Schultz | 0 | 11 | 26 | 0 | 59 |
| 1979 | Tony Kapetanias | 11 | 0 | 0 | 0 | 66 |
| 1980 | Rich Karlis | 0 | 10 | 12 | 0 | 42 |
| 1981 | Jim Fogler | 0 | 7 | 18 | 0 | 39 |
| 1982 | Jim Fogler | 0 | 14 | 29 | 0 | 71 |
| 1983 | Mike Morton | 0 | 11 | 21 | 0 | 54 |
| 1984 | Reggie Taylor | 10 | 0 | 0 | 0 | 60 |
| 1985 | Robert Barone | 0 | 11 | 22 | 0 | 59 |
| 1986 | Reggie Taylor | 11 | 0 | 0 | 0 | 66 |
| 1987 | Phil Insalaco | 0 | 8 | 26 | 0 | 50 |
| 1988 | Phil Insalaco | 0 | 9 | 22 | 0 | 49 |
| 1989 | Chad Volland | 0 | 9 | 12 | 0 | 39 |
| 1990 | David Rowe | 0 | 7 | 13 | 0 | 34 |
| 1991 | David Rowe | 0 | 12 | 17 | 0 | 53 |
| 1992 | David Small | 12 | 0 | 0 | 0 | 72 |
| 1993 | David Small | 17 | 0 | 0 | 0 | 102 |
| 1994 | Paul Blackwood | 7 | 0 | 0 | 0 | 42 |
| 1995 | Eric Richards | 0 | 16 | 27 | 0 | 75 |
| 1996 | Eric Richards | 0 | 13 | 26 | 0 | 65 |
| 1997 | Eric Richards | 0 | 12 | 26 | 0 | 62 |
| 1998 | DeMarco McCleskey | 11 | 0 | 0 | 0 | 66 |
| 1999 | Robert Cooper | 9 | 0 | 0 | 0 | 54 |
| 2000 | Jonathan Ruffin | 0 | 26 | 26 | 0 | 104 |
| 2001 | Jonathan Ruffin | 0 | 12 | 36 | 0 | 72 |
| 2002 | DeMarco McCleskey | 17 | 0 | 0 | 0 | 102 |
| 2003 | Richard Hall | 10 | 0 | 0 | 0 | 60 |
| 2004 | Kevin Lovell | 0 | 11 | 39 | 0 | 72 |
| 2005 | Bradley Glatthaar | 7 | 0 | 0 | 0 | 42 |
| 2006 | Kevin Lovell | 0 | 18 | 23 | 0 | 82 |
| 2007 | Jake Rogers | 0 | 11 | 51 | 0 | 84 |
| | Marcus Barnett | 14 | 0 | 0 | 0 | 84 |
| 2008 | Jacob Rogers | 0 | 16 | 34 | 0 | 82 |

| Year | Player | TD | FG | I--PAT--I | | Points |
|------|--------------|----|----|-----------|---|--------|
| | | | | 1 | 2 | |
| 2009 | Jacob Rogers | 0 | 13 | 63 | 0 | 102 |
| 2010 | Jacob Rogers | 0 | 11 | 38 | 0 | 71 |
| 2011 | Tony Miliano | 0 | 17 | 47 | 0 | 98 |

GAME RECORDS

Total Points

| | | | |
|----|----|--|------|
| 1. | 51 | Ike Stewart vs. Transylvania..... | 1912 |
| 2. | 36 | Bob Heuck vs. Transylvania..... | 1912 |
| 3. | 25 | Jim O'Brien vs. Louisville..... | 1968 |
| 4. | 24 | DeMarco McCleskey at Arkansas State..... | 1998 |
| | 24 | DeMarco McCleskey vs. Houston..... | 1998 |
| | 24 | David Small at Houston..... | 1993 |
| | 24 | David Small vs. Kent State..... | 1992 |

Touchdowns

| | | | |
|----|---|--|------|
| 1. | 8 | Ike Stewart vs. Transylvania..... | 1912 |
| 2. | 6 | Bob Heuck vs. Transylvania..... | 1912 |
| 3. | 5 | Isaiah Pead vs. Rutgers..... | 2010 |
| 4. | 4 | DeMarco McCleskey at Arkansas State..... | 1998 |
| | 4 | DeMarco McCleskey vs. Houston..... | 1998 |
| | 4 | David Small vs. Houston..... | 1993 |
| | 4 | David Small vs. Kent State..... | 1993 |

Extra Points Made

| | | | |
|----|----|---|------|
| 1. | 12 | Alonzo Weiss vs. Transylvania..... | 1912 |
| 2. | 9 | Jacob Rogers vs. Rutgers..... | 2010 |
| | 9 | Steve Schultz vs. Louisiana-Monroe..... | 1977 |
| 4. | 7 | Tony Miliano vs. Austin Peay..... | 2011 |
| | 7 | Tony Miliano vs. Akron..... | 2011 |
| | 7 | Jake Rogers vs. San Diego State..... | 2007 |
| | 7 | Jake Rogers vs. Syracuse..... | 2007 |
| | 7 | Kevin Lovell at Southern Miss..... | 2004 |
| | 7 | Jonathan Ruffin at Miami (OH)..... | 1999 |
| | 7 | Phil Insalaco vs. Austin Peay..... | 1988 |

Field Goals Made

| | | | |
|----|---|--------------------------------------|------|
| 1. | 4 | Tony Miliano at Pittsburgh..... | 2011 |
| | 4 | Jacob Rogers vs. Connecticut..... | 2009 |
| | 4 | Kevin Lovell at Connecticut..... | 2006 |
| | 4 | Chris Manfredini vs. Louisville..... | 2003 |
| | 4 | Jonathan Ruffin at Hawai'i..... | 2002 |
| | 4 | Jonathan Ruffin at Tulane..... | 2000 |
| | 4 | Jonathan Ruffin vs. UAB..... | 2000 |
| | 4 | Phil Insalaco vs. Indiana State..... | 1988 |
| | 4 | Steve Schultz vs. Vanderbilt..... | 1976 |

SEASON RECORDS

Total Points

| | | | |
|-----|-----|------------------------|------|
| 1. | 142 | Jim O'Brien..... | 1968 |
| 2. | 104 | Jonathan Ruffin..... | 2000 |
| 3. | 102 | Jacob Rogers..... | 2009 |
| | 102 | DeMarco McCleskey..... | 2002 |
| | 102 | David Small..... | 1993 |
| 6. | 101 | Jonathan Ruffin..... | 2002 |
| 7. | 98 | Tony Miliano..... | 2011 |
| 8. | 90 | Isaiah Pead..... | 2011 |
| | 90 | Ed Kovac..... | 1959 |
| 10. | 84 | Marcus Barnett..... | 2007 |
| | 84 | Jacob Rogers..... | 2007 |
| | 84 | Tom Dallen..... | 1993 |

Touchdowns

| | | | |
|----|----|------------------------|------|
| 1. | 17 | DeMarco McCleskey..... | 2002 |
| | 17 | David Small..... | 1993 |
| 3. | 15 | Isaiah Pead..... | 2011 |
| | 15 | Ed Kovac..... | 1959 |
| 5. | 14 | Marcus Barnett..... | 2007 |

| | | | |
|----|----|--------------------|------|
| 6. | 13 | Mardy Gilyard..... | 2009 |
| | 13 | Mardy Gilyard..... | 2008 |
| | 13 | Al Nelson..... | 1964 |
| 9. | 12 | David Small..... | 1992 |
| | 12 | Jim O'Brien..... | 1968 |

Extra Points Made

| | | | |
|-----|----|----------------------|------|
| 1. | 63 | Jacob Rogers..... | 2009 |
| 2. | 51 | Jacob Rogers..... | 2007 |
| 3. | 47 | Tony Miliano..... | 2011 |
| 4. | 44 | Jonathan Ruffin..... | 2002 |
| 5. | 39 | Kevin Lovell..... | 2004 |
| 6. | 38 | Jacob Rogers..... | 2010 |
| 7. | 36 | Jonathan Ruffin..... | 2001 |
| 8. | 34 | Jacob Rogers..... | 2008 |
| 9. | 33 | Tom Dallen..... | 1993 |
| 10. | 31 | Steve Schultz..... | 1977 |
| | 31 | Jim O'Brien..... | 1968 |

Extra Points Attempted

| | | | |
|-----|----|----------------------|------|
| 1. | 68 | Jacob Rogers..... | 2009 |
| | 54 | Jacob Rogers..... | 2007 |
| 3. | 50 | Tony Miliano..... | 2011 |
| 4. | 46 | Jonathan Ruffin..... | 2002 |
| 5. | 40 | Jacob Rogers..... | 2010 |
| | 40 | Kevin Lovell..... | 2004 |
| 7. | 39 | Ralph Pisanelli..... | 1952 |
| 8. | 36 | Jacob Rogers..... | 2008 |
| | 36 | Jonathan Ruffin..... | 2001 |
| 10. | 35 | Tom Dallen..... | 1993 |

Extra Point Percentage (min. 20 att.)

| | | | |
|----|-------|---------------------------------|------|
| 1. | 1.000 | Mike Morton (21-of-21)..... | 1983 |
| | 1.000 | Robert Barone (22-of-22)..... | 1985 |
| | 1.000 | Steve Schultz (24-of-24)..... | 1976 |
| | 1.000 | Phil Insalaco (26-of-26)..... | 1987 |
| | 1.000 | Eric Richards (26-of-26)..... | 1996 |
| | 1.000 | Jonathan Ruffin (36-of-36)..... | 2001 |
| | 1.000 | Kevin Lovell (28-of-28)..... | 2006 |
| 2. | .975 | Kevin Lovell (39-of-40)..... | 2004 |
| 3. | .964 | Eric Richards (27-of-28)..... | 1995 |
| 4. | .963 | Jonathan Ruffin (26-of-27)..... | 2000 |
| | .963 | Eric Richards (26-of-27)..... | 1997 |

Field Goals Made

| | | | |
|----|----|----------------------|------|
| 1. | 26 | Jonathan Ruffin..... | 2000 |
| 2. | 19 | Jonathan Ruffin..... | 2002 |
| 3. | 18 | Kevin Lovell..... | 2006 |
| 4. | 17 | Tony Miliano..... | 2011 |
| | 17 | Tom Dallen..... | 1993 |
| 6. | 16 | Jacob Rogers..... | 2008 |
| | 16 | Eric Richards..... | 1995 |
| 8. | 15 | Dan Shepherd..... | 1975 |
| 9. | 14 | Jim Fogler..... | 1982 |

Field Goals Attempted

| | | | |
|----|----|----------------------|------|
| 1. | 29 | Jonathan Ruffin..... | 2000 |
| 2. | 28 | Steve Schultz..... | 1976 |
| 3. | 25 | Tony Miliano..... | 2011 |
| | 25 | Jim O'Brien..... | 1968 |
| 5. | 24 | Eric Richards..... | 1995 |
| 6. | 23 | Jake Rogers..... | 2008 |
| | 23 | Kevin Lovell..... | 2006 |
| 8. | 22 | Jonathan Ruffin..... | 2002 |
| | 22 | Tom Dallen..... | 1993 |
| | 22 | Dan Shepherd..... | 1975 |

SCORING RECORDS

Field Goal Percentage

| | | | |
|----|------|-----------------------------------|------|
| 1. | .909 | Chris Manfredini (10-of-11) | 2003 |
| 2. | .897 | Jonathan Ruffin (26-of-29) | 2000 |
| 3. | .864 | Jonathan Ruffin (19-of-22) | 2002 |
| 4. | .786 | Jacob Rogers (11-of-14) | 2010 |
| | .786 | Steve Schultz (11-of-14) | 1978 |
| 5. | .783 | Kevin Lovell (18-of-23) | 2006 |

Consecutive Games with a Field Goal

| | | | |
|----|----|-----------------------|------|
| 1. | 11 | Jonathan Ruffin | 2000 |
| 2. | 10 | David Rowe | 1991 |
| 3. | 8 | Jonathan Ruffin | 2002 |
| 4. | 7 | Jonathan Ruffin | 2001 |
| | 7 | Jim Fogler | 1982 |
| | 7 | Eric Richards | 1996 |

Points Scored By Kicking

| | | | |
|-----|-----|-----------------------|------|
| 1. | 104 | Jonathan Ruffin | 2000 |
| 2. | 102 | Jacob Rogers | 2009 |
| | 101 | Jonathan Ruffin | 2002 |
| 4. | 98 | Tony Miliano | 2011 |
| 5. | 84 | Jake Rogers | 2007 |
| | 84 | Tom Dallen | 1993 |
| 7. | 82 | Jake Rogers | 2008 |
| | 82 | Kevin Lovell | 2006 |
| 9. | 75 | Eric Richards | 1995 |
| 10. | 72 | Kevin Lovell | 2004 |
| | 72 | Jonathan Ruffin | 2001 |

CAREER RECORDS

Total Points

| | | | |
|-----|-----|-------------------------|---------------|
| 1. | 339 | Jacob Rogers | 2007-10 |
| 2. | 315 | Jonathan Ruffin | 1999-2002 |
| 3. | 248 | DeMarco McCleskey | 1998, 2000-02 |
| 4. | 247 | Jim O'Brien | 1967-69 |
| 5. | 203 | Steve Schultz | 1976-79 |
| 6. | 202 | Eric Richards | 1994-97 |
| 7. | 198 | Isaiah Pead | 2008-11 |
| | 198 | David Small | 1991-93 |
| 9. | 184 | Kevin Lovell | 2004-06 |
| 10. | 162 | Reggie Taylor | 1983-86 |

Touchdowns

| | | | |
|----|----|-------------------------|---------------|
| 1. | 41 | DeMarco McCleskey | 1998, 2000-02 |
| 2. | 33 | David Small | 1991-93 |
| 3. | 27 | Reggie Harrison | 1971-73 |
| 4. | 33 | Isaiah Pead | 2008-11 |
| 5. | 31 | Mardy Gilyard | 2005-09 |
| 6. | 26 | Reggie Taylor | 1983-86 |
| | 26 | Bob Heuck | 1910-12 |
| 8. | 22 | Dominick Goodman | 2005-08 |
| 9. | 21 | Armon Binns | 2007-10 |
| | 21 | Jim O'Brien | 1967-69 |
| | 21 | Joe Morrison | 1956-58 |
| | 21 | Joe Concilla | 1951-53 |
| | 21 | Bradley Glatthaar | 2004-07 |

Extra Points Made

| | | | |
|-----|-----|-----------------------|-----------|
| 1. | 186 | Jacob Rogers | 2007-10 |
| | 129 | Jonathan Ruffin | 1999-2002 |
| 3. | 98 | Steve Schultz | 1976-79 |
| 4. | 85 | Kevin Lovell | 2004-06 |
| 5. | 79 | Eric Richards | 1994-97 |
| 6. | 76 | Phil Insalaco | 1986-88 |
| 7. | 61 | Jim O'Brien | 1967-69 |
| 8. | 51 | Tom Dallen | 1993-94 |
| 9. | 50 | Ralph Pisanelli | 1952-53 |
| 10. | 47 | Tony Miliano | 2011- |
| | 47 | Jim Fogler | 1981-82 |

Extra Points Attempted

| | | | |
|-----|-----|-----------------------|-----------|
| 1. | 195 | Jacob Rogers | 2007-10 |
| 2. | 134 | Jonathan Ruffin | 1999-2002 |
| 3. | 103 | Steve Schultz | 1976-79 |
| 4. | 86 | Kevin Lovell | 2004-06 |
| 5. | 81 | Eric Richards | 1994-97 |
| 6. | 79 | Phil Insalaco | 1986-88 |
| 7. | 68 | Jim O'Brien | 1967-69 |
| 8. | 66 | Ralph Pisanelli | 1952-53 |
| 9. | 54 | Jim Fogler | 1981-82 |
| 10. | 53 | Tom Dallen | 1993-94 |

Extra Point Percentage (Min. 30 Att.)

| | | | |
|----|------|------------------------------------|-----------|
| 1. | .988 | Kevin Lovell (85-of-86) | 2004-06 |
| 2. | .978 | Eric Richards (89-of-91) | 1994-97 |
| 3. | .974 | Mike Morton (37-of-38) | 1983-84 |
| 4. | .963 | Jonathan Ruffin (129-of-134) | 1999-2002 |
| 5. | .962 | Tom Dallen (51-of-53) | 1993-94 |
| | .962 | Phil Insalaco (76-of-79) | 1986-88 |

Consecutive Extra Points Made

| | | | |
|----|----|-----------------------|-----------|
| 1. | 82 | Kevin Lovell | 2004-06 |
| 2. | 65 | Jonathan Ruffin | 2000-2002 |
| 3. | 64 | Jacob Rogers | 2008-09 |
| 4. | 63 | Eric Richards | 1994-97 |
| 5. | 38 | Phil Insalaco | 1986-88 |
| 6. | 37 | Jacob Rogers | 2007 |
| 7. | 35 | Jacob Rogers | 2009 |
| | 36 | Mike Morton | 1983-84 |
| 8. | 25 | Tom Dallen | 1993-94 |
| 9. | 24 | Steve Schultz | 1976 |

Field Goals Made

| | | | |
|----|----|-----------------------|-----------|
| 1. | 62 | Jonathan Ruffin | 1999-2002 |
| 2. | 51 | Jacob Rogers | 2007-10 |
| 3. | 41 | Eric Richards | 1994-97 |
| 4. | 35 | Steve Schultz | 1976-79 |
| 5. | 33 | Kevin Lovell | 2004-06 |
| 6. | 28 | Phil Insalaco | 1986-88 |
| 7. | 25 | Dan Shepherd | 1973-75 |
| 8. | 23 | Tom Dallen | 1993-94 |
| 9. | 21 | Jim Fogler | 1981-82 |

Field Goals Attempted

| | | | |
|----|----|-----------------------|-----------|
| 1. | 79 | Jonathan Ruffin | 1999-2002 |
| 2. | 75 | Jacob Rogers | 2007-10 |
| 3. | 68 | Steve Schultz | 1976-79 |
| 4. | 62 | Eric Richards | 1994-97 |
| 5. | 47 | Kevin Lovell | 2004-06 |
| 6. | 44 | Jim O'Brien | 1967-69 |
| 7. | 42 | Jake Rogers | 2007-08 |
| 8. | 41 | Phil Insalaco | 1986-88 |
| | 41 | Sal Casola | 1972-73 |

Field Goal Percentage

| | | | |
|-----|------|----------------------------------|-----------|
| 1. | .785 | Jonathan Ruffin (62-of-79) | 1999-2002 |
| 2. | .731 | David Rowe (19-of-26) | 1990-91 |
| 3. | .714 | Dan Shepherd (25-of-35) | 1973-75 |
| 4. | .702 | Kevin Lovell (33-of-47) | 2004-06 |
| 5. | .683 | Phil Insalaco (28-of-41) | 1986-88 |
| 6. | .680 | Tony Miliano (17-of-25) | 2011- |
| | .680 | Jacob Rogers (51-of-75) | 2007-10 |
| 8. | .677 | Jim Fogler (21-of-31) | 1981-83 |
| 9. | .676 | Tom Dallen (23-of-34) | 1993-94 |
| 10. | .672 | Eric Richards (41-of-61) | 1994-97 |

Consecutive Field Goals Made

| | | | |
|-----|----|-----------------------|---------|
| 1. | 13 | Jake Rogers | 2007-08 |
| | 13 | Jonathan Ruffin | 2002 |
| 3. | 12 | Jonathan Ruffin | 2000 |
| 4. | 11 | Kevin Lovell | 2006 |
| 5. | 8 | Jonathan Ruffin | 2001 |
| | 8 | Eric Richards | 1997 |
| 7. | 7 | Jonathan Ruffin | 2000 |
| | 7 | Phil Insalaco | 1987 |
| | 7 | Kevin Lovell | 2005-06 |
| 10. | 6 | Eric Richards | 1995 |
| | 6 | Mike Morton | 1983 |

Points Scored By Kicking

| | | | |
|-----|-----|-----------------------|-----------|
| 1. | 339 | Jacob Rogers | 2007-10 |
| 2. | 315 | Jonathan Ruffin | 1999-2002 |
| 3. | 203 | Steve Schultz | 1976-79 |
| 4. | 202 | Eric Richards | 1994-97 |
| 5. | 184 | Kevin Lovell | 2004-06 |
| 6. | 160 | Phil Insalaco | 1986-88 |
| 7. | 121 | Jim O'Brien | 1967-69 |
| 8. | 120 | Tom Dallen | 1993-94 |
| 9. | 114 | Dan Shepherd | 1973-75 |
| 10. | 110 | Jim Fogler | 1981-82 |

Consecutive Games Scored In

| | | | |
|----|----|-----------------------|-----------|
| 1. | 47 | Jonathan Ruffin | 1999-2002 |
| 2. | 37 | Jacob Rogers | 2007-10 |
| 3. | 24 | Jim O'Brien | 1968-69 |
| 4. | 19 | Eric Richards | 1996-97 |

Longest Field Goals Made

| | | | |
|----|----|---------------------------------------|------|
| 1. | 58 | Jon Bacon vs. Miami (OH) | 1994 |
| 2. | 55 | Jake Rogers vs. Oregon State | 2007 |
| 3. | 54 | Jake Rogers at Connecticut | 2008 |
| | 54 | Dan Shepherd vs. Tulsa | 1975 |
| 5. | 53 | Jake Rogers at Hawai'i | 2008 |
| | 53 | Sal Casola vs. Memphis | 1973 |
| 7. | 51 | Steve Schultz vs. Miami (OH) | 1976 |
| 8. | 50 | Jake Rogers vs. Rutgers | 2008 |
| | 50 | Eric Richards vs. Southern Miss | 1997 |
| | 50 | Phil Insalaco vs. Miami (OH) | 1988 |

YEAR-BY-YEAR LEADERS

| Year | Player | Punts | Yards | Avg. |
|------|-------------------|-------|-------|------|
| 1947 | Tom O'Malley | 38 | 1,368 | 36.0 |
| 1948 | Tom O'Malley | 47 | 1,558 | 33.0 |
| 1949 | Tom O'Malley | 58 | 1,870 | 32.2 |
| 1950 | Jack Delaney | 30 | 1,098 | 36.6 |
| 1951 | John Mooth | 43 | 1,624 | 37.8 |
| 1952 | Jack Delaney | 30 | 1,098 | 36.6 |
| 1953 | Dick Goist | 21 | 752 | 35.8 |
| 1954 | Jim Niemann | 8 | 323 | 40.4 |
| 1955 | Jim Niemann | 23 | 878 | 38.2 |
| 1956 | Jim Niemann | 24 | 964 | 40.2 |
| 1957 | Larry DeVincentis | 39 | 1,592 | 40.8 |
| 1958 | Gene Johnson | 36 | 1,265 | 35.1 |
| 1959 | Dave Ritchie | 31 | 1,172 | 37.8 |
| 1960 | Dave Ritchie | 47 | 1,833 | 39.0 |
| 1961 | Fred Hynoski | 34 | 1,311 | 38.6 |
| 1962 | Fred Hynoski | 39 | 1,364 | 35.0 |
| 1963 | Brig Owens | 34 | 1,285 | 37.8 |
| 1964 | Brig Owens | 33 | 1,208 | 36.6 |
| 1965 | Steve Schweitzer | 49 | 1,923 | 39.2 |
| 1966 | Jim Denk | 64 | 2,406 | 37.6 |
| 1967 | Tom Chlebeck | 37 | 1,295 | 35.0 |
| 1968 | Benny Rhoads | 45 | 1,911 | 42.5 |
| 1969 | Benny Rhoads | 70 | 2,703 | 38.6 |
| 1970 | Clem Fennell | 70 | 2,638 | 37.7 |
| 1971 | Clem Fennell | 63 | 2,419 | 38.4 |
| 1972 | Clem Fennell | 71 | 2,767 | 39.0 |
| 1973 | Jeff West | 55 | 2,339 | 42.5 |
| 1974 | Jeff West | 77 | 3,192 | 41.5 |
| 1975 | Mike Connell | 61 | 2,568 | 42.1 |
| 1976 | Mike Connell | 72 | 3,095 | 43.0 |
| 1977 | Mike Connell | 60 | 2,571 | 42.8 |
| 1978 | Phil Peckich | 26 | 986 | 37.9 |
| 1979 | Phil Peckich | 45 | 1,731 | 38.4 |
| 1980 | Mark Householder | 62 | 2,096 | 33.8 |
| 1981 | Phil Peckich | 80 | 3,155 | 39.4 |
| 1982 | Phil Peckich | 54 | 2,133 | 39.5 |
| 1983 | Shaun Burdick | 68 | 2,400 | 35.3 |
| 1984 | Shaun Burdick | 64 | 2,522 | 39.4 |
| 1985 | Shaun Burdick | 53 | 2,224 | 42.0 |
| 1986 | Shaun Burdick | 50 | 2,101 | 42.0 |
| 1987 | Jeff Jones | 32 | 1,179 | 36.8 |
| 1988 | Jeff Jones | 42 | 1,522 | 36.2 |
| 1989 | Jeff Jones | 69 | 2,658 | 38.5 |
| 1990 | Jeff Jones | 73 | 2,821 | 38.6 |
| 1991 | Jeff Blaylock | 57 | 1,949 | 34.2 |
| 1992 | Jeff Blaylock | 67 | 2,490 | 37.2 |
| 1993 | Jeff Blaylock | 61 | 2,296 | 37.6 |
| 1994 | Jeff Blaylock | 51 | 1,976 | 38.7 |
| 1995 | Steve Smith | 63 | 2,383 | 37.8 |
| 1996 | Steve Smith | 68 | 2,795 | 41.1 |
| 1997 | Doug Johnson | 66 | 2,700 | 40.9 |
| 1998 | Adam Wulfeck | 40 | 1,586 | 39.7 |
| 1999 | Adam Wulfeck | 54 | 2,279 | 42.2 |
| 2000 | Adam Wulfeck | 56 | 2,343 | 41.8 |
| 2001 | Adam Wulfeck | 64 | 2,800 | 43.8 |
| 2002 | Chet Ervin | 66 | 2,511 | 38.0 |
| 2003 | Chet Ervin | 63 | 2,451 | 38.9 |
| 2004 | Chet Ervin | 45 | 1,852 | 41.2 |
| 2005 | Chet Ervin | 67 | 2,632 | 39.3 |
| 2006 | Brian Steel | 70 | 2,715 | 38.8 |
| 2007 | Kevin Huber | 57 | 2,672 | 46.9 |
| 2008 | Kevin Huber | 60 | 2,697 | 45.0 |
| 2009 | Jacob Rogers | 43 | 1,788 | 41.6 |
| 2010 | Pat O'Donnell | 52 | 2,178 | 41.9 |
| 2011 | Pat O'Donnell | 63 | 2,760 | 43.8 |



KEVIN HUBER

GAME RECORDS

Punts

| | | | |
|----|----|-------------------------------------|------|
| 1. | 13 | Phil Peckich at Pittsburgh..... | 1981 |
| 2. | 12 | Steve Smith at Louisville | 1996 |
| | 12 | Steve Smith at Virginia Tech | 1995 |
| | 12 | Mike Connell at Arizona State | 1976 |
| | 12 | Don McMillan at Tulsa..... | 1946 |

Punting Yards

| | | | |
|----|-----|---|------|
| 1. | 510 | Steve Smith at Louisville | 1996 |
| 2. | 502 | Mike Connell vs. Arizona State | 1976 |
| 3. | 460 | Clem Fennell at North Texas State | 1970 |
| 4. | 456 | Doug Johnson at Boston College | 1997 |
| 5. | 452 | Steve Smith at Virginia Tech | 1995 |

Punting Average

| | | | |
|----|------|---|------|
| 1. | 59.7 | Pat O'Donnell vs NC State (3 punts) | 2011 |
| | 59.7 | Kevin Huber vs. Marshall (3 punts) | 2007 |
| 3. | 54.0 | Adam Wulfeck vs. Miami (OH) (2 punts) | 1999 |
| 4. | 53.0 | John Mooth vs. Ohio (4 punts) | 1952 |
| 5. | 52.0 | Jeff Blaylock vs. Tulsa (2 punts) | 1994 |
| 6. | 51.0 | Adam Wulfeck vs. Tulane (5 punts) | 2001 |

Longest Punts

| | | | |
|-----|----|--|------|
| 1. | 78 | Mike Connell vs. Louisiana-Lafayette | 1976 |
| 2. | 76 | Pat O'Donnell vs. NC State..... | 2011 |
| | 75 | Clem Fennell at Louisville..... | 1971 |
| 3. | 72 | Doug Johnson vs. Memphis | 1997 |
| 4. | 69 | Adam Wulfeck at Army | 2001 |
| 5. | 68 | Jeff Blaylock at Tulsa | 1993 |
| 6. | 67 | Shaun Burdick vs. Virginia Tech | 1985 |
| 7. | 67 | Dave Ritchie at Houston..... | 1959 |
| 8. | 66 | Brig Owens vs. Tulsa | 1964 |
| 9. | 65 | Chet Ervin vs. Louisville | 2005 |
| 10. | 65 | Adam Wulfeck vs. Syracuse | 2000 |

SEASON RECORDS

Punts

| | | | |
|-----|----|--------------------|------|
| 1. | 80 | Phil Peckich | 1981 |
| 2. | 77 | Jeff West | 1974 |
| 3. | 73 | Jeff Jones | 1990 |
| 4. | 72 | Mike Connell | 1976 |
| 5. | 71 | Clem Fennell | 1972 |
| 6. | 70 | Benny Rhoads..... | 1969 |
| | 70 | Clem Fennell | 1970 |
| | 70 | Brian Steel..... | 2006 |
| 9. | 69 | Jeff Jones | 1989 |
| 10. | 68 | Steve Smith | 1996 |
| | 68 | Shaun Burdick..... | 1983 |

Punting Yards

| | | | |
|----|-------|--------------------|------|
| 1. | 3,192 | Jeff West..... | 1974 |
| 2. | 3,155 | Phil Peckich | 1981 |
| 3. | 3,095 | Mike Connell | 1976 |
| 4. | 2,821 | Jeff Jones | 1990 |

| | | | |
|-----|-------|---------------------|------|
| 5. | 2,800 | Adam Wulfeck | 2001 |
| 6. | 2,795 | Steve Smith..... | 1996 |
| 7. | 2,767 | Clem Fennell | 1972 |
| 8. | 2,760 | Pat O'Donnell | 2011 |
| 9. | 2,715 | Brian Steel..... | 2006 |
| 10. | 2,703 | Benny Rhoads..... | 1969 |

Punting Average (Min. 25 Punts)

| | | | |
|-----|-------|---------------------|------|
| 1. | 46.90 | Kevin Huber..... | 2007 |
| 2. | 45.00 | Kevin Huber..... | 2008 |
| 3. | 43.80 | Pat O'Donnell | 2011 |
| 4. | 43.75 | Adam Wulfeck | 2001 |
| 5. | 42.99 | Mike Connell | 1976 |
| 6. | 42.85 | Mike Connell | 1977 |
| 7. | 42.53 | Jeff West..... | 1973 |
| 8. | 42.47 | Benny Rhoads..... | 1968 |
| 9. | 42.20 | Adam Wulfeck | 1999 |
| 10. | 42.10 | Mike Connell | 1975 |

CAREER RECORDS

Punts

| | | | |
|-----|-----|---------------------|-----------|
| 1. | 241 | Chet Ervin..... | 2002-05 |
| 2. | 236 | Jeff Blaylock | 1991-94 |
| 3. | 235 | Shaun Burdick..... | 1983-86 |
| 4. | 216 | Jeff Jones | 1987-90 |
| 5. | 214 | Adam Wulfeck | 1998-2001 |
| 6. | 205 | Phil Peckich..... | 1978-82 |
| 7. | 204 | Clem Fennell | 1970-72 |
| 8. | 194 | Mike Connell | 1974-77 |
| 9. | 143 | Tom O'Malley | 1947-49 |
| 10. | 132 | Jeff West..... | 1973-74 |

Punting Yards

| | | | |
|-----|-------|---------------------|-----------|
| 1. | 9,446 | Chet Ervin..... | 2002-05 |
| 2. | 9,244 | Shaun Burdick..... | 1983-86 |
| 3. | 9,008 | Adam Wulfeck | 1998-2001 |
| 4. | 8,711 | Jeff Blaylock | 1991-94 |
| 5. | 8,247 | Mike Connell | 1974-77 |
| 6. | 8,180 | Jeff Jones | 1987-90 |
| 7. | 8,005 | Phil Peckich..... | 1978-82 |
| 8. | 7,824 | Clem Fennell | 1970-72 |
| 9. | 5,684 | Kevin Huber | 2005-08 |
| 10. | 5,531 | Jeff West..... | 1973-74 |

Punting Average (Min. 50 Punts)

| | | | |
|-----|-------|---------------------|-----------|
| 1. | 45.47 | Kevin Huber..... | 2005-08 |
| 2. | 42.90 | Pat O'Donnell | 2010-11 |
| 3. | 42.51 | Mike Connell | 1974-77 |
| 4. | 42.05 | Adam Wulfeck | 1998-2001 |
| 5. | 41.90 | Jeff West..... | 1973-74 |
| 6. | 41.09 | Doug Johnson..... | 1996-97 |
| 7. | 40.12 | Benny Rhoads..... | 1967-69 |
| 8. | 39.52 | Steve Smith..... | 1995-96 |
| 9. | 39.36 | Jim Niemann | 1954-56 |
| 10. | 39.34 | Shaun Burdick..... | 1983-86 |

RETURN RECORDS

GAME RECORDS

Kickoff Returns

| | | | |
|----|---|--------------------------------------|------|
| 1. | 8 | Mardy Gilyard at Pittsburgh | 2009 |
| | 8 | LaDaris Vann vs. East Carolina | 1999 |
| 2. | 7 | Antonio Chatman vs. Indiana | 2000 |
| | 7 | Donald McKnight vs. Syracuse | 1998 |
| | 7 | Lloyd Pate vs. Houston | 1968 |

Kickoff Return Yards

| | | | |
|----|-----|-----------------------------------|------|
| 1. | 256 | Mardy Gilyard at Pittsburgh | 2009 |
| 2. | 246 | Mardy Gilyard at Oklahoma | 2008 |
| 3. | 218 | Roger Stephens vs. Dayton | 1947 |
| 4. | 207 | Mardy Gilyard vs. Florida | 2010 |
| 5. | 192 | Keith Jenkins vs. Houston | 1975 |

Kickoff Returns For Touchdowns

| | | | |
|----|---|--|--------|
| 1. | 1 | Accomplished 21 times last by Abernathy IV vs. Vanderbilt | (2011) |
|----|---|--|--------|

Longest Kickoff Return

| | | | |
|----|-----|---|------|
| 1. | 100 | Darrin Williams vs. SEMO (TD) | 2009 |
| | 100 | Mardy Gilyard at West Virginia (TD) | 2008 |
| | 100 | Walter Heuck vs. Denison (TD) | 1910 |
| 3. | 99 | Mardy Gilyard at Pittsburgh (TD) | 2009 |
| | 99 | Keith Jenkins vs. Houston (TD) | 1975 |

Punt Returns

| | | | |
|----|---|---|------|
| 1. | 7 | Mike Daniels vs. Western Carolina | 2005 |
| | 7 | Tinker Keck vs. Kansas | 1997 |
| | 7 | Charley Bland vs. Villanova | 1973 |
| 4. | 6 | LaDaris Vann vs. Connecticut | 2001 |
| | 6 | Robert Tate vs. Kentucky | 1996 |
| | 6 | Gene Rossi vs. Western Michigan | 1949 |

Punt Return Yards

| | | | |
|----|-----|--|------|
| 1. | 161 | Gene Gibson vs. Ohio | 1949 |
| 2. | 122 | Tinker Keck vs. Louisville | 1997 |
| 3. | 103 | Gene Gibson vs. Western Michigan | 1949 |
| 4. | 98 | Errol Prisyb vs. North Texas State | 1963 |
| 5. | 97 | Tinker Keck vs. Miami (OH) | 1997 |

Punt Return Touchdowns

| | | | |
|----|---|----------------------------------|------|
| 1. | 2 | Tinker Keck vs. Louisville | 1997 |
| | 2 | Gene Gibson vs. Ohio | 1949 |
| 2. | 1 | Accomplished 25 times | |

Longest Punt Return

| | | | |
|----|----|---|------|
| 1. | 98 | Errol Prisyb vs. North Texas State (TD) | 1963 |
| 2. | 85 | Dom Del Bene vs. Hardin-Simmons (TD) | 1951 |
| 3. | 84 | Joe Morrison vs. Marquette (TD) | 1956 |
| 4. | 78 | Tinker Keck vs. Louisville (TD) | 1997 |
| | 78 | Tony Jackson vs. Dayton (TD) | 1967 |

SEASON RECORDS

Kickoff Returns

| | | | |
|-----|----|--------------------------------|------|
| 1. | 42 | Mardy Gilyard | 2009 |
| 2. | 39 | Ralph David Abernathy IV | 2011 |
| 3. | 36 | Mardy Gilyard | 2008 |
| 4. | 33 | Donald McKnight | 1998 |
| 5. | 31 | Dwayne Hunter | 1987 |
| 6. | 29 | Bobby Brown | 1989 |
| | 29 | Russell Cooper | 1980 |
| 8. | 24 | Antonio Chatman | 2000 |
| | 24 | Ralph Williams | 1979 |
| 10. | 23 | Mike Daniels | 2004 |
| | 23 | Brian Jenkins | 1992 |
| | 23 | Howard Hill | 1978 |
| | 23 | Lloyd Pate | 1968 |

Kickoff Return Yards

| | | | |
|-----|-------|--------------------------------|------|
| 1. | 1,281 | Mardy Gilyard | 2009 |
| 2. | 1,034 | Ralph David Abernathy IV | 2011 |
| 3. | 994 | Mardy Gilyard | 2008 |
| 4. | 652 | Russell Cooper | 1980 |
| 5. | 647 | Donald McKnight | 1998 |
| 6. | 611 | Dwayne Hunter | 1987 |
| 7. | 603 | Bobby Brown | 1989 |
| 8. | 541 | Dominick Goodman | 2006 |
| 9. | 515 | Robert Tate | 1995 |
| 10. | 505 | Brian Jenkins | 1992 |

Kickoff Return Average (Min. 1.5 KOR/G)

| | | | |
|----|-------|---------------------|------|
| 1. | 34.33 | Robert Tate | 1995 |
| 2. | 31.50 | Chris Hewitt | 1993 |
| 3. | 30.50 | Mardy Gilyard | 2009 |
| 4. | 29.13 | Keith Jenkins | 1975 |
| 5. | 27.73 | Tom Marvaso | 1974 |

Kickoff Returns For Touchdowns

| | | | |
|----|---|---------------------|------|
| 1. | 2 | Mardy Gilyard | 2008 |
|----|---|---------------------|------|

Punt Returns

| | | | |
|-----|----|------------------------|------|
| 1. | 38 | Tinker Keck | 1997 |
| | 38 | Charley Bland | 1973 |
| 3. | 37 | Tom Marvaso | 1975 |
| 4. | 36 | Tye Keith | 2002 |
| 5. | 35 | LaDaris Vann | 2001 |
| 6. | 34 | Tom Marvaso | 1974 |
| 7. | 31 | Keith Jenkins | 1976 |
| 8. | 30 | Bill Davis | 1988 |
| 9. | 29 | Lamont Patterson | 1982 |
| 10. | 28 | Tinker Keck | 1999 |
| | 28 | Robert Tate | 1995 |

Punt Return Yards

| | | | |
|-----|-----|---------------------|------|
| 1. | 577 | Tinker Keck | 1997 |
| 2. | 438 | Gene Gibson | 1949 |
| 3. | 342 | Tom Marvaso | 1974 |
| 4. | 322 | Gene Gibson | 1950 |
| 5. | 302 | Charley Bland | 1973 |
| 6. | 289 | LaDaris Vann | 2001 |
| 7. | 280 | Tye Keith | 2002 |
| 8. | 274 | Keith Jenkins | 1976 |
| 9. | 252 | Robert Tate | 1996 |
| 10. | 240 | Robert Tate | 1995 |

Punt Return Average (Min. 10 Returns)

| | | | |
|----|-------|--------------------|------|
| 1. | 20.86 | Gene Gibson | 1949 |
| 2. | 20.12 | Gene Gibson | 1950 |
| 3. | 19.82 | Jack Delaney | 1951 |
| 4. | 17.36 | Billy Hunter | 1972 |
| 5. | 16.23 | Dom Del Bene | 1951 |

Punt Return Touchdowns

| | | | |
|----|---|-----------------------|------|
| 1. | 4 | Tinker Keck | 1997 |
| 2. | 3 | Gene Gibson | 1949 |
| 3. | 2 | Tom Marvaso | 1974 |
| | 2 | Joe Morrison | 1956 |
| | 2 | Gene Gibson | 1949 |
| 6. | 1 | Accomplished 17 times | |

CAREER RECORDS

Kickoff Returns

| | | | |
|----|----|------------------------|---------|
| 1. | 93 | Mardy Gilyard | 2005-09 |
| 2. | 62 | Brian Jenkins | 1990-93 |
| 3. | 55 | Dominick Goodman | 2005-07 |
| 4. | 50 | Lloyd Pate | 1966-68 |
| 5. | 49 | Al McKinney | 1985-88 |

| | | | |
|----|----|--------------------------------|---------|
| 6. | 44 | Joe Abrams | 1988-92 |
| 7. | 41 | Robert Tate | 1993-96 |
| | 41 | Bobby Brown | 1989-90 |
| 9. | 39 | Ralph David Abernathy IV | 2011 |
| | 39 | Donald McKnight | 1995-98 |

Kickoff Returns Yards

| | | | |
|-----|-------|--------------------------------|---------|
| 1. | 2,657 | Mardy Gilyard | 2005-09 |
| 2. | 1,034 | Ralph David Abernathy IV | 2011 |
| 3. | 1,506 | Brian Jenkins | 1990-93 |
| 4. | 1,199 | Dominick Goodman | 2005-07 |
| 5. | 1,083 | Robert Tate | 1993-96 |
| 6. | 994 | Lloyd Pate | 1966-68 |
| 7. | 985 | Al McKinney | 1985-88 |
| 8. | 870 | Joe Abrams | 1988-92 |
| | 837 | Dick James | 1970-72 |
| 10. | 823 | Bobby Brown | 1989-90 |

Kickoff Returns Average (Min. 25 KOR)

| | | | |
|----|-------|--------------------------------|---------|
| 1. | 28.60 | Mardy Gilyard | 2005-09 |
| 2. | 28.54 | Chris Hewitt | 1993-95 |
| 3. | 26.50 | Ralph David Abernathy IV | 2011 |
| 4. | 26.41 | Robert Tate | 1993-95 |
| 5. | 24.73 | Mel Riggins | 1970-71 |

Kickoff Returns For Touchdowns

| | | | |
|----|---|-----------------------|---------|
| 1. | 4 | Mardy Gilyard | 2005-09 |
| 2. | 2 | Mel Riggins | 1970-71 |
| 3. | 1 | Accomplished 17 times | |

Punt Returns

| | | | |
|----|----|------------------------|---------|
| 1. | 73 | Robert Tate | 1993-96 |
| | 73 | Tom Marvaso | 1974-75 |
| 3. | 68 | Tinker Keck | 1997-99 |
| 4. | 60 | Lamont Patterson | 1979-82 |
| 5. | 55 | Billy Hunter | 1970-72 |
| 6. | 45 | DJ Woods | 2008-11 |
| 7. | 43 | Charley Bland | 1973 |
| 8. | 38 | Dom Del Bene | 1951-53 |
| 9. | 37 | Tye Keith | 1999-02 |
| | 37 | Gene Gibson | 1949-50 |

Punt Return Yards

| | | | |
|-----|-----|------------------------|---------|
| 1. | 804 | Tinker Keck | 1997-99 |
| 2. | 760 | Gene Gibson | 1949-50 |
| 3. | 637 | Robert Tate | 1993-96 |
| 4. | 575 | Tom Marvaso | 1974-75 |
| 5. | 473 | Billy Hunter | 1970-72 |
| 6. | 443 | Lamont Patterson | 1979-82 |
| 7. | 396 | Dom Del Bene | 1951-53 |
| 8. | 375 | DJ Woods | 2008-11 |
| | 333 | Charley Bland | 1973 |
| 10. | 301 | Jack Delaney | 1950-52 |

Punt Return Average

| | | | |
|----|-------|---------------------|---------|
| 1. | 20.54 | Gene Gibson | 1949-50 |
| 2. | 14.33 | Jack Delaney | 1950-52 |
| 3. | 11.82 | Tinker Keck | 1997-99 |
| 4. | 11.80 | Mardy Gilyard | 2005-09 |
| 5. | 10.57 | Brian Jenkins | 1990-92 |

Punt Return Touchdowns

| | | | |
|----|---|--|---------|
| 1. | 5 | Gene Gibson | 1949-50 |
| 2. | 4 | Tinker Keck | 1997-99 |
| 3. | 3 | Joe Morrison | 1956-58 |
| 4. | 2 | Tom Marvaso | 1974-75 |
| 5. | 1 | Accomplished 16 times last by Gilyard (2009) | |

YEAR-BY-YEAR LEADERS

| Year | Player | Int. | Yards |
|------|-------------------|------|-------|
| 1948 | Three tied | 2 | — |
| 1949 | Don Jansen | 4 | 61 |
| 1950 | Don Jansen | 4 | 20 |
| 1951 | Four tied | 4 | — |
| 1952 | Don Polagyi | 6 | 78 |
| 1953 | Don Fritz | 2 | 5 |
| 1954 | Mike Murphy | 4 | 47 |
| 1955 | Seven tied with | 1 | — |
| 1956 | Joe Morrison | 2 | 175 |
| | Two others | 2 | — |
| 1957 | Barry Maroney | 5 | 27 |
| 1958 | Joe Morrison | 4 | 65 |
| | Ed Kovac | 4 | 49 |
| 1959 | Three tied | 3 | — |
| 1960 | Andy Chiodi | 3 | 52 |
| | Howard Converse | 3 | 25 |
| 1961 | Tom Reinstatler | 4 | 72 |
| 1962 | Al Nelson | 2 | 3 |
| | Royce Starks | 2 | 0 |
| 1963 | Bruce Vogelgesang | 3 | 59 |
| 1964 | Royce Starks | 3 | 60 |
| 1965 | Bill Madeya | 6 | 26 |
| 1966 | Steve Schweitzer | 4 | 58 |
| | Ken Jordan | 4 | 22 |
| 1967 | Ken Jordan | 3 | 0 |
| 1968 | Larry Eiben | 3 | 31 |
| 1969 | Tony Sexton | 3 | 86 |
| 1970 | Ed Bolis | 6 | 38 |
| 1971 | Butch Alberts | 4 | 7 |
| 1972 | Billy Hunter | 4 | 52 |
| 1973 | Charlie Bland | 4 | 50 |
| 1974 | Dana Bible | 4 | 16 |
| 1975 | Keith Jenkins | 5 | 68 |
| 1976 | Keith Jenkins | 4 | 105 |
| 1977 | Marcellus Greene | 3 | 57 |
| 1978 | John Butz | 5 | 58 |
| 1979 | Robert Gibbs | 3 | 18 |
| 1980 | Three tied | 2 | — |
| 1981 | Freddie Logan | 5 | 40 |
| 1982 | Antonio Gibson | 4 | 105 |
| 1983 | Robert Gibbs | 5 | 60 |
| 1984 | Jon Jon Thomas | 2 | 35 |
| 1985 | Three tied | 2 | — |
| 1986 | John Lewis | 4 | 49 |
| 1987 | Six tied | 1 | — |
| 1988 | Art Sheffield | 2 | 91 |
| | Ronnie Shannon | 2 | 5 |
| 1989 | Marvin Bowman | 4 | 83 |
| 1990 | Rodney Harris | 3 | 119 |
| | Kelly Sims | 3 | 26 |
| 1991 | Jocelyn Borgella | 3 | 34 |
| | Latish Kinsler | 3 | 35 |
| 1992 | Jocelyn Borgella | 5 | 171 |
| 1993 | Jocelyn Borgella | 4 | 58 |
| 1994 | Darrell Harding | 2 | 44 |
| 1995 | Sam Gaines | 6 | 101 |
| 1996 | Jermaine Trent | 3 | 30 |
| 1997 | Tinker Keck | 4 | 42 |
| 1998 | Blue Adams | 4 | 57 |
| 1999 | Gerry Ruff | 3 | 33 |
| 2000 | DeJuan Gossett | 3 | 54 |
| | Anthony Thomas | 3 | 34 |
| 2001 | Zach Norton | 3 | 15 |
| 2002 | Blue Adams | 6 | 104 |
| 2003 | Daven Holly | 6 | 58 |
| 2004 | Doug Monaghan | 4 | 46 |
| 2005 | Dominic Ross | 2 | 2 |



MIKE MICKENS

| | | | |
|------|-------------------|---|-----|
| | Haruki Nakamura | 2 | 0 |
| 2006 | Dominic Ross | 4 | 14 |
| 2007 | DeAngelo Smith | 8 | 82 |
| 2008 | Mike Mickens | 4 | 158 |
| | Brandon Underwood | 4 | 60 |
| 2009 | Aaron Webster | 4 | 135 |
| 2010 | Wes Richardson | 2 | -2 |
| | Drew Frey | 2 | 15 |
| 2011 | Camerron Cheatham | 3 | 70 |
| | Deven Drane | 3 | 43 |
| | JK Schaffer | 3 | 41 |

GAME RECORDS

Interceptions

| | | | |
|----|---|---|------|
| 1. | 4 | Bob Hynes vs. Ohio Northern | 1923 |
| 2. | 3 | accomplished six times, last by D. Smith (2007) | |

Interception Return Yards

| | | | |
|----|-----|---------------------------------|------|
| 1. | 123 | Shawn Ferguson vs. Memphis | 1998 |
| 2. | 96 | Jocelyn Borgella vs. Rutgers | 1992 |
| | 96 | Bob Del Rosa vs. Oklahoma State | 1958 |
| 4. | 88 | Joe Morrison vs. Dayton | 1956 |
| 5. | 87 | Joe Morrison vs. Wichita State | 1956 |

Interception Returns for Touchdowns

| | | | |
|----|---|--|------|
| 1. | 2 | Shawn Ferguson vs. Memphis | 1998 |
| 2. | 1 | accomplished 55 times, last by Frey (2011) | |

SEASON RECORDS

Interceptions

| | | | |
|----|---|------------------|------|
| 1. | 8 | DeAngelo Smith | 2007 |
| 2. | 6 | Mike Mickens | 2007 |
| | 6 | Daven Holly | 2003 |
| | 6 | Blue Adams | 2002 |
| | 6 | Sam Gaines | 1995 |
| | 6 | Ed Bolis | 1970 |
| | 6 | Bill Madeya | 1965 |
| | 6 | Don Polagyi | 1952 |
| 9. | 5 | Jocelyn Borgella | 1992 |
| | 5 | Robert Gibbs | 1983 |
| | 5 | John Butz | 1978 |
| | 5 | Barry Maroney | 1957 |

Interception Return Yards

| | | | |
|-----|-----|------------------|------|
| 1. | 175 | Joe Morrison | 1956 |
| 2. | 171 | Jocelyn Borgella | 1992 |
| 3. | 159 | John Mooth | 1951 |
| 4. | 158 | Mike Mickens | 2008 |
| 5. | 136 | Mike Mickens | 2007 |
| 6. | 135 | Aaron Webster | 2009 |
| 7. | 123 | Shawn Ferguson | 1998 |
| 8. | 119 | Rodney Harris | 1990 |
| 9. | 116 | Bob Del Rosa | 1958 |
| 10. | 112 | Chris Hewitt | 1995 |

Interception Returns for Touchdowns

| | | | |
|----|---|----------------|------|
| 1. | 2 | Mike Mickens | 2007 |
| | 2 | Blue Adams | 2002 |
| | 2 | Shawn Ferguson | 1998 |
| | 2 | Joe Morrison | 1956 |

CAREER RECORDS

Interceptions

| | | | |
|----|----|------------------|-----------|
| 1. | 14 | Mike Mickens | 2005-08 |
| 2. | 12 | DeAngelo Smith | 2005-08 |
| | 12 | Blue Adams | 1998-2002 |
| | 12 | Jocelyn Borgella | 1990-93 |
| 5. | 11 | Ed Bolis | 1970-72 |
| 6. | 9 | Daven Holly | 2001-04 |
| | 9 | Doug Monaghan | 2001-04 |
| | 9 | Zach Norton | 2000-03 |
| | 9 | Sam Gaines | 1993-96 |
| | 9 | Keith Jenkins | 1975-76 |
| | 9 | Billy Hunter | 1970-72 |
| | 9 | Don Fritz | 1951-53 |

Interception Return Yards

| | | | |
|-----|-----|------------------|-----------|
| 1. | 296 | Mike Mickens | 2005-08 |
| 2. | 263 | Jocelyn Borgella | 1990-93 |
| | 263 | Joe Morrison | 1956-58 |
| 4. | 254 | Gene Gibson | 1949-50 |
| 5. | 222 | Aaron Webster | 2006-09 |
| 6. | 179 | DeAngelo Smith | 2005-08 |
| 7. | 177 | Blue Adams | 1998-2002 |
| 8. | 173 | Keith Jenkins | 1975-76 |
| 9. | 171 | Shawn Ferguson | 1995-98 |
| 10. | 164 | Chris Hewitt | 1993-96 |

Interception Returns for Touchdowns

| | | | |
|----|---|----------------|-----------|
| 1. | 3 | Mike Mickens | 2005-08 |
| | 3 | Shawn Ferguson | 1995-98 |
| 2. | 2 | DeAngelo Smith | 2005-2007 |
| | 2 | Zach Norton | 2000-03 |
| | 2 | Blue Adams | 1998-2002 |
| | 2 | Joe Morrison | 1956 |

Longest Interception Returns

| | | | |
|-----|----|--|------|
| 1. | 96 | Bob Del Rosa vs. Oklahoma State (TD) | 1958 |
| 2. | 88 | Joe Morrison vs. Dayton (TD) | 1956 |
| 3. | 87 | Joe Morrison vs. Wichita State (TD) | 1956 |
| 4. | 84 | DeAngelo Smith vs. Rutgers (TD) | 2006 |
| 5. | 83 | Shawn Ferguson vs. Memphis (TD) | 1998 |
| | 83 | Art Sheffield vs. Indiana State (TD) | 1988 |
| 7. | 80 | Gene Gibson vs. Mississippi State (TD) | 1949 |
| 8. | 79 | Mike Mickens vs. South Florida (TD) | 2007 |
| 9. | 78 | Barry Maroney vs. Dayton (TD) | 1956 |
| 10. | 77 | Greg Butler vs. Villanova (TD) | 1972 |

DEFENSIVE RECORDS

GAME RECORDS

Total Tackles

| | | | |
|----|----|--|------|
| 1. | 31 | Karl Woods at South Carolina | 1980 |
| 2. | 24 | Vaughn Booker vs. East Carolina | 1987 |
| 3. | 23 | Brad Jackson vs. Boston College | 1997 |
| | 23 | Jerome Brinson vs. Oklahoma State | 1987 |
| 5. | 22 | Sam Barnes vs. Vanderbilt | 1994 |
| | 22 | Jason Coppess vs. Bowling Green | 1993 |
| | 22 | Alex Gordon vs. Miami (OH) | 1986 |
| | 22 | Brad Nothacker vs. Penn State | 1985 |
| 9. | 21 | Jack Brusciannelli vs. West Virginia | 1989 |
| | 21 | Mike Kelly vs. Rutgers | 1987 |

Solo Tackles (Since 2001)

| | | | |
|----|----|-------------------------------------|------|
| 1. | 12 | Mike Mickens at Akron | 2008 |
| 2. | 12 | Jamar Enzor at Memphis | 2003 |
| 3. | 12 | Ivan Fields vs. Tulane | 2001 |
| 4. | 11 | Walter Stewart vs. Syracuse | 2010 |
| 5. | 11 | Haruki Nakamura at USF | 2007 |
| 6. | 11 | Ryan Manalac at USF | 2007 |
| 7. | 11 | Jamar Enzor vs. Rhode Island | 2003 |
| 8. | 11 | Ivan Fields vs. West Virginia | 2002 |
| 9. | 11 | Lewis Carter vs. Purdue | 2001 |

Assisted Tackles (Since 2001)

| | | | |
|----|----|----------------------------------|------|
| 1. | 12 | Andre Revels at Miami (OH) | 2009 |
| | 12 | Corey Smith vs. Louisville | 2007 |
| | 12 | Jamar Enzor at UAB | 2003 |
| 4. | 10 | JK Schaffer at NC State | 2010 |
| | 10 | JK Schaffer vs. Illinois | 2009 |

Tackles For A Loss (Since 2001)

| | | | |
|----|-----|--|------|
| 1. | 5.5 | Brandon Mills vs. Rutgers | 2010 |
| 2. | 5 | Antwan Peek at Southern Miss | 2002 |
| | 5 | Antwan Peek vs. Louisiana-Monroe | 2001 |
| | 5 | Derek Wolfe vs. Connecticut | 2011 |
| 5. | 4.5 | Trevor Anderson at Connecticut | 2006 |

Sacks (Since 2001)

| | | | |
|----|---|--|------|
| 1. | 4 | Alex Daniels at Miami (OH) | 2009 |
| | 4 | Antwan Peek vs. Louisiana-Monroe | 2001 |
| 3. | 3 | Brandon Mills vs. Rutgers | 2010 |
| | 3 | Connor Barwin vs. Pittsburgh | 2008 |
| | 3 | Anthony Hoke vs. Connecticut | 2007 |
| | 3 | Anthony Hoke at Syracuse | 2007 |
| | 3 | Lamonte Nelms at Syracuse | 2007 |
| | 3 | Trent Cole at East Carolina | 2004 |

Forced Fumbles (Since 2001)

| | | | |
|----|---|--|------|
| 1. | 3 | Antwan Peek vs. Louisiana-Monroe | 2001 |
| 2. | 2 | Ryan Manalac vs. SE Missouri State | 2007 |
| | 2 | Haruki Nakamura at Pittsburgh | 2007 |
| | 2 | Aaron Webster at Pittsburgh | 2009 |
| | 2 | Antwan Peek at Temple | 2002 |
| | 2 | Fran Callicott vs. North Texas | 2002 |
| | 2 | Willis Edwards vs. East Carolina | 2001 |

Fumble Recoveries (Since 2001)

| | | | |
|----|---|--|------|
| 1. | 2 | Wesley Richardson at NC State | 2010 |
| | 2 | Kevin McCullough vs. Connecticut | 2005 |

SEASON RECORDS

Total Tackles

| | | | |
|----|-----|----------------------|------|
| 1. | 186 | Mike Brookins | 1979 |
| 2. | 168 | Brad Jackson | 1997 |
| 3. | 161 | Karl Woods | 1980 |
| 4. | 158 | Jerome Brinson | 1983 |
| 5. | 155 | Karl Woods | 1978 |
| 6. | 147 | Dwayne Berry | 1978 |

| | | | |
|-----|-----|---------------------------|------|
| 7. | 145 | Muhammed El-Mubarak | 1995 |
| 8. | 143 | Linwood Marshall | 1983 |
| 9. | 140 | Howie Kurnick | 1978 |
| 10. | 138 | Phillip Curry | 1997 |
| | 138 | Antonio Gibson | 1982 |

Solo Tackles

| | | | |
|-----|-----|---------------------------|------|
| 1. | 101 | Howie Kurnick | 1978 |
| 2. | 94 | Linwood Marshall | 1983 |
| 3. | 93 | Brad Jackson | 1997 |
| | 93 | Mike Brookins | 1979 |
| 5. | 90 | Muhammed El-Mubarak | 1995 |
| | 90 | Jerome Brinson | 1983 |
| 7. | 88 | Sam Barnes | 1994 |
| 8. | 83 | Phillip Curry | 1997 |
| 9. | 82 | DeJuan Gossett | 1999 |
| 10. | 80 | Jack Brusciannelli | 1988 |

Assisted Tackles

| | | | |
|-----|----|-----------------------|------|
| 1. | 99 | Karl Woods | 1980 |
| 2. | 93 | Mike Brookins | 1979 |
| 3. | 83 | Karl Woods | 1978 |
| 4. | 82 | Alex Gordon | 1985 |
| 5. | 78 | Dwayne Berry | 1978 |
| 6. | 75 | Brad Jackson | 1997 |
| | 75 | Richard Rhodes | 1985 |
| 8. | 74 | Antonio Gibson | 1982 |
| 9. | 73 | Alex Gordon | 1986 |
| 10. | 69 | Toney Catchings | 1986 |
| | 69 | Antonio Gibson | 1981 |

Tackles for Loss

| | | | |
|----|------|----------------------|------|
| 1. | 28.0 | Mike Gates | 1980 |
| 2. | 22.0 | Trent Cole | 2004 |
| | 22.0 | Antwan Peek | 2001 |
| 4. | 21.5 | Derek Wolfe | 2011 |
| | 21.0 | Antwan Peek | 2002 |
| | 21.0 | Phil Poirier | 1989 |
| 6. | 20.0 | Nate Dingle | 1992 |
| 7. | 18.0 | Tyjuan Hagler | 2002 |
| | 18.0 | Andrew Stewart | 1988 |
| 9. | 17.0 | Phillip Curry | 1995 |
| | 17.0 | Terrill Byrd | 2007 |

Quarterback Sacks

| | | | |
|----|------|-----------------------|------|
| 1. | 13.0 | Anthony Hoke | 2007 |
| 2. | 12.5 | Antwan Peek | 2001 |
| 3. | 11.0 | Connor Barwin | 2008 |
| 4. | 9.0 | Andrew Stewart | 1987 |
| 5. | 9.5 | Derek Wolfe | 2011 |
| 6. | 8.5 | Trent Cole | 2004 |
| | 8.5 | Antwan Peek | 2000 |
| 8. | 8.0 | George Jamison | 1982 |
| | 8.0 | Errol Cleveland | 1982 |
| | 8.0 | Dwayne Berry | 1978 |
| | 8.0 | Terrill Byrd | 2007 |

Fumble Recoveries

| | | | |
|----|---|----------------------|------|
| 1. | 6 | John Vitro | 1975 |
| 2. | 5 | Antwan Peek | 2002 |
| | 5 | Ronnie Shannon | 1990 |
| | 5 | Howie Kurnick | 1978 |
| | 5 | Howie Kurnick | 1976 |
| | 5 | Joe Bardaro | 1968 |

CAREER RECORDS

Total Tackles

| | | | |
|----|-----|---------------------|---------|
| 1. | 502 | Karl Woods | 1977-80 |
| 2. | 487 | Phillip Curry | 1994-97 |

| | | | |
|----|-----|-----------------------|-----------|
| 3. | 392 | Brad Jackson | 1994-97 |
| 4. | 356 | Mike Brookins | 1979-81 |
| 5. | 352 | Alex Gordon | 1983-86 |
| 6. | 351 | Hassan Champion | 1995-98 |
| | 351 | Joe Olding | 1979-82 |
| 8. | 338 | Doug Monaghan | 2001-04 |
| 9. | 337 | JK Schaffer | 2008-11 |
| | 327 | DeJuan Gossett | 1997-2000 |

Solo Tackles

| | | | |
|-----|-----|-----------------------|-----------|
| 1. | 268 | Phillip Curry | 1994-97 |
| 2. | 222 | DeJuan Gossett | 1997-2000 |
| 3. | 216 | Brad Jackson | 1994-97 |
| 4. | 211 | Karl Woods | 1977-80 |
| 5. | 208 | Ivan Fields | 1999-2002 |
| 6. | 206 | Sam Barnes | 1993-96 |
| 7. | 200 | Doug Monaghan | 2001-04 |
| 8. | 190 | Mike Brookins | 1979-81 |
| 9. | 184 | Hassan Champion | 1995-98 |
| 10. | 182 | JK Schaffer | 2008-11 |
| | 182 | Reggie Hudson | 1991-94 |

Assisted Tackles

| | | | |
|----|-----|-----------------------|---------|
| 1. | 291 | Karl Woods | 1979-81 |
| 2. | 219 | Phillip Curry | 1994-97 |
| 3. | 192 | Alex Gordon | 1983-86 |
| 4. | 176 | Brad Jackson | 1994-97 |
| 5. | 175 | Joe Olding | 1979-82 |
| 6. | 168 | Howie Kurnick | 1975-78 |
| 7. | 167 | Hassan Champion | 1995-98 |
| 8. | 166 | Mike Brookins | 1979-81 |
| 9. | 155 | JK Schaffer | 2008-11 |
| | 144 | Richard Rhodes | 1985-87 |

Tackles for Loss

| | | | |
|-----|------|----------------------|-----------|
| 1. | 56.0 | Antwan Peek | 1998-2002 |
| 2. | 48.0 | Trent Cole | 2002-04 |
| 3. | 46.0 | Nate Dingle | 1990-93 |
| 4. | 45.0 | Phillip Curry | 1994-97 |
| 5. | 44.5 | Andre Frazier | 2001-04 |
| 6. | 42.0 | Terrill Byrd | 2005-08 |
| 7. | 38.0 | Alex Gordon | 1983-86 |
| 8. | 37.0 | Derek Wolfe | 2008-11 |
| | 37.0 | George Jamison | 1980-83 |
| 9. | 36.0 | Andrew Stewart | 1986-88 |
| 10. | 34.5 | Tyjuan Hagler | 2002-04 |

Quarterback Sacks

| | | | |
|-----|------|----------------------|-----------|
| 1. | 27.0 | Antwan Peek | 1998-2002 |
| 2. | 22.5 | Andre Frazier | 2001-04 |
| 3. | 22.0 | Anthony Hoke | 2004-07 |
| 4. | 19.5 | Derek Wolfe | 2008-11 |
| 5. | 18.5 | Trent Cole | 2002-04 |
| 6. | 18.0 | Nate Dingle | 1990-93 |
| | 18.0 | George Jamison | 1980-83 |
| 8. | 16.5 | Terrill Byrd | 2005-08 |
| 9. | 16.0 | Andrew Stewart | 1986-88 |
| 10. | 15.0 | Brandon Mills | 2009-11 |
| | 15.0 | Derrick Ransom | 1994-97 |

Fumble Recoveries

| | | | |
|----|----|-----------------------|-----------|
| 1. | 12 | John Vitro | 1973-75 |
| 2. | 10 | Antwan Peek | 1998-2002 |
| | 10 | Howie Kurnick | 1975-77 |
| 4. | 9 | Ronnie Shannon | 1988-91 |
| | 9 | David Mann | 1975-77 |
| 6. | 7 | Marion Ford | 1972-73 |
| | 7 | Charlie Stovall | 1971-72 |

SINGLE-GAME TEAM RECORDS (OFFENSE)

Most Points

| | | | |
|-----|-----|---------------------------------|------|
| 1. | 124 | vs. Transylvania | 1912 |
| 2. | 115 | vs. Kentucky Wesleyan | 1921 |
| 3. | 72 | vs. Austin Peay | 2011 |
| 4. | 70 | vs. Southeast Missouri State | 2009 |
| 5. | 69 | vs. Rutgers | 2010 |
| 6. | 69 | vs. Case-Western Reserve | 1923 |
| 7. | 67 | vs. Virginia Military Institute | 1953 |
| | 67 | vs. Baltimore | 1935 |
| 9. | 66 | vs. Case-Western Reserve | 1953 |
| 10. | 63 | vs. Louisiana-Monroe | 1977 |

Most Touchdowns

| | | | |
|----|----|---------------------------------|------|
| 1. | 14 | vs. Transylvania | 1912 |
| 2. | 10 | vs. Austin Peay | 2011 |
| | 10 | vs. Rutgers | 2010 |
| | 10 | vs. Case-Western Reserve | 1953 |
| | 10 | vs. Virginia Military Institute | 1953 |

Most Rushing Attempts

| | | | |
|----|----|-----------------------|------|
| 1. | 83 | vs. Louisiana-Monroe | 1977 |
| 2. | 82 | vs. Miami (OH) | 1996 |
| 3. | 77 | vs. Miami (OH) | 1951 |
| 4. | 74 | vs. North Texas State | 1970 |
| 5. | 73 | vs. Miami (OH) | 1970 |

Most Rushing Yards

| | | | |
|-----|-----|---------------------------------|------|
| 1. | 464 | vs. Case-Western Reserve | 1953 |
| | 464 | vs. Virginia Military Institute | 1953 |
| 3. | 422 | vs. Kansas State | 1966 |
| 4. | 421 | vs. Marshall | 1946 |
| 5. | 419 | vs. Xavier | 1970 |
| 6. | 405 | vs. Miami (OH) | 1996 |
| 7. | 402 | vs. North Texas State | 1970 |
| 8. | 389 | vs. Xavier | 1946 |
| 9. | 387 | vs. Austin Peay | 2011 |
| 10. | 383 | vs. South Dakota | 1965 |

Most Rushing Touchdowns

| | | | |
|----|----|---------------------------------|------|
| 1. | 14 | vs. Transylvania | 1912 |
| 2. | 10 | vs. Case-Western Reserve | 1953 |
| | 10 | vs. Virginia Military Institute | 1953 |

Most Passing Attempts

| | | | |
|----|----|-----------------------|------|
| 1. | 61 | vs. USF | 2010 |
| 2. | 59 | vs. Southern Miss. | 1999 |
| 3. | 57 | vs. Ohio | 1968 |
| 4. | 55 | vs. North Texas State | 1968 |
| 5. | 52 | vs. UAB | 2004 |
| | 52 | vs. TCU | 2003 |
| | 52 | vs. Ohio State | 2002 |
| | 52 | vs. Ohio State | 1999 |
| | 52 | vs. Miami (OH) | 1968 |
| | 52 | vs. Southern Miss. | 2007 |

Most Passes Completed

| | | | |
|----|----|--------------------|------|
| 1. | 36 | vs. Ohio | 1968 |
| 2. | 35 | vs. Southern Miss. | 1999 |
| 3. | 34 | vs. USF | 2010 |
| 4. | 32 | vs. Illinois | 2009 |
| | 32 | vs. Army | 2001 |
| 6. | 31 | at Oregon State | 2009 |
| | 31 | vs. Miami (OH) | 1968 |
| 8. | 30 | vs. Virginia Tech | 1986 |
| | 30 | vs. USF | 2004 |
| | 30 | vs. Southern Miss. | 2007 |

Most Passing Yards

| | | | |
|-----|-----|--------------------|------|
| 1. | 584 | vs. Ohio | 1968 |
| 2. | 512 | vs. USF | 2010 |
| 3. | 480 | vs. Connecticut | 2009 |
| 4. | 436 | vs. Louisville | 1968 |
| 5. | 431 | vs. Syracuse | 2007 |
| 6. | 407 | vs. Southern Miss. | 1999 |
| | 407 | vs. Miami (OH) | 1968 |
| 8. | 399 | vs. Illinois | 2009 |
| | 399 | vs. Miami (OH) | 1988 |
| 10. | 396 | at Rutgers | 2009 |

Most Interceptions Thrown

| | | | |
|----|---|-----------------------|------|
| 1. | 6 | vs. Xavier | 1972 |
| 2. | 5 | vs. North Texas State | 2002 |
| | 5 | vs. Toledo | 1995 |
| | 5 | vs. Houston | 1968 |
| | 5 | vs. North Texas State | 1967 |
| | 5 | vs. Xavier | 1955 |
| | 5 | vs. Xavier | 1951 |

Most Touchdown Passes

| | | | |
|----|---|----------------------------|------|
| 1. | 6 | vs. Illinois | 2009 |
| 2. | 5 | at Louisville | 2010 |
| | 5 | at Rutgers | 2009 |
| | 5 | vs. Southern Miss. | 2004 |
| 5. | 4 | 16 times, last vs. Rutgers | 2010 |

Most Offensive Plays

| | | | |
|----|----|--------------------|------|
| 1. | 99 | vs. Miami (OH) | 1996 |
| 2. | 96 | vs. Southern Miss. | 1999 |
| 3. | 95 | vs. East Carolina | 1998 |
| 4. | 94 | vs. Tulsa | 1978 |

Most Yards Total Offense

| | | | |
|-----|-----|---------------------------------|------|
| 1. | 711 | vs. Connecticut | 2009 |
| 2. | 684 | vs. Ohio | 1968 |
| 3. | 661 | vs. Rutgers | 2010 |
| 4. | 647 | vs. Miami (OH) | 1986 |
| 5. | 615 | vs. Southeast Missouri State | 2007 |
| 6. | 609 | vs. Miami (OH) | 2010 |
| 7. | 608 | vs. Virginia Military Institute | 1953 |
| 8. | 604 | vs. Washington & Lee | 1952 |
| 9. | 599 | vs. Miami (OH) | 2004 |
| 10. | 590 | vs. Miami (OH) | 2010 |

Most First Downs

| | | | |
|----|----|------------------------------|------|
| 1. | 36 | vs. Ohio | 1968 |
| 2. | 33 | vs. Southeast Missouri State | 2007 |
| | 33 | vs. Memphis | 2001 |
| 4. | 32 | vs. Austin Peay | 2011 |
| | 32 | vs. Houston | 1998 |
| 5. | 31 | vs. Rutgers | 2010 |
| | 31 | vs. Kent State | 1999 |

Most Fumbles

| | | | |
|----|----|-----------------------|------|
| 1. | 15 | vs. Louisville | 1970 |
| 2. | 9 | vs. North Texas State | 1968 |
| 3. | 8 | vs. Wichita State | 1960 |

Most Fumbles Lost

| | | | |
|----|---|---------------------------------|------|
| 1. | 7 | vs. Virginia Military Institute | 1951 |
| 2. | 6 | vs. Louisville | 1970 |
| | 6 | vs. Hardin-Simmons | 1955 |

Most Turnovers

| | | | |
|----|---|---------------------------------|------|
| 1. | 9 | vs. Xavier | 1955 |
| | 9 | vs. Hardin-Simmons | 1955 |
| | 9 | vs. Virginia Military Institute | 1951 |
| 4. | 8 | vs. Houston | 1968 |
| | 8 | vs. Western Michigan | 1949 |

Most Penalties

| | | | |
|----|----|------------------|------|
| 1. | 18 | vs. Kansas State | 1951 |
| 2. | 15 | vs. Xavier | 1958 |
| 3. | 14 | at Hawai'i | 2002 |
| | 14 | vs. Louisville | 1968 |

Most Penalty Yards

| | | | |
|----|-----|------------------|------|
| 1. | 176 | vs. Louisville | 1968 |
| 2. | 170 | vs. Kentucky | 1945 |
| 3. | 161 | vs. Dayton | 1957 |
| 4. | 142 | vs. Toledo | 1953 |
| 5. | 140 | vs. Kansas State | 1951 |

Most Punts

| | | | |
|----|----|-----------------------|------|
| 1. | 13 | vs. Pittsburgh | 1981 |
| | 13 | vs. Mississippi State | 1948 |
| 3. | 12 | vs. Louisville | 1996 |
| | 12 | vs. Virginia Tech | 1995 |
| 5. | 11 | vs. Boston College | 1997 |
| | 11 | vs. Central Michigan | 1990 |
| | 11 | vs. North Texas State | 1970 |
| | 11 | vs. Tulsa | 1958 |
| | 11 | vs. Mississippi State | 1949 |

Most Punting Yards

| | | | |
|-----|-----|-----------------------|------|
| 1. | 510 | vs. Louisville | 1996 |
| 2. | 502 | vs. Arizona State | 1976 |
| 3. | 475 | vs. Mississippi State | 1948 |
| 4. | 460 | vs. North Texas State | 1968 |
| 5. | 456 | vs. Boston College | 1997 |
| 6. | 452 | vs. Virginia Tech | 1995 |
| 7. | 451 | vs. Central Michigan | 1990 |
| 8. | 425 | vs. West Virginia | 2003 |
| 9. | 418 | vs. Rutgers | 2008 |
| 10. | 407 | vs. Iowa | 1990 |

Most Punt Return Yards

| | | | |
|----|-----|----------------------|------|
| 1. | 177 | vs. Ohio | 1949 |
| 2. | 156 | vs. Western Reserve | 1951 |
| 3. | 150 | vs. Western Michigan | 1950 |
| 4. | 122 | vs. Louisville | 1997 |
| 5. | 116 | vs. UTEP | 1950 |

Most Kickoff Return Yards

| | | | |
|----|-----|--------------------|------|
| 1. | 295 | vs. Memphis | 1971 |
| 2. | 278 | at Pittsburgh | 2009 |
| 3. | 265 | at Oklahoma | 2008 |
| 4. | 226 | vs. Florida | 2010 |
| | 219 | vs. Hardin-Simmons | 1955 |

Fewest Rushing Attempts

| | | | |
|----|----|------------------|------|
| 1. | 15 | vs. Illinois | 2009 |
| 2. | 16 | at West Virginia | 2010 |
| | 16 | vs. Fresno State | 2009 |
| 4. | 19 | at Connecticut | 2008 |
| | 19 | vs. Miami (OH) | 1968 |
| 6. | 18 | at Pittsburgh | 2009 |
| | 23 | vs. Ohio State | 2002 |
| | 23 | vs. Kentucky | 1995 |
| | 23 | vs. Memphis | 1984 |
| | 23 | vs. Tulsa | 1962 |

Fewest Rushing Yards

| | | | |
|----|-----|------------------------|------|
| 1. | -23 | vs. Rutgers | 2005 |
| 2. | -20 | vs. Northwestern State | 1977 |

Fewest Passes Completed

| | | | |
|----|---|-------------------|------|
| 1. | 0 | vs. Dayton | 1970 |
| 2. | 1 | vs. Wichita State | 1965 |
| | 1 | vs. South Dakota | 1965 |
| | 1 | vs. Wichita State | 1962 |
| | 1 | vs. Tulsa | 1959 |

Fewest Passing Yards

| | | | |
|----|----|-------------------|------|
| 1. | 0 | vs. Dayton | 1970 |
| 2. | 6 | vs. Wichita State | 1965 |
| 3. | 8 | vs. South Dakota | 1965 |
| 4. | 11 | vs. Wichita State | 1962 |
| 5. | 14 | vs. Ohio | 1970 |

Fewest Yards Total Offense

| | | | |
|----|-----|-----------------------|------|
| 1. | 46 | vs. North Texas State | 1959 |
| 2. | 48 | vs. Central Michigan | 1989 |
| 3. | 69 | vs. Iowa | 1990 |
| 4. | 97 | vs. Houston | 1957 |
| 5. | 100 | vs. Tulsa | 1958 |

Fewest First Downs

| | | | |
|----|---|-------------------|------|
| 1. | 3 | vs. West Virginia | 1989 |
| 2. | 5 | vs. Pacific | 1949 |
| 3. | 6 | vs. Tulsa | 1958 |
| | 6 | vs. Xavier | 1956 |
| | 6 | vs. Navy | 1956 |

Fewest Penalties

| | | | |
|----|---|----------------|------|
| 1. | 1 | vs. Rutgers | 1994 |
| | 1 | vs. Louisville | 1966 |
| | 1 | vs. Memphis | 1966 |
| | 1 | vs. Army | 1963 |
| | 1 | vs. Hawai'i | 1954 |

Fewest Yards Penalized

| | | | |
|----|----|-------------------|------|
| 1. | 4 | vs. Memphis | 1966 |
| 2. | 5 | vs. Army | 1963 |
| 3. | 10 | vs. Temple | 2003 |
| | 10 | vs. Rutgers | 1994 |
| 5. | 12 | vs. Wichita State | 1965 |
| 6. | 13 | vs. South Dakota | 1965 |

Fewest Punts

| | | | |
|----|---|--------------------------|------|
| 1. | 0 | vs. Miami (OH) | 2008 |
| | 0 | vs. Memphis | 1998 |
| | 0 | vs. Miami (OH) | 1954 |
| 3. | 1 | Seven Times | |
| | | Last vs. San Diego State | 2007 |

SINGLE-GAME TEAM RECORDS (DEFENSE)

Fewest Rushing Attempts

| | | | |
|----|----|-----------------------|------|
| 1. | 17 | vs. Dayton | 1961 |
| 2. | 19 | vs. Xavier | 1954 |
| | 19 | vs. Akron | 2006 |
| 4. | 21 | vs. Oregon State | 2007 |
| | 21 | vs. Marshall | 2004 |
| | 21 | vs. UAB | 1997 |
| | 21 | vs. North Texas State | 1966 |
| 7. | 22 | vs. NC State | 2011 |
| | 22 | vs. Connecticut | 2007 |
| | 22 | vs. Hawai'i | 2002 |
| | 22 | vs. Long Beach State | 1982 |
| | 22 | vs. Louisville | 1981 |

Fewest Rushing Yards

| | | | |
|----|-----|-------------------------|------|
| 1. | -46 | vs. Kansas | 1997 |
| 2. | -37 | vs. Wichita State | 1974 |
| 3. | -22 | vs. NC State | 2011 |
| 4. | -20 | vs. Northwestern State | 1977 |
| 5. | -19 | vs. Louisiana-Monroe | 1996 |
| 6. | -17 | vs. Louisville | 1968 |
| 7. | -16 | vs. Louisiana-Lafayette | 1975 |
| 8. | -15 | vs. Syracuse | 2007 |
| 9. | -14 | vs. Louisville | 1981 |
| | -14 | vs. Wichita State | 1965 |

Fewest Passing Attempts

| | | | |
|----|---|--------------------|------|
| 1. | 1 | vs. Boston College | 1964 |
| 2. | 2 | vs. Louisville | 1953 |
| 3. | 3 | vs. Miami (OH) | 1971 |
| | 3 | vs. Wichita State | 1955 |
| | 3 | vs. Miami (OH) | 1957 |

Fewest Pass Completions

| | | | |
|----|---|--------------------|------|
| 1. | 0 | vs. Louisville | 1974 |
| | 0 | vs. Ohio | 1973 |
| | 0 | vs. Boston College | 1964 |
| | 0 | vs. Indiana | 1963 |
| | 0 | vs. Ohio | 1949 |

Fewest Passing Yards

| | | | |
|----|----|--------------------|------|
| 1. | -1 | vs. Xavier | 1971 |
| 2. | 0 | vs. Louisville | 1974 |
| | 0 | vs. Ohio | 1973 |
| | 0 | vs. Boston College | 1964 |
| | 0 | vs. Indiana | 1963 |
| | 0 | vs. Ohio | 1949 |

Fewest Yards Total Offense

| | | | |
|----|----|-------------------------|------|
| 1. | 18 | vs. Louisiana-Lafayette | 1973 |
| 2. | 22 | vs. Ohio | 1950 |
| 3. | 32 | vs. Xavier | 1954 |
| 4. | 53 | vs. Kansas | 1997 |
| 5. | 70 | vs. Louisville | 1976 |

Most Points

| | | | |
|----|----|-------------------|------|
| 1. | 81 | vs. Penn State | 1991 |
| 2. | 71 | vs. Houston | 1968 |
| | 71 | vs. Ohio Wesleyan | 1928 |
| 4. | 70 | vs. Louisville | 2004 |
| | 70 | vs. Florida State | 1990 |
| 6. | 69 | vs. West Virginia | 1989 |

Most Rushing Attempts

| | | | |
|----|----|-------------------|------|
| 1. | 86 | vs. West Virginia | 1969 |
| 2. | 79 | vs. Houston | 1974 |
| | 79 | vs. Miami (OH) | 1972 |
| 4. | 76 | vs. Miami (OH) | 1967 |
| 5. | 74 | vs. Miami (OH) | 1968 |

Most Rushing Yards

| | | | |
|----|-----|-----------------------|------|
| 1. | 539 | vs. Northern Illinois | 1989 |
| 2. | 500 | vs. East Carolina | 1987 |
| 3. | 484 | vs. Penn State | 1991 |
| 4. | 483 | vs. West Virginia | 1969 |
| 5. | 473 | vs. Colorado | 1972 |

Most Passing Attempts

| | | | |
|----|----|-----------------------|------|
| 1. | 67 | vs. Louisville | 1997 |
| 2. | 66 | vs. Houston | 1993 |
| 3. | 62 | vs. East Carolina | 1997 |
| 4. | 58 | vs. North Texas State | 1970 |
| 5. | 55 | vs. Tulsa | 1965 |

Most Pass Completions

| | | | |
|----|----|-------------------|------|
| 1. | 37 | vs. East Carolina | 1997 |
| 2. | 36 | vs. Oklahoma | 2010 |
| | 36 | vs. Houston | 1992 |
| 4. | 34 | at Tennessee | 2011 |
| 5. | 33 | vs. Miami (OH) | 2009 |
| | 33 | vs. Louisville | 1997 |
| 7. | 32 | vs. Oregon State | 2007 |
| | 32 | vs. Louisville | 1999 |
| | 32 | vs. Tulsa | 1965 |

Most Passing Yards

| | | | |
|----|-----|-----------------------|------|
| 1. | 482 | vs. Florida | 2010 |
| 2. | 460 | vs. Louisville | 1998 |
| 3. | 451 | vs. Tulsa | 1965 |
| 4. | 433 | vs. North Texas State | 1968 |
| 5. | 428 | vs. Syracuse | 2007 |

Most Yards Total Defense

| | | | |
|----|-----|----------------|------|
| 1. | 742 | vs. Louisville | 1998 |
| 2. | 706 | vs. Penn State | 1991 |
| 3. | 696 | vs. Houston | 1968 |
| 4. | 662 | vs. Iowa | 1990 |
| 5. | 659 | vs. Florida | 2010 |

Most Passes Intercepted

| | | | |
|----|---|-----------------------|------|
| 1. | 7 | vs. Kansas State | 1951 |
| 2. | 6 | vs. Oregon State | 2007 |
| | 6 | vs. North Texas State | 1966 |
| | 6 | vs. UTEP | 1951 |
| | 6 | vs. Mississippi State | 1949 |

Most Interception Return Yards

| | | | |
|----|-----|------------------|------|
| 1. | 162 | vs. Dayton | 1956 |
| 2. | 138 | vs. UTEP | 1951 |
| 3. | 123 | vs. Memphis | 1998 |
| 4. | 117 | vs. Memphis | 1995 |
| 5. | 110 | vs. Oregon State | 2007 |

Most Turnovers Forced

| | | | |
|----|---|-------------------|------|
| 1. | 8 | vs. Rice | 1974 |
| 2. | 7 | vs. Oregon State | 2007 |
| | 7 | vs. Memphis | 2000 |
| | 7 | vs. East Carolina | 1990 |
| | 7 | vs. Rutgers | 1983 |

SINGLE-SEASON TEAM RECORDS (OFFENSE)

Most Points

| | | |
|----|-----|-------------|
| 1. | 502 | 2009 season |
| 2. | 472 | 2007 season |
| 3. | 433 | 2011 season |
| 4. | 409 | 2002 season |
| 5. | 362 | 2008 season |

Most Touchdowns

| | | |
|----|----|-------------|
| 1. | 66 | 2009 season |
| 2. | 63 | 2007 season |
| 3. | 55 | 2011 season |
| 4. | 53 | 1951 season |
| 5. | 52 | 1953 season |

Most Field Goals Made

| | | |
|----|----|-------------|
| 1. | 29 | 2000 season |
| 2. | 20 | 2003 season |
| 3. | 19 | 2002 season |
| 4. | 18 | 2006 season |
| 5. | 17 | 2011 season |
| 17 | | 1993 season |

Most Rushing Attempts

| | | |
|----|-----|-------------|
| 1. | 639 | 1970 season |
| 2. | 637 | 1977 season |
| 3. | 606 | 1971 season |
| 4. | 594 | 1978 season |
| 5. | 593 | 1997 season |

Most Rushing Yards

| | | |
|----|-------|-------------|
| 1. | 3,011 | 1970 season |
| 2. | 2,947 | 1953 season |
| 3. | 2,844 | 1951 season |
| 4. | 2,727 | 1977 season |
| 5. | 2,611 | 1978 season |

Most Rushing TDs

| | | |
|----|----|-------------|
| 1. | 41 | 1953 season |
| 2. | 37 | 1951 season |
| 3. | 31 | 1954 season |
| 4. | 28 | 2011 season |
| 5. | 27 | 1970 season |

Most Passing Attempts

| | | |
|----|-----|-------------|
| 1. | 485 | 2002 season |
| 2. | 472 | 2009 season |
| | 472 | 2008 season |
| 4. | 464 | 2007 season |
| 5. | 445 | 1999 season |

Most Passes Completed

| | | |
|----|-----|-------------|
| 1. | 311 | 2009 season |
| 2. | 290 | 2008 season |
| 3. | 286 | 2007 season |
| 4. | 264 | 2002 season |
| 5. | 251 | 2010 season |
| 6. | 237 | 1986 season |

Most Passing Yards

| | | |
|----|-------|-------------|
| 1. | 4,014 | 2009 season |
| 2. | 3,720 | 2007 season |
| 3. | 3,649 | 2002 season |
| 4. | 3,542 | 2008 season |
| 5. | 3,358 | 1968 season |

Most Passes Intercepted

| | | |
|----|----|-------------|
| 1. | 22 | 1984 season |
| | 22 | 1972 season |
| | 22 | 1968 season |

| | | |
|----|----|-------------|
| 4. | 21 | 2002 season |
| | 21 | 1998 season |
| | 21 | 1995 season |

Most Touchdown Passes

| | | |
|----|----|-------------|
| 1. | 39 | 2009 season |
| 2. | 36 | 2007 season |
| 3. | 27 | 2010 season |
| 4. | 26 | 2008 season |
| | 26 | 2004 season |
| 6. | 25 | 1968 season |

Most Offensive Plays

| | | |
|----|-------|-------------|
| 1. | 1,030 | 2002 season |
| 2. | 956 | 2003 season |
| 3. | 940 | 2007 season |
| 4. | 927 | 2008 season |
| 5. | 901 | 2004 season |
| 6. | 892 | 2011 season |

Most Yards Total Offense

| | | |
|----|-------|-------------|
| 1. | 5,817 | 2009 season |
| 2. | 5,642 | 2007 season |
| 3. | 5,565 | 2002 season |
| 4. | 5,189 | 2008 season |
| 5. | 5,020 | 2011 season |

Most First Downs

| | | |
|----|-----|-------------|
| 1. | 283 | 2007 season |
| | 283 | 2002 season |
| 3. | 272 | 2008 season |
| 4. | 270 | 2009 season |
| 5. | 263 | 2019 season |
| 6. | 255 | 2011 season |

Most Fumbles

| | | |
|----|----|-------------|
| 1. | 43 | 1971 season |
| | 43 | 1968 season |
| 3. | 42 | 1973 season |
| 4. | 41 | 1970 season |
| 5. | 37 | 1990 season |

Most Fumbles Lost

| | | |
|----|----|-------------|
| 1. | 28 | 1971 season |
| 2. | 25 | 1973 season |
| 3. | 24 | 1966 season |
| 4. | 23 | 1988 season |
| | 23 | 1968 season |

Most Turnovers

| | | |
|----|----|-------------|
| 1. | 45 | 1968 season |
| 2. | 40 | 1973 season |
| 3. | 39 | 1972 season |
| 4. | 37 | 1998 season |
| | 37 | 1990 season |
| | 37 | 1983 season |
| | 37 | 1971 season |

Most Penalties

| | | |
|----|-----|-------------|
| 1. | 122 | 2007 season |
| 2. | 102 | 2002 season |
| 3. | 99 | 2008 season |
| 4. | 94 | 1996 season |
| 5. | 93 | 1991 season |
| 6. | 88 | 1981 season |
| | 88 | 2006 season |

Most Penalty Yards

| | | |
|----|-------|-------------|
| 1. | 1,028 | 2007 season |
| 2. | 903 | 2008 season |
| 3. | 883 | 1981 season |
| 4. | 879 | 2002 season |
| 5. | 866 | 1968 season |
| 6. | 805 | 1971 season |

Most Punts

| | | |
|----|----|-------------|
| 1. | 80 | 1981 season |
| 2. | 78 | 1974 season |
| 3. | 75 | 2005 season |
| 4. | 74 | 1990 season |
| | 74 | 1973 season |
| | 74 | 1972 season |

Most Punting Yards

| | | |
|----|-------|-------------|
| 1. | 3,205 | 1974 season |
| 2. | 3,155 | 1981 season |
| 3. | 3,095 | 1976 season |
| 4. | 2,900 | 1996 season |
| 5. | 2,883 | 1973 season |

Most Punt Return Yards

| | | |
|----|-----|-------------|
| 1. | 582 | 1997 season |
| 2. | 580 | 1949 season |
| 3. | 535 | 1951 season |
| 4. | 425 | 1956 season |
| 5. | 402 | 1950 season |
| 6. | 389 | 1974 season |

Most Kickoff Returns

| | | |
|----|----|-------------|
| 1. | 65 | 1990 season |
| 2. | 59 | 2010 season |
| 3. | 58 | 1989 season |
| 4. | 56 | 1998 season |
| | 56 | 1984 season |
| | 56 | 1972 season |

Most Kickoff Return Yards

| | | |
|----|-------|-------------|
| 1. | 1,540 | 2009 season |
| 2. | 1,306 | 2008 season |
| 3. | 1,273 | 1990 season |
| 4. | 1,191 | 2010 season |
| 5. | 1,183 | 1989 season |
| 6. | 1,181 | 2011 season |

Fewest Points

| | | |
|----|----|-------------|
| 1. | 0 | 1917 season |
| 2. | 5 | 1906 season |
| 3. | 8 | 1888 season |
| 4. | 10 | 1901 season |
| | 10 | 1916 season |

Fewest Touchdowns

| | | |
|----|----|-------------|
| 1. | 12 | 1989 season |
| 2. | 13 | 1980 season |
| | 13 | 1961 season |
| 4. | 14 | 1955 season |
| 5. | 15 | 1967 season |

Fewest Rushing Attempts

| | | |
|----|-----|-------------|
| 1. | 355 | 1984 season |
| 2. | 368 | 1968 season |
| 3. | 369 | 1967 season |
| 4. | 371 | 1956 season |
| 5. | 373 | 1955 season |

Fewest Rushing Yards

| | | |
|----|-------|-------------|
| 1. | 939 | 1970 season |
| 2. | 1,046 | 1969 season |
| 3. | 1,063 | 1968 season |
| 4. | 1,112 | 1989 season |
| 5. | 1,160 | 1983 season |

Fewest Rushing TDs

| | | |
|----|---|-------------|
| 1. | 5 | 1989 season |
| 2. | 6 | 1983 season |
| 3. | 7 | 1980 season |
| | 7 | 1967 season |
| 5. | 8 | 1961 season |

Fewest Passing Attempts

| | | |
|----|-----|-------------|
| 1. | 98 | 1957 season |
| 2. | 103 | 1965 season |
| 3. | 113 | 1964 season |
| 4. | 114 | 1953 season |
| 5. | 129 | 1956 season |

Fewest Passes Completed

| | | |
|----|----|-------------|
| 1. | 40 | 1965 season |
| 2. | 42 | 1957 season |
| 3. | 43 | 1971 season |
| 4. | 46 | 1970 season |
| 5. | 50 | 1956 season |

Fewest Passing Yards

| | | |
|----|-----|-------------|
| 1. | 564 | 1965 season |
| 2. | 579 | 1961 season |
| 3. | 585 | 1957 season |
| 4. | 612 | 1971 season |
| 5. | 634 | 1970 season |

Fewest Interceptions Thrown

| | | |
|----|---|-------------|
| 1. | 4 | 1954 season |
| 2. | 5 | 1953 season |
| 3. | 6 | 1959 season |
| 4. | 7 | 1993 season |

Fewest TD Passes

| | | |
|----|---|-------------|
| 1. | 1 | 1970 season |
| | 1 | 1957 season |
| 3. | 2 | 1961 season |
| | 2 | 1955 season |

Fewest Offensive Plays

| | | |
|----|-----|-------------|
| 1. | 500 | 1956 season |
| 2. | 505 | 1955 season |
| 3. | 565 | 1967 season |
| 4. | 577 | 1953 season |
| 5. | 582 | 1958 season |

Fewest Yards Total Offense

| | | |
|----|-------|-------------|
| 1. | 1,968 | 1961 season |
| 2. | 2,064 | 1956 season |
| 3. | 2,197 | 1967 season |
| 4. | 2,272 | 1955 season |
| 5. | 2,288 | 1957 season |

Fewest First Downs

| | | |
|----|-----|-------------|
| 1. | 129 | 1967 season |
| 2. | 130 | 1961 season |
| 3. | 138 | 1972 season |
| 4. | 142 | 1989 season |
| 5. | 143 | 1969 season |

Fewest Fumbles

| | | |
|----|----|-------------|
| 1. | 11 | 2009 season |
| 2. | 12 | 1999 season |
| 3. | 14 | 1993 season |
| 4. | 15 | 2000 season |

Fewest Fumbles Lost

| | | |
|----|---|-------------|
| 1. | 2 | 2009 season |
| 2. | 3 | 1992 season |
| 3. | 5 | 1993 season |
| 4. | 6 | 1999 season |
| 5. | 7 | 2011 season |

Fewest Turnovers

| | | |
|----|----|-------------|
| 1. | 10 | 2009 season |
| 2. | 12 | 1993 season |
| 3. | 16 | 1994 season |
| 4. | 19 | 1996 season |
| 5. | 21 | 2011 season |

Fewest Penalties

| | | |
|----|----|-------------|
| 1. | 43 | 1998 season |
| 2. | 44 | 1980 season |
| 3. | 45 | 1967 season |
| 4. | 48 | in 3seasons |

Fewest Penalty Yards

| | | |
|----|-----|-------------|
| 1. | 364 | 1998 season |
| 2. | 381 | 1994 season |
| 3. | 398 | 1980 season |
| 4. | 410 | 1964 season |

Fewest Punts

| | | |
|----|----|-------------|
| 1. | 22 | 1954 season |
| 2. | 33 | 1964 season |
| | 33 | 1955 season |
| 4. | 34 | 1953 season |

Fewest Punting Yards

| | | |
|----|-------|-------------|
| 1. | 750 | 1954 season |
| 2. | 1,170 | 1953 season |
| 3. | 1,196 | 1955 season |
| 4. | 1,208 | 1964 season |

Fewest Punt Return Yards

| | | |
|----|----|-------------|
| 1. | 60 | 1964 season |
| 2. | 62 | 1989 season |
| 3. | 67 | 1984 season |
| 4. | 84 | 1966 season |

Fewest Kickoff Returns

| | | |
|----|----|-------------|
| 1. | 15 | 1953 season |
| 2. | 20 | 1976 season |
| 3. | 21 | 1958 season |
| | 21 | 1952 season |

Fewest Kickoff Return Yards

| | | |
|----|-----|-------------|
| 1. | 304 | 1953 season |
| 2. | 362 | 1951 season |
| 3. | 373 | 1950 season |
| 4. | 402 | 1952 season |
| 5. | 406 | 1958 season |

SINGLE-SEASON TEAM RECORDS (DEFENSE)

Fewest Points

| | | |
|----|----|-------------|
| 1. | 4 | 1887 season |
| 2. | 6 | 1885 season |
| 6. | | 1888 season |
| 4. | 10 | 1904 season |
| 5. | 12 | 1886 season |
| 6. | 13 | 1918 season |

Fewest Rushing Attempts

| | | |
|----|-----|-------------|
| 1. | 338 | 1997 season |
| 2. | 366 | 1966 season |
| 3. | 367 | 1965 season |
| 4. | 368 | 1954 season |
| 5. | 375 | 1960 season |
| 6. | 391 | 1964 season |

Fewest Rushing Yards

| | | |
|----|-------|-------------|
| 1. | 841 | 1965 season |
| 2. | 871 | 1977 season |
| 3. | 930 | 1997 season |
| 4. | 1,147 | 1973 season |
| 5. | 1,184 | 1954 season |
| 6. | 1,208 | 1951 season |

Fewest Passing Attempts

| | | |
|----|-----|-------------|
| 1. | 90 | 1955 season |
| 2. | 135 | 1953 season |
| | 135 | 1948 season |
| 4. | 141 | 1961 season |
| 5. | 142 | 1956 season |
| 6. | 153 | 1958 season |
| 7. | 154 | 1957 season |
| 8. | 155 | 1954 season |

Fewest Passes Completed

| | | |
|----|----|-------------|
| 1. | 43 | 1955 season |
| | 43 | 1953 season |
| 3. | 50 | 1961 season |
| 4. | 54 | 1956 season |
| 5. | 55 | 1957 season |
| 6. | 59 | 1948 season |

Fewest Passing Yards

| | | |
|----|-----|-------------|
| 1. | 417 | 1953 season |
| 2. | 738 | 1955 season |
| 3. | 748 | 1971 season |
| 4. | 796 | 1960 season |
| 5. | 800 | 1954 season |
| 6. | 809 | 1961 season |

Fewest Yards Total Defense

| | | |
|----|-------|-------------|
| 1. | 1,843 | 1953 season |
| 2. | 1,984 | 1954 season |
| 3. | 2,065 | 1957 season |
| 4. | 2,174 | 1960 season |
| 5. | 2,343 | 1952 season |
| 6. | 2,426 | 1958 season |
| 7. | 2,440 | 1961 season |
| 8. | 2,448 | 1965 season |
| 9. | 2,498 | 1951 season |

Fewest Passes Intercepted

| | | |
|----|---|-------------|
| 1. | 6 | 1994 season |
| | 6 | 1987 season |
| 3. | 7 | 1955 season |
| | 7 | 1948 season |
| | 7 | 2005 season |

Fewest Interception Return Yards

| | | |
|----|----|-------------|
| 1. | 3 | 2005 season |
| 2. | 39 | 1967 season |
| 3. | 43 | 1987 season |
| 4. | 51 | 2004 season |
| 5. | 59 | 1979 season |
| 6. | 65 | 1955 season |
| 7. | 66 | 1984 season |

Most Points

| | | |
|----|-----|-------------|
| 1. | 465 | 1998 season |
| 2. | 460 | 1990 season |
| 3. | 424 | 1984 season |
| 4. | 379 | 1989 season |
| | 379 | 1988 season |

Most Rushing Attempts

| | | |
|----|-----|-------------|
| 1. | 642 | 1972 season |
| 2. | 626 | 1984 season |
| 3. | 625 | 1979 season |
| 4. | 599 | 1971 season |
| 5. | 581 | 1980 season |

Most Rushing Yards

| | | |
|----|-------|-------------|
| 1. | 3,448 | 1984 season |
| 2. | 3,158 | 1990 season |
| 3. | 3,020 | 1987 season |
| 4. | 3,018 | 1972 season |
| 5. | 2,690 | 1994 season |

Most Passing Attempts

| | | |
|-----|-----|-------------|
| 1. | 493 | 2007 season |
| 2. | 483 | 2011 season |
| 3. | 477 | 2008 season |
| 4. | 432 | 1997 season |
| 5. | 427 | 2002 season |
| 6. | 420 | 2009 season |
| 7. | 419 | 2006 season |
| 8. | 357 | 2000 season |
| 9. | 347 | 1995 season |
| 10. | 337 | 2003 season |
| | 337 | 2001 season |

Most Passing Completions

| | | |
|-----|-----|-------------|
| 1. | 295 | 2007 season |
| 2. | 291 | 2011 season |
| 3. | 268 | 2008 season |
| 4. | 267 | 2009 season |
| 5. | 240 | 2010 season |
| 6. | 222 | 1997 season |
| 7. | 220 | 2002 season |
| 8. | 219 | 2006 season |
| 9. | 210 | 2000 season |
| 10. | 196 | 1985 season |

Most Passing Yards

| | | |
|-----|-------|-------------|
| 1. | 3,394 | 2011 season |
| 2. | 3,302 | 2007 season |
| 3. | 2,993 | 2009 season |
| 4. | 2,897 | 2008 season |
| 5. | 2,808 | 2010 season |
| 6. | 2,763 | 1997 season |
| 7. | 2,690 | 1994 season |
| 8. | 2,640 | 1998 season |
| 9. | 2,621 | 2006 season |
| 10. | 2,519 | 2002 season |

Most Yards Total Defense

| | | |
|----|-------|-------------|
| 1. | 5,328 | 1998 season |
| 2. | 5,298 | 1984 season |
| 3. | 5,261 | 1990 season |
| 4. | 4,862 | 2009 season |
| 5. | 4,838 | 1987 season |
| 6. | 4,787 | 2007 season |
| 7. | 4,669 | 1985 season |
| 8. | 4,633 | 2011 season |

Most Passes Intercepted

| | | |
|----|----|-------------|
| 1. | 33 | 1951 season |
| 2. | 26 | 2007 season |
| 3. | 23 | 1950 season |
| 4. | 22 | 2002 season |
| | 22 | 1970 season |
| 6. | 21 | 1966 season |
| | 21 | 1952 season |
| 8. | 20 | 1995 season |

Most Interception Return Yards

| | | |
|----|-----|-------------|
| 1. | 565 | 1951 season |
| 2. | 422 | 2007 season |
| 3. | 333 | 2008 season |
| 4. | 316 | 1956 season |
| 5. | 308 | 1976 season |
| 6. | 282 | 1949 season |
| 7. | 281 | 2000 season |
| 8. | 278 | 1982 season |

| COACH | TENURE | SEASONS | GAMES | W | L | T | PCT. |
|-------------------|---------|---------|-------|----|----|---|------|
| No Coach | 1885-93 | 9 | 29 | 13 | 12 | 4 | .517 |
| W. Durant Berry | 1894-95 | 2 | 12 | 6 | 6 | 0 | .500 |
| Williams Reynolds | 1896 | 1 | 8 | 4 | 3 | 1 | .562 |
| Tom Fennel | 1897 | 1 | 11 | 9 | 1 | 1 | .864 |
| Frank Cavanaugh | 1898 | 1 | 9 | 5 | 1 | 3 | .722 |
| Dan Reed | 1899-00 | 2 | 15 | 8 | 6 | 1 | .567 |
| Henry Pratt | 1901 | 1 | 4 | 1 | 3 | 1 | .300 |
| Anthony Chez | 1902-03 | 2 | 17 | 5 | 10 | 2 | .353 |
| Amos Foster | 1904-05 | 2 | 15 | 11 | 4 | 0 | .733 |
| William Foley | 1906 | 1 | 9 | 0 | 7 | 2 | .111 |
| Ralph Inott | 1908 | 1 | 6 | 1 | 4 | 1 | .250 |
| Robert Burch | 1909-11 | 3 | 26 | 16 | 8 | 2 | .654 |
| Lowell Dana | 1912-13 | 2 | 17 | 8 | 7 | 2 | .529 |
| George Little | 1914-15 | 2 | 18 | 10 | 8 | 0 | .556 |
| Ion Cortright | 1916 | 1 | 9 | 0 | 8 | 1 | .056 |
| Frank Marty | 1917 | 1 | 6 | 0 | 6 | 0 | .000 |
| Boyd Chambers | 1918-21 | 4 | 30 | 12 | 15 | 3 | .450 |
| George McLaren | 1922-26 | 5 | 45 | 16 | 26 | 3 | .389 |
| George Babcock | 1927-30 | 4 | 36 | 12 | 21 | 3 | .375 |
| Dana King | 1931-34 | 4 | 36 | 25 | 10 | 1 | .708 |
| Russ Cohen | 1935-37 | 2.5 | 22 | 8 | 11 | 3 | .432 |

MOST VICTORIES

| | |
|----------------------------|----|
| Rick Minter (1994-2003) | 53 |
| Sid Gillman (1949-54) | 50 |
| Brian Kelly (2007-09) | 34 |
| Chuck Studley (1961-66) | 27 |
| George Blackburn (1955-60) | 25 |

HIGHEST WINNING PERCENTAGE

| | |
|-----------------------|------|
| Tom Fennel (1897) | .864 |
| Brian Kelly (2007-09) | .850 |
| Sid Gillman (1949-54) | .789 |
| Amos Foster (1904-05) | .733 |
| Dana King (1931-34) | .708 |

MOST GAMES COACHED

| | |
|--|-----|
| Rick Minter (1994-2003) | 117 |
| Sid Gillman (1949-54) | 64 |
| Chuck Studley (1961-66) | 60 |
| George Blackburn (1955-60) | 58 |
| Dave Currey (1984-88)/Tim Murphy (1989-93) | 55 |

ALL-TIME CAPTAINS

| | | | |
|---------------------------------------|--------------------------------------|--|---|
| 1885.....Arch Carson | 1923.....Red Prather | 1963.....Darrell Cauley | 1991.....Kelly Sims |
| 1886.....Arch Carson | 1924.....Tony McAndrews | 1964.....Brig Owens, Jerry Momper | 1992.....Kris Bjorson, Ronnie Dixon |
| 1887.....Henry Bettmann | 1925.....John Pease | 1965.....Dick Fugere | 1993.....Jocelyn Borgella, Jason Coppess |
| 1888.....Arch Carson | 1926.....Tiny Herman | 1966.....Jay Bachman, John Parker |Nate Dingle, Lance Harp |
| 1889.....Arch Carson | 1927.....Joseph Filger | 1967.....Tony Jackson, Jerry Mislik | 1994.....Ernest Allen, Reggie Hudson |
| 1890.....Henry Bettmann | 1928.....John Schott | 1968.....Greg Cook, Milt Balkum |Matt Vaupel |
| 1891.....Clyde Johnson | 1929.....Frank Dost | 1969.....Bob Merkich, Jim Nelson | 1995.....Muhammed El-Mubarak |
| 1892.....James Robinson, Dan Laurence | 1930.....Art Hallett | 1970.....Bob Bell, Mark Mercurio, Earl Wilson |Darrell Harding, Jamie Lemire, Eric Vibberts |
| 1893.....Dan Laurence, Russell Reeder | 1931.....Cliff Goldmeyer | 1971.....Albert Johnson, Ken Weingart, | 1996.....Sam Garnes, Chris Hewitt |
| 1894.....W. Durant Berry | 1932.....Bill Gilliland |Craig Heneveld, Ron Bryant |Rob Robinson, Robert Tate |
| 1895.....Randolph Matthews | 1933.....Merle Williams | 1972.....Billy Hunter | 1997.....Phillip Curry, Jason Fabini, |
| 1896.....Lyman Eaton | 1934.....George Smith | 1973.....Evan Jolitz |John Kobalka, Derrick Ransom |
| 1897.....William Bass | 1935.....Ray Nolting | 1974.....Tom Rose, Tom Marvaso | 1998.....Hassan Champion, Percy Evans |
| 1898.....Albert Morrill | 1936.....Linus Haby | 1975.....Jay Bonds, Paul Hunter |Tinker Keck, Chad Plummer, Brian Uhl |
| 1899.....Howard Nieman | 1937.....Wade "Red" Woodworth | 1976.....Mike Woods, Howie Kurnick |Kevin Ward |
| 1900.....Burt Charles | 1938.....Harry Shelby | 1977.....Gardner Cobb, Howie Kurnick | 1999.....Ken Biggs, Robert Cooper, |
| 1901.....Adolph Fennell | 1939.....Orville Kelchner |Napoleon Outlaw, Dan Rains, Mike Woods |Eddie Johnson, Tinker Keck, Doug Rosfeld |
| 1902.....Harry Box | 1940.....Otto Oppenheimer | 1978.....Dwayne Berry, Jim Daley | 2000.....Troy Evans, Eddie Johnson |
| 1903.....Harry Wieman | 1941.....Ray Virgin |Howie Kurnick, Mike Rock |Deontey Kenner, Doug Rosfeld |
| 1904.....Alfred McCray | 1942.....Nick Skorich | 1979.....Farley Bell, Ed Kloboves | 2001.....Lewis Carter, Kirt Doolin, Josh Gardner, |
| 1905.....William Foley | 1945.....None |Mike Rogers, Dan Vete |LaVar Glover, Kirk Thompson |
| 1906.....Edward Adams | 1946.....Elbie Nickel | 1980.....Scott Heineman, Karl Woods | 2002.....Blue Adams, Derrick Adams |
| 1907.....W. Peaslee | 1947.....Al Sabato, Dick Langenbeck | 1981.....James Bettis, Mike Brookins |Kirt Doolin, Willis Edwards, Josh Gardner |
| 1908.....Robert Marx | 1948.....Roger Stephens |Mike Gates, Tim Schira, Kari Yli-Renko |Tye Keith |
| 1909.....Ernest DuBray | 1949.....Thurman Owens | 1982.....Danny Barrett, Mike Gates | 2003.....Andre Frazier, Tedric Harwell |
| 1910.....Walter Heuck | 1950.....Pete St. Clair |Antonio Gibson, Joe Olding, George Warhop |A.J. Lucius, Zach Norton, Kyle Takavitz |
| 1911.....Walter Heuck | 1951.....Ralph Staub, Nick Shundrich | 1983.....Gene Beck, Bill Booze, Don Goodman, | 2004.....Andre Frazier, Gino Guidugli |
| 1912.....Robert Heuck | 1952.....Glenn Sample |George Jamison, Linwood Marshall |Daven Holly, Kyle Takavitz |
| 1913.....Clement Fenker | 1953.....Don Fritz, Dom Del Bene | 1984.....Troy Bodine, Tom Egenoff | 2005.....Brent Celek, Steve Eastlake |
| 1914.....L.K. Baehr | 1954.....Dick Goist | 1985.....Nick Frankos, Reggie Taylor |Adam Roberts, Derick Ross |
| 1915.....Roy Palmer | 1955.....Joe Miller | 1986.....Alex Gordon, Rob Niehoff | 2006.....Brent Celek, Dominic Ross |
| 1916.....Harold Altamer | 1956.....Jack Gordon |Reggie Taylor | 2007.....Digger Bujnoch, Haruki Nakamura |
| 1917.....Harold Talcott | 1957.....Dick Seomin, Ron Couch | 1987.....Bob Leshnak, John Lewis | 2008.....Dustin Grutza, DeAngelo Smith |
| 1918.....Charles Shyrook | 1958.....Bob Del Rosa |Danny McCoin | 2009.....Tony Pike, Aaron Webster |
| 1919.....Bob Stack | 1959.....Jim Leo | 1988.....Chris Asbeck, Bill Davis, Daryl Huber | 2010.....John Goebel, Collin McCafferty |
| 1920.....Dan Fries | 1960.....Howard Converse | 1989.....Jack Bruscianelli | 2011.....Zach Collaros, JK Schaffer |
| 1921.....Frank Crolley | 1961.....Ken Byers, Don Ross | 1990.....John Arena, Kyle Stroh | |
| 1922.....Mike Palmer | 1962.....Rufus Simmons, Phil Goldner | 1991.....John Arena, Johnathan Cockrell | |

ALL-TIME ASSISTANT COACHES

| COACH | YEARS |
|-------------------|------------------|
| Jahmile Addae | 2010- |
| Dick Anderson | 1961-62 |
| Dave Ash | 1963 |
| Mike Bajakian | 2010- |
| Bill Baldridge | 1981-82 |
| Dave Baldwin | 2001 |
| Tim Banks | 2010-11 |
| Harlon Barnett | 2004-06 |
| Leeman Bennett | 1967-68 |
| Dana Bible | 1978-80; 1994 |
| Mike Biscotti | 1988 |
| George Blackburn | 1949-53 |
| Ron Blackledge | 1970-72 |
| Reyman Bonar | 1947-48 |
| Jay Bonds | 1981-82 |
| George Boutselis | 1967-68 |
| Mark Bradley | 1983 |
| D.J. Brown | 1979-80 |
| Carl Brumbaugh | 1947 |
| Bob Burns | 1973 |
| Rusty Burns | 1989-91; 2002-03 |
| Ray Callahan | 1967-68 |
| Mike Cassity | 1994 |
| Rick Christie | 1982 |
| A.J. Christoff | 2001-02 |
| Rich Christophel | 1983 |
| Frank Claire | 1955 |
| Mike Clark | 1986-87 |
| Charles Coe | 1977-78 |
| Johnnie Cole | 1995 |
| L.C. Cole | 1994-95 |
| Tony Cole | 1979 |
| Sam Congie | 1969 |
| Kerry Coombs | 2007-2011 |
| Ron Corradini | 1984 |
| Mark Criner | 2002-03 |
| Scott Criner | 1986-88 |
| Ted Daisher | 1989-92 |
| Kim Dameron | 1996-98 |
| Joe Daniels | 1997-2000 |
| Dino Dawson | 2002-03 |
| Tony DeBiasse | 1985-87 |
| Jack Delaney | 1954-63 |
| Bob Diaco | 2009 |
| Mike Dickens | 1982 |
| Paul Dietzel | 1949-50 |
| Tyrone Dixon | 2000-01 |
| Jack Donaldson | 1984-87 |
| Phil Dorn | 2002-03 |
| Mark Duffner | 1977-80 |
| Dave Dunkelberger | 1969-72 |
| Paul Dunn | 1994-95 |
| Hal Dyer | 1973-74 |
| Jerry Eisaman | 1969-71 |
| Mark Elder | 2010- |
| Charles Ellis | 1955-57 |
| Mike Elston | 2007-09 |
| Dan Enos | 2004-05 |
| Jack Faulkner | 1950-54 |
| Foge Fazio | 1973-76 |
| Jeff Filkovski | 1998-03 |
| Jimbo Fisher | 1999 |
| Dino Folino | 1977-80 |
| Greg Forest | 2007-09 |

| COACH | YEARS |
|------------------|-----------|
| John Fricke | 1971-72 |
| O'Neill Gilbert | 2001 |
| Ted Gill | 2003-06 |
| Keith Gilmore | 2007-08 |
| Cary Godette | 1983-88 |
| Mike Gottfried | 1975-76 |
| Don Grammer | 1958-60 |
| Eddie Gran | 1992-93 |
| Lorenzo Guess | 2009 |
| Lynn Hailstock | 1983 |
| Jack Hanlon | 1954-55 |
| John Harbaugh | 1989-96 |
| Lee Haslinger | 1956-58 |
| Owen Hauck | 1967 |
| Ralph Hawkins | 1968 |
| Andy Hendel | 2001 |
| Harry Hiestand | 1989-93 |
| Tim Hinton | 2004-09 |
| Van Hollaway | 1981-83 |
| Dick Hopkins | 1983 |
| Greg Hudson | 1997-2000 |
| Hank Hughes | 1993 |
| William Inge | 2008-09 |
| Bruce Ivory | 1984-93 |
| John Jancek | 2010- |
| Dave Johnson | 2011- |
| Amos Jones | 1999-2002 |
| Ernest Jones | 2007 |
| Mike Jones | 1981 |
| Wayne Jones | 1973-76 |
| Greg Karpinski | 1994-98 |
| Jim Kelly | 1960-76 |
| Stan Klimczak | 1951-52 |
| Mike Kolakowski | 2003 |
| Don Lawrence | 1966 |
| Tommie Liggons | 1981-82 |
| Kyle Lingerfelt | 1995 |
| John Lovette | 1989-92 |
| Dick Mack | 1978-80 |
| Joe Madro | 1949-54 |
| Don Mahoney | 2010- |
| Roy Manning | 2012- |
| Greg Mantooth | 1983 |
| Don Martindale | 1997-98 |
| Skip Mathieson | 1977 |
| Ken Matous | 1989 |
| Stan McGarvey | 1981-82 |
| Charles McMillan | 2001 |
| Dick MacPherson | 1961-65 |
| Bob Miller | 1959-62 |
| Paul Misali | 1964-65 |
| Charley Molnar | 2007-09 |
| John Montgomery | 1996 |
| Shannon Morrison | 2012- |
| Pat Narduzzi | 2004-06 |
| Don Nehlen | 1963 |
| Dave Nickel | 1984-88 |
| Phil Owen | 1969 |
| Rod Paige | 1969-70 |
| Jim Parker | 1971-72 |
| John Parker | 1977-80 |
| Joe Perella | 1972 |
| Scott Pethtel | 2003 |
| Joker Phillips | 1997-98 |

| COACH | YEARS |
|-------------------|------------------|
| Sam Pittman | 1996 |
| Jeff Quinn | 2007-09 |
| Dan Radakovich | 1969 |
| Dave Ritchie | 1969-72; 1987-88 |
| Dana Roach | 1986 |
| Tracy Rocker | 2002 |
| Tom Roggeman | 1993-94 |
| Jerry Rosburg | 1992-95 |
| Tim Rose | 1995 |
| Robin Ross | 1984-85 |
| Tom Rossley | 1977 |
| Dan Roushar | 2005-06 |
| Rex Ryan | 1996-97 |
| Glenn Sample | 1956-60 |
| Mike Scarry | 1956-62 |
| Bill Schmitz | 1982-83 |
| Bill Schwarberg | 1947-55 |
| Greg Seaman | 1995-98 |
| Stacy Searles | 2001-02 |
| Dick Selcer | 1965-66 |
| Bill Shalosky | 1955-59 |
| Steve Shankweiler | 2003 |
| Bob Shaw | 1973-76 |
| Gary Shephard | 1983 |
| Bill Sheridan | 1989-91 |
| Karl Singer | 1973-76 |
| Bill Singler | 1984-85 |
| George Smith | 1948 |
| Rick Smith | 1999-00 |
| Mike Solari | 1981-82 |
| Mark Staten | 2004-06 |
| Ralph Staub | 1964-68 |
| Charles Stobart | 1966 |
| Lowell Storm | 1953-54 |
| Steve Stripling | 2010- |
| Larry Tischler | 1977-80 |
| Mike Tomlin | 1999-00 |
| Don Treadwell | 1994; 2004-06 |
| Joe Tresey | 2007-08 |
| Mike Tressel | 2004-06 |
| Jeff Uhlenhake | 2004 |
| Bob Valesente | 1975-76 |
| Craig Ver Steeg | 1990-93 |
| Tim Viox | 1986-88 |
| Tom Walsh | 1981 |
| Dave Warner | 2006 |
| T.J. Weist | 2010- |
| Lou West | 1988-93 |
| John Wiethe | 1947-48 |
| Mike Wiles | 1988 |
| Brian Williams | 1996 |
| Keith Willis | 1999-00 |
| Bob Wolf | 1982 |
| Bob Wylie | 1996 |
| Tony Yelovich | 1974-76 |
| Ed Youngs | 1984-86 |
| Larry Zierlein | 1997-00 |
| Dave Zimmerman | 1977-80 |
| Ron Zook | 1981-82 |
| William Zwaan | 1980 |

Full-time staff members since 1947.



The University of Cincinnati has been well-represented on the lists of professional and college coaching greats, a legacy which continues into 2012 with a proliferation of former Bearcats mentors, assistant coaches and players in the NFL, CFL and major university ranks.

Sid Gillman has long been the standard-bearer for Bearcat coaching greats. Gillman, whose 50-13-1 record in his six seasons in the late 1940s and early 1950s is one of the winningest marks at UC, is one of the few coaches to earn induction into both the college and professional football halls of fame. His UC success vaulted him into the NFL, with the Los Angeles Rams.

Two other members of the College Football Hall of Fame, Frank Cavanaugh, George Little, launched their head coaching careers at UC. Cavanaugh, the legendary "Iron Major" for his accomplishments as a coach and war hero at Army, in 1898, and Little, who earned fame at Michigan and Wisconsin, in 1914-15. Former UC assistants Dick MacPherson and Don Nehlen are also in the College Football Hall of Fame. MacPherson, a UC assistant in the early 1960s, concluded a distinguished career at Syracuse. Nehlen, on the 1963 UC staff, was West Virginia's winningest coach following his 21 seasons there.

One-time Bearcat mentors Homer Rice (1967-68), and Chuck Studley (1961-66) were NFL head coaches at Cincinnati and Houston, respectively, as were former assistants Leeman Bennett (Atlanta) and Jack Faulkner (Denver).

Nick Skorich, a member of the UC Athletic Hall of Fame for his football prowess in the 1940s, was head coach of the Philadelphia Eagles and Cleveland Browns.

Twenty-seven former UC players or assistants went on to head coaching jobs in the college or NFL ranks and a trio of former Bearcats assistants, John Harbaugh (Baltimore Ravens), Rex Ryan (New York Jets), and Mike Tomlin (Pittsburgh Steelers) are current NFL head coaches. Harbaugh was a UC assistant from 1989-96, Ryan from 1996-97, and Tomlin was on the UC staff from 1999-2000.

Both Harbaugh and Tomlin have assistants on their staff with UC ties. Amos Jones (1999-2002) is an assistant special teams coach in Pittsburgh. Jerry Rosburg (1992-95) serves on Harbaugh's staff in Baltimore as the Assistant Head Coach/Special Teams and has coached in the NFL for over 10 years. Don Martindale (1997-98), a former UC defensive line coach, joined the Ravens staff in 2012 coaching the inside linebackers and senior offensive assistant Craig Ver Steeg was on the UC staff from 1990-93 and has coached nearly 30 years at all levels of football.

The Cleveland Browns staff features two former UC letterwinners in linebackers coach Bill Davis (1985-88) and offensive line coach George Warhop (1981-82). Davis is in his 18th season as an NFL assistant, previously serving as defensive coordinator for the Arizona Cardinals and San Francisco 49ers. Warhop, a center during his time at UC, has coached in the NFL for 16 seasons during stints for the Browns, Arizona Cardinals, Dallas Cowboys, and St. Louis Rams.

Bob Wylie has four decades of coaching football under his belt that includes 18 years at the professional level. He coached at UC in the mid 1990s and spent time as the Oakland Raiders offensive line coach. He currently works for Blesto and is consulting with EA Sports on the Madden Football video game franchise.

Former UC offensive line coach Larry Zierlein (1997-2000) recently wrapped up a 40-year coaching career that included nearly 10 years in the NFL and a win in Super Bowl XLII with the Pittsburgh Steelers in 2008.

Former UC aide Bill Sheridan (1989-91) is defensive coordinator for the Tampa Bay Buccaneers while Tracy Rocker (1997) enters his second season with the Tennessee Titans after a storied collegiate career that included a stint with 2010 National Champion Auburn. Former linebackers coach William Inge (2008-09) is in his first season as an assistant defensive line coach with the Buffalo Bills.

Former defensive coordinator Mark Duffner (1977-80) was a collegiate head coach at Holy Cross and Maryland before coaching in the NFL for the Cincinnati Bengals and Green Bay Packers. He is currently the Jacksonville Jaguars linebackers coach.

In Canada, former Bearcats player and coach Dave Ritchie directed British Columbia and Winnipeg to Grey Cup titles, the Canadian Football League's Super Bowl, and former UC quarterback Danny Barrett spent six years as the head coach of the Saskatchewan Roughriders (2000-06). Barrett is now the running backs coach at UCF.

UC's representation in the college coaching ranks is highlighted by a trio of former assistants. Paul Dietzel, an aide to Gillman in 1949-50, directed LSU to the national title in 1958 and later coached at Army and South Carolina. Other UC assistants to garner head coaching positions include Foge Fazio (Pittsburgh), Mark Duffner (Holy Cross, Maryland), Chuck Stobart (Toledo, Utah, Memphis), Lou West (Indiana State) and Ron Zook (Florida, Illinois).

Joe Morrison, a standout as a Bearcats player and later for the New York Giants in the NFL, achieved similar success during his 15 seasons as a major college head coach. Urban Meyer, a Bearcat in the mid-1980s and later a student assistant coach, carved out an impressive career at Florida following successful stints at Bowling Green and Utah, spent a year as a college football analyst for ESPN and is now the head coach at Ohio State.

Eight former UC assistants are current head coaches at the collegiate level, including Rick Christophel (Austin Peay), Dan Enos (Central Michigan), Jeff Filkovski (Marietta College), Jimbo Fisher (Florida State), Joker Phillips (Kentucky), Charley Molnar (Massachusetts), Don Treadwell (Miami OH) and Jeff Quinn (Buffalo).

Fisher has a pair of former Bearcats on his Florida State staff in Greg Hudson (Assistant Head Coach/Defense Florida State) and Eddie Gran (Associate Head Coach/Special Teams Coordinator/RB).

Several former UC assistants are coordinators at NCAA FBS schools including former UC letterwinner Dana Bible (Offensive Coordinator NC State), Tim Banks (Illinois Defensive Coordinator), Bob Diaco (Defensive Coordinator Notre Dame), Pat Narduzzi (Defensive Coordinator Michigan State) and Joe Tresey (Defensive Coordinator Youngstown State).

Tom Rossley, who set many UC receiving records, spent nearly four decades in the coaching ranks at the college and NFL levels, including a stint as head coach at SMU and six seasons as the offensive coordinator for the Green Bay Packers. He most recently was the quarterbacks coach at Texas A&M.

Former assistant Harry Hiestand (1987-93) spent five years with the Chicago Bears and now serves as the offensive line coach at Notre Dame.

YEAR-BY-YEAR RESULTS

| Year | Overall | | | Conference | | | Finish |
|------|-------------------|---|---|-------------|---|---|--------|
| | W | L | T | W | L | T | |
| 1885 | 1 | 0 | 1 | Independent | | | |
| 1886 | 2 | 0 | 0 | Independent | | | |
| 1887 | 1 | 0 | 0 | Independent | | | |
| 1888 | 1 | 0 | 1 | Independent | | | |
| 1889 | 1 | 1 | 0 | Independent | | | |
| 1890 | 2 | 1 | 1 | Independent | | | |
| 1891 | 4 | 2 | 1 | Independent | | | |
| 1892 | 1 | 2 | 0 | Independent | | | |
| 1893 | 0 | 6 | 0 | Independent | | | |
| 1894 | 3 | 3 | 0 | Independent | | | |
| 1895 | 3 | 3 | 0 | Independent | | | |
| 1896 | 4 | 3 | 1 | Independent | | | |
| 1897 | 9 | 1 | 1 | Independent | | | |
| 1898 | 5 | 1 | 3 | Independent | | | |
| 1899 | 5 | 2 | 0 | Independent | | | |
| 1900 | 3 | 4 | 1 | Independent | | | |
| 1901 | 1 | 3 | 1 | Independent | | | |
| 1902 | 4 | 2 | 2 | Independent | | | |
| 1903 | 1 | 8 | 0 | Independent | | | |
| 1904 | 7 | 1 | 0 | Independent | | | |
| 1905 | 4 | 3 | 0 | Independent | | | |
| 1906 | 0 | 7 | 2 | Independent | | | |
| 1907 | —No Games Played— | | | | | | |
| 1908 | 1 | 4 | 1 | Independent | | | |
| 1909 | 4 | 3 | 1 | Independent | | | |

Ohio

| | | | | | | | |
|------|---|---|---|---|---|---|--|
| 1910 | 6 | 3 | 0 | 2 | 1 | 0 | |
| 1911 | 6 | 2 | 1 | 2 | 1 | 1 | |
| 1912 | 3 | 4 | 1 | 0 | 3 | 1 | |
| 1913 | 5 | 3 | 1 | 4 | 2 | 1 | |
| 1914 | 6 | 3 | 0 | 4 | 2 | 0 | |
| 1915 | 4 | 5 | 0 | 3 | 3 | 0 | |
| 1916 | 0 | 8 | 1 | 0 | 6 | 1 | |
| 1917 | 0 | 6 | 0 | 0 | 4 | 0 | |
| 1918 | 3 | 0 | 2 | 0 | 0 | 2 | |
| 1919 | 3 | 4 | 1 | 1 | 3 | 1 | |
| 1920 | 4 | 5 | 0 | 3 | 2 | 0 | |
| 1921 | 2 | 6 | 0 | 0 | 4 | 0 | |
| 1922 | 1 | 7 | 1 | 1 | 3 | 1 | |
| 1923 | 6 | 3 | 0 | 5 | 2 | 0 | |
| 1924 | 2 | 6 | 1 | 1 | 4 | 0 | |

Buckeye

| | | | | | | | |
|------|---|----|---|-------------|---|---|-----|
| 1925 | 4 | 5 | 0 | 1 | 3 | 0 | |
| 1926 | 3 | 5 | 1 | 0 | 3 | 1 | |
| 1927 | 2 | 5 | 2 | 0 | 3 | 1 | |
| 1928 | 1 | 8 | 0 | 0 | 5 | 0 | 6th |
| 1929 | 4 | 4 | 1 | 0 | 4 | 1 | |
| 1930 | 5 | 4 | 0 | 2 | 3 | 0 | 3rd |
| 1931 | 5 | 4 | 0 | 2 | 1 | 0 | |
| 1932 | 7 | 2 | 0 | 2 | 2 | 0 | |
| 1933 | 7 | 2 | 0 | 3 | 1 | 0 | 1st |
| 1934 | 6 | 2 | 1 | 2 | 0 | 1 | 1st |
| 1935 | 7 | 2 | 0 | 2 | 2 | 0 | 2nd |
| 1936 | 1 | 5 | 3 | Independent | | | |
| 1937 | 0 | 10 | 0 | Independent | | | |
| 1938 | 4 | 5 | 0 | Independent | | | |
| 1939 | 4 | 3 | 2 | Independent | | | |
| 1940 | 5 | 3 | 1 | Independent | | | |

| Year | Overall | | | Conference | | | Finish |
|------|---------|---|---|-------------|---|---|--------|
| | W | L | T | W | L | T | |
| 1941 | 6 | 3 | 0 | Independent | | | |
| 1942 | 8 | 2 | 0 | Independent | | | |

| | | | | | | | |
|------|-------------------|---|---|-------------|--|--|--|
| 1943 | —No Games Played— | | | | | | |
| 1944 | —No Games Played— | | | | | | |
| 1945 | 4 | 4 | 0 | Independent | | | |
| 1946 | 9 | 2 | 0 | Independent | | | |

Mid-American

| | | | | | | | |
|------|----|---|---|---|---|---|-----|
| 1947 | 7 | 3 | 0 | 3 | 1 | 0 | 1st |
| 1948 | 3 | 6 | 1 | 3 | 1 | 0 | 2nd |
| 1949 | 7 | 4 | 0 | 4 | 0 | 0 | 1st |
| 1950 | 8 | 4 | 0 | 3 | 1 | 0 | 2nd |
| 1951 | 10 | 1 | 0 | 3 | 0 | 0 | 1st |
| 1952 | 8 | 1 | 1 | 3 | 0 | 0 | 1st |

| | | | | | | | |
|------|---|---|---|-------------|--|--|--|
| 1953 | 9 | 1 | 0 | Independent | | | |
| 1954 | 8 | 2 | 0 | Independent | | | |
| 1955 | 1 | 6 | 2 | Independent | | | |
| 1956 | 4 | 5 | 0 | Independent | | | |

Missouri Valley

| | | | | | | | |
|------|---|---|---|---|---|---|-----|
| 1957 | 5 | 4 | 1 | 1 | 3 | 0 | 4th |
| 1958 | 6 | 2 | 2 | 1 | 1 | 2 | 2nd |
| 1959 | 5 | 4 | 1 | 0 | 3 | 1 | 5th |
| 1960 | 4 | 6 | 0 | 1 | 2 | 0 | 3rd |
| 1961 | 3 | 7 | 0 | 1 | 2 | 0 | 3rd |
| 1962 | 2 | 8 | 0 | 1 | 2 | 0 | 3rd |
| 1963 | 6 | 4 | 0 | 3 | 1 | 0 | 1st |
| 1964 | 8 | 2 | 0 | 4 | 0 | 0 | 1st |
| 1965 | 5 | 5 | 0 | 2 | 2 | 0 | 3rd |
| 1966 | 3 | 7 | 0 | 2 | 2 | 0 | 3rd |
| 1967 | 3 | 6 | 0 | 2 | 2 | 0 | 3rd |
| 1968 | 5 | 4 | 1 | 3 | 2 | 0 | 3rd |
| 1969 | 4 | 6 | 0 | 2 | 3 | 0 | 3rd |

| | | | | | | | |
|-------|---|----|---|-------------|--|--|--|
| 1970 | 7 | 4 | 0 | Independent | | | |
| 1971 | 7 | 4 | 0 | Independent | | | |
| 1972 | 2 | 9 | 0 | Independent | | | |
| 1973 | 4 | 7 | 0 | Independent | | | |
| 1974 | 7 | 4 | 0 | Independent | | | |
| 1975 | 6 | 5 | 0 | Independent | | | |
| 1976* | 9 | 2 | 0 | Independent | | | |
| 1977 | 5 | 4 | 2 | Independent | | | |
| 1978 | 5 | 6 | 0 | Independent | | | |
| 1979 | 2 | 9 | 0 | Independent | | | |
| 1980 | 2 | 9 | 0 | Independent | | | |
| 1981 | 6 | 5 | 0 | Independent | | | |
| 1982 | 6 | 5 | 0 | Independent | | | |
| 1983 | 4 | 6 | 1 | Independent | | | |
| 1984 | 2 | 9 | 0 | Independent | | | |
| 1985 | 5 | 6 | 0 | Independent | | | |
| 1986 | 5 | 6 | 0 | Independent | | | |
| 1987 | 4 | 7 | 0 | Independent | | | |
| 1988 | 3 | 8 | 0 | Independent | | | |
| 1989 | 1 | 9 | 1 | Independent | | | |
| 1990 | 1 | 10 | 0 | Independent | | | |
| 1991 | 4 | 7 | 0 | Independent | | | |
| 1992 | 3 | 8 | 0 | Independent | | | |
| 1993 | 8 | 3 | 0 | Independent | | | |
| 1994 | 2 | 8 | 1 | Independent | | | |

| Year | Overall | | | Conference | | | Finish |
|------|---------|---|---|-------------|---|---|--------|
| | W | L | T | W | L | T | |
| 1995 | 6 | 5 | 0 | Independent | | | |

Conference USA

| | | | | | | | |
|------|---|---|---|---|---|---|-----|
| 1996 | 6 | 5 | 0 | 2 | 3 | 0 | 3rd |
| 1997 | 8 | 4 | 0 | 2 | 4 | 0 | 4th |
| 1998 | 2 | 9 | 0 | 1 | 5 | 0 | 7th |
| 1999 | 3 | 8 | 0 | 0 | 6 | 0 | 9th |
| 2000 | 7 | 5 | 0 | 5 | 2 | 0 | 2nd |
| 2001 | 7 | 5 | 0 | 5 | 2 | 0 | 2nd |
| 2002 | 7 | 7 | 0 | 6 | 2 | 0 | 1st |
| 2003 | 5 | 7 | 0 | 2 | 6 | 0 | 9th |
| 2004 | 7 | 5 | 0 | 5 | 3 | 0 | 2nd |

BIG EAST

| | | | | | | | |
|------|----|---|---|---|---|---|-------|
| 2005 | 4 | 7 | 0 | 2 | 5 | 0 | 6th |
| 2006 | 8 | 5 | 0 | 4 | 3 | 0 | 4th |
| 2007 | 10 | 3 | 0 | 4 | 3 | 0 | 3rd |
| 2008 | 11 | 3 | 0 | 6 | 1 | 0 | 1st |
| 2009 | 12 | 1 | 0 | 7 | 0 | 0 | 1st |
| 2010 | 4 | 8 | 0 | 4 | 3 | 0 | 7th |
| 2011 | 10 | 3 | 0 | 5 | 2 | 0 | t-1st |

Totals 551 550 51 (501)

*Includes victory by forfeit

1885 (1-0 Overall)

Coach: None **League: Independent**
Captain: Arch Carson

Oct. 23 Mt. Auburn T 0-0
 Nov. 14 Mt. Auburn W 26-6

1886 (2-0 Overall)

Coach: None **League: Independent**
Captain: Arch Carson

Mt. Auburn W 18-6
 Mt. Auburn W 8-6

1887 (1-0 Overall)

Coach: None **League: Independent**
Captain: Henry Bettmann

Woodward H.S. W 8-4

1888 (1-0-1 Overall)

Coach: None **League: Independent**
Captain: Arch Carson

Walnut Hills Gym W 8-6
 Miami (OH) T 0-0

1889 (1-1 Overall)

Coach: None **League: Independent**
Captain: Arch Carson

Avondale W 12-0
 Miami (OH) L 34-0

1890 (2-1-1 Overall)

Coach: None **League: Independent**
Captain: Henry Bettmann

Franklin T 0-0
 Woodward H.S. L 16-8
 Wyoming (OH) W 8-4
 Wyoming (OH) W 6-0

1891 (4-2-1 Overall)

Coach: None **League: Independent**
Captains: Clyde Johnson

Woodward H.S. W 22-0
 Hughes H.S. W 33-0
 Franklin W 38-0
 Cincinnati Gym T 0-0
 Dayton YMCA L 12-8
 Butler L 34-10
 Cincinnati Gym W 18-0

1892 (1-2 Overall)

Coach: None **League: Independent**
Captains: James Robinson, Dan Laurence

Dayton YMCA W 16-6
 Centre L 12-4
 Centre L 34-0

1893 (0-6 Overall)

Coach: None **League: Independent**
Captains: Dan Laurence, Russell Reeder

Oct. 7 at Miami (OH) L 24-6
 Oct. 14 at Centre L 16-0
 Oct. 28 at Chicago L 20-0
 Nov. 4 Miami (OH) L 6-0
 Nov. 18 at Ohio State L 32-0
 Nov. 30 Cincinnati YMCA L 22-6

1894 (3-3 Overall)

Coach: W. Durant Berry **League: Independent**
Captain: W. Durant Berry

Oct. 13 at Georgetown (Ky.) L 6-4
 Oct. 20 Miami (OH) W 6-0
 Nov. 3 Kentucky W 32-4
 Nov. 9 at Hanover W 14-12
 Nov. 17 Ohio State L 6-4
 Nov. 29 Ohio Wesleyan L 16-4

1895 (3-3 Overall)

Coach: W. Durant Berry **League: Independent**
Captain: Randolph Matthews

Oct. 12 Kenyon W 16-4
 Oct. 19 at Duquesne A.C. L 26-6
 Oct. 26 Earlham W 26-0
 Nov. 9 Ohio State L 4-0
 Nov. 16 Miami (OH) L 12-0
 Nov. 27 Marietta W 6-0

1896 (11-3 Overall)

Coach: William Reynolds **League: Independent**
Captain: Lyman Eaton

Oct. 2 Miami (OH) L 6-4
 Oct. 10 Ohio State W 8-6
 Oct. 17 Ohio W 52-0
 Oct. 24 Ohio Wesleyan W 6-0
 Oct. 31 at Indiana L 16-0
 Nov. 14 Carlisle Indians L 28-0
 Nov. 21 at Wittenberg W 6-0
 Nov. 26 Centre T 12-12

1897 (9-1-1 Overall)

Coach: Tom Fennell **League: Independent**
Captain: William Bass

Sept. 25 at Ohio W 12-0
 Oct. 2 at Nashville Guards T 6-6
 Oct. 9 at Miami (OH) W 6-0
 Oct. 16 at Centre W 4-0
 Oct. 23 17th Reg. Ohio Nat. Guard W 20-0
 Oct. 30 Miami (OH) W 10-6
 Nov. 6 Centre W 10-0
 Nov. 13 Ohio State W 34-0
 Nov. 25 Carlisle Indians L 10-0
 Jan. 1 at Southern Athletic Club ^ W 16-0
 Jan. 3 at Louisiana State W 28-0
 ^-New Orleans, La.

1898 (6-1-2 Overall)

Coach: Frank Cavanaugh **League: Independent**
Captain: Albert Morrill

Oct. 1 at Ohio W 12-0
 Oct. 8 at Miami (OH) W 22-0
 Oct. 15 at Vanderbilt W 12-0
 Oct. 22 Oberlin L 5-0
 Oct. 29 at Indiana T 0-0
 Nov. 5 UC Alumni W 12-0
 Nov. 12 Ohio Wesleyan W 57-0
 Nov. 24 Indiana T 11-11
 Nov. 26 Dartmouth W 17-12

1899 (5-2 Overall)

Coach: Dan Reed **League: Independent**
Captain: Howard Nieman

Oct. 7 Miami (OH) W 22-0
 Oct. 21 at Vanderbilt W 6-0
 Oct. 28 Centre W 26-0
 Nov. 4 at Indiana L 35-0
 Nov. 11 at Washington & Jefferson L 20-0
 Nov. 18 UC Alumni W 6-0
 Nov. 30 Ohio Wesleyan W 28-5

1900 (3-4-1 Overall)

Coach: Dan Reed **League: Independent**
Captain: Burt Charles

Covington YMCA W 15-10
 Centre T 0-0
 Haskell Indians L 16-0
 Kentucky W 20-6
 Marietta L 25-0
 Miami (OH) W 16-12
 Notre Dame L 57-0
 Ohio State L 29-0

1901 (1-3-1 Overall)

Coach: Henry Pratt **League: Independent**
Captain: Adolph Fennell

Avondale L 13-0
 Hanover W 10-0
 Kentucky T 0-0
 Ohio L 16-0
 Wittenberg L 18-0

1902 (4-2-2 Overall)

Coach: Anthony Chez **League: Independent**
Captain: Harry Box

Oct. 4 Hanover W 18-0
 Oct. 11 at Earlham W 12-6
 Oct. 18 Indianapolis W 6-0
 Oct. 25 Stumps L 23-0
 Nov. 1 Otterbein W 16-0
 Nov. 8 Wittenberg T 0-0
 Nov. 15 at Kentucky T 6-6
 Nov. 22 at Marietta L 10-0

ALL-TIME SCORES

1903 (1-8 Overall)

Coach: Anthony Chez **League: Independent**
Captain: Harry Wieman

| | | |
|-----------------|---|-------|
| Hanover | W | 28-6 |
| Wittenberg | L | 6-0 |
| Miami (OH) | L | 15-0 |
| Earlham | L | 11-0 |
| Northwestern | L | 35-0 |
| Kenyon | L | 16-0 |
| Alumni | L | 6-0 |
| Washington (MO) | L | 23-11 |
| Avondale | L | 23-0 |

1904 (7-1 Overall)

Coach: Amos Foster **League: Independent**
Captain: Alfred McCray

| | | |
|-----------------|---|------|
| Georgetown (KY) | W | 33-0 |
| Wittenberg | W | 29-4 |
| Miami (OH) | W | 46-0 |
| Kentucky | W | 11-0 |
| Ohio Medics | W | 11-0 |
| Stumps | L | 6-0 |
| Tennessee | W | 35-0 |
| Kenyon | W | 17-0 |

1905 (4-3 Overall)

Coach: Amos Foster **League: Independent**
Captains: William Foley

| | | |
|------------------|---|------|
| Carlisle Indians | L | 34-5 |
| DePauw | W | 17-0 |
| Earlham | W | 12-0 |
| Indiana | L | 47-6 |
| Kenyon | W | 23-4 |
| Marietta | L | 6-0 |
| Ohio Wesleyan | W | 24-0 |

1906 (0-7-2 Overall)

Coach: William Foley **League: Independent**
Captains: Edward Adams

| | | | |
|---------|------------------|---|------|
| Oct. 6 | Marshall | T | 0-0 |
| Oct. 13 | Miami (OH) | T | 0-0 |
| Oct. 20 | at Earlham | L | 20-0 |
| Oct. 27 | Avondale | L | 4-0 |
| Nov. 3 | Ohio | L | 16-5 |
| Nov. 10 | at Wittenberg | L | 12-0 |
| Nov. 21 | Carlisle Indians | L | 18-0 |
| Nov. 29 | at Nebraska | L | 41-0 |
| | Marietta | L | 51-0 |

1907 (No Collegiate Games Played)

Coach: Ralph Inott **League: Independent**
Captain: W. Peaslee

1908 (1-4-1 Overall)

Coach: Ralph Inott **League: Independent**
Captain: Robert Marx

| | | | |
|---------|---------------|---|-------|
| Oct. 17 | at Alabama | L | 16-0 |
| Oct. 24 | Hanover | L | 9-5 |
| Nov. 1 | Lebanon | W | 43-0 |
| Nov. 7 | Kenyon | L | 63-0 |
| Nov. 14 | at Antioch | L | 16-11 |
| Nov. 26 | at Wittenberg | T | 0-0 |

1909 (4-3-1 Overall)

Coach: Robert Burch **League: Independent**
Captain: Ernest DuBray

| | | | |
|---------|--------------|---|------|
| Oct. 2 | Hanover | W | 6-2 |
| Oct. 9 | Wittenberg | W | 22-5 |
| Oct. 16 | Otterbein | L | 15-3 |
| Oct. 23 | Transylvania | T | 6-6 |
| Oct. 30 | Centre | L | 34-0 |
| Nov. 6 | Tulane | L | 6-0 |
| Nov. 13 | Butler | W | 22-0 |
| Nov. 25 | Miami (OH) | W | 10-6 |

1910 (6-3 Overall)

Coach: Robert Burch **League: Ohio**
Captain: Walter Heuck

| | | |
|--------------|---|-------|
| Transylvania | W | 16-0 |
| Ohio State | L | 23-0 |
| Earlham | W | 20-0 |
| Wittenberg | W | 8-0 |
| Miami (OH) | W | 3-0 |
| Otterbein | L | 12-6 |
| Centre | L | 12-3 |
| Antioch | W | 38-0 |
| Denison | W | 28-12 |

1911 (6-2-1 Overall)

Coach: Robert Burch **Conference: Ohio**
Captains: Walter Heuck

| | | |
|--------------|---|-------|
| Transylvania | W | 12-0 |
| Earlham | L | 9-0 |
| Otterbein | W | 16-3 |
| Kentucky | W | 6-0 |
| Butler | W | 23-11 |
| Denison | T | 0-0 |
| Miami (OH) | W | 11-0 |
| Wittenberg | W | 5-0 |
| Ohio State | L | 11-6 |

1912 (3-4-1 Overall)

Coach: Lowell Dana **League: Ohio**
Captain: Robert Heuck

| | | |
|--------------|---|-------|
| Transylvania | W | 124-0 |
| at Earlham | W | 21-0 |
| Kentucky | L | 19-13 |
| Ohio State | L | 45-7 |
| Otterbein | W | 39-7 |
| Denison | L | 31-13 |
| Kenyon | L | 22-13 |
| Miami (OH) | T | 21-21 |

1913 (5-3-1 Overall)

Coach: Lowell Dana **League: Ohio**
Captain: Clement Fenker

| | | |
|-----------------|---|------|
| Georgetown (KY) | W | 46-0 |
| Wittenberg | W | 32-0 |
| Ohio | W | 20-2 |
| Ohio Wesleyan | W | 44-3 |
| Kentucky | L | 27-7 |
| Case Western | T | 0-0 |
| Denison | L | 14-7 |
| Kenyon | W | 14-2 |
| Miami (OH) | L | 13-7 |

1914 (6-3 Overall)

Coach: George Little **League: Ohio**
Captain: L.K. Baehr

| | | |
|-----------------|---|-------|
| Georgetown (KY) | W | 35-0 |
| Denison | W | 13-0 |
| Ohio Wesleyan | L | 14-7 |
| Kenyon | W | 47-0 |
| Kentucky | W | 14-7 |
| Western Reserve | W | 20-0 |
| Otterbein | L | 3-0 |
| Ohio | W | 15-0 |
| Miami (OH) | L | 20-13 |

1915 (4-5 Overall)

Coach: George Little **League: Ohio**
Captain: Roy Palmer

| | | | |
|----------|-----------------|---|-------|
| Sept. 26 | ALUMNI | W | 14-7 |
| Oct. 2 | GEORGETOWN (KY) | L | 21-7 |
| Oct. 9 | OHIO | L | 15-0 |
| Oct. 16 | KENYON | W | 27-7 |
| Oct. 23 | DENISON | L | 35-0 |
| Oct. 30 | OHIO WESLEYAN | W | 17-6 |
| Nov. 6 | at Kentucky | L | 27-6 |
| Nov. 13 | WITTENBERG | W | 27-16 |
| Nov. 25 | MIAMI (OH) | L | 24-12 |

1916 (0-8-1 Overall)

Coach: Ion Cortright **League: Ohio**
Captains: Harold Altamer

| | | |
|-----------------|---|-------|
| Wittenberg | T | 0-0 |
| Denison | L | 29-0 |
| Georgetown (KY) | L | 16-0 |
| Ohio Northern | L | 9-0 |
| Kentucky | L | 27-0 |
| Wooster | L | 20-0 |
| Ohio | L | 33-10 |
| Kenyon | L | 27-0 |
| Miami (OH) | L | 33-0 |

1917 (0-6 Overall)

Coach: Frank Marty **League: Ohio**
Captain: Harold Talcott

| | | |
|---------------|---|------|
| Earlham | L | 19-0 |
| Wittenberg | L | 7-0 |
| Marietta | L | 53-0 |
| Ohio | L | 22-0 |
| Ohio Wesleyan | L | 48-0 |
| Miami (OH) | L | 40-0 |

1918 (3-0-2 Overall)

Coach: Boyd Chambers **League: Ohio**
Captain: Charles Shyroek

| | | | |
|---------|-----------------|---|------|
| Nov. 2 | FORT THOMAS | W | 6-0 |
| Nov. 9 | at Ohio | T | 6-6 |
| Nov. 23 | GEORGETOWN (KY) | W | 21-7 |
| Nov. 29 | MIAMI (OH) | T | 0-0 |
| Dec. 7 | XAVIER | W | 12-0 |

1919 (3-4-1 Overall)

Coach: Boyd Chambers **League: Ohio**
Captain: Bob Stack

| | | | |
|---------|---------------|---|-------|
| Oct. 4 | WILMINGTON | W | 34-0 |
| Oct. 11 | at Ohio State | L | 46-0 |
| Oct. 18 | KENYON | W | 18-0 |
| Oct. 25 | DENISON | L | 9-2 |
| Nov. 1 | at Wittenberg | T | 0-0 |
| Nov. 8 | KENTUCKY | W | 7-0 |
| Nov. 15 | at Tennessee | L | 33-12 |
| Nov. 27 | MIAMI (OH) | L | 14-0 |

1920 (4-5 Overall)

Coach: Boyd Chambers **League: Ohio**
Captain: Dan Fries

| | | | |
|----------|-------------------|---|-------|
| Sept. 25 | KENTUCKY WESLEYAN | W | 35-0 |
| Oct. 2 | KENYON | W | 45-0 |
| Oct. 9 | OHIO | W | 6-0 |
| Oct. 16 | DENISON | L | 21-0 |
| Oct. 23 | at Carnegie Tech | L | 27-17 |
| Oct. 30 | WITTENBERG | L | 13-9 |
| Nov. 6 | at Kentucky | L | 7-6 |
| Nov. 13 | MARIETTA | L | 28-0 |
| Nov. 25 | MIAMI (OH) | W | 7-0 |

1921 (2-6 Overall)

Coach: Boyd Chambers **League: Ohio**
Captain: Frank Crolley

| | | | | |
|----------|-------------------|---|---|-------|
| Sept. 24 | TOLEDO | H | W | 20-0 |
| Oct. 1 | at West Virginia | A | L | 50-0 |
| Oct. 15 | at Pittsburgh | A | L | 21-14 |
| Oct. 22 | KENTUCKY WESLEYAN | H | W | 115-0 |
| Oct. 29 | WITTENBERG | H | L | 7-2 |
| Nov. 5 | at Ohio | A | L | 7-6 |
| Nov. 12 | DENISON | H | L | 7-0 |
| Nov. 24 | MIAMI (OH) | H | L | 15-7 |

1922 (1-7-1 Overall)

Coach: George McLaren **League: Ohio**
Captain: Mike Palmer

| | | | | |
|----------|---------------|---|---|------|
| Sept. 30 | PITTSBURGH | H | L | 37-0 |
| Oct. 7 | at Kentucky | A | L | 15-0 |
| Oct. 14 | at Georgetown | A | L | 37-0 |
| Oct. 21 | OHIO WESLEYAN | H | L | 14-7 |
| Oct. 28 | at Case | A | W | 16-0 |
| Nov. 4 | WEST VIRGINIA | H | L | 34-0 |
| Nov. 11 | DENISON | H | L | 22-0 |
| Nov. 18 | at Wittenberg | A | T | 6-6 |
| Nov. 30 | MIAMI (OH) | H | L | 9-6 |

1923 (6-3 Overall)

Coach: George McLaren **League: Ohio**
Captains: Red Prather

| | | | | |
|----------|-------------------|---|---|------|
| Sept. 29 | KENTUCKY WESLEYAN | H | W | 17-0 |
| Oct. 6 | KENTUCKY | H | L | 14-0 |
| Oct. 12 | at Denison | A | L | 24-7 |
| Oct. 20 | at Ohio | A | W | 13-6 |
| Oct. 27 | WOOSTER | H | L | 20-7 |
| Nov. 3 | at Oberlin | A | W | 6-0 |
| Nov. 10 | OHIO NORTHERN | H | W | 15-7 |
| Nov. 17 | CASE | H | W | 69-0 |
| Nov. 22 | MIAMI (OH) | H | W | 23-0 |

1924 (2-6-1 Overall)

Coach: George McLaren **League: Ohio**
Captain: Tony McAndrews

| | | | | |
|----------|-------------------|---|---|-------|
| Sept. 27 | KENTUCKY WESLEYAN | H | T | 6-6 |
| Oct. 4 | GEORGETOWN (KY) | H | W | 33-21 |
| Oct. 11 | at Northwestern | A | L | 42-0 |
| Oct. 18 | DENISON | H | L | 13-7 |
| Oct. 25 | at Ohio Northern | A | L | 9-0 |
| Nov. 1 | DAYTON | H | L | 21-0 |
| Nov. 8 | OBERLIN | H | L | 13-0 |
| Nov. 15 | at Wooster | A | L | 32-0 |
| Nov. 27 | MIAMI (OH) | H | W | 8-7 |

1925 (4-5 Overall)

Coach: George McLaren **League: Buckeye**
Captain: John Pease

| | | | |
|----------|-----------------|---|-------|
| Sept. 26 | Transylvania | L | 21-15 |
| Oct. 3 | Hanover | W | 12-0 |
| Oct. 10 | Georgetown (KY) | W | 12-6 |
| Oct. 17 | Otterbein | W | 6-0 |
| Oct. 24 | Denison | L | 24-12 |
| Oct. 31 | Dayton | L | 23-0 |
| Nov. 7 | Wittenberg | W | 6-2 |
| Nov. 14 | Ohio | L | 13-2 |
| Nov. 26 | Miami (OH) | L | 33-0 |

1926 (3-5-1 Overall)

Coach: George McLaren **League: Buckeye**
Captain: Tiny Herman

| | | | |
|--|-------------------|---|-------|
| | Kentucky Wesleyan | W | 25-0 |
| | Otterbein | W | 21-6 |
| | Denison | L | 14-0 |
| | Marietta | W | 22-7 |
| | Ohio | L | 38-7 |
| | Western Reserve | L | 14-2 |
| | Dayton | L | 52-0 |
| | Wittenberg | L | 15-13 |
| | Miami (OH) | T | 6-6 |

1927 (2-5-2 Overall)

Coach: George Babcock **League: Buckeye**
Captain: Joseph Filger

| | | | |
|----------|-------------------|---|-------|
| Sept. 24 | Kentucky Wesleyan | L | 12-0 |
| Oct. 1 | Hanover | W | 35-6 |
| Oct. 8 | Wittenberg | L | 45-0 |
| Oct. 15 | Dayton | L | 9-0 |
| Oct. 22 | Marietta | T | 6-6 |
| Oct. 29 | Denison | L | 3-0 |
| Nov. 5 | Transylvania | W | 19-0 |
| Nov. 12 | Ohio | T | 7-7 |
| Nov. 24 | Miami (OH) | L | 17-14 |

1928 (1-8 Overall)

Coach: George Babcock **League: Buckeye**
Captain: John Schott

| | | | |
|----------|-------------------|---|------|
| Sept. 29 | Hanover | W | 20-6 |
| Oct. 6 | Kentucky Wesleyan | L | 6-0 |
| Oct. 13 | Ohio Wesleyan | L | 71-0 |
| Oct. 20 | Ohio | L | 65-0 |
| Oct. 27 | Wittenberg | L | 6-0 |
| Nov. 3 | Transylvania | L | 25-6 |
| Nov. 10 | Dayton | L | 25-6 |
| Nov. 17 | Denison | L | 9-0 |
| Nov. 29 | Miami (OH) | L | 34-0 |

1929 (4-4-1 Overall)

Coach: George Babcock **League: Buckeye**
Captain: Frank Dost

| | | | | |
|--|---------------|---|---|------|
| | CEDARVILLE | H | W | 19-0 |
| | at Louisville | A | W | 7-0 |
| | OHIO NORTHERN | H | W | 12-6 |
| | at Kenyon | A | W | 18-6 |
| | DENISON | H | T | 6-6 |
| | OHIO | H | L | 35-0 |
| | at Wittenberg | A | L | 13-7 |
| | OHIO WESLEYAN | H | L | 53-0 |
| | MIAMI (OH) | H | L | 14-6 |

1930 (5-4 Overall)

Coach: George Babcock **League: Buckeye**
Captain: Art Hallett

| | | | | |
|----------|-------------------|---|---|------|
| Sept. 27 | CEDARVILLE | H | W | 46-0 |
| Oct. 3 | KENTUCKY WESLEYAN | H | W | 6-0 |
| Oct. 11 | at Michigan State | A | L | 32-0 |
| Oct. 18 | OHIO WESLEYAN | H | L | 33-0 |
| Oct. 25 | DENISON | H | W | 13-6 |
| Nov. 1 | OHIO | H | L | 48-0 |
| Nov. 8 | MARIETTA | H | W | 20-7 |
| Nov. 15 | WITTENBERG | H | L | 12-0 |
| Nov. 27 | MIAMI (OH) | H | W | 6-0 |

ALL-TIME SCORES

1931 (5-4 Overall)

Coach: Dana King **League:** Buckeye
Captains: Cliff Goldmeyer

| | | | | |
|----------|---------------|---|---|------|
| Sept. 26 | RIO GRANDE | H | W | 19-6 |
| Oct. 3 | at Ohio State | A | L | 67-6 |
| Oct. 10 | DePAUW | H | L | 7-6 |
| Oct. 17 | MARIETTA | H | W | 50-0 |
| Oct. 24 | OHIO | H | L | 13-7 |
| Oct. 31 | MUSKINGUM | H | L | 15-0 |
| Nov. 7 | at Denison | A | W | 33-0 |
| Nov. 14 | HEIDELBERG | H | W | 46-7 |
| Nov. 26 | MIAMI (OH) | H | W | 20-0 |

1932 (7-2 Overall)

Coach: Dana King **League:** Buckeye
Captain: Bill Gilliland

| | | | | |
|----------|-----------------|---|---|-------|
| Sept. 24 | HANOVER | H | W | 51-0 |
| Oct. 1 | GEORGETOWN (KY) | H | W | 22-12 |
| Oct. 8 | BUTLER | H | W | 13-7 |
| Oct. 15 | SOUTH DAKOTA | H | W | 7-0 |
| Oct. 22 | DENISON | H | W | 6-0 |
| Oct. 29 | WITTENBERG | H | W | 25-6 |
| Nov. 5 | WABASH | H | W | 14-0 |
| Nov. 12 | at Ohio | A | L | 23-0 |
| Nov. 24 | MIAMI (OH) | H | L | 21-13 |

1933 (7-2 Overall)

BUCKEYE CONFERENCE CO-CHAMPIONS

Coach: Dana King **League:** Buckeye
Captain: Merle Williams

| | | | | |
|----------|------------------|---|---|------|
| Sept. 30 | RIO GRANDE | H | W | 20-0 |
| Oct. 7 | SOUTH DAKOTA | H | W | 13-0 |
| Oct. 14 | KENTUCKY | H | L | 3-0 |
| Oct. 21 | MARSHALL | H | W | 19-0 |
| Oct. 28 | BUTLER | H | W | 34-7 |
| Nov. 4 | at Ohio Wesleyan | A | W | 7-0 |
| Nov. 11 | at Wittenberg | A | W | 14-6 |
| Nov. 18 | OHIO | H | W | 2-0 |
| Nov. 30 | MIAMI (OH) | H | L | 6-2 |

1934 (6-2-1 Overall)

BUCKEYE CONFERENCE CHAMPIONS

Coach: Dana King **League:** Buckeye
Captain: George Smith

| | | | | |
|----------|-----------------|---|---|------|
| Sept. 29 | OTTERBEIN | H | W | 45-0 |
| Oct. 6 | KENTUCKY | H | L | 27-0 |
| Oct. 13 | at Vanderbilt | A | L | 32-0 |
| Oct. 20 | ASHLAND | H | W | 32-6 |
| Oct. 27 | GEORGETOWN (KY) | H | W | 45-0 |
| Nov. 3 | MARSHALL | H | W | 7-0 |
| Nov. 10 | at Ohio | A | T | 0-0 |
| Nov. 17 | OHIO WESLEYAN | H | W | 13-6 |
| Nov. 29 | MIAMI (OH) | H | W | 21-0 |

1935 (7-2 Overall)

Coach: Russ Cohen **League:** Buckeye
Captain: Ray Nolting

| | | | | |
|----------|--------------------|---|---|-------|
| Sept. 28 | DAYTON | H | W | 25-0 |
| Oct. 5 | SOUTH DAKOTA STATE | H | W | 38-0 |
| Oct. 12 | at Denison | A | W | 35-0 |
| Oct. 19 | INDIANA | H | W | 7-0 |
| Oct. 26 | BALTIMORE | H | W | 67-0 |
| Nov. 2 | at Ohio Wesleyan | A | L | 13-12 |
| Nov. 9 | MARSHALL | H | W | 39-13 |
| Nov. 16 | at Ohio | A | L | 16-6 |
| Nov. 28 | MIAMI (OH) | H | W | 8-7 |

1936 (1-5-3 Overall)

Coach: Russ Cohen **League:** Independent
Captain: Linus Haby

| | | | | |
|----------|---------------|---|---|-------|
| Sept. 26 | WEST VIRGINIA | H | L | 40-6 |
| Oct. 3 | BUTLER | H | T | 12-12 |
| Oct. 10 | GEORGETOWN | H | L | 7-0 |
| Oct. 17 | at Marshall | A | W | 13-7 |
| Oct. 24 | DAYTON | H | L | 21-13 |
| Oct. 31 | at Ohio | A | L | 10-7 |
| Nov. 7 | OHIO WESLEYAN | H | T | 0-0 |
| Nov. 14 | at Wisconsin | A | L | 27-6 |
| Nov. 26 | MIAMI (OH) | H | T | 0-0 |

1937 (0-10 Overall)

Coach: Russ Cohen **League:** Independent
Captain: Wade "Red" Woodworth

| | | | | |
|----------|------------------|---|---|------|
| Sept. 18 | MOREHEAD | H | L | 7-0 |
| Sept. 25 | WESTERN RESERVE | H | L | 32-6 |
| Oct. 2 | BUTLER | H | L | 13-0 |
| Oct. 9 | at Dayton | A | L | 35-0 |
| Oct. 16 | CASE | H | L | 21-0 |
| Oct. 23 | at Indiana | A | L | 27-0 |
| Oct. 30 | at Ohio Wesleyan | A | L | 20-6 |
| Nov. 6 | OHIO | H | L | 17-0 |
| Nov. 13 | at Marshall | A | L | 28-0 |
| Nov. 25 | MIAMI (OH) | H | L | 14-6 |

1938 (4-5 Overall)

Coach: Joe Meyer **League:** Independent
Captain: Harry Shelby

| | | | | |
|----------|-----------------|---|---|-------|
| Sept. 24 | LOUISVILLE | H | W | 19-9 |
| Oct. 1 | ILL. WESLEYAN | H | W | 6-0 |
| Oct. 8 | DAYTON | H | L | 26-6 |
| Oct. 14 | at Tampa | A | W | 7-6 |
| Oct. 22 | WESTERN RESERVE | H | L | 33-0 |
| Oct. 29 | at Ohio | A | L | 13-12 |
| Nov. 5 | OHIO WESLEYAN | H | W | 14-7 |
| Nov. 12 | MARSHALL | H | L | 27-9 |
| Nov. 24 | MIAMI (OH) | H | L | 16-7 |

1939 (4-3-2 Overall)

Coach: Joe Meyer **League:** Independent
Captain: Orville Kelchner

| | | | | |
|----------|--------------------|---|---|------|
| Sept. 30 | TAMPA | H | W | 26-7 |
| Oct. 6 | at Dayton | A | L | 32-2 |
| Oct. 14 | WEST VIRGINIA | H | L | 7-0 |
| Oct. 21 | at Wayne | A | W | 21-0 |
| Oct. 27 | at Western Reserve | A | T | 0-0 |
| Nov. 4 | CENTRE | H | T | 6-6 |
| Nov. 11 | BOSTON UNIVERSITY | H | L | 13-6 |
| Nov. 18 | SOUTH DAKOTA | H | W | 13-0 |
| Nov. 23 | MIAMI (OH) | H | W | 13-0 |

1940 (5-3-1 Overall)

Coach: Joe Meyer **League:** Independent
Captain: Otto Oppenheimer

| | | | | |
|----------|----------------------|---|---|------|
| Sept. 1 | HANOVER | H | W | 45-0 |
| Sept. 28 | LOUISVILLE | H | W | 7-0 |
| Oct. 5 | at Navy | A | L | 14-0 |
| Oct. 12 | CENTRE | H | W | 22-0 |
| Oct. 19 | at Boston University | A | L | 14-0 |
| Oct. 26 | DAYTON | H | L | 7-0 |
| Nov. 2 | CARNEGIE TECH | H | W | 7-6 |
| Nov. 9 | at West Virginia | A | T | 7-7 |
| Nov. 21 | MIAMI (OH) | H | W | 44-0 |

1941 (6-3 Overall)

Coach: Joe Meyer **League:** Independent
Captains: Ray Virgin

| | | | | |
|----------|----------------------|---|---|-------|
| Sept. 20 | TRANSYLVANIA | H | W | 46-0 |
| Sept. 27 | LOUISVILLE | H | W | 28-7 |
| Oct. 4 | at Boston University | A | L | 14-13 |
| Oct. 11 | WAYNE | H | W | 37-0 |
| Oct. 18 | CENTRE | H | W | 18-0 |
| Oct. 25 | at Tennessee | A | L | 21-6 |
| Nov. 1 | at Dayton | A | L | 3-0 |
| Nov. 8 | CARNEGIE TECH | H | W | 20-0 |
| Nov. 20 | MIAMI (OH) | H | W | 26-0 |

1942 (8-2 Overall)

Coach: Joe Meyer **League:** Independent
Captain: Nick Skorich

| | | | | |
|----------|--------------------|---|---|-------|
| Sept. 26 | LOUISVILLE | H | W | 51-0 |
| Oct. 3 | at Western Reserve | A | W | 18-7 |
| Oct. 10 | CENTRE | H | W | 21-0 |
| Oct. 17 | OHIO | H | W | 26-7 |
| Oct. 24 | (2) GEORGIA | H | L | 35-13 |
| Oct. 31 | BOSTON UNIVERSITY | H | W | 6-0 |
| Nov. 7 | at (13) Tennessee | A | L | 34-12 |
| Nov. 14 | DAYTON | H | W | 20-0 |
| Nov. 21 | XAVIER | H | W | 9-0 |
| Nov. 26 | MIAMI (OH) | H | W | 21-12 |

1943-44

No Football - World War II

1945 (4-4 Overall)

Coach: Ray Nolting **League:** Independent
Captain: None

| | | | | |
|----------|-----------------|---|---|-------|
| Sept. 22 | DENISON | H | W | 30-0 |
| Sept. 29 | at Kentucky | A | L | 13-7 |
| Oct. 6 | DePAUW | H | W | 7-0 |
| Oct. 13 | at Ohio | A | L | 20-19 |
| Oct. 27 | KENTUCKY | H | W | 16-7 |
| Nov. 3 | BALDWIN-WALLACE | H | W | 39-0 |
| Nov. 10 | at Detroit | A | L | 20-0 |
| Nov. 22 | MIAMI (OH) | H | L | 28-14 |

1946 (9-2 Overall)

Coach: Ray Nolting **League:** Independent
Captain: Elbie Nickel

| | | | | |
|---------------------------|-------------------|---|---|-------|
| Sept. 21 | at Indiana | A | W | 15-6 |
| Sept. 28 | KENTUCKY | H | L | 26-7 |
| Oct. 5 | MARSHALL | H | W | 39-14 |
| Oct. 12 | at Dayton | A | W | 19-0 |
| Oct. 19 | OHIO | H | W | 19-0 |
| Oct. 26 | at Michigan State | A | W | 18-7 |
| Nov. 2 | at Tulsa | A | L | 20-0 |
| Nov. 9 | XAVIER | H | W | 39-0 |
| Nov. 16 | WESTERN RESERVE | H | W | 34-7 |
| Nov. 28 | MIAMI (OH) | H | W | 13-7 |
| SUN BOWL - El Paso, Texas | | | | |
| Jan. 1 | vs. Virginia Tech | N | W | 18-6 |

1947 (7-3 Overall)

MID-AMERICAN CONFERENCE CHAMPIONS

Coach: Ray Nolting **League:** Mid-American
Captains: Al Sabato, Dick Langenbeck

| | | | | |
|----------|--------------------|---|---|-------|
| Sept. 27 | at Kentucky | A | L | 20-0 |
| Oct. 4 | ST. BONAVENTURE | H | W | 20-14 |
| Oct. 11 | DAYTON | H | L | 26-21 |
| Oct. 18 | OKLAHOMA CITY | H | W | 20-13 |
| Oct. 25 | XAVIER | H | W | 27-25 |
| Nov. 1 | at Ohio | A | W | 34-0 |
| Nov. 8 | MIAMI (FL) | H | W | 20-7 |
| Nov. 15 | at Western Reserve | A | W | 7-6 |
| Nov. 22 | BUTLER | H | W | 26-19 |
| Nov. 27 | MIAMI (OH) | H | L | 38-7 |

1948 (3-6-1 Overall)

Coach: Ray Nolting **League:** Mid-American
Captain: Roger Stephens

| | | | | |
|----------|----------------------|---|---|-------|
| Sept. 25 | HARDIN-SIMMONS | H | T | 7-7 |
| Oct. 2 | XAVIER | H | L | 13-7 |
| Oct. 9 | OHIO | H | W | 18-13 |
| Oct. 16 | at Mississippi State | A | L | 27-0 |
| Oct. 23 | at Butler | A | W | 16-7 |
| Oct. 30 | KENTUCKY | H | L | 28-7 |
| Nov. 5 | at Miami (FL) | A | L | 36-6 |
| Nov. 13 | WESTERN RESERVE | H | W | 26-13 |
| Nov. 20 | (14) TULANE | H | L | 6-0 |
| Nov. 25 | MIAMI (OH) | H | L | 43-19 |

1949 (7-4 Overall)

MID-AMERICAN CONFERENCE CHAMPIONS

Coach: Sid Gillman **League:** Mid-American
Captain: Thurman Owens

| | | | | |
|---------------------------|-------------------|---|---|-------|
| Sept. 17 | NEVADA | H | L | 41-21 |
| Sept. 24 | HARDIN-SIMMONS | H | W | 27-21 |
| Oct. 1 | at Pacific | A | L | 34-7 |
| Oct. 8 | WESTERN MICHIGAN | H | W | 27-6 |
| Oct. 15 | MISSISSIPPI STATE | H | W | 19-0 |
| Oct. 22 | WESTERN RESERVE | H | W | 21-13 |
| Oct. 29 | at (14) Kentucky | A | L | 14-7 |
| Nov. 5 | at Ohio | A | W | 34-13 |
| Nov. 12 | XAVIER | H | L | 20-14 |
| Nov. 24 | MIAMI (OH) | H | W | 27-6 |
| GLASS BOWL - Toledo, Ohio | | | | |
| Dec. 3 | at Toledo | N | W | 33-13 |

1950 (8-4 Overall)

Coach: Sid Gillman **League:** Mid-American
Captains: Pete St. Clair

| | | | | |
|----------|---------------------|---|---|-------|
| Sept. 16 | TEXAS WESTERN | H | W | 32-0 |
| Sept. 23 | HARDIN-SIMMONS | H | W | 9-7 |
| Sept. 30 | at William & Mary | A | L | 20-14 |
| Oct. 7 | LOUISVILLE | H | W | 28-20 |
| Oct. 14 | at (5) Kentucky | A | L | 41-7 |
| Oct. 21 | at Western Michigan | A | W | 27-6 |
| Oct. 28 | WESTERN RESERVE | H | W | 48-6 |
| Nov. 4 | OHIO | H | W | 23-0 |
| Nov. 11 | PACIFIC | H | W | 14-7 |
| Nov. 18 | XAVIER | H | W | 33-20 |
| Nov. 25 | MIAMI (OH) | H | L | 28-0 |
| Jan. 1 | West Texas State ^ | N | L | 14-13 |

^ - Sun Bowl - El Paso, Texas

1951 (10-1 Overall)

MID-AMERICAN CONFERENCE CHAMPIONS

Coach: Sid Gillman **League:** Mid-American
Captains: Ralph Staub, Nick Shundrich

| | | | | |
|----------|-------------------|---|---|-------|
| Sept. 15 | VMI | H | W | 26-7 |
| Sept. 22 | at Kansas State | A | W | 34-0 |
| Sept. 29 | TULSA | H | W | 47-35 |
| Oct. 6 | HAWAII | H | W | 34-0 |
| Oct. 13 | LOUISVILLE | H | W | 38-0 |
| Oct. 20 | WESTERN RESERVE | H | W | 41-0 |
| Oct. 27 | TEXAS WESTERN | H | W | 53-18 |
| Nov. 3 | at Hardin-Simmons | A | W | 13-12 |
| Nov. 10 | at Ohio | A | W | 40-0 |
| Nov. 17 | XAVIER | H | L | 26-0 |
| Nov. 24 | MIAMI (OH) | H | W | 19-14 |

1952 (8-1-1 Overall)

MID-AMERICAN CONFERENCE CHAMPIONS

Coach: Sid Gillman **League:** Mid-American
Captain: Glenn Sample

| | | | | |
|----------|--------------------|---|---|-------|
| Sept. 20 | DAYTON | H | W | 25-0 |
| Sept. 27 | KANSAS STATE | H | W | 13-6 |
| Oct. 4 | at Tulsa | A | T | 14-14 |
| Oct. 11 | XAVIER | H | W | 20-13 |
| Oct. 18 | WABASH | H | W | 27-7 |
| Oct. 25 | KENTUCKY | H | L | 14-6 |
| Nov. 1 | at Western Reserve | A | W | 41-2 |
| Nov. 8 | OHIO | H | W | 41-7 |
| Nov. 15 | WASHINGTON & LEE | H | W | 54-0 |
| Nov. 27 | MIAMI (OH) | H | W | 34-9 |

1953 (9-1 Overall)

Coach: Sid Gillman **League:** Independent
Captains: Don Fritz, Dom Del Bene

| | | | | |
|----------|-----------------|---|---|------|
| Sept. 19 | at Tulsa | A | W | 14-7 |
| Sept. 26 | at Marquette | A | L | 31-7 |
| Oct. 3 | WILLIAM & MARY | H | W | 57-7 |
| Oct. 10 | TOLEDO | H | W | 41-7 |
| Oct. 17 | XAVIER | H | W | 20-6 |
| Oct. 24 | WESTERN RESERVE | H | W | 66-0 |
| Oct. 31 | DAYTON | H | W | 27-0 |
| Nov. 7 | at Louisville | A | W | 41-0 |
| Nov. 14 | VMI | H | W | 67-0 |
| Nov. 26 | MIAMI (OH) | H | W | 14-0 |

1954 (8-2 Overall)

Coach: Sid Gillman **League:** Independent
Captain: Dick Goist

| | | | | |
|----------|------------------|---|---|-------|
| Sept. 18 | at Detroit | A | W | 21-13 |
| Sept. 25 | DAYTON | H | W | 42-13 |
| Oct. 2 | TULSA | H | W | 40-7 |
| Oct. 9 | at Marquette | A | W | 30-13 |
| Oct. 16 | HARDIN-SIMMONS | H | W | 27-13 |
| Oct. 23 | XAVIER | H | W | 33-0 |
| Oct. 30 | PACIFIC | H | W | 13-7 |
| Nov. 6 | at Arizona State | A | W | 34-7 |
| Nov. 13 | WICHITA | H | L | 13-0 |
| Nov. 25 | MIAMI (OH) | H | L | 21-9 |

1955 (1-6-2 Overall)

Coach: George Blackburn **League:** Independent
Captain: Joe Miller

| | | | | |
|----------|-----------------|---|---|-------|
| Sept. 24 | DAYTON | H | L | 15-14 |
| Oct. 1 | at Pacific | A | L | 27-13 |
| Oct. 8 | XAVIER | H | L | 37-0 |
| Oct. 15 | MARQUETTE | H | W | 13-12 |
| Oct. 22 | at Tulsa | A | T | 21-21 |
| Oct. 29 | DETROIT | H | T | 0-0 |
| Nov. 5 | at Wichita | A | L | 20-16 |
| Nov. 12 | HARDIN-SIMMONS | H | L | 53-20 |
| Nov. 24 | (16) MIAMI (OH) | H | L | 14-0 |

ALL-TIME SCORES

1956 (4-5 Overall)

Coach: George Blackburn **League:** Independent
Captain: Jack Gordon

| | | | | |
|----------|--------------|---|---|-------|
| Sept. 22 | DAYTON | H | L | 19-13 |
| Sept. 29 | TULSA | H | W | 7-6 |
| Oct. 6 | at Pacific | A | L | 21-15 |
| Oct. 13 | XAVIER | H | L | 34-14 |
| Oct. 20 | at Navy | A | L | 13-7 |
| Oct. 27 | at Marquette | A | W | 33-13 |
| Nov. 3 | DETROIT | H | W | 33-7 |
| Nov. 10 | WICHITA | H | W | 21-0 |
| Nov. 22 | MIAMI (OH) | H | L | 27-13 |

1957 (5-4-1 Overall)

Coach: George Blackburn **League:** Missouri Valley
Captains: Dick Seomin, Ron Couch

| | | | | |
|----------|------------|---|---|-------|
| Sept. 21 | DAYTON | H | T | 13-13 |
| Sept. 28 | at Wichita | A | W | 19-13 |
| Oct. 5 | HOUSTON | H | L | 7-0 |
| Oct. 12 | XAVIER | H | W | 23-14 |
| Oct. 19 | MARQUETTE | H | W | 14-0 |
| Oct. 26 | PACIFIC | H | W | 7-2 |
| Nov. 2 | DETROIT | H | L | 20-12 |
| Nov. 9 | at Indiana | A | W | 21-0 |
| Nov. 16 | at Tulsa | A | L | 12-7 |
| Nov. 28 | MIAMI (OH) | H | L | 20-14 |

1958 (6-2-2 Overall)

Coach: George Blackburn **League:** Missouri Valley
Captain: Bob Del Rosa

| | | | | |
|----------|----------------------|---|---|-------|
| Sept. 20 | DAYTON | H | W | 14-0 |
| Sept. 27 | WICHITA | H | T | 16-16 |
| Oct. 4 | (19) HOUSTON | H | L | 34-13 |
| Oct. 11 | XAVIER | H | W | 14-8 |
| Oct. 18 | at Pacific | A | W | 12-6 |
| Oct. 25 | OKLAHOMA STATE | H | L | 19-14 |
| Nov. 1 | at North Texas State | A | T | 8-8 |
| Nov. 8 | TULSA | H | W | 15-6 |
| Nov. 15 | at Marquette | A | W | 15-0 |
| Nov. 27 | MIAMI (OH) | H | W | 18-7 |

1959 (5-4-1 Overall)

Coach: George Blackburn **League:** Missouri Valley
Captain: Jim Leo

| | | | | |
|----------|-------------------|---|---|-------|
| Sept. 19 | at Oklahoma State | A | W | 22-9 |
| Sept. 26 | DAYTON | H | W | 21-7 |
| Oct. 3 | at Houston | A | L | 13-12 |
| Oct. 10 | NORTH TEXAS STATE | H | L | 21-6 |
| Oct. 17 | at Wichita | A | T | 28-28 |
| Oct. 24 | PACIFIC | H | W | 21-14 |
| Oct. 31 | XAVIER | H | W | 28-0 |
| Nov. 7 | at Tulsa | A | L | 14-7 |
| Nov. 14 | MARQUETTE | H | L | 35-34 |
| Nov. 26 | MIAMI (OH) | H | W | 14-7 |

1960 (4-6 Overall)

Coach: George Blackburn **League:** Missouri Valley
Captains: Howard Converse

| | | | | |
|----------|----------------------|---|---|-------|
| Sept. 17 | HARDIN-SIMMONS | H | W | 15-14 |
| Sept. 24 | DAYTON | H | W | 27-21 |
| Oct. 1 | at North Texas State | A | W | 21-0 |
| Oct. 7 | at Detroit | A | L | 14-0 |
| Oct. 15 | WICHITA | H | L | 25-8 |
| Oct. 22 | TULSA | H | L | 34-3 |
| Oct. 29 | XAVIER | H | L | 5-0 |
| Nov. 5 | at Houston | A | L | 14-0 |
| Nov. 12 | at Marquette | A | W | 33-13 |
| Nov. 19 | MIAMI (OH) | H | L | 10-6 |

1961 (3-7 Overall)

Coach: Chuck Studley **League:** Missouri Valley
Captains: Ken Byers, Don Ross

| | | | | |
|----------|-------------------|---|---|-------|
| Sept. 16 | DAYTON | H | W | 16-12 |
| Sept. 23 | at Boston College | A | L | 23-0 |
| Sept. 30 | at Wichita | A | L | 21-13 |
| Oct. 7 | XAVIER | H | L | 17-12 |
| Oct. 14 | AIR FORCE | H | L | 8-6 |
| Oct. 21 | HOUSTON | H | L | 13-7 |
| Oct. 28 | NORTH TEXAS STATE | H | W | 21-9 |
| Nov. 4 | at Tulsa | A | L | 19-0 |
| Nov. 18 | MIAMI (OH) | H | L | 3-7 |
| Nov. 25 | DETROIT | H | W | 19-13 |

1962 (2-8 Overall, 1-2 MVC)

Coach: Chuck Studley **League:** Missouri Valley
Captains: Rufus Simmons, Phil Goldner

| | | | | |
|----------|----------------------|---|---|-------|
| Sept. 22 | DAYTON | H | W | 13-0 |
| Sept. 29 | INDIANA | H | L | 26-6 |
| Oct. 6 | WICHITA STATE | H | W | 27-15 |
| Oct. 20 | at North Texas State | A | L | 14-8 |
| Oct. 27 | RICHMOND | H | L | 21-20 |
| Nov. 3 | TULSA | H | L | 24-18 |
| Nov. 9 | at Detroit | A | L | 15-14 |
| Nov. 17 | MIAMI (OH) | H | L | 38-16 |
| Nov. 24 | XAVIER | H | L | 7-6 |
| Dec. 1 | at Houston | A | L | 42-14 |

1963 (6-4 Overall, 3-1 MVC)

MISSOURI VALLEY CONFERENCE CO-CHAMPIONS

Coach: Chuck Studley **League:** Missouri Valley
Captain: Darrell Cauley

| | | | | |
|----------|-------------------|---|---|-------|
| Sept. 21 | DRAKE | H | W | 28-0 |
| Sept. 28 | at Army | A | L | 22-0 |
| Oct. 5 | XAVIER | H | W | 35-22 |
| Oct. 12 | at Tulsa | A | W | 21-15 |
| Oct. 19 | DETROIT | H | W | 35-0 |
| Oct. 26 | at Indiana | A | L | 20-6 |
| Nov. 2 | DAYTON | H | W | 35-8 |
| Nov. 9 | NORTH TEXAS STATE | H | W | 39-7 |
| Nov. 16 | at Wichita State | A | L | 23-20 |
| Nov. 28 | MIAMI (OH) | H | L | 21-19 |

1964 (8-2 Overall, 4-0 MVC)

MISSOURI VALLEY CONFERENCE CHAMPIONS

Coach: Chuck Studley **League:** Missouri Valley
Captains: Brig Owens, Jerry Momper

| | | | | |
|----------|----------------------|---|---|-------|
| Sept. 26 | DAYTON | H | W | 20-10 |
| Oct. 2 | at Detroit | A | W | 19-0 |
| Oct. 10 | XAVIER | H | W | 35-6 |
| Oct. 17 | at Boston College | A | L | 10-0 |
| Oct. 24 | TULSA | H | W | 28-23 |
| Oct. 31 | GEORGE WASHINGTON | H | L | 17-15 |
| Nov. 7 | at North Texas State | A | W | 27-6 |
| Nov. 14 | at Wichita State | A | W | 19-7 |
| Nov. 21 | MIAMI (OH) | H | W | 28-14 |
| Nov. 28 | at Houston | A | W | 20-6 |

1965 (5-5 Overall, 2-2 MVC)

Coach: Chuck Studley **League:** Missouri Valley
Captains: Dick Fugere

| | | | | |
|----------|----------------------|---|---|-------|
| Sept. 18 | DAYTON | H | W | 28-0 |
| Sept. 24 | at Houston | A | L | 21-6 |
| Oct. 2 | WICHITA STATE | H | W | 14-6 |
| Oct. 9 | XAVIER | H | L | 14-3 |
| Oct. 15 | at George Washington | A | W | 13-3 |
| Oct. 23 | at Tulsa | A | L | 49-6 |
| Oct. 30 | NORTH TEXAS STATE | H | L | 28-24 |
| Nov. 6 | at Kansas State | A | W | 21-14 |
| Nov. 13 | SOUTH DAKOTA | H | W | 41-0 |
| Nov. 20 | MIAMI (OH) | H | L | 37-7 |

1966 (3-7 Overall, 2-2 MVC)

Coach: Chuck Studley **League:** Missouri Valley
Captains: Jay Bachman, John Parker

| | | | | |
|----------|----------------------|---|---|-------|
| Sept. 24 | DAYTON | H | L | 23-7 |
| Oct. 1 | at Wichita State | A | W | 20-6 |
| Oct. 8 | XAVIER | H | L | 25-13 |
| Oct. 15 | at Tulane | A | L | 28-21 |
| Oct. 22 | KANSAS STATE | H | W | 28-14 |
| Oct. 29 | TULSA | H | L | 13-0 |
| Nov. 5 | at North Texas State | A | L | 35-13 |
| Nov. 12 | LOUISVILLE | H | W | 17-3 |
| Nov. 19 | at Memphis | A | L | 26-14 |
| Nov. 26 | MIAMI (OH) | H | L | 28-8 |

1967 (3-6 Overall, 2-2 MVC)

Coach: Homer Rice **League:** Missouri Valley
Captains: Tony Jackson, Jerry Mislik

| | | | | |
|----------|-------------------|---|---|-------|
| Sept. 23 | DAYTON | H | L | 27-13 |
| Sept. 30 | at Memphis | A | L | 17-0 |
| Oct. 7 | WICHITA STATE | H | W | 14-6 |
| Oct. 14 | XAVIER | H | L | 15-10 |
| Oct. 21 | at Tulsa | A | L | 35-6 |
| Oct. 28 | NORTH TEXAS STATE | H | L | 34-14 |
| Nov. 4 | BOSTON COLLEGE | H | W | 27-21 |
| Nov. 11 | at Louisville | A | W | 13-7 |
| Nov. 18 | MIAMI (OH) | H | L | 27-14 |

1968 (5-4-1 Overall, 3-2 MVC)

Coach: Homer Rice **League:** Missouri Valley
Captains: Greg Cook, Milt Balkum

| | | | | |
|----------|----------------------|---|---|-------|
| Sept. 21 | at Texas Tech | A | T | 10-10 |
| Sept. 28 | XAVIER | H | W | 17-14 |
| Oct. 4 | at (12) Houston | A | L | 71-33 |
| Oct. 12 | TAMPA | H | W | 31-28 |
| Oct. 19 | at Wichita State | A | W | 40-27 |
| Oct. 26 | TULSA | H | L | 34-27 |
| Nov. 2 | at North Texas State | A | L | 55-34 |
| Nov. 9 | LOUISVILLE | H | W | 37-7 |
| Nov. 16 | OHIO | H | L | 60-48 |
| Nov. 23 | MIAMI (OH) | H | W | 23-21 |

1969 (4-6 Overall, 2-3 MVC)

Coach: Ray Callahan **League:** Missouri Valley
Captains: Bob Merkich, Jim Nelson

| | | | | |
|----------|-------------------|---|---|-------|
| Sept. 13 | at West Virginia | A | L | 57-11 |
| Sept. 20 | WILLIAM & MARY | H | W | 26-18 |
| Oct. 4 | XAVIER | H | W | 17-14 |
| Oct. 11 | MEMPHIS | H | L | 52-6 |
| Oct. 18 | WICHITA STATE | H | W | 21-14 |
| Oct. 25 | at Tulsa | A | L | 40-24 |
| Nov. 1 | NORTH TEXAS STATE | H | L | 31-30 |
| Nov. 8 | at Louisville | A | W | 31-21 |
| Nov. 15 | at Ohio | A | L | 46-6 |
| Nov. 22 | MIAMI (OH) | H | L | 36-20 |

1970 (7-4 Overall)

Coach: Ray Callahan **League:** Independent
Captains: Bob Bell, Mark Mercurio, Earl Wilson

| | | | | |
|----------|----------------------|---|---|-------|
| Sept. 12 | at Tulsa | A | L | 7-3 |
| Sept. 19 | DAYTON (RS) | H | W | 13-7 |
| Sept. 26 | at William & Mary | A | W | 17-10 |
| Oct. 2 | TULANE | H | L | 6-3 |
| Oct. 10 | XAVIER | H | W | 42-0 |
| Oct. 24 | OHIO | H | W | 29-21 |
| Oct. 31 | at Wichita State | A | W | 35-5 |
| Nov. 7 | at North Texas State | A | W | 30-10 |
| Nov. 14 | LOUISVILLE | H | L | 28-14 |
| Nov. 21 | MIAMI (OH) | H | W | 33-0 |
| Nov. 28 | at Memphis | A | L | 14-10 |

1971 (7-4 Overall)

Coach: Ray Callahan **League:** Independent
Captains: Albert Johnson, Ken Weingart, Craig Heneveld, Ron Bryant

| | | | | |
|----------|-------------------|---|---|-------|
| Sept. 11 | at Dayton | A | L | 16-3 |
| Sept. 18 | KENT | H | W | 42-20 |
| Sept. 25 | HOUSTON | H | L | 12-3 |
| Oct. 2 | at Texas A&M | A | W | 17-0 |
| Oct. 9 | XAVIER | H | W | 30-7 |
| Oct. 16 | WICHITA STATE | H | W | 20-7 |
| Oct. 30 | MEMPHIS | H | L | 45-21 |
| Nov. 6 | NORTH TEXAS STATE | H | W | 40-7 |
| Nov. 13 | OHIO | H | W | 23-15 |
| Nov. 20 | at Miami (OH) | A | L | 43-7 |
| Nov. 27 | at Louisville | A | W | 19-16 |

1972 (2-9 Overall)

Coach: Ray Callahan **League:** Independent
Captain: Billy Hunter

| | | | | |
|----------|----------------------|---|---|-------|
| Sept. 9 | at Indiana State | A | W | 10-7 |
| Sept. 16 | at (2) Colorado | A | L | 56-14 |
| Sept. 23 | XAVIER | H | L | 19-7 |
| Sept. 30 | VILLANOVA | H | W | 14-7 |
| Oct. 7 | OHIO | H | L | 28-14 |
| Oct. 14 | at Wichita State | A | L | 20-17 |
| Oct. 28 | LOUISVILLE | H | L | 38-13 |
| Nov. 4 | at North Texas State | A | L | 27-25 |
| Nov. 11 | at Memphis | A | L | 49-24 |
| Nov. 18 | MIAMI (OH) | H | L | 23-0 |
| Nov. 25 | at Houston | A | L | 49-0 |

1973 (4-7 Overall)

Coach: Tony Mason **League:** Independent
Captain: Evan Jolitz

| | | | | |
|----------|--------------------|---|---|-------|
| Sept. 15 | XAVIER | H | W | 40-7 |
| Sept. 22 | at Villanova | A | L | 14-7 |
| Sept. 29 | at Tulsa | A | L | 16-13 |
| Oct. 6 | at Temple | A | L | 16-15 |
| Oct. 13 | S.W. LOUISIANA | H | W | 27-0 |
| Oct. 20 | WICHITA STATE | H | W | 27-6 |
| Oct. 27 | at Louisville | A | L | 10-8 |
| Nov. 3 | NORTH TEXAS STATE | H | W | 52-3 |
| Nov. 10 | at Ohio | A | L | 14-8 |
| Nov. 17 | at (17) Miami (OH) | A | L | 6-0 |
| Nov. 24 | MEMPHIS | H | L | 17-13 |

1974 (7-4 Overall)

Coach: Tony Mason **League:** Independent
Captains: Tom Rose, Tom Marvaso

| | | | | |
|----------|------------------|---|---|-------|
| Sept. 14 | at Washington | A | L | 21-17 |
| Sept. 21 | at Rice | A | W | 28-21 |
| Sept. 28 | LOUISVILLE | H | W | 7-6 |
| Oct. 12 | at Memphis | A | L | 13-7 |
| Oct. 19 | at Wichita State | A | W | 43-0 |
| Oct. 25 | at Houston | A | L | 27-6 |
| Nov. 2 | TEMPLE | H | W | 22-20 |
| Nov. 9 | OHIO | H | W | 35-13 |
| Nov. 16 | (12) MIAMI (OH) | H | L | 27-7 |
| Nov. 23 | CHATTANOOGA | H | W | 35-20 |
| Nov. 30 | LOUISIANA-MONROE | H | W | 20-7 |

1975 (6-5 Overall)

Coach: Tony Mason **League:** Independent
Captains: Jay Bonds, Paul Hunter

| | | | | |
|----------|--------------------|---|---|-------|
| Sept. 13 | RICHMOND | H | W | 19-6 |
| Sept. 20 | MEMPHIS | H | W | 13-3 |
| Sept. 27 | at Louisville | A | W | 46-27 |
| Oct. 4 | at Temple | A | L | 21-17 |
| Oct. 11 | at Tulsa | A | L | 24-16 |
| Oct. 18 | ARKANSAS STATE | H | L | 14-9 |
| Oct. 25 | SW LOUISIANA | H | W | 23-17 |
| Nov. 1 | HOUSTON | H | W | 28-23 |
| Nov. 8 | (16) MARYLAND (RS) | H | L | 21-19 |
| Nov. 15 | at Ohio | A | W | 6-5 |
| Nov. 22 | at (16) Miami (OH) | A | L | 21-13 |

1976 (9-2 Overall)

Coach: Tony Mason **League:** Independent
Captains: Mike Woods, Howie Kurnick

| | | | | |
|----------|-------------------|---|---|-------|
| Sept. 11 | at Tulane | A | W | 21-14 |
| Sept. 18 | **at SW Louisiana | A | L | 7-3 |
| Sept. 25 | MIAMI (OH) | H | W | 17-0 |
| Oct. 2 | at Southern Miss | A | W | 28-21 |
| Oct. 9 | at Arizona State | A | W | 14-0 |
| Oct. 16 | TULSA | H | W | 16-7 |
| Oct. 23 | at (10) Georgia | A | L | 31-17 |
| Oct. 30 | at (5) Maryland | A | L | 21-0 |
| Nov. 6 | OHIO | H | W | 35-0 |
| Nov. 13 | VANDERBILT | H | W | 33-7 |
| Nov. 20 | LOUISVILLE | H | W | 20-6 |

** - Later won by forfeit

1977 (5-4-2 Overall)

Coach: Ralph Staub **League:** Independent
Captains: Gardner Cobb, Howie Kurnick, Napoleon Outlaw, Dan Rains, Mike Woods

| | | | | |
|----------|------------------|---|---|-------|
| Sept. 10 | NORTHWESTERN ST | H | W | 41-0 |
| Sept. 17 | at Louisville | A | T | 17-17 |
| Sept. 24 | LOUISIANA-MONROE | H | W | 63-0 |
| Oct. 1 | SOUTHERN MISS | H | W | 17-6 |
| Oct. 8 | at Florida State | A | L | 14-0 |
| Oct. 15 | at Tulane | A | L | 16-13 |
| Oct. 22 | TULSA | H | W | 28-0 |
| Oct. 29 | TEMPLE | H | T | 17-17 |
| Nov. 5 | at Ohio | A | W | 38-26 |
| Nov. 19 | at Vanderbilt | A | L | 13-9 |
| Nov. 24 | MIAMI (OH) | H | L | 12-7 |

1978 (5-6 Overall)

Coach: Ralph Staub **League:** Independent
Captains: Dwayne Berry, Jim Daley, Howie Kurnick, Mike Rock

| | | | | |
|----------|-----------------------|---|---|-------|
| Sept. 16 | SOUTHERN MISS | H | W | 26-14 |
| Sept. 23 | LOUISVILLE | H | L | 28-14 |
| Sept. 30 | at Richmond | A | L | 51-28 |
| Oct. 7 | at (18) Florida State | A | L | 26-21 |
| Oct. 14 | at Temple | A | L | 16-13 |
| Oct. 21 | TULSA | H | L | 27-26 |
| Oct. 28 | at SW Louisiana | A | W | 38-13 |
| Nov. 4 | LOUISIANA-MONROE | H | W | 20-7 |
| Nov. 11 | OHIO | H | W | 35-0 |
| Nov. 18 | at Miami (OH) | A | L | 28-24 |
| Nov. 25 | at Memphis | A | W | 34-14 |

1979 (2-9 Overall)

Coach: Ralph Staub **League:** Independent
Captains: Farley Bell, Ed Kloboves, Mike Rogers, Dan Vete

| | | | | |
|----------|------------------------|---|---|-------|
| Sept. 15 | at Southern Miss | A | L | 24-6 |
| Sept. 22 | at Louisville | A | L | 22-19 |
| Sept. 29 | VILLANOVA | H | W | 27-13 |
| Oct. 6 | at (18) North Carolina | A | L | 35-14 |
| Oct. 13 | at Pittsburgh | A | L | 35-0 |
| Oct. 20 | at Temple | A | L | 35-20 |
| Oct. 27 | RICHMOND | H | W | 17-14 |
| Nov. 3 | (6) FLORIDA STATE | H | L | 26-21 |
| Nov. 10 | OHIO | H | L | 27-7 |
| Nov. 17 | at Miami (OH) | A | L | 27-14 |
| Nov. 24 | at Memphis | A | L | 23-17 |

ALL-TIME SCORES

1980 (2-9 Overall)

Coach: Ralph Staub **League:** Independent
Captains: Scott Heineman, Karl Woods

| | | | | |
|----------|------------------------|---|---|-------|
| Sept. 6 | at West Virginia | A | L | 41-27 |
| Sept. 13 | at Tulsa | A | L | 31-13 |
| Sept. 20 | at Rutgers | A | L | 24-7 |
| Sept. 27 | WICHITA STATE | H | L | 13-8 |
| Oct. 4 | at Villanova | A | L | 23-6 |
| Oct. 11 | at (17) South Carolina | A | L | 49-7 |
| Oct. 18 | at Temple | A | L | 23-7 |
| Oct. 25 | at Richmond | A | L | 24-10 |
| Nov. 1 | MEMPHIS | H | W | 14-10 |
| Nov. 8 | at Louisville | A | L | 20-0 |
| Nov. 22 | MIAMI (OH) | H | W | 23-13 |

1981 (6-5 Overall)

Coach: Mike Gottfried **League:** Independent
Captains: James Bettis, Mike Brookins, Mike Gates, Tim Schira, Kari Yli-Renko

| | | | | |
|----------|-------------------|---|---|-------|
| Sept. 5 | YOUNGSTOWN STATE | H | L | 19-13 |
| Sept. 12 | at (9) Penn State | A | L | 52-0 |
| Sept. 19 | at (7) Pittsburgh | A | L | 38-7 |
| Sept. 26 | RUTGERS | H | W | 10-0 |
| Oct. 3 | at Ohio | A | W | 19-9 |
| Oct. 10 | RICHMOND | H | W | 27-18 |
| Oct. 17 | TEMPLE | H | L | 24-13 |
| Oct. 24 | TULANE | H | W | 17-13 |
| Oct. 31 | MEMPHIS | H | W | 38-7 |
| Nov. 14 | LOUISVILLE | H | W | 24-0 |
| Nov. 21 | at Miami (OH) | A | L | 7-3 |

1982 (6-5 Overall)

Coach: Mike Gottfried **League:** Independent
Captains: Danny Barrett, Mike Gates, Antonio Gibson, Joe Olding, George Warhop

| | | | | |
|----------|---------------------|---|---|-------|
| Sept. 4 | at Florida State | A | L | 38-31 |
| Sept. 11 | LOUISVILLE (RS) | H | W | 38-16 |
| Sept. 25 | YOUNGSTOWN STATE | H | W | 52-3 |
| Oct. 2 | at South Carolina | A | L | 37-10 |
| Oct. 9 | LONG BEACH ST. (RS) | H | W | 34-14 |
| Oct. 16 | at Memphis | A | W | 16-7 |
| Oct. 23 | at (7) Alabama | A | L | 21-3 |
| Oct. 30 | at Temple | A | L | 41-7 |
| Nov. 13 | MORGAN STATE (RS) | H | W | 52-0 |
| Nov. 18 | MIAMI (OH) (RS) | H | W | 20-10 |
| Nov. 27 | at Miami (FL) | A | L | 19-13 |

1983 (4-6-1 Overall)

Coach: Watson Brown **League:** Independent
Captains: Gene Beck, Bill Booze, Don Goodman, George Jamison, Linwood Marshall

| | | | | |
|----------|---------------------|---|---|-------|
| Sept. 10 | at (20) Penn State | A | W | 14-3 |
| Sept. 17 | OKLAHOMA STATE | H | L | 27-17 |
| Sept. 24 | at Louisville | A | L | 31-23 |
| Oct. 1 | CORNELL (RS) | H | W | 48-20 |
| Oct. 8 | TEMPLE (RS) | H | W | 31-16 |
| Oct. 15 | at Florida State | A | L | 43-17 |
| Oct. 22 | (8) MIAMI (FL) (RS) | H | L | 17-7 |
| Oct. 29 | at Kentucky | A | T | 13-13 |
| Nov. 5 | RUTGERS (RS) | H | W | 18-7 |
| Nov. 12 | MEMPHIS (RS) | H | L | 43-10 |
| Nov. 19 | at Miami (OH) | A | L | 14-10 |

1984 (2-9 Overall)

Coach: Dave Currey **League:** Independent
Captains: Troy Bodine, Tom Egenoff

| | | | | |
|----------|----------------------|---|---|-------|
| Sept. 8 | AKRON | H | W | 28-27 |
| Sept. 15 | YOUNGSTOWN STATE | H | L | 27-23 |
| Sept. 22 | at Memphis | A | L | 47-7 |
| Sept. 29 | at Rutgers | A | L | 43-15 |
| Oct. 13 | (10) MIAMI (FL) (RS) | H | L | 49-25 |
| Oct. 20 | at (17) Florida | A | L | 48-17 |
| Oct. 27 | LOUISVILLE (RS) | H | W | 40-21 |
| Nov. 3 | at Temple | A | L | 42-10 |
| Nov. 10 | at (20) Auburn | A | L | 60-0 |
| Nov. 17 | ALABAMA (RS) | H | L | 29-7 |
| Nov. 22 | MIAMI (OH) (RS) | H | L | 31-26 |

1985 (5-6 Overall)

Coach: Dave Currey **League:** Independent
Captains: Nick Frankos, Reggie Taylor

| | | | | |
|-------------|---------------------|---|---|-------|
| Aug. 31 | VIRGINIA TECH | H | W | 31-14 |
| Sept. 7 | AUSTIN PEAY | H | W | 31-9 |
| Sept. 14 | at Youngstown State | A | W | 29-27 |
| Sept. 21 | at Alabama | A | L | 45-10 |
| Sept. 28 | at Kentucky | A | L | 27-7 |
| Oct. 5 | TEMPLE (RS) | H | L | 28-16 |
| Oct. ct. 12 | at Miami (FL) | A | L | 38-0 |
| Oct. 19 | at Louisville | A | W | 31-9 |
| Oct. 26 | BOSTON COLLEGE (RS) | H | W | 24-17 |
| Nov. 9 | (2) PENN STATE (RS) | H | L | 31-10 |
| Nov. 23 | at Miami (OH) | A | L | 16-10 |

1986 (5-6 Overall)

Coach: Dave Currey **League:** Independent
Captains: Alex Gordon, Rob Niehoff, Reggie Taylor

| | | | | |
|----------|-------------------|---|---|-------|
| Sept. 6 | at Virginia Tech | A | W | 24-20 |
| Sept. 13 | MIAMI (OH) (RS) | H | W | 45-38 |
| Sept. 20 | at Rutgers | A | L | 48-28 |
| Sept. 27 | KENTUCKY (RS) | H | L | 37-20 |
| Oct. 4 | LOUISVILLE | H | W | 24-17 |
| Oct. 11 | at (5) Penn State | A | L | 23-17 |
| Oct. 18 | (1) MIAMI (FL) | H | L | 45-13 |
| Oct. 25 | at Wichita State | A | W | 24-19 |
| Nov. 1 | INDIANA STATE | H | W | 46-14 |
| Nov. 8 | at (9) Auburn | A | L | 52-7 |
| Nov. 15 | at East Carolina | A | L | 32-19 |

1987 (4-7 Overall)

Coach: Dave Currey **League:** Independent
Captains: Bob Leshnak, John Lewis, Danny McCoin

| | | | | |
|----------|---------------------|---|---|-------|
| Sept. 5 | RUTGERS | H | L | 10-7 |
| Sept. 12 | at Louisville | A | W | 25-0 |
| Sept. 19 | at (20) Penn State | A | L | 41-0 |
| Sept. 26 | MIAMI (OH) | H | W | 31-26 |
| Oct. 10 | at East Carolina | A | L | 56-28 |
| Oct. 17 | at West Virginia | A | L | 45-17 |
| Oct. 24 | (3) MIAMI (FL) (RS) | H | L | 48-10 |
| Oct. 31 | TENNESSEE TECH | H | W | 38-17 |
| Nov. 7 | at Indiana State | A | L | 40-16 |
| Nov. 14 | AUSTIN PEAY | H | W | 42-10 |
| Nov. 21 | at Virginia Tech | A | L | 21-20 |

1988 (3-8 Overall)

Coach: Dave Currey **League:** Independent
Captains: Chris Asbeck, Bill Davis, Daryl Huber

| | | | | |
|----------|------------------------|---|---|-------|
| Sept. 10 | at Boston College | A | L | 41-7 |
| Sept. 17 | AUSTIN PEAY | H | W | 52-7 |
| Sept. 24 | at Miami (OH) | A | W | 34-18 |
| Oct. 1 | at Rutgers | A | L | 38-9 |
| Oct. 8 | at Penn State | A | L | 35-9 |
| Oct. 15 | VIRGINIA TECH | H | L | 41-14 |
| Oct. 22 | at (3) Miami (FL) | A | L | 57-3 |
| Oct. 29 | LOUISVILLE | H | L | 21-6 |
| Nov. 5 | (4) WEST VIRGINIA (RS) | H | L | 51-13 |
| Nov. 12 | INDIANA STATE | H | W | 40-21 |
| Nov. 19 | EAST CAROLINA | H | L | 49-14 |

1989 (1-9-1 Overall)

Coach: Tim Murphy **League:** Independent
Captains: Jack Bruscianelli

| | | | | |
|----------|-----------------------|---|---|-------|
| Sept. 2 | RUTGERS | H | T | 17-17 |
| Sept. 16 | EAST CAROLINA | H | L | 21-14 |
| Sept. 23 | at Miami (OH) | A | W | 30-14 |
| Sept. 30 | at Louisville | A | L | 37-17 |
| Oct. 7 | at (2) Miami (FL) | A | L | 56-0 |
| Oct. 14 | MEMPHIS | H | L | 34-17 |
| Oct. 21 | at (18) West Virginia | A | L | 69-3 |
| Oct. 28 | at Akron | A | L | 31-0 |
| Nov. 4 | at Kentucky | A | L | 31-0 |
| Nov. 11 | MOREHEAD STATE | H | L | 13-10 |
| Nov. 18 | NORTHERN ILLINOIS | H | L | 56-3 |

1990 (1-10 Overall)

Coach: Tim Murphy **League:** Independent
Captains: John Arena, Kyle Stroh

| | | | | |
|----------|-----------------------|---|---|-------|
| Sept. 2 | BOWLING GREEN (RS) | H | L | 34-20 |
| Sept. 8 | at Central Michigan | A | L | 34-0 |
| Sept. 15 | at Iowa | A | L | 63-10 |
| Sept. 22 | MIAMI (OH) (RS) | H | L | 16-12 |
| Sept. 29 | at Kent State | A | W | 27-24 |
| Oct. 13 | at West Virginia | A | L | 28-20 |
| Oct. 20 | at East Carolina | A | L | 56-32 |
| Oct. 27 | at Tulane | A | L | 49-7 |
| Nov. 3 | (25) LOUISVILLE (RS) | H | L | 41-16 |
| Nov. 10 | at (12) Florida State | A | L | 70-21 |
| Nov. 17 | at Alabama | A | L | 45-7 |

1991 (4-7 Overall)

Coach: Tim Murphy **League:** Independent
Captains: John Arena, Johnathan Cockrell, Kelly Sims

| | | | | |
|----------|----------------------|---|---|-------|
| Sept. 7 | at (5) Penn State | A | L | 81-0 |
| Sept. 14 | at North Carolina | A | L | 51-16 |
| Sept. 21 | at Bowling Green | A | L | 20-16 |
| Sept. 28 | MIAMI (OH) | H | L | 22-9 |
| Oct. 5 | at Louisville | A | W | 30-7 |
| Oct. 12 | at Kent State | A | W | 38-19 |
| Oct. 19 | at Virginia Tech | A | L | 56-9 |
| Oct. 26 | SOUTHERN MISS. | H | W | 17-7 |
| Nov. 2 | at Kentucky | A | L | 20-17 |
| Nov. 9 | MIDDLE TENNESSEE ST. | H | W | 30-10 |
| Nov. 23 | (13) EAST CAROLINA | H | L | 30-19 |

1992 (3-8 Overall)

Coach: Tim Murphy **League:** Independent
Captains: Kris Bjorson, Ronnie Dixon

| | | | | |
|----------|-------------------|---|---|-------|
| Sept. 5 | (8) PENN STATE | H | L | 24-20 |
| Sept. 19 | at Miami (OH) | A | L | 17-14 |
| Sept. 26 | at (8) Tennessee | A | L | 40-0 |
| Oct. 3 | KENT STATE | H | W | 31-0 |
| Oct. 10 | at Memphis | A | L | 34-14 |
| Oct. 17 | at East Carolina | A | L | 42-21 |
| Oct. 24 | at Southern Miss. | A | L | 31-17 |
| Oct. 31 | LOUISVILLE | H | L | 27-17 |
| Nov. 7 | RUTGERS | H | W | 26-24 |
| Nov. 14 | KENTUCKY | H | W | 17-13 |
| Nov. 21 | AKRON | H | L | 24-22 |

1993 (8-3 Overall)

Coach: Tim Murphy **League:** Independent
Captains: Jocelyn Borgella, Jason Coppess, Nate Dingle, Lance Harp

| | | | | |
|----------|------------------|---|---|-------|
| Sept. 4 | AUSTIN PEAY | H | W | 42-10 |
| Sept. 11 | at Bowling Green | A | L | 21-7 |
| Sept. 18 | MIAMI (OH) | H | W | 30-23 |
| Sept. 25 | at (11) Syracuse | A | L | 24-21 |
| Oct. 2 | at Tulsa | A | W | 22-15 |
| Oct. 9 | at Vanderbilt | A | L | 17-7 |
| Oct. 16 | BALL STATE | H | W | 44-12 |
| Oct. 23 | at Toledo | A | W | 31-24 |
| Oct. 30 | MEMPHIS | H | W | 23-20 |
| Nov. 13 | at Houston | A | W | 41-17 |
| Nov. 20 | EAST CAROLINA | H | W | 34-14 |

1994 (2-8-1 Overall)

Coach: Rick Minter **League:** Independent
Captains: Ernest Allen, Reggie Hudson, Matt Vaupel

| | | | | |
|----------|------------------|---|---|-------|
| Sept. 3 | at Indiana | A | L | 28-3 |
| Sept. 10 | SYRACUSE | H | L | 34-19 |
| Sept. 17 | at Miami (OH) | A | T | 17-17 |
| Oct. 1 | BOWLING GREEN | H | L | 38-0 |
| Oct. 8 | VANDERBILT | H | L | 34-24 |
| Oct. 15 | at Rutgers | A | L | 14-9 |
| Oct. 22 | at Memphis | A | L | 26-3 |
| Oct. 29 | at East Carolina | A | L | 35-21 |
| Nov. 5 | TROY STATE | H | W | 28-24 |
| Nov. 12 | at Wisconsin | A | L | 38-7 |
| Nov. 19 | TULSA | H | W | 28-13 |

1995 (6-5 Overall)

Coach: Rick Minter **League:** Independent
Captains: Muhammed El-Mubarak, Darrell Harding, Jamie Lemire, Eric Vibberts

| | | | | |
|----------|----------------------|---|---|-------|
| Sept. 2 | at Kansas | A | L | 23-18 |
| Sept. 9 | KANSAS STATE | H | L | 23-21 |
| Sept. 16 | at Virginia Tech | A | W | 16-0 |
| Sept. 23 | at Miami (OH) | A | L | 23-16 |
| Sept. 30 | TOLEDO | H | L | 45-31 |
| Oct. 7 | EAST CAROLINA | H | W | 13-10 |
| Oct. 14 | SOUTHERN MISS | H | W | 16-13 |
| Oct. 21 | MEMPHIS | H | W | 28-3 |
| Oct. 28 | at Northern Illinois | A | W | 55-19 |
| Nov. 11 | at Kentucky | A | L | 33-14 |
| Nov. 18 | at Tulsa | A | W | 24-5 |

1996 (6-5 Overall, 2-3 C-USA)

Coach: Rick Minter **League:** Conference USA
Captains: Sam Games, Chris Hewitt, Rob Robinson, Robert Tate

| | | | | |
|----------|----------------------|---|---------|-------|
| Aug. 30 | TULANE * | H | L | 34-14 |
| Sept. 7 | KENTUCKY | H | W | 24-3 |
| Sept. 14 | at (17) Kansas State | A | L | 35-0 |
| Sept. 28 | MIAMI (OH) | H | W (30T) | 30-23 |
| Oct. 5 | at Memphis * | A | L | 18-16 |
| Oct. 12 | BOSTON COLLEGE | H | L | 24-17 |
| Oct. 19 | HOUSTON * | H | W | 31-20 |
| Oct. 26 | at Louisville * | A | W | 10-7 |
| Nov. 2 | at Southern Miss * | A | L | 21-17 |
| Nov. 16 | at UAB | A | W | 34-14 |
| Nov. 23 | LOUISIANA-MONROE | H | W | 35-13 |

1997 (8-4 Overall, 2-4 C-USA)

Coach: Rick Minter **League:** Conference USA
Captains: Phillip Curry, Jason Fabini, John Kobalka, Derrick Ransom

| | | | | |
|----------|----------------------|---|---------|-------|
| Aug. 28 | TULSA | H | W | 34-24 |
| Sept. 6 | at Tulane * | A | L | 31-17 |
| Sept. 20 | KANSAS | H | W | 34-7 |
| Sept. 27 | at Boston College | A | W | 24-6 |
| Oct. 4 | MEMPHIS * | H | W | 20-17 |
| Oct. 11 | UAB | H | W | 33-29 |
| Oct. 18 | at Houston * | A | L (20T) | 41-38 |
| Oct. 25 | at Miami (OH) | A | W (20T) | 34-31 |
| Nov. 1 | (24) SOUTHERN MISS * | H | L | 24-17 |
| Nov. 8 | LOUISVILLE * | H | W | 28-9 |
| Nov. 13 | at East Carolina * | A | L | 14-7 |
| Dec. 29 | Utah State ^ | N | W | 35-19 |

^ - Humanitarian Bowl, Boise Idaho

1998 (2-9 Overall, 1-5 C-USA)

Coach: Rick Minter **League:** Conference USA
Captains: Hassan Champion, Percy Evans, Tinker Keck, Chad Plummer, Brian Uhl, Kevin Ward

| | | | | |
|----------|-------------------|---|---|-------|
| Sept. 5 | TULANE * | H | L | 52-34 |
| Sept. 12 | MIAMI (FL) | H | L | 38-12 |
| Sept. 19 | at Army * | A | L | 37-20 |
| Sept. 26 | INDIANA | H | L | 48-14 |
| Oct. 3 | at Louisville * | A | L | 62-19 |
| Oct. 10 | at (24) Syracuse | A | L | 63-21 |
| Oct. 17 | at Memphis * | A | L | 41-23 |
| Oct. 24 | MIAMI (OH) | H | L | 41-0 |
| Nov. 5 | EAST CAROLINA * | H | L | 24-21 |
| Nov. 14 | HOUSTON * | H | W | 44-43 |
| Nov. 21 | at Arkansas State | A | W | 51-7 |

1999 (3-8 Overall, 0-6 C-USA)

Coach: Rick Minter **League:** Conference USA
Captains: Ken Biggs, Robert Cooper, Eddie Johnson, Tinker Keck, Doug Rosfeld

| | | | | |
|----------|-------------------------|---|--------|-------|
| Sept. 4 | KENT STATE | H | W | 41-3 |
| Sept. 11 | TROY STATE | H | L | 31-24 |
| Sept. 18 | (9) WISCONSIN | H | W | 17-12 |
| Sept. 25 | at (12) Ohio State | A | L | 34-20 |
| Oct. 9 | at Houston * | A | L | 23-20 |
| Oct. 16 | UAB * | H | L (OT) | 24-21 |
| Oct. 23 | at (21) Southern Miss * | A | L | 28-20 |
| Oct. 30 | at Miami (OH) | A | W | 52-42 |
| Nov. 6 | LOUISVILLE * | H | L | 23-13 |
| Nov. 13 | at (24) East Carolina * | A | L | 48-34 |
| Nov. 20 | MEMPHIS * | H | L | 21-13 |

2000 (7-5 Overall, 5-2 C-USA)

Coach: Rick Minter **League:** Conference USA
Captains: Troy Evans, Eddie Johnson, Deontey Kenner, Doug Rosfeld

| | | | | |
|----------|----------------------|---|--------|-------|
| Sept. 4 | ARMY | H | W | 23-17 |
| Sept. 9 | SYRACUSE | H | W | 12-10 |
| Sept. 16 | at (4) Wisconsin | A | L (OT) | 28-25 |
| Sept. 23 | at Indiana | A | L | 42-6 |
| Sept. 30 | at Tulane * | A | L | 24-19 |
| Oct. 7 | HOUSTON * | H | W | 48-31 |
| Oct. 14 | at Louisville * | A | L | 38-24 |
| Oct. 28 | MIAMI (OH) | H | W | 45-15 |
| Nov. 4 | UAB * | H | W | 33-21 |
| Nov. 11 | at Memphis * | A | W (OT) | 13-10 |
| Nov. 18 | (24) SOUTHERN MISS * | H | W | 27-24 |
| Dec. 27 | vs. Marshall ^ | N | L | 25-14 |

^ - Motor City Bowl, Detroit, Mich.

2001 (7-5 Overall, 5-2 C-USA)

Coach: Rick Minter **League:** Conference USA
Captains: Lewis Carter, Kirt Doolin, Josh Gardner, LaVar Glover, Kirk Thompson

| | | | | |
|----------|--------------------|---|---|-------|
| Sept. 2 | PURDUE | H | L | 19-14 |
| Sept. 8 | at Army * | A | W | 27-24 |
| Sept. 22 | at Miami (OH) | A | L | 21-14 |
| Oct. 6 | TULANE * | H | W | 46-33 |
| Oct. 13 | at UAB * | A | W | 31-17 |
| Oct. 20 | at Houston * | A | W | 29-28 |
| Oct. 27 | LOUISVILLE * | H | L | 28-13 |
| Nov. 3 | CONNECTICUT | H | W | 45-28 |
| Nov. 10 | EAST CAROLINA * | H | L | 28-26 |
| Nov. 24 | at Memphis * | A | W | 36-34 |
| Dec. 1 | LOUISIANA-MONROE * | H | W | 42-10 |
| Dec. 29 | (25) Toledo ^ | N | L | 23-16 |

^ - Motor City Bowl, Detroit, Mich.

ALL-TIME SCORES

2002 (7-7 Overall, 6-2 C-USA)

CONFERENCE USA CO-CHAMPIONS

Coach: Rick Minter League: Conference USA

Captains: Blue Adams, Derrick Adams, Kirt Doolin,
Willis Edwards, Josh Gardner, Tye Keith

| | | | | |
|----------|----------------------|---|--------|-------|
| Sept. 2 | TCU * | H | W (OT) | 36-29 |
| Sept. 14 | WEST VIRGINIA | H | L | 35-32 |
| Sept. 21 | (6) OHIO STATE (PBS) | H | L | 23-19 |
| Sept. 28 | at Temple | A | W | 35-22 |
| Oct. 5 | MIAMI (OH) | H | L | 31-26 |
| Oct. 12 | at Tulane * | A | L | 35-17 |
| Oct. 19 | at Southern Miss * | A | L | 23-14 |
| Oct. 26 | MEMPHIS * | H | W | 48-10 |
| Nov. 7 | at Louisville * | A | W | 24-14 |
| Nov. 16 | HOUSTON * | H | W | 47-14 |
| Nov. 23 | at Hawai'i | A | L | 20-19 |
| Nov. 30 | UAB * | H | W | 31-23 |
| Dec. 6 | at East Carolina * | A | W | 42-26 |
| Dec. 17 | North Texas^ | N | L | 24-19 |

^ -New Orleans Bowl, New Orleans, La.

2003 (5-7 Overall, 2-6 C-USA)

Coach: Rick Minter League: Conference USA

Captains: Andre Frazier, Tedric Harwell, A.J. Lucius,
Zach Norton, Kyle Takavitz

| | | | | |
|----------|------------------|---|---|-------|
| Sept. 1 | EAST CAROLINA* | H | W | 40-3 |
| Sept. 13 | at West Virginia | A | W | 15-13 |
| Sept. 20 | TEMPLE (30T) | H | W | 30-24 |
| Sept. 27 | at Miami (OH) | A | L | 42-37 |
| Oct. 4 | SOUTHERN MISS* | H | L | 22-20 |
| Oct. 11 | at UAB* | A | L | 31-14 |
| Oct. 25 | ARMY* | H | W | 33-29 |
| Oct. 31 | at USF* (20T) | A | L | 24-17 |
| Nov. 8 | RHODE ISLAND | H | W | 31-24 |
| Nov. 15 | at (9) TCU* | A | L | 43-10 |
| Nov. 22 | at Memphis* | A | L | 21-16 |
| Nov. 27 | LOUISVILLE* | H | L | 43-40 |

2004 (7-5 Overall, 5-3 C-USA)

Coach: Mark Dantonio League: Conference USA

Captains: Andre Frazier, Gino Guidugli, Daven Holly,
Kyle Takavitz

| | | | | |
|----------|------------------------|---|---|-------|
| Sept. 4 | at (9) Ohio State | A | L | 27-6 |
| Sept. 11 | MIAMI (OH) | H | W | 45-26 |
| Sept. 18 | at Syracuse | A | L | 19-7 |
| Sept. 25 | at East Carolina* | A | W | 24-19 |
| Oct. 2 | UAB* | H | L | 30-27 |
| Oct. 9 | at Army* | A | L | 48-29 |
| Oct. 23 | MEMPHIS* | H | W | 49-10 |
| Oct. 30 | TCU* | H | W | 21-10 |
| Nov. 6 | at (21) Southern Miss* | A | W | 52-24 |
| Nov. 20 | USF* | H | W | 45-23 |
| Nov. 27 | at (7) Louisville* | A | L | 70-7 |
| Dec. 23 | Marshall ^ | N | W | 32-14 |

^ -Fort Worth Bowl, Fort Worth, Texas

2005 (4-7 Overall, 2-5 BIG EAST)

Coach: Mark Dantonio League: BIG EAST

Captains: Brent Celek, Steve Eastlake, Adam Roberts,
Derick Ross

| | | | | |
|---------|------------------|---|---|-------|
| Sept. 1 | EASTERN MICHIGAN | H | W | 28-26 |
|---------|------------------|---|---|-------|

| | | | | |
|----------|---------------------|---|---|-------|
| Sept. 10 | at Penn State | A | L | 42-24 |
| Sept. 17 | WESTERN CAROLINA | H | W | 7-3 |
| Sept. 28 | at Miami (OH) | A | L | 44-16 |
| Oct. 8 | at Pittsburgh* | A | L | 38-20 |
| Oct. 15 | CONNECTICUT* | H | W | 28-17 |
| Oct. 22 | LOUISVILLE* | H | L | 46-22 |
| Oct. 29 | at Syracuse* | A | W | 22-16 |
| Nov. 9 | (16) WEST VIRGINIA* | H | L | 38-0 |
| Nov. 19 | at USF* | A | L | 31-16 |
| Nov. 26 | at Rutgers* | A | L | 44-9 |

2006 (8-5 Overall, 4-3 BIG EAST)

Coaches: Mark Dantonio, Brian Kelly League: BIG EAST

Captains: Brent Celek, Dominic Ross

| | | | | |
|----------|------------------------|---|---|-------|
| Sept. 2 | EASTERN KENTUCKY | H | W | 31-0 |
| Sept. 8 | PITTSBURGH* | H | L | 33-15 |
| Sept. 16 | at (1) Ohio State | A | L | 37-7 |
| Sept. 23 | at (11) Virginia Tech | A | L | 29-13 |
| Sept. 30 | MIAMI (OH) | H | W | 24-10 |
| Oct. 7 | AKRON | H | W | 20-14 |
| Oct. 14 | at (7) Louisville* | A | L | 23-17 |
| Oct. 22 | USF* | H | W | 23-6 |
| Oct. 28 | SYRACUSE* | H | W | 17-3 |
| Nov. 11 | at (10) West Virginia* | A | L | 42-24 |
| Nov. 18 | (7) RUTGERS* | H | W | 30-11 |
| Nov. 25 | at Connecticut* | A | W | 26-23 |
| Jan. 6 | Western Michigan^ | N | W | 27-24 |

^ -International Bowl, Toronto, Canada

2007 (10-3 Overall, 4-3 BIG EAST)

Coach: Brian Kelly League: BIG EAST

Captains: Digger Bujnoch, Haruki Nakamura

| | | | | |
|----------|--------------------|---|---|-------|
| Aug. 30 | SE MISSOURI STATE | H | W | 59-3 |
| Sept. 6 | OREGON STATE | H | W | 34-3 |
| Sept. 15 | at Miami (OH) | A | W | 47-10 |
| Sept. 22 | MARSHALL | H | W | 40-14 |
| Sept. 29 | at San Diego State | A | W | 52-23 |
| Oct. 6 | at (21) Rutgers* | A | W | 28-23 |
| Oct. 13 | LOUISVILLE* | H | L | 28-24 |
| Oct. 20 | at Pittsburgh* | A | L | 24-17 |
| Nov. 3 | at (20) USF* | A | W | 38-33 |
| Nov. 10 | (16) CONNECTICUT* | H | W | 27-3 |
| Nov. 17 | (5) WEST VIRGINIA* | H | L | 28-23 |
| Nov. 24 | at Syracuse* | A | W | 52-31 |
| Dec. 22 | Southern Miss^ | N | W | 31-21 |

^ -PapaJohns.com Bowl, Birmingham, Ala.

2008 (11-3 Overall, 5-1 BIG EAST)

BIG EAST CHAMPIONS

Coach: Brian Kelly League: BIG EAST

Captains: Dustin Grutza, DeAngelo Smith

| | | | | |
|----------|------------------------|---|---|------------|
| Aug. 28 | Eastern Kentucky | H | W | 40-7 |
| Sept. 6 | at (4) Oklahoma | A | L | 52-26 |
| Sept. 20 | Miami (OH) | H | W | 45-20 |
| Sept. 27 | at Akron | A | W | 17-15 |
| Oct. 3 | at Marshall | A | W | 33-10 |
| Oct. 11 | Rutgers* | H | W | 13-10 |
| Oct. 25 | at Connecticut* | A | L | 40-16 |
| Oct. 30 | (23) USF* | H | W | 24-10 |
| Nov. 8 | at (20) West Virginia* | A | W | 26-23 (OT) |
| Nov. 14 | at Louisville* | A | W | 28-20 |
| Nov. 22 | Pittsburgh* | H | W | 28-21 |

| | | | | |
|---------|-------------------------|---|---|-------|
| Nov. 29 | Syracuse* | H | W | 30-10 |
| Dec. 6 | at Hawai'i | A | W | 29-24 |
| Jan. 1 | vs. (19) Virginia Tech^ | N | L | 20-7 |

^ -FedEx Orange Bowl, Miami Gardens, Fla.

2009 (12-1 Overall, 6-0 BIG EAST)

BIG EAST CHAMPIONS

Coach: Brian Kelly, Jeff Quinn League: BIG EAST

Captains: Tony Pike, Aaron Webster

| | | | | |
|----------|----------------------|---|---|-------|
| Sept. 7 | at Rutgers * | A | W | 47-15 |
| Sept. 12 | Se Missouri St. | H | W | 70-3 |
| Sept. 19 | at (24) Oregon State | A | W | 28-18 |
| Sept. 26 | Fresno State | H | W | 28-20 |
| Oct. 3 | at Miami (OH) | A | W | 37-13 |
| Oct. 15 | at (21) USF * | A | W | 34-17 |
| Oct. 24 | Louisville * | H | W | 41-10 |
| Oct. 31 | at Syracuse * | A | W | 28-7 |
| Nov. 7 | Connecticut * | H | W | 47-45 |
| Nov. 13 | (23) West Virginia * | H | W | 24-21 |
| Nov. 27 | Illinois | H | W | 49-36 |
| Dec. 5 | at (14) Pittsburgh * | A | W | 45-44 |
| Jan. 1 | vs. (5) Florida^ | N | L | 51-24 |

^ -Allstate Sugar Bowl, New Orleans, La.

2010 (4-8 Overall, 2-5 BIG EAST)

Coach: Butch Jones League: BIG EAST

Captains: John Goebel, Collin McCafferty

| | | | | |
|----------|--------------------|---------|---|-------|
| Sept. 4 | at Fresno State | A | L | 28-14 |
| Sept. 11 | Indiana State | H | W | 40-7 |
| Sept. 16 | at NC State | A | L | 30-19 |
| Sept. 25 | (8/9) Oklahoma | H (PBS) | L | 31-29 |
| Oct. 9 | Miami (OH) | H | W | 45-3 |
| Oct. 15 | at Louisville * | A | W | 35-27 |
| Oct. 22 | USF * | H | L | 38-30 |
| Oct. 30 | Syracuse * | H | L | 31-7 |
| Nov. 13 | at West Virginia * | A | L | 30-10 |
| Nov. 20 | Rutgers * | H | W | 69-38 |
| Nov. 27 | at Connecticut * | A | L | 38-17 |
| Dec. 4 | Pittsburgh * | H | L | 28-10 |

2011 (10-3 Overall, 5-2 BIG EAST)

BIG EAST CHAMPIONS

Coach: Butch Jones League: BIG EAST

Captains: Zach Collaros, JK Schaffer

| | | | | |
|----------|-----------------------|--|---|-------|
| Sept. 3 | AUSTIN PEAY | | W | 72-10 |
| Sept. 10 | at Tennessee | | L | 45-23 |
| Sept. 17 | AKRON | | W | 59-14 |
| Sept. 22 | NC STATE | | W | 44-14 |
| Oct. 1 | at Miami (OH) | | W | 27-0 |
| Oct. 15 | LOUISVILLE * (PBS) | | W | 25-16 |
| Oct. 22 | at USF * | | W | 37-34 |
| Nov. 5 | at Pittsburgh * | | W | 26-23 |
| Nov. 12 | WEST VIRGINIA * (PBS) | | L | 24-21 |
| Nov. 19 | at Rutgers * | | L | 20-3 |
| Nov. 26 | at Syracuse * | | W | 30-3 |
| Dec. 3 | CONNECTICUT * | | W | 35-27 |
| Dec. 31 | vs. Vanderbilt ^ | | W | 31-24 |

^ -AutoZone Liberty Bowl, Memphis, Tenn.

| | | | | | | | |
|--|------------------------|----------------------------|------------------------------|-------------------------|--------------------------|------|--------------------------|
| NATIONAL AWARDS | | 1978 | Howie Kurnick | 1994 | Matt Vaupel | | DeMarco McCleskey (Off.) |
| Lou Groza Award | | 1977 | Dan Rains | 1993 | Ray Woodside (Off.) | 2001 | Ray Jackson (Off.) |
| 2000 | Jonathan Ruffin | 1976 | Mike Woods | | Bob Duckens (Def.) | | DeMarco McCleskey (Off.) |
| Ray Guy Award | | 1975 | Paul Hunter | 1992 | Jamie Crysdale | | Zach Norton (Def.) |
| 2008 | Kevin Huber (Finalist) | 1974 | Tom Marvaso | 1991 | Richard Johnson | 2000 | Ray Jackson (Off.) |
| ESPN Home Depot Coach of the Year | | 1973 | Evan Jolitz | 1990 | John Arena | | DeJuan Gossett (Def.) |
| 2009 | Brian Kelly | 1972 | Billy Hunter | 1989 | Phil Poirier | | DeMarco McCleskey (Off.) |
| Eddie Robinson Coach of the Year | | 1971 | Randy McBride | 1988 | Chris Asbeck | 1999 | Deontey Kenner (Off.) |
| 2009 | Brian Kelly (Finalist) | 1970 | Earl Willson | 1987 | Chris Asbeck | | Jeff Burrow (Def.) |
| Bear Bryant Coach of the Year | | 1969 | Jim O'Brien | 1986 | Alex Gordon | 1998 | Deontey Kenner (Off.) |
| 2009 | Brian Kelly (Finalist) | 1968 | Greg Cook | 1985 | Nick Frankos | | Shawn Ferguson (Def.) |
| Liberty Mutual Coach of the Year | | 1967 | Tony Jackson | 1984 | Alex Gordon | 1997 | Landon Smith (Off.) |
| 2009 | Brian Kelly (Finalist) | | Jerry Misik | 1983 | George Jamison | | Tinker Keck (Def.) |
| George Munger Award | | 1966 | John Parker | 1982 | Joe Olding | 1996 | Sam Garnes |
| 2009 | Brian Kelly (Finalist) | | Jay Bachman | 1981 | Kari Yli Renko | 1995 | Muhammed El-Mubarak |
| TEAM AWARDS | | 1965 | Rich Fugere | 1980 | Joe Olding | 1994 | Reggie Hudson |
| Claude Rost Award | | 1964 | Brig Owens | 1979 | Farley Bell | 1993 | Jocelyn Borgella |
| (Most Valuable Player) | | | Jerry Momper | 1978 | Howie Kurnick | 1992 | Jocelyn Borgella |
| 2011 | Isaiah Pead | 1963 | Darrell Cauley | 1977 | Howie Kurnick | 1991 | David Small |
| 2010 | Armon Binns | 1962 | Phil Goldner | 1972 | Bob Menke (Off.) | 1990 | Joe Koynock |
| 2009 | Mardy Gilyard | | Rufus Simmons | | Charley Stovall (Def.) | 1989 | Jackie Cooper |
| 2008 | Connor Barwin | 1961 | Ken Byers | 1971 | John Mack (Off.) | 1988 | Al McKinney (Off.) |
| 2007 | Ben Mauk | 1960 | Hurdie Phillips | | Craig Heneveld (Def.) | | Marvin Bowman (Def.) |
| | Haruki Nakamura | 1959 | Jack Lee | 1970 | Ken Weingart (Off.) | 1987 | Danny McCain (Off.) |
| 2006 | Brent Celek | 1958 | Joe Morrison | | Tom Fletcher (Def.) | | Terry Noble (Def.) |
| 2005 | Adam Roberts | 1957 | Barry Maroney | 1969 | Bob Merkich (Off.) | 1986 | Reggie Taylor (Off.) |
| 2004 | Trent Cole | 1956 | Gus Del Rosa | | Earl Willson (Def.) | | John Lewis (Def.) |
| | Gino Guidugli | John Pease Award | | 1968 | Denny Blank (Off.) | 1985 | Reggie Taylor (Off.) |
| 2003 | Jamar Enzor | (Most Outstanding Lineman) | | | John Studenka (Def.) | | Jon Sawyer (Def.) |
| 2002 | Blue Adams, | 2011 | Alex Hoffman (Off.) | 1966 | Kevin Teismann (Off.) | 1984 | Reggie Taylor (Off.) |
| | DeMarco McCleskey | | John Hughes (Def.) | | John Parker (Def.) | | Rob Niehoff (Def.) |
| 2001 | Antwan Peek | | Randy Martinez (Off.) | 1965 | Rich Lucka (Off.) | 1983 | Don Goodman (Off.) |
| 2000 | Gino Guidugli | | Derek Wolfe (Def.) | | Rich Fugere (Def.) | | Robert Gibbs (Def.) |
| | Jonathan Ruffin | 2010 | Jason Kelce (Off.) | 1964 | Bob Taylor (Off.) | 1982 | Allen Harvin (Off.) |
| | Deonety Kenner | | Derek Wolfe (Def.) | 1963 | Rich Fugere (Def.) | | Antonio Gibson (Def.) |
| 1999 | Robert Cooper | 2009 | Alex Daniels (Def.) | | Jerry Momper (Off.) | 1981 | Hobson Milner (Off.) |
| 1998 | Chad Plummer | | Jeff Linkenbach (Off.) | | Darrell Cauley (Def.) | | Antonio Gibson (Def.) |
| 1997 | Brad Jackson | 2008 | Terrill Byrd (Def.) | 1962 | Dan Points (Def.) | 1980 | James Bettis (Off.) |
| | Philip Curry | | Jeff Linkenbach (Off.) | 1960 | Jim Paris | | Tim Schira (Def.) |
| 1996 | Chris Hewitt | 2007 | Glen "Digger" Bujnoch (Off.) | 1959 | Bob McCutcheon | 1979 | Ralph Williams (Off.) |
| | Philip Curry | | Terrill Byrd (Def.) | 1958 | Dave Canary | 1978 | Mike Brookins (Def.) |
| 1995 | Robert Tate | 2006 | Jeff Reinstatler (Off.) | 1957 | Dave Canary | | Allen Harvin (Off.) |
| 1994 | Sam Garnes | | Trevor Anderson (Def.) | 1956 | Dick Seomin | | Dwayne Berry (Def.) |
| 1993 | David Small | 2005 | Steve Eastlake (Off.) | | Gus Del Rosa | 1972 | Reggie Harrison (Off.) |
| 1992 | Ronnie Dixon | | Adam Roberts (Def.) | Brig Owens Award | | | Evan Jolitz (Def.) |
| 1991 | Ronnie Shannon | 2004 | Adam Shorter (Off.) | (Most Outstanding Back) | | 1971 | Albert Johnson (Off.) |
| 1990 | Terry Strong | | Trent Cole (Def.) | 2011 | Drew Frey (Def.) | | Ron Ertle (Def.) |
| 1989 | Phil Poirier | 2003 | Kyle Takavitz (Off.) | | Isaiah Pead (Off.) | 1970 | Albert Johnson (Off.) |
| 1988 | Chris Asbeck | | Andre Frazier (Def.) | 2010 | Zach Collaros (Off.) | 1969 | Billy Hunter (Def.) |
| 1987 | Danny McCain | 2002 | Kirt Doolin (Off.) | | Drew Frey (Def.) | | Albert Johnson (Off.) |
| 1986 | Reggie Taylor | | Antwan Peek (Def.) | | Isaiah Pead (Off.) | 1968 | Tony Sexton (Def.) |
| 1985 | Reggie Taylor | 2001 | Josh Shneyderov (Off.) | 2009 | Tony Pike (Off.) | | Lloyd Pate (Off.) |
| 1984 | Reggie Taylor | | Antwan Peek (Def.) | | Aaron Webster (Def.) | | Mike Barrett (Def.) |
| 1983 | Don Goodman | 2000 | Doug Rosfeld (Off.) | 2008 | Bob Amburgy (Def.) | 1966 | Ed Ford (Off.) |
| 1982 | Allen Harvin | | Antwan Peek (Def.) | 2007 | Mike Mickens | 1965 | Bill Bailey (Off.) |
| 1981 | James Bettis | 1999 | Doug Rosfeld (Off.) | 2006 | Greg Moore (Off.) | | Doug DeRosa (Def.) |
| 1980 | James Bettis | | Mario Monds (Def.) | | Kevin McCullough (Def.) | 1964 | Brig Owens (Off.) |
| 1979 | Mike Brookins | 1998 | Brian Uhl (Off.) | 2005 | Bradley Glatthaar (Off.) | | Albert Johnson (Off.) |
| | | | Percy Evans (Def.) | | Corey Smith (Def.) | | Errol Prisky (Off.) |
| | | 1997 | Jason Fabini (Off.) | 2004 | Richard Hall (Off.) | | Bob Steinhauser (Def.) |
| | | | Derrick Ransom (Def.) | | Tyjuan Hagler (Def.) | 1963 | Brig Owens (Off.) |
| | | 1996 | Jason Fabini (Off.) | 2003 | Gino Guidugli (Off.) | | Dave Merriam (Def.) |
| | | | Derrick Ransom (Def.) | | Zach Norton (Def.) | 1962 | Royce Starks |
| | | 1995 | Jamie Lemire | 2002 | Blue Adams (Def.) | 1960 | Ed Banks |

HONORS & AWARDS

| | | | | | | |
|---|---------------|----------------------------------|----------------------------|-----------------------------|--------------------------------------|--------------------------------------|
| 1959 | Ed Kovac | | Jason Russell (Def.) | | Jason Kelce (Def.) | NEXT MAN IN AWARD |
| 1958 | Bob Del Rosa | 2002 | Josh Gardner (Off.) | | Marshawn Gilyard (Spec.) | 2009 Zach Collaros |
| 1957 | Barry Maroney | | Derrick Adams (Def.) | 2005 | Jared Martin (Off.) | |
| 1956 | Jim Niemann | | Willis Edwards (Def.) | | Donnell McKenzie (Def.) | CONFERENCE AWARDS |
| | | 2001 | Tim Walker (Off.) | 2004 | Dustin Grutza (Off.) | All-BIG EAST Conference |
| | | | Nathan Wize (Off.) | | Tony Carvitti (Def.) | 2011 Butch Jones (Coach of the Year) |
| Most Outstanding Linebacker | | | Derrick Adams (Def.) | 2003 | Evan Sparks (Off.) | Drew Frey, DB (1st) |
| 2011 JK Schaffer | | | Willis Edwards (Def.) | | Todd Spitzer (Off.) | Randy Martinez, OL (1st) |
| 2010 JK Schaffer | | 2000 | Jason Collins-Baker (Off.) | | James Brooks (Def.) | Pat O'Donnell, P (1st) |
| | | | Troy Evans (Def.) | 2002 | Rodrick Stevens (Off.) | Isaiah Pead, RB (1st) |
| Most Outstanding Receiver | | 1999 | Jason Lisek (Off.) | | Donald Germany (Def.) | (Offensive Player of the Year) |
| 2011 Anthony McClung | 1999 | | Troy Evans (Def.) | 2001 | Donald Germany (Def.) | JK Schaffer, LB (1st) |
| 2010 Armon Binns | | 1998 | Vince Byrd (Off.) | | Richard Hall (Off.) | Derek Wolfe, DL (1st) |
| 2009 Armon Binns | 1998 | | Hassan Champion (Def.) | 2000 | Andre Frazier (Def.) | (Defensive Player of the Year) |
| 2008 Dominick Goodman | | 1997 | Joel Dolinski (Off.) | | John Leonard (Off.) | Zach Collaros, QB (2nd) |
| 2007 Dominick Goodman | 1997 | | Artrell Hawkins (Def.) | 1999 | Ray Jackson (Off.) | Alex Hoffman, OL (2nd) |
| 2006 Derrick Stewart | | 1996 | Steve Smith (Off.) | | Chas Hall (Def.) | 2010 Armon Binns, WR (1st) |
| 2005 Brent Celek | 1996 | | Darrius Felder (Def.) | 1998 | Tye Keith (Off.) | Zach Collaros, QB (1st)* |
| 2004 Hannibal Thomas | | 1995 | Pat Oakes (Off.) | | Willis Edwards (Def.) | Ben Guigudli, TE (2nd) |
| 2003 Thaddeus Lewis | 1995 | | Sam Black (Def.) | 1997 | DuShawn Dorsey (Off.) | Jason Kelce, OL (2nd) |
| 2002 Jon Olinger | | 1994 | Diron Bolar | | Paul Stephens (Def.) | Isaiah Pead, RB (2nd) |
| 2001 LaDaris Vann | 1994 | | Lance Harp | 1996 | Jason Collins-Baker (Off.) | JK Schaffer, LB (2nd) |
| | 1993 | | Jim Carmon (Off.) | | Eddie Johnson (Def.) | DJ Woods, WR (2nd) |
| Glenn Sample Award (Community Service) | 1992 | | Gary Reid (Def.) | 1995 | Jeremy Teall (Off.) | 2009 Brian Kelly (Coach of the Year) |
| 2011 Jordan Luallen | | 1991 | John Arena | | Gerard Brayboy (Def.) | Mardy Gilyard, KR & WR (1st) |
| 2010 John Goebel | 1991 | | Travis Jones | | | (ST Player of the Year) |
| 2009 Brad Jones | 1990 | | Vincent Munlin | | | Armon Binns, WR (2nd) |
| 2008 Mardy Gilyard | 1989 | | | Newcomer of the Year | | Ben Guigudli, TE (2nd) |
| 2007 Dustin Grutza | | | | 2009 | Samuel Griffin (Off.) | Alex Hoffman, OL (2nd) |
| | | C-Club/Strothman Award | | | J.K. Schaffer (Def.) | Chris Jurek, C (1st) |
| | | (Academic & Athletic Excellence) | | 2008 | Dominique Battle | Jason Kelce, OL (2nd) |
| Specialist of the Year | | 2011 Austen Bujnoch | 2007 | Marcus Barnett | Jeff Linkenbach (Off.) | Jeff Linkenbach, OL (2nd) |
| 2011 Tom DeTemple | 2011 | Alex Hoffman | 2006 | Aaron Webster (Def.) | Ricardo Mathews, DL (2nd) | |
| 2010 Jacob Rogers | 2010 | Alex Hoffman | | Dustin Grutza (Off.) | Tony Pike, QB (1st) | |
| | | 2008 Ryan Manalac | 2005 | Trevor Anderson (Def.) | Aaron Webster, DB (1st) | |
| Special Teams Player of the Year | | 2007 Glen "Digger" Bujnoch | | Terrill Byrd (Def.) | 2008 Brian Kelly (Coach of the Year) | |
| 2011 Pat O'Donnell | 2011 | Tony Carvitti | | Mike Mickens (Def.) | Mardy Gilyard, KR & WR (1st) | |
| 2010 Collin McCafferty | 2010 | Tony Carvitti | 2004 | Earnest Jackson (Off.) | (ST Player of the Year) | |
| 2009 Mike Windt | 2009 | Andre Frazier | | Anthony Hoke (Def.) | Connor Barwin, DE (1st) | |
| 2008 Brandon Underwood | 2008 | Josh Shneyderov | 2003 | Hannibal Thomas (Off.) | Kevin Huber, P (1st) | |
| 2007 Kevin Huber | 2007 | Kirt Doolin | | Mike Wright (Def.) | Mike Mickens, CB (1st) | |
| 2006 Dominick Goodman | 2006 | Adam Hoover | 2002 | Trent Cole (Def.) | Brandon Underwood, S (1st) | |
| 2005 Chet Ervin | 2005 | Greg Lee | | Travis McGee (Off.) | Terrill Byrd, DT (2nd) | |
| 2005 Donald Germany | 2005 | Ashley Hunt | 2001 | Gino Guidugli (Off.) | Trevor Canfield, OL (2nd) | |
| 2004 Kevin Lovell | 2004 | Bryan Preston | | Doug Monaghan (Def.) | Dominick Goodman, WR (2nd) | |
| 2003 Chris Manfredini | 2003 | John Kobalka | 2000 | Shawn Murphy (Off.) | Tony Pike, QB (2nd) | |
| 2002 Tye Keith | 2002 | John Kobalka | | Zach Norton (Def.) | 2007 Brian Kelly (Coach of the Year) | |
| 2001 Adam Wulfeck | 2001 | Mike Guzda | 1999 | Josh Gardner (Off.) | Kevin Huber, P (1st) | |
| | | 1993 Kris Bjorson | | Ivan Fields (Def.) | (ST Player of the Year) | |
| Jim Kelly Award (Outstanding Spirit) | | 1992 Evan Davis (Off.) | 1998 | DeMarco McCleskey (Off.) | Haruki Nakamura, DB (1st) | |
| 2011 Zach Collaros (Off.) | 2011 | Wesley Richardson (Def.) | | Blue Adams (Def.) | Mike Mickens, CB (1st) | |
| | | C.J. Cobb (Off.) | 1997 | Jason Collins-Baker (Off.) | Terrill Byrd, DL (1st) | |
| | | Walter Stewart (Def.) | | DeJuan Gossett (Def.) | Anthony Hoke, DL (2nd) | |
| 2009 John Goebel | 2009 | | 1996 | Robert Cooper | DeAngelo Smith, CB (2nd) | |
| 2008 Dustin Grutza (Off.) | 2008 | | 1995 | Chad Plummer (Off.) | Trevor Canfield, OL (2nd) | |
| | | Lamonte Nelms (Def.) | | Orlando Smith (Off.) | Marcus Barnett, WR (2nd) | |
| 2007 Mike Daniels (Off.) | 2007 | Camaron Beard (Def.) | 1994 | Jason Fabini (Off.) | 2006 Terrill Byrd, DT (1st) | |
| | | Travis Kelce (Off.) | | Phillip Curry (Def.) | Kevin McCullough, LB (1st) | |
| 2006 Bill Poland (Off.) | 2006 | Vidal Hazelton (Off.) | 1993 | Chris Hewitt | Dominic Ross, S (1st) | |
| | | Collin McCafferty (Def.) | 1992 | Jamie Lemire | Trevor Canfield, G (2nd) | |
| 2005 Ryan Brown (Off.) | 2005 | Danny Milligan (Off.) | 1991 | Reggie Hudson | Brent Celek, TE (2nd) | |
| | | Walter Stewart (Def.) | 1990 | Paul Anderson (Off.) | Mike Mickens, CB (2nd) | |
| 2004 Clint Stickdorn (Off.) | 2004 | John Goebel (Off.) | | Nate Dingle (Def.) | 2005 Mike Mickens, CB (2nd) | |
| | | Alex Delisi (Def.) | | | Corey Smith, LB (2nd) | |
| 2003 Josh Shneyderov (Off.) | 2003 | John Goebel (Off.) | | | | |

*-Unanimous selection

American Eagle BIG EAST Football Scholar-Athlete of the Year

| | |
|------|-------------|
| 2011 | JK Schaffer |
| 2010 | John Goebel |

Academic All-BIG EAST

| | | | |
|------|----------------------|------|----------------------|
| 2011 | Alex Apyan | 2007 | Austen Bujnoch |
| | Tom DeTemple | | Drew Frey |
| | Jacob Giltrow | | Dan Giordano |
| | Alex Hoffman | 2006 | Sean Hooley |
| | Sean Hooley | | Brendon Kay |
| | Cory Keebler | | Eric Lefeld |
| | John Lloyd | | Colin Lozier |
| | Jordan Luallen | | Breon Mapp |
| | Mitch Meador | | Tony Miliano |
| | Pat O'Donnell | | Demetrius Richardson |
| | Josh Russ | | JK Schaffer |
| | George Winn | 2005 | Adrian Witty |
| 2010 | Chazz Anderson | | Alex Apyan |
| | Robby Armstrong | | Austen Bujnoch |
| | Alex Delisi | | T.J. Franklin |
| | Drew Frey | | Dan Giordano |
| | John Goebel | | Alex Hoffman |
| | Sean Hooley | | Brendon Kay |
| | Colin Lozier | | Collin McCafferty |
| | Mitch Meador | 2010 | Pat O'Donnell |
| | Demetrius Richardson | 2009 | J.K. Schaffer |
| | George Winn | | Chazz Anderson |
| 2009 | Alex Delisi | | T.J. Franklin |
| | Drew Frey | | Dan Giordano |
| | John Goebel | 2008 | Alex Hoffman |
| | Sean Hooley | | Jeff Linkenbach |
| | Collin McCafferty | | J.K. Schaffer |
| | Aaron Webster | | Chazz Anderson |
| 2008 | Chazz Anderson | 2007 | Robby Armstrong |
| | Zach Collaros | | John Goebel |
| | John Goebel | | Alex Hoffman |

| |
|------------------|
| Kevin Huber |
| Jeff Linkenbach |
| Ryan Manalac |
| J.K. Schaffer |
| DeAngelo Smith |
| Cedric Tolbert |
| Digger Bujnoch |
| Chris Flores |
| Kevin Huber |
| Jeff Linkenbach |
| Ryan Manalac |
| Cedric Tolbert |
| Digger Bujnoch |
| Brad Bury |
| Jon Carpenter |
| Tony Carvitti |
| Brent Celek |
| Chris Flores |
| Kevin Huber |
| Jeff Linkenbach |
| Ryan Manalac |
| Bill Poland |
| Dominic Ross |
| Kurt Shoemaker |
| Brian Steel |
| Jon Tobin |
| Cedric Tolbert |
| Ryan Brown |
| Digger Bujnoch |
| Jon Carpenter |
| Anthony Carvitti |
| Brent Celek |
| Ryan Manalac |
| William Poland |
| Dominic Ross |
| Jonny Zwiatt |

BIG EAST Conference Players of the Week

| | |
|------|-------------------------------|
| 2011 | Pat O'Donnell, ST (09/26) |
| | JK Schaffer, Def. (09/26) |
| | Isaiah Pead, Off. (10/17) |
| | Zach Collaros, Off. (10/24) |
| | Anthony McClung, Off. (12/05) |
| 2010 | Armon Binns, Off. (10/18) |
| 2009 | Tony Pike, Off. (9/7) |
| | Mardy Gilyard, ST (9/14) |
| | Mardy Gilyard, Off. (9/28) |
| | Jacob Rogers, ST (10/19) |
| | Zach Collaros, Off. (11/9) |
| | Jacob Rogers, ST (11/9) |
| | Tony Pike, Off. (11/30) |
| | Mardy Gilyard, ST (12/7) |
| | Tony Pike, Off. (12/7) |
| 2008 | Connor Barwin, ST (10/6) |
| | Mardy Gilyard, ST (9/8) |
| | Mardy Gilyard, ST (11/9) |
| | Dustin Grutza, Off. (9/2) |
| | Kevin Huber, ST (10/13) |
| | Jake Rogers, ST (11/30) |
| | Aaron Webster, Def. (11/9) |
| 2007 | Dustin Grutza, Off. (9/17) |
| | Ben Mauk, Off. (10/1) |
| | Ben Mauk, Off. (11/26) |
| | Mike Mickens, Def. (9/3) |
| | Ryan Manalac, Def. (10/8) |

| | |
|------|--------------------------------|
| 2006 | Haruki Nakamura, Def. (11/5) |
| | Jake Rogers, ST (9/10) |
| | Kevin Huber, ST (10/8) |
| | Kevin McCullough, Def. (10/23) |
| | Dustin Grutza, Off. (10/30) |
| 2005 | DeAngelo Smith, Def. (11/ 20) |
| | Dustin Grutza, Off. (9/3) |
| | Chet Ervin, ST (10/29) |
| | Kevin McCullough, Def. (10/29) |

All-Conference USA

| | |
|------|-----------------------------|
| 2004 | Brent Celek, TE (2nd) |
| | Trent Cole, DE (1st) |
| | Jamar Enzor, LB (2nd) |
| | Andre Frazier, DE (1st) |
| | Tyjuan Hagler, LB (3rd) |
| | Richard Hall, RB (3rd) |
| | Daven Holly, DB (2nd) |
| | Doug Monaghan, DB (2nd) |
| | Clint Stickdorn, OT (3rd) |
| | Kyle Takavitz, OG (1st) |
| | Hannibal Thomas, WR (2nd) |
| 2003 | Trent Cole, DE (1st) |
| | Jamar Enzor, LB (3rd) |
| | Andre Frazier, DE (2nd) |
| | Daven Holly, DB (2nd) |
| | Zach Norton, DB (2nd) |
| | Kyle Takavitz, OL (1st) |
| 2002 | Blue Adams, DB (2nd) |
| | Kirt Doolin, OL (1st) |
| | Gino Guidugli, QB (2nd) |
| | DeMarco McCleskey, RB (2nd) |
| | Antwan Peek, DL (1st) |
| | Jonathan Ruffin, K (2nd) |
| | LaDaris Vann, WR (1st) |
| 2001 | DeWayne Johnston, OL (2nd) |
| | Antwan Peek, DL (1st) |
| | LaDaris Vann, WR (1st) |
| | Adam Wulfeck, P (2nd) |
| 2000 | Troy Evans, LB (2nd) |
| | DeJuan Gossett, DB (2nd) |
| | Ray Jackson, RB (1st) |
| | Mario Monds, DL (2nd) |
| | Doug Rosfeld, C (1st) |
| | Jonathan Ruffin, K (1st) |
| | (ST Player of the Year) |
| | Andy Weinheimer, OL (2nd) |
| | Adam Wulfeck, P (2nd) |
| 1999 | Robert Cooper, RB (2nd) |
| | DeJuan Gossett, DB (2nd) |
| | Doug Rosfeld, OL (1st) |
| | Adam Wulfeck, P (2nd) |
| 1998 | Hassan Champion, LB (2nd) |
| | Brian Uhl, OL (1st) |
| 1997 | Pierre Brilliant, OL (2nd) |
| | Phillip Curry, LB (1st) |
| | Jason Fabini, OL (1st) |
| | Brad Jackson, LB (1st) |
| | Tinker Keck, DB & PR (1st) |
| | (ST Player of the Year) |
| | Derrick Ransom, DL (2nd) |
| | Brian Uhl, OL (2nd) |
| 1996 | Phillip Curry, LB (2nd) |
| | Joel Dolinski, OL (2nd) |
| | Jason Fabini, OL (1st) |

| | |
|------|--|
| 1995 | Darrius Felder, DL (1st) |
| | Sam Barnes, DB (1st) |
| | Chris Hewitt, DB (2nd) |
| | Brad Jackson, LB (2nd) |
| | Eric Richards, PK (1st) |
| | Daryl Royal, RB (2nd) |
| | Steve Smith, P (1st) |
| | Brian Uhl, OL (2nd) |
| | Muhammed El-Mubarak, LB (2nd) |
| | Jason Fabini, OL (1st) |
| | Darrius Felder, DL (1st) |
| | Sam Barnes, DB (1st) |
| | Chris Hewitt, DB (2nd) |
| | Brad Jackson, LB (1st) |
| | Jamie Lemire, OL (2nd) |
| | Eric Richards, PK (2nd) |
| | Orlando Smith, RB (2nd) |
| | Steve Smith, P (2nd) |
| | Robert Tate, WR & KR (1st) |
| | (Offensive & Special Teams Player of the Year) |

Conference USA All-Freshman

| | |
|------|------------------------|
| 2004 | Anthony Hoke, DE |
| | Doug Jones, FB |
| 2002 | Chet Ervin, P |
| | Joel Yakovac, OL |
| 2001 | Andre Frazier, DL |
| | Gino Guidugli, QB |
| | (Freshman of the Year) |
| | Doug Monaghan, DB |
| | Kyle Takavitz, OL |
| 2000 | Josh Shneyderov, OL |
| 1999 | Derrick Adams, DL |
| | Ivan Fields, DB |
| | Josh Gardner, OL |
| | P.J. Mays, RB |
| | LaDaris Vann, WR |
| | (Freshman of the Year) |
| 1998 | Blue Adams, DB |
| | Kirt Doolin, OL |
| | DeMarco McCleskey, RB |
| | Ben Piening, DL |
| | Adam Wulfeck, P |
| 1997 | DeJuan Gossett, DB |
| | Jason Mammarelli, K |
| 1996 | Ken Biggs, OL |
| | Robert Cooper, RB |

C-USA Player of the Week

| | |
|------|--------------------------------|
| 2004 | Richard Hall, Offense (9/11) |
| | Trent Cole, Defense (9/25) |
| | Andre Frazier, Defense (10/30) |
| | Chet Ervin, Specialist (10/30) |
| | Gino Guidugli, Off. (11/6) |
| | Gino Guidugli, Off. (11/20) |
| 2003 | Trent Cole, Defense (9/22) |
| | Richard Hall, Offense (9/29) |
| 2002 | Gino Guidugli, Offense (9/3) |
| | Blue Adams, Defense (9/23) |
| | Andre Frazier, Def. (11/11) |
| | Antwan Peek, Def. (9/30) |
| | Antwan Peek, Def. (12/1) |
| 2001 | Gino Guidugli, Off. (9/10) |
| | Gino Guidugli, Off. (12/3) |

| | | | | | | | |
|-----------------------------|--------------------------------|----------------------------|--------------------------------|-----------------------------|--------------------------------------|---------------------------------|--------------------------|
| | Adam Wulfreck, Spec. (10/8) | | Roosevelt Mukes, WR | All-Mid-American Conference | | Coaches All-America Game | |
| | Antwan Peek, Spec. (10/15) | | Andrew Stewart, DE | 1952 | Terry Boyle, G | 1970 | Jim O'Brien, E |
| | Antwan Peek, Def. (10/22) | 1986 | Reggie Taylor, RB (MVP) | | Dom Del Bene, HB | | |
| | Antwan Peek, Def. (12/3) | | Alex Gordon, LB | | Don Fritz, DE | College All-Star Game | |
| | Jonathan Ruffin, Spec. (11/5) | | John Lewis, FS | | Dick Goist, HB | 1953 | Bill Shalosky, G |
| 2000 | Jon Olinger, Off. (11/26) | | Danny McCoin, QB | | Don Grammer, T | 1959 | Joe Morrison, HB |
| | Troy Evans, Def. (9/12) | | Jason Stargel, WR | | Gene Rossi, QB | 1960 | Jim Leo, E (MVP) |
| | Jason Mammarelli, Spec. (9/12) | 1985 | Reggie Taylor, RB (MVP) | | Glen Sample, LB | | Ed Kovac, HB |
| | Jonathan Ruffin, Spec. (9/5) | | Shaun Burdick, P | | Bill Shalosky, G | 1962 | Ken Byers, T |
| | Jonathan Ruffin, Spec. (11/20) | | Nick Gotovac, C | 1951 | Bob Dougherty, FB | 1965 | Al Nelson, HB |
| | Ivan Fields, Def.(11/13) | | Danny McCoin, QB | | Dick Jarvis, E | 1969 | Greg Cook, QB (MVP) |
| | Gerry Ruff, Def. (11/20) | | Richard Rhodes, S | | Andy Matto, T | 1971 | Bob Bell, T |
| | 1999 | Eddie Johnson, Def. (9/20) | 1984 | Deno Foster, WR | | Frank Middendorf, C | |
| | Robert Cooper, Off. (11/1) | | Reggie Taylor, RB | | Gene Rossi, QB | East-West Shrine Game | |
| 1998 | Shawn Ferguson, Def. (10/19) | 1983 | Gene Beck, OG | | Glen Sample, LB | 1944 | Jim Dougherty, HB |
| 1997 | Chad Plummer, Off. (9/1) | | Don Goodman, FB | | Bill Shalosky, G | 1952 | Bill Shalosky, G |
| | Entire Defense (9/22) | | George Jamison, DE | | Bob Stratton, DB | 1955 | Dick Goist, HB |
| | Doug Johnson, Spec. (9/29) | 1982 | Gene Beck, OG | 1950 | Jim Kelly, E | 1954 | Jack Campbell, G |
| | Artrell Hawkins, Def. (9/29) | | Allen Harvin, TB | | Frank Middendorf, C | 1964 | Al Nelson, HB |
| | Tinker Keck, Def. (10/6) | | Errol Cleveland, DE | | Gene Rossi, QB | 1969 | Jim O'Brien, E |
| | Phillip Curry, Def. (10/27) | | Antonio Gibson, S | | Bill Shalosky, G | 1970 | Bob Bell, T |
| | Tinker Keck, Spec. (10/27) | 1981 | James Bettis, TB (MVP) | | Bob Stratton, DB | 1973 | Tom Forrest, OG |
| 1996 | Chad Plummer, Off. (9/9) | | Kari Yli-Renko, OT | 1949 | Lee Haslinger, G | 1975 | Tom Marvaso, DB |
| | Chad Plummer, Off. (10/21) | | Mike Brookins, LB | | Jim Kelly, E | 1976 | Keith Jenkins, DB |
| | Phillip Curry, Def. (9/9) | | Antonio Gibson, S | | Tom O'Malley, QB | 1987 | Alex Gordon, LB |
| | Chris Hewitt, Def. (11/25) | 1979 | Farley Bell, DE | 1948 | Jim Dougherty, FB | | Reggie Taylor, RB |
| | Eric Richards, Spec. (9/30) | | | | John Vilkoski, G | 1988 | Danny McCoin, QB |
| | Daryl Royal, Off. (9/30) | | All-Missouri Valley Conference | 1947 | Dick Langenbeck, T | 1989 | Andrew Stewart, DE |
| | Steve Smith, Spec. (10/21) | 1969 | Jim O'Brien, E | | Roger Stephens, HB | 1992 | Jamie Crysdale, C |
| | Robert Cooper, Off. (10/28) | | Bob Merkich, OT | | John Vilkoski, G | 1999 | Tinker Keck, S |
| | Eric Richards, Spec. (11/18) | | Earl Willson, LB | | | 2000 | Mario Monds, DT |
| | Robert Tate, Spec. (11/25) | 1968 | Jim O'Brien, E | | ALL-STAR GAME PARTICIPANTS | 2007 | Brent Celek, TE |
| | | | Bob Merkich, OT | | All-American Bowl | 2008 | Brandon Underwood, DB |
| All-Liberty Bowl Alliance | | | Greg Cook, QB | 1959 | Ed Denk, T | 2010 | Armon Binns, WR |
| 1995 | Muhammed El-Mubarak, LB | 1967 | Ed Nieman, OG | 1960 | Jim Leo, E | | |
| | Sam Garnes, DB | | Lloyd Pate, HB | | | Florida Citrus All-Star Classic | |
| | Chris Hewitt, DB | | Tony Jackson, DB | | All-American Classic | 1998 | Chad Plummer, WR |
| | Jamie Lemire, OL | 1966 | Kevin Teismann, OG | 1989 | Marvin Bowman, DB | 2000 | Deontey Kenner, QB |
| | Robert Tate, WR & KR | | Bob Amburgy, DB | | | 2002 | Kirt Doolin, OL |
| | (ST Player of the Year) | 1965 | Rich Lucka, OT | | American Bowl | | DeMarco McCleskey, RB |
| | Rick Minter | | Bill Bailey, HB | 1969 | Greg Cook, QB | | Jonathan Ruffin, K (MVP) |
| | (Coach of the Year) | | Doug DeRosa, DB | 1970 | Jim O'Brien, E | 2003 | Zach Norton, DB |
| 1994 | Matt Vaupel, OG | 1964 | Bob Taylor, T | | | 2004 | Jamar Enzor, LB |
| | | | Roger Perdrix, G | | Astroturf NFLPA Collegiate Bowl | | |
| | | | Al Nelson, HB | 2011 | JK Schaffer | | Hula Bowl |
| All-Independent FB Alliance | | | Brig Owens, HB | | | 2008 | Angelo Craig |
| 1993 | Jocelyn Borgella, CB | | Jim Curry, E | | Blue-Gray Game | | Glen "Digger" Bujnoch |
| | Jason Coppess, LB | 1963 | Darrell Cauley, G | 1951 | Frank Middendorf, C | | Anthony Hoke |
| | Chris Hewitt, KOR | | Brig Owens, HB | 1957 | Barry Maroney, HB | | Haruki Nakamura |
| | David Small, RB | | Royce Starks, HB | 1959 | Jack Lee, QB | | |
| | Ray Woodside, OG | 1962 | Ken Byers, T | | Max Messner, T | | Japan Bowl |
| 1992 | Alan Fletcher, FS | 1961 | Rufus Simmons, G | | Greg Cook, QB | 1977 | Dan Rains, DE |
| | Marlon Pearce, WR | 1960 | Ken Byers, T | | Tom Rossley, E | 1981 | James Bettis, TB |
| | | | Fred Oblak, HB | 1975 | Clarence Sanders, LB | | |
| All-Metro Conference | | | Jim Leo, E | 1976 | Lou West, DB | | Las Vegas Classic |
| 1989 | John Arena, OG | 1959 | Jack Lee, QB | 1986 | Alex Gordon, LB (MVP) | 2004 | Hannibal Thomas, WR |
| | Marvin Bowman, FS | | Ed Kovac, HB | 1989 | Marvin Bowman, DB | 2005 | Chet Ervin, P |
| | Jack Bruscianelli, LB | | Jack Lee, QB | 1992 | Jamie Crysdale, C | | Adam Roberts, DE |
| | Phil Poirier, NT | 1958 | Ed Kovac, HB | | Ronnie Dixon, DT | | |
| 1988 | Chris Asbeck, DT | | Jim Leo, E | 1996 | Chris Hewitt, DB | | North-South Shrine Game |
| | Daryl Huber, TE | 1957 | Ron Couch, G | 1999 | Tinker Keck, DB | 1976 | Gary Oetjen, C |
| | Al McKinney, RB | | Dick Seomin, C | | | | Lou West, DB |
| | Andrew Stewart, DE | | Joe Morrison, HB | | Casino Del Sol College All-Star Game | | |
| 1987 | Chris Asbeck, DT | | Barry Maroney, HB | 2011 | Evan Davis | | |
| | Bill Davis, WR | | | | | | |
| | Phil Insalaco, PK | | | | | | |

North-South Game

| | |
|------|--|
| 1953 | Bob Marich, G |
| 1959 | Ed Kovac, HB Jim Leo, E Joe Morrison, HB Ron Kostelnik, T |
| 1960 | |

All-Ohio Shrine Bowl

| | |
|------|--|
| 1972 | Billy Hunter, S Ed Bolis, LB Denny Holthaus, OG Reggie Harrison, HB Quincy Daniels, HB Mike Kleinhenz, LB |
| 1973 | Mike Campbell, QB Jeff West, TE Jim Hoeh, DT |
| 1974 | Jay Bonds, FB (MVP) Paul Hunter, DB Ed Jones, DT |
| 1975 | Steve Bell, TE Harold Lee, FL Henry Miller, QB |
| 1976 | |

Senior Bowl

| | |
|------|---|
| 1952 | Frank Middendorf, C |
| 1959 | Joe Morrison, HB Dick Goist, HB |
| 1960 | Jack Lee, QB (MVP) Ed Kovac, HB Jim Leo, E |
| 1969 | Greg Cook, QB Tom Rossley, E Jim O'Brien, E Bob Bell, T |
| 1970 | Tom Marvaso, DB |
| 1971 | Mike Woods, LB |
| 1975 | Andrew Stewart, DE Chris Asbeck, DT |
| 1977 | Robert Tate, WR |
| 1978 | Jason Fabini, OT Artrell Hawkins, CB Brad Jackson, LB Derrick Ransom, DE |
| 1996 | Mario Monds, DT |
| 1997 | Trent Cole, DE Connor Barwin, DE Trevor Canfield, OL Kevin Huber, P Mike Mickens, DB DeAngelo Smith, DB Brandon Underwood, DB |
| 2000 | |
| 2004 | |
| 2008 | |
| 2009 | Mardy Gilyard, WR Tony Pike, QB Mike Windt, LS |
| 2011 | John Hughes, DL Isaiah Pead RB (MVP) Derek Wolfe, DL |

Texas vs. the Nation All-Star Bowl

| | |
|------|---------------------------------------|
| 2007 | John Bowie, CB |
| 2009 | Alex Daniels, DL Aaron Webster, DB |
| 2010 | Jacob Rogers, K |

ALL-AMERICANS**Danny Barrett**

| | |
|------|----------------------|
| 1982 | AP Honorable Mention |
|------|----------------------|

Bob Bell

| | |
|------|--|
| 1970 | Central Press Second Team AP Third Team |
|------|--|

James Bettis

| | |
|------|----------------------|
| 1981 | AP Honorable Mention |
|------|----------------------|

Ken Byers

| | |
|------|--------------------------------|
| 1961 | Williamson Ratings Second Team |
|------|--------------------------------|

Terrill Byrd

| | |
|------|----------------|
| 2007 | AP Second Team |
|------|----------------|

Trevor Canfield

| | |
|------|----------------|
| 2008 | AP Second Team |
|------|----------------|

Toney Catchings

| | |
|------|---------------------------------|
| 1986 | Honorable Mention Sporting News |
|------|---------------------------------|

Trent Cole

| | |
|------|-------------------------|
| 2004 | CollegeFootballNews.com |
|------|-------------------------|

Greg Cook

| | |
|------|--|
| 1968 | AP Second Team UPI Second Team NEA Second Team |
|------|--|

Deno Foster

| | |
|------|----------------------|
| 1984 | AP Honorable Mention |
|------|----------------------|

Antonio Gibson

| | |
|------|----------------------|
| 1981 | AP Honorable Mention |
| 1982 | AP Honorable Mention |

Mardy Gilyard

| | |
|------|--|
| 2009 | AFCA First Team (KR) SI.com First Team (WR) |
| 2008 | Rivals.com First Team (KR) |

Dick Goist

| | |
|------|-------------------|
| 1953 | Honorable Mention |
| 1954 | Honorable Mention |

Alex Gordon

| | |
|------|---|
| 1986 | AP Honorable Mention Sporting News Honorable Mention |
|------|---|

Allen Harvin

| | |
|------|----------------------|
| 1982 | AP Honorable Mention |
|------|----------------------|

Kevin Huber

| | |
|------|---|
| 2008 | Consensus All-American AP First Team AFCA First Team FWAA First Team Rivals.com First Team SI.com First Team |
| 2007 | Consensus All-American AP First Team FWAA First Team Walter Camp First Team |

George Jamison

| | |
|------|----------------------|
| 1983 | AP Honorable Mention |
|------|----------------------|

Keith Jenkins

| | |
|------|-------------------------|
| 1975 | Recap Honorable Mention |
|------|-------------------------|

Jim Leo

| | |
|------|--|
| 1959 | Williamson Rating Honorable Mention |
|------|--|

Tom Marvaso

| | |
|------|--------------------------|
| 1975 | Sporting News First Team |
|------|--------------------------|

Danny McCain

| | |
|------|----------------------|
| 1986 | AP Honorable Mention |
|------|----------------------|

Mike Mickens

| | |
|------|--|
| 2008 | Walter Camp Second Team AP Third Team |
| 2007 | FWAA All-America First Team |

Al Nelson

| | |
|------|----------------------|
| 1964 | AP Honorable Mention |
|------|----------------------|

Ray Nolting

| | |
|------|-------------------|
| 1935 | Honorable Mention |
|------|-------------------|

Jim O'Brien

| | |
|------|---|
| 1968 | AP Honorable Mention |
| 1969 | AP Honorable Mention UPI Honorable Mention |

Dan Rains

| | |
|------|----------------------|
| 1977 | AP Honorable Mention |
|------|----------------------|

Gene Rossi

| | |
|------|-------------------|
| 1951 | Honorable Mention |
| 1952 | Honorable Mention |

Tom Rossley

| | |
|------|----------------------|
| 1968 | AP Honorable Mention |
|------|----------------------|

Jonathan Ruffin

| | |
|------|---|
| 2000 | Consensus All-American AP First Team FWAA First Team SI First Team Sporting News First Team Walter Camp First Team Lou Groza Award Winner |
|------|---|

Clarence Sanders

| | |
|------|----------------------------------|
| 1975 | AP First Team NEA Second Team |
|------|----------------------------------|

Bill Shalosky

| | |
|------|-------------------|
| 1952 | Honorable Mention |
|------|-------------------|

Jason Stargel

| | |
|------|---------------------------------|
| 1986 | Sporting News Honorable Mention |
|------|---------------------------------|

Andrew Stewart

| | |
|------|----------------------|
| 1988 | AP Honorable Mention |
|------|----------------------|

Bob Stratton

| | |
|------|-------------------|
| 1951 | Honorable Mention |
|------|-------------------|

Reggie Taylor

| | |
|------|---|
| 1984 | AP Honorable Mention |
| 1985 | AP Honorable Mention |
| 1986 | AP Honorable Mention Sporting News Honorable Mention |

Derek Wolfe

| | |
|------|--|
| 2011 | AP Second Team Scout.com Second Team SI.com Second Team Yahoo! Sports Second Team Phil Steele Third Team |
|------|--|

Mike Woods

| | |
|------|---|
| 1977 | AP First Team NEA First Team Sporting News First Team |
|------|---|

COSIDA ACADEMIC ALL-AMERICANS**First Team**

| | |
|------|--------------------|
| 1981 | Karl Yli-Renko, OL |
| 1990 | Kyle Stroh, DL |
| 1991 | Kris Bjorson, TE |
| 1997 | John Kobalka, DL |

Second Team

| | |
|------|--------------------|
| 1979 | Edward Koboves, OL |
| 1983 | Jason Stargel, WR |
| 1989 | Jeff Jones, P |

NFL DRAFT SELECTIONS

| DRAFT | ROUND | NO. | PLAYER | TEAM | POS | DRAFT | ROUND | NO. | PLAYER | TEAM | POS |
|-------|-------|-----|-------------------|---------------------|------|-------|-------|-----|------------------|---------------------|-----|
| 2012 | 2 | 36 | Derek Wolfe | Denver Broncos | DL | 1969 | 12 | 287 | Lloyd Pate | Buffalo Bills | RB |
| 2012 | 2 | 50 | Isaiah Pead | St. Louis Rams | RB | 1967 | 5 | 132 | Jay Bachman | Green Bay Packers | OL |
| 2012 | 3 | 87 | John Hughes | Cleveland Browns | DL | 1965 | 3 | 35 | Al Nelson | Philadelphia Eagles | RB |
| 2012 | 4 | 126 | Adrien Robinson | New York Giants | TE | 1965 | 7 | 89 | Brig Owens | Dallas Cowboys | DB |
| 2011 | 6 | 191 | Jason Kelce | Philadelphia Eagles | OL | 1965 | 12 | 168 | Ted Rodosovich | Baltimore Colts | OL |
| 2010 | 4 | 99 | Mardy Gilyard | St. Louis Rams | WR | 1964 | 6 | 82 | Jim Curry | Dallas Cowboys | E |
| 2010 | 6 | 204 | Tony Pike | Carolina Panthers | QB | 1962 | 7 | 97 | Ken Byers | New York Giants | T |
| 2010 | 7 | 238 | Ricardo Matthews | Indianapolis Colts | DL | 1961 | 2 | 26 | Ron Kostelnik | Green Bay Packers | G |
| 2009 | 2 | 46 | Connor Barwin | Houston Texans | DL | 1960 | 3 | 36 | Jim Leo | New York Giants | DE |
| 2009 | 5 | 142 | Kevin Huber | Cincinnati Bengals | P | 1960 | 6 | 61 | Jack Lee | St. Louis Cardinals | QB |
| 2009 | 5 | 143 | DeAngelo Smtih | Dallas Cowboys | DB | 1960 | 6 | 68 | Ed Kovac | Chicago Bears | HB |
| 2009 | 6 | 286 | Brandon Underwood | Green Bay Packers | DB | 1960 | 9 | 99 | Max Messner | Detroit Lions | T |
| 2009 | 7 | 227 | Mike Mickens | Dallas Cowboys | DB | 1960 | 16 | 183 | Steve Rasso | Detroit Lions | B |
| 2009 | 7 | 254 | Trevor Canfield | Arizona Cardinals | OL | 1959 | 3 | 34 | Joe Morrison | New York Giants | HB |
| 2008 | 6 | 206 | Haruki Nakamura | Baltimore Ravens | DB | 1959 | 9 | 99 | Gene Johnson | Philadelphia Eagles | DB |
| 2008 | 7 | 244 | Angelo Craig | Cincinnati Bengals | DL | 1958 | 13 | 157 | Barry Maroney | Detroit Lions | B |
| 2007 | 4 | 110 | John Bowie | Oakland Raiders | DB | 1957 | 22 | 265 | Jim Niemann | New York Giants | B |
| 2007 | 5 | 162 | Brent Celek | Philadelphia Eagles | TE | 1956 | 22 | 257 | Joe Miller | Philadelphia Eagles | B |
| 2005 | 5 | 146 | Trent Cole | Philadelphia Eagles | DL | 1955 | 10 | 114 | Terry Boyle | Pittsburgh Steelers | T |
| 2005 | 5 | 173 | Tyjuan Hagler | Indianapolis Colts | LB | 1955 | 12 | 144 | Dick Goist | Detroit Lions | B |
| 2005 | 7 | 215 | Daven Holly | San Francisco 49ers | DB | 1955 | 28 | 331 | Jim Hoffman | Los Angeles Rams | B |
| 2003 | 3 | 67 | Antwan Peek | Houston Texans | DL | 1955 | 29 | 343 | Bob Howe | Los Angeles Rams | B |
| 2003 | 5 | 159 | Jon Olinger | Atlanta Falcons | WR | 1954 | 12 | 139 | Don Fritz | Pittsburgh Steelers | E |
| 2003 | 7 | 220 | Blue Adams | Detroit Lions | DB | 1954 | 20 | 238 | Bob Dougherty | Los Angeles Rams | B |
| 2002 | 7 | 212 | LaVar Glover | Pittsburgh Steelers | DB | 1953 | 5 | 52 | Bill Shalosky | Chicago Cardinals | G |
| 2001 | 6 | 186 | Mario Monds | Washington Redskins | DT | 1953 | 11 | 122 | Gene Rossi | Baltimore Colts | B |
| 1999 | 6 | 204 | Chad Plummer | Denver Broncos | WR | 1953 | 13 | 156 | Andy Matto | Los Angeles Rams | T |
| 1998 | 2 | 43 | Artrell Hawkins | Cincinnati Bengals | DB | 1953 | 27 | 317 | Jack Delaney | Pittsburgh Steelers | B |
| 1998 | 3 | 79 | Brad Jackson | Miami Dolphins | LB | 1952 | 12 | 139 | Frank Middendorf | Washington Redskins | C |
| 1998 | 4 | 111 | Jason Fabini | New York Jets | OL | 1950 | 20 | 249 | Sheldon Dunlap | Baltimore Colts | G |
| 1998 | 6 | 181 | Derrick Ransom | Kansas City Chiefs | DL | 1950 | 30 | 379 | Tom Blake | Baltimore Colts | G |
| 1998 | 7 | 237 | Rodrick Monroe | Dallas Cowboys | TE | 1948 | 9 | 70 | Mike Graham | Los Angeles Rams | B |
| 1997 | 5 | 136 | Sam Barnes | New York Giants | DB | 1947 | 6 | 42 | Roger Stephens | Chicago Bears | B |
| 1997 | 6 | 183 | Robert Tate | Minnesota Vikings | WR | 1947 | 7 | 53 | Bill Smyth | Los Angeles Rams | T |
| 1994 | 4 | 119 | Mike Davis | Houston Oilers | DB | 1947 | 17 | 149 | Elbie Nickel | Pittsburgh Steelers | E |
| 1994 | 6 | 183 | Jocelyn Borgella | Detroit Lions | DB | 1947 | 25 | 232 | Fred Redeker | Green Bay Packers | B |
| 1993 | 4 | 165 | Ronnie Dixon | New Orleans Saints | DL | 1947 | 29 | 272 | Dick Lagenbeck | Philadelphia Eagles | T |
| 1989 | 6 | 107 | Andrew Stewart | Cleveland Browns | DL | 1946 | 25 | 234 | Allen Richards | Chicago Bears | B |
| 1988 | 11 | 281 | Danny McCoin | Cincinnati Bengals | QB | 1944 | 5 | 34 | Vern Ullom | Brooklyn Tigers | E |
| 1987 | 2 | 42 | Alex Gordon | New York Jets | LB | 1943 | 17 | 157 | Nick Skorich | Pittsburgh Steelers | G |
| 1987 | 11 | 280 | Reggie Taylor | Cincinnati Bengals | RB | 1940 | 19 | 177 | John Popov | Chicago Bears | B |
| 1982 | 8 | 222 | Karl Yli-Renko | Cincinnati Bengals | OL | | | | | | |
| 1982 | 12 | 318 | Hobson Milner | Minnesota Vikings | RB | | | | | | |
| 1980 | 6 | 155 | Farley Bell | Washington Redskins | LB | | | | | | |
| 1979 | 11 | 286 | Bob Wright | Chicago Bears | T | | | | | | |
| 1978 | 2 | 52 | Mike Wright | Baltimore Colts | LB | | | | | | |
| 1978 | 10 | 260 | Mike Connell | San Francisco 49ers | P | | | | | | |
| 1978 | 10 | 264 | Charles Price | San Diego Chargers | TE | | | | | | |
| 1977 | 6 | 161 | Keith Jenkins | Atlanta Falcons | DB | | | | | | |
| 1977 | 11 | 296 | Lou West | Pittsburgh Steelers | DB | | | | | | |
| 1976 | 6 | 179 | Tom Marvaso | Washington Redskins | DB | | | | | | |
| 1976 | 9 | 265 | Wentford Gaines | Pittsburgh Steelers | DB | | | | | | |
| 1976 | 14 | 378 | Ed Jones | San Diego Chargers | OL | | | | | | |
| 1976 | 17 | 463 | Clarence Sanders | San Diego Chargers | LB | | | | | | |
| 1975 | 5 | 122 | Jeff West | Cincinnati Bengals | TE/P | | | | | | |
| 1975 | 12 | 304 | Chuck Bland | Dallas Cowboys | DB | | | | | | |
| 1974 | 3 | 73 | Evan Jolitz | Cincinnati Bengals | LB | | | | | | |
| 1974 | 8 | 185 | Tom Forrest | San Diego Chargers | OL | | | | | | |
| 1974 | 9 | 215 | Reggie Harrison | St. Louis Cardinals | RB | | | | | | |
| 1974 | 17 | 434 | Sal Casola | Buffalo Bills | K | | | | | | |
| 1971 | 1 | 21 | Bob Bell | Detroit Lions | DL | | | | | | |
| 1971 | 10 | 244 | Jesse Taylor | Washington Redskins | RB | | | | | | |
| 1970 | 3 | 70 | Jim O'Brien | Baltimore Colts | WR/K | | | | | | |
| 1969 | 1 | 5 | Greg Cook | Cincinnati Bengals | QB | | | | | | |

The following is a list of Cincinnati Bearcats that have played in the NFL, a similar league that preceded, or co-existed with the NFL. A player must have served on the roster with a respective team to be listed.

| PLAYER (GRADUATED) | NFL TEAM |
|-------------------------|--|
| Blue Adams (2002) | Detroit, Jacksonville, Tampa Bay, Cincinnati |
| Bill Bailey (1965) | Buffalo, Cincinnati |
| Danny Barrett (1982) | Calgary, Toronto, British Columbia (CFL) |
| Jay Bachman (1966) | Denver |
| Connor Barwin (2008) | Houston |
| Bob Bell (1970) | Detroit, St. Louis |
| Farley Bell (1979) | New England, Washington (USFL) |
| Armon Binns (2010) | Cincinnati |
| Tom Blake (1949) | N.Y. Bulldogs, Baltimore |
| Troy Bodine (1984) | Ottawa (CFL) |
| Vaughn Booker (1991) | Kansas City, Green Bay, Cincinnati |
| Jocelyn Borgella (1993) | Detroit |
| John Bowie (2006) | Oakland |
| Ken Byers (1961) | N.Y. Giants, Minnesota |
| Vince Carreker (1985) | Cleveland |
| Toney Catchings (1986) | Cincinnati |
| Brent Celek (2006) | Philadelphia |
| Antonio Chatman (2000) | Green Bay, Cincinnati |
| Trent Cole (2004) | Philadelphia |
| Mike Connell (1977) | Washington, San Francisco |
| Greg Cook (1968) | Cincinnati |
| Jamie Crysedale (1992) | Calgary (CFL) |
| Alex Daniels (2009) | Oakland, Dallas |
| Mike Davis (1993) | Houston, Cleveland |
| Mike Derks (1984) | Hamilton (CFL) |
| Nate Dingle (1993) | Baltimore, L.A. Rams |
| Ronnie Dixon (1992) | New Orleans, Philadelphia, N.Y. Jets |
| Bob Dougherty (1951) | Los Angeles Rams, Pittsburgh, Oakland |
| Jamar Enzor (2004) | N.Y. Jets |
| Troy Evans (2000) | Houston, New Orleans |
| Jason Fabini (1997) | N.Y. Jets, Dallas, Washington |
| Bill Feldhaus (1935) | Detroit |
| Tom Forrest (1973) | Chicago Bears |
| Deno Foster (1984) | Ottawa (CFL) |
| Randy Fournier (1980) | Calgary, Hamilton, British Columbia (CFL) |
| Andre Frazier (2004) | Pittsburgh, Cincinnati |
| Wentford Gaines (1975) | Chicago |
| Sam Garnes (1996) | N.Y. Giants, N.Y. Jets |
| Antonio Gibson (1982) | Philadelphia, Baltimore (USFL), New Orleans |
| Mardy Gilyard (2009) | St. Louis, New York Jets, Philadelphia |
| LaVar Glover (2000) | Cincinnati |
| Don Goodman (1983) | St. Louis |
| Darryl Goosby (1982) | Denver (USFL) |
| Alex Gordon (1986) | N.Y. Jets, L.A. Raiders, Cincinnati |
| Tyjuan Hagler (2004) | Indianapolis |
| Reggie Harrison (1973) | Pittsburgh |
| Allen Harvin (1982) | Philadelphia, Baltimore (USFL), Washington |
| Artrell Hawkins (1997) | Cincinnati, Carolina, N.Y. Jets, New England |
| Chris Hewitt (1996) | New Orleans |
| Daven Holly (2004) | Chicago, Cleveland |
| Kevin Huber (2008) | Cincinnati |
| John Hughes (2011) | Cleveland |
| Mike Hurst (1982) | Washington (USFL) |
| Jasen Isom (1998) | San Francisco 49ers |
| Brad Jackson (1997) | Baltimore, Carolina |
| George Jamison (1983) | Baltimore (USFL), Detroit, Kansas City |
| Mel Jenkins (1983) | Calgary (CFL), Seattle, Detroit |
| Al Johnson (1971) | Houston |
| Gene Johnson (1958) | N.Y. Giants, Philadelphia |
| Evan Jolitz (1973) | Cincinnati |
| Rich Karlis (1980) | Denver, Minnesota, Detroit |
| Jason Kelce (2010) | Philadelphia |
| Ron Kostelnik (1960) | Green Bay |

| PLAYER (GRADUATED) | NFL TEAM |
|--------------------------|--|
| Ed Kovak (1959) | Chicago |
| Howie Kurnick (1979) | Cincinnati |
| Anthony Ladd (1996) | New England |
| Greg Lathan (1986) | Oakland |
| Jeff Linkenbach (2009) | Indianapolis |
| Jack Lee (1959) | Kansas City, Houston, Denver |
| Jim Leo (1959) | N.Y. Giants |
| Freddie Logan (1982) | Michigan (USFL) |
| Ryan Manalac (2008) | Buffalo |
| Tom Marvaso (1975) | N.Y. Jets |
| Ricardo Mathews (2009) | Indianapolis |
| Danny McCoin (1987) | Detroit |
| Max Messner (1959) | Detroit, N.Y. Giants, Pittsburgh |
| Mike Mickens (2008) | Dallas, Tampa Bay |
| Mario Monds (2000) | Cincinnati, N.Y. Giants |
| Rodrick Monroe (1997) | Atlanta, Cleveland |
| Joe Morrison (1958) | N.Y. Giants |
| Haruki Nakamura (2007) | Baltimore, Carolina |
| Al Nelson (1964) | Philadelphia |
| Elbie Nickel (1946) | Pittsburgh |
| Rob Niehoff (1986) | Cincinnati |
| Ray Nolting (1935) | Chicago |
| Zach Norton (2003) | Baltimore |
| Jim O'Brien (1969) | Baltimore, Detroit |
| Jon Olinger (2002) | Carolina |
| Tom O'Malley (1949) | Cleveland |
| Brig Owens (1964) | Washington |
| Lloyd Pate (1968) | Buffalo |
| Isaiah Pead (2011) | St. Louis |
| Antwan Peek (2002) | Houston, Cleveland |
| Roger Perdrix (1964) | Ottawa (CFL) |
| Tony Pike (2009) | Carolina |
| Chad Plummer (1998) | Indianapolis, Cincinnati |
| Phil Poirier (1989) | Calgary (CFL) |
| Errol Prisby (1964) | Denver |
| Dan Raines (1977) | Chicago |
| Derrick Ransom (1997) | Kansas City, Arizona |
| Adrien Robinson (2011) | New York Giants |
| Gene Rossi (1952) | Calgary (CFL) |
| Clarence Sanders (1975) | Kansas City |
| Jon Sawyer (1986) | New England |
| Dan Sellers (1986) | Toronto, British Columbia (CFL) |
| Nick Skorich (1942) | Pittsburgh |
| DeAngelo Smith (2008) | Chicago, Cleveland, Detroit |
| Bill Smythe (1946) | Los Angeles, Cleveland |
| Bob Stratton (1951) | Toronto (CFL) |
| Andrew Stewart (1988) | Cleveland, Cincinnati |
| Clint Stickdorn (2004) | Detroit |
| Jake Sweeney (1940) | Chicago |
| Robert Tate (1996) | Minnesota, Baltimore, Arizona |
| Reggie Taylor (1986) | Tampa Bay, British Columbia (CFL) |
| John Thornton (1990) | Cleveland |
| Clem Turner (1966) | Cincinnati, Denver |
| Brandon Underwood (2008) | Green Bay, Oakland |
| Mike Windt (2009) | San Diego |
| Jeff West (1974) | San Diego, St. Louis, Seattle |
| Mike Woods (1977) | Baltimore |
| Derek Wolfe (2011) | Denver |
| Mike Wright (2004) | New England |
| Kari Yli-Renko (1981) | Chicago, New Jersey, Baltimore (USFL), Calgary (CFL) |
| Curtis Young (2009) | Green Bay |

ALL-TIME LETTERWINNERS

A

| |
|-------------------------------------|
| Abernathy, Ralph David IV 2011 |
| Abramowicz, Stan 1941, 42 |
| Abrams, Joe 1988, 90, 91, 92 |
| Abrahams, Mortimer 1906, 07, 08, 09 |
| Ackerson, D. Hayward 1907 |
| Adams, Blue 1998, 00, 01, 02 |
| Adams, Derrick 1999, 00, 01, 02 |
| Adams, Dorian 1992, 93, 94, 95 |
| Adams, Edward 1905, 06 |
| Agger, Eugene 1900 |
| Ahlborn, C.A. 1885 |
| Alberts, Butch 1969, 70, 71 |
| Alexander, Edwin 1939 |
| Allen, Darryl 1964, 65, 66 |
| Allen, Ernest 1991, 92, 93, 94 |
| Allen, Jim 1945 |
| Allen, John 1909, 10, 11, 12 |
| Allen, Marvin 2001 |
| Allgyer, Don 1958 |
| Alli, Kazeem 2006, 07, 08, 09 |
| Altamer, Harold 1916, 17 |
| Ambers, Willie 1976, 77 |
| Amburgy, Bob 1966, 67, 68 |
| Ames, Edward 1917 |
| Amlin, Kenny 1945 |
| Anderson, Chazz 2008, 10 |
| Anderson, John 1960 |
| Anderson, Josh 1994, 96, 97, 98 |
| Anderson Paul 1990, 91, 92 |
| Anderson, Roger 1939 |
| Anderson, Trevor 2005, 06 |
| Anderson, William 1947, 48 |
| Andino, Lazaro 1985 |
| Andreadis, Harry 1951, 52, 53, 55 |
| Andrew, Timmy 1989, 90 |
| Androit, Don 1977, 78, 79, 80 |
| Annen, Blake 2010, 11 |
| Anthony, Floyd 1950, 51, 52 |
| Apke, Joe 1983, 84 |
| Archer, Mickey 1978 |
| Archer, Terry 1984, 85 |
| Archie, Chris 1998 |
| Arena, John 1988, 89, 90, 91 |
| Armstead, Fred 1997 |
| Armstrong, Robby 2008, 10 |
| Arnold, Terry 2003 |
| Asbeck, Chris 1985, 86, 87, 88 |
| Atkinson, Santo 1972, 73, 74 |
| Aukerman, Norm 1954, 55, 56 |
| Austin, John 1967 |

B

| |
|-----------------------------------|
| Baarendse, Bruce 1978, 79, 80, 81 |
| Babcock, Joe 1945 |
| Babylon, Elva 1928 |
| Bachman, Charles 1903 |
| Bachman, Jay 1965, 66 |
| Bachman, Nathan 1922, 23 |
| Bachman, Stanley 1907 |
| Backherms, Alvin 1915, 16 |
| Bacon, Jon 1993, 94, 95 |
| Baehr, Lenoard 1913, 14, 15 |
| Baer, Carl 1897, 98, 99 |
| Bahman, Robert 1890 |

| |
|-------------------------------------|
| Baker, Chad 1994 |
| Bailey, Art 1976, 77 |
| Bailey, Bill 1964, 65 |
| Bailey, Gilbert 1890 |
| Balkum, Milt 1966, 67, 68 |
| Ballard, Brad 1980, 81 |
| Ballard, Clark 1932, 33, 34, 35 |
| Ballard, Terry 1964, 66 |
| Ballman, Harry 1931 |
| Banks, Aldolphous 1965 |
| Banks, Ed 1959, 60, 61 |
| Bardaro, Joe 1968, 69 |
| Barklow, J. Paul 1929, 30 |
| Barnett, Marcus 2007, 08, 09, 10 |
| Barney, Ernest 1929, 30 |
| Barone, Robert 1985 |
| Barrett, Dan 1979, 80, 81, 82 |
| Barrett, Dennis 1965 |
| Barrett, Mike 1966, 67, 68 |
| Barwin, Connor 2005, 06, 07, 08 |
| Bass, Butch 1973, 74, 75, 76 |
| Bass, William 1896, 97 |
| Bates, Doug 1989 |
| Bates, Hugh 1901 |
| Battle, Dominique 2008, 09, 11 |
| Bauer, Bert 1947 |
| Bauer, Edwin 1917, 18 |
| Bauer, Wilber 1923, 24 |
| Beal, Demitri 2011 |
| Beal, Eric 1995, 96 |
| Beard, Camaron 2011 |
| Beck, Gene 1982, 83 |
| Beckman, Roland 1957 |
| Beckum, Steve 1976, 77 |
| Bedway, John 1940, 41, 42 |
| Beebe, Henry 1909 |
| Belew, Steve 1985 |
| Bell, Bob 1968, 69, 70 |
| Bell, Chris 1979, 80 |
| Bell, Farley 1978, 79 |
| Bell, Steve 1974, 75, 76 |
| Bellamah, Howard 1947, 48, 49 |
| Bellisari, Mike 1978 |
| Benham, Robert 1932 |
| Bennett, Mike 1987, 88 |
| Bennett, William 1890 |
| Bennie, Dan 1967 |
| Benton, Butler 2004, 05, 06, 07 |
| Benzinger, Joseph 1949, 50, 51 |
| Berry, Dwayne 1976, 77, 78 |
| Berry, W. Durrant 1894, 95 |
| Bertholf, Bruce 1969 |
| Bertram, Bill 1957, 58, 59 |
| Bertucci, David 1998, 99 |
| Betteman, H. W. 1886, 87 |
| Bettis, Jim 1979, 80, 81 |
| Bible, Dana 1973, 74, 75 |
| Bible, Daryl 1979, 80 |
| Biedinger, Harry 1908 |
| Biggs, Ken 1996, 97, 98 |
| Billings, DeMarcus 1999, 00, 01, 02 |
| Binns, Armon 2007, 08, 09, 10 |
| Birt, Charles 1924, 25 |
| Bissmeyer, Albert 1910, 11, 12 |
| Bittekofer, Jack 1948, 49 |

| |
|------------------------------------|
| Bjorson, Kris 1989, 90, 91, 92 |
| Black, Charles 1956, 57, 58 |
| Black, Sam 1995 |
| Blackwood, Paul 1993, 94 |
| Blake, Tom 1946, 47, 48 |
| Bland, Charley 1973 |
| Blank, Denny 1966, 67, 68 |
| Blascovich, Ben 1957, 58 |
| Blasick, Frank 1961 |
| Blau, John 1913 |
| Blaylock, Jeff 1991, 92, 93, 94 |
| Blum, Bob 1950 |
| Bockhorst, Mike 1988 |
| Bodine, Troy 1983, 84 |
| Bodnar, Bob 1958 |
| Boehme, Doug 1977 |
| Bohl, Harold 1928, 29 |
| Bohnert, Doug 1976 |
| Bohrer, Robert 1938, 39 |
| Bolar, Diron 1993, 94 |
| Bolis, Ed 1970, 71, 72 |
| Bolser, Harvey 1945 |
| Bolton, Jeremy 2004, 06 |
| Bomar, Maalik 2009, 10, 11 |
| Bonds, Jay 1974, 75 |
| Bonner, Cornelius 1996, 97, 98 |
| Booker, Vaughn 1987, 91 |
| Boone, Jonathon 1992 |
| Booze, Bill 1980, 81, 82, 83 |
| Borgella, Jocelyn 1990, 91, 92, 93 |
| Boslet, Dan 1992, 93 |
| Boss, Ralph 1915 |
| Bowen, Joseph 1923 |
| Bowie, John 2003, 04, 06 |
| Bowman, Marvin 1985, 87, 88, 89 |
| Box, Harry 1902 |
| Boyle, Dan 1976 |
| Boyle, Terry 1952 |
| Bradford, Ray 1923, 24, 25 |
| Bradford, William 1923, 24, 25 |
| Bradner, George 1923 |
| Brayboy, Gerard 1996, 97, 98 |
| Brennan, Tim 1982, 83 |
| Brill, Don 1948, 49, 50 |
| Brilliant, Pierre 1995, 96, 97 |
| Brinson, Jerome 1982, 83 |
| Britford, Mike 1990, 91, 92, 93 |
| Brockman, Don 1971, 72, 73 |
| Brokaw, G. 1905 |
| Brookins, Mike 1978, 79, 81 |
| Brooks, Arnold 1986 |
| Brown, Mike 2002, 03 |
| Brown, Rob 1983 |
| Brown, Robert 1989, 90 |
| Brown, Ryan 2004, 05 |
| Brown, Scott 1990, 91, 92 |
| Brown, William 1931, 32 |
| Brunhoff, Henry 1920, 21 |
| Brunn, Gary 1976, 77 |
| Brunt, Ray 1993, 94, 95, 96 |
| Bruscianelli, Jack 1988, 89 |
| Bryant, Damon 1990, 91 |
| Bryant, Lester 1914, 15 |
| Bryant, Ron 1968, 70, 71 |
| Buchanan, Harry 1910, 11, 12 |

| |
|----------------------------------|
| Buell, Harry 1887 |
| Buerger, Frederick 1911, 12, 13 |
| Bujnoch, Austen 2010, 11 |
| Bujnoch, Digger 2004, 05, 06, 07 |
| Bunker, Al 1933 |
| Burdick, Frank 1933 |
| Burdick, Shaun 1983, 84, 85, 86 |
| Burleson, Mike 1967 |
| Burns, Victor 1903 |
| Burrow, Jeff 1996, 97, 98, 99 |
| Bursiek, Ralph 1928, 29, 30 |
| Bury, Brad 2005 |
| Bush, Eric 1988, 91 |
| Butcher, H. C. 1899 |
| Butler, Aaron 2000, 01 |
| Butler, Greg 1971, 72, 73 |
| Butz, Charles 1895, 96 |
| Butz, John 1976, 77, 78 |
| Byers, Ken 1959, 60, 61 |
| Byrd, Jim 1967 |
| Byrd, Terrill 2005, 06, 07, 08 |
| Byrd, Vince 1997, 98 |

C

| |
|-----------------------------------|
| Caldwell, J.H. 1985, 87 |
| Caldwell, Robert 1905 |
| Caleca, Joe 1978, 79, 80, 81 |
| Callicott, Franklin 2002, 03 |
| Cameron, Mike 1966 |
| Campbell, Jack 1951, 52, 53, 54 |
| Campbell, Mike 1973, 74 |
| Canard, Terry 1972, 73 |
| Canary, Dave 1957, 58, 59 |
| Canfield, Trevor 2005, 06, 07, 08 |
| Cannon, Tim 1982, 83, 84 |
| Capelle, Lou 1939 |
| Capelle, Smith 1938, 39, 40 |
| Carey, Craig 2007, 08, 09 |
| Carey, Collin 2003, 04 |
| Carmon, Chris 1988, 89, 90, 91 |
| Carmon, Jim 1989, 90, 91, 92 |
| Carozzoni, Joe 1978, 79, 80, 81 |
| Carpenter, Dan 1962 |
| Carpenter, Jon 2004, 05, 06, 07 |
| Carreker, Vincent 1985 |
| Carson, Arch 1885, 86, 87, 88, 89 |
| Carter, Lewis 1998, 99, 00, 01 |
| Carthan, Larry 1980, 81, 82 |
| Carvitti, Tony 2003, 04, 05, 06 |
| Casey, Steve 1990, 92 |
| Casola, Sal 1971, 72, 73 |
| Catanella, Nick 1971, 72 |
| Catchings, Toney 1985, 86 |
| Catenacci, John 1976 |
| Catlow, William 1887 |
| Cauley, Darrell 1961, 62, 63 |
| Cedeno, Edgar 1995 |
| Celek, Brent 2003, 04, 05, 06 |
| Certain, Doug 1981, 82 |
| Chambers, Clark 1972 |
| Chambers, William 1892, 93 |
| Champion, Hassan 1995, 96, 97, 98 |
| Chapman, H.G. 1916, 17 |
| Charity, Bob 1976, 77 |
| Charls, George Herbert 1898, 99 |

| |
|--|
| Chase, John 1975 |
| Chatman, Antonio 1999, 00 |
| Chayra, Steve 1996, 97 |
| Cheatham, Camerron 2009, 10, 11 |
| Cheatham, Obadiah 2009, 10 |
| Cherkiss, Bob 1972 |
| Chenault, Arryn 2010, 11 |
| Chernek, Dave 1960 |
| Cherrington, Frank 1904 |
| Childress, Rick 1984, 85, 86 |
| Chiodi, Andy 1960, 61 |
| Chirchella, Mike 1979, 80 |
| Chisolm, Dwayne 1979, 80, 81, 82 |
| Chisum, Alex 2011 |
| Chlebeck, Tom 1967 |
| Chrisman, Claude 1893 |
| Citron, Herbert 1945 |
| Claggett, Thomas 2005, 06 |
| Clancey, J.A. 1904 |
| Clark, Cornelius 1981, 82, 83 |
| Clark, Michael 1976, 77, 78, 79 |
| Clark, Mike 1973, 74, 75 |
| Clemens, Mel 1951 |
| Cleveland, Errol 1981, 82, 83 |
| Clifford, Tyler 2008 |
| Climer, William 1928, 29 |
| Clyde, Edgar 1913 |
| Cobb, Bob 1976 |
| Cobb, CJ 2007, 09, 10 |
| Cobb, Fred 1976, 77, 78 |
| Cobb, Gardner 1973, 75, 76, 77 |
| Cockowski, Jim 1963 |
| Cockrell, Johnathan 1988, 89, 90, 91 |
| Coffee, Shane 1989 |
| Cole, Lowery 1996, 97 |
| Cole, Trent 2002, 03, 04 |
| Coleman, Marcus 1994 |
| Colton, Anthony 2002, 03 |
| Cokes, Shawn 1989 |
| Collaros, Tim 1967 |
| Collaros, Zach 2008, 09, 10, 11 |
| Collett, Steve 1970 |
| Collins, Doug 1965, 66, 67 |
| Collins, Jack 1969 |
| Collins, Baker, Jason 1997, 98, 99, 00 |
| Comchoc, Rudy 1954, 55 |
| Conatser, Ken 1959, 60, 61 |
| Conatser, Will 1952, 53, 54 |
| Concilla, Joe 1951, 52, 53 |
| Connell, Mike 1974, 75, 76, 77 |
| Conner, Chuck 1957 |
| Constable, Charles 1917, 18, 20 |
| Converse, Howard 1959, 60 |
| Cook, Brent 1969, 70 |
| Cook, Greg 1966, 67, 68 |
| Cook, Jim 1936 |
| Cook, Walter 1900, 01, 02 |
| Coons, Edgar 1921 |
| Cooper, Jackie 1988, 89 |
| Cooper, Robert 1996, 97, 98, 99 |
| Cooper, Russell 1980 |
| Coppess, Jason 1990, 91, 92, 93 |
| Coppola, Bob 1999, 00 |
| Coppola, Ted 1963, 64 |
| Costello, Walter 1902 |

| |
|----------------------------------|
| Cornett, Torry 2006, 07, 08 |
| Couch, John 1885 |
| Couch, Ron 1955, 56, 57 |
| Cousins, Mike 1970, 71 |
| Cowan, Steve 1969, 70, 71 |
| Coyle, Max 1939, 40 |
| Craggette, Hosea 1970, 72 |
| Craig, Angelo 2005, 06, 07 |
| Craig, Lewis 1931 |
| Crampton, Frank 1928 |
| Crawford, Mark 1980, 81, 82, 83 |
| Cretors, Paul 1940 |
| Crist, Ray 1924 |
| Croake, William 1916, 17 |
| Crolley, Frank 1920, 21 |
| Cross, Frank 1891 |
| Croucher, James 1940 |
| Crumrine, Chuck 1956, 57, 58 |
| Cry, Leonard 1986, 87, 88 |
| Crysdale, Jamie 1989, 90, 91, 92 |
| Cummins, James 1937 |
| Cunningham, Eldon 1899, 1900 |
| Cureton, Andre 2010 |
| Curl, Joe 1979, 80 |
| Curry, Jim 1962, 63 |
| Curry, Phillip 1994, 95, 96, 97 |
| Cusumano, Mike 1977, 78 |
| Cygan, Joe 1969 |
| Cynkar, Lou 1967 |

D

| |
|--------------------------------|
| Dablow, Steve 1967 |
| Daley, Jim 1976, 77, 78 |
| Dallen, Tom 1993, 94 |
| Daniels, Alex 2008, 09 |
| Daniels, Kwesi 1998 |
| Daniels, Matt 1985 |
| Daniels, Mike 2003, 04, 05, 07 |
| Daniels, Quincy 1972 |
| Darden, Malcolm 1983, 84 |
| Darling, Antwan 2010 |
| Daum, Fred 1938, 39 |
| Davila, Nick 2005, 06 |
| Davis, Adolph 1910, 11, 12 |
| Davis, Antonio 1999, 00 |
| Davis, Bill 1985, 86, 87, 88 |
| Davis, Bryan 1999 |
| Davis, Dorian 2009 |
| Davis, Evan 2008, 09, 10, 11 |
| Davis, G. Allen 1931, 32, 33 |
| Davis, Hank 2005 |
| Davis, Joe 1963 |
| Davis, Larry 1961 |
| Davis, Michael 1991, 92, 93 |
| Davis, Wilford 1916, 17, 18 |
| Dawley, Cedric 2003 |
| De Rosa, Charles 1963 |
| Deatherage, J.R. 2000, 01 |
| DeFillipo, Nick 2006, 07 |
| DeGarmo, Al 1945 |
| Deinhart, Marty 1980 |
| Del Bene, Dom 1951, 52, 53 |
| Del Fine, Michael 1953 |
| Del Rosa, Bob 1956, 57, 58 |
| Del Rosa, Gus 1954, 55, 56 |

| |
|---------------------------------|
| Delaney, Jack 1950, 51, 52 |
| Delisi, Alex 2009, 10 |
| DeLucia, Chet 1975, 76, 77 |
| Denk, Ed 1956, 57, 58 |
| Denk, Jim 1966 |
| Denser, Clarence 1914, 15, 16 |
| Derks, Mike 1984 |
| DeRosa, Doug 1962, 65 |
| DeTemple, Tom 2009, 10, 11 |
| DeVincintis, Larry 1957 |
| DeWalt, Carl 1974, 76, 77 |
| DeWitz, Keith 1957 |
| Dickerson, Richard 1903, 04 |
| Dickson, William 1894, 95, 96 |
| Diehl, George 1891 |
| Dillhoff, Glen 1951, 52, 53, 54 |
| Dingle, Nate 1990, 91, 92, 93 |
| Dixon, Joe 1998, 99, 00 |
| Dixon, Malloy 1938, 39, 41 |
| Dixon, Rob 2002 |
| Dixon, Ronnie 1990, 91, 92 |
| Dixon, Troy 1987, 88 |
| Dodd, Brian 2003 |
| Dolinski, Joel 1994, 95, 96, 97 |
| Doolin, Kirt 1998, 00, 01, 02 |
| Dorsey, Ron 1970, 71 |
| Dost, Frank 1929, 30 |
| Douds, Andy 1936 |
| Dougherty, Bob 1951 |
| Dougherty, Jim 1947, 48, 49 |
| Drane, Deven 2010, 11 |
| Drake, Hall 1945, 46, 47 |
| Drewery, Robert 2000, 01 |
| Driscoll, Jim 1950 |
| DuBray, Ernest 1907, 08, 09, 10 |
| Duckens, Bob 1990, 91, 92, 93 |
| Dudley, Walter 2002, 03, 05 |
| Duenas, Mario 2006, 07 |
| Dufford, Jack 1939 |
| Duncan, Harry 1933, 34, 35, 36 |
| Dunlap, Sheldon 1947, 48, 49 |
| Dyke, John 1988 |

E

| |
|--|
| Eastlake, Steve 2003, 04, 05 |
| Easton, Russell 1909, 10, 11, 12 |
| Eaton, Lyman 1893, 94, 95, 96 |
| Ebbers, Howard 1941 |
| Eddington, Derrick 2003 |
| Edwards, Steve 1979, 80, 81, 82 |
| Edwards, Willis 1999, 00, 01, 02 |
| Egenolf, Tom 1981, 82, 83, 84 |
| Eiben, Larry 1967, 68, 69 |
| Eilerman, Joe 1977, 78, 79 |
| Eilers, Henry 1917, 18, 19, 20 |
| El, Amin, Khalil 2005, 07, 08 |
| Elchynski, Ted 1959 |
| Elliott, Dante 1998, 99, 00 |
| Elminger, Steve 1985 |
| El, Mubarak, Muhammed 1991, 93, 94, 95 |
| Emerson, Lowe 1896 |
| Emmerich, Charles 1936 |
| Emmerich, Gus 1935 |
| Enzor, Jamar 2001, 02, 03, 04 |
| Ertle, Ron 1969, 70, 71 |

| |
|-------------------------------|
| Ervin, Chet 2002, 03, 04, 05 |
| Estadt, Dick 1960 |
| Evans, Percy 1995, 96, 97, 98 |
| Evans, Phil 1956 |
| Evans, Troy 1999, 00 |
| Everham, Arthur 1900, 01 |

F

| |
|------------------------------------|
| Fabini, Jason 1994, 95, 96, 97 |
| Fabis, Glenn 1976, 78, 79, 80 |
| Farfsing, Patrick 2003, 04, 05, 06 |
| Faris, Jim 1945 |
| Farkas, Glenn 1987, 88, 89, 90 |
| Farrell, Tom 1961 |
| Faulkner, Dave 1952, 53, 54 |
| Fayton, Robert 1980 |
| Feaster, John 2002, 03 |
| Fein, Rick 1973, 75 |
| Felchner, Bill 1971 |
| Felder, Darrius 1993, 94, 95, 96 |
| Feldhaus, Bill 1934, 35, 36 |
| Felsner, Glen 1983 |
| Fenker, Clem 1911, 12, 13 |
| Fenlon, Robert 1946, 47, 49 |
| Fennekohl, Art 1927 |
| Fennel, Adolph 1900, 01, 02 |
| Fennell, Clem 1970, 71, 72 |
| Fenzel, Al 1945 |
| Ferguson, Bill 1939 |
| Ferguson, Delbert 2006, 07, 08 |
| Ferguson, Shawn 1995, 97, 98 |
| Fick, John Edward 1918 |
| Fields, Ivan 1999, 00, 01, 02 |
| Filger, Joseph 1925, 26, 27 |
| Finch, Neil 1907 |
| Fink, David 1988, 89 |
| Fishback, Victor 1914, 15 |
| Fisher, Frank 1907 |
| Fisher, N.V. 1927, 28 |
| Fitzgerald, Chuck 1991, 92 |
| Fitzgerald, Leroy 1931, 33 |
| Fitzgerald, P.H. 1920, 21 |
| Flach, Fred 1903, 04 |
| Flaherty, Mike 1965 |
| Fleming, Bob 1945 |
| Fletcher, Alan 1991, 92, 93 |
| Fletcher, Tom 1969, 70 |
| Flohr, Ralph 1909, 10, 11, 12 |
| Flores, Chris 2006, 07 |
| Fogler, Jim 1981, 82, 83 |
| Foley, Albert 1937 |
| Foley, Louis 1893 |
| Foley, William T. 1905, 06 |
| Ford, Ed 1966 |
| Ford, Marion 1971, 72, 73 |
| Foreman, Butch 1967, 68, 69 |
| Foreman, William 1896, 97 |
| Forrest, Ted 1998, 99, 00, 01 |
| Forrest, Tom 1970, 72, 73 |
| Foster, Deno 1981, 82, 83, 84 |
| Foster, Trevor 1992, 93, 94, 95 |
| Fournier, Randy 1977, 78, 79, 80 |
| Fowler, Bill 1973, 74, 75 |
| Fowler, Ken 1993, 94, 95 |
| Francoise, Bill 1977 |

ALL-TIME LETTERWINNERS

| |
|---------------------------------|
| Francisco, Shaun 1990 |
| Franklin, Cliff 1942 |
| Franklin, T.J. 2010 |
| Frankos, Nick 1982, 83, 84, 85 |
| Franz, Ron 1957, 58, 59 |
| Fratz, Arthur 1918, 20, 21, 23 |
| Frazier, Andre 2001, 02, 03, 04 |
| Freeman, E.R. 1885 |
| Freese, Ollie 1942, 46 |
| Frey, Carl 1918, 19 |
| Frey, Drew 2009, 10, 11 |
| Friedman, Sid 1938, 39, 40, 41 |
| Fries, Daniel 1914, 19, 20 |
| Frisina, Mike 1977, 78 |
| Fritsch, Louis 1899, 00 |
| Fritz, Don 1951, 52, 53 |
| Fry, Chip 1977 |
| Fugere, Rich 1963, 64, 65 |
| Fuller, Bobby 1998, 99 |
| Fulop, Jeff 1988, 89, 90, 91 |
| Fulton, Ivan 1995, 96 |
| Furste, Wesley 1903 |

G

| |
|-------------------------------------|
| Gaines, Wentford 1974, 75 |
| Ganelli, Dave 1969, 70 |
| Gant, London 1936 |
| Gantert, Steve 1976, 78, 79, 80 |
| Garden Lloyd 1998, 99, 00 |
| Gardner, Josh 1999, 00, 01, 02 |
| Garnes, Sam 1993, 94, 95, 96 |
| Garnett, Robert 1991, 92, 93, 94 |
| Garofolo, Joe 1974 |
| Garvin, Dan 1937, 38, 39 |
| Garvin, Milton 1937, 38, 39 |
| Garvin, Pete 1946 |
| Gates, Edward 1892 |
| Gates, Mike 1979, 80, 81, 82 |
| Geiser, Bob 1957 |
| George, Chris 1995 |
| George, Eric 1985 |
| George, Ron 1966 |
| Gerdson, Al 1939 |
| Germany, Donald 2003, 04, 05 |
| Giacometti, Dean 1940, 41 |
| Giannandrea, John 1957, 58, 59 |
| Gibboney, Larry 1936, 37 |
| Gibbs, Kirk 1999, 00 |
| Gibbs, Robert 1979, 80, 83 |
| Gibson, Antonio 1981, 82 |
| Gibson, Gene 1949, 50 |
| Gibson, Jim 1942 |
| Giddens, Antwan 2004, 05, 07 |
| Giebel, Robert 1914 |
| Gilliand, Sam 1936 |
| Gilliland, William 1930, 31, 32 |
| Giordano, Dan 2009, 10, 11 |
| Gilyard, Mardy 2005, 07, 08, 09 |
| Glasgow, Charles 1920, 22, 23 |
| Glasgow, Russell 1922, 23, 24 |
| Glatthaar, Bradley 2004, 05, 06, 07 |
| Glover, LaVar 1998, 99, 00, 01 |
| Godlewski, Stan 1951, 52, 53 |
| Goebel, John 2006, 08, 09, 10 |
| Gohenn, Richard 1910, 11, 12 |

| |
|------------------------------------|
| Goist, Dick 1951, 52, 53, 54 |
| Golding, William 1937 |
| Goldmeyer, Clifford 1929, 30, 31 |
| Goldner, Phil 1960, 61, 62 |
| Goodman, Dominick 2005, 06, 07, 08 |
| Goodman, Don 1982, 83 |
| Goosby, Darryl 1981, 82 |
| Goosman, Herbert 1913, 14, 15 |
| Gordon, Alex 1983, 84, 85, 86 |
| Gordon, Glenn 1979 |
| Gordon, Jack 1951, 55, 56 |
| Gordon, Walt 1956, 57, 58 |
| Gorton, Mike 1968 |
| Gossett, DeJuan 1997, 98, 99, 00 |
| Gotovac, Nick 1984, 85 |
| Grace, Ralph 1936 |
| Grad, John 1960, 61 |
| Grady, Tim 1969, 70 |
| Graham, Jeff 1986, 87 |
| Graham, Mike 1942, 46, 47 |
| Gramann, Mike 1983, 84 |
| Grammer, Donald 1950, 51, 52 |
| Grant, Reggie 1992, 93, 94 |
| Graves, Bill 1957, 58, 59 |
| Grawe, William 1930 |
| Gray, Geoffrey 1903 |
| Graydon, Joseph 1893 |
| Green, Bo 1978, 79, 80, 81 |
| Green, George 1898 |
| Green, Gordon 1954, 55, 56 |
| Green, Jim 1967 |
| Green, Trey 1983, 84, 85, 86 |
| Greenbaum, Walter 1900 |
| Greene, Marcellus 1977 |
| Greenlees, Campbell 1889 |
| Gregg, Clifford 1915, 16, 17 |
| Gregg, Daniel 1909 |
| Gregg, Ellis 1914, 15, 16 |
| Gretchen, Mike 1940, 41, 46 |
| Greuensclaeger, Steve 1985 |
| Griest, Howard 1941 |
| Griffin, Brad 1983, 84 |
| Griffin, Samuel 2007, 08, 09, 10 |
| Grigas, Charles, 1963 |
| Griggs, Mark 1978 |
| Grimes, Mike 1977 |
| Grimsley, Dan 1988, 89, 90, 91 |
| Grooms, Terry 1993, 94, 95, 96 |
| Grothaus, Keith 1975 |
| Grubb, Ted 1997, 98 |
| Grutza, Dustin 2005, 06, 07, 08 |
| Guidugli, Ben 2007, 08, 09, 10 |
| Guidugli, Gino 2001, 02, 03, 04 |
| Gulick, Richard 1936 |
| Guyot, Noel 1951, 52, 53, 54 |
| Guzda, Mike 1990, 91, 92, 93 |
| Gwynne, Dave 1959 |

H

| |
|-----------------------------|
| Haas, Elwood 1917 |
| Habekotte, Georgia 1916 |
| Haby, Linus 1934, 35, 36 |
| Haehnle, Elmer 1909, 10 |
| Hagans, Aaron 1977, 78, 79 |
| Hagler, Tyjuan 2002, 03, 04 |

| |
|------------------------------------|
| Hailey, Ben 1980, 81, 82, 83 |
| Haley, Reuben 2011 |
| Hall, Chas 2000 |
| Hall, James 1932, 33, 34, 35 |
| Hall, Jajuan 2003, 04, 05, 06 |
| Hall, Lionel 1939, 40 |
| Hall, Richard 2002, 03, 04 |
| Hall, William O. 1911, 12 |
| Hallerman, Lee 1924, 25, 26 |
| Hallett, Arthur 1928, 29, 30 |
| Hamilton, Joe 1998, 99 |
| Hamm, Tremell 1993 |
| Hammel, John 1887 |
| Hampton, Guy 1979 |
| Hancock, Steve 2010, 11 |
| Handwerker, David 1978, 79 |
| Hankes, Francis 1918 |
| Hanna, Clarence 1945 |
| Harden, Zeke 1971, 72 |
| Harder, Tim 1988 |
| Hardin, Ollie 1949 |
| Harding, Darrell 1992, 93, 94, 95 |
| Hargrove, Carl 1981, 82, 83 |
| Harlan, Nate 1950, 51, 52 |
| Harless, Ted 1961 |
| Harned, Mark 1914 |
| Harp, Lance 1991, 92, 93 |
| Harp, Larry 1960, 61 |
| Harper, Eric 1997, 98 |
| Harris, David 2000, 01, 02 |
| Harris, Rob 1982 |
| Harris, Rodney 1990 |
| Harrison, Joe 1999, 00, 01 |
| Harrison, William 1929, 30 |
| Harrison, Reggie 1971, 72, 73 |
| Harry, Joseph 1885, 86 |
| Hart, Dennis 2002, 03 |
| Hartkopf, Leif 1979, 80 |
| Hartman, Jim 1942 |
| Hartong, Hank 1961 |
| Hartzell, Morton 1894, 95 |
| Harville, Cecil 1952 |
| Harvin, Allen 1978, 79, 80, 81, 82 |
| Harwell, Tedric 2001, 02, 03, 04 |
| Haslinger, Lee 1949, 50, 51 |
| Hatcher, Bryant 1989 |
| Hauk, Joe 1948, 49 |
| Hauser, Dan 1975 |
| Hausfeld, Robert 1987, 88 |
| Hawkins, Artrell 1994, 95, 96, 97 |
| Haydon, John 1891 |
| Hayley, Reuben 2010 |
| Hayes, Ron 1974, 75, 76 |
| Hays, Harry 1887, 88 |
| Hays, Larry 1960, 61, 62 |
| Hazel, Kevin 2002, 03 |
| Hazelton, Vidal 2010 |
| Hebbeler, Joe 1959 |
| Heffron, Ron 1983, 84 |
| Heidorn, Ray 1966, 67 |
| Heil, Phillip 1931, 32, 33 |
| Heineman, Scott 1977, 78, 79, 80 |
| Heinold, Frederick 1916, 19, 20 |
| Heinz, Bill 1969 |
| Heitkamp, Greg 1987, 88 |

| |
|-----------------------------------|
| Heizmann, Les 1948 |
| Helm, Tony 1979, 80, 81, 82 |
| Henderson, Jim 1969, 71 |
| Hendricks, Charles 1903 |
| Heneveld, Craig 1969, 70, 71 |
| Hergott, Greg 1998, 99 |
| Herman, Roman 1924, 25, 26 |
| Hermann, John 1930, 31 |
| Hernandez, Oscar 1983 |
| Hess, Barry 1961 |
| Hessell, Edward 1932 |
| Hessler, Harvey 1924 |
| Heuck, Alphonso 1887 |
| Heuck, Robert 1909, 10, 11, 12 |
| Heuck, Walter 1910, 11 |
| Hewitt, Chris 1993, 94, 95, 96 |
| Hibbard, Merrill 1893, 94, 95, 96 |
| Hice, Nate 1999, 00 |
| Hice, Joe 1985, 86, 87, 88 |
| Hicks, Louis 1913 |
| Higgins, Phil 1961, 62, 63 |
| Hill, Howard 1978 |
| Hilliard, Mike 1970, 71 |
| Hilton, Tomaz 2008, 09, 10, 11 |
| Hines, Quintin 2009 |
| Hinson, John 2003 |
| Hoeh, Jim 1972, 73, 74 |
| Hoffman, Alex 2008, 09, 10, 11 |
| Hoffmeister, Charles 1905, 06, 09 |
| Hogg, Cassius 1888 |
| Hoke, Anthony 2004, 05, 06, 07 |
| Hollaender, Dave 1945 |
| Holland, Robert 1902, 03 |
| Holly, Faven 2001, 02, 03, 04 |
| Holmes, Fred 1937 |
| Holstein, Jim 1950 |
| Holterhoff, Ralph 1892, 93, 94 |
| Holthaus, Denny 1969, 71, 72 |
| Hood, 1909 |
| Hooey, Sean 2010, 11 |
| Hoog, Don 1988, 89 |
| Hoog, Doug 1988, 89, 90, 91 |
| Hoose, Jim 1964, 65, 66 |
| Hoover, Adam 2000, 01 |
| Hopkins, William 1918, 19 |
| Hoppel, Adam 2006, 07, 08 |
| Horner, Bruce 2010, 11 |
| Horschel, Joe 1969, 70 |
| Horton, Antoine 2003, 04, 05, 06 |
| Householder, Mark 1978, 79, 80 |
| Houser, Don 1990 |
| Howard, 1905 |
| Howard, Charley 2007, 08, 09 |
| Howard, Steve 1984, 85 |
| Howell, Bob 1961, 62, 63 |
| Howles, James 1924, 25 |
| Hrnyak, Nick 1968, 70 |
| Huber, Daryl 1985, 86, 87, 88 |
| Huber, Kevin 2007, 08 |
| Hublely, Myron 1928 |
| Hucke, Raymond 1928, 19, 20 |
| Hudson, Reggie 1991, 92, 93, 94 |
| Hughes, Donnell 1989 |
| Hughes, John 2008, 09, 10, 11 |
| Humphrey, Hayden 1988 |

Humphrey, Will 1991
 Humphrey, Wilson 1989, 90
 Hundemer, Will 1950, 53
 Hunt, Ashley 1997, 98, 99, 00
 Hunt, Jack 1945
 Hunt, Jason 2001, 02
 Hunter, Billy 1970, 71, 72
 Hunter, Denton 1971
 Hunter, Dwayne 1987
 Hunter, Paul 1974
 Hurley, Edward 1904
 Hurst, Mike 1981, 82
 Husic, Bob 1950, 51, 52
 Hyndman, Fred 1909
 Hynes, Robert 1923
 Hynoski, Fred 1960, 61, 62

I

Iber, Frank 1920, 21
 Ibold, 1904
 Iglaue, Samuel 1891, 92, 93, 94
 Inott, Ralph 1904, 05, 06, 07
 Insalaco, Phil 1986, 87, 88
 Isham, Phillip 1894
 Isom, Jasen 1997, 98
 Ivanovich, Mike 1977
 Ivey, Gene 1924
 Ivy, Scott 1981, 82, 83, 84

J

Jackson, Andre 1983, 84, 85, 86
 Jackson, Anthony 1991
 Jackson, Boyd 1983, 84, 85
 Jackson, Brad 1994, 95, 96, 97
 Jackson, Campbell 1917
 Jackson, David 1995, 96, 97, 98
 Jackson, Denny 1968, 69
 Jackson, Dwight 2011
 Jackson, Earnest 2004, 05, 06, 07
 Jackson, Jeremy 2001, 02, 03, 04
 Jackson, Jonathan 2002, 03
 Jackson, Kevin 1994
 Jackson, Ray 2000, 01
 Jackson, Tony 1965, 66, 67
 Jacobs, Don 1939
 Jaeger, James 1951
 James, Dick, 1969, 70, 71, 72
 Jamison, George 1980, 81, 82, 83
 Jansen, Don 1949, 50
 Jarrett, Harry 1983
 Jarvis, Dick 1950, 51
 Jefferson, Bob 1987, 88
 Jenike, Bill 1952
 Jenkins, Brian 1990, 92, 93
 Jenkins, Gary 1971, 72
 Jenkins, Keith 1975, 76
 Jenkins, Mark 1982, 83
 Jenkins, Mel 1982
 Jessen, Tom 1947, 48
 Jeter, Frank 1975, 76, 77
 John, Patrick 1991, 92, 93
 Johnson, Albert 1969, 70, 71
 Johnson, Carl 1989
 Johnson, Clyde 1890, 91, 92, 93
 Johnson, Doug 1997

Johnson, Ed 1986, 87
 Johnson, Eddie 1997, 98, 99, 00
 Johnson, Ellis 1978, 79
 Johnson, Murray 1952, 53
 Johnson, Nils 1989, 90
 Johnson, Paul 1956
 Johnson, Reuben 2009, 10
 Johnson, Richard 1989, 90, 91
 Johnson, Ron 1976, 77
 Johnson, Scott 2008
 Johnson, Walter 1985, 86, 87
 Johnston, DeWayne 1999, 00, 01
 Jolitz, Evan 1972
 Jones, Ben 1963
 Jones, Brad 2006, 07, 08, 09
 Jones, Carl 2002, 03
 Jones, Demetrius 2009
 Jones, Dick 1938, 39, 40
 Jones, Doug 2004, 05, 06, 07
 Jones, Ed 1973, 74, 75
 Jones, George 1978, 79
 Jones, Jeff 1987, 88, 89, 90
 Jones, Travis, 1989, 90
 Jones, Tyjuan 2005
 Jordan, Alvin 1992
 Jordan, Ken 1965, 66, 67
 Judge, Joe 1998, 99
 Julian, Damon 2011
 Julian, James 2002
 Jurek, Chris 2007, 08, 09
 Justice, Howard 1916, 17, 18

K

Kaemmerle, Carl 1932, 33
 Kane, Bob 1950, 51
 Kane, Dick 1948, 49, 50
 Kantor, Bob 1960
 Kapetanis, Tony 1977, 78, 79
 Karlis, Rich 1978, 79, 80
 Katenkamp, Tom 1977
 Kattus, Mike 1960, 61
 Katz, Dale 1990, 91, 92
 Katzeff, Rick 1972
 Kaufman, Earle 1933, 34, 35
 Keane, Mike 1948
 Keck, Tinker 1997, 99
 Keebler, Cory 2011
 Keinath, William 1937
 Keith, Tye 1999, 00, 01, 02
 Kelce, Jason 2007, 08, 09, 10
 Kelce, Travis 2009, 11
 Kelchner, Orville 1938, 39, 40
 Kelchner, William 1940
 Keller, George 1924
 Kellett, Dan 1978, 79
 Kelly, Dellano 1984, 85, 86, 87
 Kelly, James 1973, 74, 75
 Kelly, Jim 1947, 48, 49, 50
 Kelly, Mike 1968, 69
 Kelly, Mike 1986, 87
 Kemper, Roger 1887, 88
 Kemper, Roger Hall 1897
 Kennedy, Edward 1910, 11, 12, 13
 Kenner, Deontey 1997, 98, 99, 00
 Kennett, William 1902

Kibler, Carl 1916
 Kimbrough, Craedel 1992, 93, 94, 95
 King, Anthony 2011
 Kinney, Clark 1957
 Kinney, Ransom 1918
 Kinsey, Boyden 1891, 92, 93, 94
 Kinsey, Lawrence 1929, 30
 Kinsler, Latish 1990, 91, 92, 93
 Kirkpatrick, Ville 1902
 Kirstein, Paul 1936
 Klein, Chester 1912, 13
 Kleinhenz, Mike 1971, 72, 73
 Klimczak, Stan 1947, 48, 49
 Kloboves, Ed 1977, 78, 79
 Klusman, Len 1945
 Knapp, Fred 1933
 Kneisner, Bill 1945
 Knight, Earl 1952, 53
 Knighten, Willis 1990
 Knutson, Matt 1995
 Kobalka, John 1994, 95, 96, 97
 Koehler, Walt 1959
 Koehler, William 1916, 17
 Koester, Kyle 2003
 Kohl, Chris 1988, 89
 Koman, Larry 1965
 Konkel, Ron 1956
 Kopich, Bob 1962, 63, 64
 Kopich, Frank 1963
 Koppenhoeffter, Ted 1975
 Kostelnik, Ron 1959, 60
 Kouri, Larry 1955, 56
 Kovac, Ed 1957, 58, 59
 Koynock, Joseph 1990
 Krampe, Hugo 1908, 09, 10, 11
 Krapp, Frank 1897
 Kraske, William 1940, 41
 Kratt, Emil 1920
 Kreimer, Alfred 1904, 05
 Krimmer, Dan 1992
 Kuck, Edward 1911, 12, 13
 Kugler, Marlay 1902, 03
 Kuhn, Hugh 1918
 Kurnick, Howie 1975, 76, 77, 78

L

Ladd, Anthony 1993, 94, 95, 96
 LaForgia, Justin 2002
 Lambert, Pat 2009, 10, 11
 Lancaster, McKinley 1983, 84
 Lang, Frank 1999, 00, 01
 Langen, Dave 1903
 Langenbeck, Dick 1946, 47
 Langenheim, William 1891, 92
 Langenheim, Ralph 1914, 15, 16
 Lathan, Dave 1985, 86
 Lattimore, Kenwood 2002
 Laub, John 1930
 Lauck, James 1936
 Laurence, Daniel 1890, 91, 92, 93
 Laurie, Joe 1970, 71, 72
 Lavelle, Pat 1985, 86, 87, 88
 Lawson, Sig 1954, 55, 56
 Lawson, Stanley 1885
 Lawson, Tom 1988

Lea, Este 1891
 Leach, John 1960
 Leahy, Pat 1984
 Lease, John 1923, 24, 25
 LeBoutillier, George 1894
 Lee, Greg 1999, 00
 Lee, Harold 1974, 75, 76
 Lee, Jack 1957, 58, 59
 Lefeld, Eric 2011
 Legaux, Munchie 2010, 11
 Leininger, Arthur 1932, 33
 Leins, Dave 1956
 LeKamp, Lester 1929, 30
 Lemire, Jamie 1992, 93, 94, 95
 Leo, Jim 1957, 58, 59
 Leshnak, Bob 1984, 85, 86, 87
 Lewis, Dave 1971, 72
 Lewis, Dyjuan 2011
 Lewis, Ernie 1967, 68
 Lewis, John 1985, 86, 87
 Lewis, Melvin 2000
 Lewis, Mike 1993
 Lewis, Robert 1930, 31
 Lewis, Thaddeus 2002, 03
 Lewis, Walter 1984
 Liggins, Keathus 1983
 Liggons, Dave 1976
 Liggons, Tom 1973, 74, 75
 Lilly, E.J. 2001
 Lindsey, Chad 1990
 Linkenbach, Jeff 2006, 07, 08, 09
 Linneman, Joseph 1920, 21
 Lisek, Jason 2000
 Logan, Freddie 1981, 82
 Lonchar, Thomas 1939, 40
 Looney, Steve 1986
 Louis, Michael 1978, 79, 80, 81
 Love, Leon 1958, 59, 60
 Love, Ka'Son 2001, 03
 Love, Mike 1999, 00
 Love, Willis 1975, 76
 Lovell, Kevin 2004, 05, 06
 Lowenstein, Harry 1887
 Lozano, Roney 2010
 Lozier, Colin 2009, 10, 11
 Luallen, Jordan 2011
 Lucas, Rob 1995, 96, 97, 98
 Lucas, Steve 1973, 74, 75
 Lucius, A.J. 2001, 02, 03, 04
 Lucka, Rich 1965
 Lunsford, Carlton 1930, 31
 Lutmerding, Medard 1928, 29, 30
 Lytle, James 1888

M

Maccioli, Ferd 1953, 54
 Macejko, Tom 1965, 66, 67
 Machi, Al 1969
 Machle, C. 1922, 23
 Macikas, Anthony 1939, 40, 41
 Mack, John 1969, 70, 71
 Macke, Joe 1962
 Maddox, Arthur 1952
 Maddox, Mike 1990, 93
 Maddox, R.D. 1894

ALL-TIME LETTERWINNERS

| |
|-------------------------------------|
| Maddux, Robert 1923, 24, 25 |
| Madeya, Bill 1965 |
| Malone, C.J. 1908, 09, 10 |
| Malone, Jody 1985, 86 |
| Malone, Roy 1939 |
| Maloney, Tom 1940, 41 |
| Mammarelli, Jason 1997, 98, 99, 00 |
| Manalac, Ryan 2005, 06, 07, 08 |
| Manfredini, Chris 2003 |
| Mann, David 1975, 76, 77 |
| Manning, Tom 1965 |
| Manny, Erwin 1936 |
| Manor, Joe 1962 |
| Marich, Robert 1951, 52, 53 |
| Maroney, Barry 1955, 56, 57 |
| Marsh, Stanley 1900 |
| Marshall, DeJuan 1995, 96 |
| Marshall, Linwood 1981, 82, 83 |
| Martin, Harold 1924, 25 |
| Martin, Jared 2006, 07 |
| Martinez, Randy 2008, 10, 11 |
| Marvaso, Tom 1973, 74, 75 |
| Marx, Robert 1906, 07, 08 |
| Masdea, John 1952, 53 |
| Mason, Al 1970, 71, 72 |
| Massong, Bob 1977, 78, 79 |
| Masterson, Mark 2000 |
| Matthews, Dennis 1965, 66, 67 |
| Matthews, Randolph 1894, 95, 96, 97 |
| Matthews, Tom 1987, 88 |
| Mathews, Ricardo 2006, 07, 08, 09 |
| Matto, Andy 1950, 51, 52 |
| Mauk, Ben 2007 |
| Maxwell, Paul 1959, 60, 61 |
| Mays, P.J. 1999 |
| McAndrews, Anthony 1921, 22, 23 |
| McBride, Randy 1969, 70, 71 |
| McCabe, Bob 1964 |
| McCafferty, Collin 2007, 08, 09, 10 |
| McCall, Ed 1983, 84 |
| McCann, Gene 1953, 54, 55 |
| McCarthy, Mike 1967 |
| McCarthy, Sean 1988 |
| McCartney, Arch 1917 |
| McClain, William 1950 |
| McCleskey, DeMarco 1998, 00, 01, 02 |
| McClung, Anthony 2010, 11 |
| McClure, 1904 |
| McCoin, Danny 1984, 85, 86, 87 |
| McComas, Ralph 1910, 11 |
| McCray, Frank 1902, 03, 04 |
| McCullough, Kevin 2005, 2006 |
| McCutcheon, Bob 1959, 60 |
| McDonald, Bill 1949 |
| McFadden, Kevin 1986 |
| McFarland, Bob 1961, 62 |
| McGee, Frank 1890, 91 |
| McGee, Travis 2002, 03 |
| McGill, Neil 1903 |
| McGinley, Mike 1956 |
| McGonegle, Jack 1965 |
| McGraw, Rich 1983 |
| McHenry, Ron 1967, 68 |
| McKeever, Dan 1950 |
| McKeever, Tom 1950, 51, 52 |

| |
|---------------------------------|
| McKenzie, Donnell 2006 |
| McKenzie, Roger 1950 |
| McKinney, Al 1985, 86, 87, 88 |
| McKnight, Butch 1969 |
| McKnight, Don 1995, 96, 97, 98 |
| McMillan, Don 1946, 47, 48, 49 |
| McNamee, Ralph 1939, 40 |
| McNeal, Yancey 1982 |
| Meador, Mitch 2010, 11 |
| Meador, Robert 1945, 48, 49 |
| Meguier, Robert 1936 |
| Meier, Bob 1940, 41, 42 |
| Meinerding, John 1980 |
| Melina, Tom 1976 |
| Melish, John Howard 1894 |
| Menke, Bob 1971, 72, 73 |
| Menke, Bob 1948, 49 |
| Mercer, Dale 1980 |
| Mercer, Matt 2001, 02, 03, 04 |
| Mercer, Rich 1974, 76 |
| Mercurio, Mark 1969, 70 |
| Merkich, Bob 1967, 68, 69 |
| Merriam, Dave 1963 |
| Merritt, Marv 1954, 55 |
| Messner, Max 1957, 58, 59 |
| Metz, Walter 1930, 31 |
| Meyer, Al 1927 |
| Meyer, Urban 1984 |
| Meyers, Phillip 1919, 20, 21 |
| Mickens, Mike 2005, 06, 07, 08 |
| Middendorf, Frank 1949, 50, 51 |
| Middendorf, Matt 1985, 86, 87 |
| Miliano, Tony 2011 |
| Miller, Bob 1965, 66, 67 |
| Miller, David 1977 |
| Miller, Ed 1966, 67, 68 |
| Miller, Gene 1966, 67, 68 |
| Miller, Henry 1973, 74, 75, 76 |
| Miller, Joe 1953, 54, 55 |
| Miller, Mike 1968, 69, 70 |
| Milligan, Danny 2010, 11 |
| Milligan, Norm 1986 |
| Mills, Brandon 2009, 10, 11 |
| Mills, Robert 1929, 30 |
| Milner, Bob 1965, 66, 67 |
| Milner, Hobson 1981 |
| Minor, 1905 |
| Misali, John 1971, 72, 73 |
| Misik, Jerry 1965, 66, 67 |
| Mitchell, Kevin 1991 |
| Mitchell, Montrell 1999 |
| Mitchell, Otis 1974, 75, 76 |
| Mittwede, Harry 1939 |
| Mizener, James 1993 |
| Moche, Joe 1962 |
| Moeschl, Scott 1980 |
| Molden, Eric 1979 |
| Momper, Jerry 1962, 63, 64 |
| Monaghan, Doug 2001, 02, 03, 04 |
| Monds, Mario 1999, 00 |
| Monfort, Joseph 1988, 89 |
| Monroe, Rodrick 1997 |
| Montgomery, Dan 1966 |
| Montgomery, James 1914, 15 |
| Montgomery, Walter 1990 |

| |
|-----------------------------------|
| Montiel, Dave 1990, 91, 92 |
| Moody, Willis 1989, 90 |
| Mooney, Norm 1950 |
| Moore, Charles 1901 |
| Moore, Greg 2004, 05, 06, 07 |
| Moore, Justin 2008 |
| Moore, Keith 1972 |
| Moore, William 1978, 79, 81 |
| Mooth, John 1951, 52 |
| Morgan, Leo 2006, 07 |
| Morgan, Mike 1973 |
| Morgan, Richard 1962, 63, 64 |
| Morrill, Albert 1897, 98 |
| Morris, Jerry 1960 |
| Morris, Joseph 1914, 15, 16 |
| Morris, Tim 1978 |
| Morris, Wellslake 1916, 17 |
| Morrison, Joe 1956, 57, 58 |
| Morrison, Robert 1908, 09, 10 |
| Mortemore, Gary 1954, 55, 56 |
| Morton, Mike 1983, 84 |
| Morton, Pat 1963 |
| Moser, Hank 1950 |
| Mosketti, Bob 1954, 55 |
| Muche, Ray 1967 |
| Mueller, Alfred 1907 |
| Mueller, Bob 1942 |
| Mukes, Roosevelt 1985, 86, 87, 88 |
| Mumford, Eric 1972 |
| Munlin, Vincent 1986, 87, 88, 89 |
| Murcay, Mike 1945 |
| Murphy, Jamey 2002, 03, 04 |
| Murphy, Jim 1942 |
| Murphy, Johnny 1981, 82, 83, 84 |
| Murphy, Mike 1953, 54, 55 |
| Murphy, Shawn 2000, 01 |
| Murray, George 2001, 02, 03, 04 |
| Mussey, Robert 1904, 05 |
| Myers, Jim 1979, 80, 81, 82 |
| Myers, Ralph 1973, 74, 75, 76 |
| Myers, Steve 1979 |
| Myers, Tom 1963 |

N

| |
|-----------------------------------|
| Nakamura, Haruki 2004, 05, 06, 07 |
| Nash, Darryl 1986 |
| Nau, Clyde 1933, 34, 35, 36 |
| Nau, Robert 1930 |
| Nelms, Lamonte 2006, 07, 08 |
| Nelsen, Jim 1957, 58, 59 |
| Nelson, Al 1962, 63, 64 |
| Nelson H.D. 1920 |
| Nelson, Jerry 1962, 63, 64 |
| Nelson, Jim 1968, 69 |
| Nelson, Ron 1965, 66, 67 |
| Neville, Al 1963, 64, 65 |
| Newman, Rush 1918 |
| Newmann, Ed 1965, 66, 67 |
| Newton, Jon 2005, 06, 07 |
| Nichols, Mike 1976, 77 |
| Nickel, Elbie 1940, 41, 42, 46 |
| Nickel, Joe 1968 |
| Niederhelman, Jerry 1972, 73 |
| Niehoff, Rob 1983, 84, 85, 86 |
| Nieman, Howard 1896, 97, 98, 99 |

| |
|--------------------------------|
| Nieman, Samuel C. 1896, 97, 98 |
| Niemann, Jim 1954, 55, 56 |
| Nimma, Lo 1925, 26 |
| Nippert, James 1922, 23 |
| Nirenberg, Dave 1967 |
| Noble, Terry 1983, 85, 86, 87 |
| Noll, Robert 1899 |
| Nolting, Ray 1933, 34, 35, 36 |
| Nolting, Roger 1945 |
| Norton, Zach 2000, 01, 02, 03 |
| Notacker, Brad 1982, 83, 84 |
| Novak, Ed 1974, 75, 76 |

O

| |
|-----------------------------------|
| Oakes, Pat 1993, 94, 95 |
| Oblak, Fred 1959, 60, 61 |
| O'Brien, Dan 1987 |
| O'Brien, Jim 1967, 68, 69 |
| O'Connell, Jim 1974, 75, 76, 77 |
| O'Conner, Tim 1981, 82 |
| O'Donnell, Pat 2010, 11 |
| O'Donnell, Robert 1894, 95 |
| Oeh, William 1936, 37 |
| Oetjen, Gary 1975, 76 |
| Oetjen, Greg 1971, 72 |
| Oganowski, Kas 1971, 72 |
| Ogle, Bill 1988 |
| Olding, Joe 1979, 80, 81, 82 |
| Olinger, Jon 1999, 00, 01, 02 |
| Oliver, Jeff 1989 |
| Olzewski, Walt 1956 |
| Olverson, Jesse 1994, 95 |
| O'Malley, Tom 1948, 49 |
| Omogrosso, Tony 1980, 81 |
| Openheimer, Otto 1938, 39, 40 |
| Oradat, Greg 1974, 75 |
| Orak, Andy 1980 |
| Orr, Gordon 1937 |
| Orton, Philo 1890, 91 |
| Ousley, Jim 1969 |
| Outlaw, Napoleon 1974, 75, 76, 77 |
| Overgaaouw, Gary 1987, 88 |
| Owens, Brig 1963, 64 |
| Owens, Ervin 1984, 85, 86, 87 |
| Owens, Russ 2002 |
| Owens, Thurman 1947, 48, 49 |

P

| |
|------------------------------------|
| Pacl, Tom 1958, 59, 60 |
| Pagan, Louie 1983 |
| Palmer, G.M. 1920, 21, 22 |
| Palmer, Roy 1914, 15, 16 |
| Pangello, Erv 1939 |
| Pape, John 1918 |
| Pardini, Dick 1952, 53, 54 |
| Paris, Jim 1960, 61 |
| Parker, John 1964, 65, 66 |
| Parker, R.K. 1930, 31, 32 |
| Partridge, Phillip 1903 |
| Patania, Dave 1989, 91, 92 |
| Pate, Lloyd 1966, 67, 68 |
| Pater, Frank 1933 |
| Patterson, Eric 1992, 93, 94, 95 |
| Patterson, Lamont 1979, 80, 81, 82 |
| Payne, Samuel 1990, 91, 92 |

| |
|-------------------------------------|
| Pead, Isaiah 2008, 09, 10, 11 |
| Pearce, Marlon 1990, 91, 92 |
| Pease, John 1923, 24, 25 |
| Peckich, Phil 1978, 79, 81, 82 |
| Peek, Antwan 1998, 00, 01, 02 |
| Peele, James 1929, 30 |
| Pendergrass, Cliff 1981, 82, 83, 84 |
| Penno, Ray 1948, 49 |
| Perdrix, Roger 1962, 63, 64 |
| Perkins, Lee 1986, 87 |
| Perelli, Joe 1984 |
| Perrin, Reuben 1923 |
| Perry, Arnaz 1984, 85, 86 |
| Perry, Stanely 1910, 11, 12, 13 |
| Peters, Charles Moore 1900 |
| Petrus, Brent 1995, 96, 97 |
| Pfau, George 1928 |
| Phillips, Don 1979, 80 |
| Phillips, Hurdie 1959, 60, 61 |
| Piche, Gene 1945 |
| Pickens, Steve 1986, 87, 88 |
| Piening, Ben 1998, 99, 01, 02 |
| Pierson, Daniel 1900 |
| Pike, Tony 2007, 08, 09 |
| Pirone, Frank 1969 |
| Pisanelli, Ralph 1951, 52, 53 |
| Pitman, Lloyd 1945, 48 |
| Pitts, Elkton 1948 |
| Plueddeman, R.O. 1908, 09, 10 |
| Plummer, Chad 1995, 96, 97, 98 |
| Podesta, Oliver 1890 |
| Points, Dan 1961, 62, 63 |
| Poirier, Phil 1986, 87, 88, 89 |
| Poland, Bill 2003, 04, 05, 06 |
| Poole, Ron 1960 |
| Popov, John 1938, 39, 40 |
| Porter, Harold 1914, 15 |
| Posey, Brian 1994, 95 |
| Post, Robert 1927, 33 |
| Poteat, Jameel 2011 |
| Pous, Jim 1960, 61, 62 |
| Powell, Dick 1939 |
| Powell, Joe 1979 |
| Powell, Vince 1991 |
| Powers, Scott 1988, 89 |
| Pramik, John 1942, 46, 47, 48, 49 |
| Prather, Frederick 1918, 20, 22, 23 |
| Prats, Bob 1978 |
| Presley, Don 1954, 55, 56 |
| Pressler, Fred 1936 |
| Preston, Bill 1984, 85 |
| Preston, Todd 1994 |
| Price, Charles 1976, 77 |
| Priog, Dave 1962 |
| Prisby, Erroll 1962, 63, 64 |
| Prosak, Vic 1973, 74, 75 |
| Proto, Tony 1967, 68 |
| Pugh, Bill 1983 |
| Pullen, C.N. 1919 |

Q

Quail, Keith 1955

R

Rader, Brandon 1995, 96

| |
|-----------------------------------|
| Radosovich, Ted 1963, 64 |
| Rains, Dan 1974, 75, 76, 77 |
| Rains, Jared 2010 |
| Raizlik, William 1937 |
| Ramey, Charles 1936 |
| Ramsey, Jacob 2006, 07, 08, 09 |
| Ramsey, William 1885 |
| Rankin, Marc 1988, 90, 91 |
| Ransom, Darryll 1999, 00, 01, 02 |
| Ransom, Derrick 1994, 95, 96, 97 |
| Raschig, Frank 1899, 1900 |
| Rasso, Steve 1958, 59 |
| Ratliff, Jesse 1973 |
| Rayl, William 1896, 97, 98 |
| Razick, William 1935, 36, 47 |
| Reaves, Joe 1957 |
| Reece, Paul 1909, 10, 11 |
| Reed, Detreik 2001 |
| Reeder, Russell 1893, 94, 95 |
| Reid, Gary 1990, 91, 92 |
| Reid, I. Henry 1901 |
| Reif, M. 1901 |
| Reik, Todd 1984 |
| Reinhold, Don 1957, 58, 59 |
| Reinstatler, Jeff 2005, 06 |
| Reinstatler, Tom 1959, 60, 61 |
| Reiter, Dick 1984, 85, 86 |
| Rekstis, Jack 1964, 65, 66 |
| Rekstis, Pete 1962, 63, 64 |
| Rendings, Charles 1897, 98, 99 |
| Revels, Andre 2007, 08, 09 |
| Reynolds, Jim 1971 |
| Reynolds, Steve 2001 |
| Rhein, Stanley 1920 |
| Rhodes, Benson 1967, 68, 69 |
| Rhodes, Richard 1985, 86, 87 |
| Rice, Don 1959, 60 |
| Rice, Doug 1962 |
| Rice, Larry 1973, 74 |
| Richard, Dave 1956, 57, 58 |
| Richards, Alkie 1942, 46, 47, 48 |
| Richards, Brayton 1892, 93, 94 |
| Richards, Eric 1993, 95, 96, 97 |
| Richards, Harvey 1967, 68, 69 |
| Richardson, Bayle 1915, 16 |
| Richardson, Demetrius 2010 |
| Richardson, Wesley 2008, 09, 10 |
| Richt, Fred 1897 |
| Ricketts, Joseph 1988, 89 |
| Ries, Steve 1978, 79, 80, 81 |
| Riggins, Mel 1970, 71 |
| Rini, Gerry 1979 |
| Ritchey, Wes 1952, 53, 54 |
| Ritchie, Dave 1958, 59, 60 |
| Roberson, Aaron 2011 |
| Roberson, Cedric 1994 |
| Roberts, Adam 2002, 03, 04, 05 |
| Roberts, Jonathan 1991, 92 |
| Roberts, Michael 1996 |
| Roberts, Richard 1977 |
| Robertson, Greg 1980 |
| Robertson, Tower 1938 |
| Robins, Joseph 1918 |
| Robinson, Adrien 2008, 09, 10, 11 |
| Robinson, Barry 1990, 91, 92 |

| |
|-----------------------------------|
| Robinson, Donnie 1984, 87, 88 |
| Robinson, Heard 1975, 76, 77 |
| Robinson, James 1891, 92 |
| Robinson, Rob 1993, 94, 95, 96 |
| Rock, Mike 1975, 76, 77, 78 |
| Rodriguez, Ken 2007 |
| Roeder, Dave 1965 |
| Roessler, Clarence 1957, 58 |
| Rogart, C. Herman 1917 |
| Rogers, Doug 1961, 62 |
| Rogers, Glenn 1984, 85 |
| Rogers, Jacob 2007, 08, 09, 10 |
| Rogers, Mike 1977, 78, 79 |
| Rohrer, J.W. 1896 |
| Rolfes, Paul 1982, 83 |
| Romano, Tim 1981, 82 |
| Rose, Tom 1972, 73, 74 |
| Rosenswie, Mike 1993, 94 |
| Rosfeld, Doug 1997, 98, 99, 00 |
| Ross, Derick 2002, 03, 04, 05 |
| Ross, Dominic 2003, 04, 05, 06 |
| Ross, Don 1959, 60, 61 |
| Rossi, Bob 1980, 81 |
| Rossi, Gene 1950, 51, 52 |
| Rossley, Tom 1967, 68 |
| Roth, Jordan 2004 |
| Rothfuss, Dick 1948, 49 |
| Roudebush, William 1903, 04 |
| Rounds, Chuck 1939 |
| Rowe, David 1990, 91 |
| Rowe, Terry 1968 |
| Royal, Daryl 1994, 95, 96, 97 |
| Rowe, Theodore 1905 |
| Ruck, Franklin 1931, 32, 33, |
| Ruehlmann, Gene 1945, 46 |
| Ruff, Gerry 1999, 00 |
| Ruffin, Jonathan 1999, 00, 01, 02 |
| Rushing, Caesar 1983 |
| Russ, Tony 1967 |
| Russell, Jason 2001, 02, 03, 04 |
| Rutan, Doug 1983 |
| Ruth, George 1956 |
| Ryan, Mark 1983 |

S

| |
|---------------------------------------|
| Sabato, Al 1946, 47, 48 |
| Sabato, Hugo 1947, 48 |
| Sabia, Don 1985 |
| Sammon, Senmore 1907 |
| Sample, Glenn 1950, 51, 52 |
| Sampson, Martin 1885, 86 |
| Sampson, Thomas 1995 |
| Samu, Joe 1969, 70 |
| Sanders, Carl 1973, 74, 75 |
| Sanders, Clarence 1972, 73, 74, 75 |
| Sanders, Steve 1985, 86, 87, 88 |
| Sarvis, Robert 1918, 19 |
| Sauer, Bud 1940 |
| Savage, Deron 1996, 97, 98 |
| Sawyer, Jon 1984, 85 |
| Scales, George 1905 |
| Scallan, Paul 1915, 16 |
| Scarborough, Shannon 1993, 94, 95, 96 |
| Schaffer, JK 2008, 09, 10, 11 |
| Schaeffer, George 1893 |

| |
|--------------------------------------|
| Schaeffer, Langdon 1909 |
| Schaps, Frank 1936 |
| Schayer, Isadore 1900 |
| Schebor, Charles 1949, 50 |
| Scheithe, Don 1996, 97, 98 |
| Schell, Mick 1987, 88, 89, 90 |
| Schellinger, Amos 1974, 75 |
| Schierloh, Fred 1920, 21 |
| Schipani, Jeff 1987, 88 |
| Schira, Tim 1978, 79, 80, 81 |
| Schlicher, Jeremy 2003, 04 |
| Schmidt, Gus 1960, 61 |
| Schmidt, Jack 1952 |
| Schmidt, Jim 1979, 80 |
| Schmitt, Mike 1969, 70, 71 |
| Schneider, Anton 1913, 14, 15 |
| Schneider, Hal 1945 |
| Schneider, Hank 1942, 46 |
| Schneider, Mike 1979 |
| Schnurrenberger, Don 1950, 53, 54 |
| Schoettmer, Don 1951, 52 |
| Schott, John 1926, 27, 28 |
| Schroetter, Alfred 1907 |
| Schroetter, Edwin Odys 1904 |
| Schuler, Ken 1969 |
| Schultz, Steve 1976, 77, 78, 79 |
| Schuster, George 1949 |
| Schutte, Paul 1972 |
| Schutte, R.E. 1928 |
| Schwab, Richard 1932 |
| Schwarburg, Al 1939 |
| Schwarburg, William 1933, 34, 35, 36 |
| Schwarz, Jim 1971 |
| Schweitzer, Steve 1965, 66 |
| Schwemlein, Wilbur 1936 |
| Schwing, Brad 1993 |
| Scott, James 1993, 94, 95, 96 |
| Selfridge, Tom 1966, 67, 68 |
| Sellers, Don 1993 |
| Sellers, Dan 1983, 84, 85, 86 |
| Seltz, Sam 1918, 19, 20 |
| Seomin, Dick 1955, 56, 57 |
| Sexton, Tony 1968, 69, 70 |
| Shadd, Roland 1959, 60 |
| Shafer, Walter 1904, 05, 06 |
| Shalosky, Bill 1950, 51, 52 |
| Shank, Charles 1940, 41 |
| Shank, Jon 1963 |
| Shannon, Ronnie 1988, 89, 90, 91 |
| Shaut, Frank 1961, 62, 63 |
| Shaw, Joe 1963 |
| Shearrow, John 1950 |
| Sheehan, Bob 1962, 63, 64 |
| Sheffield, Art 1987, 88 |
| Shelby, Harry 1937, 38 |
| Shepherd, Bryan 1989 |
| Shepherd, Dan 1974, 75 |
| Sherrrod, Andre 1989, 90, 91 |
| Shibinski, Norb 1950, 51 |
| Shneyderov, Josh 2000, 01, 02, 03 |
| Shoemaker, Curt 2007 |
| Shoemaker, Mike 1972 |
| Short, Keith 1990 |
| Shorter, Adam 2001, 02, 03, 04 |
| Shorts, Floyd 1948 |

ALL-TIME LETTERWINNERS

| |
|---------------------------------|
| Shuff, Charles 1961 |
| Shundich, Nick 1949, 50, 51 |
| Shyrock, Charles 1917, 18 |
| Sidinger, Clarence 1928, 29, 30 |
| Sidinger, Edward 1930, 31 |
| Siebert, Fred 1938 |
| Simko, Rudy 1959, 60, 61 |
| Simon, J.P. 2005 |
| Simmons, Lonnie 2004 |
| Simmons, Rufus 1960, 61, 62 |
| Simmons, Simeon 1978 |
| Simons, Rick 1992, 93, 94 |
| Simpson, Don 1994, 95, 96 |
| Sims, Kelly 1988, 89, 90, 91 |
| Single, Erv 1952, 53, 54 |
| Single, Russell 1928 |
| Sipple, Walter 1929, 30 |
| Six, Dave 1960, 61 |
| Skinner, Calvin 1903 |
| Skorich, Nicholas 1940, 41, 42 |
| Slater, Baker 1945 |
| Slaughter, Thomas 1931, 32 |
| Slusarz, Al 1976, 78, 79 |
| Small, David 1991, 92, 93 |
| Smedley, Clement 1900 |
| Smedley, John 1963, 64, 65 |
| Smikle, Tony 1997, 98, 99, 00 |
| Smith, Aaron 1998 |
| Smith, Chester 1931, 32, 33 |
| Smith, Corey 2005, 06, 07, 08 |
| Smith, Craig 1970, 71, 72 |
| Smith, Craig 1978 |
| Smith, DeAngelo 2006, 07, 08 |
| Smith, Dennis 1963, 64, 65 |
| Smith, E. Starbuck 1894, 95 |
| Smith, Freddie 1994 |
| Smith, Freddy 1997, 98, 99, 00 |
| Smith, George 1932, 33, 34, 35 |
| Smith, Hollis, 1987 |
| Smith, Julius H. 1973 |
| Smith, Landon 1996, 97 |
| Smith, Louis C. 1893 |
| Smith, M.E. 1927, 28 |
| Smith, Mike 1975, 76 |
| Smith, Movie 1963, 64 |
| Smith, Orin Gould 1887, 88 |
| Smith, Orlando 1995, 97, 98 |
| Smith, Scott 1991, 92 |
| Smith, Stanley 1896, 97 |
| Smith, Steve 1995, 96 |
| Smith, Tom 1957, 58 |
| Smith, W.E. 1932 |
| Smollen, John 1941, 46 |
| Smoot, R.C. 1982 |
| Smyth, Bill 1942, 46 |
| Smythe, 1905 |
| Snyder, Jack 1952, 53, 54 |
| Sobolewski, Tom 1963, 64, 65 |
| Sparks, Evan 2005, 06, 07 |
| Spencer, Charles 2000 |
| St. Clair, Pete 1948, 49, 50 |
| Stack, Robert 1918, 19 |
| Stacklin, Duane 1980, 81, 82 |
| Stafford, John 1932 |
| Stanford, Mark 1981, 82 |

| |
|------------------------------------|
| Stanforth, Bill 1965 |
| Stanley, Lincoln 1909 |
| Stansbery, Derek 2005 |
| Stargel, Jason 1982, 83, 84, 85 |
| Stargel, Will 1941, 42, 46 |
| Starick, Sigfreid 1929, 30 |
| Stark, Henry 1931, 32 |
| Starks, Roger 1962 |
| Starks, Royce 1963, 64 |
| Starman, Frank 1967 |
| Staub, Ralph 1949, 50, 51 |
| Stautberg, Gerry 1948, 49 |
| Staymen, Seymour 1948, 49 |
| Steel, Brian 2006 |
| Steffen, Heiner 1973, 74, 75 |
| Steinberg, Harold 1939 |
| Steinhauser, Bob 1963, 64 |
| Stephens, Marc 1993 |
| Stephens, Paul 1998 |
| Stephens, Roger 1946, 47, 48 |
| Stephenson, Tom 1950 |
| Stepp, Jordan 2010, 11 |
| Sternberg, Harold 1940, 41, 42 |
| Stetson, John 1971, 72 |
| Stewart, Andrew 1986, 87, 88 |
| Stewart, Derrick 2006 |
| Stewart, James 1902, 03 |
| Stewart, John H. 1909, 10, 11, 12 |
| Stewart, Sean 1992, 93, 94, 95 |
| Stewart, Walter 2009, 10, 11 |
| Stickdorn, Clint 2001, 02, 03, 04 |
| Stix, William 1893 |
| Stofa, Jeff 1990, 91 |
| Stojkovic, Mike 1985, 86, 87 |
| Stone, Eric 1984 |
| Stone, John 1898 |
| Storm, Lowell 1947, 48, 49, 50 |
| Stovall, Charles 1970, 71, 72 |
| Stowers, Jack 1959 |
| Stratton, Bob 1949, 50, 51 |
| Straub, Frank 2004, 05, 06 |
| Stroh, Hank 1960 |
| Stroh, Kyle 1987, 88, 89, 90 |
| Strong, Terry 1987, 88, 89, 90 |
| Studenka, John 1967, 68 |
| Stueve, Amos 1905, 06 |
| Stueve, Thomas 1931 |
| Sturkie, Jermaine 1994, 95, 96, 97 |
| Sullivan, Ellis 1984 |
| Swanda, Jim 1964 |
| Sweeney, Jake 1941, 42 |
| Sweeney, Walter 1949 |
| Sweet, Albert 1992, 93 |
| Swing, Phillip 1891 |
| Switzer, Lamar 1958, 60 |
| Swords, Terry 1981 |
| Sykes, Carlton 1997, 98, 99 |
| Sylvester, Vincent 1978, 79 |
| Szabados, Tom 1985, 86, 87, 88 |

T

| |
|---------------------------------|
| Tabor, Doug 1973, 75, 76 |
| Tackett, Scott 1985, 86, 87, 88 |
| Talcott, Harold 1916, 17, 18 |
| Takavitz, Kyle 2001, 02, 03, 04 |

| |
|----------------------------------|
| Tamaska, Randy 1974 |
| Tartaglione, Vince 1970 |
| Tate, Robert 1994, 95, 96 |
| Tatum, Bill 1989 |
| Taylor, Bob 1963, 64 |
| Taylor, Elbert 1918, 20 |
| Taylor, Jesse 1968, 69, 70 |
| Taylor, Jim 1980 |
| Taylor, Keith 1983 |
| Taylor, Monte 2010, 11 |
| Taylor, Reggie 1983, 84, 85, 86 |
| Taylor, Rick 1970, 71, 72 |
| Teismann, Kevin 1965, 66 |
| Temple, Nick 2011 |
| Temple, R.K. 1887 |
| Tentman, Solomon 2011 |
| Theisen, Paul 1950, 51, 52 |
| Thier, John 1928 |
| Thomas, Anthony 1999, 00, 01 |
| Thomas, Bill 1981, 82, 83 |
| Thomas, George Grove 1895 |
| Thomas, Hannibal 2003, 04 |
| Thomas, Isaac 1999, 00 |
| Thomas, John M. 1895 |
| Thomas, Jon 1983, 84 |
| Thomas, Shane 1995 |
| Thomasson, Pat 1989 |
| Thompkins, Kenbrell 2011 |
| Thompson, Dave 1957 |
| Thompson, George 1950, 51, 52 |
| Thompson, Kirk 1999, 00, 01 |
| Thornberry, Red 1925, 26, 27 |
| Thornton, John 1988, 89, 90 |
| Thrun, Roger 1967 |
| Thrush, Jim 1959 |
| Tidball, Dean 1984, 85 |
| Tilden, Chauncey 1911, 12, 13 |
| Timmons, Alfred 1940 |
| Timmons, Michael 1980 |
| Tipton, Morris 1955, 56, 57 |
| Tkatch, Ed 1959, 60, 61 |
| Tkatch, Tom 1960, 61, 62 |
| Tobik, Jack 1967, 68 |
| Todd, Bob 1945 |
| Tolbert, Cedric 2005, 06, 07, 08 |
| Torrence, John 1918 |
| Townsend, Joe 1945 |
| Tracy, Jack 1949, 50, 51 |
| Traul, Lee Earl 1900 |
| Traul, Louis 1903 |
| Traut, Ron 1986, 87, 88, 89 |
| Trent, Jermaine 1995, 96 |
| Trigg, Rob 2007, 08, 10, 11 |
| Truitt, Ron 1975 |
| Tucker, Gus 1976 |
| Tucker, Neal 1976 |
| Tuebner, Robert 1936, 37, 38 |
| Tupuola, Matt 2001, 02 |
| Turner, Akanni 2001 |
| Turner, Clem 1965, 66 |
| Turner, Delmar 1995, 96 |
| Turner, Irv 1952, 53, 54 |
| Turner, Mike 1964, 65, 66 |
| Tushar, John 1980, 82, 83 |

U

| |
|-----------------------------|
| Uhl, Brian 1995, 96, 97, 98 |
| Ullum, Vern 1940, 41, 42 |
| Ulysee, Jerry 1995, 96 |
| Underwood, Brandon 2008 |
| Uphoff, Don 1945, 46, 48 |

V

| |
|---------------------------------|
| Vabic, Frank 1961 |
| Vafides, Henry 1968 |
| Valentiner, Clark 1924, 25 |
| Vample, Charlie 2005 |
| Vanatsky, Jim 1988 |
| Van Buren, Jack 1959, 60 |
| Van Buren, Ken 1962 |
| VanMatre, Harold 1898, 99, 00 |
| Vanatsky, Jim 1988 |
| Vann, Booker 2002, 03 |
| Vann, LaDaris 1999, 00, 01, 02 |
| Vater, Tom 1966 |
| Vaupel, Matt 1991, 92, 93, 94 |
| Velotta, Bill 1974 |
| Venable, William 1890 |
| Vete, Dan 1977, 78, 79 |
| Vibberts, Eric 1993, 94, 95 |
| Vickers, Jim 1969 |
| Vilkowski, John 1946, 47, 48 |
| Viltro, John 1973, 74, 75 |
| Viramontes, Esaul 1995, 96 |
| Virgin, Ray 1939, 40, 41 |
| Vitovitz, David 1996, 98 |
| Vodika, Dave 1972 |
| Vogelgesang, Bruce 1961, 62, 63 |
| Volland, Chad 1989 |
| Vordem Esche, Chad 1998, 99, 00 |
| Voshell, Ken 1970 |

W

| |
|---------------------------------|
| Wagner, Tom 1959 |
| Wainscott, Robert 1940, 41 |
| Waldman, Frederick 1927, 28, 29 |
| Walker, Jeff 1983, 85 |
| Walker, Paul 1966 |
| Walker, Tim 1999, 00, 01 |
| Walz, Roger 1963 |
| Ward, Fred 1996, 97 |
| Ward, Kevin 1994, 95, 97, 98 |
| Ware, Jerrold 1985, 86 |
| Warhop, George 1981, 82 |
| Warner, Dave 1984 |
| Warner, Doug 1964, 65 |
| Warren, Rod 1969 |
| Warren, Vernon 1980 |
| Watkins, William 1918 |
| Waugh, Marcus 2006, 07, 08, 09 |
| Way, Fred 1977 |
| Weaver, Fred 1891 |
| Weber Jerry 1963 |
| Webster, Aaron 2006, 07, 08, 09 |
| Webster, Matt 2003, 05 |
| Weiner, Tom 1966 |
| Weingart, Ken 1969, 70, 71 |
| Weinheimer, Andy 1998, 99, 00 |
| Weiss, Andrew 1930 |
| Welch, Austin 1977 |

Welch, Bob 1963, 64, 65
 Welch, Merle 1937
 Weld, Herbert 1887
 Weng, Chris 1993
 Wenzel, A.W. 1915, 16, 17, 19
 Wess, David 2005, 07
 West, Jeff 1973, 74
 West, Lou 1974, 75, 76
 Westfall, Bill 1970
 Whelan, John 1969
 Whelan, Terry 1959
 Whipple, Don 1955, 56
 White, David 1985
 White, Jody 1992, 93, 94
 White, Mike 1971, 72, 73
 Whitehead, Jason 2007
 Whitlow, Brian 1992
 Wieck, Rod 1974, 75, 77
 Wieman, Harry 1902, 03
 Wilber, Greg 1968, 69
 Wiles, Mike 1975, 76, 77, 78
 Wilging, Mike 1982, 83
 Wilkens, Dwight 1974, 75
 Williams, Alphonso 1982, 83
 Williams, Anthony 2005, 06, 07
 Williams, Bill 1956
 Williams, Billy 1942, 45, 46
 Williams, Chris 2009, 10, 11
 Williams, Corey 1987, 88, 91
 Williams, Curtiss 1975, 76, 77
 Williams, Darrin 2009, 10
 Williams, Kameron, 1989, 90
 Williams, Merle 1931, 32, 33
 Williams, Ralph 1979, 80
 Williams, Robert 1984, 86, 87
 Williams, S. Curtis 1900, 01, 02, 03
 Williams, Tommy 1984
 Williams, Walter 1907, 08, 09
 Willis, Chris 1993
 Willson, Earl 1968, 69, 70
 Wilson, Claude 1939
 Wilson, Daniel 1890
 Wilson, Greg 1976
 Wilson, J.J. 2001
 Wilson, Jermaine 2001, 02, 03, 04
 Wilson, Russell 1905, 06
 Windt, Mike 2007, 08, 09
 Winn, George 2008, 10, 11
 Wise, Jonah 1902
 Witucki, Jay 1952
 Witty, Adrian 2011
 Wize, Nathan 1998, 99, 00, 01
 Woitovich, Steve 1957
 Wolf, Ed 1959, 60
 Wolf, Ken 1952
 Wolford, Al 1966
 Wolfson, Erwin 1923
 Wolfe, Derek 2008, 09, 10, 11
 Wolke, Joe 2002
 Woodard, Orion 2008, 09, 10, 11
 Woodrough, Louis 1902
 Woodruff, Dennis 1963, 64, 65
 Woodruff, Tim 1966
 Woods, D.J. 2008, 09, 10, 11
 Woods, Karl 1977, 78, 79, 80

Woods, Mike 1975, 76, 77
 Woodside, Ray 1990, 91, 92, 93
 Worcester, Harold 1902
 Workman, Homer 1945
 Wortman, Dan 1999, 00, 01
 Wortman, Vince 1987, 88
 Wrampelmeier, Fred 1985, 86
 Wright, Bob 1974, 76, 78
 Wright, Dave 1964
 Wright, Hank 1979, 80
 Wright, Mike 2003, 04
 Wright, Nat 1985, 86
 Wright, William J. 1897, 98
 Wulfeck, Adam 1998, 99, 00, 01
 Wunder, Steve 1972, 73
 Wyatt, John 1932, 33
 Wynn, Tim 1975
 Wynne, Ken 1999, 00, 01

Y

Yakovac, Joel 2002, 03, 05
 Yeager, Fred 1933, 34, 35, 36
 Yeagle, Steve 1948, 49
 Yelton, Paul 1950, 51, 52
 Yingling, Brandon 2008
 Yli Renko, Kari 1978, 79, 80, 81
 Yost, Jim 1978
 Young, Curtis 2008, 09

Z

Zajicek, Don 1952, 53
 Zange, Max 1908, 09, 10, 11
 Zelei, Russ 1989, 90
 Zelinski, Bernie 1940, 41
 Ziegler, John 1976
 Zimmerman, Richard 1932
 Zimn, Joe 1960
 Zwitt, Jonny 2002, 03, 05

SERIES RECORDS

| TEAM | W | L | T | STARTED | LAST UC WIN | LAST OPP WIN |
|---------------------|----|----|---|-----------------|--------------|--------------|
| Air Force | 0 | 1 | 0 | 1961 (AF 8-6) | — | 1961 (8-6) |
| Akron | 4 | 2 | 0 | 1984 (UC 28-27) | 2011 (59-14) | 1992 (24-22) |
| Alabama | 0 | 5 | 0 | 1908 (AL 16-0) | — | 1990 (45-7) |
| Antioch | 1 | 1 | 0 | 1908 (AN 16-11) | 1910 (38-0) | 1908 (16-11) |
| Arizona State | 2 | 0 | 0 | 1954 (UC 34-7) | 1976 (14-0) | — |
| Arkansas State | 1 | 1 | 0 | 1975 (AS 14-9) | 1998 (51-7) | 1975 (14-9) |
| Army | 3 | 3 | 0 | 1963 (A 22-0) | 2003 (33-29) | 2004 (48-29) |
| Ashland | 1 | 0 | 0 | 1934 (UC 32-6) | 1934 (32-6) | — |
| Auburn | 0 | 2 | 0 | 1984 (AU 60-0) | — | 1986 (52-7) |
| Austin Peay | 5 | 0 | 0 | 1985 (UC 31-9) | 2011 (72-10) | — |
| Baldwin-Wallace | 1 | 0 | 0 | 1945 (UC 39-0) | 1945 (39-0) | — |
| Ball State | 1 | 0 | 0 | 1993 (UC 44-12) | 1993 (44-12) | — |
| Baltimore | 1 | 0 | 0 | 1935 (UC 67-0) | 1935 (67-0) | — |
| Boston College | 3 | 4 | 0 | 1961 (BC 23-0) | 1997 (24-6) | 1996 (24-17) |
| Boston University | 1 | 3 | 0 | 1939 (BU 13-6) | 1942 (6-0) | 1941 (14-13) |
| Bowling Green | 0 | 4 | 0 | 1990 (BG 34-20) | — | 1994 (38-0) |
| Butler | 6 | 2 | 1 | 1891 (B 34-10) | 1948 (16-7) | 1937 (13-0) |
| Carnegie Tech | 2 | 1 | 0 | 1920 (CT 27-17) | 1941 (20-0) | 1920 (27-17) |
| Case | 2 | 1 | 0 | 1922 (UC 16-0) | 1923 (69-0) | 1937 (21-0) |
| Cedarville | 2 | 0 | 0 | 1929 (UC 19-0) | 1930 (46-0) | — |
| Central Michigan | 0 | 1 | 0 | 1990 (CM 34-0) | — | 1990 (34-0) |
| Centre | 6 | 5 | 3 | 1892 (C 12-4) | 1942 (21-0) | 1910 (12-3) |
| Chicago | 0 | 1 | 0 | 1893 (Chi 20-0) | — | 1893 (20-0) |
| Colorado | 0 | 1 | 0 | 1972 (CO 56-14) | — | 1972 (56-14) |
| Connecticut | 6 | 2 | 0 | 2001 (UC 45-28) | 2011 (35-27) | 2010 (38-17) |
| Cornell | 1 | 0 | 0 | 1983 (UC 48-20) | 1983 (48-20) | — |
| Dartmouth | 1 | 0 | 0 | 1898 (UC 17-12) | 1898 (17-12) | — |
| Dayton | 15 | 17 | 1 | 1924 (D 21-0) | 1970 (13-7) | 1971 (16-3) |
| Denison | 7 | 14 | 2 | 1910 (UC 28-12) | 1945 (30-0) | 1928 (9-0) |
| DePauw | 2 | 1 | 0 | 1905 (UC 17-0) | 1945 (7-0) | 1931 (7-6) |
| Detroit | 5 | 4 | 1 | 1945 (D 20-0) | 1964 (19-0) | 1962 (15-14) |
| Drake | 1 | 0 | 0 | 1963 (UC 28-0) | 1963 (28-0) | — |
| Earlham | 5 | 4 | 0 | 1895 (UC 26-0) | 1912 (21-0) | 1917 (19-0) |
| East Carolina | 5 | 12 | 0 | 1986 (EC 32-19) | 2004 (24-19) | 2001 (28-26) |
| Eastern Kentucky | 2 | 0 | 0 | 2006 (UC 31-0) | 2008 (40-7) | — |
| Eastern Michigan | 1 | 0 | 0 | 2005 (UC 28-26) | 2005 (28-26) | — |
| Florida | 0 | 2 | 0 | 1984 (FL 48-17) | — | 2009 (51-24) |
| Florida State | 0 | 6 | 0 | 1977 (FS 14-0) | — | 1990 (70-21) |
| Franklin | 1 | 0 | 1 | 1890 (Tie 0-0) | 1891 (38-0) | — |
| Fresno State | 1 | 1 | 0 | 2009 (UC 28-20) | 2009 (28-20) | 2010 (28-14) |
| George Washington | 1 | 1 | 0 | 1964 (GW 17-15) | 1965 (13-3) | 1964 (17-15) |
| Georgetown | 0 | 2 | 0 | 1922 (G 37-0) | — | 1936 (7-0) |
| Georgetown (KY) | 8 | 3 | 0 | 1894 (G 6-4) | 1934 (45-0) | 1916 (16-0) |
| Georgia | 0 | 2 | 0 | 1942 (GA 35-13) | — | 1976 (31-17) |
| Hanover | 10 | 1 | 0 | 1894 (UC 14-12) | 1940 (45-0) | 1908 (9-5) |
| Hardin-Simmons | 5 | 1 | 1 | 1948 (Tie 7-7) | 1960 (15-14) | 1955 (53-20) |
| Hawai'i | 2 | 1 | 0 | 1951 (UC 34-0) | 2008 (29-24) | 2002 (20-19) |
| Heidelberg | 1 | 0 | 0 | 1931 (UC 46-7) | 1931 (46-7) | — |
| Houston | 8 | 13 | 0 | 1957 (UH 7-0) | 2002 (47-14) | 1999 (23-20) |
| Illinois | 1 | 0 | 0 | 2009 (UC 49-36) | 2009 (49-36) | — |
| Illinois Wesleyan | 1 | 0 | 0 | 1938 (UC 6-0) | 1938 (6-0) | — |
| Indiana | 3 | 9 | 2 | 1896 (IU 16-0) | 1957 (21-0) | 2000 (42-6) |
| Indiana State | 4 | 1 | 0 | 1972 (UC 10-7) | 2010 (40-7) | 1987 (40-16) |
| Indianapolis | 1 | 0 | 0 | 1902 (UC 6-0) | 1902 (6-0) | — |
| Iowa | 0 | 1 | 0 | 1990 (I 63-10) | — | 1990 (63-10) |
| Kansas | 1 | 1 | 0 | 1995 (KU 23-18) | 1997 (34-7) | 1995 (23-18) |
| Kansas State | 4 | 2 | 0 | 1951 (UC 34-0) | 1966 (28-14) | 1996 (35-0) |
| Kent State | 5 | 0 | 0 | 1971 (UC 42-20) | 1999 (41-3) | — |
| Kentucky | 9 | 21 | 3 | 1894 (UC 32-4) | 1996 (24-3) | 1995 (33-14) |
| Kentucky Wesleyan | 5 | 2 | 1 | 1920 (UC 35-0) | 1930 (6-0) | 1928 (6-0) |
| Kenyon | 9 | 4 | 0 | 1895 (UC 16-4) | 1929 (18-6) | 1916 (27-0) |
| Long Beach State | 1 | 0 | 0 | 1982 (UC 34-14) | 1982 (34-14) | — |
| Louisiana-Lafayette | 3 | 1 | 0 | 1973 (UC 27-0) | 1978 (38-13) | 1976 (7-3) |
| Louisiana-Monroe | 5 | 0 | 0 | 1974 (UC 20-7) | 2001 (42-10) | — |

| TEAM | W | L | T | STARTED | LAST UC WIN | LAST OPP WIN |
|------------------------|----|----|---|------------------|-----------------|----------------|
| Louisiana State | 1 | 0 | 0 | 1897 (UC 28-0) | 1897 (28-0) | — |
| Louisville | 30 | 20 | 1 | 1929 (UC 7-0) | 2011 (25-16) | 2007 (28-24) |
| Marietta | 4 | 6 | 1 | 1895 (UC 6-0) | 1931 (50-0) | 1920 (28-0) |
| Marquette | 6 | 2 | 0 | 1953 (M 31-7) | 1960 (33-13) | 1959 (35-34) |
| Marshall | 8 | 3 | 1 | 1906 (Tie 0-0) | 2008 (33-10) | 2000 (25-14) |
| Maryland | 0 | 2 | 0 | 1975 (MD 21-19) | — | 1976 (21-0) |
| Memphis | 12 | 18 | 0 | 1966 (UM 26-14) | 2004 (49-10) | 2003 (21-16) |
| Miami (FL) | 1 | 10 | 0 | 1947 (UC 20-7) | 1947 (20-7) | 1998 (38-12) |
| Miami (OH) | 50 | 59 | 7 | 1888 (Tie 0-0) | 2011 (27-0) | 2005 (44-16) |
| Michigan State | 1 | 1 | 0 | 1930 (MS 32-0) | 1946 (18-7) | 1930 (32-0) |
| Mid. Tennessee State | 1 | 0 | 0 | 1991 (UC 30-10) | 1991 (30-10) | — |
| Mississippi State | 1 | 1 | 0 | 1948 (MS 27-0) | 1949 (19-0) | 1948 (27-0) |
| Morehead State | 0 | 2 | 0 | 1937 (MS 7-0) | — | 1989 (13-10) |
| Morgan State | 1 | 0 | 0 | 1982 (UC 52-0) | 1982 (52-0) | — |
| Muskingum | 0 | 1 | 0 | 1931 (MU 15-0) | — | 1931 (15-0) |
| Navy | 0 | 2 | 0 | 1940 (N 14-0) | — | 1956 (13-7) |
| Nebraska | 0 | 1 | 0 | 1906 (NE 41-0) | — | 1906 (41-0) |
| Nevada | 0 | 1 | 0 | 1949 (NV 41-21) | — | 1949 (41-21) |
| North Carolina | 0 | 2 | 0 | 1979 (NC 35-14) | — | 1991 (51-16) |
| North Carolina State | 1 | 1 | 0 | 2010 (NCS 30-19) | 2011 (44-14) | 2010 (30-19) |
| North Texas | 7 | 9 | 1 | 1958 (Tie 8-8) | 1973 (52-3) | 2002 (24-19) |
| Northern Illinois | 1 | 1 | 0 | 1989 (NI 56-3) | 1995 (55-19) | 1989 (56-3) |
| Northwestern | 0 | 2 | 0 | 1903 (NW 35-0) | — | 1924 (42-0) |
| Northwestern State | 1 | 0 | 0 | 1977 (UC 41-0) | 1977 (41-0) | — |
| Notre Dame | 0 | 1 | 0 | 1900 (ND 57-0) | — | 1900 (57-0) |
| Oberlin | 1 | 2 | 0 | 1898 (O 5-0) | 1923 (6-0) | 1924 (13-0) |
| Ohio | 23 | 23 | 4 | 1896 (UC 52-0) | 1981 (19-9) | 1979 (27-7) |
| Ohio Northern | 2 | 2 | 0 | 1916 (ON 9-0) | 1929 (12-6) | 1924 (9-0) |
| Ohio State | 2 | 13 | 0 | 1893 (OSU 32-0) | 1897 (34-0) | 2006 (37-7) |
| Ohio Wesleyan | 10 | 8 | 1 | 1894 (OW 16-4) | 1938 (14-7) | 1937 (20-6) |
| Oklahoma | 0 | 2 | 0 | 2008 (OU 52-26) | — | 2010 (31-29) |
| Oklahoma City | 1 | 0 | 0 | 1947 (UC 20-13) | 1947 (20-13) | — |
| Oklahoma State | 1 | 2 | 0 | 1958 (OS 19-14) | 1959 (22-9) | 1983 (27-17) |
| Oregon State | 2 | 0 | 0 | 2007 (UC 34-3) | 2009 (28-18) | — |
| Otterbein | 6 | 3 | 0 | 1902 (UC 16-0) | 1934 (45-0) | 1914 (3-0) |
| Pacific | 5 | 3 | 0 | 1949 (P 34-7) | 1959 (21-14) | 1956 (21-15) |
| Penn State | 1 | 8 | 0 | 1981 (PS 52-0) | 1983 (14-3) | 2005 (42-24) |
| Pittsburgh | 3 | 8 | 0 | 1924 (P 21-14) | 2011 (26-23) | 2010 (28-10) |
| Purdue | 0 | 1 | 0 | 2001 (P 19-14) | — | 2001 (P 19-14) |
| Rhode Island | 1 | 0 | 0 | 2003 (UC 31-24) | 2003 (31-24) | — |
| Rice | 1 | 0 | 0 | 1974 (UC 28-21) | 1974 (28-21) | — |
| Richmond | 3 | 3 | 0 | 1962 (R 21-20) | 1981 (27-18) | 1980 (24-10) |
| Rio Grande | 2 | 0 | 0 | 1931 (UC 19-6) | 1933 (20-0) | — |
| Rutgers | 8 | 8 | 1 | 1980 (RU 24-7) | 2010 (69-38) | 2011 (20-3) |
| San Diego State | 1 | 0 | 0 | 2007 (UC 52-23) | 2007 (52-23) | — |
| South Carolina | 0 | 2 | 0 | 1980 (SC 49-7) | — | 1982 (37-10) |
| South Dakota | 4 | 0 | 0 | 1932 (UC 7-0) | 1965 (41-0) | — |
| South Dakota State | 1 | 0 | 0 | 1935 (UC 38-0) | 1935 (38-0) | — |
| Southeast Missouri St. | 2 | 0 | 0 | 2007 (UC 59-3) | 2009 (70-3) | — |
| Southern Miss | 8 | 7 | 0 | 1976 (UC 28-21) | 2007 (31-21) | 2003 (22-20) |
| St. Bonaventure | 1 | 0 | 0 | 1947 (UC 20-14) | 1947 (20-14) | — |
| Syracuse | 7 | 5 | 0 | 1993 (SYR 24-21) | 2011 (30-3) | 2010 (31-7) |
| Tampa | 3 | 0 | 0 | 1938 (UC 7-6) | 1968 (31-28) | — |
| TCU | 2 | 1 | 0 | 2002 (UC 36-29) | 2004 (21-10) | 2003 (43-10) |
| Temple | 4 | 9 | 1 | 1973 (TEM 16-15) | 2003 (30-24 OT) | 1985 (28-16) |
| Tennessee | 1 | 5 | 0 | 1904 (UC 35-0) | 1904 (35-0) | 2011 (45-23) |
| Tenn.-Chattanooga | 1 | 0 | 0 | 1974 (UC 35-20) | 1974 (35-20) | — |
| Tennessee Tech | 1 | 0 | 0 | 1987 (UC 38-17) | 1987 (38-17) | — |
| Texas A&M | 1 | 0 | 0 | 1971 (UC 17-0) | 1971 (17-0) | — |
| Texas Tech | 0 | 0 | 1 | 1968 (Tie 10-10) | — | — |
| Texas Western | 2 | 0 | 0 | 1950 (UC 32-0) | 1951 (53-18) | — |
| Toledo | 4 | 2 | 0 | 1921 (UC 20-0) | 1993 (31-24) | 2001 (23-16) |
| Transylvania | 5 | 2 | 1 | 1909 (Tie 6-6) | 1941 (46-0) | 1928 (25-6) |
| Troy State | 1 | 1 | 0 | 1994 (28-24) | 1994 (28-24) | 1999 (31-24) |

| TEAM | W | L | T | STARTED | LAST UC WIN | LAST OPP WIN |
|------------------------|----|----|---|----------------------|--------------|--------------|
| Tulane | 3 | 11 | 0 | 1909 (T 6-0) | 2001 (46-33) | 2002 (35-17) |
| Tulsa | 13 | 16 | 2 | 1946 (T 20-0) | 1997 (34-24) | 1980 (31-13) |
| UAB | 5 | 3 | 0 | 1996 (UC 34-14) | 2002 (31-23) | 2004 (30-27) |
| USF | 6 | 3 | 0 | 2003 (USF 24-17 Tot) | 2011 (37-34) | 2010 (38-30) |
| Utah State | 1 | 0 | 0 | 1997 (UC 35-19) | 1997 (35-19) | — |
| Vanderbilt | 4 | 4 | 0 | 1898 (UC 12-0) | 2011 (31-24) | 1994 (34-24) |
| Villanova | 2 | 2 | 0 | 1972 (UC 14-7) | 1979 (27-13) | 1980 (23-6) |
| Va. Military Institute | 2 | 0 | 0 | 1951 (UC 26-7) | 1953 (67-0) | — |
| Virginia Tech | 4 | 5 | 0 | 1946 (UC 18-6) | 1995 (16-0) | 2008 (20-7) |
| Wabash | 2 | 0 | 0 | 1932 (UC 14-0) | 1952 (27-7) | — |
| Washington (MO) | 0 | 1 | 0 | 1903 (W 23-11) | — | 1903 (23-11) |
| Washington | 0 | 1 | 0 | 1974 (W 21-17) | — | 1974 (21-17) |
| Wash. & Jefferson | 0 | 1 | 0 | 1899 (WJ 20-0) | — | 1899 (20-0) |
| Washington & Lee | 1 | 0 | 0 | 1952 (UC 54-0) | 1952 (54-0) | — |
| Wayne | 2 | 0 | 0 | 1939 (UC 21-0) | 1941 (37-0) | — |

SERIES RECORD BY CONFERENCE

FOOTBALL BOWL SUBDIVISION

| | | | |
|-----------------------|----------|-----------|----------|
| ATLANTIC COAST | 9 | 30 | 0 |
| Boston College | 3 | 4 | 0 |
| Florida State | 0 | 6 | 0 |
| Maryland | 0 | 2 | 0 |
| Miami (FL) | 1 | 10 | 0 |
| North Carolina | 0 | 2 | 0 |
| North Carolina State | 1 | 1 | 0 |
| Virginia Tech | 4 | 5 | 0 |

| | | | |
|----------------|-----------|-----------|----------|
| BIG 12 | 10 | 25 | 2 |
| Colorado | 0 | 1 | 0 |
| Kansas | 1 | 1 | 0 |
| Kansas State | 4 | 2 | 0 |
| Nebraska | 0 | 1 | 0 |
| Oklahoma | 0 | 2 | 0 |
| Oklahoma State | 1 | 2 | 0 |
| Texas A&M | 1 | 0 | 0 |
| Texas Tech | 0 | 0 | 1 |
| West Virginia | 3 | 16 | 1 |

| | | | |
|-----------------|-----------|-----------|----------|
| BIG EAST | 64 | 56 | 4 |
| Connecticut | 6 | 2 | 0 |
| Louisville | 30 | 20 | 1 |
| Pittsburgh | 3 | 8 | 0 |
| Rutgers | 8 | 8 | 1 |
| Syracuse | 7 | 5 | 0 |
| Temple | 4 | 9 | 1 |
| USF | 6 | 4 | 0 |

| | | | |
|----------------|----------|-----------|----------|
| BIG TEN | 9 | 38 | 2 |
| Illinois | 1 | 0 | 0 |
| Indiana | 3 | 9 | 2 |
| Iowa | 0 | 1 | 0 |
| Michigan State | 1 | 1 | 0 |
| Northwestern | 0 | 2 | 0 |
| Ohio State | 2 | 13 | 0 |
| Penn State | 1 | 8 | 0 |
| Purdue | 0 | 1 | 0 |
| Wisconsin | 1 | 3 | 0 |

| | | | |
|-----------------------|-----------|-----------|----------|
| CONFERENCE USA | 50 | 67 | 1 |
| East Carolina | 5 | 12 | 0 |
| Houston | 8 | 13 | 0 |
| Marshall | 8 | 3 | 1 |
| Memphis | 12 | 18 | 0 |
| Rice | 1 | 0 | 0 |

| | | | |
|----------------|----|----|---|
| Southern Miss. | 8 | 7 | 0 |
| Tulane | 3 | 11 | 0 |
| Tulsa | 13 | 16 | 2 |
| UAB | 5 | 3 | 0 |

| | | | |
|---------------------|-----------|-----------|-----------|
| MID-AMERICAN | 92 | 92 | 11 |
| Akron | 4 | 2 | 0 |
| Ball State | 1 | 0 | 0 |
| Bowling Green | 0 | 4 | 0 |
| Central Michigan | 0 | 1 | 0 |
| Eastern Michigan | 1 | 0 | 0 |
| Kent State | 5 | 0 | 0 |
| Miami (OH) | 50 | 59 | 7 |
| Northern Illinois | 1 | 1 | 0 |
| Ohio | 23 | 23 | 4 |
| Toledo | 4 | 2 | 0 |
| Western Michigan | 3 | 0 | 0 |

| | | | |
|----------------------|----------|----------|----------|
| MOUNTAIN WEST | 3 | 2 | 0 |
| Air Force | 0 | 1 | 0 |
| San Diego State | 1 | 0 | 0 |
| TCU | 2 | 1 | 0 |

| | | | |
|---------------|----------|----------|----------|
| PAC-12 | 4 | 1 | 0 |
| Arizona State | 2 | 0 | 0 |
| Oregon State | 2 | 0 | 0 |
| Washington | 0 | 1 | 0 |

| | | | |
|---------------------|-----------|-----------|----------|
| SOUTHEASTERN | 16 | 44 | 3 |
| Alabama | 0 | 5 | 0 |
| Auburn | 0 | 2 | 0 |
| Florida | 0 | 2 | 0 |
| Georgia | 0 | 2 | 0 |
| Kentucky | 9 | 21 | 3 |
| Louisiana State | 1 | 0 | 0 |
| Mississippi State | 1 | 1 | 0 |
| South Carolina | 0 | 2 | 0 |
| Tennessee | 1 | 5 | 0 |
| Vanderbilt | 4 | 4 | 0 |

| | | | |
|------------------------|-----------|-----------|----------|
| SUN BELT | 18 | 12 | 1 |
| Arkansas State | 1 | 1 | 0 |
| Louisiana-Lafayette | 3 | 1 | 0 |
| Louisiana-Monroe | 5 | 0 | 0 |
| Middle Tennessee State | 1 | 0 | 0 |
| North Texas | 7 | 9 | 1 |
| Troy State | 1 | 1 | 0 |

| TEAM | W | L | T | STARTED | LAST UC WIN | LAST OPP WIN |
|------------------|----|----|---|-----------------|--------------|--------------|
| West Texas State | 0 | 1 | 0 | 1950 (WT 14-13) | — | 1950 (14-13) |
| West Virginia | 3 | 16 | 1 | 1921 (WVU 50-0) | 2009 (24-21) | 2011 (24-21) |
| Western Carolina | 1 | 0 | 0 | 2005 (UC 7-3) | 2005 (7-3) | — |
| Western Michigan | 3 | 0 | 0 | 1949 (UC 27-6) | 2006 (27-24) | — |
| Western Reserve | 10 | 3 | 2 | 1913 (Tie 0-0) | 1953 (66-0) | 1938 (33-0) |
| Wichita State | 14 | 7 | 2 | 1954 (WSU 13-0) | 1986 (24-19) | 1980 (13-8) |
| William & Mary | 3 | 1 | 0 | 1950 (WM 20-14) | 1970 (17-10) | 1950 (20-14) |
| Wilmington | 1 | 0 | 0 | 1919 (UC 34-0) | 1919 (34-0) | — |
| Wisconsin | 1 | 3 | 0 | 1936 (UW 27-6) | 1999 (17-12) | 2000 (28-25) |
| Wittenberg | 10 | 11 | 5 | 1896 (W 6-0) | 1933 (14-6) | 1930 (12-0) |
| Wooster | 0 | 3 | 0 | 1916 (W 20-0) | — | 1924 (32-0) |
| Xavier | 18 | 12 | 0 | 1918 (UC 12-0) | 1973 (40-7) | 1972 (19-7) |
| Youngstown State | 2 | 2 | 0 | 1981 (YS 19-13) | 1985 (29-27) | 1984 (27-23) |
| Non-Collegiate | 21 | 15 | 3 | | | |

| | | | |
|-------------------------|-----------|-----------|----------|
| WESTERN ATHLETIC | 18 | 19 | 2 |
| Fresno State | 1 | 1 | 0 |
| Hawai'i | 2 | 1 | 0 |
| Nevada | 0 | 1 | 0 |
| UTEP | 2 | 0 | 0 |

| | | | |
|---------------------|----------|----------|----------|
| INDEPENDENTS | 3 | 6 | 0 |
| Army | 3 | 3 | 0 |
| Navy | 0 | 2 | 0 |
| Notre Dame | 0 | 1 | 0 |

| | | | |
|--|----------|----------|----------|
| FOOTBALL CHAMPIONSHIP SUBDIVISION | | | |
| BIG SOUTH | 2 | 0 | 0 |
| Virginia Military Institute | 2 | 0 | 0 |

| | | | |
|-----------------|----------|----------|----------|
| BIG WEST | 6 | 3 | 0 |
| Pacific | 5 | 3 | 0 |
| Utah State | 1 | 0 | 0 |

| | | | |
|------------------------|----------|----------|----------|
| MISSOURI VALLEY | 6 | 3 | 0 |
| Indiana State | 4 | 1 | 0 |
| Youngstown State | 2 | 2 | 0 |

| | | | |
|--------------------|----------|----------|----------|
| GREAT WEST | 1 | 0 | 0 |
| South Dakota State | 1 | 0 | 0 |

| | | | |
|-------------------|----------|----------|----------|
| IVY LEAGUE | 2 | 0 | 0 |
| Cornell | 1 | 0 | 0 |
| Dartmouth | 1 | 0 | 0 |

| | | | |
|-----------------------------|----------|----------|----------|
| MID-EASTERN ATHLETIC | 1 | 0 | 0 |
| Morgan State | 1 | 0 | 0 |

| | | | |
|------------------------|-----------|----------|----------|
| OHIO VALLEY | 10 | 0 | 0 |
| Austin Peay | 5 | 0 | 0 |
| Eastern Kentucky | 2 | 0 | 0 |
| Southeast Missouri St. | 2 | 0 | 0 |
| Tennessee Tech | 1 | 0 | 0 |

| | | | |
|----------------|----------|----------|----------|
| PATRIOT | 0 | 2 | 0 |
| Georgetown | 0 | 2 | 0 |

| | | | |
|----------------|----------|----------|----------|
| PIONEER | 7 | 4 | 1 |
| Butler | 6 | 2 | 1 |
| Dayton | 15 | 17 | 1 |
| Drake | 1 | 0 | 0 |
| Morehead State | 0 | 2 | 0 |

BOWL HISTORY

| | BOWL | OPPONENT | W/L | SCORE | UC COACH | DATE | SITE |
|--|---------------|------------------|-----|-------|---------------|----------|--|
| 1946 | Sun | Virginia Tech | W | 18-6 | Ray Nolting | 01/01/47 | El Paso, Texas (Kidd Field) |
| <i>The Bearcats first-ever bowl game, earning an 18-6 victory over Virginia Tech in the 12th annual Sun Bowl ... Both teams struggled offensively in the first half, due largely in part to the three inches of snow that fell in El Paso the day before the game ... Game is still the coldest Sun Bowl on record ... UC outrushed the Gobblers, 369 to 34</i> | | | | | | | |
| 1949 | Glass | Toledo | W | 33-13 | Sid Gillman | 12/03/49 | Toledo, Ohio (Glass Bowl) |
| <i>UC's second bowl game was the fifth annual Glass Bowl, played in Toledo, Ohio ... The Bearcats were on the board first with a safety by Jack Tracy ... UC's Bob Stratton had a pair of TDs on runs of 10- and 29 yards ... UC tallied 258 return yards to Toledo's 97.</i> | | | | | | | |
| 1950 | Sun | West Texas A&M | L | 14-13 | Sid Gillman | 01/01/51 | El Paso, Texas (Kidd Field) |
| <i>West Texas A&M used a trick play on a fake punt to score the game-winning touchdown ... Faced with a fourth and long, punter Frank Wise moved under center, took the snap and lateraled to the right to quarterback Gene Mayfield ... Mayfield completed a pass to Cross at the UC 40 and Cross broke several tackles to finish the 62-yard touchdown pass.</i> | | | | | | | |
| 1997 | Humanitarian | Utah State | W | 35-19 | Rick Minter | 12/29/97 | Boise, Idaho (Bronco Stadium) |
| <i>UC's appearance snapped a 47-year bowl drought ... Chad Plummer was voted the game's MVP ... He completed 5-of-10 passes for 61 yards and a TD while rushing 15 times for 53 yards and scoring another TD ... The Bearcats held a 265-76 advantage in rushing yards while holding the ball for more than 42 minutes.</i> | | | | | | | |
| 2000 | Motor City | Marshall | L | 25-14 | Rick Minter | 12/27/00 | Pontiac, Mich. (Silverdome) |
| <i>Byron Leftwich threw for one TD and rushed for another to help Marshall rally for 16 second-half points to defeat Cincinnati, 25-14 ... UC used a pair of DeMarco McCleskey touchdown runs to build a 14-9 halftime lead ... The Cincinnati offense, which ran up 181 yards of total offense in the first half, struggled after intermission, failing to score on any of its six possessions.</i> | | | | | | | |
| 2001 | Motor City | Toledo | L | 23-16 | Rick Minter | 12/29/01 | Pontiac, Mich. (Silverdome) |
| <i>Chester Taylor rushed for a bowl-record 190 yards, including a game-winning 24-yard touchdown with 3:23 left to lead Toledo to a 23-16 win over Cincinnati ... UT held UC to just 13 yards on the ground ... Gino Guidugli was 29-for-46 for 283 yards and a touchdown ... Tye Keith caught a bowl-record nine passes for 63 yards.</i> | | | | | | | |
| 2002 | New Orleans | North Texas | L | 24-19 | Rick Minter | 12/17/02 | New Orleans, La. (Louisiana Superdome) |
| <i>Kevin Galbreath rushed for 130 yards and a touchdown to earn MVP honors as North Texas defeated Cincinnati, 24-19 ... DeMarco McCleskey rushed 23 times for 85 yards to set the UC season rushing record with 1,361 yards ... Jon Olinger's four catches for 107 yards raised his season total to 1,114 yards, breaking Jim O'Brien's 34-year old record of 1,107 receiving yards.</i> | | | | | | | |
| 2004 | Fort Worth | Marshall | W | 32-14 | Mark Dantonio | 12/23/04 | Fort Worth, Texas (Amon G. Carter Stadium) |
| <i>LB Tyjuan Hagler blocked a punt one minute into the game, which was returned by Antwan Giddens for a touchdown ... Hagler forced a fumble to set up one of three Kevin Lovell field goals, recorded a sack and had a team-high seven tackles to earn a spot on Football News' all-bowl team.</i> | | | | | | | |
| 2006 | International | Western Michigan | W | 27-24 | Brian Kelly | 01/06/07 | Toronto, Canada (Rogers Centre) |
| <i>UC's defense and steady special teams play--trademarks of the 2006 season--lifted UC to a 27-24 win in the inaugural International Bowl ... Kevin Lovell's 33-yard field goal with 6:11 remaining in the contest provided the winning points for UC ... Dominick Goodman had seven receptions for a 109 yards and two TDs, earning Most Outstanding Player honors.</i> | | | | | | | |
| 2007 | PapaJohns.com | Southern Miss | W | 31-21 | Brian Kelly | 12/22/07 | Birmingham, Ala. (Legion Field) |
| <i>Ben Mauk passed for 334 yards and four touchdowns, earning MVP honors, becoming only the third UC signal called to pass for 3,000 yards in a season ... DeAngelo Smith intercepted three passes ... UC secured its second 10-win season and first since 1951, while virtually assuring a spot in the final rankings for the first time.</i> | | | | | | | |
| 2008 | Orange | Virginia Tech | L | 20-7 | Brian Kelly | 01/01/09 | Miami Gardens, Fla. (Dolphin Stadium) |
| <i>The game marked UC's first appearance in a Bowl Championship Series game ... Darren Evans, the game's MVP, had 28 carries for 153 yards and a touchdown ... Virginia Tech's defense came up with four interceptions ... UC's Mardy Gilyard had 255 all-purpose yards and a touchdown ... The Bearcats' six-game winning streak was snapped.</i> | | | | | | | |
| 2009 | Sugar | Florida | L | 51-24 | Jeff Quinn | 01/01/10 | New Orleans, La. (Louisiana Superdome) |
| <i>Tim Tebow threw for a career-high 482 yards and three TDs and ran for 51 yards and another TD ... Tebow's 533 yards of total offense were the most in BCS history ... Jeff Quinn served as the Bearcats interim head coach after Brian Kelly departed for Notre Dame earlier in the month ... The loss ended UC's perfect season ... Gators' head coach Urban Meyer is a UC alum.</i> | | | | | | | |
| 2011 | Liberty | Vanderbilt | W | 31-24 | Butch Jones | 12/31/11 | Memphis, Tenn. (Liberty Bowl Memorial Stadium) |
| <i>Isaiah Pead ran for 149 yards and a touchdown, and Ralph David Abernathy IV's 90-yard kickoff return early in the fourth quarter put Cincinnati ahead to stay as the Bearcats edged Vanderbilt 31-24 ... Zach Collaros completed one of the more remarkable comebacks in college football, starting under center 47 days following surgery to correct a broken right ankle on Nov. 14. Collaros threw a touchdown pass and was 12 of 29 for 80 yards passing, moving around well.</i> | | | | | | | |



Cincinnati's proud bowl history includes a number of firsts, possibly including the first postseason bowl game.

The Bearcats, according to records, played a pair of postseason games in 1897 against the Southern Athletic Club and Louisiana State University.

In recent years, UC's postseason destinations have taken them to Texas, Canada, Alabama, Miami, and New Orleans.

The Bearcats have played the part of college football vagabond over the years, spending 65 seasons as an independent with no bowl tie ins.

Since joining Conference USA in 1996, UC has played in nine postseason games, including a pair of Bowl Championship Series contests in 2009 and 2010.

The Bearcats are 6-6 all-time in 12 postseason appearances and are 3-2 in their last five bowls.

The post-World War II influx of veterans into colleges rejuvenated college athletics, and with that came a surge of new bowls. Cincinnati capped a successful 1946 season with a trip to the Sun Bowl in El Paso, Texas. There, the Bearcats defeated Virginia Tech, 18-6.

UC made appearances in the Glass Bowl in Toledo in 1949 and returned to the Sun Bowl at the end of the 1950 campaign.

After 47 years without a bowl appearance, Cincinnati's drought was broken when the Bearcats played in the inaugural Humanitarian Bowl in Boise, Idaho in 1997.

With Conference USA developing alliances with five bowls, the Bearcats made three straight bowl appearances in 2000, 2001 and 2002—the first two in the Motor City Bowl in Detroit and the third in the New Orleans Bowl.

In 2004, UC was selected to represent Conference USA in the PlainsCapital Fort Worth Bowl, the teams' fourth bowl appearance in five years. UC defeated Marshall, 32-14, in that contest.

In 2006, Cincinnati earned its first BIG EAST Conference bowl appearance after knocking off Connecticut in the season finale. In unusual circumstances following Mark Dantonio and his staff's departure to Michigan State before the bowl game, UC hired Brian Kelly from Central Michigan who came in and in just 34 days prepared UC and defeated Western Michigan University, 27-24, in the inaugural International Bowl in Toronto, Ontario.

Following an impressive 9-3 regular season in 2007 - which included three wins against top-25 opponents, the Bearcats had the opportunity to face former Conference USA foe Southern Mississippi in the Papajohns.com Bowl, in Birmingham, Ala. Victory number 10, a 31-21 win at Legion Field, marked just the second 10-win season in Bearcats history (UC's 1951 squad finished 10-1).

In addition, the Bearcats were ranked No. 17 in the final AP poll, the first time in school history.

With the move to the BIG EAST Conference, a Bowl

Championship Series league, doors have opened for UC to play in some of the game's most prestigious bowls and the Bearcats have taken advantage of those opportunities, participating in a pair of BCS games over the past three seasons.

On the heels of 11 wins in 2008 and UC's first BIG EAST Championship, the Bearcats earned a spot in the 75th FedEx Orange Bowl, their first New Year's Day Bowl appearance since 1951 against Virginia Tech from the Atlantic Coast Conference.

The Bearcats followed up their 2008 successes by winning their second-straight BIG EAST Championship in 2009 after a perfect 12-0 regular season. Climbing to No. 3 in the final Bowl Championship Series rankings, UC earned a spot in the 2010 FedEx Orange Bowl against the Florida Gators, coached by UC alum Urban Meyer.

Cincinnati put together a 10-3 season in 2011, capped by a BIG EAST Conference Championship and AutoZone Liberty Bowl Trophy when it beat Vanderbilt, 31-24. It was UC's fourth 10-win season in the past five years.

A BOWL HISTORY NUGGET ...

While the NCAA Official Football Records recognizes the Rose Bowl, started in 1902, as being the first collegiate bowl game, former UC athletic director Bill Schwarberg points to a bowl appearance by Cincinnati that pre-dates the Rose Bowl by five years.

Citing a record in the University's McMicken Review, Schwarberg indicated that following the 1897 season, Cincinnati was in fact the first institution from Ohio to make a trip south to play in a postseason game.

Cincinnati posted a 7-1-1 record that year, which included a 34-0 win over Ohio State. The lone team to beat UC was the powerful Carlisle Indians.

Shortly after Thanksgiving a travel party of 14, which included the substitutes and the coach and manager, departed for New Orleans to play a game there on New Year's Day. Hosted by the Southern Athletic Club, accounts of the game have UC winning with ease by a score of 16-0.

At a victory party that evening, players from Louisiana State challenged the Bearcats to a game the next day in Baton Rouge.

UC accepted the challenge and overwhelmed the LSU team, 28-0.

If this was indeed UC's first bowl game, it was 49 years before the Bearcats again experienced postseason play.



2011 AUTOZONE LIBERTY BOWL

Cincinnati 31, Vanderbilt 24

Dec. 31, 2011 • Memphis, Tenn.

University of Cincinnati Head Coach Butch Jones rang the bell on the AutoZone Liberty Bowl trophy, eager to get the Bearcats' party started.

Isaiah Pead ran for 149 yards and a TD, and Ralph David Abernathy IV's 90-yard kickoff return early in the fourth quarter put Cincinnati ahead to stay as the Bearcats edged Vanderbilt 31-24.

The Bearcats (10-3) capped the season with their third straight victory by snapping a two-game skid in bowl games. They also notched their fourth 10-win season in the past five years, bouncing back from 4-8 in 2010 during Jones' first season.

But the 2011 BIG EAST Conference co-champs had to work to put away Vanderbilt (6-7), a team that tied for fourth in the Southeastern Conference's East Division, despite forcing three turnovers and coming up with two sacks. The Commodores led 21-17 when Abernathy became the first Cincinnati player to return a kickoff for a TD in the program's 13 bowl appearances.

Abernathy is the grandson of the civil rights leader who was in Memphis with Martin Luther King when he was assassinated in 1968 at the Lorraine Motel, a few miles away from the Liberty Bowl Memorial Stadium.

Pead was the game's MVP, and J.K. Schaffer was UC's defensive MVP, finishing with nine tackles, including one for a loss and a sack.

| | | | | | | |
|------------|---|----|---|----|---|----|
| Cincinnati | 0 | 14 | 0 | 17 | — | 31 |
| Vanderbilt | 7 | 0 | 7 | 10 | — | 24 |

First Quarter: VU - Stacy 7 yd run (Fowler kick), 7:34

Second Quarter: CIN - Winn 69 yd run (Miliano kick), 14:17. CIN - McClung 8 yd pass from Collaros (Miliano kick).

Third Quarter: VU - Seymour 5 yd run (Fowler kick), 3:53

Fourth Quarter: CIN - Miliano 44 yd field goal, 14:41. VU - Boyd 68 yd pass from Smith (Fowler kick), 14:03. CIN - Abernathy IV 90 yd kickoff return (Miliano kick), 13:51. CIN - Pead 12 yd run (Miliano kick), 1:52. VU - Fowler 35 yd field goal, 0:24

Rushing: UC: Pead 28-149, Winn 6-78, McClung 1-4, Collaros 8-(-8). VU: Stacy 18-57, Rodgers 9-33, Kent 1-17, Smith 5-17, Seymour 2-5.

Passing: UC: Collaros 12-29-2-80, 1TD. VU: Smith 8-19-1-142, 1TD, Rodgers 4-14-1-26, Stacy 0-1-0-0.

Receiving: UC: Robinson 4-16, Kelce 3-29, Pead 3-15, Chisum 1-12, McClung 1-8. VU: Matthews 4-56, Barden 3-20, Boyd 2-69, Stacy 2-11, Tate 1-12.



BOWL GAMES HISTORY

**2010 ALLSTATE SUGAR BOWL**

No. 5 Florida 51, No. 3 Cincinnati 24
Jan. 1, 2010 • New Orleans, La.

The University of Cincinnati football team, reeling from the resignation of former head coach Brian Kelly, saw its perfect season blemished with a loss to Florida in the 2010 Allstate Sugar Bowl.

Tim Tebow threw for a career-high 482 yards and three touchdowns, ran for 51 yards and another score, and fifth-ranked Florida (13-1) overwhelmed No. 4 Cincinnati (12-1) 51-24 inside the Louisiana Superdome.

Cincinnati, who donned white helmets for the game for the first time since 1966, was playing in its second straight BCS game. Kelly resigned in early December to take the head coaching job at Notre Dame.

Quarterback Tony Pike completed 27 of 45 passes for 170 yards and three scores, all in the second half when the outcome was no longer in doubt.

UC was held to a season low 246 yards of total offense, including a season low 170 passing yards by the Gators defense.

Mardy Gilyard finished the game with seven receptions, giving him 204 career receptions which ties Dominick Goodman and LaDaris Vann as the UC record holders in career catches.

Florida finished with a Sugar Bowl-record 659 yards of total offense

| | | | | | | |
|-------------------|---|----|----|----|---|----|
| Cincinnati | 0 | 3 | 7 | 14 | — | 24 |
| Florida | 9 | 21 | 14 | 7 | — | 51 |

First Quarter: UF - Hernandez 7 yd pass from Tebow (kick failed), 6:13.
UF - Sturgis 40 yd field goal, 1:20

Second Quarter: UF - Thompson 7 yd pass from Tebow (Sturgis kick), 9:07. UF - Moody 6 yd run (Sturgis kick), 7:05. UC - Rogers 47 yd field goal, 3:11. UF - Riley Cooper 80 yd pass from Tebow (Sturgis kick), 3:02

Third Quarter: UF - Moody 2 yd run (Sturgis kick), 11:13. UC - Waugh 2 yd pass from Pike (Rogers kick), 4:46. UF - Tebow 4 yd run (Sturgis kick), 2:06

Fourth Quarter: UC - Binns 3 yd pass from Pike (Rogers kick), 10:07. UF - Rainey 6 yd run (Sturgis kick), 7:06. CIN - Alli 6 yd pass from Pike (Rogers kick), 3:23

Rushing: UC - Pead 7-48, Kelce 1-19, Ramsey 6-18, Goebel 1-8, Williams 1-(-5), Pike 7-(-12). UF: Gillislee 5-78, Tebow 14-51, Rainey 4-27, Moody 8-14, Damps 3-7.

Passing: UC - Pike 27-45-0-170, 3 TD. UF: Tebow 31-35-0-482, 3 TD, Team 0-1-0-0.

Receiving: UC - Gilyard 7-41, Binns 5-29, Guidugli 5-22, Woods 4-46, Ramsey 2-16, Pead 1-7, Alli 1-6, Waugh 1-2. UF: Hernandez 9-111, Cooper 7-181, Thompson 5-63, Rainey 4-71, Moody 4-19, Nelson 2-37.

**2009 FEDEX ORANGE BOWL**

No. 21 Virginia Tech 20, No. 12 Cincinnati 7
Jan. 1, 2010 • Miami Gardens, Fla.

Mardy Gilyard had 255 all-purpose yards and a touchdown catch, but it was not enough as No. 21 Virginia Tech knocked off No. 12 Cincinnati, 20-7, in the 75th FedEx Orange Bowl.

Gilyard had seven receptions for 158 yards and a touchdown, along with 97 kickoff return yards for Cincinnati (11-3), which had its six-game winning streak snapped. Tony Pike threw for 239 yards and a touchdown, but had his night marred by four interceptions and getting stopped on a fourth-and-goal in the fourth quarter.

The Bearcats took the opening kickoff, sent their spread offense onto the field, and made the Hokies look very confused. Pike found Gilyard for a 38-yard pickup on the third play from scrimmage, and they hooked up for a spectacular 15-yard touchdown three plays later.

Facing a third-and-9 from the right hash, Pike waited before lofting a fade to the far left of the end zone. Gilyard took off on a sprint, made a diving catch as he sailed out of bounds and managed to just barely drag his right toe on the turf painted in Virginia Tech's colors for a 7-0 UC lead.

The Hokies defense held UC to 137 yards, stifled the Bearcats running game (eight carries, 11 yards) over the remainder of the half, and battled their way to a 10-7 lead by intermission.

Darren Evans, the game's MVP, had 28 carries for 153 yards and a TD.

Terrill Byrd led the UC defense with 11 tackles, including 10 solo stops, four tackles for a loss, and a sack. Brandon Underwood had six tackles, including a sack and an interception.

| | | | | | | |
|----------------------|---|----|---|---|---|----|
| Cincinnati | 7 | 0 | 0 | 0 | — | 7 |
| Virginia Tech | 0 | 10 | 3 | 7 | — | 20 |

First Quarter: UC - Gilyard 15-yard pass from Pike (Rogers kick), 13:08

Second Quarter: VT - Taylor 17-yard run (Keys kick), 13:00. VT - Keys 43-yard field goal, 0:00.

Third Quarter: VT - Keys 35-yard field goal, 8:32.

Fourth Quarter: VT - Evans, 6-yard run (Keys kick), 11:29

Rushing: UC - Ramsey 4-34, Goebel 9-26, Pead 2-10, Pike 5-4, Barnett 1-minus 3. Virginia Tech - Evans 28-153, Taylor 15-47, Roberts 2-34, Boone 2-19, Oglesby 3-8, Coale 1-7, Team 4-minus 10.

Passing: UC - Pike 16-33-4-239. Virginia Tech - Taylor 13-22-1-140, Team 0-1-0-0.

Receiving: UC - Gilyard 7-158, Goodman 6-51, Goebel 1-18, Barnett 1-6, Ramsey 1-6. Virginia Tech - Coale 3-52, Boone 3-41, Boykin 2-28, Roberts 2-12, Evans 2-5, Jefferson 1-2.

**2007 PAPAJOHNS.com BOWL**

No. 20 Cincinnati 31, Southern Miss 21
Dec. 22, 2007 • Birmingham, Ala.

Ben Mauk shrugged off mistakes and Southern Miss defenders, helping No. 20 Cincinnati make another entry in an impressive season.

The hard-to-tackle Mauk passed for 334 yards and four touchdowns, and DeAngelo Smith intercepted three passes, leading the Bearcats to a 31-21 victory over Southern Miss in the PapaJohns.com Bowl.

The victory gave UC (10-3) its second 10-win season and first since 1951, virtually assuring a spot in the final rankings for the first time.

Mauk, the game's most valuable player, completed 30-of-52 passes and overcame three interceptions to become only the third Bearcats player to have a 3,000-yard passing season.

Mauk, who also rushed for 41 yards and frequently broke loose from defenders to make plays, threw three touchdown passes during an 8-minute span extending into the second half.

Cincinnati stopped punter Britt Barefoot on a fake punt on fourth-and-1 from his own 29 and Mauk hit Earnest Jackson for a 29-yard TD strike on the next play for a 21-7 lead. Mauk struck again with a 10-yarder to Antwuan Giddens and set up a 22-yard field goal by Jake Rogers in the final seconds of the third quarter to put the Bearcats up 31-14.

Young cut into the lead again with a 5-yard touchdown pass to Chris Johnson but Southern Miss could not recover an onside kick or convert a fourth-and-1 play on its next possession.

| | | | | | | |
|----------------------|---|----|----|---|---|----|
| Southern Miss | 7 | 0 | 7 | 7 | — | 21 |
| Cincinnati | 0 | 14 | 17 | 0 | — | 31 |

First Quarter: USM - Nelson 10 yd pass from Young (Estes kick), 5:23.

Second Quarter: UC - Goodman 14 yd pass from Mauk (Rogers kick), 6:12. UC - Goodman 5 yd pass from Mauk (Rogers kick), 0:24.

Third Quarter: UC - Jackson 29 yd pass from Mauk (Rogers kick), 13:17. USM - Young 1 yd run (Estes kick), 6:48. UC - Giddens 10 yd pass from Mauk (Rogers kick), 4:08. UC - Rogers 22 yd field goal, 0:05

Fourth Quarter: USM - Johnson 5 yd pass from Young (Estes kick), 9:37.

Rushing: USM: Fletcher 29-155, Young 17-55, Harrison 2-7, Barefoot 1-0. UC: Mauk 12-41, Moore 4-18, Ramsey 6-9, Glatthaar 1-7, Benton 1-0.

Passing: USM: Young 32-18-3, 122, 2 TD. USM: Mauk 52-30-3, 334, 4 TD.

Receiving: USM: Fletcher 7-50, Nelson 3-18, Magee 2-15, Johnson 2-13, Morgan 2-8, Harrison 1-18, Baptiste 1-0. UC: Goodman 7-95, Barwin 7-86, Giddens 7-64, Jackson 3-46, Howard 2-24, Barnett 2-17, Moore 1-3, Benton 1-(-1).



**2007 INTERNATIONAL BOWL**

Cincinnati 27, Western Michigan 24
Jan. 6, 2007 • Toronto, Canada

The International Bowl provided Cincinnati fans a preview of what Brian Kelly has in store as UC knocked off Western Michigan, 27-24.

Kevin Lovell's 33-yard field goal with 6:11 remaining provided the winning margin for Cincinnati and Western Michigan's 51-yard field goal try with 1:26 left fell short.

Dominick Goodman was named the game's Most Outstanding Player. Butler Benton led UC rushing attack with 62 of the team's combined 126 yards against the Broncos—a defense that was ranked fifth nationally defending the run.

John Bowie put UC on the scoreboard first when he gathered in a tipped pass and returned it 25 yards for a touchdown in the first quarter. On Cincinnati's next drive, Davila connected on a 21-yard TD toss to Goodman. Goodman later hauled in a second touchdown pass in the second quarter.

The reeling Broncos used some trickery on the first play following Lovell's field goal. E.J. Biggers, on a double reverse, lofted the ball to Jamarko Simmons for a 76-yard touchdown.

The Broncos' defense got the ball right back and Cubit tossed a 30-yard scoring pass to close the gap to 24-14. A miscue by the UC offense—Davila's pass was deflected and intercepted with 23 seconds to play in the half—setting up Nate Meyer's 29-yard field goal.

| | | | | | | |
|------------------|----|----|---|---|---|----|
| Western Michigan | 0 | 17 | 0 | 7 | — | 24 |
| Cincinnati | 14 | 10 | 0 | 3 | — | 27 |

First Quarter: UC—Bowie 25-yd interception return (Lovell kick), 11:32. UC—Goodman 21-yd pass from Davila (Lovell kick), 6:27.

Second Quarter: UC—Goodman 21 yd pass from Davila (Lovell kick), 14:30. UC—Lovell 37 yard field goal, 10:23. WMU—Simmons 76-yd pass from Biggers (Meyer kick), 9:45. WMU—Martin 30-yd pass from Cubit (Meyer kick), 5:35. WMU—Meyer 29 yard field goal, 0:08.

Fourth Quarter: WMU—West 7-yd run (Meyer kick), 10:53. UC— Lovell 33-yard field goal, 6:11.

Rushing: WMU: West 21-109, Thompson 6-24, Cubit 2-(-10). UC: Benton 10-62, Moore 10-57, Grutza 3-22, Glatthaar 4-14, Davila 7-(-29).

Passing: WMU: Cubit 23-43-2, 184, 1 TD; Martin 0-1-0, 0, 0 TD; Biggers 1-1-0, 76, 1 TD. UC: Davila 19-35-2, 214, 2 TD; Grutza 1-2-0, 7, 0 TD.

Receiving: WMU: Simmons 13-172, Ledbetter 5-38, Martin 4-43, Maragos 1-5, West 1-2. UC: Goodman 7-109, Celek 4-21, Poland 3-17, Benton 2-26, Moore 2-20, Martin 1-19, Stewart 1-9.

**2004 FORT WORTH BOWL**

Cincinnati 32, Marshall 14
Dec. 23, 2004 • Fort Worth, Texas

Cincinnati's seniors capped their careers with a dominating performance in a 32-14 win over Marshall in the Fort Worth Bowl.

Linebacker Tyjuan Hagler started things by blocking a punt one minute into the game, which was returned by Antwan Giddens for a touchdown. Hagler forced a fumble to set up one of three Kevin Lovell field goals, recorded a sack and had a team-high seven tackles to earn a spot on Football News' all-bowl team.

Trent Cole and Andre Frazier each recorded sacks while leading the defensive pursuit from their end positions. Cole also blocked a punt for a safety. UC's defense held the Thundering Herd to 134 total yards, minus-3 yards rushing.

Gino Guidugli capped his stellar career with his guttiest performance. Playing with a broken hand, Guidugli completed 24-of-36 passes for 231 yards and staked the Bearcats to their lead with a pair of second-quarter TD tosses. Guidugli was to be limited to shotgun snaps, but with the running game sputtering, he moved under center in the second quarter, a move which energized the offense. UC gained 168 yards on the ground, 62 by Richard Hall who capped his senior season with 1,000 yards. Hannibal Thomas caught nine passes for 102 yards to top the 1,000-yard mark in receiving.

| | | | | | | |
|------------|----|----|---|---|---|----|
| Marshall | 14 | 0 | 0 | 0 | — | 14 |
| Cincinnati | 10 | 14 | 0 | 8 | — | 32 |

First Quarter: UC - Giddens 9-yd return of blocked punt (Lovell kick), 14:00. UC - Lovell, 23-yard field goal, 6:23. MAR - Josh Davis 14-yd pass from Hill (O'Connor kick), 5:17. MAR - Smith 32-yd interception return (O'Connor kick), 0:16

Second Quarter: UC - Celek 15-yd pass from Guidugli (Lovell kick), 4:31 UC - Jackson 8-yd pass from Guidugli (Lovell kick), 0:18

Fourth Quarter: UC - Lovell 19-yard field goal, 10:50. UC - Safety, Trent Cole blocked Marshall's punt recovered in the end zone, 9:42. UC - Lovell 35-yard field goal, 4:59.

Rushing: Marshall: Charles 7-9; Hill 5-4; Bradshaw 6 (-5); Gochneaur 2-(-10); Team 1-(-1). UC: R. Hall 23-62; Glatthaar 10-48; Benton 7-33; Guidugli 3-12; Daniels 1-10; Carpenter 1-3.

Passing: Marshall: Hill 30-14-1, 137, 1; Gochneaur 2-0-0, 0. UC: Guidugli 36-24-1, 231, 2; Carey 1-0-1, 0; Murray 1-0-0, 0; Team 1-0-0.

Receiving: Marshall: Davis 5-67, 1; Bates 4-27; Spann 2-2; Deitel 1-30; Fitzgerald 1-10; Bradshaw 1-1. Cincinnati: Thomas 9-102; R. Hall 5-38; E. Jackson 4-24, 1; Celek 2-37, 1; Murray 2-20; Daniels 1-8; Poland 1-2.

**2002 NEW ORLEANS BOWL**

North Texas 24, Cincinnati 19
Dec. 17, 2002 • New Orleans, La.

Kevin Galbreath rushed for 130 yards and a touchdown to earn MVP honors as North Texas defeated Cincinnati, 24-19.

After Cincinnati took an early 7-0 lead on a six-yard pass from Gino Guidugli to Tye Keith, North Texas ran off 24 straight points to build a 24-7 advantage.

Patrick Cobbs put the Mean Green ahead for good, 10-7, when he broke free for a 27-yard TD run with 10:53 left in the half. UNT extended the lead to 17-3 at the intermission when Jeremy Pearl returned a Guidugli interception 20 yards for a TD.

The Bearcats rallied as Jonathan Ruffin connected on field goals of 29 and 33 yards, the second allowing him to break his own school record with 13 straight field goals made. Franklin Callicott pulled UC to within 24-19 when he stripped Cobbs of the ball in the backfield and raced 43 yards for a touchdown with 5:15 left.

Cincinnati would not get the chance to come any closer as North Texas used a time-consuming ground game to key an 11-play drive to run out the clock.

DeMarco McCleskey rushed 23 times for 85 yards to set the UC season rushing record with 1,361 yards. Jon Olinger's four catches for 107 yards raising his season receiving total to 1,114 yards, allowed the senior to break Jim O'Brien's 34-year old record of 1,107 receiving yards.

| | | | | | | |
|-------------|---|----|---|---|---|----|
| Cincinnati | 7 | 0 | 6 | 6 | — | 19 |
| North Texas | 3 | 14 | 7 | 0 | — | 24 |

First Quarter: UC - Keith 6-yd pass from Guidugli (Ruffin kick), 8:36. UNT - FG Bazaldua 30-yds. 0:58.

Second Quarter: UNT - Cobbs 27-yd run (Bazaldua kick), 10:53. UNT - Pearl 20-yd interception return (Bazaldua kick), 2:46.

Third Quarter: UNT - Galbreath 35-yd run (Bazaldua kick). UC - FG Ruffin 29-yds, 9:27; UC - FG Ruffin 33-yds, 5:02.

Fourth Quarter: UC - Callicott 43-yd fumble return (pass failed).

Rushing: UC: McCleskey 23-85; Hall 2-7; B. Vann 1-1; Guidugli 3-(-8). UNT: Galbreath 28-130, 1; Cobs 4-29, 1; Hickmon 3-22; Smith 5-8; Branch 2-4; Howard 1-(-1).

Passing: UC: Guidugli 34-19-5, 224, 1. UNT: Smith 22-9-1, 126, 0.

Receiving: UC: Olinger 4-107; Keith 4-44, 1; Hart 3-21; Hall 30-20; McCleskey 3-16; B. Vann 1-16; L. Vann 1-0. UNT: Howard 5-78; Branch 3-27; Marshall 1-21.



SUMMER ROSTER

**2001 MOTOR CITY BOWL**

Toledo 23, Cincinnati 16

Dec. 29, 2001 • Pontiac, Mich.

Chester Taylor rushed for a bowl-record 190 yards, including a game-winning 24-yard touchdown with 3:23 left to lead Toledo to a 23-16 win over Cincinnati in the Motor City Bowl.

Cincinnati had a chance to tie the game in the closing moments but could not score following a first down at the 11 yard line.

Tavares Bolden was 14-for-28 for 135 yards and ran for 99 yards, which helped the Rockets set a Motor City Bowl-record with 322 yards rushing. Toledo held Cincinnati to just 13 yards on the ground, also a record in the five-year history of the bowl.

Taylor's 24-yard touchdown capped an 80-yard drive, which he sparked with three carries for 52 yards. The third-team all-America selection had a bowl-record 31 carries.

After Todd France gave Toledo a 3-0 lead on a 28-yard field goal with 9:24 left in the first quarter, the Bearcats ran off 13 straight points to take a 13-3 halftime lead. Jonathan Ruffin sandwiched field goals from 29 and 46 yards, the latter coming as time expired in the first half, around a 28-yard Gino Guidugli touchdown pass to Tim Walker.

Toledo pulled even after three quarters as France connected on a 42-yard field goal and Tavares Bolden scored on a 28-yard run with 1:44 left in the third. Both teams put together long drives on the first two possessions of the fourth quarter but settled for field goals.

Guidugli was 29-for-46 for 283 yards and a touchdown. Tye Keith caught a bowl-record nine passes for 63 yards.

| | | | | | | |
|-------------------|---|----|----|----|---|----|
| Cincinnati | 0 | 13 | 0 | 3 | — | 16 |
| Toledo | 3 | 0 | 10 | 10 | — | 23 |

First Quarter: TOL - FG France 28-yds, 9:24.

Second Quarter: CIN - FG Ruffin 29-yds, 9:05. CIN - Walker 28-yd pass from Guidugli (Ruffin kick), 2:43. CIN - FG Ruffin 46-yds, 0:00.

Third Quarter: TOL - FG France 42-yds, 11:33. TOL - Bolden 28-yd run (France kick), 1:44.

Fourth Quarter: TOL - FG France 30-yds, 9:42. CIN - FG Ruffin 25-yds, 6:26. TOL - Taylor 24-yd run (France kick), 3:23.

Rushing: UC: McCleskey 11-18; Jackson 7-9; Guidugli 2-(-14). UT: Taylor 31-190, 1; Bolden 7-99, 1; McCray 12-36; Team 1-(-3).

Passing: UC: Guidugli 46-29-0, 283, 1. UT: Bolden 28-14-1, 135, 0.

Receiving: UC: Keith 9-63; Vann 8-78; Olinger 3-47; Jackson 3-38; McCleskey 2-18; Wize 2-7; Walker 1-28, 1; Holly 1-4. UT: Ford 5-73; McCray 3-14; Johnson 2-23; Greene 2-13; Holmes 1-15; Clarke 1-(-3).

**2000 MOTOR CITY BOWL**

Marshall 25, Cincinnati 14

Dec. 27, 2000 • New Orleans, La.

Byron Leftwich threw for one touchdown and rushed for another to help Marshall rally for 16 second-half points to defeat Cincinnati, 25-14, in the Motor City Bowl.

Cincinnati used a pair of DeMarco McCleskey touchdown runs to build a 14-9 halftime lead.

Marshall jumped on top, 7-0, when Leftwich connected with Darius Watts on a 77-yd catch and run. UC came right back, driving 67 yards in nine plays, culminating with McCleskey leaping over the pile to score from two yards out with 8:28 left to tie the game.

The Thundering Herd regained the lead with 2:35 left in the first quarter when Michael Owens tackled running back Ray Jackson in the endzone for a safety.

Antwan Peek recovered a Leftwich fumble at the Marshall 21 to set up McCleskey's second score, a two-yard run with 1:44 left in the half.

Marshall scored a pair of third quarter touchdowns, a one-yard run by Leftwich on its opening drive, and a Frank Wallace four-yard run with 7:24 left.

The Cincinnati offense, which ran up 181 yards of total offense in the first half, struggled after intermission, failing to score on any of its six possessions.

Leftwich paced the Thundering Herd, completing 17-of-30 passes for 221 yards while UC's Deontey Kenner connected on 19-of-39 passes for 189 yards and a pair of interceptions.

| | | | | | | |
|-------------------|---|---|----|---|---|----|
| Cincinnati | 7 | 7 | 0 | 0 | — | 14 |
| Marshall | 9 | 0 | 13 | 3 | — | 25 |

First Quarter: MAR - Watts 77-yd pass from Leftwich (Jenkins kick), 12:48. CIN- McCleskey 2-yd run (Ruffin kick), 8:28. MAR- Safety, running back tackled in endzone, 2:35.

Second Quarter: CIN - McCleskey 2-yd run (Ruffin kick), 10:44.

Third Quarter: MAR- Leftwich 1-yd run (Leftwich Pass failed), 12:01. MAR- Wallace 4-yd run (Jenkins kick), 7:24.

Fourth Quarter: MAR - FG Jenkins 25-yds, 0:43.

Rushing: UC: McCleskey 20-72, 2; Jackson 14-61; Garden 1-8; Vann 1-6; Team 1-(-24); Kenner 5-(-27). MU: Wallace 20-78, 1; Leftwich 9-21, 1; Carey 1-2.

Passing: UC: Kenner 39-19-2, 189, 0. MU: Leftwich 30-17-1, 221, 1.

Receiving: UC: Collins-Baker 4-55; Vann 3-42; Chatman 3-42; Keith 3-20; Drewery 2-15; Deatherage 2-13; Jackson 2-2. MU: Foye 5-26; Wallace 4-26; Watts 3-90, 1; Poole 3-65; Washington 2-14.

**1997 HUMANITARIAN BOWL**

Cincinnati 35, Utah State 19

Dec. 21, 1997 • Boise, Idaho

Chad Plummer threw for a touchdown and ran for another score and Cornelius Bonner caught two touchdown passes as Cincinnati defeated Utah State, 35-19, in the inaugural Humanitarian Bowl.

Deontey Kenner, who rotated at quarterback with Plummer, completed 10-of-16 passes for 124 yards and one touchdown for Cincinnati, which had not played in the postseason since the 1951 Sun Bowl.

Plummer, voted the game's Most Valuable Player, completed 5-of-10 passes for 61 yards while rushing 15 times for 53 yards.

Bonner, who had 48 yards on four receptions, caught touchdown passes of 14-yards each from Plummer and Kenner as the Bearcats raced to a 21-0 halftime lead.

The Bearcats held a 265-76 advantage in rushing yards while holding the ball for more than 42 minutes.

Utah State's Steve Smith turned a five-yard pass from Matt Sauk into a spectacular 75-yard touchdown as he broke tackles and outran the secondary.

Melvin Blue's three-yard TD run capped an 80-yard drive in just 1:54, but the Aggies missed the extra point and trailed 35-13 with 29 seconds left in the third quarter.

| | | | | | | |
|-------------------|---|----|----|---|---|----|
| Cincinnati | 7 | 14 | 14 | 0 | — | 35 |
| Utah State | 0 | 0 | 13 | 6 | — | 19 |

First Quarter: CIN- Bonner 14-yd pass from Plummer (Judge kick), 4:03

Second Quarter: CIN- Bonner 14-yd pass from Kenner (Judge kick), 14:12. CIN- L. Smith 1-yd run (Judge kick), 8:30.

Third Quarter: CIN - Plummer 15-yd run (Judge kick), 8:39. USU - Smith 75-yd pass from Sauk (Bohn kick), 7:31. CIN- O. Smith 7-yd run (Judge kick), 2:28. USU - Blue 3-yd run (kick failed), 0:29.

Fourth Quarter: USU- Passey 10-yd fumble return (Pass failed), 14:18.

Rushing: UC: O. Smith 15-78, 1; Plummer 15-53, 1; Cooper 17-47; L. Smith 7-32, 1; Royal 9-24; Isom 1-1; Team 1-(-10). USU: Brown 12-56; Smith 2-11; Blue 2-6, 1; Sauk 4-(-10).

Passing: UC: Kenner 16-10-0, 124, 1; Plummer 9-5-0, 62, 1. USU: Sauk 30-12-3, 253, 1.

Receiving: UC: Bonner 4-48, 2; Collins-Baker 4-36; Plummer 4-64; Monroe 2-26; Royal 1-12. USU: Smith 4-136; Jenkins 4-80; Brown 3-29; Damuni 1-8.



**1951 SUN BOWL**

West Texas A&M 14, Cincinnati 13
Jan. 1, 1951 • El Paso, Texas

A missed extra point in the second quarter proved to be the difference as West Texas A&M edged Cincinnati, 14-13, in the 16th annual Sun Bowl.

The Buffaloes took a 7-0 lead three minutes into the second quarter. Bill Cross capped off a 57-yard drive with a three-yard touchdown run.

Cincinnati used the passing game to come back. On a 68-yard scoring drive, quarterback Gene Rossi completed a 36-yard pass to Joe Benzinger and short passes to Dick Jarvis and Dan McKeever. When Dan McKeever was injured on a running play, he was replaced by his brother, Tom, who carried three straight plays, the last a three-yard touchdown.

Jim Kelly's extra-point attempt went wide right and proved to be important as the game progressed.

Cincinnati claimed its first lead, 13-7, when Rossi threw a 17-yard touchdown pass to Bob Stratton and Bill Shalonsky added the extra point.

West Texas A&M used a trick play on a fake punt to score the game-winning touchdown. Faced with a fourth and long, punter Frank Wise moved under center, took the snap and lateraled to the right to quarterback Gene Mayfield. Mayfield completed a pass to Cross at the UC 40 and Cross broke several tackles to finish the 62-yard touchdown pass. Roy Lee Dunn added the extra point to give West Texas A&M a 14-13 lead.

Cincinnati could not take advantage of its best scoring chance in the fourth when Shalonsky's 35-yard field goal attempt went wide right.

West Texas A&M drove 79-yards to the UC one but the Bearcat defense held on a fourth down play. With time running out, the Bearcats moved to the Buffaloes' 27 on a long pass to Kelly, but the game ended when Rossi was sacked on successive plays.

| | | | | | | |
|---------------------------|---|---|---|---|---|----|
| Cincinnati | 0 | 6 | 7 | 0 | — | 13 |
| West Texas A&M | 0 | 7 | 7 | 0 | — | 14 |

Second Quarter: WT- Bill Cross 4-yard run (Roy Lee Dunn Kick). UC- Tom McKeever 3-yard run (kick failed).

Third Quarter: UC- Bob Stratton 17-yard pass from Gene Rossi (Bill Shalonsky kick). WT- Cross 62-yard pass from Gene Mayfield (Dunn kick).

Rushing: UC: Stratton 8-59; T. McKeever 9-40, 1; D. McKeever 4-20; Anthony 4-14; Delaney 3-10; Rossi 9-(-37). WT: Wright 23-135; Cross 15-53; Mayfield 10-40; Wise 2-(-10).

Passing: UC: Rossi 29-14-3, 170, 1; Delaney 1-0-0, 0, 0. WT: Mayfield 14-5-3, 103, 1; Wise 1-1-0, 20, 0.

Receiving: UC: Kelly 5-89; Benzinger 1-34; Jarvis 3-21; Stratton 2-18, 1; Staub 1-9; D. McKeever 1-2, Anthony 1-(-3).

**1949 GLASS BOWL**

Cincinnati 33, Toledo 13
Dec. 3, 1949 • Toledo, Ohio

Cincinnati used a strong defense and solid play on special teams to dominate Toledo, 33-13, in the fifth annual Glass Bowl.

After a scoreless first quarter the Bearcats recorded a safety when Jack Tracy trapped Rocket back Emerson Cole in the end zone. Following a Toledo fumble, UC's Bob Stratton scored the first of his two touchdowns on a 10-yard run. He later added a 29-yard TD early in the third quarter.

Gene Gibson showed his open-field running skills with a pair of touchdowns. He returned a punt 76-yards in the third quarter to give the Bearcats a 27-6 lead. On the next possession, Don Jansen intercepted a Toledo pass and pitched it to Gibson who returned it 80 yards for the score.

UC outgained Toledo, 330-286 on offense, but owned a lopsided advantage on special teams. The Bearcats returned punts, kickoffs and interceptions for 258 yards while the Rockets managed only 97 return yards.

| | | | | | | |
|-------------------|---|----|----|---|---|----|
| Cincinnati | 0 | 15 | 18 | 0 | — | 33 |
| Toledo | 0 | 6 | 0 | 7 | — | 13 |

Second Quarter: CIN - Safety, Jack Tracy tackled Emerson Cole in the end zone. CIN- Bob Stratton 10-yard run (George Schuster kick). CIN- Joe Hawk 21-yard pass from Tom O'Malley (kick failed). TOL- Cole 8-yard run (Don Martin kick failed).

Third Quarter: CIN- Stratton 29-yard run (kick failed). CIN - Gene Gibson 76-yard punt return (kick failed). CIN- Gibson 80-yard return of Don Jansen interception (kick failed).

Fourth Quarter: TOL- George Miley 2-yard run (Martin kick)

Rushing: UC: Bellamah 16-78; Benzinger 10-62; Stratton 6-51, 2; Sweeney 1-12; Brill 1-5; O'Malley 3-(-11). UT: Cole 17-76; Han 7-62; Miley 13-53; Pete 1-6; Hays 3-1; Johnson 5-(-11).

Passing: UC: O'Malley 20-7-1, 133, 1; Gibson 1-0-0, 0, 0. UT: Johnson 11-3-1, 38, 0; Pete 3-2-1, 51, 0; Miley 1-1-0, 10, 0.

Receiving: UC: Kelly 3-53; Staub 2-48; Hawk 1-21, 1; Stratton 1-11. UT: Han 4-79; Laude 1-17; Hays 1-3.

**1947 SUN BOWL**

Cincinnati 18, Virginia Tech 6
Jan. 1, 1947 • El Paso, Texas

The Bearcats played in their first-ever bowl game in school history, earning an 18-6 victory over Virginia Tech in the 12th annual Sun Bowl.

Both teams struggled offensively in the first half, due largely in part to the three inches of snow that fell in El Paso the day before the game.

The Bearcat offense dominated play in the second half. UC out-rushed the Gobblers, 369 to 34 for the game, scoring all three touchdowns on the ground.

After a scoreless first half, Cincinnati took the second half kickoff and drove 75 yards for the game's first score, a 13-yard run by sophomore Harold Johnson. After holding Virginia Tech to just three plays on offense in the next possession, the Bearcats regained possession and drove 52 yards for the second score, taking a 12-0 lead on junior fullback Hugo Sabato's one-yard run.

Virginia Tech cut the lead to 12-6 early in the fourth quarter when Ralph Beard capped off a 55-yard drive with a three-yard touchdown run.

Johnson emerged as the defensive leader for the Bearcats, intercepting a pass in the end zone late in the third quarter to stop a potential game-tying drive.

With time running out, Tech drove into Cincinnati territory, before Johnson made his second interception, returning it deep into Gobbler territory. Three plays later, Don McMillan scored on a quarterback sneak from three yards to provide the final margin.

Cincinnati finished the season with a 9-2 record, including wins over defending Big Nine champions Indiana and Michigan State.

| | | | | | | |
|----------------------|---|---|----|---|---|----|
| Cincinnati | 0 | 0 | 12 | 6 | — | 18 |
| Virginia Tech | 0 | 0 | 0 | 6 | — | 6 |

Third Quarter: CIN- Harold Johnson 13-yard run (kick failed). CIN - Hugo Sabato 1-yard run (kick failed).

Fourth Quarter: VT- Ralph Beard 3-yard run (kick failed). CIN- Don McMillan 3-yard run (kick failed)



BOWL GAME RECORDS

SCORING

Points

| | | |
|----|------------------------------|------|
| 12 | Bob Stratton..... | 1949 |
| 12 | Gene Gibson | 1949 |
| 12 | Cornelius Bonner..... | 1997 |
| 12 | DeMarco McCleskey | 2000 |
| 12 | Kevin Lovell | 2004 |
| 12 | Dominick Goodman (PJB) | 2007 |
| 12 | Dominick Goodman (INT) | 2007 |

Touchdowns

| | | |
|---|------------------------------|------|
| 2 | Bob Stratton..... | 1949 |
| 2 | Gene Gibson | 1949 |
| 2 | Cornelius Bonner..... | 1997 |
| 2 | DeMarco McCleskey | 2000 |
| 2 | Dominick Goodman (PJB) | 2007 |
| 2 | Dominick Goodman (INT) | 2007 |

Points (Career)

| | | |
|----|------------------------|---------|
| 24 | Dominick Goodman | 2005-09 |
|----|------------------------|---------|

TDs (Career)

| | | |
|---|------------------------|---------|
| 4 | Dominick Goodman | 2005-09 |
|---|------------------------|---------|

Kick Points

| | | |
|----|--------------------|------|
| 12 | Kevin Lovell | 2004 |
|----|--------------------|------|

Kick Points (Career)

| | | |
|----|--------------------|---------|
| 21 | Kevin Lovell | 2004-07 |
|----|--------------------|---------|

Extra Points Made

| | | |
|---|----------------|------|
| 5 | Joe Judge..... | 1997 |
|---|----------------|------|

Extra Points Att.

| | | |
|---|-----------------------|------|
| 5 | Joe Judge..... | 1997 |
| 5 | George Schuster | 1949 |

Field Goals Made

| | | |
|---|-----------------------|------|
| 3 | Jonathan Ruffin | 2001 |
| 3 | Kevin Lovell | 2004 |

Field Goals Attempted

| | | |
|---|-----------------------|------|
| 3 | Jonathan Ruffin | 2001 |
| 3 | Kevin Lovell | 2004 |
| 3 | Tony Milliano | 2011 |

Field Goals Made (Career)

| | | |
|---|-----------------------|---------|
| 5 | Jonathan Ruffin | 2000-02 |
| 5 | Kevin Lovell | 2004-07 |

Field Goals Attempted (Career)

| | | |
|---|-----------------------|---------|
| 5 | Jonathan Ruffin | 2000-02 |
| 5 | Kevin Lovell | 2004-07 |

RUSHING

Rushing Attempts


| | | |
|----|------------------|------|
| 28 | Isaiah Pead..... | 2011 |
|----|------------------|------|

Rushing Yards

| | | |
|-----|------------------|------|
| 149 | Isaiah Pead..... | 2011 |
|-----|------------------|------|

Rushing Touchdowns

| | | |
|---|-------------------------|------|
| 2 | Bob Stratton..... | 1949 |
| 2 | DeMarco McCleskey | 2000 |



Longest Rush

| | | |
|----|------------------|------|
| 69 | George Winn..... | 2011 |
|----|------------------|------|

Rushing Attempts (Career)

| | | |
|----|-------------------------|---------|
| 54 | DeMarco McCleskey | 2000-02 |
|----|-------------------------|---------|

Rushing Yards (Career)

| | | |
|-----|------------------|------|
| 207 | Isaiah Pead..... | 2011 |
|-----|------------------|------|

Rushing Touchdowns (Career)

| | | |
|---|-------------------|---------|
| 3 | Bob Stratton..... | 1949-51 |
|---|-------------------|---------|

PASSING

Passing Attempts

| | | |
|----|---------------------|------|
| 52 | Ben Mauk (PJB)..... | 2007 |
|----|---------------------|------|

Passing Completions

| | | |
|----|---------------------|------|
| 30 | Ben Mauk (PJB)..... | 2007 |
|----|---------------------|------|

Passing Yards

| | | |
|-----|---------------------|------|
| 334 | Ben Mauk (PJB)..... | 2007 |
|-----|---------------------|------|

Passing Touchdowns

| | | |
|---|---------------------|------|
| 4 | Ben Mauk (PJB)..... | 2007 |
|---|---------------------|------|

Passing Interceptions

| | | |
|---|--------------------|------|
| 5 | Gino Guidugli..... | 2002 |
|---|--------------------|------|

Longest Pass

| | | |
|----|--------------------------|------|
| 55 | Guidugli to Olinger..... | 2002 |
|----|--------------------------|------|

Passing Attempts (Career)

| | | |
|-----|--------------------|------------|
| 116 | Gino Guidugli..... | 2001-02-04 |
|-----|--------------------|------------|

Passing Completions (Career)

| | | |
|----|--------------------|------------|
| 72 | Gino Guidugli..... | 2001-02-04 |
|----|--------------------|------------|

Passing Yards (Career)

| | | |
|-----|--------------------|------------|
| 738 | Gino Guidugli..... | 2001-02-04 |
|-----|--------------------|------------|

TOTAL OFFENSE

Most Plays

| | | |
|----|----------------|------|
| 64 | Ben Mauk | 2007 |
|----|----------------|------|

Most Yards

| | | |
|-----|----------------|------|
| 375 | Ben Mauk | 2007 |
|-----|----------------|------|

Plays (Career)

| | | |
|-----|--------------------|------------|
| 124 | Gino Guidugli..... | 2001-02-04 |
|-----|--------------------|------------|

Yards (Career)

| | | |
|-----|--------------------|------------|
| 728 | Gino Guidugli..... | 2001-02-04 |
|-----|--------------------|------------|

RECEIVING

Receptions

| | | |
|---|----------------------|------|
| 9 | Tye Keith | 2001 |
| 9 | Hannibal Thomas..... | 2004 |

Receiving Yards

| | | |
|-----|---------------------|------|
| 158 | Mardy Gilyard | 2009 |
|-----|---------------------|------|

Receiving Touchdowns

| | | |
|---|------------------------------|------|
| 2 | Cornelius Bonner..... | 1997 |
| 2 | Dominick Goodman (PJB) | 2007 |
| 2 | Dominick Goodman (INT) | 2007 |

Receptions (Career)

| | | |
|----|------------------------|---------|
| 20 | Dominick Goodman | 2005-09 |
|----|------------------------|---------|

Receiving Yards (Career)

| | | |
|-----|------------------------|---------|
| 255 | Dominick Goodman | 2005-09 |
|-----|------------------------|---------|

ALL-PURPOSE YARDS

Most All-Purpose Yards (Career)

| | | |
|-----|---------------------|---------|
| 572 | Mardy Gilyard | 2007-10 |
|-----|---------------------|---------|

Most All-Purpose Yards

| | | |
|------------------------------------|---------------------|------|
| 255 | Mardy Gilyard | 2009 |
| (158 receiving, 97 kickoff return) | | |

PUNT RETURNS*Most Returns*

4 Tinker Keck1997

Punt Return Yards

147 Gene Gibson1949

Punt Return Best Average (minimum 3 returns)

49.0 Gene Gibson1949

KICKOFF RETURNS*Most Returns*

8 Mardy Gilyard2010

Return Yards

207 Mardy Gilyard2010

Kickoff Returns Best Average

25.9 Mardy Gilyard2010

Longest Kickoff Return

90 Ralph David Abernathy IV (90 Yds)2011

Kickoff Return For A Touchdown

1 Ralph David Abernathy IV (90 Yds)2011

PUNTING*Punts*

7 Adam Wulfeck2001

7 Pat O'Donnell2011

Punting Yards

344 Adam Wulfeck2001

Punting Average

50.5 Kevin Huber2007

Long Punt

61 Pat O'Donnell2011

Most Punts (Career)

12 Adam Wulfeck2000-01

Most Punting Yards (Career)

493 Adam Wulfeck2000-01

Punting Average (Career)

41.1 Adam Wulfeck2000-01

DEFENSE*Total Tackles*

14 Doug Monaghan2001

Solo Tackles

10 Terrill Byrd2009

Assisted Tackles

9 Doug Monaghan2001

9 Jason Hunt2001

Tackles For Loss

4 Terrill Byrd2009

*Tackles For Loss Yardage*

20 Derrick Ransom1997

Quarterback Sacks

2 Alex Daniels2010

2 Terrill Byrd2007 (PJB)

Quarterback Sack Yardage

13 Derrick Ransom1997

Interceptions

3 DeAngelo Smith2007 (PJB)

Interception Return Yards

88 Gene Gibson1949

Longest Interception Return

80 Gene Gibson1949

Interception Touchdowns

1 Gene Gibson1949

1 John Bowie2007 (INT)

Passes Defended

6 Brad Jackson1997

Fumble Recoveries

1 six times

Fumbles Forced

2 Franklin Callicott2002

TEAM RECORDS*Total Offense*

Most Plays90 in 1997

Most Yards463 in 1947

Fewest Plays54 in 2009

Fewest Yards276 in 1951

First Downs, Total24 in 2000 and 2004

First Downs, Rushing13 in 2011

First Downs, Passing16 in 2007 (PJB)

First Downs, Penalty4 in 2000

Rushing

Most Attempts65 in 1997

Most Yards369 in 1947

Most Touchdowns3 in 1947 & 1997

Fewest Attempts20 in 2001

Fewest Yards13 in 2001

Fewest Touchdowns0 in 2001, 2002, 2007, 2009

Passing

Most Attempts52 in 2007 (PJB)

Most Completions30 in 2007 (PJB)

Most Yards334 in 2007 (PJB)

Most Touchdowns4 in 2007 (PJB)

Most Interceptions5 in 2002

Fewest Attempts18 in 1947

Fewest Completions5 in 1947

Fewest Yards80 in 2011

Fewest Interceptions0 in 1997, 2000, and 2010

Miscellaneous

Most Points35 in 1997

Least Points7 in 2009

Touchdowns5 in 1949 and 1997

Most Fumbles4 in 1949

Most Fumbles Lost4 in 1949

Most Penalties11 in 2000

Most Penalty Yards100 in 1947

Most Interceptions3 (four times, last in 2007) (PJB)

Most Int. Return Yards89 in 1949

Time of Possession42:17 in 1997

Third Down Conv.636 (14-of-22) in 1997

Fourth Down Conv.667 (2-of-3) in 2004

Bowl Attendance73,602 in 2009

PJB - Papajohn's.com Bowl; INT - International Bowl.



One great program deserves another.





CINCINNATI FOOTBALL



2012 SCHEDULE

| | | | |
|----------|------------------------|---------|-------------------|
| Sept. 6 | PITTSBURGH | Oct. 26 | at Louisville * |
| Sept. 15 | DELAWARE STATE | Nov. 3 | SYRACUSE * |
| Sept. 29 | VIRGINIA TECH ^ | Nov. 10 | at Temple * |
| Oct. 6 | MIAMI (OH) | Nov. 17 | RUTGERS * |
| Oct. 13 | FORDHAM | Nov. 23 | USF * |
| Oct. 20 | at Toledo | Dec. 1 | at Connecticut * |

Home Games In **BOLD CAPS**; *-BIG EAST Conference Game; ^-Played at FedExField (Landover, Md.)

GoBEARCATS.com