

CINCINNATI BEARS

F // OCTAVIUS ELLIS



F // GARY CLARK
DEFENSIVE PLAYER OF THE YEAR
SECOND TEAM ALL-CONFERENCE



G // TROY CAUPAIN
FIRST TEAM ALL-CONFERENCE



BASKETBALL CHAMPIONSHIP

2016 MEDIA GUIDE



SIXTH-CONSECUTIVE NCAA TOURNAMENT APPEARANCE

2015-16 SCHEDULE/RESULTS

Day/Date	Opponent	TV	Time/Result
Tues./Nov. 3	Grand Valley State (Exh.)	Bearcats TV	W, 93-63
Sat./Nov. 7	Bellarmine (Exh.)	Bearcats TV	W, 81-60
Fri./Nov. 13	Western Carolina	ESPN3	W, 97-72
Sun./Nov. 15	Robert Morris	FSO/ESPN3	W, 106-44
Wed./Nov. 18	at Bowling Green	ESPN3	W, 83-50

BARCLAYS CENTER CLASSIC

Sun./Nov. 22	1-Ark-Pine Bluff	FSO/ESPN3	W, 99-50
Tues./Nov. 24	1-SE Louisiana	FSO/ESPN3	W, 64-49
Fri./Nov. 27	2-vs. Nebraska	ASN/ESPN3	W, 65-61
Sat./Nov. 28	2- vs. George Washington	ASN/ESPN3	W, 61-56

Wed./Dec. 2	Butler (RV/25)	CBSSN	L, 76-78
Sun./Dec. 6	Morgan State	ASN/ESPN3	W, 87-66
Sat./Dec. 12	3-at Xavier (12/13)	FOX	L, 55-65
Tues./Dec. 15	Norfolk State	ESPNU	W, 75-59
Sat./Dec. 19	at VCU	CBSSN	W, 69-63
Tues./Dec. 22	Iowa State (11/9)	ESPN2	L, 79-81
Tues./Dec. 29	Temple •	ESPN2	L, 70-77
Sat./Jan. 2	Tulsa •	ESPNU	W, 76-57
Thurs./Jan. 7	at SMU (15/NR) •	ESPN	L, 57-59
Sun./Jan. 10	at USF •	ESPNU	W, 54-51
Wed./Jan. 13	Houston (NR/RV) •	ESPNU	W, 70-59
Sat./Jan. 16	at Temple •	ESPNU (20T)	L, 65-67
Thurs./Jan. 21	Memphis •	ESPN2	W, 76-72
Sun./Jan. 24	Tulane •	ESPNU	W, 97-75
Thurs./Jan. 28	at UConn (RV/RV) •	ESPNU	W, 58-57
Thurs./Feb. 4	USF •	CBSSN	W, 88-57
Sat./Feb. 6	at Memphis •	ESPN2	L, 59-63
Tues./Feb. 9	at UCF •	ESPNNews	W, 69-51
Sat./Feb. 13	East Carolina •	ESPNU	W, 75-60
Thurs./Feb. 18	at Tulsa •	CBSSN (OT)	L, 68-70
Sat./Feb. 20	UConn •	ESPN2	W, 65-60
Sat./Feb. 27	at East Carolina •	ESPNU	W, 65-56
Thurs./Mar. 3	at Houston •	CBSSN	L, 56-69
Sun./Mar. 6	SMU (24/NR) •	CBS	W, 61-54

AMERICAN CHAMPIONSHIP

Fri./Mar. 11	4-Quarterfinals vs. UConn	ESPN2 (4 OT)	L, 97-104
--------------	---------------------------	--------------	-----------

NCAA CHAMPIONSHIP

Mar. 18	5-Saint Joseph's	truTV	9:57 p.m.
Mar. 20	5-TBA	TBA	TBA
Mar. 24-26	6-Regional Semis & Finals	CBS/Turner	TBA
Apr. 2 & 4	7-Final Four & Champ	CBS/Turner	TBA

Notes: All times listed are Eastern. Home games are in **boldface**.

(•) - Denotes American Athletic Conference game.

Key: CBSSN-CBS Sports Network; FSO/ESPN3 - Game will be televised regionally by FOX Sports Ohio and is also available on ESPN3 outside the FSO viewing area.

ASN - American Sports Network: WKRC (CBS Local 12) orWSTR (MyTV 33) in Cincinnati
1-Brooklyn Hoops Classic (campus sites); 2-Brooklyn Hoops Classic (Barclays Center);
3-Skyline Chili Crosstown Shootout; 4-American Championship (Amway Center);
5-NCAA West Region First/Second Rounds (Spokane Veterans Memorial Arena/Spokane, Wash.); 6-NCAA West Region Semifinals/Finals (Honda Center/Anaheim, Calif.);
6- NCAA Semifinals/Finals (NRG Stadium/Houston, Texas).

CINCINNATI ATHLETIC COMMUNICATIONS

Asst. AD/Primary Basketball Contact: Andre Foushee

Office/Cell Phone: (513) 556-5182/(859) 797-7871

Press Row Phone: (513) 556-3800

Email Address: Andre.Foushee@uc.edu

Website: GoBears.com



2 NATIONAL TITLES • 6 FINAL FOURS • 8 ELITE EIGHTS • 10 SWEET SIXTEENS • 29 NCAA TOURNAMENTS • 38 CONFERENCE CHAMPIONSHIPS

GAME 33 • NCAA CHAMPIONSHIP FIRST ROUND

9 SEED CINCINNATI (22-10, 12-6 AMERICAN)

vs. 8 SEED SAINT JOSEPH'S (27-7, 13-5 ATLANTIC-10)

Friday, March 18 • Approx 9:57 p.m. (ET) • Spokane Veterans Memorial Arena • Spokane, Wash.

GAME AT A GLANCE

Series Info: Fourth Meeting; Cincinnati leads 3-1 overall; The series is tied 1-1 at neutral sites; Cincinnati leads 1-0 in the Queen City and 1-0 in Philadelphia

Last Meeting: Saint Joseph's won 109-92, in the Holiday Festival Tournament on Dec. 27, 1969 at Madison Square Garden in New York City

Streak: Saint Joseph's - 1

Coaches: Mick Cronin is in his 10th season at Cincinnati (207-128); 13th season overall (276-152)

Phil Martelli is in his 21st season at Saint Joseph's (402-272); 21st season overall (402-272)

AP/USA Today Rankings (March 7): Cincinnati (RV/RV); Saint Joseph's (-/-RV)

Radio: 700 WLW; Dan Hoard provides play-by-play with color analyst Terry Nelson

TV: TruTV; Spero Dedes provides play-by-play with color analyst Doug Gottlieb. Ros Gold-Onwude reports.

TruTV in Cincinnati: Time Warner Cable (220/1220 HD), Cincinnati Bell (39/539 HD), DirecTV (246) and Dish (242/9430 HD).

Cincinnati Twitter Pages and Hashtags: @GoBears | @GoBearsMBB | #Bears

CINCINNATI PROBABLE STARTERS & RESERVES

NO.	NAME	POS.	HT.	WT.	CL.-EXP.	HOMETOWN	GP-GS	PPG	RPG	APG	MIN
10	Troy Caupain	G	6-4	205	Jr.-2L	Midlothian, Va.	32-32	13.2	3.7	4.8	33.4
21	Farad Cobb	G	6-1	170	Sr.-1L	West Palm Beach, Fla.	30-30	10.7	1.8	1.6	26.6
1	Jacob Evans III	G/F	6-6	210	Fr.-HS	Baton Rouge, La.	32-7	7.9	3.9	1.7	24.0
11	Gary Clark	F	6-8	235	So.-1L	Clayton, N.C.	32-32	10.7	9.0	2.2	30.7
2	Octavius Ellis	F	6-10	235	Sr.-1L	Memphis, Tenn.	32-31	10.0	7.7	1.1	25.5

OFF THE BENCH

24	Shaq Thomas	F	6-7	210	R-Sr.-3L	Paterson, N.J.	28-25	6.1	3.8	1.4	20.5
25	Kevin Johnson	G	6-3	180	Jr.-2L	Cincinnati, Ohio	32-2	6.2	1.7	1.4	21.2
22	Coreontae DeBerry	C	6-9	265	Sr.-1L	Holland, Mich.	32-2	5.9	3.8	0.9^	14.4
3	Justin Jenifer	G	5-10	175	Fr.-HS	Baltimore, Md.	27-0	2.4	0.7	1.3	8.6
0	Quadri Moore	F	6-8	220	So.-1L	Linden, N.J.	25-0	2.1	1.4	0.3*	7.3
45	Zack Tobler	F	6-5	240	Jr.-2L	Fort Mitchell, Ky.	6-0	1.5	0.5	0.2	2.8
13	Tre Scott	F	6-8	225	Fr.-HS	Darien, Ga.	--	21.6#	14.1#	3.5^#	--

Starters based on last game; # - Statistics from senior season of high school; ^ - Blocks; * - Steals

CINCINNATI STORYLINES

- » Cincinnati is making its 30th overall appearance in the NCAA Championship, sixth consecutive and 20th in the past 25 seasons. The Bearcats have compiled a 44-28 record on the way to winning two National Championships (1961 & 1962), making eight regional finals (1959-63, 1992-93, 1996) and six Final Fours (1959-63, 1992).
- » Gary Clark (Defensive Player of the Year, Second Team All-Conference) and Troy Caupain (First Team All-Conference, American Championship All-Tournament Team) each have earned honors from the league for their play this season.

- » Cincinnati is one of only eight programs to compete in each of the last six NCAA Tournaments, joining Duke, Gonzaga, Kansas, Michigan State, North Carolina, VCU and Wisconsin.
- » The Bearcats are one of only 21 schools with 30 or more NCAA Tournament appearances.
- » Cincinnati joins Michigan State and Wisconsin as the only schools to play in the last six consecutive NCAA Tournaments and five consecutive bowl games.
- » The Bearcats are playing an NCAA Tournament game in Spokane, Wash., for the second time in three seasons. UC lost to Harvard in the first round in 2014.

2015-16 NUMERICAL ROSTER

NO.	NAME	POS.	HT.	WT.	CLASS	EXP.	HOMETOWN / PREVIOUS SCHOOLS
0	Quadri Moore	F	6-8	220	So.	1L	Linden, N.J./Linden HS
1	Jacob Evans III	G/F	6-6	210	Fr.	HS	Baton Rouge, La./St. Michael the Archangel
2	Octavius Ellis	F	6-10	235	Sr.	1L	Memphis, Tenn./Trinity Valley College (Texas)
3	Justin Jenifer	G	5-10	175	Fr.	HS	Baltimore, Md./Milford Mill Academy
10	Troy Caupain	G	6-4	205	Jr.	2L	Midlothian, Va./Cosby HS (Va.)
11	Gary Clark	F	6-8	235	So.	1L	Clayton, N.C./Clayton HS
13	Tre Scott	F	6-8	225	Fr.	HS	Darien, Ga./McIntosh County Academy
21	Farad Cobb	G	6-1	170	Sr.	1L	West Palm Beach, Fla./Northwest Florida State College
22	Coreontae DeBerry	C	6-9	265	Sr.	1L	Holland, Mich./Hutchinson Community College
24	Shaq Thomas	F	6-7	210	R-Sr.	3L	Paterson, N.J./NIA Prep School
25	Kevin Johnson	G	6-3	180	Jr.	2L	Cincinnati, Ohio/Summit Country Day School
32	Kyle Washington*	F	6-9	240	Jr.	Tr.	Champlin, Minn./NC State
45	Zack Tobler	F	6-5	240	Jr.	2L	Fort Mitchell, Ky./Covington Catholic HS

2015-16 ALPHABETICAL ROSTER

NO.	NAME	POS.	HT.	WT.	CLASS	EXP.	HOMETOWN / PREVIOUS SCHOOLS
10	Troy Caupain	G	6-4	205	Jr.	2L	Midlothian, Va./Cosby HS (Va.)
11	Gary Clark	F	6-8	235	So.	1L	Clayton, N.C./Clayton HS
21	Farad Cobb	G	6-1	170	Sr.	1L	West Palm Beach, Fla./Northwest Florida State College
22	Coreontae DeBerry	C	6-9	265	Sr.	1L	Holland, Mich./Hutchinson Community College
2	Octavius Ellis	F	6-10	235	Sr.	1L	Memphis, Tenn./Trinity Valley College (Texas)
1	Jacob Evans III	G/F	6-6	210	Fr.	HS	Baton Rouge, La./St. Michael the Archangel
3	Justin Jenifer	G	5-10	175	Fr.	HS	Baltimore, Md./Milford Mill Academy
25	Kevin Johnson	G	6-3	180	Jr.	2L	Cincinnati, Ohio/Summit Country Day School
0	Quadri Moore	F	6-8	220	So.	1L	Linden, N.J./Linden HS
13	Tre Scott	F	6-8	225	Fr.	HS	Darien, Ga./McIntosh County Academy
24	Shaq Thomas	F	6-7	210	R-Sr.	3L	Paterson, N.J./NIA Prep School
45	Zack Tobler	F	6-5	240	Jr.	2L	Fort Mitchell, Ky./Covington Catholic HS
32	Kyle Washington*	F	6-9	240	Jr.	Tr.	Champlin, Minn./NC State

* - Will sit out the 2015-16 season due to NCAA transfer rules.

Coaching Staff

Head Coach: Mick Cronin (10th season at UC; 13th season overall)
Associate Head Coach: Larry Davis
Assistant Coaches: Darren Savino, Antwon Jackson
Director of Basketball Operations: Drew Seidenberger
Director of Student-Athlete Development: Mark Berger
Asst. Director of Student-Athlete Development: JaQuon Parker

Video Coordinator: T.J. Wolf
Program Assistant: Greg Youncofski
Head Athletic Trainer: Robb Williams
Director of Strength & Conditioning: Mike Rehfeldt
Assistant Director of Equipment: Andy Frigge

PRONUNCIATION GUIDE

Troy Caupain	co-PAIN
Coreontae DeBerry	COREY-on-tay
Quadri Moore	qua-DREE

ROSTER INFORMATION

By State/Country	
Florida	(1) Farad Cobb
Georgia	(1) Tre Scott
Kentucky	(1) Zack Tobler
Louisiana	(1) Jacob Evans
Maryland	(1) Justin Jenifer
Michigan	(1) Coreontae DeBerry
Minnesota	(1) Kyle Washington
New Jersey	(2) Quadri Moore, Shaq Thomas
North Carolina	(1) Gary Clark
Ohio	(1) Kevin Johnson
Tennessee	(1) Octavius Ellis
Virginia	(1) Troy Caupain

By Class

True Freshmen	(3) Jacob Evans III, Justin Jenifer, Tre Scott
Sophomores	(2) Gary Clark, Quadri Moore
Juniors	(4) Troy Caupain, Kevin Johnson, Zack Tobler, Kyle Washington
Seniors	(3) Farad Cobb, Coreontae DeBerry, Octavius Ellis
R-Seniors	(1) Shaq Thomas

By Height

6-10	Octavius Ellis
6-9	Coreontae DeBerry, Kyle Washington
6-8	Gary Clark, Quadri Moore, Tre Scott
6-7	Shaq Thomas
6-6	Jacob Evans III
6-5	Zack Tobler
6-4	Troy Caupain
6-3	Kevin Johnson
6-1	Farad Cobb
5-10	Justin Jenifer

QUICK FACTS

GENERAL INFORMATION

Location	Cincinnati, Ohio 45221
Founded	1819
Enrollment	44,096
Nickname	Bearcats
Colors	Red (PMS: 186) and Black
Arena (Capacity)	Fifth Third Arena (13,176)
Affiliation	NCAA Division I
Conference	American
President	Dr. Santa J. Ono
Alma mater/year	Chicago, '84
Director of Athletics	Mike Bohn
Alma mater/year	Kansas, '83
Faculty Representative	Dr. David M. Szymanski
Department of Athletics Phone	(513) 556-4603
Athletics Ticket Office Phone	(877) CATS-TIX

ATHLETIC COMMUNICATIONS

Asst. AD/Primary Basketball Contact	Andre Foushee
Office/Cell Phone	(513) 556-5182/(859) 797-7871
Press Row Phone	(513) 556-3800
Email Address	Andre.Foushee@uc.edu
Secondary Basketball Contact	Alex Ryan
Office/Cell Phone	TBA/(513) 623-9992
Email Address	Alex.Ryan@uc.edu
Website	GoBears.com
Twitter	@GoBears and @GoBearsMBB

BASKETBALL STAFF

Head Coach	Mick Cronin (Cincinnati '97)
Basketball Office Phone	(513) 556-5847
Associate Head Coach	Larry Davis (Asbury '78)
Assistant Coach	Darren Savino (Jersey City '94)
Assistant Coach	Antwon Jackson (Pikeville College '93)
Director of Operations	Drew Seidenberger (Cincinnati '09)
Dir. of Student-Ath. Devel.	Mark Berger (Cincinnati '01)
Asst. Dir. of Student-Ath. Devel.	JaQuon Parker (Cincinnati '14)
Video Coordinator	T.J. Wolf (Murray State '07)
Program Assistant	Greg Youncofski (Kansas '13)
Assoc. AD/Sports Medicine	Bob Mangine (Pittsburgh '73)
Head Athletic Trainer	Robb Williams (Ohio State '82)
Dir. /Strength & Condition	Mike Rehfeldt (St. Cloud St. '05)
Administrative Assistant	Winona Shaw-Gunn

HISTORY

First year of basketball	1901-02
All-time record (entering the season)	1,705-986 (.634)
NCAA appearances/last	29/2015
All-time record	44-28 (.611)
Final Four appearances/last	6/1992
Elite Eight appearances/last	8/1996
Sweet 16 appearances/last	10/2012
Conference Championships/last	38/2014
Postseason NIT appearances/last	10/2010
All-time record	8-10 (.444)

TEAM INFORMATION

2014-15 Record	23-11
American Athletic Conference Record (Place)	13-5 (T-3rd)
Starters returning/lost	5/0
Letterwinners returning/lost	9/4
Percent of scoring returning	88.0 percent (1,860 of 2,113)
Percent of rebounding returning	88.2 percent (950 of 1,077)



CINCINNATI IN THE NCAA CHAMPIONSHIP

- » During its NCAA Championship history, Cincinnati has compiled a 44-28 all-time record en route to winning two national titles (1961 and 1962), making eight regional finals (1959-63, 1992-93, 1996) and six final fours (1959-63, 1992).
- » The Bearcats are making the program's 30th NCAA Tournament appearance this season. Only 21 teams in the nation have made 30 or more trips to the Big Dance.
- » Cincinnati enters the tournament as one of only eight schools in the nation that have played in six consecutive NCAA Tournaments, joining Duke, Gonzaga, Kansas, Michigan State, North Carolina, VCU and Wisconsin.
- » With selection into the NCAA Tournament on Sunday, Cincinnati, Michigan State and Wisconsin are the only schools to play in six consecutive NCAA tournaments and five consecutive bowl games.
- » Mick Cronin joins Bob Huggins as the only coaches in Cincinnati history to take the Bearcats to as many as six NCAA Tournaments. Huggins took UC to 14 consecutive tournaments from 1992-2005. Cronin is 3-4 in the NCAA tournament with Cincinnati. He was 0-2 in two trips with Murray State (2004 & 2006).
- » Senior Shaq Thomas (2013-2016) looks to become the fourth Bearcat during the Mick Cronin coaching era - along with Jermaine Sanders (2012-2015), Sean Kilpatrick (2011-2014) and Justin Jackson (2011-2014) - to play in four consecutive NCAA tournaments during his career.
- » As a No. 8 seed in the Midwest region of last year's NCAA Tournament, Cincinnati defeated Purdue 66-65 in overtime before falling to previously undefeated and tournament top seed Kentucky 64-51. Both games were played at the KFC Yum! Center in Louisville, Ky., March 19th and 22nd, respectively.
- » As the No. 5 seed in the East region of the 2014 NCAA Tournament, UC was upset by No. 12 seed Harvard 61-57 on March 20 in Spokane, Wash.
- » At the 2013 NCAA Tournament as a No. 10 seed in the Midwest region, Cincinnati lost to No. 7 seed Creighton 67-63 in the second round on March 22 in Philadelphia, Pa.
- » As a sixth-seed in the East region in 2012, the Bearcats advanced to their first NCAA Sweet 16 since 2001, defeating Texas (65-59) and Florida State (62-56) before falling to Ohio State (81-66) in the regional semifinals.
- » The Bearcats returned to the tournament for the first time in six seasons in 2010-11 as a sixth-seed in the West region. UC knocked off Missouri (78-63) in the second round before falling to fellow BIG EAST Conference member and eventual national champion, Connecticut (69-58) two days later.
- » Cincinnati is one of only five programs in the nation to play in three consecutive NCAA title games (1961-63), joining Ohio State (1960-62), UCLA (1967-73), Duke (1990-92) and Kentucky (1996-98). The Bearcats won the crown in 1961 and 1962 and were second in 1963.

UC'S NCAA CHAMPIONSHIP RESULTS

1958	1-1	Midwest Regional—3rd place
1959	3-1	Midwest Regional—Champs
		Final Four—3rd place
1960	3-1	Midwest Regional—Champs
		Final Four—3rd place
1961	4-0	Midwest Regional—Champs
		Final Four—National Champs
1962	4-0	Midwest Regional—Champs
		Final Four—National Champs
1963	3-1	Midwest Regional—Champs
		Final Four—Runner-Up
1966	0-2	Midwest Regional—4th place
1975	2-1	Midwest Regional—3rd place
1976	0-1	Midwest Pre-Regional
1977	0-1	Midwest Pre-Regional
1992	4-1	Midwest Regional (No. 4 seed)
		Regional Champs
		Final Four—Semifinalist
1993	3-1	East Regional (No. 2 seed)
		Regional Runner-up
1994	0-1	West Regional (No. 8 seed)
1995	1-1	West Regional (No. 7 seed)
1996	3-1	Southeast Regional (No. 2 seed)
		Regional Runner-up
1997	1-1	Midwest Regional (No. 3 seed)
1998	1-1	West Regional (No. 2 seed)
1999	1-1	East Regional (No. 3 seed)
2000	1-1	South Regional (No. 2 seed)
2001	2-1	West Regional (No. 5 seed)
2002	1-1	West Regional (No. 1 seed)
2003	0-1	West Regional (No. 8 seed)
2004	1-1	Atlanta Regional (No. 4 seed)
2005	1-1	Austin Regional (No. 7 seed)
2011	1-1	West Regional (No. 6 seed)
2012	2-1	East Regional (No. 6 seed)
2013	0-1	Midwest Regional (No. 10 seed)
2014	0-1	East Regional (No. 5 seed)
2015	1-1	Midwest Regional (No. 8 seed)

UC AT THE NCAA CHAMPIONSHIP

Previous Appearances: 29

Record: 44-28 (.611)

8 Elite Eight Appearances (1959-63, 1992, 1993, 1996)

6 Final Four Appearances (1959-63, 1992)

2 National Championships (1961, 1962)

RECORD BY REGION

Atlanta Regional: 1-1

East Regional: 6-4

South Regional: 1-1

West Regional: 6-7

Austin Regional: 1-1

Midwest Region: 26-13

Southeast Regional: 3-1

RECORD BY SEED

No. 1 seed: 1-1

No. 3 seed: 6-3

No. 5 seed: 2-2

No. 7 seed: 2-2

No. 10 seed: 0-1

No. 2 seed: 8-4

No. 4 seed: 1-1

No. 6 seed: 3-2

No. 8 seed: 1-3

RECORD BY LOCATION

Anaheim, Calif.: 0-1

Boise, Idaho: 1-1

Columbus, Ohio: 1-1

East Rutherford, N.J.: 1-1

Kansas City, Mo.: 2-0

Lawrence, Kan.: 7-1

Louisville, Ky.: 5-3

Manhattan, Kan.: 2-0

Nashville, Tenn.: 3-1

Omaha, Neb.: 0-1

Pittsburgh, Pa.: 1-1

Salt Lake City, Utah: 1-2

San Francisco, Calif.: 1-1

Syracuse, N.Y.: 2-0

Auburn Hills, Mich.: 1-1

Boston, Mass.: 1-2

Dayton, Ohio: 2-0

Indianapolis, Ind.: 1-1

Las Cruces, N.M.: 1-1

Lexington, Ky.: 1-1

Lubbock, Texas: 1-2

Minneapolis, Minn.: 0-1

Ogden, Utah: 0-1

Orlando, Fla.: 2-0

Philadelphia, Pa.: 0-1

San Diego, Calif.: 2-0

Spokane, Wash.: 0-1

Washington, D.C.: 1-1

TEAM SINGLE-GAME RECORDS

Points	101	v. UCLA, 2002
FG	43	v. DePaul, 1960
FGA	80	v. UCLA, 2002
FG Pct.	.614	v. Temple, 1995
3-FG	15	v. Connecticut, 1995
3-FGA	32	v. East Tenn. St., 2004
3-FG Pct	.579	v. Brigham Young, 2001
FT	27	v. Arkansas, 1958
FTA	39	v. Oregon State, 1963
FT Pct.	.900	v. Temple, 1996
Assists	24	v. Louisville, 1959
Rebounds	68	v. Texas Tech, 1961

INDIVIDUAL SINGLE-GAME RECORDS

Points	56	Oscar Robertson v. Arkansas, 1958
FG	21	Oscar Robertson v. Arkansas, 1958
FGA	36	Oscar Robertson v. Arkansas, 1958
3-FG	6	Nick Van Exel v. N. Carolina, 1993
3-FGA	14	Nick Van Exel v. N. Carolina, 1993
FT	14	Oscar Robertson v. Arkansas, 1958
FTA	19	Oscar Robertson v. Louisville, 1959
Assists	9	Oscar Robertson v. California, 1959
		Damon Flint v. Butler, 1997
Rebounds	20	Mike Franklin v. Notre Dame, 1975

CINCINNATI'S ALL-TIME RESULTS AT THE NCAA CHAMPIONSHIP

2015 -- Final Record: 23-11 -- Seed: No. 8
Head Coach: Mick Cronin (led by Larry Davis)
Captain: Jermaine Sanders
Midwest Regional (Louisville, Ky.)

M 19	Purdue	W-ot	66-65
M 21	Kentucky	L	51-64

2014 -- Final Record: 27-7 -- Seed: No. 5
Head Coach: Mick Cronin
Captains: Justin Jackson, Sean Kilpatrick, Titus Rubles
East Regional (Spokane, Wash.)

M 20	Harvard	L	57-61
------	---------	---	-------

2013 -- Final Record: 22-12 -- Seed: No. 10
Head Coach: Mick Cronin
Captains: Cashmere Wright, JaQuon Parker
Midwest Regional (Philadelphia, Pa.)

M 22	Creighton	L	63-67
------	-----------	---	-------

2012 -- Final Record: 26-11 -- Seed: No. 6
Head Coach: Mick Cronin
Captains: Yancy Gates, Dion Dixon
East Regional (Nashville, Tenn.)

M 16	Texas	W	65-59
M 18	Florida State	W	62-56

East Regional Semifinal (Boston, Mass.)

M22	Ohio State	L	66-81
-----	------------	---	-------

2011 -- Final Record: 26-9 -- Seed: No. 6
Head Coach: Mick Cronin
Captains: Rashad Bishop, Larry Davis, Ibrahima Thomas, Eddie Tyree, Darnell Wilks
West Regional (Washington, D.C.)

M 17	Missouri	W	78-63
M 19	Connecticut	L	58-69

2005 -- Final Record: 25-8 -- Seed: No. 7
Head Coach: Bob Huggins
Captains: Jason Maxiell, Nick Williams
Austin Regional (Indianapolis, Ind.)

M 17	Iowa	W	76-64
M 19	Kentucky	L	60-69

2004 -- Final Record: 25-7 -- Seed: No. 4
Head Coach: Bob Huggins
Captains: Jason Maxiell, Field Williams
Atlanta Regional (Columbus, Ohio)

M 19	East Tennessee St.	W	80-77
M 21	Illinois	L	68-92

2003 -- Final Record: 17-12 -- Seed: No. 8
Head Coach: Bob Huggins
Captain: Leonard Stokes
West Regional (Salt Lake City, Utah)

M 20	Gonzaga	L	69-74
------	---------	---	-------

2002 -- Final Record: 31-4 -- Seed: No. 1
Head Coach: Bob Huggins
Captains: Steve Logan, Immanuel McElroy
West Regional (Pittsburgh, Pa.)

M 15	Boston University	W	90-52
M 17	UCLA	L-2ot	101-105

2001 -- Final Record: 25-10 -- Seed: No. 5
Head Coach: Bob Huggins
Captains: Steve Logan, Kenny Satterfield
West Regional (San Diego, Calif.)

M 15	Brigham Young	W	84-59
M 17	Kent State	W	66-43

West Regional Semifinals (Anaheim, Calif.)

M 22	Stanford	L	65-78
------	----------	---	-------

2000 -- Final Record: 29-4 -- Seed: No. 2
Head Coach: Bob Huggins
Captains: Kenyon Martin, Pete Mickeal
South Regional (Nashville, Tenn.)

M 17	UNC Wilmington	W	64-47
M 19	Tulsa	L	61-69

1999 -- Final Record: 27-6 -- Seed: No. 3
Head Coach: Bob Huggins
Captains: Melvin Levett, Kenyon Martin
East Regional (Boston, Mass.)

M 12	George Mason	W	72-48
M 14	Temple	L	54-64

1998 -- Final Record: 27-6 -- Seed: No. 2
Head Coach: Bob Huggins
Captains: D'Juan Baker, Bobby Brannen
West Regional (Boise, Idaho)

M 12	Northern Arizona	W	65-62
M 14	West Virginia	L	74-75

1997 -- Final Record: 26-8 -- Seed: No. 3
Head Coach: Bob Huggins
Captains: Darnell Burton, Damon Flint, Danny Fortson
Midwest Regional (Auburn Hills, Mich.)

M 13	Butler	W	86-69
M 15	Iowa State	L	66-67

1996 -- Final Record: 27-4 -- Seed: No. 2
Head Coach: Bob Huggins
Captain: Keith Gregor
Southeast Regional (Orlando, Fla.)

M 15	UNC Greensboro	W	66-61
M 17	Temple	W	78-65

Southeast Regional Finals (Lexington, Ky.)

M 22	Georgia Tech	W	87-70
M 24	Mississippi State	L	63-73

1995 -- Final Record: 23-11 -- Seed: No. 7
Head Coach: Bob Huggins
Captains: Curtis Bostic, LaZelle Durden, Keith Gregor
West Regional (Salt Lake City, Utah)

M 16	Temple	W	77-71
M 18	Connecticut	L	91-96

1994 -- Final Record: 22-10 -- Seed: No. 8
Head Coach: Bob Huggins
Captains: Curtis Bostic, Keith Gregor
West Regional (Ogden, Utah)

M 17	Wisconsin	L	72-80
------	-----------	---	-------

1993 -- Final Record: 27-5 -- Seed: No. 2
Head Coach: Bob Huggins
Captains: Tarrance Gibson, Terry Nelson
East Regional (Syracuse, N.Y.)

M 19	Coppin State	W	93-66
M 21	New Mexico State	W	92-55

East Regional Finals (East Rutherford, N.J.)

M 26	Virginia	W	71-54
M 28	North Carolina	L-ot	68-75

1992 -- Final Record: 29-5 -- Seed: No. 3
NCAA Final Four
Head Coach: Bob Huggins
Captains: Anthony Buford, Herb Jones, Mike Reicheneker
Midwest Regional (Dayton, Ohio)

M 20	Delaware	W	85-47
M 22	Michigan State	W	77-65

Midwest Regional Finals (Kansas City, Mo.)

M 27	Texas-El Paso	W	69-67
M 29	Memphis State	W	88-57

Final Four (Minneapolis, Minn.)

A 4	Michigan	L	72-76
-----	----------	---	-------

1977 -- Final Record: 25-5
Head Coach: Gale Catlett
Captain: Gary Yoder
Midwest Regional (Omaha, Neb.)

M 12	Marquette	L	51-66
------	-----------	---	-------

1976 -- Final Record: 25-6
Head Coach: Gale Catlett
Captains: Mike Artis, Garry Kamstra, Hal Ward
Midwest Regional (Lawrence, Kan.)

M 13	Notre Dame	L	78-79
------	------------	---	-------

1975 -- Final Record: 23-6
Head Coach: Gale Catlett
Captain: Steve Collier
Midwest Regional (Lubbock, Texas)

M 15	Texas A&M	W	87-79
M 20	Louisville	L	63-78
M 22	Notre Dame	W	95-87

1966 -- Final Record: 21-7
Head Coach: Tay Baker
Captain: Don Rolfes
Midwest Regional (Lubbock, Texas)

M 11	Texas-El Paso	L-ot	76-78
M 12	So. Methodist	L	84-89

1963 -- Final Record: 26-2
NCAA Runner-Up
Head Coach: Ed Jucker
Captain: Tony Yates
Midwest Regional (Lawrence, Kan.)

M 15	Texas	W	73-68
M 16	Colorado	W	67-60

Final Four (Louisville, Ky.)

M 22	Oregon State	W	80-46
M 23	Loyola (IL)	L-ot	58-60

1962 -- Final Record: 29-2
NCAA Champions
Head Coach: Ed Jucker
Captain: Paul Hogue
Midwest Regional (Manhattan, Kan.)

M 16	Creighton	W	66-46
M 17	Colorado	W	73-46

Final Four (Louisville, Ky.)

M 23	UCLA	W	72-70
M 24	Ohio State	W	71-59

1961 -- Final Record: 27-3
NCAA Champions
Head Coach: Ed Jucker
Captains: Bob Weisenhahn, Carl Bouldin
Midwest Regional (Lawrence, Kan.)

M 17	Texas Tech	W	78-55
M 18	Kansas State	W	69-64

Final Four (Kansas City, Mo.)

M 24	Utah	W	82-67
M 25	Ohio State	W-ot	70-65

1960 -- Final Record: 28-2
NCAA Final Four
Head Coach: George Smith
Captains: Oscar Robertson, Ralph Davis
Midwest Regional (Manhattan, Kan.)

M 11	DePaul	W	99-59
M 12	Kansas	W	82-71

Final Four (San Francisco, Calif.)

M 18	California	L	69-77
M 19	New York U.	W	95-71

1959 -- Final Record: 26-4
NCAA Final Four
Head Coach: George Smith
Captains: Oscar Robertson, Mike Mendenhall
Midwest Regional (Lawrence, Kan.)

M 13	Texas Christian	W	77-73
M 14	Kansas State	W	85-75

Final Four (Louisville, Ky.)

M 20	California	L	58-64
M 21	Louisville	W	98-85

1958 -- Final Record: 25-3
Head Coach: George Smith
Captains: Connie Dierking, Wayne Stevens
Midwest Regional (Lawrence, Kan.)

M 14	Kansas State	L-ot	80-83
M 15	Arkansas	W	97-62

PREVIEWING THE GAME

- » Cincinnati returns to the NCAA Championship for the sixth consecutive season with a first-round game in the West region against Saint Joseph's on Friday, March 18, at the Veterans Memorial Arena in Spokane, Wash.
- » Tip off is set for approximately 9:57 p.m. ET on truTV and 700 WLW. TruTV can be found in Cincinnati on Time Warner Cable (220/1220 HD), Cincinnati Bell (39/539 HD), DirecTV (246) and Dish (242/9430 HD).
- » The Bearcats (22-10) are the No. 9 seed while the Hawks (27-7) are the No. 8 seed. Oregon is the No. 1 seed in the West Region and will face the winner of an NCAA First Four game (Wednesday in Dayton) between Holy Cross (14-19) and Southern (22-12).
- » The Bearcats are making their 30th overall appearance in the NCAA Championship, sixth consecutive and 20th in the past 25 seasons. UC has compiled a 44-28 record on the way to winning two National Championships (1961 & 1962), making eight regional finals (1959-63, 1992-93, 1996) and six Final Fours (1959-63, 1992).
- » UC enters the event following a four-overtime, 104-97 loss to UConn in the quarterfinals of the American Championship in Orlando, Fla., on March 11. Troy Caupain scored a career-high 37 points, grabbed 10 rebounds and handed out five assists without a turnover in 56 minutes of play in the loss.
- » The Hawks clinched their second tournament berth in three years by virtue of defeating VCU, 87-74, in the Atlantic 10 Championship Game on Sunday afternoon. This is Saint Joseph's 13th postseason berth, and seventh NCAA Tournament appearance under head coach Phil Martelli. Saint Joseph's will make its 21st NCAA Tournament appearance this week; the Hawks are 18-24 all-time in Tournament play.
- » Isaiah Miles leads the Hawks in most statistical categories, posting 18.4 points, 8.1 rebounds and 38.8-percent shooting from distance in a season that saw him earn the A-10's Most Improved Player award. DeAndre' Bemby, Saint Joseph's leader in assists (4.5) and steals (1.3) was named the A-10 Player of the Year, Most Outstanding Player of the A-10 Championships and second-team all-conference.
- » The Bearcats and Hawks have met four previous times on the hardwood between 1958 and 1969. UC won the first three contests. Saint Joseph's won the last meeting, 109-92, in the Holiday Festival Tournament on Dec. 27, 1969 at Madison Square Garden in New York City.

SCOUTING SAINT JOSEPH'S

- » 27-7 overall, 13-5 Atlantic-10
- » Conference regular season finish: Fourth
- » Conference tournament finish: Won; Defeated George Washington (86-80), Dayton (82-79) and VCU (87-74) to earn the A-10 automatic qualifying spot
- » **Statistical Leaders**
- » Scorer: Isaiah Miles (18.4)
- » Rebounder: Isaiah Miles (8.1)
- » Assists: DeAndre' Bemby (4.5)
- » Steals: DeAndre' Bemby (1.3)
- » Blocks: Isaiah Miles (1.0)
- » Three-point shooting: Isaiah Miles (38.8)
- » **Postseason Awards**
- » DeAndre' Bemby: Atlantic-10 Player of the Year; First Team All-Atlantic-10; Atlantic-10 All Defensive Team; All-Championship Team selection
- » Isaiah Miles: Atlantic-10 Most Improved Player; Second Team All-Atlantic-10; Atlantic-10 Championships Most

- » Outstanding Player & All-Championship Team honoree
- » Lamarr Kimble: Atlantic-10 All-Rookie Team
- » Aaron Brown: All-Championship Team selection
- » **Series Notes**
- » All-time record vs. St. Joseph's: 3-1
- » Last meeting: L, 109-92 (12/27/1969)
- » NCAA Tournament record vs. St. Joseph's: 0-0
- » Cronin record vs. St. Joseph's: 0-0

SCOUTING OREGON

- » 28-6 overall, 14-4 Pac-12 Conference
- » Conference regular season finish: First
- » Conference tournament finish: Won; Defeated Washington (83-77), Arizona (95-89) and Utah (88-57)
- » **Statistical Leaders**
- » Scorer: Dillon Brooks (16.8)
- » Rebounder: Chris Boucher (7.6)
- » Assists: Dillon Brooks (3.1)
- » Steals: Elgin Cooke (1.5)
- » Blocks: Chris Boucher (3.1)
- » Three-point shooting: Tyler Dorsey (43.1)
- » **Postseason Awards**
- » Dillon Brooks: First Team All-Pac-12
- » Chris Boucher: Honorable Mention All-Pac-12; Pac-12 All-Defensive Team
- » Tyler Dorsey: Pac-12 All-Freshman Team
- » Elgin Cook: Pac-12 Tournament MVP
- » Dana Altman: Pac-12 John R. Wooden Coach of the Year
- » **Series Notes**
- » All-time record vs. Oregon: 2-0
- » Last meeting: W, 77-66, Nov. 24, 2012, at Global Sports Invitational in Las Vegas, Nev.
- » NCAA Tournament record vs. Oregon: 0-0
- » Cronin vs. Oregon: 1-0

SCOUTING HOLY CROSS

- » 14-19 overall, 5-13 Patriot League
- » Conference regular season finish: Ninth
- » Conference tournament finish: Won; Defeated 8-seed Loyola (72-67), 1-seed Bucknell (77-72, 2OT), 4-seed Army (60-38) and 2-seed Lehigh (59-56)
- » **Statistical Leaders**
- » Scorer: Malachi Alexander (12.0)
- » Rebounder: Malachi Alexander (5.5)
- » Assists: Malachi Alexander (2.7)
- » Steals: Anthony Thompson (1.1)
- » Blocks: Matt Husek (0.9)
- » Three-point shooting: Malachi Alexander (43.4)
- » **Postseason Awards**
- » Karl Charles: Patriot League All-Rookie Team
- » **Series Notes**
- » All-time record vs. Holy Cross: 1-3
- » Last meeting: W, 77-55, at home on Nov. 25, 2005
- » NCAA Tournament record vs. Holy Cross: 0-0
- » Cronin record vs. Holy Cross: 0-0

SCOUTING SOUTHERN

- » 22-12 overall, 13-7 SWAC
- » Conference regular season finish: Fourth
- » Conference tournament finish: Won; Defeated Alabama State (83-63), Texas Southern (81-73), Jackson State (54-53)
- » **Statistical Leaders**
- » Scorer: Adrian Rodgers (16.6)
- » Rebounder: Jared Sam (6.4)
- » Assists: Christopher Hyder (5.0)

- » Steals: Christopher Hyder (2.4)
- » Blocks: Tony Nunn (1.1)
- » Three-point shooting: Shawn Prudhomme (39.3)
- » **Postseason Awards**
- » Adrian Rodgers: First Team All-SWAC
- » **Series Notes**
- » All-time record vs. Southern: 1-0
- » Last meeting: W, 83-72, Dec. 18, 1989, at home
- » NCAA Tournament record vs. Southern: 0-0
- » Cronin record vs. Southern: 0-0

TOURNAMENT TIP INS

- » The Bearcats, after playing close to home in the 2015 NCAA Tournament (at Louisville, 99.4 miles away), will make the 2,049.8-mile trip to Spokane, Wash., for the second time in three years after playing inside the Veterans Memorial Arena during the 2014 tournament.
- » Cincinnati is 0-1 all-time in NCAA Tournament games played in Spokane, Wash., after dropping a 61-57 decision as the No. 5 seed to No. 12 Harvard in the 2014 event. The game was part of the East region.
- » As a part of the West region, the Bearcats are 6-7 all-time, including a 5-2 mark in the opening game of the tournament. In 2001, UC went 2-0 in the opening games played in San Diego before falling in the Regional semifinals to Stanford, 78-65, in Anaheim, Calif.
- » Heading into their game with St. Joseph's, the Bearcats hold a 1-0 record all-time in NCAA games against current members of the 14-team A-10 after defeating George Mason, 72-48, in 1999. Overall in 2015-16, the Bearcats went 2-0 against the A-10 with a 69-63 win at VCU and a 61-56 decision against George Washington in the championship game of the Barclays Center Classic in Brooklyn, N.Y.
- » Of Note: Including both teams set to play in the First Four game (Holy Cross vs. Southern), three schools in UC's pod have won the NCAA Tournament at one point in their respective histories, including UC's crowns in 1961 and 1962. Oregon, the top seed in the West, won the inaugural championship event in 1939 before Holy Cross was crowned champions at the 1947 tournament.
- » The 2015-16 Cincinnati roster includes eight players who previously have participated in an NCAA Tournament game for the Bearcats:
- » Shaq Thomas: (4 gms: 8.3 pts; 4.0 rebs; 0.0 asts; 0.8 stls; 0.8 blks; 16-31 FGs [51.6%]; 0-0 3FGs [0.0%]; 1-6 FTs [16.7%]; 25.3 minutes; 3 starts)
- » Troy Caupain: (3 gms: 9.0 pts; 2.7 rebs; 2.7 asts; 1.7 stls; 0.0 blks; 9-30 FGs [30.0%]; 0-5 3FGs [0.0%]; 9-11 FTs [81.8%]; 32.7 minutes; 2 starts)
- » Octavius Ellis: (2 gms: 8.0 pts; 6.5 rebs; 0.0 asts; 1.5 stls; 0.3 blks; 7-20 FGs [35.0%]; 0-0 3FGs [0.0%]; 2-6 FTs [33.3%]; 22.5 minutes; 2 starts)
- » Gary Clark: (2 gms: 5.5 pts; 10.5 rebs; 1.0 asts; 1.5 stls; 2.0 blks; 4-14 FGs [28.6%]; 0-0 3FGs [0.0%]; 3-4 FTs [75.0%]; 31.0 minutes; 2 starts)
- » Farad Cobb: (2 gms: 8.0 pts; 4.0 rebs; 0.5 asts; 0.0 stls; 0.0 blks; 6-18 FGs [33.3%]; 2-10 3FGs [20.0%]; 2-2 FTs [100.0%]; 31.0 minutes; 2 starts)
- » Coreontae DeBerry: (2 gms: 10.0 pts; 4.0 rebs; 0.5 asts; 0.0 stls; 2.0 blks; 8-15 FGs [53.3%]; 0-0 3FGs [0.0%]; 4-9 FTs [44.4%]; 21.5 minutes; 1 start)
- » Kevin Johnson: (2 gms: 3.0 pts; 1.0 rebs; 1.0 asts; 0.0 stls; 0.0 blks; 2-8 FGs [25.0%]; 2-3 3FGs [66.7%]; 0.0 FTs [0.0%]; 14.0 minutes; 0 starts)

AMERICAN CHAMPIONSHIP QUARTERFINAL ONE FOR THE AGES

- » **UConn 104, CINCINNATI 97 (4 OVERTIMES [MARCH 11])**
- » **ORLANDO, Fla.-** Connecticut's Jalen Adams made a 70-foot shot just before time expired in tripled overtime before the Huskies outscored Cincinnati 16-9 in the fourth overtime to earn a 104-97 victory Friday at the Amway Center in quarterfinal action of the American Championship.
- » Cincinnati received a brilliant career-high 37-point performance by junior guard Troy Caupain.
- » It appeared that UC would prevail when Kevin Johnson accepted a pass from Octavius Ellis after Ellis had secured a rebound of Caupain's missed 3-pointer and buried a three with 0.8 seconds left. But UConn's Daniel Hamilton made the inbound pass to Adams, who took two steps and then launched a shot that banked in to tie the score at 88-88.
- » It's the third straight year that UConn has eliminated UC from the league tournament.
- » In addition to his 37 points, Caupain pulled down 10 rebounds with five assists, three steals and one blocked shot with no turnovers in 56 minutes.
- » UC dominated early and led by 13 late in the first half. But the Huskies (22-10) controlled the second half and led by seven with 3:36 left only to see the Bearcats come back to tie on two Caupain free throws with 35 seconds remaining. Caupain drove the lane to try to win it at the end of regulation but his shot was no good, leaving the score at 62-62.
- » The first overtime ended at 67-67 after Ellis made two free throws with 1:14 left to tie the score. UConn's Sterling Gibbs missed a 3-pointer with three seconds left that could have won the game for the Huskies. The second overtime ended at 75-75 after Adams scored the tying points on a layup with six seconds left.
- » There were plenty of outstanding individual performances in a game loaded with big plays. Ellis and Gary Clark both produced double-doubles, Ellis with 13 points and 10 rebounds, Clark with 12 and 12. Hamilton scored 32 to lead UConn, with Adams scoring 22.

NOTES FROM THE UCONN GAME

- » The marathon contest was tied for the second longest game in UC history. The Bearcats also played a four-overtime game on Jan. 31, 1981, losing to Memphis, 89-85, at Riverfront Coliseum, and played a seven-overtime game on Dec. 21, 1981, winning at Bradley, 75-73.
- » Troy Caupain was named to the 2016 American Championship All-Tournament team following the event.
- » Caupain's 37-point effort marked the most points scored by a Bearcat in a single game since Steve Logan poured in 41 points against Southern Mississippi on Feb. 15, 2002.
- » Caupain set the school record for most minutes played in a game without a turnover at 56.
- » Caupain's 56 minutes played were the sixth most in school history behind Bobby Austin (73 minutes), Dwight Jones (64), Michael Williams (63) and Junior Johnson (63), who played in Cincinnati's 75-73 seven-overtime win at Bradley. David Kennedy (60 minutes) played in UC's 99-85 four-overtime loss vs. Memphis.
- » It marked the first time Cincinnati has allowed as many as 100 points during the Mick Cronin coaching era (335 games). The Bearcats last allowed 100 or more points when they dropped a 105-101 decision to UCLA in the second round of the NCAA Tournament on March 17, 2002.

CAUPAIN EARNS FIRST TEAM ALL-CONFERENCE ACCOLADES

- » Junior guard Troy Caupain received first team all-conference recognition from The American coaches, the league announced March 8.
- » The junior who turned 20-years old at the end of November, enters the NCAA Tournament ranked among The American's leaders in assist-to-turnover ratio (second at 2.7), assists (third at 4.8), free throw percentage (seventh at .793), minutes played (seventh at 33.4) and scoring (13th at 13.2).
- » Caupain closed out the month of February averaging a team-high 15.1 points and 6.1 assists. He handed out 43 assists to only 13 turnovers while averaging 36.4 minutes.
- » Caupain has scored in double figures in 21 of the last 29 games. He has led the Bearcats in scoring in a team-high 15 games this season.
- » Troy Caupain's 4.8 assists per game is the highest by a Bearcat since Taron Barker (5.0 in 2002-03).
- » Caupain has 155 assists this season, the most by a Bearcat since Cashmere Wright dished out a Mick Cronin-era record 169 during the 2011-12 campaign. He has committed more turnovers than handed out assists in only three games this season.
- » Caupain scored a career-high 37 points to go with 10 rebounds and five assists without a turnover in 56 minutes in UC's four-overtime 104-97 setback to UConn in the quarterfinals of the American Championship on March 11. For the effort, he was named to the league's all-tournament team.
- » Other offensive outbursts by Caupain include scoring 27 points on 9-of-14 shooting with four three-pointers, four assists and only one turnover in 38 minutes in a 65-56 win at East Carolina (2/27). He also produced 25 points on 9-of-16 shooting against Memphis (1/21). He went 4 of 4 from the free-throw line inside the final 1:08 of the game.
- » Caupain registered his first career double-double with a game-high 18 points with four threes and a career-best 10 assists against USF (2/4).
- » He has started 65 of 66 games since the beginning of his sophomore season (2014-15).
- » Troy Caupain also was named The American's Player of the Week on March 7 after averaging 16.5 points and 5.0 assists in two games during the week.
- » He scored a game-high 14 points with five rebounds and five assists in Cincinnati's 61-54 Senior Day win over No. 24 SMU on March 6. He tallied a game-high 19 points on 8-of-18 shooting with a trio of three-pointers to go with five assists in the Bearcats' 69-56 road loss at surging Houston on March 3.
- » It marked Caupain's first honor since he was named to the Barclays Center Classic All-Tournament Team and tabbed The American's Player of the Week (Nov. 30) after averaging a team-high 16.0 points with eight threes, four steals and seven assists with only two turnovers in 96 minutes of play in wins over Southeastern Louisiana (Nov. 24), Nebraska (Nov. 27) and George Washington (Nov. 28).

CLARK TABBED LEAGUE'S DEFENSIVE PLAYER OF THE YEAR & SECOND TEAM ALL-CONFERENCE

- » Gary Clark earned defensive player of the year and second team all-conference honors from the league's coaches last week, capping a standout regular season.
- » The sophomore enters the NCAA Tournament ranked among the league leaders in six categories: offensive rebounds (second at 3.5), rebounds (second at 9.0), blocks (fifth at 1.5), steals (eighth at 1.3), field-goal percentage (eighth at .521) and scoring (28th at 10.7).
- » Nationally, Clark ranks 24th in offensive rebounds per game (3.53) through March 11.
- » In February, Clark averaged 13.1 points, 10.0 rebounds and 2.0 blocks while shooting 47.9 percent (35 of 73) from the field with four double-doubles in seven games. He was named to The American's Weekly Honor Roll three times during the month.
- » Clark has led UC in rebounding in 17 games. He has corralled as many as 14 boards four times.
- » He has started all 66 games of his collegiate career.
- » **DOUBLE-DOUBLES:** He has registered eight double-doubles on the season, posting 13 points and 14 rebounds against Morgan State (12/6), 13 points and 11 rebounds at then-No. 15 SMU (1/7), 12 points and 14 rebounds at Temple (1/16), 16 points and 13 rebounds against USF (2/4), 15 points and 14 rebounds at Memphis (2/6), 15 points and 12 rebounds against East Carolina (2/13), 13 points and 11 rebounds against UConn (2/20) and 12 points and 12 rebounds against UConn (3/11).
- » Clark was named to The American's All-Rookie team last year. He was the league's only freshman to rank among the conference leaders in rebounds (third at 7.2), field goal percentage (sixth at .524) and blocks (sixth at 1.3). He finished fourth on the team in scoring at 7.8 points.

CINCINNATI'S AWARD WINNERS THIS SEASON

Name	Award
Troy Caupain	First Team All-Conference Selection
	American Championship All-Tournament Team
	American Player of the Week (March 7)
	American Player of the Week (Nov. 30)
	Barclays Center Classic All-Tourney Team (Nov. 28)
Gary Clark	Conference Defensive Player of the Year
	Second Team All-Conference Selection
	American Weekly Honor Roll (Feb. 22)
	American Weekly Honor Roll (Feb. 8)
	American Weekly Honor Roll (Feb. 1)
Jacob Evans	American Rookie of the Week (Feb. 29)
	American Rookie of the Week (Dec. 28)
Octavius Ellis	American Weekly Honor Roll (Feb. 15)
	American Weekly Honor Roll (Jan. 18)
	American Weekly Honor Roll (Dec. 7)
	Barclays Center Classic MVP (Nov. 28)
	American Weekly Honor Roll (Nov. 16)
Shaq Thomas	American Weekly Honor Roll (Jan. 25)
Farad Cobb	American Weekly Honor Roll (Jan. 4)
	American Weekly Honor Roll (Dec. 21)
	American Weekly Honor Roll (Nov. 23)

ELLIS A STRONG PRESENCE INSIDE

- » Octavius Ellis enters the NCAA Tournament ranked among the league leaders in field goal percentage (sixth at .547), blocks (sixth at 1.5), offensive rebounds (sixth at 2.9) and rebounds (eighth at 7.7).
- » In February, Ellis averaged 10.3 points and 9.4 rebounds while shooting 50.9 percent from the field (29 of 57). He posted three double-doubles, grabbed a team-high 26 of offensive rebounds and registered 10 blocks.
- » **DOUBLE-DOUBLES:** Ellis has seven double-doubles on the season: vs. UConn in the league tournament (13 points/10 rebounds), at East Carolina (10 points/14 rebounds), East Carolina (16 points/11 rebounds), at UCF (10 points/14 rebounds), vs. Houston (13 points/13 rebounds), vs. Butler (16 points/12 rebounds) and vs. Western Carolina (17 points/10 rebounds).
- » **AWARDS:** Ellis has been named to The American's Weekly Honor Roll four times this season: Nov. 16, Dec. 7, Jan. 18 and Feb. 15. Ellis also was named the MVP of the Barclays Center Classic after averaging 10.5 points and 8.0 rebounds in two games in Brooklyn.
- » Ellis did not start against Temple (12/29) - coaching decision - snapping a streak of 47 consecutive starts since returning to the Bearcats prior to last season. He responded with 12 points, seven rebounds off the bench against the Owls.

EVANS STEPPING FORWARD AS A FRESHMAN

- » Freshman Jacob Evans continues to step forward as an important contributor for the Bearcats.
- » The newcomer has started six of Cincinnati's last nine games averaging 10.0 points in 31.4 minutes (third most) with 17 three-pointers (second most).
- » He was named The American Rookie of the Week on Feb. 29 after scoring a career-high 18 points on 7-of-12 shooting with four three-pointers to go with seven rebounds and two assists in 40 minutes of play at East Carolina (2/27).
- » It marked the most points scored in a game by a Bearcat freshman since Sean Kilpatrick produced 18 points or more six times during the 2010-11 season, including a season-high 26-point effort against Wright State (12/1/10).
- » Evans is averaging 7.9 points and 3.9 rebounds in 24.0 minutes this season. He is tied for fourth on the team with 40 three-pointers on the year. He has scored in double figures in 11 games.
- » Evans also earned The American's Rookie of the Week on Dec. 28 after posting 14 points and five rebounds against then-No. 11 Iowa State on Dec. 22.
- » Evans saw his streak of consecutive made free throws end at 25 against USF (2/4) when he made 3 of 4 attempts from the line. His streak started against Arkansas-Pine Bluff (11/22). Prior to the USF contest, Evans hadn't attempted a free throw in the previous eight games.
- » Former Bearcat Steve Logan (32 in 2000-01) owns the school record for consecutive free throws made. Bobby Brannen (31 in 1997-98) and Gary Yoder (30 in 1976-77) rank second and third, respectively.
- » Evans' streak of 25 consecutive made free throws is the longest among active players ahead of Troy Caupain (23 in 2014-15) and Octavius Ellis (22 in 2014-15).

NO LIMITS IN COBB CITY

- » Farad Cobb had started 37 consecutive games dating back to Feb. 21, 2015 at Houston before missing two games due to injury. He returned to the starting lineup against No. 24 SMU (3/6).
- » Cobb enters the NCAA Tournament ranked among The American leaders in three categories: steals (third at 1.4), three-pointers made (tied for fifth at 2.3) and three-point shooting percentage (ninth at .393).
- » Cobb, who is tied for second on the team in scoring at 10.7 points, has scored in double figures 19 times this season. He has tallied 20 or more points four times.
- » Cobb has been named to The American's Weekly Honor Roll three times this season, mostly recently on Jan. 4.
- » The senior guard scored a season-high 21 points with five three-pointers on 8-of-14 shooting from the field with four rebounds and two assists against Tulsa (1/2).
- » Earlier this season, he posted back-to-back 20-point efforts against Bowling Green (Nov. 18) and Arkansas-Pine Bluff (Nov. 22). He became the first player to score 20 or more points in consecutive games since Sean Kilpatrick tallied more than 20 points in three consecutive games during his senior season of 2013-14.

THOMAS' LONG TENURE AT CINCINNATI

- » Shaq Thomas, who has sat out four of the last 10 games due to injury, is winding down his fifth season at Cincinnati looking to finish his career among the program's leaders in games played. He redshirted the 2011-12 campaign.
- » Thomas, who suffered a foot and ankle injury in the second half at UConn (1/28) and a groin injury against the Huskies (2/20) in Cincinnati, enters the NCAA Tournament having seen action in 129 games as a Bearcat and needs to play in one more contest to finish among the top 10 players in games played in program history.
- » Thomas was named to The American's Weekly Honor Roll (Jan. 25) after averaging a team-high 17.5 points while shooting 73.7 percent (14 of 19) from the field to go with 5.0 rebounds for the Bearcats.
- » Thomas paired together the most productive games of his career five weeks ago, posting a career high with 18 points on 8-of-11 shooting from the field while grabbing six rebounds in UC's 76-72 home win over Memphis (1/21). He poured in a team-high 17 points in 19 minutes, making 6 of 8 field goal attempts, including a pair of threes in the Bearcats' 97-75 home win over Tulane (1/24).
- » Thomas was enjoying his best season as a Bearcat prior to his injury. He is averaging 6.1 points and 3.8 rebounds.
- » He has started 80 of his 95 games played since the beginning of the 2013-14 campaign.
- » As a redshirt senior, Thomas has seen the Bearcats compete in four NCAA tournaments (including the 2012 Sweet 16 [redshirt season]) and win a share of the 2013-14 American regular-season championship. UC has won more than 90 games during his playing career.

CAREER GAMES PLAYED

GMS	PLAYER	YEARS
140	Sean Kilpatrick	2011-2014
139	Cashmere Wright	2010-2013
137	Dion Dixon	2009-2012
136	Justin Jackson	2011-2014
135	Steve Logan	1999-2002
132	Larry Davis	2008-2011
	Yancy Gates	2008-2012
131	Keith Gregor	1993-1996
130	Darnell Burton	1994-1997
130	Jermaine Sanders	2012-2015
129	Bobby Brannen	1995-1998
	Leonard Stokes	2000-2003
	Jason Maxiell	2002-2005
	Deonta Vaughn	2007-2010
129	Shaq Thomas	2013-Present

CRONIN CLAIMS 200TH WIN AT CINCINNATI

- » Head coach Mick Cronin earned his 200th win at Cincinnati in a 97-75 home win over Tulane (1/24).
- » Following the game, he was presented the game ball by UC Director of Athletics Mike Bohn and former Bearcats great Kenyon Martin, who was visiting Cincinnati.
- » Now with 207 wins, he ranks second only to Bob Huggins (399) for most victories at Cincinnati.
- » Only one other active American Athletic Conference coach has 200 or more victories at his current institution. Temple's Fran Dunphy concluded the American Championship with a 214-119 record in his 10th season with the Owls.
- » Cronin owns a 207-128 mark in 10 seasons at his alma mater and a 274-152 record in his 13th season overall as a head coach.
- » He also ranks as the winningest coach in the nation among active coaches his age (44) or younger and is listed among the top-10 most successful active coaches under the age of 50.

MOST COACHING VICTORIES AT CINCINNATI

Name	Record (Years)
Bob Huggins	399-127 (1990-2005)
Mick Cronin	207-128 (2007-Present)
George Smith	154-56 (1953-1960)
Gale Catlett	126-44 (1973-1978)
Tay Baker	125-60 (1966-1972)

ANOTHER 20-WIN SEASON

- » Cincinnati achieved its sixth consecutive 20-win season with a 65-60 home win against UConn (2/20).
- » The Bearcats were 26-9 in 2011; 26-11 in 2012; 22-12 in 2013, 27-7 in 2014 and 23-11 a year ago.
- » Cincinnati has won 20 or more games in 35 seasons during its history.
- » The last time the Bearcats won at least 20 games in six consecutive seasons came during the Bob Huggins era when Cincinnati won 20 or more games for 11 consecutive seasons (1992-2002).
- » Eight UC head coaches have recorded at least one 20-win season in school history. Mick Cronin joins Huggins as the only UC coaches to string together at least six consecutive 20-win campaigns. George Smith (1958-60), Ed Jucker (1961-63) and Gale Catlett (1975-77) had as many as three consecutive.

DOUBLING DOWN

- » Double-doubles are becoming a trend with the Bearcats. Cincinnati has registered at least one double-double in seven of the last 10 games and 17 times this season.
- » UC recorded three double-doubles in its four-overtime loss to UConn (3/11): Troy Caupain (37 points/10 rebounds), Octavius Ellis (13 points/10 rebounds) and Gary Clark (12 points/12 rebounds). It marked the first time three players achieved a double-double in the same game since Sean Kilpatrick, Justin Jackson and Jermaine Sanders vs. Chicago State (12/23/13).
- » The 17 double-doubles are the most by a Bearcats squad during the Cronin coaching era (Gary Clark 8, Octavius Ellis 7 and Troy Caupain 2). The previous high was 12 during 2011-12 (Yancy Gates 10, Sean Kilpatrick 1, Cashmere Wright 1).
- » Clark's eight double-doubles are the most in a season since Justin Jackson had eight during the 2013-14 campaign. Yancy Gates had a Cronin-era high 10 double-doubles during the 2011-12 season.
- » Gates leads all players during the Cronin era with 23 career double-doubles followed by Clark (11), Ellis (10), Jackson (8) and John Williamson (8).

WHO CARES WHO GETS THE POINTS?

- » Cincinnati continues its balanced-attack on the offensive end again this season. Eight players are averaging at least 5.9 points with four - Troy Caupain (13.2), Farad Cobb (10.7), Gary Clark (10.7) and Octavius Ellis (10.0) - averaging double figures.
- » The Bearcats have placed at least three players in double figures in 28 of 32 games this season. UC has had at least four players in double figures in 12 games and placed a Cronin-era record eight players in double figures against Robert Morris (11/15).
- » For the second consecutive year, seven different players have led the Bearcats in scoring in at least one game during the season.
- » The American has recognized six different UC players for weekly awards this season.
- » All 11 players put their names in the scoring column in two games this season - vs. Arkansas-Pine Bluff (11/22) and vs. Tulane (1/24).
- » Bearcat reserves have combined to score 28 or more points in 12 games this season and have outscored opponents' bench players in 18 of 32 games to date.
- » Eight Bearcats are averaging at least 14.4 minutes.

DEFENSIVE NUMBERS

- » The Bearcats feature one of the nation's best defenses, allowing only 62.9 points this season - ranked 10th in the country through March 11.
- » The Bearcats also rank nationally in total blocks (fifth at 186), blocks per game (fifth at 5.8), field goal percentage defense (13th at .390), turnover margin (23rd at 2.8), offensive rebounds per game (20th at 13.5), total steals (23rd with 254) and steals per game (25th at 7.9).
- » The Bearcats defense has recorded eight or more blocks for the six time this season. UC has registered as many as 10 blocks three times this season: twice against UConn (1/28 and 3/11) and also against Butler (12/2).
- » Cincinnati is averaging 7.9 steals per game this season, the highest by a Bearcats squad since the 1995-96 squad averaged 8.39 steals.
- » The UC defense has forced 15 or more turnovers 13 times this season. UC has registered 10 or more steals in 11 games this season.
- » The Bearcats have held their opponents under 70 points in 61 of the last 70 games dating back to the 2013-14 season and in 118 of the last 134 contests (88.1 percent) since the start of the 2012-13 campaign.
- » The Bearcats have held their opponents under 50 percent shooting from the field in 158 of 171 games (92.4 percent) dating back to the start of the 2011-12 season.
- » UC has won 62 of its last 68 when scoring 60 or more.
- » UC's 19 steals against Arkansas-Pine Bluff tied for fourth most in school history. UC held The American's leading scorer, Houston's Rob Gray, Jr. (18.6 points per game), to six points in a 70-59 win over the Cougars (1/13).
- » Seven players have at least 20 steals on the season.
- » The Bearcats are one of only six teams to rank among the nation's top-25 leaders in scoring defense each of the previous three seasons.
- » UC has allowed its opponents a season scoring average of fewer than 60 points in four of the past five years.

DEFENSE WITHOUT FOULING

- » Cincinnati ranks eighth in the nation (through March 11) for fewest fouls per game at 15.6. The Bearcats finished last season ranked 12th in the nation with 14.9 whistles called against them per contest.
- » The Bearcats committed a season-low nine fouls at East Carolina (2/27).
- » As of March 12, Cincinnati was one of seven teams in the nation ranked among the top 25 in both scoring defense and fewest fouls per game. The Bearcats are one of two squads (St. Mary's [Calif.]) ranked in the top 10 in both categories.

(NCAA STATISTICS THROUGH MARCH 11)

Team	Scoring Defense (Rank)/Fouls Per Game (Rank)
Virginia	59.7 (2nd)/16.4 (19th)
UNI	62.9 (11th)/15.1 (2nd)
Cincinnati	62.9 (10th)/15.6 (8th)
St. Mary's (Calif.)	61.0 (4th)/15.6 (8th)
New Mexico State	63.2 (15th)/15.8 (11th)
SMU	63.4 (18th)/15.7 (10th)
Stony Brook	63.4 (19th)/15.9 (14th)
Clemson	64.5 (24th)/16.5 (21st)

BEARCATS ON THE RUN

- » Cincinnati has strung together several impressive runs in nearly every game this season:

NOTABLE BEARCAT RUNS

OPPONENT	RUN	HALF
Western Carolina (11/13)	11-1	First
	11-2	Second
Robert Morris (11/15)	31-4	First
	30-4	Second
at Bowling Green (11/18)	26-4	Second
Arkansas-Pine Bluff (11/22)	21-2	First
SE Louisiana (11/24)	10-2	First
vs. Nebraska (11/28)	10-2	Second
vs. George Washington (11/29)	11-3	First
Butler (12/2)	10-2	First
Morgan State (12/6)	22-4	First
at Xavier (12/12)	10-0	Second
Norfolk State (12/15)	15-0	First
	14-0	Second
at VCU (12/19)	9-2	Second
Iowa State (12/22)	11-1	Second
Tulsa (1/2)	18-2	First
at USF (1/10)	19-6	Second
Houston (1/13)	12-0	First
	11-3	Second
Memphis (1/21)	10-0	First
Tulane (1/24)	16-0	First
	23-6	Second
at UConn (1/28)	9-0	Second
USF (2/4)	15-0	Second
	11-2	Second
at Memphis (2/6)	11-2	Second
	16-6	Second
at UCF (2/9)	16-5	Second
	18-3	Second
East Carolina (2/13)	10-1	Second
at Tulsa (2/18)	9-2	First
UConn (2/20)	14-4	First
	15-4	Second
at East Carolina (2/27)	20-5	First
at Houston (3/3)	9-2	First
SMU (3/6)	13-5	Second

NEW-LOOK BLACK UNIFORMS

- » Cincinnati unveiled its new black Under Armour uniforms on Senior Day against SMU. The Bearcats will continue to wear the uniforms when they are the higher seeded team during the postseason.
- » The new look features a triangle design detailed across the bottom of the jersey and on the shorts in a nod to the iconic triangular architecture of the Richard E. Lindner Athletic Center, home of UC Athletics (and located next to Fifth Third Arena). The waistband continues to feature a red and black proprietary stripe around the waistband, lower part of the shorts and back of the jersey collar.

TIP INS

- » Gary Clark and Octavius Ellis are the only duo in The American to rank among the top 10 leaders in rebounds, blocks and field-goal percentage.
- » UC enters the NCAA Tournament averaging 7.6 three-pointers per game, second in The American and the second most in school history behind the 1993-94 squad, who averaged 7.9 threes. The Bearcats' .345 three-point shooting percentage this season ranks as the highest of the Cronin era and best since the 2004-05 Bearcats shot .349 percent from beyond the arc.
- » Cincinnati's 15.5 assists per game average is its highest since the 2003-04 campaign (16.2).
- » In seven of its 10 losses this season - Butler, Iowa State, Temple (twice) at SMU, at Tulsa and vs. UConn in the league tournament - Cincinnati held the lead at some point within the last five minutes of the game or in overtime periods.
- » The Bearcats have been out-rebounded by their opponents only four times this season (Houston 40-38 on 1/13 and Memphis twice: 35-29 on 1/21 and 49-38 on 2/6 and at Tulsa 42-41 on 2/18). Cincinnati is 2-2 in those games.
- » Cincinnati legend and NBA great Oscar Robertson was honored at the SMU game on March 6. Robertson earned the NBA's Lifetime Achievement Award at a Feb. 14 banquet during the league's 2016 All-Star Weekend in Toronto.
- » Robertson played varsity basketball at UC from 1958 through 1960 and still ranks as the school's all-time leader in points (2,973), rebounds (1,338), field goals made (1,052) and free throws made (869). He was a three-year consensus All-American and three-time pick for National Player of the Year honors. Robertson helped UC to a 97-7 record and two NCAA Final Four appearances (1959 and 1960) during his college career.
- » The Bearcats have handed out 20 or more assists seven times this season: 32 vs. Robert Morris [11/15], 25 vs. Morgan State [12/6], 20 vs. Norfolk State [12/15], 20 vs. Tulsa [1/2], 21 vs. Tulane [1/24], 21 vs. USF (2/4) and 21 vs. East Carolina [2/13]. Last season, UC posted 20 or more assists only once (vs. UCF, 2/25/15).
- » Cincinnati's 31-point win (88-57) over USF (2/4) tied for the Bearcats' largest margin of victory in an American Athletic Conference game. The Bearcats defeated Temple 84-53 at Fifth Third Arena on Jan. 17, 2015.
- » The Bearcats tied a season low with only seven turnovers against USF (2/4). UC also had seven turnovers against Houston (1/13).
- » UC was ranked for six consecutive weeks from Nov. 23 through Dec. 28, climbing as high as No. 17 in both polls on Nov. 30. It marked the highest ranking in the AP poll since the of the 2013-14 campaign (ranked No. 13).
- » Cincinnati has been ranked in the AP poll at some point in five of the last six seasons, climbing as high as No. 7 during the 2013-14 campaign. The Bearcats were ranked for 13 weeks in both the AP and USA polls during the 2012-13 season - a Mick Cronin coaching-era high.
- » The Bearcats attempted a school-record 59 free throws against Arkansas-Pine Bluff (11/22) and made 41 free throws - one shy of matching the school mark. Both marks were conference records.



FIFTH THIRD ARENA RENOVATION APPROVED

CINCINNATI - The University of Cincinnati Board of Trustees approved on Dec. 15 an \$87-million, privately funded renovation of Fifth Third Arena, home of the Bearcats men's and women's basketball and volleyball teams.

"It's a transformational day for UC Athletics and the University," Director of Athletics Mike Bohn said. "We are inspired by the passionate engagement from the Board of Trustees, campus leadership and key constituents who are making a bold commitment to our athletic program and the campus community."

"The cost of the project has grown due to complexities associated with renovating a 26-year-old building in line with our plan to construct a state-of-the-art arena that will be among the finest on-campus facilities in the nation."

Construction is scheduled to begin in April 2017 and be completed in fall 2018.

"Our entire University has grown and transformed into one of the best in the country over the past 15 years, both academically and aesthetically," Men's Basketball Head Coach Mick Cronin said. "This arena will be awesome. The planning has been meticulous and the first-class, new design is as good as I've seen across all of college basketball. This building is about our future and is a testament to the commitment our University and donors have toward our programs. Today is a great day if you love Bearcats Basketball."

The board previously approved \$2.2-million for the completion of the design development phase by Populous/Moody Nolan that resulted in the current detailed timeline.

Proposed improvements to the facility, built in 1989 and originally named the Myrl H. Shoemaker Center, include: the creation of a 360-degree seating bowl, new HD scoreboard, ribbon boards, sound system, an LED lighting system which will allow for enhanced gameday presentation, new restroom and concession facilities, a new upper-level concourse with its own fan amenities, expanded food and beverage options and a new main entrance and plaza with centralized ticketing and guest services. The renovated arena also will feature upgraded locker room spaces, expanded premium seating options, including a courtside club, arena club and concourse club as well as enclosed suites, loge seating, a new Bearcats Lounge and super suites.

"We have strong commitments through the silent giving phase, including long-term suite agreements," Bohn said. "We anticipate a continued high degree of interest from all levels of our loyal fan base."

Those interested in making a gift to the construction of the arena should contact the UCATS office at 513-556-0735.

Men's and women's basketball and volleyball home events will be conducted off campus during the 2017-18 season while construction is underway.

FIFTH THIRD ADVANTAGE

- » Cincinnati is 47-7 at Fifth Third Arena since the start of the 2013-14 season. The Bearcats were 14-3 at home this season, 15-3 in 2014-15 and 18-1 in 2013-14.
- » The Bearcats are 24-3 at Fifth Third Arena in American Athletic Conference games.
- » UC is 368-79 (.823) all time in Fifth Third Arena, home of the Bearcats since the 1989-90 campaign. UC is 132-45 (.746) at the facility during the Mick Cronin coaching era.

CUMBERLAND AND BROOKS

SIGN WITH CINCINNATI

- » Guard Jarron Cumberland and center Nysier Brooks (nah-SEER) signed national letters of intent to attend the University of Cincinnati and play basketball for the Bearcats beginning with the 2016-17 season.
- » Cumberland, a 6-foot-5, 215-pound guard from Wilmington, Ohio, averaged 24.5 points, 7.5 rebounds and 3.3 assists as a junior at Wilmington High School last season. He helped lead the Hurricane to a 24-2 record while earning First Team Associated Press Division I All-Ohio accolades a year ago.
- » Cumberland has been evaluated as a four-star prospect and ranks among the top 100 players in the nation according to Rivals, ESPN, Scout and 247 Sports. He averaged 17.8 points, 5.4 rebounds, 2.0 assists and 1.8 steals during AAU action with King James (Ohio) this summer, later earning Third Team All-Peach Jam honors during Nike EYBL action.
- » "Jarron is a great young man from a wonderful family and is one of the best guards in the country," Cronin said. "He has size and skill, but what I love most about him is his toughness. He is a real competitor. We are very excited to sign the best player in Ohio, in my opinion. Jarron already bleeds Red and Black and our fans will love him."
- » Brooks, a 6-foot-10, 235-pound center from Philadelphia, Pennsylvania, posted double-double numbers at Life Center Academy (Burlington, New Jersey) last season, averaging 14 points and 12 rebounds to go along with four blocks. A three-star prospect according to all recruiting sites, Brooks is attending Advanced Prep International (API) in Dallas, Texas, during the 2015-16 academic year.
- » "Nysier is a special young man," Cronin said. "He has a maturity level that I've rarely seen in a high school player. He plays to win first and is all about what's best for the team. He has great size and toughness and is a very important recruit for us considering that Coreontae (DeBerry) and Octavius (Ellis) graduate this year. Nysier is the perfect fit for our program and we are very excited he will be a Bearcat."

BEARCAT POINTS OF PRIDE

- » Cincinnati is one of eight teams to make the NCAA tournament each of the past five seasons along with Duke, Gonzaga, Kansas, Michigan State, North Carolina, VCU and Wisconsin.
- » The Bearcats are one of only six teams to rank among the nation's top-25 leaders in scoring defense each of the previous three seasons.
- » The Bearcats are making the program's 30th NCAA tournament appearance this season. Only 20 other teams in the nation own at least 30 trips to the Big Dance.
- » Cincinnati entered the season ranked 20th in the nation for most victories in program history with 1,705.
- » UC has won at least 22 games in each of the last six seasons, including a high mark of 27 victories during the 2013-14 season.
- » Cincinnati returns at least 88 percent of its scoring, field goals, rebounds, steals and blocks from last season.
- » Mick Cronin ranks as the winningest coach in the nation among active coaches his age (44) or younger and is listed among the top-10 most successful coaches under the age of 50.

CINCINNATI TRADITION - BY THE NUMBERS

- » 2 National Titles (1961, 1962)
- » 6 Final Fours (1959-63, 1992)
- » 8 Elite Eights (Last: 1996)
- » 10 Sweet Sixteens (Last: 2012)
- » 30 NCAA Tournament Appearances
- » 20 NCAA Tournament Appearances since 1992
- » 10 NIT Appearances
- » 28 Conference Regular-Season Titles (Last: 2014)
- » 10 Conference Tournament Titles (Last: 2004 [C-USA])
- » 1,727 all-time wins (20th most in nation)
- » 30 All-Americans (Last: Sean Kilpatrick [2014])
- » 75 All-Conference Selections
- » (Last: Octavius Ellis [2015])
- » 56 NBA Draft Picks (Last: Lance Stephenson [2010])
- » 49 members of 1,000-point club (T-9th most in nation)
- » 394 weeks ranked in AP Top 25 (12th most in nation)
- » 203 weeks ranked in AP Top 10
- » 45 weeks ranked No. 1
- » 2 Members of National Basketball Hall of Fame
- » Jack Twyman & Oscar Robertson
- » 2 Olympic Gold Medalists
- » Robertson (1960) & George Wilson (1964)

SINCE THE START OF 2010-11

- » Following are some of the Bearcats' accomplishments since the start of 2010-11:
- » Compiled a 146-58 overall mark.
- » Registered six 20-win seasons and three years with at least 26 victories.
- » Participated in the NCAA Tournament each season and advanced to the NCAA Sweet 16 in 2012.
- » Won a share of the 2013-14 American Athletic Conference regular-season championship (with Louisville).
- » Appeared in the 2012 BIG EAST Championship title game.

-GoBearcats.com-



THE CRONIN FILE

- » **Hometown:** Cincinnati, Ohio
- » **Alma Mater:** Cincinnati '97
- » **Family:** daughter, Samantha

COACHING EXPERIENCE

- » **1998-2001:**
Assistant Coach, Cincinnati
- » **2002-2003:**
Associate Head Coach, Louisville
- » **2004-2006:**
Head Coach, Murray State
- » **2007-Present:**
Head Coach, Cincinnati

AWARDS

- » 2014 American Athletic Conference Coach of the Year
- » 2014 NABC District 25 Coach of the Year
- » 2014 Finalist for USBWA Henry Iba Award
- » 2006 Ohio Valley Conference Coach of the Year

NOTES & ACCOMPLISHMENTS

- » Cronin ranks as the nation's winningest college basketball coach age 44 or younger entering the 2015-16 campaign.
- » Cincinnati has compiled 146 wins since the start of 2010-11 season with five 20-win seasons, including three years with at least 26 victories.
- » The Bearcats are one of only eight programs in the nation to appear in six consecutive NCAA Tournaments.
- » Cincinnati has ranked among the nation's top 25 defenses each of the previous three seasons in scoring defense, field-goal percentage defense and blocks per game.
- » The Bearcats claimed the 2014 American Athletic Conference regular-season crown.
- » Murray State won the 2004 Ohio Valley Tournament crown and the 2006 OVC regular-season and tournament title.
- » Cronin has directed eight teams to the NCAA Tournament as a head coach and advanced 13 teams to the Big Dance as a head coach or assistant.

CINCINNATI HEAD COACH MICK CRONIN

Adversity tends to bring out one's true colors – even with a college basketball program. And when Mick Cronin was forced to sit out most of the 2014-15 campaign for precautionary reasons due to a vascular condition known as arterial dissection, fans quickly learned the wherewithal of Cincinnati basketball.

A young team without any returning starters from the previous season overcame the loss of its head coach, won 23 games and managed to reach the NCAA tournament for a fifth consecutive year. But more importantly, the group's determination, toughness and togetherness illustrated the winning culture that has grown under Cronin's leadership.

Ever since Cronin was named head coach in March 2006, the Cincinnati native and UC alumnus has displayed a steadfast determination to return the Bearcats to national prominence. Facing a rebuilding job that started with a roster featuring only one returning letterman, Cronin's commitment never wavered. Even while competing within arguably the sport's toughest league ever organized – the old BIG EAST Conference.

Despite the surroundings, Cincinnati began the retooling process, becoming the only program from a major conference to improve its win total every season from 2007 to 2011, building from 11 wins in 2007 to 26 victories and a return to the NCAA tournament in 2011.

Now a fixture at the Big Dance, Cincinnati can include itself on an elite list of eight programs appearing in six consecutive NCAA Tournaments, along with Duke, Gonzaga, Kansas, Michigan State, North Carolina, VCU and Wisconsin.

SIX CONSECUTIVE TRIPS TO THE NCAA TOURNAMENT

2015-16: Cincinnati enters the 2016 NCAA Tournament with a 22-10 record after tying for third in the American Athletic Conference with a 12-6 mark. The Bearcats have won nine of their last 13 games including a pair of wins over UConn and a home victory against then-No. 24 SMU on Senior Day. Junior Troy Caupain recently earned first team all-conference accolades while Gary Clark was tabbed the league's defensive player of the year and was a second team all-conference honoree.

2014-15: A young, inexperienced group of newcomers and role players overcame the loss of its head coach due to health reasons and banded together to register a 23-11 mark and advance to the program's first third-round NCAA tournament appearance since 2012. UC finished third in the conference but swept league-winner SMU and registered a victory at second-place Tulsa (in the only meeting between the schools) to secure the school's fifth consecutive NCAA tournament invite. The Bearcats outlasted Purdue 66-65 in overtime in the second round of the NCAA tournament before falling to previously unbeaten Kentucky, 64-51.

2013-14: Cincinnati won a share of the inaugural American Athletic Conference regular-season crown, the program's first conference title since 2003-04, behind the efforts of AP All-American Sean Kilpatrick and league defensive player of the year Justin Jackson. Kilpatrick led The American with 20.6 points per game and Cronin was named The American's Coach of the Year in leading UC to a 27-7 record – its most wins since 2001-02. The Bearcats strung together 15 consecutive wins, including their first 11 league games. UC was listed among the top 15 teams in the AP poll during each of the last eight weeks of the regular season, climbing as high as seventh.

2012-13: Senior Cashmere Wright fought through nagging injuries and, along with fellow senior JaQuon Parker and junior Sean Kilpatrick, helped lead the Bearcats to a 22-12 overall record and third consecutive NCAA tournament appearance. Wright finished his career as UC's all-time steals leader (198) and Cronin claimed his 200th career coaching win. The Bearcats ranked sixth nationally with 6.1 blocks per game.

2011-12: Cincinnati advanced to the NCAA Sweet 16, registered 26 wins for the second consecutive season and defeated a school record eight nationally ranked teams, including No. 2 Syracuse in the semifinals of the BIG EAST Championship. The Bearcats posted a school-record 12 wins in the BIG EAST en route to tying for fourth place in the league standings and finishing as runners up in the league tournament. Yancy Gates capped off his career as one of only six players in program history to compile more than 1,400 points and 900 rebounds. The Bearcats outlasted Texas and Florida State before falling to Ohio State in the NCAA tournament.

2010-11: Cincinnati won its first 15 games of the season and closed strong with five victories in its last six regular-season contests to secure its first NCAA tournament appearance since 2005. Yancy Gates led the Bearcats with 11.9 points and 6.9 rebounds and Sean Kilpatrick was named to the BIG EAST All-Rookie team. UC defeated Missouri 78-63 before falling to eventual national champion UConn 69-58 in the third round of the NCAA tournament. The Bearcats finished 26-9 overall.

Cronin has guided Cincinnati to 146 wins since the start of the 2010-11 season, highlighting one of the most successful periods in program history with six 20-win seasons, including three years with at least 26 victories.

Tenacious defense and continuous all-out effort reflect the Bearcats' standard. Cincinnati is one of only six programs in the nation to rank among the top 25 in scoring defense in each of the previous three seasons (entering 2015-16), joining Florida, Louisville, N.C. Central, Wofford and Wyoming. The Bearcats allowed only 55.8 points a game in 2014-15, the third fewest in school history (since 1960).

You can also find Cincinnati's name listed among the top 25 teams in field-goal percentage defense and blocks per game in each of the previous three seasons. The 2012-13 Bearcats squad set Cronin-era high marks, ranking 14th in shooting defense (.387) and sixth in blocks (6.1).

In 10 seasons at Cincinnati, Cronin has compiled a 207-128 mark and owns a 276-152 record in his 13th year overall as a college head coach.

PRIOR TO CINCINNATI

Success seems to follow Cronin, who came to Cincinnati after serving three years as head coach at Murray State (2004-06). As mentor of the Racers, Cronin compiled a 69-24 overall record while earning a pair of NCAA tournament berths.

In his debut season as head coach, Cronin directed Murray State to a school-best 28-6 record, the Ohio Valley Conference Tournament championship and an NCAA tournament appearance. His 28 wins were the sixth most in NCAA history for a first-year head coach at the time. He earned OVC Coach of the Year honors two seasons later, guiding Murray State to another OVC regular-season title, league tournament crown and NCAA tournament appearance with a 24-6 mark in 2005-06.

Prior to Murray State, Cronin built a sterling reputation for his ability to evaluate and recruit top talent. In his stint at UC as an assistant coach for Bob Huggins from 1997-2001, Cronin recruited several top players, including NBA Draft selections Steve Logan (Golden State); DerMarr Johnson (Atlanta); Pete Mickeal (Dallas); Kenny Satterfield (Dallas); and Jason Maxiell (Detroit).

Following the 2000-01 season, Cronin became the associate head coach and recruiting coordinator at Louisville, under Rick Pitino. In his first year, Cronin helped attract a top-10 ranked recruiting class.

COMMUNITY INVOLVEMENT

Cronin's passion for success on the court also carries over to the local community where he is committed to making a difference. He currently serves as a board member on the American Cancer Society's Coaches vs. Cancer of Southwest Ohio chapter.

He also assists with a major fundraising event – Soul of the City Soiree – for Our Daily Bread that has generated more than \$100,000 each of the past four years to assist the soup kitchen and community center in Cincinnati.

Cronin also annually speaks with the Young Executive Group of the Catholic Inner-City Schools Education (CISE) Fund. The group raises money from area corporations to help give children from low income urban settings the opportunity to attend Catholic schools.

During the 2013-14 season, Cronin also wrote a column in the Cincinnati Enquirer highlighting the dangers of texting while driving as part of the AT&T sponsored "It Can Wait" campaign. He spotlighted the campaign again during an on-campus awareness event in October 2014.

PATH TO COACHING

Cronin has long held great pride in the Queen City, the University of Cincinnati and the sport of basketball. As a child growing up on the west side of town, he used to follow his father Harold "Hep" Cronin -- a highly successful local high school coach with more than 400 career wins -- around the gyms of Cincinnati. A product of LaSalle High School, Cronin had his playing career end sooner than expected due to a knee injury in high school.

That didn't stop his desire to find his place in basketball. While completing his undergraduate degree at UC, Cronin served as assistant varsity coach and head junior varsity coach at Woodward High School. He helped develop six players who went on to play Division I college basketball, including former Bearcat Damon Flint, who ranks among the top 25 scorers in program history.

Cronin made the jump from high school to college coaching during the 1996-97 season joining Huggins as video coordinator at UC. A year later, Cronin was elevated to an assistant coach for the Bearcats, setting the stage for his long tenure in college basketball.

Cronin resides in Cincinnati with his nine-year old daughter, Samantha.



CRONIN'S YEARLY COACHING RECORD

SEASON	SCHOOL (CONF.)	POSITION	RECORD/CONF.	POSTSEASON (RECORD)
1996-97	Cincinnati (C-USA)	Video Coordinator		
1997-98	Cincinnati (C-USA)	Asst. Coach	27-6/14-2	NCAA West Regional (1-1)
1998-99	Cincinnati (C-USA)	Asst. Coach	27-6/12-4	NCAA East Regional (1-1)
1999-00	Cincinnati (C-USA)	Asst. Coach	29-4/16-0	NCAA South Regional (1-1)
2000-01	Cincinnati (C-USA)	Asst. Coach	25-10/11-5	NCAA West Regional Semis (2-1)
2001-02	Louisville (C-USA)	Assoc. Head Coach	19-13/8-8	NIT (1-1)
2002-03	Louisville (C-USA)	Assoc. Head Coach	25-7/11-5	NCAA East Reg. (1-1)
2003-04	Murray State (OVC)	Head Coach	28-6/14-2	NCAA Atlanta Reg. (0-1)
2004-05	Murray State (OVC)	Head Coach	17-11/11-5	---
2005-06	Murray State (OVC)	Head Coach	24-7/17-3	NCAA Washington Reg. (0-1)
MURRAY STATE TOTALS		3 years	69-24/42-10	.742/.808
2006-07	Cincinnati (BIG EAST)	Head Coach	11-19/2-14	---
2007-08	Cincinnati (BIG EAST)	Head Coach	13-19/8-10	Col. Basketball Invit. (0-1)
2008-09	Cincinnati (BIG EAST)	Head Coach	18-14/8-10	---
2009-10	Cincinnati (BIG EAST)	Head Coach	19-16/7-11	NIT (1-1)
2010-11	Cincinnati (BIG EAST)	Head Coach	26-9/11-7	NCAA Third Round (1-1)
2011-12	Cincinnati (BIG EAST)	Head Coach	26-11/12-6	NCAA East Regional Semis (2-1)
2012-13	Cincinnati (BIG EAST)	Head Coach	22-11/9-9	NCAA Second Round (0-1)
2013-14	Cincinnati (American)	Head Coach	27-7/15-3	NCAA Second Round (0-1)
2014-15	Cincinnati (American)	Head Coach	23-11/13-5	NCAA Third Round (1-1)
2015-16	Cincinnati (American)	Head Coach	22-10/12-6	NCAA West Region
CINCINNATI TOTALS		10th year	207-128/97-81	.618/.545
HEAD COACHING TOTALS		13th year	276-152/140-91	.645/.606

CRONIN'S RECORD AGAINST ALL OPPONENTS

SCHOOL	W-L	SCHOOL	W-L	SCHOOL	W-L
Alabama	1-0	Lipscomb	1-0	Southern Miss	1-0
Alabama State	1-0	Louisville	5-7	South Carolina Upstate	1-0
Appalachian State	1-0	Marquette	3-4	South Dakota	1-0
Arkansas-Little Rock	1-0	Marshall	1-1	St. Francis (Pa.)	2-0
Arkansas-Pine Bluff	3-0	Maryland	1-0	St. John's	5-6
Arkansas Tech	1-0	Maryland Eastern Shore	1-0	Saint Joseph's	0-0
Austin Peay	4-1	Memphis	4-5	St. Mary's (Calif.)	0-1
Belmont	0-1	Miami (Ohio)	5-0	Stony Brook	1-0
Bowling Green	1-1	Middle Tennessee	2-0	Syracuse	2-6
Bradley	0-1	Mississippi State	1-0	Texas	1-0
Butler	0-1	Mississippi Valley State	1-0	TCU	1-0
Cal-State Bakersfield	1-0	Missouri	1-1	Temple	4-3
Cal-Davis	1-0	Morehead State	8-0	Tennessee	0-1
Campbell	2-0	Morgan State	1-0	Tennessee State	5-1
Campbellsville	1-0	Mount St. Mary's	1-0	Tennessee Tech	3-2
Central Michigan	1-0	Nebraska	2-1	Tennessee-Martin	9-0
Charleston Southern	1-0	New Mexico	0-2	Texas A&M-CC	1-1
Chicago State	3-0	Norfolk State	1-0	Texas-San Antonio	2-0
Cincinnati	0-1	North Carolina	0-1	Texas Southern	2-0
Coastal Carolina	2-0	North Carolina A&T	1-0	Toledo	2-0
Creighton	0-1	North Carolina Central	2-0	Tulane	2-1
Dayton	1-1	NC State	3-1	Tulsa	2-1
Delaware State	2-0	Northwestern State	1-0	UAB	1-4
DePaul	6-3	Notre Dame	3-7	UCF	5-0
East Carolina	3-1	Oakland	1-0	UConn	8-13
Eastern Illinois	6-1	Ohio	0-1	UMass Lowell	1-0
Eastern Kentucky	6-1	Ohio State	0-2	UNLV	1-0
Fairfield	1-0	Oklahoma	2-0	USC Upstate	2-0
Florida A&M	1-0	Ole Miss	0-1	USF	10-4
Florida State	1-1	Oregon	1-0	Utah Valley	1-0
Georgetown	6-6	Pittsburgh	4-8	Vanderbilt	1-0
Georgetown College	1-0	Prairie View A&M	1-0	Villanova	4-4
George Washington	1-0	Presbyterian	0-1	VCU	1-1
Georgia	1-0	Providence	4-5	Wagner	2-0
Georgia Southern	1-0	Purdue	1-0	Weber State	1-0
Gonzaga	0-1	Radford	1-0	West Florida	1-0
Harvard	0-1	Rice	2-0	West Virginia	3-5
High Point	1-0	Robert Morris	1-0	Western Carolina	2-0
Houston	5-1	Rutgers	8-4	Western Illinois	1-0
Howard	1-0	Samford	2-3	Western Kentucky	1-1
Illinois	0-1	San Diego State	1-0	Winthrop	1-0
Illinois-Chicago	1-0	Savannah State	1-0	Wofford	0-1
Illinois State	0-1	Seton Hall	4-3	Wright State	3-0
Iowa State	1-1	SIU-Edwardsville	2-0	Xavier	3-7
IPFW	1-0	SMU	4-2	2015-16 opponents in boldface	
Jacksonville State	6-0	SE Missouri State	5-2		
Kennesaw State	1-0	Southern Illinois	1-2		
Kentucky	0-1	SE Louisiana	1-0		

CINCINNATI'S DEFENSIVE NUMBERS UNDER CRONIN

CINCINNATI'S DEFENSIVE STATISTICS DURING THE MICK CRONIN ERA (10TH SEASON; 2007-PRESENT)

YEAR	UC RECORD	OPP FGM-FGA	OPP FG%	OPP 3FGM-3FGA	OPP 3FG%	OPP PPG	GAMES ALLOWED <70 PTS	GAMES ALLOWED <60 PTS	GAMES ALLOWED <50 PTS	GAMES ALLOWED <40% FG	GAMES ALLOWED <35% FG	FORCED TURNOVERS	UC BLOCKS	UC STEALS
2006-07	11-19	685-1539	.445	231-612	.377	67.7	14	8	2	8	4	451	58	230
2007-08	13-19	717-1669	.430	209-621	.337	67.8	18	7	2	8	3	380	73	169
2008-09	18-14	752-1802	.417	186-581	.320	66.3	19	10	3	13	7	406	103	183
2009-10	19-16	807-1954	.413	230-676	.340	66.5	23	12	1	13	5	423	107	199
2010-11	26-9	735-1790	.411	171-529	.323	(9th) 59.6	30	18	7	17	7	492	129	258
2011-12	26-11	849-2063	.412	207-641	.323	(40th) 61.5	29	15	4	16	7	518	(44th) 170	(43rd) 298
2012-13	22-12	716-1851	(14th) .387	171-562	(34th) .304	(22nd) 59.0	30	18	3	16	9	452	(7th) 208	240
2013-14	27-7	690-1745	(19th) .395	182-568	.320	(4th) 58.4	31	19	6	19	8	485	(20th) 188	(24th) 268
2014-15	23-11	700-1804	(15th) .388	192-601	.319	(6th) 55.8	33	22	7	21	11	409	(11th) 185	222
2015-16	22-10	722-1849	.390	231-648	.356	62.9	24	15	2	20	7	444	186	254

National ranking in parentheses; Cronin-era bests in **boldface**

THE POLLS

ASSOCIATED PRESS POLL
(March 7)

Rk.	Team (First Place Votes)
1	Kansas (63)
2	Michigan State (2)
3	Villanova
4	Virginia
5	Xavier
6	Oklahoma
7	North Carolina
8	Oregon
9	West Virginia
10	Indiana
11	Miami (Fla.)
12	Utah
13	Purdue
14	Louisville
15	Arizona
16	Kentucky
17	Texas A&M
18	Maryland
19	Duke
20	Iowa
21	Iowa State
22	Baylor
23	Texas
24	California
25	SMU

OTHERS RECEIVING VOTES:

Wisconsin 62, Dayton 35, St. Mary's 33, Seton Hall 28, Stephen F. Austin 9, Butler 8, Providence 8, Valparaiso 7, Yale 7, St. Bonaventure 6, **Cincinnati 6**, Gonzaga 5, Temple 4, Akron 4, Notre Dame 3, San Diego State 3, UAB 2, Northern Iowa 1, Texas Tech 1, South Dakota State 1, South Carolina 1, Wichita State 1

USA TODAY COACHES POLL
(March 7)

Rk.	Team (First Place Votes)
1	Kansas (29)
2	Villanova
3	Michigan State (1)
4	Virginia
5	Xavier
6	Oklahoma
7	North Carolina
8	West Virginia
9	Oregon
10	Indiana
11	Miami (Fla.)
12	Utah
13	Purdue
14	Arizona
15	Maryland
16	Kentucky
17	Texas A&M
18	Iowa
19	Iowa State
20	Baylor
21	Duke
22	Texas
23	Saint Mary's
24	California
25	Wisconsin

OTHERS RECEIVING VOTES:

Wichita State 36, Providence 30, Seton Hall 19, Dayton 18, Texas Tech 6, Valparaiso 6, South Carolina 5, Notre Dame 5, Butler 5, St. Joseph's 2, San Diego State 2, Northern Iowa 1, **Cincinnati 1**, St. Bonaventure 1

2015-16 AMERICAN ATHLETIC CONFERENCE

2015-16 AMERICAN
CONFERENCE STANDINGS (Thru March 13)

Team	AAC	Pct.	Overall	Pct.
Temple	14-4	.778	21-11	.656
SMU	13-5	.722	25-5	.833
Houston	12-6	.667	22-9	.710
Tulsa	12-6	.667	20-11	.645
Cincinnati	12-6	.667	22-10	.688
UConn	11-7	.611	24-10	.706
Memphis	8-10	.444	19-15	.559
UCF	6-12	.333	12-18	.400
East Carolina	4-14	.222	12-20	.375
USF	4-14	.222	8-25	.242
Tulane	3-15	.167	12-22	.353

2016 NCAA DIVISION I MEN'S CHAMPIONSHIP

DATE	TIME (ET)	TV
Wednesday, March 16 - First Four		
#11 Tulsa vs. #11 Michigan (1)	9:10 p.m.	truTV
Thursday, March 17 - First Round		
#9 UConn vs. #8 Colorado (2)	1:30 p.m.	TNT
Friday, March 18 - First Round		
#10 Temple vs. #7 Iowa (3)	3:10 p.m.	truTV
#9 Cincinnati vs.		
#8 Saint Joseph's (4)	9:57 p.m.	truTV

2016 NATIONAL INVITATIONAL TOURNAMENT (NIT)

DATE	TIME (ET)	TV
Wednesday, March 16 - First Round		
#5 Houston vs. #4 Georgia Tech (5)	9:00 p.m.	ESPN2

- (1) - First Four (Dayton, Ohio)
 (2) - South Region (Des Moines, Iowa)
 (3) - South Region (Brooklyn, N.Y.)
 (4) - West Region (Spokane, Wash.)
 (5) - South Carolina Quadrant

Number preceding school name is tournament seed

CINCINNATI IN THE AMERICAN
TEAM STATISTICS (Thru March 13)

CATEGORY	[*NATIONAL] LEAGUE RANK (STAT)
Scoring	6th (73.2)
Scoring Defense.....	[10th] 1st (62.9)
Scoring Margin	[26th] 3rd (+10.3)
Free Throw Pct.	4th (.704)
Field Goal Pct.	6th (.428)
Field Goal Pct. Defense.....	[14th] 2nd (.390)
3-Pt Field Goal Pct.	4th (.345)
3-Pt Field Goal Pct. Defense.....	10th (.356)
Rebounding Offense.....	3rd (39.4)
Rebounding Defense	3rd (34.6)
Rebounding Margin	2nd (+4.8)
Blocked Shots.....	[5th] 1st (5.8)
Assists.....	2nd (15.5)
Steals	[24th] 1st (7.9)
Turnover Margin.....	[23rd] 2nd (+2.81)
Assist-to-Turnover Ratio	[33rd] 3rd (1.4)
Offensive Rebounds.....	[20th] 1st (13.5)
Defensive Rebounds.....	6th (25.9)
3-Pt Field Goals Made.....	2nd (7.6)

INDIVIDUAL STATISTICS (FINAL)

PLAYER	[*NATIONAL] LEAGUE RANK (STAT)
Scoring	
Troy Caupain	13th (13.2)
Gary Clark	27th (10.7)
Farad Cobb.....	28th (10.7)

Rebounding

Gary Clark	2nd (9.0)
Octavius Ellis	8th (7.7)

Field Goal Shooting Percentage

Octavius Ellis	6th (.547)
Gary Clark	8th (.521)

Assists

Troy Caupain	3rd (4.8)
--------------------	-----------

Free Throw Percentage

Troy Caupain	7th (.793)
--------------------	------------

Steals

Farad Cobb.....	3rd (1.4)
Gary Clark	8th (1.3)
Troy Caupain	t-13th (1.2)

Three-Point Shooting Percentage

Farad Cobb.....	9th (.393)
-----------------	------------

Three-Pointers Made

Farad Cobb.....	t-5th (2.3)
-----------------	-------------

Blocked Shots

Gary Clark	5th (1.5)
Octavius Ellis	6th (1.5)
Coreontae DeBerry.....	t-12th (0.9)

Assist-Turnover Ratio

Troy Caupain	2nd (2.7)
--------------------	-----------

Offensive Rebounds

Gary Clark	[24th] 2nd (3.5)
Octavius Ellis	6th (2.9)

Defensive Rebounds

Gary Clark	4th (5.5)
Octavius Ellis	12th (4.8)

Minutes Played

Troy Caupain	7th (33.4)
--------------------	------------

*National rankings through March 13, 2015

CINCINNATI'S WEEKLY RANKINGS

Associated Press	Week	USA Today
RV	Preseason	RV
RV	Nov. 16	RV
24	Nov. 23	24
17	Nov. 30	17
23	Dec. 7	22
23	Dec. 14	20
22	Dec. 21	21
22	Dec. 28	23
RV	Jan. 4	RV
--	Jan. 11	RV
--	Jan. 18	--
--	Jan. 25	--
--	Feb. 1	--
--	Feb. 8	--
RV	Feb. 15	--
RV	Feb. 22	--
RV	Feb. 29	--
RV	March 7	RV

CINCINNATI'S RECORD WHEN

	06-07	07-08	08-09	09-10	10-11	11-12	12-13	13-14	14-15	15-16	TOTAL
Home games	10-8	10-7	13-5	13-5	15-3	14-4	13-5	18-1	15-3	14-3	133-44
Away games	0-9	3-11	4-7	2-9	7-4	7-5	5-5	7-3	6-5	6-6	47-64
Neutral site games	1-2	0-1	1-2	4-2	4-2	5-2	4-2	2-3	2-3	2-1	25-20
Conference games	2-14	8-10	8-10	7-11	11-7	12-6	9-9	15-3	13-5	12-6	97-81
vs. Top 25 teams	0-4	2-5	1-7	3-6	3-7	8-4	2-8	4-2	2-1	1-3	26-47
Overtime games	2-0	1-1	2-1	0-3	1-0	1-2	2-1	0-0	2-1	0-3	11-12
Lead at halftime	6-1	10-3	11-3	13-4	25-0	18-3	15-3	23-1	17-3	19-5	256-26
Trail at halftime	4-17	3-15	6-11	4-11	0-9	7-8	7-9	1-6	5-8	1-5	38-99
Tied at halftime	1-1	0-1	1-0	2-1	1-0	1-0	0-0	3-0	1-0	2-0	12-3
Lead with 10:00 remaining	10-1	9-1	14-1	13-3	26-0	18-4	19-1	23-1	20-3	22-3	228-18
Trail with 10:00 remaining	1-18	1-18	3-13	6-11	0-9	7-7	3-9	3-6	3-8	0-6	27-105
Tied with 10:00 remaining	0-0	3-0	1-0	0-2	0-0	1-0	0-2	1-0	0-0	0-1	6-5
Lead with 5:00 remaining	9-3	11-1	17-1	18-2	25-0	19-4	19-2	26-0	24-1	19-3	187-17
Trail with 5:00 remaining	0-16	2-17	1-13	0-13	0-9	5-7	2-9	1-7	0-8	1-6	12-105
Tied with 5:00 remaining	2-0	0-1	0-0	1-1	1-0	2-0	1-1	0-0	0-2	1-1	8-6
Lead with 2:00 remaining	10-2	11-1	16-0	18-2	25-1	23-2	19-2	25-1	23-1	19-3	190-15
Trail with 2:00 remaining	0-17	1-17	2-14	1-14	0-8	3-9	1-10	2-6	1-9	2-6	13-110
Tied with 2:00 remaining	1-0	1-1	0-0	0-0	1-0	0-0	2-0	0-0	0-1	0-1	5-3
Shoot better from the field	8-2	8-3	13-1	15-4	22-0	16-2	15-1	21-0	21-3	16-4	155-20
Shoot worse from the field	3-17	5-16	5-13	4-12	4-9	8-9	4-11	6-7	2-8	6-6	47-108
Shoot 50% or better	0-2	0-0	4-1	8-1	7-0	6-0	4-0	3-0	9-1	4-1	45-6
Shoot below 50%	11-17	13-19	14-13	11-15	16-8	20-11	18-12	24-7	14-9	16-9	157-120
Opp. shoots 50% or better	1-9	0-6	0-6	0-2	2-4	1-2	0-1	1-3	0-2	2-3	7-38
Opp. shoots below 50%	10-10	13-13	18-8	19-14	22-5	24-9	22-11	25-4	22-9	19-6	194-89
Opp. shoots below 40%	7-1	6-1	9-3	10-3	17-0	15-1	16-1	17-1	16-5	17-2	130-18
Make 7 or fewer 3-pointers	10-12	8-12	7-11	13-12	21-6	12-9	12-9	22-7	20-11	9-5	133-94
Make 8 or more 3-pointers	1-7	5-7	11-3	6-4	6-4	14-2	10-3	5-0	3-0	13-5	74-35
Shoot more FTs than opp.	7-3	6-3	12-1	11-2	22-2	16-4	16-3	20-2	20-6	14-3	144-29
Out-rebound the opponent	9-5	10-11	13-4	17-8	24-3	10-4	17-8	19-4	18-8	18-6	164-61
Opponent out-rebounds UC	2-14	3-7	2-9	2-8	2-5	13-6	3-4	8-2	3-3	3-2	41-60
Same number of rebounds	0-0	0-1	3-1	0-0	0-1	3-1	2-0	0-1	1-1	1-2	10-8
Commit fewer turnovers	7-11	4-5	9-3	7-6	16-6	22-5	14-4	16-4	13-3	17-2	125-49
Commit the same or more TOs	4-8	9-14	9-11	12-10	9-2	4-3	8-7	11-3	10-8	3-7	79-73
Commit 12 or fewer turnovers	7-9	4-7	5-4	5-5	10-5	17-7	8-8	20-4	13-5	14-5	103-59
Outscore opponents' bench	6-8	8-6	15-9	19-11	24-7	13-3	11-6	17-1	14-7	15-5	142-63
1-3 point games	1-4	5-5	2-0	4-5	2-1	5-4	2-3	4-2	1-4	2-5	38-33
4-5 point games	0-1	2-1	2-1	3-2	0-2	6-0	2-2	4-1	2-1	4-1	25-12
6-10 point games	5-2	2-6	5-6	4-4	7-2	5-3	7-4	2-2	8-1	3-3	48-33
11-19 point games	4-10	3-5	4-4	4-4	8-5	4-2	6-2	9-1	7-4	6-1	55-38
20-plus point games	1-2	1-2	5-3	4-1	9-1	7-1	5-1	8-1	5-1	7-0	52-13
Score 59 or fewer points	0-9	3-7	1-6	0-7	3-8	3-7	1-9	2-7	6-11	2-4	21-73
Score 60-69 points	6-7	8-7	4-6	9-4	9-1	7-4	9-3	11-0	9-0	8-2	79-34
Score 70 or more points	5-3	2-5	13-2	10-5	14-0	16-2	12-0	14-0	8-0	12-4	106-21
Hold opp. to 50 or fewer points	3-0	3-0	4-0	1-0	7-0	3-2	4-0	7-0	9-2	4-0	45-4
Hold opp. to 51-60 points	3-4	5-1	6-2	9-2	12-1	12-3	12-4	11-3	10-3	12-1	93-24
Hold opp. to 61-70 points	3-2	5-5	5-3	7-4	5-5	10-1	4-7	7-3	4-5	3-5	53-41
Opp. scores 70-plus points	2-13	0-13	3-9	2-10	2-3	1-5	2-1	2-1	0-1	2-3	16-59
November	5-1	4-2	5-1	4-1	5-0	4-2	6-0	6-0	5-1	7-0	51-8
December	4-3	1-5	5-2	5-2	9-0	6-1	7-1	5-2	4-2	3-4	49-22
January	1-7	5-4	4-4	5-4	4-4	5-4	4-3	9-0	6-2	6-2	49-34
February	1-7	3-3	4-3	2-5	4-3	6-2	2-5	4-2	5-4	5-2	36-36
March	0-1	0-5	0-4	3-4	4-2	5-2	2-3	3-3	3-2	1-2	21-28
Monday	0-0	1-0	3-2	2-2	2-0	2-1	2-2	1-0	0-0	0-0	13-7
Tuesday	0-2	1-1	1-2	4-2	3-0	2-0	4-0	6-0	5-1	3-2	29-10
Wednesday	4-5	4-5	4-1	7-3	9-1	7-0	3-1	2-0	5-1	2-1	47-18
Thursday	0-1	0-2	3-0	1-2	3-1	3-1	1-3	5-1	3-1	3-3	22-15
Friday	1-0	1-1	0-1	0-0	1-0	4-1	1-2	2-1	2-1	2-1	14-8
Saturday	5-7	6-5	6-5	5-3	8-4	5-7	10-2	8-5	5-6	6-3	63-53
Sunday	1-4	0-5	1-3	0-4	0-3	3-1	2-1	2-0	3-1	6-0	18-22

BEARCATS STARTING LINEUPS

OPPONENT	UC STARTERS
<i>Grand Valley State (EXH.)</i>	<i>Caupain, Cobb, Thomas, Clark Ellis</i>
<i>Bellarmine (EXH.)</i>	<i>Caupain, Cobb, Thomas, Clark Ellis</i>
Western Carolina	Caupain, Cobb, Thomas, Clark Ellis
Robert Morris	Caupain, Cobb, Thomas, Clark Ellis
at Bowling Green	Caupain, Cobb, Thomas, Clark Ellis
Arkansas-Pine Bluff	Caupain, Cobb, Thomas, Clark Ellis
SE Louisiana	Caupain, Cobb, Thomas, Clark Ellis
vs. Nebraska	Caupain, Cobb, Thomas, Clark Ellis
vs. George Washington	Caupain, Cobb, Thomas, Clark Ellis
Butler	Caupain, Cobb, Thomas, Clark Ellis
Morgan State	Caupain, Cobb, Thomas, Clark Ellis
at Xavier	Caupain, Cobb, Thomas, Clark Ellis
Norfolk State	Caupain, Cobb, Thomas, Clark Ellis
at VCU	Caupain, Cobb, Thomas, Clark Ellis
Iowa State	Caupain, Cobb, Thomas, Clark Ellis
Temple	Caupain, Cobb, Evans, Clark, DeBerry
Tulsa	Caupain, Cobb, Thomas, Clark, Ellis
at SMU	Caupain, Cobb, Thomas, Clark, Ellis
at USF	Caupain, Cobb, Thomas, Clark, Ellis
Houston	Caupain, Cobb, Thomas, Clark, Ellis
at Temple	Caupain, Cobb, Thomas, Clark, Ellis
Memphis	Caupain, Cobb, Thomas, Clark, Ellis
Tulane	Caupain, Cobb, Thomas, Clark, Ellis
at UConn	Caupain, Cobb, Thomas, Clark, Ellis
USF	Caupain, Cobb, Thomas, Clark, Ellis
at Memphis	Caupain, Cobb, Thomas, Clark, Ellis
at UCF	Caupain, Cobb, Evans, Clark, Ellis
East Carolina	Caupain, Cobb, Evans, Clark, Ellis
at Tulsa	Caupain, Cobb, Thomas, Clark, Ellis
UConn	Caupain, Cobb, Thomas, Clark, Ellis
at East Carolina	Caupain, Johnson, Evans, Clark, Ellis
at Houston	Caupain, Johnson, Evans, Clark, Ellis
SMU	Caupain, Cobb, Evans, Ellis, DeBerry
vs. UConn	Caupain, Cobb, Evans, Clark, Ellis

RECORD BY STARTING LINEUPS

UC STARTERS	RECORD
Caupain, Cobb, Thomas, Clark, Ellis	18-7
Caupain, Cobb, Evans, Clark, DeBerry	0-1
Caupain, Cobb, Evans, Clark, Ellis	2-1
Caupain, Johnson, Evans, Clark, Ellis	1-1
Caupain, Cobb, Evans, Ellis, DeBerry	1-0

SPECIALTY STATISTICS

OPPONENT	RESULT	IN PAINT	OFF TO	2ND CHANCE	FAST BREAK	BENCH
Western Carolina		26	16	10	4	26
at Cincinnati	W, 97-72	54	21	20	15	34
Robert Morris		14	10	4	10	21
at Cincinnati	W, 106-44	52	36	13	22	57
at Bowling Green		14	7	2	8	19
Cincinnati	W, 83-50	28	22	10	11	35
Arkansas-Pine Bluff		24	9	10	8	30
at Cincinnati	W-99-50	30	44	21	17	45
Southeastern Louisiana		18	16	8	0	10
at Cincinnati	W, 64-49	22	20	11	9	27
Nebraska		26	14	6	6	11
vs. Cincinnati	W, 65-61	26	9	22	2	14
George Washington		16	15	8	2	8
vs. Cincinnati	W, 61-56	24	3	12	0	17
Butler		30	16	5	4	21
at Cincinnati	L, 76-78	30	5	7	4	28
Morgan State		28	14	17	9	16
at Cincinnati	W, 87-66	50	23	26	11	29
at Xavier		34	19	14	11	17
Cincinnati	L, 55-65	24	11	8	4	10
Norfolk State		22	10	4	13	32
at Cincinnati	W, 75-59	24	18	23	2	17
at VCU		22	15	9	2	7
Cincinnati	W, 69-63	16	12	11	4	18
Iowa State		28	12	26	12	12
at Cincinnati	L, 79-81	34	3	22	0	28
Temple		22	9	19	2	24
at Cincinnati	L, 70-77	30	12	16	12	25
Tulsa		24	14	14	12	7
at Cincinnati	W, 76-57	20	16	19	9	30
at SMU		24	11	12	2	8
Cincinnati	L, 57-59	28	13	16	0	13
at USF		28	6	3	4	14
Cincinnati	W, 54-51	18	21	15	2	12
Houston		16	9	14	14	28
at Cincinnati	W, 70-59	30	18	17	0	28
at Temple		26	17	13	8	23
Cincinnati	L, 65-67 (2 OT)	36	8	16	4	16
Memphis		24	10	7	9	45
at Cincinnati	W, 76-72	38	16	9	6	13
Tulane		20	7	12	2	26
at Cincinnati	W, 97-75	40	27	14	14	31
at UConn		32	9	5	11	14
Cincinnati	W, 58-57	24	12	11	6	12
USF		26	5	12	2	8
at Cincinnati	W, 88-57	34	29	11	20	33
at Memphis		26	12	10	7	17
Cincinnati	L, 59-63	28	9	8	7	14
at UCF		8	13	4	0	3
Cincinnati	W, 69-51	24	9	10	3	23
East Carolina		22	14	7	10	22
at Cincinnati	W, 75-60	38	11	14	4	19
at Tulsa		36	10	8	2	12
Cincinnati	L, 68-70 (OT)	24	5	9	4	15
UConn		16	8	10	7	35
at Cincinnati	W, 65-60	26	8	11	7	29
at East Carolina		14	0	9	2	0
Cincinnati	W, 65-56	26	12	12	7	4
at Houston		28	15	13	4	29
Cincinnati	L, 56-69	12	6	13	0	3
SMU		36	17	13	6	9
at Cincinnati	W, 61-54	26	6	15	8	14
UConn		46	10	16	4	32
vs Cincinnati	L, 97-104 (4 OT)	36	18	23	9	17
Cincinnati Totals		952	494	465	220	710
Average		29.8	15.4	14.5	6.9	22.2
Opponents Totals		776	358	324	192	586
Average		24.3	11.2	10.1	6.0	18.3

OVERTIME RECORDS

UC'S OVERALL RECORD	54-55
1 OT Games	45-44
2 OT Games	8-8
3 OT Games	0-1
4 OT Games	0-2
7 OT Games	1-0

RECORDS IN OVERTIME GAMES

Home	26-17	.605
Schmidlapp Gym	3-4	.429
Schmidt Fieldhouse	0-1	.000
Music Hall	0-1	.000
Armory Fieldhouse	5-4	.556
Cincinnati Gardens	3-2	.600
U.S. Bank Arena	3-1	.750
Fifth Third Arena	13-4	.765
Away	16-30	.348
Neutral	11-8	.579

Current Streak: Lost 3

Longest Winning Streak: 5 (Tay Baker - 1966-67)

Longest Losing Streak: 4 (Bob Ruess, 1943 - John Weithe, 1950)

- On Dec. 21, 1981 Cincinnati and Bradley played an NCAA-record 7-overtime game which UC won, 75-73.
- Cincinnati has been involved in two of the five NCAA tournament championship games to go into overtime. The Bearcats defeated Ohio State, 70-65, in 1961, but lost to Loyola (Ill.), 60-58, in 1963.
- In 1966-67, Cincinnati played six overtime games, winning five.

UC COACHES IN OVERTIME GAMES

COACH (YEARS)	NO.	RECORD	PCT.
Bob Huggins (1989-2005)	25	14-11	.560
Mick Cronin (2006-pres.)	23	11-12	.478
Tay Baker (1965-72)	9	7-2	.778
Ed Jucker (1960-65)	9	4-5	.444
Ed Badger (1978-83)	8	3-5	.375
Tony Yates (1983-89)	7	2-5	.286
John Wiethe (1946-52)	5	1-4	.200
George Smith (1952-60)	4	3-1	.750
Gale Catlett (1972-78)	4	2-2	.500
Frank Rice (1928-32)	4	1-3	.250
Boyd Chambers (1918-28)	3	3-0	1.000
Clark Ballard (1939-42)	2	2-0	1.000
Andy Kennedy (2005-06)	2	1-1	.250
Tay Brown (1933-37)	2	0-2	.000
John Halliday (1932-33)	1	0-1	.000
Bob Ruess (1942-44)	1	0-1	.000
Walter Van Winkle (1937-39)	0	—	—
Ray Farnham (1944-46)	0	—	—

OVERTIME GAMES IN MICK CRONIN ERA

1/20/07	W	UC 96, West Virginia 83	1	SC
2/28/07	W	UC 70, Seton Hall 67	1	SC
2/9/08	W	UC 72, Rutgers 68	1	SC
3/2/08	L	Providence 81, UC 79	1	A
12/20/08	W	UC 85, Eastern Kentucky 77	1	SC
2/7/09	W	UC 64, Georgetown 62	1	SC
3/7/09	L	Seton Hall 67, UC 63	1	SC
11/25/09	L	Gonzaga 61, UC 59	1	N
12/13/09	L	Xavier 83, UC 79	2	A
2/21/10	L	Marquette 79, UC 76	1	SC
2/19/11	W	UC 93, Providence 81	1	A
11/25/11	L	Marshall 73, UC 69	1	SC
1/21/12	L	West Virginia 77, UC 74	1	A
3/8/12	W	UC 72, Georgetown 70	2	N
1/19/13	W	UC 71, Marquette 69	1	SC
2/21/13	L	UConn 73, UC 66	1	A
3/9/13	W	UC 61, USF 53	1	SC
12/13/14	L	Nebraska 56, UC 55	2	A
12/17/14	W	UC 71, San Diego State 62	1	SC
3/19/15	W	UC 66, Purdue 65	1	N
1/16/16	L	Temple 67, UC 65	2	A
2/18/16	L	Tulsa 70, UC 68	1	A
3/11/16	L	UConn 104, UC 97	4	N

THE LAST TIME...

TEAM

100 Points by a Team

By UC	106 vs. Robert Morris, 11/15/15
By Opponent	104 by UConn (40T), 3/11/16

90-99 Points by a Team

By UC	97 vs. UConn (40T), 3/11/16
By Opponent	95 at Marquette, 2/11/12

30-plus Point Win

By UC	31 vs. USF, 2/4/16
By Opponent	38 (89-51) vs. Notre Dame, 3/10/11

60 Percent Shooting by a Team

By UC	.610 vs. Western Carolina, 11/13/15
By Opponent	.674 vs. Pittsburgh, 2/14/09

50 Percent Shooting by a Team

By UC	.565 vs. Tulane, 1/24/16
By Opponent	.500 vs. USF, 2/4/16

Cincinnati Played a Ranked Opponent

UC Win	61-54 vs. No. 24/-- SMU, 3/6/16
UC Loss	59-57 at No. 15 SMU, 1/7/16

Overtime Game

UC Win	66-65 (OT) vs. Purdue, 3/19/15
UC Loss	70-68 (OT) at Tulsa, 2/18/16

Double Overtime Game

UC Win	72-70 (2OT) vs. Georgetown, 3/8/12
UC Loss	67-65 (2OT) at Temple, 1/16/16

Triple Overtime Game

UC Win	75-73 (7OT*) vs. Bradley, 12/21/81
UC Loss	104-97 (4OT) vs. UConn, 3/11/16

* - NCAA record.

INDIVIDUAL

40 Points by a Player

By UC	41, Steve Logan vs. Southern Mississippi, 2/15/02
By Opponent	41, Dell Curry, Virginia Tech, 1985-86

30 Points by a Player

By UC	37, Troy Caupain vs. UConn, 3/11/16
By Opponent	32, Daniel Hamilton, vs. UConn, 3/11/16

20 Rebounds by a Player

By UC	20, Cedric McGowan vs. DePaul, 1/4/06
By Opponent	four times

15 Rebounds by a Player

By UC	16, Gary Clark vs. East Carolina, 1/6/15
By Opponent	15, Greg Monroe, vs. Georgetown, 3/6/10

Two Players with 20 or More Points in Same Game

By UC	Sean Kilpatrick (34), Titus Rubles (24) vs. No. 20 Memphis, 3/6/14
By Opponent	Daniel Hamilton (32), Jalen Adams (22) vs. UConn, 3/11/16

Three Players with 10 or More Rebounds in Same Game

By UC	Gary Clark (12), Octavius Ellis (10) & Troy Caupain (10) vs. UConn, 3/11/16
-------	--

Two Players with 10 or More Rebounds in Same Game

By UC	Gary Clark (11), Octavius Ellis (11) vs. SMU, 3/6/16
By Opponent	Ben Moore (10), Jordan Tolbert (13) vs. SMU, 3/6/16

10 Assists by a Player

By UC	10, Troy Caupain, vs. USF, 2/4/16
By Opponent	10, Chris Howard, at USF, 2/14/09

Five Steals by a Player

By UC	5, Troy Caupain, at UCF, 2/9/16
By Opponent	5, Antonio Robinson, at East Carolina, 2/1/15

Five Blocked Shots by a Player

By UC	6, Octavius Ellis at UConn, 1/10/15
By Opponent	5, Amida Brimah, vs. UConn, 3/11/16

Double-Double by a UC Player

UC Win	Gary Clark (13 pts., 11 rebs.) vs. UConn, 2/20/16
UC Loss	Gary Clark (15 pts., 14 rebs.) at Memphis, 2/6/16

Double-Doubles by Two UC Players

By UC	Octavius Ellis (16 pts, 11 rebs) and Gary Clark (15 pts, 12 rebs) vs. East Carolina, 2/13/16
-------	--

Double-Doubles by Three UC Players

By UC	Troy Caupain (37 pts, 10 rebs), Octavius Ellis (13 pts, 10 rebs) & Gary Clark (12 pts, 12 rebs) vs. UConn, 3/11/16
-------	--

Triple-Double by a UC Player

By UC	Eric Hicks (22 pts., 12 rebs., 10 blks.) vs. Marquette, 1/7/06
-------	---

UC Player Led Team in Points, Rebounds & Assists

By UC	Sean Kilpatrick (26 pts., 12 rebs., 6 asst.) vs. SMU, 1/1/13
-------	---

A Player Won a Game in the Final Seconds

By UC	Titus Rubles putback with 4 seconds left UC defeats Pittsburgh 44-43, 12/17/13
By Opponent	Roosevelt Jones layup with :00.1 left Butler defeats UC 78-76, 12/2/15

Four Players Scored in Double Figures

By UC	Kevin Johnson (13), Farad Cobb (12), Gary Clark (11), Octavius Ellis (10) at UCF (2/9/16)
-------	---

Five Players Scored in Double Figures

By UC	Troy Caupain (37), Farad Cobb (14), Octavius Ellis (13), Gary Clark (12), Coreontae DeBerry (10) vs. UConn, 3/11/16
-------	---

Six Players Scored in Double Figures

By UC	Troy Caupain (18), Gary Clark (16), Jacob Evans (11) Coreontae DeBerry (11), Octavius Ellis (10), Farad Cobb (10) vs. USF, 2/4/16
-------	---

Seven Players Scored in Double Figures

By UC	Sean Kilpatrick (21), Justin Jackson (19), Jermaine Sanders (14), Shaquille Thomas (14), Ge'Lawn Guyn (10), Troy Caupain (10) & Kevin Johnson (10) vs. Chicago State, 12/23/13
-------	---

Eight Players Scored in Double Figures

By UC	Farad Cobb (15), Shaq Thomas (14), Kevin Johnson (14), Coreontae DeBerry (12), Justin Jenifer (11), Quadri Moore (10), Jacob Evans (10), Octavius Ellis (10) vs. Robert Morris, 11/15/15
-------	---

CRONIN ERA BESTS

Most Points Scored

106 (W, 106-44)	vs. Robert Morris	11/15/15
102 (W, 102-60)	vs. Miss. Valley St.	11/13/12
102 (W, 102-62)	vs. Chicago State	12/23/13
101 (W, 101-53)	vs. Ark.-Pine Bluff	12/21/11
101 (W, 101-70)	vs. Radford	12/17/11

Most Points Scored (Half)

60 (W, 99-50)	vs. Arkansas-Pine Bluff	(2nd) 11/22/15
59 (W, 97-84)	vs. No. 20 Memphis	(2nd) 3/6/14
59 (W, 102-60)	vs. Miss. Valley St.	(2nd) 11/13/12

Highest FG Percentage

.647 (33-51)	vs. UCF	2/25/15
.632 (36-57)	vs. Campbell	11/20/13
.628 (27-43)	vs. St. John's	2/11/09
.610 (36-59)	vs. Western Carolina	11/13/15
.603 (38-63)	vs. Radford	12/17/11

Highest 3-Pt. Percentage

.643 (9-14)	vs. Temple	1/17/14
.636 (7-11)	vs. Stony Brook	12/2/14
.600 (6-10)	vs. St. John's	2/11/09
.583 (7-12)	at No. 23/23 SMU	2/5/15
.583 (7-12)	at Georgetown	1/27/07
.583 (14-24)	vs. Central Michigan	11/25/06

Most Rebounds

69	vs. Chicago State	12/23/13
56	at Temple (20T)	1/16/16
56	vs. North Carolina A&T	11/18/12
54	vs. UConn (40T)	3/11/16

Most Assists

32	vs. Robert Morris	11/15/15
27	vs. Toledo	11/18/09
25	vs. Chicago State	12/23/13
25	vs. Morgan State	12/6/15

Most Blocked Shots

12	vs. Wagner	12/23/14
12	vs. Marquette	1/19/13
12	at DePaul	1/15/13
12	vs. North Carolina A&T	11/18/12
10	vs. UConn (40T)	3/11/16
10	vs. Butler	12/2/15
10	at UConn	1/10/15
10	vs. Memphis	1/4/14
10	vs. Chicago State	12/23/13
10	vs. Wright State	12/22/12
10	vs. UT Martin	11/11/12
10	vs. Chicago State	12/23/11
10	vs. Alabama State	11/13/11
10	vs. Western Illinois	11/22/08

Most Steals

23	vs. Ark.-Little Rock	12/6/12
19	vs. Ark.-Pine Bluff	11/22/15
18	vs. Robert Morris	11/15/15
16	vs. Ark.-Pine Bluff	12/21/11

Most Forced Turnovers

32	vs. Ark.-Little Rock	12/6/12
32	vs. North Carolina State	12/23/06
30	vs. Ark.-Pine Bluff	11/22/15
29	vs. Robert Morris	11/15/15
29	vs. Ark.-Pine Bluff	12/21/11

Fewest Points Allowed

34	vs. Dayton	11/27/10
37	vs. Saint Francis (Pa.)	11/14/14
39	vs. Howard	11/10/06
	at West Virginia	1/30/08
	vs. North Carolina A&T	11/18/12

Fewest Points Allowed (Half)

13	vs. Marquette	1/19/13
14	vs. Alabama State	(1st) 11/13/11

Lowest FG Percentage Allowed

.152 (10-66)	vs. North Carolina A&T	11/18/12
.200 (12-60)	vs. Dayton	11/27/10
.200 (10-50)	at West Virginia	1/30/08

Lowest 3-Pt. FG Percentage Allowed

.000 (0-10)	at No. 24/22 Pittsburgh	12/31/12
.000 (0-4)	vs. Texas Southern	11/18/08
.045 (1-22)	at West Virginia	1/30/08
.063 (1-16)	vs. Providence	3/13/13
.091 (1-11)	vs. USF	2/2/14

Biggest Win

62 (106-44)	vs. Robert Morris	11/15/15
54 (93-39)	vs. North Carolina A&T	11/18/12




0

QUADRI MOORE
F • 6-8 • 220 • SO-1L
LINDEN, N.J.



1

JACOB EVANS III
G/F • 6-6 • 210 • FR-HS
BATON ROUGE, LA.



2

OCTAVIUS ELLIS
F • 6-10 • 235 • SR-1L
MEMPHIS, TENN.



3

JUSTIN JENIFER
G • 5-10 • 175 • FR-HS
BALTIMORE, MD.



10

TROY CAUPAIN
G • 6-4 • 205 • JR-2L
MIDLOTHIAN, VA.



11

GARY CLARK
F » 6-8 » 235 » SO-1L
CLAYTON, N.C.



13

TRE SCOTT
F • 6-8 • 225 • FR-HS
DARIEN, GA.




21

FARAD COBB
G • 6-1 • 170 • SR-1L
WEST PALM BEACH, FLA.



22

COREONTAE DEBERRY
F • 6-9 • 265 • SR-1L
HOLLAND, MICH.




24

SHAQ THOMAS
F • 6-7 • 210 • R-SR-3L
PATERSON, N.J.



25

KEVIN JOHNSON
G • 6-3 • 180 • JR-2L
CINCINNATI, OHIO



32

KYLE WASHINGTON
F • 6-9 • 240 • JR-TR
CHAMPLIN, MINN.



45

ZACK TOBLER
F • 6-5 • 240 • JR-2L
FORT MITCHELL, KY.



MICK CRONIN
HEAD COACH



LARRY DAVIS
ASSOCIATE HEAD COACH



DARREN SAVINO
ASSISTANT COACH



ANTWON JACKSON
ASSISTANT COACH

CINCINNATI PLAYER SEASON & CAREER HIGHS

#0 - QUADRI MOORE

2015-16 SEASON		CAREER
10, 2x (last vs. Ark.-Pine Bluff, 11/22/15)	Pts	10, 3x (last vs. Ark.-Pine Bluff, 11/22/15)
7 vs. Robert Morris, 11/15/15	FG Atts	8 vs. Saint Francis, 11/14/14
5 vs. Robert Morris, 11/15/15	FG Made	5 vs. Robert Morris, 11/15/15
3 vs. Tulsa, 1/2/16	3PT-FG Atts	3, 2x (last vs. Tulsa, 1/2/16)
2 vs. Tulsa, 1/2/16	3PT-FG Made	2, 2x (last vs. Tulsa, 1/2/16)
8 vs. Ark.-Pine Bluff, 11/22/15	FT Atts	8 vs. Ark.-Pine Bluff, 11/22/15
6 vs. Ark.-Pine Bluff, 11/22/15	FT Made	6, 2x (last vs. Ark.-Pine Bluff, 11/22/15)
8 vs. Ark.-Pine Bluff, 11/22/15	Rebs	8 vs. Ark.-Pine Bluff, 11/22/15
1, 2x (last vs. Morgan State, 12/6/15)	Assts	2 vs. Stony Brook, 12/2/14
3 vs. Ark.-Pine Bluff, 11/22/15	Stls	3 vs. Ark.-Pine Bluff, 11/22/15
1, 2x (last vs. Tulane, 1/24/16)	Blks	2 vs. Wagner, 12/23/14
18 at SMU, 1/7/16	Mins	18, 2x (last at SMU, 1/7/16)

#1 - JACOB EVANS III

2015-16 SEASON		CAREER
18 at East Carolina, 2/27/16	Pts	18 at East Carolina, 2/27/16
16 at Houston, 3/3/16	FG Atts	16 at Houston, 3/3/16
7 at East Carolina, 2/27/16	FG Made	7 at East Carolina, 2/27/16
10 vs. Butler, 12/2/15	3PT-FG Atts	10 vs. Butler, 12/2/15
4, 3x (last at Houston, 3/6/16)	3PT-FG Made	4, 3x (last at Houston, 3/6/16)
6, 3x (last at Memphis, 2/6/16)	FT Atts	6, 3x (last at Memphis, 2/6/16)
6 vs. Norfolk State, 12/15/15	FT Made	6 vs. Norfolk State, 12/15/15
8, 2x (last at Temple, 1/16/16)	Rebs	8, 2x (last at Temple, 1/16/16)
4, 4x (last at Tulsa, 1/18/16)	Assts	4, 4x (last at Tulsa, 1/18/16)
3 vs. Robert Morris, 11/15/15	Stls	3 vs. Robert Morris, 11/15/15
3, 2x (last at UConn, 1/18/16)	Blks	3, 2x (last at UConn, 1/18/16)
40, 2x (last at Houston, 3/3/16)	Mins	40, 2x (last at Houston, 3/3/16)

#2 - OCTAVIUS ELLIS

2015-16 SEASON		CAREER
17 vs. Western Carolina, 11/13/15	Pts	20 vs. UCF, 2/25/15
12 vs. Butler, 12/2/15	FG Atts	12, 2x (last 12 vs. Butler, 12/2/15)
8 vs. Western Carolina, 11/13/15	FG Made	8 vs. Western Carolina, 11/13/15
0	3PT-FG Atts	1 vs. USF, 2/7/15
0	3PT-FG Made	0
14 vs. Ark.-Pine Bluff, 11/22/15	FT Atts	14 vs. Ark.-Pine Bluff, 11/22/15
8, 2x (last vs. Butler, 12/2/15)	FT Made	10, vs. Morehead State, 11/19/14
14, 2x (last at East Carolina, 2/27/16)	Rebs	14, 2x (last at East Carolina, 2/27/16)
5 vs. Norfolk State, 12/15/15	Assts	5 vs. Norfolk State, 12/15/15
4 vs. Western Carolina, 11/13/15	Stls	4 vs. Western Carolina, 11/13/15
3, 7x (last vs. UConn, 3/11/16)	Blks	6 at UConn, 1/10/15
45 vs. UConn, 3/11/16	Mins	45 vs. UConn, 3/11/16

#3 - JUSTIN JENIFER

2015-16 SEASON		CAREER
11 vs. Robert Morris, 11/15/15	Pts	11 vs. Robert Morris, 11/15/15
6, 4x (last vs. Tulane, 1/24/16)	FG Atts	6, 4x (last vs. Tulane, 1/24/16)
3, 3x (last vs. Ark.-Pine Bluff, 11/22/15)	FG Made	3, 3x (last vs. Ark.-Pine Bluff, 11/22/15)
4, 2x (last vs. Tulane, 1/24/16)	3PT-FG Atts	4, 2x (last vs. Tulane, 1/24/16)
2 vs. Ark.-Pine Bluff, 11/22/15	3PT-FG Made	2 vs. Ark.-Pine Bluff, 11/22/15
6 vs. Robert Morris, 11/15/15	FT Atts	6 vs. Robert Morris, 11/15/15
6 vs. Robert Morris, 11/15/15	FT Made	6 vs. Robert Morris, 11/15/15
3 vs. Western Carolina, 11/13/15	Rebs	3 vs. Western Carolina, 11/13/15
9 vs. Robert Morris, 11/15/15	Assts	9 vs. Robert Morris, 11/15/15
3, 2x (last vs. USF, 2/4/16)	Stls	3, 2x (last vs. USF, 2/4/16)
0	Blks	0
19, 2x (last vs. Ark.-Pine Bluff, 11/22/15)	Mins	19, 2x (last vs. Ark.-Pine Bluff, 11/22/15)

#10 - TROY CAUPAIN

2015-16 SEASON		CAREER
37 vs. UConn, 3/11/16	Pts	37 vs. UConn, 3/11/16
30 vs. UConn, 3/11/16	FG Atts	30 vs. UConn, 3/11/16
11 vs. UConn, 3/11/16	FG Made	11 vs. UConn, 3/11/16
9, 2x (last vs. UConn, 3/11/16)	3PT-FG Atts	9, 2x (last vs. UConn, 3/11/16)
4, 5x (last vs. UConn, 3/11/16)	3PT-FG Made	4, 5x (last vs. UConn, 3/11/16)
12 vs. UConn, 3/11/16	FT Atts	12 vs. UConn, 3/11/16
11 vs. UConn, 3/11/16	FT Made	11 vs. UConn, 3/11/16
10 vs. UConn, 3/11/16	Rebs	10 vs. UConn, 3/11/16
10 vs. USF, 2/4/16	Assts	10 vs. USF, 2/4/16
5 at UCF, 2/9/16	Stls	5, 2x (last at UCF, 2/9/16)
2 vs. USF, 2/4/16	Blks	2, 2x (last vs. USF, 2/4/16)
56 vs. UConn, 3/11/16	Mins	56 vs. UConn, 3/11/16

#11 - GARY CLARK

2015-16 SEASON		CAREER
21 vs. Western Carolina, 11/13/15	Pts	21 vs. Western Carolina, 11/13/15
14 at Tulsa, 2/18/16	FG Atts	14 at Tulsa, 2/18/16
9, 2x (last vs. Norfolk State, 12/15/15)	FG Made	9, 2x (last vs. Norfolk State, 12/15/15)
4 at Tulsa, 2/18/16	3PT-FG Atts	4 at Tulsa, 2/18/16
2, 2x (last at Tulsa, 2/18/16)	3PT-FG Made	2, 2x (last at Tulsa, 2/18/16)
8, 4x (last vs. UConn, 3/11/16)	FT Atts	8, 4x (last vs. UConn, 3/11/16)
7, 2x (last vs. SMU, 3/6/16)	FT Made	7, 2x (last vs. SMU, 3/6/16)
14, 4x (last at Memphis, 2/6/16)	Rebs	16 vs. East Carolina, 1/6/15
6 vs. Houston, 1/13/16	Assts	6 vs. Houston, 1/13/16
5 at SMU, 1/7/16	Stls	5 at SMU, 1/7/16
4, 4x (last at UCF, 2/9/16)	Blks	4, 6x (last at UCF, 2/9/16)
48 vs. UConn, 3/11/16	Mins	48 vs. UConn, 3/11/16

#13 - TRE SCOTT

2015-16 Season		Career
0	Pts	0
0	FG Atts	0
0	FG Made	0
0	3PT-FG Atts	0
0	3PT-FG Made	0
0	FT Atts	0
0	FT Made	0
0	Rebs	0
0	Assts	0
0	Stls	0
0	Blks	0
0	Mins	0

#21 - FARAD COBB

2015-16 SEASON		CAREER
21 vs. Tulsa (1/2/16)	Pts	24 vs. Morehead State, 11/19/14
14, 5x (last vs. USF, 2/4/16)	FG Atts	14, 6x (last vs. USF, 2/4/16)
8 vs. Tulsa (1/2/16)	FG Made	9 at Tulsa, 3/4/15
11 at Bowling Green, 11/18/15	3PT-FG Atts	11 at Bowling Green, 11/18/15
6, 2x (last at SMU, 1/7/16)	3PT-FG Made	7 vs. Kansas (at Chattanooga), 11/15/12
4 at VCU, 12/19/15	FT Atts	6 vs. Memphis, 3/8/15
4 at VCU, 12/19/15	FT Made	6 vs. Memphis, 3/8/15
6, 2x (last vs. UConn, 3/11/16)	Rebs	7 vs. Tulane, 2/14/15
4 vs. Memphis, 1/21/16	Assts	4, 3x (last vs. Memphis, 1/21/16)
4, 2x (last at SMU, 1/7/16)	Stls	5 at Houston, 2/21/15
1 vs. Western Carolina, 11/13/15	Blks	1, 5x (last vs. Western Carolina, 11/13/15)
51 vs. UConn, 3/11/16	Mins	51 vs. UConn, 3/11/16

#22 - COREONTAE DEBERRY

2015-16 SEASON		CAREER
12, 2x (last vs. Robert Morris, 11/15/15)	Pts	13 vs. Purdue, 3/19/15
9 vs. Robert Morris, 11/15/15	FG Atts	13 vs. Purdue, 3/19/15
5, 2x (last vs. UConn, 3/11/16)	FG Made	13 vs. Purdue, 3/19/15
0	3PT-FG Atts	0
0	3PT-FG Made	0
9 vs. Ark.-Pine Bluff, 11/22/15	FT Atts	9 vs. Ark.-Pine Bluff, 11/22/15
5, 2x (last vs. Tulane, 1/24/16)	FT Made	5, 2x (last vs. Tulane, 1/24/16)
12 at Bowling Green, 11/18/15	Rebs	12 at Bowling Green, 11/18/15
1, 6x (last at Tulsa, 2/18/16)	Assts	1, 8x (last at Tulsa, 2/18/16)
3 vs. Ark.-Pine Bluff, 11/22/15	Stls	3 vs. Ark.-Pine Bluff, 11/22/15
4 vs. Butler, 12/2/15	Blks	4 vs. Butler, 12/2/15
23 vs. USF, 2/4/16	Mins	26, vs. Purdue, 3/19/15

#24 - SHAQ THOMAS

2015-16 SEASON		CAREER
18 vs. Memphis, 1/21/16	Pts	18, 2x (last vs. Memphis, 1/21/16)
11, 2x (last vs. Memphis, 1/21/16)	FG Atts	11, 3x (last vs. Memphis, 1/21/16)
8 vs. Memphis, 1/21/16	FG Made	8 vs. Memphis, 1/21/16
4, 2x (last vs. Temple, 12/29/15)	3PT-FG Atts	4, 2x (last vs. Temple, 12/29/15)
2, 3x (last vs. Tulane, 1/24/16)	3PT-FG Made	2, 3x (last vs. Tulane, 1/24/16)
7 vs. Western Carolina, 11/13/15	FT Atts	8, 2x (last at Houston, 2/21/15)
4, 3x (last at USF, 1/10/16)	FT Made	7, at Houston, 2/21/15
9 vs. Morgan State, 12/6/15	Rebs	9, 2x (last vs. Morgan State, 12/6/15)
4 vs. Morgan State, 12/6/15	Assts	5, 2x (last vs. UCF, 1/23/14)
5 vs. Robert Morris, 11/15/15	Stls	5 vs. Robert Morris, 11/15/15
2, 4x (last vs. Memphis, 1/21/16)	Blks	2, 7x (last vs. Memphis, 1/21/16)
33 at Xavier, 12/12/15	Mins	38 at Houston, 2/21/15

#25 - KEVIN JOHNSON

2015-16 SEASON		CAREER
15 vs. Houston, 1/13/16	Pts	15, 2x (last vs. Houston, 1/13/16)
14 vs. Robert Morris, 11/15/15	FG Atts	14 vs. Robert Morris, 11/15/15
5, 3x (last vs. East Carolina, 2/13/16)	FG Made	5, 6x (last vs. East Carolina, 2/13/16)
9, 2x (last vs. Houston, 1/13/16)	3PT-FG Atts	9, 2x (last vs. Houston, 1/13/16)
4, 2x (last vs. Houston, 1/13/16)	3PT-FG Made	4, 4x 2x (last vs. Houston, 1/13/16)
4, 3x (last vs. USF, 2/4/16)	FT Atts	6, 2x (last vs. Memphis, 3/8/15)
4, 2x (last vs. USF, 2/4/16)	FT Made	5, vs. Chicago State, 12/23/13
6 at Temple, 1/16/16	Rebs	6 at Temple, 1/16/16
4, 2x (last at UConn, 1/28/16)	Assts	4, 2x (last at UConn, 1/28/16)
3, 3x (last vs. SMU, 3/6/16)	Stls	4 vs. Wagner, 12/23/14
1 vs. SMU, 3/6/16	Blks	2 vs. Stony Brook, 12/2/14
36 at East Carolina, 2/27/16	Mins	36, 2x (last at East Carolina, 2/27/16)

#45 - ZACK TOBLER

2015-16 SEASON		CAREER
5 vs. Ark.-Pine Bluff, 11/22/15	Pts	5 vs. Ark.-Pine Bluff, 11/22/15
2 vs. Tulane, 1/24/16	FG Atts	2 vs. Tulane, 1/24/16
1, 2x (last vs. Tulane, 1/24/16)	FG Made	1, 3x (last vs. Tulane, 1/24/16)
0	3PT-FG Atts	1, 3x (last vs. Houston, 1/21/15)
0	3PT-FG Made	0
6 vs. Ark.-Pine Bluff, 11/22/15	FT Atts	6 vs. Ark.-Pine Bluff, 11/22/15
5 vs. Ark.-Pine Bluff, 11/22/15	FT Made	5 vs. Ark.-Pine Bluff, 11/22/15
2 vs. Ark.-Pine Bluff, 11/22/15	Rebs	2 vs. Ark.-Pine Bluff, 11/22/15
1 vs. Robert Morris, 11/15/15	Assts	1 vs. Robert Morris, 11/15/15
0	Stls	0
0	Blks	0
6 vs. Tulane, 1/24/16	Mins	6 vs. Tulane, 1/24/16



#0 QUADRI MOORE

FORWARD • 6-8 • 220 • SOPHOMORE • 1L • LINDEN, N.J. (LINDEN HIGH SCHOOL)

MOMENTS

» Scored a season-high 10 points, making all six attempts from the free-throw line against Wagner (12/23/14)

» Connected on a trio of threes in tallying nine points against Saint Francis (11/14/14)

2015-16 Season (Sophomore): Tied a career-high playing 18 minutes at SMU (1/7) ... scored eight points with a pair of threes against Tulsa (1/2) ... posted 10 points, a career-high eight rebounds and three steals in 14 minutes against Arkansas-Pine Bluff (11/22) ... tied a career-high with 10 points on 5-of-7 shooting with a career-high four rebounds against Robert Morris (11/15).

2014-15 Season (Freshman): Played in 26 games as a reserve, averaging 2.2 points and 1.1 rebounds in 8.2 minutes ... shot 73.3 percent (11 of 15) from the free-throw line for the season ... scored six or more points in six games on the year ... posted a season-high 10 points, going 6 of 6 from the free-throw line with two blocks and two steals against Wagner (12/23).

Prior to Cincinnati: Averaged 16.3 points, 6.9 rebounds and 1.1 blocks as a senior while helping lead Linden to the 2014 Group 4A state title and NJSIAA Tournament of Champions semifinals ... named 2014 First Team All-State and Union County Player of the Year by the New Jersey Star Ledger ... tallied 22 points, 21 rebounds and five blocks in the Group 4A state title championship game against Trenton ... averaged 14.6 points, 5.7 rebounds and 1.1 blocks while making 19 three-pointers as a junior... tabbed a three-start prospect and ranked among the nation's top 150 players by Rivals, Scout and ESPN.

Personal: Born Nov. 22, 1994 in Linden, New Jersey ... Son of Karine Marable and Zahir Moore ... Has one brother, Zahir Jr. ... right-handed ... first name pronounced "qua-DREE."

SEASON & CAREER STATISTICS

2015-16 SEASON		CAREER
10, 2x (last vs. Ark.-Pine Bluff, 11/22/15)	Pts	10, 3x (last vs. Ark.-Pine Bluff, 11/22/15)
7 vs. Robert Morris, 11/15/15	FG Atts	8 vs. Saint Francis, 11/14/14
5 vs. Robert Morris, 11/15/15	FG Made	5 vs. Robert Morris, 11/15/15
3 vs. Tulsa, 1/2/16	3PT-FG Atts	3, 2x (last vs. Tulsa, 1/2/16)
2 vs. Tulsa, 1/2/16	3PT-FG Made	2, 2x (last vs. Tulsa, 1/2/16)
8 vs. Ark.-Pine Bluff, 11/22/15	FT Atts	8 vs. Ark.-Pine Bluff, 11/22/15
6 vs. Ark.-Pine Bluff, 11/22/15	FT Made	6, 2x (last vs. Ark.-Pine Bluff, 11/22/15)
8 vs. Ark.-Pine Bluff, 11/22/15	Rebs	8 vs. Ark.-Pine Bluff, 11/22/15
1, 2x (last vs. Morgan State, 12/6/15)	Assts	2 vs. Stony Brook, 12/2/14
3 vs. Ark.-Pine Bluff, 11/22/15	Stls	3 vs. Ark.-Pine Bluff, 11/22/15
1, 2x (last vs. Tulane, 1/24/16)	Blks	2 vs. Wagner, 12/23/14
18 at SMU, 1/7/16	Mins	18, 2x (last at SMU, 1/7/16)

MISCELLANEOUS STATISTICS

CATEGORY	2014-15	2015-16	CAREER
Double-Figure Scoring Games	1	2	3
Double-Figure Rebounding Games	0	0	0
Double-Double Games	0	0	0
20-Point Scoring Games	0	0	0
Games Led UC in Scoring	0	0	0
Games Led UC in Rebounding	0	1	1
Games Led UC in Assists	0	0	0
Games With 3+ Assists	0	0	0
Games With 3+ Blocks	0	0	0
Games With 3+ Steals	0	1	1
Games With 3+ Three-Pointers	0	0	0

GAME-BY-GAME STATISTICS

2015-16 (SOPHOMORE SEASON)


Opponent	Date	gs	min	Total		3-Pointers		Free throws		Rebounds		pf	a	to	blk	stl	pts	avg		
				fg	fga	pct	3fg	3fga	pct	ft	fta								off	tot
WESTERN CAROLINA	11/13/15	9	0-0	.000	0-0	.000	0-0	.000	1	0	1	1.0	1	2	0	0	0	0.0		
ROBERT MORRIS	11/15/15	14	5-7	.714	0-1	.000	0-0	.000	2	2	4	2.5	1	0	2	0	1	10.5		
at Bowling Green	11/18/15	13	1-2	.500	0-1	.000	1-2	.500	0	1	1	2.0	1	0	1	0	3	4.3		
ARKANSAS-PINE BLUFF	11/22/15	14	2-5	.400	0-0	.000	6-8	.750	4	4	8	3.5	2	0	3	0	10	5.8		
SE LOUISIANA	11/24/15	6	0-2	.000	0-1	.000	0-0	.000	0	0	0	2.8	0	0	0	0	0	4.6		
vs Nebraska	11/27/15	4	1-1	1.000	0-0	.000	0-0	.000	0	0	0	2.3	0	0	0	1	2	4.2		
vs George Washington	11/28/15	8	1-2	.500	0-0	.000	0-0	.000	0	0	0	2.0	0	1	0	0	2	3.9		
MORGAN STATE	12/6/15	9	1-4	.250	0-0	.000	0-0	.000	2	2	4	2.3	1	1	1	0	2	3.6		
NORFOLK STATE	12/15/15	6	1-3	.333	0-0	.000	1-2	.500	0	0	0	2.0	0	2	0	1	3	3.6		
at VCU	12/19/15	7	1-4	.250	0-1	.000	0-1	.000	0	1	1	1.9	2	0	0	0	2	3.4		
TEMPLE	12/29/15	1	0-1	.000	0-0	.000	0-0	.000	0	0	0	1.7	0	0	0	0	0	3.1		
TULSA	12/16	14	2-5	.400	2-3	.667	2-2	1.000	0	1	1	1.7	2	0	2	0	0	8.35		
at SMU	01/07/16	18	0-3	.000	0-1	.000	0-0	.000	1	3	4	1.8	3	0	1	0	1	3.2		
at USF	1/10/16	7	0-2	.000	0-0	.000	2-2	1.000	1	0	1	1.8	0	0	0	0	2	3.1		
HOUSTON	1/13/16	3	0-0	.000	0-0	.000	0-0	.000	0	1	1	1.7	0	0	0	0	0	2.9		
at Temple	01/16/16	5	0-0	.000	0-0	.000	0-0	.000	0	1	1	1.7	1	0	0	0	0	2.8		
MEMPHIS	01/21/16	4	0-1	.000	0-0	.000	0-0	.000	0	0	0	1.6	0	0	1	0	0	2.6		
TULANE	01/24/16	17	1-4	.250	1-2	.500	1-2	.500	1	3	4	1.7	3	0	1	1	4	2.7		
at UCONN	1/28/16	2	0-0	.000	0-0	.000	0-0	.000	0	0	0	1.6	1	0	0	0	0	2.5		
at Memphis	2/6/16	4	0-0	.000	0-0	.000	0-0	.000	0	0	0	1.6	0	0	1	0	0	2.4		
at UCF	2/9/16	1	1-1	1.000	1-1	1.000	0-0	.000	0	0	0	1.5	1	0	0	0	3	2.4		
EAST CAROLINA	2/13/16	3	0-0	.000	0-0	.000	0-0	.000	0	0	0	1.4	0	1	0	0	0	2.3		
UCONN	2/20/16	3	0-0	.000	0-0	.000	0-0	.000	0	0	0	1.3	0	0	0	0	0	2.2		
at East Carolina	2/27/16	8	1-3	.333	0-0	.000	0-0	.000	1	2	3	1.4	0	0	0	0	2	2.2		
at Houston	3/3/16	2	0-0	.000	0-0	.000	0-0	.000	0	0	0	1.4	1	0	0	0	0	2.1		
Totals		0	182	18-50	.360	4-11	.364	13-19	.684	13	21	34	1.4	19	2	18	2	8	53	2.1

2014-15 (FRESHMAN SEASON)

Opponent	Date	gs	min	Total		3-Pointers		Free throws		Rebounds			pf	a	to	blk	stl	pts	avg	
				fg-fga	pct	3fg-fga	pct	ft-fa	pct	off	def	tot								avg
SAINT FRANCIS	11/14/14	17	4-8	.500	1-3	.333	0-0	.000	0	2	2	2.0	1	0	2	0	2	9	9.0	
MOREHEAD STATE	11/19/14	16	0-1	.000	0-0	.000	1-2	.500	0	1	1	1.5	2	0	1	0	0	1	5.0	
EASTERN ILLINOIS	11/23/14	13	0-1	.000	0-0	.000	1-2	.500	0	2	2	1.7	1	1	2	0	0	1	5.0	
N.C. CENTRAL	11/25/14	6	0-2	.000	0-0	.000	0-0	.000	0	1	1	1.5	0	0	0	0	1	0	2.8	
vs Middle Tennessee	11/28/14	8	1-2	.500	0-0	.000	0-0	.000	0	1	1	1.4	5	0	0	0	0	2	2.6	
vs Ole Miss	11/29/14	12	2-6	.333	0-1	.000	2-2	1.000	0	1	1	1.3	2	0	0	0	0	6	3.2	
STONY BROOK	12/02/14	17	3-4	.750	2-2	1.000	1-2	.500	0	1	1	1.3	0	2	2	0	1	9	4.0	
at Nebraska	12/13/14	9	1-2	.500	0-1	.000	0-0	.000	1	0	1	1.3	0	0	0	0	1	2	3.8	
SAN DIEGO STATE	12/17/14	4	0-2	.000	0-1	.000	0-0	.000	0	0	0	1.1	1	0	0	0	0	0	3.3	
VCU	12/20/14	2	0-0	.000	0-0	.000	0-0	.000	0	1	1	1.1	0	0	0	0	0	0	3.0	
WAGNER	12/23/14	18	2-5	.400	0-1	.000	6-6	1.000	0	1	1	1.1	0	0	0	2	2	10	3.6	
at NC State	12-30-14	4	0-1	.000	0-1	.000	0-0	.000	0	2	2	1.2	0	0	1	0	0	0	3.3	
EAST CAROLINA	01/06/15	8	0-0	.000	0-0	.000	0-0	.000	0	1	1	1.2	4	0	1	0	0	0	3.1	
at UConn	1/10/15	7	3-4	.750	0-1	.000	0-0	.000	2	0	2	1.2	0	0	0	0	0	6	3.3	
at Memphis	1/15/15	14	0-0	.000	0-0	.000	0-0	.000	1	2	3	1.3	0	0	3	1	0	0	3.1	
TEMPLE	01/17/15	11	1-2	.500	0-0	.000	0-0	.000	0	2	2	1.4	2	1	2	0	0	2	3.0	
HOUSTON	01/21/15	2	0-0	.000	0-0	.000	0-0	.000	0	0	0	1.3	0	0	0	0	0	0	2.8	
at UCF	01/25/15	7	1-5	.200	1-2	.500	0-0	.000	1	1	2	1.3	0	0	1	0	0	3	2.8	
UCONN	01/29/15	11	0-2	.000	0-0	.000	0-0	.000	0	1	1	1.3	0	0	0	1	0	0	2.7	
at SMU	02/05/15	2	0-0	.000	0-0	.000	0-0	.000	0	0	0	1.3	2	0	1	0	0	0	2.6	
USF	02/07/15	9	0-1	.000	0-0	.000	0-0	.000	0	0	0	1.2	0	1	2	0	0	0	2.4	
UCF	02/25/15	5	3-5	.600	0-0	.000	0-0	.000	1	2	3	1.3	1	0	1	0	0	6	2.6	
at Tulane	02/28/15	4	0-2	.000	0-0	.000	0-1	.000	0	0	0	1.2	3	1	0	0	0	0	2.5	
MEMPHIS	03/08/15	2	0-0	.000	0-0	.000	0-0	.000	0	0	0	1.2	1	0	0	0	0	0	2.4	
vs UConn	3/13/15	2	0-0	.000	0-0	.000	0-0	.000	0	0	0	1.1	0	0	0	0	0	0	2.3	
vs Kentucky	3/21/15	3	0-1	.000	0-1	.000	0-0	.000	0	0	0	1.1	1	0	0	0	0	0	2.2	
Totals		0	213	21-56	.375	4-14	.286	11-15	.733	6	22	28	1.1	26	6	19	4	7	57	2.2

CAREER STATISTICS

			Total		3-Point		F-Throws			Rebounds										Scoring	
Season	gp-gs	min/avg	fg-fga	pct	fg-fga	pct	ft-fa	pct	off	def	tot	avg	pf	fo	ast	to	blk	stl	pts	avg	
2014-15	26-0	213/8.2	21-56	.375	4-14	.286	11-15	.733	6	22	28	1.1	26	1	6	19	4	7	57	2.2	
2015-16	25-0	182/7.3	18-50	.360	4-11	.364	13-19	.684	13	21	34	1.4	19	0	2	18	2	8	53	2.1	
TOTAL	51-0	395/7.7	39-106	.368	8-25	.320	24-34	.706	19	43	62	1.2	45	1	8	37	6	15	110	2.2	



#1 JACOB EVANS III

GUARD/FORWARD • 6-6 • 210 • FRESHMAN • HS • BATON ROUGE, LA. (ST. MICHAEL THE ARCHANGEL)

AWARDS

» American Athletic Conference Rookie of the Week (12/28/15, 2/29/16)

MOMENTS

» Tallied 18 points with four threes and seven rebounds in 40 minutes at ECU (2/27). It marked the most points scored by a freshman since Sean Kilpatrick (26 on 12/1/2010).
» Hit four threes and had 15 points and four assists against RV/25 Butler (12/2)
» Posted 14 points and five rebounds vs. 11/9 Iowa State (12/22)

2015-16 Season (Freshman): Named The American's Rookie of the Week after scoring a career-high 18 points on 7-of-12 shooting with four threes and seven rebounds in 40 minutes at East Carolina (2/27) ... tallied a game-high 13 points with a trio of threes against UConn (2/20) ... scored 10 points with a pair of threes against East Carolina (2/13) ... logged a season-high 38 minutes in UC's double-overtime loss at Temple (1/16), posting eight points, eight rebounds and four assists ... named The American's Rookie of the Week after registering 14 points and five rebounds against No. 11 Iowa State (12/22) ... tallied nine points and a season-high eight rebounds and three blocks at VCU (12/19) ... scored a season-high 16 points with four threes and four assists against Butler (12/2) ... tied for game-high honors with 15 points on 4-of-8 shooting with a trio of threes to go with six rebounds against SE Louisiana (11/24) ... posted 10 points and a pair of three-pointers with three rebounds at Bowling Green (11/18) ... had 10 points with seven rebounds, three steals and two assists against Robert Morris (11/15) ... contributed seven points, five rebounds and three assists in 22 minutes in collegiate debut (11/13).

Prior to Cincinnati: Named to the 2014-15 Louisiana Sports Writers Association's Class 4A All-State First Team ... tabbed the 2014-15 All-Baton Rouge Area Large Schools' Player of the Year by the New Orleans Times-Picayune ... selected a Gatorade Player of the Year nominee, McDonald's All-American nominee and Louisiana Mr. Basketball nominee ... named a two-time most valuable player at the Grady Hornsby Classic ... tabbed most valuable player for Class 4A-District 6 as a senior ... chosen First-Team All-District as a sophomore, junior and senior ... tallied more than 2,000 points and 1,000 rebound during high school career ... helped lead St. Michael's the Archangel to a 29-4 overall record and its first appearance in the Louisiana Class 4A state championship semifinals as a senior, averaging 24.9 points, 9.0 rebounds and 4.8 assists ... helped the Warriors to a 27-7 record while averaging 17.5 points, 7.2 rebounds, 4.1 assists and 3.5 steals as a junior ... tabbed a consensus four-star prospect, he performed well in 2014 summer AAU events - the Pangos All-American Camp and the Fab 48 Tournament in Las Vegas - to earn the distinction of being one of the nation's fastest rising prospects ... listed as a Top 100 prospect according to ESPN, Rivals.com and Scout.com and ranked second in the Times-Picayune Terrific 20 Class of 2015 ... coached in high school by Drew Hart.

Personal: Born June 18, 1997 in Jacksonville, North Carolina ... son of Theresa Chatman-Evans and Jerry Evans ... mother played point guard at Grambling ... has two brothers, Demarquis and Devin Chatman ... right-handed.

SEASON & CAREER STATISTICS

2015-16 SEASON

18 at East Carolina, 2/27/16	Pts	18 at East Carolina, 2/27/16
16 at Houston, 3/3/16	FG Atts	16 at Houston, 3/3/16
7 at East Carolina, 2/27/16	FG Made	7 at East Carolina, 2/27/16
10 vs. Butler, 12/2/15	3PT-FG Atts	10 vs. Butler, 12/2/15
4, 3x (last at Houston, 3/6/16)	3PT-FG Made	4, 3x (last at Houston, 3/6/16)
6, 3x (last at Memphis, 2/6/16)	FT Atts	6, 3x (last at Memphis, 2/6/16)
6 vs. Norfolk State, 12/15/15	FT Made	6 vs. Norfolk State, 12/15/15
8, 2x (last at Temple, 1/16/16)	Rebs	8, 2x (last at Temple, 1/16/16)
4, 4x (last at Tulsa, 1/18/16)	Assts	4, 4x (last at Tulsa, 1/18/16)
3 vs. Robert Morris, 11/15/15	Stls	3 vs. Robert Morris, 11/15/15
3, 2x (last at UConn, 1/18/16)	Blks	3, 2x (last at UConn, 1/18/16)
40, 2x (last at Houston, 3/3/16)	Mins	40, 2x (last at Houston, 3/3/16)

CAREER

MISCELLANEOUS STATISTICS

CATEGORY	2015-16	CAREER
Double-Figure Scoring Games	11	11
Double-Figure Rebounding Games	0	0
Double-Double Games	0	0
20-Point Scoring Games	0	0
Games Led UC in Scoring	4	4
Games Led UC in Rebounding	1	1
Games Led UC in Assists	2	2
Games With 3+ Assists	7	7
Games With 3+ Blocks	2	2
Games With 3+ Steals	1	1
Games With 3+ Three-Pointers	5	5

GAME-BY-GAME STATISTICS

2015-16 (FRESHMAN SEASON)

Opponent	Date	gs	min	fg-fga	pct	3pt-fga	pct	ft-fga	pct	Rebounds	pts	avg
WESTERN CAROLINA	11/13/15	22	2-7	.286	1-3	.333	2-2	1.000	1	4	5	5.0
ROBERT MORRIS	11/15/15	22	3-8	.375	2-4	.500	2-2	1.000	3	4	7	6.0
at Bowling Green	11/18/15	21	3-7	.429	2-3	.667	2-2	1.000	2	1	3	5.0
ARKANSAS-PINE BLUFF	11/22/15	23	1-7	.143	0-4	.000	4-6	.667	0	4	4	8.0
SE LOUISIANA	11/24/15	21	4-8	.500	3-6	.500	4-4	1.000	1	5	6	5.0
vs Nebraska	11/27/15	19	1-3	.333	0-2	.000	2-2	1.000	0	7	7	5.3
vs George Washington	11/28/15	15	1-5	.200	1-2	.500	0-0	.000	1	1	2	4.9
BUTLER	12/2/15	29	6-13	.462	4-10	.400	0-0	.000	0	4	4	8.2
MORGAN STATE	12/6/15	2	0-0	.000	0-0	.000	0-0	.000	0	0	0	4.2
at Xavier	12/12/15	18	2-5	.400	0-2	.000	0-0	.000	1	1	2	4.0
NORFOLK STATE	12/15/15	16	2-6	.333	1-2	.500	6-6	1.000	2	0	2	3.8
at VCU	12/19/15	29	2-7	.286	1-4	.250	4-4	1.000	3	5	8	4.2
IOWA STATE	12/22/15	26	4-8	.500	2-5	.400	4-4	1.000	2	3	5	4.2
TEMPLE	12/29/15	24	2-4	.500	1-2	.500	2-2	1.000	3	2	5	4.3
TULSA	1/2/16	16	1-3	.333	0-2	.000	0-0	.000	0	3	3	4.2
at SMU	01/07/16	29	2-6	.333	0-2	.000	0-0	.000	1	4	5	4.3
at USF	1/10/16	12	1-6	.167	0-2	.000	0-0	.000	1	2	3	4.2
HOUSTON	1/13/16	13	2-6	.333	1-4	.250	0-0	.000	0	0	0	3.9
at Temple	01/16/16	38	4-10	.400	0-3	.000	0-0	.000	1	7	8	4.2
MEMPHIS	01/21/16	20	1-4	.250	0-2	.000	0-0	.000	0	2	2	4.1
TULANE	01/24/16	24	2-5	.400	1-3	.333	0-0	.000	3	4	7	4.2
at UCONN	1/28/16	23	3-7	.429	1-2	.500	0-0	.000	1	4	5	4.2
USF	02/04/16	24	3-8	.375	2-6	.333	3-4	.750	0	2	2	4.1
at Memphis	2/6/16	29	1-9	.111	0-3	.000	5-6	.833	2	1	3	4.1
at UCF	2/9/16	13	2-4	.500	2-2	1.000	0-0	.000	1	2	3	4.0
EAST CAROLINA	2/13/16	25	4-10	.400	2-6	.333	0-0	.000	1	2	3	4.0
at Tulsa	02/18/16	35	3-10	.300	2-7	.286	1-2	.500	0	6	6	4.1
UCONN	2/20/16	29	5-9	.556	3-6	.500	0-1	.000	0	4	4	4.1
at East Carolina	2/27/16	40	7-12	.583	4-9	.444	0-0	.000	2	5	7	4.2
at Houston	3/3/16	40	5-16	.313	4-9	.444	0-0	.000	1	1	2	4.1
SMU	03/06/16	38	4-14	.286	0-7	.000	1-4	.250	0	0	0	4.0
vs UCONN	3.11.16	34	1-6	.167	0-2	.000	2-3	.667	1	2	3	3.9
Totals		7	769	84-233	.361	40-126	.317	44-54	.815	34	92	126

CAREER STATISTICS

Season	gp-gs	min/avg	Total fg-fga	pct	3-Point fg-fga	pct	F-Throws ft-fga	pct	Rebounds off	def	tot	avg	Scoring pf	fo	ast	to	blk	stl	pts	avg
2015-16	32-7	769/24.0	84-233	.361	40-126	.317	44-54	.815	34	92	126	3.9	57	2	53	24	27	27	252	7.9
TOTAL	32-7	769/24.0	84-233	.361	40-126	.317	44-54	.815	34	92	126	3.9	57	2	53	24	27	27	252	7.9



#2 OCTAVIUS ELLIS

FORWARD • 6-10 • 235 • SENIOR • 1L • MEMPHIS, TENN. (TRINITY VALLEY COLLEGE [TEXAS])

AWARDS

- » Barclays Center Classic MVP (2015)
- » Preseason First Team American Athletic (2015-16)
- » Riley Wallace All-America Team (2014-15)
- » Second Team American Athletic Conference (2014-15)
- » American Athletic Conference Weekly Honor Roll (11/17/14, 11/24/14, 3/2/15, 11/16/15, 12/6/15, 1/18/16, 2/15/16)

MOMENTS

- » Had a key tip-in and made two key free throws late to help secure a 61-56 win over George Washington in the championship game of the Barclays Center Classic (11/28/15)
- » Ranked as the only player in The American in 2014-15 to be listed among the top four leaders in field goal percentage (third at .557), blocks (third at 2.0) and rebounding (fourth at 7.2)
- » Scored a season-high 20 points on 7-of-10 shooting with eight rebounds against UCF (2/25/15)
- » Posted a team-high 19 points and game-high 11 rebounds against Memphis (3/8/15)

2015-16 Season (Senior): Tallied 13 points and 10 rebounds with three blocks in 45 minutes against UConn (3/11) ... posted a double-double with a game-high 16 points to go with 11 rebounds against East Carolina (2/13) ... notched 14 points, nine rebounds and three blocks at Temple (1/16) ... registered a double-double with 13 points and 13 rebounds, including eight offensive rebounds, against Houston (1/13) ... posted a game-high 13 points on 6-of-9 shooting with six rebounds at No. 12/13 Xavier ... registered a double-double with 16 points and 12 rebounds, making 8 of 10 free throws against Butler (12/2) ... named the MVP of the Barclays Center Classic after averaging 10.5 points and 8.0 rebounds in Brooklyn ... recorded 12 points, nine rebounds and two blocks, with a key tip-in and two free throws late against George Washington (11/28) ... posted double-double with 17 points and a game-high 10 rebounds in season opener (11/13).

2014-15 Season (Junior): Started all 34 games, averaging a team-high 9.9 points, 7.2 rebounds, 2.0 blocks and 1.3 assists in 28.7 minutes ... named to the Riley Wallace All-America Team and chosen as a finalist for the Riley Wallace Award given to the top transfer in Division I basketball ... tabbed an NABC Second Team All-District 25 selection ... named a second team all-conference pick by American Athletic Conference coaches ... selected to The American's Weekly Honor Roll three times (11/7, 11/24 and 3/2) ... ranked as the only player in The American to be listed among the top four leaders in field goal percentage (third at .557), blocks (third at 2.0) and rebounding (fourth at 7.2) ... ranked among the league leaders in offensive rebounds (third at 2.7) and defensive rebounds (tied for fourth 4.5) ... finished near the top of the conference in blocks (third at 2.1), field goal shooting percentage (third at .582) and rebounds (third at 7.3) during league play ... led the Bearcats in rebounding in 18 games, grabbing 10 or more boards eight times ... pulled down at least six rebounds in 24 of UConn's 34 games ... led UConn in scoring in a team-best 18 games ... averaged a team-high 11.1 points on 59.7 percent (40 of 67) shooting from the field during February ... scored a season-high 20 points on 7-of-10 shooting from the field to go with eight rebounds against UCF (2/25) ... registered three double-doubles on the season with 14 points and a season-high 14 rebounds against East Carolina (2/1), 14 points and a game-high 10 rebounds at Tulane (2/28) and a team-high 19 points and a game-high 11 rebounds against Memphis (3/8) ... recorded a season-high six blocks at UConn (1/10) ... posted at least one block in 28 of 34 games ... made 22 consecutive free throws (starting against Temple [1/17] before missing his first attempt at SMU [2/5]) ... named to Emerald Coast Classic All-Tournament Team.

Prior to Cincinnati: Played two seasons at Trinity Valley College in Athens, Texas ... averaged 14.8 points, 9.7 rebounds and 3.2 blocked shots as a redshirt sophomore during the 2013-14 season while being named First Team All-America by the National Junior College Athletic

SEASON & CAREER STATISTICS

2015-16 SEASON

17 vs. Western Carolina, 11/13/15	Pts	20 vs. UCF, 2/25/15
12 vs. Butler, 12/2/15	FG Atts	12, 2x (last 12 vs. Butler, 12/2/15)
8 vs. Western Carolina, 11/13/15	FG Made	8 vs. Western Carolina, 11/13/15
0	3PT-FG Atts	1 vs. USF, 2/7/15
0	3PT-FG Made	0
14 vs. Ark.-Pine Bluff, 11/22/15	FT Atts	14 vs. Ark.-Pine Bluff, 11/22/15
8, 2x (last vs. Butler, 12/2/15)	FT Made	10, vs. Morehead State, 11/19/14
14, 2x (last at East Carolina, 2/27/16)	Rebs	14, 2x (last at East Carolina, 2/27/16)
5 vs. Norfolk State, 12/15/15	Assts	5 vs. Norfolk State, 12/15/15
4 vs. Western Carolina, 11/13/15	Stls	4 vs. Western Carolina, 11/13/15
3, 7x (last vs. UConn, 3/11/16)	Blks	6 at UConn, 1/10/15
45 vs. UConn, 3/11/16	Mins	45 vs. UConn, 3/11/16

MISCELLANEOUS STATISTICS


CATEGORY	2014-15	2015-16	CAREER
Double-Figure Scoring Games	18	20	38
Double-Figure Rebounding Games	8	10	18
Double-Double Games	3	6	9
20-Point Scoring Games	1	0	1
Games Led UC in Scoring	6	4	10
Games Led UC in Rebounding	18	12	30
Games Led UC in Assists	6	0	6
Games With 3+ Assists	4	3	7
Games With 3+ Blocks	14	7	21
Games With 3+ Steals	2	1	3
Games With 3+ Three-Pointers	0	0	0

Association ... helped lead the Cardinals to their first NJCAA tournament appearance since 1999 while posting a 29-7 record ... attended Cincinnati during the 2011-12 academic year, playing a total of 25 minutes in three games, averaging 2.3 points and 1.7 rebounds ... suffered a broken hand in November 2011 and sat out the rest of the season ... later received a medical hardship for the year ... averaged 15 points and 10 rebounds as a senior at Whitehaven High School ... tabbed an all-conference selection, averaging 16.8 points, 7.8 rebounds, 2.2 blocks and 2.1 assists as a junior ... rated as a three-star recruit by Rivals.com and Scout.com.

Personal: Born March 10, 1993 in Memphis, Tennessee ... son of Jerrell Horne, a former basketball player at the University of Memphis (1993 & 1994) ... cousin of NBA player Monta Ellis (currently playing with the Indiana Pacers) ... guardian is Flossie Ellis ... has two sisters, Nissa and Dawn Ellis ... right-handed.

CAREER STATISTICS

			Total		3-Point		F-Throws		Rebounds										Scoring	
Season	gp-gs	min/avg	fg-fga	pct	fg-fga	pct	ft-fa	pct	off	def	tot	avg	pf	fo	ast	to	blk	stl	pts	avg
2011-12	3-0	25/8.3	2-5	.400	0-0	.000	3-4	.750	1	4	5	1.7	1	0	1	3	2	2	7	2.3
2014-15	34-34	975/28.7	122-219	.557	0-1	.000	93-135	.689	93	152	245	7.2	90	3	44	76	67	28	337	9.9
2015-16	32-31	815/25.5	116-212	.547	0-0	.000	87-137	.635	93	152	245	7.7	92	3	36	68	48	26	319	10.0
TOTAL	69-65	1815/26.3	240-436	.550	0-1	.000	183-276	.663	187	308	495	7.2	183	6	81	147	117	56	663	9.6



#2 OCTAVIUS ELLIS

FORWARD • 6-10 • 235 • SENIOR • 1L • MEMPHIS, TENN. (TRINITY VALLEY COLLEGE [TEXAS])

GAME-BY-GAME STATISTICS

2015-16 (SENIOR SEASON)

Opponent	Date	gs	min	Total		3-Pointers		Free throws		Rebounds			pf	a	t/o	blk	stl	pts	avg		
				fg/fga	pct	3fg/3fga	pct	ft/fta	pct	off	def	tot									
WESTERN CAROLINA	11/13/15	*	24	8-11	.727	0-0	.000	1-2	.500	4	6	10	2	1	3	2	4	17	17.0		
ROBERT MORRIS	11/15/15	*	19	4-5	.800	0-0	.000	2-3	.667	0	3	3	6.5	2	0	1	3	1	10	13.5	
at Bowling Green	11/18/15	*	21	2-6	.333	0-0	.000	0-1	.000	3	6	9	7.3	4	0	1	0	0	4	10.3	
ARKANSAS-PINE BLUFF	11/22/15	*	22	2-4	.500	0-0	.000	8-14	.571	2	3	5	6.8	1	1	2	2	2	12	10.8	
SE LOUISIANA	11/24/15	*	21	2-6	.333	0-0	.000	2-2	1.000	3	6	9	7.2	4	2	1	0	1	6	9.8	
vs Nebraska	11/27/15	*	24	4-9	.444	0-0	.000	4-8	.500	7	2	9	7.5	2	2	3	2	0	12	10.2	
vs George Washington	11/28/15	*	29	3-4	.750	0-0	.000	3-4	.750	1	6	7	7.4	0	0	2	0	0	9	10.0	
BUTLER	12/2/15	*	27	4-4	1.000	0-0	.000	8-10	.800	3	9	12	8.0	4	2	4	3	0	16	10.8	
MORGAN STATE	12/6/15	*	21	6-7	.857	0-0	.000	1-2	.500	1	4	5	7.7	1	1	2	2	1	13	11.0	
at Xavier	12/12/15	*	28	6-9	.667	0-0	.000	1-5	.200	2	4	6	7.5	2	2	5	2	1	13	11.2	
NORFOLK STATE	12/15/15	*	26	1-3	.333	0-0	.000	3-6	.500	3	8	11	7.8	1	5	1	3	2	5	10.6	
at VCU	12/19/15	*	20	0-3	.000	0-0	.000	4-6	.667	3	4	7	7.8	5	1	2	0	0	4	10.1	
IOWA STATE	12/22/15	*	27	4-6	.667	0-0	.000	1-2	.500	3	5	8	7.8	2	0	2	1	0	9	10.0	
TEMPLE	12/29/15	*	26	4-6	.667	0-0	.000	4-5	.800	3	4	7	7.7	3	0	0	0	1	12	10.1	
TULSA	12/16	*	16	2-3	.667	0-0	.000	2-3	.667	1	2	3	7.4	3	0	2	1	2	6	9.9	
at SMU	01/07/16	*	14	0-2	.000	0-0	.000	2-2	1.000	1	0	1	7.0	4	0	1	1	0	2	9.4	
at USF	1/10/16	*	24	4-7	.571	0-0	.000	2-3	.667	1	1	2	6.7	3	0	1	1	1	10	9.4	
HOUSTON	1/13/16	*	28	5-10	.500	0-0	.000	3-4	.750	8	5	13	7.1	4	2	1	1	1	13	9.6	
at Temple	01/16/16	*	33	4-7	.571	0-0	.000	6-6	1.000	3	6	9	7.2	5	0	3	3	0	14	9.8	
MEMPHIS	01/21/16	*	27	5-10	.500	0-0	.000	0-0	.000	2	1	3	7.0	4	0	2	2	2	10	9.9	
TULANE	01/24/16	*	13	3-5	.600	0-0	.000	2-2	1.000	0	3	3	6.8	2	1	2	0	0	8	9.8	
at UCONN	12/8/16	*	31	4-8	.500	0-0	.000	2-2	1.000	1	6	7	6.8	2	1	2	2	1	10	9.8	
USF	02/04/16	*	23	4-5	.800	0-0	.000	2-2	1.000	1	1	2	6.6	4	2	2	1	1	10	9.8	
at Memphis	2/6/16	*	23	4-8	.500	0-0	.000	0-0	.000	2	4	6	6.5	4	0	1	1	1	8	9.7	
at UCF	2/9/16	*	29	4-10	.400	0-0	.000	2-2	1.000	6	8	14	6.8	2	1	2	0	2	10	9.7	
EAST CAROLINA	2/13/16	*	28	7-9	.778	0-0	.000	2-4	.500	6	5	11	7.0	2	4	3	2	2	16	10.0	
at Tulsa	02/18/16	*	33	4-8	.500	0-0	.000	3-6	.500	4	5	9	7.1	4	2	4	2	0	11	10.0	
UCONN	2/20/16	*	28	2-7	.286	0-0	.000	3-8	.375	5	5	10	7.2	4	1	2	1	0	7	9.9	
at East Carolina	2/27/16	*	31	4-10	.400	0-0	.000	2-4	.500	2	12	14	7.4	1	2	4	3	0	10	9.9	
at Houston	3/3/16	*	27	2-3	.667	0-0	.000	7-10	.700	5	4	9	7.5	5	0	4	1	0	11	9.9	
SMU	03/06/16	*	27	3-6	.500	0-0	.000	2-2	1.000	2	9	11	7.6	3	0	0	3	0	8	9.9	
vs UCONN	3.11.16	*	45	5-11	.455	0-0	.000	3-7	.429	5	5	10	7.7	3	3	3	3	0	13	10.0	
Totals			31	815	116-212	.547	0-0	.000	87-137	.635	93	152	245	7.7	92	36	68	48	26	319	10.0

2014-15 (JUNIOR SEASON)

Opponent	Date	gs	min	Total		3-Pointers		Free throws		Rebounds			pf	a	t/o	blk	stl	pts	avg		
				fg	fga	3fg	3fga	ft	fta	off	def	tot								avg	
SAINT FRANCIS	11/14/14	*	32	5-8	.625	0-0	.000	3-5	.600	1	7	8	8.0	4	2	4	2	3	13	13.0	
MOREHEAD STATE	11/19/14	*	30	3-5	.600	0-0	.000	10-13	.769	3	4	7	7.5	4	0	1	3	0	16	14.5	
EASTERN ILLINOIS	11/23/14	*	32	3-6	.500	0-0	.000	1-2	.500	5	8	13	9.3	1	1	4	1	7	12	12.0	
N.C. CENTRAL	11/25/14	*	31	3-4	.750	0-0	.000	5-7	.714	4	4	8	9.0	4	2	2	2	0	11	11.8	
vs Middle Tennessee	11/28/14	*	28	1-3	.333	0-0	.000	1-3	.333	3	6	9	9.0	2	2	0	3	0	3	10.0	
vs Ole Miss	11/29/14	*	30	5-6	.833	0-0	.000	3-7	.429	4	3	7	8.7	3	0	2	3	0	13	10.5	
STONY BROOK	12/02/14	*	13	2-5	.400	0-0	.000	1-2	.500	1	2	3	7.9	2	1	1	1	0	5	9.7	
at Nebraska	12/13/14	*	33	2-4	.500	0-0	.000	2-5	.400	2	7	9	8.0	2	1	5	2	0	6	9.3	
SAN DIEGO STATE	12/17/14	*	40	3-5	.600	0-0	.000	2-2	1.000	5	4	9	8.1	4	1	4	4	2	8	9.1	
VCU	12/20/14	*	33	5-8	.625	0-0	.000	2-2	1.000	2	5	7	8.0	1	0	2	3	2	12	9.4	
WAGNER	12/23/14	*	22	4-5	.800	0-0	.000	2-2	1.000	0	1	1	7.4	2	3	1	3	0	10	9.5	
at NC State	12-30-14	*	26	3-5	.600	0-0	.000	5-6	.833	2	5	7	7.3	5	3	3	1	2	11	9.6	
SMU	01/03/15	*	33	6-7	.857	0-0	.000	0-0	.000	2	3	5	7.2	1	1	2	1	3	12	9.8	
EAST CAROLINA	01/06/15	*	28	4-9	.444	0-0	.000	4-4	1.000	4	5	9	7.3	0	1	2	3	0	12	9.9	
at UConn	1/10/15	*	30	3-6	.500	0-0	.000	1-1	1.000	2	4	6	7.2	3	1	4	6	1	7	9.7	
at Memphis	1/15/15	*	21	1-5	.200	0-0	.000	0-1	.000	0	3	3	6.9	5	1	3	1	0	2	9.3	
TEMPLE	01/17/15	*	26	3-8	.375	0-0	.000	7-7	1.000	2	3	5	6.8	2	2	3	1	1	13	9.5	
HOUSTON	01/21/15	*	33	3-3	1.000	0-0	.000	5-6	1.000	4	1	5	6.7	1	2	2	1	0	11	9.6	
at UCF	01/25/15	*	33	3-6	.500	0-0	.000	2-2	1.000	4	6	10	6.9	3	2	1	2	0	8	9.5	
UCONN	01/29/15	*	21	0-1	.000	0-0	.000	4-4	1.000	2	2	4	6.8	4	2	3	0	1	4	9.2	
at East Carolina	02/01/15	*	32	5-6	.833	0-0	.000	4-4	1.000	5	9	14	7.1	3	2	3	3	1	14	9.4	
at SMU	02/05/15	*	36	1-2	.500	0-0	.000	4-6	.667	3	4	7	7.1	2	2	1	4	0	6	9.3	
USF	02/07/15	*	29	4-7	.571	0-1	.000	0-2	.000	3	7	10	7.2	1	3	1	3	2	8	9.2	
at Temple	02/10/15	*	31	2-4	.500	0-0	.000	4-8	.500	2	4	6	7.2	4	1	4	1	2	8	9.2	
TULANE	02/14/15	*	33	7-12	.583	0-0	.000	1-2	.500	2	4	6	7.1	1	0	2	3	0	15	9.4	
XAVIER	02/18/15	*	29	5-11	.455	0-0	.000	1-2	.500	2	2	4	7.0	4	0	1	1	2	11	9.5	
at Houston	2/21/15	*	10	2-4	.500	0-0	.000	0-0	.000	0	1	1	6.8	1	1	1	0	0	4	9.3	
UCF	02/25/15	*	29	7-10	.700	0-0	.000	6-8	.750	3	5	8	6.8	2	3	0	1	2	20	9.6	
at Tulane	02/28/15	*	27	7-11	.636	0-0	.000	0-0	.000	3	7	10	6.9	4	2	1	0	0	14	9.8	
at Tulsa	03/04/15	*	33	2-6	.333	0-0	.000	3-4	.750	3	10	13	7.1	2	1	5	4	0	7	9.7	
MEMPHIS	03/08/15	*	33	6-7	.857	0-0	.000	7-9	.778	6	5	11	7.3	3	1	2	0	0	19	10.0	
vs UConn	3/13/15	*	33	5-10	.500	0-0	.000	1-4	.250	2	5	7	7.3	2	0	3	0	0	11	10.0	
vs Purdue	3/19/15	*	18	3-10	.300	0-0	.000	1-3	.333	2	1	3	7.1	3	0	4	1	2	7	9.9	
vs Kentucky	3/21/15	*	27	4-10	.400	0-0	.000	1-3	.333	5	5	10	7.2	5	0	2	0	1	9	9.9	
Totals			34	975	122-219	.557	0-1	.000	93-135	.689	93	152	245	7.2	90	44	76	67	28	337	9.9

2011-12 (FRESHMAN SEASON - RECEIVED MEDICAL HARDSHIP)

Opponent	Date	gs	min	Total		3-Pointers		Free throws		Rebounds			pf	a	t/o	blk
----------	------	----	-----	-------	--	------------	--	-------------	--	----------	--	--	----	---	-----	-----



#3 JUSTIN JENIFER

GUARD • 5-10 • 175 • FRESHMAN • HS • BALTIMORE, MD. (MILFORD MILL ACADEMY)

MOMENTS

» Scored 11 points and dished out nine assists in 16 minutes against Robert Morris (11/15/15)

2015-16 Season (Freshman): Tallied seven points to go with two assists in eight minutes vs. Tulsa (1/2) ... scored eight points with a pair of threes and two steals against Arkansas-Pine Bluff (11/22) ... posted a career-high 11 points and nine assists in 16 minutes vs. Robert Morris (11/15) ... tallied seven points and three rebounds in collegiate debut (11/13).

Prior to Cincinnati: Earned Baltimore Sun All-Metro second-team honors while averaging 17.3 points, 7.0 assists and 3.0 rebounds as a senior at Milford Mills Academy ... scored 30 or more points three times, including a 40-point effort during his final year, guiding the Millers to a 15-8 overall mark and an appearance at the regional finals ... tabbed a Gatorade Player of the Year nominee as a senior ... scored more than 1,000 points during his career ... helped his squad advance to the Maryland Class 3A state semifinals as a junior, averaging 18 points and 13 assists during the year ... claimed Baltimore Sun All-Metro first-team honors and was tabbed co-Baltimore County Player of the Year while posting double figures in every game and registered 12 double-doubles as a junior ... saw his team post a 26-2 record and win the state championship as a sophomore, tallying 17 points, seven assists and seven rebounds in the title game ... earned Baltimore Sun All-Metro second-team accolades as a sophomore ... named most valuable player at the 2013 Mary Kline Classic, posting 23 points and 10 assists.

Personal: Born December 4, 1995 in Baltimore, Maryland ... son of Kisha Hull and Howard Jenifer ... has one sister, Raeshawnda ... left-handed.

SEASON & CAREER STATISTICS

2015-16 SEASON

2015-16 SEASON		CAREER
11 vs. Robert Morris, 11/15/15	Pts	11 vs. Robert Morris, 11/15/15
6, 4x (last vs. Tulane, 1/24/16)	FG Atts	6, 4x (last vs. Tulane, 1/24/16)
3, 3x (last vs. Ark.-Pine Bluff, 11/22/15)	FG Made	3, 3x (last vs. Ark.-Pine Bluff, 11/22/15)
4, 2x (last vs. Tulane, 1/24/16)	3PT-FG Atts	4, 2x (last vs. Tulane, 1/24/16)
2 vs. Ark.-Pine Bluff, 11/22/15	3PT-FG Made	2 vs. Ark.-Pine Bluff, 11/22/15
6 vs. Robert Morris, 11/15/15	FT Atts	6 vs. Robert Morris, 11/15/15
6 vs. Robert Morris, 11/15/15	FT Made	6 vs. Robert Morris, 11/15/15
3 vs. Western Carolina, 11/13/15	Rebs	3 vs. Western Carolina, 11/13/15
9 vs. Robert Morris, 11/15/15	Assts	9 vs. Robert Morris, 11/15/15
3, 2x (last vs. USF, 2/4/16)	Stls	3, 2x (last vs. USF, 2/4/16)
0	Blks	0
19, 2x (last vs. Ark.-Pine Bluff, 11/22/15)	Mins	19, 2x (last vs. Ark.-Pine Bluff, 11/22/15)

MISCELLANEOUS STATISTICS

CATEGORY	2015-16	CAREER
Double-Figure Scoring Games	1	1
Double-Figure Rebounding Games	0	0
Double-Double Games	0	0
20-Point Scoring Games	0	0
Games Led UC in Scoring	0	0
Games Led UC in Rebounding	0	0
Games Led UC in Assists	1	1
Games With 3+ Assists	3	3
Games With 3+ Blocks	0	0
Games With 3+ Steals	2	2
Games With 3+ Three-Pointers	0	0

GAME-BY-GAME STATISTICS

2015-16 (FRESHMAN SEASON)

Opponent	Date	gs	min	fg-fga	pct	3fg-fga	pct	ft-fa	pct	off	def	tot	avg	pf	a	to	blk	stl	pts	avg
WESTERN CAROLINA	11/13/15	13	3-5	.600	1-2	.500	0-0	.000	0	3	3	3.0	2	0	3	0	0	0	7	7.0
ROBERT MORRIS	11/15/15	16	2-2	1.000	1-1	1.000	6-6	1.000	0	2	2	2.5	1	9	1	0	1	11	9.0	
at Bowling Green	11/18/15	19	3-6	.500	1-3	.333	0-2	.000	0	1	1	2.0	1	2	1	0	3	7	8.3	
ARKANSAS-PINE BLUFF	11/22/15	19	3-6	.500	2-4	.500	0-0	.000	0	1	1	1.8	3	2	2	0	2	8	8.3	
SE LOUISIANA	11/24/15	7	1-1	1.000	1-1	1.000	0-0	.000	0	0	0	1.4	0	1	1	0	0	3	7.2	
vs Nebraska	11/27/15	11	0-2	.000	0-1	.000	0-0	.000	0	0	0	1.2	1	2	1	0	0	0	6.0	
vs George Washington	11/28/15	7	0-2	.000	0-1	.000	0-0	.000	0	2	2	1.3	1	1	1	0	0	0	5.1	
BUTLER	12/2/15	5	0-1	.000	0-1	.000	1-2	.500	0	0	0	1.1	0	1	1	0	1	1	4.6	
MORGAN STATE	12/6/15	13	2-6	.333	0-2	.000	2-3	.667	0	0	0	1.0	2	3	0	0	2	6	4.8	
at Xavier	12/12/15	4	0-1	.000	0-1	.000	0-0	.000	0	0	0	0.9	0	1	0	0	0	0	4.3	
NORFOLK STATE	12/15/15	13	1-3	.333	1-2	.500	0-0	.000	0	1	1	0.9	1	0	1	0	0	3	4.2	
at VCU	12/19/15	3	0-2	.000	0-0	.000	0-0	.000	0	0	0	0.8	0	1	0	0	0	0	3.8	
IOWA STATE	12/22/15	2	0-1	.000	0-1	.000	0-0	.000	0	0	0	0.8	0	1	0	0	0	0	3.5	
TEMPLE	12/29/15	4	1-1	1.000	0-0	.000	0-0	.000	0	0	0	0.7	0	0	0	0	0	2	3.4	
TULSA	1/2/16	8	2-3	.667	1-1	1.000	2-2	1.000	0	0	0	0.7	1	2	0	0	0	7	3.7	
at USF	1/10/16	9	0-1	.000	0-0	.000	0-0	.000	0	0	0	0.6	1	1	0	0	0	0	3.4	
HOUSTON	1/13/16	7	1-1	1.000	0-0	.000	0-0	.000	0	1	1	0.6	0	0	0	0	1	2	3.4	
at Temple	01/16/16	2	0-0	.000	0-0	.000	0-0	.000	0	1	1	0.7	0	0	2	0	0	0	3.2	
TULANE	01/24/16	18	2-6	.333	2-4	.500	0-0	.000	1	1	2	0.7	0	2	1	0	0	6	3.3	
USF	02/04/16	11	0-2	.000	0-1	.000	2-2	1.000	0	1	1	0.8	1	1	0	0	3	2	3.3	
at Memphis	2/6/16	1	0-0	.000	0-0	.000	0-0	.000	0	0	0	0.7	0	0	1	0	0	0	3.1	
at UCF	2/9/16	3	0-2	.000	0-2	.000	0-0	.000	1	0	1	0.7	0	0	0	0	0	0	3.0	
EAST CAROLINA	2/13/16	4	0-1	.000	0-1	.000	0-0	.000	0	0	0	0.7	0	0	0	0	0	0	2.8	
at Tulsa	02/18/16	6	0-0	.000	0-0	.000	0-0	.000	0	1	1	0.7	0	1	0	0	0	0	2.7	
UCONN	2/20/16	3	0-1	.000	0-0	.000	0-0	.000	0	1	1	0.7	1	0	0	0	0	0	2.6	
at East Carolina	2/27/16	11	0-0	.000	0-0	.000	0-0	.000	0	0	0	0.7	1	3	1	0	1	0	2.5	
at Houston	3/3/16	13	0-2	.000	0-1	.000	1-3	.333	0	0	0	0.7	1	0	0	0	1	0	2.4	
Totals		0	232	21-58	.362	10-30	.333	14-20	.700	2	16	18	0.7	18	34	17	0	14	66	2.4

CAREER STATISTICS

Season	gp-gs	min/avg	Total fg-fga	pct	3-Point fg-fga	pct	F-Throws ft-fa	pct	Rebounds off	def	tot	avg	pf	fo	ast	to	blk	stl	Scoring pts	avg
2015-16	27-0	232/8.6	21-58	.362	10-30	.333	14-20	.700	2	16	18	0.7	18	0	34	17	0	14	66	2.4
TOTAL	27-0	232/8.6	21-58	.362	10-30	.333	14-20	.700	2	16	18	0.7	18	0	34	17	0	14	66	2.4



#10 TROY CAUPAIN

GUARD • 6-4 • 205 • JUNIOR • 2L • MIDLOTHIAN, VA. (COSBY HIGH SCHOOL)



FIRST TEAM ALL-CONFERENCE

AWARDS

- » First Team American Athletic Conference (2015-16)
- » American Championship All-Tournament Team (2016)
- » Barclays Center Classic All-Tourney Team (2015)
- » American Athletic Conference Player of the Week (11/30/15 & 3/7/16)
- » Honorable Mention American Athletic Conference All-Conference (2014-15)
- » American Athletic Conference Weekly Honor Roll (1/19/14 & 1/26/15)

MOMENTS

- » Scored a career-high 37 points to go with 10 rebounds and five assists with no turnovers in 56 minutes in the four-overtime thriller against UConn (3/11/16)
- » Converted a three-point play and two free throws late to help secure a 61-56 win over George Washington in the championship game of the Barclays Center Classic (11/28/15)
- » Made a layup as time expired, forcing overtime in Cincinnati's 66-65 win over Purdue in the second round of the 2015 NCAA Tournament

2015-16 Season (Junior): Named first team all-conference by coaches in The American ... scored a career-high 37 points with 10 rebounds and five assists with no turnovers in 56 minutes in the four overtime thriller against UConn (3/11) in the quarterfinals of the American Championship ... named conference player of the week (3/7) after averaging 16.5 points and 5.0 rebounds in final week of the regular season ... scored a career-high 27 points on 9-of-14 shooting with four threes and four assists at East Carolina (2/27) ... posted 10 points and eight assists against UConn (2/20) ... tallied 15 points and a career-high nine rebounds at Tulsa (2/18), highlighted by a layup with 1 second left that sent the game into overtime ... registered his first career double-double with a game-high 18 points and career-high 10 assists against USF (2/4) ... handed out nine assists without a turnover against Tulane (1/24) ... poured in 5 points on 9-of-16 shooting, making four free throws in the final 1:08 in win over Memphis (1/21) ... scored 19 points on 7-of-16 shooting with seven assists against Temple (12/29/15) ... named to the Barclays Center Classic All-Tournament Team after averaging 16.5 points and hitting six threes in two games in Brooklyn ... scored 15 points with a pair of threes, four assists and two steals against SE Louisiana (11/24) ... handed out nine assists with one turnover to go with three steals vs. Robert Morris (11/15).

2014-15 Season (Sophomore): Started 33 of 34 games, averaging 9.6 points, 3.6 rebounds and a team-high 3.6 assists in a team-best 31.3 minutes ... named American Athletic Conference Honorable Mention All-Conference by the league's coaches ... named twice to The American Weekly Honor Roll (1/19 and 1/26) ... scored in double figures in 17 games ... led the Bearcats in assists in 22 of 34 games ... ranked among the league leaders in free-throw percentage (sixth at .788), assist-to-turnover ratio (sixth at 1.7-to-1), assists (10th at 3.6), steals (12th at 1.2) and field goal percentage (15th at .444) ... listed among The American leaders in three-point field goal percentage (first at .465) and field goal percentage (10th at .491) during league play ... scored a career-high 20 points on 8-of-9 shooting from the field against UConn (1/29) ... had 14 points with a trio of threes at No. 23 SMU (2/5) ... forced overtime with a running layup at the buzzer at the end of regulation in UC's 66-65 NCAA tournament second-round win over Purdue (3/19), finishing with 10 points in 38 minutes ... handed out a season-high seven assists without a turnover against Temple (1/17) ... dished out at least one assist in 33 of 34 games ... made 23 consecutive free throws dating back to VCU (12/20) until missing his first attempt against UCF (1/25) ... member of UC's Student-Athlete Advisory Board.

2013-14 Season (Freshman): Played in all 34 games without a start, averaging 5.4 points, 2.3 rebounds and 2.2 assists in 19.1 minutes ... ranked second on the team in free-throw shooting (78.4 percent) and assists (76) and third in three-point shooting (32.8 percent) ... produced a 2.04-to-1 assist-to-turnover ratio during conference play ... handed out a season-high nine assists with only two turnovers at

SEASON & CAREER STATISTICS

2015-16 SEASON

		CAREER
37 vs. UConn, 3/11/16	Pts	37 vs. UConn, 3/11/16
30 vs. UConn, 3/11/16	FG Atts	30 vs. UConn, 3/11/16
11 vs. UConn, 3/11/16	FG Made	11 vs. UConn, 3/11/16
9, 2x (last vs. UConn, 3/11/16)	3PT-FG Atts	9, 2x (last vs. UConn, 3/11/16)
4, 5x (last vs. UConn, 3/11/16)	3PT-FG Made	4, 5x (last vs. UConn, 3/11/16)
12 vs. UConn, 3/11/16	FT Atts	12 vs. UConn, 3/11/16
11 vs. UConn, 3/11/16	FT Made	11 vs. UConn, 3/11/16
10 vs. UConn, 3/11/16	Rebs	10 vs. UConn, 3/11/16
10 vs. USF, 2/4/16	Assts	10 vs. USF, 2/4/16
5 at UCF, 2/9/16	Stls	5, 2x (last at UCF, 2/9/16)
2 vs. USF, 2/4/16	Blks	2, 2x (last vs. USF, 2/4/16)
56 vs. UConn, 3/11/16	Mins	56 vs. UConn, 3/11/16

MISCELLANEOUS STATISTICS

CATEGORY	2013-14	2014-15	2015-16	CAREER
Double-Figure Scoring Games	5	17	20	42
Double-Figure Rebounding Games	0	0	1	1
Double-Double Games	0	0	2	2
20-Point Scoring Games	0	1	3	4
Games Led UC in Scoring	1	9	15	25
Games Led UC in Rebounding	1	0	0	1
Games Led UC in Assists	9	22	28	59
Games With 3+ Assists	11	22	26	59
Games With 3+ Blocks	0	0	0	0
Games With 3+ Steals	1	3	4	8
Games With 3+ Three-Pointers	1	2	7	10

Temple (1/26) ... dished out six assists with no turnovers at UCF (2/19) ... tallied a season-high 15 points with a trio of three-pointers and 6-of-6 shooting from the free-throw line against USC Upstate (12/3) ... scored 14 points on 5-of-6 shooting with two three-pointers against Rutgers (1/11) ... grabbed a season-best six rebounds at USF (1/18) ... scored in double figures five times and led the Bearcats in assists in nine games ... handed out three or more assists in 11 games.

Prior to Cincinnati: Played three seasons at Cosby High School in Midlothian, Virginia, where he finished as the school's leader in career rebounds (347) and assists (230) while ranking second in career points (1,449) ... averaged 26.0 points, 15.1 rebounds and 3.5 assists during his senior season, helping the Titans to a 26-6 record and a district championship ... scored a career-high 48 points against Matoaca High School as a senior ... named a two-time Dominican District player of the year ... tabbed the Central Region player of the year and earned first team all-state honors ... named a Top 50 shooting guard by 247Sports.com ... coached by Ron Carr.

Personal: Born Nov. 29, 1995 in New York, New York ... son of Renee and Troy Caupain Sr. ... right-handed ... last name pronounced "co-PAIN."

CAREER STATISTICS

Season	gp-gs	min/avg	Total		3-Point		F-Throws		Rebounds				Scoring						
			fg-fga	pct	fg-fga	pct	ft-fga	pct	off	def	tot	avg	pts	fg	ast	to	blk	stl	avg
2013-14	34-0	649/19.1	54-142	.380	19-58	.328	58-74	.784	13	66	79	2.3	185	0	76	42	2	31	5.4
2014-15	34-33	1065/31.3	107-241	.444	31-76	.408	82-104	.788	17	105	122	3.6	327	1	121	72	6	41	9.6
2015-16	32-32	1068/33.4	140-373	.375	54-168	.321	88-111	.793	16	102	118	3.7	422	0	155	58	13	37	13.2
TOTAL	100-65	2782/27.8	301-756	.398	104-302	.344	228-289	.789	46	273	319	3.2	934	1	352	172	21	109	9.3



#10 TROY CAUPAIN

GUARD • 6-4 • 205 • JUNIOR • 2L • MIDLOTHIAN, VA. (COSBY HIGH SCHOOL)

GAME-BY-GAME STATISTICS

2015-16 (JUNIOR SEASON)

Opponent	Date	gs	min	Total		3-Pointers		Free throws		Rebounds							
				fg-fga	pct	3fg-fga	pct	ft-fa	pct	off	def	tot	avg	pf	a	t/o	bk stl pts avg
WESTERN CAROLINA	11/13/15	*	27	2-2	1.000	0-0	.000	2-4	.500	0	3	3	3.0	0	3	0	2 6 6.0
ROBERT MORRIS	11/15/15	*	24	1-3	.333	1-3	.333	3-4	.750	0	2	2	2.5	2	9	1	0 3 6 6.0
at Bowling Green	11/18/15	*	18	3-7	.429	1-4	.250	0-0	.000	0	4	4	3.0	4	4	1	0 2 7 6.3
ARKANSAS-PINE BLUFF	11/22/15	*	21	2-4	.500	1-3	.333	2-2	1.000	0	1	1	2.5	0	4	0	0 1 7 6.5
SE LOUISIANA	11/24/15	*	34	5-11	.455	2-7	.286	3-5	.600	0	2	2	2.4	0	4	0	1 2 15 8.2
vs Nebraska	11/27/15	*	29	5-11	.455	4-8	.500	3-4	.750	0	3	3	2.5	2	1	0	1 0 17 9.7
vs George Washington	11/28/15	*	33	5-14	.357	2-6	.333	4-4	1.000	0	2	2	2.4	1	2	1	2 16 10.6
BUTLER	12/2/15	*	33	4-8	.500	2-4	.500	2-3	.667	0	3	3	2.5	3	6	3	0 0 12 10.8
MORGAN STATE	12/6/15	*	34	3-14	.214	0-8	.000	0-0	.000	0	5	5	2.8	0	5	0	0 0 6 10.2
at Xavier	12/12/15	*	36	3-10	.300	2-9	.222	2-2	1.000	0	3	3	2.8	0	6	2	0 0 10 10.2
NORFOLK STATE	12/15/15	*	32	1-5	.200	1-3	.333	2-4	.500	0	4	4	2.9	0	6	1	1 2 5 9.7
at VCU	12/19/15	*	37	5-11	.455	1-3	.333	4-4	1.000	0	2	2	2.8	1	4	2	0 0 15 10.2
IOWA STATE	12/22/15	*	34	6-14	.429	1-4	.250	5-6	.833	1	4	5	3.0	1	4	1	0 0 18 10.8
TEMPLE	12/29/15	*	36	7-16	.438	1-4	.250	4-4	1.000	1	2	3	3.0	3	7	2	0 1 19 11.4
TULSA	12/12/16	*	31	3-9	.333	2-4	.500	0-0	.000	1	2	3	3.0	2	7	3	1 0 8 11.1
at SMU	01/07/16	*	37	4-14	.286	1-4	.250	0-0	.000	0	1	1	2.9	2	4	2	1 2 9 11.0
at USF	11/10/16	*	31	5-14	.357	4-9	.444	0-0	.000	1	5	6	3.1	2	2	3	0 3 14 11.2
HOUSTON	11/13/16	*	32	0-10	.000	0-4	.000	1-2	.500	1	3	4	3.1	1	5	3	1 0 1 10.6
at Temple	01/16/16	*	31	5-15	.333	0-3	.000	4-6	.667	1	3	4	3.2	3	1	3	0 0 14 10.8
MEMPHIS	01/21/16	*	36	9-16	.563	1-2	.500	6-6	1.000	0	3	3	3.2	0	4	3	0 2 25 11.5
TULANE	01/24/16	*	22	3-5	.600	2-3	.667	0-1	.000	0	1	1	3.0	1	9	0	0 0 8 11.3
at UCONN	12/8/16	*	36	3-11	.273	2-5	.400	0-0	.000	1	3	4	3.1	2	0	4	1 2 8 11.2
USF	02/04/16	*	29	6-11	.545	4-7	.571	2-2	1.000	0	4	4	3.1	1	10	3	2 1 18 11.5
at Memphis	2/6/16	*	39	6-12	.500	3-8	.375	2-3	.667	1	4	5	3.2	1	6	2	0 1 17 11.7
at UCF	2/9/16	*	37	1-11	.091	0-3	.000	5-6	.833	0	4	4	3.2	3	5	3	0 5 7 11.5
EAST CAROLINA	2/13/16	*	36	4-12	.333	2-8	.250	2-3	.667	0	5	5	3.3	1	6	0	0 2 12 11.5
at Tulsa	02/18/16	*	39	5-14	.357	2-8	.250	3-5	.600	1	8	9	3.5	2	4	3	0 1 15 11.7
UCONN	2/20/16	*	37	2-8	.250	1-4	.250	5-6	.833	0	2	2	3.5	0	8	1	1 0 10 11.6
at East Carolina	2/27/16	*	38	9-14	.643	4-7	.571	5-5	1.000	1	2	3	3.4	3	4	1	1 0 27 12.1
at Houston	3/3/16	*	37	8-18	.444	3-8	.375	0-0	.000	1	2	3	3.4	1	5	3	0 0 19 12.4
SMU	03/06/16	*	36	4-19	.211	0-6	.000	6-8	.750	1	4	5	3.5	1	5	3	0 0 14 12.4
vs UCONN	3/11/16	*	56	11-30	.367	4-9	.444	11-12	.917	4	6	10	3.7	3	5	0	1 3 37 13.2
Totals			32	1068	140-373	.375	54-168	.321	88-111	.793	16	102	118	3.7	46	155	58 13 37 422 13.2

2014-15 (SOPHOMORE SEASON)

Opponent	Date	gs	min	Total		3-Pointers		Free throws		Rebounds							
				fg-fga	pct	3fg-fga	pct	ft-fa	pct	off	def	tot	avg	pf	a	t/o	bk stl pts avg
SAINT FRANCIS	11/14/14	*	27	2-2	1.000	0-0	.000	4-4	1.000	0	2	2	2.0	3	4	3	1 1 8 8.0
MOREHEAD STATE	11/19/14	*	31	2-7	.286	1-2	.500	8-11	.727	1	4	5	3.5	1	6	1	0 0 13 10.5
EASTERN ILLINOIS	11/23/14	*	36	8-13	.615	1-2	.500	0-0	.000	0	6	6	4.3	1	1	4	0 0 17 12.7
N.C. CENTRAL	11/25/14	*	27	1-7	.143	0-3	.000	2-2	1.000	0	2	2	3.8	1	0	0	0 1 4 10.5
vs Middle Tennessee	11/28/14	*	24	3-6	.500	1-3	.333	4-5	.800	0	2	2	3.4	1	1	1	0 1 11 10.6
vs Ole Miss	11/29/14	*	23	1-6	.167	1-3	.333	0-0	.000	2	2	4	3.5	2	1	5	0 0 3 9.3
STONY BROOK	12/02/14	*	26	3-5	.600	2-4	.500	2-2	1.000	0	3	3	3.4	1	6	1	0 0 10 9.4
at Nebraska	12/13/14	*	45	5-13	.385	0-1	.000	3-3	1.000	2	2	4	3.5	2	6	2	0 5 13 9.9
SAN DIEGO STATE	12/17/14	*	30	3-9	.333	0-1	.000	6-9	.667	1	3	4	3.6	0	4	2	0 2 12 10.1
VCU	12/20/14	*	36	0-5	.000	0-2	.000	2-2	1.000	0	6	6	3.8	0	6	3	0 0 2 9.3
WAGNER	12/23/14	*	19	2-4	.500	0-0	.000	2-2	1.000	0	3	3	3.7	3	3	4	1 1 6 9.0
at NC State	12-30-14	*	32	5-8	.625	1-1	1.000	2-2	1.000	1	3	4	3.8	4	2	2	0 2 13 9.3
SMU	01/03/15	*	32	1-3	.333	1-3	.333	4-4	1.000	1	3	4	3.8	2	4	3	0 1 7 9.2
EAST CAROLINA	01/06/15	*	30	4-6	.667	2-3	.667	0-0	.000	0	4	4	3.8	0	6	2	0 1 10 9.2
at UConn	1/10/15	*	34	6-15	.400	2-6	.333	0-0	.000	2	3	5	3.9	2	3	0	0 3 14 9.5
at Memphis	1/15/15	*	32	4-8	.500	1-2	.500	5-5	1.000	1	2	3	3.8	2	3	3	0 1 14 9.8
TEMPLE	01/17/15	*	32	2-5	.400	1-1	1.000	4-4	1.000	0	0	0	3.6	0	7	0	0 1 9 9.8
HOUSTON	01/21/15	*	35	4-6	.667	3-5	.600	2-2	1.000	0	3	3	3.6	2	6	3	0 3 13 9.9
at UCF	01/25/15	*	35	3-7	.429	0-2	.000	3-4	.750	0	3	3	3.5	1	2	2	0 3 9 9.9
UCONN	01/29/15	*	34	8-9	.889	1-2	.500	3-4	.750	0	4	4	3.6	3	2	3	2 1 20 10.4
at East Carolina	02/01/15	*	25	1-6	.167	0-3	.000	2-2	1.000	2	4	6	3.7	0	2	1	0 1 4 10.1
at SMU	02/05/15	*	36	4-6	.667	3-3	1.000	3-5	.600	0	4	4	3.7	2	4	2	0 1 14 10.3
USF	02/07/15	*	27	2-6	.333	0-2	.000	4-6	.667	0	3	3	3.7	4	1	4	0 1 8 10.2
at Temple	02/10/15	*	28	4-6	.667	2-2	1.000	0-0	.000	0	2	2	3.6	0	3	3	0 0 10 10.2
TULANE	02/14/15	*	30	2-4	.500	0-0	.000	1-2	.500	0	0	0	3.4	1	2	3	1 1 5 10.0
XAVIER	02/18/15	*	35	3-5	.600	1-3	.333	2-2	1.000	1	5	6	3.5	1	4	0	0 2 9 9.9
at Houston	2/21/15	*	21	1-7	.143	0-1	.000	3-4	.750	0	3	3	3.5	3	4	1	0 1 5 9.7
UCF	02/25/15	*	33	4-6	.667	2-2	1.000	0-3	.000	1	2	3	3.5	0	6	3	1 1 10 9.8
at Tulane	02/28/15	*	32	1-3	.333	1-2	.500	0-0	.000	0	5	5	3.6	0	4	1	0 1 3 9.5
at Tulsa	03/04/15	*	33	4-6	.667	1-2	.500	3-4	.750	0	6	6	3.6	2	2	0	0 1 12 9.6
MEMPHIS	03/08/15	*	35	2-7	.286	0-2	.000	0-0	.000	0	2	2	3.6	2	6	3	0 0 4 9.4
vs UConn	3/13/15	*	34	4-8	.500	3-4	.750	1-2	.500	0	4	4	3.6	1	2	2	0 1 12 9.5
vs Purdue	3/19/15	*	38	4-10	.400	0-0	.000	2-4	.500	1	2	3	3.6	2	4	2	0 2 10 9.5
vs Kentucky	3/21/15	*	38	4-17	.235	0-4	.000	5-5	1.000	1	3	4	3.6	1	4	3	0 1 13 9.6
Totals			33	1065	107-241	.444	31-76	.408	82-104	.788	17	105	122	3.6	49	121	72 6 41 327 9.6

2013-14 (FRESHMAN SEASON)

Opponent	Date	gs	min	Total		3-Pointers		Free throws		Rebounds							
				fg-fga	pct	3fg-fga	pct	ft-fa	pct	off	def	tot	avg	pf	a	t/o	bk stl pts avg
NORTH CAROLINA CENT	11/08/13		13	0-3	.000	0-1	.000	2-2	1.000	0	2	2	2.0	0	2	1	0 0 2 2.0
NC STATE	11/12/13		19	0-3	.000	0-0	.000	5-6	.833	1	3	4	3.0	3	0	1	0 0 5 3.5
APPALACHIAN ST.	11/16/13		26	5-6	.833	0-1	.000	3-3	1.000	1	3	4	3.3	2	4	2	0 1 13 6.7
CAMPBELL	11/20/13		14	0-2	.000	0-0	.000	1-2	.500	0	1	1	2.8	0	1	0	0 1 1 5.3
UMASS LOWELL	11/26/13		20	1-4	.250	0-1	.000	5-7	.714	2	1	3	2.8	1	1	2	0 0 7 5.6
KENNESAW ST.	11/29/13		19	2-4	.500	0-0	.000	2-2	1.000	2	1	3	2.8	1	2	2	1 2 6 5.7



#11 GARY CLARK

FORWARD • 6-8 • 235 • SOPHOMORE • 1L • CLAYTON, N.C. (CLAYTON HIGH SCHOOL)

AWARDS

- » Defensive Player of the Year American Athletic Conference (2015-16)
- » Second Team American Athletic Conference (2015-16)
- » All-Rookie Team American Athletic Conference (2014-15)
- » American Athletic Conference Rookie of the Week (12/8/14)
- » American Athletic Conference Weekly Honor Roll (2/23/15, 2/1/16, 2/22/16)

MOMENTS

- » Converted a three-point play with 12.1 seconds left in 58-57 win at UConn (1/28/16)
- » Finished 2014-15 as the only freshman in The American to rank among the top 10 league leaders for rebounds (third at 7.2), field goal percentage (sixth at .524) and blocks (sixth at 1.3)
- » Ranked second in The American in rebounding among freshmen in 2014-15
- » Set Cincinnati's freshman single-game record, pulling down 16 rebounds against East Carolina (1/6/15)

2015-16 (Sophomore): Named second team all conference by coaches in The American ... posted a double-double with 12 points and a game-high 12 rebounds in 48 minutes in the four overtime thriller vs. UConn (3/11) in the quarterfinals of the American Championship ... registered double-double with 13 points and 11 rebounds against UConn (2/20) ... posted a team-high 18 points, nine rebounds and a pair of threes at Tulsa (2/18) ... registered a double-double with 15 points and 12 rebounds against East Carolina (2/13) ... earned a double-double with 15 points and 14 rebounds at Memphis (2/6) ... notched a double-double with 16 points and 13 rebounds against USF (2/4) ... posted 13 points, six rebounds and four blocks and converted a conventional three-point play with 11 seconds left to lift the Bearcats to a 58-57 win at UConn (1/28) ... registered 12 points and 14 rebounds at Temple (1/16) ... posted a double-double with 13 points and 11 rebounds and a career-high five steals at SMU (1/7) ... registered 19 points on 9-of-11 shooting with seven rebounds against Norfolk State (12/15/15) ... tallied a double-double with 13 points and 14 rebounds to go with five assists against Morgan State (12/6) ... poured in a career-high 21 points on 9 of 10 shooting with eight rebounds and three blocks in the season opener (11/13).

2014-15 (Freshman): Started all 34 games, averaging 7.8 points, 7.2 rebounds, 1.7 assists and 1.3 blocks in 27.8 minutes ... named to the American Athletic Conference All-Rookie Team by the league's coaches ... tabbed The American's Rookie of the Week (12/8) and chosen to league's weekly honor roll (2/23) ... grabbed 246 rebounds on the season, second most in school history by a freshman (Danny Fortson 258 in 1995) ... finished as the only freshman in The American to rank among the top 10 league leaders for rebounds (third at 7.2), field goal percentage (sixth at .524) and blocks (sixth at 1.3) ... finished second in The American in rebounding among freshmen (UConn's Daniel Hamilton [7.6]) ... ranked second in the league for offensive rebounds (2.8) and tied for fourth in defensive rebounds (4.5) ... led UC in rebounding in 15 games on the season, grabbing 10 or more boards seven times ... posted five or more rebounds in 28 of 34 games ... set a UC freshman record pulling down 16 rebounds to go with eight points, a season-best four blocks and a season-high four steals against East Carolina (1/6) ... scored in double figures in 11 games ... registered three double-doubles with 12 points and a game-high 10 rebounds against UConn (1/29), 12 points and a game-high 12 rebounds against Ole Miss (11/29) and 11 points and a game-high 14 rebounds at Houston (2/21) ... tallied a season-high 14 points on 7-of-11 shooting to go with seven rebounds against Xavier (2/18) ... selected to the Emerald Coast Classic All-Tournament Team ... became the first true freshman to start a season opener since Lance Stephenson (2009-10 season).

Prior to Cincinnati: Averaged 26 points, seven rebounds and four assists as a senior at Clayton High School in Clayton, North Carolina ... finished his career as the school's all-time leader in points, rebounds and blocks ... tabbed a four-star recruit by Rivals, ESPN and 247 Sports ... praised on one of the nation's top 100 prospects by ESPN and Rivals ... named Greater Neuse River Conference Player of the Year as a junior



DEFENSIVE PLAYER OF THE YEAR



SECOND TEAM ALL-CONFERENCE

SEASON & CAREER STATISTICS

2015-16 SEASON			CAREER		
21 vs. Western Carolina, 11/13/15	Pts	21 vs. Western Carolina, 11/13/15	14 at Tulsa, 2/18/16	FG Atts	14 at Tulsa, 2/18/16
14 at Tulsa, 2/18/16	FG Atts	9, 2x (last vs. Norfolk State, 12/15/15)	FG Made	9, 2x (last vs. Norfolk State, 12/15/15)	4 at Tulsa, 2/18/16
4 at Tulsa, 2/18/16	3PT-FG Atts	2, 2x (last at Tulsa, 2/18/16)	3PT-FG Made	2, 2x (last at Tulsa, 2/18/16)	8, 4x (last vs. UConn, 3/11/16)
2, 2x (last at Tulsa, 2/18/16)	FT Atts	7, 2x (last vs. SMU, 3/6/16)	FT Made	7, 2x (last vs. SMU, 3/6/16)	16 vs. East Carolina, 1/6/15
8, 4x (last vs. UConn, 3/11/16)	Rebs	6 vs. Houston, 1/13/16	Assts	6 vs. Houston, 1/13/16	5 at SMU, 1/7/16
7, 2x (last vs. SMU, 3/6/16)	Stls	4, 4x (last at UCF, 2/9/16)	Blks	4, 6x (last at UCF, 2/9/16)	48 vs. UConn, 3/11/16
14, 4x (last at Memphis, 2/6/16)	Mins				

MISCELLANEOUS STATISTICS

CATEGORY	2014-15	2015-16	CAREER
Double-Figure Scoring Games	11	19	30
Double-Figure Rebounding Games	7	14	21
Double-Double Games	3	8	11
20-Point Scoring Games	0	1	1
Games Led UC in Scoring	2	5	7
Games Led UC in Rebounding	15	17	32
Games Led UC in Assists	6	4	10
Games With 3+ Assists	5	11	16
Games With 3+ Blocks	4	5	9
Games With 3+ Steals	3	4	7
Games With 3+ Three-Pointers	0	0	0

and senior ... became the first player in the state of North Carolina to record a quadruple double with 22 points, 21 rebounds, 15 blocked shots and 10 assists against West Johnston during his senior season ... poured in 40 points and grabbed 12 rebounds against East Wake on Jan. 11, 2014, the same day he was left off the list of nominees for the McDonald's All-America game ... averaged 24 points, 14 rebounds and four blocks while leading the Comets to the 2013 4A Eastern Regional semifinals as a junior ... averaged nearly 32 points in the playoffs while earning Associate Press All-State accolades.

Personal: Born Nov. 16, 1994 in Smithfield, North Carolina ... son of Tammy McKey and Gary Clark Sr. ... has one brother, Jeremiah and two sisters, Azia and Tanija ... right-handed.

CAREER STATISTICS

Season	gp-gs	min/avg	Total		3-Point		F-Throws		Rebounds				Scoring			
			fg-fga	pct	fg-fga	pct	ft-fga	pct	off	def	tot	avg	pts	avg	pf	fo
2014-15	34-34	945/27.8	110-210	.524	0-5	.000	45-72	.625	94	152	246	7.2	54	0	57	38
2015-16	32-31	983/30.7	125-240	.521	13-25	.520	79-115	.687	113	175	288	9.0	75	0	69	42
TOTAL	66-65	1928/29.2	235-450	.522	13-30	.433	124-187	.663	207	327	534	8.1	129	0	126	80



#11 GARY CLARK

FORWARD • 6-8 • 235 • SOPHOMORE • 1L • CLAYTON, N.C. (CLAYTON HIGH SCHOOL)

GAME-BY-GAME STATISTICS

2015-16 (SOPHOMORE SEASON)

Opponent	Date	gs	min	Total		3-Pointers		Free throws		Rebounds				pf	a	t/o	blk	stl	pts	avg	
				fg	pct	fg	pct	ft	pct	off	def	tot	avg								
WESTERN CAROLINA	11/13/15	*	28	9-10	.900	0-1	.000	3-3	1.000	2	6	8	8.0	2	2	1	3	0	21	21.0	
ROBERT MORRIS	11/15/15	*	24	2-5	.400	0-0	.000	0-0	.000	4	3	7	7.5	1	3	2	2	1	4	12.5	
at Bowling Green	11/18/15	*	24	3-4	.750	0-0	.000	1-2	.500	2	8	10	8.3	3	2	1	1	2	7	10.7	
ARKANSAS-PINE BLUFF	11/22/15	*	18	3-4	.750	1-1	1.000	3-6	.500	2	4	6	7.8	4	3	1	1	1	10	10.5	
SE LOUISIANA	11/24/15	*	37	4-8	.500	1-1	1.000	3-5	.600	5	3	8	7.8	1	0	0	2	1	12	10.8	
vs Nebraska	11/27/15	*	30	2-6	.333	0-0	.000	2-2	1.000	2	2	4	7.2	2	2	2	0	1	6	10.0	
vs George Washington	11/28/15	*	27	3-4	.750	0-0	.000	0-0	.000	3	8	11	7.7	4	2	2	1	3	6	9.4	
BUTLER	12/2/15	*	23	3-4	.750	0-0	.000	3-4	.750	3	3	6	7.5	4	1	2	2	1	9	9.4	
MORGAN STATE	12/6/15	*	28	4-6	.667	1-2	.500	4-5	.800	8	6	14	8.2	2	5	0	2	1	13	9.8	
at Xavier	12/12/15	*	29	0-2	.000	0-0	.000	0-0	.000	2	5	7	8.1	3	2	1	0	2	0	8.8	
NORFOLK STATE	12/15/15	*	29	9-11	.818	1-1	1.000	0-0	.000	3	4	7	8.0	3	2	2	1	0	19	9.7	
at VCU	12/19/15	*	30	3-6	.500	0-0	.000	7-8	.875	2	7	9	8.1	4	0	1	1	0	13	10.0	
IOWA STATE	12/22/15	*	28	5-8	.625	0-1	.000	0-2	.000	5	4	9	8.2	1	2	1	0	1	10	10.0	
TEMPLE	12/29/15	*	28	3-8	.375	0-0	.000	1-1	1.000	3	1	4	7.9	2	2	2	0	0	7	9.8	
TULSA	1/2/16	*	30	3-6	.500	0-0	.000	1-2	.500	8	6	14	8.3	4	4	0	1	0	7	9.6	
at SMU	01/07/16	*	32	6-10	.600	0-0	.000	1-2	.500	4	7	11	8.4	2	1	1	0	5	13	9.8	
at USF	1/10/16	*	34	0-4	.000	0-0	.000	5-7	.714	7	4	11	8.6	1	2	2	1	1	5	9.5	
HOUSTON	1/13/16	*	33	5-6	.833	1-1	1.000	3-4	.750	5	2	7	8.5	4	6	1	1	2	14	9.8	
at Temple	01/16/16	*	34	6-10	.600	0-1	.000	0-1	.000	5	9	14	8.8	4	1	2	2	0	12	9.9	
MEMPHIS	01/21/16	*	27	2-5	.400	0-0	.000	3-5	.600	1	3	4	8.6	4	1	2	4	2	7	9.8	
TULANE	01/24/16	*	23	8-10	.800	1-1	1.000	0-2	.000	1	4	5	8.4	0	0	1	1	2	17	10.1	
at UCONN	1/28/16	*	32	4-7	.571	1-2	.500	4-7	.571	2	4	6	8.3	2	3	4	0	0	13	10.2	
USF	02/04/16	*	31	5-10	.500	1-2	.500	5-7	.714	9	4	13	8.5	2	4	0	0	1	16	10.5	
at Memphis	2/6/16	*	37	6-10	.600	1-2	.500	2-4	.500	3	11	14	8.7	3	3	0	4	0	15	10.7	
at UCF	2/9/16	*	33	3-9	.333	1-2	.500	4-4	1.000	1	7	8	8.7	1	5	1	4	1	11	10.7	
EAST CAROLINA	2/13/16	*	33	6-8	.750	0-0	.000	3-3	1.000	2	10	12	8.8	0	4	3	1	1	15	10.8	
at Tulsa	02/18/16	*	39	7-14	.500	2-4	.500	2-2	1.000	2	7	9	8.8	0	0	1	2	2	18	11.1	
UCONN	2/20/16	*	34	6-12	.500	1-2	.500	0-2	.000	1	10	11	8.9	0	1	3	2	1	13	11.2	
at East Carolina	2/27/16	*	27	2-10	.200	0-0	.000	0-1	.000	1	2	3	8.7	3	1	1	1	3	4	10.9	
at Houston	3/3/16	*	38	0-6	.000	0-1	.000	6-8	.750	3	10	13	8.8	3	1	0	2	1	6	10.8	
SMU	03/06/16	*	35	0-8	.000	0-0	.000	7-8	.875	7	4	11	8.9	4	3	0	1	3	7	10.6	
vs UCONN	3.11.16	*	48	3-9	.333	0-0	.000	6-8	.750	5	7	12	9.0	2	1	2	2	1	12	10.7	
Totals			31	983	125-240	.521	13-25	.520	79-115	.687	113	175	288	9.0	75	69	42	49	40	342	10.7

2014-15 (FRESHMAN SEASON)

Opponent	Date	gs	min	Total		3-Pointers		Free throws		Rebounds				pf	a	t/o	blk	stl	pts	avg	
				fg	pct	fg	pct	ft	pct	off	def	tot	avg								
SAINT FRANCIS	11/14/14	*	24	5-8	.625	0-1	.000	0-0	.000	4	2	6	6.0	1	1	0	1	4	10	10.0	
MOREHEAD STATE	11/19/14	*	24	1-4	.250	0-0	.000	0-0	.000	2	6	8	7.0	2	1	2	0	0	2	6.0	
EASTERN ILLINOIS	11/23/14	*	22	2-4	.500	0-0	.000	0-0	.000	3	5	8	7.3	2	3	0	2	1	4	5.3	
N.C. CENTRAL	11/25/14	*	25	3-5	.600	0-0	.000	6-6	1.000	5	3	8	7.5	2	2	3	4	0	12	7.0	
vs Middle Tennessee	11/28/14	*	31	4-6	.667	0-0	.000	1-2	.500	5	2	7	7.4	1	2	1	2	1	9	7.4	
vs Ole Miss	11/29/14	*	29	4-6	.667	0-0	.000	4-7	.571	4	8	12	8.2	0	0	1	1	0	12	8.2	
STONY BROOK	12/02/14	*	26	6-10	.600	0-0	.000	1-1	1.000	3	5	8	8.1	1	2	2	2	1	13	8.9	
at Nebraska	12/13/14	*	32	3-9	.333	0-0	.000	2-6	.333	4	4	8	8.1	4	1	1	1	0	8	8.8	
SAN DIEGO STATE	12/17/14	*	29	4-8	.500	0-0	.000	2-2	1.000	0	5	5	7.8	3	1	0	0	0	10	8.9	
VCU	12/20/14	*	21	2-7	.286	0-1	.000	0-0	.000	2	3	5	7.5	1	2	0	0	0	4	8.4	
WAGNER	12/23/14	*	22	2-4	.500	0-0	.000	1-1	1.000	2	4	6	7.4	1	0	0	2	1	5	8.1	
at NC State	12-30-14	*	36	3-6	.500	0-0	.000	3-7	.429	3	1	4	7.1	1	2	1	0	2	9	8.2	
SMU	01/03/15	*	33	3-6	.500	0-1	.000	2-2	1.000	2	5	7	7.1	1	2	2	1	2	8	8.2	
EAST CAROLINA	01/06/15	*	30	3-7	.429	0-0	.000	2-3	.667	4	12	16	7.7	0	3	3	4	4	8	8.1	
at UConn	1/10/15	*	27	1-2	.500	0-1	.000	0-0	.000	1	4	5	7.5	2	2	2	1	2	2	7.7	
at Memphis	1/15/15	*	30	3-7	.429	0-0	.000	1-2	.500	3	7	10	7.7	3	4	2	1	0	7	7.7	
TEMPLE	01/17/15	*	23	4-7	.571	0-0	.000	3-3	1.000	1	7	8	7.7	0	2	1	0	0	11	7.9	
HOUSTON	01/21/15	*	33	3-3	1.000	0-0	.000	2-2	1.000	0	5	5	7.6	2	0	2	2	2	8	7.9	
at UCF	01/25/15	*	28	3-5	.600	0-0	.000	1-4	.250	1	1	2	7.3	3	0	1	2	2	7	7.8	
UCONN	01/29/15	*	27	6-12	.500	0-0	.000	0-2	.000	7	3	10	7.4	1	2	1	2	4	12	8.1	
at East Carolina	02/01/15	*	33	2-5	.400	0-0	.000	0-1	.000	0	5	5	7.3	0	0	2	3	0	4	7.9	
at SMU	02/05/15	*	18	1-2	.500	0-0	.000	0-0	.000	1	4	5	7.2	3	4	0	0	0	2	7.6	
USF	02/07/15	*	16	2-3	.667	0-0	.000	1-2	.500	3	0	3	7.0	0	1	1	0	1	5	7.5	
at Temple	02/10/15	*	21	2-3	.667	0-0	.000	0-0	.000	2	3	5	6.9	0	2	3	1	2	4	7.3	
TULANE	02/14/15	*	20	4-6	.667	0-0	.000	0-0	.000	1	2	3	6.8	3	0	2	1	1	8	7.4	
XAVIER	02/18/15	*	36	7-11	.636	0-0	.000	0-1	.000	4	3	7	6.8	2	2	0	2	1	14	7.6	
at Houston	2/21/15	*	31	4-7	.571	0-0	.000	3-4	.750	6	8	14	7.0	2	1	1	2	0	11	7.7	
UCF	02/25/15	*	25	5-6	.833	0-0	.000	0-0	.000	0	3	3	6.9	1	3	0	0	0	10	7.8	
at Tulane	02/28/15	*	28	3-7	.429	0-0	.000	2-3	.667	5	4	9	7.0	0	5	1	2	0	8	7.8	
at Tulsa	03/04/15	*	36	3-3	1.000	0-0	.000	1-2	.500	3	5	8	7.0	4	2	2	0	0	7	7.8	
MEMPHIS	03/08/15	*	33	4-8	.500	0-0	.000	3-4	.750	1	3	4	6.9	2	2	1	1	1	11	7.9	
vs UConn	3/13/15	*	34	4-9	.444	0-1	.000	1-1	1.000	2	9	11	7.0	1	1	0	1	0	9	7.9	
vs Purdue	3/19/15	*	36	4-10	.400	0-0	.000	1-2	.500	5	7	12	7.2	1	2	0	1	2	9	8.0	
vs Kentucky	3/21/15	*	26	0-4	.000	0-0	.000	2-2	1.000	5	4	9	7.2	4	0	0	3	1	2	7.8	
Totals			34	945	110-210	.524	0-5	.000	45-72	.625	94	152	246	7.2	54	57	38	45	35	265	7.8



#13 TRE SCOTT

FORWARD • 6-8 • 225 • FRESHMAN • HS • DARIEN, GA. (MCINTOSH COUNTY ACADEMY)

Prior to Cincinnati: Named the Georgia Region 2A Player of the Year as a junior and senior ... tabbed first team all-region as a freshman and sophomore ... set the school scoring mark with 1,824 points while averaging 13.3 rebounds during his career at McIntosh County Academy in Darien, Georgia (population 1,880) ... averaged 21.6 points, 14.1 rebounds, 6.5 assists and 3.5 blocks as a senior ... posted 22.3 points, 13.7 rebounds, 6.7 assists and 3.7 blocks as a junior ... tabbed a three-star prospect by ESPN, Rivals.com and Scout.com and 247 Sports.

Personal: Born Nov. 25, 1996 in Brunswick, Georgia ... son of Anita and Eddie Scott ... has two sisters, Jada and Jadyn ... right-handed.

SEASON & CAREER STATISTICS

2015-16 SEASON		CAREER
0	Pts	0
0	FG Atts	0
0	FG Made	0
0	3PT-FG Atts	0
0	3PT-FG Made	0
0	FT Atts	0
0	FT Made	0
0	Rebs	0
0	Assts	0
0	Stls	0
0	Blks	0
0	Mins	0

MISCELLANEOUS STATISTICS

CATEGORY	2015-16	CAREER
Double-Figure Scoring Games	0	0
Double-Figure Rebounding Games	0	0
Double-Double Games	0	0
20-Point Scoring Games	0	0
Games Led UC in Scoring	0	0
Games Led UC in Rebounding	0	0
Games Led UC in Assists	0	0
Games With 3+ Assists	0	0
Games With 3+ Blocks	0	0
Games With 3+ Steals	0	0
Games With 3+ Three-Pointers	0	0

GAME-BY-GAME STATISTICS

2015-16 (FRESHMAN SEASON)

CAREER STATISTICS



#21 FARAD COBB

GUARD • 6-1 • 170 • SENIOR • 1L • WEST PALM BEACH, FLA. (NORTHWEST FLORIDA STATE COLLEGE)

AWARDS

» American Athletic Conference Player of the Week (3/9/15)
 » American Athletic Conference Weekly Honor Roll (11/26/15, 12/21/15, 1/4/16, 1/5/15 & 2/9/15)

MOMENTS

» Made six three-pointers and finished with 20 points at Bowling Green (11/18/15)
 » Averaged a team-best 18.0 points, shooting 20 of 33 (60.6 percent) from the field and 10 of 19 (62.5 percent) from three-point range against the top two teams in The American in 2014-15: SMU (two games) and Tulsa (one game)
 » Led the Bearcats in scoring during March 2015, averaging 12.2 points while shooting 44.7 percent (21 of 47) from the field and 90.9 percent (10 of 11) from the foul line

2015-16 (Senior): Tallied 14 points with four three-pointers and six rebounds in 51 minutes against UConn (3/11) in the four overtime thriller in the quarterfinals of the American Championship ... returned to the starting lineup against SMU (3/7) after missing the previous two games due to injury, snapping a string of 37 consecutive starts ... grabbed a season-high six rebounds to go with 13 points and a trio of threes at UConn (1/2) ... matched his UC best with six threes to go with four steals at SMU (1/7) ... hit five threes and scored a season-high 21 points against Tulsa (1/2) ... tallied a game-high 15 points with a trio of threes at VCU (12/19) ... matched his season high with 20 points on 7-of-14 shooting with five threes against Norfolk State (12/15) ... hit a trio of threes and had 11 points against George Washington (11/28/15) ... registered a game-high 20 points on 7-of-11 shooting with four treys, four steals and three assists vs. Arkansas-Pine Bluff (11/22) ... tallied a game-high 20 points on 7-of-14 shooting with a UC career-high six three-pointers in 22 minutes at Bowling Green (11/18) ... led UC with 15 points on 6-of-9 shooting with three threes against Robert Morris (11/15) ... nailed a trio of threes in the season opener (11/13).

2014-15 (Junior): Started nine of 34 games played, averaging 8.5 points, 2.5 rebounds, 1.4 assists and 1.0 steals in 24.1 minutes ... finished with a team-high 53 three-pointers and was the squad's third-leading scorer while ranking among The American's leaders in three-pointers made (13th at 1.6) for the season and steals (tied for ninth at 1.3), three-point shooting percentage (12th at .370) and three-pointers made (tied for 12th at 1.7) during league action ... named The American's Player of the Week (3/9) and was tabbed to The American's Weekly Honor Roll twice (1/5 and 2/9) ... led the Bearcats in scoring during March, averaging 12.2 points while shooting 44.7 percent (21 of 47) from the field and 90.9 percent (10 of 11) from the foul line ... started the last eight games of the season ... scored in double figures in eight of UC's final 14 games of the season, while leading the team in scoring (10.9 points), three-pointers made (25), steals (16) and free-throw percentage (.833 [20 of 24]) ... shot 79.2 percent (38 of 48) from the free-throw line during the season ... tallied a season-high 24 points on 8-of-14 from the field with a season-high six three-pointers against Morehead State (11/19) ... netted 22 points on 9-of-14 from the field with four three-pointers at Tulsa (3/4) ... had 18 points with four three-pointers against SMU (1/3) in Cincinnati and 14 points with a pair of threes at No. 23 SMU (2/5) in Dallas ... poured in 16 points with a pair of threes and 6-of-6 shooting from the free-throw line against Memphis (3/8) ... posted a team-high 14 points with a pair of threes in a season-high 36 minutes in UC's overtime win against Purdue (3/19) in the second round of the NCAA tournament ... led UC in points seven times and scored in double figures 11 times ... scored in 32 of UC's 34 games.

SEASON & CAREER STATISTICS

2015-16 SEASON

21 vs. Tulsa (1/2/16)	Pts	24 vs. Morehead State, 11/19/14
14, 5x (last vs. USF, 2/4/16)	FG Atts	14, 6x (last vs. USF, 2/4/16)
8 vs. Tulsa (1/2/16)	FG Made	9 at Tulsa, 3/4/15
11 at Bowling Green, 11/18/15	3PT-FG Atts	11 at Bowling Green, 11/18/15
6, 2x (last at SMU, 1/7/16)	3PT-FG Made	7 vs. Kansas (at Chattanooga), 11/15/12
4 at VCU, 12/19/15	FT Atts	6 vs. Memphis, 3/8/15
4 at VCU, 12/19/15	FT Made	6 vs. Memphis, 3/8/15
6, 2x (last vs. UConn, 3/11/16)	Rebs	7 vs. Tulane, 2/14/15
4 vs. Memphis, 1/21/16	Assts	4, 3x (last vs. Memphis, 1/21/16)
4, 2x (last at SMU, 1/7/16)	Stls	5 at Houston, 2/21/15
1 vs. Western Carolina, 11/13/15	Blks	1, 5x (last vs. Western Carolina, 11/13/15)
51 vs. UConn, 3/11/16	Mins	51 vs. UConn, 3/11/16

MISCELLANEOUS STATISTICS

CATEGORY	2014-15	2015-16	CAREER
Double-Figure Scoring Games	11	19	30
Double-Figure Rebounding Games	0	0	0
Double-Double Games	0	0	0
20-Point Scoring Games	2	4	6
Games Led UC in Scoring	6	8	14
Games Led UC in Rebounding	1	0	1
Games Led UC in Assists	3	0	3
Games With 3+ Assists	5	6	11
Games With 3+ Blocks	0	0	0
Games With 3+ Steals	2	2	4
Games With 3+ Three-Pointers	7	12	19

Prior to Cincinnati: Averaged a team-best 15.1 points, 4.4 rebounds and 3.4 assists while shooting 51.1 percent from the field and 46.3 percent from three-point range as a sophomore during the 2013-14 season at Northwest Florida State College in Niceville, Florida ... averaged 5.7 points, 2.3 rebounds and 1.7 assists with eight starts in 26 games as a freshman at Chattanooga during the 2012-13 campaign ... tabbed a top-40 point guard in the Class of 2012 by ESPN.com ... named the Class A Player of the Year and an All-State performer as a junior attending Summit Christian School ... selected as the 2011 and 2012 Palm Beach Post Player of the Year and the 2012 Fort Lauderdale Player of the Year ... ranked as the No. 1 point guard in Florida by ESPN.com while averaging 27.8 points, 6.7 assists and 5.8 rebounds as a senior ... led the Fighting Saints to a 107-16 record for his career, winning the Class A State Championship as a junior while claiming tournament most valuable player honors.

Personal: Born April 5, 1993 in West Palm Beach, Florida ... son of Rita and Willie Cobb ... right-handed ... first name is pronounced "fah-ROD."

CAREER STATISTICS

			Total		3-Point		F-Throws		Rebounds											Scoring	
Season	gp-gs	min/avg	fg-fga	pct	fg-fga	pct	ft-fga	pct	off	def	tot	avg	pf	fo	ast	to	blk	stl	pts	avg	
2014-15	34-9	821/24.1	99-259	.382	53-159	.333	38-48	.792	18	67	85	2.5	36	0	49	37	4	33	289	8.5	
2015-16	30-30	797/26.6	115-284	.405	70-178	.393	21-25	.840	13	41	54	1.8	34	0	48	28	1	41	321	10.7	
TOTAL	64-39	1618/25.3	214-543	.394	123-337	.365	59-73	.808	31	108	139	2.2	70	0	97	65	5	74	610	9.5	



#21 FARAD COBB

GUARD • 6-1 • 170 • SENIOR • 1L • WEST PALM BEACH, FLA. (NORTHWEST FLORIDA STATE COLLEGE)

GAME-BY-GAME STATISTICS

2015-16 (SENIOR SEASON)

Opponent	Date	gs	min	Total		3-Pointers		Free throws		Rebounds				pf	a	t/o	blk	stl	pts	avg	
				fg	pct	fg	pct	ft	pct	off	def	tot	avg								
WESTERN CAROLINA	11/13/15	*	20	3-6	.500	3-3	1.000	2-2	1.000	0	1	1	1.0	0	2	1	1	0	11	11.0	
ROBERT MORRIS	11/15/15	*	17	6-9	.667	3-6	.500	0-0	.000	0	1	1	1.0	1	2	1	0	0	15	13.0	
at Bowling Green	11/18/15	*	22	7-14	.500	6-11	.545	0-0	.000	0	2	2	1.3	2	1	2	0	1	20	15.3	
ARKANSAS-PINE BLUFF	11/22/15	*	25	7-11	.636	4-6	.667	2-2	1.000	1	1	2	1.5	0	3	1	0	4	20	16.5	
SE LOUISIANA	11/24/15	*	25	1-4	.250	0-2	.000	0-0	.000	1	1	2	1.6	2	3	2	0	2	2	13.6	
vs Nebraska	11/27/15	*	16	1-6	.167	0-1	.000	0-0	.000	0	2	2	1.7	0	1	0	0	1	2	11.7	
vs George Washington	11/28/15	*	24	4-10	.400	3-7	.429	0-0	.000	0	1	1	1.6	1	0	0	0	0	11	11.6	
BUTLER	12/2/15	*	20	3-8	.375	0-3	.000	0-0	.000	0	0	0	1.4	0	0	1	0	0	6	10.9	
MORGAN STATE	12/6/15	*	28	4-14	.286	2-9	.222	1-2	.500	0	1	1	1.3	1	3	2	0	2	11	10.9	
at Xavier	12/12/15	*	25	3-9	.333	3-8	.375	2-2	1.000	2	2	4	1.6	1	1	0	0	1	11	10.9	
NORFOLK STATE	12/15/15	*	27	7-14	.500	5-8	.625	1-2	.500	0	3	3	1.7	0	2	1	0	2	20	11.7	
at VCU	12/19/15	*	26	4-8	.500	3-4	.750	4-4	1.000	2	1	3	1.8	1	0	1	0	2	15	12.0	
IOWA STATE	12/22/15	*	27	4-13	.308	2-6	.333	0-0	.000	0	1	1	1.8	1	3	3	0	0	10	11.8	
TEMPLE	12/29/15	*	27	4-10	.400	2-6	.333	0-0	.000	0	2	2	1.8	1	1	1	0	0	10	11.7	
TULSA	1/2/16	*	27	8-14	.571	5-7	.714	0-0	.000	1	3	4	1.9	0	2	1	0	2	21	12.3	
at SMU	01/07/16	*	31	6-13	.462	6-11	.545	0-0	.000	0	0	0	1.8	1	2	2	0	4	18	12.7	
at USF	1/10/16	*	23	1-5	.200	1-3	.333	0-0	.000	0	0	0	1.7	1	1	0	0	2	3	12.1	
HOUSTON	1/13/16	*	31	6-12	.500	2-5	.400	0-0	.000	1	1	2	1.7	0	1	0	0	3	14	12.2	
at Temple	01/16/16	*	38	3-11	.273	1-6	.167	0-0	.000	0	1	1	1.7	0	3	1	0	2	7	11.9	
MEMPHIS	01/21/16	*	24	1-3	.333	1-3	.333	0-0	.000	0	2	2	1.7	0	4	0	0	0	3	11.5	
TULANE	01/24/16	*	22	6-9	.667	2-5	.400	2-3	.667	1	0	1	1.7	2	3	0	0	3	16	11.7	
at UCONN	1/28/16	*	33	4-12	.333	3-8	.375	2-2	1.000	2	4	6	1.9	1	1	1	0	1	13	11.8	
USF	02/04/16	*	23	4-14	.286	2-9	.222	0-0	.000	0	1	1	1.8	3	0	0	0	2	10	11.7	
at Memphis	2/6/16	*	30	2-10	.200	1-6	.167	0-0	.000	1	2	3	1.9	2	2	1	0	2	5	11.4	
at UCF	2/9/16	*	37	4-10	.400	3-9	.333	1-2	.500	0	3	3	1.9	3	1	0	0	1	12	11.4	
EAST CAROLINA	2/13/16	*	26	1-4	.250	1-4	.250	0-0	.000	0	0	0	1.8	1	2	1	0	1	3	11.1	
at Tulsa	02/18/16	*	24	3-6	.500	2-4	.500	0-0	.000	0	0	0	1.8	2	1	0	0	0	8	11.0	
UCONN	2/20/16	*	25	2-7	.286	0-4	.000	0-0	.000	0	0	0	1.7	2	3	1	0	1	4	10.8	
SMU	03/06/16	*	23	2-7	.286	0-3	.000	2-2	1.000	0	0	0	1.7	1	0	0	0	1	6	10.6	
vs UCONN	3/11/16	*	51	4-11	.364	4-11	.364	2-2	1.000	1	5	6	1.8	4	0	4	0	1	14	10.7	
Totals			30	797	115-284	405	70-178	.393	21-25	840	13	41	54	1.8	34	48	28	1	41	321	10.7

2014-15 (JUNIOR SEASON)

Opponent	Date	gs	min	Total		3-Pointers		Free throws		Rebounds				pf	a	t/o	blk	stl	pts	avg	
				fg	pct	fg	pct	ft	pct	off	def	tot	avg								
SAINT FRANCIS	11/14/14		13	0-2	.000	0-2	.000	0-0	.000	0	4	4	4.0	1	1	0	0	0	0.0		
MOREHEAD STATE	11/19/14		28	8-14	.571	6-9	.667	2-4	.500	0	0	0	2.0	1	1	0	1	2	24	12.0	
EASTERN ILLINOIS	11/23/14		23	0-5	.000	0-3	.000	4-4	1.000	0	0	0	1.3	0	2	2	0	2	4	9.3	
N.C. CENTRAL	11/25/14		31	3-9	.333	3-8	.375	0-0	.000	2	2	4	2.0	0	1	1	0	0	9	9.3	
vs Middle Tennessee	11/28/14		20	3-6	.500	1-3	.333	2-2	1.000	0	3	3	2.2	1	2	0	0	2	9	9.2	
vs Ole Miss	11/29/14		23	1-9	.111	1-5	.200	0-0	.000	3	1	4	2.5	0	1	1	0	1	3	8.2	
STONY BROOK	12/02/14		8	0-0	.000	0-0	.000	0-0	.000	1	0	1	2.3	1	2	0	0	0	0	7.0	
at Nebraska	12/13/14		29	2-9	.222	2-7	.286	0-0	.000	1	4	5	2.6	1	1	0	0	0	6	6.9	
SAN DIEGO STATE	12/17/14		29	5-11	.455	2-5	.400	0-0	.000	0	5	5	2.9	1	2	1	0	0	12	7.4	
VCU	12/20/14		28	3-10	.300	1-6	.167	0-0	.000	1	4	5	3.1	0	0	1	1	2	7	7.4	
WAGNER	12/23/14		24	1-4	.250	0-3	.000	2-5	.400	0	2	2	3.0	0	1	1	0	0	4	7.1	
at NC State	12-30-14		22	4-6	.667	1-3	.333	0-0	.000	0	0	0	2.8	0	2	0	0	0	9	7.3	
SMU	01/03/15		27	6-12	.500	4-9	.444	2-3	.667	1	1	2	2.7	0	0	1	0	1	18	8.1	
EAST CAROLINA	01/06/15		21	0-3	.000	0-3	.000	2-2	1.000	0	1	1	2.6	3	2	1	0	1	2	7.6	
at UConn	1/10/15		14	2-5	.400	2-3	.667	0-0	.000	0	1	1	2.5	2	0	1	0	1	6	7.5	
at Memphis	1/15/15		21	1-7	.143	1-6	.167	0-0	.000	2	1	3	2.5	0	0	1	0	0	3	7.3	
TEMPLE	01/17/15		14	2-3	.667	2-3	.667	0-0	.000	1	3	4	2.6	2	4	1	0	1	6	7.2	
HOUSTON	01/21/15		17	1-6	.167	1-6	.167	2-2	1.000	0	1	1	2.5	3	2	1	0	3	5	7.1	
at UCF	01/25/15		15	1-4	.250	0-3	.000	0-0	.000	0	1	1	2.4	1	0	1	0	1	2	6.8	
UCONN	01/29/15		24	2-7	.286	1-3	.333	2-2	1.000	0	3	3	2.5	2	2	3	0	0	7	6.8	
at East Carolina	02/01/15	*	27	5-9	.556	3-5	.600	0-0	.000	0	2	2	2.4	3	2	4	1	1	13	7.1	
at SMU	02/05/15		23	5-7	.714	2-3	.667	2-2	1.000	0	0	0	2.3	2	0	4	0	2	14	7.4	
USF	02/07/15		27	5-12	.417	3-8	.375	3-3	1.000	0	1	1	2.3	0	0	0	0	0	16	7.8	
at Temple	02/10/15		23	4-6	.667	2-4	.500	3-3	1.000	0	2	2	2.3	3	4	2	0	1	13	8.0	
TULANE	02/14/15		26	3-10	.300	0-4	.000	0-0	.000	1	6	7	2.4	0	3	0	0	2	6	7.9	
XAVIER	02/18/15		26	3-11	.273	3-10	.300	0-0	.000	0	3	3	2.5	0	2	0	0	0	9	8.0	
at Houston	2/21/15	*	28	2-8	.250	0-3	.000	1-2	.500	0	0	0	2.4	1	3	2	0	5	5	7.9	
UCF	02/25/15	*	30	4-10	.400	2-4	.500	1-3	.333	2	4	6	2.5	0	5	2	0	0	11	8.0	
at Tulane	02/28/15	*	27	2-7	.286	1-3	.333	0-0	.000	1	0	1	2.4	1	1	1	1	1	5	7.9	
at Tulsa	03/04/15	*	32	9-14	.643	4-7	.571	0-1	.000	1	0	1	2.4	0	0	0	0	2	22	8.3	
MEMPHIS	03/08/15	*	28	4-7	.571	2-4	.500	6-6	1.000	0	3	3	2.4	0	1	0	0	1	16	8.6	
vs UConn	3/13/15	*	31	2-8	.250	1-4	.250	2-2	1.000	0	2	2	2.4	4	1	0	0	1	7	8.5	
vs Purdue	3/19/15	*	36	5-11	.455	2-6	.333	2-2	1.000	0	3	3	2.4	2	1	2	0	0	14	8.7	
vs Kentucky	3/21/15	*	26	1-7	.143	0-4	.000	0-0	.000	1	4	5	2.5	1	0	3	0	0	2	8.5	
Totals			9	821	99-259	382	53-159	.333	38-48	.792	18	67	85	2.5	36	49	37	4	33	289	8.5



#22 COREONTAE DeBERRY

CENTER • 6-9 • 265 • SENIOR • 1L • HOLLAND, MICH. (HUTCHINSON COMMUNITY COLLEGE)

MOMENTS

- » Scored 10 points and grabbed seven rebounds on Senior Day against SMU (3/6/16).
- » Stepped forward on the big stage, contributing a career-high 13 points on 5-of-9 shooting, including a layup with 3:08 left in overtime that propelled Cincinnati to a 66-65 overtime win against Purdue in the second round of the 2015 NCAA Tournament
- » Ranked second on the squad in scoring during two NCAA tournament games, averaging 10.0 points on 8-of-15 shooting from the field to go with 4.0 rebounds and 2.0 blocks

2015-16 (Senior): Posted 10 points on 5-of-8 shooting with six rebounds and two blocks in 18 minutes against UConn (3/11) ... scored 10 points on 3-of-3 field goals and 4-of-4 free throws to go with seven rebounds on Senior Day against SMU (3/6) ... tallied 11 points on 5-of-6 shooting against USF (2/4) ... posted 11 points on 3-of-6 shooting from the field and 5-of-7 shooting from the foul line against Tulane (1/24) ... made 3 of 4 shots for six points in 11 minutes vs. Houston (1/13) ... registered 11 points and seven rebounds in 16 minutes against Morgan State (12/6/15) ... recorded a career-high four blocks against Butler (12/2) ... pulled down a career-high 12 rebounds to go with seven points in 22 minutes at Bowling Green (11/18) ... posted 12 points and a game-high eight rebounds vs. Robert Morris (11/15) ... scored 12 points to go with four rebounds in the season opener (11/13).

2014-15 (Junior): Played in all 34 games as a reserve, averaging 4.2 points, 2.1 rebounds and 1.0 blocks in 10.6 minutes ... shot 54.5 percent (54 of 99) from the field for the season ... ranked second on the team in scoring during two NCAA tournament games, averaging 10.0 points on 8-of-15 from the field to go with 4.0 rebounds and 2.0 blocks ... ranked among The American's leaders in blocks for the season (14th at 1.0) and during league play (12th at 1.1) ... shot a team-best 52.6 percent (10 of 19) from the field during March, averaging 4.8 points and 2.8 rebounds ... posted a season-high 13 points on 5-of-9 shooting from the field with two blocks and two rebounds in a season-high 26 minutes in UC's overtime win against Purdue (3/19) in the second round of the NCAA tournament ... posted seven points and a season-high six rebounds in 17 minutes against Kentucky (3/21) in the third round of the NCAA tournament ... had a conference season-high nine points against East Carolina (1/6) ... tallied nine points and four rebounds at NC State (12/30) ... recorded nine points, four rebounds and two blocks against Wagner (12/23) ... had a season-high three blocks against Stony Brook (12/2).

Prior to Cincinnati: Averaged 11.8 points, 7.1 rebounds and 1.6 blocks while shooting 69.7 percent (147 of 211) from the field despite logging only 5.7 minutes per contest during his lone season (2013-14) at junior-college power Hutchinson Community College in Hutchinson, Kansas ... tallied 9.2 points and 4.4 rebounds in 12.7 minutes during the 2012-13 season at Mott College in Flint, Michigan ... posted 16.1 points per game as a senior at Holland High School during 2011-12 ... tabbed a three-star prospect out of high school by Rivals.

Personal: Born Sept. 2, 1994 in Holland, Michigan ... son of Kesha DeBerry and Christian Hogg ... has two brothers, Fred Rogers and Jerry Cook and a sister, Briana DeBerry ... right-handed.

SEASON & CAREER STATISTICS

2015-16 SEASON		CAREER
12, 2x (last vs. Robert Morris, 11/15/15)	Pts	13 vs. Purdue, 3/19/15
9 vs. Robert Morris, 11/15/15	FG Atts	13 vs. Purdue, 3/19/15
5, 2x (last vs. UConn, 3/11/16)	FG Made	13 vs. Purdue, 3/19/15
0	3PT-FG Atts	0
0	3PT-FG Made	0
9 vs. Ark.-Pine Bluff, 11/22/15	FT Atts	9 vs. Ark.-Pine Bluff, 11/22/15
5, 2x (last vs. Tulane, 1/24/16)	FT Made	5, 2x (last vs. Tulane, 1/24/16)
12 at Bowling Green, 11/18/15	Rebs	12 at Bowling Green, 11/18/15
1, 6x (last at Tulsa, 2/18/16)	Assts	1, 8x (last at Tulsa, 2/18/16)
3 vs. Ark.-Pine Bluff, 11/22/15	Stls	3 vs. Ark.-Pine Bluff, 11/22/15
4 vs. Butler, 12/2/15	Blks	4 vs. Butler, 12/2/15
23 vs. USF, 2/4/16	Mins	26, vs. Purdue, 3/19/15

MISCELLANEOUS STATISTICS

CATEGORY	2014-15	2015-16	CAREER
Double-Figure Scoring Games	1	8	9
Double-Figure Rebounding Games	0	1	1
Double-Double Games	0	0	0
20-Point Scoring Games	0	0	0
Games Led UC in Scoring	0	0	0
Games Led UC in Rebounding	0	2	2
Games Led UC in Assists	0	0	0
Games With 3+ Assists	0	0	0
Games With 3+ Blocks	2	1	3
Games With 3+ Steals	0	1	1
Games With 3+ Three-Pointers	0	0	0

CAREER STATISTICS

Season	gp-gs	min/avg	Total		3-Point		F-Throws		Rebounds					Scoring				
			fg-fga	pct	fg-fga	pct	ft-fa	pct	off	def	tot	avg	pf	fo	ast	to	blk	stl
2014-15	34-0	360/10.6	54-99	.545	0-0	.000	35-57	.614	25	47	72	2.1	52	0	3	24	33	2
2015-16	32-2	462/14.4	69-127	.543	0-0	.000	50-75	.667	39	81	120	3.8	62	1	6	18	29	12
TOTAL	66-2	822/12.5	123-226	.544	0-0	.000	85-132	.644	64	128	192	2.9	114	1	9	42	62	14



#22 COREONTAE DeBERRY

CENTER • 6-9 • 265 • SENIOR • 1L • HOLLAND, MICH. (HUTCHINSON COMMUNITY COLLEGE)

GAME-BY-GAME STATISTICS

2015-16 (SENIOR SEASON)

Opponent	Date	gs	min	Total		3-Pointers		Free throws		Rebounds				pf	a	t/o	blk	stl	pts	avg
				fg	fga	pct	3fg	3fga	pct	ft	fta	pct	off							
WESTERN CAROLINA	11/13/15	13	4-5	.800	0-0	.000	4-5	.800	1	3	4	4.0	2	1	0	0	1	12	12.0	
ROBERT MORRIS	11/15/15	20	4-9	.444	0-0	.000	4-5	.800	2	6	8	6.0	1	1	2	2	1	12	12.0	
at Bowling Green	11/18/15	22	2-5	.400	0-0	.000	3-5	.600	2	10	12	8.0	1	0	1	2	0	7	10.3	
ARKANSAS-PINE BLUFF	11/22/15	18	3-7	.429	0-0	.000	5-9	.556	2	3	5	7.3	3	0	0	2	3	11	10.5	
SE LOUISIANA	11/24/15	15	3-4	.750	0-0	.000	0-1	.000	0	2	2	6.2	1	0	2	0	0	6	9.6	
vs Nebraska	11/27/15	16	2-3	.667	0-0	.000	0-0	.000	1	1	2	5.5	1	0	1	0	1	4	8.7	
vs George Washington	11/28/15	13	0-0	.000	0-0	.000	1-2	.500	0	4	4	5.3	0	0	1	2	1	1	7.6	
BUTLER	12/2/15	17	0-2	.000	0-0	.000	2-2	1.000	0	3	3	5.0	1	0	0	4	0	2	6.9	
MORGAN STATE	12/6/15	16	4-5	.800	0-0	.000	3-4	.750	5	2	7	5.2	3	0	0	0	0	11	7.3	
at Xavier	12/12/15	11	1-3	.333	0-0	.000	1-2	.500	1	1	2	4.9	1	0	0	0	1	3	6.9	
NORFOLK STATE	12/15/15	14	0-1	.000	0-0	.000	0-0	.000	0	1	1	4.5	0	0	0	2	0	0	6.3	
at VCU	12/19/15	6	1-1	1.000	0-0	.000	1-2	.500	0	1	1	4.3	5	0	3	1	0	3	6.0	
IOWA STATE	12/22/15	17	3-7	.429	0-0	.000	0-2	.000	2	2	4	4.2	1	1	0	1	0	6	6.0	
TEMPLE	12/29/15 *	13	1-3	.333	0-0	.000	0-0	.000	1	1	2	4.1	2	1	0	0	0	2	5.7	
TULSA	12/16	13	2-3	.667	0-0	.000	2-4	.500	1	3	4	4.1	4	0	0	0	2	6	5.7	
at SMU	01/07/16	10	2-3	.667	0-0	.000	0-0	.000	2	1	3	4.0	4	0	1	1	0	4	5.6	
at USF	1/10/16	14	2-5	.400	0-0	.000	2-2	1.000	1	2	3	3.9	3	0	0	1	1	6	5.6	
HOUSTON	1/13/16	11	3-4	.750	0-0	.000	0-0	.000	0	2	2	3.8	1	0	0	0	0	6	5.7	
at Temple	01/16/16	20	2-5	.400	0-0	.000	2-4	.500	1	2	3	3.8	1	0	0	1	0	6	5.7	
MEMPHIS	01/21/16	13	1-3	.333	0-0	.000	0-0	.000	0	2	2	3.7	2	0	0	0	0	2	5.5	
TULANE	01/24/16	18	3-6	.500	0-0	.000	5-7	.714	1	2	3	3.7	3	0	2	2	0	11	5.8	
at UCONN	1/28/16	9	1-2	.500	0-0	.000	0-0	.000	0	3	3	3.6	2	0	0	0	0	2	5.6	
USF	02/04/16	23	5-6	.833	0-0	.000	1-2	.500	1	3	4	3.7	1	0	0	1	1	11	5.8	
at Memphis	2/6/16	13	2-5	.400	0-0	.000	3-4	.750	2	3	5	3.7	3	0	0	1	0	7	5.9	
at UCF	2/9/16	11	2-3	.667	0-0	.000	1-2	.500	2	1	3	3.7	2	0	1	0	0	5	5.8	
EAST CAROLINA	2/13/16	16	2-6	.333	0-0	.000	2-2	1.000	2	1	3	3.7	2	1	0	1	0	6	5.8	
at Tulsa	02/18/16	12	2-2	1.000	0-0	.000	0-0	.000	0	2	2	3.6	1	1	2	0	0	4	5.8	
UCONN	2/20/16	12	2-4	.500	0-0	.000	4-4	1.000	2	2	4	3.6	2	0	1	2	0	8	5.9	
at East Carolina	2/27/16	9	1-2	.500	0-0	.000	0-1	.000	0	1	1	3.5	0	0	0	0	0	2	5.7	
at Houston	3/3/16	12	1-2	.500	0-0	.000	0-0	.000	2	3	5	3.6	3	0	0	0	0	2	5.6	
SMU	03/06/16 *	17	3-3	1.000	0-0	.000	4-4	1.000	2	5	7	3.7	4	0	0	1	0	10	5.7	
vs UCONN	3.11.16	18	5-6	.625	0-0	.000	0-0	.000	3	3	6	3.8	2	0	0	2	0	10	5.9	
Totals		2	462	69-127	.543	0-0	.000	50-75	.667	39	81	120	3.8	62	6	18	29	12	188	5.9

2014-15 (JUNIOR SEASON)

Opponent	Date	gs	min	Total		3-Pointers		Free throws		Rebounds				pf	a	t/o	blk	stl	pts	avg
				fg	fga	pct	3fg	3fga	pct	ft	fta	pct	off							
SAINT FRANCIS	11/14/14	6	0-0	.000	0-0	.000	0-0	.000	0-0	.000	0	0	0	0	0	0	0	0	0.0	
MOREHEAD STATE	11/19/14	2	0-0	.000	0-0	.000	0-0	.000	0-0	.000	0	0	0	0	0	0	0	0	0.0	
EASTERN ILLINOIS	11/23/14	8	1-2	.500	0-0	.000	1-2	.500	1	3	4	1.3	3	0	1	1	0	3	1.0	
N.C. CENTRAL	11/25/14	8	2-2	1.000	0-0	.000	0-0	.000	2	1	3	1.8	0	0	1	0	0	4	1.8	
vs Middle Tennessee	11/28/14	10	2-2	1.000	0-0	.000	0-0	.000	0	1	1	1.6	1	0	1	2	0	4	2.2	
vs Ole Miss	11/29/14	2	0-0	.000	0-0	.000	0-0	.000	0	0	0	1.3	1	0	0	0	0	0	1.8	
STONY BROOK	12/02/14	20	2-6	.333	0-0	.000	2-2	1.000	0	1	1	1.3	1	0	0	3	0	6	2.4	
at Nebraska	12/13/14	9	1-2	.500	0-0	.000	0-0	.000	0	1	1	2	1.4	1	1	1	0	0	2.4	
SAN DIEGO STATE	12/17/14	13	3-4	.750	0-0	.000	0-0	.000	0	1	1	1.3	0	0	0	1	0	6	2.8	
VCU	12/20/14	7	0-1	.000	0-0	.000	0-0	.000	0	1	1	2	1.4	0	0	1	0	0	2.5	
WAGNER	12/23/14	17	3-3	1.000	0-0	.000	2-4	.500	0	4	4	1.6	1	0	0	2	0	8	3.0	
at NC State	12-30-14	11	4-6	.667	0-0	.000	1-2	.500	2	2	4	1.8	4	0	1	0	0	9	3.5	
SMU	01/03/15	12	1-2	.500	0-0	.000	0-0	.000	0	2	2	1.8	2	0	1	2	1	2	3.4	
EAST CAROLINA	01/06/15	12	3-5	.600	0-0	.000	3-4	.750	0	2	2	1.9	4	0	2	0	0	9	3.8	
at UConn	1/10/15	14	0-3	.000	0-0	.000	2-4	.500	0	2	2	1.9	0	0	1	1	0	2	3.7	
at Memphis	1/15/15	16	4-7	.571	0-0	.000	0-0	.000	0	1	1	1.8	3	0	3	1	0	8	3.9	
TEMPLE	01/17/15	12	1-2	.500	0-0	.000	2-4	.500	1	3	4	1.9	2	0	0	0	0	4	3.9	
HOUSTON	01/21/15	6	0-1	.000	0-0	.000	2-2	1.000	0	0	0	1.8	0	0	0	1	0	2	3.8	
at UCF	01/25/15	8	1-2	.500	0-0	.000	2-2	1.000	2	0	2	1.8	2	0	1	0	0	4	3.8	
UCONN	01/29/15	19	2-6	.333	0-0	.000	2-4	.500	2	1	3	1.9	1	0	2	2	0	6	4.0	
at East Carolina	02/01/15	8	0-2	.000	0-0	.000	2-2	1.000	1	0	1	1.9	0	0	0	1	0	2	3.9	
at SMU	02/05/15	4	1-1	1.000	0-0	.000	1-2	.500	0	2	2	1.9	2	0	0	1	0	3	3.8	
USF	02/07/15	11	2-6	.333	0-0	.000	2-3	.667	4	2	6	2.0	2	0	0	1	1	6	3.9	
at Temple	02/10/15	10	2-3	.667	0-0	.000	1-1	1.000	0	0	0	2.0	1	0	1	1	0	5	4.0	
TULANE	02/14/15	9	1-2	.500	0-0	.000	2-2	1.000	0	2	2	2.0	4	0	0	1	0	4	4.0	
XAVIER	02/18/15	10	2-2	1.000	0-0	.000	0-0	.000	0	2	2	2.0	3	0	1	0	0	4	4.0	
at Houston	2/21/15	10	2-2	1.000	0-0	.000	1-1	1.000	0	0	0	1.9	0	0	0	2	0	5	4.0	
UCF	02/25/15	9	1-2	.500	0-0	.000	3-4	.750	1	1	2	1.9	3	0	0	3	0	5	4.0	
at Tulane	02/28/15	13	3-4	.750	0-0	.000	0-3	.000	1	4	5	2.0	3	1	4	0	0	6	4.1	
at Tulsa	03/04/15	7	0-2	.000	0-0	.000	0-0	.000	0	1	1	2	2.0	2	0	1	1	0	4.0	
MEMPHIS	03/08/15	7	2-2	1.000	0-0	.000	0-0	.000	1	2	3	2.0	0	0	0	1	0	4	4.0	
vs UConn	3/13/15	7	0-0	.000	0-0	.000	0-0	.000	0	1	1	2.0	2	0	0	0	1	0	3.8	
vs Purdue	3/19/15	26	5-9	.556	0-0	.000	3-5	.600	1	1	2	2.0	3	0	0	2	0	13	4.1	
vs Kentucky	3/21/15	17	3-6	.500	0-0	.000	1-4	.250	3	3	6	2.1	1	1	1	2	0	7	4.2	
Totals		0	360	54-99	.545	0-0	.000	35-57	.614	25	47	72	2.1	52	3	24	33	2	143	4.2



#24 SHAQ THOMAS

FORWARD • 6-7 • 210 • R-SENIOR • 3L • PATERSON, N.J. (NIA PREP SCHOOL)

AWARDS

» American Athletic Conference
Weekly Honor Roll
(12/8/14 & 1/25/16)

MOMENTS

» Scored a career-high 18 points on 8-11 shooting vs. Memphis (1/21/16)
» Helped spark Cincinnati's five-game win streak to end the regular season with a career-high 18 points at Houston (2/21/15)
» Scored eight points, including a key three-pointer with 1:40 left, to finish off No. 23 SMU 62-54 in Dallas (2/5/15)
» Shot a career-best 45.7 percent (86 of 188) from the field during the 2014-15 season

2015-16 Season (R-Senior): Saw 13 minutes of action against UConn (3/11) ... had missed three games due to injury (both East Carolina games, at Houston) ... tallied 17 points on 6-of-8 shooting with a pair of threes in 19 minutes against Tulane (1/24) ... poured in a career-high 18 points on 8-of-11 shooting with six rebounds and two blocks against Memphis (1/21) ... scored a team-high 15 points on 7-of-9 shooting with nine rebounds and four assists against Morgan State (12/6) ... averaged 8.0 points and 3.5 rebounds in two games at the Barclays Center Classic in Brooklyn ... tallied 14 points on 6-of-8 shooting with a career-high five steals vs. Robert Morris (11/15).

2014-15 Season (R-Junior): Started 22 of 34 games, averaging 6.4 points and 3.1 rebounds in 22.5 minutes ... shot a career-best 45.7 percent (86 of 188) from the field ... scored in double figures in 10 games ... averaged a team-best 9.5 points to go with 5.2 rebounds during December ... shot 58.0 percent (29 of 50) from the field and 73.7 percent (14 of 19) from the foul line while averaging 8.4 points during February ... scored in double figures in five of the last eight games of the season ... posted a career-high 18 points on 5-of-8 shooting from the field and 7-of-8 shooting from the free-throw line at Houston (2/21) ... had 13 points on 6-of-8 shooting from the field against UCF (2/25) ... posted 10 points and seven rebounds against UConn (3/13) in the quarterfinals of the American Championship ... had eight points, including a three-pointer with 1:40 left to help seal the 62-54 win at No. 23 SMU (2/5) ... scored 15 points at NC State (12/30) ... named to The American Weekly Honor Roll after posting 14 points on 6-of-11 shooting from the field to go with six rebounds and two steals against Stony Brook (12/2).

2013-14 Season (R-Sophomore): Started all 34 games, averaging 6.8 points and 2.8 rebounds in 22.9 minutes ... ranked second on the team in field-goal shooting (45.4 percent), making 89 of 196 attempts ... shot a team-best 57.9 percent (11 of 19) in UC's three postseason games ... scored in double figures in 11 games ... poured in a season-high 15 points on 7-of-9 shooting to go with four rebounds and two assists at Temple (1/26) ... tallied 14 points, making 6 of 7 free throws against Chicago State (12/23) ... scored 13 points with a pair of three-pointers against Xavier (12/14) ... had 10 points with four rebounds and three steals at Memphis (1/4) ... handed out a career-best five assists against UMass Lowell (11/26) and UCF (1/23) ... contributed 10 points and season-best seven rebounds against Appalachian State (11/16).

SEASON & CAREER STATISTICS

2015-16 SEASON

	Pts	CAREER
18 vs. Memphis, 1/21/16	18, 2x (last vs. Memphis, 1/21/16)	
11, 2x (last vs. Memphis, 1/21/16)	FG Atts	11, 3x (last vs. Memphis, 1/21/16)
8 vs. Memphis, 1/21/16	FG Made	8 vs. Memphis, 1/21/16
4, 2x (last vs. Temple, 12/29/15)	3PT-FG Atts	4, 2x (last vs. Temple, 12/29/15)
2, 3x (last vs. Tulane, 1/24/16)	3PT-FG Made	2, 3x (last vs. Tulane, 1/24/16)
7 vs. Western Carolina, 11/13/15	FT Atts	8, 2x (last at Houston, 2/21/15)
4, 3x (last at USF, 1/10/16)	FT Made	7, at Houston, 2/21/15
9 vs. Morgan State, 12/6/15	Rebs	9, 2x (last vs. Morgan State, 12/6/15)
4 vs. Morgan State, 12/6/15	Assts	5, 2x (last vs. UCF, 1/23/14)
5 vs. Robert Morris, 11/15/15	Stls	5 vs. Robert Morris, 11/15/15
2, 4x (last vs. Memphis, 1/21/16)	Blks	2, 7x (last vs. Memphis, 1/21/16)
33 at Xavier, 12/12/15	Mins	38 at Houston, 2/21/15

MISCELLANEOUS STATISTICS

CATEGORY	2012-13	2013-14	2014-15	2015-16	CAREER
Double-Figure Scoring Games	2	11	10	8	31
Double-Figure Rebounding Games	0	0	0	0	0
Double-Double Games	0	0	0	0	0
20-Point Scoring Games	0	0	0	0	0
Games Led UC in Scoring	0	0	3	2	5
Games Led UC in Rebounding	0	1	1	1	3
Games Led UC in Assists	1	2	0	3	6
Games With 3+ Assists	2	3	1	4	10
Games With 3+ Blocks	0	0	0	0	0
Games With 3+ Steals	0	2	0	1	3
Games With 3+ Three-Pointers	0	0	0	0	0

2012-13 Season (R-Freshman): Played in 33 games as a reserve, averaging 3.0 points and 2.2 rebounds in 10.8 minutes ... played in all 18

BIG EAST games ... scored a season-high 12 points on 6-of-9 shooting to go with four rebounds in 23 minutes against Creighton (3/22) in the NCAA tournament second round ... posted 11 points to go with seven rebounds and three assists in 22 minutes against Maryland Eastern Shore (12/8) ... pulled down a season-high eight rebounds against Providence (3/13) in the second round of the BIG EAST Championship.


2011-12 Season: Redshirted.

Prior to Cincinnati: Played two seasons at NIA Prep in Newark, New Jersey, averaging 28 points and eight assists in 2010-2011 ... tabbed a four-star prospect by Rivals.com and Scout.com ... listed as the 81st-best player overall nationally by Rivals.com ... tabbed the 20th-best small forward in the country by Scout.com.

Personal: Born March 25, 1992 in Paterson, New Jersey ... son of Amanda Thomas and Joseph Carson ... has a brother, Isaiah, and sister, Essence Carson, a forward/guard for the WNBA's New York Liberty ... nephew of long-time NBA veteran Tim Thomas ... right-handed.

CAREER STATISTICS

			Total		3-Point		F-Throws		Rebounds											Scoring	
Season	gp-gs	min/avg	fg-fga	pct	fg-fga	pct	ft-fa	pct	off	def	tot	avg	pf	fo	ast	to	blk	stl	pts	avg	
2012-13	33-0	356/10.8	42-101	.416	3-8	.375	13-27	.481	30	41	71	2.2	22	0	16	19	6	17	100	3.0	
2013-14	34-34	779/22.9	89-196	.454	5-19	.263	49-74	.662	37	57	94	2.8	55	1	32	36	12	29	232	6.8	
2014-15	34-22	766/22.5	86-188	.457	6-18	.333	41-70	.586	39	66	105	3.1	53	0	19	49	17	20	219	6.4	
2015-16	28-25	573/20.5	66-150	.440	11-35	.314	29-49	.592	40	65	105	3.8	42	0	39	34	15	20	172	6.1	
TOTAL	129-81	2474/19.2	283-635	.446	25-80	.313	132-220	.600	146	229	375	2.9	172	1	106	138	50	86	723	5.6	



#24 SHAQ THOMAS

FORWARD • 6-7 • 210 • R-SENIOR • 3L • PATERSON, N.J. (NIA PREP SCHOOL)

GAME-BY-GAME STATISTICS

2015-16 (SENIOR SEASON)

Opponent	Date	gs	min	Total		3-Pointers		Free throws		Rebounds		pf	a	tlo	blk	stl	pts	avg			
				fg	fga	pct	3fg	3fga	pct	ft	fta								pct	off	def
WESTERN CAROLINA	11/13/15	*	22	2-5	.400	0-0	.000	4-7	.571	2	3	5	5.0	3	3	3	0	8	8.0		
ROBERT MORRIS	11/15/15	*	18	6-8	.750	0-0	.000	2-4	.500	0	3	3	4.0	2	2	0	1	5	14.0		
at Bowling Green	11/18/15	*	20	4-7	.571	1-2	.500	1-2	.500	2	1	3	3.7	0	3	2	2	1	10	10.7	
ARKANSAS-PINE BLUFF	11/22/15	*	21	1-5	.200	0-1	.000	3-3	1.000	2	5	7	4.5	1	1	1	0	1	5	9.3	
SE LOUISIANA	11/24/15	*	16	1-3	.333	0-1	.000	0-0	.000	4	2	6	4.8	2	2	1	0	0	2	7.8	
vs Nebraska	11/27/15	*	26	4-8	.500	2-2	1.000	4-6	.667	1	3	4	4.7	3	0	2	0	0	14	8.8	
vs George Washington	11/28/15	*	19	0-3	.000	0-1	.000	2-2	1.000	3	0	3	4.4	4	2	0	0	0	2	7.9	
BUTLER	12/2/15	*	20	2-5	.400	0-0	.000	1-1	1.000	1	1	2	4.1	0	0	1	1	0	5	7.5	
MORGAN STATE	12/6/15	*	27	7-9	.778	1-2	.500	0-2	.000	2	7	9	4.7	3	4	2	2	1	15	8.3	
at Xavier	12/12/15	*	33	5-11	.455	1-4	.250	0-0	.000	3	2	5	4.7	3	3	3	1	0	11	8.6	
NORFOLK STATE	12/15/15	*	27	4-9	.444	1-3	.333	0-1	.000	2	4	6	4.8	4	3	2	1	1	9	8.6	
at VCU	12/19/15	*	27	1-3	.333	0-1	.000	2-2	1.000	2	5	7	5.0	1	1	1	1	0	4	8.3	
IOWA STATE	12/22/15	*	20	2-5	.400	0-1	.000	0-0	.000	2	4	6	5.1	0	2	1	0	2	4	7.9	
TEMPLE	12/29/15	*	28	3-8	.375	2-4	.500	0-0	.000	0	2	2	4.9	2	0	1	2	0	8	7.9	
TULSA	12/16/15	*	24	2-5	.400	0-1	.000	0-0	.000	1	4	5	4.9	3	2	2	1	2	4	7.7	
at SMU	01/07/16	*	17	1-6	.167	0-2	.000	0-0	.000	1	1	2	4.7	1	1	2	0	0	2	7.3	
at USF	1/10/16	*	29	3-7	.429	0-1	.000	4-5	.800	1	2	3	4.6	1	2	0	0	1	10	7.5	
HOUSTON	1/13/16	*	20	0-4	.000	0-0	.000	0-0	.000	1	0	1	4.4	1	0	2	0	1	0	7.1	
at Temple	01/16/16	*	25	1-5	.200	0-0	.000	0-2	.000	2	2	4	4.4	0	0	0	0	1	2	6.8	
MEMPHIS	01/21/16	*	29	8-11	.727	1-3	.333	1-1	1.000	1	5	6	4.5	2	1	2	2	0	18	7.4	
TULANE	01/24/16	*	19	6-8	.750	2-2	1.000	3-4	.750	0	4	4	4.4	1	2	1	0	1	17	7.8	
at UCONN	1/28/16	*	18	1-3	.333	0-0	.000	0-1	.000	2	1	3	4.4	0	1	2	0	1	2	7.5	
USF	02/04/16	*	17	0-4	.000	0-1	.000	1-2	.500	2	1	3	4.3	2	1	0	1	1	1	7.3	
at Memphis	2/6/16	*	11	0-1	.000	0-1	.000	0-2	.000	0	1	1	4.2	0	0	2	0	0	0	7.0	
at UCF	2/9/16	*	3	1-2	.500	0-0	.000	0-0	.000	0	0	0	4.0	0	0	0	0	0	2	6.8	
at Tulsa	02/18/16	*	16	0-3	.000	0-2	.000	1-2	.500	1	0	1	3.9	2	2	1	0	0	1	6.5	
UCONN	2/20/16	*	8	1-1	1.000	0-0	.000	0-0	.000	1	2	3	3.9	0	0	0	0	0	2	6.4	
vs UCONN	3/11/16	*	13	0-1	.000	0-0	.000	0-0	.000	1	0	1	3.8	1	1	0	0	1	0	6.1	
Totals			25	573	66-150	.440	11-35	.314	29-49	.592	40	65	105	3.8	42	39	34	15	20	172	6.1

2013-14 (R-SOPHOMORE SEASON)

Opponent	Date	gs	min	Total		3-Pointers		Free throws		Rebounds		pf	a	tlo	blk	stl	pts	avg			
				fg	fga	pct	3fg	3fga	pct	ft	fta								pct	off	def
NORTH CAROLINA CENT	11/08/13	*	11	1-2	.500	0-0	.000	0-0	.000	2	3	5	0	2	0	3	0	2	2.0		
NC STATE	11/12/13	*	25	2-4	.500	0-0	.000	2-3	.667	2	0	2	3.5	2	0	1	1	6	4.0		
APPALACHIAN ST.	11/16/13	*	27	3-9	.333	0-0	.000	4-4	1.000	4	3	7	4.7	0	2	1	1	10	6.0		
CAMPBELL	11/20/13	*	27	4-7	.571	0-0	.000	0-1	.000	1	1	2	4.0	0	2	3	0	8	6.5		
UMASS LOWELL	11/26/13	*	24	3-7	.429	0-2	.000	1-2	.500	1	3	4	4.0	1	5	0	2	7	6.6		
KENNESAW ST.	11/29/13	*	21	5-7	.714	1-1	1.000	0-0	.000	0	2	2	3.7	1	2	0	0	2	11	7.3	
USC UPSTATE	12/03/13	*	20	1-4	.250	0-0	.000	2-2	1.000	1	1	2	3.4	2	0	0	3	4	6.9		
at New Mexico	12/07/13	*	16	0-2	.000	0-0	.000	0-0	.000	0	2	2	3.3	2	1	1	1	0	6.0		
vs Xavier	12/14/13	*	35	5-8	.625	2-3	.667	1-4	.250	1	0	1	3.0	1	1	1	1	13	6.8		
vs Pittsburgh	12/17/13	*	20	0-4	.000	0-0	.000	0-0	.000	1	1	2	2.9	2	0	1	0	0	6.1		
MIDDLE TENNESSEE	12/21/13	*	16	2-5	.400	0-1	.000	3-3	1.000	1	2	3	2.9	2	0	3	0	1	7	6.2	
CHICAGO STATE	12/23/13	*	20	4-8	.500	0-2	.000	6-7	.857	0	1	1	2.8	1	2	0	0	1	14	6.8	
NEBRASKA	12/28/13	*	17	1-4	.250	0-0	.000	1-2	.500	0	2	2	2.7	1	0	0	0	3	6.5		
SMU	1/1/14	*	27	2-4	.500	0-0	.000	6-8	.750	0	1	1	2.6	1	0	1	0	10	6.8		
at Memphis	1/14/14	*	30	4-9	.444	1-1	1.000	1-3	.333	3	1	4	2.7	2	0	0	1	3	10	7.0	
at Houston	1/17/14	*	22	0-5	.000	0-1	.000	0-0	.000	0	1	3	4	2.8	3	1	2	0	0	6.6	
RUTGERS	1/11/14	*	28	2-7	.286	1-2	.500	6-6	1.000	0	3	3	2.8	0	0	0	0	2	11	6.8	
TEMPLE	1/14/14	*	24	2-3	.667	0-0	.000	0-0	.000	0	2	2	4	2.8	2	3	1	0	4	6.7	
at USF	1/18/14	*	23	3-4	.750	0-0	.000	4-4	1.000	1	2	3	3.0	3	2	0	1	10	6.8		
UCF	1/23/14	*	17	2-6	.333	0-0	.000	2-4	.500	3	2	5	3.0	3	5	2	1	6	6.8		
at Temple	01/26/14	*	32	7-9	.778	0-1	.000	1-3	.333	1	3	4	3.0	5	2	1	1	0	15	7.2	
at Louisville	1/30/14	*	29	4-5	.800	0-1	.000	3-4	.750	2	4	6	3.1	3	1	2	0	0	11	7.4	
USF	2/14/14	*	23	1-6	.167	0-0	.000	0-0	.000	0	1	1	2.3	1	0	0	0	1	2	7.1	
UCONN	2/6/14	*	19	2-3	.667	0-0	.000	0-0	.000	0	1	1	3.0	1	0	0	0	0	4	7.0	
at SMU	02/08/14	*	24	2-5	.400	0-2	.000	1-2	.500	0	1	1	2.9	1	0	2	2	5	6.9		
HOUSTON	2/15/14	*	28	5-10	.500	0-1	.000	1-2	.500	1	1	2	2.9	2	1	1	0	1	11	7.1	
at UCF	2/19/14	*	24	4-8	.500	0-0	.000	0-0	.000	0	1	1	2.9	3	1	2	1	0	8	7.1	
LOUISVILLE	2/22/14	*	21	0-4	.000	0-0	.000	0-0	.000	0	0	0	2.8	1	1	1	0	1	0	6.9	
at UConn	3/1/14	*	25	3-7	.429	0-1	.000	2-6	.333	1	4	5	2.8	0	0	1	0	1	8	6.9	
MEMPHIS	03/06/14	*	22	2-6	.333	0-0	.000	0-0	.000	1	1	2	2.8	2	0	0	1	0	4	6.8	
at Rutgers	03/08/14	*	19	2-5	.400	0-0	.000	0-0	.000	0	2	2	2.8	2	0	1	1	1	4	6.7	
vs UCF	3/13/14	*	18	3-6	.500	0-0	.000	2-4	.500	1	1	2	2.8	1	0	1	0	0	8	6.8	
vs UConn	3/14/14	*	24	4-7	.571	0-0	.000	0-0	.000	4	1	5	2.8	1	2	1	1	0	8	6.8	
vs Harvard	03/20/14	*	21	4-6	.667	0-0	.000	0-0	.000	0	1	1	2.8	2	0	1	2	1	8	6.8	
Totals			34	779	89-196	.454	5-19	.263	49-74	.662	37	57	94	2.8	55	32	36	12	29	232	6.8

2014-15 (R-JUNIOR SEASON)

Opponent	Date	gs	min	Total		3-Pointers		Free throws		Rebounds		pf	a	tlo	avg	pts	avg
				fg-fga	pct	3fg-3fga	pct	ft-fta	pct	off	def						
SAINT FRANCIS	11/14/14	*	14	0-3	.000	0-1	.000	0-0	.000	0	3	3	0	1	0	4	0.0
MOREHEAD STATE	11/19/14	*	24	1-6	.167	0-2	.000	1-2	.500	2	2	4	3	5	4	3	1.2
EASTERN ILLINOIS	11/23/14	*	26	4-8	.500	0-1	.000	1-2	.500	2	3	5	4	0	1	5	1.9
N.C. CENTRAL	11/25/14	*	19	0-1	.000	0-0	.000	1-2	.500	0	1	1	3	3	1	2	0.0
vs Middle Tennessee	11/28/14	*	8	3-3	1.000	0-0	.000	0-0	.000	1	2	3	3	2	0	1	1
vs Ole Miss	11/29/14	*	18	2-7	.286	0-1	.000	0-0	.000	3	1	4	3	3	1	0	0
STONY BROOK	12/02/14	*	30	6-11	.545	0-1	.000	2-2	1.000	3	3	6	3	7	1	1	0
at Nebraska	12/31/14	*	27	2-8	.250	0-0	.000	1-3	.333	1	7	8	4	3	0	0	1
SAN DIEGO STATE	12/17/14	*	25	2-6	.333	0-0	.000	3-4	.750	1	1	2	4	3	0	3	0
VCU	12/20/14	*	27	3-9	.333	0-0	.000	0-3	.000	5	4	9	4	5	1	0	2
WAGNER	12/23/14	*	23	3-6	.500	0-0	.000	4-7	.571	3	1	4	4	5	3	0	2
at NC State	12-30-14	*	28	5-10	.500	0-1	.000	5-6	.833	1	1	2	4	3	2	0	0
SMU	01/03/15	*	33	1-5	.200	0-0	.000	2-4	.500	2	3	5	4	3	0	1	3
EAST CAROLINA	01/06/15	*	9	3-4	.750	0-0	.000	0-0	.000	0	3	3	4	2	2	0	0
at UConn	11/01/15	*	27	3-5	.600	1-1	1.000	1-2	.500	1	3	4	4	2	3	1	3
at Memphis	11/15/15	*	14	0-2	.000	0-0	.000	0-0	.000	0	2	2	4	1	2	0	0
TEMPLE	01/17/15	13	24	5-10	.500	0-0	.000	0-0	.000	0	1	1	3	9	1	0	0
HOUSTON	01/21/15	19	4-5	800	1-1	1.000	1-2	.500	0	0	0	3	7	1	1	0	0
at UCF	01/25/15	12	1-2	.500	0-0	.000	1-2	.500	0	0	0	3	5	0	0	1	0
UConn	01/29/15	14	1-2	.500	0-0	.000	1-3	.333	0	0	0	3	3	0	0	0	1
at East Carolina	02/01/15	15	1-3	.333	0-0	.000	2-3	.667	0	2	2	3	2	1	0	0	0
at SMU	02/05/15	25	3-5	.600	1-1	1.000	1-2	.500	2	2	2	3	2	1	0	3	1
USF	02/07/15	21	1-5	.200	0-0	.000	1-1	1.000	2	0	2	3	1	1	2	1	0
at Temple	02/10/15	26	5-6	.833	1-1	1.000	0-0	.000	0	3	3	3	1	4	1	1	0
02/14/15	11	0-2	.000	0-1	.000	0-0	.000	0	0	2	2	3	1	3	0	1	0
XAVIER	02/18/15	25	4-7	.571	0-1	.000	0-0	.000	1	1	2	3	0	1	1	0	1
at Houston	2/21/15	*	38	5-8	.625	1-2	.500	7-8	.875	0	0	0	2	9	1	2	0
UCF	02/25/15	*	32	6-8	.750	0-0	.000	1-2	.500	1	2	3	2	9	1	1	0
at Tulane	02/28/15	*	28	4-6	.667	1-2	.500	2-3	.667	0	0	0	2	8	2	1	1
at Tulsa	03/04/15	*	31	0-6	.000	0-0	.000	0-2	.000	1	2	3	2	8	2	1	4
MPHIS	03/08/15	12	1-2	.500	0-0	.000	0-0	.000	0	2	2	2	8	1	0	3	0
vs UConn	3/13/15	*	35	4-7	.571	0-1	.000	2-2	1.000	5	2	7	2	9	1	1	2
vs Purdue	3/19/15	*	29	1-6	.167	0-0	.000	1-3	.333	2	4	6	3	0	3	0	1
vs Kentucky	3/21/15	*	28	5-10	.500	0-0	.000	0-0	.000	2	3	5	3	1	4	0	1
Totals		22	766	86-188	.457	6-18	.333	41-70	.586	39	66	105	3.1	53	19	49	17



#25 KEVIN JOHNSON

GUARD • 6-3 • 180 • JUNIOR • 2L • CINCINNATI, OHIO (SUMMIT COUNTRY DAY)

MOMENTS

- » Hit the potential game-winning three-pointer with 0.8 seconds left in triple overtime against UConn (3/11/16) in the quarterfinals of the American Championship
- » Got hot from the perimeter, making four three-pointers against both Temple (1/17/15) and at Tulane (2/28/15)
- » Sank a pair of free throws with 11 seconds remaining to help secure a 61-60 road win at Houston (1/17/14)
- » Nailed a three-pointer with 36 seconds left to help send Cincinnati to a 61-58 win over UCF in 2014 American Championship quarterfinals

2015-16 Season (Junior): Scored seven points including the potential game-winning three-pointer with 0.8 seconds left in triple overtime against UConn (3/11) in the quarterfinals of the American Championship ... tallied 13 points with a trio of threes in a season-high 29 minutes against East Carolina (2/13) ... scored a team-high 13 points with a trio of threes at UCF (2/9) ... registered nine points with three steals against Memphis (1/21) ... posted eight points with a pair of threes against No. 11 Iowa State (12/22) ... had nine points with a pair of threes against Butler (12/2) ... scored nine of his 11 points in the second half, including a key put back with four minutes left against George Washington (11/28) ... poured in 14 points with four three-pointers in 23 minutes vs. Robert Morris (11/15).

2014-15 Season (Sophomore): Started 24 of 34 games played, averaging 6.5 points, 1.4 rebounds, and 1.3 assists in 21.8 minutes ... ranked third on the team in scoring in January, averaging 8.3 points with a team-best 14 three-pointers ... scored in double figures in eight games and handed out three or more assists six times ... posted a season-high 15 points with a season-best four three-pointers at Tulane (2/28) ... had 14 points with a season-best four three-pointers against Temple (1/17) ... registered 13 points with a trio of three-pointers and four rebounds at UCF (1/25) ... recorded 12 points and a season-high five rebounds with two assists and two steals at Houston (2/21).

2013-14 Season (Freshman): Played in 33 games as a reserve, averaging 3.7 points and 1.0 rebounds in 10.2 minutes ... led the team in free-throw shooting (86.7 percent) making 26 of 30 attempts, including several in clutch situations ... made his last 19 free throws of the season ... made a pair of free-throws with 11 seconds left in UC's 61-60 win at Houston (1/7) ... hit a three-pointer with 36 seconds left to secure UC's win over UCF (3/13) in the quarterfinals of the AAC Championship ... scored a season-high 11 points on 4-of-6 shooting to go with four rebounds against Nebraska (12/28) ... posted 10 points with 5-of-6 free throws against Chicago State (12/23) ... tallied eight points with a pair of three-pointers and three assists at Rutgers (3/8).

Prior to Cincinnati: Averaged 21 points and five rebounds as a senior at Summit Country Day, helping the Silver Knights to a 25-1 record and second-place regional finish ... guided his team to a 26-1 record and the school's first Division III state crown as a junior while averaging 14.1 points, 6.6 rebounds and 2.8 assists ... earned most valuable player award in 2012 state championship game ... tabbed co-player of the year as a junior and senior ... earned co-Mr. Basketball accolades as a senior ... selected a Top 150 prospect and Top 30 shooting guard by Rivals.com ... coached by Michael Bradley.

Personal: Born June 11, 1995 in Cincinnati, Ohio ... son of Katrice Rosser-Johnson and Kevin Johnson Sr. ... right-handed.

SEASON & CAREER STATISTICS

2015-16 SEASON

15 vs. Houston, 1/13/16	Pts	15, 2x (last vs. Houston, 1/13/16)
14 vs. Robert Morris, 11/15/15	FG Atts	14 vs. Robert Morris, 11/15/15
5, 3x (last vs. East Carolina, 2/13/16)	FG Made	5, 6x (last vs. East Carolina, 2/13/16)
9, 2x (last vs. Houston, 1/13/16)	3PT-FG Atts	9, 2x (last vs. Houston, 1/13/16)
4, 2x (last vs. Houston, 1/13/16)	3PT-FG Made	4, 4x 2x (last vs. Houston, 1/13/16)
4, 3x (last vs. USF, 2/4/16)	FT Atts	6, 2x (last vs. Memphis, 3/8/15)
4, 2x (last vs. USF, 2/4/16)	FT Made	5, vs. Chicago State, 12/23/13
6 at Temple, 1/16/16	Rebs	6 at Temple, 1/16/16
4, 2x (last at UConn, 1/28/16)	Assts	4, 2x (last at UConn, 1/28/16)
3, 3x (last vs. SMU, 3/6/16)	Stls	4 vs. Wagner, 12/23/14
1 vs. SMU, 3/6/16	Blks	2 vs. Stony Brook, 12/2/14
36 at East Carolina, 2/27/16	Mins	36, 2x (last at East Carolina, 2/27/16)

MISCELLANEOUS STATISTICS

CATEGORY	2013-14	2014-15	2015-16	CAREER
Double-Figure Scoring Games	2	8	6	16
Double-Figure Rebounding Games	0	0	0	0
Double-Double Games	0	0	0	0
20-Point Scoring Games	0	0	0	0
Games Led UC in Scoring	0	4	2	6
Games Led UC in Rebounding	0	0	0	0
Games Led UC in Assists	0	4	3	7
Games With 3+ Assists	3	6	9	18
Games With 3+ Blocks	0	0	0	0
Games With 3+ Steals	0	1	3	4
Games With 3+ Three-Pointers	0	5	3	8

CAREER STATISTICS

Season	gp-gs	min/avg	Total fg-fga	pct	3-Point fg-fga	pct	F-Throws ft-fga	pct	Rebounds off	def	tot	avg	pf	fo	ast	to	blk	stl	Scoring pts	avg
2013-14	33-0	338/10.2	41-103	.398	15-48	.313	26-30	.867	14	19	33	1.0	42	0	21	17	3	13	123	3.7
2014-15	34-24	742/21.8	74-195	.379	43-123	.350	29-44	.659	6	40	46	1.4	68	0	45	54	4	28	220	6.5
2015-16	32-2	677/21.2	67-193	.347	40-128	.313	24-32	.750	22	33	55	1.7	50	0	52	38	2	29	198	6.2
TOTAL	99-26	1757/17.7	182-491	.371	98-299	.328	79-106	.745	42	92	134	1.4	160	0	118	109	9	70	541	5.5



#25 KEVIN JOHNSON

GUARD • 6-3 • 180 • JUNIOR • 2L • CINCINNATI, OHIO (SUMMIT COUNTRY DAY)

GAME-BY-GAME STATISTICS

2015-16 (JUNIOR SEASON)

Opponent	Date	gs	min	Total		3-Pointers		Free throws		Rebounds			pf	a	t/o	blk	stl	pts	avg	
				fg-fga	pct	ft-fa	pct	off	def	tot										
WESTERN CAROLINA	11/13/15	20	2-7	286	1-5	200	1-2	.500	0	1	1	1.0	2	3	0	0	0	6	6.0	
ROBERT MORRIS	11/15/15	23	5-14	357	4-9	444	0-0	.000	3	1	4	2.5	2	3	0	0	2	14	10.0	
at Bowling Green	11/18/15	20	3-8	375	2-6	333	0-0	.000	0	1	1	2.0	2	2	1	0	1	8	9.3	
ARKANSAS-PINE BLUFF	11/22/15	15	1-6	167	0-3	000	3-3	1.000	0	0	0	1.5	2	2	0	0	1	5	8.3	
SE LOUISIANA	11/24/15	18	1-7	143	1-4	250	0-0	.000	0	1	1	1.4	3	3	2	0	2	3	7.2	
vs Nebraska	11/27/15	25	1-5	200	1-3	333	1-2	.500	3	2	5	2.0	1	3	1	0	1	4	6.7	
vs George Washington	11/28/15	25	5-9	556	1-5	200	0-0	.000	2	0	2	2.0	1	0	0	0	0	11	7.3	
BUTLER	12/2/15	26	3-5	600	2-3	667	1-2	.500	0	1	1	1.9	3	1	2	0	0	9	7.5	
MORGAN STATE	12/6/15	22	4-8	500	2-6	333	0-0	.000	2	1	3	2.0	1	3	3	0	2	10	7.8	
at Xavier	12/12/15	16	1-2	500	1-2	500	0-0	.000	0	0	0	1.8	2	1	3	0	1	3	7.3	
NORFOLK STATE	12/15/15	10	0-2	.000	0-2	.000	0-0	.000	1	0	1	1.7	3	1	3	0	0	0	6.6	
at VCU	12/19/15	15	0-2	.000	0-2	.000	4-4	1.000	0	1	1	1.7	1	0	0	0	1	4	6.4	
IOWA STATE	12/22/15	19	3-4	750	2-3	667	0-0	.000	1	0	1	1.6	3	0	2	0	0	8	6.5	
TEMPLE	12/29/15	13	1-4	250	1-3	333	0-0	.000	0	0	0	1.5	2	0	1	0	0	3	6.3	
TULSA	12/16/16	21	2-8	250	2-5	400	1-2	.500	1	0	1	1.5	1	1	2	0	2	7	6.3	
at SMU	01/07/16	12	2-4	500	1-3	333	0-0	.000	0	0	0	1.4	0	0	0	0	0	5	6.3	
at USF	11/10/16	17	1-4	250	0-3	000	0-0	.000	0	2	2	1.4	2	2	2	0	0	2	6.0	
HOUSTON	11/13/16	22	5-12	417	4-9	444	1-2	.500	0	3	3	1.5	0	1	0	0	2	15	6.5	
at Temple	01/16/16	24	1-7	143	0-5	000	0-0	.000	2	4	6	1.7	1	4	3	0	0	2	6.3	
MEMPHIS	01/21/16	20	3-7	429	1-5	200	2-3	.667	1	3	4	1.9	3	1	0	0	3	9	6.4	
TULANE	01/24/16	18	0-2	.000	0-1	000	3-4	.750	0	2	2	1.9	2	1	0	0	1	3	6.2	
at UCONN	12/8/16	16	1-5	200	1-4	250	0-0	.000	0	0	0	1.8	0	4	1	0	1	3	6.1	
USF	02/04/16	17	2-4	500	1-3	333	4-4	1.000	0	2	2	1.8	1	1	2	0	0	9	6.2	
at Memphis	2/6/16	13	0-3	.000	0-2	000	0-0	.000	0	0	0	1.7	4	0	2	0	0	0	6.0	
at UCF	2/9/16	33	5-11	455	3-4	750	0-0	.000	2	1	3	1.8	2	2	2	0	3	13	6.2	
EAST CAROLINA	2/13/16	29	5-10	500	3-8	375	0-0	.000	0	2	2	1.8	0	3	1	0	0	13	6.5	
at Tulsa	02/18/16	21	1-7	143	0-3	000	0-0	.000	0	1	1	1.7	1	3	0	0	1	2	6.3	
UCONN	2/20/16	21	3-5	600	2-3	667	0-0	.000	1	1	2	1.8	0	0	2	0	1	8	6.4	
at East Carolina	2/27/16	* 36	1-7	143	0-4	000	0-0	.000	2	2	4	1.8	1	3	0	0	1	2	6.2	
at Houston	3/3/16	* 31	1-4	250	1-3	333	0-0	.000	1	1	2	1.8	3	2	1	1	0	3	6.1	
SMU	03/06/16	24	2-4	500	1-3	333	2-2	1.000	0	0	0	1.8	0	1	1	1	3	7	6.2	
vs UCONN	3.11.16	35	2-6	333	2-4	500	1-2	.500	0	0	0	1.7	1	1	1	0	0	7	6.2	
Totals		2	677	67-193	.347	40-128	.313	24-32	.750	22	33	55	1.7	50	52	38	2	29	198	6.2

2014-15 (SOPHOMORE SEASON)

Opponent	Date	gs	min	Total		3-Pointers		Free throws		Rebounds		pf	a	t/o	blk	stl	pts	avg		
				fg-fga	pct	3fg-fga	pct	ft-fa	pct	off	def								tot	
SAINT FRANCIS	11/14/14	17	3-5	.600	0-2	.000	1-2	.500	0	0	0	0.0	1	2	2	0	1	7	7.0	
MOREHEAD STATE	11/19/14	4	0-0	.000	0-0	.000	0-0	.000	0	0	0	0.0	3	0	1	0	0	0	3.5	
EASTERN ILLINOIS	11/23/14	* 18	0-6	.000	0-5	.000	2-3	.667	0	3	3	1.0	2	1	3	0	0	2	3.0	
N.C. CENTRAL	11/25/14	* 23	3-5	.600	3-4	.750	0-0	.000	0	0	0	0.8	1	1	1	0	0	9	4.5	
vs Middle Tennessee	11/28/14	* 23	2-6	.333	2-5	.400	0-0	.000	0	3	3	1.2	0	0	3	0	0	6	4.8	
vs Ole Miss	11/29/14	* 32	1-6	.167	0-5	.000	0-0	.000	0	1	1	1.2	2	1	0	0	0	2	4.3	
STONY BROOK	12/02/14	* 25	4-6	.667	2-2	1.000	2-5	.400	0	3	3	1.4	3	1	1	2	1	12	5.4	
at Nebraska	12/13/14	* 25	1-7	.143	1-5	.200	0-0	.000	0	1	1	1.4	3	0	1	0	0	3	5.1	
SAN DIEGO STATE	12/17/14	* 21	2-3	.667	1-2	.500	4-4	1.000	0	1	1	1.3	3	1	3	0	1	9	5.6	
VCU	12/20/14	* 17	1-3	.333	0-2	.000	0-0	.000	0	0	0	1.2	1	0	3	0	0	2	5.2	
WAGNER	12/23/14	* 21	5-8	.625	1-3	.333	0-0	.000	0	2	2	1.3	2	3	1	0	4	11	5.7	
at NC State	12-30-14	* 24	1-5	.200	0-3	.000	0-0	.000	0	0	0	1.2	3	1	1	0	2	2	5.4	
SMU	01/03/15	* 16	1-3	.333	1-3	.333	2-2	1.000	0	1	1	1.2	4	0	4	1	1	5	5.4	
EAST CAROLINA	01/06/15	* 21	5-9	.556	2-4	.500	0-1	.000	0	1	1	1.1	0	0	1	0	1	12	5.9	
at UConn	1/10/15	* 25	1-8	.125	0-4	.000	4-4	1.000	0	2	2	1.2	4	2	1	0	0	6	5.9	
at Memphis	1/15/15	* 25	2-5	.400	1-4	.250	0-0	.000	0	0	0	1.1	1	3	1	0	2	5	5.8	
TEMPLE	01/17/15	* 31	5-7	.714	4-5	.800	0-0	.000	1	1	2	1.2	2	1	0	0	2	14	6.3	
HOUSTON	01/21/15	* 20	1-5	.200	1-3	.333	0-0	.000	0	1	1	1.2	3	2	0	0	1	3	6.1	
at UCF	01/25/15	* 23	3-9	.333	3-7	.429	4-4	1.000	1	3	4	1.3	3	1	0	0	2	13	6.5	
UCONN	01/29/15	* 24	2-4	.500	2-4	.500	2-4	.500	0	0	0	1.3	4	2	1	0	2	8	6.6	
at East Carolina	02/01/15	* 28	1-8	.125	0-7	.000	0-0	.000	0	1	1	1.2	4	3	2	1	0	2	6.3	
at SMU	02/05/15	* 22	0-4	.000	0-2	.000	0-0	.000	0	0	0	1.2	2	2	3	0	1	0	6.0	
USF	02/07/15	* 22	4-11	.364	3-6	.500	0-0	.000	0	1	1	1.2	3	3	1	0	0	11	6.3	
at Temple	02/10/15	* 36	2-9	.222	2-5	.400	0-2	.000	0	1	2	1.3	1	3	1	0	1	6	6.3	
TULANE	02/14/15	* 27	1-4	.250	0-2	.000	0-0	.000	0	2	2	1.3	1	3	2	0	1	2	6.1	
XAVIER	02/18/15	* 14	1-4	.250	0-2	.000	0-0	.000	0	1	1	1.3	1	0	2	0	1	2	5.9	
at Houston	2/21/15	31	4-8	.500	2-4	.500	2-3	.667	0	5	5	1.4	2	2	4	0	2	12	6.1	
UCF	02/25/15	15	3-3	1.000	2-2	1.000	0-0	.000	0	1	1	1.4	0	0	4	0	0	8	6.2	
at Tulane	02/28/15	21	5-8	.625	4-6	.667	1-2	.500	1	1	2	1.4	4	2	0	0	1	15	6.5	
at Tulsa	03/04/15	15	3-7	.429	1-4	.250	1-2	.500	2	0	2	1.4	1	1	1	0	0	8	6.6	
MEMPHIS	03/08/15	20	2-7	.286	1-4	.250	4-6	.667	0	1	1	1.4	1	1	2	0	1	9	6.6	
vs UConn	3/13/15	15	1-4	.250	1-1	1.000	0-0	.000	0	0	0	1.4	1	1	2	0	0	3	6.5	
vs Purdue	3/19/15	22	3-5	.600	2-4	.500	0-0	.000	0	1	1	1.4	1	2	0	0	0	8	6.6	
vs Kentucky	3/21/15	19	1-3	.333	1-2	.500	0-0	.000	0	1	1	1.4	1	0	2	0	0	3	6.5	
Totals		24	742	74-195	.379	43-123	.350	29-44	.659	6	40	46	1.4	68	45	54	4	28	220	6.5

2013-14 (FRESHMAN SEASON)

Opponent	Date	gs	min	Total		3-Pointers		Free throws		Rebounds			pf	a	t/o	blk	stl	pts	avg	
				fg-fga	pct	3fg-fga	pct	ft-fa	pct	off	def	tot								avg
NORTH CAROLINA CENT	11/08/13	9	0-5	.000	0-2	.000	0-0	.000	2	0	2	2.0	1	0	0	0	0	0	0.0	
NC STATE	11/12/13	5	0-3	.000	0-1	.000	0-0	.000	0	0	0	0.0	2	0	1	0	0	0	0.0	
APPALACHIAN ST.	11/16/13	17	1-5	.200	0-1	.000	0-0	.000	1	1	2	1.3	1	0	0	0	2	0	2.7	
CAMPBELL	11/20/13	19	2-6	.333	0-3	.000	0-0	.000	0	0	0	0.0	3	0	1	1	1	4	1.5	
UMASS LOWELL	11/26/13	15	3-7	.429	0-3	.000	1-2	.500	0	1	1	1.0	2	1	0	0	0	7	2.6	
KENNESAW ST.	11/29/13	11	2-4	.500	0-1	.000	0-0	.000	2	1	3	1.3	4	2	0	0	0	4	2.8	
USC UPSTATE	12/03/13	16	4-7	.571	1-4	.250	0-0	.000	0	1	1	1.3	3	1	0	0	1	9	3.7	
at New Mexico	12/07/13	15	2-4	.500	1-1	1.000	0-1	.000	1	2	3	1.5	4	0	0	0	0	5	3.9	
vs Xavier	12/14/13	22	2-4	.500	1-3	.333	0-1	.000	0	0	0	0.3	0	1	0	0	0	5	4.0	
vs Pittsburgh	12/17/13	3	0-0	.000	0-0	.000	0-0	.000	0	1	1	1.3	1	0	0	0	1	0	3.6	
MIDDLE TENNESSEE	12/21/13	12	1-1	1.000	0-0	.000	3-3	1.000	0	0	0	0.2	3	1	0	0	1	5	3.7	
CHICAGO STATE	12/23/13	19	2-10	.200	1-6	.167	.566	.833	1	1	2	1.3	2	2	2	0	0	10	4.3	
NEBRASKA	12/28/13	16	4-6	.667	1-2	.500	2-2	1.000	2	2	4	1.5	0	1	1	0	1	11	4.8	
SMU	1/1/14	3	0-2	.000	0-2	.000	0-0	.000	0	0	0	0.4	1	0	0	0	1	0	4.4	
at Memphis	1/4/14	16	2-3	.667	1-1	1.000	2-2	1.000	1	2	3	1.5	3	1	2	0	1	7	4.6	
at Houston	1/7/14	9	0-4	.000	0-1	.000	2-2	1.000	2	0	2	1.5	0	0	0	0	1	2	4.4	
RUTGERS	1/11/14	11	1-4	.250	0-2	.000	2-2	1.000	0	0	0	0.4	1	0	0	0	0	4	4.4	
TEMPLE	1/14/14	9	1-2	.500	1-1	1.000	2-2	1.000	1	0	1	1.4	1	0	2	0	0	5	4.4	
at USF	1/18/14	5	0-0	.000	0-0	.000	0-0	.000	0	0	0	0.3	0	0	0	0	0	0	4.2	
UCF	1/23/14	14	1-3	.333	0-1	.000	0-0	.000	0	1	1	1.3	1	3	3	0	0	2	4.1	
at Temple	01/26/14	9	2-2	1.000	1-1	1.000	2-2	1.000	0	1	1	1.3	1	0	1	0	1	7	4.2	
at Louisville	1/30/14	1	0-0	.000	0-0	.000	0-0	.000	0	0	0	0.2	0	0	0	0	0	0	4.0	
USF	2/2/14	5	0-0	.000	0-0	.000	0-0	.000	0	0	0	0.2	1	1	1	0	0	0	3.9	
at SMU	02/08/14	6	1-2	.500	1-1	1.000	0-0	.000	1	0	1	1.2	1	0	1	0	0	3	3.8	
HOUSTON	2/15/14	5	0-0	.000	0-0	.000	0-0	.000	0	0	0	0.1	1	0	0	0	0	0	3.7	
at UCF	2/19/14	15	2-4	.500	0-1	.000	1-1	1.000	0	2	2	1.2	2	3	0	1	0	5	3.7	
LOUISVILLE	2/22/14	2	0-0	.000	0-0	.000	0-0	.000	0	0	0	0.1	0	0	0	0	0	0	3.6	
at Uconn	3/1/14	2	0-0	.000	0-0	.000	0-0	.000	0	0	0	0.1	1	0	0	0	0	0	3.5	
MEMPHIS	03/06/14	3	0-0	.000	0-0	.000	4-4	1.000	0	0	0	0.0	0	0	0	0	1	4	3.5	
at Rutgers	03/08/14	11	3-5	.600	2-4	.500	0-0	.000	0	0	0	0.0	0	3	0	0	1	8	3.6	
vs UCF	3/13/14	11	3-3	1.000	2-2	1.000	0-0	.000	0	1	1	1.0	1	0	2	0	2	8	3.8	
vs Uconn	3/14/14	9	1-3	.333	1-2	.500	0-0	.000	0	0	0	0.0	1	0	0	0	1	3	3.8	
vs Harvard	03/20/14	13	1-4	.250	1-2	.500	0-0	.000	2	2	2	1.0	0	1	0	0	0	3	3.7	
Totals		0	338	41-103	.398	15-48	.313	26-30	.867	14	19	33	1.0	42	21	17	3	13	123	3.7



#45 ZACK TOBLER

FORWARD • 6-5 • 240 • JUNIOR • 2L • FORT MITCHELL, KY. (COVINGTON CATHOLIC HIGH SCHOOL)

MOMENTS

- » The fan favorite walk-on scored his first career point, sinking a free throw against Stony Brook (12/2/14)
- » Netted his first career field goal in the closing moments against East Carolina (1/6/15)

2015-16 Season (Junior): Logged a career-high six minutes making 1 of 2 field goal attempts against Tulane (1/24) ... scored a career-high five points on 5-of-6 shooting from the foul line to go with a career-high two rebounds in four minutes against Arkansas-Pine Bluff (11/22) ... saw three minutes of action and handed out his first career assist vs. Robert Morris (11/15) ... played two minutes and scored a basket in the season opener (11/13).

2014-15 Season (Sophomore): Played in eight games as a reserve walk-on, averaging 0.4 points and 0.1 rebounds in 1.4 minutes ... made his first career field goal against East Carolina (1/6) ... scored his first career point from the foul line against Stony Brook (12/2).

2013-14 Season (Freshman): Played in eight games as a reserve walk-on, averaging 0.0 points and 0.3 rebounds in 1.6 minutes ... saw action in win over UCF (1/23) ... missed a three-point attempt against Chicago State (12/23) ... pulled down a rebound against Middle Tennessee (12/21) ... grabbed a rebound in his first career game against Appalachian State (11/16).

Prior to Cincinnati: Averaged 14 points and eight rebounds as a senior at Covington Catholic High School, helping the Colonels to a 27-7 record, the district championship and second-place region finish ... scored 36 points in a game his junior season - the fourth most in school history for a single game ... coached in basketball by Scott Ruthsatz ... played goalie on the school's lacrosse team his junior and senior seasons.

Personal: Born Oct. 22, 1994 in Fort Mitchell, Kentucky. ... son of Liz and Matt Tobler ... has one brother, Jordan and one sister, Lauren ... right-handed.

SEASON & CAREER STATISTICS

2015-16 SEASON		CAREER
5 vs. Ark.-Pine Bluff, 11/22/15	Pts	5 vs. Ark.-Pine Bluff, 11/22/15
2 vs. Tulane, 1/24/16	FG Atts	2 vs. Tulane, 1/24/16
1, 2x (last vs. Tulane, 1/24/16)	FG Made	1, 3x (last vs. Tulane, 1/24/16)
0	3PT-FG Atts	1, 3x (last vs. Houston, 1/21/15)
0	3PT-FG Made	0
6 vs. Ark.-Pine Bluff, 11/22/15	FT Atts	6 vs. Ark.-Pine Bluff, 11/22/15
5 vs. Ark.-Pine Bluff, 11/22/15	FT Made	5 vs. Ark.-Pine Bluff, 11/22/15
2 vs. Ark.-Pine Bluff, 11/22/15	Rebs	2 vs. Ark.-Pine Bluff, 11/22/15
1 vs. Robert Morris, 11/15/15	Assts	1 vs. Robert Morris, 11/15/15
0	Stls	0
0	Blks	0
6 vs. Tulane, 1/24/16	Mins	6 vs. Tulane, 1/24/16

MISCELLANEOUS STATISTICS

CATEGORY	2013-14	2014-15	2015-16	CAREER
Double-Figure Scoring Games	0	0	0	0
Double-Figure Rebounding Games	0	0	0	0
Double-Double Games	0	0	0	0
20-Point Scoring Games	0	0	0	0
Games Led UC in Scoring	0	0	0	0
Games Led UC in Rebounding	0	0	0	0
Games Led UC in Assists	0	0	0	0
Games With 3+ Assists	0	0	0	0
Games With 3+ Blocks	0	0	0	0
Games With 3+ Steals	0	0	0	0
Games With 3+ Three-Pointers	0	0	0	0

GAME-BY-GAME STATISTICS

2015-16 (JUNIOR SEASON)

Opponent	Date	gs	min	Total	3-Pointers	Free throws	Rebounds												
				fg-fga	pct	3fg-fga	pct	ft-fa	pct	off	def	tot	avg	pf	a	to	blk	stl	pts
WESTERN CAROLINA	11/13/15	2	1-1	1.000	0-0	.000	0-0	.000	0	0	0	0	0	1	0	1	0	0	2
ROBERT MORRIS	11/15/15	3	0-1	.000	0-0	.000	0-2	.000	1	0	1	0.5	0	1	0	0	0	0	1.0
ARKANSAS-PINE BLUFF	11/22/15	4	0-1	.000	0-0	.000	5-6	.833	2	0	2	1.0	0	0	0	0	0	0	5
at Xavier	12/2/15	0	0-0	.000	0-0	.000	0-0	.000	0	0	0	0.0	0	0	0	0	0	0	1.8
TULANE	01/24/16	6	1-2	.500	0-0	.000	0-0	.000	0	0	0	0.6	2	0	0	0	0	2	1.8
USF	02/04/16	2	0-0	.000	0-0	.000	0-0	.000	0	0	0	0.5	0	0	0	0	0	0	1.5
Totals		0	17	2-5	.400	0-0	.000	5-8	.625	3	0	3	0.5	3	1	1	0	0	9

2014-15 (SOPHOMORE SEASON)

Opponent	Date	gs	min	Total	3-Pointers	Free throws	Rebounds												
				fg-fga	pct	3fg-fga	pct	ft-fa	pct	off	def	tot	avg	pf	a	to	blk	stl	pts
vs Middle Tennessee	11/28/14	1	0-0	.000	0-0	.000	0-0	.000	0	0	0	0.0	0	0	0	0	0	0	0.0
STONY BROOK	12/02/14	1	0-0	.000	0-0	.000	1-2	.500	0	0	0	0.0	0	0	0	0	0	1	0.5
WAGNER	12/23/14	2	0-1	.000	0-0	.000	0-0	.000	0	0	0	0.0	1	0	1	0	0	0	0.3
EAST CAROLINA	01/06/15	1	1-1	1.000	0-0	.000	0-1	.000	0	0	0	0.0	0	0	0	0	0	2	0.8
TEMPLE	01/17/15	2	0-1	.000	0-1	.000	0-2	.000	0	0	0	0.0	0	0	0	0	0	0	0.6
HOUSTON	01/21/15	1	0-1	.000	0-1	.000	0-0	.000	0	0	0	0.0	1	0	0	0	0	0	0.5
UCF	02/25/15	2	0-0	.000	0-0	.000	0-0	.000	0	1	1	0.1	0	0	0	0	0	0	0.4
at Tulane	02/28/15	1	0-1	.000	0-0	.000	0-0	.000	0	0	0	0.1	0	0	0	0	0	0	0.4
Totals		0	11	1-5	.200	0-2	.000	1-5	.200	0	1	1	0.1	2	0	1	0	0	3

2013-14 (FRESHMAN SEASON)

Opponent	Date	gs	min	Total	3-Pointers	Free throws	Rebounds												
				fg-fga	pct	3fg-fga	pct	ft-fa	pct	off	def	tot	avg	pf	a	to	blk	stl	pts
APPALACHIAN ST.	11/16/13	2	0-0	.000	0-0	.000	0-0	.000	0	1	1	1.0	0	0	0	0	0	0	0.0
UMASS LOWELL	11/26/13	1	0-0	.000	0-0	.000	0-0	.000	0	0	0	0.5	0	0	0	0	0	0	0.0
KENNESAW ST.	11/29/13	1	0-1	.000	0-0	.000	0-0	.000	0	0	0	0.3	1	0	0	0	0	0	0.0
USC UPSTATE	12/03/13	4	0-1	.000	0-1	.000	0-0	.000	0	0	0	0.3	0	0	0	0	0	0	0.0
vs Xavier	12/14/13	1	0-0	.000	0-0	.000	0-0	.000	0	0	0	0.2	0	0	0	0	0	0	0.0
MIDDLE TENNESSEE	12/21/13	2	0-1	.000	0-0	.000	0-0	.000	1	0	1	0.3	0	0	0	0	0	0	0.0
CHICAGO STATE	12/23/13	1	0-1	.000	0-0	.000	0-0	.000	0	0	0	0.3	0	0	0	0	0	0	0.0
UCF	1/23/14	1	0-0	.000	0-0	.000	0-0	.000	0	0	0	0.3	0	0	0	0	0	0	0.0
Totals		0	13	0-4	.000	0-2	.000	0-0	.000	1	1	2	0.3	1	0	0	0	0	0

CAREER STATISTICS

Season	gp-gs	min/avg	Total	3-Point	F-Throws	Rebounds													
			fg-fga	pct	fg-fga	pct	ft-fa	pct	off	def	tot	avg	pf	fo	ast	to	blk	stl	pts
2013-14	8-0	13/1.6	0-4	.000	0-2	.000	0-0	.000	1	1	2	0.3	1	0	0	0	0	0	0.0
2014-15	8-0	11/1.4	1-5	.200	0-2	.000	1-5	.200	0	1	1	0.1	2	0	0	1	0	0	3
2015-16	6-0	17/2.8	2-5	.400	0-0	.000	5-8	.625	3	0	3	0.5	3	0	1	1	0	0	9
TOTAL	22-0	41/1.9	3-14	.214	0-4	.000	6-13	.462	4	2	6	0.3	6	0	1	2	0	0	12

2015-16 CINCINNATI BASKETBALL • GAME 33 • NCAA CHAMPIONSHIP FIRST ROUND

GAME 1 • NOV. 13, 2015 WESTERN CAROLINA (72) AT CINCINNATI (97) FIFTH THIRD ARENA (CINCINNATI, OHIO)

Western Carolina 72 • 0-1

#	Player	Total		3-Ptr		Rebounds			PF	TP	A TO Blk Stl					Min
		FG-FGA	FG-FGA	FT-FTA	Off Def Tot	PF	TP	A TO Blk Stl								
04	Torrior Brummitt	f	4-10	0-1	1-2	1	3	4	5	9	0	2	1	1	1	16
23	Justin Browning	f	3-7	0-3	0-0	0	3	3	5	6	2	1	0	2	2	25
02	Mike Brown	g	8-22	3-11	4-4	2	2	4	1	23	4	3	2	2	3	35
05	Devin Peterson	g	2-7	1-3	0-0	2	0	2	2	5	2	2	0	0	0	29
13	Deriece Parks	g	1-7	0-5	1-2	2	1	3	1	3	1	0	0	1	1	18
01	Elijah Pughley	g	5-8	5-7	3-4	0	1	1	0	18	1	3	0	0	0	15
11	Haboubacar Mutombo	g	0-4	0-2	0-0	1	0	1	1	0	0	0	0	0	0	12
12	Marc Gosselin	g	1-2	0-0	0-0	4	2	6	1	2	1	0	0	1	1	20
22	Jesse Deloach	g	1-1	0-0	0-0	0	0	0	0	2	0	0	0	0	0	9
24	Ashley Williams	g	1-2	0-0	2-2	0	0	0	1	4	1	0	0	1	1	16
41	Charlendez Brooks	g	0-0	0-0	0-0	0	0	0	3	0	1	0	0	0	0	5
Team					1	2	3									
Totals			26-70	9-32	11-14	13	14	27	20	72	13	11	4	8	200	
FG % 1st Half: 8-35		22.9%	2nd half: 18-35		51.4%	Game: 26-70		37.1%	Deadball Rebounds							
3FG % 1st Half: 2-15		13.3%	2nd half: 7-17		41.2%	Game: 9-32		28.1%								
FT % 1st Half: 4-6		66.7%	2nd half: 7-8		87.5%	Game: 11-14		78.6%								

Cincinnati 97 • 1-0

#	Player	Total		3-Ptr		Rebounds			PF	TP	A TO Blk Stl					Min
		FG-FGA	FG-FGA	FT-FTA	Off Def Tot	PF	TP	A TO Blk Stl								
02	ELLIS, Octavius	f	8-11	0-0	1-2	4	6	10	2	17	1	3	2	4	24	
11	CLARK, Gary	f	9-10	0-1	3-3	2	6	8	2	21	2	1	3	0	28	
24	THOMAS, Shaq	f	2-5	0-0	4-7	2	3	5	3	8	3	3	0	0	22	
10	CAUPAIN, Troy	g	2-2	0-0	2-4	0	3	3	0	6	3	3	0	2	27	
21	COBB, Farad	g	3-6	3-3	2-2	0	1	1	0	11	2	1	1	0	20	
00	MOORE, Quadri	g	0-0	0-0	0-0	1	0	1	0	0	1	2	0	0	9	
01	EVANS, Jacob	g	2-7	1-3	2-2	1	4	5	1	7	3	0	1	1	22	
03	JENIFER, Justin	g	3-5	1-2	0-0	0	3	3	2	7	0	3	0	0	13	
22	DeBERRY, Coreontae	g	4-5	0-0	4-5	1	3	4	2	12	1	0	0	1	13	
25	JOHNSON, Kevin	g	2-7	1-5	1-2	0	1	1	2	6	3	0	0	0	20	
45	TOBLER, Zack	g	1-1	0-0	0-0	0	0	0	1	2	0	1	0	0	2	
Team					0	2	2									
Totals			36-59	6-14	19-27	11	32	43	15	97	19	17	7	8	200	
FG % 1st Half: 16-26		61.5%	2nd half: 20-33		60.6%	Game: 36-59		61.0%	Deadball Rebounds							
3FG % 1st Half: 5-8		62.5%	2nd half: 1-6		16.7%	Game: 6-14		42.9%								
FT % 1st Half: 5-7		71.4%	2nd half: 14-20		70.0%	Game: 19-27		70.4%								

Officials: Doug Simmons, Jose Carrion, Tommy Short
 Technical fouls: Western Carolina-Justin Browning, Cincinnati-None.
 Attendance: 7213

Score by periods	1st	2nd	Total
Western Carolina	22	50	72
Cincinnati	42	55	97

Points	In Paint	T/O	2nd Chance	Fast Break	Bench
WCU	26	16	10	4	26
CIN	54	21	20	15	34

Last FG - WCU 2nd-02:11, CIN 2nd-01:11.
 Largest lead - WCU None, CIN by 30 2nd-12:23.
 Score tied - 1 time.
 Lead changed - 0 times.

GAME 3 • NOV. 18, 2015 CINCINNATI (83) AT BOWLING GREEN (50) STROH CENTER (BOWLING GREEN, OHIO)

Cincinnati 83 • 3-0

#	Player	Total		3-Ptr		Rebounds			PF	TP	A TO Blk Stl					Min
		FG-FGA	FG-FGA	FT-FTA	Off Def Tot	PF	TP	A TO Blk Stl								
02	ELLIS, Octavius	f	2-6	0-0	0-1	3	6	9	4	4	0	1	0	0	21	
11	CLARK, Gary	f	3-4	0-0	1-2	2	8	10	3	7	2	1	1	2	24	
24	THOMAS, Shaq	f	4-7	1-2	1-2	2	1	3	0	10	3	2	2	1	20	
10	CAUPAIN, Troy	g	3-7	1-4	0-0	0	4	4	4	7	4	1	0	2	18	
21	COBB, Farad	g	7-14	6-11	0-0	0	2	2	2	20	1	2	0	1	22	
00	MOORE, Quadri	g	1-2	0-1	1-2	0	1	1	1	3	0	0	1	0	13	
01	EVANS, Jacob	g	3-7	2-3	2-2	2	1	3	0	10	1	0	2	2	21	
03	JENIFER, Justin	g	3-6	1-3	0-2	0	1	1	1	7	2	1	0	3	19	
22	DeBERRY, Coreontae	g	2-5	0-0	3-5	2	10	12	1	7	0	1	2	0	22	
25	JOHNSON, Kevin	g	3-8	2-6	0-0	0	1	1	2	8	2	1	0	1	20	
Team					0	3	3									
Totals			31-66	13-30	8-16	11	38	49	18	83	15	10	8	12	200	
FG % 1st Half: 11-25		44.0%	2nd half: 20-41		48.8%	Game: 31-66		47.0%	Deadball Rebounds							
3FG % 1st Half: 6-13		46.2%	2nd half: 7-17		41.2%	Game: 13-30		43.3%								
FT % 1st Half: 7-13		53.8%	2nd half: 1-3		33.3%	Game: 8-16		50.0%								

Bowling Green 50 • 1-1

#	Player	Total		3-Ptr		Rebounds			PF	TP	A TO Blk Stl					Min
		FG-FGA	FG-FGA	FT-FTA	Off Def Tot	PF	TP	A TO Blk Stl								
03	PARKER, Spencer	f	3-6	1-3	3-3	0	1	1	2	10	1	2	0	0	20	
32	WORRELL, Rasheed	f	0-3	0-0	0-0	0	2	2	1	0	2	2	0	0	17	
04	DENNY, Zack	g	4-14	3-9	2-4	1	4	5	0	13	0	2	0	0	26	
10	JOSEPH, David	g	2-3	1-1	3-4	0	6	6	2	8	3	2	0	2	24	
14	ALCEGAIRE, Wes	g	0-9	0-3	0-3	2	6	8	3	0	1	5	0	0	25	
00	GOMEZ, Josh	g	0-0	0-0	0-0	0	0	0	0	0	1	0	0	0	1	
01	WIGGINS, Demajeo	g	2-2	0-0	1-1	2	3	5	3	5	0	0	0	0	16	
02	HLUCHOWECKYJ, Malik	g	0-1	0-1	0-0	0	0	0	0	0	0	0	0	0	4	
05	TSIDALE, JD	g	0-1	0-0	0-1	0	0	0	3	0	1	0	0	3	8	
11	LILLARD, Antwon	g	4-11	1-5	0-1	2	1	3	0	9	1	0	1	0	30	
20	ALI, Ismail	g	1-6	1-3	0-0	1	0	1	1	3	0	3	1	1	16	
33	MAYLEBEN, Garrett	g	1-2	0-0	0-0	0	1	1	1	2	0	0	0	0	13	
Team					1	5	6									
Totals			17-58	7-25	9-17	9	29	38	16	50	10	16	2	6	200	
FG % 1st Half: 11-31		35.5%	2nd half: 6-27		22.2%	Game: 17-58		29.3%	Deadball Rebounds							
3FG % 1st Half: 5-12		41.7%	2nd half: 2-13		15.4%	Game: 7-25		28.0%								
FT % 1st Half: 4-10		40.0%	2nd half: 5-7		71.4%	Game: 9-17		52.9%								

Officials: Glenn "Buddy" Mayborg, Steve McClunkins, Todd Williams
 Technical fouls: Cincinnati-None. Bowling Green-None.
 Attendance: 3411
 2nd annual Bill Frack Challenge

Score by periods	1st	2nd	Total
Cincinnati	35	48	83
Bowling Green	31	19	50

Last FG - CIN 2nd-00:45, BGSU 2nd-07:24.
 Largest lead - CIN by 33 2nd-00:45, BGSU by 2 1st-18:40.

Score tied - 4 times.
 Lead changed - 2 times.

GAME 2 • NOV. 15, 2015 ROBERT MORRIS (44) AT CINCINNATI (106) FIFTH THIRD ARENA (CINCINNATI, OHIO)

Robert Morris 44 • 0-2

#	Player		Total		3-Ptr		Rebounds			PF	TP	A				Min
			FG-FGA	FG-FGA	FT-FTA	Off	Def	Total	To			Blk	Stl			
05	MINNIE, Elijah	f	0-4	0-2	0-0	0	5	5	2	0	2	5	0	0	32	
33	FREDERICK, Andre	f	1-2	0-0	0-0	1	0	1	3	2	0	0	1	1	18	
03	STEWART, Kavon	g	0-2	0-1	1-2	0	0	0	4	1	2	3	0	2	19	
11	PRYOR, Rodney	g	4-15	2-8	7-7	2	1	3	3	17	0	4	0	0	27	
23	McCONNELL, Matty	g	1-3	1-3	0-0	0	1	1	0	3	1	0	0	0	8	
01	STILL, Isaiah		4-8	2-5	1-2	0	5	5	2	11	1	3	0	0	31	
02	WHITLEY, Steven		0-3	0-1	1-2	0	0	0	2	1	1	4	0	1	14	
10	LESTER, Jordan		1-2	0-0	3-3	0	2	2	1	5	1	3	0	2	21	
20	GILES, Billy		0-2	0-0	0-0	0	3	3	3	0	0	2	0	1	14	
24	TATE, Aaron		2-6	0-0	0-0	2	1	3	0	4	0	1	0	0	16	
Team						1	0	1				4				
Totals				13-47	5-20	13-17	6	18	24	20	44	8	29	1	7	200
FG % 1st Half: 8-24			33.3%	2nd half: 5-23	21.7%	Game: 13-47			27.7%				Deadball Rebounds 1,2			
3FG % 1st Half: 2-11			18.2%	2nd half: 3-9	33.3%	Game: 5-20			25.0%							
FT % 1st Half: 7-9			77.8%	2nd half: 6-8	75.0%	Game: 13-17			76.5%							

2015-16 CINCINNATI BASKETBALL • GAME 33 • NCAA CHAMPIONSHIP FIRST ROUND

GAME 5 • NOV. 24, 2015 • BARCLAYS CENTER CLASSIC
SE LOUISIANA (49) AT 24/24 CINCINNATI (64)
FIFTH THIRD ARENA (CINCINNATI, OHIO)

SE Louisiana 49 • 1-4

##	Player		Total		3-Ptr	Rebounds			PF	TP	A	TO	Blk	Stl	Min.
			FG-FGA	FG-FGA	FT-FTA	Off	Def	Tot							
23	Currington, James	f	4-7	0-0	0-0	6	2	8	4	8	0	2	1	1	30
00	Veal, Marlain	g	0-2	0-0	2-2	0	1	1	1	2	1	1	0	1	10
03	Filmore, Joshua	g	4-12	4-11	0-0	0	3	3	1	12	0	1	0	1	33
10	Jackson, Zay	g	6-13	2-4	1-1	2	3	5	2	15	4	6	1	2	39
11	Charleston, Keith	g	1-3	0-0	0-0	0	4	4	4	2	1	4	0	0	30
01	Capps, Jordan		0-0	0-0	0-0	0	0	0	1	0	0	0	1	0	4
02	Cook, Dimi		1-7	0-0	0-0	2	1	3	2	2	0	0	0	0	19
05	Hawkins, Mike		0-1	0-1	0-0	0	0	0	0	0	0	0	0	0	6
13	Greenwood, Mo		1-3	0-0	1-1	0	1	1	3	3	0	1	1	0	18
33	Grievies, Daniel		2-3	1-2	0-1	0	2	2	0	5	0	0	0	0	11
	Team					0	1	1							
	Totals		19-51	7-18	4-5	10	18	28	18	49	6	15	4	5	200
	FG % 1st Half: 8-25	32.0%	2nd half: 11-26	42.3%	Game: 19-51	37.3%									Deadball Rebounds 0,1
	3FG % 1st Half: 5-12	41.7%	2nd half: 2-6	33.3%	Game: 7-18	38.9%									
	FT % 1st Half: 1-2	50.0%	2nd half: 3-3	100.0	Game: 4-5	80.0%									

Cincinnati 64 • 5-0

#	Player		Total		3-Ptr	Rebounds			PF	TP	A	TO	Blk	Stl	Min
			FG-FGA	FG-FGA	FT-FTA	Off	Def	Tot							
02	ELLIS, Octavius	f	2-6	0-0	2-2	3	6	9	4	6	2	1	0	1	21
11	CLARK, Gary	f	4-8	1-1	3-5	5	3	8	1	12	0	0	2	1	37
24	THOMAS, Shaq	f	1-3	0-1	0-0	4	2	6	2	2	2	1	0	0	16
10	CAUPAIN, Troy	g	5-11	2-7	3-5	0	2	2	0	15	4	0	1	2	34
21	COBB, Farad	g	1-4	0-2	0-0	1	1	2	2	2	3	2	0	2	25
00	MOORE, Quadri		0-2	0-1	0-0	0	0	0	0	0	0	0	0	0	6
01	EVANS, Jacob		4-8	3-6	4-4	1	5	6	1	15	1	2	0	0	21
03	JENIFER, Justin		1-1	1-1	0-0	0	0	0	0	3	1	1	0	0	7
22	DeBERRY, Coreontae		3-4	0-0	0-1	0	2	2	1	6	0	2	0	0	15
25	JOHNSON, Kevin		1-7	1-4	0-0	0	1	1	3	3	3	2	0	2	18
	Team					2	0	2							
	Totals		22-54	8-23	12-17	16	22	38	14	64	16	11	3	8	200
	FG % 1st Half: 10-29	34.5%	2nd half: 12-25	48.0%	Game: 22-54	40.7%									Deadball
	3FG % 1st Half: 2-11	18.2%	2nd half: 6-12	50.0%	Game: 8-23	34.8%									Rebounds
	FT % 1st Half: 8-12	66.7%	2nd half: 4-5	80.0%	Game: 12-17	70.6%									2,1

Officials: Steve Olson, Antonio Petty, Clarence Armstrong
Technical fouls: SE Louisiana-None. Cincinnati-None.
Attendance: 6824

Score by periods	1st	2nd	Total
SE Louisiana	22	27	49
Cincinnati	30	34	64

Last FG - SLU 2nd-00:05, CIN 2nd-00:11.
Largest lead - SLU by 1 1st-18:42, CIN by 18 2nd-00:11.

Score tied - 2 times.
Lead changed - 4 times.

GAME 7 • NOV. 28, 2015 • BARCLAYS CENTER CLASSIC - FINALS
GEORGE WASHINGTON (56) VS. 24/24 CINCINNATI (61)
BARCLAYS CENTER (BROOKLYN, N.Y.)

George Washington 56 • 6-1

#	Player		Total		3-Ptr	Rebounds			PF	TP	A	TO	Blk	Stl	Min
			FG-FGA	FG-FGA	FT-FTA	Off	Def	Total							
12	WATANABE, Yuta	f	3-8	2-5	0-0	1	0	1	0	8	3	0	0	0	29
13	GARINO, Patricio	f	6-12	3-4	0-0	1	3	4	3	15	2	3	0	2	32
21	LARSEN, Kevin	f	0-4	0-1	1-2	3	4	7	4	1	4	2	0	2	32
34	CAVANAUGH, Tyler	f	5-12	1-2	2-2	2	4	6	3	13	0	2	0	0	27
22	McDONALD, Joe	g	4-7	3-5	0-0	0	2	2	3	11	1	1	0	1	34
01	MITOLA, Alex		1-2	1-1	0-0	0	2	2	1	3	2	0	0	0	14
03	JORGENSEN, Paul		0-5	0-1	0-0	0	2	2	0	0	0	2	0	0	17
04	SWAN, Anthony		0-0	0-0	0-0	0	2	2	1	0	0	0	0	0	5
14	ROLAND, Jordan		0-1	0-0	0-0	0	0	0	0	0	0	0	0	0	2
30	HART, Matt		2-5	1-3	0-0	0	1	1	1	5	0	0	0	0	8
	Team					2	2	4				1			
	Totals		21-56	11-22	3-4	9	22	31	16	56	12	11	0	5	200
FG % 1st Half: 11-27			40.7%	2nd half: 10-29			34.5%	Game: 21-56			37.5%	Deadball			
3FG % 1st Half: 8-11			72.7%	2nd half: 3-11			27.3%	Game: 11-22			50.0%	Rebounds			
FT % 1st Half: 0-0			0.0%	2nd half: 3-4			75.0%	Game: 3-4			75.0%	0			

Cincinnati 61 • 7-0

#	Player		Total		3-Ptr	Rebounds			PF	TP	A	TO	Blk	Stl	Min
			FG	FGA	FT	FTA	Off	Def							
02	ELLIS, Octavius	f	3-4	0-0	3-4	1	6	7	0	9	0	2	0	0	29
11	CLARK, Gary	f	3-4	0-0	0-0	3	8	11	4	6	2	2	1	3	27
24	THOMAS, Shaq	f	0-3	0-1	2-2	3	0	3	4	2	2	0	0	0	19
10	CAUPAIN, Troy	g	5-14	2-6	4-4	0	2	2	1	16	2	2	1	2	33
21	COBB, Farad	g	4-10	3-7	0-0	0	1	1	1	11	0	0	0	0	24
00	MOORE, Quadri		1-2	0-0	0-0	0	0	0	0	2	0	1	0	0	8
01	EVANS, Jacob		1-5	1-2	0-0	1	1	2	1	3	1	3	1	0	15
03	JENIFER, Justin		0-2	0-1	0-0	0	2	2	1	0	1	1	0	0	7
22	DeBERRY, Coreontae		0-0	0-0	1-2	0	4	4	0	1	0	1	2	1	13
25	JOHNSON, Kevin		5-9	1-5	0-0	2	0	2	1	11	0	0	0	0	25
Team						1	3	4							
Totals			22-53	7-22	10-12	11	27	38	13	61	8	12	5	6	200
FG % 1st Half: 10-26			38.5%	2nd half: 12-27	44.4%	Game: 22-53			41.5%	Deadball					
3FG % 1st Half: 3-10			30.0%	2nd half: 4-12	33.3%	Game: 7-22			31.8%	Rebounds					
FT % 1st Half: 4-5			80.0%	2nd half: 6-7	85.7%	Game: 10-12			83.3%	0					

Officials: Lee Cassell, Clarence Armstrong, Tony Henderson
Technical fouls: George Washington-None. Cincinnati-None.
Attendance: 4203

Barclays Center Classic Presented by Honda

Cincinnati Wins 2015 Barclays Center Classic

All-Tournament Team: Punter (UT), Webster (NEB), Cavanaugh (GW), Garino (GW)

Caupain (CIN). Tournament MVP: Octavius Ellis (CIN)

Score by periods	1st	2nd	Total
George Washington	30	26	56
Cincinnati	27	34	61

Last FG - GW 2nd-00:30, CIN 2nd-00:41.
Largest lead - GW by 6 1st-12:56, CIN by 5 2nd-00:06.

Score tied - 11 times.
Lead changed - 12 times.

GAME 6 • NOV. 27, 2015 • BARCLAYS CENTER CLASSIC - SEMIFINALS
NEBRASKA (61) VS. 24/24 CINCINNATI (65)
BARCLAYS CENTER (BROOKLYN, N.Y.)

Nebraska 61 • 4-2

#	Player		Total			3-Ptr		Rebounds			PF	TP	A	TO	Blk	Stl	Min
			FG-FGA	FG-FGA	FT-FTA	Off	Def	Total									
24	Hammond, Jake	f	3-4	0-0	1-1	0	0	0	3	7	0	0	1	0		18	
31	Shields, Shavon	f	6-9	0-1	2-3	0	2	2	5	14	1	4	0	0		20	
00	Webster, Tai	g	7-12	2-3	5-5	3	5	8	2	21	3	1	0	0		29	
03	White III, Andrew	g	2-10	2-5	2-2	1	4	5	0	8	1	4	2	1		28	
32	Parker, Benny	g	0-2	0-2	0-0	0	3	3	3	0	1	1	0	3		30	
05	Watson Jr., Glynn		2-9	1-2	0-0	0	2	2	0	5	3	0	0	3		25	
10	McVeigh, Jack		2-5	2-3	0-0	1	2	3	2	6	2	1	0	2		26	
12	Jacobson, Michael		0-0	0-0	0-0	0	0	0	1	0	0	0	0	0		5	
23	Fuller, Nick		0-0	0-0	0-0	0	0	0	0	0	0	0	0	0		1	
30	Morrow Jr., Ed		0-1	0-0	0-0	0	3	3	4	0	1	1	1	0		18	
	Team					2	1	3									
	Totals		22-52	7-16	10-11	7	22	29	20	61	12	12	4	9		200	
FG % 1st Half: 10-24 41.7%			2nd half: 12-28 42.9%			Game: 22-52 42.3%			Deadball								
3FG % 1st Half: 4-7 57.1%			2nd half: 3-9 33.3%			Game: 7-16 43.8%			Rebound								
FT % 1st Half: 1-2 50.0%			2nd half: 3-9 100.0			Game: 10-11 90.9%			1,								

2015-16 CINCINNATI BASKETBALL • GAME 33 • NCAA CHAMPIONSHIP FIRST ROUND

GAME 9 • DEC. 6, 2015
MORGAN STATE (66) AT 17/17 CINCINNATI (87)
FIFTH THIRD ARENA (CINCINNATI, OHIO)

Morgan State 66 • 2-6																
##	Player		Total		3-Ptr	Rebounds			PF	TP	A	TO	Blk	Stl	Min	
			FG-FGA	FG-FGA		FT-FTA	Off	Def								Tot
21	THOMAS, Kyle	f	6-12	5-8	0-0	0	1	1	3	17	0	2	0	1	26	
22	CARR, Phillip	f	2-6	1-1	0-0	3	2	5	4	5	1	0	2	0	23	
34	BLOSSOM, Cedric	f	6-13	1-1	3-6	2	7	9	1	16	0	1	0	2	34	
01	PRETLOW, Donte	g	5-11	1-2	1-2	4	1	5	0	12	4	5	0	1	33	
32	CAMERON, Martez	g	0-2	0-0	0-0	0	3	3	1	0	5	2	0	0	25	
03	SIMPSON, Rasean		4-11	0-0	2-5	4	3	7	1	10	1	1	0	1	26	
11	VAUGHAN, Clive		3-10	0-4	0-0	2	5	7	1	6	0	0	0	0	27	
12	REDMOND, Jamar		0-0	0-0	0-0	0	0	0	1	0	0	0	0	0	1	
13	STREETER, Tyler		0-2	0-1	0-0	0	0	0	1	0	0	0	0	0	5	
Team						0	0	0		1		1				
Totals			26-67	8-17	6-13	15	22	37	14	66	11	12	2	5	200	
FG % 1st Half: 10-33 30.3% 2nd half: 16-34 47.1% Game: 26-67 38.8%																
3FG % 1st Half: 3-6 50.0% 2nd half: 5-11 45.5% Game: 8-17 47.1%																
FT % 1st Half: 4-9 44.4% 2nd half: 2-4 50.0% Game: 6-13 46.2%																
															Deadball Rebounds	4

Cincinnati 87 • 8-1																
##	Player		Total		3-Ptr	Rebounds			PF	TP	A	TO	Blk	Stl	Min	
			FG-FGA	FG-FGA		FT-FTA	Off	Def								Tot
02	ELLIS, Octavius	f	6-7	0-0	1-2	1	4	5	1	13	1	2	2	1	21	
11	CLARK, Gary	f	4-6	1-2	4-5	8	6	14	2	13	5	0	2	1	28	
24	THOMAS, Shaq	f	7-9	1-2	0-2	2	7	9	3	15	4	2	2	1	27	
10	CAUPAIN, Troy	g	3-14	0-8	0-0	0	5	5	0	6	5	0	0	0	34	
01	COBB, Farad	g	4-14	2-9	1-2	0	1	1	1	11	3	2	0	2	28	
00	MOORE, Quadri		1-4	0-0	0-0	2	2	4	1	2	1	1	0	0	9	
01	EVANS, Jacob		0-0	0-0	0-0	0	0	0	0	0	0	0	0	0	2	
03	JENIFER, Justin		2-6	0-2	2-3	0	0	0	2	6	3	0	0	2	13	
22	DeBERRY, Coreontae		4-5	0-0	3-4	5	2	7	3	11	0	0	0	0	16	
25	JOHNSON, Kevin		4-8	2-6	0-0	2	1	3	1	10	3	3	0	2	22	
Team						0	1	1								
Totals			35-73	6-29	11-18	20	29	49	14	87	25	10	6	9	200	
FG % 1st Half: 21-40 52.5% 2nd half: 14-33 42.4% Game: 35-73 47.9%																
3FG % 1st Half: 3-14 21.4% 2nd half: 3-15 20.0% Game: 6-29 20.7%																
FT % 1st Half: 6-10 60.0% 2nd half: 5-8 62.5% Game: 11-18 61.1%																
Deadball Rebounds 3																

Officials: Mike Stuart, Olandis Poole, Mark Schur
Technical fouls: Morgan State-TEAM, Cincinnati-None.
Attendance: 6126

Score by periods			1st	2nd	Total					
Morgan State			27	39	66	Points	In	Off	2nd	Fast
						Paint	T/O	Chance	Break	Bench
Cincinnati			51	36	87	MSUM	28	14	7	16
						CIN	50	23	11	29

Last FG - MSUM 2nd-00:52, CIN 2nd-00:28.
Largest lead - MSUM None, CIN by 26 2nd-05:36.

Score tied - 1 time.
Lead changed - 0 times.

2015-16 CINCINNATI BASKETBALL • GAME 33 • NCAA CHAMPIONSHIP FIRST ROUND

GAME 13 • DEC. 22, 2015
11/9 IOWA STATE (81) AT 22/21 CINCINNATI (79)
FIFTH THIRD ARENA (CINCINNATI, OHIO)

Iowa State 81 • 10-1

#	Player		Total		3-Ptr	Rebounds			PF	TP	A	TO	Blk	Stl	Min
			FG-FGA	FG-FGA		FT-FTA	Off	Def							
01	McKay, Jameel	f	0-4	0-0	5-8	3	0	3	0	5	2	0	0	0	30
02	Nader, Abdel	f	3-8	1-5	4-4	0	4	4	4	11	1	3	0	2	37
31	Niang, Georges	f	10-19	2-6	2-3	6	4	10	3	24	1	1	1	1	35
11	Morris, Monte	g	7-12	2-4	0-0	2	3	5	2	16	7	2	0	4	39
21	Thomas, Matt	g	4-14	3-10	2-2	1	8	9	2	13	4	1	0	0	32
03	Cooke, Hallice		0-5	0-4	0-0	0	1	1	0	0	0	0	0	0	11
30	Burton, Deonte		5-6	1-1	1-2	1	0	1	3	12	1	0	0	0	16
Team							2	1	3						
Totals			29-68	9-30	14-19	15	21	36	14	81	16	7	1	7	200

FG % 1st Half: 16-34 47.1% 2nd half: 13-34 38.2% Game: 29-68 42.6%
3FG % 1st Half: 3-12 25.0% 2nd half: 6-18 33.3% Game: 9-30 30.0%
FT % 1st Half: 10-11 90.9% 2nd half: 4-8 50.0% Game: 14-19 73.7%

Cincinnati 79 • 10-3

#	Player		Total		3-Ptr	Rebounds			PF	TP	A	TO	Blk	Stl	Min
			FG-FGA	FG-FGA		FT-FTA	Off	Def							
02	ELLIS, Octavius	f	4-6	0-0	1-2	3	5	8	2	9	0	2	1	0	27
11	CLARK, Gary	f	5-8	0-1	0-2	5	4	9	1	10	2	1	0	1	28
24	THOMAS, Shaq	f	2-5	0-1	0-0	2	4	6	0	4	2	1	0	2	20
10	CAUPAIN, Troy	g	6-14	1-4	5-6	1	4	5	1	18	4	1	0	0	34
21	COBB, Farad	g	4-13	2-6	0-0	0	1	1	1	10	3	3	0	0	27
01	EVANS, Jacob		4-8	2-5	4-4	2	3	5	3	14	2	0	2	1	26
03	JENIFER, Justin		0-1	0-1	0-0	0	0	0	0	0	1	0	0	0	2
22	DeBERRY, Coreontae		3-7	0-0	0-2	2	2	4	1	6	1	0	1	0	17
25	JOHNSON, Kevin		3-4	2-3	0-0	1	0	1	3	8	0	2	0	0	19
Team							0	1	1						
Totals			31-66	7-21	10-16	16	24	40	12	79	15	10	4	4	200

FG % 1st Half: 16-35 45.7% 2nd half: 15-31 48.4% Game: 31-66 47.0%
3FG % 1st Half: 4-11 36.4% 2nd half: 3-10 30.0% Game: 7-21 33.3%
FT % 1st Half: 2-4 50.0% 2nd half: 8-12 66.7% Game: 10-16 62.5%

Officials: Doug Sirmons, Ron Groover, Tom O'Neill
Technical fouls: Iowa State-None. Cincinnati-None.
Attendance: 13176

Score by periods	1st	2nd	Total
Iowa State	45	36	81
Cincinnati	38	41	79

Last FG - ISU 2nd-00:12, CIN 2nd-02:09.
Largest lead - ISU by 13 1st-02:07, CIN by 4 2nd-02:09.

Points	In	Off	2nd	Fast	Bench
ISU	28	T/O	12	Chance	12
CIN	34	3	22	0	28

Score tied - 1 time.
Lead changed - 2 times.

GAME 15 • JAN. 2, 2016
TULSA (57) AT 22/23 CINCINNATI (76)
FIFTH THIRD ARENA (CINCINNATI, OHIO)

Tulsa 57 • 8-6, 0-2

#	Player		Total		3-Ptr	Rebounds			PF	TP	A	TO	Blk	Stl	Min
			FG-FGA	FG-FGA		FT-FTA	Off	Def							
01	SMITH, Rashad	f	3-5	0-0	1-2	3	1	4	2	7	0	1	2	1	23
40	WRIGHT, D'Andre	f	0-2	0-0	0-0	2	0	2	5	0	1	2	0	0	12
03	HARRISON, Shaquille	g	6-15	1-3	8-9	0	2	2	1	21	6	2	0	2	34
10	WOODARD, James	g	3-11	1-7	2-4	1	1	2	1	9	1	3	0	2	29
11	BIRT, Pat	g	3-8	2-4	5-6	1	5	6	1	13	3	2	0	0	36
04	TAPLIN, Sterling		1-4	0-2	0-0	0	2	2	0	2	0	1	0	0	10
05	RAY, Rashad		1-4	0-3	0-0	0	2	2	0	2	0	2	0	1	17
15	CURTIS, Marquel		1-4	0-2	0-0	1	3	4	1	2	3	1	0	0	19
44	SWANNEGAN, Brandon		0-1	0-0	1-4	0	0	1	3	1	0	0	0	0	15
55	EZECHINONSO, E.		0-0	0-0	0-0	0	0	0	1	0	0	0	0	0	5
Team							6	0	6						
Totals			18-54	4-21	17-25	14	17	31	15	57	14	14	2	6	200

FG % 1st Half: 6-27 22.2% 2nd half: 12-27 44.4% Game: 18-54 33.3%
3FG % 1st Half: 2-13 15.4% 2nd half: 2-8 25.0% Game: 4-21 19.0%
FT % 1st Half: 14-21 66.7% 2nd half: 3-4 75.0% Game: 17-25 68.0%

Cincinnati 76 • 11-4, 1-1

#	Player		Total		3-Ptr	Rebounds			PF	TP	A	TO	Blk	Stl	Min
			FG-FGA	FG-FGA		FT-FTA	Off	Def							
02	ELLIS, Octavius	f	2-3	0-0	2-3	1	2	3	3	6	0	2	1	2	16
11	CLARK, Gary	f	3-6	0-0	1-2	8	6	14	4	7	4	0	1	0	30
24	THOMAS, Shaq	f	2-5	0-1	0-0	1	4	5	3	4	2	2	1	2	24
10	CAUPAIN, Troy	g	3-9	2-4	0-0	1	2	3	2	8	7	3	1	0	31
21	COBB, Farad	g	8-14	5-7	0-0	0	1	3	4	0	21	2	1	0	27
00	MOORE, Quadri		2-5	2-3	2-2	0	1	1	2	8	0	2	0	0	14
01	EVANS, Jacob		1-3	0-2	0-0	0	3	3	4	2	2	1	1	1	16
03	JENIFER, Justin		2-3	1-1	2-2	0	0	0	1	7	2	0	0	0	8
22	DeBERRY, Coreontae		2-3	0-0	2-4	1	3	4	4	6	0	0	0	2	13
25	JOHNSON, Kevin		2-8	2-5	1-2	1	0	1	1	7	1	2	0	2	21
Team							1	0	1						
Totals			27-59	12-23	10-15	15	24	39	24	76	20	13	5	11	200

FG % 1st Half: 14-29 48.3% 2nd half: 13-30 43.3% Game: 27-59 45.8%
3FG % 1st Half: 7-13 53.8% 2nd half: 5-10 50.0% Game: 12-23 52.2%
FT % 1st Half: 7-9 77.8% 2nd half: 3-6 50.0% Game: 10-15 66.7%

Officials: Steve Olson, Zelton Steed, Peter Juzenas
Technical fouls: Tulsa-None. Cincinnati-ELLIS, Octavius.
Attendance: 10102

Score by periods	1st	2nd	Total
Tulsa	28	29	57
Cincinnati	42	34	76

Last FG - TLS 2nd-02:18, CIN 2nd-00:57.
Largest lead - TLS None, CIN by 24 1st-06:09.

Points	In	Off	2nd	Fast	Bench
TLS	24	T/O	14	Chance	7
CIN	20	16	19	9	30

Score tied - 0 times.
Lead changed - 0 times.

GAME 14 • DEC. 29, 2015
TEMPLE (77) AT 22/23 CINCINNATI (70)
FIFTH THIRD ARENA (CINCINNATI, OHIO)

Temple 77 • 6-5, 1-0

#	Player		Total		3-Ptr	Rebounds			PF	TP	A	TO	Blk	Stl	Min
			FG-FGA	FG-FGA		FT-FTA	Off	Def							
00	ENECHIONYIA, Obi	f	0-5	0-2	2-4	2	1	3	2	2	2	1	1	0	21
15	BOND, Jaylen	f	3-6	0-0	1-4	2	4	6	3	7	3	0	0	0	27
01	BROWN, Josh	g	4-9	1-5	2-3	0	5	5	2	11	3	2	0	3	34
25	DECOSEY, Quenton	g	4-7	1-3	10-11	1	3	4	1	19	2	3	1	1	37
34	COLEMAN, Devin	g	5-11	4-7	0-0	1	1	2	2	14	0	0	1	0	29
03	ALSTON, JR., Levan S		2-2	2-2	0-0	0	2	2	0	6	0	0	0	0	14
04	DINGLE, Daniel		6-10	2-3	0-0	4	1	5	1	14	2	0	1	1	20
10	WILLIAMS, Mark		2-2	0-0	0-0	0	0	0	0	4	0	1	0	0	15
11	LOWE, Trey		0-0	0-0	0-0	0	0	0	0	0	0	0	0	0	3
Team							1	2	3						
Totals			26-52	10-22	15-22	11	19	30	11	77	12	8	4	5	200

FG % 1st Half: 16-28 57.1% 2nd half: 10-24 41.7% Game: 26-52 50.0%
3FG % 1st Half: 5-11 45.5% 2nd half: 5-11 45.5% Game: 10-22 45.5%
FT % 1st Half: 2-6 33.3% 2nd half: 13-16 81.3% Game: 15-22 68.2%

Cincinnati 70 • 10-4, 0-1

#	Player		Total		3-Ptr	Rebounds			PF	TP	A	TO	Blk	Stl	Min
			FG-FGA	FG-FGA	FT-FTA	Off	Def	Tot							
01	EVANS, Jacob	f	2-4	1-2	2-2	3	2	5	0	7	2	1	0	0	24
11	CLARK, Gary	f	3-8	0-0	1-1	3	1	4	2	7	2	2	0	0	28
22	DeBERRY, Coreontae	c	1-3	0-0	0-0	1	1	2	2	2	1	0	0	0	13
10	CAUPAIN, Troy	g	7-16	1-4	4-4	1	2	3	3	19	7	2	0	1	36
21	COBB, Farad	g	4-10	2-6	0-0	0	2	2	1	10	1	1	0	0	27
00	MOORE, Quadri		0-1	0-0	0-0	0	0	0	0	0	0	0	0	0	1
02	ELLIS, Octavius		4-6	0-0	4-5	3	4	7	3	12	0	0	0	1	26
03	JENIFER, Justin		1-1	0-0	0-0	0	0	0	0	2	0	0	0	0	4
24	THOMAS, Shaq		3-8	2-4	0-0	0	2	2	2	8	0	1	2	0	28
25	JOHNSON, Kevin		1-4	1-3	0-0	0	0	0	2	3	0	1	0	0	13
	Team					3	2	5							

GAME 17 • JAN. 10, 2016
CINCINNATI (54) AT USF (51)
USF SUN DOME (TAMPA, FLA.)

Cincinnati 54 • 12-5 (2-2)

##	Player	Total		3-Ptr		Rebounds			PF	TP	A TO Blk Stl					Min
		FG-FGA	FG-FGA	FT-FTA	Off Def Tot	PF	TP	A TO Blk Stl								
02	ELLIS, Octavius	f	4-7	0-0	2-3	1	1	2	3	10	0	1	1	1	1	24
11	CLARK, Gary	f	0-4	0-0	5-7	7	4	11	1	5	2	2	1	1	1	34
24	THOMAS, Shaq	f	3-7	0-1	4-5	1	2	3	1	10	2	0	0	1	1	29
10	CAUPAIN, Troy	g	5-14	4-9	0-0	1	5	6	2	14	2	3	0	3	3	31
21	COBB, Farad	g	1-5	1-3	0-0	0	0	0	1	3	1	0	0	2	2	7
00	MOORE, Quadri		0-2	0-0	2-2	1	0	1	0	2	0	0	0	0	7	
01	EVANS, Jacob		1-6	0-2	0-0	1	2	3	0	2	1	1	0	1	1	12
03	JENIFER, Justin		0-1	0-0	0-0	0	0	0	1	0	1	0	0	0	0	9
22	DeBERRY, Coreontae		2-5	0-0	2-2	1	2	3	3	6	0	1	1	1	1	14
25	JOHNSON, Kevin		1-4	0-3	0-0	0	2	2	2	2	2	2	0	0	1	17
Team						1	3	4								
Totals			17-55	5-18	15-19	14	21	35	14	54	11	10	3	10		200
FG % 1st Half: 6-25 24.0% 2nd half: 11-30 36.7% Game: 17-55 30.9%																
3FG % 1st Half: 3-9 33.3% 2nd half: 2-9 22.2% Game: 5-18 27.8%																
FT % 1st Half: 11-12 91.7% 2nd half: 4-7 57.1% Game: 15-19 78.9%																
Deadball Rebounds 2																

USF 51 • 3-14 (0-4)

##	Player	Total		3-Ptr		Rebounds			PF	TP	A TO Blk Stl					Min
		FG-FGA	FG-FGA	FT-FTA	Off Def Tot	PF	TP	A TO Blk Stl								
22	NUNEZ, Angel	f	3-4	0-0	0-1	0	4	4	2	6	2	3	0	1	1	30
33	GUERRERO, Ruben	f	1-2	0-0	0-0	0	0	0	0	2	0	0	0	0	0	6
15	COUSINS, Jaleel	c	3-5	0-0	1-2	2	7	9	3	7	0	4	2	0	0	34
00	MC MURRAY, Jahmal	g	6-9	2-4	2-3	0	5	5	1	16	1	3	0	1	1	38
05	MORILLO, Nehemias	g	3-9	0-3	0-0	0	0	0	4	6	3	3	1	2	2	26
01	PERRY, Chris		4-11	0-1	0-0	1	4	5	4	8	0	4	0	0	0	24
13	BODWAY, Jake		0-1	0-0	0-0	0	0	0	1	0	0	0	0	0	0	6
35	ZEIGLER, Bo		3-4	0-1	0-2	1	2	3	2	6	0	1	1	0	0	30
42	SANTOS, Luis		0-0	0-0	0-0	0	1	1	1	0	0	0	0	1	1	6
Team						0	3	3								
Totals			23-45	2-9	3-8	4	26	30	18	51	6	18	4	5		200
FG % 1st Half: 11-20 55.0% 2nd half: 12-25 48.0% Game: 23-45 51.1%																
3FG % 1st Half: 2-3 66.7% 2nd half: 0-6 0.0% Game: 2-9 22.2%																
FT % 1st Half: 2-3 66.7% 2nd half: 1-5 20.0% Game: 3-8 37.5%																
Deadball Rebounds 2																

Officials: Mike Stuart, Kelly Self, Kipp Kissinger
Technical fouls: Cincinnati-None. USF-None.
Attendance: 3062

Score by periods	1st	2nd	Total
Cincinnati	26	28	54
USF	26	25	51

Last FG - CIN 2nd-10:07, USF 2nd-02:18.
Largest lead - CIN by 15 2nd-10:49, USF by 2 1st-01:17.

Score tied - 4 times.
Lead changed - 2 times.

GAME 19 • JAN. 16, 2016
CINCINNATI (65) AT TEMPLE (67) 2 OT
LIACOURAS CENTER (PHILADELPHIA, PA.)

Cincinnati 65 • 13-6, 3-3

##	Player	Total		3-Ptr		Rebounds			PF	TP	A TO Blk Stl					Min
		FG-FGA	FG-FGA	FT-FTA	Off Def Tot	PF	TP	A TO Blk Stl								
02	ELLIS, Octavius	f	4-7	0-0	6-6	3	6	9	5	14	0	3	3	0	0	33
11	CLARK, Gary	f	6-10	0-1	0-1	5	9	14	4	12	1	2	2	0	0	34
24	THOMAS, Shaq	f	1-5	0-0	0-2	2	2	4	0	2	0	0	0	1	1	25
10	CAUPAIN, Troy	g	5-15	0-3	4-6	1	3	4	3	14	1	3	0	0	0	31
21	COBB, Farad	g	3-11	1-6	0-0	0	1	1	0	7	3	1	0	2	0	38
00	MOORE, Quadri		0-0	0-0	0-0	0	1	1	1	0	0	0	0	0	0	5
01	EVANS, Jacob		4-10	0-3	0-0	1	7	8	2	8	4	2	0	1	1	38
03	JENIFER, Justin		0-0	0-0	0-0	0	1	1	0	0	0	2	0	0	0	2
22	DeBERRY, Coreontae		2-5	0-0	2-4	1	2	3	1	6	0	0	1	0	1	20
25	JOHNSON, Kevin		1-7	0-5	0-0	2	4	6	1	2	4	3	0	0	0	24
Team						2	3	5								
Totals			26-70	1-18	12-19	17	39	56	17	65	13	16	6	4		250
FG % 1st Half: 11-28 39.3% 2nd half: 13-30 43.3% OT: 2-12 16.7% Game: 26-70 37.1%																
3FG % 1st Half: 0-7 0.0% 2nd half: 1-5 20.0% OT: 0-6 0.0% Game: 1-18 5.6%																
FT % 1st Half: 2-2 100.0 2nd half: 5-11 45.5% OT: 5-6 83.3% Game: 12-19 63.2%																
Deadball Rebounds 4,1																

Temple 67 • 9-7, 4-2

##	Player	Total		3-Ptr		Rebounds			PF	TP	A TO Blk Stl					Min
		FG-FGA	FG-FGA	FT-FTA	Off Def Tot	PF	TP	A TO Blk Stl								
15	BOND, Jaylen	f	4-17	0-1	1-3	9	3	12	4	9	0	1	0	0	0	36
24	AFLAKPUI, Ernest	c	3-4	0-0	0-2	1	2	3	2	6	0	0	0	1	1	20
01	BROWN, Josh	g	2-9	0-2	0-2	0	7	7	1	4	5	2	0	1	1	47
04	DINGLE, Daniel	f	1-6	0-1	1-1	1	2	3	1	3	2	1	0	0	0	28
25	DECOSEY, Quenton	g	9-20	1-5	3-5	1	4	5	3	22	2	1	1	3	4	46
00	ENECHIONYIA, Obi		1-6	0-3	0-1	0	2	2	4	2	1	0	1	1	1	20
03	ALSTON, JR., Levan S		0-2	0-1	0-0	0	1	1	1	0	1	1	0	1	1	7
10	WILLIAMS, Mark		1-1	1-1	3-4	1	1	2	1	6	0	0	0	1	0	11
11	LOWE, Trey		0-0	0-0	0-0	0	0	0	0	0	0	1	0	0	0	3
34	COLEMAN, Devin		5-11	5-10	0-0	1	3	4	0	15	2	2	0	0	0	32
Team						3	5	8								
Totals			26-76	7-24	8-18	17	30	47	17	67	13	11	4	7		250
FG % 1st Half: 9-27 33.3% 2nd half: 13-32 40.6% OT: 4-17 23.5% Game: 26-76 34.2%																
3FG % 1st Half: 2-9 22.2% 2nd half: 3-9 33.3% OT: 2-6 33.3% Game: 7-24 29.2%																
FT % 1st Half: 2-6 33.3% 2nd half: 5-6 83.3% OT: 1-6 16.7% Game: 8-18 44.4%																
Deadball Rebounds 3																

Officials: Tom Eades, Raymond Styons, Ron Groover
Technical fouls: Cincinnati-None. Temple-None.
Attendance: 7481

Score by periods	1st	2nd	OT	OT2	Total
Cincinnati	24	32	4	5	65
Temple	22	34	4	7	67

Last FG - CIN OT2-04:32, TU OT2-00:16.
Largest lead - CIN by 3 OT2-01:58, TU by 8 2nd-06:48.

Score tied - 9 times.
Lead changed - 5 times.

GAME 18 • JAN. 13, 2016
HOUSTON (59) AT CINCINNATI (70)
FIFTH THIRD ARENA (CINCINNATI, OHIO)

Houston 59 • 13-3, 3-1

#	Player		Total		3-Ptr		Rebounds			PF	TP	A TO Blk Stl				Min
			FG-FGA	FG-FGA	FT-FTA	Off	Def	Total	A			TO	Blk	Stl		
24	POLLARD, Devonta	f	2-7	0-0	4-7	3	3	6	0	8	3	3	1	1	32	
33	MEYER, Kyle	c	0-0	0-0	0-0	0	1	1	1	0	0	0	0	0	6	
02	GRAY, Jr., Rob	g	3-11	0-4	0-0	0	0	0	1	6	1	4	0	0	23	
21	DOTSON, Darnyeen	g	1-8	1-5	1-2	3	8	11	2	4	1	2	1	1	31	
25	ROBINSON, Jr., Galen	g	5-11	2-3	1-1	0	1	1	1	13	4	2	0	0	28	
00	KNOWLES, Danrad		0-1	0-0	2-6	5	2	7	3	2	0	0	0	0	24	
03	JOHNSON, Ronnie		3-9	2-4	1-2	2	1	3	0	9	0	5	0	0	20	
04	BARNES, LeRon		6-8	5-6	0-0	4	3	7	4	17	0	0	0	0	29	
12	VANBECK, Wes		0-0	0-0	0-0	0	1	1	0	0	0	1	0	0	1	
13	NKALI, Bertrand		0-0	0-0	0-0	0	0	0	2	0	0	0	0	0	6	
Team						2	1	3								
Totals			20-55	10-22	9-18	19	21	40	14	59	9	17	2	2	200	
FG % 1st Half: 9-26			34.6%	2nd half: 11-29	37.9%	Game: 20-55	36.4%			Deadball Rebounds 3,1						
3FG % 1st Half: 7-12			58.3%	2nd half: 3-10	30.0%	Game: 10-22	45.5%									
FT % 1st Half: 2-2			100.0	2nd half: 7-16	43.8%	Game: 9-18	50.0%									

GAME 21 • JAN. 24, 2016
TULANE (75) AT CINCINNATI (97)
FIFTH THIRD ARENA (CINCINNATI, OHIO)

Tulane 75 • 8-13, 1-7

#	Player	Total		3-Ptr		Rebounds			PF	TP	A TO Blk Stl				Min
		FG-FGA	FG-FGA	FT-FTA	Off Def Tot	PF	TP	A TO Blk Stl							
21	Osetkowski, Dylan	f	3-6	0-0	3-5	1	9	10	2	9	4	4	0	0	31
15	Smith, Ryan	c	0-0	0-0	0-0	0	0	0	1	0	0	0	0	0	8
00	Dabney, Louis	g	3-8	1-2	2-2	1	4	5	1	9	3	2	0	2	32
13	Morgan, Malik	g	9-16	5-9	0-0	1	1	2	3	23	2	3	0	0	31
35	Frazier, Melvin	g	3-6	1-3	1-1	1	1	2	1	8	1	3	0	0	14
02	Oliver, Taron		3-5	0-1	0-0	1	3	4	2	6	0	1	0	0	8
04	Conroy, Riley		0-0	0-0	0-0	0	0	0	0	0	0	0	0	0	2
05	Reynolds, Cameron		1-5	0-3	2-2	0	2	2	3	4	1	3	0	0	18
10	Julien, Von		4-6	4-4	0-0	0	0	0	2	12	1	1	0	1	27
11	Harris, Kain		1-4	0-2	2-2	0	0	0	1	4	2	2	0	0	16
23	Paul, Blake		0-0	0-0	0-0	0	1	1	4	0	0	0	1	0	13
Team					2	1	3								
Totals			27-56	11-24	10-13	7	22	29	20	75	14	19	1	3	200

FG % 1st Half: 10-24 41.7% 2nd half: 17-32 53.1% Game: 27-56 48.2% Deadball Rebounds 1,2
3FG % 1st Half: 4-8 50.0% 2nd half: 7-16 43.8% Game: 11-24 45.8%
FT % 1st Half: 3-5 60.0% 2nd half: 7-8 87.5% Game: 10-13 76.9%

Cincinnati 97 • 15-6, 5-3

#	Player	Total		3-Ptr		Rebounds			PF	TP	A TO Blk Stl				Min
		FG-FGA	FG-FGA	FT-FTA	Off Def Tot	PF	TP	A TO Blk Stl							
02	ELLIS, Octavius	f	3-5	0-0	2-2	0	3	3	2	8	1	2	0	0	13
11	CLARK, Gary	f	8-10	1-1	0-2	1	4	5	0	17	0	1	1	2	23
24	THOMAS, Shaq	f	6-8	2-2	3-4	0	4	4	1	17	2	1	0	1	19
10	CAUPAIN, Troy	g	3-5	2-3	0-1	0	1	1	1	8	9	0	0	0	22
21	COBB, Farad	g	6-9	2-5	2-3	1	0	1	2	16	3	0	0	3	22
00	MOORE, Quadri		1-4	1-2	1-2	1	3	4	3	4	0	1	1	1	17
01	EVANS, Jacob		2-5	1-3	0-0	3	4	7	2	5	3	0	1	1	24
03	JENIFER, Justin		2-6	2-4	0-0	1	1	2	0	6	2	1	0	0	18
22	DeBERRY, Coreontae		3-6	0-0	5-7	1	2	3	3	11	0	2	2	0	18
25	JOHNSON, Kevin		0-2	0-1	3-4	0	2	2	2	3	1	0	0	1	18
45	TOBLER, Zack		1-2	0-0	0-0	0	0	0	2	2	0	0	0	0	6
Team					1	0	1				1				
Totals			35-62	11-21	16-25	9	24	33	18	97	21	9	5	10	200

FG % 1st Half: 19-33 57.6% 2nd half: 16-29 55.2% Game: 35-62 56.5% Deadball Rebounds 3
3FG % 1st Half: 4-9 44.4% 2nd half: 7-12 58.3% Game: 11-21 52.4%
FT % 1st Half: 7-9 77.8% 2nd half: 9-16 56.3% Game: 16-25 64.0%

Officials: Doug Simmons, James Luckie, Antonio Pettys
Technical fouls: Tulane-None. Cincinnati-None.
Attendance: 9224

Score by periods	1st	2nd	Total
Tulane	27	48	75
Cincinnati	49	48	97

Last FG - TUL 2nd-00:35, CIN 2nd-00:45. Score tied - 0 times.
Largest lead - TUL None, CIN by 40 2nd-09:48. Lead changed - 0 times.

GAME 23 • FEB. 4, 2016
USF (57) AT CINCINNATI (88)
FIFTH THIRD ARENA (CINCINNATI, OHIO)

USF 57 • 5-19, 2-9

#	Player	Total		3-Ptr		Rebounds			PF	TP	A TO Blk Stl				Min
		FG-FGA	FG-FGA	FT-FTA	Off Def Tot	PF	TP	A TO Blk Stl							
22	NUNEZ, Angel	f	3-7	1-2	1-2	0	6	6	3	8	0	6	0	0	26
35	ZEIGLER, Bo	f	5-7	0-1	0-0	1	2	3	4	10	2	2	0	0	28
15	COUSINS, Jaleel	c	2-8	0-0	6-9	8	2	10	5	10	0	4	0	1	19
33	GUERRERO, Ruben	c	2-3	0-0	0-0	2	0	2	2	4	1	2	0	0	37
00	MCMURRAY, Jahmal	g	6-17	1-7	4-4	1	3	4	2	17	2	3	0	0	38
05	MORILLO, Nehemias		1-5	1-3	2-3	0	3	3	1	5	0	2	0	0	19
10	BRYANT, Tre'		0-0	0-0	0-0	0	0	0	0	0	0	0	0	0	0+
13	BODWAY, Jake		1-3	0-2	0-0	0	1	1	1	2	0	0	0	0	15
42	SANTOS, Luis		0-1	0-0	1-2	0	1	1	1	1	1	1	0	0	18
Team					1	3	4				1				
Totals			20-51	3-15	14-20	13	21	34	19	57	6	21	0	1	200

FG % 1st Half: 10-20 50.0% 2nd half: 10-31 32.3% Game: 20-51 39.2% Deadball Rebounds 3,1
3FG % 1st Half: 3-5 60.0% 2nd half: 0-10 0.0% Game: 3-15 20.0%
FT % 1st Half: 6-8 75.0% 2nd half: 8-12 66.7% Game: 14-20 70.0%

Cincinnati 88 • 17-6, 7-3

#	Player	Total		3-Ptr		Rebounds			PF	TP	A TO Blk Stl				Min
		FG-FGA	FG-FGA	FT-FTA	Off Def Tot	PF	TP	A TO Blk Stl							
02	ELLIS, Octavius	f	4-5	0-0	2-2	1	1	2	4	10	2	2	1	1	23
11	CLARK, Gary	f	5-10	1-2	5-7	9	4	13	2	16	4	0	0	1	31
24	THOMAS, Shaq	f	0-4	0-1	1-2	2	1	3	2	1	1	0	1	1	17
10	CAUPAIN, Troy	g	6-11	4-7	2-2	0	4	4	1	18	10	3	2	1	29
21	COBB, Farad	g	4-14	2-9	0-0	0	1	1	3	10	0	0	0	2	23
01	EVANS, Jacob		3-8	2-6	3-4	0	2	2	2	11	2	0	1	1	24
03	JENIFER, Justin		0-2	0-1	2-2	0	1	1	1	2	1	0	0	3	11
22	DeBERRY, Coreontae		5-6	0-0	1-2	1	3	4	1	11	0	0	1	1	23
25	JOHNSON, Kevin		2-4	1-3	4-4	0	2	2	1	9	1	2	0	0	17
45	TOBLER, Zack		0-0	0-0	0-0	0	0	0	0	0	0	0	0	0	2
Team					2	1	3								
Totals			29-64	10-29	20-25	15	20	35	17	88	21	7	6	11	200

FG % 1st Half: 13-37 35.1% 2nd half: 16-27 59.3% Game: 29-64 45.3% Deadball Rebounds 3,1
3FG % 1st Half: 7-19 36.8% 2nd half: 3-10 30.0% Game: 10-29 34.5%
FT % 1st Half: 3-4 75.0% 2nd half: 17-21 81.0% Game: 20-25 80.0%

Officials: Joe DeRosa, James Breeding, Clarence Armstrong
Technical fouls: USF-None. Cincinnati-ELLIS, Octavius.
Attendance: 9116

Score by periods	1st	2nd	Total
USF	29	28	57
Cincinnati	36	52	88

Last FG - USF 2nd-00:07, CIN 2nd-01:31. Score tied - 4 times.
Largest lead - USF by 6 1st-10:52, CIN by 33 2nd-02:02. Lead changed - 4 times.

GAME 22 • JAN. 28, 2016
CINCINNATI (58) AT UCONN (57)
XL CENTER (HARTFORD, CONN.)

Cincinnati 58 • (16-6, 6-3)

#	Player	Total		3-Ptr		Rebounds			PF	TP	A TO Blk Stl				Min
		FG-FGA	FG-FGA	FT-FTA	Off Def Tot	PF	TP	A TO Blk Stl							
02	ELLIS, Octavius	f	4-8	0-0	2-2	1	6	7	2	10	1	2	2	1	31
11	CLARK, Gary	f	4-7	1-2	4-7	2	4	6	2	13	3	4	4	0	32
24	THOMAS, Shaq	f	1-3	0-0	0-1	2	1	3	0	2	1	2	0	1	18
10	CAUPAIN, Troy	g	3-11	2-5	0-0	1	3	4	2	8	0	4	1	2	36
21	COBB, Farad	g	4-12	3-8	2-2	2	4	6	1	13	1	1	0	1	33
00	MOORE, Quadri		0-0	0-0	0-0	0	0	0	0	1	0	0	0	0	2
01	EVANS, Jacob		3-7	1-2	0-0	1	4	5	2	7	2	0	3	1	23
22	DeBERRY, Coreontae		1-2	0-0	0-0	0	3	3	2	2	0	0	0	0	9
25	JOHNSON, Kevin		1-5	0-4	0-0	0	0	0	0	3	4	1	0	1	16
Team					2	0	2								
Totals			21-55	8-21	8-12	11	25	36	12	58	12	14	10	7	200

FG % 1st Half: 11-29 37.9% 2nd half: 10-26 38.5% Game: 21-55 38.2% Deadball Rebounds 2
3FG % 1st Half: 4-12 33.3% 2nd half: 4-9 44.4% Game: 8-21 38.1%
FT % 1st Half: 5-7 71.4% 2nd half: 3-5 60.0% Game: 8-12 66.7%

UCONN 57 • (14-6, 5-3)

#	Player	Total		3-Ptr		Rebounds			PF	TP	A TO Blk Stl				Min
		FG-FGA	FG-FGA	FT-FTA	Off Def Tot	PF	TP	A TO Blk Stl							
32	MILLER, Shonn	f	5-10	0-0	1-2	2	6	8	3	11	0	1	4	3	34
00	NOLAN, Phillip	c	1-4	0-0	0-0	2	2	4	4	2	0	0	0	0	11
02	ADAMS, Jalen	g	4-7	1-3	2-2	1	1	2	0	11	2	2	0	1	30
04	GIBBS, Sterling	g	5-9	3-5	1-1	0	2	2	2	14	4	0	0	0	37
05	HAMILTON, Daniel	g	2-11	1-4	0-0	1	7	8	2	5	8	4	2	1	38
12	FACEY, Kentan		1-2	0-0	0-0	1	2	3	3	2	0	1	1	0	7
13	ENOCH, Steven		0-0	0-0	0-0	0	0	0	1	0	0	1	0	0	5
21	CALHOUN, Omar		0-0	0-0	0-0	0	0	0	0	0	0	0	0	0	5
44	PURVIS, Rodney		5-17	1-4	1-3	1	2	3	0	12	3	1	0	2	33
Team					3	3	6				4				
Totals			23-60	6-16	5-8	11	25	36	15	57	17	14	7	7	200

FG % 1st Half: 14-28 50.0% 2nd half: 9-32 28.1% Game: 23-60 38.3% Deadball Rebounds 4
3FG % 1st Half: 5-8 62.5% 2nd half: 1-8 12.5% Game: 6-16 37.5

2015-16 CINCINNATI BASKETBALL • GAME 33 • NCAA CHAMPIONSHIP FIRST ROUND

GAME 25 • FEB. 9, 2016
CINCINNATI (69) AT UCF (51)
CFE ARENA (ORLANDO, FLA.)

Cincinnati 69 • 18-7, 8-4 AAC

#	Player	Total		3-Ptr		Rebounds		PF	TP	A	TO	Blk	Stl	Min
		FG-FGA	FT-FTA	FG-FGA	FT-FTA	Off	Def							
02	ELLIS, Octavius	f	4-10	0-0	2-2	6	8	14	2	10	1	2	0	29
11	CLARK, Gary	f	3-9	1-2	4-4	1	7	8	1	11	5	1	4	1
01	EVANS, Jacob	g	2-4	2-2	0-0	1	2	3	3	6	0	1	0	13
10	CAUPAIN, Troy	g	1-11	0-3	5-6	0	4	4	3	7	5	3	0	5
21	COBB, Farad	g	4-10	3-9	1-2	0	3	3	3	12	1	0	0	1
00	MOORE, Quadri	f	1-1	1-1	0-0	0	0	0	1	3	0	0	0	1
03	JENIFER, Justin	f	0-2	0-2	0-0	1	0	1	0	0	0	0	0	3
22	DeBERRY, Coreontae	f	2-3	0-0	1-2	2	1	3	2	5	0	1	0	11
24	THOMAS, Shaq	f	1-2	0-0	0-0	0	0	0	0	2	2	0	0	3
25	JOHNSON, Kevin	f	5-11	3-4	0-0	2	1	3	2	13	2	2	0	3
Team														
Totals		23-63	10-23	13-16	16	27	43	17	69	14	10	4	12	200
FG % 1st Half: 10-34		29.4%	2nd half: 13-29		44.8%	Game: 23-63		36.5%	Deadball					
3FG % 1st Half: 6-17		35.3%	2nd half: 4-6		66.7%	Game: 10-23		43.5%	Rebounds					
FT % 1st Half: 5-6		83.3%	2nd half: 8-10		80.0%	Game: 13-16		81.3%	1					

UCF 51 • 11-11, 5-6 AAC

#	Player	Total		3-Ptr		Rebounds		PF	TP	A	TO	Blk	Stl	Min
		FG-FGA	FT-FTA	FG-FGA	FT-FTA	Off	Def							
03	DAVIS, A.J.	f	4-12	3-6	5-8	1	6	7	3	16	3	4	0	36
13	EFIANAYI, Tanksley	f	0-4	0-3	1-5	0	2	2	0	1	1	3	0	0
34	MCBRIDE, Justin	c	1-2	0-0	0-1	0	2	2	4	2	0	3	1	0
04	WALKER, Daiquan	g	2-7	1-3	0-0	1	4	5	2	5	5	3	2	1
12	WILLIAMS, Matt	g	8-15	6-12	2-3	0	3	3	1	24	1	0	0	36
21	BROWN, Chad	f	0-0	0-0	0-0	0	0	0	0	0	0	0	0	2
22	MCSPADEN, Chance	f	0-0	0-0	0-0	0	0	0	0	0	0	1	0	10
24	FALL, Tacko	f	1-1	0-0	0-0	2	6	8	2	2	0	0	3	1
33	DAVIS, Shaheed	f	0-1	0-1	0-0	0	1	1	1	0	0	3	0	12
52	BLAIR, Staphon	f	0-0	0-0	1-2	0	1	1	2	1	0	1	1	1
Team														
Totals		16-42	10-25	9-19	4	26	30	15	51	10	18	7	3	200
FG % 1st Half: 8-22		36.4%	2nd half: 8-20		40.0%	Game: 16-42		38.1%	Deadball					
3FG % 1st Half: 5-13		38.5%	2nd half: 5-12		41.7%	Game: 10-25		40.0%	Rebounds					
FT % 1st Half: 9-15		60.0%	2nd half: 0-4		0.0%	Game: 9-19		47.4%	5					

Officials: Tom Eades, Gary Maxwell, Steve Olson
Technical fouls: Cincinnati-None. UCF-FALL, Tacko.
Attendance: 4143

Score by periods	1st	2nd	Total
Cincinnati	31	38	69
UCF	30	21	51

Last FG - CIN 2nd-00:55, UCF 2nd-01:22.
Largest lead - CIN by 22 2nd-03:33, UCF by 3 1st-03:47.

Score tied - 1 time.
Lead changed - 6 times.

GAME 27 • FEB. 18, 2016
CINCINNATI (68) AT TULSA (70) OT
REYNOLDS CENTER (TULSA, OKLA.)

Cincinnati 68 • 19-8, 9-5

#	Player	Total		3-Ptr		Rebounds		PF	TP	A	TO	Blk	Stl	Min
		FG-FGA	FT-FTA	FG-FGA	FT-FTA	Off	Def							
02	ELLIS, Octavius	f	4-8	0-0	3-6	4	5	9	4	11	2	4	2	33
11	CLARK, Gary	f	7-14	2-4	2-2	2	7	9	0	18	0	1	2	39
24	THOMAS, Shaq	f	0-3	0-2	1-2	1	0	1	2	1	2	1	0	16
10	CAUPAIN, Troy	g	5-14	2-8	3-5	1	8	9	2	15	4	3	0	39
21	COBB, Farad	g	3-6	2-4	0-0	0	0	0	2	8	1	0	0	24
01	EVANS, Jacob	g	3-10	2-7	1-2	0	6	6	3	9	4	2	1	35
03	JENIFER, Justin	f	0-0	0-0	0-0	0	1	1	0	0	1	0	0	6
22	DeBERRY, Coreontae	f	2-2	0-0	0-0	0	2	2	1	4	1	2	0	12
25	JOHNSON, Kevin	f	1-7	0-3	0-0	0	1	1	1	2	3	0	0	1
Team														
Totals		25-64	8-28	10-17	10	31	41	15	68	18	13	5	5	225
FG % 1st Half: 12-29		41.4%	2nd half: 13-29		44.8%	OT: 0-6		0.0%	Game: 25-64		39.1%	Deadball		
3FG % 1st Half: 4-12		33.3%	2nd half: 4-11		36.4%	OT: 0-5		0.0%	Game: 8-28		28.6%	Rebounds		
FT % 1st Half: 4-5		80.0%	2nd half: 0-4		0.0%	OT: 6-8		75.0%	Game: 10-17		58.8%	3		

Tulsa 70 • 17-9, 9-5

#	Player	Total		3-Ptr		Rebounds		PF	TP	A	TO	Blk	Stl	Min
		FG-FGA	FT-FTA	FG-FGA	FT-FTA	Off	Def							
01	SMITH, Rashad	f	6-10	0-0	0-2	2	5	7	3	12	0	0	0	30
44	SWANNEGAN, Brandon	f	1-4	0-0	1-2	2	3	5	4	3	0	1	1	0
03	HARRISON, Shaquille	g	4-13	0-1	3-3	1	7	8	2	11	3	1	0	39
10	WOODARD, James	g	8-15	3-7	0-0	0	9	9	0	19	1	2	0	40
11	BIRT, Pat	g	3-11	1-3	6-7	0	0	0	2	13	0	1	0	37
05	RAY, Rashad	f	0-0	0-0	0-0	0	1	1	0	0	1	3	0	2
15	CURTIS, Marquel	f	2-5	1-2	2-2	1	0	1	2	7	2	3	0	21
40	WRIGHT, D'Andre	f	1-4	0-0	3-4	1	5	6	3	5	1	0	0	0
Team														
Totals		25-62	5-13	15-20	9	33	42	16	70	8	11	1	7	225
FG % 1st Half: 10-31		32.3%	2nd half: 13-26		50.0%	OT: 2-5		40.0%	Game: 25-62		40.3%	Deadball		
3FG % 1st Half: 3-5		60.0%	2nd half: 2-6		33.3%	OT: 0-2		0.0%	Game: 5-13		38.5%	Rebounds		
FT % 1st Half: 4-9		44.4%	2nd half: 7-7		100.0	OT: 4-4		100.0	Game: 15-20		75.0%	2		

Officials: Joe DeRosa, Gerry Pollard, Roger Ayers
Technical fouls: Cincinnati-None. Tulsa-None.
Attendance: 4402

Score by periods	1st	2nd	OT	Total
Cincinnati	32	30	6	68
Tulsa	27	35	8	70

Last FG - CIN 2nd-00:01, TLS OT-01:00.
Largest lead - CIN by 9 1st-06:47, TLS by 3 OT-00:31.

Score tied - 8 times.
Lead changed - 13 times.

GAME 26 • FEB. 13, 2016
EAST CAROLINA (60) AT CINCINNATI (75)
FIFTH THIRD ARENA (CINCINNATI, OHIO)

East Carolina 60 • 10-15, 2-10

#	Player		Total		3-Ptr		Rebounds			PF	TP	A	TO	Blk	Stl	Min
			FG-FGA	FT-FTA	FG-FGA	FT-FTA	Off	Def	Tot							
13	NZEGE, Michel	f	0-1	0-0	0-0	1	1	2	0	0	1	1	0	0	15	
15	BARKLEY, Kentrell	f	5-12	0-2	1-2	1	4	5	2	11	4	1	0	1	31	
44	AJA, Kanu	f	0-0	0-0	0-0	0	0	0	0	0	0	0	0	0	5	
04	WILLIAMS, Prince	g	5-11	2-4	3-5	1	4	5	3	15	2	3	0	1	36	
21	TYSON, B.J.	g	3-11	3-4	3-4	0	2	2	0	12	3	2	0	3	33	
02	WHITE, Caleb		5-11	3-8	0-0	0	1	1	2	13	2	0	0	0	30	
03	FOSTER, Charles		0-1	0-1	0-0	0	0	0	0	0	0	1	0	0	4	
10	WILLIAMS, Clarence		1-5	0-1	0-0	2	3	5	3	2	0	2	0	1	18	
34	ZANGARI, Michael		3-6	1-2	0-0	3	3	6	4	7	0	2	0	0	28	
Team							2 2 4									
Totals			22-58	9-22	7-11	10	20	30	14	60	12	12	0	6	200	
FG % 1st Half: 9-26			34.6%	2nd half: 13-32		40.6%	Game: 22-58		37.9%					Deadball		
3FG % 1st Half: 5-12			41.7%	2nd half: 4-10		40.0%	Game: 9-22		40.9%					Rebounds		
FT % 1st Half: 3-4			75.0%	2nd half: 4-7		57.1%	Game: 7-11		63.6%					3.1		

2015-16 CINCINNATI BASKETBALL • GAME 33 • NCAA CHAMPIONSHIP FIRST ROUND

GAME 29 • FEB. 27, 2016
CINCINNATI (65) AT EAST CAROLINA (56)
MINGES COLISEUM (GREENVILLE, N.C.)

Cincinnati 69 • 18-7, 8-4 AAC

#	Player	Total		3-Ptr	FT-FTA	Rebounds			PF	TP	A	TO	Blk	Stl	Min
		FG-FGA	FG-FGA			Off	Def	Tot							
02	ELLIS, Octavius	f	4-10	0-0	2-2	6	8	14	2	10	1	2	0	2	29
11	CLARK, Gary	f	3-9	1-2	4-4	1	7	8	1	11	5	1	4	1	33
01	EVANS, Jacob	g	2-4	2-2	0-0	1	2	3	3	6	0	1	0	0	13
10	CAUPAIN, Troy	g	1-11	0-3	5-6	0	4	4	3	7	5	3	0	5	37
21	COBB, Farad	g	4-10	3-9	1-2	0	3	3	3	12	1	0	0	1	37
00	MOORE, Quadri	f	1-1	1-1	0-0	0	0	0	1	3	0	0	0	0	1
03	JENIFER, Justin	f	0-2	0-2	0-0	1	0	1	0	0	0	0	0	0	3
22	DeBERRY, Coreontae	c	2-3	0-0	1-2	2	1	3	2	5	0	1	0	0	11
24	THOMAS, Shaq	f	1-2	0-0	0-0	0	0	0	0	2	0	0	0	0	3
25	JOHNSON, Kevin	f	5-11	3-4	0-0	2	1	3	2	13	2	2	0	3	33
Team						3	1	4							
Totals			23-63	10-23	13-16	16	27	43	17	69	14	10	4	12	200

FG % 1st Half: 10-34 29.4% 2nd half: 13-29 44.8% Game: 23-63 36.5%
3FG % 1st Half: 6-17 35.3% 2nd half: 4-6 66.7% Game: 10-23 43.5%
FT % 1st Half: 5-6 83.3% 2nd half: 8-10 80.0% Game: 13-16 81.3%

Deadball
Rebounds
1

UCF 51 • 11-11, 5-6 AAC

#	Player	Total		3-Ptr	FT-FTA	Rebounds			PF	TP	A	TO	Blk	Stl	Min
		FG-FGA	FG-FGA			Off	Def	Tot							
03	DAVIS, A.J.	f	4-12	3-6	5-8	1	6	7	3	16	3	4	0	0	36
13	EFIANAYI, Tanksley	f	0-4	0-3	1-5	0	2	2	0	1	1	3	0	0	27
34	MCBRIDE, Justin	c	1-2	0-0	0-1	0	2	2	4	2	0	3	1	0	12
04	WALKER, Daiquan	g	2-7	1-3	0-0	1	4	5	2	5	5	3	2	1	37
12	WILLIAMS, Matt	g	8-15	6-12	2-3	0	3	3	1	24	1	0	0	0	36
21	BROWN, Chad	f	0-0	0-0	0-0	0	0	0	0	0	0	0	0	0	2
22	MCSPADDEN, Chance	f	0-0	0-0	0-0	0	0	0	0	0	0	1	0	0	10
24	FALL, Tacko	f	1-1	0-0	0-0	2	6	8	2	2	0	0	3	1	20
33	DAVIS, Shaheed	f	0-1	0-1	0-0	0	1	1	1	0	0	3	0	0	12
52	BLAIR, Staphon	f	0-0	0-0	1-2	0	1	1	2	1	0	1	1	1	8
Team						0	1	1							
Totals			16-42	10-25	9-19	4	26	30	15	51	10	18	7	3	200

FG % 1st Half: 8-22 36.4% 2nd half: 8-20 40.0% Game: 16-42 38.1%
3FG % 1st Half: 5-13 38.5% 2nd half: 5-12 41.7% Game: 10-25 40.0%
FT % 1st Half: 9-15 60.0% 2nd half: 0-4 0.0% Game: 9-19 47.4%

Deadball
Rebounds
5

Officials: Tom Eades, Gary Maxwell, Steve Olson
Technical fouls: Cincinnati-None. UCF-FALL, Tacko.
Attendance: 4143

Score by periods	1st	2nd	Total
Cincinnati	31	38	69
UCF	30	21	51

Points	In	Off	2nd	Fast
CIN	24	9	10	3
UCF	8	13	4	0

Score tied - 1 time.
Lead changed - 6 times.

Last FG - CIN 2nd-00:55, UCF 2nd-01:22.
Largest lead - CIN by 22 2nd-03:33, UCF by 3 1st-03:47.

GAME 31 • MARCH 6, 2016
NO. 24 SMU (54) AT CINCINNATI (61)
FIFTH THIRD ARENA (CINCINNATI, OHIO)

SMU 54 • 25-5, 13-5

#	Player	Total		3-Ptr	FT-FTA	Rebounds			PF	TP	A	TO	Blk	Stl	Min
		FG-FGA	FG-FGA			Off	Def	Tot							
00	MOORE, Ben	f	5-10	0-0	2-3	5	5	10	4	12	0	2	2	0	27
23	TOLBERT, Jordan	f	3-8	0-0	3-5	3	10	13	1	9	0	1	0	1	34
01	MILTON, Shake	g	1-4	0-2	0-0	0	4	4	2	2	1	3	0	0	37
03	BROWN, Sterling	g	4-9	0-2	0-0	3	1	4	5	8	3	3	0	1	33
11	MOORE, Nic	g	6-17	2-8	0-0	0	2	2	0	14	5	5	0	0	40
05	KENNEDY, Markus	f	3-7	0-0	3-4	1	3	4	5	9	1	3	0	0	19
10	FOSTER, Jarrey	f	0-1	0-0	0-0	0	1	1	4	0	0	0	0	0	10
Team						2	2	4							
Totals			22-56	2-12	8-12	14	28	42	21	54	10	17	2	2	200

FG % 1st Half: 9-25 36.0% 2nd half: 13-31 41.9% Game: 22-56 39.3%
3FG % 1st Half: 2-7 28.6% 2nd half: 0-5 0.0% Game: 2-12 16.7%
FT % 1st Half: 7-9 77.8% 2nd half: 1-3 33.3% Game: 8-12 66.7%

Deadball
Rebound
0,3

Cincinnati 61 • 22-9, 12-6

#	Player	Total		3-Ptr	FT-FTA	Rebounds			PF	TP	A	TO	Blk	Stl	Min
		FG-FGA	FG-FGA			Off	Def	Tot							
02	ELLIS, Octavius	f	3-6	0-0	2-2	2	9	11	3	8	0	0	3	0	27
22	DeBERRY, Coreontae	c	3-3	0-0	4-4	2	5	7	4	10	0	0	1	0	17
01	EVANS, Jacob	g	4-14	0-7	1-4	0	0	0	0	9	0	1	1	2	38
10	CAUPAIN, Troy	g	4-19	0-6	6-8	1	4	5	1	14	5	3	0	0	36
21	COBB, Farad	g	2-7	0-3	2-2	0	0	0	1	6	0	0	0	1	23
11	CLARK, Gary	f	0-8	0-0	7-8	7	4	11	4	7	3	0	1	3	35
25	JOHNSON, Kevin	f	2-4	1-3	2-2	0	0	0	0	7	1	1	1	3	24
Team						3	2	5							
Totals			18-61	1-19	24-30	15	24	39	13	61	9	6	7	9	200

FG % 1st Half: 10-37 27.0% 2nd half: 8-24 33.3% Game: 18-61 29.5%
3FG % 1st Half: 1-13 7.7% 2nd half: 0-6 0.0% Game: 1-19 5.3%
FT % 1st Half: 13-15 86.7% 2nd half: 11-15 73.3% Game: 24-30 80.0%

Deadball
Rebound
3

Officials: Mike Stuart, Jeff Clark, Raymond Styons
Technical fouls: SMU-None. Cincinnati-None.
Attendance: 13176

Score by periods	1st	2nd	Total
SMU	27	27	54
Cincinnati	34	27	61

Points	In	Off	2nd	Fast
SMU	36	2	13	6
CIN	26	13	5	8

Last FG - SMU 2nd-00:14, CIN 2nd-03:26.
Largest lead - SMU by 5 1st-11:43, CIN by 11 2nd-08:11.

Score tied - 4 times.
Lead changed - 2 times.

GAME 30 • MARCH 3, 2016
CINCINNATI (56) AT HOUSTON (69)
HOFHEINZ PAVILION (HOUSTON, TEXAS)

Cincinnati 56 • 21-9, 11-6

#	Player	Total		3-Ptr	FT-FTA	Rebounds			PF	TP	A	TO	Blk	Stl	Min
		FG-FGA	FG-FGA			Off	Def	Tot							
02	ELLIS, Octavius	f	2-3	0-0	7-10	5	4	9	5	11	0	4	1	0	27
11	CLARK, Gary	f	0-6	0-1	6-8	3	10	13	3	6	1	0	2	1	38
01	EVANS, Jacob	g	5-16	4-9	0-0	1	1	2	4	14	1	3	1	1	40
10	CAUPAIN, Troy	g	8-18	3-8	0-0	1	2	3	1	19	5	3	0	0	37
25	JOHNSON, Kevin	g	1-4	1-3	0-0	1	1	2	3	3	2	1	1	0	31
00	MOORE, Quadri	f	0-0	0-0	0-0	0	0	0	1	0	0	0	0	0	2
03	JENIFER, Justin	f	0-2	0-1	1-3	0	0	0	1	1	0	0	0	0	13
22	DeBERRY, Coreontae	f	1-2	0-0	0-0	2	3	5	3	2	0	0	0	0	12
Team						0	3	3							
Totals			17-51	8-22	14-21	13	24	37	21	56	9	12	5	2	200

FG % 1st Half: 7-25 28.0% 2nd half: 10-26 38.5% Game: 17-51 33.3%
3FG % 1st Half: 4-9 44.4% 2nd half: 4-13 30.8% Game: 8-22 36.4%
FT % 1st Half: 2-6 33.3% 2nd half: 12-15 80.0% Game: 14-21 66.7%

Deadball
Rebounds
2

Houston 69 • 22-8, 12-6

#	Player	Total		3-Ptr	FT-FTA	Rebounds			PF	TP	A	TO	Blk	Stl	Min
		FG-FGA	FG-FGA			Off	Def	Tot							
24	POLLARD, Devonta	f	2-10	0-0	7-9	3	2	5	4	11	0	1	1	0	35
04	BARNES, LeRon	g	2-5	1-4	2-2	0	1	1	2	7	1	0	1	1	17
21	DOTSON, Damyeon	g	4-7	3-5	2-2	2	5	7	3	13	0	0	0	0	36
23	WEARY, Jr., Eric	g	0-1	0-1	0-0	0	1	1	0	0	0	0	0	0	4
25	ROBINSON, Jr., Galen	g	4-7	0-0	1-1	0	2	2	0	9	2	1	1	0	21
00	KNOWLES, Danrad	f	1-1	0-0	0-0	2	1	3	1	2	0	1	1	0	5
02	GRAY, Jr., Rob	f	4-12	0-4	5-5	0	3	3	2	13	4	1	0	3	27
03	JOHNSON, Ronnie	f	3-7	1-4	1-2	0	2	2	2	8	1	0	0	0	19
12	VANBECK, Wes	f	0-0	0-0	0-0	0	0	0	0	0	0	0	0	0	0+
13	NKALI, Bertrand	f	0-0	0-0	1-2	0	4	4	5	1	0	0	2	0	20
33	MEYER, Kyle	f	2-4	0-0	1-2	1	2	3	4	5	1	1	1	1	16
Team						2	3	5							
Totals			22-54	5-18	20-25	10	26	36	23	69	9	5	7	5	200

FG % 1st Half: 12-32 37.5% 2



2015-16 Cincinnati Basketball
Cincinnati Combined Team Statistics (as of Mar 12, 2016)
All games



RECORD:	OVERALL	HOME	AWAY	NEUTRAL
ALL GAMES	22-10	14-3	6-6	2-1
CONFERENCE	12-6	8-1	4-5	0-0
NON-CONFERENCE	10-4	6-2	2-1	2-1

#	Player	gp-gs	min	avg	Total		3-Point		F-Throw		Rebounds				pf	dq	a	to	blk	stl	pts	avg
					fg-fga	fg%	3fg-fga	3fg%	ft-fa	ft%	off	def	tot	avg								
10	CAUPAIN, Troy	32-32	1068	33.4	140-373	.375	54-168	.321	88-111	.793	16	102	118	3.7	46	0	155	58	13	37	422	13.2
21	COBB, Farad	30-30	797	26.6	115-284	.405	70-178	.393	21-25	.840	13	41	54	1.8	34	0	48	28	1	41	321	10.7
11	CLARK, Gary	32-31	983	30.7	125-240	.521	13-25	.520	79-115	.687	113	175	288	9.0	75	0	69	42	49	40	342	10.7
02	ELLIS, Octavius	32-31	815	25.5	116-212	.547	0-0	.000	87-137	.635	93	152	245	7.7	92	3	36	68	48	26	319	10.0
01	EVANS, Jacob	32-7	769	24.0	84-233	.361	40-126	.317	44-54	.815	34	92	126	3.9	57	2	53	24	27	27	252	7.9
25	JOHNSON, Kevin	32-2	677	21.2	67-193	.347	40-128	.313	24-32	.750	22	33	55	1.7	50	0	52	38	2	29	198	6.2
24	THOMAS, Shaq	28-25	573	20.5	66-150	.440	11-35	.314	29-49	.592	40	65	105	3.8	42	0	39	34	15	20	172	6.1
22	DeBERRY, Coreontae	32-2	462	14.4	69-127	.543	0-0	.000	50-75	.667	39	81	120	3.8	62	1	6	18	29	12	188	5.9
03	JENIFER, Justin	27-0	232	8.6	21-58	.362	10-30	.333	14-20	.700	2	16	18	0.7	18	0	34	17	0	14	66	2.4
00	MOORE, Quadri	25-0	182	7.3	18-50	.360	4-11	.364	13-19	.684	13	21	34	1.4	19	0	2	18	2	8	53	2.1
45	TOBLER, Zack	6-0	17	2.8	2-5	.400	0-0	.000	5-8	.625	3	0	3	0.5	3	0	1	1	0	0	9	1.5
Team											44	50	94		2		8					
Total.....		32	6575		823-1925	.428	242-701	.345	454-645	.704	432	828	1260	39.4	500	6	495	354	186	254	2342	73.2
Opponents.....		32	6575		722-1849	.390	231-648	.356	337-498	.677	365	742	1107	34.6	559	-	367	444	105	165	2012	62.9

TEAM STATISTICS	CIN	OPP
SCORING	2342	2012
Points per game	73.2	62.9
Scoring margin	+10.3	-
FIELD GOALS-ATT	823-1925	722-1849
Field goal pct	.428	.390
3 POINT FG-ATT	242-701	231-648
3-point FG pct	.345	.356
3-pt FG made per game	7.6	7.2
FREE THROWS-ATT	454-645	337-498
Free throw pct	.704	.677
F-Throws made per game	14.2	10.5
REBOUNDS	1260	1107
Rebounds per game	39.4	34.6
Rebounding margin	+4.8	-
ASSISTS	495	367
Assists per game	15.5	11.5
TURNOVERS	354	444
Turnovers per game	11.1	13.9
Turnover margin	+2.8	-
Assist/turnover ratio	1.4	0.8
STEALS	254	165
Steals per game	7.9	5.2
BLOCKS	186	105
Blocks per game	5.8	3.3
ATTENDANCE	160055	98703
Home games-Avg/Game	17-9415	12-6908
Neutral site-Avg/Game	-	3-5268

Score by Periods	1st	2nd	OT	OT2	OT3	OT4	Totals
Cincinnati	1098	1194	15	13	13	9	2342
Opponents	929	1022	17	15	13	16	2012

Date	Opponent		Score	Att.
11/13/15	WESTERN CAROLINA	w	97-72	7213
11/15/15	ROBERT MORRIS	w	106-44	6292
11/18/15	at Bowling Green	w	83-50	3411
11/22/15	ARKANSAS-PINE BLUFF	w	99-50	6083
11/24/15	SE LOUISIANA	w	64-49	6824
11/27/15	vs Nebraska	w	65-61	4127
11/28/15	vs George Washington	w	61-56	4203
12/2/15	BUTLER	L	76-78	11125
12/6/15	MORGAN STATE	w	87-66	6126
12/12/15	at Xavier	L	55-65	10617
12/15/15	NORFOLK STATE	w	75-59	6215
12/19/15	at VCU	w	69-63	7637
12/22/15	IOWA STATE	L	79-81	13176
* 12/29/15	TEMPLE	L	70-77	10029
* 1/2/16	TULSA	w	76-57	10102
* 01/07/16	at SMU	L	57-59	6971
* 1/10/16	at USF	w	54-51	3062
* 1/13/16	HOUSTON	w	70-59	9345
* 01/16/16	at Temple	Lo2	65-67	7481
* 01/21/16	MEMPHIS	w	76-72	10320
* 01/24/16	TULANE	w	97-75	9224
* 1/28/16	at UCONN	w	58-57	13242
* 02/04/16	USF	w	88-57	9116
* 2/6/16	at Memphis	L	59-63	12920
* 2/9/16	at UCF	w	69-51	4143
* 2/13/16	EAST CAROLINA	w	75-60	12513
* 02/18/16	at Tulsa	Lo1	68-70	4402
* 2/20/16	UCONN	w	65-60	13176
* 2/27/16	at East Carolina	w	65-56	4841
* 3/3/16	at Houston	L	56-69	4171
* 03/06/16	SMU	w	61-54	13176
3.11.16	vs UCONN	Lo4	97-104	7475

* = Conference game



2015-16 Cincinnati Basketball
Cincinnati Combined Team Statistics (as of Mar 12, 2016)
Conference games



RECORD:	OVERALL	HOME	AWAY	NEUTRAL
ALL GAMES	12-6	8-1	4-5	0-0
CONFERENCE	12-6	8-1	4-5	0-0
NON-CONFERENCE	0-0	0-0	0-0	0-0

#	Player	gp-gs	min	avg	Total	3-Point	F-Throw	Rebounds		pf	dq	a	to	blk	stl	pts	avg
					fg-fga	fg%	3fg-fga	3fg%	ft-fa	ft%	off	def	tot	avg			
10	CAUPAIN, Troy	18-18	620	34.4	84-229	.367	32-97	.330	45-57	.789	11	58	69	3.8	29	0	92
11	CLARK, Gary	18-17	580	32.2	72-153	.471	9-18	.500	47-70	.671	65	105	170	9.4	39	0	42
02	ELLIS, Octavius	18-17	461	25.6	65-124	.524	0-0	.000	46-65	.708	53	81	134	7.4	59	2	16
21	COBB, Farad	16-16	444	27.8	57-147	.388	32-93	.344	7-9	.778	6	19	25	1.6	20	0	27
01	EVANS, Jacob	18-6	472	26.2	52-143	.364	23-77	.299	12-19	.632	17	51	68	3.8	38	1	31
25	JOHNSON, Kevin	18-2	388	21.6	36-108	.333	21-71	.296	13-17	.765	10	24	34	1.9	23	0	29
22	DeBERRY, Coreontae	18-2	246	13.7	37-67	.552	0-0	.000	26-36	.722	20	39	59	3.3	40	0	3
24	THOMAS, Shaq	14-12	264	18.9	27-68	.397	5-17	.294	10-19	.526	13	25	38	2.7	15	0	12
03	JENIFER, Justin	14-0	100	7.1	6-20	.300	3-10	.300	5-7	.714	2	6	8	0.6	6	0	10
00	MOORE, Quadri	15-0	92	6.1	5-20	.250	4-7	.571	5-6	.833	4	11	15	1.0	12	0	0
45	TOBLER, Zack	2-0	8	4.0	1-2	.500	0-0	.000	0-0	.000	0	0	0	0.0	2	0	0
Team											33	24	57				5
Total.....		18	3675		442-1081	.409	129-390	.331	216-305	.708	234	443	677	37.6	283	3	262
Opponents.....		18	3675		399-999	.399	126-348	.362	190-292	.651	202	432	634	35.2	285	-	205

TEAM STATISTICS	CIN	OPP
SCORING	1229	1114
Points per game	68.3	61.9
Scoring margin	+6.4	-
FIELD GOALS-ATT	442-1081	399-999
Field goal pct	.409	.399
3 POINT FG-ATT	129-390	126-348
3-point FG pct	.331	.362
3-pt FG made per game	7.2	7.0
FREE THROWS-ATT	216-305	190-292
Free throw pct	.708	.651
F-Throws made per game	12.0	10.6
REBOUNDS	677	634
Rebounds per game	37.6	35.2
Rebounding margin	+2.4	-
ASSISTS	262	205
Assists per game	14.6	11.4
TURNOVERS	184	251
Turnovers per game	10.2	13.9
Turnover margin	+3.7	-
Assist/turnover ratio	1.4	0.8
STEALS	137	78
Steals per game	7.6	4.3
BLOCKS	97	64
Blocks per game	5.4	3.6
ATTENDANCE	97001	61233
Home games-Avg/Game	9-10778	9-6804
Neutral site-Avg/Game	-	0-0

Date	Opponent	Score	Att.
* 12/29/15	TEMPLE	L 70-77	10029
* 1/2/16	TULSA	W 76-57	10102
* 01/07/16	at SMU	L 57-59	6971
* 1/10/16	at USF	W 54-51	3062
* 1/13/16	HOUSTON	W 70-59	9345
* 01/16/16	at Temple	Lo2 65-67	7481
* 01/21/16	MEMPHIS	W 76-72	10320
* 01/24/16	TULANE	W 97-75	9224
* 1/28/16	at UCONN	W 58-57	13242
* 02/04/16	USF	W 88-57	9116
* 2/6/16	at Memphis	L 59-63	12920
* 2/9/16	at UCF	W 69-51	4143
* 2/13/16	EAST CAROLINA	W 75-60	12513
* 02/18/16	at Tulsa	Lot 68-70	4402
* 2/20/16	UCONN	W 65-60	13176
* 2/27/16	at East Carolina	W 65-56	4841
* 3/3/16	at Houston	L 56-69	4171
* 03/06/16	SMU	W 61-54	13176

* = Conference game

Score by Periods	1st	2nd	OT	OT2	Totals
Cincinnati	598	616	10	5	1229
Opponents	533	562	12	7	1114



2015-16 Cincinnati Basketball
Cincinnati Combined Team Statistics (as of Mar 12, 2016)
American Tourney



RECORD:	OVERALL	HOME	AWAY	NEUTRAL
ALL GAMES	0-1	0-0	0-0	0-1
CONFERENCE	0-0	0-0	0-0	0-0
NON-CONFERENCE	0-1	0-0	0-0	0-1

#	Player	gp-gs	min	avg	Total		3-Point		F-Throw		Rebounds				pf	dq	a	to	blk	stl	pts	avg	
					fg-fga	fg%	3fg-fga	3fg%	ft-fa	ft%	off	def	tot	avg									
10	CAUPAIN, Troy	1-1	56	56.0	11-30	.367	4-9	.444	11-12	.917	4	6	10	10.0	3	0	5	0	1	3	37	37.0	
21	COBB, Farad	1-1	51	51.0	4-11	.364	4-11	.364	2-2	1.000	1	5	6	6.0	4	0	0	4	0	1	14	14.0	
02	ELLIS, Octavius	1-1	45	45.0	5-11	.455	0-0	.000	3-7	.429	5	5	10	10.0	3	0	3	3	3	0	13	13.0	
11	CLARK, Gary	1-1	48	48.0	3-9	.333	0-0	.000	6-8	.750	5	7	12	12.0	2	0	1	2	2	1	12	12.0	
22	DeBERRY, Coreontae	1-0	18	18.0	5-8	.625	0-0	.000	0-0	.000	3	3	6	6.0	2	0	0	0	2	0	10	10.0	
25	JOHNSON, Kevin	1-0	35	35.0	2-6	.333	2-4	.500	1-2	.500	0	0	0	0.0	1	0	1	1	0	0	7	7.0	
01	EVANS, Jacob	1-1	34	34.0	1-6	.167	0-2	.000	2-3	.667	1	2	3	3.0	5	1	2	2	2	1	4	4.0	
24	THOMAS, Shaq	1-0	13	13.0	0-1	.000	0-0	.000	0-0	.000	1	0	1	1.0	1	0	1	0	0	1	0	0.0	
Team											3	3	6										
Total.....		1	300		31-82	.378	10-26	.385	25-34	.735	23	31	54	54.0	21	1	13	12	10	7	97	97.0	
Opponents.....		1	300		36-82	.439	10-26	.385	22-24	.917	16	31	47	47.0	24	-	16	11	8	5	104	104.0	

TEAM STATISTICS	CIN	OPP	Date	Opponent	Score	Att.
SCORING	97	104	3.11.16	vs UCONN	Lo4 97-104	7475
Points per game	97.0	104.0				
Scoring margin	-7.0	-				
FIELD GOALS-ATT	31-82	36-82				
Field goal pct	.378	.439				
3 POINT FG-ATT	10-26	10-26				
3-point FG pct	.385	.385				
3-pt FG made per game	10.0	10.0				
FREE THROWS-ATT	25-34	22-24				
Free throw pct	.735	.917				
F-Throws made per game	25.0	22.0				
REBOUNDS	54	47				
Rebounds per game	54.0	47.0				
Rebounding margin	+7.0	-				
ASSISTS	13	16				
Assists per game	13.0	16.0				
TURNOVERS	12	11				
Turnovers per game	12.0	11.0				
Turnover margin	-1.0	-				
Assist/turnover ratio	1.1	1.5				
STEALS	7	5				
Steals per game	7.0	5.0				
BLOCKS	10	8				
Blocks per game	10.0	8.0				
ATTENDANCE	0	7475				
Home games-Avg/Game	0-0	0-0				
Neutral site-Avg/Game	-	1-7475				

Score by Periods	1st	2nd	OT	OT2	OT3	OT4	Totals
Cincinnati	36	26	5	8	13	9	97
Opponents	27	35	5	8	13	16	104

* = Conference game



2015-16 Cincinnati Basketball
Cincinnati Team Game-by-Game Comparison (as of Mar 12, 2016)
All games



Opponent	1st	2nd	Score	Mar	Total FG	FG Pct	3-Pointers	3FG Pct	Free Throws	FT Pct	Rebounds	Assist	T/Over	Block	Steal	Fouls
WESTERN CAROLINA	42/22	55/50	97-72	+25	36-59/26-70	.610/.371	6-14/9-32	.429/.281	19-27/11-14	.704/.786	43/27 +16	19/13	17/11	7/4	8/8	15/20
ROBERT MORRIS	51/25	55/19	106-44	+62	38-71/13-47	.535/.277	11-24/5-20	.458/.250	19-26/13-17	.731/.765	44/24 +20	32/8	11/29	8/1	18/7	14/20
Bowling Green	35/31	48/19	83-50	+33	31-66/17-58	.470/.293	13-30/7-25	.433/.280	8-16/9-17	.500/.529	49/38 +11	15/10	10/16	8/2	12/6	18/16
ARKANSAS-PINE BLUFF	39/15	60/35	99-50	+49	25-60/19-61	.417/.311	8-22/5-17	.364/.294	41-59/7-11	.695/.636	45/42 +3	16/12	10/30	6/4	19/4	16/37
SE LOUISIANA	30/22	34/27	64-49	+15	22-54/19-51	.407/.373	8-23/7-18	.348/.389	12-17/4-5	.706/.800	38/28 +10	16/6	11/15	3/4	8/5	14/18
Nebraska	25/25	40/36	65-61	+4	21-54/22-52	.389/.423	7-17/7-16	.412/.438	16-24/10-11	.667/.909	39/29 +10	15/12	11/12	3/4	5/9	13/20
George Washington	27/30	34/26	61-56	+5	22-53/21-56	.415/.375	7-22/11-22	.318/.500	10-12/3-4	.833/.750	38/31 +7	8/12	12/11	5/0	6/5	13/16
BUTLER	33/28	43/50	76-78	(2)	25-50/27-64	.500/.422	8-21/7-19	.381/.368	18-24/17-22	.750/.773	33/30 +3	15/11	14/6	10/3	2/7	18/19
MORGAN STATE	51/27	36/39	87-66	+21	35-73/26-67	.479/.388	6-29/8-17	.207/.471	11-18/6-13	.611/.462	49/37 +12	25/11	10/12	6/2	9/5	14/14
Xavier	26/42	29/23	55-65	(10)	21-52/27-56	.404/.482	7-26/6-15	.269/.400	6-11/5-12	.545/.417	32/32 -	17/14	16/10	5/3	6/8	14/14
NORFOLK STATE	34/26	41/33	75-59	+16	26-57/21-59	.456/.356	10-21/7-24	.476/.292	13-21/10-12	.619/.833	37/35 +2	20/12	13/15	8/3	9/7	13/18
VCU	33/31	36/32	69-63	+6	17-47/20-59	.362/.339	5-15/7-19	.333/.368	30-35/16-25	.857/.640	42/37 +5	7/9	13/8	6/2	4/4	22/24
IOWA STATE	38/45	41/36	79-81	(2)	31-66/29-68	.470/.426	7-21/9-30	.333/.300	10-16/14-19	.625/.737	40/36 +4	15/16	10/7	4/1	4/7	12/14
TEMPLE	37/39	33/38	70-77	(7)	26-61/26-52	.426/.500	7-19/10-22	.368/.455	11-12/15-22	.917/.682	30/30 -	13/12	8/8	2/4	2/5	15/11
TULSA	42/28	34/29	76-57	+19	27-59/18-54	.458/.333	12-23/4-21	.522/.190	10-15/17-25	.667/.680	39/31 +8	20/14	13/14	5/2	11/6	24/15
SMU	32/30	25/29	57-59	(2)	23-61/22-43	.377/.512	8-23/5-15	.348/.333	3-4/10-19	.750/.526	33/32 +1	11/15	11/17	4/11	12/2	20/9
USF	26/26	28/25	54-51	+3	17-55/23-45	.309/.511	5-18/2-9	.278/.222	15-19/3-8	.789/.375	35/30 +5	11/6	10/18	3/4	10/5	14/18
HOUSTON	39/27	31/32	70-59	+11	27-65/20-55	.415/.364	8-23/10-22	.348/.455	8-12/9-18	.667/.500	38/40 (2)	17/9	7/17	4/2	10/2	16/14
Temple	24/22	32/34	65-67	(2)	26-70/26-76	.371/.342	1-18/7-24	.056/.292	12-19/8-18	.632/.444	56/47 +9	13/13	16/11	6/4	4/7	17/17
MEMPHIS	41/38	35/34	76-72	+4	30-60/25-57	.500/.439	4-15/10-22	.267/.455	12-15/12-16	.800/.750	29/35 (6)	12/17	10/15	8/3	10/6	16/18
TULANE	49/27	48/48	97-75	+22	35-62/27-56	.565/.482	11-21/11-24	.524/.458	16-25/10-13	.640/.769	33/29 +4	21/14	9/19	5/1	10/3	18/20
UCONN	31/36	27/21	58-57	+1	21-55/23-60	.382/.383	8-21/6-16	.381/.375	8-12/5-8	.667/.625	36/36 -	12/17	14/14	10/7	7/7	12/15
USF	36/29	52/28	88-57	+31	29-64/20-51	.453/.392	10-29/3-15	.345/.200	20-25/14-20	.800/.700	35/34 +1	21/6	7/21	6/0	11/1	17/19
Memphis	24/39	35/24	59-63	(4)	21-58/20-66	.362/.303	5-22/5-16	.227/.313	12-19/18-24	.632/.750	38/49 (11)	12/8	11/13	7/5	5/6	19/13
UCF	31/30	38/21	69-51	+18	23-63/16-42	.365/.381	10-23/10-25	.435/.400	13-16/9-19	.813/.474	43/30 +13	14/10	10/18	4/7	12/3	17/15
EAST CAROLINA	34/26	41/34	75-60	+15	29-60/22-58	.483/.379	8-27/9-22	.296/.409	9-12/7-11	.750/.636	37/30 +7	21/12	10/12	4/0	8/6	10/14
Tulsa	32/27	30/35	68-70	(2)	25-64/25-62	.391/.403	8-28/5-13	.286/.385	10-17/15-20	.588/.750	41/42 (1)	18/8	13/11	5/1	5/7	15/16
UCONN	29/24	36/36	65-60	+5	23-54/22-59	.426/.373	7-19/9-23	.368/.391	12-21/7-9	.571/.778	40/30 +10	13/10	10/9	7/4	4/4	10/16
East Carolina	37/25	28/31	65-56	+9	25-58/20-53	.431/.377	8-20/13-29	.400/.448	7-11/3-5	.636/.600	38/31 +7	15/15	7/12	5/0	5/1	9/11
Houston	20/33	36/36	56-69	(13)	17-51/22-54	.333/.407	8-22/5-18	.364/.278	14-21/20-25	.667/.800	37/36 +1	9/9	12/5	5/7	2/5	21/23
SMU	34/27	27/27	61-54	+7	18-61/22-56	.295/.393	1-19/2-12	.053/.167	24-30/8-12	.800/.667	39/42 (3)	9/10	6/17	7/2	9/2	13/21
UCONN	36/27	26/35	97-104	(7)	31-82/36-82	.378/.439	10-26/10-26	.385/.385	25-34/22-24	.735/.917	54/47 +7	13/16	12/11	10/8	7/5	21/24

Note: Game totals are displayed in the format TEAM/OPPONENT for each category



2015-16 Cincinnati Basketball
Cincinnati Game-by-Game Highs (as of Mar 12, 2016)
All games



Opponent	Date	Score	Points	Rebounds	Assists	Steals	Blocked shots
WESTERN CAROLINA	11/13/15	97-72	21-CLARK, Gary	10-ELLIS, Octavius	3-JOHNSON, Kevin CAUPAIN, Troy EVANS, Jacob THOMAS, Shaq	4-ELLIS, Octavius	3-CLARK, Gary
ROBERT MORRIS	11/15/15	106-44	15-COBB, Farad	8-DeBERRY, Coreont	9-JENIFER, Justin CAUPAIN, Troy	5-THOMAS, Shaq	3-ELLIS, Octavius
at Bowling Green	11/18/15	83-50	20-COBB, Farad	12-DeBERRY, Coreont	4-CAUPAIN, Troy	3-JENIFER, Justin	2-DeBERRY, Coreont EVANS, Jacob THOMAS, Shaq
ARKANSAS-PINE BLUFF	11/22/15	99-50	20-COBB, Farad	8-MOORE, Quadri	4-CAUPAIN, Troy	4-COBB, Farad	2-ELLIS, Octavius DeBERRY, Coreont
SE LOUISIANA	11/24/15	64-49	15-EVANS, Jacob CAUPAIN, Troy	9-ELLIS, Octavius	4-CAUPAIN, Troy	2-CAUPAIN, Troy COBB, Farad JOHNSON, Kevin	2-CLARK, Gary
vs Nebraska	11/27/15	65-61	17-CAUPAIN, Troy	9-ELLIS, Octavius	4-EVANS, Jacob	1-MOORE, Quadri CLARK, Gary DeBERRY, Coreont JOHNSON, Kevin COBB, Farad	2-ELLIS, Octavius
vs George Washington	11/28/15	61-56	16-CAUPAIN, Troy	11-CLARK, Gary	2-THOMAS, Shaq CAUPAIN, Troy CLARK, Gary	3-CLARK, Gary	2-DeBERRY, Coreont
BUTLER	12/2/15	76-78	16-ELLIS, Octavius EVANS, Jacob	12-ELLIS, Octavius	6-CAUPAIN, Troy	1-CLARK, Gary JENIFER, Justin	4-DeBERRY, Coreont
MORGAN STATE	12/6/15	87-66	15-THOMAS, Shaq	14-CLARK, Gary	5-CAUPAIN, Troy CLARK, Gary	2-COBB, Farad JENIFER, Justin JOHNSON, Kevin	2-THOMAS, Shaq ELLIS, Octavius CLARK, Gary
at Xavier	12/12/15	55-65	13-ELLIS, Octavius	7-CLARK, Gary	6-CAUPAIN, Troy	2-CLARK, Gary	2-ELLIS, Octavius EVANS, Jacob
NORFOLK STATE	12/15/15	75-59	20-COBB, Farad	11-ELLIS, Octavius	6-CAUPAIN, Troy	2-CAUPAIN, Troy COBB, Farad ELLIS, Octavius	3-ELLIS, Octavius
at VCU	12/19/15	69-63	15-COBB, Farad CAUPAIN, Troy	9-CLARK, Gary	4-CAUPAIN, Troy	2-COBB, Farad	3-EVANS, Jacob
IOWA STATE	12/22/15	79-81	18-CAUPAIN, Troy	9-CLARK, Gary	4-CAUPAIN, Troy	2-THOMAS, Shaq	2-EVANS, Jacob
TEMPLE	12/29/15	70-77	19-CAUPAIN, Troy	7-ELLIS, Octavius	7-CAUPAIN, Troy	1-ELLIS, Octavius CAUPAIN, Troy	2-THOMAS, Shaq
TULSA	1/2/16	76-57	21-COBB, Farad	14-CLARK, Gary	7-CAUPAIN, Troy	2-THOMAS, Shaq JOHNSON, Kevin ELLIS, Octavius DeBERRY, Coreont COBB, Farad	1-THOMAS, Shaq EVANS, Jacob CAUPAIN, Troy CLARK, Gary ELLIS, Octavius
at SMU	01/07/16	57-59	18-COBB, Farad	11-CLARK, Gary	4-CAUPAIN, Troy	5-CLARK, Gary	1-ELLIS, Octavius EVANS, Jacob DeBERRY, Coreont CAUPAIN, Troy
at USF	1/10/16	54-51	14-CAUPAIN, Troy	11-CLARK, Gary	2-THOMAS, Shaq JOHNSON, Kevin CAUPAIN, Troy CLARK, Gary	3-CAUPAIN, Troy	1-DeBERRY, Coreont ELLIS, Octavius CLARK, Gary
HOUSTON	1/13/16	70-59	15-JOHNSON, Kevin	13-ELLIS, Octavius	6-CLARK, Gary	3-COBB, Farad	1-CLARK, Gary EVANS, Jacob CAUPAIN, Troy



2015-16 Cincinnati Basketball
Cincinnati Game-by-Game Highs (as of Mar 12, 2016)
All games



Opponent	Date	Score	Points	Rebounds	Assists	Steals	Blocked shots
at Temple	01/16/16	65-67	14-CAUPAIN, Troy ELLIS, Octavius	14-CLARK, Gary	4-EVANS, Jacob JOHNSON, Kevin	2-COBB, Farad	ELLIS, Octavius 3-ELLIS, Octavius
MEMPHIS	01/21/16	76-72	25-CAUPAIN, Troy	6-THOMAS, Shaq	4-CAUPAIN, Troy COBB, Farad	3-JOHNSON, Kevin	4-CLARK, Gary
TULANE	01/24/16	97-75	17-CLARK, Gary THOMAS, Shaq	7-EVANS, Jacob	9-CAUPAIN, Troy	3-COBB, Farad	2-DeBERRY, Coreont
at UCONN	1/28/16	58-57	13-COBB, Farad CLARK, Gary	7-ELLIS, Octavius	4-JOHNSON, Kevin	2-CAUPAIN, Troy	4-CLARK, Gary
USF	02/04/16	88-57	18-CAUPAIN, Troy	13-CLARK, Gary	10-CAUPAIN, Troy	3-JENIFER, Justin	2-CAUPAIN, Troy
at Memphis	2/6/16	59-63	17-CAUPAIN, Troy	14-CLARK, Gary	6-CAUPAIN, Troy	2-COBB, Farad	4-CLARK, Gary
at UCF	2/9/16	69-51	13-JOHNSON, Kevin	14-ELLIS, Octavius	5-CAUPAIN, Troy CLARK, Gary	5-CAUPAIN, Troy	4-CLARK, Gary
EAST CAROLINA	2/13/16	75-60	16-ELLIS, Octavius	12-CLARK, Gary	6-CAUPAIN, Troy	2-CAUPAIN, Troy ELLIS, Octavius EVANS, Jacob	2-ELLIS, Octavius
at Tulsa	02/18/16	68-70	18-CLARK, Gary	9-CLARK, Gary CAUPAIN, Troy ELLIS, Octavius	4-CAUPAIN, Troy EVANS, Jacob	2-CLARK, Gary	2-ELLIS, Octavius CLARK, Gary
UCONN	2/20/16	65-60	13-EVANS, Jacob CLARK, Gary	11-CLARK, Gary	8-CAUPAIN, Troy	1-CLARK, Gary EVANS, Jacob COBB, Farad JOHNSON, Kevin	2-CLARK, Gary DeBERRY, Coreont
at East Carolina	2/27/16	65-56	27-CAUPAIN, Troy	14-ELLIS, Octavius	4-CAUPAIN, Troy	3-CLARK, Gary	3-ELLIS, Octavius
at Houston	3/3/16	56-69	19-CAUPAIN, Troy	13-CLARK, Gary	5-CAUPAIN, Troy	1-EVANS, Jacob CLARK, Gary	2-CLARK, Gary
SMU	03/06/16	61-54	14-CAUPAIN, Troy	11-ELLIS, Octavius CLARK, Gary	5-CAUPAIN, Troy	3-CLARK, Gary JOHNSON, Kevin	3-ELLIS, Octavius
vs UCONN	3.11.16	97-104	37-CAUPAIN, Troy	12-CLARK, Gary	5-CAUPAIN, Troy	3-CAUPAIN, Troy	3-ELLIS, Octavius



2015-16 Cincinnati Basketball
Cincinnati Points-Rebounds-Assists (as of Mar 12, 2016)
All games



Opponent	Date	Score		00	01	02	03	10	11	21
				MOORE,QUAD	EVANS,JACO	ELLIS,OCTA	JENIFER,JU	CAUPAIN,TR	CLARK,GARY	COBB,FARAD
WESTERN CAROLINA	11/13/15	97-72	w	0-1-1	7-5-3	17-10-1	7-3-0	6-3-3	21-8-2	11-1-2
ROBERT MORRIS	11/15/15	106-44	w	10-4-0	10-7-2	10-3-0	11-2-9	6-2-9	4-7-3	15-1-2
at Bowling Green	11/18/15	83-50	w	3-1-0	10-3-1	4-9-0	7-1-2	7-4-4	7-10-2	20-2-1
ARKANSAS-PINE BLUFF	11/22/15	99-50	w	10-8-0	6-4-0	12-5-1	8-1-2	7-1-4	10-6-3	20-2-3
SE LOUISIANA	11/24/15	64-49	w	0-0-0	15-6-1	6-9-2	3-0-1	15-2-4	12-8-0	2-2-3
vs Nebraska	11/27/15	65-61	w	2-0-0	4-7-4	12-9-2	0-0-2	17-3-1	6-4-2	2-2-1
vs George Washington	11/28/15	61-56	w	2-0-0	3-2-1	9-7-0	0-2-1	16-2-2	6-11-2	11-1-0
BUTLER	12/2/15	76-78	L	DNP	16-4-4	16-12-2	1-0-1	12-3-6	9-6-1	6-0-0
MORGAN STATE	12/6/15	87-66	w	2-4-1	0-0-0	13-5-1	6-0-3	6-5-5	13-14-5	11-1-3
at Xavier	12/12/15	55-65	L	DNP	4-2-1	13-6-2	0-0-1	10-3-6	0-7-2	11-4-1
NORFOLK STATE	12/15/15	75-59	w	3-0-0	11-2-1	5-11-5	3-1-0	5-4-6	19-7-2	20-3-2
at VCU	12/19/15	69-63	w	2-1-0	9-8-0	4-7-1	0-0-1	15-2-4	13-9-0	15-3-0
IOWA STATE	12/22/15	79-81	L	DNP	14-5-2	9-8-0	0-0-1	18-5-4	10-9-2	10-1-3
TEMPLE	12/29/15	70-77	L	0-0-0	7-5-2	12-7-0	2-0-0	19-3-7	7-4-2	10-2-1
TULSA	1/2/16	76-57	w	8-1-0	2-3-2	6-3-0	7-0-2	8-3-7	7-14-4	21-4-2
at SMU	01/07/16	57-59	L	0-4-0	4-5-3	2-1-0	DNP	9-1-4	13-11-1	18-0-2
at USF	1/10/16	54-51	w	2-1-0	2-3-1	10-2-0	0-0-1	14-6-2	5-11-2	3-0-1
HOUSTON	1/13/16	70-59	w	0-1-0	5-0-2	13-13-2	2-1-0	1-4-5	14-7-6	14-2-1
at Temple	01/16/16	65-67	L	0-1-0	8-8-4	14-9-0	0-1-0	14-4-1	12-14-1	7-1-3
MEMPHIS	01/21/16	76-72	w	0-0-0	2-2-1	10-3-0	DNP	25-3-4	7-4-1	3-2-4
TULANE	01/24/16	97-75	w	4-4-0	5-7-3	8-3-1	6-2-2	8-1-9	17-5-0	16-1-3
at UCONN	1/28/16	58-57	w	0-0-0	7-5-2	10-7-1	DNP	8-4-0	13-6-3	13-6-1
USF	02/04/16	88-57	w	DNP	11-2-2	10-2-2	2-1-1	18-4-10	16-13-4	10-1-0
at Memphis	2/6/16	59-63	L	0-0-0	7-3-1	8-6-0	0-0-0	17-5-6	15-14-3	5-3-2
at UCF	2/9/16	69-51	w	3-0-0	6-3-0	10-14-1	0-1-0	7-4-5	11-8-5	12-3-1
EAST CAROLINA	2/13/16	75-60	w	0-0-0	10-3-1	16-11-4	0-0-0	12-5-6	15-12-4	3-0-2
at Tulsa	02/18/16	68-70	L	DNP	9-6-4	11-9-2	0-1-1	15-9-4	18-9-0	8-0-1
UCONN	2/20/16	65-60	w	0-0-0	13-4-0	7-10-1	0-1-0	10-2-8	13-11-1	4-0-3
at East Carolina	2/27/16	65-56	w	2-3-0	18-7-2	10-14-2	0-0-3	27-3-4	4-3-1	DNP
at Houston	3/3/16	56-69	L	0-0-0	14-2-1	11-9-0	1-0-0	19-3-5	6-13-1	DNP
SMU	03/06/16	61-54	w	DNP	9-0-0	8-11-0	DNP	14-5-5	7-11-3	6-0-0
vs UCONN	3.11.16	97-104	L	DNP	4-3-2	13-10-3	DNP	37-10-5	12-12-1	14-6-0

Opponent	Date	Score		22	24	25	45
				DEBERRY,CO	THOMAS,SHA	JOHNSON,KE	TOBLER,ZAC
WESTERN CAROLINA	11/13/15	97-72	w	12-4-1	8-5-3	6-1-3	2-0-0
ROBERT MORRIS	11/15/15	106-44	w	12-8-1	14-3-2	14-4-3	0-1-1
at Bowling Green	11/18/15	83-50	w	7-12-0	10-3-3	8-1-2	DNP
ARKANSAS-PINE BLUFF	11/22/15	99-50	w	11-5-0	5-7-1	5-0-2	5-2-0
SE LOUISIANA	11/24/15	64-49	w	6-2-0	2-6-2	3-1-3	DNP
vs Nebraska	11/27/15	65-61	w	4-2-0	14-4-0	4-5-3	DNP
vs George Washington	11/28/15	61-56	w	1-4-0	2-3-2	11-2-0	DNP
BUTLER	12/2/15	76-78	L	2-3-0	5-2-0	9-1-1	DNP
MORGAN STATE	12/6/15	87-66	w	11-7-0	15-9-4	10-3-3	DNP
at Xavier	12/12/15	55-65	L	3-2-0	11-5-3	3-0-1	0-0-0
NORFOLK STATE	12/15/15	75-59	w	0-1-0	9-6-3	0-1-1	DNP
at VCU	12/19/15	69-63	w	3-1-0	4-7-1	4-1-0	DNP
IOWA STATE	12/22/15	79-81	L	6-4-1	4-6-2	8-1-0	DNP
TEMPLE	12/29/15	70-77	L	2-2-1	8-2-0	3-0-0	DNP
TULSA	1/2/16	76-57	w	6-4-0	4-5-2	7-1-1	DNP
at SMU	01/07/16	57-59	L	4-3-0	2-2-1	5-0-0	DNP
at USF	1/10/16	54-51	w	6-3-0	10-3-2	2-2-2	DNP
HOUSTON	1/13/16	70-59	w	6-2-0	0-1-0	15-3-1	DNP
at Temple	01/16/16	65-67	L	6-3-0	2-4-0	2-6-4	DNP
MEMPHIS	01/21/16	76-72	w	2-2-0	18-6-1	9-4-1	DNP
TULANE	01/24/16	97-75	w	11-3-0	17-4-2	3-2-1	2-0-0
at UCONN	1/28/16	58-57	w	2-3-0	2-3-1	3-0-4	DNP
USF	02/04/16	88-57	w	11-4-0	1-3-1	9-2-1	0-0-0
at Memphis	2/6/16	59-63	L	7-5-0	0-1-0	0-0-0	DNP
at UCF	2/9/16	69-51	w	5-3-0	2-0-0	13-3-2	DNP
EAST CAROLINA	2/13/16	75-60	w	6-3-1	DNP	13-2-3	DNP
at Tulsa	02/18/16	68-70	L	4-2-1	1-1-2	2-1-3	DNP
UCONN	2/20/16	65-60	w	8-4-0	2-3-0	8-2-0	DNP
at East Carolina	2/27/16	65-56	w	2-1-0	DNP	2-4-3	DNP
at Houston	3/3/16	56-69	L	2-5-0	DNP	3-2-2	DNP
SMU	03/06/16	61-54	w	10-7-0	DNP	7-0-1	DNP
vs UCONN	3.11.16	97-104	L	10-6-0	0-1-1	7-0-1	DNP



2015-16 Cincinnati Basketball
Cincinnati Season/Career Statistics (as of Mar 12, 2016)
All games



SEASON STATISTICS

CAREER STATISTICS

SUMMARY	gp-gs	min/g	fg%	3fg%	ft%	r/g	a/g	stl	blk	pts/g	gp-gs	min/g	fg%	3fg%	ft%	r/g	a/g	stl	blk	pts/g
CAUPAIN, Troy	32-32	33.4	.375	.321	.793	3.7	4.8	37	13	13.2	100-65	27.8	.398	.344	.789	3.2	3.5	109	21	9.3
COBB, Farad	30-30	26.6	.405	.393	.840	1.8	1.6	41	1	10.7	64-39	25.3	.394	.365	.808	2.2	1.5	74	5	9.5
CLARK, Gary	32-31	30.7	.521	.520	.687	9.0	2.2	40	49	10.7	66-65	29.2	.522	.433	.663	8.1	1.9	75	94	9.2
ELLIS, Octavius	32-31	25.5	.547	.000	.635	7.7	1.1	26	48	10.0	69-65	26.3	.550	.000	.663	7.2	1.2	56	117	9.6
EVANS, Jacob	32-7	24.0	.361	.317	.815	3.9	1.7	27	27	7.9	32-7	24.0	.361	.317	.815	3.9	1.7	27	27	7.9
JOHNSON, Kevin	32-2	21.2	.347	.313	.750	1.7	1.6	29	2	6.2	99-26	17.7	.371	.328	.745	1.4	1.2	70	9	5.5
THOMAS, Shaq	28-25	20.5	.440	.314	.592	3.8	1.4	20	15	6.1	129-81	19.2	.446	.313	.600	2.9	0.8	86	50	5.6
DeBERRY, Coreontae	32-2	14.4	.543	.000	.667	3.8	0.2	12	29	5.9	66-2	12.5	.544	.000	.644	2.9	0.1	14	62	5.0
JENIFER, Justin	27-0	8.6	.362	.333	.700	0.7	1.3	14	0	2.4	27-0	8.6	.362	.333	.700	0.7	1.3	14	0	2.4
MOORE, Quadri	25-0	7.3	.360	.364	.684	1.4	0.1	8	2	2.1	51-0	7.7	.368	.320	.706	1.2	0.2	15	6	2.2
TOBLER, Zack	6-0	2.8	.400	.000	.625	0.5	0.2	0	0	1.5	22-0	1.9	.214	.000	.462	0.3	0.0	0	0	0.5
SCORING	fg-fga	fg%	3fg-fga	3fg%	ft-fta	ft%	pts	pts/g	fg-fga	fg%	3fg-fga	3fg%	ft-fta	ft%	pts	pts/g				
CAUPAIN, Troy	140-373	.375	54-168	.321	88-111	.793	422	13.2	301-756	.398	104-302	.344	228-289	.789	934	9.3				
COBB, Farad	115-284	.405	70-178	.393	21-25	.840	321	10.7	214-543	.394	123-337	.365	59-73	.808	610	9.5				
CLARK, Gary	125-240	.521	13-25	.520	79-115	.687	342	10.7	235-450	.522	13-30	.433	124-187	.663	607	9.2				
ELLIS, Octavius	116-212	.547	0-0	.000	87-137	.635	319	10.0	240-436	.550	0-1	.000	183-276	.663	663	9.6				
EVANS, Jacob	84-233	.361	40-126	.317	44-54	.815	252	7.9	84-233	.361	40-126	.317	44-54	.815	252	7.9				
JOHNSON, Kevin	67-193	.347	40-128	.313	24-32	.750	198	6.2	182-491	.371	98-299	.328	79-106	.745	541	5.5				
THOMAS, Shaq	66-150	.440	11-35	.314	29-49	.592	172	6.1	283-635	.446	25-80	.313	132-220	.600	723	5.6				
DeBERRY, Coreontae	69-127	.543	0-0	.000	50-75	.667	188	5.9	123-226	.544	0-0	.000	85-132	.644	331	5.0				
JENIFER, Justin	21-58	.362	10-30	.333	14-20	.700	66	2.4	21-58	.362	10-30	.333	14-20	.700	66	2.4				
MOORE, Quadri	18-50	.360	4-11	.364	13-19	.684	53	2.1	39-106	.368	8-25	.320	24-34	.706	110	2.2				
TOBLER, Zack	2-5	.400	0-0	.000	5-8	.625	9	1.5	3-14	.214	0-4	.000	6-13	.462	12	0.5				
TOTALS	o-reb	d-reb	t-reb	pf	fo	ast	to	a/to	o-reb	d-reb	t-reb	pf	fo	ast	to	a/to				
CAUPAIN, Troy	16	102	118	46	0	155	58	2.7	46	273	319	145	1	352	172	2.0				
COBB, Farad	13	41	54	34	0	48	28	1.7	31	108	139	70	0	97	65	1.5				
CLARK, Gary	113	175	288	75	0	69	42	1.6	207	327	534	129	0	126	80	1.6				
ELLIS, Octavius	93	152	245	92	3	36	68	0.5	187	308	495	183	6	81	147	0.6				
EVANS, Jacob	34	92	126	57	2	53	24	2.2	34	92	126	57	2	53	24	2.2				
JOHNSON, Kevin	22	33	55	50	0	52	38	1.4	42	92	134	160	0	118	109	1.1				
THOMAS, Shaq	40	65	105	42	0	39	34	1.1	146	229	375	172	1	106	138	0.8				
DeBERRY, Coreontae	39	81	120	62	1	6	18	0.3	64	128	192	114	1	9	42	0.2				
JENIFER, Justin	2	16	18	18	0	34	17	2.0	2	16	18	18	0	34	17	2.0				
MOORE, Quadri	13	21	34	19	0	2	18	0.1	19	43	62	45	1	8	37	0.2				
TOBLER, Zack	3	0	3	3	0	1	1	1.0	4	2	6	6	0	1	2	0.5				



2015-16 Cincinnati Basketball
Cincinnati Team High/Low Analysis (as of Mar 12, 2016)
All games



Cincinnati - TEAM GAME HIGHS

POINTS	106	ROBERT MORRIS (11/15/15)
	99	ARKANSAS-PINE BLUFF (11/22/15)
	97	vs UCONN (3.11.16)
	97	TULANE (01/24/16)
	97	WESTERN CAROLINA (11/13/15)
FIELD GOALS MADE	38	ROBERT MORRIS (11/15/15)
	36	WESTERN CAROLINA (11/13/15)
FIELD GOAL ATTEMPTS	82	vs UCONN (3.11.16)
	73	MORGAN STATE (12/6/15)
FIELD GOAL PERCENTAGE	.610 (36-59)	WESTERN CAROLINA (11/13/15)
	.565 (35-62)	TULANE (01/24/16)
3 PT FIELD GOALS MADE	13	at Bowling Green (11/18/15)
	12	TULSA (1/2/16)
3 PT FG ATTEMPTS	30	at Bowling Green (11/18/15)
	29	USF (02/04/16)
	29	MORGAN STATE (12/6/15)
3 PT FG PERCENTAGE	.524 (11-21)	TULANE (01/24/16)
	.522 (12-23)	TULSA (1/2/16)
FREE THROWS MADE	41	ARKANSAS-PINE BLUFF (11/22/15)
	30	at VCU (12/19/15)
FREE THROW ATTEMPTS	59	ARKANSAS-PINE BLUFF (11/22/15)
	35	at VCU (12/19/15)
FREE THROW PERCENTAGE	.917 (11-12)	TEMPLE (12/29/15)
	.857 (30-35)	at VCU (12/19/15)
REBOUNDS	56	at Temple (01/16/16)
	54	vs UCONN (3.11.16)
ASSISTS	32	ROBERT MORRIS (11/15/15)
	25	MORGAN STATE (12/6/15)
STEALS	19	ARKANSAS-PINE BLUFF (11/22/15)
	18	ROBERT MORRIS (11/15/15)
BLOCKED SHOTS	10	vs UCONN (3.11.16)
	10	at UCONN (1/28/16)
	10	BUTLER (12/2/15)
TURNOVERS	17	WESTERN CAROLINA (11/13/15)
	16	at Temple (01/16/16)
	16	at Xavier (12/12/15)
FOULS	24	TULSA (1/2/16)
	22	at VCU (12/19/15)



2015-16 Cincinnati Basketball
Cincinnati High/Low Analysis (as of Mar 12, 2016)
All games



Opponent - GAME HIGHS

POINTS	104	vs UCONN (3.11.16)
	81	IOWA STATE (12/22/15)
	78	BUTLER (12/2/15)
	77	TEMPLE (12/29/15)
	75	TULANE (01/24/16)
FIELD GOALS MADE	36	vs UCONN (3.11.16)
	29	IOWA STATE (12/22/15)
FIELD GOAL ATTEMPTS	82	vs UCONN (3.11.16)
	76	at Temple (01/16/16)
FIELD GOAL PERCENTAGE	.512 (22-43)	at SMU (01/07/16)
	.511 (23-45)	at USF (1/10/16)
3 PT FIELD GOALS MADE	13	at East Carolina (2/27/16)
	11	TULANE (01/24/16)
	11	vs George Washington (11/28/15)
3 PT FG ATTEMPTS	32	WESTERN CAROLINA (11/13/15)
	30	IOWA STATE (12/22/15)
3 PT FG PERCENTAGE	.500 (11-22)	vs George Washington (11/28/15)
	.471 (8-17)	MORGAN STATE (12/6/15)
FREE THROWS MADE	22	vs UCONN (3.11.16)
	20	at Houston (3/3/16)
FREE THROW ATTEMPTS	25	at Houston (3/3/16)
	25	TULSA (1/2/16)
	25	at VCU (12/19/15)
FREE THROW PERCENTAGE	.917 (22-24)	vs UCONN (3.11.16)
	.909 (10-11)	vs Nebraska (11/27/15)
REBOUNDS	49	at Memphis (2/6/16)
	47	vs UCONN (3.11.16)
	47	at Temple (01/16/16)
ASSISTS	17	at UCONN (1/28/16)
	17	MEMPHIS (01/21/16)
STEALS	9	vs Nebraska (11/27/15)
	8	at Xavier (12/12/15)
	8	WESTERN CAROLINA (11/13/15)
BLOCKED SHOTS	11	at SMU (01/07/16)
	8	vs UCONN (3.11.16)
TURNOVERS	30	ARKANSAS-PINE BLUFF (11/22/15)
	29	ROBERT MORRIS (11/15/15)
FOULS	37	ARKANSAS-PINE BLUFF (11/22/15)
	24	vs UCONN (3.11.16)
	24	at VCU (12/19/15)



2015-16 Cincinnati Basketball
Cincinnati High/Low Analysis (as of Mar 12, 2016)
All games



Cincinnati - GAME LOWS

POINTS	54	at USF (1/10/16)
	55	at Xavier (12/12/15)
	56	at Houston (3/3/16)
	57	at SMU (01/07/16)
	58	at UCONN (1/28/16)
FIELD GOALS MADE	17	at VCU (12/19/15)
	17	at USF (1/10/16)
	17	at Houston (3/3/16)
FIELD GOAL ATTEMPTS	47	at VCU (12/19/15)
	50	BUTLER (12/2/15)
FIELD GOAL PERCENTAGE	.295 (18-61)	SMU (03/06/16)
	.309 (17-55)	at USF (1/10/16)
3 PT FIELD GOALS MADE	1	at Temple (01/16/16)
	1	SMU (03/06/16)
3 PT FG ATTEMPTS	14	WESTERN CAROLINA (11/13/15)
	15	at VCU (12/19/15)
	15	MEMPHIS (01/21/16)
3 PT FG PERCENTAGE	.053 (1-19)	SMU (03/06/16)
	.056 (1-18)	at Temple (01/16/16)
FREE THROWS MADE	3	at SMU (01/07/16)
	6	at Xavier (12/12/15)
FREE THROW ATTEMPTS	4	at SMU (01/07/16)
	11	at Xavier (12/12/15)
	11	at East Carolina (2/27/16)
FREE THROW PERCENTAGE	.500 (8-16)	at Bowling Green (11/18/15)
	.545 (6-11)	at Xavier (12/12/15)
REBOUNDS	29	MEMPHIS (01/21/16)
	30	TEMPLE (12/29/15)
ASSISTS	7	at VCU (12/19/15)
	8	vs George Washington (11/28/15)
STEALS	2	BUTLER (12/2/15)
	2	TEMPLE (12/29/15)
	2	at Houston (3/3/16)
BLOCKED SHOTS	2	TEMPLE (12/29/15)
	3	SE LOUISIANA (11/24/15)
	3	vs Nebraska (11/27/15)
	3	at USF (1/10/16)
TURNOVERS	6	SMU (03/06/16)
	7	HOUSTON (1/13/16)
	7	USF (02/04/16)
	7	at East Carolina (2/27/16)
FOULS	9	at East Carolina (2/27/16)
	10	EAST CAROLINA (2/13/16)
	10	UCONN (2/20/16)



2015-16 Cincinnati Basketball
Cincinnati High/Low Analysis (as of Mar 12, 2016)
All games



Opponent - GAME LOWS

POINTS	44	ROBERT MORRIS (11/15/15)
	49	SE LOUISIANA (11/24/15)
	50	at Bowling Green (11/18/15)
	50	ARKANSAS-PINE BLUFF (11/22/15)
	51	at USF (1/10/16)
	51	at UCF (2/9/16)
FIELD GOALS MADE	13	ROBERT MORRIS (11/15/15)
	16	at UCF (2/9/16)
FIELD GOAL ATTEMPTS	42	at UCF (2/9/16)
	43	at SMU (01/07/16)
FIELD GOAL PERCENTAGE	.277 (13-47)	ROBERT MORRIS (11/15/15)
	.293 (17-58)	at Bowling Green (11/18/15)
3 PT FIELD GOALS MADE	2	at USF (1/10/16)
	2	SMU (03/06/16)
3 PT FG ATTEMPTS	9	at USF (1/10/16)
	12	SMU (03/06/16)
3 PT FG PERCENTAGE	.167 (2-12)	SMU (03/06/16)
	.190 (4-21)	TULSA (1/2/16)
FREE THROWS MADE	3	vs George Washington (11/28/15)
	3	at USF (1/10/16)
	3	at East Carolina (2/27/16)
FREE THROW ATTEMPTS	4	vs George Washington (11/28/15)
	5	SE LOUISIANA (11/24/15)
	5	at East Carolina (2/27/16)
FREE THROW PERCENTAGE	.375 (3-8)	at USF (1/10/16)
	.417 (5-12)	at Xavier (12/12/15)
REBOUNDS	24	ROBERT MORRIS (11/15/15)
	27	WESTERN CAROLINA (11/13/15)
ASSISTS	6	SE LOUISIANA (11/24/15)
	6	at USF (1/10/16)
	6	USF (02/04/16)
STEALS	1	USF (02/04/16)
	1	at East Carolina (2/27/16)
BLOCKED SHOTS	0	vs George Washington (11/28/15)
	0	USF (02/04/16)
	0	EAST CAROLINA (2/13/16)
	0	at East Carolina (2/27/16)
TURNOVERS	5	at Houston (3/3/16)
	6	BUTLER (12/2/15)
FOULS	9	at SMU (01/07/16)
	11	TEMPLE (12/29/15)
	11	at East Carolina (2/27/16)



2015-16 Cincinnati Basketball
Cincinnati Player High/Low Analysis (as of Mar 12, 2016)
All games



Cincinnati - INDIVIDUAL GAME HIGHS

Points	37		CAUPAIN, Troy vs UCONN (3.11.16)
	27		CAUPAIN, Troy at East Carolina (2/27/16)
	25		CAUPAIN, Troy vs Memphis (01/21/16)
	21		COBB, Farad vs Tulsa (1/2/16)
	21		CLARK, Gary vs Western Carolina (11/13/15)
Field Goals Made	11		CAUPAIN, Troy vs UCONN (3.11.16)
	9		CAUPAIN, Troy at East Carolina (2/27/16)
	9		CAUPAIN, Troy vs Memphis (01/21/16)
	9		CLARK, Gary vs Norfolk State (12/15/15)
	9		CLARK, Gary vs Western Carolina (11/13/15)
Field Goal Att.	30		CAUPAIN, Troy vs UCONN (3.11.16)
	19		CAUPAIN, Troy vs SMU (03/06/16)
FG Pct (min 5 made)	.900	(9-10)	CLARK, Gary vs Western Carolina (11/13/15)
	.857	(6-7)	ELLIS, Octavius vs Morgan State (12/6/15)
3-Point FG Made	6		COBB, Farad at SMU (01/07/16)
	6		COBB, Farad at Bowling Green (11/18/15)
3-Point FG Att.	11		COBB, Farad vs UCONN (3.11.16)
	11		COBB, Farad at SMU (01/07/16)
	11		COBB, Farad at Bowling Green (11/18/15)
3-Pt FG Pct (min 2 made)	1.000	(3-3)	COBB, Farad vs Western Carolina (11/13/15)
	1.000	(2-2)	EVANS, Jacob at UCF (2/9/16)
	1.000	(2-2)	THOMAS, Shaq vs Tulane (01/24/16)
	1.000	(2-2)	THOMAS, Shaq vs Nebraska (11/27/15)
Free Throws Made	11		CAUPAIN, Troy vs UCONN (3.11.16)
	8		ELLIS, Octavius vs Butler (12/2/15)
	8		ELLIS, Octavius vs Arkansas-Pine Bluff (11/22/15)
Free Throw Att.	14		ELLIS, Octavius vs Arkansas-Pine Bluff (11/22/15)
	12		CAUPAIN, Troy vs UCONN (3.11.16)
FT Pct (min 3 made)	1.000	(6-6)	CAUPAIN, Troy vs Memphis (01/21/16)
	1.000	(6-6)	ELLIS, Octavius at Temple (01/16/16)
	1.000	(6-6)	EVANS, Jacob vs Norfolk State (12/15/15)
	1.000	(6-6)	JENIFER, Justin vs Robert Morris (11/15/15)
	1.000	(5-5)	CAUPAIN, Troy at East Carolina (2/27/16)
	1.000	(4-4)	DeBERRY, Coreontae vs SMU (03/06/16)
	1.000	(4-4)	DeBERRY, Coreontae vs UCONN (2/20/16)
	1.000	(4-4)	CLARK, Gary at UCF (2/9/16)
	1.000	(4-4)	JOHNSON, Kevin vs USF (02/04/16)
	1.000	(4-4)	CAUPAIN, Troy vs Temple (12/29/15)
	1.000	(4-4)	EVANS, Jacob vs Iowa State (12/22/15)
	1.000	(4-4)	COBB, Farad at VCU (12/19/15)
	1.000	(4-4)	EVANS, Jacob at VCU (12/19/15)
	1.000	(4-4)	CAUPAIN, Troy at VCU (12/19/15)
	1.000	(4-4)	JOHNSON, Kevin at VCU (12/19/15)
	1.000	(4-4)	CAUPAIN, Troy vs George Washington (11/28/15)
	1.000	(4-4)	EVANS, Jacob vs SE Louisiana (11/24/15)
	1.000	(3-3)	CLARK, Gary vs East Carolina (2/13/16)
	1.000	(3-3)	THOMAS, Shaq vs Arkansas-Pine Bluff (11/22/15)
	1.000	(3-3)	JOHNSON, Kevin vs Arkansas-Pine Bluff (11/22/15)
	1.000	(3-3)	CLARK, Gary vs Western Carolina (11/13/15)
Rebounds	14		ELLIS, Octavius at East Carolina (2/27/16)
	14		ELLIS, Octavius at UCF (2/9/16)
	14		CLARK, Gary at Memphis (2/6/16)
	14		CLARK, Gary at Temple (01/16/16)

	14	CLARK, Gary vs Tulsa (1/2/16)
	14	CLARK, Gary vs Morgan State (12/6/15)
Assists	10	CAUPAIN, Troy vs USF (02/04/16)
	9	CAUPAIN, Troy vs Tulane (01/24/16)
	9	CAUPAIN, Troy vs Robert Morris (11/15/15)
	9	JENIFER, Justin vs Robert Morris (11/15/15)
Steals	5	CAUPAIN, Troy at UCF (2/9/16)
	5	CLARK, Gary at SMU (01/07/16)
	5	THOMAS, Shaq vs Robert Morris (11/15/15)
Blocked Shots	4	CLARK, Gary at UCF (2/9/16)
	4	CLARK, Gary at Memphis (2/6/16)
	4	CLARK, Gary at UCONN (1/28/16)
	4	CLARK, Gary vs Memphis (01/21/16)
	4	DeBERRY, Coreontae vs Butler (12/2/15)
Turnovers	5	ELLIS, Octavius at Xavier (12/12/15)
	4	COBB, Farad vs UCONN (3.11.16)
	4	ELLIS, Octavius at Houston (3/3/16)
	4	ELLIS, Octavius at East Carolina (2/27/16)
	4	ELLIS, Octavius at Tulsa (02/18/16)
	4	CAUPAIN, Troy at UCONN (1/28/16)
	4	CLARK, Gary at UCONN (1/28/16)
	4	ELLIS, Octavius vs Butler (12/2/15)
Fouls	5	EVANS, Jacob vs UCONN (3.11.16)
	5	ELLIS, Octavius at Houston (3/3/16)
	5	ELLIS, Octavius at Temple (01/16/16)
	5	EVANS, Jacob vs Houston (1/13/16)
	5	DeBERRY, Coreontae at VCU (12/19/15)
	5	ELLIS, Octavius at VCU (12/19/15)



2015-16 Cincinnati Basketball
Cincinnati Opponent High/Low Analysis (as of Mar 12, 2016)
All games



OPPONENT INDIVIDUAL GAME HIGHS

Points	32		HAMILTON, Daniel vs UCONN (3.11.16)
	24		WILLIAMS, Matt at UCF (2/9/16)
	24		BURRELL, Trahson vs Memphis (01/21/16)
	24		Niang, Georges vs Iowa State (12/22/15)
	24		DUNHAM, Kellen vs Butler (12/2/15)
Field Goals Made	10		Niang, Georges vs Iowa State (12/22/15)
	9		HAMILTON, Daniel vs UCONN (3.11.16)
	9		Morgan, Malik vs Tulane (01/24/16)
	9		DECOSEY, Quenton at Temple (01/16/16)
Field Goal Att.	24		HAMILTON, Daniel vs UCONN (3.11.16)
	22		Mike Brown vs Western Carolina (11/13/15)
FG Pct (min 5 made)	1.000	(5-5)	MOORE, Ben at SMU (01/07/16)
	.833	(5-6)	Burton, Deonte vs Iowa State (12/22/15)
3-Point FG Made	6		WILLIAMS, Matt at UCF (2/9/16)
	5		Morgan, Malik vs Tulane (01/24/16)
	5		WOODSON, Avery vs Memphis (01/21/16)
	5		COLEMAN, Devin at Temple (01/16/16)
	5		BARNES, LeRon vs Houston (1/13/16)
	5		THOMAS, Kyle vs Morgan State (12/6/15)
	5		Elijah Pughsley vs Western Carolina (11/13/15)
3-Point FG Att.	12		WILLIAMS, Matt at UCF (2/9/16)
	11		Filmore, Joshua vs SE Louisiana (11/24/15)
	11		Mike Brown vs Western Carolina (11/13/15)
3-Pt FG Pct (min 2 made)	1.000	(4-4)	Julien, Von vs Tulane (01/24/16)
	1.000	(2-2)	ALSTON, JR., Levan S vs Temple (12/29/15)
Free Throws Made	12		HAMILTON, Daniel vs UCONN (3.11.16)
	10		GOODWIN, Shaq at Memphis (2/6/16)
	10		DECOSEY, Quenton vs Temple (12/29/15)
Free Throw Att.	14		HAMILTON, Daniel vs UCONN (3.11.16)
	12		GOODWIN, Shaq at Memphis (2/6/16)
FT Pct (min 3 made)	1.000	(7-7)	PRYOR, Rodney vs Robert Morris (11/15/15)
	1.000	(6-6)	DUNHAM, Kellen vs Butler (12/2/15)
	1.000	(5-5)	GRAY, Jr., Rob at Houston (3/3/16)
	1.000	(5-5)	Webster, Tai vs Nebraska (11/27/15)
	1.000	(4-4)	ADAMS, Jalen vs UCONN (3.11.16)
	1.000	(4-4)	MCMURRAY, Jahmal vs USF (02/04/16)
	1.000	(4-4)	BURRELL, Trahson vs Memphis (01/21/16)
	1.000	(4-4)	LAWSON, Dedric vs Memphis (01/21/16)
	1.000	(4-4)	Nader, Abdel vs Iowa State (12/22/15)
	1.000	(4-4)	Mike Brown vs Western Carolina (11/13/15)
	1.000	(3-3)	HARRISON, Shaquille at Tulsa (02/18/16)
	1.000	(3-3)	PARKER, Spencer at Bowling Green (11/18/15)
Rebounds	13		TOLBERT, Jordan vs SMU (03/06/16)
	13		BARKLEY, Kentrell at East Carolina (2/27/16)
Assists	9		TARRANT JR., Ricky vs Memphis (01/21/16)
	8		HAMILTON, Daniel vs UCONN (3.11.16)
	8		HAMILTON, Daniel at UCONN (1/28/16)
Steals	4		Morris, Monte vs Iowa State (12/22/15)
	4		WIDEMAN, Tyler vs Butler (12/2/15)
Blocked Shots	5		BRIMAH, Amida vs UCONN (3.11.16)
	5		MOORE, Ben at SMU (01/07/16)
Turnovers	7		JACKSON, Charles vs Arkansas-Pine Bluff (11/22/15)
	6		NUNEZ, Angel vs USF (02/04/16)

	6	Jackson, Zay vs SE Louisiana (11/24/15)
Fouls	5	PURVIS, Rodney vs UCONN (3.11.16)
	5	MILLER, Shonn vs UCONN (3.11.16)
	5	KENNEDY, Markus vs SMU (03/06/16)
	5	BROWN, Sterling vs SMU (03/06/16)
	5	NKALI, Bertrand at Houston (3/3/16)
	5	COUSINS, Jaleel vs USF (02/04/16)
	5	WRIGHT, D'Andre vs Tulsa (1/2/16)
	5	Gilmore, Michael at VCU (12/19/15)
	5	WIDEMAN, Tyler vs Butler (12/2/15)
	5	CHRAPASCZ, Andrew vs Butler (12/2/15)
	5	Shields, Shavon vs Nebraska (11/27/15)
	5	ROBINSON,Ghiavonni vs Arkansas-Pine Bluff (11/22/15)
	5	JACKSON,Charles vs Arkansas-Pine Bluff (11/22/15)
	5	CUNNINGHAM,Marquis vs Arkansas-Pine Bluff (11/22/15)
	5	Justin Browing vs Western Carolina (11/13/15)
	5	Torrion Brummitt vs Western Carolina (11/13/15)

Cronin on UC's March Madness selection: 'Credit to the kids and their toughness'

By John Fay
WCPO.com
March 13, 2016

CINCINNATI - Mick Cronin was confident his team was in the NCAA Tournament.

But he admits — with the way things have gone lately — he was relieved when he heard the Bearcats named called on the Selection Show.

The Bearcats made the NCAA Tournament as a ninth seed in the West Region. UC will play eighth-seeded St. Joseph's in Spokane on Friday. Should the Bearcats win, they'll like face No. 1 seeded Oregon. Oregon was the fourth of the four top seeds.

"I'm happy for our seniors," Cronin said. "That's what I told (my daughter) Sammi. She said, 'Dad, are you nervous?' I said, 'I've coached in a lot of tournaments.' I was worried about Octavius (Ellis) and those guys. Hopefully, nothing crazy would happen today."

Something crazy did happen to the Bearcats in the semifinals of American Athletic Conference. The Bearcats lost 104-97 in four overtimes after an 80-foot shot fell at the buzzer for Connecticut Friday. Cronin would say after the buzzer.

"When clock starts on time, we're really difficult to beat," Cronin said.

That kind of loss stings.

"It's still in my head," Octavius Ellis said. "I'm still dreaming about it."

Cronin addressed bouncing back from having a game taken from you.

"I told them it's the final straw, let's get all bad luck, unfairness and bad things are out of the way," Cronin said. "It's our time to be lucky."

The first bit of luck change came when the Bearcats heard they were playing Friday. Shaq Thomas, Gary Clark, Coreontrae DeBerry and Farad Cobb have all been dealing with injuries. The extra day of rest will help.

"As soon as they said we were in, I said: When?" Cronin said. "Friday is good. Gary was smiling. A lot of guys were smiling. As it turned out, as much as we would have liked to win the conference tournament, with the injuries we've been dealing with, the rest time hopefully will be good for us."

Cronin expects all of the players mentioned above to play Friday.

"Shaq would be the worse of the injured guys," Cronin said. "We've had such bad luck. Gary got hurt as I was blowing my whistle to end practice before the UConn game."

Again, Cronin thinks things are changing.

"So many things happened to these guys," he said. "That's a good thing. They've bounced off that."

The players came to Fifth Third Arena Sunday expecting to be in the tournament — but not in the bracket of 64.

"We thought we'd be playing in the play-in game," Ellis said. "That's what coach said."

UC goes in without the burden of expectations.

"We don't want to put a cap (on our expectations)," Cobb said. "We want to get some wins in the tournament and see what happens. That will take care of all of things up to this point."

The Bearcats can play defense with the just anybody. Playing well on the offense is key to getting deep in the tournament.

"To win six in a row, you've got to have your senior play well and have a guard get hot," Cronin said. "That is everybody. You might be able to grind out a win or two, but to really advance, you've got to get hot ... You've got to knock down shots."

"You've got well-coached teams, playing hard. It comes down to making plays."

As Cronin said, St. Joe's (27-7) won the Atlantic 10 tournament to earn a berth.

"I watched them beat Temple back a long time ago," Cronin said. "But I was really paying attention to Temple. I do know DeAdre Bembry is a good player. Isaiah Miles is most improved player throughout his career."

Beyond St. Joe's, Cronin did not know anything about the bracket.

"I really didn't pay attention after they put us up," Cronin said.

UC is one of only eight teams make the NCAA six years in a row.

"We don't play in a new arena," Cronin said. "We were yanked out of great conference. We don't have everything everybody else has. I think the kids helped us get to tournament, that rebuilt the program, not the kids that have made the last six years ... They've played with a lot of heart to restore the pride in our program."

"I like to include them in what's going on. A guy like John Williamson. I think about them. It's a credit to the kids and their toughness. They play with pride."

Bearcats Ready to Put Bad Breaks in the Past

By Bill Koch
GoBEARCATS.com
March 13, 2016

CINCINNATI - When the University of Cincinnati players showed up at their locker room inside Fifth Third Arena on Sunday afternoon to watch the NCAA Tournament selection show, they fully expected to be sent to Dayton to try to play themselves into the main body of the tournament.

"That's what Coach was saying at first," said UC forward Octavius Ellis, "that we should just get ready to play in the play-in game."

Instead the Bearcats were picked as a No. 9 seed in the West Regional. They'll play No. 8 seed Saint Joseph's on Friday in a first-round game in Spokane.

Playing on Friday instead of Thursday will give their four injured players an extra day to heal, which the Bearcats hope will be the first stroke of good fortune in a run of good luck that will follow them through the tournament after a season in which they haven't had much.

"I feel like we've got to have some good luck coming our way," Ellis said. "We've had too much bad luck this year, well, not bad luck, but not luck coming our way."

This will be UC's second trip to Spokane in the last three years. The Bearcats lost to Harvard there in the 2014 NCAA Tournament.

"I do know that Spokane is a very nice city," said UC coach Mick Cronin, "which I did not know (before 2014). There's a river running through the city, a beautiful place. And people love basketball there."

"As far as Saint Joe's, I haven't seen them play. I watched them play Temple a long time ago, but I was really paying attention to Temple during the game. I do know who DeAndre' Bembry is and (UC assistant coach) Darren Savino knows them well. He says Isaiah Miles is the most improved player throughout his career and has had a tremendous year for them."

UC (22-10) will be making its sixth straight NCAA Tournament appearance, its 20th in the last 25 years and 30th overall. The Bearcats are 3-5 in the tournament under Cronin, 44-28 overall, with eight Elite Eight appearances, six Final Four appearances and two national championships.

Making a sixth straight appearance in the tournament puts UC in select company. Only seven other teams in the country can claim that distinction (Duke, Gonzaga, Kansas, Michigan, North Carolina, VCU and Wisconsin).

Ellis said the Bearcats will enter the tournament fueled by an anger they still feel over losing Friday's four-overtime quarterfinal game to Connecticut in the American Athletic Conference tournament. It appeared that UC had won the game in three overtimes when Kevin Johnson swished a 3-point shot with 0.8 seconds remaining. But UConn's Jalen Adams answered with a 70-foot shot to tie the game - a shot that Cronin and his players believe should not have counted because the clock did not start on time - and the Huskies went on to win, 104-97.

"We're just going to go out and continue doing what we're doing and take our anger out from the last game to this game," Ellis said. "I dream about (that shot) every night. It's still in my head."

Saint Joseph's, coached by the effervescent Phil Martelli, is 27-7 after winning the Atlantic 10 tournament with an 82-79 win over Virginia Commonwealth. Miles, a 6-foot-7 junior forward, leads the Hawks with 18.2 points and 8.0 rebounds. He shoots 88.1 percent from the free throw line. Bembry, a 6-foot-6 junior forward, averages 16.9 points. Like UC, Saint Joseph's is a strong defensive team, holding its opponents to 41.5 percent shooting.

UC and Saint Joseph's have played three common opponents this season. Saint Joseph's beat Temple, 66-65, in overtime while the Bearcats lost to Temple twice, the most recent a 67-65 double overtime loss at Temple on Jan. 16. Saint Joseph's owns two wins over George Washington, a team UC also beat, 61-56, way back on Nov. 28. The Hawks split two games with VCU, while UC won at VCU, 69-63, on Dec. 19.

Cronin said he hopes all of his injured players - Farad Cobb, Gary Clark, Jacob Evans and Shaq Thomas - will be able to play Friday.

"Shaq (groin) would be the worst of the injured guys," Cronin said. "But we've had such bad luck. Gary sprained his (left) ankle...I was blowing my whistle to end the practice and start the walk-through. And we only practiced for 50 minutes on the play Gary got hurt the day before the UConn game."

Not only have the Bearcats had a slew of injuries to deal with in the past few weeks, they've lost five games by two points, including the double-overtime loss to Temple and an overtime loss at Tulsa. Plus the strange events in the four-overtime loss to UConn.

"I told them in there," Cronin said, "I think (the UConn game) was the final straw. Let's get all bad luck, unfairness and bad things out of the way...so the luck has already started. There's so many things have happened to these guys. That's a good thing. And they've bounced off the mat."

After so much adversity, Cobb said, the Bearcats are looking forward to a fresh start and a successful run in the tournament.

"I don't want to put cap on it," he said, "just getting some wins in the tournament and then seeing what happens. I think that will take care of all the things that we were supposed to do up to this point, just winning the tournament."

Bill Koch covered UC athletics for 27 years - 15 at The Cincinnati Post and 12 at The Cincinnati Enquirer - before joining the staff of GoBearcats.com in January 2015. He has written a new book, a memoir titled, "I Can't Believe I Got Paid For This." The book is available on-line only at <https://wwwcreatespace.com/5921488> and at Amazon.com.

Caupain's 37 Not Enough as UC Falls, 104-97, in 4OT

By Bill Koch
GoBearcats.com
March 11, 2016

ORLANDO – As far as University of Cincinnati coach Mick Cronin is concerned, the game was over – or should have been – before Connecticut's Jalen Adams launched the 70-foot shot just before time expired to tie the game at the end of the third overtime period.

Instead, the Bearcats fell to the Huskies, 104-97, in four overtimes in the quarterfinals of the American Championship Friday at the Amway Center despite a brilliant career-high 37-point performance by junior guard Troy Caupain. It's the third straight year that UConn has eliminated UC from the league tournament.

It appeared that UC would prevail when Kevin Johnson accepted a pass from Octavius Ellis after Ellis had secured a rebound of Caupain's missed 3-pointer and buried a three with 0.8 seconds left. But UConn's Daniel Hamilton made the inbounds pass to Adams, who took two steps and then launched a shot that banked in to tie the score at 88-88.

"I felt we won the game and the game was taken away from us," Cronin said. "In point-eight, you can't catch the ball, take two steps and then shoot it."

But that's exactly what the officiating crew of Joe Derosa, Ray Natili and Mark Schnur decided Adams did after reviewing the replay, much to Cronin's disbelief.

"You can't catch it, turn, bring it below your waste and then shoot it with enough force to shoot it in from 80 feet in 0.8," Cronin said. "The clock didn't start nearly in time. I've already watched it five times. It's unfortunate that it happened to my kids. If the replay would have been handled correctly, the game would have been over."

Given new life, the fifth-seeded Huskies outscored UC, 16-9, in the fourth overtime to advance to a semifinal matchup against No. 1 seed Temple on Saturday. No. 5 seed UC (22-10) will now wait to find out Sunday if it will play in the NCAA Tournament for the sixth straight year.

"I don't know why anybody would even ask us the question based on what we've accomplished this year," Cronin said.

Caupain, who was named first-team all-conference earlier in the week, was magnificent. In addition to his 37 points, he pulled down 10 rebounds with five assists, three steals and one blocked shot with no turnovers in 56 minutes.

"I just wanted to win it," Caupain said, "to put our team in the best position when I had the ball."

UC dominated early and led by 13 late in the first half. But the Huskies (22-10) controlled the second half and led by seven with 3:36 left only to see the Bearcats come back to tie on two Caupain free throws with 35 seconds remaining. Caupain drove the lane to try to win it at the end of regulation but his shot was no good, leaving the score at 62-62.

The first overtime ended at 67-67 after Ellis made two free throws with 1:14 left to tie the score. UConn's Sterling Gibbs missed a 3-pointer with three seconds left that could have won the game for the Huskies. The second overtime ended at 75-75 after Adams scored the tying points on a layup with six seconds left.

After Johnson made his big shot in the fourth overtime, the Bearcats did not pressure the inbounds pass from Hamilton, although Gary Clark did run toward Adams at the last second. In the blink of an eye, Johnson's elation turned to shock.

"It was up and down, like a positive to a negative," Johnson said. "It happened so fast that it changed quickly. We had to refocus on the fourth overtime. They made an incredible shot that kept the game going. I really don't know what to say about it honestly."

Adams said he was upset after Johnson's 3-pointer, "but the least I could do was get a shot up. Daniel passed me the ball and nobody was in front of me, so I shot the ball as quick as I could and watched it go in. And that was just amazing."

Said Johnson: "I feel like we celebrated a little too early. We should have pressed up and made sure we had the game sealed."

There were plenty of outstanding individual performances in a game loaded with big plays. Ellis and Clark both produced double-doubles, Ellis with 13 points and 10 rebounds, Clark with 12 and 12. Hamilton scored 32 to lead UConn, with Adams scoring 22.

The Huskies shot 43.9 percent from the field and made 22 of 24 foul shots to 25 of 34 for UC.

"Our defense wasn't what it needed to be," Cronin said. "We made a lot of mistakes we don't usually make defensively as the game went on. But always give the other team credit. They made some big-time plays."

The marathon contest was tied for the second longest game in UC history. The Bearcats also played a four-overtime game on Jan. 31, 1981, losing to Memphis, 89-85, at Riverfront Coliseum, and played a seven-overtime game on Dec. 21, 1981, winning at Bradley, 75-73.

As the game wore on, the Bearcats were playing on fumes. Shaq Thomas re-injured his groin and missed most of the second half. Jacob Evans fouled out with 1:45 left in the first overtime. In addition, Clark was playing on an sprained left ankle that he hurt in practice Thursday and Caupain was walking gingerly after the game with a sore lower back.

"We had guys playing injured," Cronin said. "We had guys making big-time plays and I was proud of them. They deserved better. That's why I'm so upset about what happened."

Bill Koch covered UC athletics for 27 years -- 15 at The Cincinnati Post and 12 at The Cincinnati Enquirer -- before joining the staff of Go.Bearcats.com in January, 2015. He has written a new book, a memoir titled, "I Can't Believe I Got Paid For This." The book is available on-line only at CreateSpace and Amazon.com

Doc: UC Bearcats' 4-overtime thriller with UConn one for the ages

*By Paul Daugherty
Cincinnati Enquirer
March 11, 2016*

CINCINNATI - The game took three hours and four heartbreaks. It used up one superhuman show that will be a footnote, because a kid from UConn who makes 23 percent of his three-point tries made one Friday, from three-quarter court at the buzzer that ended the third of four overtimes. Jalen Adams even banked the damned thing in.

Has anyone played with greater gristle in a losing effort than Troy Caupain? Fifty-six minutes, 37 points, 10 assists, zero turnovers. That's two games' worth of great. Only, it wasn't great enough.

Connecticut beat Cincinnati 104-97 in quadruple OT. March Madness has never been less of a concept. Madness isn't a big enough word for what occurred in Orlando, in a quarterfinal AAC tournament game before a little crowd in the middle of a beautiful, blue-perfect Florida afternoon. We attend our games equipped with the childlike notion we'll see something we've never seen before. It happens just enough to keep us coming back. Such as Friday.

"I gotta get a shot off," Adams explained to the TV guys, as to what he was thinking with .3 seconds left and the ball on the wrong side of halfcourt. "If it goes in, it's amazing. If it doesn't at least we go down fighting."

The Huskies likely made the NCAA field with that one. The Bearcats by most accounts, still will. What the loss cost them was peace of mind. Now they start The Big Wait. On the bubble, in the frying pan. Mick Cronin will have no fingernails by Sunday night at 6.

"Gary Clark played on a bum ankle," associate head coach Larry Davis offered on the postgame radio show. "Shaq (Thomas) is hurt. Those are things they're supposed to take into consideration."

ESPN's bracket wizard Joe Lunardi had UC a No. 9 seed before the game. It's hard to believe the lords of the selection committee will squint hard enough to squeeze out UC. Not after a four-overtime loss to a desperate team that was sagging on the Madness ropes.

UC now has lost five games by two points, and three in overtime. Bless 'em, the Bearcats didn't want to uphold our city's quarter-century tradition, sad yet exemplary, of sports heartbreak. But they did, and they didn't mess around. This one doesn't rank with the most recent NFL playoffs L to the barbarians up north(east), but it's in the corner of that photo.

Talk about Madness. With point-eight seconds left in OT 3 Kevin Johnson, Cincinnati kid, drained a three from the left wing. Local guy makes good, keeps Bearcats off the bubble!

The Bearcats celebrated then, just a flinch-worth, because the game had been a cats and dogs fight (literally, Bearcats v. Huskies) and because they are kids. That was time enough for Adams to get the inbounds pass, take a dribble and launch. He had only a slightly better chance than those students at halftime of games, chucking one up from halfcourt for a chance to win free pizza for six weeks.

But a chance is still a chance, which is why no one should ever assume anything in sports, which remain the greatest and most durable reality shows in history. "We were screaming, 'Get up, get up!'" said Larry Davis to his team's defenders. "Kid caught it and they banked it in. What are you going to do?"

Davis suggested that in Perfectly Rational World, UC calls a timeout after the basket, whereupon Cronin instructs his crew to foul. With a three-point lead and point-eight seconds to go, the game is over at that point. UConn makes two free throws, and so what? But no one – no-o-o-o one – can be expected to be that rational in that moment.

Meantime, it's worth noting that Caupain's bona fides will no longer be questioned, if indeed they were before this game. Ditto Clark, who ran the floor like Capt. Ahab and couldn't jump over a suburban phone book, yet had 12 rebounds and slammed with UConn's 7-foot Amida Brimah all afternoon. It doesn't matter that UC played with an incomplete team, but it should.

All that matters now is Sunday night. And really, this monstrously entertaining game didn't change that. The NCAA tournament is college basketball's dry-erase board. Win a couple games in the next 10 days, your season is immediately vindicated. Davis even noted what could be a spectacular irony:

UConn's win might help UC.

The Huskies possibly will regain Top 50 RPI status, thus making UC's two regular-season wins over them more meaningful. So, losing was OK. Or at least not terrible.

Only in the Madness. Which technically hasn't even begun.

Bearcats Turn Back #24 SMU, 61-54

By Bill Koch
GoBears.com
March 6, 2016

CINCINNATI – Usually Mick Cronin swats away questions about the University of Cincinnati Bearcats' NCAA Tournament possibilities as if they were annoying flies, but after the Bearcats knocked off No. 24 SMU on Sunday, he had plenty to say on the subject.

"I know we have the same record as Duke and we play in a league with five teams that are tournament teams," the UC coach said. "And Memphis is really good and Houston may go to the tournament. They're probably favored to win the conference tournament the way they're playing right now. How we could be in a league with that many good teams, be 22-9, and not be in would be mind-boggling to me. But I'm not on the committee."

Cronin's assessment that the American Athletic Conference has five NCAA Tournament teams is debatable, but there's no debating that UC's 61-54 victory over SMU on Sunday before a sellout crowd of 13,176 fans at Fifth Third Arena will enhance the Bearcats' resume. SMU was ranked No. 11 in the NCAA's RPI.

UC used a strong defensive effort to overcome 29.5 shooting – including 1-for-19 from 3-point range – to turn back the Mustangs on Senior Day. The Bearcats forced SMU into 17 turnovers while committing only six of their own and made 24 of 30 free throws compared to eight of 12 for the Mustangs.

The Bearcats made only one field goal in the final 12:06 and saw an 11-point lead cut to three, but held on for the win thanks to clutch free throw shooting down the stretch.

Troy Caupain led UC with 14 points, even though he made only four of 19 field goal attempts. Coreontae DeBerry, making his second career start, scored 10 points with seven rebounds in 17 minutes. And both Octavius Ellis and Gary Clark seized 11 rebounds. Clark was 0-for-8 from the field is now 0-for-16 in his last two games. Nic Moore scored 14 to lead SMU, which shot 39.3 percent.

UC seniors DeBerry, Ellis, Shaq Thomas, and Farad Cobb were honored before the game. Cobb, who missed UC's previous two games with a sprained knee was back in the lineup. Thomas, still hampered by a groin injury, missed his third straight game, but Cronin said he's expected to return next week for the conference tournament.

UC (22-9 overall, 12-6 in the AAC) will be a No. 4 seed next week in Orlando and will play No. 5 seed Connecticut at 2 p.m. Friday. SMU finished its season with records of 25-5 and 13-5. The Mustangs are on NCAA probation and will not play in a postseason tournament.

"It's a wonderful win not only for the seniors but for our season," Caupain said. "It would have sucked to take an L and the season just goes down the drain. We've really been preaching about finishing (games) our whole season, about coming down to the last three minutes and not being able to finish games or keep our foot on the pedal. We knew that we had to or it was all going to go down the drain."

The Mustangs cut UC's seven-point halftime lead to three early in the second half, but the Bearcats responded with six straight points to make it 44-35, and led by 10 at 46-36 with 12:46 remaining. UC's lead was 11 when SMU's Jordan Tolbert made two straight dunks – one on a follow shot – to get the Mustangs back within seven with 7:10 to play, prompting Cronin to call timeout.

The Bearcats went from the 12:06 mark until the 3:25 mark of the second half without a field goal, missing 9 straight shots before Kevin Johnson made a shot in the lane to put UC ahead 55-48. The Mustangs scored on a follow by Ben Moore and after Jacob Evans missed a shot in the lane, Shake Milton made a layup to cut UC's lead to 55-52 with 1:45 left. Again Cronin called timeout.

Gary Clark then made two free throws with 1:36 remaining to spread the UC lead back to five. A turnover by Ben Moore gave possession back to UC with 1:24 to play. Clark rebounded his own missed shot and Caupain, who was fouled with 50.1 seconds remaining, made one of two free throws. After two missed SMU shots, Caupain grabbed the rebound and was fouled again, this time with 24.9 seconds to play. Again he made one of two free throws to make it 59-52, sealing the win.

"It's always ugly when we play Cincinnati," said SMU coach Larry Brown, "because both teams try so hard. You've got to give credit to Cincinnati. They made plays late."

Cronin said the Bearcats' toughness is the enduring symbol of UC basketball, even if it produces games that sometimes are not aesthetically pleasing.

"People say what's Cincinnati basketball?" Cronin asked. "Well, around here for a long time, before I started in '96 with coach Huggs, we play really hard, with a lot of pride and do things that are really tough to do and that's why you have continued success. You've got to be able to win when you don't make shots."

"You do that with defense. We forced 17 turnovers against a team that doesn't turn the ball over (very often). They're a team that doesn't make mistakes that we forced them into today. I'm just really proud of how hard the guys competed today."

DeBerry gave the Bearcats, who were coming off a tough loss at Houston on Thursday night, a huge lift reminiscent of his 13-point performance against Purdue in last year's NCAA Tournament.

"I just wanted to finish out my last home game strong," DeBerry said. "I was hurting from the last game we played, so I just didn't want to feel that way no more. I just found a new set of motivations to go for everything, go all out. That's what I did. We just needed this win."

After Cronin shared his opinion about the Bearcats' NCAA Tournament situation, Brown offered his two-cents worth.

"Since I've been at SMU," he said, "these are the most fun games, these games with Cincinnati, UConn, Temple, Tulsa and Memphis. Those are the teams that have some kind of history. It seems that any time kids put on a Cincinnati jersey, you know they're going to play hard and you've got to match their energy. I hope this win helps get Cincinnati in the NCAA Tournament. They played a great schedule and do it the right way."

Bill Koch covered UC athletics for 27 years -- 15 at The Cincinnati Post and 12 at The Cincinnati Enquirer -- before joining the staff of Go.Bears.com in January, 2015. He has written a new book, a memoir titled, "I Can't Believe I Got Paid For This." The book is available on-line only at CreateSpace and Amazon.com

Seniors Each Took Separate Paths to UC

By Bill Koch
GoBears.com
March 4, 2016

CINCINNATI – The four seniors on the University of Cincinnati men's basketball team took different paths to reach UC, but they have one thing in common.

"Those guys have all been a part of our success in different ways," said UC coach Mick Cronin. "They've all sacrificed and they've all been a part of winning. We've been appreciative of all their efforts."

Shaq Thomas, Octavius Ellis, Farad Cobb and Coreontae DeBerry all have played in the NCAA Tournament during their stay at UC and hope to do so again at the end of this season.

They'll play their final home game for the Bearcats at noon Sunday at Fifth Third Arena against No. 24 SMU with a lot on the line. UC (21-9 overall, 11-6 in the American Athletic Conference) needs a quality win to help repair the damage done by its 69-56 loss at Houston on Thursday, as the Bearcats seek their sixth consecutive NCAA appearance.

They'll also be trying to position themselves for the highest possible seed in next week's conference tournament in Orlando. They can land a No. 3 seed if they can knock off the Mustangs (25-4, 13-4) and if Tulsa loses to South Florida on Saturday. UC lost at SMU, 59-57, on Jan. 7.

Thomas leads the way among UC's seniors with three NCAA appearances. He was also part of the 2013-14 UC team that shared the inaugural American Athletic Conference regular-season championship with Louisville.

A 6-foot-7 forward from Paterson, N.J., Thomas is the veteran of the program. He's in his fifth year at UC after the NCAA declared him ineligible as a true freshman because it wouldn't accept several of his high school courses. He has played in 128 games with 81 starts and has averaged 5.7 points and 2.9 rebounds. This season, he's averaging 6.4 points and 3.9 rebounds.

He has been hampered by injuries since the Jan. 28 game at UConn, missing the last two games with a groin injury.

"He's had his ups and downs but he always tries to get better and he's always been a good teammate," Cronin said. "He's always got a smile on his face."

Thomas credits Cronin for helping him to grow up.

"Coach Cronin made me into a man," he said. "He gave me a lot of tough love, like having a father figure, because I never really had that in my life when I was growing up. So he was really hard on me. A lot of times I wondered why, but as I got older I realized why he was so hard on me and why he pushed me because he saw my potential and what kind of player I could be. I really respect him for that. I can see all the hard work that I put in and it's kind of paying off."

The highlight of his UC career, Thomas said, has been playing in the NCAA Tournament in each of the last three years.

"A lot of my friends that went to Seton Hall or Rutgers," Thomas said, "none of them have ever been to the tournament."

Ellis, a 6-foot-10 forward from Memphis, took the most circuitous route to UC. He arrived as a freshman in 2011 and was slated to redshirt. He was suspended for his role in the brawl against Xavier and dismissed from the team after an incident in a downtown nightclub.

He spent two seasons in junior college at Trinity Valley College in Athens, Texas, became a junior college All-American, and returned to UC last year with a new attitude.

"When I came back I just wanted to prove to everybody that I'm not a bad person," Ellis said.

Cronin was happy to have him after the departure of Titus Rubles, Justin Jackson and David Nyarsuk, all of whom graduated, and the transfer of Jermaine Lawrence to Manhattan.

"Octavius was huge to us being able to continue the successful run we've been on because we lost every big guy on our team," Cronin said, "We were in a situation where we desperately needed Octavius when he came back because he had been here and he knew what we were about. He was able to come in out of junior college but play like he had been here. His return has been everything I hoped it would be."

Ellis has played in 64 games the past two seasons, starting all but one, and has averaged 9.6 points and 7.1 rebounds with 111 blocked shots. This year, he's averaged 9.9 points and 7.5 rebounds. He was a second-team all-AAC selection last year and a pre-season first-team pick this season.

Like Thomas, Ellis said the highlight of his career was playing in the NCAA Tournament.

"Coming from juco, that means a lot because a lot of juco guys really don't get the chance to do that," said Ellis, who's on track to graduate this spring with a degree in criminal justice.

Cobb, a 6-foot-1 guard from West Palm Beach, Fla., began his career at Chattanooga, then attended Northwest Florida State College in Niceville, Fla. He was signed by the Bearcats after he averaged 15.1 points at Northwest Florida while shooting 46.4 percent from 3-point range.

He jumped at the chance to play at UC because he believed that despite his size he was good enough to succeed at the top level of Division I. He has started all but two games this year at shooting guard. He ranks eighth in the AAC in three-point shooting, making 40.2 percent from long range, and has averaged 10.8 points this season. In two years at UC, Cobb has averaged 9.5 points in 62 games. He has also missed the Bearcats' last two games with a sprained knee.

"I had to work through a few kinks but this is what I envisioned when I signed here," Cobb said. "It's basically played out how I thought it would play out just coming in with no expectations from the outside. I already knew what I was planning to do but I didn't feel like people really thought I could start at this level. I don't think anybody (outside UC) had that much confidence in me."

DeBerry, a 6-foot-9 center from Holland, Mich., signed with UC after two years at Hutchinson (Kan.) Community College. He has started only one game for the Bearcats but has become a valuable player off the bench because of his rebounding ability and his shooting touch around the basket. He has averaged 5.6 points and 3.6 rebounds this season, averaging 14.2 minutes per game. He has played in 64 games during his UC career.

His finest moment came in UC's overtime win over Purdue last year in the NCAA Tournament when he scored a career-high 13 points after Ellis has been ejected for a flagrant foul early in the second half.

"The energy in the whole arena was crazy," DeBerry said. "Winning that game and knowing that I was a big part of it felt really good. It motivated me and gave me confidence."

Cronin said both Cobb and DeBerry have meant a lot to the program's success the past two years.

"Obviously Farad has scored a lot more points than Corey," he said, "but sometimes people don't realize that everybody plays a role on a team. It's not always the role they envisioned. Farad played point guard almost his entire life but he's a shooter for us and a scorer. Corey probably envisioned himself coming here and starting for two years. It hasn't worked out that way but it doesn't mean he hasn't helped us win. He's had more impact in some games more than others, but he's been a good teammate. That would be the key for all of them."

Bill Koch covered UC athletics for 27 years – 15 at The Cincinnati Post and 12 at The Cincinnati Enquirer – before joining the staff of GoBearcats.com in January 2015. He has written a new book, a memoir titled, "I Can't Believe I Got Paid For This." The book is available on-line only at <https://wwwcreatespace.com/5921488> and at Amazon.com.

Bill Koch covered UC athletics for 27 years -- 15 at The Cincinnati Post and 12 at The Cincinnati Enquirer -- before joining the staff of Go.Bearcats.com in January, 2015. He has written a new book, a memoir titled, "I Can't Believe I Got Paid For This." The book is available on-line only at CreateSpace and Amazon.com

Johnson Embodies Bearcats' Standard of Toughness

By Bill Koch
GoBearcats.com
Feb. 17, 2016

CINCINNATI – He averages only 6.5 points and has not started a game all season, but more often than not junior guard Kevin Johnson finds a way to make the kind of impact that University of Cincinnati coach Mick Cronin says the Bearcats need from everyone as they head down the stretch of the 2015-16 season.

Occasionally, Johnson's contribution is obvious for everyone to see, as it has been when he scored 13 points in each of UC's last two wins. But just as often it's his defense that makes a difference, or as Cronin calls it, his "intestinal fortitude."

"Since Jan. 1 he has been trying to impose his will on this team," Cronin said. "He may miss a shot. He may turn the ball over now and then, but he competes as hard as anybody on this team every day in practice and every minute that he's on the floor. He may make mistakes but it's never from a lack of toughness. And that's what we need going forward."

Long-time UC fans might see a resemblance to Tarrance Gibson, the third guard on the Bearcats' 1992 Final Four team and their 1993 Elite Eight team, a player who would come off the bench and provide instant energy. Gibson, who averaged 4.7 points on the Final Four team and 6.3 points on the Elite Eight team, embraced his role as sixth man, much like Johnson has 23 years later.

The 6-foot-3, 180-pound Johnson is the only scholarship player on the UC roster from Cincinnati. He grew up in Westwood and played at Summit Country Day where as a senior he averaged 21 points. As a junior, he averaged 14.1 points, 6.6 rebounds and 2.8 assists on a team that won the Division III state championship.

But at UC he doesn't spend much time in the spotlight. He's a grinder who thrives on mental and physical toughness and he's proud of that role.

"It's an adjustment, but it's all a team thing," Johnson said, "and at the end of the day winning is the main goal."

Johnson grew up in a neighborhood that he calls, "not the best area," but says it "definitely made me who I am. I understand a lot about life and where I want to go. It's tough, but toughness is a thing with the heart and you can't teach heart. That's one thing I try to bring to the table. I've watched my friends not being able to take care of opportunities that they had, and friends that weren't blessed with opportunities. I'm blessed with opportunities and I have to take them and make the most out of what I've learned."

His biggest influence, he says, was his father, Kevin, Sr.

"My dad does a lot of construction work and working landscaping," Johnson said. "I've always been out there just learning how to grind and fight through whatever I don't feel like doing - waking up and working out, whatever it is, school work. There's always that time when you don't want to do something and my dad always made me push through it. I take a lot of pride in that. It's tough to do that and I want to do the same thing with what I do in basketball."

Johnson found a much different environment at Summit, a private, Catholic school on the east side of town, far removed from the environment he grew up in. At Summit, he said, he learned about the importance of academics and how to function in a different culture.

He signed to play at UC, he said, because he wanted to stay home to play for the team he grew up following, but also because he liked the program's reputation for toughness, first under Bob Huggins and now under Cronin. As it turned out, he's been asked to sacrifice the star role he played in high school, but he doesn't have a problem with that. He averages 19.6 minutes per game and is often the first player off the bench for the Bearcats.

Cronin believes that Johnson, who has made only 35.6 percent of his field goal attempts - 31.5 from 3-point range - could become a more consistent offensive player if he didn't put so much pressure on himself. But the UC coach has no complaints about Johnson's effort and the energy he brings to his team.

"He embodies what I like in guys," Cronin said, "as far as compete, defend, rebound. I'm happy for him when he plays well on offense. (Sometimes) he gets in nervous breakdown mode. You can't play offense like that. He's got to run his own race. He can't be somebody he's not. But his attitude has been great. He's a great guy to have as your sixth man. Whether he makes a shot or not, he makes your team better because he gives you intensity. When you put him in a game your defensive intensity always goes up and he's embraced that role."

Bill Koch covered UC athletics for 27 years -- 15 at The Cincinnati Post and 12 at The Cincinnati Enquirer -- before joining the staff of Go.Bearcats.com in January, 2015. He has written a new book, a memoir titled, "I Can't Believe I Got Paid For This." The book is available on-line only at CreateSpace and Amazon.com

Jenifer Remains Eager to Contribute

By Bill Koch
GoBears.com
Feb. 12, 2016

CINCINNATI – Four games into his freshman season, University of Cincinnati point guard Justin Jenifer was averaging 8.3 points. He narrowly missed his first career double-double when he scored 11 points with nine assists in UC's second game against Robert Morris on Nov. 15.

Back then, Jenifer's transition from Milford Mills Academy in Baltimore to Division I college basketball didn't seem so difficult.

But as the quality of competition increased, Jenifer's minutes decreased, especially when the Bearcats got into American Athletic Conference play. Those games where he was playing double-digit minutes – logging as many as 19 against Bowling Green and Arkansas-Pine Bluff – became rare.

"It's very hard," Jenifer said. "I'm not used to that at all. I've been talking a lot to my coaches and teammates, players that play more than me. I ask them what do I need to do to improve on defense, what do I need to do to improve on offense? They give me sound advice."

The 5-foot-10 Jenifer averaged 17.3 points, 7.0 assists and 3.0 rebounds as a high school senior. He dazzled teammates and opponents alike with his ball-handling and impressed the UC coaching staff with his ability to distribute the ball and create scoring opportunities for his teammates.

The thinking as the season began was that Jenifer would allow UC coach Mick Cronin the chance to provide more rest for starting point guard Troy Caupain, while at the same time presenting a different offensive look that opponents would have to adjust to. But it hasn't worked out that way. With six regular-season games remaining, Caupain is averaging 31.6 minutes per game, a shade more than he played last year.

"He's still searching," Cronin said of Jenifer. "He wants to help our team and he still hasn't figured out how to do it. When you're a guy off the bench, you've got to play defense. You've got to distribute the ball. You've got to give us energy. He's still struggling with that."

Jenifer has averaged 3.0 points per game while shooting 38.9 percent from the field, 35.7 percent from 3-point range. He has 30 assists with 16 turnovers while playing 8.9 minutes per game. Instead of sulking or allowing frustration to get the best of him, he says he has "fallen in love with the process."

"I like being here and coming to practice all the time, being here with the fellas, taking plane rides and eating with them," Jenifer said. "When I get the opportunity I've got to make a great impact and I've got to give them good minutes every time I play."

According to Cronin, much like sophomore Quadri Moore, Jenifer must understand that gaining more playing time will likely be a gradual process.

"I base everything on practice," Cronin said. "What you see when they get in games is a microcosm of what you see in practice. It's almost a starting over. You've got to try to get three solid minutes a game, then you get six, then you get 10, then you get 15. Then you can get more comfortable with your offensive game."

"In defense of Justin, he's playing behind our best player and our most productive guy. You've just got to continue to coach him."

With senior forward Shaq Thomas not likely to play Saturday against East Carolina due to his foot and ankle injuries, Cronin said Jenifer might get more playing time. But even if that doesn't happen, Jenifer will continue to try to stay positive. He leans on his father for support as he goes through the growing pains that most freshmen confront at some point.

"I really want to contribute," Jenifer said. "It's not like I'm a selfish player. Whatever the coach wants me to do, if he wants me to come in and get 12 assists, I'll do it. If he wants me to come in and get 15 points, I'll do that. If he wants me to come in and get a couple steals, I'll go do that. I've just got to lock in more. My dad sends me little videos every day, motivational things to keep my spirits up. I'm very eager."

Bill Koch covered UC athletics for 27 years -- 15 at The Cincinnati Post and 12 at The Cincinnati Enquirer -- before joining the staff of Go.Bearcats.com in January, 2015. He has written a new book, a memoir titled, "I Can't Believe I Got Paid For This." The book is available on-line only at CreateSpace and Amazon.com

Clark's Heroics Lifts Bearcats to Win at UConn

By Bill Koch
GoBearcats.com
Jan. 28, 2016

HARTFORD - Gary Clark had made enough clutch shots at the end of games in high school that he wasn't overwhelmed when his number was called Thursday night against Connecticut.

"That's what I was thinking about," said the University of Cincinnati's sophomore forward. "I was talking to myself as coach drew the play up. I was telling myself, 'This is what you're used to doing so get under control, take your time and just do what you've been doing all this time.' "

With 12.1 seconds left and the Bearcats trailing by two, Clark caught an inbound pass from under the UC basket, turned left into the lane and scored as he was fouled by UConn's Shonn Miller. Then he converted the free throw that gave the Bearcats a 58-57 victory over the Huskies before 13,242 fans at XL Center.

After Clark's three-point play, UConn coach Kevin Ollie called timeout with 10 seconds left and set up a play for Sterling Gibbs, who dribbled into the lane but missed his shot. Miller rebounded but his follow shot was also no good. After a scramble under the basket, the ball found its way to Jalen Adams, who heaved a 3-point shot toward the basket with one second to go. The shot was way off the mark as time expired.

UC (16-6 overall, 6-3 in the American Athletic Conference) moved into second place in the league with its fifth win in its last six games and took a giant step toward making the NCAA Tournament for the sixth straight year. UConn (14-6, 5-3) had won four of its previous five games and nine of its last 11.

After going six minutes and 16 seconds without scoring, the Bearcats trailed, 57-53, with 1:44 to play following an Adams layup, but scored the last five points of the game to claim the victory.

Jacob Evans broke the UC scoring drought with a steal and a breakaway layup with one minute left. After two missed shots by UConn, Evans seized the rebound with 27 seconds to play and UC coach Mick Cronin called timeout.

Troy Caupain drove the lane looking for a foul, but the ball was slapped away out of bounds with 15 seconds left. Cronin then called another timeout.

"Initially (the play) was for Troy and they got a strip on that," Cronin said. "We had it cleared out for him. Then I figured let me get a bigger guy in there. Also, I wanted to use Troy for a decoy and then Gary could go attack the rim. A bigger guy's got a better chance to get it up on the rim with Tay (Ellis) and Jacob rebounding on the weak side. Gary made me look really good."

The final play was designed for Clark to go right, but he improvised.

"I had just caused a turnover earlier in the first half where they played me to my weak hand," Clark said, "so when I caught it I tried to jab and go to my left and just tried to finish strong."

Clark finished with 13 points to tie Farad Cob for UC scoring honors. But he had made only three of his six free throws when he stepped to the line to attempt what became the game-winning free throw. He told himself "just to calm down, remember my technique, and I just knocked down the free throw."

He said he had no memory of Miller's foul. "I was so locked in, I don't even remember. I was just trying to put it on the rim."

The game was a typical UC-UConn struggle, extremely physical and low-scoring. UC led by as many as six points early in the game and UConn led by seven with 16:43 to go. But for most of the game whoever had the lead was in front by no more than two or three points. The game was so close that UC led for 17:09, UConn for 17:01. There were six ties and 12 lead changes.

The difference in the second half was UC's defense. The Bearcats trailed, 36-31, at halftime largely because Gibbs, who led UConn with 14 points, made three treys late in the half. But in the second half UC allowed only 21 points and held the Huskies to 28.1 percent shooting.

"In the first half, we lost Sterling three times," Cronin said. "They've got one guy that's shooting a good percentage from three and we lost him three times in a row. It's bad enough to lose him once. That, and we let them get in transition way too much.

"I told the guys at halftime that we'll win the game if we don't let Sterling catch and shoot and we get back in transition. We've got enough talent to win."

For a UC team that has lost four games this season by two points - one in double-overtime - the victory over UConn provided both a sigh of relief and a measure of vindication.

"That was huge to finally come out on the winning side of that," Cobb said. "We've been in that situation a lot of times this year and it just gave us confidence being in that situation so many times. I think that's what helped us. When we got to the huddle all of us were like we've been here before and we know how to play in these type of situations. We just never panicked."

That's not to say they weren't aware of all those two-point losses they have endured.

"That's always in the back of your head," Cobb said, "but we were like we've got to pull this one out by any means necessary."

THOMAS HURT: UC senior forward Shaq Thomas left the game with 17:25 left in the second half after hurting his right ankle and foot in a scrum for a loose ball. He did not return. Thomas was wearing a protective boot after the game. The extent of the injury was not immediately known pending an X-ray and MRI. He was replaced by Evans, who scored seven points with rebounds and three blocked shots in 23 minutes.

Bill Koch covered UC athletics for 27 years -- 15 at The Cincinnati Post and 12 at The Cincinnati Enquirer -- before joining the staff of Go.Bearcats.com in January, 2015. He has written a new book, a memoir titled, "I Can't Believe I Got Paid For This." The book is available on-line only at CreateSpace and Amazon.com

Little Things Separating Bearcats from Elusive Wins

By Bill Koch
GoBearcats.com
Jan. 20, 2016

CINCINNATI – If it were one obvious shortcoming that kept being repeated in the final minutes of the four two-point losses the University of Cincinnati Bearcats have suffered the problem would be much easier to fix.

But it's not that simple.

"It's not just one thing," said junior guard Kevin Johnson. "We're always in the fight of the game. We've got to start learning how to close them out, being more mature with our decision making. Then I think we'll be in business winning those tight games.

"We need to start focusing in on what winning teams do, all the small things. I don't think it's like we're not competing and I don't feel like the talent is the problem. We've just got to string along those small things in a game whether it's boxing out, getting rebounds, limiting our turnovers. We've got to focus on the small intangibles that you can change in a game and not worry about certain shots not falling or other players making shots on other teams."

The Bearcats (13-6 overall, 3-3 in the American Athletic Conference) will try to get a new winning streak started at 7 p.m. Thursday when they host long-time rival Memphis (12-5, 3-1) at Fifth Third Arena. UC leads the series, 39-32, and has won three of the last four.

Despite the close losses, the Bearcats are still projected as an NCAA Tournament team by ESPN's Joe Lunardi, who lists them as a No. 11 seed in one of the first-round games at Dayton. That's not a bad place to be considering all that has gone wrong this season.

While Johnson talks about executing better at the end of close games, UC coach Mick Cronin prefers to focus on playing better for the entire game so the score isn't so close at the end. Saturday's double-overtime loss at Temple is a case in point. The obvious UC mistakes were a failure to secure a defensive rebound late in the second overtime and committing a turnover on its last possession, but if UC had shot better than 1-for-18 from 3-point range, those possessions might never have occurred.

"At the end of the day, it's still the same thing," Cronin said. "You're trying to be more efficient on offense and you've got to keep defending. I look at the whole game, not just the end of the game."

As for specifics on how the Bearcats could improve, Cronin pointed to senior forward Shaq Thomas.

"I think Shaq Thomas has got to produce more for us and he's capable of it," Cronin said. "He's got to get more offensive rebounds. He's very capable of rebounding from his wing position and giving us some more production for the minutes that he's out there."

The UC coach said he had a similar wish list for all of his players.

"You've got to look at things that guys are capable of and that they can do on a consistent basis," he said.

The Memphis team that will show up at Fifth Third Arena is typical for the Tigers – strong, athletic and fast. This version is led by 6-foot-9 freshman Cedric Lawson, who averages 14.5 points and 8.9 rebounds playing on the front line alongside senior Shaq Goodwin (13.8, 8.3).

The Tigers don't shoot well – they rank 10th in the American in field goal percentage at 40.2 percent and ninth in 3-point shooting at 36.3 percent – but they're first in defensive rebounds, field goal percentage defense, blocked shots and steals. They rank second in free throw percentage (72.9) and are adept at getting to the line. They rank fourth nationally in free throws made with 376 compared with UC's 272.

"They're hard to keep off the line because of their quickness and speed going to the basket," Cronin said. "Everybody knows that they get fouled and they're still getting fouled. They've got great speed but their offense has been committed this year to a dribble-drive to attack the paint and attack the rim to get fouled on purpose. It's by design and it plays into their personnel."

The Bearcats have allowed 58.6 points per game in January, compared with 69.9 during December, but they've had a hard time scoring in recent games, shooting under 40 percent in three of their last four, which is why Cronin said he'd like to see his team get back to scoring more in transition, the way it was earlier in the season.

"You've got to be more efficient as the year goes on because opposing defenses get better," Cronin said. "They figure out what your strengths are and try to take them away. It does become much harder to score. I think you see that everywhere. People try to really load up on us on the interior because our big guys can score."

UC has not been alone in its recent struggles. As Cronin pointed out, Duke has lost three straight and Michigan State has lost three Big Ten games after being ranked No. 1 in the country earlier in the season.

"It's crazy," Cronin said. "You've just got to make sure you keep getting better and get yourself in a position to be there in March because anything can happen, especially this year."

That's what the UC players are trying to do.

"It's frustrating because no one likes to lose around here," Johnson said. "We're just trying to figure it out. We talk about this a lot. It's coming down to us. But it's actually about doing it on the court. Each player knows what they have to contribute and do for us to win. And that's what we've got to start doing."

Bill Koch covered UC athletics for 27 years -- 15 at The Cincinnati Post and 12 at The Cincinnati Enquirer -- before joining the staff of Go.Bearcats.com in January, 2015. He has written a new book, a memoir titled, "I Can't Believe I Got Paid For This." The book is available on-line only at CreateSpace and Amazon.com

Cobb Making the Most of His UC Opportunity

By Bill Koch
GoBears.com
Jan. 5, 2015

CINCINNATI – The first shot Farad Cobb ever made was with a small rubber basketball at a park where he grew up in West Palm Beach, Fla. He was only two years old, but he swears he remembers it.

“It was on a high basket,” he said. “I remember it going in and everybody making a big deal out of it. I remember like it was yesterday.”

That shot was the beginning of his odyssey through middle school, when he started getting serious about the game, into high school, where his team won the state championship his junior year, to the University of Tennessee-Chattanooga, followed by a year at Northwest Florida State College and finally to the University of Cincinnati.

Cobb has worked hard to cultivate the shooting skill he first displayed at such a tender age. Last summer, he said, he made 500 shots a day as he prepared for his senior year. Even now, during the season, he won't leave the gym after practice until he makes 150 shots – 100 threes, plus an assortment of mid-range pull-up jumpers and floaters.

“I'm always just shooting it,” Cobb said.

Probably because of his size, the 6-foot-1, 170-pound Cobb wasn't heavily recruited. In fact, he was barely recruited at all by a major program, which is how he ended up in Chattanooga. But UC head coach Mick Cronin wasn't deterred.

“A lot of mistakes are made in recruiting due to people putting too much (emphasis) on height,” Cronin said, “especially when it comes to guard play. Guard play is about putting the ball in the basket, creating offense for your teammates and being able to think the game as well and being crafty out there.”

Cobb, who leads the Bearcats with 12.3 points per game, has done exactly what he was asked to do at UC. Through 15 games this season, all of which he has started, he's made 41 3-point shots, which leads the American Athletic Conference. He's shooting 47.1 percent from long range, which ranks second in the league. The school record for the highest 3-point shooting percentage in a season is 47.6 percent by Roger McClendon in 1986-87.

But getting to this point has been a struggle. Cobb was ranked as one of the Top 40 point guards in his high school class by ESPN, was an all-state selection in Florida and was voted the MVP of the state tournament as a junior. He was rated the No. 1 point guard in Florida by ESPN after averaging 27.8 points, 6.7 assists and 5.8 rebounds as a senior.

Despite those credentials, the only serious interest Cobb attracted from a major school was from Georgia Tech and that was with the understanding that he redshirt as a freshman. At the time, he figured his best situation could be found at Chattanooga.

“I just picked a school where I could go and play right away,” Cobb said.

Things didn't work out for him at Chattanooga, where he averaged only 5.7 points as a freshman. He realized early on that he would have a difficult time attracting attention there and had decided to seek a transfer after his freshman year. Before he had the chance to leave on his own, he was dismissed from the program. The following year, he averaged 15.1 points at Northwest Florida and shot 51.1 percent from 3-point range.

That's when UC and assistant coach Darren Savino came calling.

“When my junior college coach told me that someone from Cincinnati was going to come down and see me, I was excited because I knew they were a good program and they had been going to the (NCAA) tournament and they got a lot of exposure,” Cobb said. “That's all I wanted coming out of junior college. Once Coach Cronin gave me the opportunity, I was ready to go to work and do everything I could.”

Said Cronin: “He believed in himself. He was a guy looking for someone to show him the respect to take him at the highest level. We were really the only school to offer him at the highest level.”

Cobb grew up in the inner city and has used basketball to stay out of serious trouble.

“That's always what drove me because I just wanted to play basketball and go away,” Cobb said. “A lot of my friends that I grew up with, they're in either in jail or some of them died. It's not like a place where people grow up and go on to do successful things. That's always what drove me to work hard so I could leave.”

“When you get to the age when those things happen, like your teenage years, I was always going to AAU tournaments or going away on trips where they would be there over the weekend just doing nothing. Every day I would either have practice or a tournament, so I was kind of able to get away from it.”

The youngest of three brothers, Cobb was 10 when his father died of kidney failure in their home.

“It was a big deal because we used to spend a lot of time together,” he said. “We were watching the Panthers and Eagles game because we used to always watch the football games. It was a Sunday night game. I left out of the room to go play in my room with my brother and when I walked back in (my father) wasn't breathing. He was already done breathing when the ambulance came. He had just checked out of the hospital that day.”

With his father gone, Cobb was raised by his mother, Rita, who worked as a hairdresser, and was watched over by his brothers.

“I think having older brothers helped me because I still had people to look up to, so it wasn't as tough as it could have been if I was alone,” Cobb said.

Cobb, who will turn 23 in April, is on track to graduate next summer with a degree in health education. He hopes his shooting ability will allow him to play professionally next season.

In the meantime, he continues to work to improve his game. He wants to do a better job attacking the basket and scoring off the dribble so he can get to the free throw line more often (he has shot only 14 free throws all season) and to keep defenders from crowding him at the 3-point line.

And before he leaves, he wants to make at least one game-winning shot in the closing seconds. He missed one last year against Xavier and another this season against Iowa State.

"I hit some game-winning shots in my day, but man, I can't hit one here," Cobb said. "One of those has got to go in."

Bill Koch covered UC athletics for 27 years – 15 at The Cincinnati Post and 12 at The Cincinnati Enquirer – before joining the staff of GoBearcats.com in January 2015. He has written a new book, a memoir titled, "I Can't Believe I Got Paid For This." The book is available on-line only at <https://wwwcreatespace.com/5921488> and at Amazon.com.

Cronin Challenges Bearcats after Home Loss to Temple

By Bill Koch
GoBearcats.com
Dec. 29, 2015

CINCINNATI – No questions were required from the media when University of Cincinnati head coach Mick Cronin sat down to begin his post-game press conference late Tuesday afternoon.

Cronin knew exactly what he wanted to say and he needed no prompting.

“I’d like to apologize to all of our former players that have to watch our guys play with that type of defensive effort,” Cronin said. “It’s an embarrassment. It’s my fault and I mean that.”

No. 22 UC had just lost to Temple, 77-70, in its American Athletic Conference opener before 10,029 fans at Fifth Third Arena. The Bearcats (10-4 overall, 0-1 in the league) allowed the Owls (6-5, 1-0) to shoot 50 percent from the floor and make 10 of 22 shots from 3-point range. They struggled to keep Temple off the offensive glass and looked nothing like one of the top 25 teams in the country.

“Temple made some shots,” Cronin said. “Give them credit. But our defensive effort is porous, lazy. We had 15 deflections. We have a starter that has played two games in a row without a deflection and our problem is that we’re just not a good defensive team right now. We lack a lot of toughness. We don’t do anything that’s hard.”

The UC players were in no position to disagree with their coach’s unflattering description of them and agreed that they owed an apology to their predecessors who built the program on defense and rebounding.

“We’re not playing with the same aggression or energy that they used to,” said junior guard Troy Caupain, who led UC with a season-high 19 points and seven assists. “In the nine years that he’s been here, the other players that’s been here, they thrived off getting the stops and being the more aggressive team, holding down home court. That’s something that we’ve struggled with the first part of the season. So I understand when he says we do owe them an apology because we’re not holding up to the expectation of Cincinnati basketball.”

The Bearcats have lost three of their last five games and have dropped three games at home before Jan. 1 after going 33-4 at Fifth Third Arena in the last two years combined.

Cronin changed his starting lineup for the first time this year, inserting freshman Jacob Evans in Shaq Thomas’ spot and replacing Octavius Ellis with Coreontae DeBerry at the five position because, he said, Thomas and Ellis had not practiced up to his expectations.

“That really worked well,” Cronin said. “Some guys don’t even care, I guess.”

Ellis responded with 12 points and seven rebounds with one steal.

“I know I’ve been playing too relaxed lately,” he said. “It was just a wakeup call for me to come out and play up to my ability to help the team win, and also to play for my personal self too.”

UC led, 14-7, with 14:02 left in the first half after Evans’ 3-pointer, but Temple went on a 12-4 run to wipe out that lead. By intermission, the Owls, who were led by Quenton DeCosey’s 19 points, had outscored the Bearcats, 32-23, over the final 14 minutes to lead by two at halftime after shooting 57.1 percent, by far the highest shooting percentage for a UC opponent in the first half this season.

Temple went up by five early in the second half before UC retaliated, but every time the Bearcats would take a slim lead, Temple would quickly reclaim it.

The score was tied at 65-65 with 2:57 to play after Caupain made two free throws. Just when it appeared another UC game would be decided in the closing seconds, the Owls scored eight straight points to take a 73-65 lead with 1:15 left. The Bearcats cut the deficit to three with 37 seconds remaining, but Temple closed out the victory by making three of four free throws in the final 25 seconds.

“We had too many players on our team thinking everything’s OK because we’re ranked,” Cronin said. “They think everything’s good. I’m averaging double figures. My team’s ranked. Everything’s OK. How OK is it right now?”

“It wasn’t OK in my book when you lose two home games. I don’t care where the team is ranked. You lose two home games, it shouldn’t be OK. In my opinion, we embraced that personality. We embraced that thought process and that’s why you see what you see today. When you lose games, everybody kept saying, ‘Well you’re 10-3 and here’s who you lost to.’ It’s a loss! You lost and you scored enough points to win. You should be embarrassed that you can’t get stops to win games. But it doesn’t bother us so here we sit.”

It’s unlikely that UC will be ranked again next week, which Ellis said would probably be a good thing.

“Now we can come back and start playing with a chip on our shoulder again,” he said.

Cronin promised that he would continue to do everything he can to find a way to instill more toughness in his players and took full responsibility for his team’s recent poor play.

“To those people who say I’m throwing my players under the bus, I’m not,” he said. “If we lack toughness or Gary Clark can’t get a deflection, it’s my fault. Everything’s my fault, just for the record. So if we lack toughness it’s because I didn’t recruit enough toughness or I’m not making guys tough enough. I’m just answering a question as to why our defense struggles and why our rebounding struggles. We lack toughness. It’s a fact. Watch us play.”

Caupain said that he had never seen Cronin so disappointed in his players during his three years at UC and Cronin readily agreed that he had never had this problem in his 10 years running the program.

“Never,” Cronin said. “We’ve lacked talent while we were rebuilding the program. We’ve lacked height. We’ve never lacked toughness. But right now they’re a disgrace to every guy who’s been in there bleeding to build that program, that’s played outmanned, undermanned, in battle royals.”

Bill Koch covered UC athletics for 27 years – 15 at The Cincinnati Post and 12 at The Cincinnati Enquirer – before joining the staff of GoBearcats.com in January, 2015. He has written a new book, a memoir titled, “I Can’t Believe I Got Paid For This.” The book is available online only at CreateSpace and Amazon.com

Cronin Knows He Has Something Special in Jacob Evans

By Bill Koch
GoBearcats.com
Dec. 28, 2015

CINCINNATI – It took only a few practices for University of Cincinnati basketball coach Mick Cronin to realize he had something special in Jacob Evans.

The 6-foot-6, 210-pound freshman forward from Baton Rouge, La. has averaged 8.4 points and 4.2 rebounds in his first 13 games, playing about 20 minutes per game. He's made 30 of 32 free throws for 93.8 percent, which puts him first in the American Athletic Conference in that category, and he's shooting 36.2 percent from 3-point range, second on the team behind Farad Cobb. He scored a career-high 16 points against Butler and has reached double figures six times.

More impressive than Evans' statistics, though, is his mental grasp of the game.

"That is a rare thing where a kid understands everything a coach is saying and he's able to help his teammates get in the right spot," Cronin said. "Jacob does that as a freshman. When you get a kid in a practice setting and you start to teach things, with some of them it could take two years. The rare guy takes two days and that's when you know."

UC remained at No. 22 in this week's Associated Press Top 25 despite its 81-79 loss to No. 11 Iowa State last week. The Bearcats (10-3) will begin play in the American Athletic Conference at 3 p.m. Tuesday at Fifth Third Arena against Temple (5-5).

Evans was named The American's Rookie of the Week on Monday after he scored 14 points with five rebounds, two blocked shots and two assists against the Cyclones.

"I've learned a lot these first couple of months," Evans said. "I thought I was a good player coming in, but I feel like I've gotten way better since I got here. I've learned about attacking my man off the dribble, being ready to shoot, and on the defensive side of the ball I'm just a whole different player. When (Cronin) teaches stuff, I try to lock in and stay focused so I can learn it the first time, so the next time we do it I already know it and I'll be ahead."

Cronin said he knew what he was getting in Evans from a skill standpoint, but said there's no way for a coach to know about a player's mental approach until he actually gets him in practice and game situations.

"In recruiting, we see these kids a limited amount of times," Cronin said. "You can only see a kid a maximum of seven times during a school year. You get times in July where you can see them, but July is not indicative. It's pickup. It's AAU and they've got uniforms, but it's pickup. There's no such thing as help defense in AAU and there's no scouting reports.

"So with the mental aspect of basketball, which is huge, what I would call real basketball - the scouting reports, zone defense, changing defense, coaching - a lot of kids surprise you in different ways. Some of them, they may have had no coaching but they're great at it just because they're smart and they have aptitude. Jacob had great high school coaching but he's got tremendous aptitude."

Evans' play in the early stages of his college career has made expectations for him even greater than they were when he arrived at UC as a Top 100 recruit. Cronin, for example, would like to see him attack the basket more frequently instead of settling for jump shots so he can get fouled more often and take advantage of his proficiency at the free throw line.

Before he arrived at UC last summer Evans said he hoped to become a starter as a freshman. Failing that, he said, his goal was to play a major role. He has yet to start a game, but has played meaningful and productive minutes behind starting small forward Shaq Thomas. Between the two of them, Thomas and Evans are averaging 16.3 points and 9.3 rebounds.

"I feel like I've been doing pretty good so far but I want to be able to do better," Evans said. "Ever since we started practicing, everything we do in practice that's how it is in the game and I feel like I'm more comfortable in the game because of all the hard practices I went through."

The Bearcats, who were picked to finish third in the American, have won their last six conference openers. They're 7-2 in league openers under Cronin and 22-3 dating to 1990. The Owls, who were picked to finish sixth, lead the nation in fewest turnovers per game (8.5). They're led by senior guard Quenton Decosey, who averages 15.1 points and 6.6 rebounds and shoots 84.9 percent from the free throw line. Three of Temple's losses have come against Top 25 teams - North Carolina, Butler and Utah.

All three of UC's losses have come against Top 25 teams in Xavier, Butler and Iowa State, the last two by two points each, which makes a fast start in conference play even more imperative.

"The guys understand that it's post-Christmas now," Cronin said. "We obviously left a couple on the table that we could have put in the bank as far as building your profile. But for us it's just trying to improve. We've been trying to build a style of play with our offense and be a better offensive team this year. Along the way, we've had to clean some things up defensively. Defensive rebounding and turnovers are two areas where I know we can improve."

Bill Koch covered UC athletics for 27 years - 15 at The Cincinnati Post and 12 at The Cincinnati Enquirer - before joining the staff of GoBearcats.com in January 2015. He has written a new book, a memoir titled, "I Can't Believe I Got Paid For This." The book is available on-line only at <https://wwwcreatespace.com/5921488> and at Amazon.com.

Cronin Now Enjoying Day-to-Day Life

By Bill Koch
GoBears.com
Dec. 17, 2015

CINCINNATI - The highlight of the early part of the season for University of Cincinnati basketball coach Mick Cronin occurred Wednesday night when Cronin and his players spent a few hours with the kids at the Boys and Girls Club in Price Hill.

"It was just awesome," Cronin said, "especially with me being from here. I was trying to explain to Octavius (Ellis) and a few of the guys about the neighborhood they were in, (which is) very similar to the neighborhood where Ta grew up (in Memphis). Corey DeBerry grew up going to the Boys and Girls Club in Saginaw. It just a great night, way better than winning a basketball game. I might have thought that (before) but not to the level that I believe it now probably because of what happened last year."

What happened last year – when Cronin was diagnosed with an arterial dissection that prevented him from coaching after the first nine games of the season – has been well-chronicled. The UC coach says it's not something he constantly thinks about, but he gets asked about it frequently as he did again Thursday. And each time he patiently answers the questions.

It was just before the Dec. 20, 2014 game against Virginia Commonwealth – UC's opponent this Saturday in Richmond – when Cronin walked into the UC locker room at Fifth Third Arena about two hours before tipoff and informed his players that he would have to miss the game. After further testing, it was announced on Jan. 2 that Cronin would miss the remainder of the season.

"We were all in the locker room getting prepared to go out," said junior guard Kevin Johnson. "He came in, didn't have a suit on, and announced the news to us. When you're so used to seeing him every day, for him to come in the locker room that day with no suit on and tell you that news, it's just like a shock."

A year later, Cronin, 44, said the experience has changed him.

"Some people already have their retirement planned out, but after what happened to me last year, and I mean this, all that stuff in my world is out the window," Cronin said. "It's hard for other people to understand it, but to me it's not rhetoric. I mean it. I'm happy to be here and I'm hoping to be coaching tomorrow and I'm really excited to be coaching the game Saturday. It's an everyday thing for me. It changed me in a good way, I think, but it will be exciting to actually coach the game against VCU and not just prepare for it. I'm hoping I can get there Saturday."

Cronin had flown home from UC's Dec. 13 game at Nebraska with a severe headache. When the headache didn't disappear after a few days, he saw a doctor and underwent a series of tests. He coached the Bearcats' game against San Diego State on Dec. 17, but did not attend the post-game press conference. That was the last game he would coach in 2014-15.

Associate head coach Larry Davis, who ran the team in Cronin's absence and guided the Bearcats to their fifth straight NCAA Tournament appearance, said his memories from last year's VCU game, which the Rams won, 68-47, are sketchy. He and the rest of the UC coaching staff found out the morning of the game – hours before the players were informed – that Cronin had been shut down for the season.

"It was hard to concentrate (on the game)," Davis said. "The kids, the coaching staff, everybody did the best they could but it was different. We didn't play well. Maybe that had some effect on us. We missed some open shots that we had been making prior to that."

"We missed two or three shots around the rim that you would think we would make and it snowballed a little bit. The other thing was they made every shot. Every time they had an open look, they made it. We just didn't play very well."

Davis said there has noticed no change in Cronin as a coach from an intensity standpoint, but he has seen a difference in Cronin off the court.

"I think he has learned to enjoy the day-to-day things in life more and more because he realizes it could have all been over," Davis said. "He doesn't sweat some small things that he probably sweated before."

That's not to say Cronin hasn't been irritated occasionally with his team – and with reporters. But he tries to keep things in perspective as he pushes his players to excel.

"You realize you're not going to live forever," he said. "I'm just happy to have my health and to be coaching."

Bill Koch covered UC athletics for 27 years – 15 at The Cincinnati Post and 12 at The Cincinnati Enquirer – before joining the staff of GoBears.com in January, 2015. He has written a new book, a memoir titled, "I Can't Believe I Got Paid For This." The book is available on-line only at <https://wwwcreatespace.com/5921488>. It will be available on Amazon shortly.

UC Sets High Bar for Fifth Third Arena Renovations

By Bill Koch
GoBears.com
Dec. 15, 2015

CINCINNATI - The University of Cincinnati has set the bar high for the renovation of 26-year-old Fifth Third Arena.

Less than four months after UC unveiled the completed renovation of Nippert Stadium, the Board voted Tuesday to approve an \$87-million, privately-funded renovation of Fifth Third Arena, which has been the home of UC's men's basketball, women's basketball and women's volleyball teams since it opened in 1989.

Last August, the Board approved \$2.2 million for the development phase by Populous/Moody that resulted in the current detailed timeline. The original plan was for construction to begin at the end of the 2015-16 season and completed in time for the men's and women's basketball teams to play there at the start of the 2017-18 season. That timetable has been amended to allow for the large scope of the project.

Under the new timetable, the Bearcats will play one more season after this one in the current version of Fifth Third Arena. Construction will begin in April 2017 with completion in the fall of 2018.

"We're looking at something that's going to be there for 50 years going forward," said Tom Humes, chairman of UC's Board of Trustees. "We're all really excited about updating this facility and bringing it into a state-of-the-art, top-flight, first-class facility. That's one of the reasons it's taking more time because we said, 'Look, we only get one shot at this. Let's make sure that we get it right.' We have collectively challenged the athletic department and the architects to come up with something that will really make a difference in the long-term growth for our future."

The renovation will include the creation of a 360-degree seating bowl, a new high definition scoreboard, ribbon boards, a new sound system, and an LED lighting system. There will be new restroom and concession facilities, a new upper-level concourse with its own fan amenities, expanded food and beverage options and a new main entrance and plaza with centralized ticketing and guest services.

The revamped building will also feature upgraded locker room spaces, with expanded premium seating options, including a court-side club, arena club and concourse club as well as enclosed suites, loge seating, a new Bearcats Lounge and super suites. Seating capacity has not been finalized.

"This arena will be awesome," UC men's basketball coach Mick Cronin said in a statement. "The planning has been meticulous and the first-class, new design is as good as I've seen across all of college basketball."

Athletic director Mike Bohn said the goal is to create one of the finest on-campus facilities in the country.

"I think it's another cornerstone with Nippert, of two facilities that are impressive and that demonstrate a commitment to our community, to our institutions, to our student-athletes, and to the rallying point of the university, which is the athletic program," Bohn said.

UC president Santa Ono said the university learned from the \$86-million Nippert Stadium project the problems associated with a tight time frame.

"Trying to compress the planning, design and construction in a very short period of time put a great deal of stress on the university architect's office, on the administration, on the athletic director and the whole department of athletics," Ono said.

Fifth Third Arena, then known as Shoemaker Center, brought men's basketball back to campus after 11 years downtown at Riverfront Coliseum and two years at Cincinnati Gardens. The building has provided an overwhelming home-court advantage for the men's basketball team, which has a 359-77 won-lost record there.

But over time, as other facilities were built across the country, the 13,176-seat building fell behind in terms of fan amenities and sight lines.

"Obviously," Bohn said, "we're behind and trying to catch up, so clearly this is the time."

According to Bohn, UC has raised just over \$20 million for the project, with a goal of raising \$40 million before construction can begin. The Board still has the authority to rescind its approval if the money is not raised, but Humes said he's confident the renovation will move forward.

"We've given them approval to move ahead with the architectural drawings and I absolutely believe that this is going to go through and is going to happen," Humes said. "They do have to raise additional money and they're keenly aware of that. I think that there's no question that they will raise enough money to make this happen and that the project will absolutely go ahead."

"It will make a dramatic, new and refreshed statement that will let everybody know where the university is," Humes said. "We know the play that it gets on national television. Most of our games are on some (network) facility, so it's going to be something that is going to represent the university to the highest level."

UC will have to find a new home for its men's basketball games during the construction process. Bohn has identified four possibilities: U.S. Bank Arena, Xavier's Cintas Center, Northern Kentucky University's BBGT Arena, and Cincinnati Gardens.

"We've made some progress there but that complexity is also unique because of scheduling," Bohn said. "We have been extremely pleased with the response from all of our options and pleased with their candor, their willingness to work with us."

Bill Koch covered UC Athletics for 27 years - 15 at The Cincinnati Post and 12 at The Cincinnati Enquirer - before joining the staff of GoBEARCATS.com in January 2015 as featured columnist. Follow him on Twitter @bkoch.

Clark Developing Confidence and Assertiveness in Second Season

By Bill Koch
GoBearcats.com
Dec. 5, 2015

CINCINNATI – After Gary Clark decided the University of Cincinnati was the best place for him, he needed one final push.

Clark, a 6-foot-8, 235-pound sophomore forward from Clayton, N.C., is the oldest of four siblings – two teenage sisters and a 7-year-old brother – and has always made it his business to look after them. He's very close to his mother and wasn't sure that going away so far to college was the right thing to do for his family.

"That was probably one of my biggest things about making my decision to come up here," Clark said. "I was always the man of the house."

UC coach Mick Cronin and associate head coach Larry Davis assured Clark it would all work out, that once his mom and his brother and sisters saw the success he was having at UC, they would know he had made the right choice. And so would he.

"It's crazy how accurate Coach Davis and Coach Cronin have been so far," Clark said.

Clark started all 34 games last year as a freshman on an NCAA Tournament team and made the American Athletic Conference all-rookie team after averaging 7.8 points, 7.2 rebounds, 1.7 assists and 1.3 blocked shots.

This year, he's averaging 9.4 points, 7.4 rebounds and 1.5 blocked shots for the 17th-ranked Bearcats, who face Morgan State at 5:30 p.m. Sunday at Fifth Third Arena. UC (7-1) will be looking to get back on track after a two-point loss to Butler last Wednesday night. Morgan State, from the Mid-Eastern Athletic Conference, is 2-5.

Before Clark takes the floor to make his 43rd consecutive start, he'll likely be asked by Cronin or Davis, or both, if he plans to be a nice guy on the floor or if he plans to play with the aggressiveness he needs to take his game to the next level. Clark knows the question is coming because he hears it almost every day at practice.

"I've always been like that as a player, letting things come to me," Clark said, "but at this level it's kind of hard to let things come to you. You've got to be more aggressive. I'm trying to get to that. I should be averaging 10 rebounds. At times when I think I'm doing OK, they know that I could do better and do more. I feel like if I'm more assertive then there's lot more weight being lifted off our team as far as where our offense is coming from. I don't necessarily have to have a mean streak. I just have to know that I have to get the job done."

Davis describes Clark as a team-first guy who needs to be a little more selfish for the good of the team.

"We talk to him about that all the time" Davis said. "You've got to be a nice guy outside the lines and a killer between the lines. He's a product of having great people around him, a great high school coach. People cared in the community about him. His mom did a good job raising him to think and do the right things.

"In the small community he lived in, everybody loved him. One of the things that we'd like to see him do is on the court be a little more of a killer. I think he'll get there."

Clayton is a town of about 16,000 residents located 17 miles east of Raleigh, the kind of town, Davis says, where "everybody knows everybody." Clark was raised primarily by his mother, Tammy McKey, but in the last few years has re-established a relationship with his father, Gary Clark Sr.

"My dad was kind of in and out," Clark said. "He was there but he wasn't there as far as where I needed him to be. I was always with my mom. He's been around more since my sophomore year or junior year (in high school) when I really started doing well and I started forgiving him for all the things he did before. Right now we're in a good place as far as our relationship. He even says, man, you've got to be more aggressive."

Clark says he's very happy at UC. Like some of his teammates, he tools around campus on a hoverboard, rolling effortlessly to his classes and to practice every day. A criminal justice major who hopes to add a psychology minor, he's proud to say that he expects a 3.0 grade point average when first semester grades come out in a few weeks. That's something he has never accomplished at any academic level.

He worked hard during the summer on increasing his shooting range, although he hasn't put that new shooting range on display very often in the early stages of the 2015-16 season. He has, however, made two of the three shots he's taken from 3-point range and is shooting 64.4 percent overall.

"That's the next step for him to get him confident enough to take it because he can make it," Davis said. "We want him to shoot the ball more. We want him to face up and shoot it and be more assertive."

Clark hears the message loud and clear, but he has a hard time playing with the edge that comes naturally to a lot of players. There are times when he gets fired up, he says, usually after Cronin urges him to turn up his intensity, but it's difficult for him to sustain. It takes a lot to make him angry.

"Honestly, I haven't got mad yet," he said. "You could say that I probably should do that."

I know I've gotten pretty aggressive when Coach says things that really get me going. I can see the look he gives me that says you'd better turn it on right now. I need that rebound."

Clark had one of his best games last year against Xavier when he scored 14 points on 7-of-11 shooting with seven rebounds. During that game, Davis kept telling him he should assert himself more forcefully because the Musketeers couldn't guard him. Clark seemed to respond to that.

"It's at the point now," Davis said, "that before every game for awhile we're gonna have to sit him down and talk to him about it and say, 'Gary, look, you can be a good college player if you keep doing what you're doing. If you want to be a really, really good college player or a great college player and have a chance to make money, then you've got to become this guy that takes no prisoners.' He's doing OK. He's starting on a Top 20 team. Now, are you OK with that or do you want more?"

Bill Koch covered UC athletics for 27 years – 15 at The Cincinnati Post and 12 at The Cincinnati Enquirer – before joining the staff of GoBearcats.com in January, 2015.



COLLEGE BASKETBALL, FEATURES, SPORTS

Mick Cronin Is Back in the Game

When Mick Cronin's body decided to call a timeout last season, no one was prepared for it—not his team, not the fans, and least of all Cronin himself. But after a few months of rest and forced relaxation, the University of Cincinnati men's basketball coach is back on the bench. And he still only knows one speed.

November 25, 2015 | Joshua A. Miller | 0 Comments

**Coach Cronin**

PHOTOGRAPH BY JEREMY KRAMER

It was a few days before Thanksgiving 2014, and raining just about biblical—the kind of rain that transforms a bustling college campus into a scene from an old John Wayne western, damp leaves flowing down abandoned sidewalks like tumbleweeds across an empty prairie. Despite knowing my way around the University of Cincinnati, and the fact

that my apartment was only a few hundred yards away, I was dripping wet when I walked into Mick Cronin's office on the sixth floor of the Richard E. Lindner Center—just steps away from the Oscar Robertson statue—to interview him about the season at hand. It took a moment for me to register the state Cronin was in, but I quickly realized it was not good. His face was wearing stress as only a coach's can, every flawed play and mistake weighing heavier in the bags below his eyes. His head, the very thing that would soon send the school and the Cincinnati Bearcats men's basketball program into a panic, appeared to be causing him serious pain. He could not stop rubbing his temples as he strained to stay in the conversation. In a word, he looked like hell.

"We just look that way, trust me," Cronin says now from the very same office, recalling his appearance last November. "Go ahead and coach college basketball, you'll look the same way. It was no more or less stressful. Trust me, it was a lot harder to do my job five years ago than it was last year. I've coached a season through divorce, I've coached seasons with my job on the line. Stress had nothing to do with it."

It was an arterial dissection, a vascular condition that forced him to miss the final three-and-a-half months of the 2014–2015 season. Now, less than a year later, he's medically cleared and back in place as head coach, fresh off a late-summer vacation out west that allowed him a few days to recuperate in peace. Attired in a white Under Armour polo from UC's new outfitter, Cronin is gleaming—not quite tan, but about as close as the Irish skin of a life-long gym rat will allow.

"God, it's hot here. Jeeessus," he says, his deep-set eyes widening in my direction. "I was in San Diego for a week with Sammi," his 9-year-old daughter, currently playing in the next room. Sammi is no stranger to UC fans, a regular (and adorable) presence in Mick's postgame interviews and throughout the athletic facilities. "We went to SeaWorld, Legoland, you name it. There's no humidity. You don't need air conditioning. You. Don't. Even. Need. Air Conditioning. Even if it gets to 80, the town is on the ocean."

He pulls out his cell phone, showing me a picture. "That is 20 yards from the ocean, the house we were staying in. Bro, I'm tellin' ya, it was awesome." He shakes his head and laughs outwardly at himself, as he often does in post-game press conferences after a big win. "Oh man, it was so hard coming back here."

No doubt. But after a season steeped in uncertainty, one thing is immensely clear: Mick Cronin no longer looks like hell.

“I kinda forgot about all that,” says Cronin.

The 44-year-old basketball lifer is doing everything he can these days to reroute any attention from his personal life and push the focus back to the court. Which includes downplaying the seriousness of his health scare. “There wasn’t a whole lot to it,” he says. “I didn’t have surgery. I took an aspirin, and I rested. Three months—90 days.”

This placid retelling is a far cry from the angst that engulfed the team, the university, and some quadrants of the city in the wake of the initial diagnosis. According to Cronin, there were no symptoms or signs that anything was wrong until halftime of UC’s 56–55 double-overtime loss to Nebraska on December 13 last year, when he began to suffer from crippling headaches. Even with the two teams combining for more fouls (42) than field goals (36), he quickly realized he was experiencing something more extreme than his usual stresses, and gave himself a three-day deadline for things to improve. Instead they only worsened, and following a 71–62 overtime victory against 19th-ranked San Diego State on December 17, Cronin went to the UC Medical Center for a CAT scan. That’s when he discovered he had an arterial issue in his brain, though he was not yet fully aware of its exact specifications.

For the second time in a decade, Cronin is inheriting the Bearcats men’s basketball program. This time, however, he doesn’t have to put out a raging dumpster fire and rebuild from the ashes.

At the urging of his doctors, Cronin made the decision not to coach the Bearcats’ afternoon tipoff against Virginia Commonwealth University a few days later. “When you’ve got the three best neurological people at UC, I wasn’t going to argue with them,” he quips. “I argue with referees, not neurosurgeons.”

It’s easy for Cronin to say that now, but there must have been impulses to ignore those warnings late last year, given the uniqueness of his position. The toxicity of the program Cronin took over in 2006 is often touched on but only partially understood. Following the melodramatic exit of Bob Huggins, then-UC athletic director Mike Thomas opted to bring on Cronin—who had rubbed some fans the wrong way when he left Huggins’s staff to be Rick Pitino’s assistant at Louisville five years earlier—rather than retain the popular interim replacement, Andy Kennedy. Detested by many fans for simply not being Huggins, Cronin was handed the reins to a program with one scholarship player, a host of NCAA academic issues (UC’s Academic Progress Rate was 838; anything below 925 could have resulted in penalties), and the daunting challenge of competing in arguably the greatest conference

in college basketball history, the erstwhile Big East. Nine seasons, four consecutive NCAA tournament berths, and a few turned-down job offers later—on the heels of an American Athletic Conference Championship and Coach of the Year Award, no less—it was a cruel twist of fate that Cronin was now being advised to step down and hand over the team, his team, not knowing if he'd ever coach again.

“The night before, we had talked about it being a possibility. But when it actually happens it's a whole different thing,” says associate head coach Larry Davis, who at that moment took over as interim head coach for the remainder of the season. “I've got one of my closest friends who not only can't coach, but is in a really dangerous health situation. I didn't know what to think. How bad is it? Is his career ending? Is this life threatening? What is it?”

Initial reports exacerbated the public's anxiety by incorrectly mentioning the word aneurysm, an error that infuriated Cronin and his doctors at the time. In the ensuing weeks, it was confirmed as a carotid artery dissection, which, according to the Cleveland Clinic, is a tear to the tissue walls of the arteries in the neck that deliver blood from the heart to the brain, allowing blood to leak between the layers of tissue and separate them. Undiagnosed and untreated, it can result in a stroke, and even in situations where surgery is necessary (which was not the case for Cronin), an extended period of lowered blood pressure and heart rate is integral to the healing process. Hence the mandatory rest and relaxation.

“It's an extremely random thing,” says Cronin. “[Doctors] don't know, but they think it's a physical injury—caused by something as benign as a sneeze, a cough, snapping your head swinging a golf club.”

Perhaps it was golfing, which probably ranks third on Cronin's list of loves, just below Sammi and Bearcats basketball. It's not unreasonable to imagine that it happened on the sideline, though, with the hurling of a suit jacket or the snap of his fiery gaze toward one of his players, digging his foot into the court and pointing to the millimeter directly in front of him before screaming “Get over here!” through clenched teeth. Still, Cronin can't stop emphasizing that this was a non-coaching, non-stress related issue.

“My job didn't cause it,” he says. “I want people to know, they had me not coach as a precaution so I could heal. The most important thing they had me do was stop exercising, stop lifting weights. And Sammi couldn't jump on my head during pillow fights anymore. I didn't do anything to cause it.”

This is something he needs people to be convinced of, because he's convinced of it. And because he hasn't slowed down.

It's almost impossible to imagine Cronin, who is as candid and fiery as they come, as a restrained player on the basketball court. But that was once the case according to the man best acquainted with his quick rise through the basketball world. "He was real quiet, real cerebral, no expressions, nothing," says Hep Cronin, who coached his son at La Salle High School in the late 1980s. "He was mild-mannered on the floor. His playing style was nothing like his coaching style. Actually, it was completely opposite."

Mick's older brother, Dan, a point guard at La Salle himself, was the more fervent of the two, and the one Hep had half-expected to go into coaching when the boys were younger. But something changed in Mick in 1991, during his freshman year at UC, after legendary high school coach Jimmy Leon took him on as an assistant at Woodward High School. Cronin was a natural on the sidelines, tireless and unabating. From Woodward he ascended to assistant positions at UC in 1997 and Louisville in 2001 before taking the head job at Murray State in 2003, where he led the school to two NCAA Tournament appearances in three seasons, at which point he returned to his alma mater, tasked with righting the ship. It was hard labor those first few years—constantly fighting the tall shadow of Huggins and the many fans who preferred to wallow in it—but he did it, never truly considering the alternative. It's why the health scare won't be the thing to calm him down. He can't calm down. It nearly drove him insane trying to stay moderately still while away from the bench. "Three months is a long time," he says. "It was everything I could do to get through each day. Three months felt like three years, 24 hours felt like 24 days."

The hardest part—or at least the first thing he references as the hardest part—was when the Bearcats went on the road. "That's when I'd be driving I-275, the whole loop," he says, trying to keep from getting antsy. There were two or three other "hardest parts," most notably his struggle to find a constructive strategy for watching his team play. Listening on the radio wasn't good enough, not watching at all was a disaster, and watching with Sammi proved to be a different sort of challenge.

"She would monitor my intensity during games," he says. "It was hilarious. She'd come in and reprimand me if she heard me smack the chair or something. The first one we watched together, she stood behind me in the kitchen. It was a late game, on a school night, and as soon as I made a comment she's whispering, 'Calm down, calm down.' This went on about six minutes into the game, and I turned to her and said, 'Sammi, if you keep doing that I'm going to lose it.' She started laughing at me, and then we both started laughing."

Whatever the truly hardest part may have been, there was one big positive that came from Cronin's medically induced coaching hiatus: "Sammi and I spent way more time together than we've ever been able to in January and February," he says. And so they got through it,

an unimaginable 90 days of relative calm for one of the country's most hyperactive coaches. On March 30, 2015, Cronin's docs declared the artery healed and at no risk for further incident. He was officially cleared to resume his normal professional life. Meaning: tee times at Traditions Golf Club in Hebron and the resumption of his infamously brutal team practices.

“He's still just as fiery. He's probably 10 on a scale of 10,” says junior guard Troy Caupain, whose wire-to-wire layup at the end of regulation forced overtime in UC's NCAA tournament victory against Purdue this past spring. “For real, practices might be harder than the game. We practice for three hours—and it's a hard three hours.”

Even during the comparably tame breakout-session practices in September, the same old Cronin is present, pacing back and forth below the basket as players run a two-lined drill of contested layups. “Power it up!” he yells, exploding off the floor as much as his middle-age body will allow, extending his arms toward the basket in a mirrored image of his players. “Power it up! Power it up!” He's rarely a spectator in practice, preferring to be part of the show, delivering a constant stream of feedback. You can see him itching for the pulse of a live game, and with it, the occasional sideline explosion. And for good reason.

“It may look like he's calmer, but that's because he's got a veteran team,” says Hep. “I think this is pretty easily the best team he's ever had.”

It's an odd yet much more rewarding moment: For the second time in a decade, Mick Cronin is inheriting the Bearcats men's basketball program. This time, however, he doesn't have to put out a raging dumpster fire and rebuild from the ashes. This time he has what could be the deepest roster of his tenure. Nearly everyone is back from a team that gave an exceptional University of Kentucky squad one of its toughest halves of the season in the tournament's Round of 32.

“I think they're going to be terrific,” says Mike DeCourcy, a college basketball writer for Sporting News who previously covered UC for The Cincinnati Enquirer. “If you're going against a defense as capable and sophisticated as Cincinnati's, it's going to be very difficult.”

Cronin, who likely falls asleep at night thinking of deflected passes and forced shot-clock violations, was almost verbatim in his reasoning for why this team should be significantly better than last year. “It's hard to get a shot against us,” he says. “You're gonna see more press this year, see us being more aggressive with our defense. If we were fifth in the country in points against last year, with a team of inexperience, I'd hope it will be even

higher this season.”

DeCourcy and Sporting News had UC ranked No. 18 in its preseason poll, and he couldn't quite understand why others hadn't followed suit. “After what they accomplished last year with what they had to go through, and with what they bring back, that more people aren't in line with us—you don't see a lot of top-20 or top-25 mentions for Cincinnati right now—is peculiar.” Barring another bolt out of the blue, or a complete meltdown in the first few weeks of the season, the Bearcats should by rights be undefeated heading into December—the earliest test being a solid nonconference battle at home against Butler University.

It's obvious Cronin thinks his program is on the verge of its best basketball—which is good, because to a somewhat unjust extent, it has to be. While the program is in decidedly better shape than it was 10 years ago, the long-term outlook for UC athletics is a bit cloudier. With the Big East's demise and subsequent realignment, the Bearcats lost their position in a power conference and the TV revenue and exposure that come with it. Now desperately in pursuit of what it once had, UC is dressing for the conference it wants, pouring \$86 million into the renovation of Nippert Stadium and looking to raise another \$85 million to revitalize the unseemly airplane hangar that is Fifth Third Arena. The university has pushed all of its chips into the kitty, and a successful basketball program means a better overall hand, something its hometown coach is well aware of.

“I feel more of a responsibility with my job than if I was coaching somewhere else,” says Cronin. “Being from here, it's exciting to have a great year for the fan base. With all the arena stuff and conference stuff looming, the better job we can do with men's basketball—it's good for our city and it's great for our university.”





MICK IS BACK: Coach Cronin, photographed on the floor of Fifth Third Arena, October 21, 2015.

PHOTOGRAPH BY JEREMY KRAMER

Back in his office once more, Cronin and I are staring out the triangular windows of the Lindner Center, looking down on a cluster of construction workers as they re-lay the bricks at the eastern entrance of Nippert Stadium. It's less than a week before UC's football home opener against Alabama A&M, and we're each wondering if the refurbished stadium will be done in time after a record-breaking summer rainfall has set

things back.

Gazing out across a campus that's practically unrecognizable from the one of his childhood, that window gives Cronin a view into the past, as well as his and the school's potential future. Nippert Stadium is essentially brand new. The grassy hill of Calhoun Street where he played tackle football as a kid during UC's blowout losses is now the soccer field and Calhoun Parking Garage. The house where his late mother Peggy grew up, one of the countless Corryville relics lost to UC's eastward expansion, sat roughly at home plate of Marge Schott Stadium. Cronin was here for those transformations, just as he has been for the changeover of three athletic directors, three university presidents, and four football coaches during his time as the head basketball coach. Enduring good seasons, disappointing ones, and a serious medical issue, he's remained the same pragmatic, west side guy, still striving toward the same ultimate goal in the same relentless fashion. But even if he isn't going to mellow out or change his coaching style, it shouldn't suggest that UC's one major constant of the past decade hasn't been changed by this recent personal battle.

"Anyone who has been through some type of health scare would tell you that you realize your mortality," he says. "You think you're going to live till you're 85. You've got it all mapped out: I'm gonna coach at Cincinnati, I'm gonna rebuild the program, we're gonna go on a great run, we'll win a championship someday, I'll retire. But something like this happens and you realize you better live day by day.

"You realize anything could happen. That's why when you have her," he adds, pointing toward the hallway and the room where his daughter is playing.

Right on cue, Sammi presses her face and hands to the frosted glass encasement of her father's door, delivering a tangible answer to Cronin's awakening. He's not a better or more attentive father than he was a year ago; anyone who knows him or has been around him for the past decade will tell you that's an area in which he has always excelled. No, it has to do with fate. Think of it this way: If Cronin had only an empty Anderson Township home to return to on the night of that San Diego State game, maybe he isn't so inclined to take himself to the hospital. Maybe he tries to coach through the headaches, preferring to ignore the situation rather than risk giving up control and slowing the team's progress. The Mick Cronin of 10 years ago probably doesn't put his own health first. He's got a team to build. Perhaps those 90 days of rest wouldn't have even been an option.

But we'll never know, and that's likely thanks to Sammi, a four-foot-something smile with curls. Mick Cronin did change, but it didn't happen on the sideline, or in the locker room, or driving the I-275 loop. It happened nine years ago. And he's only now realizing the extent to

which it did.

“Come in,” Cronin says to Sammi, as she enters an office that, by my count, contains 13 photos of her. “What do you need?”

“Markers,” she says matter-of-factly, in a tone implying he should already know that.

Cronin laughs, picking up his thought where he left off. “But when you have children—and you see Lauren Hill, who had brain cancer, and poor little Leah Still who has had more damn treatments than a human should have in their whole life...I had great perspective throughout the entire thing,” he says, now looking on at Sammi, who’s embarrassed to have been made the center of attention by her father once again. It’s a few minutes after 1 p.m., and Sammi’s entrance means it’s both time for lunch and for me to be on my way.

“Remember what I told you about anytime it’s 11:11 or 1:11?” Cronin asks his daughter rhetorically. He can’t help himself. It’s the coach in him, driving home his point for the umpteenth time. “You’ve got to make a wish.”

Sammi looks up from the designated marker drawer she’s rummaging through, rolling her eyes in the loving way that fathers can’t fight back against.

“You do it every day,” she says.

TAGS: CINCINNATI BEARCATS, COLLEGE BASKETBALL, DECEMBER 2015, HEAD GAMES, LARRY DAVIS, MICK CRONIN, TROY CAUPAIN, UNIVERSITY OF CINCINNATI

UC's DeBerry: Trimmed down, making impact

*By Kevin Goheen
Cincinnati Enquirer Contributor
Nov. 17, 2015*

A sheepish smile cracks from Coreontae DeBerry's face when the subject turns to just how big he got last basketball season.

"I was 290 at one point, 285," says the 6-foot-9-inch University of Cincinnati senior center.

DeBerry is no longer that big, but rather a lean and muscular 265 pounds by the official roster, maybe less in actuality. Guys who were as big as DeBerry was last season and lacked the conditioning he now owns can't rotate out near midcourt and help in a defensive trap. Guys like the DeBerry of last season might see a play developing into a corner 3-point shot attempt and know it's their responsibility to contest the shot but they don't get to the spot in time.

This season's version of DeBerry did those things and more in last Sunday's 106-44 win against Robert Morris. He finished with 12 points for the second straight game to start the season and collected a career-high eight rebounds in 20 minutes of play off the bench as the Bearcats rolled to their second consecutive win of the season.

The Bearcats will look for a 3-0 start Wednesday night when they travel north up I-75 to Bowling Green State for their first road game of the season. It will be the third game in six days for the Bearcats but a deep rotation with better-conditioned players like DeBerry should make that a non-factor. UC envisions opening up its offense this season through an aggressive defense. Playing good defense has rarely been an issue for UC in past seasons but offensive flow didn't always follow.

UC has produced 203 points in its first two games this season and has six players averaging double-figures in scoring and eight players with a scoring average of 8.5 points-per-game or better.

"Conditioning and running is a lot easier said than done," said head coach Mick Cronin. "When you recruit everyone says we're going to run. We want to run, I want to run, and then when you get to practice nobody wants to run. Hopefully guys are having more fun scoring more points and are going to embrace our conditioning program and the way we practice even more. It's not easy."

DeBerry has embraced the program. He endured listening to Cronin and Larry Davis and the coaching staff all last season tell him how he ran the floor like he had a piano strapped to his back.

"That motivated me to get up and down the floor better and be able to play more minutes," said DeBerry. "Being lighter and ready to run faster enables me to play better. I took it as motivation over the summer."

DeBerry played in all 34 games last season, his first with the program after transferring from Hutchinson Community College, but averaged just 10.6 minutes a game backing up Octavius Ellis and Gary Clark. He averaged just 4.2 points and only once did he score in double figures. That was an important one time, however, against Purdue in the second round of the NCAA tournament.

Ellis was ejected from that game for a Flagrant 2 foul with 16:22 remaining in regulation. DeBerry ended up playing 26 minutes and scoring 13 points on 5 of 9 shooting from the field in UC's 66-65 win in overtime.

DeBerry said he weighed 285 pounds for that game.

"I just had to put away being tired and just try to figure out a way to help my team win because I know they needed me," said DeBerry. "They were counting on me because I was one of the only bigs left. I had to find some toughness so we could get through it, and we did."

DeBerry and Ellis were on the floor together for a short stretch against RMU. That wasn't a usual occurrence last season but it could happen more this season.

"It makes a big difference because he can come in for me or he can come in for Gary," said Ellis. "When we play together we're big. We're two 6-10 guys on the court together. When he and Gary play together we're still big. Corey can rotate and block shots."

Caupain Embracing Leadership Role

By Bill Koch
GoBEARCATS.com
Nov. 12, 2015

CINCINNATI – University of Cincinnati coach Mick Cronin has always had a lot of confidence in Troy Caupain, but there have been times when Caupain didn't have the same confidence in himself.

As a 18-year-old freshman early in the 2013-14 season, Caupain would often get down on himself when he made a mistake. Older players like Sean Kilpatrick and Justin Jackson would tell him to shake it off, that every player goes through similar growing pains, but Caupain took every mistake to heart.

"I would overthink about it and it would kind of affect my play," Caupain said. "When I got back out there, I would play a little hesitant. I was nervous to make a mistake. I wanted to do everything right."

Two years later, as he enters his junior year, Caupain, a 6-foot-4 point guard from Midlothian, Va., says he has overcome that lack of confidence and is ready to help lead the Bearcats to what potentially could be their best season in years.

UC opens its 10th season under Cronin at 7 p.m. Friday at Fifth Third Arena against Western Carolina in his first regular-season game since Dec. 17 of last year. Shortly after that game, he was diagnosed with an arterial dissection that prevented him from coaching any more games the rest of the season.

"Because of what I went through, I'm just happy to be coaching," Cronin said. "But whenever you have a real chance because you have talent and especially because you have some experience and kids that want to win, it's exciting. As a coach, you really know in your heart of hearts when you really have a chance."

Caupain – who won't turn 20 until Nov. 29 – is the quarterback of a UC offense that hopes to play faster, shoot better and score more points. He's coming off a season in which he was thrown into the fire as the full-time point guard after Ge'Lawn Guyn got hurt and then left the program. That's a lot to put on the shoulders of a sophomore who was still learning to play the position.

"That first year, when you've got to shoulder that load and play them big minutes and try to produce every night, it's tough," Cronin said. "If you've never been in that position before, it's a lot to ask of a kid. And you have ups and downs. That scouting report is always geared up for you. You were on the second page (before). Now you're on the top of the report. It's different. There were also times last year when he couldn't breathe because he was our only ball handler."

Faced with all that responsibility, Caupain averaged 9.6 points, 3.6 rebounds and 3.5 assists in 34 games, 33 of which he started. He shot 40.8 percent from 3-point range and was criticized at times for not shooting enough and for not taking charge of the offense in crucial situations.

This year Caupain says he has a better understanding of his role. He has embraced his status as a team leader and a player who must deliver when the shot clock is running out or the game is on the line.

"I think I've grown into it," Caupain said, "maybe not early in the year last year, but I think I grew into it at the end of the season last year. As the point guard, when the shot clock gets low you should be the one to try to create a play. "Watching film on all the top point guards, that's what they do at the end of the clock. Chris Paul, Kyrie (Irving), when you watch them play in games and when

the clock gets low they always do what they need to do to either make an assist, score a basket or get fouled. I think I did that towards the end."

Cronin says he has seen a noticeable change in Caupain.

"When you've got a young player that's talented, you spend a lot of time trying to get him to believe how talented he is," Cronin said, "to get him to believe what he can accomplish. I spent a lot of time with him on that early in his career. I don't have to do that anymore. Now I just have to help him with his decision-making and making sure he's running the team instead of having to make sure he shoots when he's open. We're past building his confidence level up. Now we're trying to polish him up as a leader from the guard position."

Caupain should be helped this year by the presence of freshman point guard Justin Jenifer. At 5-10, 175 pounds, Jenifer offers a contrast to Caupain because of his size and a style of play that emphasizes penetrating to the basket and dishing off for assists. With Jenifer on hand, Caupain – who played an average of 31 minutes per game last year – should be able to rest more frequently. Jenifer should also take some of the mental pressure off Caupain.

There's no question that as the season begins Caupain and senior forward Octavius Ellis are the two most important players on UC's roster. If the Bearcats are going to fulfill their own high aspirations both players will have to have standout seasons.

Caupain says he's eager and ready to handle anything that Cronin or UC's opponents throw his way.

"I'm more mature," he said. "I know the game more. I knew how to handle an away crowd, how to handle when the game is getting down and there's a lot of adversity going your way, like the ball's not going in the basket and you're turning the ball over."

"Last year I knew that the role would take a big part in my hands. I wanted to be the guy. I had played that moment before in high school. I know it's different from high school, but you get older, you grow. It's the trials and tribulations of life that you have to understand. You've got to grow. You've got to step up to the plate when your number's called."

Despite returning all five starters from a 23-11 team that advanced to the third round of the NCAA Tournament last year, the Bearcats have not been ranked in the AP preseason Top 25. Cronin doesn't necessarily agree with that assessment, but he says he understands why it seems to happen year after year.

"At the end of the day, some teams are overrated every year but it's because of what they've accomplished," Cronin said. "We haven't been to a Final Four since 1992. If we don't like it, we've got a chance to change it. You want to change it? You want more attention? You want to have more respect in polls and have more people talk about you? You've got to win big games and you've got to win in March."

"We have to have a group of guys that have that mentality that that group had back in '92 and '93, that we're gonna change things around here. If you want to change it, the games start tomorrow night."

Bill Koch covered UC athletics for 27 years – 15 at The Cincinnati Post and 12 at The Cincinnati Enquirer – before joining the staff of Go.Bearcats.com in January, 2015.



2016 NCAA DIVISION I MEN'S BASKETBALL CHAMPIONSHIP BRACKET

PRESENTED BY



Official Candy Partner of the NCAA

First Round
MARCH 17-18

Second Round
MARCH 19-20

Regional
Semifinals
MARCH 24-25

Regional
Finals
MARCH 26-27

National
Semifinals
APRIL 2

National
Semifinals
APRIL 2

Regional
Finals
MARCH 26-27

Regional
Semifinals
MARCH 24-25

Second Round
MARCH 19-20

First Round
MARCH 17-18

FIRST FOUR

11 Vanderbilt (19-13)

Mar 15

S

16 Fla. Gulf Coast (20-13)

Mar 15

E

DAYTON
MARCH 15-16

E

Michigan (22-12) 11

Mar 16

Tulsa (20-11) 11

W

Holy Cross (14-19) 16

Mar 16

Southern (22-12) 16

Watch On
truTV



FINAL FOUR
HOUSTON
APRIL 2 AND 4

**NATIONAL
CHAMPIONSHIP**
APRIL 4

**SOUTH
LOUISVILLE**
March 26

April 2

**EAST
PHILADELPHIA**
March 27

April 2

**WEST
ANAHEIM**
March 26

April 2

**MIDWEST
CHICAGO**
March 27

April 2

#MarchMadness

Watch the tournament on these networks
or online at NCAA.COM/MARCHMADNESS



March 17 and 18 first/second-round sites: Denver, Des Moines, Providence, Raleigh. March 18 and 20 first/second-round sites: Brooklyn, Oklahoma City, Spokane, St. Louis.
March 24 and 26 regional sites: Anaheim, Louisville. March 25 and 27 regional sites: Chicago, Philadelphia.



The NCAA opposes all forms of sports wagering

1 Kansas (30-4)

Mar 17

16 Austin Peay (18-17)

Mar 17

8 Colorado (22-11)

Mar 17

9 Connecticut (24-10)

Mar 18

5 Maryland (25-8)

Mar 18

12 S. Dakota St. (26-7)

Mar 18

4 California (23-10)

Mar 18

13 Hawai'i (27-5)

Mar 18

6 Arizona (25-8)

Mar 17

11 Vanderbilt/Wichita St.

Mar 17

3 Miami (Fla.) (25-7)

Mar 17

14 Buffalo (20-14)

Mar 18

7 Iowa (21-10)

Mar 18

10 Temple (21-11)

Mar 18

2 Villanova (29-5)

Mar 18

15 UNC Asheville (22-11)

Mar 18

1 Oregon (28-6)

Mar 18

16 Holy Cross/Southern

Mar 18

8 Saint Joseph's (27-7)

Mar 18

9 Cincinnati (22-10)

Mar 17

5 Baylor (22-11)

Mar 17

12 Yale (22-6)

Mar 17

4 Duke (23-10)

Mar 17

13 UNC Wilmington (25-7)

Mar 18

6 Texas (20-12)

Mar 18

11 Northern Iowa (22-12)

Mar 18

3 Texas A&M (26-8)

Mar 18

14 Green Bay (23-12)

Mar 18

7 Oregon St. (19-12)

Mar 18

10 VCU (24-10)

Mar 18

2 Oklahoma (25-7)

Mar 18

15 CSU Bakersfield (24-8)

Mar 18

North Carolina (28-6) 1

Mar 17

FGCU/Fair. Dickinson 16

Mar 17

USC (21-12) 8

Mar 17

Providence (23-10) 9

Mar 17

Indiana (25-7) 5

Mar 17

Chattanooga (29-5) 12

Mar 17

Kentucky (26-8) 4

Mar 17

Stony Brook (26-6) 13

Mar 17

Notre Dame (21-11) 6

Mar 18

Michigan/Tulsa 11

Mar 18

West Virginia (26-8) 3

Mar 18

S.F. Austin (27-5) 14

Mar 18

Wisconsin (20-12) 7

Mar 18

Pittsburgh (21-11) 10

Mar 18

Xavier (27-5) 2

Mar 18

Weber St. (26-8) 15

Mar 18

Virginia (26-7) 1

Mar 17

Hampton (21-10) 16

Mar 17

Texas Tech (19-12) 8

Mar 17

Butler (21-10) 9

Mar 17

Purdue (26-8) 5

Mar 17

Little Rock (29-4) 12

Mar 17

Iowa St. (21-11) 4

Mar 17

Iona (22-10) 13

Mar 17

Seton Hall (25-8) 6

Mar 17

Gonzaga (26-7) 11

Mar 17

Utah (26-8) 3

Mar 17

Fresno St. (25-9) 14

Mar 17

Dayton (25-7) 7

Mar 18

Syracuse (19-13) 10

Mar 18

Michigan St. (29-5) 2

Mar 18

Middle Tenn. (24-9) 15

Mar 18